

# GOMOS Level 2 Daily Report

## SUMMARY

### [1. General Info](#)

### [2. Summary of processed GOM\\_NL\\_2P products](#)

### [3. Level 2 Quality information per product](#)

#### [3.1 Plot of level 2 quality information per product \(time dependant\)](#)

#### [3.2 Plot of level 2 quality information per product \(world map\)](#)

### [4. Level 1 Quality information per product \(stored on level 2 products\)](#)

#### [4.1 Plot of level 1 quality information per product \(time dependant\)](#)

##### [4.1.1 Plot of level 1 quality information per product \(time dependant\): ASCENDING](#)

##### [4.1.2 Plot of level 1 quality information per product \(time dependant\): DESCENDING](#)

#### [4.2 Plot of level 1 quality information per product \(world map\)](#)

##### [4.2.1 Plot of level 1 quality information per product \(world map\): ASCENDING](#)

##### [4.2.2 Plot of level 1 quality information per product \(world map\): DESCENDING](#)

### [5. Ozone profiles based on quality statistics and other trace gas profiles](#)

#### [5.1 Ozone statistics based on quality of products](#)

#### [5.2 Plot ozone profiles for all STD \(dark without errors\)](#)

#### [5.3 Plot ozone profiles where STD < 20% \(dark without errors\)](#)

#### [5.4. Plot ozone profiles where STD < 10% \(dark without errors\)](#)

#### [5.5. Plot ozone profiles where STD < 5% \(dark without errors\)](#)

#### [5.6 Plot NO2 profiles for all STD \(dark without errors\)](#)

#### [5.7 Plot NO3 profiles for all STD \(dark without errors\)](#)

#### [5.8 Plot H2O profiles \(only for occultations of stars 1,2,3,4,13,14,16,26,63 dark without errors\) for all STD](#)

### [6. Auxiliary Data Files used for the production reported in section 2](#)

This report presents the daily analysis on parameters extracted from GOMOS level 2 data (GOM\_NL\_\_2P). It is intended to monitor some important parameters that will impact the quality of these products. A list of level 2 products (and content) that have arrived during the reporting day to the PCF is also given.

Item	Value
Time of report generation	17APR2013 21:24:33
Data source version	GOMOS/6.01
Start time of products	16-12-2002 (16DEC2002 00:00:00)
Stop time of products	17-12-2002 (17DEC2002 00:00:00)
Store outputs in DB	Yes
Nb of level 2 prods	510
Nb of prods with errors	0

## 2. Summary of processed GOM\_NL\_\_2P products.

Nr	Filename	UTC Start time	Limb	Duration	Star Id	Star Name	Star Mag	Star Temp	Nb Meas	Orbit	Prod. error
1	GOM_NL__2PRFIN20021216_000143_00000502012_00088_04150_0317.N1	16-DEC-2002 00:01:43	Dark	50.000	41	Eps Car	1.8600	4100.0	100	4150	No
2	GOM_NL__2PRFIN20021216_000428_00000512012_00088_04150_0318.N1	16-DEC-2002 00:04:28	Dark	51.000	34	Gam2Vel	1.7930	23000.	102	4150	No
3	GOM_NL__2PRFIN20021216_000635_00000542012_00088_04150_0319.N1	16-DEC-2002 00:06:35	Dark	53.500	70	Zet Pup	2.2460	39000.	107	4150	No
4	GOM_NL__2PRFIN20021216_000919_00000572012_00088_04150_0320.N1	16-DEC-2002 00:09:19	Dark	56.500	117	Pi Pup	2.7060	3800.0	113	4150	No
5	GOM_NL__2PRFIN20021216_001236_00000562012_00088_04150_0321.N1	16-DEC-2002 00:12:36	Straylight	56.000	23	21Eps CMa	1.5020	26000.	112	4150	No
6	GOM_NL__2PRFIN20021216_001424_00000572012_00088_04150_0322.N1	16-DEC-2002 00:14:24	Straylight	56.500	179	24Omi2CMa	3.0320	24000.	113	4150	No
7	GOM_NL__2PRFIN20021216_001727_00000682012_00088_04150_0323.N1	16-DEC-2002 00:17:27	Straylight	67.500	1	9Alp CMa	-1.4400	11000.	135	4150	No
8	GOM_NL__2PRFIN20021216_002012_00000502012_00088_04150_0324.N1	16-DEC-2002 00:20:12	Straylight	50.000	56	53Kap Ori	2.0650	30000.	100	4150	No
9	GOM_NL__2PRFIN20021216_002245_00000542012_00088_04150_0325.N1	16-DEC-2002 00:22:45	Straylight	53.500	33	50Zet Ori	1.7660	30000.	107	4150	No
10	GOM_NL__2PRFIN20021216_002521_00000522012_00088_04150_0326.N1	16-DEC-2002 00:25:21	Tw_i_and_stray	51.500	27	24Gam Ori	1.6360	26000.	103	4150	No
11	GOM_NL__2PRFIN20021216_002803_00000542012_00088_04150_0327.N1	16-DEC-2002 00:28:03	Tw_i_and_stray	54.000	13	87Alp Tau	0.86700	3800.0	108	4150	No
12	GOM_NL__2PRFIN20021216_003014_00000392012_00088_04150_0328.N1	16-DEC-2002 00:30:14	Bright	38.500	146	25Eta Tau	2.8730	15200.	77	4150	No
13	GOM_NL__2PRFIN20021216_003223_00000382012_00088_04150_0329.N1	16-DEC-2002 00:32:23	Bright	38.000	150	44Zet Per	2.8900	28000.	76	4150	No
14	GOM_NL__2PRFIN20021216_003442_00000372012_00088_04150_0330.N1	16-DEC-2002 00:34:42	Bright	37.000	149	45Eps Per	2.8880	30000.	74	4150	No
15	GOM_NL__2PRFIN20021216_003653_00000362012_00088_04150_0331.N1	16-DEC-2002 00:36:53	Bright	35.500	175	39Del Per	3.0100	19400.	71	4150	No
16	GOM_NL__2PRFIN20021216_003838_00000382012_00088_04150_0332.N1	16-DEC-2002 00:38:38	Bright	38.000	160	23Gam Per	2.9300	4700.0	76	4150	No
17	GOM_NL__2PRFIN20021216_004150_00000382012_00088_04150_0333.N1	16-DEC-2002 00:41:50	Bright	37.500	110	37Del Cas	2.6780	8900.0	75	4150	No
18	GOM_NL__2PRFIN20021216_004833_00000402012_00088_04150_0334.N1	16-DEC-2002 00:48:33	Bright	39.500	49	1Alp UMi	1.9900	6300.0	79	4150	No
19	GOM_NL__2PRFIN20021216_005317_00000412012_00088_04150_0335.N1	16-DEC-2002 00:53:17	Bright	40.500	60	7Bet UMi	2.0810	3950.0	81	4150	No
20	GOM_NL__2PRFIN20021216_005509_00000532012_00088_04150_0336.N1	16-DEC-2002 00:55:09	Bright	52.500	82	48Bet UMa	2.3650	10600.	105	4150	No
21	GOM_NL__2PRFIN20021216_005757_00000442012_00088_04150_0337.N1	16-DEC-2002 00:57:57	Bright	44.000	32	77Eps UMa	1.7630	11000.	88	4150	No
22	GOM_NL__2PRFIN20021216_010030_00000422012_00088_04150_0338.N1	16-DEC-2002 01:00:30	Bright	42.000	39	85Eta UMa	1.8540	24000.	84	4150	No
23	GOM_NL__2PRFIN20021216_010348_00000432012_00088_04150_0339.N1	16-DEC-2002 01:03:48	Bright	43.000	180	27Gam Boo	3.0400	8000.0	86	4150	No
24	GOM_NL__2PRFIN20021216_010703_00000382012_00088_04150_0340.N1	16-DEC-2002 01:07:03	Bright	38.000	83		2.3780	11000.	76	4150	No
25	GOM_NL__2PRFIN20021216_011022_00000452012_00088_04150_0341.N1	16-DEC-2002 01:10:22	Bright	44.500	111	8Eta Boo	2.6800	6000.0	89	4150	No
26	GOM_NL__2PRFIN20021216_011419_00000542012_00088_04150_0342.N1	16-DEC-2002 01:14:19	Bright	53.500	138	47Eps Vir	2.8280	4700.0	107	4150	No
27	GOM_NL__2PRFIN20021216_012017_00000562012_00088_04150_0343.N1	16-DEC-2002 01:20:17	Tw_i_and_stray	55.500	15	67Alp Vir	0.97600	28000.	111	4150	No
28	GOM_NL__2PRFIN20021216_012345_00000512012_00088_04150_0344.N1	16-DEC-2002 01:23:45	Dark	50.500	169	46Gam Hya	2.9910	4700.0	101	4150	No
29	GOM_NL__2PRFIN20021216_012529_00000452012_00088_04150_0345.N1	16-DEC-2002 01:25:29	Dark	45.000	54	5The Cen	2.0550	4500.0	90	4150	No
30	GOM_NL__2PRFIN20021216_012739_00000382012_00088_04150_0346.N1	16-DEC-2002 01:27:39	Dark	37.500	78	Alp Lup	2.3040	28000.	75	4150	No
31	GOM_NL__2PRFIN20021216_013114_00000432012_00088_04150_0347.N1	16-DEC-2002 01:31:14	Dark	42.500	4	Alp1Cen	-0.010000	5800.0	85	4150	No
32	GOM_NL__2PRFIN20021216_013259_00000432012_00089_04151_0291.N1	16-DEC-2002 01:32:59	Dark	43.000	20	Bet Cru	1.2530	30000.	86	4151	No
33	GOM_NL__2PRFIN20021216_013502_00000372012_00089_04151_0292.N1	16-DEC-2002 01:35:02	Dark	37.000	112	Alp Mus	2.6880	26000.	74	4151	No
34	GOM_NL__2PRFIN20021216_013904_00000412012_00089_04151_0293.N1	16-DEC-2002 01:39:04	Dark	40.500	159	Ups Car	2.9200	7200.0	81	4151	No
35	GOM_NL__2PRFIN20021216_014025_00000432012_00089_04151_0294.N1	16-DEC-2002 01:40:25	Dark	43.000	71	Iot Car	2.2460	7700.0	86	4151	No
36	GOM_NL__2PRFIN20021216_014219_00000552012_00089_04151_0295.N1	16-DEC-2002 01:42:19	Dark	55.000	41	Eps Car	1.8600	4100.0	110	4151	No
37	GOM_NL__2PRFIN20021216_014505_00000512012_00089_04151_0296.N1	16-DEC-2002 01:45:05	Dark	50.500	34	Gam2Vel	1.7930	23000.	101	4151	No
38	GOM_NL__2PRFIN20021216_014712_00000552012_00089_04151_0297.N1	16-DEC-2002 01:47:12	Dark	54.500	70	Zet Pup	2.2460	39000.	109	4151	No
39	GOM_NL__2PRFIN20021216_014956_00000562012_00089_04151_0298.N1	16-DEC-2002 01:49:56	Dark	56.000	117	Pi Pup	2.7060	3800.0	112	4151	No
40	GOM_NL__2PRFIN20021216_015313_00000562012_00089_04151_0299.N1	16-DEC-2002 01:53:13	Straylight	56.000	23	21Eps CMa	1.5020	26000.	112	4151	No
41	GOM_NL__2PRFIN20021216_015501_00000592012_00089_04151_0300.N1	16-DEC-2002 01:55:01	Straylight	58.500	179	24Omi2CMa	3.0320	24000.	117	4151	No
42	GOM_NL__2PRFIN20021216_015804_00000682012_00089_04151_0301.N1	16-DEC-2002 01:58:04	Straylight	67.500	1	9Alp CMa	-1.4400	11000.	135	4151	No

43	GOM_NL__2PRFIN20021216_020048_00000512012_00089_04151_0302.N1	16-DEC-2002 02:00:48	Straylight	51.000	56	53Kap Ori	2.0650	30000.	102	4151	No
44	GOM_NL__2PRFIN20021216_020322_00000532012_00089_04151_0303.N1	16-DEC-2002 02:03:22	Straylight	52.500	33	50Zet Ori	1.7660	30000.	105	4151	No
45	GOM_NL__2PRFIN20021216_020557_00000522012_00089_04151_0304.N1	16-DEC-2002 02:05:57	Twi_and_stray	52.000	27	24Gam Ori	1.6360	26000.	104	4151	No
46	GOM_NL__2PRFIN20021216_020840_00000542012_00089_04151_0305.N1	16-DEC-2002 02:08:40	Twi_and_stray	54.000	13	87Alp Tau	0.86700	3800.0	108	4151	No
47	GOM_NL__2PRFIN20021216_021050_00000382012_00089_04151_0306.N1	16-DEC-2002 02:10:50	Bright	38.000	146	25Eta Tau	2.8730	15200.	76	4151	No
48	GOM_NL__2PRFIN20021216_021300_00000382012_00089_04151_0307.N1	16-DEC-2002 02:13:00	Bright	38.000	150	44Zet Per	2.8900	28000.	76	4151	No
49	GOM_NL__2PRFIN20021216_021517_00000372012_00089_04151_0308.N1	16-DEC-2002 02:15:17	Bright	36.500	149	45Eps Per	2.8880	30000.	73	4151	No
50	GOM_NL__2PRFIN20021216_021729_00000372012_00089_04151_0309.N1	16-DEC-2002 02:17:29	Bright	36.500	175	39Del Per	3.0100	19400.	73	4151	No
51	GOM_NL__2PRFIN20021216_021915_00000372012_00089_04151_0310.N1	16-DEC-2002 02:19:15	Bright	37.000	160	23Gam Per	2.9300	4700.0	74	4151	No
52	GOM_NL__2PRFIN20021216_022227_00000362012_00089_04151_0311.N1	16-DEC-2002 02:22:27	Bright	36.000	110	37Del Cas	2.6780	8900.0	72	4151	No
53	GOM_NL__2PRFIN20021216_022909_00000372012_00089_04151_0312.N1	16-DEC-2002 02:29:09	Bright	36.500	49	1Alp UMi	1.9900	6300.0	73	4151	No
54	GOM_NL__2PRFIN20021216_023353_00000402012_00089_04151_0313.N1	16-DEC-2002 02:33:53	Bright	39.500	60	7Bet UMi	2.0810	3950.0	79	4151	No
55	GOM_NL__2PRFIN20021216_023544_00000522012_00089_04151_0314.N1	16-DEC-2002 02:35:44	Bright	52.000	82	48Bet UMa	2.3650	10600.	104	4151	No
56	GOM_NL__2PRFIN20021216_023832_00000452012_00089_04151_0315.N1	16-DEC-2002 02:38:32	Bright	44.500	32	77Eps UMa	1.7630	11000.	89	4151	No
57	GOM_NL__2PRFIN20021216_024104_00000412012_00089_04151_0316.N1	16-DEC-2002 02:41:04	Bright	41.000	39	85Eta UMa	1.8540	24000.	82	4151	No
58	GOM_NL__2PRFIN20021216_024424_00000412012_00089_04151_0317.N1	16-DEC-2002 02:44:24	Bright	41.000	180	27Gam Boo	3.0400	8000.0	82	4151	No
59	GOM_NL__2PRFIN20021216_024739_00000392012_00089_04151_0318.N1	16-DEC-2002 02:47:39	Bright	39.000	83		2.3780	11000.	78	4151	No
60	GOM_NL__2PRFIN20021216_025058_00000602012_00089_04151_0319.N1	16-DEC-2002 02:50:58	Bright	60.000	111	8Eta Boo	2.6800	6000.0	120	4151	No
61	GOM_NL__2PRFIN20021216_025455_00000552012_00089_04151_0320.N1	16-DEC-2002 02:54:55	Bright	55.000	138	47Eps Vir	2.8280	4700.0	110	4151	No
62	GOM_NL__2PRFIN20021216_030054_00000532012_00089_04151_0321.N1	16-DEC-2002 03:00:54	Twi_and_stray	53.000	15	67Alp Vir	0.97600	28000.	106	4151	No
63	GOM_NL__2PRFIN20021216_030424_00000502012_00089_04151_0322.N1	16-DEC-2002 03:04:24	Dark	49.500	169	46Gam Hya	2.9910	4700.0	99	4151	No
64	GOM_NL__2PRFIN20021216_030605_00000442012_00089_04151_0323.N1	16-DEC-2002 03:06:05	Dark	44.000	54	5The Cen	2.0550	4500.0	88	4151	No
65	GOM_NL__2PRFIN20021216_030815_00000372012_00089_04151_0324.N1	16-DEC-2002 03:08:15	Dark	37.000	78	Alp Lup	2.3040	28000.	74	4151	No
66	GOM_NL__2PRFIN20021216_031150_00000522012_00089_04151_0325.N1	16-DEC-2002 03:11:50	Dark	51.500	4	Alp1Cen	-0.010000	5800.0	103	4151	No
67	GOM_NL__2PRFIN20021216_031336_00000492012_00090_04152_0292.N1	16-DEC-2002 03:13:36	Dark	48.500	20	Bet Cru	1.2530	30000.	97	4152	No
68	GOM_NL__2PRFIN20021216_031538_00000382012_00090_04152_0293.N1	16-DEC-2002 03:15:38	Dark	37.500	112	Alp Mus	2.6880	26000.	75	4152	No
69	GOM_NL__2PRFIN20021216_031940_00000402012_00090_04152_0294.N1	16-DEC-2002 03:19:40	Dark	40.000	159	Ups Car	2.9200	7200.0	80	4152	No
70	GOM_NL__2PRFIN20021216_032100_00000492012_00090_04152_0295.N1	16-DEC-2002 03:21:00	Dark	49.000	71	lot Car	2.2460	7700.0	98	4152	No
71	GOM_NL__2PRFIN20021216_032256_00000562012_00090_04152_0296.N1	16-DEC-2002 03:22:56	Dark	56.000	41	Eps Car	1.8600	4100.0	112	4152	No
72	GOM_NL__2PRFIN20021216_032541_00000492012_00090_04152_0297.N1	16-DEC-2002 03:25:41	Dark	48.500	34	Gam2Vel	1.7930	23000.	97	4152	No
73	GOM_NL__2PRFIN20021216_032749_00000552012_00090_04152_0298.N1	16-DEC-2002 03:27:49	Dark	55.000	70	Zet Pup	2.2460	39000.	110	4152	No
74	GOM_NL__2PRFIN20021216_033033_00000582012_00090_04152_0299.N1	16-DEC-2002 03:30:33	Dark	57.500	117	Pi Pup	2.7060	3800.0	115	4152	No
75	GOM_NL__2PRFIN20021216_033349_00000552012_00090_04152_0300.N1	16-DEC-2002 03:33:49	Straylight	54.500	23	21Eps CMa	1.5020	26000.	109	4152	No
76	GOM_NL__2PRFIN20021216_033537_00000592012_00090_04152_0301.N1	16-DEC-2002 03:35:37	Straylight	58.500	179	24Omi2CMa	3.0320	24000.	117	4152	No
77	GOM_NL__2PRFIN20021216_033841_00000692012_00090_04152_0302.N1	16-DEC-2002 03:38:41	Straylight	68.500	1	9Alp CMa	-1.4400	11000.	137	4152	No
78	GOM_NL__2PRFIN20021216_034124_00000492012_00090_04152_0303.N1	16-DEC-2002 03:41:24	Straylight	49.000	56	53Kap Ori	2.0650	30000.	98	4152	No
79	GOM_NL__2PRFIN20021216_034357_00000522012_00090_04152_0304.N1	16-DEC-2002 03:43:57	Straylight	52.000	33	50Zet Ori	1.7660	30000.	104	4152	No
80	GOM_NL__2PRFIN20021216_034632_00000502012_00090_04152_0305.N1	16-DEC-2002 03:46:32	Twi_and_stray	49.500	27	24Gam Ori	1.6360	26000.	99	4152	No
81	GOM_NL__2PRFIN20021216_034915_00000512012_00090_04152_0306.N1	16-DEC-2002 03:49:15	Twi_and_stray	51.000	13	87Alp Tau	0.86700	3800.0	102	4152	No
82	GOM_NL__2PRFIN20021216_035127_00000382012_00090_04152_0307.N1	16-DEC-2002 03:51:27	Bright	37.500	146	25Eta Tau	2.8730	15200.	75	4152	No
83	GOM_NL__2PRFIN20021216_035336_00000382012_00090_04152_0308.N1	16-DEC-2002 03:53:36	Bright	37.500	150	44Zet Per	2.8900	28000.	75	4152	No
84	GOM_NL__2PRFIN20021216_035554_00000372012_00090_04152_0309.N1	16-DEC-2002 03:55:54	Bright	37.000	149	45Eps Per	2.8880	30000.	74	4152	No
85	GOM_NL__2PRFIN20021216_035805_00000362012_00090_04152_0310.N1	16-DEC-2002 03:58:05	Bright	35.500	175	39Del Per	3.0100	19400.	71	4152	No
86	GOM_NL__2PRFIN20021216_035950_00000382012_00090_04152_0311.N1	16-DEC-2002 03:59:50	Bright	37.500	160	23Gam Per	2.9300	4700.0	75	4152	No
87	GOM_NL__2PRFIN20021216_040303_00000372012_00090_04152_0312.N1	16-DEC-2002 04:03:03	Bright	36.500	110	37Del Cas	2.6780	8900.0	73	4152	No
88	GOM_NL__2PRFIN20021216_040947_00000372012_00090_04152_0313.N1	16-DEC-2002 04:09:47	Bright	36.500	49	1Alp UMi	1.9900	6300.0	73	4152	No
89	GOM_NL__2PRFIN20021216_041427_00000412012_00090_04152_0314.N1	16-DEC-2002 04:14:27	Bright	41.000	60	7Bet UMi	2.0810	3950.0	82	4152	No
90	GOM_NL__2PRFIN20021216_041620_00000542012_00090_04152_0315.N1	16-DEC-2002 04:16:20	Bright	53.500	82	48Bet UMa	2.3650	10600.	107	4152	No
91	GOM_NL__2PRFIN20021216_041907_00000442012_00090_04152_0316.N1	16-DEC-2002 04:19:07	Bright	44.000	32	77Eps UMa	1.7630	11000.	88	4152	No
92	GOM_NL__2PRFIN20021216_042142_00000422012_00090_04152_0317.N1	16-DEC-2002 04:21:42	Bright	41.500	39	85Eta UMa	1.8540	24000.	83	4152	No
93	GOM_NL__2PRFIN20021216_042503_00000402012_00090_04152_0318.N1	16-DEC-2002 04:25:03	Bright	39.500	180	27Gam Boo	3.0400	8000.0	79	4152	No
94	GOM_NL__2PRFIN20021216_042813_00000412012_00090_04152_0319.N1	16-DEC-2002 04:28:13	Bright	40.500	83		2.3780	11000.	81	4152	No
95	GOM_NL__2PRFIN20021216_043135_00000432012_00090_04152_0320.N1	16-DEC-2002 04:31:35	Bright	42.500	111	8Eta Boo	2.6800	6000.0	85	4152	No
96	GOM_NL__2PRFIN20021216_043533_00000742012_00090_04152_0321.N1	16-DEC-2002 04:35:33	Bright	74.000	138	47Eps Vir	2.8280	4700.0	148	4152	No
97	GOM_NL__2PRFIN20021216_044128_00000572012_00090_04152_0322.N1	16-DEC-2002 04:41:28	Twi_and_stray	56.500	15	67Alp Vir	0.97600	28000.	113	4152	No
98	GOM_NL__2PRFIN20021216_044458_00000522012_00090_04152_0323.N1	16-DEC-2002 04:44:58	Dark	52.000	169	46Gam Hya	2.9910	4700.0	104	4152	No
99	GOM_NL__2PRFIN20021216_044641_00000442012_00090_04152_0324.N1	16-DEC-2002 04:46:41	Dark	43.500	54	5The Cen	2.0550	4500.0	87	4152	No
100	GOM_NL__2PRFIN20021216_044851_00000382012_00090_04152_0325.N1	16-DEC-2002 04:48:51	Dark	38.000	78	Alp Lup	2.3040	28000.	76	4152	No
101	GOM_NL__2PRFIN20021216_045227_00000512012_00090_04152_0326.N1	16-DEC-2002 04:52:27	Dark	50.500	4	Alp1Cen	-0.010000	5800.0	101	4152	No

102	GOM_NL__2PRFIN20021216_045412_000000492012_00091_04153_0314.N1	16-DEC-2002 04:54:12	Dark	48.500	20	Bet Cru	1.2530	30000.	97	4153	No
103	GOM_NL__2PRFIN20021216_045614_000000382012_00091_04153_0315.N1	16-DEC-2002 04:56:14	Dark	38.000	112	Alp Mus	2.6880	26000.	76	4153	No
104	GOM_NL__2PRFIN20021216_050017_000000402012_00091_04153_0316.N1	16-DEC-2002 05:00:17	Dark	39.500	159	Ups Car	2.9200	7200.0	79	4153	No
105	GOM_NL__2PRFIN20021216_050138_000000432012_00091_04153_0317.N1	16-DEC-2002 05:01:38	Dark	43.000	71	Iot Car	2.2460	7700.0	86	4153	No
106	GOM_NL__2PRFIN20021216_050332_000000452012_00091_04153_0318.N1	16-DEC-2002 05:03:32	Dark	44.500	41	Eps Car	1.8600	4100.0	89	4153	No
107	GOM_NL__2PRFIN20021216_050617_000000532012_00091_04153_0319.N1	16-DEC-2002 05:06:17	Dark	52.500	34	Gam2Vel	1.7930	23000.	105	4153	No
108	GOM_NL__2PRFIN20021216_050826_000000532012_00091_04153_0320.N1	16-DEC-2002 05:08:26	Dark	53.000	70	Zet Pup	2.2460	39000.	106	4153	No
109	GOM_NL__2PRFIN20021216_051109_000000532012_00091_04153_0321.N1	16-DEC-2002 05:11:09	Dark	52.500	117	Pi Pup	2.7060	3800.0	105	4153	No
110	GOM_NL__2PRFIN20021216_051425_000000582012_00091_04153_0322.N1	16-DEC-2002 05:14:25	Straylight	57.500	23	21Eps CMa	1.5020	26000.	115	4153	No
111	GOM_NL__2PRFIN20021216_051613_000000572012_00091_04153_0323.N1	16-DEC-2002 05:16:13	Straylight	57.000	179	24Omi2CMa	3.0320	24000.	114	4153	No
112	GOM_NL__2PRFIN20021216_051917_000000682012_00091_04153_0324.N1	16-DEC-2002 05:19:17	Straylight	68.000	1	9Alp CMa	-1.4400	11000.	136	4153	No
113	GOM_NL__2PRFIN20021216_052200_000000502012_00091_04153_0325.N1	16-DEC-2002 05:22:00	Straylight	49.500	56	53Kap Ori	2.0650	30000.	99	4153	No
114	GOM_NL__2PRFIN20021216_052433_000000512012_00091_04153_0326.N1	16-DEC-2002 05:24:33	Straylight	51.000	33	50Zet Ori	1.7660	30000.	102	4153	No
115	GOM_NL__2PRFIN20021216_052708_000000522012_00091_04153_0327.N1	16-DEC-2002 05:27:08	Twi_and_stray	52.000	27	24Gam Ori	1.6360	26000.	104	4153	No
116	GOM_NL__2PRFIN20021216_052951_000000532012_00091_04153_0328.N1	16-DEC-2002 05:29:51	Twi_and_stray	52.500	13	87Alp Tau	0.86700	3800.0	105	4153	No
117	GOM_NL__2PRFIN20021216_053202_000000402012_00091_04153_0329.N1	16-DEC-2002 05:32:02	Bright	40.000	146	25Eta Tau	2.8730	15200.	80	4153	No
118	GOM_NL__2PRFIN20021216_053412_000000392012_00091_04153_0330.N1	16-DEC-2002 05:34:12	Bright	38.500	150	44Zet Per	2.8900	28000.	77	4153	No
119	GOM_NL__2PRFIN20021216_053630_000000372012_00091_04153_0331.N1	16-DEC-2002 05:36:30	Bright	37.000	149	45Eps Per	2.8880	30000.	74	4153	No
120	GOM_NL__2PRFIN20021216_053841_000000362012_00091_04153_0332.N1	16-DEC-2002 05:38:41	Bright	36.000	175	39Del Per	3.0100	19400.	72	4153	No
121	GOM_NL__2PRFIN20021216_054026_000000382012_00091_04153_0333.N1	16-DEC-2002 05:40:26	Bright	38.000	160	23Gam Per	2.9300	4700.0	76	4153	No
122	GOM_NL__2PRFIN20021216_054339_000000372012_00091_04153_0334.N1	16-DEC-2002 05:43:39	Bright	37.000	110	37Del Cas	2.6780	8900.0	74	4153	No
123	GOM_NL__2PRFIN20021216_055023_000000372012_00091_04153_0335.N1	16-DEC-2002 05:50:23	Bright	37.000	49	1Alp UMi	1.9900	6300.0	74	4153	No
124	GOM_NL__2PRFIN20021216_055505_000000382012_00091_04153_0336.N1	16-DEC-2002 05:55:05	Bright	37.500	60	7Bet UMi	2.0810	3950.0	75	4153	No
125	GOM_NL__2PRFIN20021216_055656_000000522012_00091_04153_0337.N1	16-DEC-2002 05:56:56	Bright	51.500	82	48Bet UMa	2.3650	10600.	103	4153	No
126	GOM_NL__2PRFIN20021216_055943_000000442012_00091_04153_0338.N1	16-DEC-2002 05:59:43	Bright	43.500	32	77Eps UMa	1.7630	11000.	87	4153	No
127	GOM_NL__2PRFIN20021216_060218_000000422012_00091_04153_0339.N1	16-DEC-2002 06:02:18	Bright	41.500	39	85Eta UMa	1.8540	24000.	83	4153	No
128	GOM_NL__2PRFIN20021216_060538_000000392012_00091_04153_0340.N1	16-DEC-2002 06:05:38	Bright	38.500	180	27Gam Boo	3.0400	8000.0	77	4153	No
129	GOM_NL__2PRFIN20021216_060851_000000402012_00091_04153_0341.N1	16-DEC-2002 06:08:51	Bright	39.500	83		2.3780	11000.	79	4153	No
130	GOM_NL__2PRFIN20021216_061211_000000432012_00091_04153_0342.N1	16-DEC-2002 06:12:11	Bright	42.500	111	8Eta Boo	2.6800	6000.0	85	4153	No
131	GOM_NL__2PRFIN20021216_061610_000000572012_00091_04153_0343.N1	16-DEC-2002 06:16:10	Bright	57.000	138	47Eps Vir	2.8280	4700.0	114	4153	No
132	GOM_NL__2PRFIN20021216_062207_000000542012_00091_04153_0344.N1	16-DEC-2002 06:22:07	Twi_and_stray	54.000	15	67Alp Vir	0.97600	28000.	108	4153	No
133	GOM_NL__2PRFIN20021216_062537_000000532012_00091_04153_0345.N1	16-DEC-2002 06:25:37	Dark	52.500	169	46Gam Hya	2.9910	4700.0	105	4153	No
134	GOM_NL__2PRFIN20021216_062718_000000442012_00091_04153_0346.N1	16-DEC-2002 06:27:18	Dark	44.000	54	5The Cen	2.0550	4500.0	88	4153	No
135	GOM_NL__2PRFIN20021216_062927_000000382012_00091_04153_0347.N1	16-DEC-2002 06:29:27	Dark	38.000	78	Alp Lup	2.3040	28000.	76	4153	No
136	GOM_NL__2PRFIN20021216_063303_000000452012_00091_04153_0348.N1	16-DEC-2002 06:33:03	Dark	45.000	4	Alp1Cen	-0.010000	5800.0	90	4153	No
137	GOM_NL__2PRFIN20021216_063448_000000422012_00092_04154_9951.N1	16-DEC-2002 06:34:48	Dark	41.500	20	Bet Cru	1.2530	30000.	83	4154	No
138	GOM_NL__2PRFIN20021216_063650_000000382012_00092_04154_9952.N1	16-DEC-2002 06:36:50	Dark	38.000	112	Alp Mus	2.6880	26000.	76	4154	No
139	GOM_NL__2PRFIN20021216_064053_000000402012_00092_04154_9953.N1	16-DEC-2002 06:40:53	Dark	39.500	159	Ups Car	2.9200	7200.0	79	4154	No
140	GOM_NL__2PRFIN20021216_064214_000000442012_00092_04154_9954.N1	16-DEC-2002 06:42:14	Dark	43.500	71	Iot Car	2.2460	7700.0	87	4154	No
141	GOM_NL__2PRFIN20021216_064409_000000432012_00092_04154_9955.N1	16-DEC-2002 06:44:09	Dark	43.000	41	Eps Car	1.8600	4100.0	86	4154	No
142	GOM_NL__2PRFIN20021216_064654_000000482012_00092_04154_9956.N1	16-DEC-2002 06:46:54	Dark	48.000	34	Gam2Vel	1.7930	23000.	96	4154	No
143	GOM_NL__2PRFIN20021216_064902_000000522012_00092_04154_9957.N1	16-DEC-2002 06:49:02	Dark	51.500	70	Zet Pup	2.2460	39000.	103	4154	No
144	GOM_NL__2PRFIN20021216_065146_000000512012_00092_04154_9958.N1	16-DEC-2002 06:51:46	Dark	50.500	117	Pi Pup	2.7060	3800.0	101	4154	No
145	GOM_NL__2PRFIN20021216_065501_000000532012_00092_04154_9959.N1	16-DEC-2002 06:55:01	Straylight	53.000	23	21Eps CMa	1.5020	26000.	106	4154	No
146	GOM_NL__2PRFIN20021216_065649_000000562012_00092_04154_9960.N1	16-DEC-2002 06:56:49	Straylight	55.500	179	24Omi2CMa	3.0320	24000.	111	4154	No
147	GOM_NL__2PRFIN20021216_065953_000000662012_00092_04154_9961.N1	16-DEC-2002 06:59:53	Straylight	66.000	1	9Alp CMa	-1.4400	11000.	132	4154	No
148	GOM_NL__2PRFIN20021216_070236_000000522012_00092_04154_9962.N1	16-DEC-2002 07:02:36	Straylight	51.500	56	53Kap Ori	2.0650	30000.	103	4154	No
149	GOM_NL__2PRFIN20021216_070509_000000552012_00092_04154_9963.N1	16-DEC-2002 07:05:09	Straylight	55.000	33	50Zet Ori	1.7660	30000.	110	4154	No
150	GOM_NL__2PRFIN20021216_070743_000000512012_00092_04154_9964.N1	16-DEC-2002 07:07:43	Twi_and_stray	51.000	27	24Gam Ori	1.6360	26000.	102	4154	No
151	GOM_NL__2PRFIN20021216_071027_000000492012_00092_04154_9965.N1	16-DEC-2002 07:10:27	Twi_and_stray	49.000	13	87Alp Tau	0.86700	3800.0	98	4154	No
152	GOM_NL__2PRFIN20021216_071237_000000382012_00092_04154_9966.N1	16-DEC-2002 07:12:37	Bright	38.000	146	25Eta Tau	2.8730	15200.	76	4154	No
153	GOM_NL__2PRFIN20021216_071448_000000392012_00092_04154_9967.N1	16-DEC-2002 07:14:48	Bright	39.000	150	44Zet Per	2.8900	28000.	78	4154	No
154	GOM_NL__2PRFIN20021216_071705_000000372012_00092_04154_9968.N1	16-DEC-2002 07:17:05	Bright	36.500	149	45Eps Per	2.8880	30000.	73	4154	No
155	GOM_NL__2PRFIN20021216_071917_000000372012_00092_04154_9969.N1	16-DEC-2002 07:19:17	Bright	36.500	175	39Del Per	3.0100	19400.	73	4154	No
156	GOM_NL__2PRFIN20021216_072103_000000372012_00092_04154_9970.N1	16-DEC-2002 07:21:03	Bright	37.000	160	23Gam Per	2.9300	4700.0	74	4154	No
157	GOM_NL__2PRFIN20021216_072416_000000362012_00092_04154_9971.N1	16-DEC-2002 07:24:16	Bright	36.000	110	37Del Cas	2.6780	8900.0	72	4154	No
158	GOM_NL__2PRFIN20021216_073059_000000382012_00092_04154_9972.N1	16-DEC-2002 07:30:59	Bright	37.500	49	1Alp UMi	1.9900	6300.0	75	4154	No
159	GOM_NL__2PRFIN20021216_073542_000000372012_00092_04154_9973.N1	16-DEC-2002 07:35:42	Bright	37.000	60	7Bet UMi	2.0810	3950.0	74	4154	No
160	GOM_NL__2PRFIN20021216_073731_000000522012_00092_04154_9974.N1	16-DEC-2002 07:37:31	Bright	51.500	82	48Bet UMa	2.3650	10600.	103	4154	No

161	GOM_NL__2PRFIN20021216_074019_000000442012_00092_04154_9975.N1	16-DEC-2002 07:40:19	Bright	44.000	32	77Eps UMa	1.7630	11000.	88	4154	No
162	GOM_NL__2PRFIN20021216_074255_000000422012_00092_04154_9976.N1	16-DEC-2002 07:42:55	Bright	41.500	39	85Eta UMa	1.8540	24000.	83	4154	No
163	GOM_NL__2PRFIN20021216_074615_000000392012_00092_04154_9977.N1	16-DEC-2002 07:46:15	Bright	38.500	180	27Gam Boo	3.0400	8000.0	77	4154	No
164	GOM_NL__2PRFIN20021216_074928_000000472012_00092_04154_9978.N1	16-DEC-2002 07:49:28	Bright	46.500	83		2.3780	11000.	93	4154	No
165	GOM_NL__2PRFIN20021216_075248_000000432012_00092_04154_9979.N1	16-DEC-2002 07:52:48	Bright	43.000	111	8Eta Boo	2.6800	6000.0	86	4154	No
166	GOM_NL__2PRFIN20021216_075647_000000532012_00092_04154_9980.N1	16-DEC-2002 07:56:47	Bright	52.500	138	47Eps Vir	2.8280	4700.0	105	4154	No
167	GOM_NL__2PRFIN20021216_080244_000000532012_00092_04154_9981.N1	16-DEC-2002 08:02:44	Twi_and_stray	53.000	15	67Alp Vir	0.97600	28000.	106	4154	No
168	GOM_NL__2PRFIN20021216_080615_000000492012_00092_04154_9982.N1	16-DEC-2002 08:06:15	Dark	48.500	169	46Gam Hya	2.9910	4700.0	97	4154	No
169	GOM_NL__2PRFIN20021216_080754_000000432012_00092_04154_9983.N1	16-DEC-2002 08:07:54	Dark	43.000	54	5The Cen	2.0550	4500.0	86	4154	No
170	GOM_NL__2PRFIN20021216_081004_000000392012_00092_04154_9984.N1	16-DEC-2002 08:10:04	Dark	39.000	78	Alp Lup	2.3040	28000.	78	4154	No
171	GOM_NL__2PRFIN20021216_081339_000000472012_00092_04154_9985.N1	16-DEC-2002 08:13:39	Dark	47.000	4	Alp1Cen	-0.010000	5800.0	94	4154	No
172	GOM_NL__2PRFIN20021216_081525_000000462012_00093_04155_9956.N1	16-DEC-2002 08:15:25	Dark	46.000	20	Bet Cru	1.2530	30000.	92	4155	No
173	GOM_NL__2PRFIN20021216_081726_000000372012_00093_04155_9957.N1	16-DEC-2002 08:17:26	Dark	37.000	112	Alp Mus	2.6880	26000.	74	4155	No
174	GOM_NL__2PRFIN20021216_082129_000000412012_00093_04155_9958.N1	16-DEC-2002 08:21:29	Dark	40.500	159	Ups Car	2.9200	7200.0	81	4155	No
175	GOM_NL__2PRFIN20021216_082250_000000452012_00093_04155_9959.N1	16-DEC-2002 08:22:50	Dark	44.500	71	Iot Car	2.2460	7700.0	89	4155	No
176	GOM_NL__2PRFIN20021216_082444_000000572012_00093_04155_9960.N1	16-DEC-2002 08:24:44	Dark	57.000	41	Eps Car	1.8600	4100.0	114	4155	No
177	GOM_NL__2PRFIN20021216_082728_000000522012_00093_04155_9961.N1	16-DEC-2002 08:27:28	Dark	52.000	34	Gam2Vel	1.7930	23000.	104	4155	No
178	GOM_NL__2PRFIN20021216_082938_000000492012_00093_04155_9962.N1	16-DEC-2002 08:29:38	Dark	49.000	2	Alp Car	-0.73600	7000.0	98	4155	No
179	GOM_NL__2PRFIN20021216_083221_000000582012_00093_04155_9963.N1	16-DEC-2002 08:32:21	Dark	57.500	117	Pi Pup	2.7060	3800.0	115	4155	No
180	GOM_NL__2PRFIN20021216_083537_000000582012_00093_04155_9964.N1	16-DEC-2002 08:35:37	Straylight	57.500	23	21Eps CMa	1.5020	26000.	115	4155	No
181	GOM_NL__2PRFIN20021216_083725_000000572012_00093_04155_9965.N1	16-DEC-2002 08:37:25	Straylight	56.500	179	24Omi2CMa	3.0320	24000.	113	4155	No
182	GOM_NL__2PRFIN20021216_084028_000000652012_00093_04155_9966.N1	16-DEC-2002 08:40:28	Straylight	64.500	1	9Alp CMa	-1.4400	11000.	129	4155	No
183	GOM_NL__2PRFIN20021216_084342_000000562012_00093_04155_9967.N1	16-DEC-2002 08:43:42	Straylight	56.000	7	19Bet Ori	0.10000	14000.	112	4155	No
184	GOM_NL__2PRFIN20021216_084555_000000542012_00093_04155_9968.N1	16-DEC-2002 08:45:55	Straylight	53.500	30	46Eps Ori	1.6940	30000.	107	4155	No
185	GOM_NL__2PRFIN20021216_084819_000000532012_00093_04155_9969.N1	16-DEC-2002 08:48:19	Twi_and_stray	53.000	27	24Gam Ori	1.6360	26000.	106	4155	No
186	GOM_NL__2PRFIN20021216_085103_000000502012_00093_04155_9970.N1	16-DEC-2002 08:51:03	Twi_and_stray	49.500	13	87Alp Tau	0.86700	3800.0	99	4155	No
187	GOM_NL__2PRFIN20021216_085314_000000372012_00093_04155_9971.N1	16-DEC-2002 08:53:14	Bright	37.000	146	25Eta Tau	2.8730	15200.	74	4155	No
188	GOM_NL__2PRFIN20021216_085524_000000382012_00093_04155_9972.N1	16-DEC-2002 08:55:24	Bright	38.000	150	44Zet Per	2.8900	28000.	76	4155	No
189	GOM_NL__2PRFIN20021216_085741_000000372012_00093_04155_9973.N1	16-DEC-2002 08:57:41	Bright	36.500	149	45Eps Per	2.8880	30000.	73	4155	No
190	GOM_NL__2PRFIN20021216_085953_000000372012_00093_04155_9974.N1	16-DEC-2002 08:59:53	Bright	36.500	175	39Del Per	3.0100	19400.	73	4155	No
191	GOM_NL__2PRFIN20021216_090138_000000372012_00093_04155_9975.N1	16-DEC-2002 09:01:38	Bright	37.000	160	23Gam Per	2.9300	4700.0	74	4155	No
192	GOM_NL__2PRFIN20021216_090452_000000372012_00093_04155_9976.N1	16-DEC-2002 09:04:52	Bright	36.500	110	37Del Cas	2.6780	8900.0	73	4155	No
193	GOM_NL__2PRFIN20021216_091135_000000382012_00093_04155_9977.N1	16-DEC-2002 09:11:35	Bright	37.500	49	1Alp UMi	1.9900	6300.0	75	4155	No
194	GOM_NL__2PRFIN20021216_091616_000000412012_00093_04155_9978.N1	16-DEC-2002 09:16:16	Bright	40.500	60	7Bet UMi	2.0810	3950.0	81	4155	No
195	GOM_NL__2PRFIN20021216_091806_000000522012_00093_04155_9979.N1	16-DEC-2002 09:18:06	Bright	52.000	82	48Bet UMa	2.3650	10600.	104	4155	No
196	GOM_NL__2PRFIN20021216_092055_000000442012_00093_04155_9980.N1	16-DEC-2002 09:20:55	Bright	44.000	32	77Eps UMa	1.7630	11000.	88	4155	No
197	GOM_NL__2PRFIN20021216_092330_000000422012_00093_04155_9981.N1	16-DEC-2002 09:23:30	Bright	42.000	39	85Eta UMa	1.8540	24000.	84	4155	No
198	GOM_NL__2PRFIN20021216_092651_000000402012_00093_04155_9982.N1	16-DEC-2002 09:26:51	Bright	39.500	180	27Gam Boo	3.0400	8000.0	79	4155	No
199	GOM_NL__2PRFIN20021216_093003_000000382012_00093_04155_9983.N1	16-DEC-2002 09:30:03	Bright	38.000	83		2.3780	11000.	76	4155	No
200	GOM_NL__2PRFIN20021216_093324_000000432012_00093_04155_9984.N1	16-DEC-2002 09:33:24	Bright	42.500	111	8Eta Boo	2.6800	6000.0	85	4155	No
201	GOM_NL__2PRFIN20021216_093723_000000552012_00093_04155_9985.N1	16-DEC-2002 09:37:23	Bright	54.500	138	47Eps Vir	2.8280	4700.0	109	4155	No
202	GOM_NL__2PRFIN20021216_094321_000000512012_00093_04155_9986.N1	16-DEC-2002 09:43:21	Twi_and_stray	51.000	15	67Alp Vir	0.97600	28000.	102	4155	No
203	GOM_NL__2PRFIN20021216_094650_000000522012_00093_04155_9987.N1	16-DEC-2002 09:46:50	Dark	51.500	169	46Gam Hya	2.9910	4700.0	103	4155	No
204	GOM_NL__2PRFIN20021216_094830_000000462012_00093_04155_9988.N1	16-DEC-2002 09:48:30	Dark	46.000	54	5The Cen	2.0550	4500.0	92	4155	No
205	GOM_NL__2PRFIN20021216_095040_000000422012_00093_04155_9989.N1	16-DEC-2002 09:50:40	Dark	41.500	78	Alp Lup	2.3040	28000.	83	4155	No
206	GOM_NL__2PRFIN20021216_095414_000000502012_00093_04155_9990.N1	16-DEC-2002 09:54:14	Dark	49.500	4	Alp1Cen	-0.010000	5800.0	99	4155	No
207	GOM_NL__2PRFIN20021216_095601_000000442012_00094_04156_9954.N1	16-DEC-2002 09:56:01	Dark	43.500	20	Bet Cru	1.2530	30000.	87	4156	No
208	GOM_NL__2PRFIN20021216_095803_000000392012_00094_04156_9955.N1	16-DEC-2002 09:58:03	Dark	38.500	112	Alp Mus	2.6880	26000.	77	4156	No
209	GOM_NL__2PRFIN20021216_100206_000000412012_00094_04156_9956.N1	16-DEC-2002 10:02:06	Dark	40.500	159	Ups Car	2.9200	7200.0	81	4156	No
210	GOM_NL__2PRFIN20021216_100327_000000442012_00094_04156_9957.N1	16-DEC-2002 10:03:27	Dark	43.500	71	Iot Car	2.2460	7700.0	87	4156	No
211	GOM_NL__2PRFIN20021216_100521_000000532012_00094_04156_9958.N1	16-DEC-2002 10:05:21	Dark	52.500	41	Eps Car	1.8600	4100.0	105	4156	No
212	GOM_NL__2PRFIN20021216_100807_000000552012_00094_04156_9959.N1	16-DEC-2002 10:08:07	Dark	54.500	34	Gam2Vel	1.7930	23000.	109	4156	No
213	GOM_NL__2PRFIN20021216_101014_000000552012_00094_04156_9960.N1	16-DEC-2002 10:10:14	Dark	55.000	2	Alp Car	-0.73600	7000.0	110	4156	No
214	GOM_NL__2PRFIN20021216_101258_000000552012_00094_04156_9961.N1	16-DEC-2002 10:12:58	Dark	54.500	117	Pi Pup	2.7060	3800.0	109	4156	No
215	GOM_NL__2PRFIN20021216_101614_000000562012_00094_04156_9962.N1	16-DEC-2002 10:16:14	Straylight	56.000	23	21Eps CMa	1.5020	26000.	112	4156	No
216	GOM_NL__2PRFIN20021216_101801_000000582012_00094_04156_9963.N1	16-DEC-2002 10:18:01	Straylight	58.000	179	24Omi2CMa	3.0320	24000.	116	4156	No
217	GOM_NL__2PRFIN20021216_102104_000000742012_00094_04156_9964.N1	16-DEC-2002 10:21:04	Straylight	74.000	1	9Alp CMa	-1.4400	11000.	148	4156	No
218	GOM_NL__2PRFIN20021216_102418_000000542012_00094_04156_9965.N1	16-DEC-2002 10:24:18	Straylight	54.000	7	19Bet Ori	0.10000	14000.	108	4156	No
219	GOM_NL__2PRFIN20021216_102633_000000542012_00094_04156_9966.N1	16-DEC-2002 10:26:33	Straylight	54.000	30	46Eps Ori	1.6940	30000.	108	4156	No

220	GOM_NL__2PRFIN20021216_102855_000000502012_00094_04156_9967.N1	16-DEC-2002 10:28:55	Twilight	49.500	27	24Gam Ori	1.6360	26000.	99	4156	No
221	GOM_NL__2PRFIN20021216_103139_000000492012_00094_04156_9968.N1	16-DEC-2002 10:31:39	Twilight	49.000	13	87Alp Tau	0.86700	3800.0	98	4156	No
222	GOM_NL__2PRFIN20021216_103349_000000422012_00094_04156_9969.N1	16-DEC-2002 10:33:49	Bright	41.500	146	25Eta Tau	2.8730	15200.	83	4156	No
223	GOM_NL__2PRFIN20021216_103559_000000392012_00094_04156_9970.N1	16-DEC-2002 10:35:59	Bright	38.500	150	44Zet Per	2.8900	28000.	77	4156	No
224	GOM_NL__2PRFIN20021216_103817_000000372012_00094_04156_9971.N1	16-DEC-2002 10:38:17	Bright	37.000	149	45Eps Per	2.8880	30000.	74	4156	No
225	GOM_NL__2PRFIN20021216_104029_000000362012_00094_04156_9972.N1	16-DEC-2002 10:40:29	Bright	36.000	175	39Del Per	3.0100	19400.	72	4156	No
226	GOM_NL__2PRFIN20021216_104215_000000382012_00094_04156_9973.N1	16-DEC-2002 10:42:15	Bright	38.000	160	23Gam Per	2.9300	4700.0	76	4156	No
227	GOM_NL__2PRFIN20021216_104528_000000382012_00094_04156_9974.N1	16-DEC-2002 10:45:28	Bright	37.500	110	37Del Cas	2.6780	8900.0	75	4156	No
228	GOM_NL__2PRFIN20021216_105211_000000382012_00094_04156_9975.N1	16-DEC-2002 10:52:11	Bright	37.500	49	1Alp UMi	1.9900	6300.0	75	4156	No
229	GOM_NL__2PRFIN20021216_105653_000000392012_00094_04156_9976.N1	16-DEC-2002 10:56:53	Bright	38.500	60	7Bet UMi	2.0810	3950.0	77	4156	No
230	GOM_NL__2PRFIN20021216_105842_000000522012_00094_04156_9977.N1	16-DEC-2002 10:58:42	Bright	51.500	82	48Bet UMa	2.3650	10600.	103	4156	No
231	GOM_NL__2PRFIN20021216_110131_000000452012_00094_04156_9978.N1	16-DEC-2002 11:01:31	Bright	45.000	32	77Eps UMa	1.7630	11000.	90	4156	No
232	GOM_NL__2PRFIN20021216_110406_000000422012_00094_04156_9979.N1	16-DEC-2002 11:04:06	Bright	42.000	39	85Eta UMa	1.8540	24000.	84	4156	No
233	GOM_NL__2PRFIN20021216_110727_000000382012_00094_04156_9980.N1	16-DEC-2002 11:07:27	Bright	37.500	180	27Gam Boo	3.0400	8000.0	75	4156	No
234	GOM_NL__2PRFIN20021216_111040_000000402012_00094_04156_9981.N1	16-DEC-2002 11:10:40	Bright	40.000	83		2.3780	11000.	80	4156	No
235	GOM_NL__2PRFIN20021216_111400_000000432012_00094_04156_9982.N1	16-DEC-2002 11:14:00	Bright	42.500	111	8Eta Boo	2.6800	6000.0	85	4156	No
236	GOM_NL__2PRFIN20021216_111800_000000522012_00094_04156_9983.N1	16-DEC-2002 11:18:00	Bright	52.000	138	47Eps Vir	2.8280	4700.0	104	4156	No
237	GOM_NL__2PRFIN20021216_112358_000000542012_00094_04156_9984.N1	16-DEC-2002 11:23:58	Twilight	54.000	15	67Alp Vir	0.97600	28000.	108	4156	No
238	GOM_NL__2PRFIN20021216_112727_000000512012_00094_04156_9985.N1	16-DEC-2002 11:27:27	Dark	51.000	169	46Gam Hya	2.9910	4700.0	102	4156	No
239	GOM_NL__2PRFIN20021216_112906_000000462012_00094_04156_9986.N1	16-DEC-2002 11:29:06	Dark	46.000	54	5The Cen	2.0550	4500.0	92	4156	No
240	GOM_NL__2PRFIN20021216_113116_000000372012_00094_04156_9987.N1	16-DEC-2002 11:31:16	Dark	37.000	78	Alp Lup	2.3040	28000.	74	4156	No
241	GOM_NL__2PRFIN20021216_113451_000000452012_00094_04156_9988.N1	16-DEC-2002 11:34:51	Dark	45.000	4	Alp1Cen	-0.010000	5800.0	90	4156	No
242	GOM_NL__2PRFIN20021216_113638_000000472012_00095_04157_9957.N1	16-DEC-2002 11:36:38	Dark	47.000	20	Bet Cru	1.2530	30000.	94	4157	No
243	GOM_NL__2PRFIN20021216_113839_000000382012_00095_04157_9958.N1	16-DEC-2002 11:38:39	Dark	38.000	112	Alp Mus	2.6880	26000.	76	4157	No
244	GOM_NL__2PRFIN20021216_114242_000000412012_00095_04157_9959.N1	16-DEC-2002 11:42:42	Dark	40.500	159	Ups Car	2.9200	7200.0	81	4157	No
245	GOM_NL__2PRFIN20021216_114403_000000442012_00095_04157_9960.N1	16-DEC-2002 11:44:03	Dark	43.500	71	Iot Car	2.2460	7700.0	87	4157	No
246	GOM_NL__2PRFIN20021216_114558_000000532012_00095_04157_9961.N1	16-DEC-2002 11:45:58	Dark	53.000	41	Eps Car	1.8600	4100.0	106	4157	No
247	GOM_NL__2PRFIN20021216_114844_000000472012_00095_04157_9962.N1	16-DEC-2002 11:48:44	Dark	47.000	34	Gam2Vel	1.7930	23000.	94	4157	No
248	GOM_NL__2PRFIN20021216_115051_000000552012_00095_04157_9963.N1	16-DEC-2002 11:50:51	Dark	55.000	2	Alp Car	-0.73600	7000.0	110	4157	No
249	GOM_NL__2PRFIN20021216_115335_000000512012_00095_04157_9964.N1	16-DEC-2002 11:53:35	Dark	51.000	117	Pi Pup	2.7060	3800.0	102	4157	No
250	GOM_NL__2PRFIN20021216_115650_000000542012_00095_04157_9965.N1	16-DEC-2002 11:56:50	Straylight	54.000	23	21Eps CMa	1.5020	26000.	108	4157	No
251	GOM_NL__2PRFIN20021216_115838_000000582012_00095_04157_9966.N1	16-DEC-2002 11:58:38	Straylight	57.500	179	24Omi2CMa	3.0320	24000.	115	4157	No
252	GOM_NL__2PRFIN20021216_120141_000000652012_00095_04157_9967.N1	16-DEC-2002 12:01:41	Straylight	64.500	1	9Alp CMa	-1.4400	11000.	129	4157	No
253	GOM_NL__2PRFIN20021216_120455_000000522012_00095_04157_9968.N1	16-DEC-2002 12:04:55	Straylight	52.000	7	19Bet Ori	0.10000	14000.	104	4157	No
254	GOM_NL__2PRFIN20021216_120710_000000512012_00095_04157_9969.N1	16-DEC-2002 12:07:10	Straylight	50.500	30	46Eps Ori	1.6940	30000.	101	4157	No
255	GOM_NL__2PRFIN20021216_120931_000000502012_00095_04157_9970.N1	16-DEC-2002 12:09:31	Twilight	50.000	27	24Gam Ori	1.6360	26000.	100	4157	No
256	GOM_NL__2PRFIN20021216_121215_000000542012_00095_04157_9971.N1	16-DEC-2002 12:12:15	Twilight	54.000	13	87Alp Tau	0.86700	3800.0	108	4157	No
257	GOM_NL__2PRFIN20021216_121427_000000362012_00095_04157_9972.N1	16-DEC-2002 12:14:27	Bright	36.000	146	25Eta Tau	2.8730	15200.	72	4157	No
258	GOM_NL__2PRFIN20021216_121636_000000382012_00095_04157_9973.N1	16-DEC-2002 12:16:36	Bright	37.500	150	44Zet Per	2.8900	28000.	75	4157	No
259	GOM_NL__2PRFIN20021216_121853_000000372012_00095_04157_9974.N1	16-DEC-2002 12:18:53	Bright	36.500	149	45Eps Per	2.8880	30000.	73	4157	No
260	GOM_NL__2PRFIN20021216_122105_000000372012_00095_04157_9975.N1	16-DEC-2002 12:21:05	Bright	36.500	175	39Del Per	3.0100	19400.	73	4157	No
261	GOM_NL__2PRFIN20021216_122252_000000362012_00095_04157_9976.N1	16-DEC-2002 12:22:52	Bright	36.000	160	23Gam Per	2.9300	4700.0	72	4157	No
262	GOM_NL__2PRFIN20021216_122604_000000372012_00095_04157_9977.N1	16-DEC-2002 12:26:04	Bright	36.500	110	37Del Cas	2.6780	8900.0	73	4157	No
263	GOM_NL__2PRFIN20021216_123247_000000382012_00095_04157_9978.N1	16-DEC-2002 12:32:47	Bright	37.500	49	1Alp UMi	1.9900	6300.0	75	4157	No
264	GOM_NL__2PRFIN20021216_123730_000000342012_00095_04157_9979.N1	16-DEC-2002 12:37:30	Bright	34.000	60	7Bet UMi	2.0810	3950.0	68	4157	No
265	GOM_NL__2PRFIN20021216_123917_000000522012_00095_04157_9980.N1	16-DEC-2002 12:39:17	Bright	51.500	82	48Bet UMa	2.3650	10600.	103	4157	No
266	GOM_NL__2PRFIN20021216_124207_000000442012_00095_04157_9981.N1	16-DEC-2002 12:42:07	Bright	43.500	32	77Eps UMa	1.7630	11000.	87	4157	No
267	GOM_NL__2PRFIN20021216_124442_000000422012_00095_04157_9982.N1	16-DEC-2002 12:44:42	Bright	41.500	39	85Eta UMa	1.8540	24000.	83	4157	No
268	GOM_NL__2PRFIN20021216_124803_000000382012_00095_04157_9983.N1	16-DEC-2002 12:48:03	Bright	37.500	180	27Gam Boo	3.0400	8000.0	75	4157	No
269	GOM_NL__2PRFIN20021216_125116_000000372012_00095_04157_9984.N1	16-DEC-2002 12:51:16	Bright	37.000	83		2.3780	11000.	74	4157	No
270	GOM_NL__2PRFIN20021216_125436_000000602012_00095_04157_9985.N1	16-DEC-2002 12:54:36	Bright	60.000	111	8Eta Boo	2.6800	6000.0	120	4157	No
271	GOM_NL__2PRFIN20021216_125836_000000592012_00095_04157_9986.N1	16-DEC-2002 12:58:36	Bright	58.500	138	47Eps Vir	2.8280	4700.0	117	4157	No
272	GOM_NL__2PRFIN20021216_130435_000000512012_00095_04157_9987.N1	16-DEC-2002 13:04:35	Twilight	51.000	15	67Alp Vir	0.97600	28000.	102	4157	No
273	GOM_NL__2PRFIN20021216_130805_000000462012_00095_04157_9988.N1	16-DEC-2002 13:08:05	Dark	46.000	169	46Gam Hya	2.9910	4700.0	92	4157	No
274	GOM_NL__2PRFIN20021216_130943_000000442012_00095_04157_9989.N1	16-DEC-2002 13:09:43	Dark	44.000	54	5The Cen	2.0550	4500.0	88	4157	No
275	GOM_NL__2PRFIN20021216_131152_000000402012_00095_04157_9990.N1	16-DEC-2002 13:11:52	Dark	39.500	78	Alp Lup	2.3040	28000.	79	4157	No
276	GOM_NL__2PRFIN20021216_131527_000000452012_00095_04157_9991.N1	16-DEC-2002 13:15:27	Dark	44.500	4	Alp1Cen	-0.010000	5800.0	89	4157	No
277	GOM_NL__2PRFIN20021216_131714_000000442012_00096_04158_9955.N1	16-DEC-2002 13:17:14	Dark	43.500	20	Bet Cru	1.2530	30000.	87	4158	No
278	GOM_NL__2PRFIN20021216_131915_000000372012_00096_04158_9956.N1	16-DEC-2002 13:19:15	Dark	37.000	112	Alp Mus	2.6880	26000.	74	4158	No

279	GOM_NL__2PRFIN20021216_132319_000000412012_00096_04158_9957.N1	16-DEC-2002 13:23:19	Dark	40.500	159	Ups Car	2.9200	7200.0	81	4158	No
280	GOM_NL__2PRFIN20021216_132441_000000442012_00096_04158_9958.N1	16-DEC-2002 13:24:41	Dark	44.000	71	Iot Car	2.2460	7700.0	88	4158	No
281	GOM_NL__2PRFIN20021216_132635_000000462012_00096_04158_9959.N1	16-DEC-2002 13:26:35	Dark	46.000	41	Eps Car	1.8600	4100.0	92	4158	No
282	GOM_NL__2PRFIN20021216_132921_000000522012_00096_04158_9960.N1	16-DEC-2002 13:29:21	Dark	51.500	34	Gam2Vel	1.7930	23000.	103	4158	No
283	GOM_NL__2PRFIN20021216_133127_000000552012_00096_04158_9961.N1	16-DEC-2002 13:31:27	Dark	55.000	2	Alp Car	-0.73600	7000.0	110	4158	No
284	GOM_NL__2PRFIN20021216_133412_000000562012_00096_04158_9962.N1	16-DEC-2002 13:34:12	Dark	55.500	117	Pi Pup	2.7060	3800.0	111	4158	No
285	GOM_NL__2PRFIN20021216_133727_000000552012_00096_04158_9963.N1	16-DEC-2002 13:37:27	Straylight	54.500	23	21Eps CMa	1.5020	26000.	109	4158	No
286	GOM_NL__2PRFIN20021216_133915_000000542012_00096_04158_9964.N1	16-DEC-2002 13:39:15	Straylight	54.000	179	24Omi2CMa	3.0320	24000.	108	4158	No
287	GOM_NL__2PRFIN20021216_134217_000000712012_00096_04158_9965.N1	16-DEC-2002 13:42:17	Straylight	71.000	1	9Alp CMa	-1.4400	11000.	142	4158	No
288	GOM_NL__2PRFIN20021216_134531_000000542012_00096_04158_9966.N1	16-DEC-2002 13:45:31	Straylight	53.500	7	19Bet Ori	0.10000	14000.	107	4158	No
289	GOM_NL__2PRFIN20021216_134746_000000512012_00096_04158_9967.N1	16-DEC-2002 13:47:46	Straylight	50.500	30	46Eps Ori	1.6940	30000.	101	4158	No
290	GOM_NL__2PRFIN20021216_135007_000000502012_00096_04158_9968.N1	16-DEC-2002 13:50:07	Tw_i_and_stray	49.500	27	24Gam Ori	1.6360	26000.	99	4158	No
291	GOM_NL__2PRFIN20021216_135252_000000492012_00096_04158_9969.N1	16-DEC-2002 13:52:52	Tw_i_and_stray	49.000	13	87Alp Tau	0.86700	3800.0	98	4158	No
292	GOM_NL__2PRFIN20021216_135503_000000352012_00096_04158_9970.N1	16-DEC-2002 13:55:03	Bright	35.000	146	25Eta Tau	2.8730	15200.	70	4158	No
293	GOM_NL__2PRFIN20021216_135713_000000372012_00096_04158_9971.N1	16-DEC-2002 13:57:13	Bright	37.000	150	44Zet Per	2.8900	28000.	74	4158	No
294	GOM_NL__2PRFIN20021216_135929_000000372012_00096_04158_9972.N1	16-DEC-2002 13:59:29	Bright	36.500	149	45Eps Per	2.8880	30000.	73	4158	No
295	GOM_NL__2PRFIN20021216_140141_000000362012_00096_04158_9973.N1	16-DEC-2002 14:01:41	Bright	36.000	175	39Del Per	3.0100	19400.	72	4158	No
296	GOM_NL__2PRFIN20021216_140326_000000382012_00096_04158_9974.N1	16-DEC-2002 14:03:26	Bright	37.500	160	23Gam Per	2.9300	4700.0	75	4158	No
297	GOM_NL__2PRFIN20021216_140640_000000372012_00096_04158_9975.N1	16-DEC-2002 14:06:40	Bright	37.000	110	37Del Cas	2.6780	8900.0	74	4158	No
298	GOM_NL__2PRFIN20021216_141322_000000372012_00096_04158_9976.N1	16-DEC-2002 14:13:22	Bright	36.500	49	1Alp UMi	1.9900	6300.0	73	4158	No
299	GOM_NL__2PRFIN20021216_141805_000000392012_00096_04158_9977.N1	16-DEC-2002 14:18:05	Bright	38.500	60	7Bet UMi	2.0810	3950.0	77	4158	No
300	GOM_NL__2PRFIN20021216_141951_000000532012_00096_04158_9978.N1	16-DEC-2002 14:19:51	Bright	52.500	82	48Bet UMa	2.3650	10600.	105	4158	No
301	GOM_NL__2PRFIN20021216_142242_000000442012_00096_04158_9979.N1	16-DEC-2002 14:22:42	Bright	44.000	32	77Eps UMa	1.7630	11000.	88	4158	No
302	GOM_NL__2PRFIN20021216_142518_000000412012_00096_04158_9980.N1	16-DEC-2002 14:25:18	Bright	41.000	39	85Eta UMa	1.8540	24000.	82	4158	No
303	GOM_NL__2PRFIN20021216_142839_000000392012_00096_04158_9981.N1	16-DEC-2002 14:28:39	Bright	39.000	180	27Gam Boo	3.0400	8000.0	78	4158	No
304	GOM_NL__2PRFIN20021216_143152_000000392012_00096_04158_9982.N1	16-DEC-2002 14:31:52	Bright	38.500	83		2.3780	11000.	77	4158	No
305	GOM_NL__2PRFIN20021216_143512_000000422012_00096_04158_9983.N1	16-DEC-2002 14:35:12	Bright	41.500	111	8Eta Boo	2.6800	6000.0	83	4158	No
306	GOM_NL__2PRFIN20021216_143911_000000542012_00096_04158_9984.N1	16-DEC-2002 14:39:11	Bright	54.000	138	47Eps Vir	2.8280	4700.0	108	4158	No
307	GOM_NL__2PRFIN20021216_144510_000000552012_00096_04158_9985.N1	16-DEC-2002 14:45:10	Tw_i_and_stray	54.500	15	67Alp Vir	0.97600	28000.	109	4158	No
308	GOM_NL__2PRFIN20021216_144841_000000502012_00096_04158_9986.N1	16-DEC-2002 14:48:41	Dark	49.500	169	46Gam Hya	2.9910	4700.0	99	4158	No
309	GOM_NL__2PRFIN20021216_145019_000000452012_00096_04158_9987.N1	16-DEC-2002 14:50:19	Dark	44.500	54	5The Cen	2.0550	4500.0	89	4158	No
310	GOM_NL__2PRFIN20021216_145228_000000392012_00096_04158_9988.N1	16-DEC-2002 14:52:28	Dark	38.500	78	Alp Lup	2.3040	28000.	77	4158	No
311	GOM_NL__2PRFIN20021216_145603_000000482012_00096_04158_9989.N1	16-DEC-2002 14:56:03	Dark	48.000	4	Alp1Cen	-0.010000	5800.0	96	4158	No
312	GOM_NL__2PRFIN20021216_145750_000000422012_00097_04159_9953.N1	16-DEC-2002 14:57:50	Dark	42.000	20	Bet Cru	1.2530	30000.	84	4159	No
313	GOM_NL__2PRFIN20021216_145951_000000362012_00097_04159_9954.N1	16-DEC-2002 14:59:51	Dark	36.000	112	Alp Mus	2.6880	26000.	72	4159	No
314	GOM_NL__2PRFIN20021216_150355_000000412012_00097_04159_9955.N1	16-DEC-2002 15:03:55	Dark	41.000	159	Ups Car	2.9200	7200.0	82	4159	No
315	GOM_NL__2PRFIN20021216_150517_000000442012_00097_04159_9956.N1	16-DEC-2002 15:05:17	Dark	43.500	71	Iot Car	2.2460	7700.0	87	4159	No
316	GOM_NL__2PRFIN20021216_150711_000000452012_00097_04159_9957.N1	16-DEC-2002 15:07:11	Dark	45.000	41	Eps Car	1.8600	4100.0	90	4159	No
317	GOM_NL__2PRFIN20021216_150957_000000472012_00097_04159_9958.N1	16-DEC-2002 15:09:57	Dark	47.000	34	Gam2Vel	1.7930	23000.	94	4159	No
318	GOM_NL__2PRFIN20021216_151203_000000492012_00097_04159_9959.N1	16-DEC-2002 15:12:03	Dark	48.500	2	Alp Car	-0.73600	7000.0	97	4159	No
319	GOM_NL__2PRFIN20021216_151448_000000562012_00097_04159_9960.N1	16-DEC-2002 15:14:48	Dark	56.000	117	Pi Pup	2.7060	3800.0	112	4159	No
320	GOM_NL__2PRFIN20021216_151803_000000602012_00097_04159_9961.N1	16-DEC-2002 15:18:03	Straylight	59.500	23	21Eps CMa	1.5020	26000.	119	4159	No
321	GOM_NL__2PRFIN20021216_151950_000000562012_00097_04159_9962.N1	16-DEC-2002 15:19:50	Straylight	55.500	179	24Omi2CMa	3.0320	24000.	111	4159	No
322	GOM_NL__2PRFIN20021216_152251_000000722012_00097_04159_9963.N1	16-DEC-2002 15:22:51	Straylight	72.000	1	9Alp CMa	-1.4400	11000.	144	4159	No
323	GOM_NL__2PRFIN20021216_152607_000000502012_00097_04159_9964.N1	16-DEC-2002 15:26:07	Straylight	50.000	7	19Bet Ori	0.10000	14000.	100	4159	No
324	GOM_NL__2PRFIN20021216_152821_000000502012_00097_04159_9965.N1	16-DEC-2002 15:28:21	Straylight	49.500	30	46Eps Ori	1.6940	30000.	99	4159	No
325	GOM_NL__2PRFIN20021216_153042_000000502012_00097_04159_9966.N1	16-DEC-2002 15:30:42	Tw_i_and_stray	50.000	27	24Gam Ori	1.6360	26000.	100	4159	No
326	GOM_NL__2PRFIN20021216_153326_000000542012_00097_04159_9967.N1	16-DEC-2002 15:33:26	Tw_i_and_stray	54.000	13	87Alp Tau	0.86700	3800.0	108	4159	No
327	GOM_NL__2PRFIN20021216_153538_000000382012_00097_04159_9968.N1	16-DEC-2002 15:35:38	Bright	37.500	146	25Eta Tau	2.8730	15200.	75	4159	No
328	GOM_NL__2PRFIN20021216_153747_000000382012_00097_04159_9969.N1	16-DEC-2002 15:37:47	Bright	38.000	150	44Zet Per	2.8900	28000.	76	4159	No
329	GOM_NL__2PRFIN20021216_154004_000000382012_00097_04159_9970.N1	16-DEC-2002 15:40:04	Bright	38.000	149	45Eps Per	2.8880	30000.	76	4159	No
330	GOM_NL__2PRFIN20021216_154216_000000362012_00097_04159_9971.N1	16-DEC-2002 15:42:16	Bright	36.000	175	39Del Per	3.0100	19400.	72	4159	No
331	GOM_NL__2PRFIN20021216_154402_000000392012_00097_04159_9972.N1	16-DEC-2002 15:44:02	Bright	39.000	160	23Gam Per	2.9300	4700.0	78	4159	No
332	GOM_NL__2PRFIN20021216_154716_000000382012_00097_04159_9973.N1	16-DEC-2002 15:47:16	Bright	37.500	110	37Del Cas	2.6780	8900.0	75	4159	No
333	GOM_NL__2PRFIN20021216_155356_000000412012_00097_04159_9974.N1	16-DEC-2002 15:53:56	Bright	41.000	49	1Alp UMi	1.9900	6300.0	82	4159	No
334	GOM_NL__2PRFIN20021216_155841_000000402012_00097_04159_9975.N1	16-DEC-2002 15:58:41	Bright	40.000	60	7Bet UMi	2.0810	3950.0	80	4159	No
335	GOM_NL__2PRFIN20021216_160027_000000542012_00097_04159_9976.N1	16-DEC-2002 16:00:27	Bright	53.500	82	48Bet UMa	2.3650	10600.	107	4159	No
336	GOM_NL__2PRFIN20021216_160317_000000422012_00097_04159_9977.N1	16-DEC-2002 16:03:17	Bright	42.000	32	77Eps UMa	1.7630	11000.	84	4159	No
337	GOM_NL__2PRFIN20021216_160553_000000422012_00097_04159_9978.N1	16-DEC-2002 16:05:53	Bright	41.500	39	85Eta UMa	1.8540	24000.	83	4159	No

338	GOM_NL__2PRFIN20021216_160914_000000402012_00097_04159_9979.N1	16-DEC-2002 16:09:14	Bright	39.500	180	27Gam Boo	3.0400	8000.0	79	4159	No
339	GOM_NL__2PRFIN20021216_161228_000000372012_00097_04159_9980.N1	16-DEC-2002 16:12:28	Bright	37.000	83		2.3780	11000.	74	4159	No
340	GOM_NL__2PRFIN20021216_161549_000000442012_00097_04159_9981.N1	16-DEC-2002 16:15:49	Bright	43.500	111	8Eta Boo	2.6800	6000.0	87	4159	No
341	GOM_NL__2PRFIN20021216_161949_000000562012_00097_04159_9982.N1	16-DEC-2002 16:19:49	Bright	56.000	138	47Eps Vir	2.8280	4700.0	112	4159	No
342	GOM_NL__2PRFIN20021216_162547_000000562012_00097_04159_9983.N1	16-DEC-2002 16:25:47	Twi_and_stray	56.000	15	67Alp Vir	0.97600	28000.	112	4159	No
343	GOM_NL__2PRFIN20021216_162917_000000512012_00097_04159_9984.N1	16-DEC-2002 16:29:17	Dark	50.500	169	46Gam Hya	2.9910	4700.0	101	4159	No
344	GOM_NL__2PRFIN20021216_163055_000000442012_00097_04159_9985.N1	16-DEC-2002 16:30:55	Dark	44.000	54	5The Cen	2.0550	4500.0	88	4159	No
345	GOM_NL__2PRFIN20021216_163304_000000402012_00097_04159_9986.N1	16-DEC-2002 16:33:04	Dark	40.000	78	Alp Lup	2.3040	28000.	80	4159	No
346	GOM_NL__2PRFIN20021216_163639_000000422012_00097_04159_9987.N1	16-DEC-2002 16:36:39	Dark	41.500	4	Alp1Cen	-0.010000	5800.0	83	4159	No
347	GOM_NL__2PRFIN20021216_163827_000000432012_00098_04160_0310.N1	16-DEC-2002 16:38:27	Dark	42.500	20	Bet Cru	1.2530	30000.	85	4160	No
348	GOM_NL__2PRFIN20021216_164028_000000382012_00098_04160_0311.N1	16-DEC-2002 16:40:28	Dark	37.500	112	Alp Mus	2.6880	26000.	75	4160	No
349	GOM_NL__2PRFIN20021216_164432_000000402012_00098_04160_0312.N1	16-DEC-2002 16:44:32	Dark	40.000	159	Ups Car	2.9200	7200.0	80	4160	No
350	GOM_NL__2PRFIN20021216_164553_000000462012_00098_04160_0313.N1	16-DEC-2002 16:45:53	Dark	46.000	71	Iot Car	2.2460	7700.0	92	4160	No
351	GOM_NL__2PRFIN20021216_164747_000000482012_00098_04160_0314.N1	16-DEC-2002 16:47:47	Dark	48.000	41	Eps Car	1.8600	4100.0	96	4160	No
352	GOM_NL__2PRFIN20021216_165033_000000522012_00098_04160_0315.N1	16-DEC-2002 16:50:33	Dark	51.500	34	Gam2Vel	1.7930	23000.	103	4160	No
353	GOM_NL__2PRFIN20021216_165240_000000532012_00098_04160_0316.N1	16-DEC-2002 16:52:40	Dark	53.000	2	Alp Car	-0.73600	7000.0	106	4160	No
354	GOM_NL__2PRFIN20021216_165522_000000592012_00098_04160_0317.N1	16-DEC-2002 16:55:22	Dark	58.500	117	Pi Pup	2.7060	3800.0	117	4160	No
355	GOM_NL__2PRFIN20021216_165839_000000582012_00098_04160_0318.N1	16-DEC-2002 16:58:39	Straylight	57.500	23	21Eps CMa	1.5020	26000.	115	4160	No
356	GOM_NL__2PRFIN20021216_170027_000000552012_00098_04160_0319.N1	16-DEC-2002 17:00:27	Straylight	54.500	179	24Omi2CMa	3.0320	24000.	109	4160	No
357	GOM_NL__2PRFIN20021216_170310_000000562012_00098_04160_0320.N1	16-DEC-2002 17:03:10	Straylight	55.500	47	2Bet CMa	1.9760	28000.	111	4160	No
358	GOM_NL__2PRFIN20021216_170611_000000502012_00098_04160_0321.N1	16-DEC-2002 17:06:11	Straylight	49.500	56	53Kap Ori	2.0650	30000.	99	4160	No
359	GOM_NL__2PRFIN20021216_170740_000000482012_00098_04160_0322.N1	16-DEC-2002 17:07:40	Straylight	47.500	128	67Bet Eri	2.7840	9700.0	95	4160	No
360	GOM_NL__2PRFIN20021216_170913_000000472012_00098_04160_0323.N1	16-DEC-2002 17:09:13	Straylight	47.000	72	34Del Ori	2.2500	30000.	94	4160	No
361	GOM_NL__2PRFIN20021216_171204_000000642012_00098_04160_0324.N1	16-DEC-2002 17:12:04	Twi_and_stray	64.000	14	58Alp Ori	0.87000	3000.0	128	4160	No
362	GOM_NL__2PRFIN20021216_171402_000000502012_00098_04160_0325.N1	16-DEC-2002 17:14:02	Twi_and_stray	50.000	13	87Alp Tau	0.86700	3800.0	100	4160	No
363	GOM_NL__2PRFIN20021216_171614_000000382012_00098_04160_0326.N1	16-DEC-2002 17:16:14	Bright	38.000	146	25Eta Tau	2.8730	15200.	76	4160	No
364	GOM_NL__2PRFIN20021216_171823_000000382012_00098_04160_0327.N1	16-DEC-2002 17:18:23	Bright	38.000	150	44Zet Per	2.8900	28000.	76	4160	No
365	GOM_NL__2PRFIN20021216_172041_000000382012_00098_04160_0328.N1	16-DEC-2002 17:20:41	Bright	37.500	149	45Eps Per	2.8880	30000.	75	4160	No
366	GOM_NL__2PRFIN20021216_172252_000000372012_00098_04160_0329.N1	16-DEC-2002 17:22:52	Bright	37.000	175	39Del Per	3.0100	19400.	74	4160	No
367	GOM_NL__2PRFIN20021216_172439_000000382012_00098_04160_0330.N1	16-DEC-2002 17:24:39	Bright	38.000	160	23Gam Per	2.9300	4700.0	76	4160	No
368	GOM_NL__2PRFIN20021216_172753_000000382012_00098_04160_0331.N1	16-DEC-2002 17:27:53	Bright	37.500	110	37Del Cas	2.6780	8900.0	75	4160	No
369	GOM_NL__2PRFIN20021216_173434_000000382012_00098_04160_0332.N1	16-DEC-2002 17:34:34	Bright	38.000	49	1Alp UMi	1.9900	6300.0	76	4160	No
370	GOM_NL__2PRFIN20021216_173916_000000412012_00098_04160_0333.N1	16-DEC-2002 17:39:16	Bright	40.500	60	7Bet UMi	2.0810	3950.0	81	4160	No
371	GOM_NL__2PRFIN20021216_174103_000000532012_00098_04160_0334.N1	16-DEC-2002 17:41:03	Bright	52.500	82	48Bet UMa	2.3650	10600.	105	4160	No
372	GOM_NL__2PRFIN20021216_174353_000000432012_00098_04160_0335.N1	16-DEC-2002 17:43:53	Bright	43.000	32	77Eps UMa	1.7630	11000.	86	4160	No
373	GOM_NL__2PRFIN20021216_174629_000000422012_00098_04160_0336.N1	16-DEC-2002 17:46:29	Bright	41.500	39	85Eta UMa	1.8540	24000.	83	4160	No
374	GOM_NL__2PRFIN20021216_174950_000000552012_00098_04160_0337.N1	16-DEC-2002 17:49:50	Bright	55.000	180	27Gam Boo	3.0400	8000.0	110	4160	No
375	GOM_NL__2PRFIN20021216_175303_000000402012_00098_04160_0338.N1	16-DEC-2002 17:53:03	Bright	39.500	83		2.3780	11000.	79	4160	No
376	GOM_NL__2PRFIN20021216_175622_000000462012_00098_04160_0339.N1	16-DEC-2002 17:56:22	Bright	45.500	111	8Eta Boo	2.6800	6000.0	91	4160	No
377	GOM_NL__2PRFIN20021216_180025_000000552012_00098_04160_0340.N1	16-DEC-2002 18:00:25	Bright	54.500	138	47Eps Vir	2.8280	4700.0	109	4160	No
378	GOM_NL__2PRFIN20021216_180621_000000532012_00098_04160_0341.N1	16-DEC-2002 18:06:21	Twi_and_stray	52.500	15	67Alp Vir	0.97600	28000.	105	4160	No
379	GOM_NL__2PRFIN20021216_180952_000000512012_00098_04160_0342.N1	16-DEC-2002 18:09:52	Dark	51.000	169	46Gam Hya	2.9910	4700.0	102	4160	No
380	GOM_NL__2PRFIN20021216_181132_000000462012_00098_04160_0343.N1	16-DEC-2002 18:11:32	Dark	46.000	54	5The Cen	2.0550	4500.0	92	4160	No
381	GOM_NL__2PRFIN20021216_181304_000000482012_00098_04160_0344.N1	16-DEC-2002 18:13:04	Dark	47.500	123	Iot Cen	2.7500	10200.	95	4160	No
382	GOM_NL__2PRFIN20021216_181432_000000402012_00098_04160_0345.N1	16-DEC-2002 18:14:32	Dark	39.500	95	Zet Cen	2.5450	26000.	79	4160	No
383	GOM_NL__2PRFIN20021216_181715_000000432012_00098_04160_0346.N1	16-DEC-2002 18:17:15	Dark	42.500	4	Alp1Cen	-0.010000	5800.0	85	4160	No
384	GOM_NL__2PRFIN20021216_181902_000000452012_00099_04161_0311.N1	16-DEC-2002 18:19:02	Dark	44.500	20	Bet Cru	1.2530	30000.	89	4161	No
385	GOM_NL__2PRFIN20021216_182104_000000402012_00099_04161_0312.N1	16-DEC-2002 18:21:04	Dark	39.500	112	Alp Mus	2.6880	26000.	79	4161	No
386	GOM_NL__2PRFIN20021216_182508_000000402012_00099_04161_0313.N1	16-DEC-2002 18:25:08	Dark	40.000	159	Ups Car	2.9200	7200.0	80	4161	No
387	GOM_NL__2PRFIN20021216_182630_000000452012_00099_04161_0314.N1	16-DEC-2002 18:26:30	Dark	45.000	71	Iot Car	2.2460	7700.0	90	4161	No
388	GOM_NL__2PRFIN20021216_182821_000000512012_00099_04161_0315.N1	16-DEC-2002 18:28:21	Dark	51.000	41	Eps Car	1.8600	4100.0	102	4161	No
389	GOM_NL__2PRFIN20021216_183110_000000462012_00099_04161_0316.N1	16-DEC-2002 18:31:10	Dark	46.000	34	Gam2Vel	1.7930	23000.	92	4161	No
390	GOM_NL__2PRFIN20021216_183316_000000552012_00099_04161_0317.N1	16-DEC-2002 18:33:16	Dark	55.000	2	Alp Car	-0.73600	7000.0	110	4161	No
391	GOM_NL__2PRFIN20021216_183600_000000572012_00099_04161_0318.N1	16-DEC-2002 18:36:00	Dark	57.000	117	Pi Pup	2.7060	3800.0	114	4161	No
392	GOM_NL__2PRFIN20021216_183914_000000572012_00099_04161_0319.N1	16-DEC-2002 18:39:14	Straylight	57.000	23	21Eps CMa	1.5020	26000.	114	4161	No
393	GOM_NL__2PRFIN20021216_184103_000000562012_00099_04161_0320.N1	16-DEC-2002 18:41:03	Straylight	55.500	179	24Omi2CMa	3.0320	24000.	111	4161	No
394	GOM_NL__2PRFIN20021216_184346_000000552012_00099_04161_0321.N1	16-DEC-2002 18:43:46	Straylight	54.500	47	2Bet CMa	1.9760	28000.	109	4161	No
395	GOM_NL__2PRFIN20021216_184646_000000542012_00099_04161_0322.N1	16-DEC-2002 18:46:46	Straylight	54.000	56	53Kap Ori	2.0650	30000.	108	4161	No
396	GOM_NL__2PRFIN20021216_184816_000000462012_00099_04161_0323.N1	16-DEC-2002 18:48:16	Straylight	46.000	128	67Bet Eri	2.7840	9700.0	92	4161	No

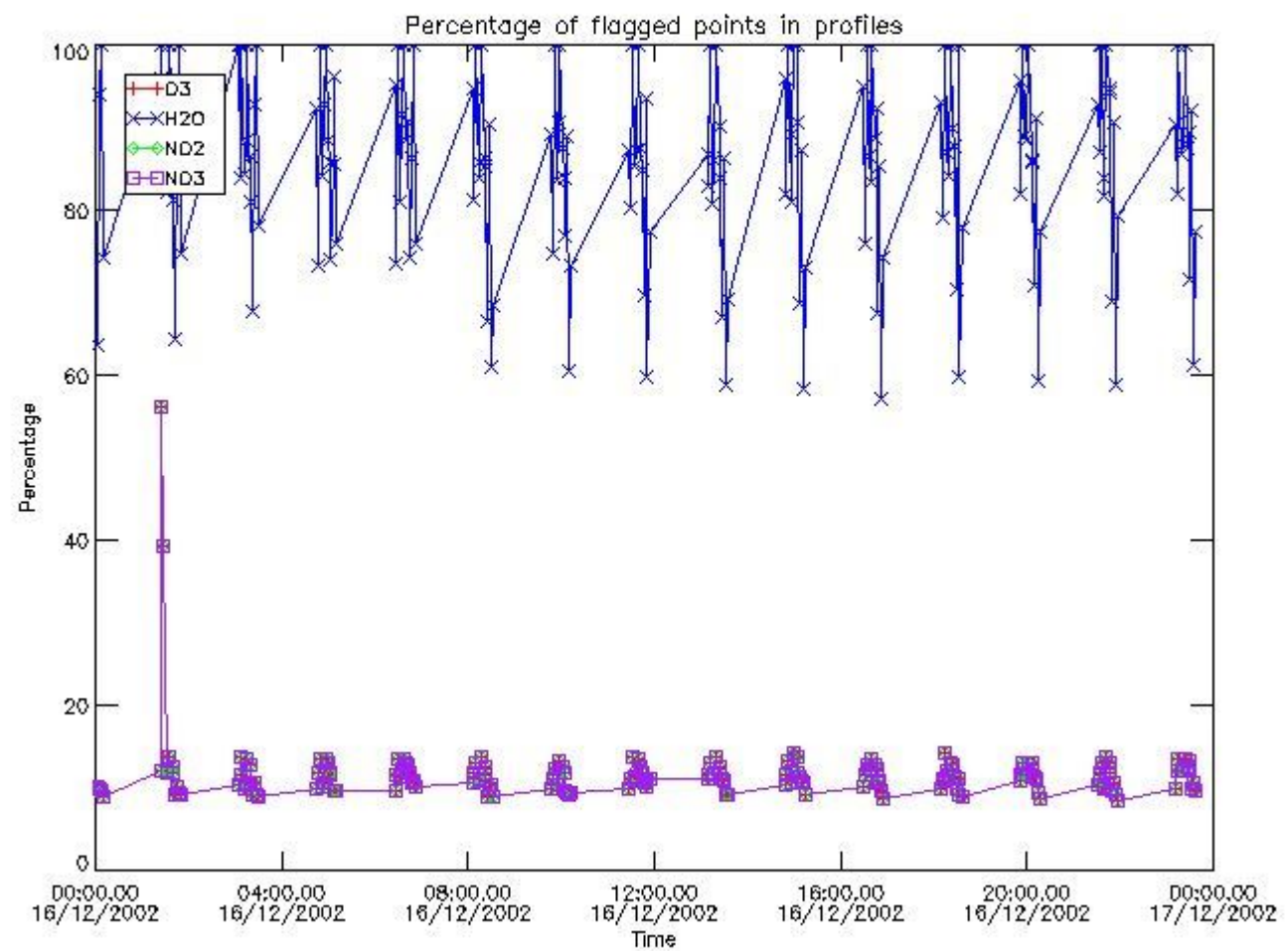


397	GOM_NL__2PRFIN20021216_184949_000000492012_00099_04161_0324.N1	16-DEC-2002 18:49:49	Straylight	48.500	72	34Del Ori	2.2500	30000.	97	4161	No
398	GOM_NL__2PRFIN20021216_185238_000000662012_00099_04161_0325.N1	16-DEC-2002 18:52:38	Tw_i_and_stray	66.000	14	58Alp Ori	0.87000	3000.0	132	4161	No
399	GOM_NL__2PRFIN20021216_185437_000000522012_00099_04161_0326.N1	16-DEC-2002 18:54:37	Tw_i_and_stray	51.500	13	87Alp Tau	0.86700	3800.0	103	4161	No
400	GOM_NL__2PRFIN20021216_185650_000000372012_00099_04161_0327.N1	16-DEC-2002 18:56:50	Bright	37.000	146	25Eta Tau	2.8730	15200.	74	4161	No
401	GOM_NL__2PRFIN20021216_185859_000000382012_00099_04161_0328.N1	16-DEC-2002 18:58:59	Bright	38.000	150	44Zet Per	2.8900	28000.	76	4161	No
402	GOM_NL__2PRFIN20021216_190117_000000372012_00099_04161_0329.N1	16-DEC-2002 19:01:17	Bright	37.000	149	45Eps Per	2.8880	30000.	74	4161	No
403	GOM_NL__2PRFIN20021216_190328_000000362012_00099_04161_0330.N1	16-DEC-2002 19:03:28	Bright	36.000	175	39Del Per	3.0100	19400.	72	4161	No
404	GOM_NL__2PRFIN20021216_190512_000000402012_00099_04161_0331.N1	16-DEC-2002 19:05:12	Bright	40.000	160	23Gam Per	2.9300	4700.0	80	4161	No
405	GOM_NL__2PRFIN20021216_190829_000000382012_00099_04161_0332.N1	16-DEC-2002 19:08:29	Bright	37.500	110	37Del Cas	2.6780	8900.0	75	4161	No
406	GOM_NL__2PRFIN20021216_191508_000000412012_00099_04161_0333.N1	16-DEC-2002 19:15:08	Bright	40.500	49	1Alp UMi	1.9900	6300.0	81	4161	No
407	GOM_NL__2PRFIN20021216_191950_000000432012_00099_04161_0334.N1	16-DEC-2002 19:19:50	Bright	43.000	60	7Bet UMi	2.0810	3950.0	86	4161	No
408	GOM_NL__2PRFIN20021216_192136_000000552012_00099_04161_0335.N1	16-DEC-2002 19:21:36	Bright	55.000	82	48Bet UMa	2.3650	10600.	110	4161	No
409	GOM_NL__2PRFIN20021216_192428_000000452012_00099_04161_0336.N1	16-DEC-2002 19:24:28	Bright	44.500	32	77Eps UMa	1.7630	11000.	89	4161	No
410	GOM_NL__2PRFIN20021216_192705_000000442012_00099_04161_0337.N1	16-DEC-2002 19:27:05	Bright	44.000	39	85Eta UMa	1.8540	24000.	88	4161	No
411	GOM_NL__2PRFIN20021216_193026_000000402012_00099_04161_0338.N1	16-DEC-2002 19:30:26	Bright	40.000	180	27Gam Boo	3.0400	8000.0	80	4161	No
412	GOM_NL__2PRFIN20021216_193340_000000392012_00099_04161_0339.N1	16-DEC-2002 19:33:40	Bright	38.500	83		2.3780	11000.	77	4161	No
413	GOM_NL__2PRFIN20021216_193700_000000602012_00099_04161_0340.N1	16-DEC-2002 19:37:00	Bright	60.000	111	8Eta Boo	2.6800	6000.0	120	4161	No
414	GOM_NL__2PRFIN20021216_194101_000000582012_00099_04161_0341.N1	16-DEC-2002 19:41:01	Bright	57.500	138	47Eps Vir	2.8280	4700.0	115	4161	No
415	GOM_NL__2PRFIN20021216_194700_000000582012_00099_04161_0342.N1	16-DEC-2002 19:47:00	Tw_i_and_stray	58.000	15	67Alp Vir	0.97600	28000.	116	4161	No
416	GOM_NL__2PRFIN20021216_195031_000000482012_00099_04161_0343.N1	16-DEC-2002 19:50:31	Dark	47.500	169	46Gam Hya	2.9910	4700.0	95	4161	No
417	GOM_NL__2PRFIN20021216_195208_000000452012_00099_04161_0344.N1	16-DEC-2002 19:52:08	Dark	44.500	54	5The Cen	2.0550	4500.0	89	4161	No
418	GOM_NL__2PRFIN20021216_195343_000000452012_00099_04161_0345.N1	16-DEC-2002 19:53:43	Dark	44.500	123	1ot Cen	2.7500	10200.	89	4161	No
419	GOM_NL__2PRFIN20021216_195508_000000402012_00099_04161_0346.N1	16-DEC-2002 19:55:08	Dark	39.500	95	Zet Cen	2.5450	26000.	79	4161	No
420	GOM_NL__2PRFIN20021216_195751_000000422012_00099_04161_0347.N1	16-DEC-2002 19:57:51	Dark	41.500	4	Alp1Cen	-0.010000	5800.0	83	4161	No
421	GOM_NL__2PRFIN20021216_195939_000000442012_00100_04162_9928.N1	16-DEC-2002 19:59:39	Dark	44.000	20	Bet Cru	1.2530	30000.	88	4162	No
422	GOM_NL__2PRFIN20021216_200140_000000392012_00100_04162_9929.N1	16-DEC-2002 20:01:40	Dark	39.000	112	Alp Mus	2.6880	26000.	78	4162	No
423	GOM_NL__2PRFIN20021216_200544_000000402012_00100_04162_9930.N1	16-DEC-2002 20:05:44	Dark	39.500	159	Ups Car	2.9200	7200.0	79	4162	No
424	GOM_NL__2PRFIN20021216_200707_000000432012_00100_04162_9931.N1	16-DEC-2002 20:07:07	Dark	42.500	71	1ot Car	2.2460	7700.0	85	4162	No
425	GOM_NL__2PRFIN20021216_200900_000000452012_00100_04162_9932.N1	16-DEC-2002 20:09:00	Dark	45.000	41	Eps Car	1.8600	4100.0	90	4162	No
426	GOM_NL__2PRFIN20021216_201146_000000512012_00100_04162_9933.N1	16-DEC-2002 20:11:46	Dark	50.500	34	Gam2Vel	1.7930	23000.	101	4162	No
427	GOM_NL__2PRFIN20021216_201352_000000552012_00100_04162_9934.N1	16-DEC-2002 20:13:52	Dark	54.500	2	Alp Car	-0.73600	7000.0	109	4162	No
428	GOM_NL__2PRFIN20021216_201637_000000582012_00100_04162_9935.N1	16-DEC-2002 20:16:37	Dark	58.000	117	Pi Pup	2.7060	3800.0	116	4162	No
429	GOM_NL__2PRFIN20021216_201952_000000582012_00100_04162_9936.N1	16-DEC-2002 20:19:52	Straylight	58.000	23	21Eps CMa	1.5020	26000.	116	4162	No
430	GOM_NL__2PRFIN20021216_202139_000000562012_00100_04162_9937.N1	16-DEC-2002 20:21:39	Straylight	56.000	179	24Omi2CMa	3.0320	24000.	112	4162	No
431	GOM_NL__2PRFIN20021216_202423_000000552012_00100_04162_9938.N1	16-DEC-2002 20:24:23	Straylight	54.500	47	2Bet CMa	1.9760	28000.	109	4162	No
432	GOM_NL__2PRFIN20021216_202721_000000552012_00100_04162_9939.N1	16-DEC-2002 20:27:21	Straylight	54.500	56	53Kap Ori	2.0650	30000.	109	4162	No
433	GOM_NL__2PRFIN20021216_202852_000000452012_00100_04162_9940.N1	16-DEC-2002 20:28:52	Straylight	45.000	128	67Bet Eri	2.7840	9700.0	90	4162	No
434	GOM_NL__2PRFIN20021216_203025_000000482012_00100_04162_9941.N1	16-DEC-2002 20:30:25	Straylight	47.500	72	34Del Ori	2.2500	30000.	95	4162	No
435	GOM_NL__2PRFIN20021216_203316_000000622012_00100_04162_9942.N1	16-DEC-2002 20:33:16	Tw_i_and_stray	62.000	14	58Alp Ori	0.87000	3000.0	124	4162	No
436	GOM_NL__2PRFIN20021216_203513_000000542012_00100_04162_9943.N1	16-DEC-2002 20:35:13	Tw_i_and_stray	54.000	13	87Alp Tau	0.86700	3800.0	108	4162	No
437	GOM_NL__2PRFIN20021216_203725_000000392012_00100_04162_9944.N1	16-DEC-2002 20:37:25	Bright	39.000	146	25Eta Tau	2.8730	15200.	78	4162	No
438	GOM_NL__2PRFIN20021216_203936_000000382012_00100_04162_9945.N1	16-DEC-2002 20:39:36	Bright	37.500	150	44Zet Per	2.8900	28000.	75	4162	No
439	GOM_NL__2PRFIN20021216_204153_000000382012_00100_04162_9946.N1	16-DEC-2002 20:41:53	Bright	38.000	149	45Eps Per	2.8880	30000.	76	4162	No
440	GOM_NL__2PRFIN20021216_204405_000000372012_00100_04162_9947.N1	16-DEC-2002 20:44:05	Bright	37.000	175	39Del Per	3.0100	19400.	74	4162	No
441	GOM_NL__2PRFIN20021216_204551_000000382012_00100_04162_9948.N1	16-DEC-2002 20:45:51	Bright	38.000	160	23Gam Per	2.9300	4700.0	76	4162	No
442	GOM_NL__2PRFIN20021216_204905_000000372012_00100_04162_9949.N1	16-DEC-2002 20:49:05	Bright	36.500	110	37Del Cas	2.6780	8900.0	73	4162	No
443	GOM_NL__2PRFIN20021216_205545_000000392012_00100_04162_9950.N1	16-DEC-2002 20:55:45	Bright	39.000	49	1Alp UMi	1.9900	6300.0	78	4162	No
444	GOM_NL__2PRFIN20021216_210028_000000412012_00100_04162_9951.N1	16-DEC-2002 21:00:28	Bright	40.500	60	7Bet UMi	2.0810	3950.0	81	4162	No
445	GOM_NL__2PRFIN20021216_210211_000000532012_00100_04162_9952.N1	16-DEC-2002 21:02:11	Bright	53.000	82	48Bet UMa	2.3650	10600.	106	4162	No
446	GOM_NL__2PRFIN20021216_210504_000000452012_00100_04162_9953.N1	16-DEC-2002 21:05:04	Bright	44.500	32	77Eps UMa	1.7630	11000.	89	4162	No
447	GOM_NL__2PRFIN20021216_210740_000000582012_00100_04162_9954.N1	16-DEC-2002 21:07:40	Bright	58.000	39	85Eta UMa	1.8540	24000.	116	4162	No
448	GOM_NL__2PRFIN20021216_211102_000000392012_00100_04162_9955.N1	16-DEC-2002 21:11:02	Bright	39.000	180	27Gam Boo	3.0400	8000.0	78	4162	No
449	GOM_NL__2PRFIN20021216_211415_000000382012_00100_04162_9956.N1	16-DEC-2002 21:14:15	Bright	38.000	83		2.3780	11000.	76	4162	No
450	GOM_NL__2PRFIN20021216_211737_000000432012_00100_04162_9957.N1	16-DEC-2002 21:17:37	Bright	42.500	111	8Eta Boo	2.6800	6000.0	85	4162	No
451	GOM_NL__2PRFIN20021216_212138_000000562012_00100_04162_9958.N1	16-DEC-2002 21:21:38	Bright	56.000	138	47Eps Vir	2.8280	4700.0	112	4162	No
452	GOM_NL__2PRFIN20021216_212737_000000522012_00100_04162_9959.N1	16-DEC-2002 21:27:37	Tw_i_and_stray	51.500	15	67Alp Vir	0.97600	28000.	103	4162	No
453	GOM_NL__2PRFIN20021216_213107_000000492012_00100_04162_9960.N1	16-DEC-2002 21:31:07	Dark	49.000	169	46Gam Hya	2.9910	4700.0	98	4162	No
454	GOM_NL__2PRFIN20021216_213245_000000472012_00100_04162_9961.N1	16-DEC-2002 21:32:45	Dark	46.500	54	5The Cen	2.0550	4500.0	93	4162	No
455	GOM_NL__2PRFIN20021216_213419_000000432012_00100_04162_9962.N1	16-DEC-2002 21:34:19	Dark	43.000	123	1ot Cen	2.7500	10200.	86	4162	No

456	GOM_NL__2PRFIN20021216_213544_000000392012_00100_04162_9963.N1	16-DEC-2002 21:35:44	Dark	39.000	95	Zet Cen	2.5450	26000.	78	4162	No
457	GOM_NL__2PRFIN20021216_213827_000000522012_00100_04162_9964.N1	16-DEC-2002 21:38:27	Dark	52.000	4	Alp1Cen	-0.010000	5800.0	104	4162	No
458	GOM_NL__2PRFIN20021216_214015_000000502012_00101_04163_0331.N1	16-DEC-2002 21:40:15	Dark	50.000	20	Bet Cru	1.2530	30000.	100	4163	No
459	GOM_NL__2PRFIN20021216_214216_000000372012_00101_04163_0332.N1	16-DEC-2002 21:42:16	Dark	37.000	112	Alp Mus	2.6880	26000.	74	4163	No
460	GOM_NL__2PRFIN20021216_214621_000000392012_00101_04163_0333.N1	16-DEC-2002 21:46:21	Dark	39.000	159	Ups Car	2.9200	7200.0	78	4163	No
461	GOM_NL__2PRFIN20021216_214743_000000442012_00101_04163_0334.N1	16-DEC-2002 21:47:43	Dark	43.500	71	Iot Car	2.2460	7700.0	87	4163	No
462	GOM_NL__2PRFIN20021216_214936_000000542012_00101_04163_0335.N1	16-DEC-2002 21:49:36	Dark	53.500	41	Eps Car	1.8600	4100.0	107	4163	No
463	GOM_NL__2PRFIN20021216_215223_000000482012_00101_04163_0336.N1	16-DEC-2002 21:52:23	Dark	48.000	34	Gam2Vel	1.7930	23000.	96	4163	No
464	GOM_NL__2PRFIN20021216_215428_000000552012_00101_04163_0337.N1	16-DEC-2002 21:54:28	Dark	54.500	2	Alp Car	-0.73600	7000.0	109	4163	No
465	GOM_NL__2PRFIN20021216_215711_000000612012_00101_04163_0338.N1	16-DEC-2002 21:57:11	Dark	61.000	117	Pi Pup	2.7060	3800.0	122	4163	No
466	GOM_NL__2PRFIN20021216_220028_000000582012_00101_04163_0339.N1	16-DEC-2002 22:00:28	Straylight	57.500	23	21Eps CMa	1.5020	26000.	115	4163	No
467	GOM_NL__2PRFIN20021216_220214_000000592012_00101_04163_0340.N1	16-DEC-2002 22:02:14	Straylight	59.000	179	24Omi2CMa	3.0320	24000.	118	4163	No
468	GOM_NL__2PRFIN20021216_220458_000000532012_00101_04163_0341.N1	16-DEC-2002 22:04:58	Straylight	52.500	47	2Bet CMa	1.9760	28000.	105	4163	No
469	GOM_NL__2PRFIN20021216_220756_000000522012_00101_04163_0342.N1	16-DEC-2002 22:07:56	Straylight	52.000	56	53Kap Ori	2.0650	30000.	104	4163	No
470	GOM_NL__2PRFIN20021216_220927_000000462012_00101_04163_0343.N1	16-DEC-2002 22:09:27	Straylight	45.500	128	67Bet Eri	2.7840	9700.0	91	4163	No
471	GOM_NL__2PRFIN20021216_221101_000000472012_00101_04163_0344.N1	16-DEC-2002 22:11:01	Straylight	46.500	72	34Del Ori	2.2500	30000.	93	4163	No
472	GOM_NL__2PRFIN20021216_221351_000000662012_00101_04163_0345.N1	16-DEC-2002 22:13:51	Twilight_stray	66.000	14	58Alp Ori	0.87000	3000.0	132	4163	No
473	GOM_NL__2PRFIN20021216_221550_000000512012_00101_04163_0346.N1	16-DEC-2002 22:15:50	Twilight_stray	51.000	13	87Alp Tau	0.86700	3800.0	102	4163	No
474	GOM_NL__2PRFIN20021216_221802_000000372012_00101_04163_0347.N1	16-DEC-2002 22:18:02	Bright	36.500	146	25Eta Tau	2.8730	15200.	73	4163	No
475	GOM_NL__2PRFIN20021216_222012_000000382012_00101_04163_0348.N1	16-DEC-2002 22:20:12	Bright	37.500	150	44Zet Per	2.8900	28000.	75	4163	No
476	GOM_NL__2PRFIN20021216_222229_000000382012_00101_04163_0349.N1	16-DEC-2002 22:22:29	Bright	37.500	149	45Eps Per	2.8880	30000.	75	4163	No
477	GOM_NL__2PRFIN20021216_222440_000000362012_00101_04163_0350.N1	16-DEC-2002 22:24:40	Bright	36.000	175	39Del Per	3.0100	19400.	72	4163	No
478	GOM_NL__2PRFIN20021216_222626_000000382012_00101_04163_0351.N1	16-DEC-2002 22:26:26	Bright	38.000	160	23Gam Per	2.9300	4700.0	76	4163	No
479	GOM_NL__2PRFIN20021216_222942_000000372012_00101_04163_0352.N1	16-DEC-2002 22:29:42	Bright	37.000	110	37Del Cas	2.6780	8900.0	74	4163	No
480	GOM_NL__2PRFIN20021216_223621_000000362012_00101_04163_0353.N1	16-DEC-2002 22:36:21	Bright	36.000	49	1Alp UMi	1.9900	6300.0	72	4163	No
481	GOM_NL__2PRFIN20021216_224104_000000392012_00101_04163_0354.N1	16-DEC-2002 22:41:04	Bright	39.000	60	7Bet UMi	2.0810	3950.0	78	4163	No
482	GOM_NL__2PRFIN20021216_224246_000000542012_00101_04163_0355.N1	16-DEC-2002 22:42:46	Bright	53.500	82	48Bet UMa	2.3650	10600.	107	4163	No
483	GOM_NL__2PRFIN20021216_224540_000000462012_00101_04163_0356.N1	16-DEC-2002 22:45:40	Bright	45.500	32	77Eps UMa	1.7630	11000.	91	4163	No
484	GOM_NL__2PRFIN20021216_224814_000000452012_00101_04163_0357.N1	16-DEC-2002 22:48:14	Bright	44.500	39	85Eta UMa	1.8540	24000.	89	4163	No
485	GOM_NL__2PRFIN20021216_225138_000000392012_00101_04163_0358.N1	16-DEC-2002 22:51:38	Bright	38.500	180	27Gam Boo	3.0400	8000.0	77	4163	No
486	GOM_NL__2PRFIN20021216_225451_000000402012_00101_04163_0359.N1	16-DEC-2002 22:54:51	Bright	39.500	83		2.3780	11000.	79	4163	No
487	GOM_NL__2PRFIN20021216_225812_000000442012_00101_04163_0360.N1	16-DEC-2002 22:58:12	Bright	44.000	111	8Eta Boo	2.6800	6000.0	88	4163	No
488	GOM_NL__2PRFIN20021216_230215_000000552012_00101_04163_0361.N1	16-DEC-2002 23:02:15	Bright	54.500	138	47Eps Vir	2.8280	4700.0	109	4163	No
489	GOM_NL__2PRFIN20021216_230813_000000562012_00101_04163_0362.N1	16-DEC-2002 23:08:13	Twilight_stray	56.000	15	67Alp Vir	0.97600	28000.	112	4163	No
490	GOM_NL__2PRFIN20021216_231143_000000522012_00101_04163_0363.N1	16-DEC-2002 23:11:43	Dark	52.000	169	46Gam Hya	2.9910	4700.0	104	4163	No
491	GOM_NL__2PRFIN20021216_231321_000000452012_00101_04163_0364.N1	16-DEC-2002 23:13:21	Dark	45.000	54	5The Cen	2.0550	4500.0	90	4163	No
492	GOM_NL__2PRFIN20021216_231456_000000432012_00101_04163_0365.N1	16-DEC-2002 23:14:56	Dark	42.500	123	Iot Cen	2.7500	10200.	85	4163	No
493	GOM_NL__2PRFIN20021216_231903_000000422012_00101_04163_0366.N1	16-DEC-2002 23:19:03	Dark	42.000	4	Alp1Cen	-0.010000	5800.0	84	4163	No
494	GOM_NL__2PRFIN20021216_232052_000000422012_00102_04164_0342.N1	16-DEC-2002 23:20:52	Dark	42.000	20	Bet Cru	1.2530	30000.	84	4164	No
495	GOM_NL__2PRFIN20021216_232252_000000382012_00102_04164_0343.N1	16-DEC-2002 23:22:52	Dark	38.000	112	Alp Mus	2.6880	26000.	76	4164	No
496	GOM_NL__2PRFIN20021216_232657_000000412012_00102_04164_0344.N1	16-DEC-2002 23:26:57	Dark	40.500	159	Ups Car	2.9200	7200.0	81	4164	No
497	GOM_NL__2PRFIN20021216_232819_000000432012_00102_04164_0345.N1	16-DEC-2002 23:28:19	Dark	42.500	71	Iot Car	2.2460	7700.0	85	4164	No
498	GOM_NL__2PRFIN20021216_233013_000000462012_00102_04164_0346.N1	16-DEC-2002 23:30:13	Dark	46.000	41	Eps Car	1.8600	4100.0	92	4164	No
499	GOM_NL__2PRFIN20021216_233259_000000512012_00102_04164_0347.N1	16-DEC-2002 23:32:59	Dark	51.000	34	Gam2Vel	1.7930	23000.	102	4164	No
500	GOM_NL__2PRFIN20021216_233504_000000482012_00102_04164_0348.N1	16-DEC-2002 23:35:04	Dark	48.000	2	Alp Car	-0.73600	7000.0	96	4164	No
501	GOM_NL__2PRFIN20021216_233749_000000542012_00102_04164_0349.N1	16-DEC-2002 23:37:49	Dark	53.500	117	Pi Pup	2.7060	3800.0	107	4164	No
502	GOM_NL__2PRFIN20021216_234104_000000572012_00102_04164_0350.N1	16-DEC-2002 23:41:04	Straylight	57.000	23	21Eps CMa	1.5020	26000.	114	4164	No
503	GOM_NL__2PRFIN20021216_234251_000000572012_00102_04164_0351.N1	16-DEC-2002 23:42:51	Straylight	56.500	179	24Omi2CMa	3.0320	24000.	113	4164	No
504	GOM_NL__2PRFIN20021216_234534_000000552012_00102_04164_0352.N1	16-DEC-2002 23:45:34	Straylight	55.000	47	2Bet CMa	1.9760	28000.	110	4164	No
505	GOM_NL__2PRFIN20021216_234835_000000492012_00102_04164_0353.N1	16-DEC-2002 23:48:35	Straylight	48.500	56	53Kap Ori	2.0650	30000.	97	4164	No
506	GOM_NL__2PRFIN20021216_235003_000000462012_00102_04164_0354.N1	16-DEC-2002 23:50:03	Straylight	45.500	128	67Bet Eri	2.7840	9700.0	91	4164	No
507	GOM_NL__2PRFIN20021216_235136_000000512012_00102_04164_0355.N1	16-DEC-2002 23:51:36	Straylight	50.500	72	34Del Ori	2.2500	30000.	101	4164	No
508	GOM_NL__2PRFIN20021216_235427_000000612012_00102_04164_0356.N1	16-DEC-2002 23:54:27	Twilight_stray	60.500	14	58Alp Ori	0.87000	3000.0	121	4164	No
509	GOM_NL__2PRFIN20021216_235625_000000542012_00102_04164_0357.N1	16-DEC-2002 23:56:25	Twilight_stray	53.500	13	87Alp Tau	0.86700	3800.0	107	4164	No
510	GOM_NL__2PRFIN20021216_235838_000000382012_00102_04164_0358.N1	16-DEC-2002 23:58:38	Bright	38.000	146	25Eta Tau	2.8730	15200.	76	4164	No

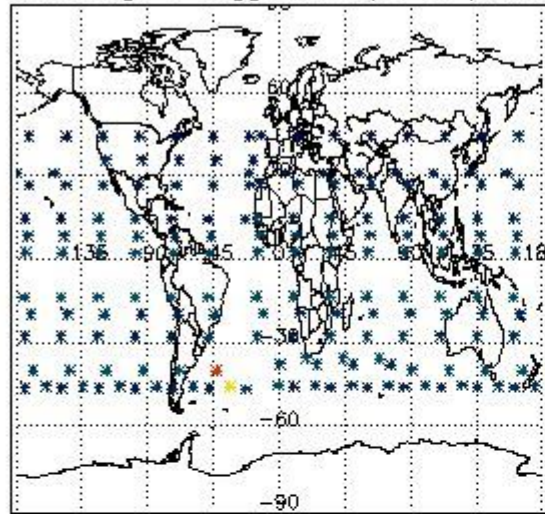
In this section it is plotted some information contained in the Quality Summary data set of the level 2 products. Only products in dark limb conditions and without errors (error flag in the MPH set to "0") are used.

### 3.1 Plot quality information per product (time dependant)

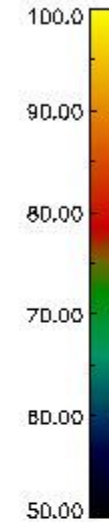
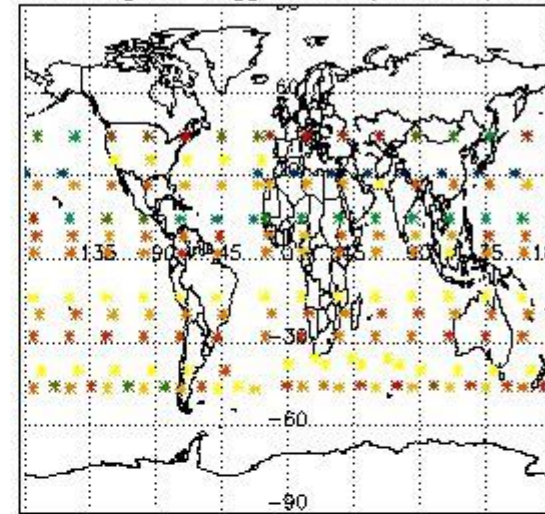


### 3.2 Plot quality information per product (world map)


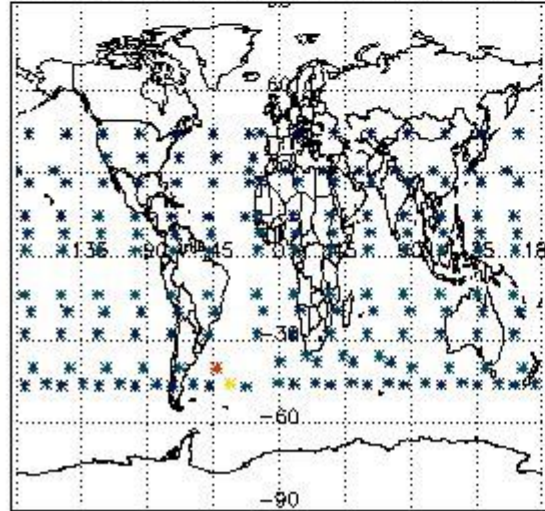
Percentage of flagged data per O3 profile



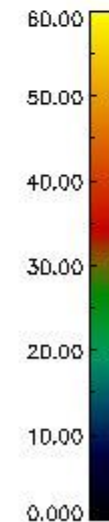
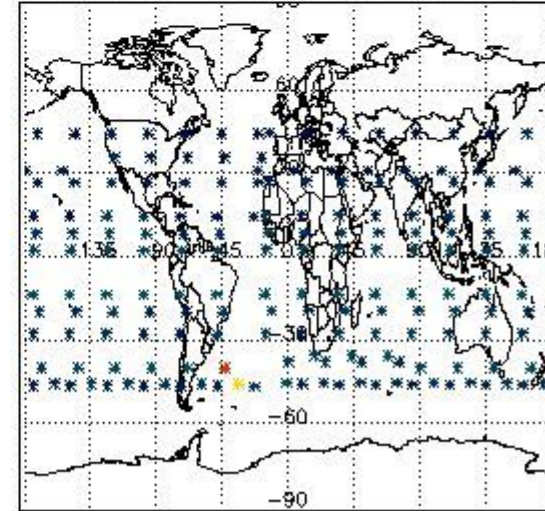
Percentage of flagged data per H2O profile



Percentage of flagged data per NO2 profile



Percentage of flagged data per NO3 profile

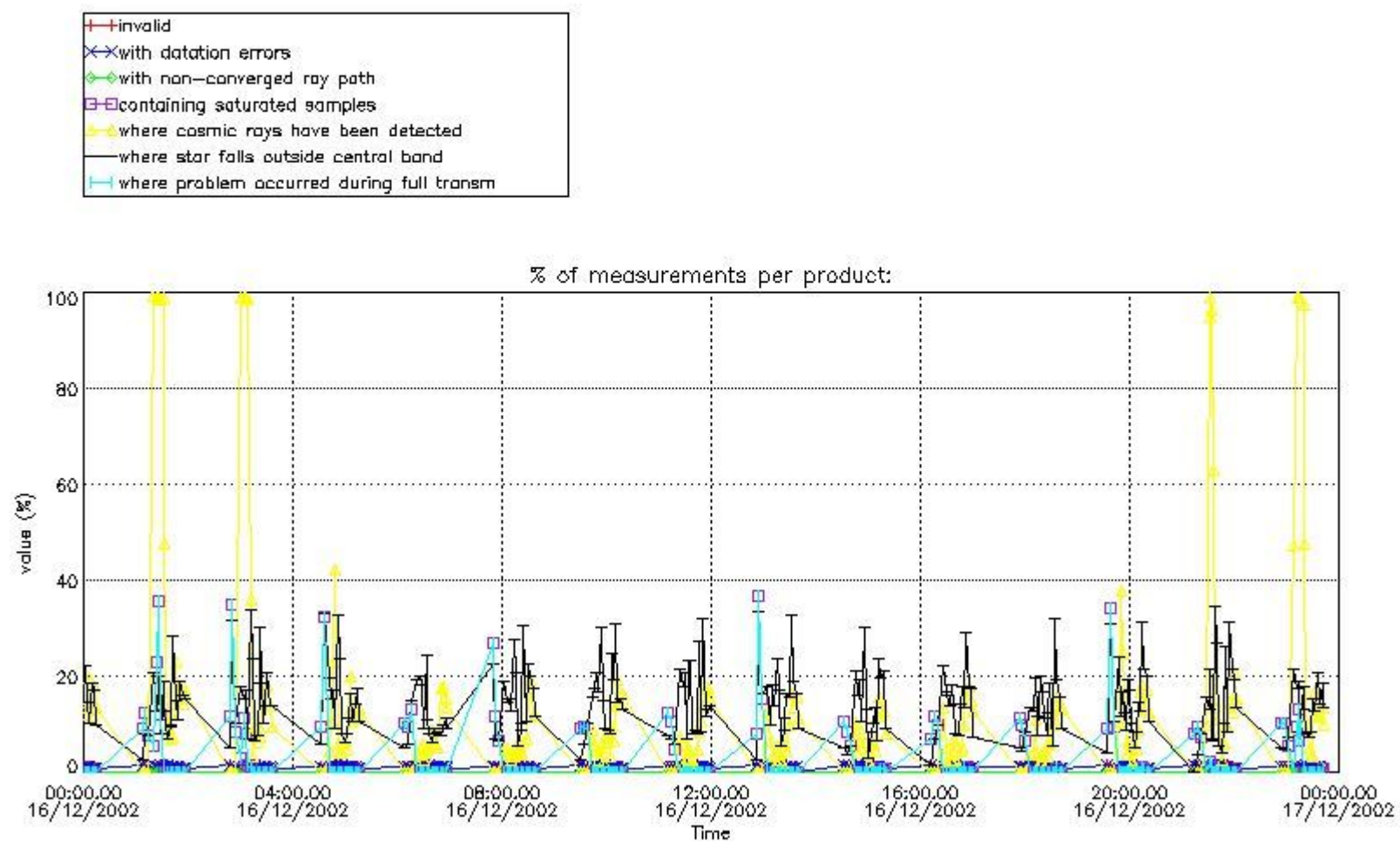


#### 4. Level 1 quality information per product

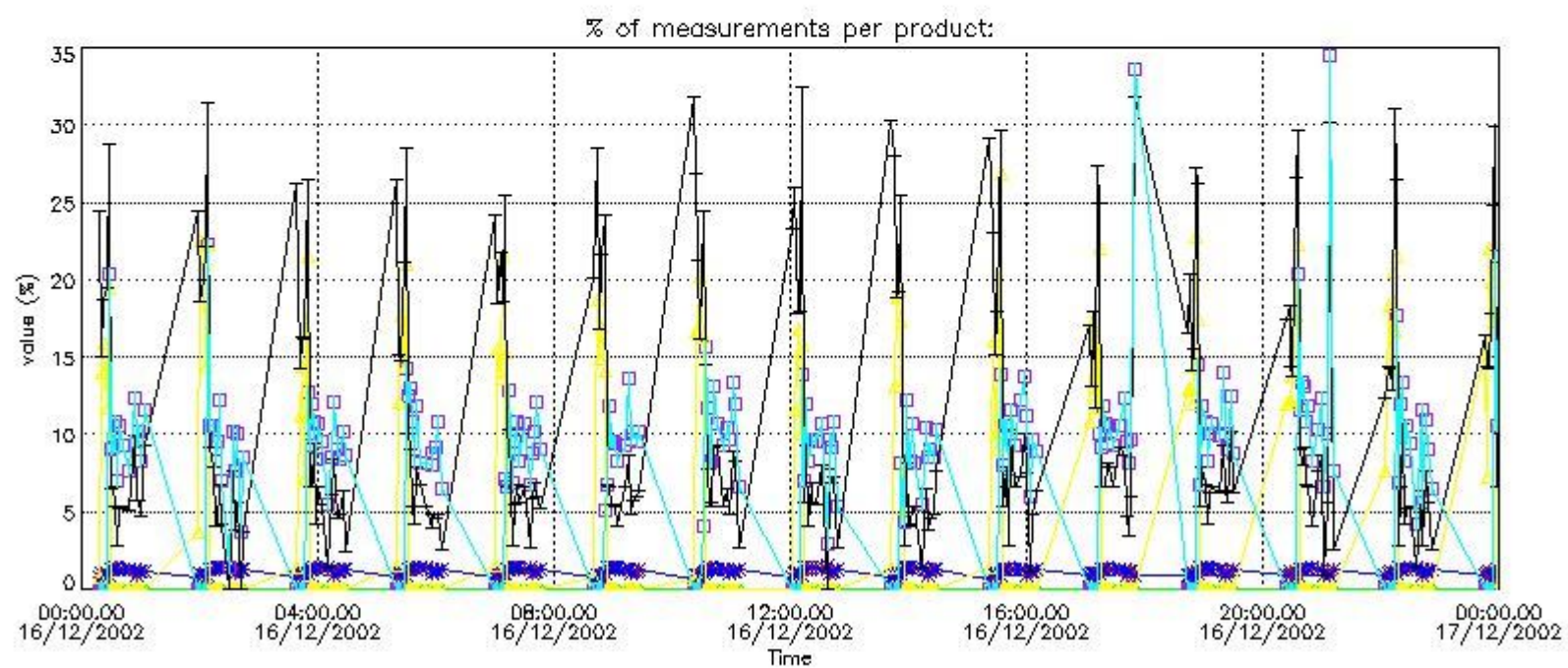
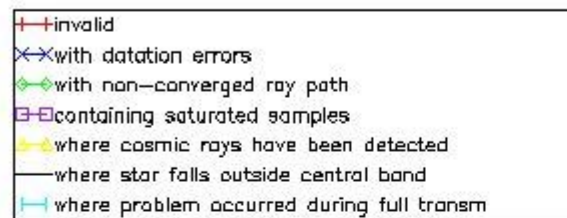
In this section it is plotted some information contained in the Quality Summary data set of the level 2 products that comes from the level 1b processing. Products without errors (error flag in the MPH set to "0") are used.

##### 4.1 Plot quality information per product (time dependant) coming from level 1b processing

###### 4.1.1 Plot level 1 quality information per product (time dependant): ENVISAT ASCENDING passes

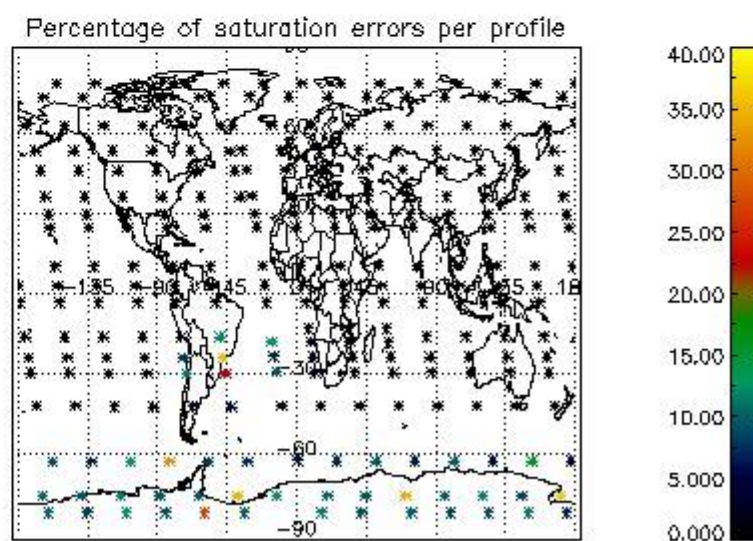
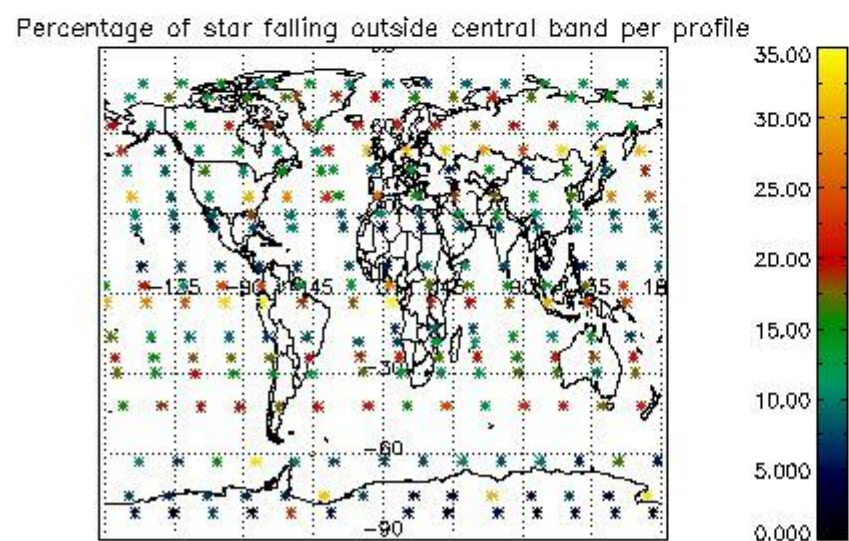
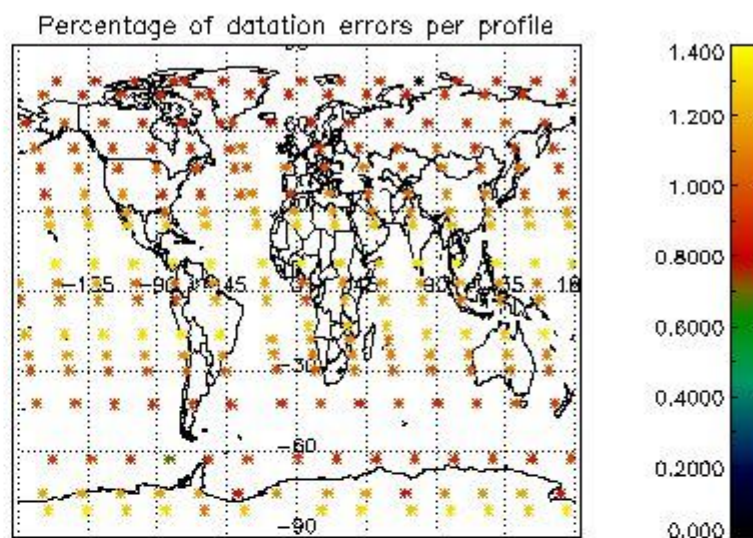
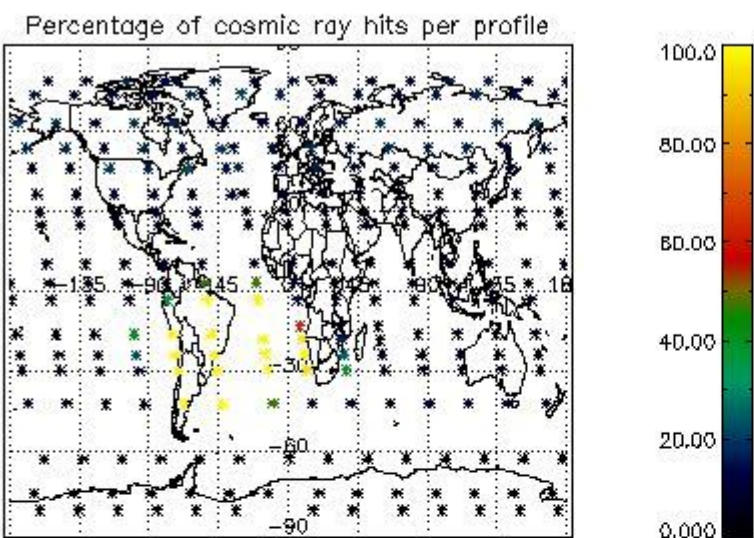


4.1.2 Plot level 1 quality information per product (time dependant): ENVI SAT DESCENDING passes

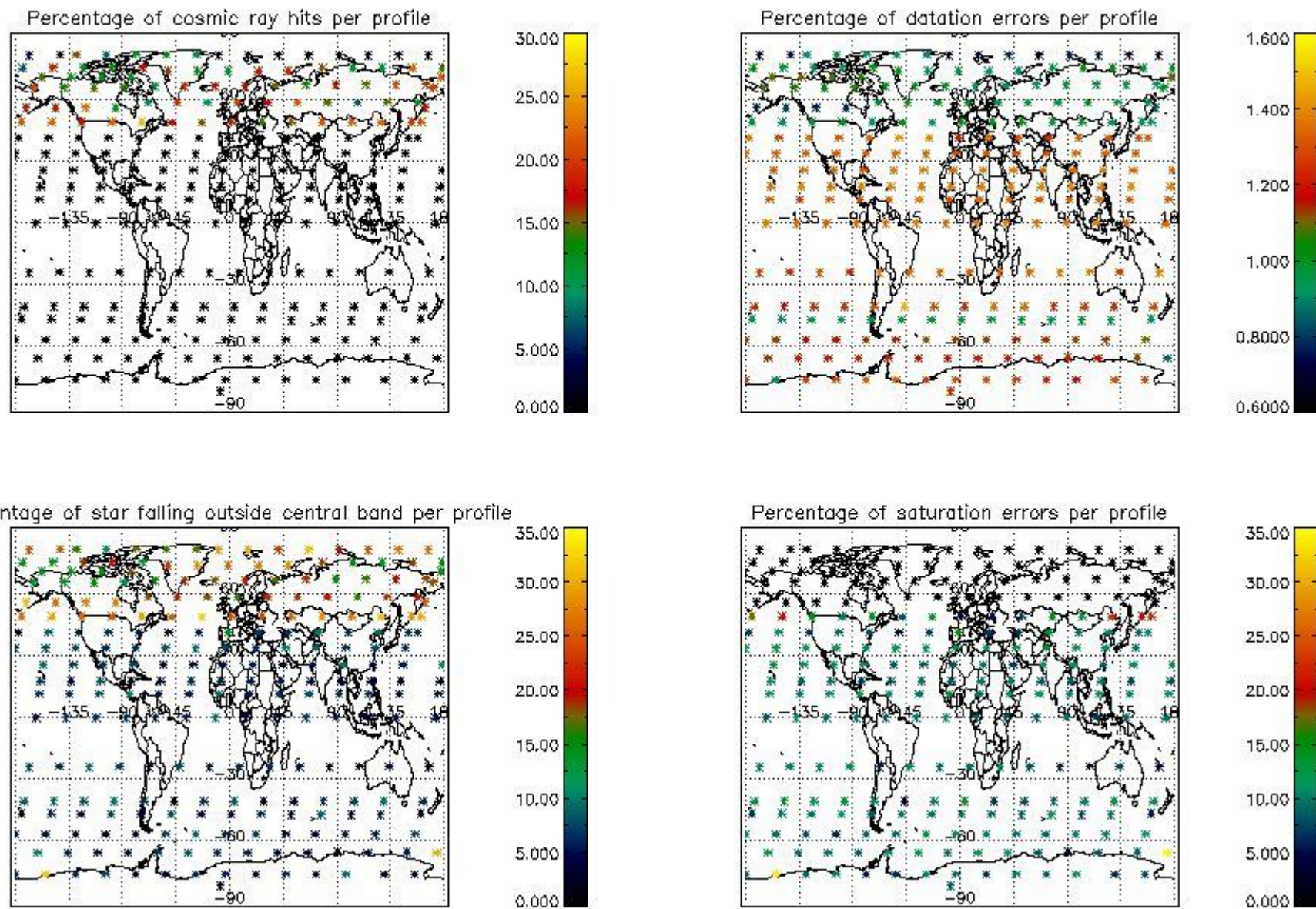


4.2 Plot quality information per product coming from level 1b processing (world map)

4.2.1 Plot level 1 quality information per product (world map): ENVISAT ASCENDING passes



4.2.2 Plot level 1 quality information per product (world map): ENVISAT DESCENDING passes



## 5. Trace gas profiles

### 5.1 Ozone statistics based on quality of products

The final quality of the products can be "measured" using the STD (Standard Deviation) attached to every point profile. This information is written to the parameter GOM\_NL\_\_2P/NL\_LOCAL\_SPECIES\_DENSITY/o3\_std of the level 2 products. The table below shows the statistics for given STD ranges.

The statistics are given with respect to the overall valid production:

- Products without fatal errors: GOM\_NL\_\_2P/MPH/PRODUCT\_ERR=0
- Valid point profile: GOM\_NL\_\_2P/NL\_LOCAL\_SPECIES\_DENSITY/pcd(0)=0

The 'Criteria' is applied to valid points of dark limb products:

- Products in dark limb illumination condition: GOM\_NL\_\_2P/NL\_SUMMARY\_QUALITY/obs\_ill\_cond=0
- Products without fatal errors: GOM\_NL\_\_2P/MPH/PRODUCT\_ERR=0
- Valid point profile: GOM\_NL\_\_2P/NL\_LOCAL\_SPECIES\_DENSITY/pcd(0)=0

So, the table below shows the percentage of dark limb and valid observations for each criteria with respect to the overall valid daily observations.

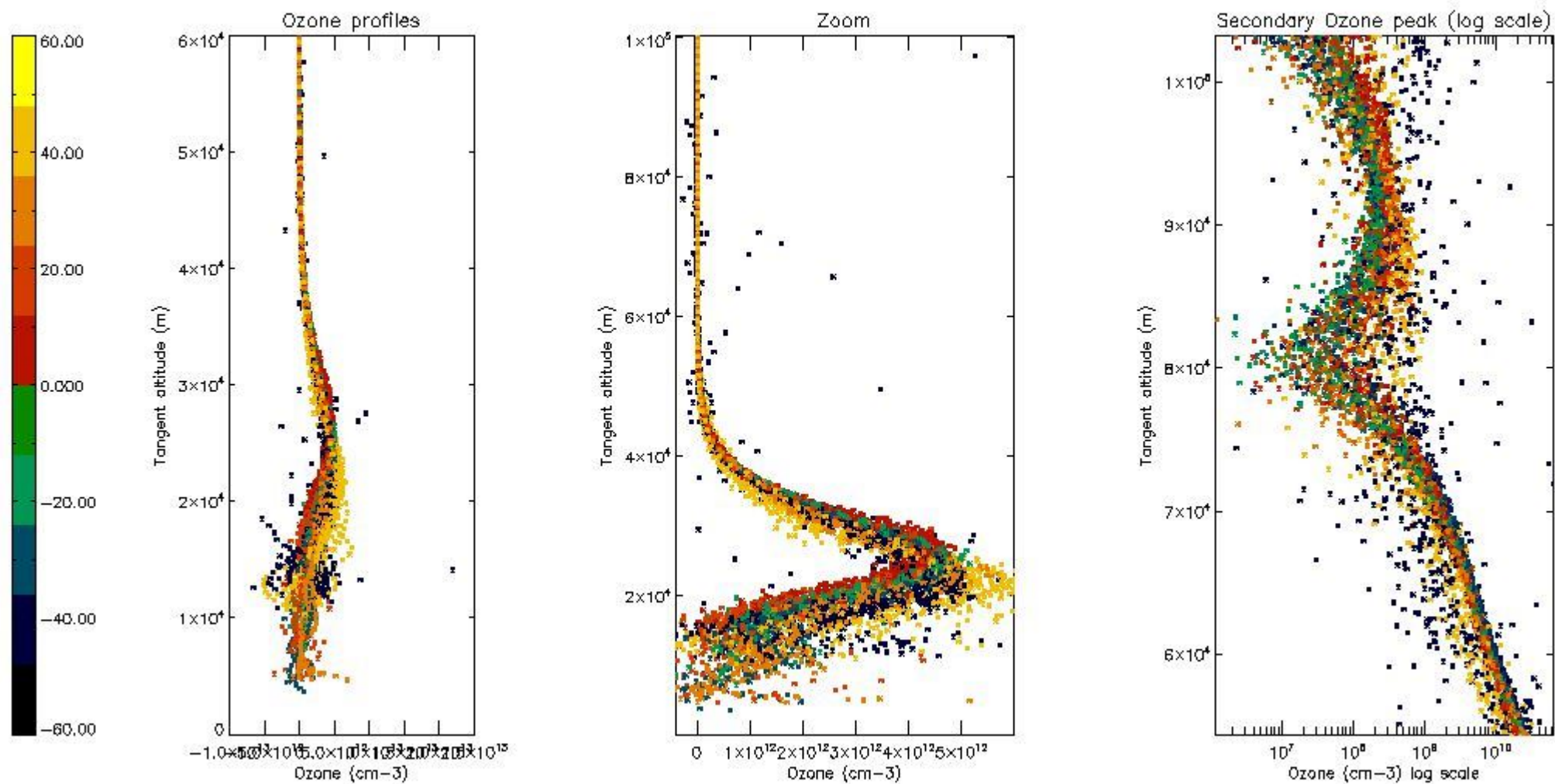
Criteria	% of total production
All STD	35
STD < 20	19



STD < 10	16
STD < 5	10

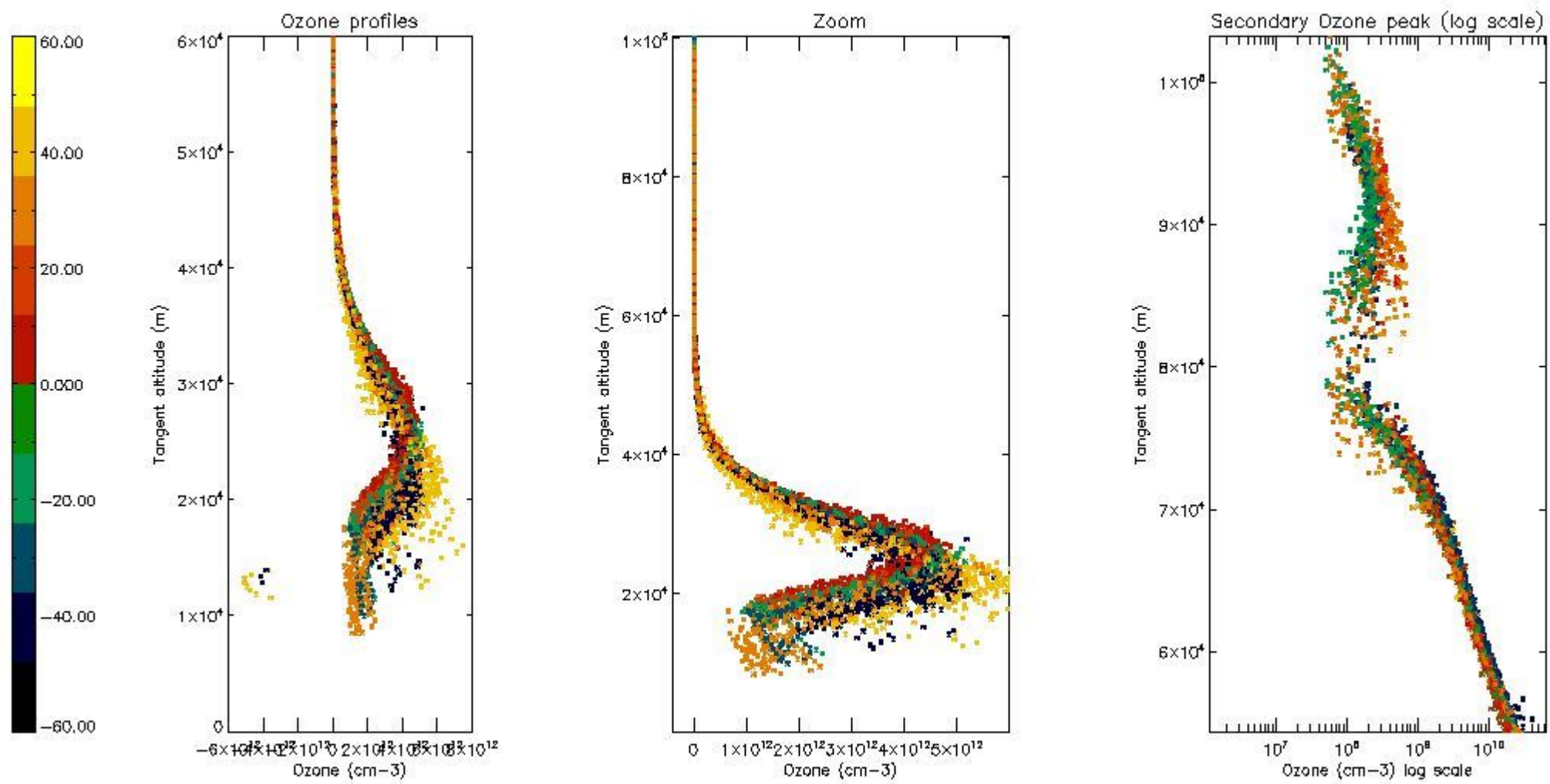
5.2 Plot ozone profiles for all STD (dark without errors)

The colorbar represents the latitude.



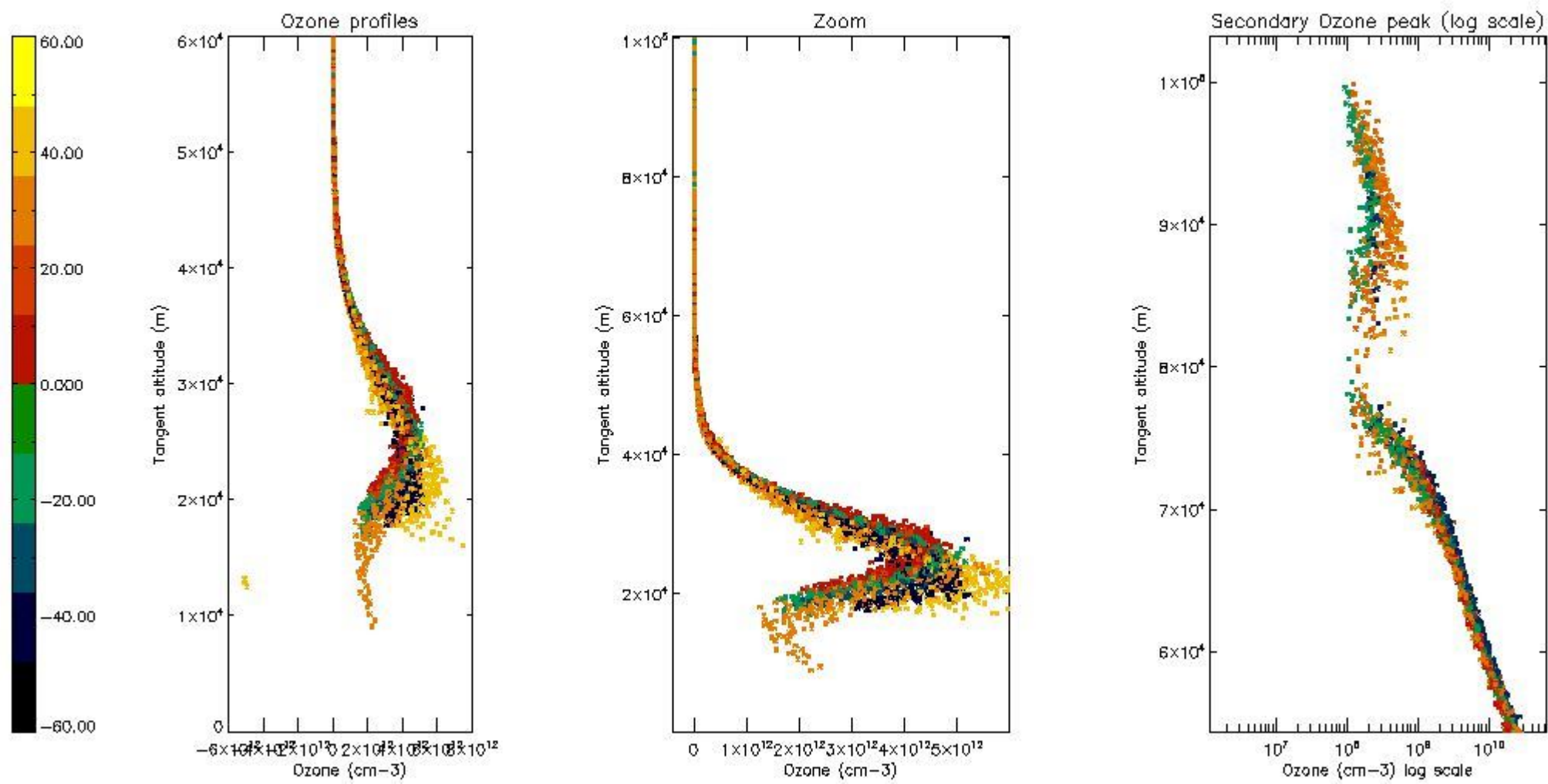
5.3 Plot ozone profiles where STD < 20% (dark without errors)

The colorbar represents the latitude.



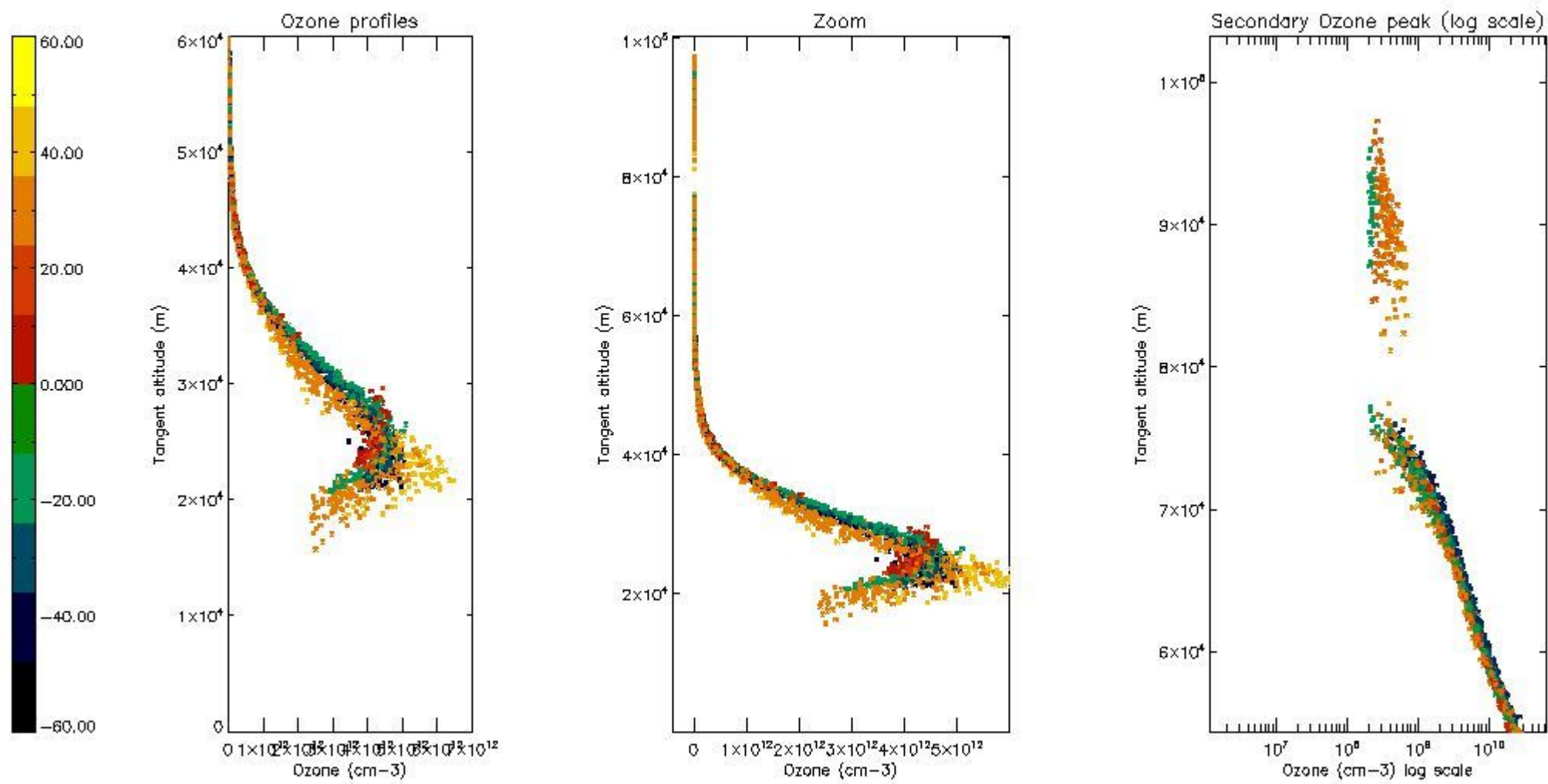
*5.4 Plot ozone profiles where  $STD < 10\%$  (dark without errors)*

The colorbar represents the latitude.



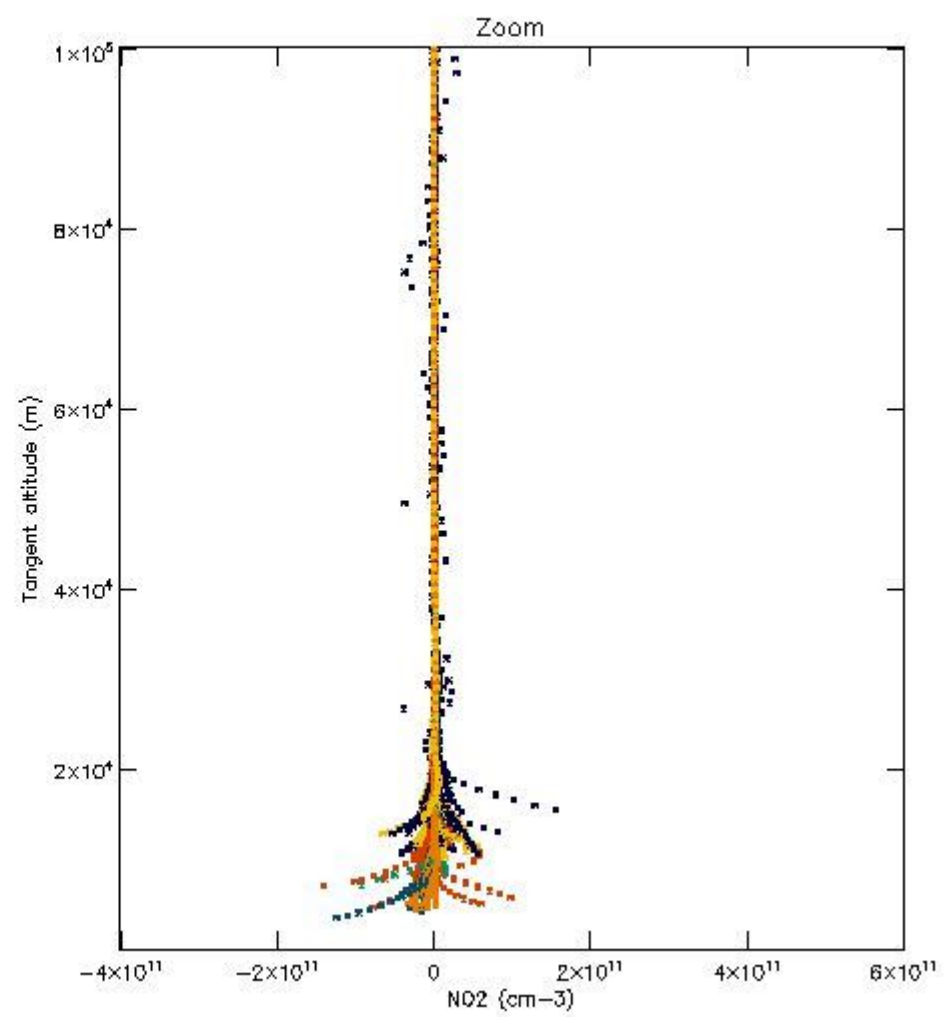
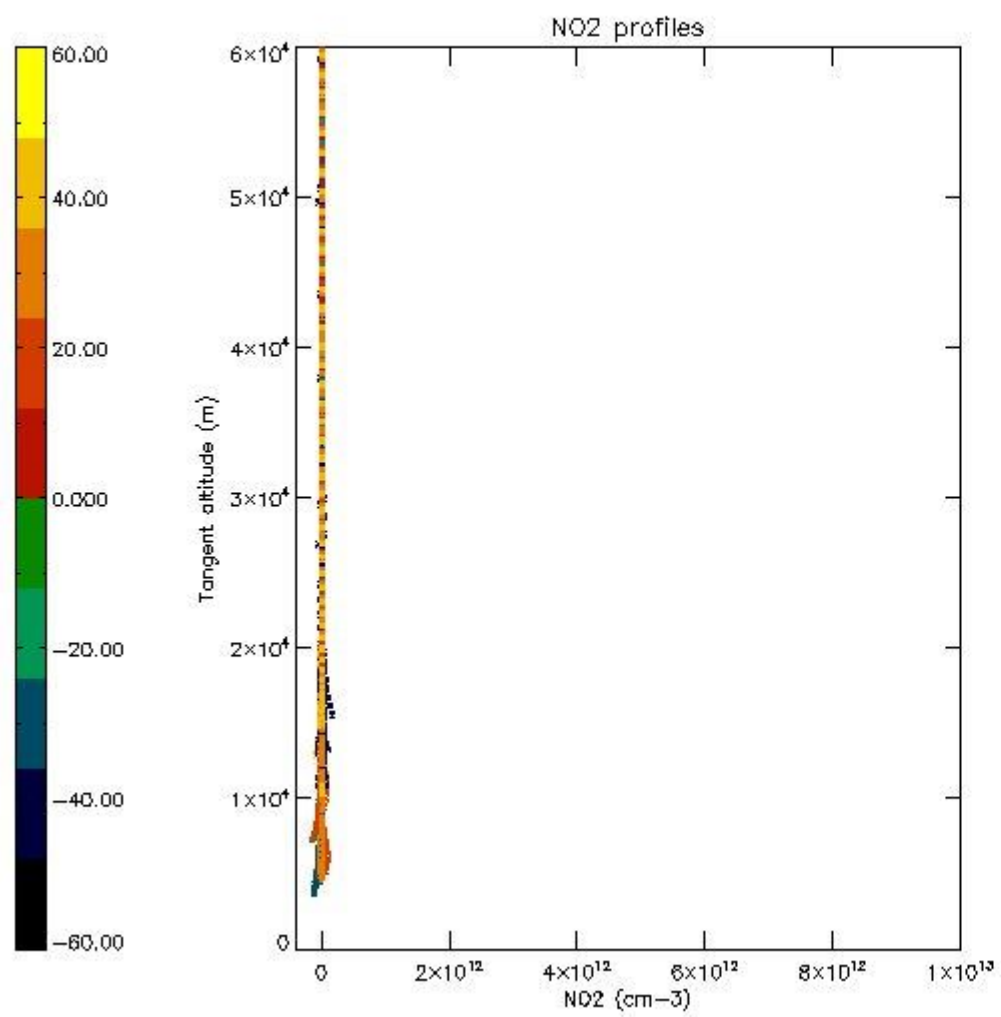
*5.5 Plot ozone profiles where STD < 5% (dark without errors)*

The colorbar represents the latitude.



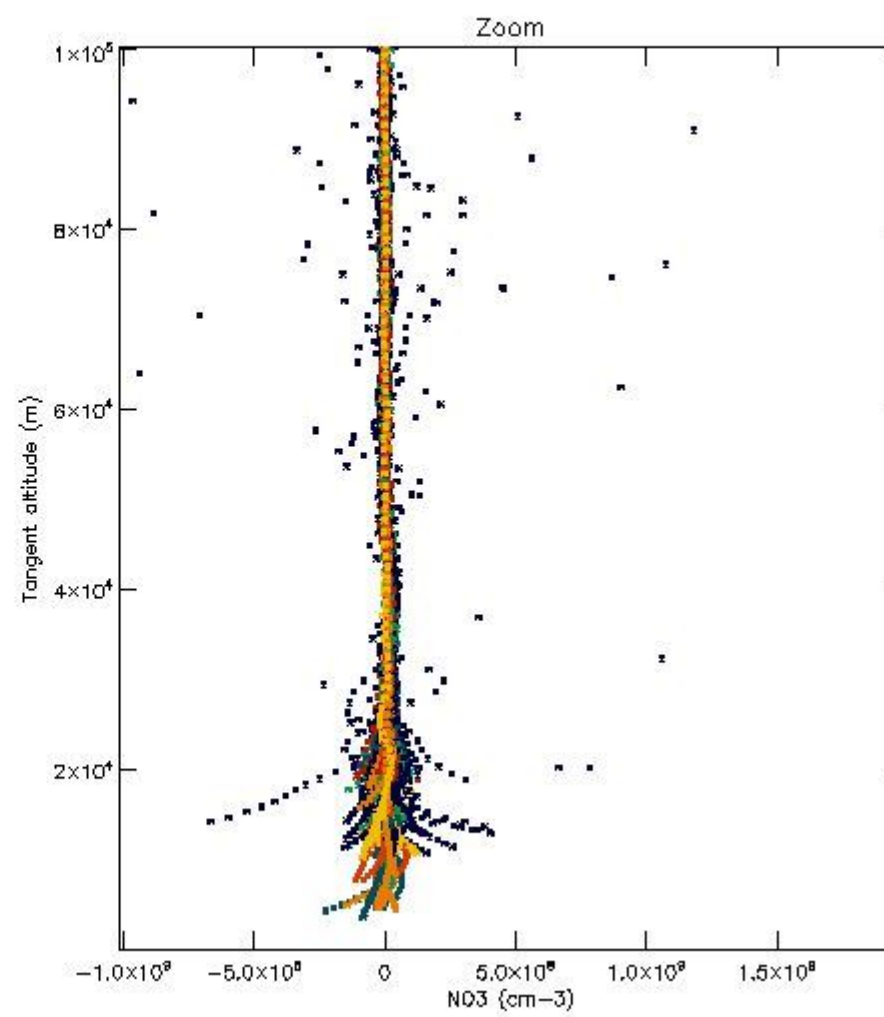
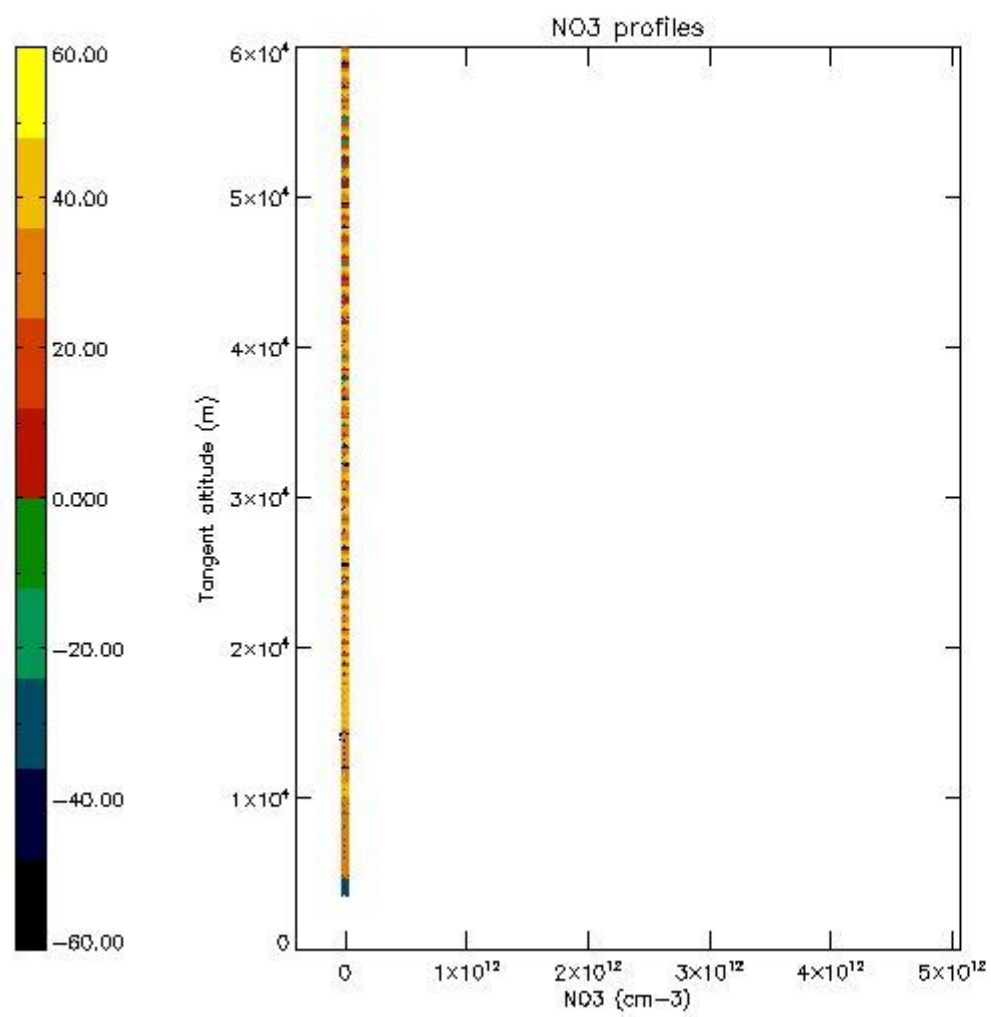
*5.6 Plot NO<sub>2</sub> profiles for all STD (dark without errors)*

The colorbar represents the latitude.



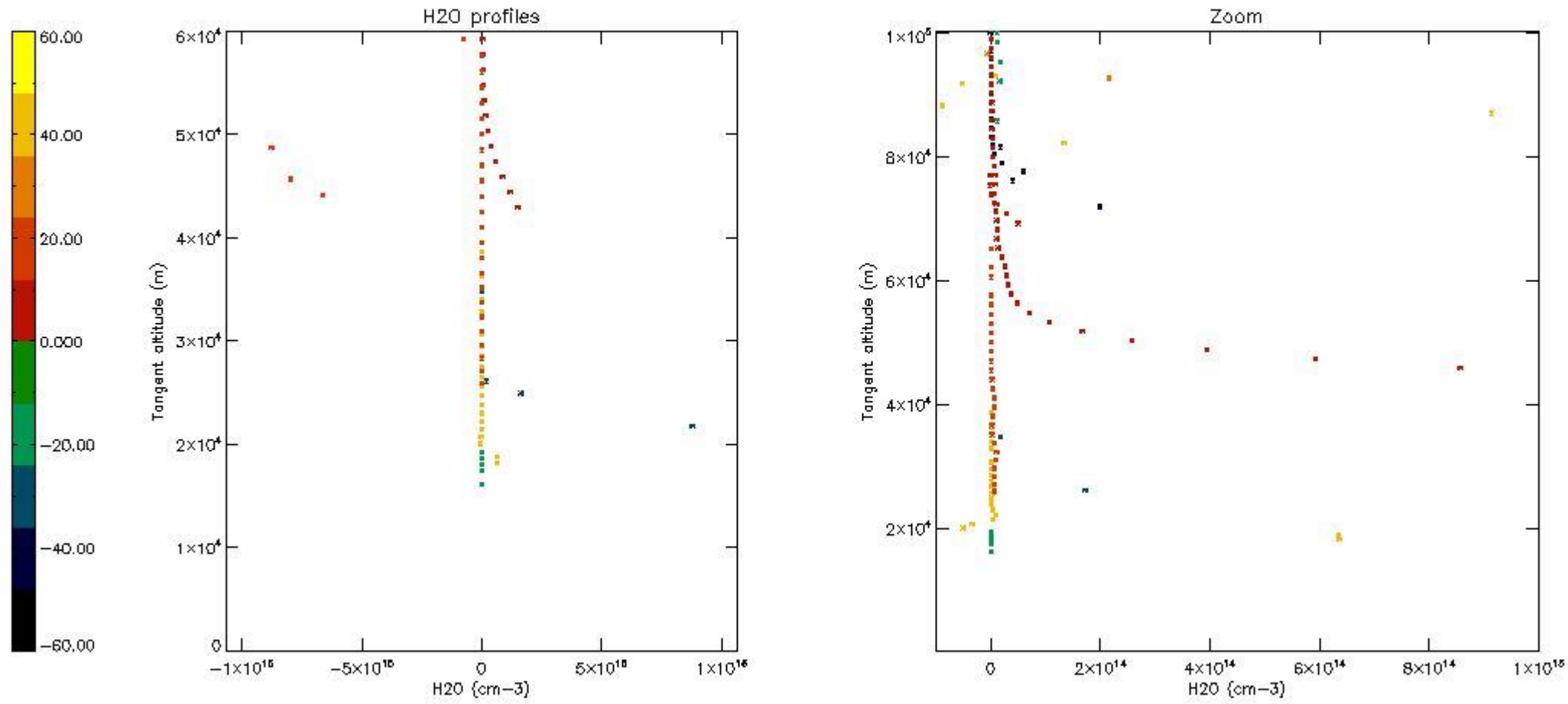
*5.7 Plot NO3 profiles for all STD (dark without errors)*

The colorbar represents the latitude.



*5.8 Plot H2O profiles for all STD (only for occultations of stars 1,2,3,4,13,14,16,26,63 dark without errors)*

The colorbar represents the latitude.



## 6. Auxiliary Data Files used for the production reported in section 2

The number reported in the third column indicates since which file (see list in section 2) the corresponding auxiliary file has been used. The fourth column is the date of those product files.

Type	Auxiliary Filename	Used since product	Used since product date
INST_PHYS_CHARACTERISTICS	GOM_INS_AXNIEC20050627_150440_20020301_000000_20100101_000000	1	16-DEC-2002 00:01:43
LEVEL-2_PROC_CONFIG	GOM_PR2_AXVIEC20091111_152718_20020301_000000_20500101_000000	1	16-DEC-2002 00:01:43
CROSS_SECTIONS_FILE	GOM_CRS_AXVIEC20091111_154832_20020301_000000_20500101_000000	1	16-DEC-2002 00:01:43

# GOMOS Level 2 Daily Report

## SUMMARY

### [1. General Info](#)

### [2. Summary of processed GOM\\_NL\\_2P products](#)

### [3. Level 2 Quality information per product](#)

#### [3.1 Plot of level 2 quality information per product \(time dependant\)](#)

#### [3.2 Plot of level 2 quality information per product \(world map\)](#)

### [4. Level 1 Quality information per product \(stored on level 2 products\)](#)

#### [4.1 Plot of level 1 quality information per product \(time dependant\)](#)

##### [4.1.1 Plot of level 1 quality information per product \(time dependant\): ASCENDING](#)

##### [4.1.2 Plot of level 1 quality information per product \(time dependant\): DESCENDING](#)

#### [4.2 Plot of level 1 quality information per product \(world map\)](#)

##### [4.2.1 Plot of level 1 quality information per product \(world map\): ASCENDING](#)

##### [4.2.2 Plot of level 1 quality information per product \(world map\): DESCENDING](#)

### [5. Ozone profiles based on quality statistics and other trace gas profiles](#)

#### [5.1 Ozone statistics based on quality of products](#)

#### [5.2 Plot ozone profiles for all STD \(dark without errors\)](#)

#### [5.3 Plot ozone profiles where STD < 20% \(dark without errors\)](#)

#### [5.4. Plot ozone profiles where STD < 10% \(dark without errors\)](#)

#### [5.5. Plot ozone profiles where STD < 5% \(dark without errors\)](#)

#### [5.6 Plot NO2 profiles for all STD \(dark without errors\)](#)

#### [5.7 Plot NO3 profiles for all STD \(dark without errors\)](#)

#### [5.8 Plot H2O profiles \(only for occultations of stars 1,2,3,4,13,14,16,26,63 dark without errors\) for all STD](#)

### [6. Auxiliary Data Files used for the production reported in section 2](#)



This report presents the daily analysis on parameters extracted from GOMOS level 2 data (GOM\_NL\_\_2P). It is intended to monitor some important parameters that will impact the quality of these products. A list of level 2 products (and content) that have arrived during the reporting day to the PCF is also given.

Item	Value
Time of report generation	17APR2013 21:24:33
Data source version	GOMOS/6.01
Start time of products	16-12-2002 (16DEC2002 00:00:00)
Stop time of products	17-12-2002 (17DEC2002 00:00:00)
Store outputs in DB	Yes
Nb of level 2 prods	510
Nb of prods with errors	0

## 2. Summary of processed GOM\_NL\_\_2P products.

Nr	Filename	UTC Start time	Limb	Duration	Star Id	Star Name	Star Mag	Star Temp	Nb Meas	Orbit	Prod. error
1	GOM_NL__2PRFIN20021216_000143_00000502012_00088_04150_0317.N1	16-DEC-2002 00:01:43	Dark	50.000	41	Eps Car	1.8600	4100.0	100	4150	No
2	GOM_NL__2PRFIN20021216_000428_00000512012_00088_04150_0318.N1	16-DEC-2002 00:04:28	Dark	51.000	34	Gam2Vel	1.7930	23000.	102	4150	No
3	GOM_NL__2PRFIN20021216_000635_00000542012_00088_04150_0319.N1	16-DEC-2002 00:06:35	Dark	53.500	70	Zet Pup	2.2460	39000.	107	4150	No
4	GOM_NL__2PRFIN20021216_000919_00000572012_00088_04150_0320.N1	16-DEC-2002 00:09:19	Dark	56.500	117	Pi Pup	2.7060	3800.0	113	4150	No
5	GOM_NL__2PRFIN20021216_001236_00000562012_00088_04150_0321.N1	16-DEC-2002 00:12:36	Straylight	56.000	23	21Eps CMa	1.5020	26000.	112	4150	No
6	GOM_NL__2PRFIN20021216_001424_00000572012_00088_04150_0322.N1	16-DEC-2002 00:14:24	Straylight	56.500	179	24Omi2CMa	3.0320	24000.	113	4150	No
7	GOM_NL__2PRFIN20021216_001727_00000682012_00088_04150_0323.N1	16-DEC-2002 00:17:27	Straylight	67.500	1	9Alp CMa	-1.4400	11000.	135	4150	No
8	GOM_NL__2PRFIN20021216_002012_00000502012_00088_04150_0324.N1	16-DEC-2002 00:20:12	Straylight	50.000	56	53Kap Ori	2.0650	30000.	100	4150	No
9	GOM_NL__2PRFIN20021216_002245_00000542012_00088_04150_0325.N1	16-DEC-2002 00:22:45	Straylight	53.500	33	50Zet Ori	1.7660	30000.	107	4150	No
10	GOM_NL__2PRFIN20021216_002521_00000522012_00088_04150_0326.N1	16-DEC-2002 00:25:21	Tw_i_and_stray	51.500	27	24Gam Ori	1.6360	26000.	103	4150	No
11	GOM_NL__2PRFIN20021216_002803_00000542012_00088_04150_0327.N1	16-DEC-2002 00:28:03	Tw_i_and_stray	54.000	13	87Alp Tau	0.86700	3800.0	108	4150	No
12	GOM_NL__2PRFIN20021216_003014_00000392012_00088_04150_0328.N1	16-DEC-2002 00:30:14	Bright	38.500	146	25Eta Tau	2.8730	15200.	77	4150	No
13	GOM_NL__2PRFIN20021216_003223_00000382012_00088_04150_0329.N1	16-DEC-2002 00:32:23	Bright	38.000	150	44Zet Per	2.8900	28000.	76	4150	No
14	GOM_NL__2PRFIN20021216_003442_00000372012_00088_04150_0330.N1	16-DEC-2002 00:34:42	Bright	37.000	149	45Eps Per	2.8880	30000.	74	4150	No
15	GOM_NL__2PRFIN20021216_003653_00000362012_00088_04150_0331.N1	16-DEC-2002 00:36:53	Bright	35.500	175	39Del Per	3.0100	19400.	71	4150	No
16	GOM_NL__2PRFIN20021216_003838_00000382012_00088_04150_0332.N1	16-DEC-2002 00:38:38	Bright	38.000	160	23Gam Per	2.9300	4700.0	76	4150	No
17	GOM_NL__2PRFIN20021216_004150_00000382012_00088_04150_0333.N1	16-DEC-2002 00:41:50	Bright	37.500	110	37Del Cas	2.6780	8900.0	75	4150	No
18	GOM_NL__2PRFIN20021216_004833_00000402012_00088_04150_0334.N1	16-DEC-2002 00:48:33	Bright	39.500	49	1Alp UMi	1.9900	6300.0	79	4150	No
19	GOM_NL__2PRFIN20021216_005317_00000412012_00088_04150_0335.N1	16-DEC-2002 00:53:17	Bright	40.500	60	7Bet UMi	2.0810	3950.0	81	4150	No
20	GOM_NL__2PRFIN20021216_005509_00000532012_00088_04150_0336.N1	16-DEC-2002 00:55:09	Bright	52.500	82	48Bet UMa	2.3650	10600.	105	4150	No
21	GOM_NL__2PRFIN20021216_005757_00000442012_00088_04150_0337.N1	16-DEC-2002 00:57:57	Bright	44.000	32	77Eps UMa	1.7630	11000.	88	4150	No
22	GOM_NL__2PRFIN20021216_010030_00000422012_00088_04150_0338.N1	16-DEC-2002 01:00:30	Bright	42.000	39	85Eta UMa	1.8540	24000.	84	4150	No
23	GOM_NL__2PRFIN20021216_010348_00000432012_00088_04150_0339.N1	16-DEC-2002 01:03:48	Bright	43.000	180	27Gam Boo	3.0400	8000.0	86	4150	No
24	GOM_NL__2PRFIN20021216_010703_00000382012_00088_04150_0340.N1	16-DEC-2002 01:07:03	Bright	38.000	83		2.3780	11000.	76	4150	No
25	GOM_NL__2PRFIN20021216_011022_00000452012_00088_04150_0341.N1	16-DEC-2002 01:10:22	Bright	44.500	111	8Eta Boo	2.6800	6000.0	89	4150	No
26	GOM_NL__2PRFIN20021216_011419_00000542012_00088_04150_0342.N1	16-DEC-2002 01:14:19	Bright	53.500	138	47Eps Vir	2.8280	4700.0	107	4150	No
27	GOM_NL__2PRFIN20021216_012017_00000562012_00088_04150_0343.N1	16-DEC-2002 01:20:17	Tw_i_and_stray	55.500	15	67Alp Vir	0.97600	28000.	111	4150	No
28	GOM_NL__2PRFIN20021216_012345_00000512012_00088_04150_0344.N1	16-DEC-2002 01:23:45	Dark	50.500	169	46Gam Hya	2.9910	4700.0	101	4150	No
29	GOM_NL__2PRFIN20021216_012529_00000452012_00088_04150_0345.N1	16-DEC-2002 01:25:29	Dark	45.000	54	5The Cen	2.0550	4500.0	90	4150	No
30	GOM_NL__2PRFIN20021216_012739_00000382012_00088_04150_0346.N1	16-DEC-2002 01:27:39	Dark	37.500	78	Alp Lup	2.3040	28000.	75	4150	No
31	GOM_NL__2PRFIN20021216_013114_00000432012_00088_04150_0347.N1	16-DEC-2002 01:31:14	Dark	42.500	4	Alp1Cen	-0.010000	5800.0	85	4150	No
32	GOM_NL__2PRFIN20021216_013259_00000432012_00089_04151_0291.N1	16-DEC-2002 01:32:59	Dark	43.000	20	Bet Cru	1.2530	30000.	86	4151	No
33	GOM_NL__2PRFIN20021216_013502_00000372012_00089_04151_0292.N1	16-DEC-2002 01:35:02	Dark	37.000	112	Alp Mus	2.6880	26000.	74	4151	No
34	GOM_NL__2PRFIN20021216_013904_00000412012_00089_04151_0293.N1	16-DEC-2002 01:39:04	Dark	40.500	159	Ups Car	2.9200	7200.0	81	4151	No
35	GOM_NL__2PRFIN20021216_014025_00000432012_00089_04151_0294.N1	16-DEC-2002 01:40:25	Dark	43.000	71	Iot Car	2.2460	7700.0	86	4151	No
36	GOM_NL__2PRFIN20021216_014219_00000552012_00089_04151_0295.N1	16-DEC-2002 01:42:19	Dark	55.000	41	Eps Car	1.8600	4100.0	110	4151	No
37	GOM_NL__2PRFIN20021216_014505_00000512012_00089_04151_0296.N1	16-DEC-2002 01:45:05	Dark	50.500	34	Gam2Vel	1.7930	23000.	101	4151	No
38	GOM_NL__2PRFIN20021216_014712_00000552012_00089_04151_0297.N1	16-DEC-2002 01:47:12	Dark	54.500	70	Zet Pup	2.2460	39000.	109	4151	No
39	GOM_NL__2PRFIN20021216_014956_00000562012_00089_04151_0298.N1	16-DEC-2002 01:49:56	Dark	56.000	117	Pi Pup	2.7060	3800.0	112	4151	No
40	GOM_NL__2PRFIN20021216_015313_00000562012_00089_04151_0299.N1	16-DEC-2002 01:53:13	Straylight	56.000	23	21Eps CMa	1.5020	26000.	112	4151	No
41	GOM_NL__2PRFIN20021216_015501_00000592012_00089_04151_0300.N1	16-DEC-2002 01:55:01	Straylight	58.500	179	24Omi2CMa	3.0320	24000.	117	4151	No
42	GOM_NL__2PRFIN20021216_015804_00000682012_00089_04151_0301.N1	16-DEC-2002 01:58:04	Straylight	67.500	1	9Alp CMa	-1.4400	11000.	135	4151	No

43	GOM_NL__2PRFIN20021216_020048_00000512012_00089_04151_0302.N1	16-DEC-2002 02:00:48	Straylight	51.000	56	53Kap Ori	2.0650	30000.	102	4151	No
44	GOM_NL__2PRFIN20021216_020322_00000532012_00089_04151_0303.N1	16-DEC-2002 02:03:22	Straylight	52.500	33	50Zet Ori	1.7660	30000.	105	4151	No
45	GOM_NL__2PRFIN20021216_020557_00000522012_00089_04151_0304.N1	16-DEC-2002 02:05:57	Tw_i_and_stray	52.000	27	24Gam Ori	1.6360	26000.	104	4151	No
46	GOM_NL__2PRFIN20021216_020840_00000542012_00089_04151_0305.N1	16-DEC-2002 02:08:40	Tw_i_and_stray	54.000	13	87Alp Tau	0.86700	3800.0	108	4151	No
47	GOM_NL__2PRFIN20021216_021050_00000382012_00089_04151_0306.N1	16-DEC-2002 02:10:50	Bright	38.000	146	25Eta Tau	2.8730	15200.	76	4151	No
48	GOM_NL__2PRFIN20021216_021300_00000382012_00089_04151_0307.N1	16-DEC-2002 02:13:00	Bright	38.000	150	44Zet Per	2.8900	28000.	76	4151	No
49	GOM_NL__2PRFIN20021216_021517_00000372012_00089_04151_0308.N1	16-DEC-2002 02:15:17	Bright	36.500	149	45Eps Per	2.8880	30000.	73	4151	No
50	GOM_NL__2PRFIN20021216_021729_00000372012_00089_04151_0309.N1	16-DEC-2002 02:17:29	Bright	36.500	175	39Del Per	3.0100	19400.	73	4151	No
51	GOM_NL__2PRFIN20021216_021915_00000372012_00089_04151_0310.N1	16-DEC-2002 02:19:15	Bright	37.000	160	23Gam Per	2.9300	4700.0	74	4151	No
52	GOM_NL__2PRFIN20021216_022227_00000362012_00089_04151_0311.N1	16-DEC-2002 02:22:27	Bright	36.000	110	37Del Cas	2.6780	8900.0	72	4151	No
53	GOM_NL__2PRFIN20021216_022909_00000372012_00089_04151_0312.N1	16-DEC-2002 02:29:09	Bright	36.500	49	1Alp UMi	1.9900	6300.0	73	4151	No
54	GOM_NL__2PRFIN20021216_023353_00000402012_00089_04151_0313.N1	16-DEC-2002 02:33:53	Bright	39.500	60	7Bet UMi	2.0810	3950.0	79	4151	No
55	GOM_NL__2PRFIN20021216_023544_00000522012_00089_04151_0314.N1	16-DEC-2002 02:35:44	Bright	52.000	82	48Bet UMa	2.3650	10600.	104	4151	No
56	GOM_NL__2PRFIN20021216_023832_00000452012_00089_04151_0315.N1	16-DEC-2002 02:38:32	Bright	44.500	32	77Eps UMa	1.7630	11000.	89	4151	No
57	GOM_NL__2PRFIN20021216_024104_00000412012_00089_04151_0316.N1	16-DEC-2002 02:41:04	Bright	41.000	39	85Eta UMa	1.8540	24000.	82	4151	No
58	GOM_NL__2PRFIN20021216_024424_00000412012_00089_04151_0317.N1	16-DEC-2002 02:44:24	Bright	41.000	180	27Gam Boo	3.0400	8000.0	82	4151	No
59	GOM_NL__2PRFIN20021216_024739_00000392012_00089_04151_0318.N1	16-DEC-2002 02:47:39	Bright	39.000	83		2.3780	11000.	78	4151	No
60	GOM_NL__2PRFIN20021216_025058_00000602012_00089_04151_0319.N1	16-DEC-2002 02:50:58	Bright	60.000	111	8Eta Boo	2.6800	6000.0	120	4151	No
61	GOM_NL__2PRFIN20021216_025455_00000552012_00089_04151_0320.N1	16-DEC-2002 02:54:55	Bright	55.000	138	47Eps Vir	2.8280	4700.0	110	4151	No
62	GOM_NL__2PRFIN20021216_030054_00000532012_00089_04151_0321.N1	16-DEC-2002 03:00:54	Tw_i_and_stray	53.000	15	67Alp Vir	0.97600	28000.	106	4151	No
63	GOM_NL__2PRFIN20021216_030424_00000502012_00089_04151_0322.N1	16-DEC-2002 03:04:24	Dark	49.500	169	46Gam Hya	2.9910	4700.0	99	4151	No
64	GOM_NL__2PRFIN20021216_030605_00000442012_00089_04151_0323.N1	16-DEC-2002 03:06:05	Dark	44.000	54	5The Cen	2.0550	4500.0	88	4151	No
65	GOM_NL__2PRFIN20021216_030815_00000372012_00089_04151_0324.N1	16-DEC-2002 03:08:15	Dark	37.000	78	Alp Lup	2.3040	28000.	74	4151	No
66	GOM_NL__2PRFIN20021216_031150_00000522012_00089_04151_0325.N1	16-DEC-2002 03:11:50	Dark	51.500	4	Alp1Cen	-0.010000	5800.0	103	4151	No
67	GOM_NL__2PRFIN20021216_031336_00000492012_00090_04152_0292.N1	16-DEC-2002 03:13:36	Dark	48.500	20	Bet Cru	1.2530	30000.	97	4152	No
68	GOM_NL__2PRFIN20021216_031538_00000382012_00090_04152_0293.N1	16-DEC-2002 03:15:38	Dark	37.500	112	Alp Mus	2.6880	26000.	75	4152	No
69	GOM_NL__2PRFIN20021216_031940_00000402012_00090_04152_0294.N1	16-DEC-2002 03:19:40	Dark	40.000	159	Ups Car	2.9200	7200.0	80	4152	No
70	GOM_NL__2PRFIN20021216_032100_00000492012_00090_04152_0295.N1	16-DEC-2002 03:21:00	Dark	49.000	71	lot Car	2.2460	7700.0	98	4152	No
71	GOM_NL__2PRFIN20021216_032256_00000562012_00090_04152_0296.N1	16-DEC-2002 03:22:56	Dark	56.000	41	Eps Car	1.8600	4100.0	112	4152	No
72	GOM_NL__2PRFIN20021216_032541_00000492012_00090_04152_0297.N1	16-DEC-2002 03:25:41	Dark	48.500	34	Gam2Vel	1.7930	23000.	97	4152	No
73	GOM_NL__2PRFIN20021216_032749_00000552012_00090_04152_0298.N1	16-DEC-2002 03:27:49	Dark	55.000	70	Zet Pup	2.2460	39000.	110	4152	No
74	GOM_NL__2PRFIN20021216_033033_00000582012_00090_04152_0299.N1	16-DEC-2002 03:30:33	Dark	57.500	117	Pi Pup	2.7060	3800.0	115	4152	No
75	GOM_NL__2PRFIN20021216_033349_00000552012_00090_04152_0300.N1	16-DEC-2002 03:33:49	Straylight	54.500	23	21Eps CMa	1.5020	26000.	109	4152	No
76	GOM_NL__2PRFIN20021216_033537_00000592012_00090_04152_0301.N1	16-DEC-2002 03:35:37	Straylight	58.500	179	24Omi2CMa	3.0320	24000.	117	4152	No
77	GOM_NL__2PRFIN20021216_033841_00000692012_00090_04152_0302.N1	16-DEC-2002 03:38:41	Straylight	68.500	1	9Alp CMa	-1.4400	11000.	137	4152	No
78	GOM_NL__2PRFIN20021216_034124_00000492012_00090_04152_0303.N1	16-DEC-2002 03:41:24	Straylight	49.000	56	53Kap Ori	2.0650	30000.	98	4152	No
79	GOM_NL__2PRFIN20021216_034357_00000522012_00090_04152_0304.N1	16-DEC-2002 03:43:57	Straylight	52.000	33	50Zet Ori	1.7660	30000.	104	4152	No
80	GOM_NL__2PRFIN20021216_034632_00000502012_00090_04152_0305.N1	16-DEC-2002 03:46:32	Tw_i_and_stray	49.500	27	24Gam Ori	1.6360	26000.	99	4152	No
81	GOM_NL__2PRFIN20021216_034915_00000512012_00090_04152_0306.N1	16-DEC-2002 03:49:15	Tw_i_and_stray	51.000	13	87Alp Tau	0.86700	3800.0	102	4152	No
82	GOM_NL__2PRFIN20021216_035127_00000382012_00090_04152_0307.N1	16-DEC-2002 03:51:27	Bright	37.500	146	25Eta Tau	2.8730	15200.	75	4152	No
83	GOM_NL__2PRFIN20021216_035336_00000382012_00090_04152_0308.N1	16-DEC-2002 03:53:36	Bright	37.500	150	44Zet Per	2.8900	28000.	75	4152	No
84	GOM_NL__2PRFIN20021216_035554_00000372012_00090_04152_0309.N1	16-DEC-2002 03:55:54	Bright	37.000	149	45Eps Per	2.8880	30000.	74	4152	No
85	GOM_NL__2PRFIN20021216_035805_00000362012_00090_04152_0310.N1	16-DEC-2002 03:58:05	Bright	35.500	175	39Del Per	3.0100	19400.	71	4152	No
86	GOM_NL__2PRFIN20021216_035950_00000382012_00090_04152_0311.N1	16-DEC-2002 03:59:50	Bright	37.500	160	23Gam Per	2.9300	4700.0	75	4152	No
87	GOM_NL__2PRFIN20021216_040303_00000372012_00090_04152_0312.N1	16-DEC-2002 04:03:03	Bright	36.500	110	37Del Cas	2.6780	8900.0	73	4152	No
88	GOM_NL__2PRFIN20021216_040947_00000372012_00090_04152_0313.N1	16-DEC-2002 04:09:47	Bright	36.500	49	1Alp UMi	1.9900	6300.0	73	4152	No
89	GOM_NL__2PRFIN20021216_041427_00000412012_00090_04152_0314.N1	16-DEC-2002 04:14:27	Bright	41.000	60	7Bet UMi	2.0810	3950.0	82	4152	No
90	GOM_NL__2PRFIN20021216_041620_00000542012_00090_04152_0315.N1	16-DEC-2002 04:16:20	Bright	53.500	82	48Bet UMa	2.3650	10600.	107	4152	No
91	GOM_NL__2PRFIN20021216_041907_00000442012_00090_04152_0316.N1	16-DEC-2002 04:19:07	Bright	44.000	32	77Eps UMa	1.7630	11000.	88	4152	No
92	GOM_NL__2PRFIN20021216_042142_00000422012_00090_04152_0317.N1	16-DEC-2002 04:21:42	Bright	41.500	39	85Eta UMa	1.8540	24000.	83	4152	No
93	GOM_NL__2PRFIN20021216_042503_00000402012_00090_04152_0318.N1	16-DEC-2002 04:25:03	Bright	39.500	180	27Gam Boo	3.0400	8000.0	79	4152	No
94	GOM_NL__2PRFIN20021216_042813_00000412012_00090_04152_0319.N1	16-DEC-2002 04:28:13	Bright	40.500	83		2.3780	11000.	81	4152	No
95	GOM_NL__2PRFIN20021216_043135_00000432012_00090_04152_0320.N1	16-DEC-2002 04:31:35	Bright	42.500	111	8Eta Boo	2.6800	6000.0	85	4152	No
96	GOM_NL__2PRFIN20021216_043533_00000742012_00090_04152_0321.N1	16-DEC-2002 04:35:33	Bright	74.000	138	47Eps Vir	2.8280	4700.0	148	4152	No
97	GOM_NL__2PRFIN20021216_044128_00000572012_00090_04152_0322.N1	16-DEC-2002 04:41:28	Tw_i_and_stray	56.500	15	67Alp Vir	0.97600	28000.	113	4152	No
98	GOM_NL__2PRFIN20021216_044458_00000522012_00090_04152_0323.N1	16-DEC-2002 04:44:58	Dark	52.000	169	46Gam Hya	2.9910	4700.0	104	4152	No
99	GOM_NL__2PRFIN20021216_044641_00000442012_00090_04152_0324.N1	16-DEC-2002 04:46:41	Dark	43.500	54	5The Cen	2.0550	4500.0	87	4152	No
100	GOM_NL__2PRFIN20021216_044851_00000382012_00090_04152_0325.N1	16-DEC-2002 04:48:51	Dark	38.000	78	Alp Lup	2.3040	28000.	76	4152	No
101	GOM_NL__2PRFIN20021216_045227_00000512012_00090_04152_0326.N1	16-DEC-2002 04:52:27	Dark	50.500	4	Alp1Cen	-0.010000	5800.0	101	4152	No

102	GOM_NL__2PRFIN20021216_045412_000000492012_00091_04153_0314.N1	16-DEC-2002 04:54:12	Dark	48.500	20	Bet Cru	1.2530	30000.	97	4153	No
103	GOM_NL__2PRFIN20021216_045614_000000382012_00091_04153_0315.N1	16-DEC-2002 04:56:14	Dark	38.000	112	Alp Mus	2.6880	26000.	76	4153	No
104	GOM_NL__2PRFIN20021216_050017_000000402012_00091_04153_0316.N1	16-DEC-2002 05:00:17	Dark	39.500	159	Ups Car	2.9200	7200.0	79	4153	No
105	GOM_NL__2PRFIN20021216_050138_000000432012_00091_04153_0317.N1	16-DEC-2002 05:01:38	Dark	43.000	71	Iot Car	2.2460	7700.0	86	4153	No
106	GOM_NL__2PRFIN20021216_050332_000000452012_00091_04153_0318.N1	16-DEC-2002 05:03:32	Dark	44.500	41	Eps Car	1.8600	4100.0	89	4153	No
107	GOM_NL__2PRFIN20021216_050617_000000532012_00091_04153_0319.N1	16-DEC-2002 05:06:17	Dark	52.500	34	Gam2Vel	1.7930	23000.	105	4153	No
108	GOM_NL__2PRFIN20021216_050826_000000532012_00091_04153_0320.N1	16-DEC-2002 05:08:26	Dark	53.000	70	Zet Pup	2.2460	39000.	106	4153	No
109	GOM_NL__2PRFIN20021216_051109_000000532012_00091_04153_0321.N1	16-DEC-2002 05:11:09	Dark	52.500	117	Pi Pup	2.7060	3800.0	105	4153	No
110	GOM_NL__2PRFIN20021216_051425_000000582012_00091_04153_0322.N1	16-DEC-2002 05:14:25	Straylight	57.500	23	21Eps CMa	1.5020	26000.	115	4153	No
111	GOM_NL__2PRFIN20021216_051613_000000572012_00091_04153_0323.N1	16-DEC-2002 05:16:13	Straylight	57.000	179	24Omi2CMa	3.0320	24000.	114	4153	No
112	GOM_NL__2PRFIN20021216_051917_000000682012_00091_04153_0324.N1	16-DEC-2002 05:19:17	Straylight	68.000	1	9Alp CMa	-1.4400	11000.	136	4153	No
113	GOM_NL__2PRFIN20021216_052200_000000502012_00091_04153_0325.N1	16-DEC-2002 05:22:00	Straylight	49.500	56	53Kap Ori	2.0650	30000.	99	4153	No
114	GOM_NL__2PRFIN20021216_052433_000000512012_00091_04153_0326.N1	16-DEC-2002 05:24:33	Straylight	51.000	33	50Zet Ori	1.7660	30000.	102	4153	No
115	GOM_NL__2PRFIN20021216_052708_000000522012_00091_04153_0327.N1	16-DEC-2002 05:27:08	Twi_and_stray	52.000	27	24Gam Ori	1.6360	26000.	104	4153	No
116	GOM_NL__2PRFIN20021216_052951_000000532012_00091_04153_0328.N1	16-DEC-2002 05:29:51	Twi_and_stray	52.500	13	87Alp Tau	0.86700	3800.0	105	4153	No
117	GOM_NL__2PRFIN20021216_053202_000000402012_00091_04153_0329.N1	16-DEC-2002 05:32:02	Bright	40.000	146	25Eta Tau	2.8730	15200.	80	4153	No
118	GOM_NL__2PRFIN20021216_053412_000000392012_00091_04153_0330.N1	16-DEC-2002 05:34:12	Bright	38.500	150	44Zet Per	2.8900	28000.	77	4153	No
119	GOM_NL__2PRFIN20021216_053630_000000372012_00091_04153_0331.N1	16-DEC-2002 05:36:30	Bright	37.000	149	45Eps Per	2.8880	30000.	74	4153	No
120	GOM_NL__2PRFIN20021216_053841_000000362012_00091_04153_0332.N1	16-DEC-2002 05:38:41	Bright	36.000	175	39Del Per	3.0100	19400.	72	4153	No
121	GOM_NL__2PRFIN20021216_054026_000000382012_00091_04153_0333.N1	16-DEC-2002 05:40:26	Bright	38.000	160	23Gam Per	2.9300	4700.0	76	4153	No
122	GOM_NL__2PRFIN20021216_054339_000000372012_00091_04153_0334.N1	16-DEC-2002 05:43:39	Bright	37.000	110	37Del Cas	2.6780	8900.0	74	4153	No
123	GOM_NL__2PRFIN20021216_055023_000000372012_00091_04153_0335.N1	16-DEC-2002 05:50:23	Bright	37.000	49	1Alp UMi	1.9900	6300.0	74	4153	No
124	GOM_NL__2PRFIN20021216_055505_000000382012_00091_04153_0336.N1	16-DEC-2002 05:55:05	Bright	37.500	60	7Bet UMi	2.0810	3950.0	75	4153	No
125	GOM_NL__2PRFIN20021216_055656_000000522012_00091_04153_0337.N1	16-DEC-2002 05:56:56	Bright	51.500	82	48Bet UMa	2.3650	10600.	103	4153	No
126	GOM_NL__2PRFIN20021216_055943_000000442012_00091_04153_0338.N1	16-DEC-2002 05:59:43	Bright	43.500	32	77Eps UMa	1.7630	11000.	87	4153	No
127	GOM_NL__2PRFIN20021216_060218_000000422012_00091_04153_0339.N1	16-DEC-2002 06:02:18	Bright	41.500	39	85Eta UMa	1.8540	24000.	83	4153	No
128	GOM_NL__2PRFIN20021216_060538_000000392012_00091_04153_0340.N1	16-DEC-2002 06:05:38	Bright	38.500	180	27Gam Boo	3.0400	8000.0	77	4153	No
129	GOM_NL__2PRFIN20021216_060851_000000402012_00091_04153_0341.N1	16-DEC-2002 06:08:51	Bright	39.500	83		2.3780	11000.	79	4153	No
130	GOM_NL__2PRFIN20021216_061211_000000432012_00091_04153_0342.N1	16-DEC-2002 06:12:11	Bright	42.500	111	8Eta Boo	2.6800	6000.0	85	4153	No
131	GOM_NL__2PRFIN20021216_061610_000000572012_00091_04153_0343.N1	16-DEC-2002 06:16:10	Bright	57.000	138	47Eps Vir	2.8280	4700.0	114	4153	No
132	GOM_NL__2PRFIN20021216_062207_000000542012_00091_04153_0344.N1	16-DEC-2002 06:22:07	Twi_and_stray	54.000	15	67Alp Vir	0.97600	28000.	108	4153	No
133	GOM_NL__2PRFIN20021216_062537_000000532012_00091_04153_0345.N1	16-DEC-2002 06:25:37	Dark	52.500	169	46Gam Hya	2.9910	4700.0	105	4153	No
134	GOM_NL__2PRFIN20021216_062718_000000442012_00091_04153_0346.N1	16-DEC-2002 06:27:18	Dark	44.000	54	5The Cen	2.0550	4500.0	88	4153	No
135	GOM_NL__2PRFIN20021216_062927_000000382012_00091_04153_0347.N1	16-DEC-2002 06:29:27	Dark	38.000	78	Alp Lup	2.3040	28000.	76	4153	No
136	GOM_NL__2PRFIN20021216_063303_000000452012_00091_04153_0348.N1	16-DEC-2002 06:33:03	Dark	45.000	4	Alp1Cen	-0.010000	5800.0	90	4153	No
137	GOM_NL__2PRFIN20021216_063448_000000422012_00092_04154_9951.N1	16-DEC-2002 06:34:48	Dark	41.500	20	Bet Cru	1.2530	30000.	83	4154	No
138	GOM_NL__2PRFIN20021216_063650_000000382012_00092_04154_9952.N1	16-DEC-2002 06:36:50	Dark	38.000	112	Alp Mus	2.6880	26000.	76	4154	No
139	GOM_NL__2PRFIN20021216_064053_000000402012_00092_04154_9953.N1	16-DEC-2002 06:40:53	Dark	39.500	159	Ups Car	2.9200	7200.0	79	4154	No
140	GOM_NL__2PRFIN20021216_064214_000000442012_00092_04154_9954.N1	16-DEC-2002 06:42:14	Dark	43.500	71	Iot Car	2.2460	7700.0	87	4154	No
141	GOM_NL__2PRFIN20021216_064409_000000432012_00092_04154_9955.N1	16-DEC-2002 06:44:09	Dark	43.000	41	Eps Car	1.8600	4100.0	86	4154	No
142	GOM_NL__2PRFIN20021216_064654_000000482012_00092_04154_9956.N1	16-DEC-2002 06:46:54	Dark	48.000	34	Gam2Vel	1.7930	23000.	96	4154	No
143	GOM_NL__2PRFIN20021216_064902_000000522012_00092_04154_9957.N1	16-DEC-2002 06:49:02	Dark	51.500	70	Zet Pup	2.2460	39000.	103	4154	No
144	GOM_NL__2PRFIN20021216_065146_000000512012_00092_04154_9958.N1	16-DEC-2002 06:51:46	Dark	50.500	117	Pi Pup	2.7060	3800.0	101	4154	No
145	GOM_NL__2PRFIN20021216_065501_000000532012_00092_04154_9959.N1	16-DEC-2002 06:55:01	Straylight	53.000	23	21Eps CMa	1.5020	26000.	106	4154	No
146	GOM_NL__2PRFIN20021216_065649_000000562012_00092_04154_9960.N1	16-DEC-2002 06:56:49	Straylight	55.500	179	24Omi2CMa	3.0320	24000.	111	4154	No
147	GOM_NL__2PRFIN20021216_065953_000000662012_00092_04154_9961.N1	16-DEC-2002 06:59:53	Straylight	66.000	1	9Alp CMa	-1.4400	11000.	132	4154	No
148	GOM_NL__2PRFIN20021216_070236_000000522012_00092_04154_9962.N1	16-DEC-2002 07:02:36	Straylight	51.500	56	53Kap Ori	2.0650	30000.	103	4154	No
149	GOM_NL__2PRFIN20021216_070509_000000552012_00092_04154_9963.N1	16-DEC-2002 07:05:09	Straylight	55.000	33	50Zet Ori	1.7660	30000.	110	4154	No
150	GOM_NL__2PRFIN20021216_070743_000000512012_00092_04154_9964.N1	16-DEC-2002 07:07:43	Twi_and_stray	51.000	27	24Gam Ori	1.6360	26000.	102	4154	No
151	GOM_NL__2PRFIN20021216_071027_000000492012_00092_04154_9965.N1	16-DEC-2002 07:10:27	Twi_and_stray	49.000	13	87Alp Tau	0.86700	3800.0	98	4154	No
152	GOM_NL__2PRFIN20021216_071237_000000382012_00092_04154_9966.N1	16-DEC-2002 07:12:37	Bright	38.000	146	25Eta Tau	2.8730	15200.	76	4154	No
153	GOM_NL__2PRFIN20021216_071448_000000392012_00092_04154_9967.N1	16-DEC-2002 07:14:48	Bright	39.000	150	44Zet Per	2.8900	28000.	78	4154	No
154	GOM_NL__2PRFIN20021216_071705_000000372012_00092_04154_9968.N1	16-DEC-2002 07:17:05	Bright	36.500	149	45Eps Per	2.8880	30000.	73	4154	No
155	GOM_NL__2PRFIN20021216_071917_000000372012_00092_04154_9969.N1	16-DEC-2002 07:19:17	Bright	36.500	175	39Del Per	3.0100	19400.	73	4154	No
156	GOM_NL__2PRFIN20021216_072103_000000372012_00092_04154_9970.N1	16-DEC-2002 07:21:03	Bright	37.000	160	23Gam Per	2.9300	4700.0	74	4154	No
157	GOM_NL__2PRFIN20021216_072416_000000362012_00092_04154_9971.N1	16-DEC-2002 07:24:16	Bright	36.000	110	37Del Cas	2.6780	8900.0	72	4154	No
158	GOM_NL__2PRFIN20021216_073059_000000382012_00092_04154_9972.N1	16-DEC-2002 07:30:59	Bright	37.500	49	1Alp UMi	1.9900	6300.0	75	4154	No
159	GOM_NL__2PRFIN20021216_073542_000000372012_00092_04154_9973.N1	16-DEC-2002 07:35:42	Bright	37.000	60	7Bet UMi	2.0810	3950.0	74	4154	No
160	GOM_NL__2PRFIN20021216_073731_000000522012_00092_04154_9974.N1	16-DEC-2002 07:37:31	Bright	51.500	82	48Bet UMa	2.3650	10600.	103	4154	No

161	GOM_NL__2PRFIN20021216_074019_000000442012_00092_04154_9975.N1	16-DEC-2002 07:40:19	Bright	44.000	32	77Eps UMa	1.7630	11000.	88	4154	No
162	GOM_NL__2PRFIN20021216_074255_000000422012_00092_04154_9976.N1	16-DEC-2002 07:42:55	Bright	41.500	39	85Eta UMa	1.8540	24000.	83	4154	No
163	GOM_NL__2PRFIN20021216_074615_000000392012_00092_04154_9977.N1	16-DEC-2002 07:46:15	Bright	38.500	180	27Gam Boo	3.0400	8000.0	77	4154	No
164	GOM_NL__2PRFIN20021216_074928_000000472012_00092_04154_9978.N1	16-DEC-2002 07:49:28	Bright	46.500	83		2.3780	11000.	93	4154	No
165	GOM_NL__2PRFIN20021216_075248_000000432012_00092_04154_9979.N1	16-DEC-2002 07:52:48	Bright	43.000	111	8Eta Boo	2.6800	6000.0	86	4154	No
166	GOM_NL__2PRFIN20021216_075647_000000532012_00092_04154_9980.N1	16-DEC-2002 07:56:47	Bright	52.500	138	47Eps Vir	2.8280	4700.0	105	4154	No
167	GOM_NL__2PRFIN20021216_080244_000000532012_00092_04154_9981.N1	16-DEC-2002 08:02:44	Twi_and_stray	53.000	15	67Alp Vir	0.97600	28000.	106	4154	No
168	GOM_NL__2PRFIN20021216_080615_000000492012_00092_04154_9982.N1	16-DEC-2002 08:06:15	Dark	48.500	169	46Gam Hya	2.9910	4700.0	97	4154	No
169	GOM_NL__2PRFIN20021216_080754_000000432012_00092_04154_9983.N1	16-DEC-2002 08:07:54	Dark	43.000	54	5The Cen	2.0550	4500.0	86	4154	No
170	GOM_NL__2PRFIN20021216_081004_000000392012_00092_04154_9984.N1	16-DEC-2002 08:10:04	Dark	39.000	78	Alp Lup	2.3040	28000.	78	4154	No
171	GOM_NL__2PRFIN20021216_081339_000000472012_00092_04154_9985.N1	16-DEC-2002 08:13:39	Dark	47.000	4	Alp1Cen	-0.010000	5800.0	94	4154	No
172	GOM_NL__2PRFIN20021216_081525_000000462012_00093_04155_9956.N1	16-DEC-2002 08:15:25	Dark	46.000	20	Bet Cru	1.2530	30000.	92	4155	No
173	GOM_NL__2PRFIN20021216_081726_000000372012_00093_04155_9957.N1	16-DEC-2002 08:17:26	Dark	37.000	112	Alp Mus	2.6880	26000.	74	4155	No
174	GOM_NL__2PRFIN20021216_082129_000000412012_00093_04155_9958.N1	16-DEC-2002 08:21:29	Dark	40.500	159	Ups Car	2.9200	7200.0	81	4155	No
175	GOM_NL__2PRFIN20021216_082250_000000452012_00093_04155_9959.N1	16-DEC-2002 08:22:50	Dark	44.500	71	Iot Car	2.2460	7700.0	89	4155	No
176	GOM_NL__2PRFIN20021216_082444_000000572012_00093_04155_9960.N1	16-DEC-2002 08:24:44	Dark	57.000	41	Eps Car	1.8600	4100.0	114	4155	No
177	GOM_NL__2PRFIN20021216_082728_000000522012_00093_04155_9961.N1	16-DEC-2002 08:27:28	Dark	52.000	34	Gam2Vel	1.7930	23000.	104	4155	No
178	GOM_NL__2PRFIN20021216_082938_000000492012_00093_04155_9962.N1	16-DEC-2002 08:29:38	Dark	49.000	2	Alp Car	-0.73600	7000.0	98	4155	No
179	GOM_NL__2PRFIN20021216_083221_000000582012_00093_04155_9963.N1	16-DEC-2002 08:32:21	Dark	57.500	117	Pi Pup	2.7060	3800.0	115	4155	No
180	GOM_NL__2PRFIN20021216_083537_000000582012_00093_04155_9964.N1	16-DEC-2002 08:35:37	Straylight	57.500	23	21Eps CMa	1.5020	26000.	115	4155	No
181	GOM_NL__2PRFIN20021216_083725_000000572012_00093_04155_9965.N1	16-DEC-2002 08:37:25	Straylight	56.500	179	24Omi2CMa	3.0320	24000.	113	4155	No
182	GOM_NL__2PRFIN20021216_084028_000000652012_00093_04155_9966.N1	16-DEC-2002 08:40:28	Straylight	64.500	1	9Alp CMa	-1.4400	11000.	129	4155	No
183	GOM_NL__2PRFIN20021216_084342_000000562012_00093_04155_9967.N1	16-DEC-2002 08:43:42	Straylight	56.000	7	19Bet Ori	0.10000	14000.	112	4155	No
184	GOM_NL__2PRFIN20021216_084555_000000542012_00093_04155_9968.N1	16-DEC-2002 08:45:55	Straylight	53.500	30	46Eps Ori	1.6940	30000.	107	4155	No
185	GOM_NL__2PRFIN20021216_084819_000000532012_00093_04155_9969.N1	16-DEC-2002 08:48:19	Twi_and_stray	53.000	27	24Gam Ori	1.6360	26000.	106	4155	No
186	GOM_NL__2PRFIN20021216_085103_000000502012_00093_04155_9970.N1	16-DEC-2002 08:51:03	Twi_and_stray	49.500	13	87Alp Tau	0.86700	3800.0	99	4155	No
187	GOM_NL__2PRFIN20021216_085314_000000372012_00093_04155_9971.N1	16-DEC-2002 08:53:14	Bright	37.000	146	25Eta Tau	2.8730	15200.	74	4155	No
188	GOM_NL__2PRFIN20021216_085524_000000382012_00093_04155_9972.N1	16-DEC-2002 08:55:24	Bright	38.000	150	44Zet Per	2.8900	28000.	76	4155	No
189	GOM_NL__2PRFIN20021216_085741_000000372012_00093_04155_9973.N1	16-DEC-2002 08:57:41	Bright	36.500	149	45Eps Per	2.8880	30000.	73	4155	No
190	GOM_NL__2PRFIN20021216_085953_000000372012_00093_04155_9974.N1	16-DEC-2002 08:59:53	Bright	36.500	175	39Del Per	3.0100	19400.	73	4155	No
191	GOM_NL__2PRFIN20021216_090138_000000372012_00093_04155_9975.N1	16-DEC-2002 09:01:38	Bright	37.000	160	23Gam Per	2.9300	4700.0	74	4155	No
192	GOM_NL__2PRFIN20021216_090452_000000372012_00093_04155_9976.N1	16-DEC-2002 09:04:52	Bright	36.500	110	37Del Cas	2.6780	8900.0	73	4155	No
193	GOM_NL__2PRFIN20021216_091135_000000382012_00093_04155_9977.N1	16-DEC-2002 09:11:35	Bright	37.500	49	1Alp UMi	1.9900	6300.0	75	4155	No
194	GOM_NL__2PRFIN20021216_091616_000000412012_00093_04155_9978.N1	16-DEC-2002 09:16:16	Bright	40.500	60	7Bet UMi	2.0810	3950.0	81	4155	No
195	GOM_NL__2PRFIN20021216_091806_000000522012_00093_04155_9979.N1	16-DEC-2002 09:18:06	Bright	52.000	82	48Bet UMa	2.3650	10600.	104	4155	No
196	GOM_NL__2PRFIN20021216_092055_000000442012_00093_04155_9980.N1	16-DEC-2002 09:20:55	Bright	44.000	32	77Eps UMa	1.7630	11000.	88	4155	No
197	GOM_NL__2PRFIN20021216_092330_000000422012_00093_04155_9981.N1	16-DEC-2002 09:23:30	Bright	42.000	39	85Eta UMa	1.8540	24000.	84	4155	No
198	GOM_NL__2PRFIN20021216_092651_000000402012_00093_04155_9982.N1	16-DEC-2002 09:26:51	Bright	39.500	180	27Gam Boo	3.0400	8000.0	79	4155	No
199	GOM_NL__2PRFIN20021216_093003_000000382012_00093_04155_9983.N1	16-DEC-2002 09:30:03	Bright	38.000	83		2.3780	11000.	76	4155	No
200	GOM_NL__2PRFIN20021216_093324_000000432012_00093_04155_9984.N1	16-DEC-2002 09:33:24	Bright	42.500	111	8Eta Boo	2.6800	6000.0	85	4155	No
201	GOM_NL__2PRFIN20021216_093723_000000552012_00093_04155_9985.N1	16-DEC-2002 09:37:23	Bright	54.500	138	47Eps Vir	2.8280	4700.0	109	4155	No
202	GOM_NL__2PRFIN20021216_094321_000000512012_00093_04155_9986.N1	16-DEC-2002 09:43:21	Twi_and_stray	51.000	15	67Alp Vir	0.97600	28000.	102	4155	No
203	GOM_NL__2PRFIN20021216_094650_000000522012_00093_04155_9987.N1	16-DEC-2002 09:46:50	Dark	51.500	169	46Gam Hya	2.9910	4700.0	103	4155	No
204	GOM_NL__2PRFIN20021216_094830_000000462012_00093_04155_9988.N1	16-DEC-2002 09:48:30	Dark	46.000	54	5The Cen	2.0550	4500.0	92	4155	No
205	GOM_NL__2PRFIN20021216_095040_000000422012_00093_04155_9989.N1	16-DEC-2002 09:50:40	Dark	41.500	78	Alp Lup	2.3040	28000.	83	4155	No
206	GOM_NL__2PRFIN20021216_095414_000000502012_00093_04155_9990.N1	16-DEC-2002 09:54:14	Dark	49.500	4	Alp1Cen	-0.010000	5800.0	99	4155	No
207	GOM_NL__2PRFIN20021216_095601_000000442012_00094_04156_9954.N1	16-DEC-2002 09:56:01	Dark	43.500	20	Bet Cru	1.2530	30000.	87	4156	No
208	GOM_NL__2PRFIN20021216_095803_000000392012_00094_04156_9955.N1	16-DEC-2002 09:58:03	Dark	38.500	112	Alp Mus	2.6880	26000.	77	4156	No
209	GOM_NL__2PRFIN20021216_100206_000000412012_00094_04156_9956.N1	16-DEC-2002 10:02:06	Dark	40.500	159	Ups Car	2.9200	7200.0	81	4156	No
210	GOM_NL__2PRFIN20021216_100327_000000442012_00094_04156_9957.N1	16-DEC-2002 10:03:27	Dark	43.500	71	Iot Car	2.2460	7700.0	87	4156	No
211	GOM_NL__2PRFIN20021216_100521_000000532012_00094_04156_9958.N1	16-DEC-2002 10:05:21	Dark	52.500	41	Eps Car	1.8600	4100.0	105	4156	No
212	GOM_NL__2PRFIN20021216_100807_000000552012_00094_04156_9959.N1	16-DEC-2002 10:08:07	Dark	54.500	34	Gam2Vel	1.7930	23000.	109	4156	No
213	GOM_NL__2PRFIN20021216_101014_000000552012_00094_04156_9960.N1	16-DEC-2002 10:10:14	Dark	55.000	2	Alp Car	-0.73600	7000.0	110	4156	No
214	GOM_NL__2PRFIN20021216_101258_000000552012_00094_04156_9961.N1	16-DEC-2002 10:12:58	Dark	54.500	117	Pi Pup	2.7060	3800.0	109	4156	No
215	GOM_NL__2PRFIN20021216_101614_000000562012_00094_04156_9962.N1	16-DEC-2002 10:16:14	Straylight	56.000	23	21Eps CMa	1.5020	26000.	112	4156	No
216	GOM_NL__2PRFIN20021216_101801_000000582012_00094_04156_9963.N1	16-DEC-2002 10:18:01	Straylight	58.000	179	24Omi2CMa	3.0320	24000.	116	4156	No
217	GOM_NL__2PRFIN20021216_102104_000000742012_00094_04156_9964.N1	16-DEC-2002 10:21:04	Straylight	74.000	1	9Alp CMa	-1.4400	11000.	148	4156	No
218	GOM_NL__2PRFIN20021216_102418_000000542012_00094_04156_9965.N1	16-DEC-2002 10:24:18	Straylight	54.000	7	19Bet Ori	0.10000	14000.	108	4156	No
219	GOM_NL__2PRFIN20021216_102633_000000542012_00094_04156_9966.N1	16-DEC-2002 10:26:33	Straylight	54.000	30	46Eps Ori	1.6940	30000.	108	4156	No

220	GOM_NL__2PRFIN20021216_102855_000000502012_00094_04156_9967.N1	16-DEC-2002 10:28:55	Twilight	49.500	27	24Gam Ori	1.6360	26000.	99	4156	No
221	GOM_NL__2PRFIN20021216_103139_000000492012_00094_04156_9968.N1	16-DEC-2002 10:31:39	Twilight	49.000	13	87Alp Tau	0.86700	3800.0	98	4156	No
222	GOM_NL__2PRFIN20021216_103349_000000422012_00094_04156_9969.N1	16-DEC-2002 10:33:49	Bright	41.500	146	25Eta Tau	2.8730	15200.	83	4156	No
223	GOM_NL__2PRFIN20021216_103559_000000392012_00094_04156_9970.N1	16-DEC-2002 10:35:59	Bright	38.500	150	44Zet Per	2.8900	28000.	77	4156	No
224	GOM_NL__2PRFIN20021216_103817_000000372012_00094_04156_9971.N1	16-DEC-2002 10:38:17	Bright	37.000	149	45Eps Per	2.8880	30000.	74	4156	No
225	GOM_NL__2PRFIN20021216_104029_000000362012_00094_04156_9972.N1	16-DEC-2002 10:40:29	Bright	36.000	175	39Del Per	3.0100	19400.	72	4156	No
226	GOM_NL__2PRFIN20021216_104215_000000382012_00094_04156_9973.N1	16-DEC-2002 10:42:15	Bright	38.000	160	23Gam Per	2.9300	4700.0	76	4156	No
227	GOM_NL__2PRFIN20021216_104528_000000382012_00094_04156_9974.N1	16-DEC-2002 10:45:28	Bright	37.500	110	37Del Cas	2.6780	8900.0	75	4156	No
228	GOM_NL__2PRFIN20021216_105211_000000382012_00094_04156_9975.N1	16-DEC-2002 10:52:11	Bright	37.500	49	1Alp UMi	1.9900	6300.0	75	4156	No
229	GOM_NL__2PRFIN20021216_105653_000000392012_00094_04156_9976.N1	16-DEC-2002 10:56:53	Bright	38.500	60	7Bet UMi	2.0810	3950.0	77	4156	No
230	GOM_NL__2PRFIN20021216_105842_000000522012_00094_04156_9977.N1	16-DEC-2002 10:58:42	Bright	51.500	82	48Bet UMa	2.3650	10600.	103	4156	No
231	GOM_NL__2PRFIN20021216_110131_000000452012_00094_04156_9978.N1	16-DEC-2002 11:01:31	Bright	45.000	32	77Eps UMa	1.7630	11000.	90	4156	No
232	GOM_NL__2PRFIN20021216_110406_000000422012_00094_04156_9979.N1	16-DEC-2002 11:04:06	Bright	42.000	39	85Eta UMa	1.8540	24000.	84	4156	No
233	GOM_NL__2PRFIN20021216_110727_000000382012_00094_04156_9980.N1	16-DEC-2002 11:07:27	Bright	37.500	180	27Gam Boo	3.0400	8000.0	75	4156	No
234	GOM_NL__2PRFIN20021216_111040_000000402012_00094_04156_9981.N1	16-DEC-2002 11:10:40	Bright	40.000	83		2.3780	11000.	80	4156	No
235	GOM_NL__2PRFIN20021216_111400_000000432012_00094_04156_9982.N1	16-DEC-2002 11:14:00	Bright	42.500	111	8Eta Boo	2.6800	6000.0	85	4156	No
236	GOM_NL__2PRFIN20021216_111800_000000522012_00094_04156_9983.N1	16-DEC-2002 11:18:00	Bright	52.000	138	47Eps Vir	2.8280	4700.0	104	4156	No
237	GOM_NL__2PRFIN20021216_112358_000000542012_00094_04156_9984.N1	16-DEC-2002 11:23:58	Twilight	54.000	15	67Alp Vir	0.97600	28000.	108	4156	No
238	GOM_NL__2PRFIN20021216_112727_000000512012_00094_04156_9985.N1	16-DEC-2002 11:27:27	Dark	51.000	169	46Gam Hya	2.9910	4700.0	102	4156	No
239	GOM_NL__2PRFIN20021216_112906_000000462012_00094_04156_9986.N1	16-DEC-2002 11:29:06	Dark	46.000	54	5The Cen	2.0550	4500.0	92	4156	No
240	GOM_NL__2PRFIN20021216_113116_000000372012_00094_04156_9987.N1	16-DEC-2002 11:31:16	Dark	37.000	78	Alp Lup	2.3040	28000.	74	4156	No
241	GOM_NL__2PRFIN20021216_113451_000000452012_00094_04156_9988.N1	16-DEC-2002 11:34:51	Dark	45.000	4	Alp1Cen	-0.010000	5800.0	90	4156	No
242	GOM_NL__2PRFIN20021216_113638_000000472012_00095_04157_9957.N1	16-DEC-2002 11:36:38	Dark	47.000	20	Bet Cru	1.2530	30000.	94	4157	No
243	GOM_NL__2PRFIN20021216_113839_000000382012_00095_04157_9958.N1	16-DEC-2002 11:38:39	Dark	38.000	112	Alp Mus	2.6880	26000.	76	4157	No
244	GOM_NL__2PRFIN20021216_114242_000000412012_00095_04157_9959.N1	16-DEC-2002 11:42:42	Dark	40.500	159	Ups Car	2.9200	7200.0	81	4157	No
245	GOM_NL__2PRFIN20021216_114403_000000442012_00095_04157_9960.N1	16-DEC-2002 11:44:03	Dark	43.500	71	Iot Car	2.2460	7700.0	87	4157	No
246	GOM_NL__2PRFIN20021216_114558_000000532012_00095_04157_9961.N1	16-DEC-2002 11:45:58	Dark	53.000	41	Eps Car	1.8600	4100.0	106	4157	No
247	GOM_NL__2PRFIN20021216_114844_000000472012_00095_04157_9962.N1	16-DEC-2002 11:48:44	Dark	47.000	34	Gam2Vel	1.7930	23000.	94	4157	No
248	GOM_NL__2PRFIN20021216_115051_000000552012_00095_04157_9963.N1	16-DEC-2002 11:50:51	Dark	55.000	2	Alp Car	-0.73600	7000.0	110	4157	No
249	GOM_NL__2PRFIN20021216_115335_000000512012_00095_04157_9964.N1	16-DEC-2002 11:53:35	Dark	51.000	117	Pi Pup	2.7060	3800.0	102	4157	No
250	GOM_NL__2PRFIN20021216_115650_000000542012_00095_04157_9965.N1	16-DEC-2002 11:56:50	Straylight	54.000	23	21Eps CMa	1.5020	26000.	108	4157	No
251	GOM_NL__2PRFIN20021216_115838_000000582012_00095_04157_9966.N1	16-DEC-2002 11:58:38	Straylight	57.500	179	24Omi2CMa	3.0320	24000.	115	4157	No
252	GOM_NL__2PRFIN20021216_120141_000000652012_00095_04157_9967.N1	16-DEC-2002 12:01:41	Straylight	64.500	1	9Alp CMa	-1.4400	11000.	129	4157	No
253	GOM_NL__2PRFIN20021216_120455_000000522012_00095_04157_9968.N1	16-DEC-2002 12:04:55	Straylight	52.000	7	19Bet Ori	0.10000	14000.	104	4157	No
254	GOM_NL__2PRFIN20021216_120710_000000512012_00095_04157_9969.N1	16-DEC-2002 12:07:10	Straylight	50.500	30	46Eps Ori	1.6940	30000.	101	4157	No
255	GOM_NL__2PRFIN20021216_120931_000000502012_00095_04157_9970.N1	16-DEC-2002 12:09:31	Twilight	50.000	27	24Gam Ori	1.6360	26000.	100	4157	No
256	GOM_NL__2PRFIN20021216_121215_000000542012_00095_04157_9971.N1	16-DEC-2002 12:12:15	Twilight	54.000	13	87Alp Tau	0.86700	3800.0	108	4157	No
257	GOM_NL__2PRFIN20021216_121427_000000362012_00095_04157_9972.N1	16-DEC-2002 12:14:27	Bright	36.000	146	25Eta Tau	2.8730	15200.	72	4157	No
258	GOM_NL__2PRFIN20021216_121636_000000382012_00095_04157_9973.N1	16-DEC-2002 12:16:36	Bright	37.500	150	44Zet Per	2.8900	28000.	75	4157	No
259	GOM_NL__2PRFIN20021216_121853_000000372012_00095_04157_9974.N1	16-DEC-2002 12:18:53	Bright	36.500	149	45Eps Per	2.8880	30000.	73	4157	No
260	GOM_NL__2PRFIN20021216_122105_000000372012_00095_04157_9975.N1	16-DEC-2002 12:21:05	Bright	36.500	175	39Del Per	3.0100	19400.	73	4157	No
261	GOM_NL__2PRFIN20021216_122252_000000362012_00095_04157_9976.N1	16-DEC-2002 12:22:52	Bright	36.000	160	23Gam Per	2.9300	4700.0	72	4157	No
262	GOM_NL__2PRFIN20021216_122604_000000372012_00095_04157_9977.N1	16-DEC-2002 12:26:04	Bright	36.500	110	37Del Cas	2.6780	8900.0	73	4157	No
263	GOM_NL__2PRFIN20021216_123247_000000382012_00095_04157_9978.N1	16-DEC-2002 12:32:47	Bright	37.500	49	1Alp UMi	1.9900	6300.0	75	4157	No
264	GOM_NL__2PRFIN20021216_123730_000000342012_00095_04157_9979.N1	16-DEC-2002 12:37:30	Bright	34.000	60	7Bet UMi	2.0810	3950.0	68	4157	No
265	GOM_NL__2PRFIN20021216_123917_000000522012_00095_04157_9980.N1	16-DEC-2002 12:39:17	Bright	51.500	82	48Bet UMa	2.3650	10600.	103	4157	No
266	GOM_NL__2PRFIN20021216_124207_000000442012_00095_04157_9981.N1	16-DEC-2002 12:42:07	Bright	43.500	32	77Eps UMa	1.7630	11000.	87	4157	No
267	GOM_NL__2PRFIN20021216_124442_000000422012_00095_04157_9982.N1	16-DEC-2002 12:44:42	Bright	41.500	39	85Eta UMa	1.8540	24000.	83	4157	No
268	GOM_NL__2PRFIN20021216_124803_000000382012_00095_04157_9983.N1	16-DEC-2002 12:48:03	Bright	37.500	180	27Gam Boo	3.0400	8000.0	75	4157	No
269	GOM_NL__2PRFIN20021216_125116_000000372012_00095_04157_9984.N1	16-DEC-2002 12:51:16	Bright	37.000	83		2.3780	11000.	74	4157	No
270	GOM_NL__2PRFIN20021216_125436_000000602012_00095_04157_9985.N1	16-DEC-2002 12:54:36	Bright	60.000	111	8Eta Boo	2.6800	6000.0	120	4157	No
271	GOM_NL__2PRFIN20021216_125836_000000592012_00095_04157_9986.N1	16-DEC-2002 12:58:36	Bright	58.500	138	47Eps Vir	2.8280	4700.0	117	4157	No
272	GOM_NL__2PRFIN20021216_130435_000000512012_00095_04157_9987.N1	16-DEC-2002 13:04:35	Twilight	51.000	15	67Alp Vir	0.97600	28000.	102	4157	No
273	GOM_NL__2PRFIN20021216_130805_000000462012_00095_04157_9988.N1	16-DEC-2002 13:08:05	Dark	46.000	169	46Gam Hya	2.9910	4700.0	92	4157	No
274	GOM_NL__2PRFIN20021216_130943_000000442012_00095_04157_9989.N1	16-DEC-2002 13:09:43	Dark	44.000	54	5The Cen	2.0550	4500.0	88	4157	No
275	GOM_NL__2PRFIN20021216_131152_000000402012_00095_04157_9990.N1	16-DEC-2002 13:11:52	Dark	39.500	78	Alp Lup	2.3040	28000.	79	4157	No
276	GOM_NL__2PRFIN20021216_131527_000000452012_00095_04157_9991.N1	16-DEC-2002 13:15:27	Dark	44.500	4	Alp1Cen	-0.010000	5800.0	89	4157	No
277	GOM_NL__2PRFIN20021216_131714_000000442012_00096_04158_9955.N1	16-DEC-2002 13:17:14	Dark	43.500	20	Bet Cru	1.2530	30000.	87	4158	No
278	GOM_NL__2PRFIN20021216_131915_000000372012_00096_04158_9956.N1	16-DEC-2002 13:19:15	Dark	37.000	112	Alp Mus	2.6880	26000.	74	4158	No

279	GOM_NL__2PRFIN20021216_132319_000000412012_00096_04158_9957.N1	16-DEC-2002 13:23:19	Dark	40.500	159	Ups Car	2.9200	7200.0	81	4158	No
280	GOM_NL__2PRFIN20021216_132441_000000442012_00096_04158_9958.N1	16-DEC-2002 13:24:41	Dark	44.000	71	Iot Car	2.2460	7700.0	88	4158	No
281	GOM_NL__2PRFIN20021216_132635_000000462012_00096_04158_9959.N1	16-DEC-2002 13:26:35	Dark	46.000	41	Eps Car	1.8600	4100.0	92	4158	No
282	GOM_NL__2PRFIN20021216_132921_000000522012_00096_04158_9960.N1	16-DEC-2002 13:29:21	Dark	51.500	34	Gam2Vel	1.7930	23000.	103	4158	No
283	GOM_NL__2PRFIN20021216_133127_000000552012_00096_04158_9961.N1	16-DEC-2002 13:31:27	Dark	55.000	2	Alp Car	-0.73600	7000.0	110	4158	No
284	GOM_NL__2PRFIN20021216_133412_000000562012_00096_04158_9962.N1	16-DEC-2002 13:34:12	Dark	55.500	117	Pi Pup	2.7060	3800.0	111	4158	No
285	GOM_NL__2PRFIN20021216_133727_000000552012_00096_04158_9963.N1	16-DEC-2002 13:37:27	Straylight	54.500	23	21Eps CMa	1.5020	26000.	109	4158	No
286	GOM_NL__2PRFIN20021216_133915_000000542012_00096_04158_9964.N1	16-DEC-2002 13:39:15	Straylight	54.000	179	24Omi2CMa	3.0320	24000.	108	4158	No
287	GOM_NL__2PRFIN20021216_134217_000000712012_00096_04158_9965.N1	16-DEC-2002 13:42:17	Straylight	71.000	1	9Alp CMa	-1.4400	11000.	142	4158	No
288	GOM_NL__2PRFIN20021216_134531_000000542012_00096_04158_9966.N1	16-DEC-2002 13:45:31	Straylight	53.500	7	19Bet Ori	0.10000	14000.	107	4158	No
289	GOM_NL__2PRFIN20021216_134746_000000512012_00096_04158_9967.N1	16-DEC-2002 13:47:46	Straylight	50.500	30	46Eps Ori	1.6940	30000.	101	4158	No
290	GOM_NL__2PRFIN20021216_135007_000000502012_00096_04158_9968.N1	16-DEC-2002 13:50:07	Tw_i_and_stray	49.500	27	24Gam Ori	1.6360	26000.	99	4158	No
291	GOM_NL__2PRFIN20021216_135252_000000492012_00096_04158_9969.N1	16-DEC-2002 13:52:52	Tw_i_and_stray	49.000	13	87Alp Tau	0.86700	3800.0	98	4158	No
292	GOM_NL__2PRFIN20021216_135503_000000352012_00096_04158_9970.N1	16-DEC-2002 13:55:03	Bright	35.000	146	25Eta Tau	2.8730	15200.	70	4158	No
293	GOM_NL__2PRFIN20021216_135713_000000372012_00096_04158_9971.N1	16-DEC-2002 13:57:13	Bright	37.000	150	44Zet Per	2.8900	28000.	74	4158	No
294	GOM_NL__2PRFIN20021216_135929_000000372012_00096_04158_9972.N1	16-DEC-2002 13:59:29	Bright	36.500	149	45Eps Per	2.8880	30000.	73	4158	No
295	GOM_NL__2PRFIN20021216_140141_000000362012_00096_04158_9973.N1	16-DEC-2002 14:01:41	Bright	36.000	175	39Del Per	3.0100	19400.	72	4158	No
296	GOM_NL__2PRFIN20021216_140326_000000382012_00096_04158_9974.N1	16-DEC-2002 14:03:26	Bright	37.500	160	23Gam Per	2.9300	4700.0	75	4158	No
297	GOM_NL__2PRFIN20021216_140640_000000372012_00096_04158_9975.N1	16-DEC-2002 14:06:40	Bright	37.000	110	37Del Cas	2.6780	8900.0	74	4158	No
298	GOM_NL__2PRFIN20021216_141322_000000372012_00096_04158_9976.N1	16-DEC-2002 14:13:22	Bright	36.500	49	1Alp UMi	1.9900	6300.0	73	4158	No
299	GOM_NL__2PRFIN20021216_141805_000000392012_00096_04158_9977.N1	16-DEC-2002 14:18:05	Bright	38.500	60	7Bet UMi	2.0810	3950.0	77	4158	No
300	GOM_NL__2PRFIN20021216_141951_000000532012_00096_04158_9978.N1	16-DEC-2002 14:19:51	Bright	52.500	82	48Bet UMa	2.3650	10600.	105	4158	No
301	GOM_NL__2PRFIN20021216_142242_000000442012_00096_04158_9979.N1	16-DEC-2002 14:22:42	Bright	44.000	32	77Eps UMa	1.7630	11000.	88	4158	No
302	GOM_NL__2PRFIN20021216_142518_000000412012_00096_04158_9980.N1	16-DEC-2002 14:25:18	Bright	41.000	39	85Eta UMa	1.8540	24000.	82	4158	No
303	GOM_NL__2PRFIN20021216_142839_000000392012_00096_04158_9981.N1	16-DEC-2002 14:28:39	Bright	39.000	180	27Gam Boo	3.0400	8000.0	78	4158	No
304	GOM_NL__2PRFIN20021216_143152_000000392012_00096_04158_9982.N1	16-DEC-2002 14:31:52	Bright	38.500	83		2.3780	11000.	77	4158	No
305	GOM_NL__2PRFIN20021216_143512_000000422012_00096_04158_9983.N1	16-DEC-2002 14:35:12	Bright	41.500	111	8Eta Boo	2.6800	6000.0	83	4158	No
306	GOM_NL__2PRFIN20021216_143911_000000542012_00096_04158_9984.N1	16-DEC-2002 14:39:11	Bright	54.000	138	47Eps Vir	2.8280	4700.0	108	4158	No
307	GOM_NL__2PRFIN20021216_144510_000000552012_00096_04158_9985.N1	16-DEC-2002 14:45:10	Tw_i_and_stray	54.500	15	67Alp Vir	0.97600	28000.	109	4158	No
308	GOM_NL__2PRFIN20021216_144841_000000502012_00096_04158_9986.N1	16-DEC-2002 14:48:41	Dark	49.500	169	46Gam Hya	2.9910	4700.0	99	4158	No
309	GOM_NL__2PRFIN20021216_145019_000000452012_00096_04158_9987.N1	16-DEC-2002 14:50:19	Dark	44.500	54	5The Cen	2.0550	4500.0	89	4158	No
310	GOM_NL__2PRFIN20021216_145228_000000392012_00096_04158_9988.N1	16-DEC-2002 14:52:28	Dark	38.500	78	Alp Lup	2.3040	28000.	77	4158	No
311	GOM_NL__2PRFIN20021216_145603_000000482012_00096_04158_9989.N1	16-DEC-2002 14:56:03	Dark	48.000	4	Alp1Cen	-0.010000	5800.0	96	4158	No
312	GOM_NL__2PRFIN20021216_145750_000000422012_00097_04159_9953.N1	16-DEC-2002 14:57:50	Dark	42.000	20	Bet Cru	1.2530	30000.	84	4159	No
313	GOM_NL__2PRFIN20021216_145951_000000362012_00097_04159_9954.N1	16-DEC-2002 14:59:51	Dark	36.000	112	Alp Mus	2.6880	26000.	72	4159	No
314	GOM_NL__2PRFIN20021216_150355_000000412012_00097_04159_9955.N1	16-DEC-2002 15:03:55	Dark	41.000	159	Ups Car	2.9200	7200.0	82	4159	No
315	GOM_NL__2PRFIN20021216_150517_000000442012_00097_04159_9956.N1	16-DEC-2002 15:05:17	Dark	43.500	71	Iot Car	2.2460	7700.0	87	4159	No
316	GOM_NL__2PRFIN20021216_150711_000000452012_00097_04159_9957.N1	16-DEC-2002 15:07:11	Dark	45.000	41	Eps Car	1.8600	4100.0	90	4159	No
317	GOM_NL__2PRFIN20021216_150957_000000472012_00097_04159_9958.N1	16-DEC-2002 15:09:57	Dark	47.000	34	Gam2Vel	1.7930	23000.	94	4159	No
318	GOM_NL__2PRFIN20021216_151203_000000492012_00097_04159_9959.N1	16-DEC-2002 15:12:03	Dark	48.500	2	Alp Car	-0.73600	7000.0	97	4159	No
319	GOM_NL__2PRFIN20021216_151448_000000562012_00097_04159_9960.N1	16-DEC-2002 15:14:48	Dark	56.000	117	Pi Pup	2.7060	3800.0	112	4159	No
320	GOM_NL__2PRFIN20021216_151803_000000602012_00097_04159_9961.N1	16-DEC-2002 15:18:03	Straylight	59.500	23	21Eps CMa	1.5020	26000.	119	4159	No
321	GOM_NL__2PRFIN20021216_151950_000000562012_00097_04159_9962.N1	16-DEC-2002 15:19:50	Straylight	55.500	179	24Omi2CMa	3.0320	24000.	111	4159	No
322	GOM_NL__2PRFIN20021216_152251_000000722012_00097_04159_9963.N1	16-DEC-2002 15:22:51	Straylight	72.000	1	9Alp CMa	-1.4400	11000.	144	4159	No
323	GOM_NL__2PRFIN20021216_152607_000000502012_00097_04159_9964.N1	16-DEC-2002 15:26:07	Straylight	50.000	7	19Bet Ori	0.10000	14000.	100	4159	No
324	GOM_NL__2PRFIN20021216_152821_000000502012_00097_04159_9965.N1	16-DEC-2002 15:28:21	Straylight	49.500	30	46Eps Ori	1.6940	30000.	99	4159	No
325	GOM_NL__2PRFIN20021216_153042_000000502012_00097_04159_9966.N1	16-DEC-2002 15:30:42	Tw_i_and_stray	50.000	27	24Gam Ori	1.6360	26000.	100	4159	No
326	GOM_NL__2PRFIN20021216_153326_000000542012_00097_04159_9967.N1	16-DEC-2002 15:33:26	Tw_i_and_stray	54.000	13	87Alp Tau	0.86700	3800.0	108	4159	No
327	GOM_NL__2PRFIN20021216_153538_000000382012_00097_04159_9968.N1	16-DEC-2002 15:35:38	Bright	37.500	146	25Eta Tau	2.8730	15200.	75	4159	No
328	GOM_NL__2PRFIN20021216_153747_000000382012_00097_04159_9969.N1	16-DEC-2002 15:37:47	Bright	38.000	150	44Zet Per	2.8900	28000.	76	4159	No
329	GOM_NL__2PRFIN20021216_154004_000000382012_00097_04159_9970.N1	16-DEC-2002 15:40:04	Bright	38.000	149	45Eps Per	2.8880	30000.	76	4159	No
330	GOM_NL__2PRFIN20021216_154216_000000362012_00097_04159_9971.N1	16-DEC-2002 15:42:16	Bright	36.000	175	39Del Per	3.0100	19400.	72	4159	No
331	GOM_NL__2PRFIN20021216_154402_000000392012_00097_04159_9972.N1	16-DEC-2002 15:44:02	Bright	39.000	160	23Gam Per	2.9300	4700.0	78	4159	No
332	GOM_NL__2PRFIN20021216_154716_000000382012_00097_04159_9973.N1	16-DEC-2002 15:47:16	Bright	37.500	110	37Del Cas	2.6780	8900.0	75	4159	No
333	GOM_NL__2PRFIN20021216_155356_000000412012_00097_04159_9974.N1	16-DEC-2002 15:53:56	Bright	41.000	49	1Alp UMi	1.9900	6300.0	82	4159	No
334	GOM_NL__2PRFIN20021216_155841_000000402012_00097_04159_9975.N1	16-DEC-2002 15:58:41	Bright	40.000	60	7Bet UMi	2.0810	3950.0	80	4159	No
335	GOM_NL__2PRFIN20021216_160027_000000542012_00097_04159_9976.N1	16-DEC-2002 16:00:27	Bright	53.500	82	48Bet UMa	2.3650	10600.	107	4159	No
336	GOM_NL__2PRFIN20021216_160317_000000422012_00097_04159_9977.N1	16-DEC-2002 16:03:17	Bright	42.000	32	77Eps UMa	1.7630	11000.	84	4159	No
337	GOM_NL__2PRFIN20021216_160553_000000422012_00097_04159_9978.N1	16-DEC-2002 16:05:53	Bright	41.500	39	85Eta UMa	1.8540	24000.	83	4159	No

338	GOM_NL__2PRFIN20021216_160914_000000402012_00097_04159_9979.N1	16-DEC-2002 16:09:14	Bright	39.500	180	27Gam Boo	3.0400	8000.0	79	4159	No
339	GOM_NL__2PRFIN20021216_161228_000000372012_00097_04159_9980.N1	16-DEC-2002 16:12:28	Bright	37.000	83		2.3780	11000.	74	4159	No
340	GOM_NL__2PRFIN20021216_161549_000000442012_00097_04159_9981.N1	16-DEC-2002 16:15:49	Bright	43.500	111	8Eta Boo	2.6800	6000.0	87	4159	No
341	GOM_NL__2PRFIN20021216_161949_000000562012_00097_04159_9982.N1	16-DEC-2002 16:19:49	Bright	56.000	138	47Eps Vir	2.8280	4700.0	112	4159	No
342	GOM_NL__2PRFIN20021216_162547_000000562012_00097_04159_9983.N1	16-DEC-2002 16:25:47	Twi_and_stray	56.000	15	67Alp Vir	0.97600	28000.	112	4159	No
343	GOM_NL__2PRFIN20021216_162917_000000512012_00097_04159_9984.N1	16-DEC-2002 16:29:17	Dark	50.500	169	46Gam Hya	2.9910	4700.0	101	4159	No
344	GOM_NL__2PRFIN20021216_163055_000000442012_00097_04159_9985.N1	16-DEC-2002 16:30:55	Dark	44.000	54	5The Cen	2.0550	4500.0	88	4159	No
345	GOM_NL__2PRFIN20021216_163304_000000402012_00097_04159_9986.N1	16-DEC-2002 16:33:04	Dark	40.000	78	Alp Lup	2.3040	28000.	80	4159	No
346	GOM_NL__2PRFIN20021216_163639_000000422012_00097_04159_9987.N1	16-DEC-2002 16:36:39	Dark	41.500	4	Alp1Cen	-0.010000	5800.0	83	4159	No
347	GOM_NL__2PRFIN20021216_163827_000000432012_00098_04160_0310.N1	16-DEC-2002 16:38:27	Dark	42.500	20	Bet Cru	1.2530	30000.	85	4160	No
348	GOM_NL__2PRFIN20021216_164028_000000382012_00098_04160_0311.N1	16-DEC-2002 16:40:28	Dark	37.500	112	Alp Mus	2.6880	26000.	75	4160	No
349	GOM_NL__2PRFIN20021216_164432_000000402012_00098_04160_0312.N1	16-DEC-2002 16:44:32	Dark	40.000	159	Ups Car	2.9200	7200.0	80	4160	No
350	GOM_NL__2PRFIN20021216_164553_000000462012_00098_04160_0313.N1	16-DEC-2002 16:45:53	Dark	46.000	71	Iot Car	2.2460	7700.0	92	4160	No
351	GOM_NL__2PRFIN20021216_164747_000000482012_00098_04160_0314.N1	16-DEC-2002 16:47:47	Dark	48.000	41	Eps Car	1.8600	4100.0	96	4160	No
352	GOM_NL__2PRFIN20021216_165033_000000522012_00098_04160_0315.N1	16-DEC-2002 16:50:33	Dark	51.500	34	Gam2Vel	1.7930	23000.	103	4160	No
353	GOM_NL__2PRFIN20021216_165240_000000532012_00098_04160_0316.N1	16-DEC-2002 16:52:40	Dark	53.000	2	Alp Car	-0.73600	7000.0	106	4160	No
354	GOM_NL__2PRFIN20021216_165522_000000592012_00098_04160_0317.N1	16-DEC-2002 16:55:22	Dark	58.500	117	Pi Pup	2.7060	3800.0	117	4160	No
355	GOM_NL__2PRFIN20021216_165839_000000582012_00098_04160_0318.N1	16-DEC-2002 16:58:39	Straylight	57.500	23	21Eps CMa	1.5020	26000.	115	4160	No
356	GOM_NL__2PRFIN20021216_170027_000000552012_00098_04160_0319.N1	16-DEC-2002 17:00:27	Straylight	54.500	179	24Omi2CMa	3.0320	24000.	109	4160	No
357	GOM_NL__2PRFIN20021216_170310_000000562012_00098_04160_0320.N1	16-DEC-2002 17:03:10	Straylight	55.500	47	2Bet CMa	1.9760	28000.	111	4160	No
358	GOM_NL__2PRFIN20021216_170611_000000502012_00098_04160_0321.N1	16-DEC-2002 17:06:11	Straylight	49.500	56	53Kap Ori	2.0650	30000.	99	4160	No
359	GOM_NL__2PRFIN20021216_170740_000000482012_00098_04160_0322.N1	16-DEC-2002 17:07:40	Straylight	47.500	128	67Bet Eri	2.7840	9700.0	95	4160	No
360	GOM_NL__2PRFIN20021216_170913_000000472012_00098_04160_0323.N1	16-DEC-2002 17:09:13	Straylight	47.000	72	34Del Ori	2.2500	30000.	94	4160	No
361	GOM_NL__2PRFIN20021216_171204_000000642012_00098_04160_0324.N1	16-DEC-2002 17:12:04	Twi_and_stray	64.000	14	58Alp Ori	0.87000	3000.0	128	4160	No
362	GOM_NL__2PRFIN20021216_171402_000000502012_00098_04160_0325.N1	16-DEC-2002 17:14:02	Twi_and_stray	50.000	13	87Alp Tau	0.86700	3800.0	100	4160	No
363	GOM_NL__2PRFIN20021216_171614_000000382012_00098_04160_0326.N1	16-DEC-2002 17:16:14	Bright	38.000	146	25Eta Tau	2.8730	15200.	76	4160	No
364	GOM_NL__2PRFIN20021216_171823_000000382012_00098_04160_0327.N1	16-DEC-2002 17:18:23	Bright	38.000	150	44Zet Per	2.8900	28000.	76	4160	No
365	GOM_NL__2PRFIN20021216_172041_000000382012_00098_04160_0328.N1	16-DEC-2002 17:20:41	Bright	37.500	149	45Eps Per	2.8880	30000.	75	4160	No
366	GOM_NL__2PRFIN20021216_172252_000000372012_00098_04160_0329.N1	16-DEC-2002 17:22:52	Bright	37.000	175	39Del Per	3.0100	19400.	74	4160	No
367	GOM_NL__2PRFIN20021216_172439_000000382012_00098_04160_0330.N1	16-DEC-2002 17:24:39	Bright	38.000	160	23Gam Per	2.9300	4700.0	76	4160	No
368	GOM_NL__2PRFIN20021216_172753_000000382012_00098_04160_0331.N1	16-DEC-2002 17:27:53	Bright	37.500	110	37Del Cas	2.6780	8900.0	75	4160	No
369	GOM_NL__2PRFIN20021216_173434_000000382012_00098_04160_0332.N1	16-DEC-2002 17:34:34	Bright	38.000	49	1Alp UMi	1.9900	6300.0	76	4160	No
370	GOM_NL__2PRFIN20021216_173916_000000412012_00098_04160_0333.N1	16-DEC-2002 17:39:16	Bright	40.500	60	7Bet UMi	2.0810	3950.0	81	4160	No
371	GOM_NL__2PRFIN20021216_174103_000000532012_00098_04160_0334.N1	16-DEC-2002 17:41:03	Bright	52.500	82	48Bet UMa	2.3650	10600.	105	4160	No
372	GOM_NL__2PRFIN20021216_174353_000000432012_00098_04160_0335.N1	16-DEC-2002 17:43:53	Bright	43.000	32	77Eps UMa	1.7630	11000.	86	4160	No
373	GOM_NL__2PRFIN20021216_174629_000000422012_00098_04160_0336.N1	16-DEC-2002 17:46:29	Bright	41.500	39	85Eta UMa	1.8540	24000.	83	4160	No
374	GOM_NL__2PRFIN20021216_174950_000000552012_00098_04160_0337.N1	16-DEC-2002 17:49:50	Bright	55.000	180	27Gam Boo	3.0400	8000.0	110	4160	No
375	GOM_NL__2PRFIN20021216_175303_000000402012_00098_04160_0338.N1	16-DEC-2002 17:53:03	Bright	39.500	83		2.3780	11000.	79	4160	No
376	GOM_NL__2PRFIN20021216_175622_000000462012_00098_04160_0339.N1	16-DEC-2002 17:56:22	Bright	45.500	111	8Eta Boo	2.6800	6000.0	91	4160	No
377	GOM_NL__2PRFIN20021216_180025_000000552012_00098_04160_0340.N1	16-DEC-2002 18:00:25	Bright	54.500	138	47Eps Vir	2.8280	4700.0	109	4160	No
378	GOM_NL__2PRFIN20021216_180621_000000532012_00098_04160_0341.N1	16-DEC-2002 18:06:21	Twi_and_stray	52.500	15	67Alp Vir	0.97600	28000.	105	4160	No
379	GOM_NL__2PRFIN20021216_180952_000000512012_00098_04160_0342.N1	16-DEC-2002 18:09:52	Dark	51.000	169	46Gam Hya	2.9910	4700.0	102	4160	No
380	GOM_NL__2PRFIN20021216_181132_000000462012_00098_04160_0343.N1	16-DEC-2002 18:11:32	Dark	46.000	54	5The Cen	2.0550	4500.0	92	4160	No
381	GOM_NL__2PRFIN20021216_181304_000000482012_00098_04160_0344.N1	16-DEC-2002 18:13:04	Dark	47.500	123	Iot Cen	2.7500	10200.	95	4160	No
382	GOM_NL__2PRFIN20021216_181432_000000402012_00098_04160_0345.N1	16-DEC-2002 18:14:32	Dark	39.500	95	Zet Cen	2.5450	26000.	79	4160	No
383	GOM_NL__2PRFIN20021216_181715_000000432012_00098_04160_0346.N1	16-DEC-2002 18:17:15	Dark	42.500	4	Alp1Cen	-0.010000	5800.0	85	4160	No
384	GOM_NL__2PRFIN20021216_181902_000000452012_00099_04161_0311.N1	16-DEC-2002 18:19:02	Dark	44.500	20	Bet Cru	1.2530	30000.	89	4161	No
385	GOM_NL__2PRFIN20021216_182104_000000402012_00099_04161_0312.N1	16-DEC-2002 18:21:04	Dark	39.500	112	Alp Mus	2.6880	26000.	79	4161	No
386	GOM_NL__2PRFIN20021216_182508_000000402012_00099_04161_0313.N1	16-DEC-2002 18:25:08	Dark	40.000	159	Ups Car	2.9200	7200.0	80	4161	No
387	GOM_NL__2PRFIN20021216_182630_000000452012_00099_04161_0314.N1	16-DEC-2002 18:26:30	Dark	45.000	71	Iot Car	2.2460	7700.0	90	4161	No
388	GOM_NL__2PRFIN20021216_182821_000000512012_00099_04161_0315.N1	16-DEC-2002 18:28:21	Dark	51.000	41	Eps Car	1.8600	4100.0	102	4161	No
389	GOM_NL__2PRFIN20021216_183110_000000462012_00099_04161_0316.N1	16-DEC-2002 18:31:10	Dark	46.000	34	Gam2Vel	1.7930	23000.	92	4161	No
390	GOM_NL__2PRFIN20021216_183316_000000552012_00099_04161_0317.N1	16-DEC-2002 18:33:16	Dark	55.000	2	Alp Car	-0.73600	7000.0	110	4161	No
391	GOM_NL__2PRFIN20021216_183600_000000572012_00099_04161_0318.N1	16-DEC-2002 18:36:00	Dark	57.000	117	Pi Pup	2.7060	3800.0	114	4161	No
392	GOM_NL__2PRFIN20021216_183914_000000572012_00099_04161_0319.N1	16-DEC-2002 18:39:14	Straylight	57.000	23	21Eps CMa	1.5020	26000.	114	4161	No
393	GOM_NL__2PRFIN20021216_184103_000000562012_00099_04161_0320.N1	16-DEC-2002 18:41:03	Straylight	55.500	179	24Omi2CMa	3.0320	24000.	111	4161	No
394	GOM_NL__2PRFIN20021216_184346_000000552012_00099_04161_0321.N1	16-DEC-2002 18:43:46	Straylight	54.500	47	2Bet CMa	1.9760	28000.	109	4161	No
395	GOM_NL__2PRFIN20021216_184646_000000542012_00099_04161_0322.N1	16-DEC-2002 18:46:46	Straylight	54.000	56	53Kap Ori	2.0650	30000.	108	4161	No
396	GOM_NL__2PRFIN20021216_184816_000000462012_00099_04161_0323.N1	16-DEC-2002 18:48:16	Straylight	46.000	128	67Bet Eri	2.7840	9700.0	92	4161	No

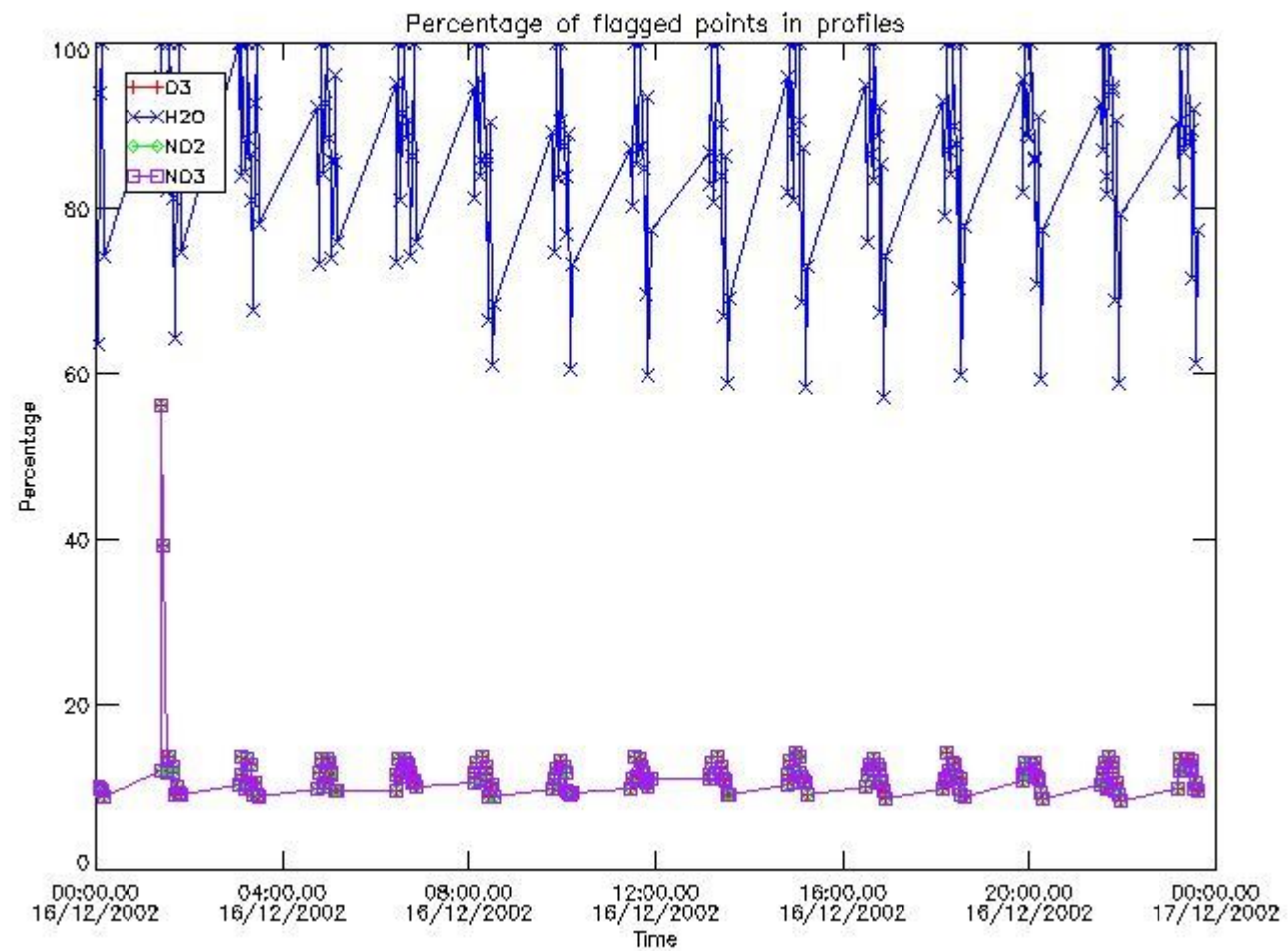
397	GOM_NL__2PRFIN20021216_184949_000000492012_00099_04161_0324.N1	16-DEC-2002 18:49:49	Straylight	48.500	72	34Del Ori	2.2500	30000.	97	4161	No
398	GOM_NL__2PRFIN20021216_185238_000000662012_00099_04161_0325.N1	16-DEC-2002 18:52:38	Tw_i_and_stray	66.000	14	58Alp Ori	0.87000	3000.0	132	4161	No
399	GOM_NL__2PRFIN20021216_185437_000000522012_00099_04161_0326.N1	16-DEC-2002 18:54:37	Tw_i_and_stray	51.500	13	87Alp Tau	0.86700	3800.0	103	4161	No
400	GOM_NL__2PRFIN20021216_185650_000000372012_00099_04161_0327.N1	16-DEC-2002 18:56:50	Bright	37.000	146	25Eta Tau	2.8730	15200.	74	4161	No
401	GOM_NL__2PRFIN20021216_185859_000000382012_00099_04161_0328.N1	16-DEC-2002 18:58:59	Bright	38.000	150	44Zet Per	2.8900	28000.	76	4161	No
402	GOM_NL__2PRFIN20021216_190117_000000372012_00099_04161_0329.N1	16-DEC-2002 19:01:17	Bright	37.000	149	45Eps Per	2.8880	30000.	74	4161	No
403	GOM_NL__2PRFIN20021216_190328_000000362012_00099_04161_0330.N1	16-DEC-2002 19:03:28	Bright	36.000	175	39Del Per	3.0100	19400.	72	4161	No
404	GOM_NL__2PRFIN20021216_190512_000000402012_00099_04161_0331.N1	16-DEC-2002 19:05:12	Bright	40.000	160	23Gam Per	2.9300	4700.0	80	4161	No
405	GOM_NL__2PRFIN20021216_190829_000000382012_00099_04161_0332.N1	16-DEC-2002 19:08:29	Bright	37.500	110	37Del Cas	2.6780	8900.0	75	4161	No
406	GOM_NL__2PRFIN20021216_191508_000000412012_00099_04161_0333.N1	16-DEC-2002 19:15:08	Bright	40.500	49	1Alp UMi	1.9900	6300.0	81	4161	No
407	GOM_NL__2PRFIN20021216_191950_000000432012_00099_04161_0334.N1	16-DEC-2002 19:19:50	Bright	43.000	60	7Bet UMi	2.0810	3950.0	86	4161	No
408	GOM_NL__2PRFIN20021216_192136_000000552012_00099_04161_0335.N1	16-DEC-2002 19:21:36	Bright	55.000	82	48Bet UMa	2.3650	10600.	110	4161	No
409	GOM_NL__2PRFIN20021216_192428_000000452012_00099_04161_0336.N1	16-DEC-2002 19:24:28	Bright	44.500	32	77Eps UMa	1.7630	11000.	89	4161	No
410	GOM_NL__2PRFIN20021216_192705_000000442012_00099_04161_0337.N1	16-DEC-2002 19:27:05	Bright	44.000	39	85Eta UMa	1.8540	24000.	88	4161	No
411	GOM_NL__2PRFIN20021216_193026_000000402012_00099_04161_0338.N1	16-DEC-2002 19:30:26	Bright	40.000	180	27Gam Boo	3.0400	8000.0	80	4161	No
412	GOM_NL__2PRFIN20021216_193340_000000392012_00099_04161_0339.N1	16-DEC-2002 19:33:40	Bright	38.500	83		2.3780	11000.	77	4161	No
413	GOM_NL__2PRFIN20021216_193700_000000602012_00099_04161_0340.N1	16-DEC-2002 19:37:00	Bright	60.000	111	8Eta Boo	2.6800	6000.0	120	4161	No
414	GOM_NL__2PRFIN20021216_194101_000000582012_00099_04161_0341.N1	16-DEC-2002 19:41:01	Bright	57.500	138	47Eps Vir	2.8280	4700.0	115	4161	No
415	GOM_NL__2PRFIN20021216_194700_000000582012_00099_04161_0342.N1	16-DEC-2002 19:47:00	Tw_i_and_stray	58.000	15	67Alp Vir	0.97600	28000.	116	4161	No
416	GOM_NL__2PRFIN20021216_195031_000000482012_00099_04161_0343.N1	16-DEC-2002 19:50:31	Dark	47.500	169	46Gam Hya	2.9910	4700.0	95	4161	No
417	GOM_NL__2PRFIN20021216_195208_000000452012_00099_04161_0344.N1	16-DEC-2002 19:52:08	Dark	44.500	54	5The Cen	2.0550	4500.0	89	4161	No
418	GOM_NL__2PRFIN20021216_195343_000000452012_00099_04161_0345.N1	16-DEC-2002 19:53:43	Dark	44.500	123	1ot Cen	2.7500	10200.	89	4161	No
419	GOM_NL__2PRFIN20021216_195508_000000402012_00099_04161_0346.N1	16-DEC-2002 19:55:08	Dark	39.500	95	Zet Cen	2.5450	26000.	79	4161	No
420	GOM_NL__2PRFIN20021216_195751_000000422012_00099_04161_0347.N1	16-DEC-2002 19:57:51	Dark	41.500	4	Alp1Cen	-0.010000	5800.0	83	4161	No
421	GOM_NL__2PRFIN20021216_195939_000000442012_00100_04162_9928.N1	16-DEC-2002 19:59:39	Dark	44.000	20	Bet Cru	1.2530	30000.	88	4162	No
422	GOM_NL__2PRFIN20021216_200140_000000392012_00100_04162_9929.N1	16-DEC-2002 20:01:40	Dark	39.000	112	Alp Mus	2.6880	26000.	78	4162	No
423	GOM_NL__2PRFIN20021216_200544_000000402012_00100_04162_9930.N1	16-DEC-2002 20:05:44	Dark	39.500	159	Ups Car	2.9200	7200.0	79	4162	No
424	GOM_NL__2PRFIN20021216_200707_000000432012_00100_04162_9931.N1	16-DEC-2002 20:07:07	Dark	42.500	71	1ot Car	2.2460	7700.0	85	4162	No
425	GOM_NL__2PRFIN20021216_200900_000000452012_00100_04162_9932.N1	16-DEC-2002 20:09:00	Dark	45.000	41	Eps Car	1.8600	4100.0	90	4162	No
426	GOM_NL__2PRFIN20021216_201146_000000512012_00100_04162_9933.N1	16-DEC-2002 20:11:46	Dark	50.500	34	Gam2Vel	1.7930	23000.	101	4162	No
427	GOM_NL__2PRFIN20021216_201352_000000552012_00100_04162_9934.N1	16-DEC-2002 20:13:52	Dark	54.500	2	Alp Car	-0.73600	7000.0	109	4162	No
428	GOM_NL__2PRFIN20021216_201637_000000582012_00100_04162_9935.N1	16-DEC-2002 20:16:37	Dark	58.000	117	Pi Pup	2.7060	3800.0	116	4162	No
429	GOM_NL__2PRFIN20021216_201952_000000582012_00100_04162_9936.N1	16-DEC-2002 20:19:52	Straylight	58.000	23	21Eps CMa	1.5020	26000.	116	4162	No
430	GOM_NL__2PRFIN20021216_202139_000000562012_00100_04162_9937.N1	16-DEC-2002 20:21:39	Straylight	56.000	179	24Omi2CMa	3.0320	24000.	112	4162	No
431	GOM_NL__2PRFIN20021216_202423_000000552012_00100_04162_9938.N1	16-DEC-2002 20:24:23	Straylight	54.500	47	2Bet CMa	1.9760	28000.	109	4162	No
432	GOM_NL__2PRFIN20021216_202721_000000552012_00100_04162_9939.N1	16-DEC-2002 20:27:21	Straylight	54.500	56	53Kap Ori	2.0650	30000.	109	4162	No
433	GOM_NL__2PRFIN20021216_202852_000000452012_00100_04162_9940.N1	16-DEC-2002 20:28:52	Straylight	45.000	128	67Bet Eri	2.7840	9700.0	90	4162	No
434	GOM_NL__2PRFIN20021216_203025_000000482012_00100_04162_9941.N1	16-DEC-2002 20:30:25	Straylight	47.500	72	34Del Ori	2.2500	30000.	95	4162	No
435	GOM_NL__2PRFIN20021216_203316_000000622012_00100_04162_9942.N1	16-DEC-2002 20:33:16	Tw_i_and_stray	62.000	14	58Alp Ori	0.87000	3000.0	124	4162	No
436	GOM_NL__2PRFIN20021216_203513_000000542012_00100_04162_9943.N1	16-DEC-2002 20:35:13	Tw_i_and_stray	54.000	13	87Alp Tau	0.86700	3800.0	108	4162	No
437	GOM_NL__2PRFIN20021216_203725_000000392012_00100_04162_9944.N1	16-DEC-2002 20:37:25	Bright	39.000	146	25Eta Tau	2.8730	15200.	78	4162	No
438	GOM_NL__2PRFIN20021216_203936_000000382012_00100_04162_9945.N1	16-DEC-2002 20:39:36	Bright	37.500	150	44Zet Per	2.8900	28000.	75	4162	No
439	GOM_NL__2PRFIN20021216_204153_000000382012_00100_04162_9946.N1	16-DEC-2002 20:41:53	Bright	38.000	149	45Eps Per	2.8880	30000.	76	4162	No
440	GOM_NL__2PRFIN20021216_204405_000000372012_00100_04162_9947.N1	16-DEC-2002 20:44:05	Bright	37.000	175	39Del Per	3.0100	19400.	74	4162	No
441	GOM_NL__2PRFIN20021216_204551_000000382012_00100_04162_9948.N1	16-DEC-2002 20:45:51	Bright	38.000	160	23Gam Per	2.9300	4700.0	76	4162	No
442	GOM_NL__2PRFIN20021216_204905_000000372012_00100_04162_9949.N1	16-DEC-2002 20:49:05	Bright	36.500	110	37Del Cas	2.6780	8900.0	73	4162	No
443	GOM_NL__2PRFIN20021216_205545_000000392012_00100_04162_9950.N1	16-DEC-2002 20:55:45	Bright	39.000	49	1Alp UMi	1.9900	6300.0	78	4162	No
444	GOM_NL__2PRFIN20021216_210028_000000412012_00100_04162_9951.N1	16-DEC-2002 21:00:28	Bright	40.500	60	7Bet UMi	2.0810	3950.0	81	4162	No
445	GOM_NL__2PRFIN20021216_210211_000000532012_00100_04162_9952.N1	16-DEC-2002 21:02:11	Bright	53.000	82	48Bet UMa	2.3650	10600.	106	4162	No
446	GOM_NL__2PRFIN20021216_210504_000000452012_00100_04162_9953.N1	16-DEC-2002 21:05:04	Bright	44.500	32	77Eps UMa	1.7630	11000.	89	4162	No
447	GOM_NL__2PRFIN20021216_210740_000000582012_00100_04162_9954.N1	16-DEC-2002 21:07:40	Bright	58.000	39	85Eta UMa	1.8540	24000.	116	4162	No
448	GOM_NL__2PRFIN20021216_211102_000000392012_00100_04162_9955.N1	16-DEC-2002 21:11:02	Bright	39.000	180	27Gam Boo	3.0400	8000.0	78	4162	No
449	GOM_NL__2PRFIN20021216_211415_000000382012_00100_04162_9956.N1	16-DEC-2002 21:14:15	Bright	38.000	83		2.3780	11000.	76	4162	No
450	GOM_NL__2PRFIN20021216_211737_000000432012_00100_04162_9957.N1	16-DEC-2002 21:17:37	Bright	42.500	111	8Eta Boo	2.6800	6000.0	85	4162	No
451	GOM_NL__2PRFIN20021216_212138_000000562012_00100_04162_9958.N1	16-DEC-2002 21:21:38	Bright	56.000	138	47Eps Vir	2.8280	4700.0	112	4162	No
452	GOM_NL__2PRFIN20021216_212737_000000522012_00100_04162_9959.N1	16-DEC-2002 21:27:37	Tw_i_and_stray	51.500	15	67Alp Vir	0.97600	28000.	103	4162	No
453	GOM_NL__2PRFIN20021216_213107_000000492012_00100_04162_9960.N1	16-DEC-2002 21:31:07	Dark	49.000	169	46Gam Hya	2.9910	4700.0	98	4162	No
454	GOM_NL__2PRFIN20021216_213245_000000472012_00100_04162_9961.N1	16-DEC-2002 21:32:45	Dark	46.500	54	5The Cen	2.0550	4500.0	93	4162	No
455	GOM_NL__2PRFIN20021216_213419_000000432012_00100_04162_9962.N1	16-DEC-2002 21:34:19	Dark	43.000	123	1ot Cen	2.7500	10200.	86	4162	No





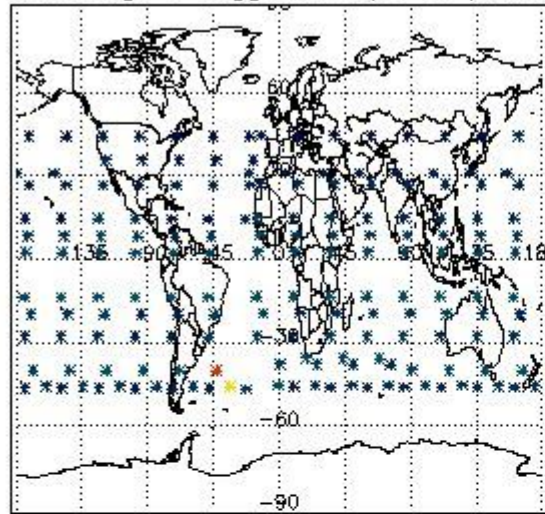
In this section it is plotted some information contained in the Quality Summary data set of the level 2 products. Only products in dark limb conditions and without errors (error flag in the MPH set to "0") are used.

### 3.1 Plot quality information per product (time dependant)

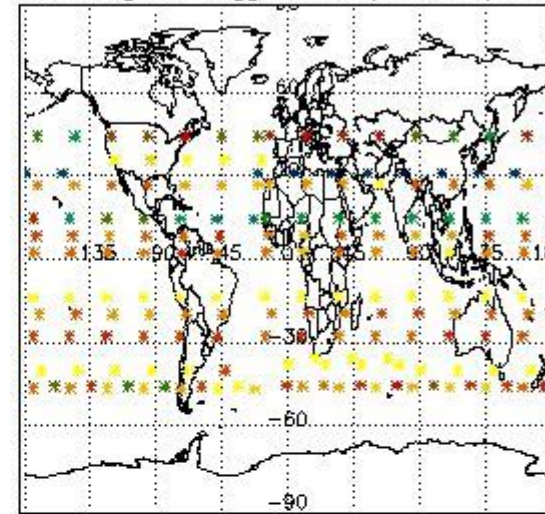


### 3.2 Plot quality information per product (world map)


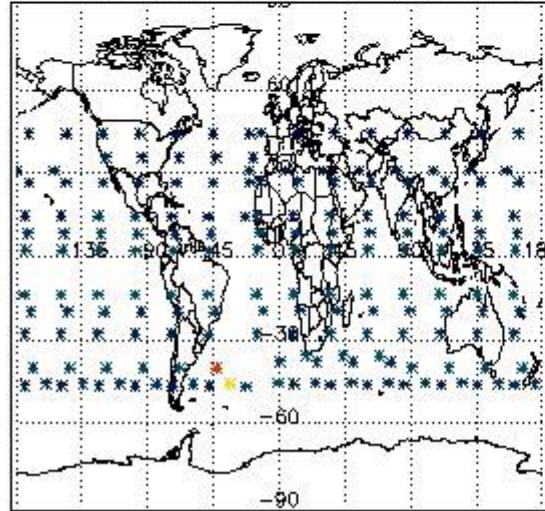
Percentage of flagged data per O3 profile



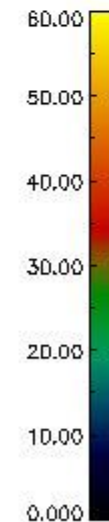
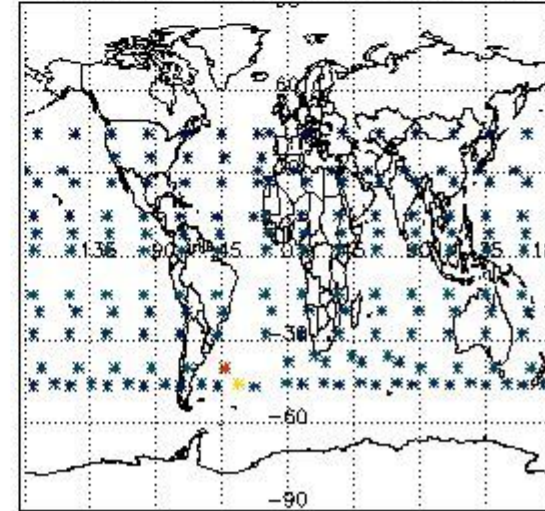
Percentage of flagged data per H2O profile



Percentage of flagged data per NO2 profile



Percentage of flagged data per NO3 profile

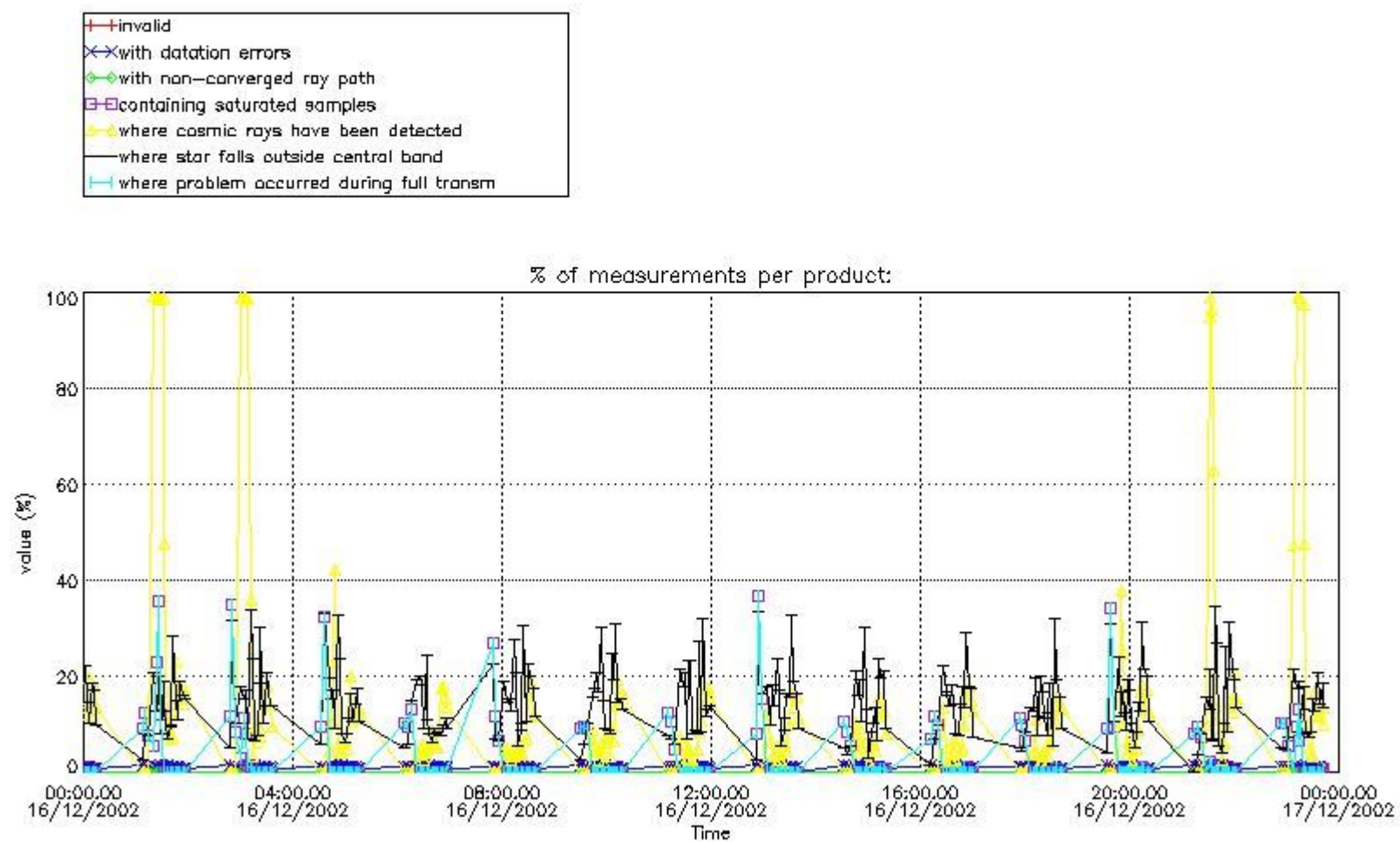


#### 4. Level 1 quality information per product

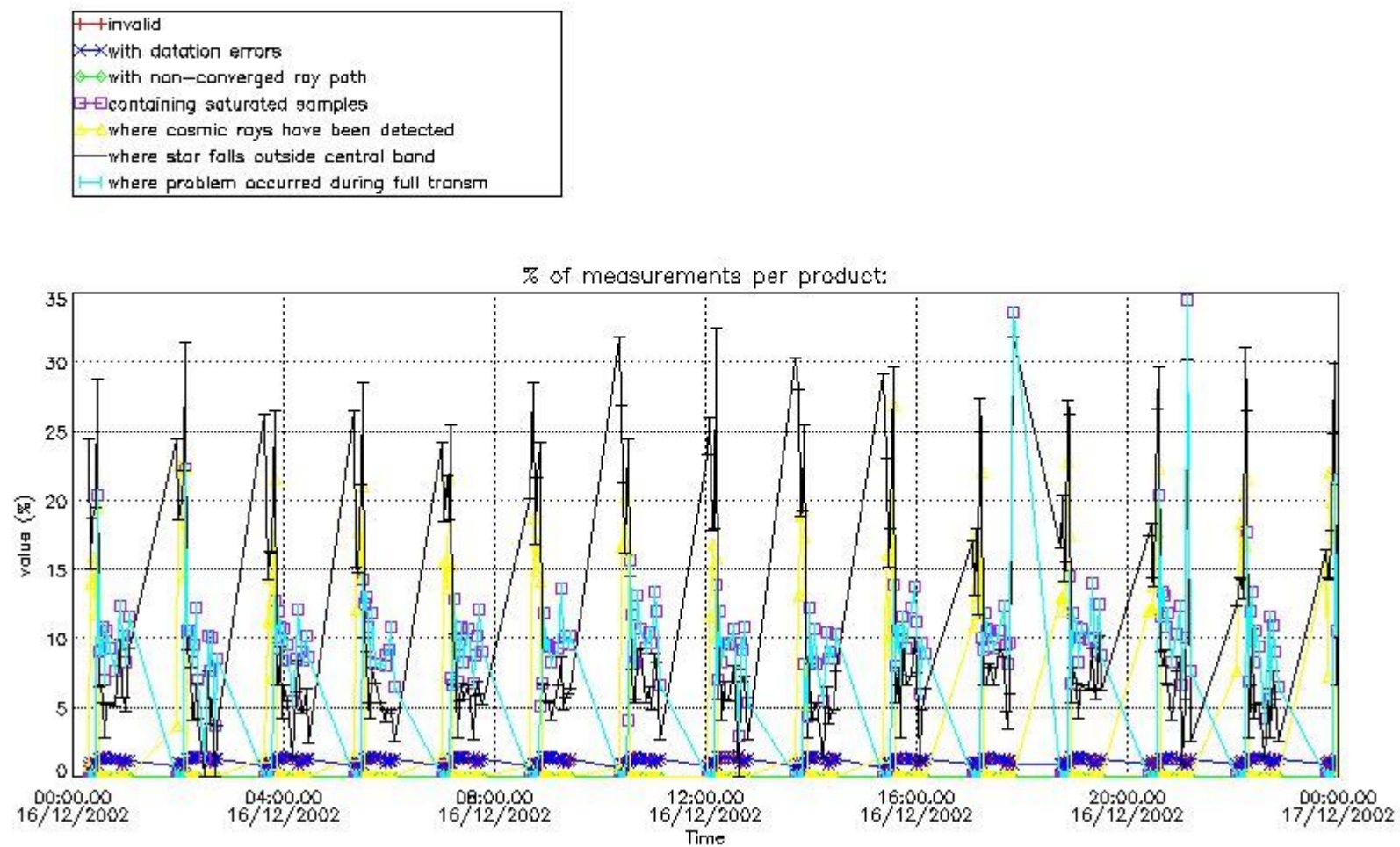
In this section it is plotted some information contained in the Quality Summary data set of the level 2 products that comes from the level 1b processing. Products without errors (error flag in the MPH set to "0") are used.

##### 4.1 Plot quality information per product (time dependant) coming from level 1b processing

##### 4.1.1 Plot level 1 quality information per product (time dependant): ENVISAT ASCENDING passes



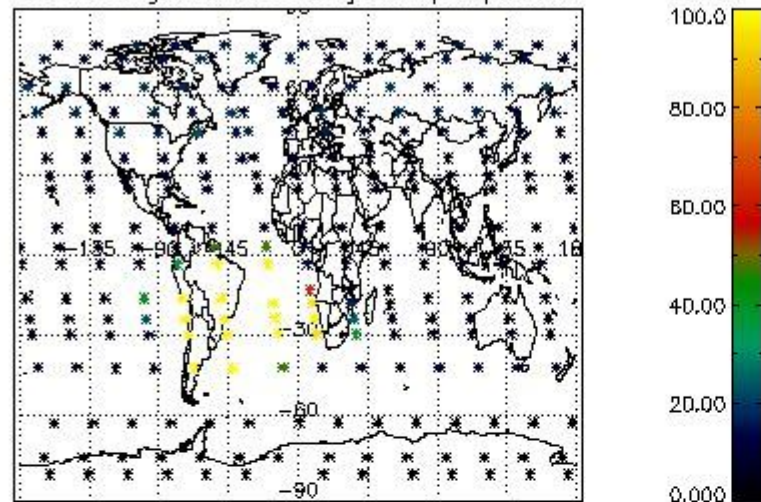
4.1.2 Plot level 1 quality information per product (time dependant): ENVI SAT DESCENDING passes



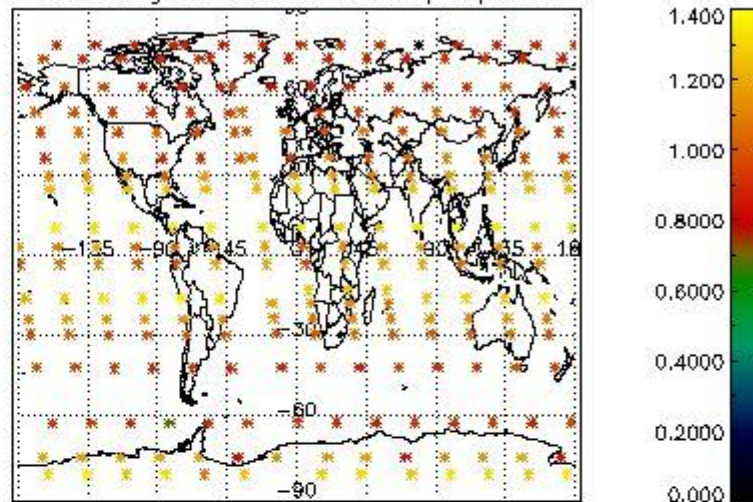
#### 4.2 Plot quality information per product coming from level 1b processing (world map)

##### 4.2.1 Plot level 1 quality information per product (world map): ENVISAT ASCENDING passes

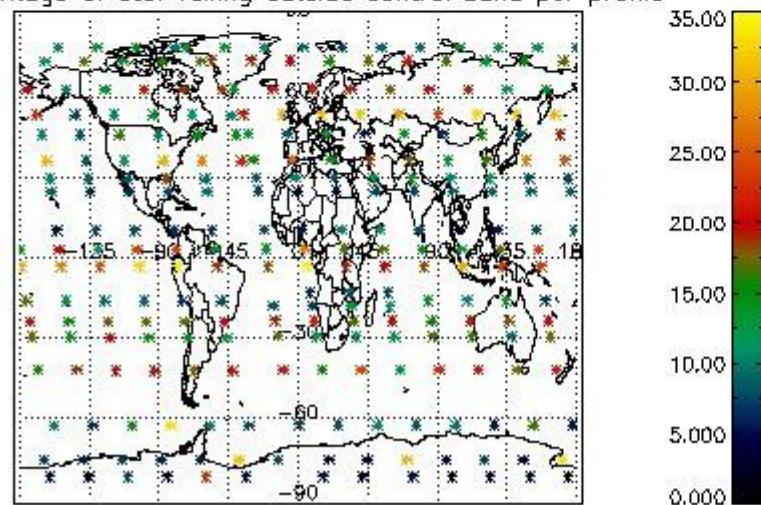
Percentage of cosmic ray hits per profile



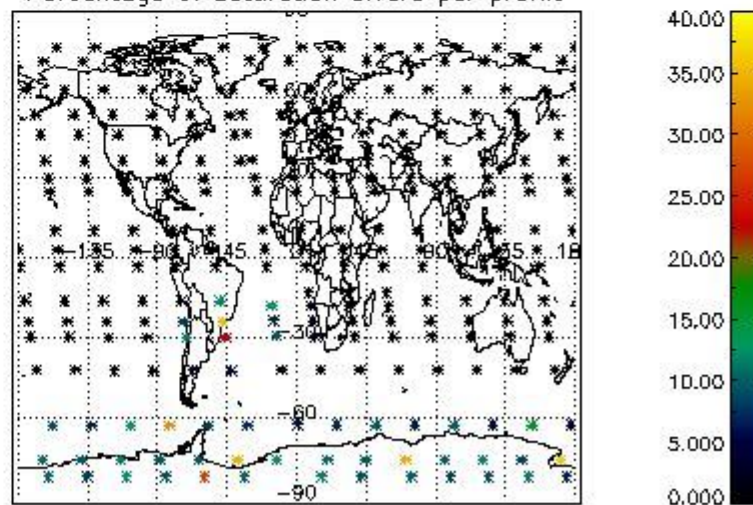
Percentage of datation errors per profile



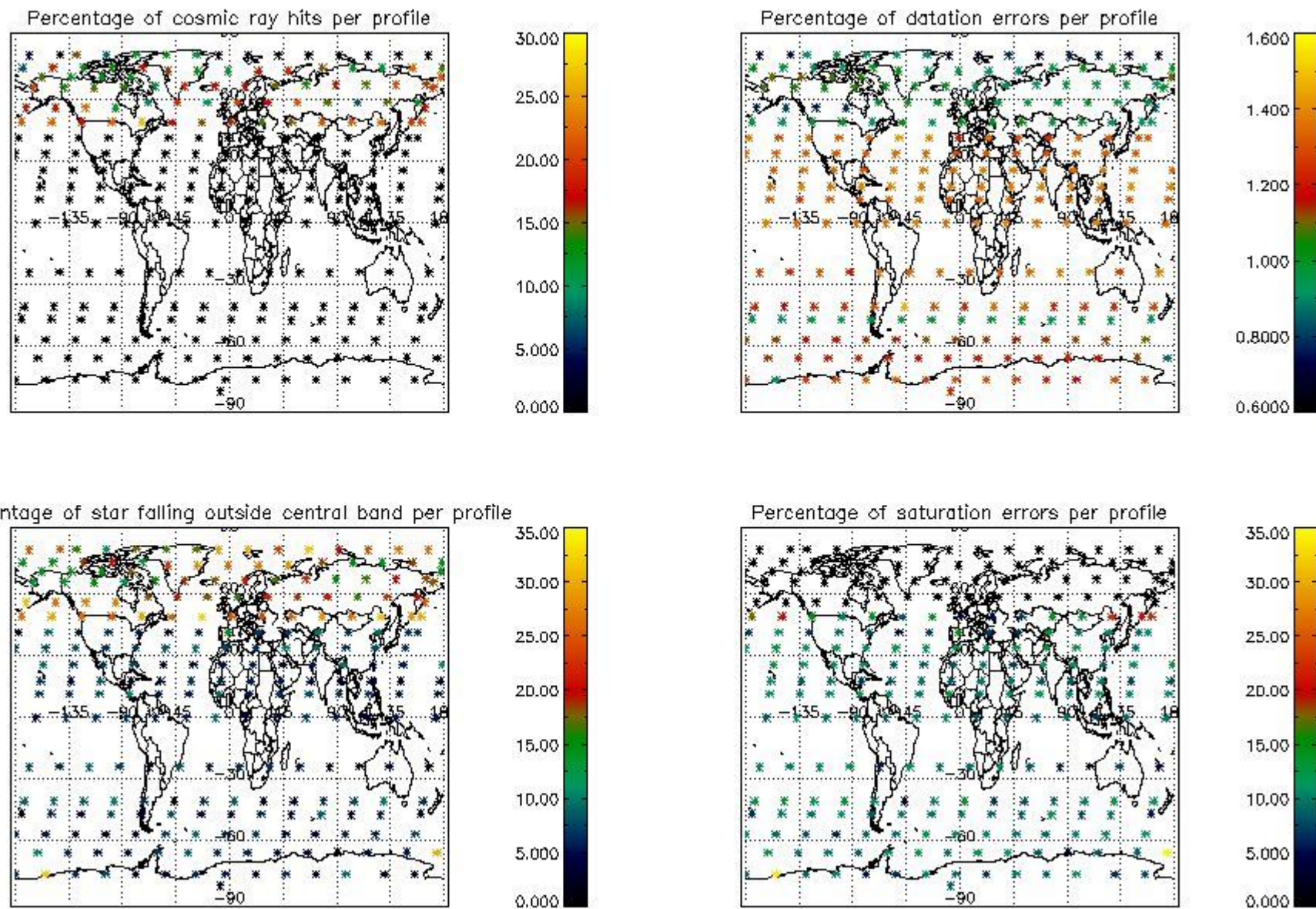
Percentage of star falling outside central band per profile



Percentage of saturation errors per profile



4.2.2 Plot level 1 quality information per product (world map): ENVISAT DESCENDING passes



## 5. Trace gas profiles

### 5.1 Ozone statistics based on quality of products

The final quality of the products can be "measured" using the STD (Standard Deviation) attached to every point profile. This information is written to the parameter GOM\_NL\_\_2P/NL\_LOCAL\_SPECIES\_DENSITY/o3\_std of the level 2 products. The table below shows the statistics for given STD ranges.

The statistics are given with respect to the overall valid production:

- Products without fatal errors: GOM\_NL\_\_2P/MPH/PRODUCT\_ERR=0
- Valid point profile: GOM\_NL\_\_2P/NL\_LOCAL\_SPECIES\_DENSITY/pcd(0)=0

The 'Criteria' is applied to valid points of dark limb products:

- Products in dark limb illumination condition: GOM\_NL\_\_2P/NL\_SUMMARY\_QUALITY/obs\_ill\_cond=0
- Products without fatal errors: GOM\_NL\_\_2P/MPH/PRODUCT\_ERR=0
- Valid point profile: GOM\_NL\_\_2P/NL\_LOCAL\_SPECIES\_DENSITY/pcd(0)=0

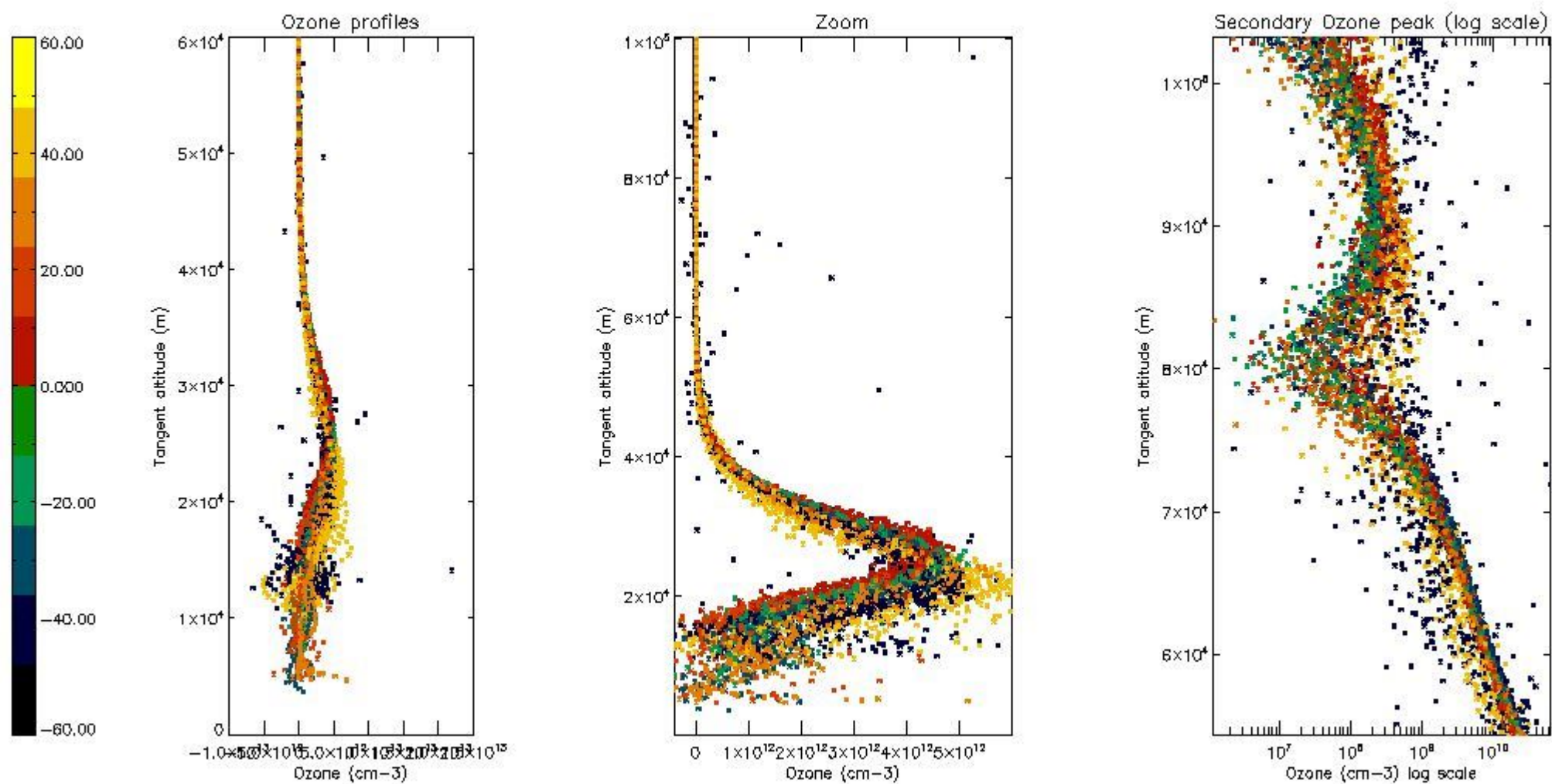
So, the table below shows the percentage of dark limb and valid observations for each criteria with respect to the overall valid daily observations.

Criteria	% of total production
All STD	35
STD < 20	19

STD < 10	16
STD < 5	10

5.2 Plot ozone profiles for all STD (dark without errors)

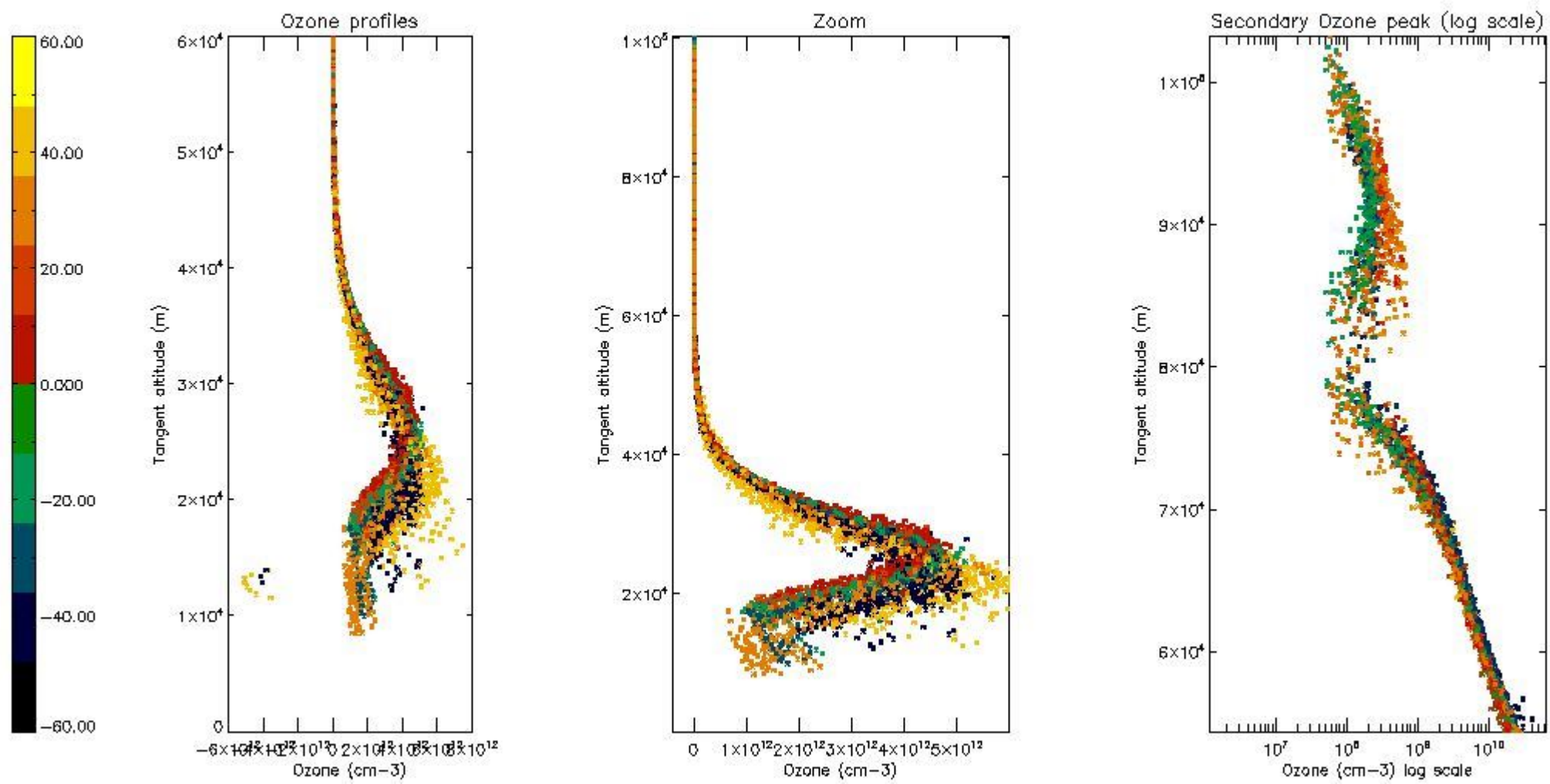
The colorbar represents the latitude.



5.3 Plot ozone profiles where STD < 20% (dark without errors)

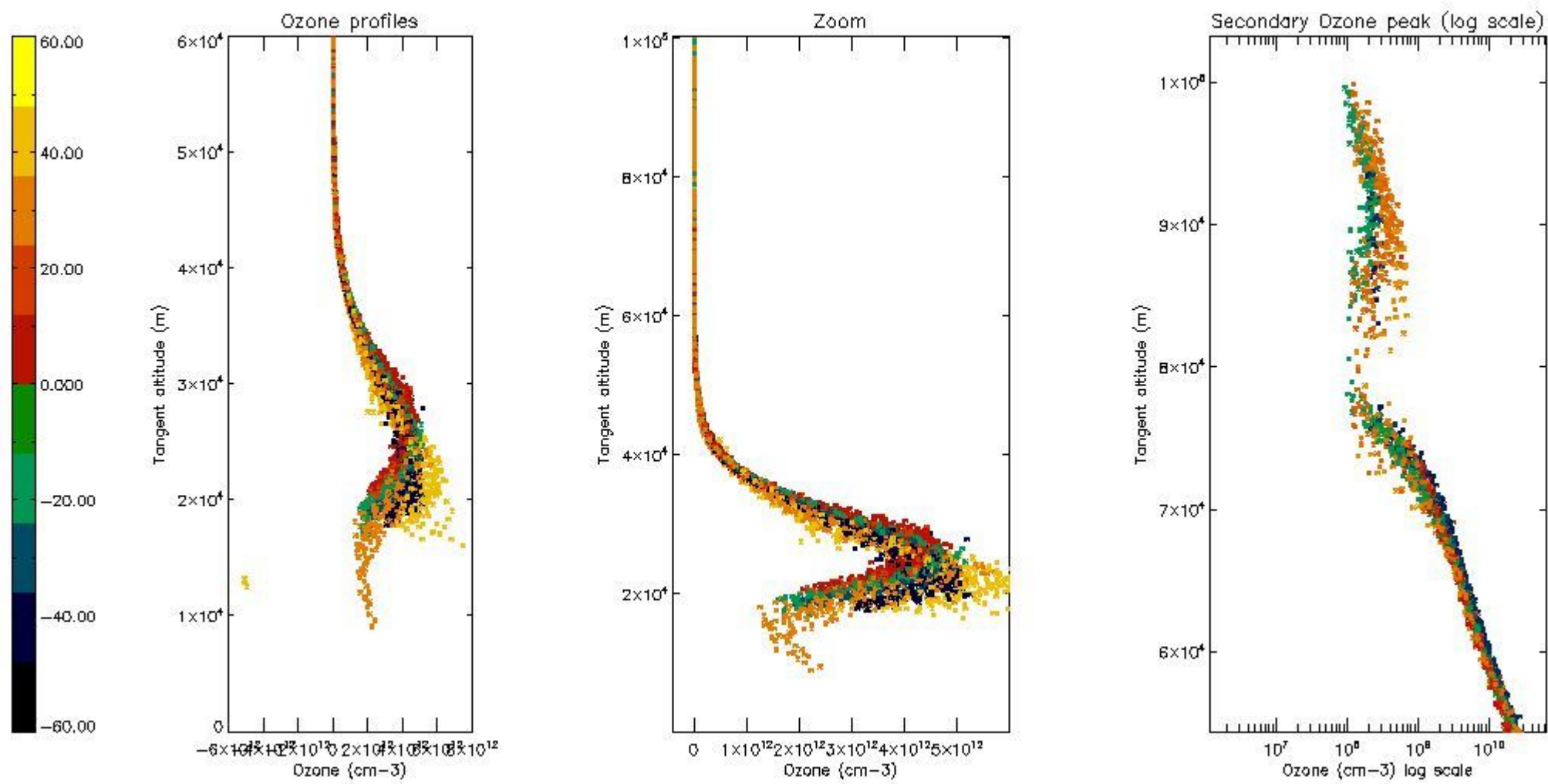
The colorbar represents the latitude.





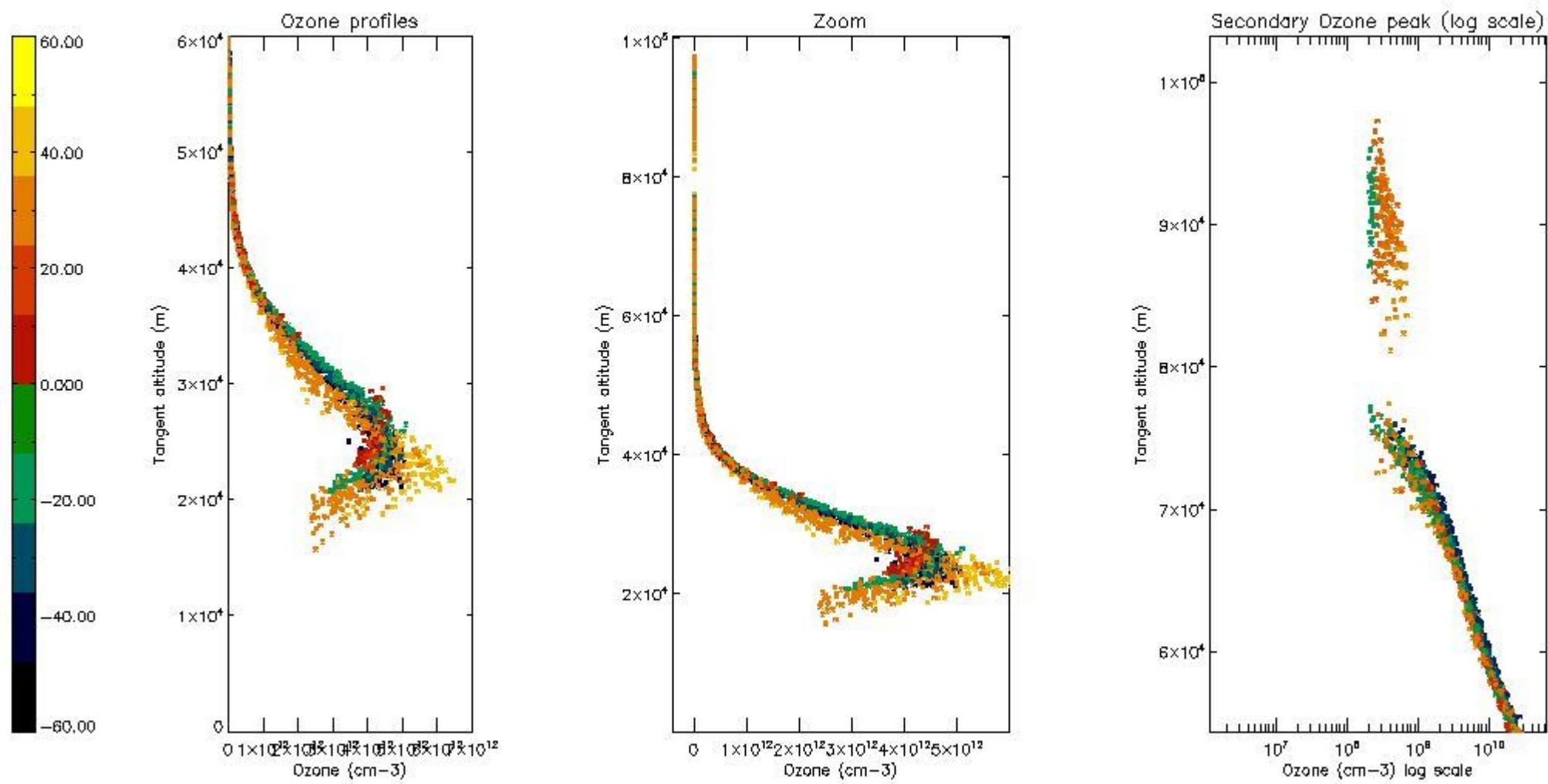
*5.4 Plot ozone profiles where STD < 10% (dark without errors)*

The colorbar represents the latitude.



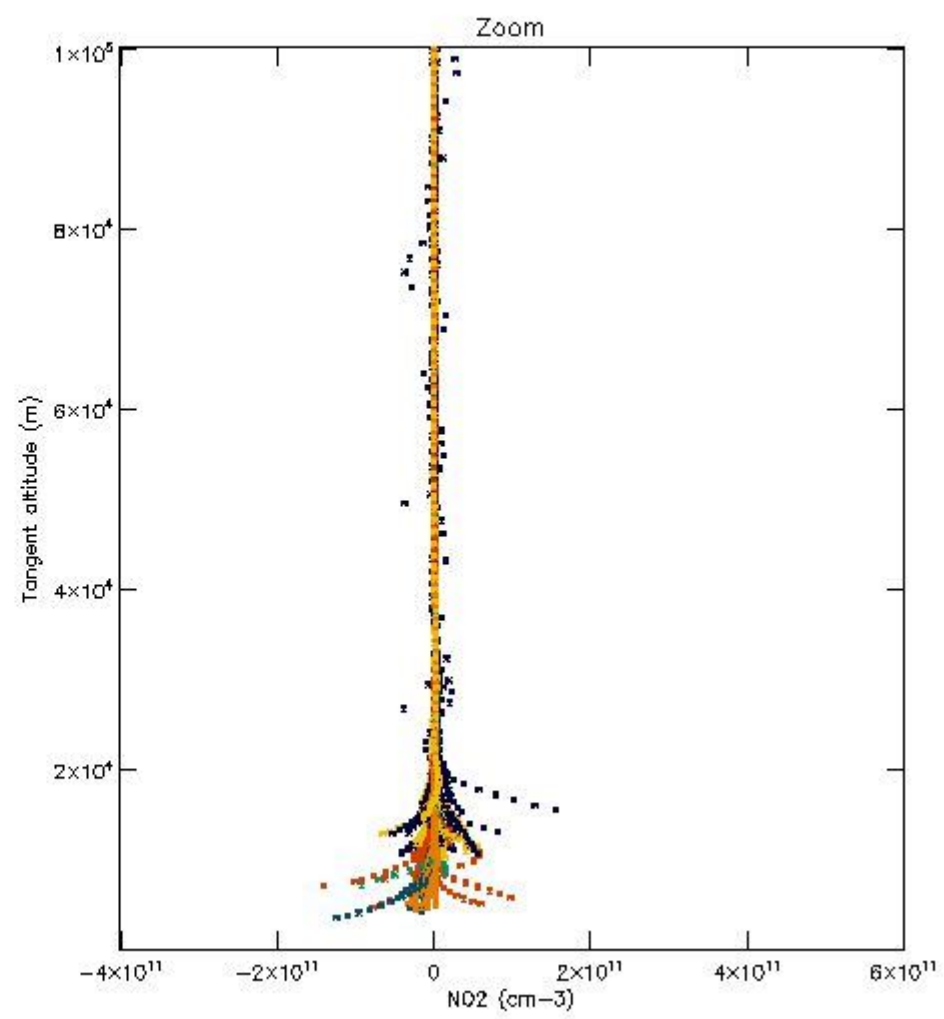
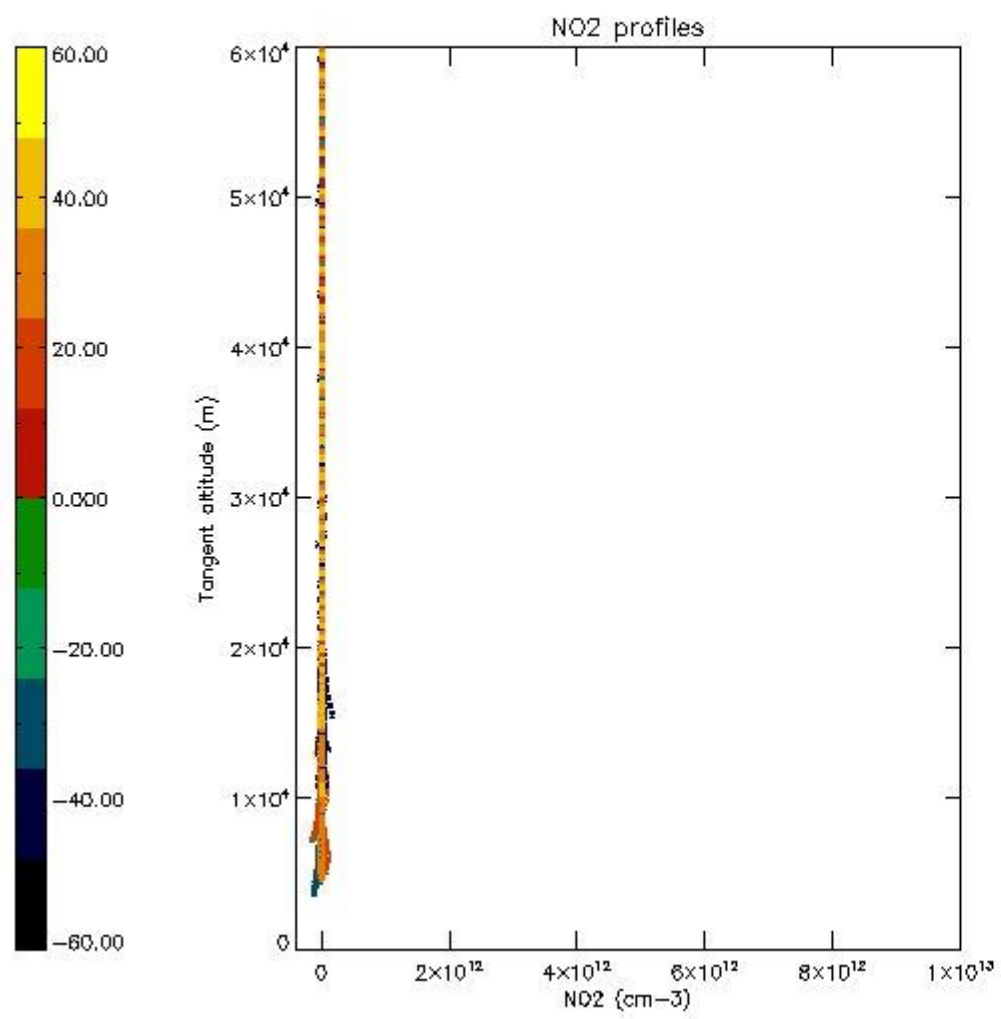
*5.5 Plot ozone profiles where STD < 5% (dark without errors)*

The colorbar represents the latitude.



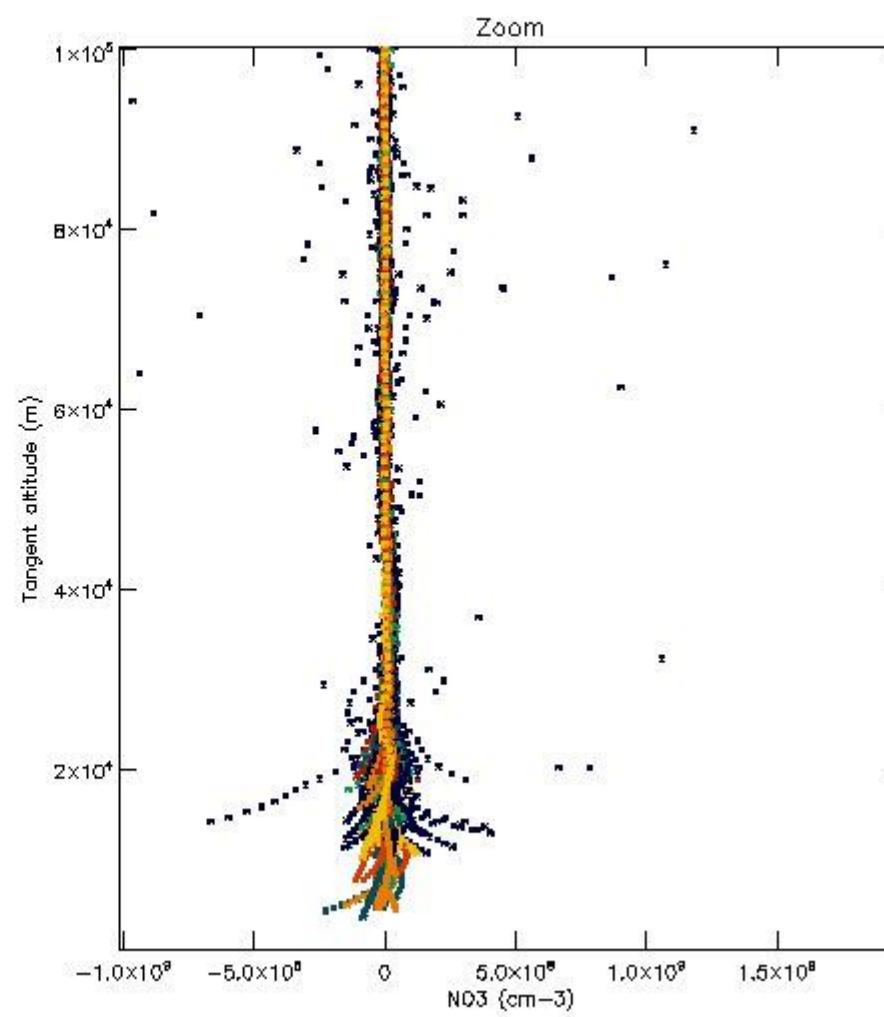
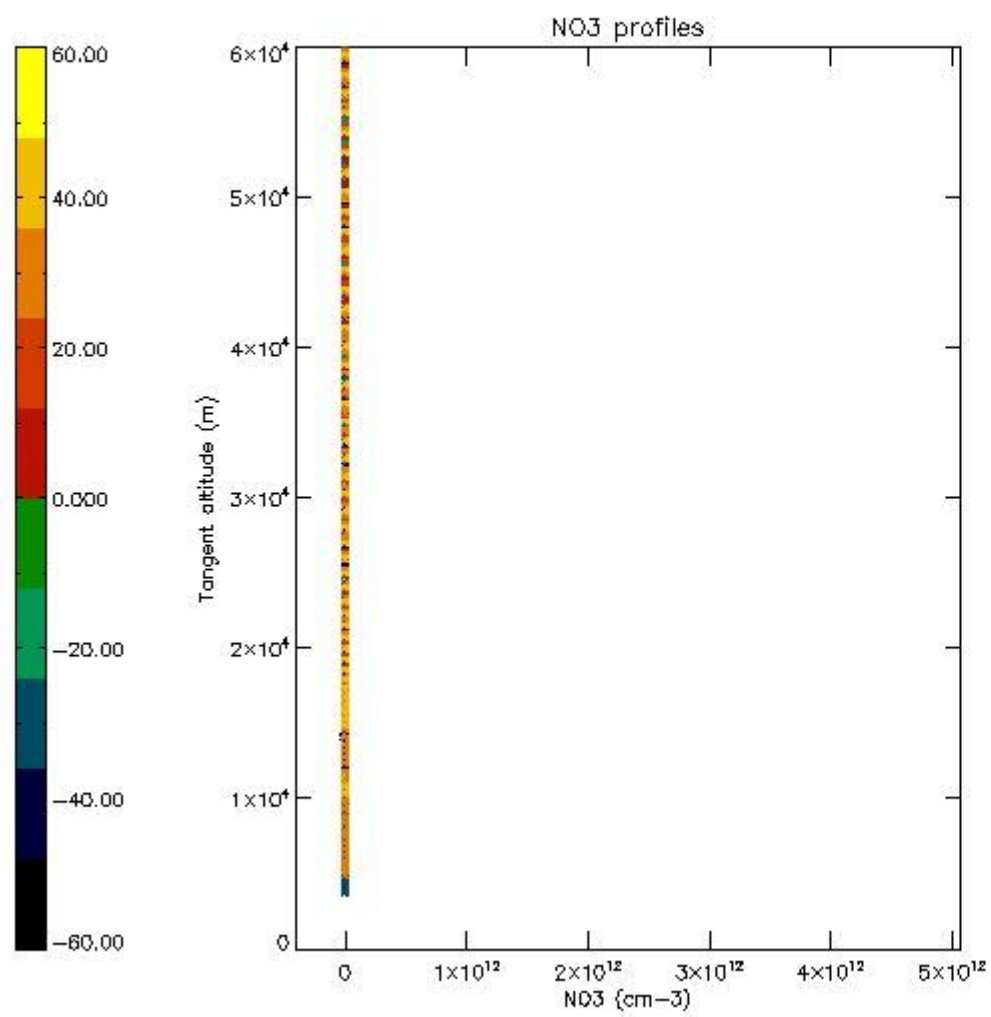
*5.6 Plot NO<sub>2</sub> profiles for all STD (dark without errors)*

The colorbar represents the latitude.



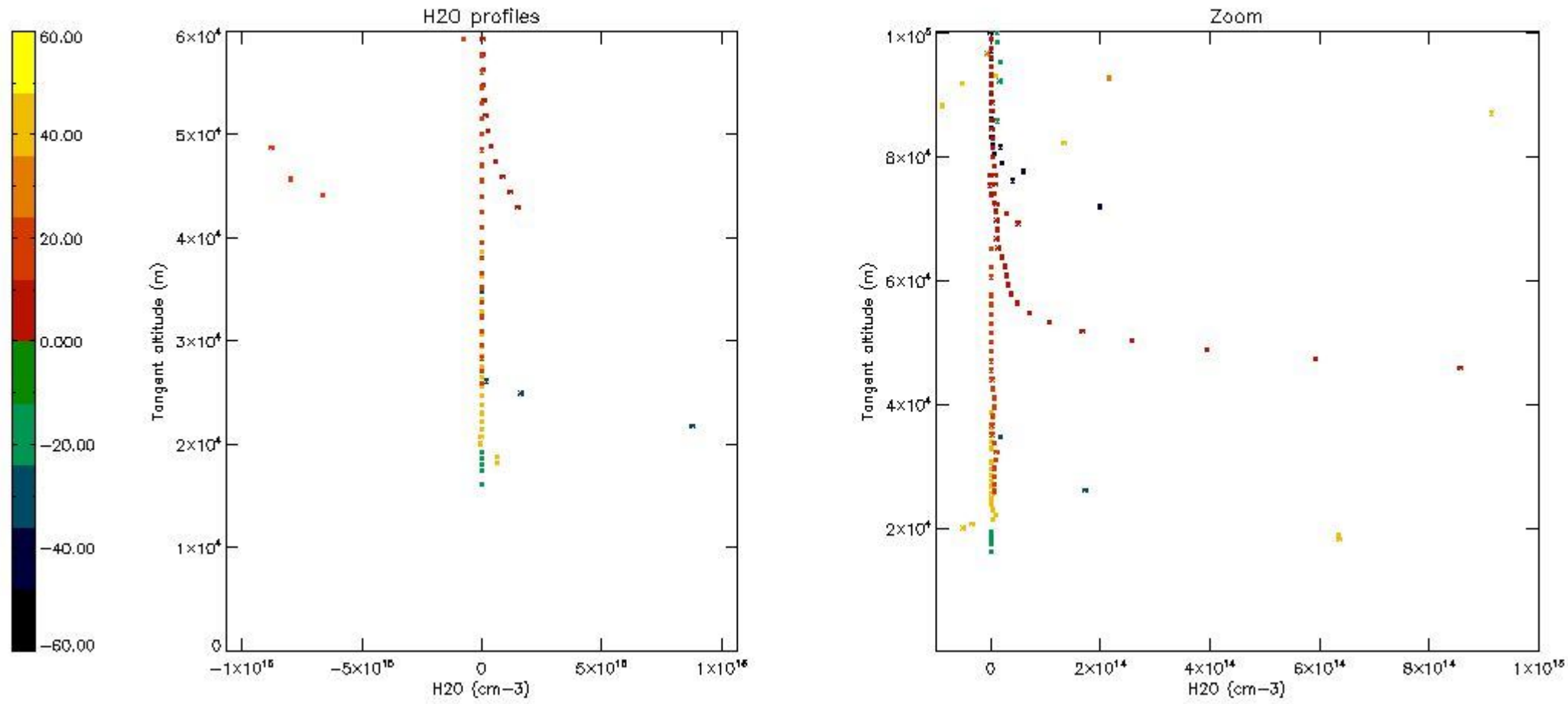
*5.7 Plot NO3 profiles for all STD (dark without errors)*

The colorbar represents the latitude.



5.8 Plot H<sub>2</sub>O profiles for all STD (only for occultations of stars 1,2,3,4,13,14,16,26,63 dark without errors)

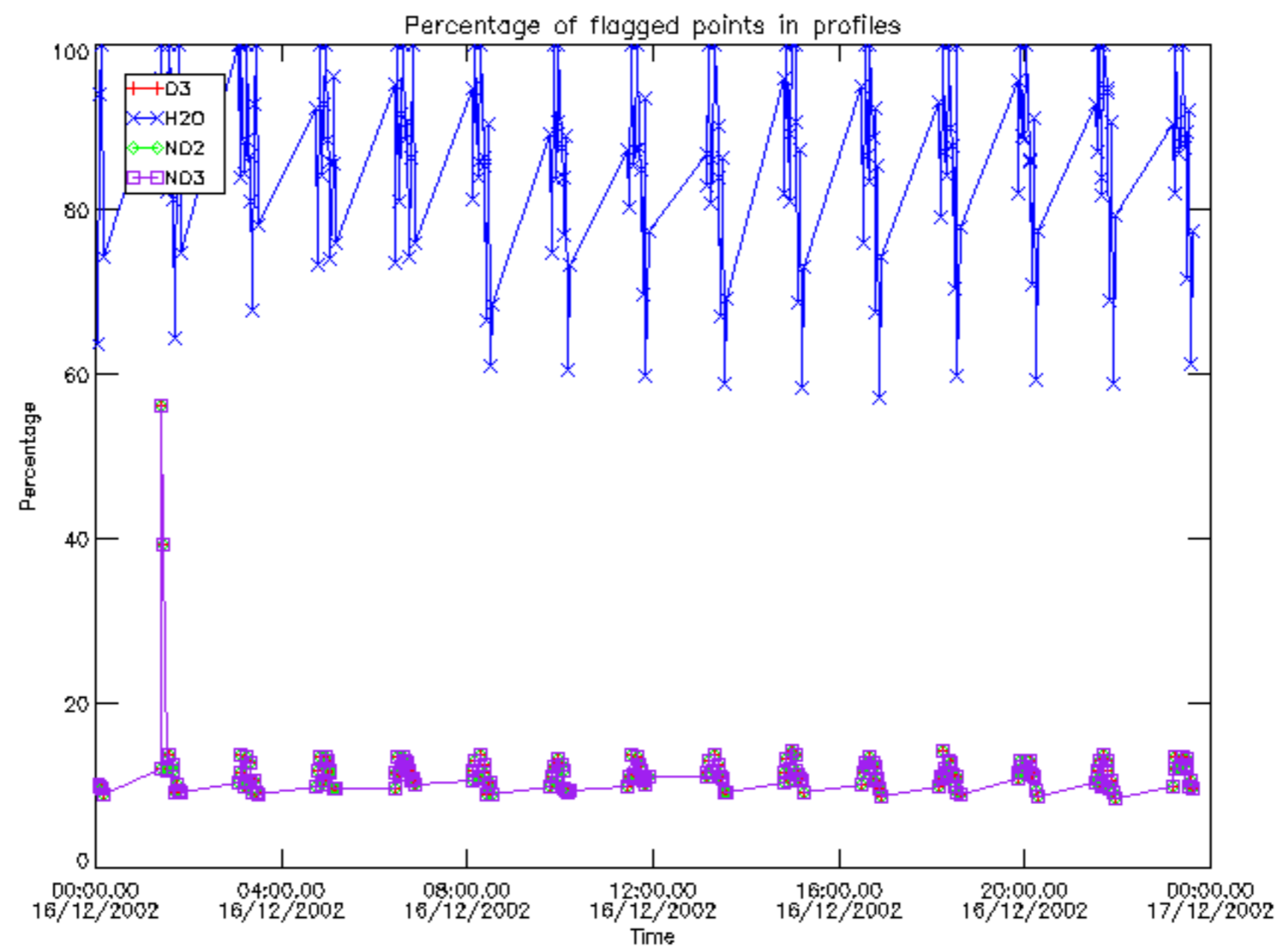
The colorbar represents the latitude.



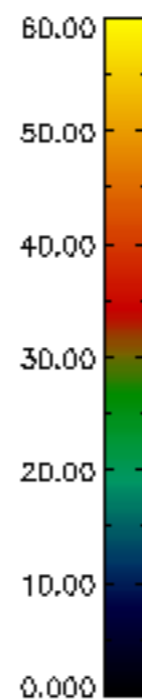
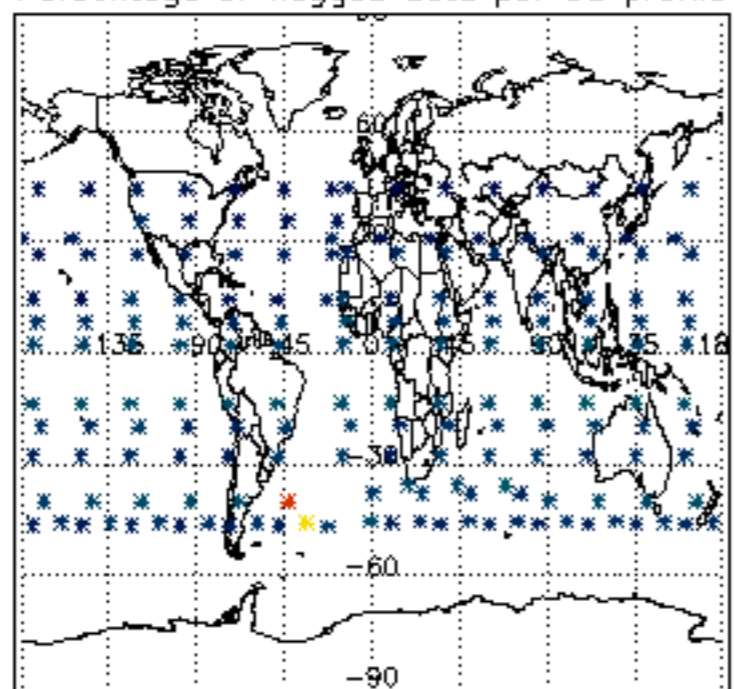
## 6. Auxiliary Data Files used for the production reported in section 2

The number reported in the third column indicates since which file (see list in section 2) the corresponding auxiliary file has been used. The fourth column is the date of those product files.

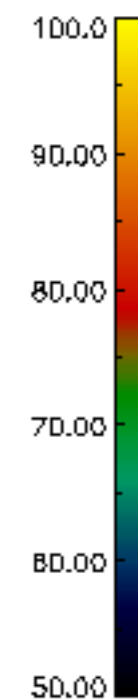
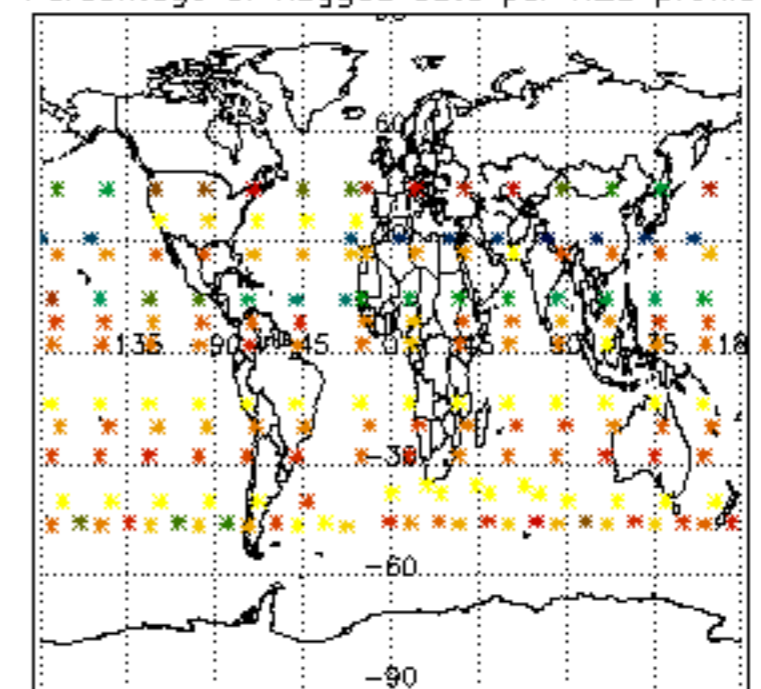
Type	Auxiliary Filename	Used since product	Used since product date
INST_PHYS_CHARACTERISTICS	GOM_INS_AXNIEC20050627_150440_20020301_000000_20100101_000000	1	16-DEC-2002 00:01:43
LEVEL-2_PROC_CONFIG	GOM_PR2_AXVIEC20091111_152718_20020301_000000_20500101_000000	1	16-DEC-2002 00:01:43
CROSS_SECTIONS_FILE	GOM_CRS_AXVIEC20091111_154832_20020301_000000_20500101_000000	1	16-DEC-2002 00:01:43



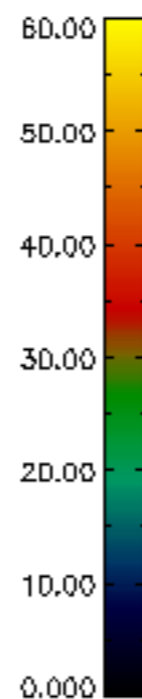
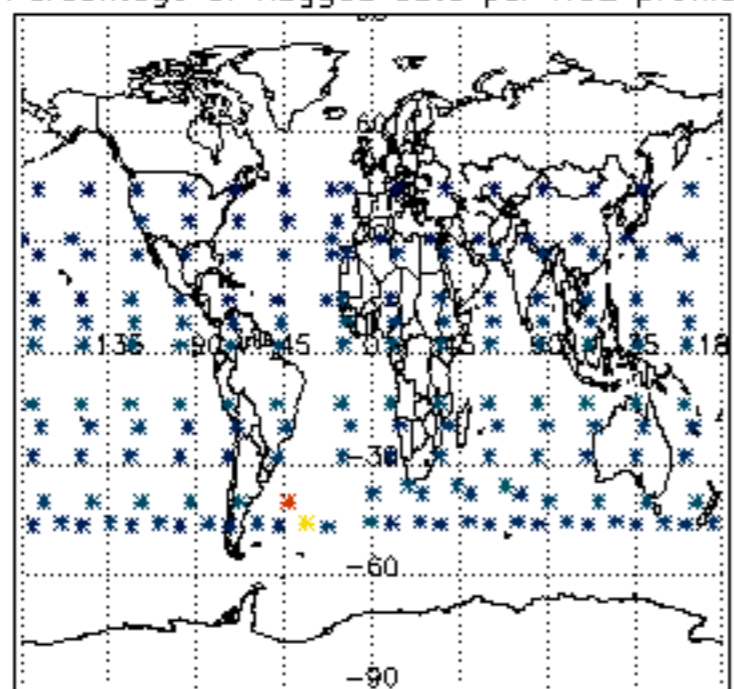
Percentage of flagged data per D3 profile



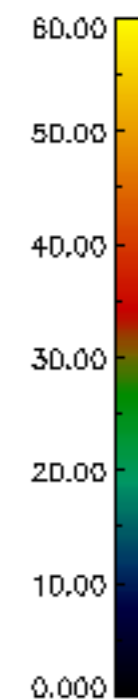
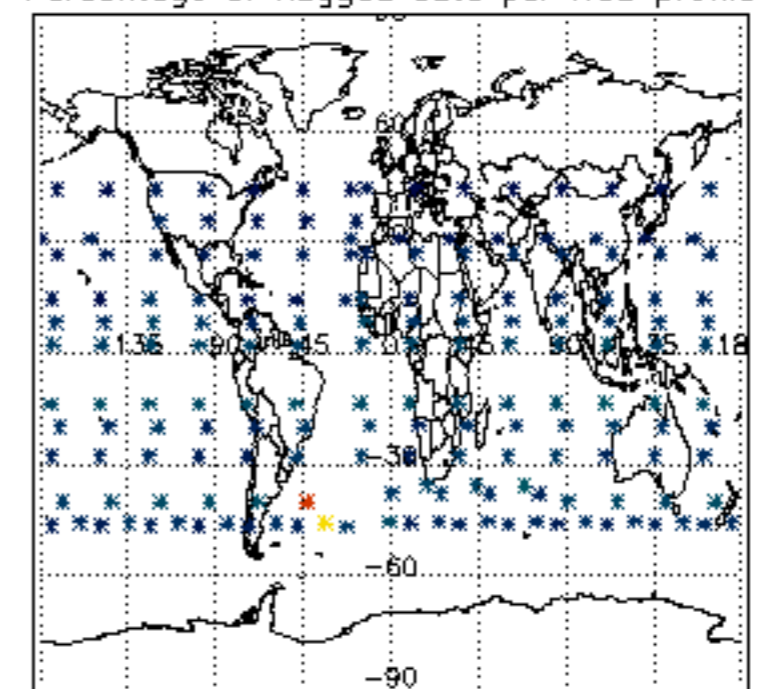
Percentage of flagged data per H2O profile



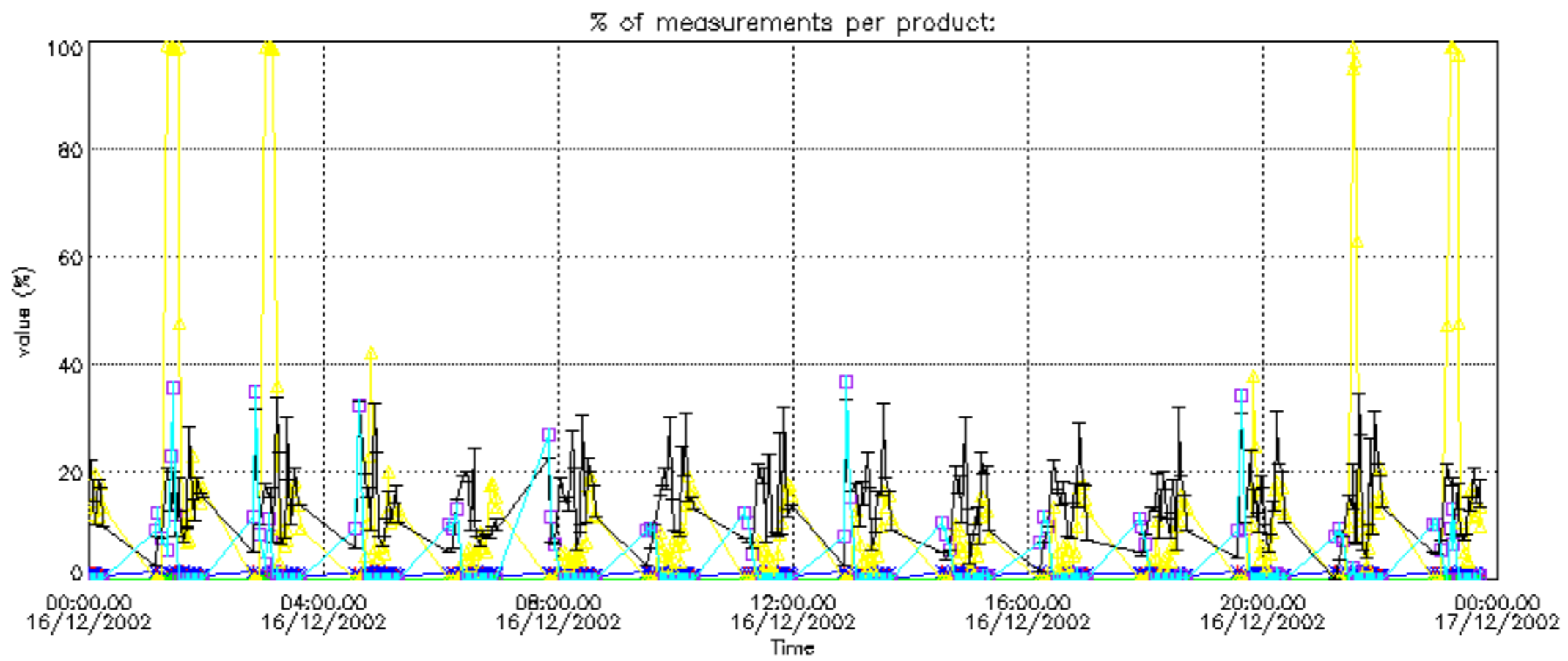
Percentage of flagged data per NO2 profile

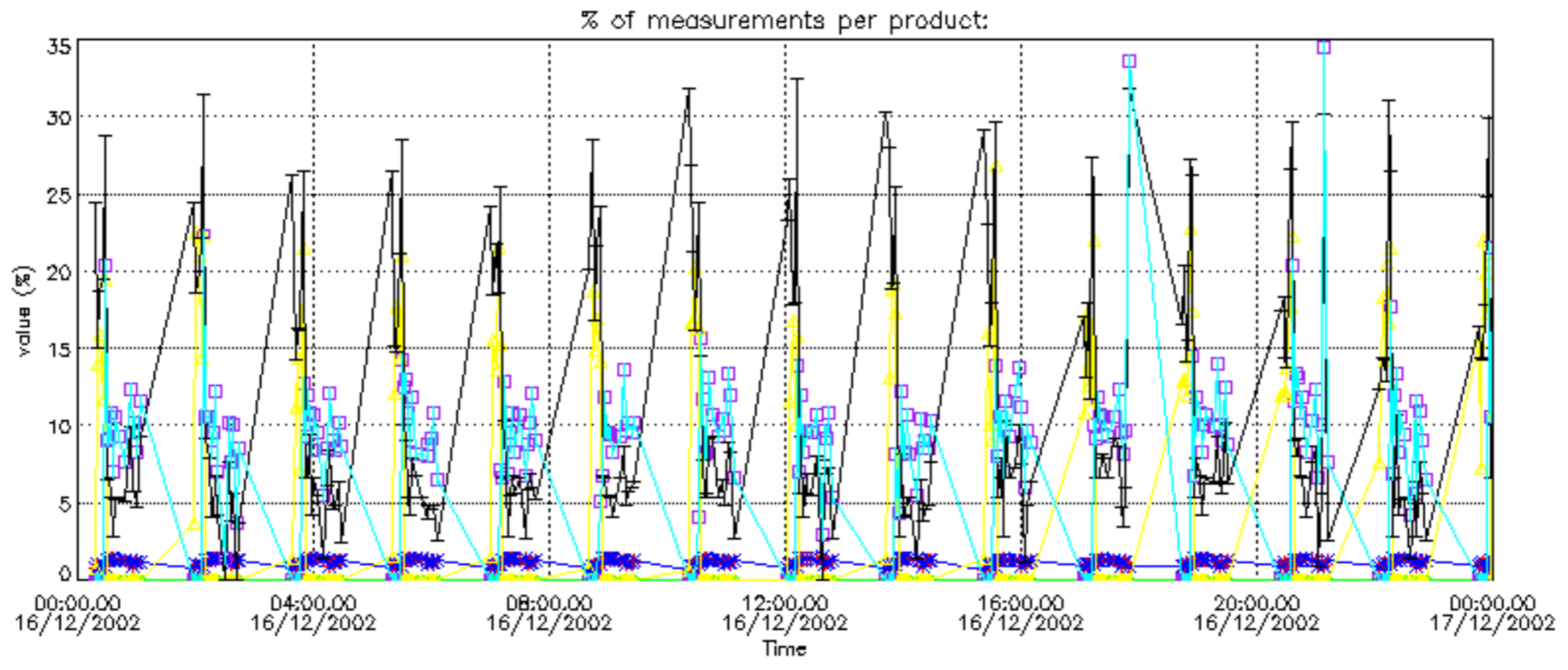


Percentage of flagged data per NO3 profile

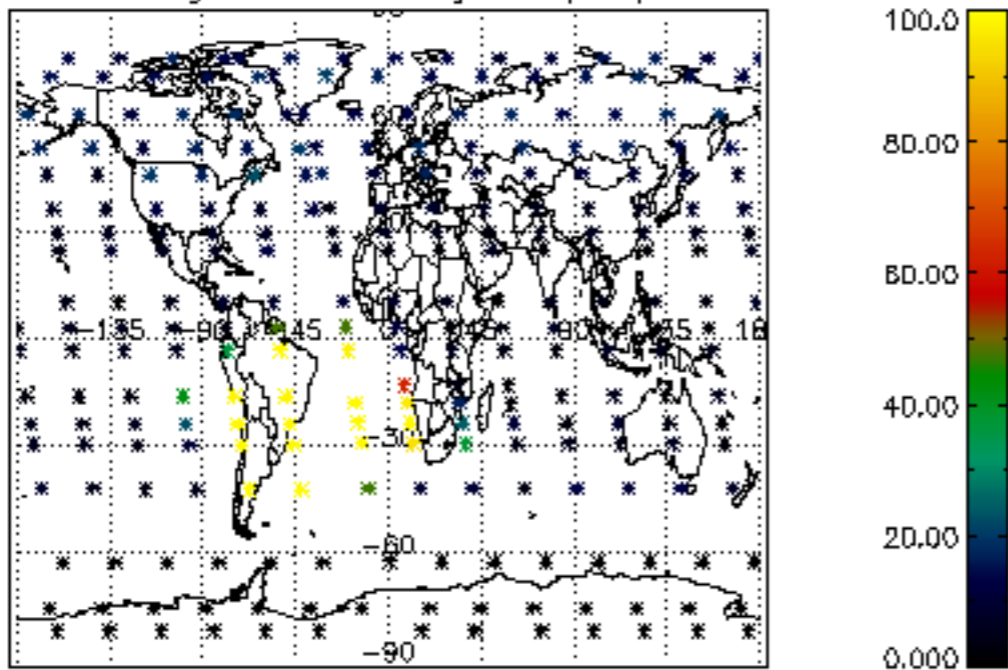




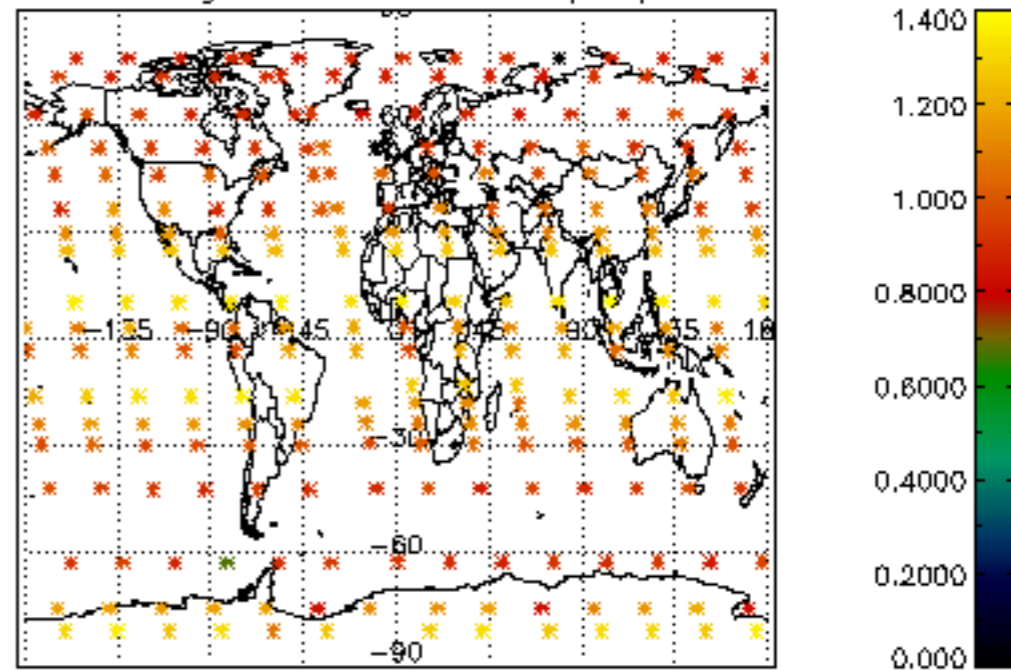




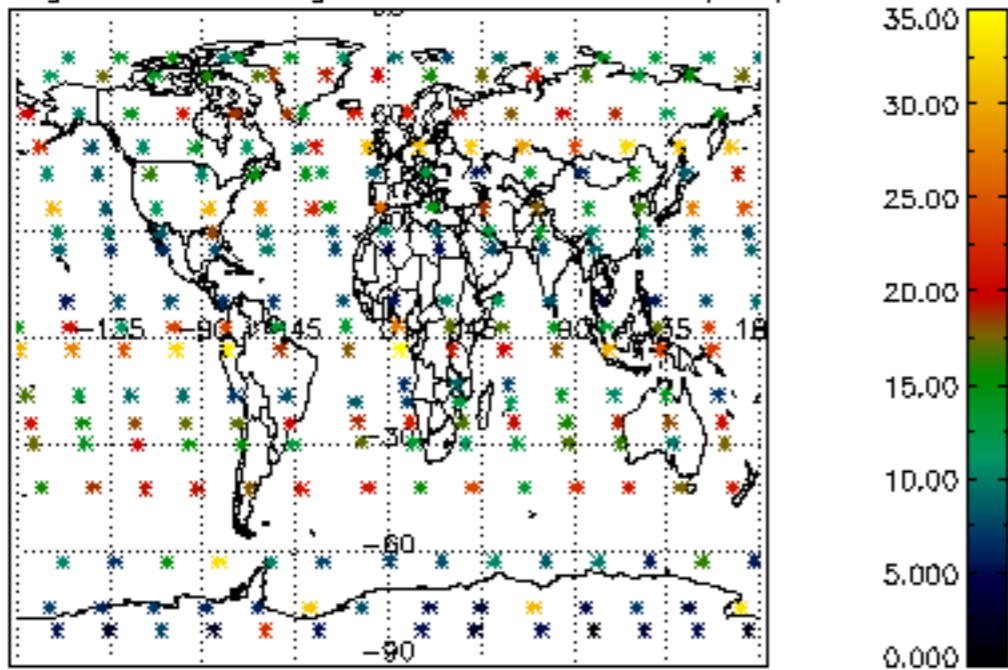
Percentage of cosmic ray hits per profile



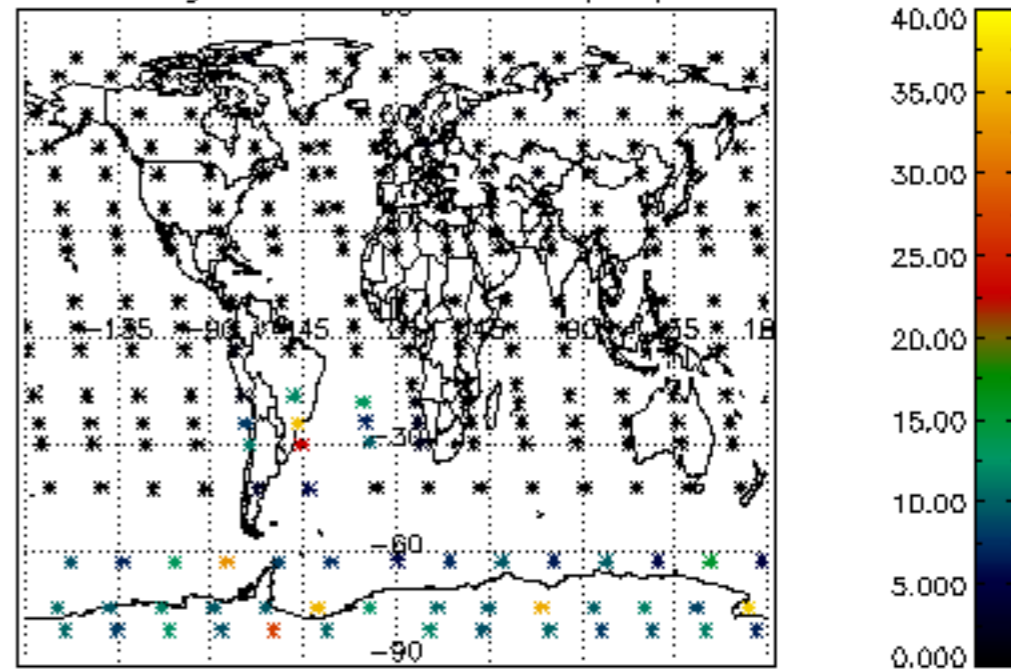
Percentage of datation errors per profile



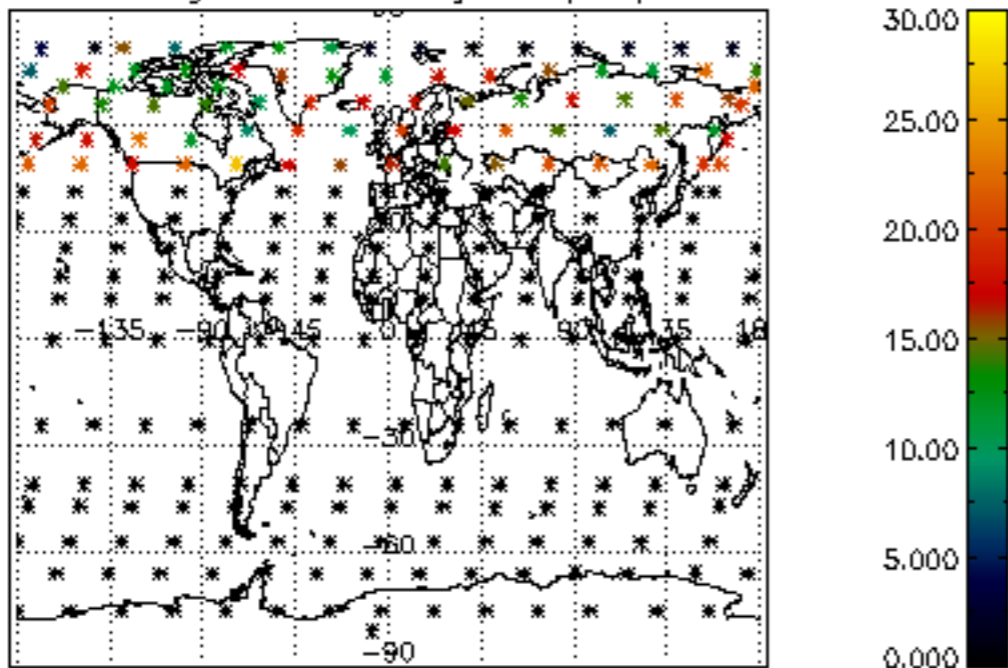
Percentage of star falling outside central band per profile



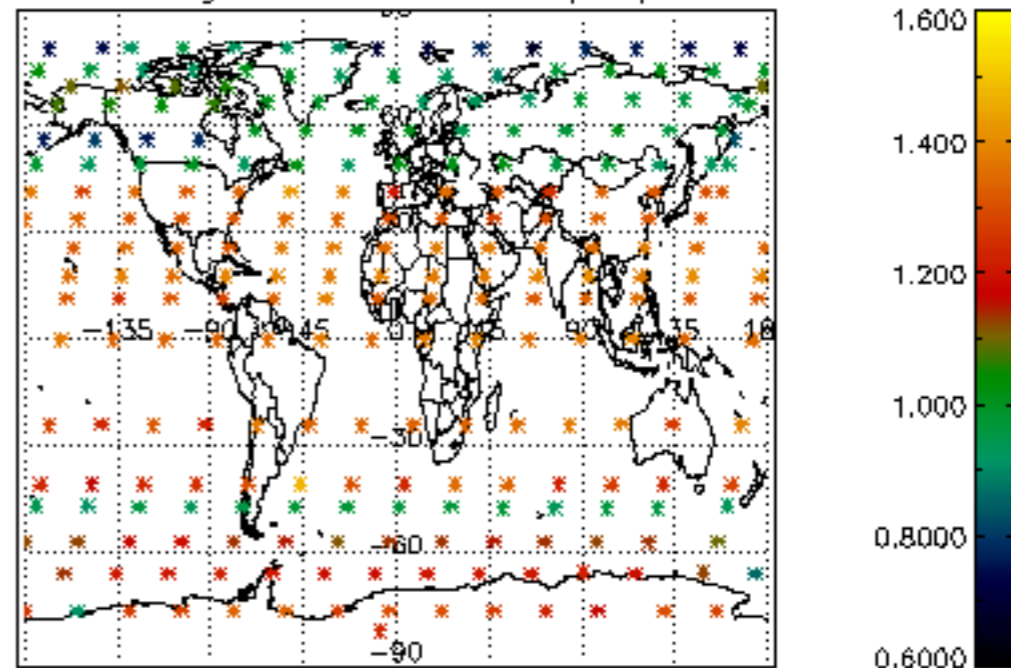
Percentage of saturation errors per profile



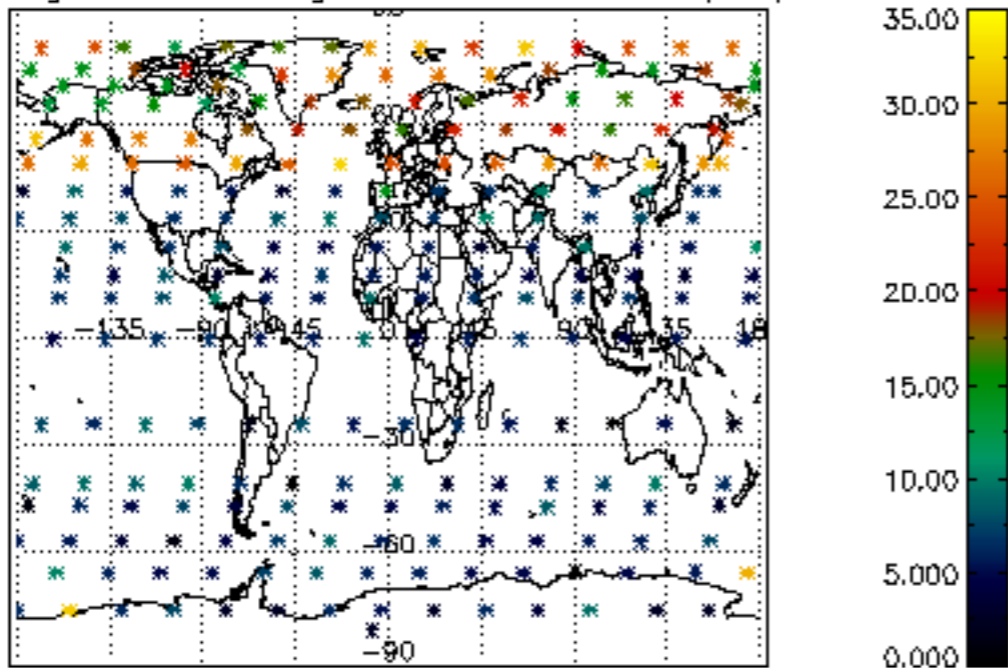
Percentage of cosmic ray hits per profile



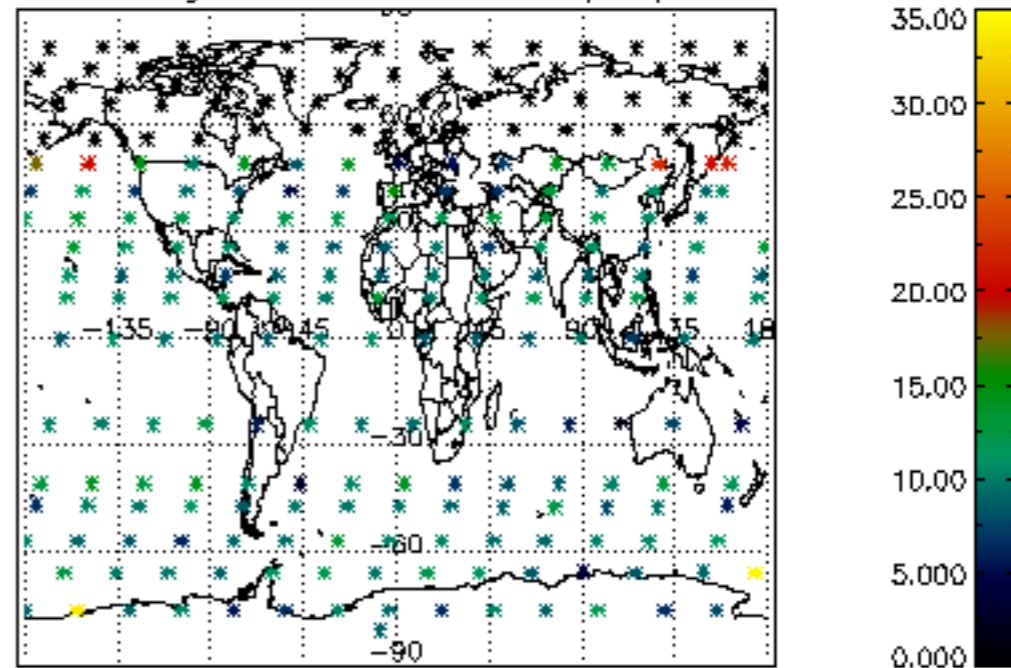
Percentage of datation errors per profile

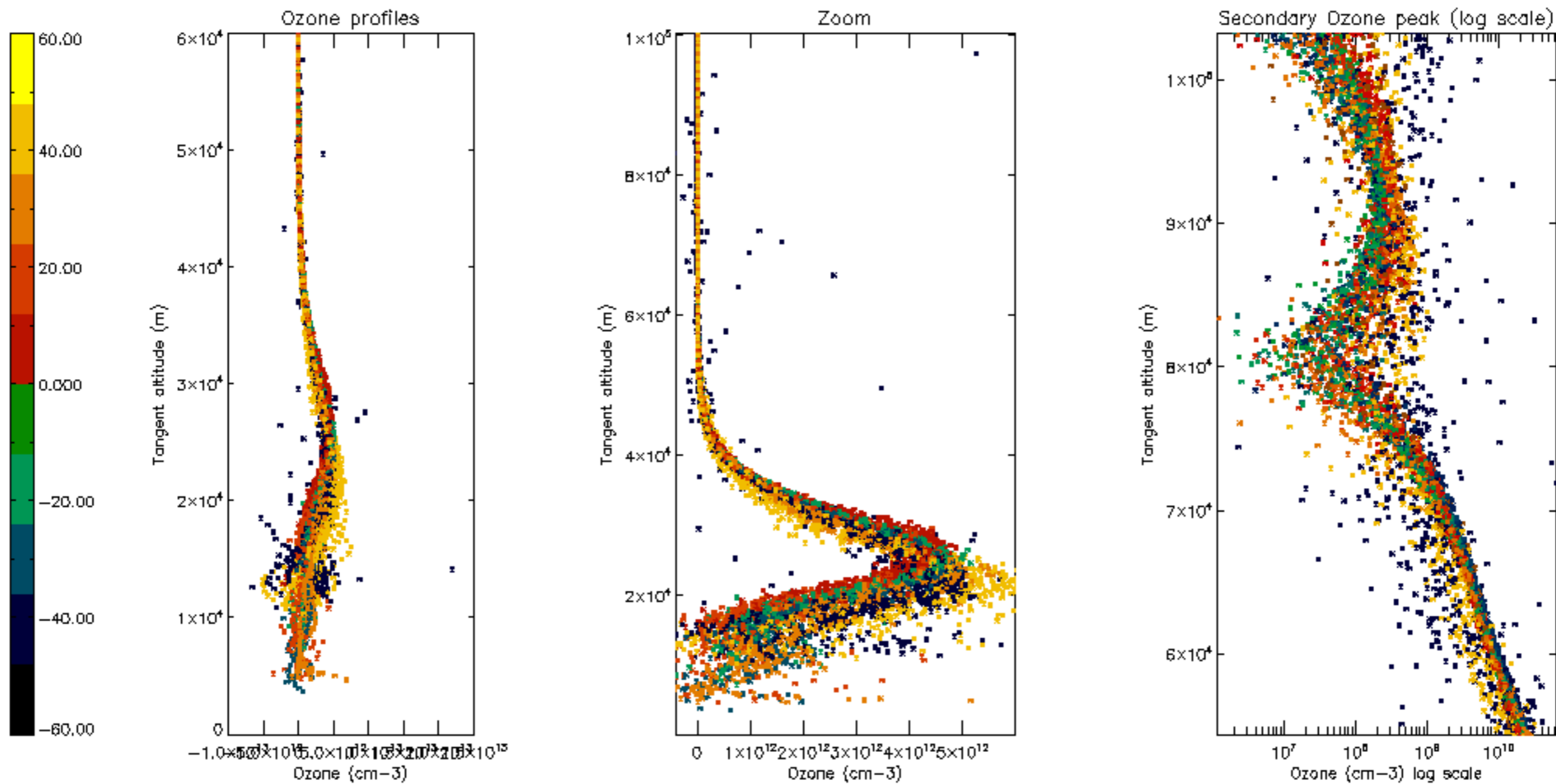


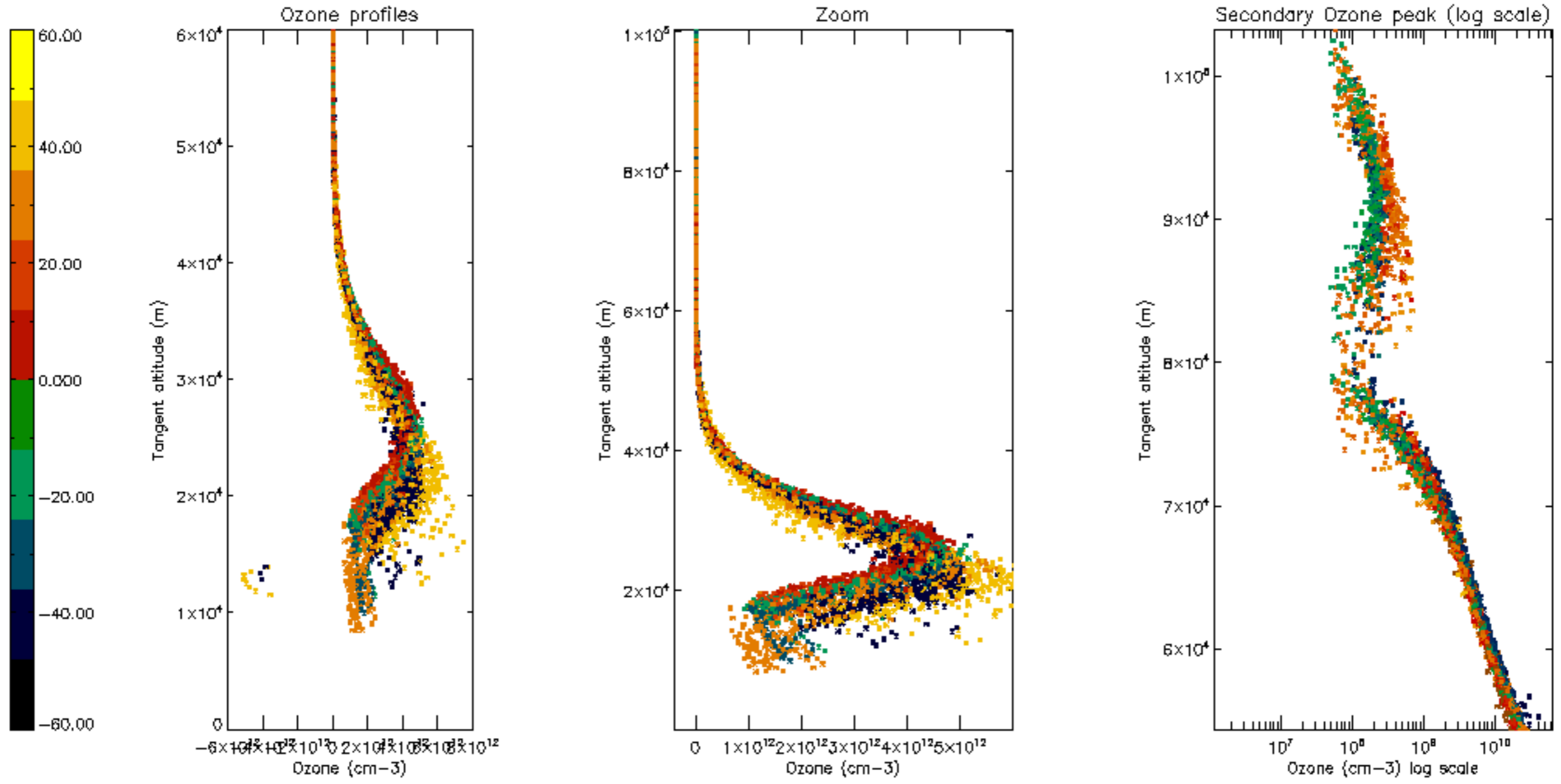
Percentage of star falling outside central band per profile

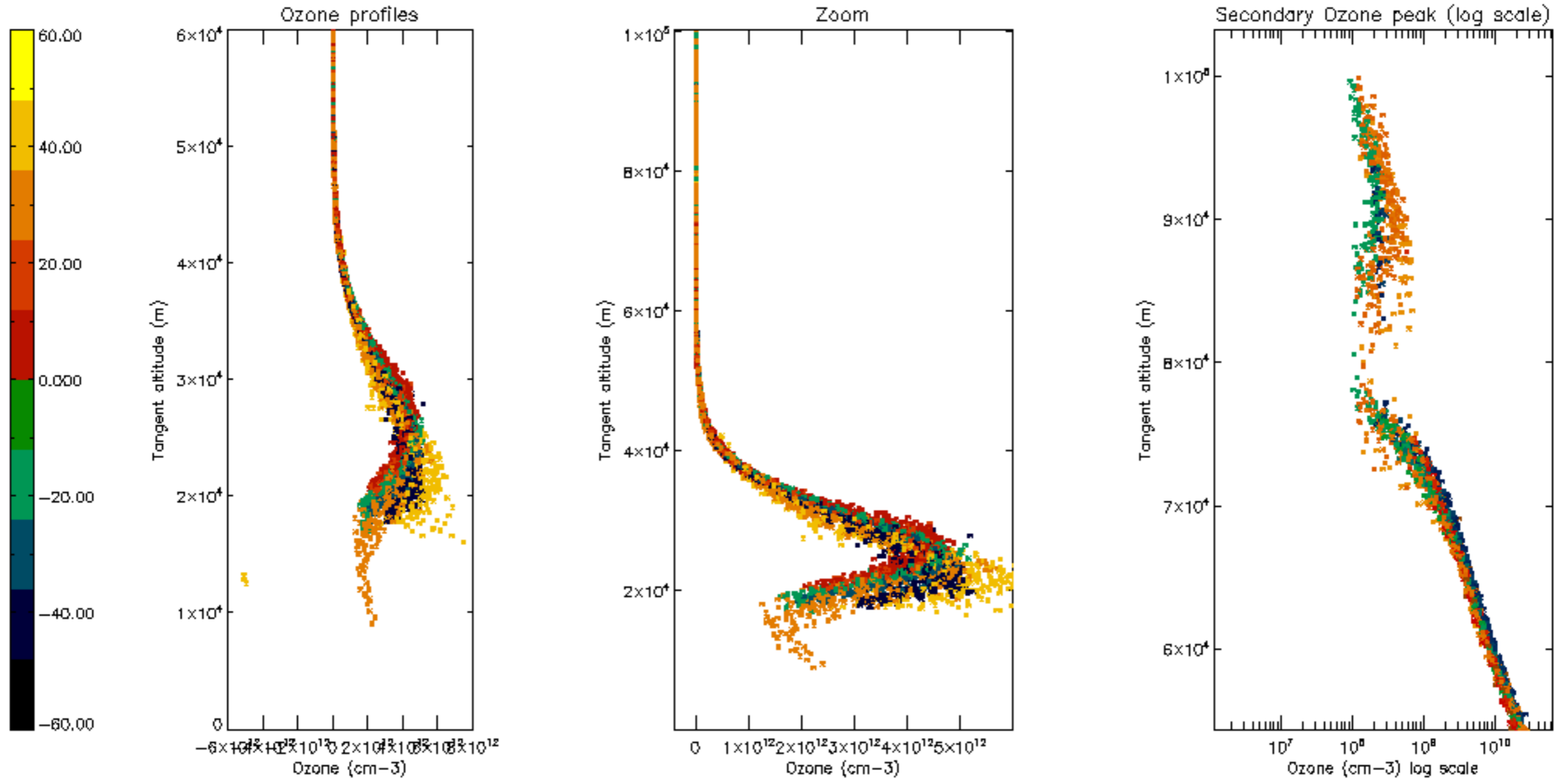


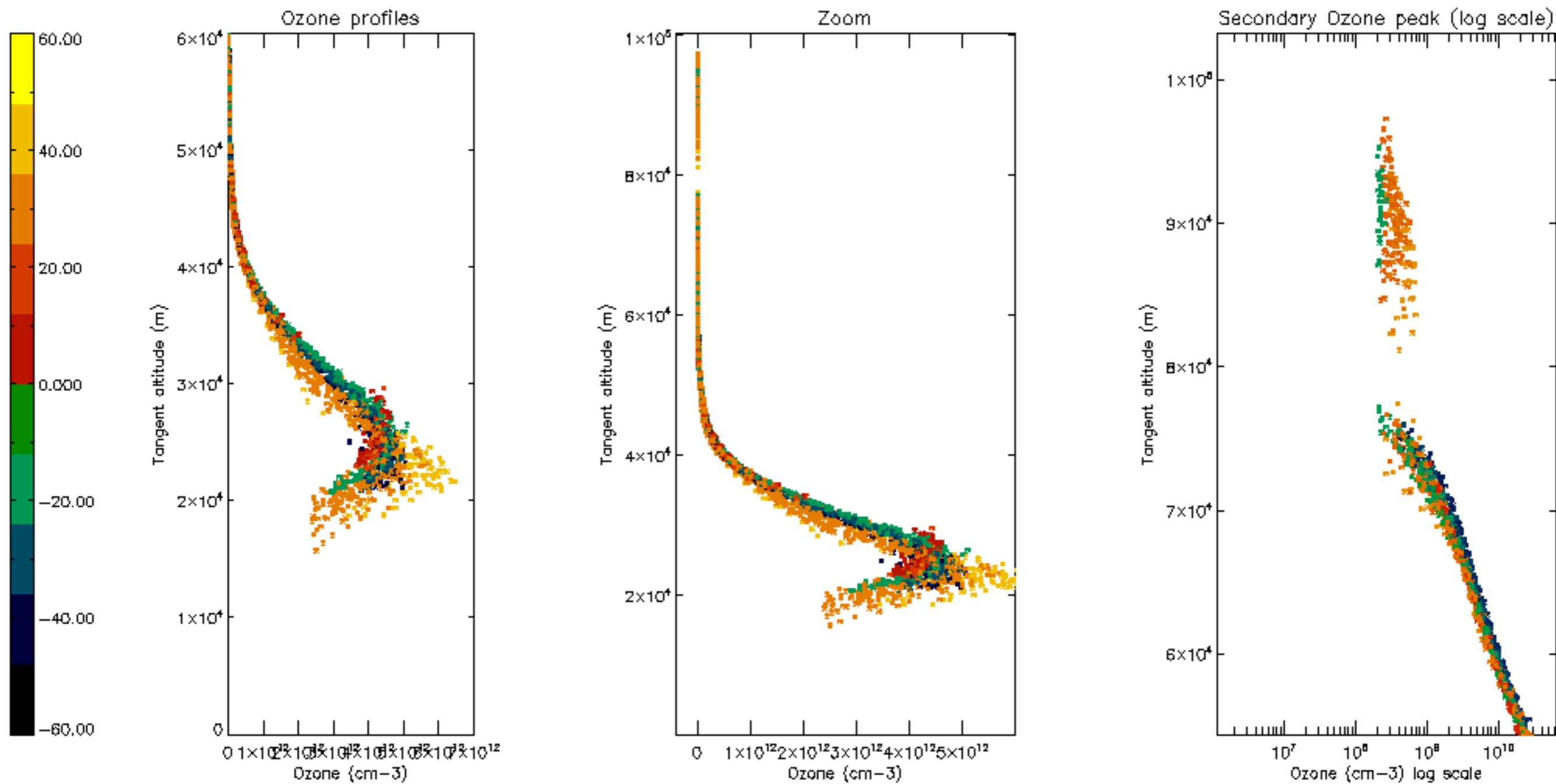
Percentage of saturation errors per profile



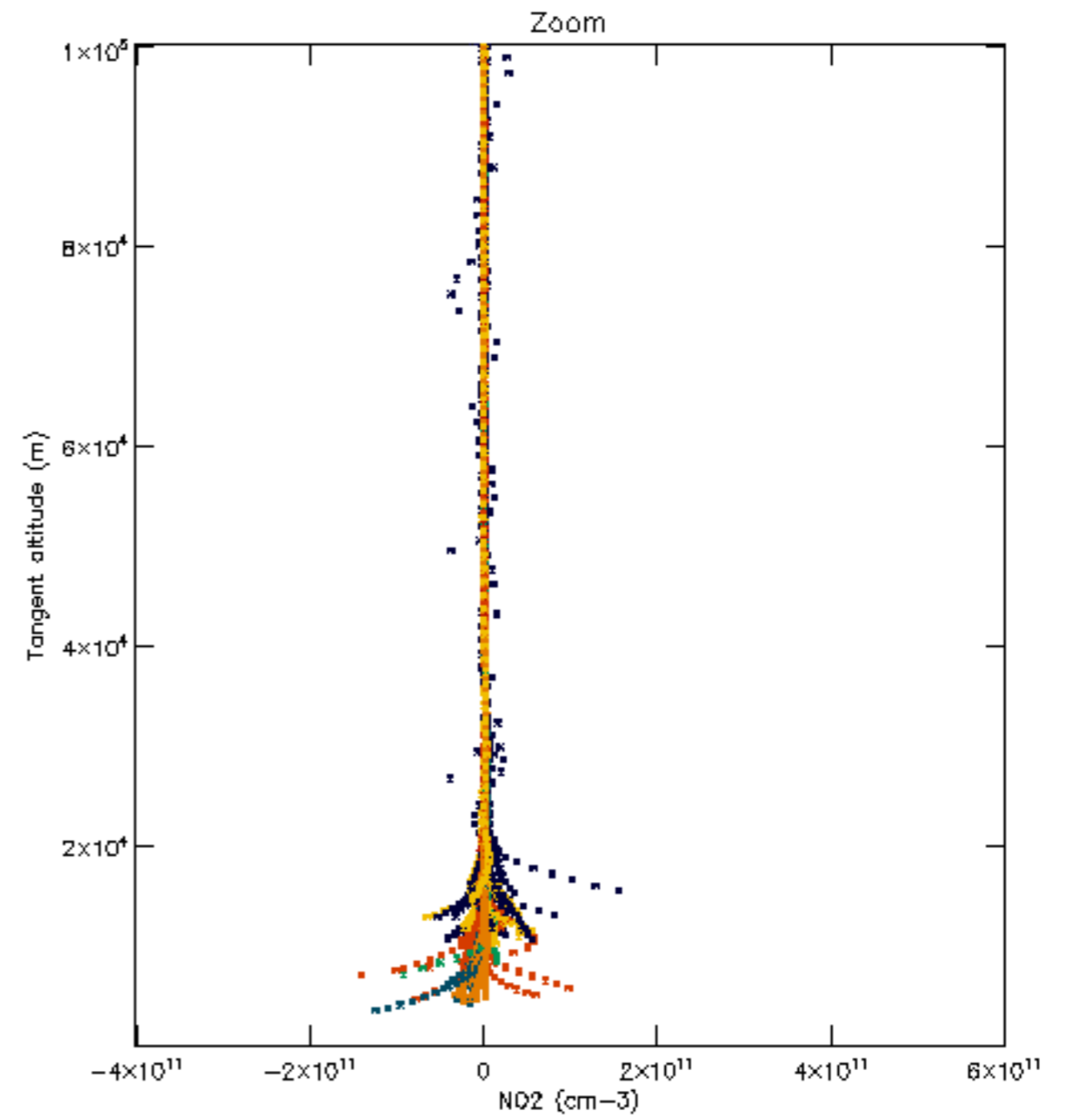
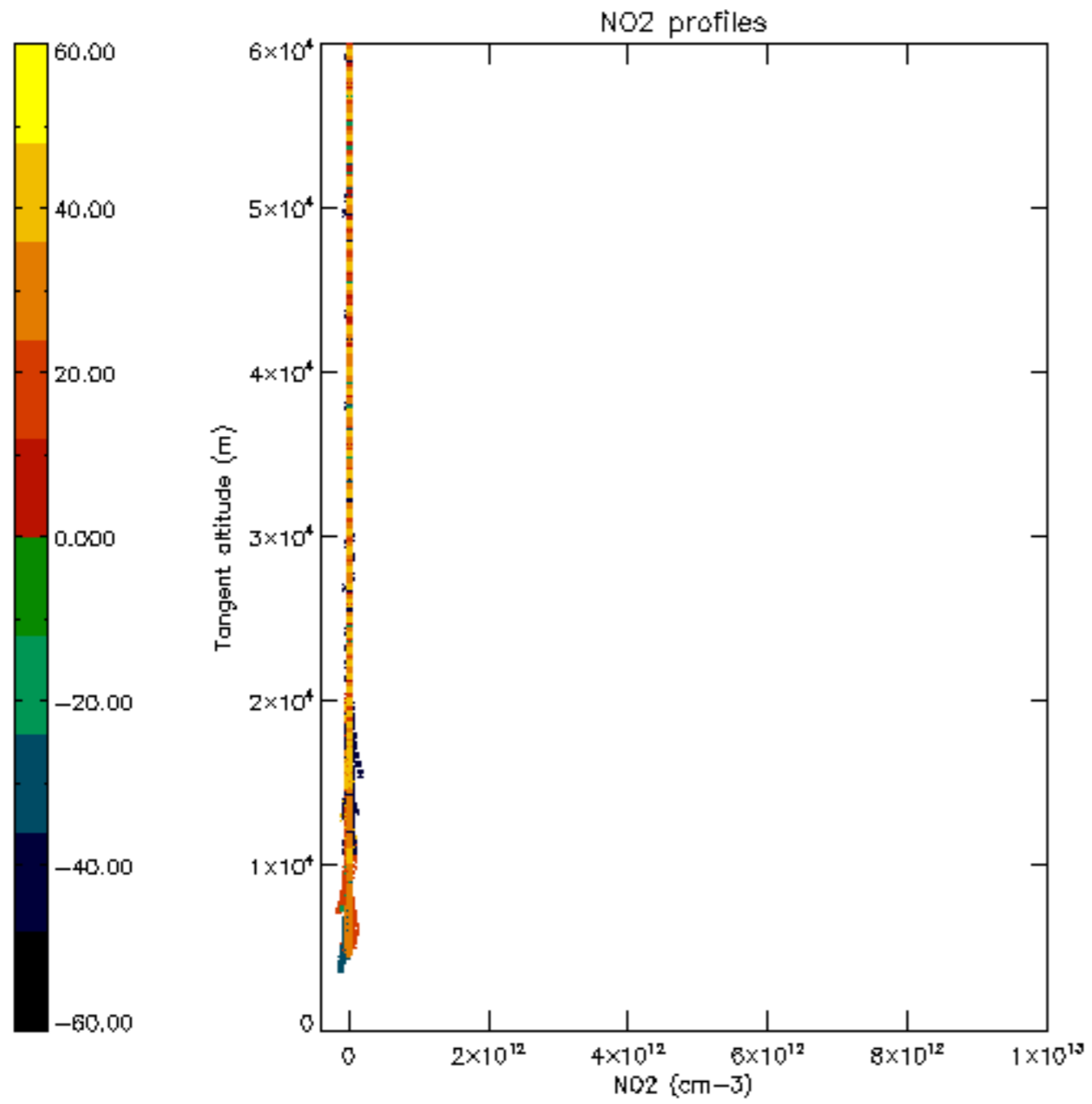


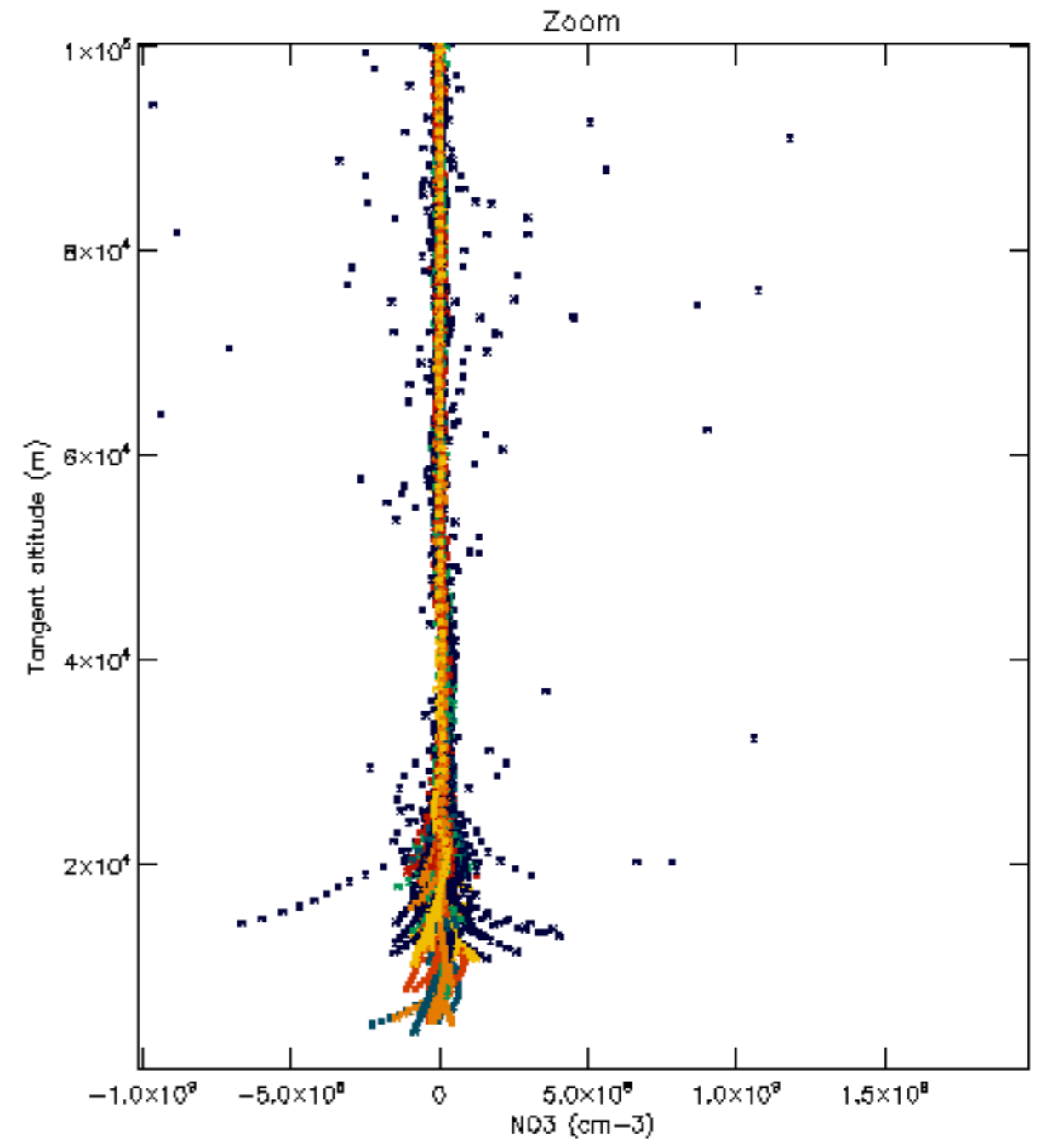
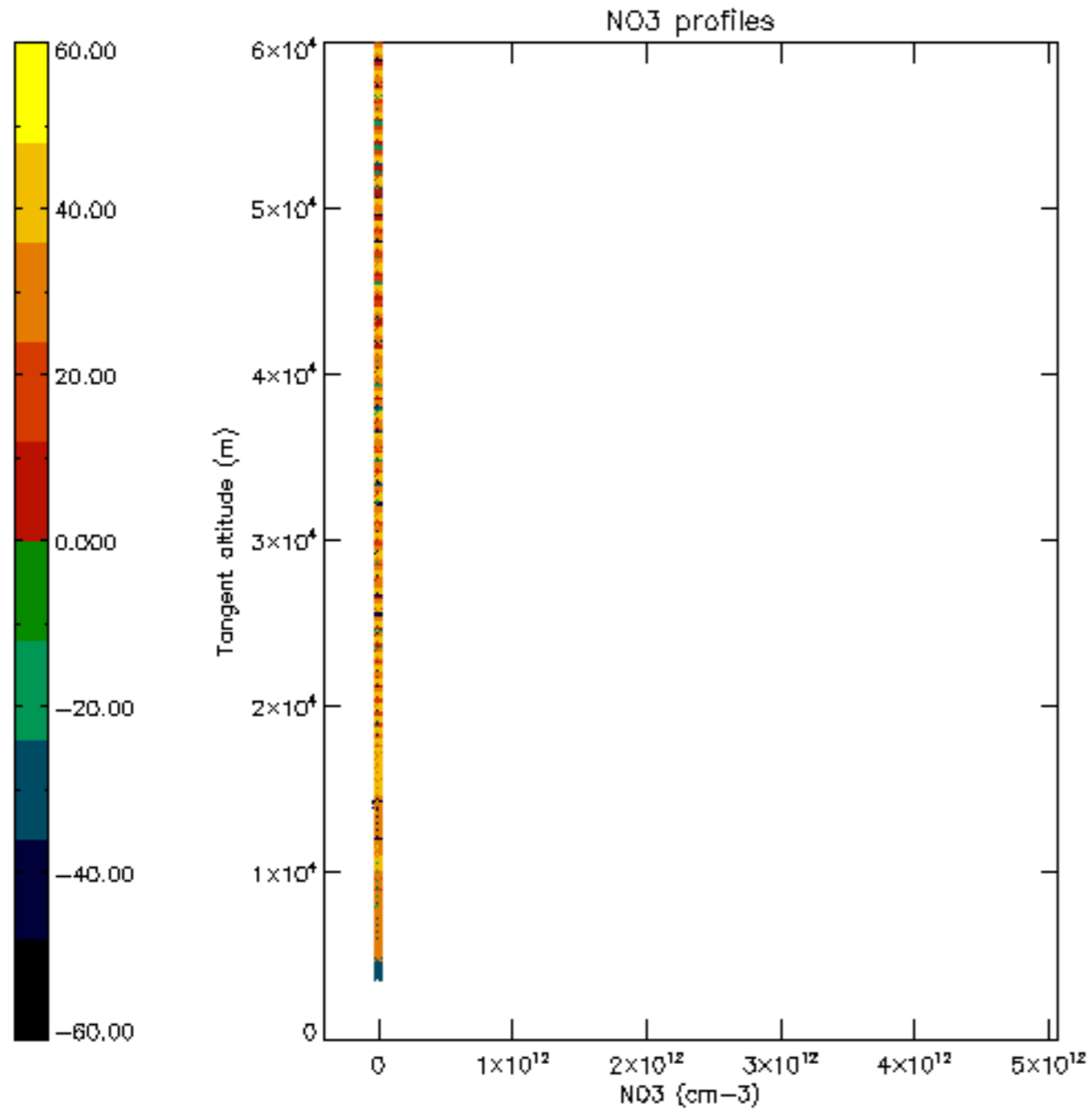


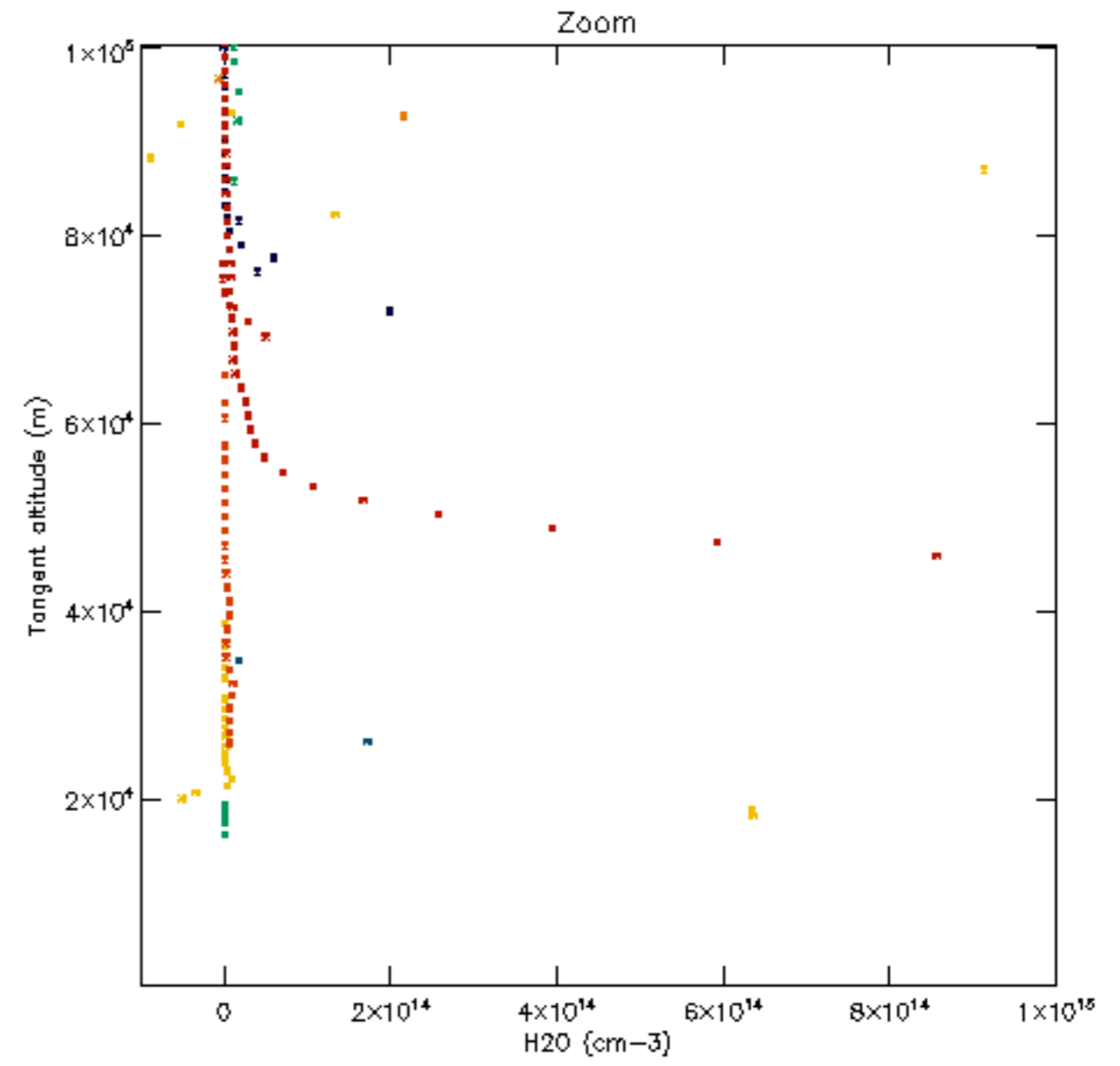
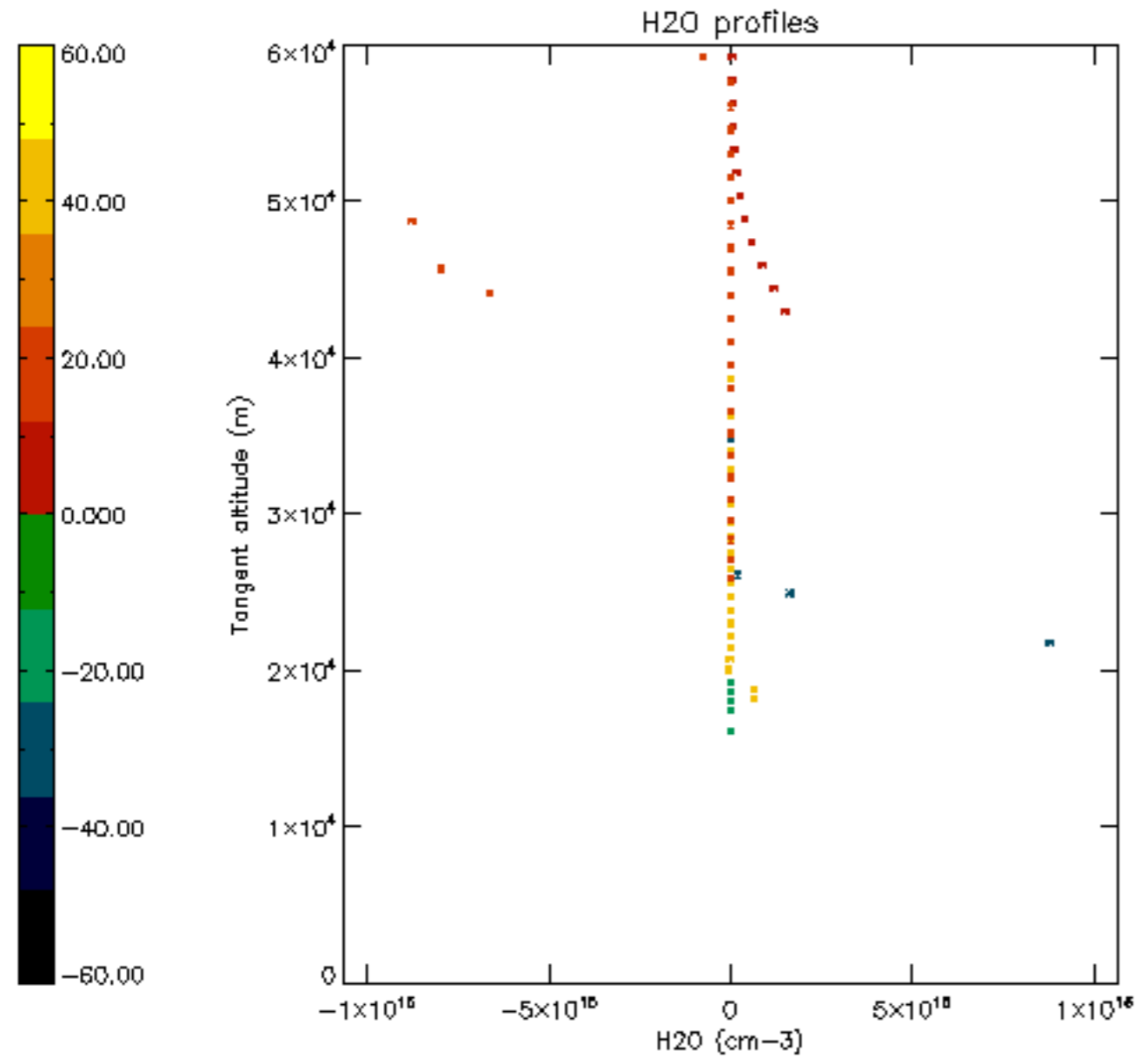


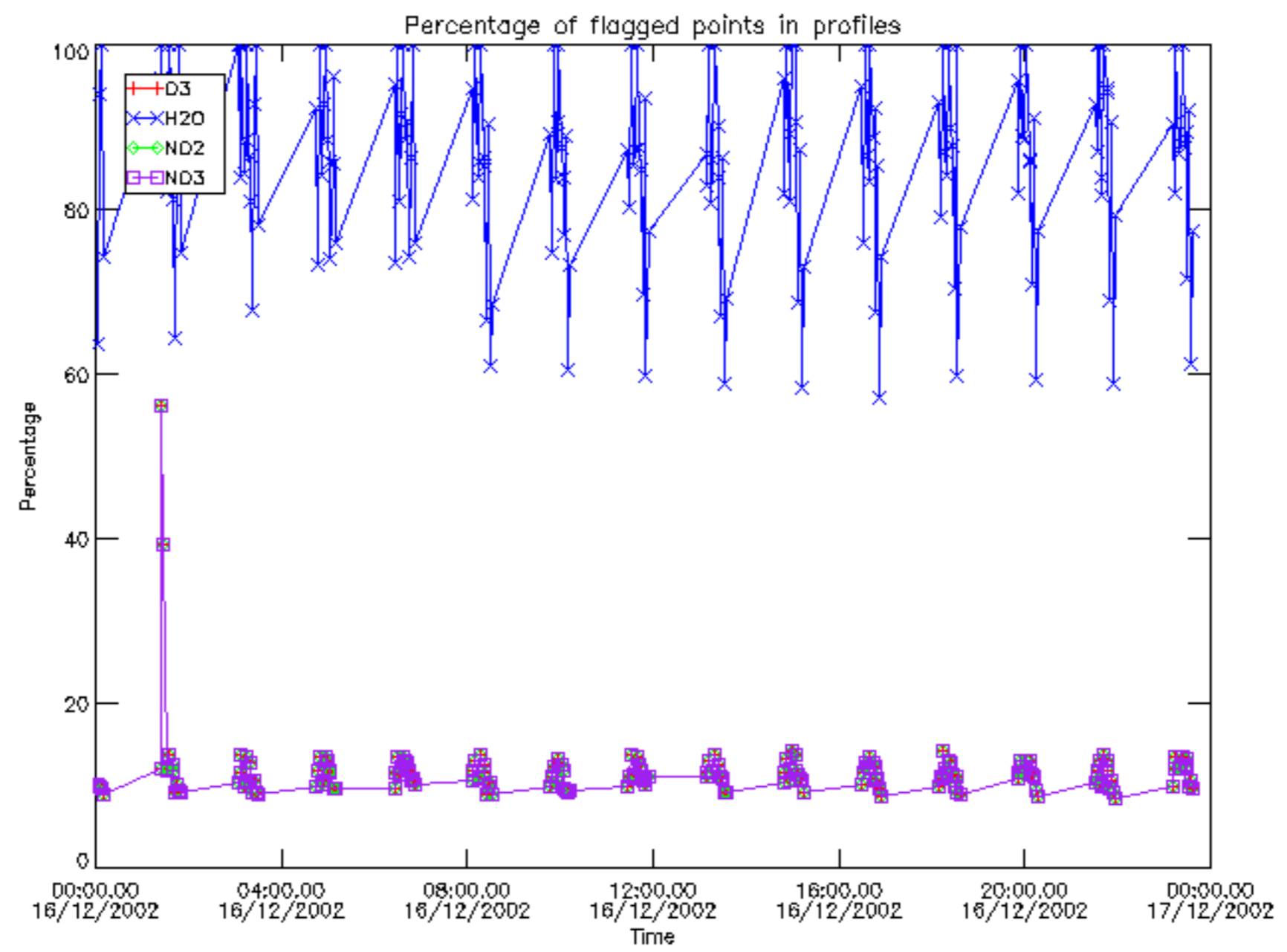




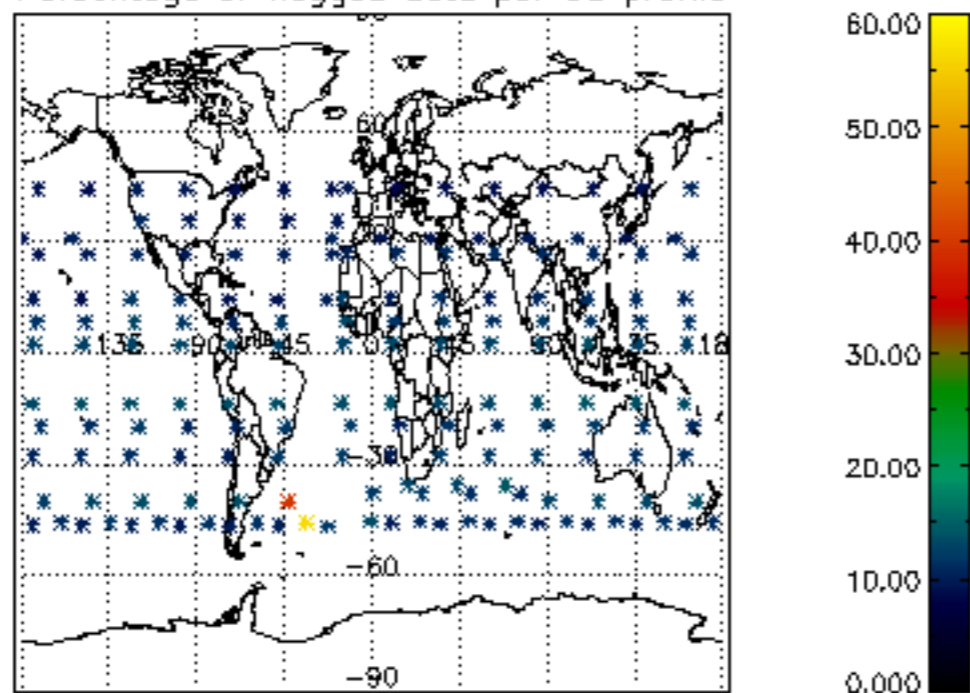




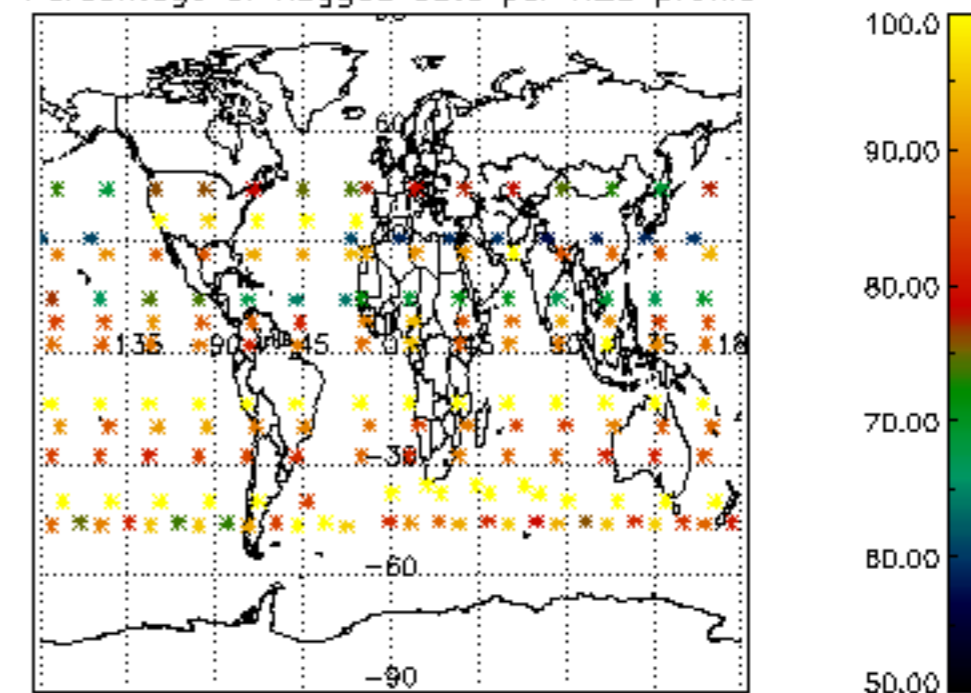




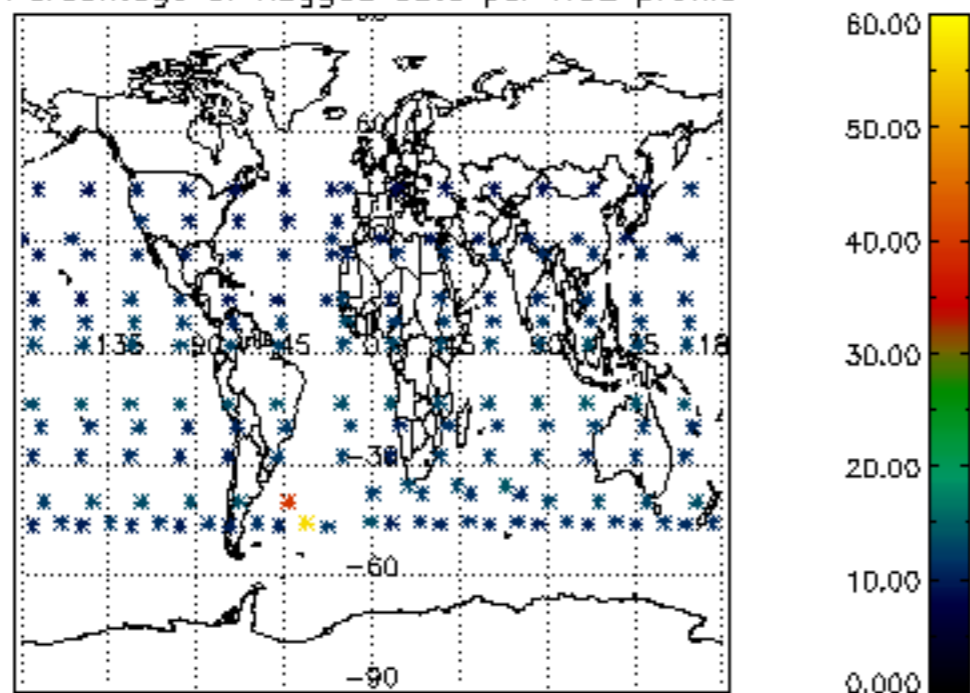
Percentage of flagged data per D3 profile



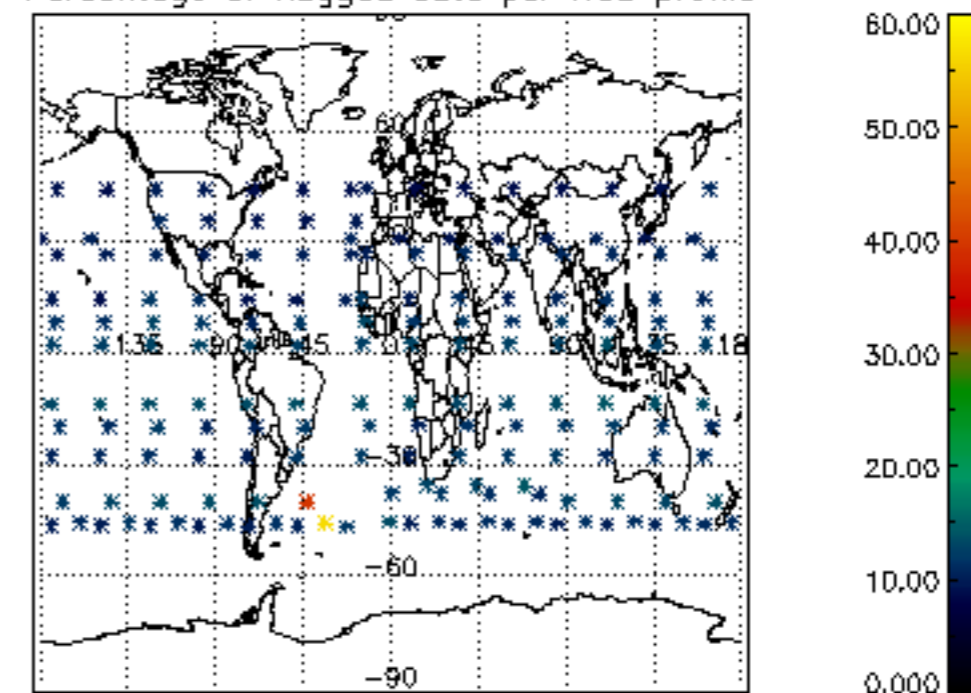
Percentage of flagged data per H2O profile

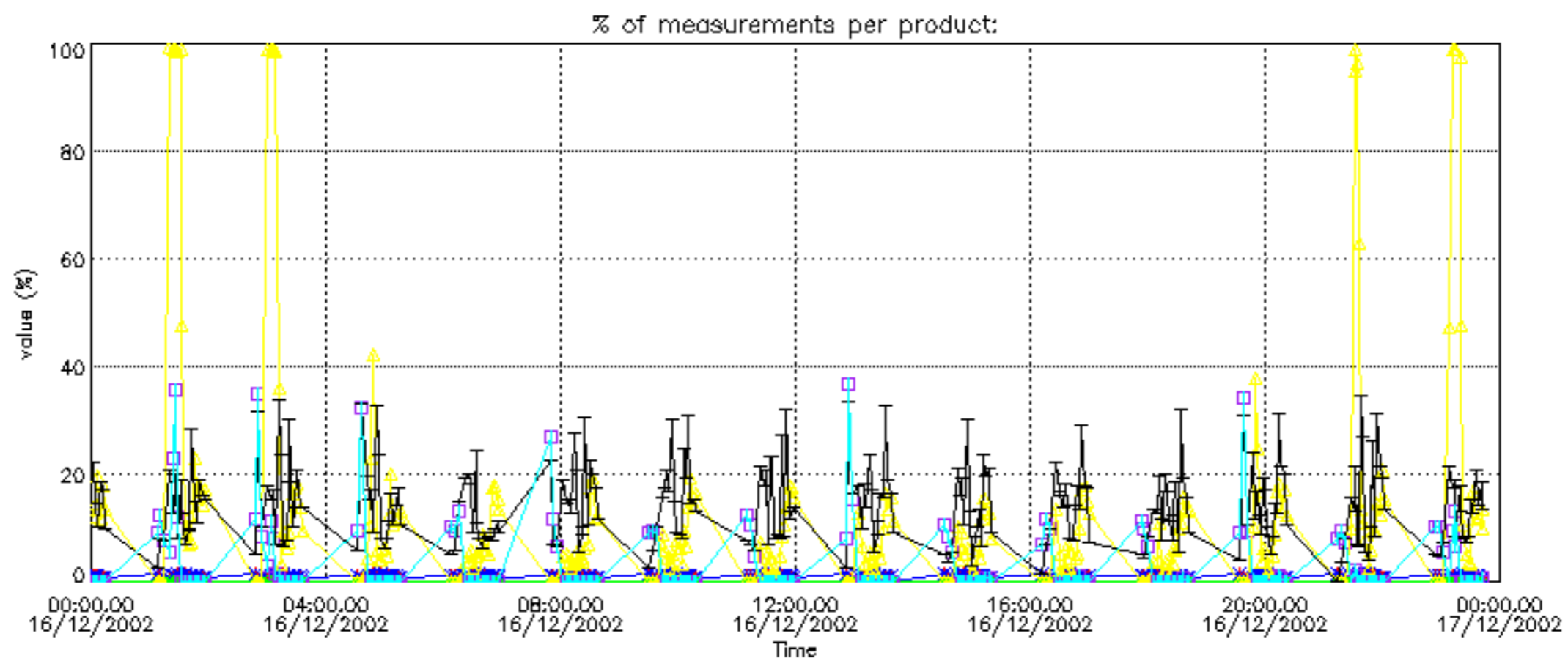
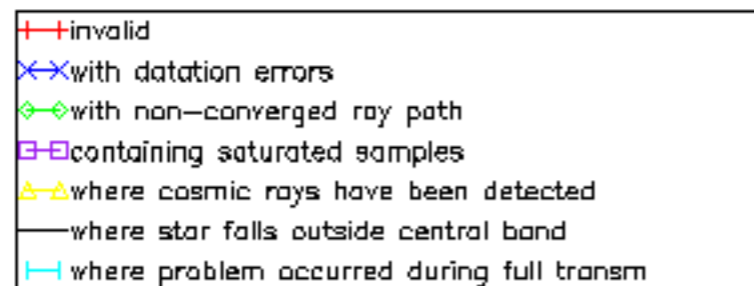


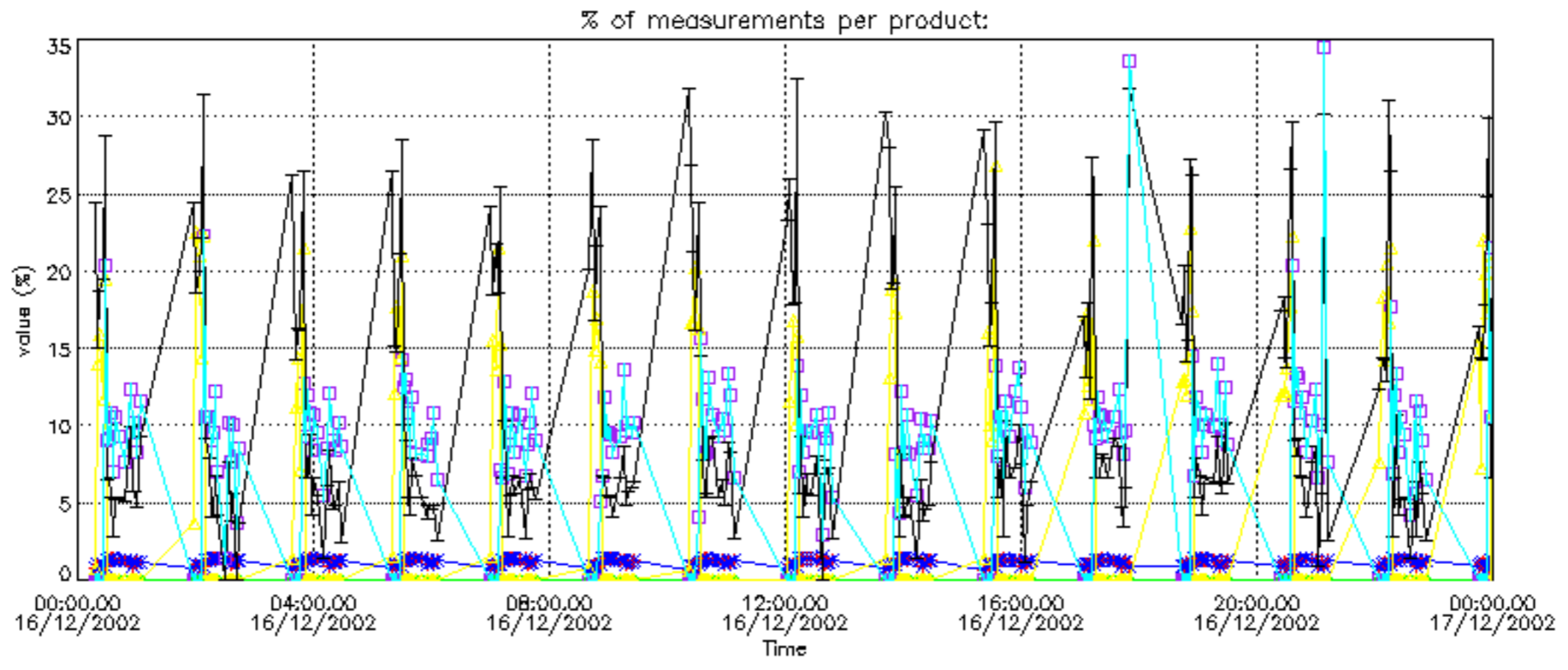
Percentage of flagged data per NO2 profile



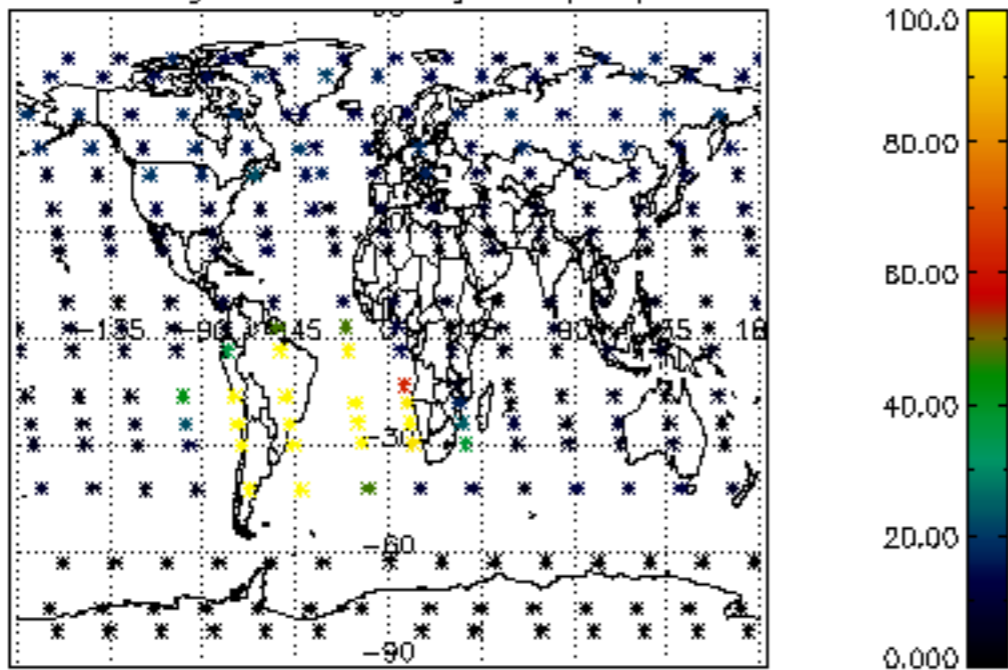
Percentage of flagged data per NO3 profile



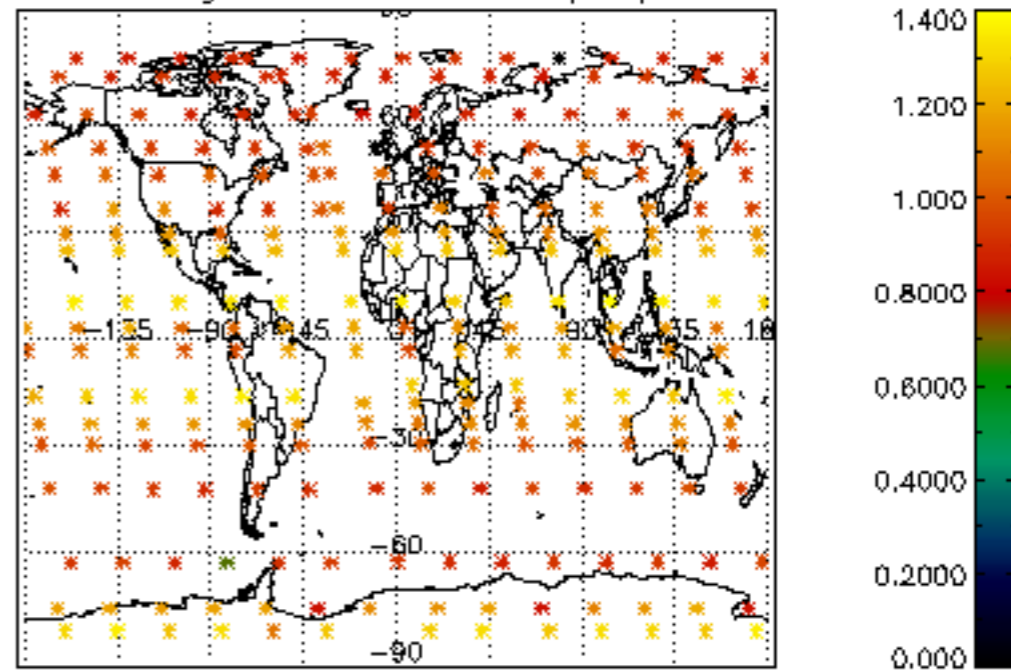




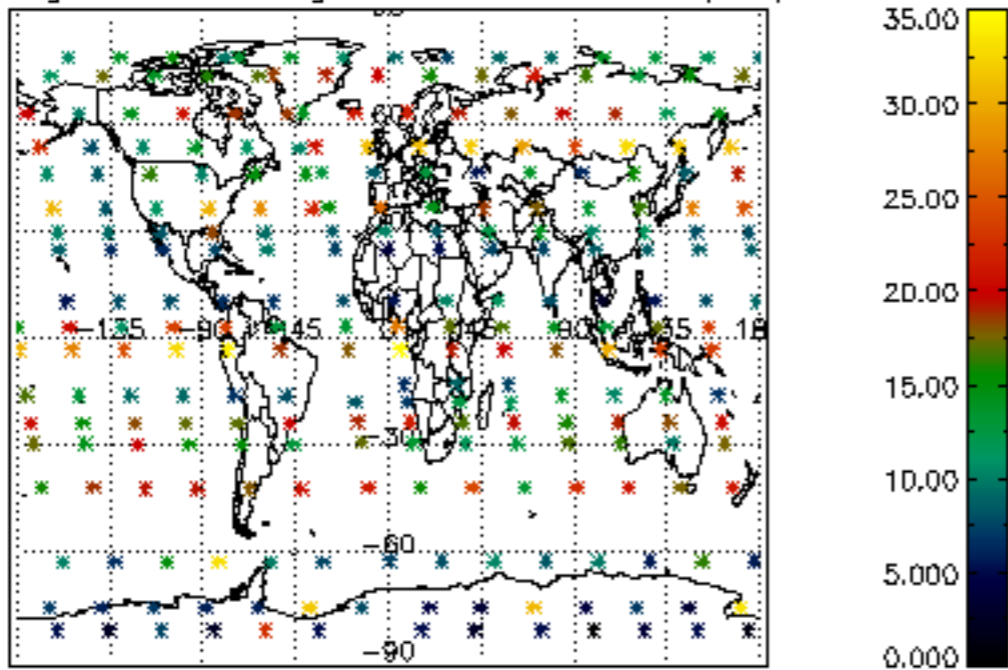
Percentage of cosmic ray hits per profile



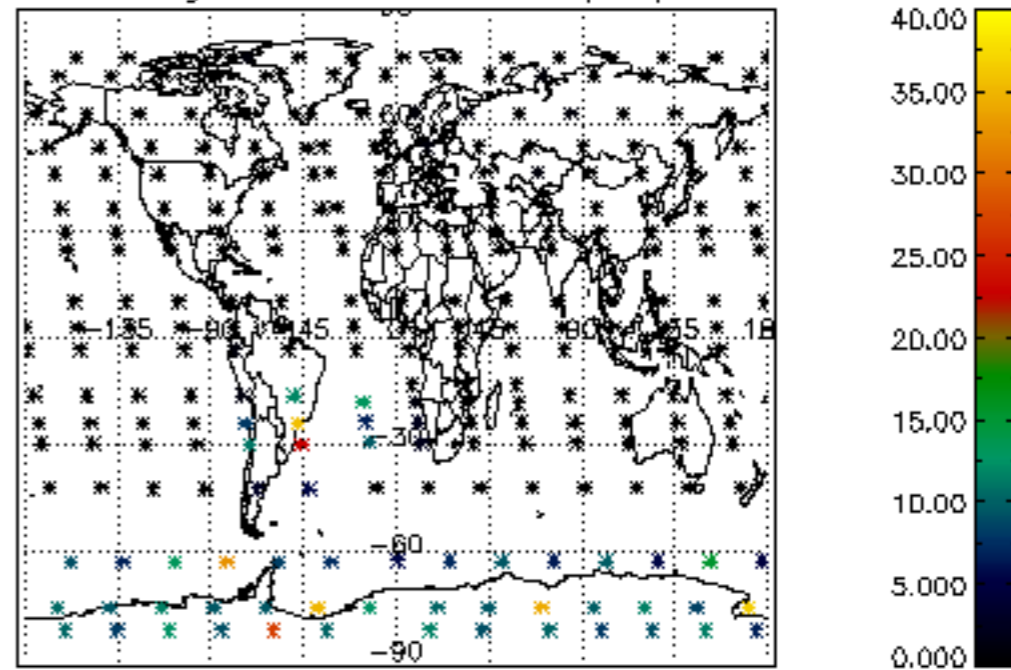
Percentage of datation errors per profile



Percentage of star falling outside central band per profile

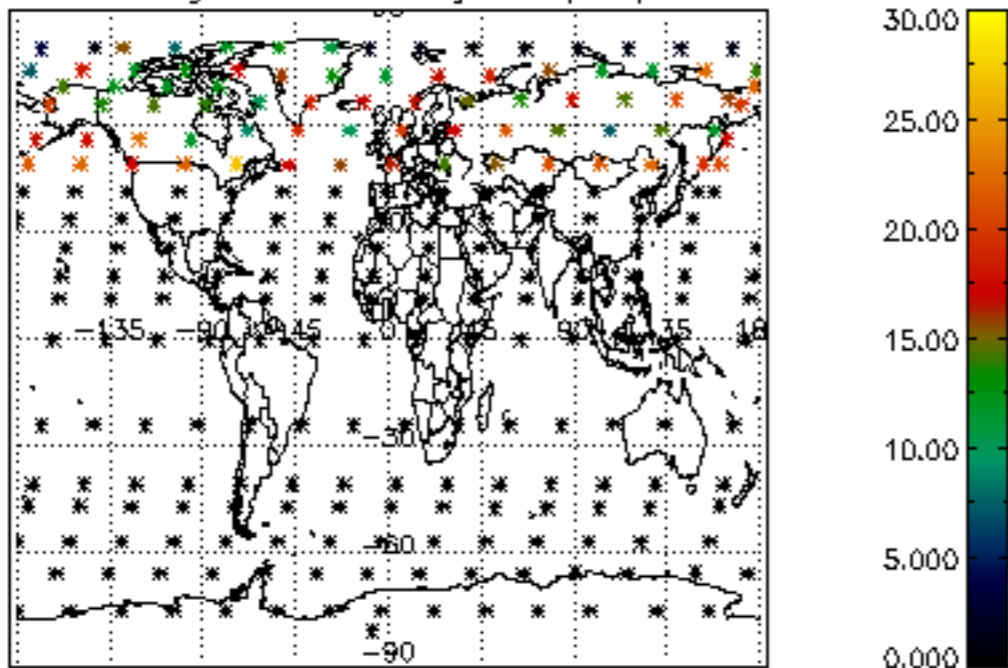


Percentage of saturation errors per profile

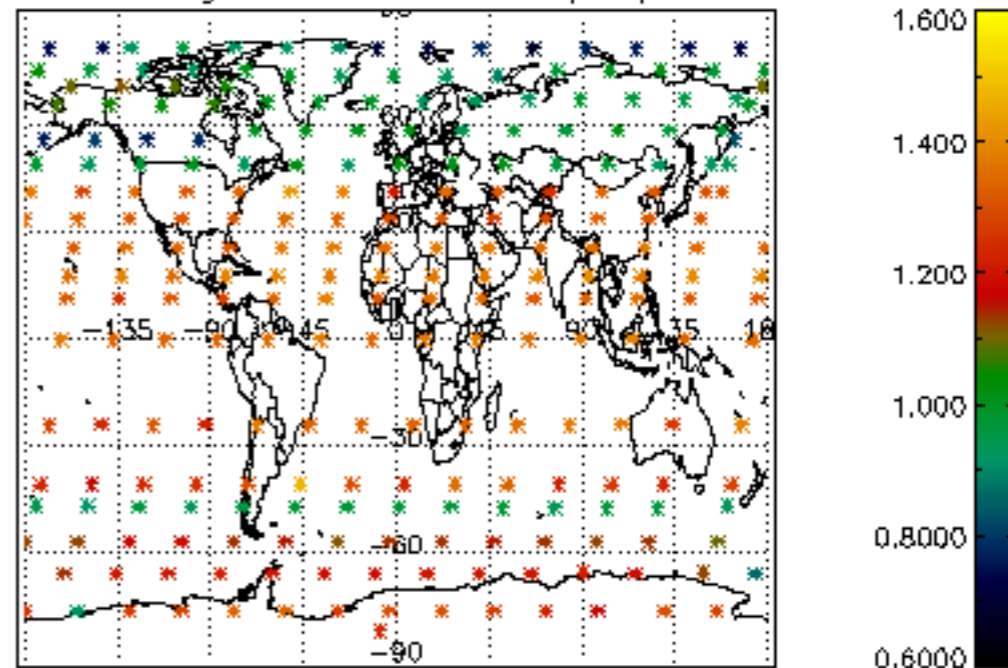




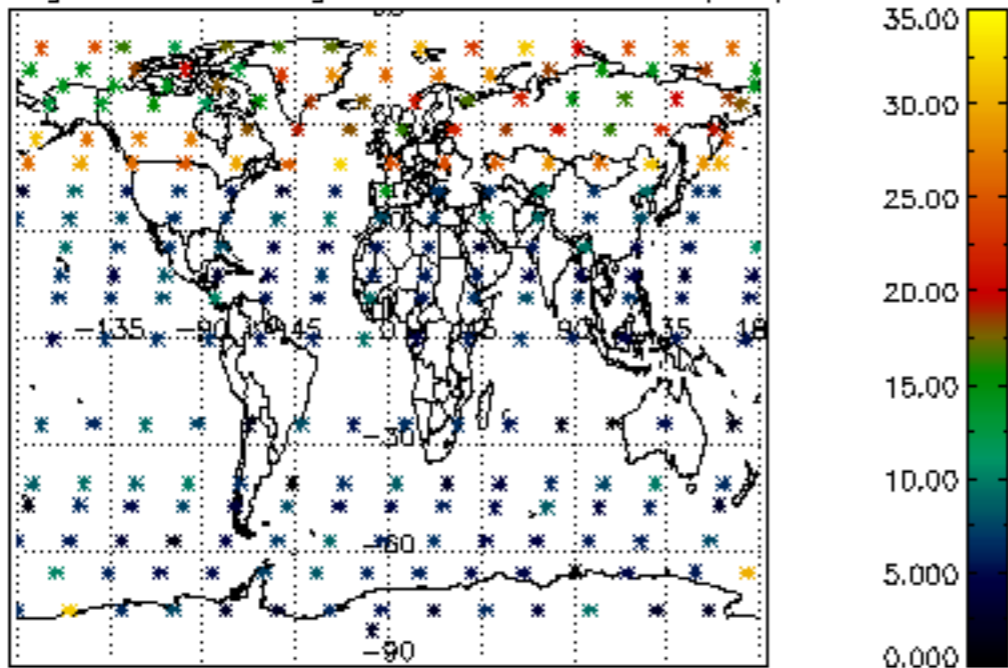
Percentage of cosmic ray hits per profile



Percentage of datation errors per profile



Percentage of star falling outside central band per profile



Percentage of saturation errors per profile

