

# GOMOS Level 2 Daily Report

## SUMMARY

### [1. General Info](#)

### [2. Summary of processed GOM\\_NL\\_2P products](#)

### [3. Level 2 Quality information per product](#)

#### [3.1 Plot of level 2 quality information per product \(time dependant\)](#)

#### [3.2 Plot of level 2 quality information per product \(world map\)](#)

### [4. Level 1 Quality information per product \(stored on level 2 products\)](#)

#### [4.1 Plot of level 1 quality information per product \(time dependant\)](#)

##### [4.1.1 Plot of level 1 quality information per product \(time dependant\): ASCENDING](#)

##### [4.1.2 Plot of level 1 quality information per product \(time dependant\): DESCENDING](#)

#### [4.2 Plot of level 1 quality information per product \(world map\)](#)

##### [4.2.1 Plot of level 1 quality information per product \(world map\): ASCENDING](#)

##### [4.2.2 Plot of level 1 quality information per product \(world map\): DESCENDING](#)

### [5. Ozone profiles based on quality statistics and other trace gas profiles](#)

#### [5.1 Ozone statistics based on quality of products](#)

#### [5.2 Plot ozone profiles for all STD \(dark without errors\)](#)

#### [5.3 Plot ozone profiles where STD < 20% \(dark without errors\)](#)

#### [5.4. Plot ozone profiles where STD < 10% \(dark without errors\)](#)

#### [5.5. Plot ozone profiles where STD < 5% \(dark without errors\)](#)

#### [5.6 Plot NO2 profiles for all STD \(dark without errors\)](#)

#### [5.7 Plot NO3 profiles for all STD \(dark without errors\)](#)

#### [5.8 Plot H2O profiles \(only for occultations of stars 1,2,3,4,13,14,16,26,63 dark without errors\) for all STD](#)

### [6. Auxiliary Data Files used for the production reported in section 2](#)

This report presents the daily analysis on parameters extracted from GOMOS level 2 data (GOM\_NL\_\_2P). It is intended to monitor some important parameters that will impact the quality of these products. A list of level 2 products (and content) that have arrived during the reporting day to the PCF is also given.

Item	Value
Time of report generation	17APR2013 21:18:43
Data source version	GOMOS/6.01
Start time of products	14-12-2002 (14DEC2002 00:00:00)
Stop time of products	15-12-2002 (15DEC2002 00:00:00)
Store outputs in DB	Yes
Nb of level 2 prods	464
Nb of prods with errors	1

## 2. Summary of processed GOM\_NL\_\_2P products.

Nr	Filename	UTC Start time	Limb	Duration	Star Id	Star Name	Star Mag	Star Temp	Nb Meas	Orbit	Prod. error
1	GOM_NL__2PRFIN20021214_000114_000000372012_00059_04121_0269.N1	14-DEC-2002 00:01:14	Bright	37.000	160	23Gam Per	2.9300	4700.0	74	4121	No
2	GOM_NL__2PRFIN20021214_000420_000000362012_00059_04121_0270.N1	14-DEC-2002 00:04:20	Bright	36.000	110	37Del Cas	2.6780	8900.0	72	4121	No
3	GOM_NL__2PRFIN20021214_001114_000000382012_00059_04121_0271.N1	14-DEC-2002 00:11:14	Bright	37.500	49	1Alp UMi	1.9900	6300.0	75	4121	No
4	GOM_NL__2PRFIN20021214_001558_000000402012_00059_04121_0272.N1	14-DEC-2002 00:15:58	Bright	39.500	60	7Bet UMi	2.0810	3950.0	79	4121	No
5	GOM_NL__2PRFIN20021214_001805_000000512012_00059_04121_0273.N1	14-DEC-2002 00:18:05	Bright	51.000	82	48Bet UMa	2.3650	10600.	102	4121	No
6	GOM_NL__2PRFIN20021214_002040_000000432012_00059_04121_0274.N1	14-DEC-2002 00:20:40	Bright	42.500	32	77Eps UMa	1.7630	11000.	85	4121	No
7	GOM_NL__2PRFIN20021214_002310_000000402012_00059_04121_0275.N1	14-DEC-2002 00:23:10	Bright	39.500	39	85Eta UMa	1.8540	24000.	79	4121	No
8	GOM_NL__2PRFIN20021214_002626_000000392012_00059_04121_0276.N1	14-DEC-2002 00:26:26	Bright	38.500	180	27Gam Boo	3.0400	8000.0	77	4121	No
9	GOM_NL__2PRFIN20021214_002936_000000382012_00059_04121_0277.N1	14-DEC-2002 00:29:36	Bright	37.500	83		2.3780	11000.	75	4121	No
10	GOM_NL__2PRFIN20021214_003253_000000422012_00059_04121_0278.N1	14-DEC-2002 00:32:53	Bright	41.500	111	8Eta Boo	2.6800	6000.0	83	4121	No
11	GOM_NL__2PRFIN20021214_003640_000000522012_00059_04121_0279.N1	14-DEC-2002 00:36:40	Bright	51.500	138	47Eps Vir	2.8280	4700.0	103	4121	No
12	GOM_NL__2PRFIN20021214_003925_000001012012_00059_04121_0280.N1	14-DEC-2002 00:39:25	Twilight	101.00	62	94Bet Leo	2.1360	9700.0	202	4121	No
13	GOM_NL__2PRFIN20021214_004237_000000522012_00059_04121_0281.N1	14-DEC-2002 00:42:37	Twilight	51.500	15	67Alp Vir	0.97600	28000.	103	4121	No
14	GOM_NL__2PRFIN20021214_004606_000000492012_00059_04121_0282.N1	14-DEC-2002 00:46:06	Twilight	48.500	169	46Gam Hya	2.9910	4700.0	97	4121	No
15	GOM_NL__2PRFIN20021214_004756_000000472012_00059_04121_0283.N1	14-DEC-2002 00:47:56	Twilight	47.000	54	5The Cen	2.0550	4500.0	94	4121	No
16	GOM_NL__2PRFIN20021214_005249_000000412012_00059_04121_0284.N1	14-DEC-2002 00:52:49	Dark	41.000	77	Eps Cen	2.3030	28000.	82	4121	No
17	GOM_NL__2PRFIN20021214_005406_000000422012_00059_04121_0285.N1	14-DEC-2002 00:54:06	Dark	41.500	10	Bet Cen	0.61000	28000.	83	4121	No
18	GOM_NL__2PRFIN20021214_005526_000000422012_00060_04122_0252.N1	14-DEC-2002 00:55:26	Dark	41.500	20	Bet Cru	1.2530	30000.	83	4122	No
19	GOM_NL__2PRFIN20021214_005732_000000372012_00060_04122_0253.N1	14-DEC-2002 00:57:32	Dark	37.000	112	Alp Mus	2.6880	26000.	74	4122	No
20	GOM_NL__2PRFIN20021214_010215_000000392012_00060_04122_0254.N1	14-DEC-2002 01:02:15	Dark	39.000	29	Bet Car	1.6720	10200.	78	4122	No
21	GOM_NL__2PRFIN20021214_010443_000000542012_00060_04122_0255.N1	14-DEC-2002 01:04:43	Dark	54.000	41	Eps Car	1.8600	4100.0	108	4122	No
22	GOM_NL__2PRFIN20021214_010723_000000482012_00060_04122_0256.N1	14-DEC-2002 01:07:23	Dark	47.500	34	Gam2Vel	1.7930	23000.	95	4122	No
23	GOM_NL__2PRFIN20021214_010941_000000482012_00060_04122_0257.N1	14-DEC-2002 01:09:41	Dark	48.000	2	Alp Car	-0.73600	7000.0	96	4122	No
24	GOM_NL__2PRFIN20021214_011219_000000552012_00060_04122_0258.N1	14-DEC-2002 01:12:19	Dark	54.500	117	Pi Pup	2.7060	3800.0	109	4122	No
25	GOM_NL__2PRFIN20021214_011539_000000602012_00060_04122_0259.N1	14-DEC-2002 01:15:39	Straylight	60.000	23	21Eps CMa	1.5020	26000.	120	4122	No
26	GOM_NL__2PRFIN20021214_011730_000000152012_00060_04122_0260.N1	14-DEC-2002 01:17:30	Straylight	15.000	179	24Omi2CMa	3.0320	24000.	30	4122	No
27	GOM_NL__2PRFIN20021214_012022_000000532012_00060_04122_0261.N1	14-DEC-2002 01:20:22	Straylight	53.000	47	2Bet CMa	1.9760	28000.	106	4122	No
28	GOM_NL__2PRFIN20021214_012328_000000502012_00060_04122_0262.N1	14-DEC-2002 01:23:28	Straylight	49.500	56	53Kap Ori	2.0650	30000.	99	4122	No
29	GOM_NL__2PRFIN20021214_012605_000000532012_00060_04122_0263.N1	14-DEC-2002 01:26:05	Straylight	52.500	33	50Zet Ori	1.7660	30000.	105	4122	No
30	GOM_NL__2PRFIN20021214_012935_000000642012_00060_04122_0264.N1	14-DEC-2002 01:29:35	Twilight	64.000	14	58Alp Ori	0.87000	3000.0	128	4122	No
31	GOM_NL__2PRFIN20021214_013122_000000552012_00060_04122_0265.N1	14-DEC-2002 01:31:22	Twilight	55.000	13	87Alp Tau	0.86700	3800.0	110	4122	No
32	GOM_NL__2PRFIN20021214_013328_000000382012_00060_04122_0266.N1	14-DEC-2002 01:33:28	Bright	37.500	146	25Eta Tau	2.8730	15200.	75	4122	No
33	GOM_NL__2PRFIN20021214_013539_000000382012_00060_04122_0267.N1	14-DEC-2002 01:35:39	Bright	37.500	150	44Zet Per	2.8900	28000.	75	4122	No
34	GOM_NL__2PRFIN20021214_013758_000000362012_00060_04122_0268.N1	14-DEC-2002 01:37:58	Bright	36.000	149	45Eps Per	2.8880	30000.	72	4122	No
35	GOM_NL__2PRFIN20021214_014008_000000372012_00060_04122_0269.N1	14-DEC-2002 01:40:08	Bright	37.000	175	39Del Per	3.0100	19400.	74	4122	No
36	GOM_NL__2PRFIN20021214_014151_000000372012_00060_04122_0270.N1	14-DEC-2002 01:41:51	Bright	37.000	160	23Gam Per	2.9300	4700.0	74	4122	No
37	GOM_NL__2PRFIN20021214_014456_000000362012_00060_04122_0271.N1	14-DEC-2002 01:44:56	Bright	35.500	110	37Del Cas	2.6780	8900.0	71	4122	No
38	GOM_NL__2PRFIN20021214_015151_000000362012_00060_04122_0272.N1	14-DEC-2002 01:51:51	Bright	35.500	49	1Alp UMi	1.9900	6300.0	71	4122	No
39	GOM_NL__2PRFIN20021214_015634_000000412012_00060_04122_0273.N1	14-DEC-2002 01:56:34	Bright	40.500	60	7Bet UMi	2.0810	3950.0	81	4122	No
40	GOM_NL__2PRFIN20021214_015840_000000532012_00060_04122_0274.N1	14-DEC-2002 01:58:40	Bright	52.500	82	48Bet UMa	2.3650	10600.	105	4122	No
41	GOM_NL__2PRFIN20021214_020118_000000442012_00060_04122_0275.N1	14-DEC-2002 02:01:18	Bright	43.500	32	77Eps UMa	1.7630	11000.	87	4122	No
42	GOM_NL__2PRFIN20021214_020347_000000412012_00060_04122_0276.N1	14-DEC-2002 02:03:47	Bright	41.000	39	85Eta UMa	1.8540	24000.	82	4122	No

43	GOM_NL__2PRFIN20021214_020702_000000402012_00060_04122_0277.N1	14-DEC-2002 02:07:02	Bright	40.000	180	27Gam Boo	3.0400	8000.0	80	4122	No
44	GOM_NL__2PRFIN20021214_021013_000000382012_00060_04122_0278.N1	14-DEC-2002 02:10:13	Bright	37.500	83		2.3780	11000.	75	4122	No
45	GOM_NL__2PRFIN20021214_021329_000000582012_00060_04122_0279.N1	14-DEC-2002 02:13:29	Bright	58.000	111	8Eta Boo	2.6800	6000.0	116	4122	No
46	GOM_NL__2PRFIN20021214_021717_000000522012_00060_04122_0280.N1	14-DEC-2002 02:17:17	Bright	51.500	138	47Eps Vir	2.8280	4700.0	103	4122	No
47	GOM_NL__2PRFIN20021214_022002_000000962012_00060_04122_0281.N1	14-DEC-2002 02:20:02	Tw_i_and_stray	96.000	62	94Bet Leo	2.1360	9700.0	192	4122	No
48	GOM_NL__2PRFIN20021214_022313_000000542012_00060_04122_0282.N1	14-DEC-2002 02:23:13	Tw_i_and_stray	54.000	15	67Alp Vir	0.97600	28000.	108	4122	No
49	GOM_NL__2PRFIN20021214_022642_000000452012_00060_04122_0283.N1	14-DEC-2002 02:26:42	Twilight	45.000	169	46Gam Hya	2.9910	4700.0	90	4122	No
50	GOM_NL__2PRFIN20021214_022831_000000442012_00060_04122_0284.N1	14-DEC-2002 02:28:31	Twilight	43.500	54	5The Cen	2.0550	4500.0	87	4122	No
51	GOM_NL__2PRFIN20021214_023048_000000422012_00060_04122_0285.N1	14-DEC-2002 02:30:48	Dark	41.500	78	Alp Lup	2.3040	28000.	83	4122	No
52	GOM_NL__2PRFIN20021214_023325_000000412012_00060_04122_0286.N1	14-DEC-2002 02:33:25	Dark	40.500	77	Eps Cen	2.3030	28000.	81	4122	No
53	GOM_NL__2PRFIN20021214_023442_000000432012_00060_04122_0287.N1	14-DEC-2002 02:34:42	Dark	43.000	10	Bet Cen	0.61000	28000.	86	4122	No
54	GOM_NL__2PRFIN20021214_023602_000000432012_00061_04123_0319.N1	14-DEC-2002 02:36:02	Dark	42.500	20	Bet Cru	1.2530	30000.	85	4123	No
55	GOM_NL__2PRFIN20021214_023808_000000372012_00061_04123_0320.N1	14-DEC-2002 02:38:08	Dark	37.000	112	Alp Mus	2.6880	26000.	74	4123	No
56	GOM_NL__2PRFIN20021214_024251_000000442012_00061_04123_0321.N1	14-DEC-2002 02:42:51	Dark	43.500	29	Bet Car	1.6720	10200.	87	4123	No
57	GOM_NL__2PRFIN20021214_024519_000000552012_00061_04123_0322.N1	14-DEC-2002 02:45:19	Dark	54.500	41	Eps Car	1.8600	4100.0	109	4123	No
58	GOM_NL__2PRFIN20021214_024759_000000532012_00061_04123_0323.N1	14-DEC-2002 02:47:59	Dark	52.500	34	Gam2Vel	1.7930	23000.	105	4123	No
59	GOM_NL__2PRFIN20021214_025017_000000472012_00061_04123_0324.N1	14-DEC-2002 02:50:17	Dark	46.500	2	Alp Car	-0.73600	7000.0	93	4123	No
60	GOM_NL__2PRFIN20021214_025255_000000562012_00061_04123_0325.N1	14-DEC-2002 02:52:55	Dark	55.500	117	Pi Pup	2.7060	3800.0	111	4123	No
61	GOM_NL__2PRFIN20021214_025615_000000572012_00061_04123_0326.N1	14-DEC-2002 02:56:15	Straylight	57.000	23	21Eps CMa	1.5020	26000.	114	4123	No
62	GOM_NL__2PRFIN20021214_025806_000000462012_00061_04123_0327.N1	14-DEC-2002 02:58:06	Straylight	45.500	179	24Omi2CMa	3.0320	24000.	91	4123	No
63	GOM_NL__2PRFIN20021214_030403_000000512012_00061_04123_0328.N1	14-DEC-2002 03:04:03	Straylight	51.000	56	53Kap Ori	2.0650	30000.	102	4123	No
64	GOM_NL__2PRFIN20021214_030639_000000532012_00061_04123_0329.N1	14-DEC-2002 03:06:39	Straylight	53.000	33	50Zet Ori	1.7660	30000.	106	4123	No
65	GOM_NL__2PRFIN20021214_031010_000000662012_00061_04123_0330.N1	14-DEC-2002 03:10:10	Tw_i_and_stray	65.500	14	58Alp Ori	0.87000	3000.0	131	4123	No
66	GOM_NL__2PRFIN20021214_031157_000000552012_00061_04123_0331.N1	14-DEC-2002 03:11:57	Tw_i_and_stray	54.500	13	87Alp Tau	0.86700	3800.0	109	4123	No
67	GOM_NL__2PRFIN20021214_031404_000000382012_00061_04123_0332.N1	14-DEC-2002 03:14:04	Bright	37.500	146	25Eta Tau	2.8730	15200.	75	4123	No
68	GOM_NL__2PRFIN20021214_031615_000000372012_00061_04123_0333.N1	14-DEC-2002 03:16:15	Bright	37.000	150	44Zet Per	2.8900	28000.	74	4123	No
69	GOM_NL__2PRFIN20021214_031833_000000372012_00061_04123_0334.N1	14-DEC-2002 03:18:33	Bright	36.500	149	45Eps Per	2.8880	30000.	73	4123	No
70	GOM_NL__2PRFIN20021214_032043_000000432012_00061_04123_0335.N1	14-DEC-2002 03:20:43	Bright	42.500	175	39Del Per	3.0100	19400.	85	4123	No
71	GOM_NL__2PRFIN20021214_032227_000000382012_00061_04123_0336.N1	14-DEC-2002 03:22:27	Bright	38.000	160	23Gam Per	2.9300	4700.0	76	4123	No
72	GOM_NL__2PRFIN20021214_032533_000000372012_00061_04123_0337.N1	14-DEC-2002 03:25:33	Bright	37.000	110	37Del Cas	2.6780	8900.0	74	4123	No
73	GOM_NL__2PRFIN20021214_033226_000000362012_00061_04123_0338.N1	14-DEC-2002 03:32:26	Bright	36.000	49	1Alp UMi	1.9900	6300.0	72	4123	No
74	GOM_NL__2PRFIN20021214_033709_000000392012_00061_04123_0339.N1	14-DEC-2002 03:37:09	Bright	39.000	60	7Bet UMi	2.0810	3950.0	78	4123	No
75	GOM_NL__2PRFIN20021214_033916_000000512012_00061_04123_0340.N1	14-DEC-2002 03:39:16	Bright	50.500	82	48Bet UMa	2.3650	10600.	101	4123	No
76	GOM_NL__2PRFIN20021214_034153_000000452012_00061_04123_0341.N1	14-DEC-2002 03:41:53	Bright	44.500	32	77Eps UMa	1.7630	11000.	89	4123	No
77	GOM_NL__2PRFIN20021214_034423_000000422012_00061_04123_0342.N1	14-DEC-2002 03:44:23	Bright	41.500	39	85Eta UMa	1.8540	24000.	83	4123	No
78	GOM_NL__2PRFIN20021214_034739_000000382012_00061_04123_0343.N1	14-DEC-2002 03:47:39	Bright	37.500	180	27Gam Boo	3.0400	8000.0	75	4123	No
79	GOM_NL__2PRFIN20021214_035050_000000392012_00061_04123_0344.N1	14-DEC-2002 03:50:50	Bright	39.000	83		2.3780	11000.	78	4123	No
80	GOM_NL__2PRFIN20021214_035405_000000432012_00061_04123_0345.N1	14-DEC-2002 03:54:05	Bright	42.500	111	8Eta Boo	2.6800	6000.0	85	4123	No
81	GOM_NL__2PRFIN20021214_035754_000000532012_00061_04123_0346.N1	14-DEC-2002 03:57:54	Bright	52.500	138	47Eps Vir	2.8280	4700.0	105	4123	No
82	GOM_NL__2PRFIN20021214_040040_000000922012_00061_04123_0347.N1	14-DEC-2002 04:00:40	Tw_i_and_stray	91.500	62	94Bet Leo	2.1360	9700.0	183	4123	No
83	GOM_NL__2PRFIN20021214_040350_000000502012_00061_04123_0348.N1	14-DEC-2002 04:03:50	Tw_i_and_stray	49.500	15	67Alp Vir	0.97600	28000.	99	4123	No
84	GOM_NL__2PRFIN20021214_040719_000000472012_00061_04123_0349.N1	14-DEC-2002 04:07:19	Twilight	47.000	169	46Gam Hya	2.9910	4700.0	94	4123	No
85	GOM_NL__2PRFIN20021214_040908_000000392012_00061_04123_0350.N1	14-DEC-2002 04:09:08	Twilight	39.000	54	5The Cen	2.0550	4500.0	78	4123	No
86	GOM_NL__2PRFIN20021214_041124_000000432012_00061_04123_0351.N1	14-DEC-2002 04:11:24	Dark	42.500	78	Alp Lup	2.3040	28000.	85	4123	No
87	GOM_NL__2PRFIN20021214_041401_000000392012_00061_04123_0352.N1	14-DEC-2002 04:14:01	Dark	39.000	77	Eps Cen	2.3030	28000.	78	4123	No
88	GOM_NL__2PRFIN20021214_041518_000000492012_00061_04123_0353.N1	14-DEC-2002 04:15:18	Dark	48.500	10	Bet Cen	0.61000	28000.	97	4123	No
89	GOM_NL__2PRFIN20021214_041639_000000402012_00062_04124_0317.N1	14-DEC-2002 04:16:39	Dark	40.000	20	Bet Cru	1.2530	30000.	80	4124	No
90	GOM_NL__2PRFIN20021214_041845_000000372012_00062_04124_0318.N1	14-DEC-2002 04:18:45	Dark	36.500	112	Alp Mus	2.6880	26000.	73	4124	No
91	GOM_NL__2PRFIN20021214_042328_000000402012_00062_04124_0319.N1	14-DEC-2002 04:23:28	Dark	40.000	29	Bet Car	1.6720	10200.	80	4124	No
92	GOM_NL__2PRFIN20021214_042555_000000532012_00062_04124_0320.N1	14-DEC-2002 04:25:55	Dark	53.000	41	Eps Car	1.8600	4100.0	106	4124	No
93	GOM_NL__2PRFIN20021214_042836_000000532012_00062_04124_0321.N1	14-DEC-2002 04:28:36	Dark	52.500	34	Gam2Vel	1.7930	23000.	105	4124	No
94	GOM_NL__2PRFIN20021214_043053_000000552012_00062_04124_0322.N1	14-DEC-2002 04:30:53	Dark	54.500	2	Alp Car	-0.73600	7000.0	109	4124	No
95	GOM_NL__2PRFIN20021214_043331_000000562012_00062_04124_0323.N1	14-DEC-2002 04:33:31	Dark	55.500	117	Pi Pup	2.7060	3800.0	111	4124	No
96	GOM_NL__2PRFIN20021214_043651_000000632012_00062_04124_0324.N1	14-DEC-2002 04:36:51	Straylight	62.500	23	21Eps CMa	1.5020	26000.	125	4124	No
97	GOM_NL__2PRFIN20021214_043842_000000592012_00062_04124_0325.N1	14-DEC-2002 04:38:42	Straylight	58.500	179	24Omi2CMa	3.0320	24000.	117	4124	No
98	GOM_NL__2PRFIN20021214_044439_000000512012_00062_04124_0326.N1	14-DEC-2002 04:44:39	Straylight	50.500	56	53Kap Ori	2.0650	30000.	101	4124	No
99	GOM_NL__2PRFIN20021214_044715_000000532012_00062_04124_0327.N1	14-DEC-2002 04:47:15	Straylight	52.500	33	50Zet Ori	1.7660	30000.	105	4124	No
100	GOM_NL__2PRFIN20021214_045045_000000632012_00062_04124_0328.N1	14-DEC-2002 04:50:45	Tw_i_and_stray	63.000	14	58Alp Ori	0.87000	3000.0	126	4124	No
101	GOM_NL__2PRFIN20021214_045233_000000532012_00062_04124_0329.N1	14-DEC-2002 04:52:33	Tw_i_and_stray	53.000	13	87Alp Tau	0.86700	3800.0	106	4124	No

102	GOM_NL__2PRFIN20021214_045440_000000392012_00062_04124_0330.N1	14-DEC-2002 04:54:40	Bright	38.500	146	25Eta Tau	2.8730	15200.	77	4124	No
103	GOM_NL__2PRFIN20021214_045651_000000382012_00062_04124_0331.N1	14-DEC-2002 04:56:51	Bright	38.000	150	44Zet Per	2.8900	28000.	76	4124	No
104	GOM_NL__2PRFIN20021214_045909_000000392012_00062_04124_0332.N1	14-DEC-2002 04:59:09	Bright	38.500	149	45Eps Per	2.8880	30000.	77	4124	No
105	GOM_NL__2PRFIN20021214_050120_000000372012_00062_04124_0333.N1	14-DEC-2002 05:01:20	Bright	37.000	175	39Del Per	3.0100	19400.	74	4124	No
106	GOM_NL__2PRFIN20021214_050302_000000382012_00062_04124_0334.N1	14-DEC-2002 05:03:02	Bright	37.500	160	23Gam Per	2.9300	4700.0	75	4124	No
107	GOM_NL__2PRFIN20021214_050609_000000382012_00062_04124_0335.N1	14-DEC-2002 05:06:09	Bright	37.500	110	37Del Cas	2.6780	8900.0	75	4124	No
108	GOM_NL__2PRFIN20021214_051302_000000342012_00062_04124_0336.N1	14-DEC-2002 05:13:02	Bright	34.000	49	1Alp UMi	1.9900	6300.0	68	4124	No
109	GOM_NL__2PRFIN20021214_051745_000000392012_00062_04124_0337.N1	14-DEC-2002 05:17:45	Bright	39.000	60	7Bet UMi	2.0810	3950.0	78	4124	No
110	GOM_NL__2PRFIN20021214_051952_000000502012_00062_04124_0338.N1	14-DEC-2002 05:19:52	Bright	50.000	82	48Bet UMa	2.3650	10600.	100	4124	No
111	GOM_NL__2PRFIN20021214_052229_000000442012_00062_04124_0339.N1	14-DEC-2002 05:22:29	Bright	44.000	32	77Eps UMa	1.7630	11000.	88	4124	No
112	GOM_NL__2PRFIN20021214_052459_000000412012_00062_04124_0340.N1	14-DEC-2002 05:24:59	Bright	41.000	39	85Eta UMa	1.8540	24000.	82	4124	No
113	GOM_NL__2PRFIN20021214_052815_000000372012_00062_04124_0341.N1	14-DEC-2002 05:28:15	Bright	36.500	180	27Gam Boo	3.0400	8000.0	73	4124	No
114	GOM_NL__2PRFIN20021214_053126_000000382012_00062_04124_0342.N1	14-DEC-2002 05:31:26	Bright	37.500	83		2.3780	11000.	75	4124	No
115	GOM_NL__2PRFIN20021214_053442_000000582012_00062_04124_0343.N1	14-DEC-2002 05:34:42	Bright	58.000	111	8Eta Boo	2.6800	6000.0	116	4124	No
116	GOM_NL__2PRFIN20021214_053830_000000502012_00062_04124_0344.N1	14-DEC-2002 05:38:30	Bright	50.000	138	47Eps Vir	2.8280	4700.0	100	4124	No
117	GOM_NL__2PRFIN20021214_054117_000000962012_00062_04124_0345.N1	14-DEC-2002 05:41:17	Twi_and_stray	95.500	62	94Bet Leo	2.1360	9700.0	191	4124	No
118	GOM_NL__2PRFIN20021214_054426_000000552012_00062_04124_0346.N1	14-DEC-2002 05:44:26	Twi_and_stray	55.000	15	67Alp Vir	0.97600	28000.	110	4124	No
119	GOM_NL__2PRFIN20021214_054756_000000482012_00062_04124_0347.N1	14-DEC-2002 05:47:56	Twilight	47.500	169	46Gam Hya	2.9910	4700.0	95	4124	No
120	GOM_NL__2PRFIN20021214_054945_000000462012_00062_04124_0348.N1	14-DEC-2002 05:49:45	Twilight	46.000	54	5The Cen	2.0550	4500.0	92	4124	No
121	GOM_NL__2PRFIN20021214_055200_000000412012_00062_04124_0349.N1	14-DEC-2002 05:52:00	Dark	40.500	78	Alp Lup	2.3040	28000.	81	4124	No
122	GOM_NL__2PRFIN20021214_055438_000000402012_00062_04124_0350.N1	14-DEC-2002 05:54:38	Dark	40.000	77	Eps Cen	2.3030	28000.	80	4124	No
123	GOM_NL__2PRFIN20021214_055554_000000462012_00062_04124_0351.N1	14-DEC-2002 05:55:54	Dark	45.500	10	Bet Cen	0.61000	28000.	91	4124	No
124	GOM_NL__2PRFIN20021214_055715_000000442012_00063_04125_0358.N1	14-DEC-2002 05:57:15	Dark	44.000	20	Bet Cru	1.2530	30000.	88	4125	No
125	GOM_NL__2PRFIN20021214_055920_000000382012_00063_04125_0359.N1	14-DEC-2002 05:59:20	Dark	38.000	112	Alp Mus	2.6880	26000.	76	4125	No
126	GOM_NL__2PRFIN20021214_060405_000000402012_00063_04125_0360.N1	14-DEC-2002 06:04:05	Dark	40.000	29	Bet Car	1.6720	10200.	80	4125	No
127	GOM_NL__2PRFIN20021214_060657_000000582012_00063_04125_0361.N1	14-DEC-2002 06:06:57	Dark	58.000	65	Lam Vel	2.2040	4400.0	116	4125	No
128	GOM_NL__2PRFIN20021214_060913_000000502012_00063_04125_0362.N1	14-DEC-2002 06:09:13	Dark	49.500	34	Gam2Vel	1.7930	23000.	99	4125	No
129	GOM_NL__2PRFIN20021214_061130_000000482012_00063_04125_0363.N1	14-DEC-2002 06:11:30	Dark	47.500	2	Alp Car	-0.73600	7000.0	95	4125	No
130	GOM_NL__2PRFIN20021214_061408_000000562012_00063_04125_0364.N1	14-DEC-2002 06:14:08	Dark	55.500	117	Pi Pup	2.7060	3800.0	111	4125	No
131	GOM_NL__2PRFIN20021214_061728_000000602012_00063_04125_0365.N1	14-DEC-2002 06:17:28	Dark	59.500	23	21Eps CMa	1.5020	26000.	119	4125	Yes
132	GOM_NL__2PRFIN20021214_061919_000000582012_00063_04125_0366.N1	14-DEC-2002 06:19:19	Straylight	58.000	179	24Omi2CMa	3.0320	24000.	116	4125	No
133	GOM_NL__2PRFIN20021214_062229_000000672012_00063_04125_0367.N1	14-DEC-2002 06:22:29	Straylight	66.500	1	9Alp CMa	-1.4400	11000.	133	4125	No
134	GOM_NL__2PRFIN20021214_062545_000000572012_00063_04125_0368.N1	14-DEC-2002 06:25:45	Straylight	57.000	7	19Bet Ori	0.10000	14000.	114	4125	No
135	GOM_NL__2PRFIN20021214_062805_000000512012_00063_04125_0369.N1	14-DEC-2002 06:28:05	Straylight	50.500	30	46Eps Ori	1.6940	30000.	101	4125	No
136	GOM_NL__2PRFIN20021214_063029_000000522012_00063_04125_0370.N1	14-DEC-2002 06:30:29	Twi_and_stray	52.000	27	24Gam Ori	1.6360	26000.	104	4125	No
137	GOM_NL__2PRFIN20021214_063309_000000552012_00063_04125_0371.N1	14-DEC-2002 06:33:09	Twi_and_stray	54.500	13	87Alp Tau	0.86700	3800.0	109	4125	No
138	GOM_NL__2PRFIN20021214_063516_000000382012_00063_04125_0372.N1	14-DEC-2002 06:35:16	Bright	37.500	146	25Eta Tau	2.8730	15200.	75	4125	No
139	GOM_NL__2PRFIN20021214_063727_000000382012_00063_04125_0373.N1	14-DEC-2002 06:37:27	Bright	37.500	150	44Zet Per	2.8900	28000.	75	4125	No
140	GOM_NL__2PRFIN20021214_063945_000000382012_00063_04125_0374.N1	14-DEC-2002 06:39:45	Bright	37.500	149	45Eps Per	2.8880	30000.	75	4125	No
141	GOM_NL__2PRFIN20021214_064156_000000362012_00063_04125_0375.N1	14-DEC-2002 06:41:56	Bright	36.000	175	39Del Per	3.0100	19400.	72	4125	No
142	GOM_NL__2PRFIN20021214_064339_000000352012_00063_04125_0376.N1	14-DEC-2002 06:43:39	Bright	35.000	160	23Gam Per	2.9300	4700.0	70	4125	No
143	GOM_NL__2PRFIN20021214_064645_000000372012_00063_04125_0377.N1	14-DEC-2002 06:46:45	Bright	37.000	110	37Del Cas	2.6780	8900.0	74	4125	No
144	GOM_NL__2PRFIN20021214_065339_000000372012_00063_04125_0378.N1	14-DEC-2002 06:53:39	Bright	37.000	49	1Alp UMi	1.9900	6300.0	74	4125	No
145	GOM_NL__2PRFIN20021214_065822_000000392012_00063_04125_0379.N1	14-DEC-2002 06:58:22	Bright	38.500	60	7Bet UMi	2.0810	3950.0	77	4125	No
146	GOM_NL__2PRFIN20021214_070028_000000502012_00063_04125_0380.N1	14-DEC-2002 07:00:28	Bright	49.500	82	48Bet UMa	2.3650	10600.	99	4125	No
147	GOM_NL__2PRFIN20021214_070305_000000442012_00063_04125_0381.N1	14-DEC-2002 07:03:05	Bright	44.000	32	77Eps UMa	1.7630	11000.	88	4125	No
148	GOM_NL__2PRFIN20021214_070536_000000392012_00063_04125_0382.N1	14-DEC-2002 07:05:36	Bright	39.000	39	85Eta UMa	1.8540	24000.	78	4125	No
149	GOM_NL__2PRFIN20021214_070852_000000382012_00063_04125_0383.N1	14-DEC-2002 07:08:52	Bright	37.500	180	27Gam Boo	3.0400	8000.0	75	4125	No
150	GOM_NL__2PRFIN20021214_071203_000000372012_00063_04125_0384.N1	14-DEC-2002 07:12:03	Bright	36.500	83		2.3780	11000.	73	4125	No
151	GOM_NL__2PRFIN20021214_071518_000000422012_00063_04125_0385.N1	14-DEC-2002 07:15:18	Bright	41.500	111	8Eta Boo	2.6800	6000.0	83	4125	No
152	GOM_NL__2PRFIN20021214_071907_000000502012_00063_04125_0386.N1	14-DEC-2002 07:19:07	Bright	50.000	138	47Eps Vir	2.8280	4700.0	100	4125	No
153	GOM_NL__2PRFIN20021214_072155_000001002012_00063_04125_0387.N1	14-DEC-2002 07:21:55	Twi_and_stray	100.00	62	94Bet Leo	2.1360	9700.0	200	4125	No
154	GOM_NL__2PRFIN20021214_072504_000000522012_00063_04125_0388.N1	14-DEC-2002 07:25:04	Twi_and_stray	52.000	15	67Alp Vir	0.97600	28000.	104	4125	No
155	GOM_NL__2PRFIN20021214_072833_000000462012_00063_04125_0389.N1	14-DEC-2002 07:28:33	Twilight	46.000	169	46Gam Hya	2.9910	4700.0	92	4125	No
156	GOM_NL__2PRFIN20021214_073021_000000452012_00063_04125_0390.N1	14-DEC-2002 07:30:21	Twilight	45.000	54	5The Cen	2.0550	4500.0	90	4125	No
157	GOM_NL__2PRFIN20021214_073236_000000402012_00063_04125_0391.N1	14-DEC-2002 07:32:36	Dark	39.500	78	Alp Lup	2.3040	28000.	79	4125	No
158	GOM_NL__2PRFIN20021214_073613_000000422012_00063_04125_0392.N1	14-DEC-2002 07:36:13	Dark	42.000	4	Alp1Cen	-0.010000	5800.0	84	4125	No
159	GOM_NL__2PRFIN20021214_073752_000000402012_00064_04126_9912.N1	14-DEC-2002 07:37:52	Dark	40.000	20	Bet Cru	1.2530	30000.	80	4126	No
160	GOM_NL__2PRFIN20021214_073957_000000392012_00064_04126_9913.N1	14-DEC-2002 07:39:57	Dark	38.500	112	Alp Mus	2.6880	26000.	77	4126	No



161	GOM_NL__2PRFIN20021214_074441_000000402012_00064_04126_9914.N1	14-DEC-2002 07:44:41	Dark	39.500	29	Bet Car	1.6720	10200.	79	4126	No
162	GOM_NL__2PRFIN20021214_074734_000000692012_00064_04126_9915.N1	14-DEC-2002 07:47:34	Dark	69.000	65	Lam Vel	2.2040	4400.0	138	4126	No
163	GOM_NL__2PRFIN20021214_074949_000000492012_00064_04126_9916.N1	14-DEC-2002 07:49:49	Dark	49.000	34	Gam2Vel	1.7930	23000.	98	4126	No
164	GOM_NL__2PRFIN20021214_075206_000000552012_00064_04126_9917.N1	14-DEC-2002 07:52:06	Dark	55.000	2	Alp Car	-0.73600	7000.0	110	4126	No
165	GOM_NL__2PRFIN20021214_075444_000000592012_00064_04126_9918.N1	14-DEC-2002 07:54:44	Dark	58.500	117	Pi Pup	2.7060	3800.0	117	4126	No
166	GOM_NL__2PRFIN20021214_075804_000000612012_00064_04126_9919.N1	14-DEC-2002 07:58:04	Straylight	61.000	23	21Eps CMa	1.5020	26000.	122	4126	No
167	GOM_NL__2PRFIN20021214_075955_000000582012_00064_04126_9920.N1	14-DEC-2002 07:59:55	Straylight	57.500	179	24Omi2CMa	3.0320	24000.	115	4126	No
168	GOM_NL__2PRFIN20021214_080305_000000642012_00064_04126_9921.N1	14-DEC-2002 08:03:05	Straylight	64.000	1	9Alp CMa	-1.4400	11000.	128	4126	No
169	GOM_NL__2PRFIN20021214_080621_000000512012_00064_04126_9922.N1	14-DEC-2002 08:06:21	Straylight	51.000	7	19Bet Ori	0.10000	14000.	102	4126	No
170	GOM_NL__2PRFIN20021214_080841_000000532012_00064_04126_9923.N1	14-DEC-2002 08:08:41	Straylight	52.500	30	46Eps Ori	1.6940	30000.	105	4126	No
171	GOM_NL__2PRFIN20021214_081104_000000492012_00064_04126_9924.N1	14-DEC-2002 08:11:04	Tw_i_and_stray	48.500	27	24Gam Ori	1.6360	26000.	97	4126	No
172	GOM_NL__2PRFIN20021214_081345_000000522012_00064_04126_9925.N1	14-DEC-2002 08:13:45	Tw_i_and_stray	51.500	13	87Alp Tau	0.86700	3800.0	103	4126	No
173	GOM_NL__2PRFIN20021214_081552_000000372012_00064_04126_9926.N1	14-DEC-2002 08:15:52	Bright	37.000	146	25Eta Tau	2.8730	15200.	74	4126	No
174	GOM_NL__2PRFIN20021214_081803_000000382012_00064_04126_9927.N1	14-DEC-2002 08:18:03	Bright	37.500	150	44Zet Per	2.8900	28000.	75	4126	No
175	GOM_NL__2PRFIN20021214_082021_000000372012_00064_04126_9928.N1	14-DEC-2002 08:20:21	Bright	37.000	149	45Eps Per	2.8880	30000.	74	4126	No
176	GOM_NL__2PRFIN20021214_082232_000000362012_00064_04126_9929.N1	14-DEC-2002 08:22:32	Bright	36.000	175	39Del Per	3.0100	19400.	72	4126	No
177	GOM_NL__2PRFIN20021214_082415_000000372012_00064_04126_9930.N1	14-DEC-2002 08:24:15	Bright	36.500	160	23Gam Per	2.9300	4700.0	73	4126	No
178	GOM_NL__2PRFIN20021214_082721_000000362012_00064_04126_9931.N1	14-DEC-2002 08:27:21	Bright	36.000	110	37Del Cas	2.6780	8900.0	72	4126	No
179	GOM_NL__2PRFIN20021214_083414_000000342012_00064_04126_9932.N1	14-DEC-2002 08:34:14	Bright	34.000	49	1Alp UMi	1.9900	6300.0	68	4126	No
180	GOM_NL__2PRFIN20021214_083858_000000392012_00064_04126_9933.N1	14-DEC-2002 08:38:58	Bright	38.500	60	7Bet UMi	2.0810	3950.0	77	4126	No
181	GOM_NL__2PRFIN20021214_084103_000000512012_00064_04126_9934.N1	14-DEC-2002 08:41:03	Bright	51.000	82	48Bet UMa	2.3650	10600.	102	4126	No
182	GOM_NL__2PRFIN20021214_084340_000000442012_00064_04126_9935.N1	14-DEC-2002 08:43:40	Bright	44.000	32	77Eps UMa	1.7630	11000.	88	4126	No
183	GOM_NL__2PRFIN20021214_084611_000000402012_00064_04126_9936.N1	14-DEC-2002 08:46:11	Bright	39.500	39	85Eta UMa	1.8540	24000.	79	4126	No
184	GOM_NL__2PRFIN20021214_084928_000000382012_00064_04126_9937.N1	14-DEC-2002 08:49:28	Bright	37.500	180	27Gam Boo	3.0400	8000.0	75	4126	No
185	GOM_NL__2PRFIN20021214_085238_000000382012_00064_04126_9938.N1	14-DEC-2002 08:52:38	Bright	37.500	83		2.3780	11000.	75	4126	No
186	GOM_NL__2PRFIN20021214_085554_000000412012_00064_04126_9939.N1	14-DEC-2002 08:55:54	Bright	40.500	111	8Eta Boo	2.6800	6000.0	81	4126	No
187	GOM_NL__2PRFIN20021214_085943_000000502012_00064_04126_9940.N1	14-DEC-2002 08:59:43	Bright	50.000	138	47Eps Vir	2.8280	4700.0	100	4126	No
188	GOM_NL__2PRFIN20021214_090232_000001012012_00064_04126_9941.N1	14-DEC-2002 09:02:32	Tw_i_and_stray	100.50	62	94Bet Leo	2.1360	9700.0	201	4126	No
189	GOM_NL__2PRFIN20021214_090540_000000532012_00064_04126_9942.N1	14-DEC-2002 09:05:40	Tw_i_and_stray	52.500	15	67Alp Vir	0.97600	28000.	105	4126	No
190	GOM_NL__2PRFIN20021214_090909_000000472012_00064_04126_9943.N1	14-DEC-2002 09:09:09	Twilight	47.000	169	46Gam Hya	2.9910	4700.0	94	4126	No
191	GOM_NL__2PRFIN20021214_091057_000000442012_00064_04126_9944.N1	14-DEC-2002 09:10:57	Twilight	44.000	54	5The Cen	2.0550	4500.0	88	4126	No
192	GOM_NL__2PRFIN20021214_091312_000000382012_00064_04126_9945.N1	14-DEC-2002 09:13:12	Dark	38.000	78	Alp Lup	2.3040	28000.	76	4126	No
193	GOM_NL__2PRFIN20021214_091649_000000472012_00064_04126_9946.N1	14-DEC-2002 09:16:49	Dark	47.000	4	Alp1Cen	-0.010000	5800.0	94	4126	No
194	GOM_NL__2PRFIN20021214_091828_000000492012_00065_04127_9910.N1	14-DEC-2002 09:18:28	Dark	48.500	20	Bet Cru	1.2530	30000.	97	4127	No
195	GOM_NL__2PRFIN20021214_092033_000000382012_00065_04127_9911.N1	14-DEC-2002 09:20:33	Dark	38.000	112	Alp Mus	2.6880	26000.	76	4127	No
196	GOM_NL__2PRFIN20021214_092517_000000392012_00065_04127_9912.N1	14-DEC-2002 09:25:17	Dark	39.000	29	Bet Car	1.6720	10200.	78	4127	No
197	GOM_NL__2PRFIN20021214_092811_000000632012_00065_04127_9913.N1	14-DEC-2002 09:28:11	Dark	62.500	65	Lam Vel	2.2040	4400.0	125	4127	No
198	GOM_NL__2PRFIN20021214_093026_000000462012_00065_04127_9914.N1	14-DEC-2002 09:30:26	Dark	46.000	34	Gam2Vel	1.7930	23000.	92	4127	No
199	GOM_NL__2PRFIN20021214_093243_000000552012_00065_04127_9915.N1	14-DEC-2002 09:32:43	Dark	55.000	2	Alp Car	-0.73600	7000.0	110	4127	No
200	GOM_NL__2PRFIN20021214_093521_000000582012_00065_04127_9916.N1	14-DEC-2002 09:35:21	Dark	58.000	117	Pi Pup	2.7060	3800.0	116	4127	No
201	GOM_NL__2PRFIN20021214_093841_000000602012_00065_04127_9917.N1	14-DEC-2002 09:38:41	Straylight	59.500	23	21Eps CMa	1.5020	26000.	119	4127	No
202	GOM_NL__2PRFIN20021214_094031_000000562012_00065_04127_9918.N1	14-DEC-2002 09:40:31	Straylight	56.000	179	24Omi2CMa	3.0320	24000.	112	4127	No
203	GOM_NL__2PRFIN20021214_094341_000000672012_00065_04127_9919.N1	14-DEC-2002 09:43:41	Straylight	66.500	1	9Alp CMa	-1.4400	11000.	133	4127	No
204	GOM_NL__2PRFIN20021214_094657_000000542012_00065_04127_9920.N1	14-DEC-2002 09:46:57	Straylight	53.500	7	19Bet Ori	0.10000	14000.	107	4127	No
205	GOM_NL__2PRFIN20021214_094917_000000532012_00065_04127_9921.N1	14-DEC-2002 09:49:17	Straylight	53.000	30	46Eps Ori	1.6940	30000.	106	4127	No
206	GOM_NL__2PRFIN20021214_095140_000000532012_00065_04127_9922.N1	14-DEC-2002 09:51:40	Tw_i_and_stray	52.500	27	24Gam Ori	1.6360	26000.	105	4127	No
207	GOM_NL__2PRFIN20021214_095421_000000482012_00065_04127_9923.N1	14-DEC-2002 09:54:21	Tw_i_and_stray	48.000	13	87Alp Tau	0.86700	3800.0	96	4127	No
208	GOM_NL__2PRFIN20021214_095628_000000382012_00065_04127_9924.N1	14-DEC-2002 09:56:28	Bright	37.500	146	25Eta Tau	2.8730	15200.	75	4127	No
209	GOM_NL__2PRFIN20021214_095839_000000372012_00065_04127_9925.N1	14-DEC-2002 09:58:39	Bright	36.500	150	44Zet Per	2.8900	28000.	73	4127	No
210	GOM_NL__2PRFIN20021214_100057_000000372012_00065_04127_9926.N1	14-DEC-2002 10:00:57	Bright	37.000	149	45Eps Per	2.8880	30000.	74	4127	No
211	GOM_NL__2PRFIN20021214_100308_000000352012_00065_04127_9927.N1	14-DEC-2002 10:03:08	Bright	34.500	175	39Del Per	3.0100	19400.	69	4127	No
212	GOM_NL__2PRFIN20021214_100451_000000372012_00065_04127_9928.N1	14-DEC-2002 10:04:51	Bright	36.500	160	23Gam Per	2.9300	4700.0	73	4127	No
213	GOM_NL__2PRFIN20021214_100758_000000372012_00065_04127_9929.N1	14-DEC-2002 10:07:58	Bright	36.500	110	37Del Cas	2.6780	8900.0	73	4127	No
214	GOM_NL__2PRFIN20021214_101450_000000372012_00065_04127_9930.N1	14-DEC-2002 10:14:50	Bright	36.500	49	1Alp UMi	1.9900	6300.0	73	4127	No
215	GOM_NL__2PRFIN20021214_101934_000000382012_00065_04127_9931.N1	14-DEC-2002 10:19:34	Bright	38.000	60	7Bet UMi	2.0810	3950.0	76	4127	No
216	GOM_NL__2PRFIN20021214_102138_000000482012_00065_04127_9932.N1	14-DEC-2002 10:21:38	Bright	47.500	82	48Bet UMa	2.3650	10600.	95	4127	No
217	GOM_NL__2PRFIN20021214_102416_000000402012_00065_04127_9933.N1	14-DEC-2002 10:24:16	Bright	40.000	32	77Eps UMa	1.7630	11000.	80	4127	No
218	GOM_NL__2PRFIN20021214_102647_000000422012_00065_04127_9934.N1	14-DEC-2002 10:26:47	Bright	41.500	39	85Eta UMa	1.8540	24000.	83	4127	No
219	GOM_NL__2PRFIN20021214_103004_000000542012_00065_04127_9935.N1	14-DEC-2002 10:30:04	Bright	54.000	180	27Gam Boo	3.0400	8000.0	108	4127	No

220	GOM_NL__2PRFIN20021214_103315_000000352012_00065_04127_9936.N1	14-DEC-2002 10:33:15	Bright	35.000	83		2.3780	11000.	70	4127	No
221	GOM_NL__2PRFIN20021214_103630_000000582012_00065_04127_9937.N1	14-DEC-2002 10:36:30	Bright	58.000	111	8Eta Boo	2.6800	6000.0	116	4127	No
222	GOM_NL__2PRFIN20021214_104020_000000582012_00065_04127_9938.N1	14-DEC-2002 10:40:20	Bright	57.500	138	47Eps Vir	2.8280	4700.0	115	4127	No
223	GOM_NL__2PRFIN20021214_104310_000000992012_00065_04127_9939.N1	14-DEC-2002 10:43:10	Twi_and_stray	99.000	62	94Bet Leo	2.1360	9700.0	198	4127	No
224	GOM_NL__2PRFIN20021214_104617_000000512012_00065_04127_9940.N1	14-DEC-2002 10:46:17	Twi_and_stray	50.500	15	67Alp Vir	0.97600	28000.	101	4127	No
225	GOM_NL__2PRFIN20021214_104946_000000452012_00065_04127_9941.N1	14-DEC-2002 10:49:46	Twilight	45.000	169	46Gam Hya	2.9910	4700.0	90	4127	No
226	GOM_NL__2PRFIN20021214_105134_000000452012_00065_04127_9942.N1	14-DEC-2002 10:51:34	Twilight	44.500	54	5The Cen	2.0550	4500.0	89	4127	No
227	GOM_NL__2PRFIN20021214_105348_000000412012_00065_04127_9943.N1	14-DEC-2002 10:53:48	Dark	40.500	78	Alp Lup	2.3040	28000.	81	4127	No
228	GOM_NL__2PRFIN20021214_105726_000000462012_00065_04127_9944.N1	14-DEC-2002 10:57:26	Dark	46.000	4	Alp1Cen	-0.010000	5800.0	92	4127	No
229	GOM_NL__2PRFIN20021214_105905_000000472012_00066_04128_9908.N1	14-DEC-2002 10:59:05	Dark	47.000	20	Bet Cru	1.2530	30000.	94	4128	No
230	GOM_NL__2PRFIN20021214_110109_000000382012_00066_04128_9909.N1	14-DEC-2002 11:01:09	Dark	37.500	112	Alp Mus	2.6880	26000.	75	4128	No
231	GOM_NL__2PRFIN20021214_110554_000000402012_00066_04128_9910.N1	14-DEC-2002 11:05:54	Dark	39.500	29	Bet Car	1.6720	10200.	79	4128	No
232	GOM_NL__2PRFIN20021214_110847_000000642012_00066_04128_9911.N1	14-DEC-2002 11:08:47	Dark	63.500	65	Lam Vel	2.2040	4400.0	127	4128	No
233	GOM_NL__2PRFIN20021214_111102_000000492012_00066_04128_9912.N1	14-DEC-2002 11:11:02	Dark	48.500	34	Gam2Vel	1.7930	23000.	97	4128	No
234	GOM_NL__2PRFIN20021214_111319_000000552012_00066_04128_9913.N1	14-DEC-2002 11:13:19	Dark	55.000	2	Alp Car	-0.73600	7000.0	110	4128	No
235	GOM_NL__2PRFIN20021214_111558_000000572012_00066_04128_9914.N1	14-DEC-2002 11:15:58	Dark	57.000	117	Pi Pup	2.7060	3800.0	114	4128	No
236	GOM_NL__2PRFIN20021214_111917_000000582012_00066_04128_9915.N1	14-DEC-2002 11:19:17	Straylight	57.500	23	21Eps CMa	1.5020	26000.	115	4128	No
237	GOM_NL__2PRFIN20021214_112108_000000582012_00066_04128_9916.N1	14-DEC-2002 11:21:08	Straylight	57.500	179	24Omi2CMa	3.0320	24000.	115	4128	No
238	GOM_NL__2PRFIN20021214_112417_000000772012_00066_04128_9917.N1	14-DEC-2002 11:24:17	Straylight	77.000	1	9Alp CMa	-1.4400	11000.	154	4128	No
239	GOM_NL__2PRFIN20021214_112733_000000552012_00066_04128_9918.N1	14-DEC-2002 11:27:33	Straylight	55.000	7	19Bet Ori	0.10000	14000.	110	4128	No
240	GOM_NL__2PRFIN20021214_112953_000000492012_00066_04128_9919.N1	14-DEC-2002 11:29:53	Straylight	49.000	30	46Eps Ori	1.6940	30000.	98	4128	No
241	GOM_NL__2PRFIN20021214_113216_000000502012_00066_04128_9920.N1	14-DEC-2002 11:32:16	Twi_and_stray	50.000	27	24Gam Ori	1.6360	26000.	100	4128	No
242	GOM_NL__2PRFIN20021214_113457_000000472012_00066_04128_9921.N1	14-DEC-2002 11:34:57	Twi_and_stray	47.000	13	87Alp Tau	0.86700	3800.0	94	4128	No
243	GOM_NL__2PRFIN20021214_113704_000000362012_00066_04128_9922.N1	14-DEC-2002 11:37:04	Bright	35.500	146	25Eta Tau	2.8730	15200.	71	4128	No
244	GOM_NL__2PRFIN20021214_113915_000000382012_00066_04128_9923.N1	14-DEC-2002 11:39:15	Bright	37.500	150	44Zet Per	2.8900	28000.	75	4128	No
245	GOM_NL__2PRFIN20021214_114133_000000372012_00066_04128_9924.N1	14-DEC-2002 11:41:33	Bright	36.500	149	45Eps Per	2.8880	30000.	73	4128	No
246	GOM_NL__2PRFIN20021214_114344_000000352012_00066_04128_9925.N1	14-DEC-2002 11:43:44	Bright	35.000	175	39Del Per	3.0100	19400.	70	4128	No
247	GOM_NL__2PRFIN20021214_114527_000000362012_00066_04128_9926.N1	14-DEC-2002 11:45:27	Bright	35.500	160	23Gam Per	2.9300	4700.0	71	4128	No
248	GOM_NL__2PRFIN20021214_114834_000000362012_00066_04128_9927.N1	14-DEC-2002 11:48:34	Bright	36.000	110	37Del Cas	2.6780	8900.0	72	4128	No
249	GOM_NL__2PRFIN20021214_115526_000000372012_00066_04128_9928.N1	14-DEC-2002 11:55:26	Bright	37.000	49	1Alp UMi	1.9900	6300.0	74	4128	No
250	GOM_NL__2PRFIN20021214_120010_000000402012_00066_04128_9929.N1	14-DEC-2002 12:00:10	Bright	39.500	60	7Bet UMi	2.0810	3950.0	79	4128	No
251	GOM_NL__2PRFIN20021214_120213_000000512012_00066_04128_9930.N1	14-DEC-2002 12:02:13	Bright	51.000	82	48Bet UMa	2.3650	10600.	102	4128	No
252	GOM_NL__2PRFIN20021214_120452_000000432012_00066_04128_9931.N1	14-DEC-2002 12:04:52	Bright	43.000	32	77Eps UMa	1.7630	11000.	86	4128	No
253	GOM_NL__2PRFIN20021214_120723_000000412012_00066_04128_9932.N1	14-DEC-2002 12:07:23	Bright	40.500	39	85Eta UMa	1.8540	24000.	81	4128	No
254	GOM_NL__2PRFIN20021214_121040_000000382012_00066_04128_9933.N1	14-DEC-2002 12:10:40	Bright	37.500	180	27Gam Boo	3.0400	8000.0	75	4128	No
255	GOM_NL__2PRFIN20021214_121351_000000532012_00066_04128_9934.N1	14-DEC-2002 12:13:51	Bright	53.000	83		2.3780	11000.	106	4128	No
256	GOM_NL__2PRFIN20021214_121707_000000422012_00066_04128_9935.N1	14-DEC-2002 12:17:07	Bright	42.000	111	8Eta Boo	2.6800	6000.0	84	4128	No
257	GOM_NL__2PRFIN20021214_122057_000000682012_00066_04128_9936.N1	14-DEC-2002 12:20:57	Bright	67.500	138	47Eps Vir	2.8280	4700.0	135	4128	No
258	GOM_NL__2PRFIN20021214_122347_000001042012_00066_04128_9937.N1	14-DEC-2002 12:23:47	Twi_and_stray	103.50	62	94Bet Leo	2.1360	9700.0	207	4128	No
259	GOM_NL__2PRFIN20021214_122653_000000552012_00066_04128_9938.N1	14-DEC-2002 12:26:53	Twi_and_stray	55.000	15	67Alp Vir	0.97600	28000.	110	4128	No
260	GOM_NL__2PRFIN20021214_123023_000000522012_00066_04128_9939.N1	14-DEC-2002 12:30:23	Twilight	51.500	169	46Gam Hya	2.9910	4700.0	103	4128	No
261	GOM_NL__2PRFIN20021214_123210_000000462012_00066_04128_9940.N1	14-DEC-2002 12:32:10	Twilight	45.500	54	5The Cen	2.0550	4500.0	91	4128	No
262	GOM_NL__2PRFIN20021214_123425_000000422012_00066_04128_9941.N1	14-DEC-2002 12:34:25	Dark	41.500	78	Alp Lup	2.3040	28000.	83	4128	No
263	GOM_NL__2PRFIN20021214_123802_000000512012_00066_04128_9942.N1	14-DEC-2002 12:38:02	Dark	51.000	4	Alp1Cen	-0.010000	5800.0	102	4128	No
264	GOM_NL__2PRFIN20021214_123941_000000472012_00067_04129_9906.N1	14-DEC-2002 12:39:41	Dark	46.500	20	Bet Cru	1.2530	30000.	93	4129	No
265	GOM_NL__2PRFIN20021214_124146_000000392012_00067_04129_9907.N1	14-DEC-2002 12:41:46	Dark	38.500	112	Alp Mus	2.6880	26000.	77	4129	No
266	GOM_NL__2PRFIN20021214_124630_000000392012_00067_04129_9908.N1	14-DEC-2002 12:46:30	Dark	39.000	29	Bet Car	1.6720	10200.	78	4129	No
267	GOM_NL__2PRFIN20021214_124924_000000682012_00067_04129_9909.N1	14-DEC-2002 12:49:24	Dark	67.500	65	Lam Vel	2.2040	4400.0	135	4129	No
268	GOM_NL__2PRFIN20021214_125140_000000482012_00067_04129_9910.N1	14-DEC-2002 12:51:40	Dark	48.000	34	Gam2Vel	1.7930	23000.	96	4129	No
269	GOM_NL__2PRFIN20021214_125355_000000552012_00067_04129_9911.N1	14-DEC-2002 12:53:55	Dark	55.000	2	Alp Car	-0.73600	7000.0	110	4129	No
270	GOM_NL__2PRFIN20021214_125635_000000592012_00067_04129_9912.N1	14-DEC-2002 12:56:35	Dark	59.000	117	Pi Pup	2.7060	3800.0	118	4129	No
271	GOM_NL__2PRFIN20021214_125954_000000572012_00067_04129_9913.N1	14-DEC-2002 12:59:54	Straylight	56.500	23	21Eps CMa	1.5020	26000.	113	4129	No
272	GOM_NL__2PRFIN20021214_130144_000000552012_00067_04129_9914.N1	14-DEC-2002 13:01:44	Straylight	54.500	179	24Omi2CMa	3.0320	24000.	109	4129	No
273	GOM_NL__2PRFIN20021214_130453_000000642012_00067_04129_9915.N1	14-DEC-2002 13:04:53	Straylight	64.000	1	9Alp CMa	-1.4400	11000.	128	4129	No
274	GOM_NL__2PRFIN20021214_130810_000000542012_00067_04129_9916.N1	14-DEC-2002 13:08:10	Straylight	53.500	7	19Bet Ori	0.10000	14000.	107	4129	No
275	GOM_NL__2PRFIN20021214_131029_000000532012_00067_04129_9917.N1	14-DEC-2002 13:10:29	Straylight	53.000	30	46Eps Ori	1.6940	30000.	106	4129	No
276	GOM_NL__2PRFIN20021214_131252_000000512012_00067_04129_9918.N1	14-DEC-2002 13:12:52	Twi_and_stray	51.000	27	24Gam Ori	1.6360	26000.	102	4129	No
277	GOM_NL__2PRFIN20021214_131533_000000552012_00067_04129_9919.N1	14-DEC-2002 13:15:33	Twi_and_stray	54.500	13	87Alp Tau	0.86700	3800.0	109	4129	No
278	GOM_NL__2PRFIN20021214_131740_000000362012_00067_04129_9920.N1	14-DEC-2002 13:17:40	Bright	36.000	146	25Eta Tau	2.8730	15200.	72	4129	No

279	GOM_NL__2PRFIN20021214_131951_000000382012_00067_04129_9921.N1	14-DEC-2002 13:19:51	Bright	38.000	150	44Zet Per	2.8900	28000.	76	4129	No
280	GOM_NL__2PRFIN20021214_132210_000000362012_00067_04129_9922.N1	14-DEC-2002 13:22:10	Bright	35.500	149	45Eps Per	2.8880	30000.	71	4129	No
281	GOM_NL__2PRFIN20021214_132420_000000372012_00067_04129_9923.N1	14-DEC-2002 13:24:20	Bright	37.000	175	39Del Per	3.0100	19400.	74	4129	No
282	GOM_NL__2PRFIN20021214_132603_000000362012_00067_04129_9924.N1	14-DEC-2002 13:26:03	Bright	36.000	160	23Gam Per	2.9300	4700.0	72	4129	No
283	GOM_NL__2PRFIN20021214_132910_000000362012_00067_04129_9925.N1	14-DEC-2002 13:29:10	Bright	36.000	110	37Del Cas	2.6780	8900.0	72	4129	No
284	GOM_NL__2PRFIN20021214_133603_000000362012_00067_04129_9926.N1	14-DEC-2002 13:36:03	Bright	36.000	49	1Alp UMi	1.9900	6300.0	72	4129	No
285	GOM_NL__2PRFIN20021214_134046_000000332012_00067_04129_9927.N1	14-DEC-2002 13:40:46	Bright	33.000	60	7Bet UMi	2.0810	3950.0	66	4129	No
286	GOM_NL__2PRFIN20021214_134249_000000512012_00067_04129_9928.N1	14-DEC-2002 13:42:49	Bright	50.500	82	48Bet UMa	2.3650	10600.	101	4129	No
287	GOM_NL__2PRFIN20021214_134528_000000422012_00067_04129_9929.N1	14-DEC-2002 13:45:28	Bright	41.500	32	77Eps UMa	1.7630	11000.	83	4129	No
288	GOM_NL__2PRFIN20021214_134759_000000402012_00067_04129_9930.N1	14-DEC-2002 13:47:59	Bright	40.000	39	85Eta UMa	1.8540	24000.	80	4129	No
289	GOM_NL__2PRFIN20021214_135116_000000542012_00067_04129_9931.N1	14-DEC-2002 13:51:16	Bright	54.000	180	27Gam Boo	3.0400	8000.0	108	4129	No
290	GOM_NL__2PRFIN20021214_135427_000000372012_00067_04129_9932.N1	14-DEC-2002 13:54:27	Bright	36.500	83		2.3780	11000.	73	4129	No
291	GOM_NL__2PRFIN20021214_135743_000000582012_00067_04129_9933.N1	14-DEC-2002 13:57:43	Bright	58.000	111	8Eta Boo	2.6800	6000.0	116	4129	No
292	GOM_NL__2PRFIN20021214_140133_000000502012_00067_04129_9934.N1	14-DEC-2002 14:01:33	Bright	50.000	138	47Eps Vir	2.8280	4700.0	100	4129	No
293	GOM_NL__2PRFIN20021214_140425_000001002012_00067_04129_9935.N1	14-DEC-2002 14:04:25	Twilight	99.500	62	94Bet Leo	2.1360	9700.0	199	4129	No
294	GOM_NL__2PRFIN20021214_140730_000000532012_00067_04129_9936.N1	14-DEC-2002 14:07:30	Twilight	52.500	15	67Alp Vir	0.97600	28000.	105	4129	No
295	GOM_NL__2PRFIN20021214_141100_000000492012_00067_04129_9937.N1	14-DEC-2002 14:11:00	Twilight	48.500	169	46Gam Hya	2.9910	4700.0	97	4129	No
296	GOM_NL__2PRFIN20021214_141247_000000452012_00067_04129_9938.N1	14-DEC-2002 14:12:47	Twilight	44.500	54	5The Cen	2.0550	4500.0	89	4129	No
297	GOM_NL__2PRFIN20021214_141501_000000372012_00067_04129_9939.N1	14-DEC-2002 14:15:01	Dark	37.000	78	Alp Lup	2.3040	28000.	74	4129	No
298	GOM_NL__2PRFIN20021214_141838_000000432012_00067_04129_9940.N1	14-DEC-2002 14:18:38	Dark	42.500	4	Alp1Cen	-0.010000	5800.0	85	4129	No
299	GOM_NL__2PRFIN20021214_142018_000000402012_00068_04130_9904.N1	14-DEC-2002 14:20:18	Dark	39.500	20	Bet Cru	1.2530	30000.	79	4130	No
300	GOM_NL__2PRFIN20021214_142222_000000372012_00068_04130_9905.N1	14-DEC-2002 14:22:22	Dark	37.000	112	Alp Mus	2.6880	26000.	74	4130	No
301	GOM_NL__2PRFIN20021214_142707_000000402012_00068_04130_9906.N1	14-DEC-2002 14:27:07	Dark	39.500	29	Bet Car	1.6720	10200.	79	4130	No
302	GOM_NL__2PRFIN20021214_142935_000000452012_00068_04130_9907.N1	14-DEC-2002 14:29:35	Dark	45.000	41	Eps Car	1.8600	4100.0	90	4130	No
303	GOM_NL__2PRFIN20021214_143217_000000472012_00068_04130_9908.N1	14-DEC-2002 14:32:17	Dark	47.000	34	Gam2Vel	1.7930	23000.	94	4130	No
304	GOM_NL__2PRFIN20021214_143432_000000532012_00068_04130_9909.N1	14-DEC-2002 14:34:32	Dark	53.000	2	Alp Car	-0.73600	7000.0	106	4130	No
305	GOM_NL__2PRFIN20021214_143712_000000542012_00068_04130_9910.N1	14-DEC-2002 14:37:12	Dark	53.500	117	Pi Pup	2.7060	3800.0	107	4130	No
306	GOM_NL__2PRFIN20021214_144031_000000582012_00068_04130_9911.N1	14-DEC-2002 14:40:31	Straylight	57.500	23	21Eps CMa	1.5020	26000.	115	4130	No
307	GOM_NL__2PRFIN20021214_144221_000000572012_00068_04130_9912.N1	14-DEC-2002 14:42:21	Straylight	56.500	179	24Omi2CMa	3.0320	24000.	113	4130	No
308	GOM_NL__2PRFIN20021214_144529_000000672012_00068_04130_9913.N1	14-DEC-2002 14:45:29	Straylight	66.500	1	9Alp CMa	-1.4400	11000.	133	4130	No
309	GOM_NL__2PRFIN20021214_144846_000000512012_00068_04130_9914.N1	14-DEC-2002 14:48:46	Straylight	50.500	7	19Bet Ori	0.10000	14000.	101	4130	No
310	GOM_NL__2PRFIN20021214_145105_000000522012_00068_04130_9915.N1	14-DEC-2002 14:51:05	Straylight	52.000	30	46Eps Ori	1.6940	30000.	104	4130	No
311	GOM_NL__2PRFIN20021214_145420_000000602012_00068_04130_9916.N1	14-DEC-2002 14:54:20	Twilight	59.500	14	58Alp Ori	0.87000	3000.0	119	4130	No
312	GOM_NL__2PRFIN20021214_145609_000000552012_00068_04130_9917.N1	14-DEC-2002 14:56:09	Twilight	55.000	13	87Alp Tau	0.86700	3800.0	110	4130	No
313	GOM_NL__2PRFIN20021214_145817_000000382012_00068_04130_9918.N1	14-DEC-2002 14:58:17	Bright	37.500	146	25Eta Tau	2.8730	15200.	75	4130	No
314	GOM_NL__2PRFIN20021214_150026_000000382012_00068_04130_9919.N1	14-DEC-2002 15:00:26	Bright	37.500	150	44Zet Per	2.8900	28000.	75	4130	No
315	GOM_NL__2PRFIN20021214_150244_000000372012_00068_04130_9920.N1	14-DEC-2002 15:02:44	Bright	36.500	149	45Eps Per	2.8880	30000.	73	4130	No
316	GOM_NL__2PRFIN20021214_150455_000000372012_00068_04130_9921.N1	14-DEC-2002 15:04:55	Bright	36.500	175	39Del Per	3.0100	19400.	73	4130	No
317	GOM_NL__2PRFIN20021214_150638_000000382012_00068_04130_9922.N1	14-DEC-2002 15:06:38	Bright	37.500	160	23Gam Per	2.9300	4700.0	75	4130	No
318	GOM_NL__2PRFIN20021214_150946_000000372012_00068_04130_9923.N1	14-DEC-2002 15:09:46	Bright	37.000	110	37Del Cas	2.6780	8900.0	74	4130	No
319	GOM_NL__2PRFIN20021214_151637_000000392012_00068_04130_9924.N1	14-DEC-2002 15:16:37	Bright	38.500	49	1Alp UMi	1.9900	6300.0	77	4130	No
320	GOM_NL__2PRFIN20021214_152120_000000392012_00068_04130_9925.N1	14-DEC-2002 15:21:20	Bright	38.500	60	7Bet UMi	2.0810	3950.0	77	4130	No
321	GOM_NL__2PRFIN20021214_152323_000000532012_00068_04130_9926.N1	14-DEC-2002 15:23:23	Bright	52.500	82	48Bet UMa	2.3650	10600.	105	4130	No
322	GOM_NL__2PRFIN20021214_152603_000000442012_00068_04130_9927.N1	14-DEC-2002 15:26:03	Bright	43.500	32	77Eps UMa	1.7630	11000.	87	4130	No
323	GOM_NL__2PRFIN20021214_152834_000000422012_00068_04130_9928.N1	14-DEC-2002 15:28:34	Bright	41.500	39	85Eta UMa	1.8540	24000.	83	4130	No
324	GOM_NL__2PRFIN20021214_153151_000000392012_00068_04130_9929.N1	14-DEC-2002 15:31:51	Bright	38.500	180	27Gam Boo	3.0400	8000.0	77	4130	No
325	GOM_NL__2PRFIN20021214_153502_000000382012_00068_04130_9930.N1	14-DEC-2002 15:35:02	Bright	38.000	83		2.3780	11000.	76	4130	No
326	GOM_NL__2PRFIN20021214_153818_000000432012_00068_04130_9931.N1	14-DEC-2002 15:38:18	Bright	43.000	111	8Eta Boo	2.6800	6000.0	86	4130	No
327	GOM_NL__2PRFIN20021214_154209_000000512012_00068_04130_9932.N1	14-DEC-2002 15:42:09	Bright	50.500	138	47Eps Vir	2.8280	4700.0	101	4130	No
328	GOM_NL__2PRFIN20021214_154502_000000992012_00068_04130_9933.N1	14-DEC-2002 15:45:02	Twilight	99.000	62	94Bet Leo	2.1360	9700.0	198	4130	No
329	GOM_NL__2PRFIN20021214_154806_000000522012_00068_04130_9934.N1	14-DEC-2002 15:48:06	Twilight	51.500	15	67Alp Vir	0.97600	28000.	103	4130	No
330	GOM_NL__2PRFIN20021214_155135_000000492012_00068_04130_9935.N1	14-DEC-2002 15:51:35	Twilight	48.500	169	46Gam Hya	2.9910	4700.0	97	4130	No
331	GOM_NL__2PRFIN20021214_155322_000000442012_00068_04130_9936.N1	14-DEC-2002 15:53:22	Twilight	43.500	54	5The Cen	2.0550	4500.0	87	4130	No
332	GOM_NL__2PRFIN20021214_155536_000000412012_00068_04130_9937.N1	14-DEC-2002 15:55:36	Dark	41.000	78	Alp Lup	2.3040	28000.	82	4130	No
333	GOM_NL__2PRFIN20021214_155858_000000422012_00068_04130_9938.N1	14-DEC-2002 15:58:58	Dark	41.500	64	Gam Cen	2.2000	10600.	83	4130	No
334	GOM_NL__2PRFIN20021214_160052_000000482012_00069_04131_9902.N1	14-DEC-2002 16:00:52	Dark	47.500	26	Gam Cru	1.6240	2900.0	95	4131	No
335	GOM_NL__2PRFIN20021214_160258_000000382012_00069_04131_9903.N1	14-DEC-2002 16:02:58	Dark	38.000	112	Alp Mus	2.6880	26000.	76	4131	No
336	GOM_NL__2PRFIN20021214_160742_000000422012_00069_04131_9904.N1	14-DEC-2002 16:07:42	Dark	41.500	29	Bet Car	1.6720	10200.	83	4131	No
337	GOM_NL__2PRFIN20021214_161010_000000472012_00069_04131_9905.N1	14-DEC-2002 16:10:10	Dark	46.500	41	Eps Car	1.8600	4100.0	93	4131	No



338	GOM_NL__2PRFIN20021214_161252_000000492012_00069_04131_9906.N1	14-DEC-2002 16:12:52	Dark	49.000	34	Gam2Vel	1.7930	23000.	98	4131	No
339	GOM_NL__2PRFIN20021214_161506_000000532012_00069_04131_9907.N1	14-DEC-2002 16:15:06	Dark	53.000	2	Alp Car	-0.73600	7000.0	106	4131	No
340	GOM_NL__2PRFIN20021214_161746_000000572012_00069_04131_9908.N1	14-DEC-2002 16:17:46	Dark	57.000	117	Pi Pup	2.7060	3800.0	114	4131	No
341	GOM_NL__2PRFIN20021214_162105_000000602012_00069_04131_9909.N1	14-DEC-2002 16:21:05	Straylight	60.000	23	21Eps CMa	1.5020	26000.	120	4131	No
342	GOM_NL__2PRFIN20021214_162255_000000612012_00069_04131_9910.N1	14-DEC-2002 16:22:55	Straylight	60.500	179	24Omi2CMa	3.0320	24000.	121	4131	No
343	GOM_NL__2PRFIN20021214_162603_000000722012_00069_04131_9911.N1	14-DEC-2002 16:26:03	Straylight	71.500	1	9Alp CMa	-1.4400	11000.	143	4131	No
344	GOM_NL__2PRFIN20021214_162920_000000572012_00069_04131_9912.N1	14-DEC-2002 16:29:20	Straylight	57.000	7	19Bet Ori	0.10000	14000.	114	4131	No
345	GOM_NL__2PRFIN20021214_163139_000000552012_00069_04131_9913.N1	14-DEC-2002 16:31:39	Straylight	55.000	30	46Eps Ori	1.6940	30000.	110	4131	No
346	GOM_NL__2PRFIN20021214_163453_000000652012_00069_04131_9914.N1	14-DEC-2002 16:34:53	Twilight	64.500	14	58Alp Ori	0.87000	3000.0	129	4131	No
347	GOM_NL__2PRFIN20021214_163643_000000482012_00069_04131_9915.N1	14-DEC-2002 16:36:43	Twilight	47.500	13	87Alp Tau	0.86700	3800.0	95	4131	No
348	GOM_NL__2PRFIN20021214_163852_000000372012_00069_04131_9916.N1	14-DEC-2002 16:38:52	Bright	37.000	146	25Eta Tau	2.8730	15200.	74	4131	No
349	GOM_NL__2PRFIN20021214_164102_000000392012_00069_04131_9917.N1	14-DEC-2002 16:41:02	Bright	39.000	150	44Zet Per	2.8900	28000.	78	4131	No
350	GOM_NL__2PRFIN20021214_164320_000000372012_00069_04131_9918.N1	14-DEC-2002 16:43:20	Bright	37.000	149	45Eps Per	2.8880	30000.	74	4131	No
351	GOM_NL__2PRFIN20021214_164530_000000392012_00069_04131_9919.N1	14-DEC-2002 16:45:30	Bright	38.500	175	39Del Per	3.0100	19400.	77	4131	No
352	GOM_NL__2PRFIN20021214_164714_000000382012_00069_04131_9920.N1	14-DEC-2002 16:47:14	Bright	38.000	160	23Gam Per	2.9300	4700.0	76	4131	No
353	GOM_NL__2PRFIN20021214_165022_000000352012_00069_04131_9921.N1	14-DEC-2002 16:50:22	Bright	35.000	110	37Del Cas	2.6780	8900.0	70	4131	No
354	GOM_NL__2PRFIN20021214_165713_000000372012_00069_04131_9922.N1	14-DEC-2002 16:57:13	Bright	37.000	49	1Alp UMi	1.9900	6300.0	74	4131	No
355	GOM_NL__2PRFIN20021214_170156_000000402012_00069_04131_9923.N1	14-DEC-2002 17:01:56	Bright	39.500	60	7Bet UMi	2.0810	3950.0	79	4131	No
356	GOM_NL__2PRFIN20021214_170356_000000542012_00069_04131_9924.N1	14-DEC-2002 17:03:56	Bright	54.000	82	48Bet UMa	2.3650	10600.	108	4131	No
357	GOM_NL__2PRFIN20021214_170638_000000422012_00069_04131_9925.N1	14-DEC-2002 17:06:38	Bright	42.000	32	77Eps UMa	1.7630	11000.	84	4131	No
358	GOM_NL__2PRFIN20021214_170910_000000422012_00069_04131_9926.N1	14-DEC-2002 17:09:10	Bright	41.500	39	85Eta UMa	1.8540	24000.	83	4131	No
359	GOM_NL__2PRFIN20021214_171225_000000392012_00069_04131_9927.N1	14-DEC-2002 17:12:25	Bright	39.000	180	27Gam Boo	3.0400	8000.0	78	4131	No
360	GOM_NL__2PRFIN20021214_171538_000000532012_00069_04131_9928.N1	14-DEC-2002 17:15:38	Bright	53.000	83		2.3780	11000.	106	4131	No
361	GOM_NL__2PRFIN20021214_171854_000000422012_00069_04131_9929.N1	14-DEC-2002 17:18:54	Bright	42.000	111	8Eta Boo	2.6800	6000.0	84	4131	No
362	GOM_NL__2PRFIN20021214_172245_000000722012_00069_04131_9930.N1	14-DEC-2002 17:22:45	Bright	72.000	138	47Eps Vir	2.8280	4700.0	144	4131	No
363	GOM_NL__2PRFIN20021214_172539_000001062012_00069_04131_9931.N1	14-DEC-2002 17:25:39	Twilight	105.50	62	94Bet Leo	2.1360	9700.0	211	4131	No
364	GOM_NL__2PRFIN20021214_172842_000000572012_00069_04131_9932.N1	14-DEC-2002 17:28:42	Twilight	56.500	15	67Alp Vir	0.97600	28000.	113	4131	No
365	GOM_NL__2PRFIN20021214_173212_000000502012_00069_04131_9933.N1	14-DEC-2002 17:32:12	Twilight	50.000	169	46Gam Hya	2.9910	4700.0	100	4131	No
366	GOM_NL__2PRFIN20021214_173358_000000512012_00069_04131_9934.N1	14-DEC-2002 17:33:58	Twilight	50.500	54	5The Cen	2.0550	4500.0	101	4131	No
367	GOM_NL__2PRFIN20021214_173612_000000402012_00069_04131_9935.N1	14-DEC-2002 17:36:12	Dark	40.000	78	Alp Lup	2.3040	28000.	80	4131	No
368	GOM_NL__2PRFIN20021214_173935_000000452012_00069_04131_9936.N1	14-DEC-2002 17:39:35	Dark	44.500	64	Gam Cen	2.2000	10600.	89	4131	No
369	GOM_NL__2PRFIN20021214_174128_000000472012_00070_04132_9900.N1	14-DEC-2002 17:41:28	Dark	47.000	26	Gam Cru	1.6240	2900.0	94	4132	No
370	GOM_NL__2PRFIN20021214_174334_000000382012_00070_04132_9901.N1	14-DEC-2002 17:43:34	Dark	37.500	112	Alp Mus	2.6880	26000.	75	4132	No
371	GOM_NL__2PRFIN20021214_174818_000000392012_00070_04132_9902.N1	14-DEC-2002 17:48:18	Dark	39.000	29	Bet Car	1.6720	10200.	78	4132	No
372	GOM_NL__2PRFIN20021214_175047_000000482012_00070_04132_9903.N1	14-DEC-2002 17:50:47	Dark	48.000	41	Eps Car	1.8600	4100.0	96	4132	No
373	GOM_NL__2PRFIN20021214_175329_000000532012_00070_04132_9904.N1	14-DEC-2002 17:53:29	Dark	52.500	34	Gam2Vel	1.7930	23000.	105	4132	No
374	GOM_NL__2PRFIN20021214_175543_000000492012_00070_04132_9905.N1	14-DEC-2002 17:55:43	Dark	49.000	2	Alp Car	-0.73600	7000.0	98	4132	No
375	GOM_NL__2PRFIN20021214_175823_000000632012_00070_04132_9906.N1	14-DEC-2002 17:58:23	Dark	63.000	117	Pi Pup	2.7060	3800.0	126	4132	No
376	GOM_NL__2PRFIN20021214_180140_000000622012_00070_04132_9907.N1	14-DEC-2002 18:01:40	Straylight	61.500	23	21Eps CMa	1.5020	26000.	123	4132	No
377	GOM_NL__2PRFIN20021214_180331_000000592012_00070_04132_9908.N1	14-DEC-2002 18:03:31	Straylight	59.000	179	24Omi2CMa	3.0320	24000.	118	4132	No
378	GOM_NL__2PRFIN20021214_180640_000000702012_00070_04132_9909.N1	14-DEC-2002 18:06:40	Straylight	69.500	1	9Alp CMa	-1.4400	11000.	139	4132	No
379	GOM_NL__2PRFIN20021214_180956_000000532012_00070_04132_9910.N1	14-DEC-2002 18:09:56	Straylight	53.000	7	19Bet Ori	0.10000	14000.	106	4132	No
380	GOM_NL__2PRFIN20021214_181214_000000552012_00070_04132_9911.N1	14-DEC-2002 18:12:14	Straylight	54.500	30	46Eps Ori	1.6940	30000.	109	4132	No
381	GOM_NL__2PRFIN20021214_181529_000000692012_00070_04132_9912.N1	14-DEC-2002 18:15:29	Twilight	69.000	14	58Alp Ori	0.87000	3000.0	138	4132	No
382	GOM_NL__2PRFIN20021214_181719_000000532012_00070_04132_9913.N1	14-DEC-2002 18:17:19	Twilight	52.500	13	87Alp Tau	0.86700	3800.0	105	4132	No
383	GOM_NL__2PRFIN20021214_181928_000000372012_00070_04132_9914.N1	14-DEC-2002 18:19:28	Bright	36.500	146	25Eta Tau	2.8730	15200.	73	4132	No
384	GOM_NL__2PRFIN20021214_182138_000000382012_00070_04132_9915.N1	14-DEC-2002 18:21:38	Bright	37.500	150	44Zet Per	2.8900	28000.	75	4132	No
385	GOM_NL__2PRFIN20021214_182356_000000372012_00070_04132_9916.N1	14-DEC-2002 18:23:56	Bright	37.000	149	45Eps Per	2.8880	30000.	74	4132	No
386	GOM_NL__2PRFIN20021214_182607_000000372012_00070_04132_9917.N1	14-DEC-2002 18:26:07	Bright	36.500	175	39Del Per	3.0100	19400.	73	4132	No
387	GOM_NL__2PRFIN20021214_182750_000000372012_00070_04132_9918.N1	14-DEC-2002 18:27:50	Bright	36.500	160	23Gam Per	2.9300	4700.0	73	4132	No
388	GOM_NL__2PRFIN20021214_183058_000000372012_00070_04132_9919.N1	14-DEC-2002 18:30:58	Bright	37.000	110	37Del Cas	2.6780	8900.0	74	4132	No
389	GOM_NL__2PRFIN20021214_183749_000000382012_00070_04132_9920.N1	14-DEC-2002 18:37:49	Bright	37.500	49	1Alp UMi	1.9900	6300.0	75	4132	No
390	GOM_NL__2PRFIN20021214_184231_000000372012_00070_04132_9921.N1	14-DEC-2002 18:42:31	Bright	36.500	60	7Bet UMi	2.0810	3950.0	73	4132	No
391	GOM_NL__2PRFIN20021214_184434_000000512012_00070_04132_9922.N1	14-DEC-2002 18:44:34	Bright	51.000	82	48Bet UMa	2.3650	10600.	102	4132	No
392	GOM_NL__2PRFIN20021214_184713_000000452012_00070_04132_9923.N1	14-DEC-2002 18:47:13	Bright	44.500	32	77Eps UMa	1.7630	11000.	89	4132	No
393	GOM_NL__2PRFIN20021214_184943_000000452012_00070_04132_9924.N1	14-DEC-2002 18:49:43	Bright	45.000	39	85Eta UMa	1.8540	24000.	90	4132	No
394	GOM_NL__2PRFIN20021214_185303_000000402012_00070_04132_9925.N1	14-DEC-2002 18:53:03	Bright	40.000	180	27Gam Boo	3.0400	8000.0	80	4132	No
395	GOM_NL__2PRFIN20021214_185615_000000522012_00070_04132_9926.N1	14-DEC-2002 18:56:15	Bright	51.500	83		2.3780	11000.	103	4132	No
396	GOM_NL__2PRFIN20021214_185930_000000422012_00070_04132_9927.N1	14-DEC-2002 18:59:30	Bright	42.000	111	8Eta Boo	2.6800	6000.0	84	4132	No



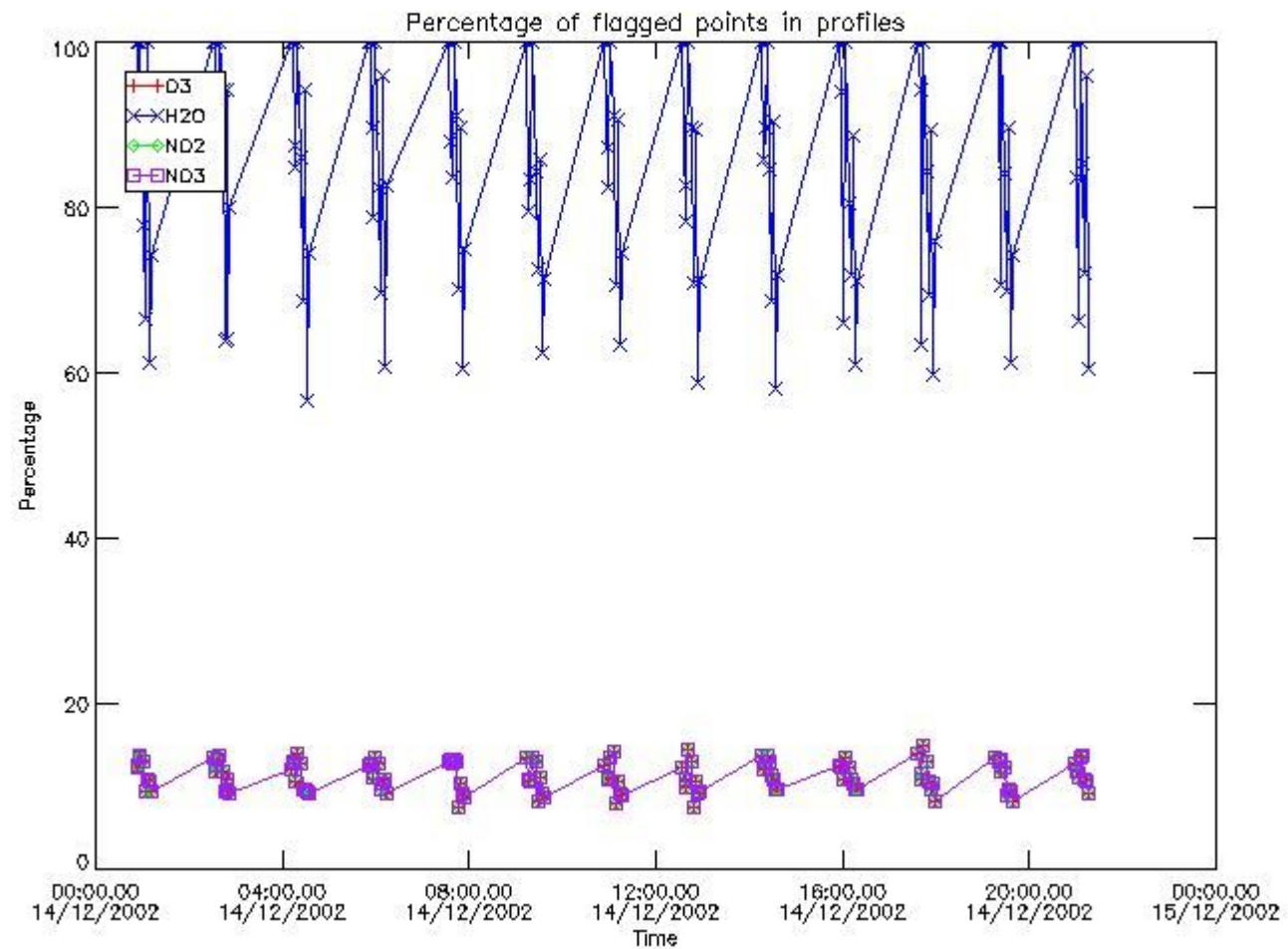
397	GOM_NL__2PRFIN20021214_190322_00000522012_00070_04132_9928.N1	14-DEC-2002 19:03:22	Bright	52.000	138	47Eps Vir	2.8280	4700.0	104	4132	No
398	GOM_NL__2PRFIN20021214_190617_000001062012_00070_04132_9929.N1	14-DEC-2002 19:06:17	Twi_and_stray	106.00	62	94Bet Leo	2.1360	9700.0	212	4132	No
399	GOM_NL__2PRFIN20021214_190919_00000552012_00070_04132_9930.N1	14-DEC-2002 19:09:19	Twi_and_stray	54.500	15	67Alp Vir	0.97600	28000.	109	4132	No
400	GOM_NL__2PRFIN20021214_191248_00000502012_00070_04132_9931.N1	14-DEC-2002 19:12:48	Twilight	49.500	169	46Gam Hya	2.9910	4700.0	99	4132	No
401	GOM_NL__2PRFIN20021214_191435_00000452012_00070_04132_9932.N1	14-DEC-2002 19:14:35	Twilight	44.500	54	5The Cen	2.0550	4500.0	89	4132	No
402	GOM_NL__2PRFIN20021214_191649_00000382012_00070_04132_9933.N1	14-DEC-2002 19:16:49	Dark	37.500	78	Alp Lup	2.3040	28000.	75	4132	No
403	GOM_NL__2PRFIN20021214_192010_00000432012_00070_04132_9934.N1	14-DEC-2002 19:20:10	Dark	43.000	64	Gam Cen	2.2000	10600.	86	4132	No
404	GOM_NL__2PRFIN20021214_192205_00000432012_00071_04133_9918.N1	14-DEC-2002 19:22:05	Dark	43.000	26	Gam Cru	1.6240	2900.0	86	4133	No
405	GOM_NL__2PRFIN20021214_192410_00000392012_00071_04133_9919.N1	14-DEC-2002 19:24:10	Dark	38.500	112	Alp Mus	2.6880	26000.	77	4133	No
406	GOM_NL__2PRFIN20021214_192854_00000422012_00071_04133_9920.N1	14-DEC-2002 19:28:54	Dark	41.500	29	Bet Car	1.6720	10200.	83	4133	No
407	GOM_NL__2PRFIN20021214_193121_00000572012_00071_04133_9921.N1	14-DEC-2002 19:31:21	Dark	57.000	41	Eps Car	1.8600	4100.0	114	4133	No
408	GOM_NL__2PRFIN20021214_193405_00000542012_00071_04133_9922.N1	14-DEC-2002 19:34:05	Dark	53.500	34	Gam2Vel	1.7930	23000.	107	4133	No
409	GOM_NL__2PRFIN20021214_193620_00000552012_00071_04133_9923.N1	14-DEC-2002 19:36:20	Dark	54.500	2	Alp Car	-0.73600	7000.0	109	4133	No
410	GOM_NL__2PRFIN20021214_193858_00000632012_00071_04133_9924.N1	14-DEC-2002 19:38:58	Dark	62.500	117	Pi Pup	2.7060	3800.0	125	4133	No
411	GOM_NL__2PRFIN20021214_194218_00000592012_00071_04133_9925.N1	14-DEC-2002 19:42:18	Straylight	59.000	23	21Eps CMa	1.5020	26000.	118	4133	No
412	GOM_NL__2PRFIN20021214_194408_00000602012_00071_04133_9926.N1	14-DEC-2002 19:44:08	Straylight	59.500	179	24Omi2CMa	3.0320	24000.	119	4133	No
413	GOM_NL__2PRFIN20021214_194716_00000662012_00071_04133_9927.N1	14-DEC-2002 19:47:16	Straylight	66.000	1	9Alp CMa	-1.4400	11000.	132	4133	No
414	GOM_NL__2PRFIN20021214_195032_00000562012_00071_04133_9928.N1	14-DEC-2002 19:50:32	Straylight	55.500	7	19Bet Ori	0.10000	14000.	111	4133	No
415	GOM_NL__2PRFIN20021214_195251_00000522012_00071_04133_9929.N1	14-DEC-2002 19:52:51	Straylight	52.000	30	46Eps Ori	1.6940	30000.	104	4133	No
416	GOM_NL__2PRFIN20021214_195604_00000632012_00071_04133_9930.N1	14-DEC-2002 19:56:04	Twi_and_stray	62.500	14	58Alp Ori	0.87000	3000.0	125	4133	No
417	GOM_NL__2PRFIN20021214_195756_00000522012_00071_04133_9931.N1	14-DEC-2002 19:57:56	Twi_and_stray	52.000	13	87Alp Tau	0.86700	3800.0	104	4133	No
418	GOM_NL__2PRFIN20021214_200004_00000372012_00071_04133_9932.N1	14-DEC-2002 20:00:04	Bright	37.000	146	25Eta Tau	2.8730	15200.	74	4133	No
419	GOM_NL__2PRFIN20021214_200214_00000362012_00071_04133_9933.N1	14-DEC-2002 20:02:14	Bright	36.000	150	44Zet Per	2.8900	28000.	72	4133	No
420	GOM_NL__2PRFIN20021214_200433_00000382012_00071_04133_9934.N1	14-DEC-2002 20:04:33	Bright	37.500	149	45Eps Per	2.8880	30000.	75	4133	No
421	GOM_NL__2PRFIN20021214_200643_00000362012_00071_04133_9935.N1	14-DEC-2002 20:06:43	Bright	36.000	175	39Del Per	3.0100	19400.	72	4133	No
422	GOM_NL__2PRFIN20021214_200827_00000382012_00071_04133_9936.N1	14-DEC-2002 20:08:27	Bright	37.500	160	23Gam Per	2.9300	4700.0	75	4133	No
423	GOM_NL__2PRFIN20021214_201135_00000372012_00071_04133_9937.N1	14-DEC-2002 20:11:35	Bright	37.000	110	37Del Cas	2.6780	8900.0	74	4133	No
424	GOM_NL__2PRFIN20021214_201825_00000382012_00071_04133_9938.N1	14-DEC-2002 20:18:25	Bright	38.000	49	1Alp UMi	1.9900	6300.0	76	4133	No
425	GOM_NL__2PRFIN20021214_202308_00000402012_00071_04133_9939.N1	14-DEC-2002 20:23:08	Bright	39.500	60	7Bet UMi	2.0810	3950.0	79	4133	No
426	GOM_NL__2PRFIN20021214_202509_00000522012_00071_04133_9940.N1	14-DEC-2002 20:25:09	Bright	51.500	82	48Bet UMa	2.3650	10600.	103	4133	No
427	GOM_NL__2PRFIN20021214_202750_00000452012_00071_04133_9941.N1	14-DEC-2002 20:27:50	Bright	44.500	32	77Eps UMa	1.7630	11000.	89	4133	No
428	GOM_NL__2PRFIN20021214_203019_00000462012_00071_04133_9942.N1	14-DEC-2002 20:30:19	Bright	45.500	39	85Eta UMa	1.8540	24000.	91	4133	No
429	GOM_NL__2PRFIN20021214_203338_00000392012_00071_04133_9943.N1	14-DEC-2002 20:33:38	Bright	39.000	180	27Gam Boo	3.0400	8000.0	78	4133	No
430	GOM_NL__2PRFIN20021214_203650_00000372012_00071_04133_9944.N1	14-DEC-2002 20:36:50	Bright	37.000	83		2.3780	11000.	74	4133	No
431	GOM_NL__2PRFIN20021214_204007_00000422012_00071_04133_9945.N1	14-DEC-2002 20:40:07	Bright	41.500	111	8Eta Boo	2.6800	6000.0	83	4133	No
432	GOM_NL__2PRFIN20021214_204358_00000532012_00071_04133_9946.N1	14-DEC-2002 20:43:58	Bright	52.500	138	47Eps Vir	2.8280	4700.0	105	4133	No
433	GOM_NL__2PRFIN20021214_204654_000001052012_00071_04133_9947.N1	14-DEC-2002 20:46:54	Twi_and_stray	105.00	62	94Bet Leo	2.1360	9700.0	210	4133	No
434	GOM_NL__2PRFIN20021214_204956_00000542012_00071_04133_9948.N1	14-DEC-2002 20:49:56	Twi_and_stray	54.000	15	67Alp Vir	0.97600	28000.	108	4133	No
435	GOM_NL__2PRFIN20021214_205324_00000482012_00071_04133_9949.N1	14-DEC-2002 20:53:24	Twilight	48.000	169	46Gam Hya	2.9910	4700.0	96	4133	No
436	GOM_NL__2PRFIN20021214_205511_00000482012_00071_04133_9950.N1	14-DEC-2002 20:55:11	Twilight	48.000	54	5The Cen	2.0550	4500.0	96	4133	No
437	GOM_NL__2PRFIN20021214_205725_00000402012_00071_04133_9951.N1	14-DEC-2002 20:57:25	Dark	40.000	78	Alp Lup	2.3040	28000.	80	4133	No
438	GOM_NL__2PRFIN20021214_210048_00000432012_00071_04133_9952.N1	14-DEC-2002 21:00:48	Dark	43.000	64	Gam Cen	2.2000	10600.	86	4133	No
439	GOM_NL__2PRFIN20021214_210240_00000512012_00072_04134_0318.N1	14-DEC-2002 21:02:40	Dark	51.000	26	Gam Cru	1.6240	2900.0	102	4134	No
440	GOM_NL__2PRFIN20021214_210446_00000382012_00072_04134_0319.N1	14-DEC-2002 21:04:46	Dark	37.500	112	Alp Mus	2.6880	26000.	75	4134	No
441	GOM_NL__2PRFIN20021214_210931_00000412012_00072_04134_0320.N1	14-DEC-2002 21:09:31	Dark	41.000	29	Bet Car	1.6720	10200.	82	4134	No
442	GOM_NL__2PRFIN20021214_211200_00000472012_00072_04134_0321.N1	14-DEC-2002 21:12:00	Dark	47.000	41	Eps Car	1.8600	4100.0	94	4134	No
443	GOM_NL__2PRFIN20021214_211442_00000492012_00072_04134_0322.N1	14-DEC-2002 21:14:42	Dark	48.500	34	Gam2Vel	1.7930	23000.	97	4134	No
444	GOM_NL__2PRFIN20021214_211656_00000552012_00072_04134_0323.N1	14-DEC-2002 21:16:56	Dark	54.500	2	Alp Car	-0.73600	7000.0	109	4134	No
445	GOM_NL__2PRFIN20021214_230330_00000582012_00073_04135_0369.N1	14-DEC-2002 23:03:30	Straylight	57.500	23	21Eps CMa	1.5020	26000.	115	4135	No
446	GOM_NL__2PRFIN20021214_230520_00000592012_00073_04135_0370.N1	14-DEC-2002 23:05:20	Straylight	59.000	179	24Omi2CMa	3.0320	24000.	118	4135	No
447	GOM_NL__2PRFIN20021214_230809_00000552012_00073_04135_0371.N1	14-DEC-2002 23:08:09	Straylight	54.500	47	2Bet CMa	1.9760	28000.	109	4135	No
448	GOM_NL__2PRFIN20021214_231111_00000542012_00073_04135_0372.N1	14-DEC-2002 23:11:11	Straylight	53.500	56	53Kap Ori	2.0650	30000.	107	4135	No
449	GOM_NL__2PRFIN20021214_231349_00000562012_00073_04135_0373.N1	14-DEC-2002 23:13:49	Straylight	55.500	33	50Zet Ori	1.7660	30000.	111	4135	No
450	GOM_NL__2PRFIN20021214_231622_00000542012_00073_04135_0374.N1	14-DEC-2002 23:16:22	Twi_and_stray	53.500	27	24Gam Ori	1.6360	26000.	107	4135	No
451	GOM_NL__2PRFIN20021214_231907_00000502012_00073_04135_0375.N1	14-DEC-2002 23:19:07	Twi_and_stray	49.500	13	87Alp Tau	0.86700	3800.0	99	4135	No
452	GOM_NL__2PRFIN20021214_232116_00000372012_00073_04135_0376.N1	14-DEC-2002 23:21:16	Bright	37.000	146	25Eta Tau	2.8730	15200.	74	4135	No
453	GOM_NL__2PRFIN20021214_232326_00000382012_00073_04135_0377.N1	14-DEC-2002 23:23:26	Bright	38.000	150	44Zet Per	2.8900	28000.	76	4135	No
454	GOM_NL__2PRFIN20021214_232544_00000382012_00073_04135_0378.N1	14-DEC-2002 23:25:44	Bright	37.500	149	45Eps Per	2.8880	30000.	75	4135	No
455	GOM_NL__2PRFIN20021214_232754_00000372012_00073_04135_0379.N1	14-DEC-2002 23:27:54	Bright	37.000	175	39Del Per	3.0100	19400.	74	4135	No

456	GOM_NL__2PRFIN20021214_232938_000000382012_00073_04135_0380.N1	14-DEC-2002 23:29:38	Bright	37.500	160	23Gam Per	2.9300	4700.0	75	4135	No
457	GOM_NL__2PRFIN20021214_233247_000000372012_00073_04135_0381.N1	14-DEC-2002 23:32:47	Bright	36.500	110	37Del Cas	2.6780	8900.0	73	4135	No
458	GOM_NL__2PRFIN20021214_233936_000000522012_00073_04135_0382.N1	14-DEC-2002 23:39:36	Bright	52.000	49	1Alp UMi	1.9900	6300.0	104	4135	No
459	GOM_NL__2PRFIN20021214_234419_000000402012_00073_04135_0383.N1	14-DEC-2002 23:44:19	Bright	40.000	60	7Bet UMi	2.0810	3950.0	80	4135	No
460	GOM_NL__2PRFIN20021214_234617_000000532012_00073_04135_0384.N1	14-DEC-2002 23:46:17	Bright	53.000	82	48Bet UMa	2.3650	10600.	106	4135	No
461	GOM_NL__2PRFIN20021214_234901_000000432012_00073_04135_0385.N1	14-DEC-2002 23:49:01	Bright	43.000	32	77Eps UMa	1.7630	11000.	86	4135	No
462	GOM_NL__2PRFIN20021214_235132_000000432012_00073_04135_0386.N1	14-DEC-2002 23:51:32	Bright	43.000	39	85Eta UMa	1.8540	24000.	86	4135	No
463	GOM_NL__2PRFIN20021214_235450_000000542012_00073_04135_0387.N1	14-DEC-2002 23:54:50	Bright	54.000	180	27Gam Boo	3.0400	8000.0	108	4135	No
464	GOM_NL__2PRFIN20021214_235803_000000382012_00073_04135_0388.N1	14-DEC-2002 23:58:03	Bright	38.000	83		2.3780	11000.	76	4135	No

### 3. Quality information per product


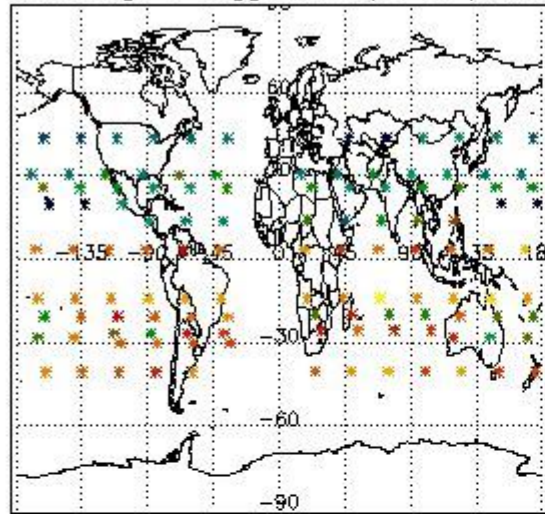
In this section it is plotted some information contained in the Quality Summary data set of the level 2 products. Only products in dark limb conditions and without errors (error flag in the MPH set to "0") are used.

#### 3.1 Plot quality information per product (time dependant)

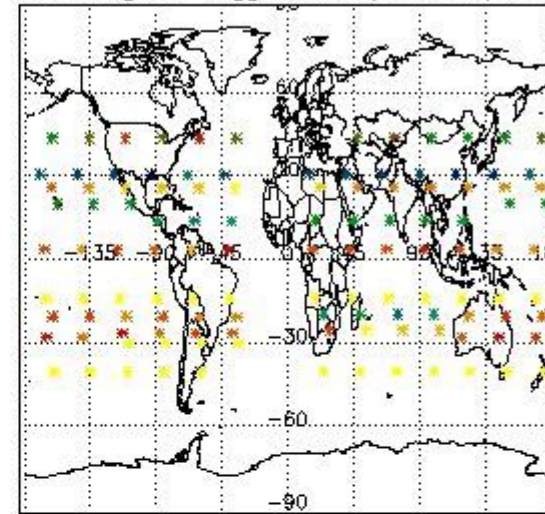


#### 3.2 Plot quality information per product (world map)

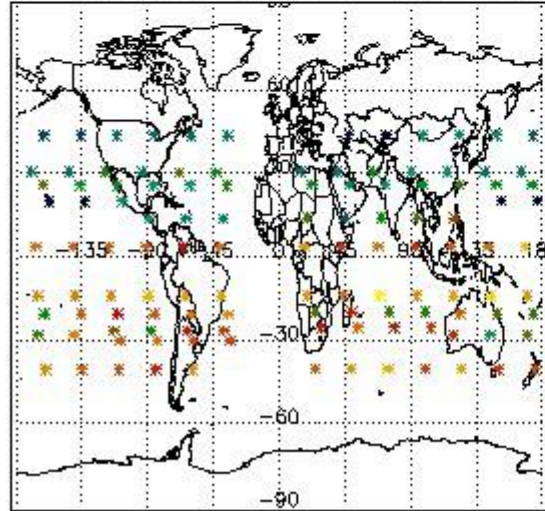
Percentage of flagged data per O3 profile



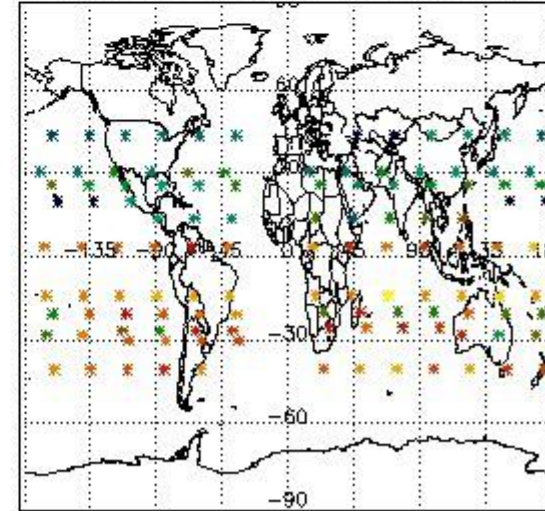
Percentage of flagged data per H2O profile



Percentage of flagged data per NO2 profile



Percentage of flagged data per NO3 profile



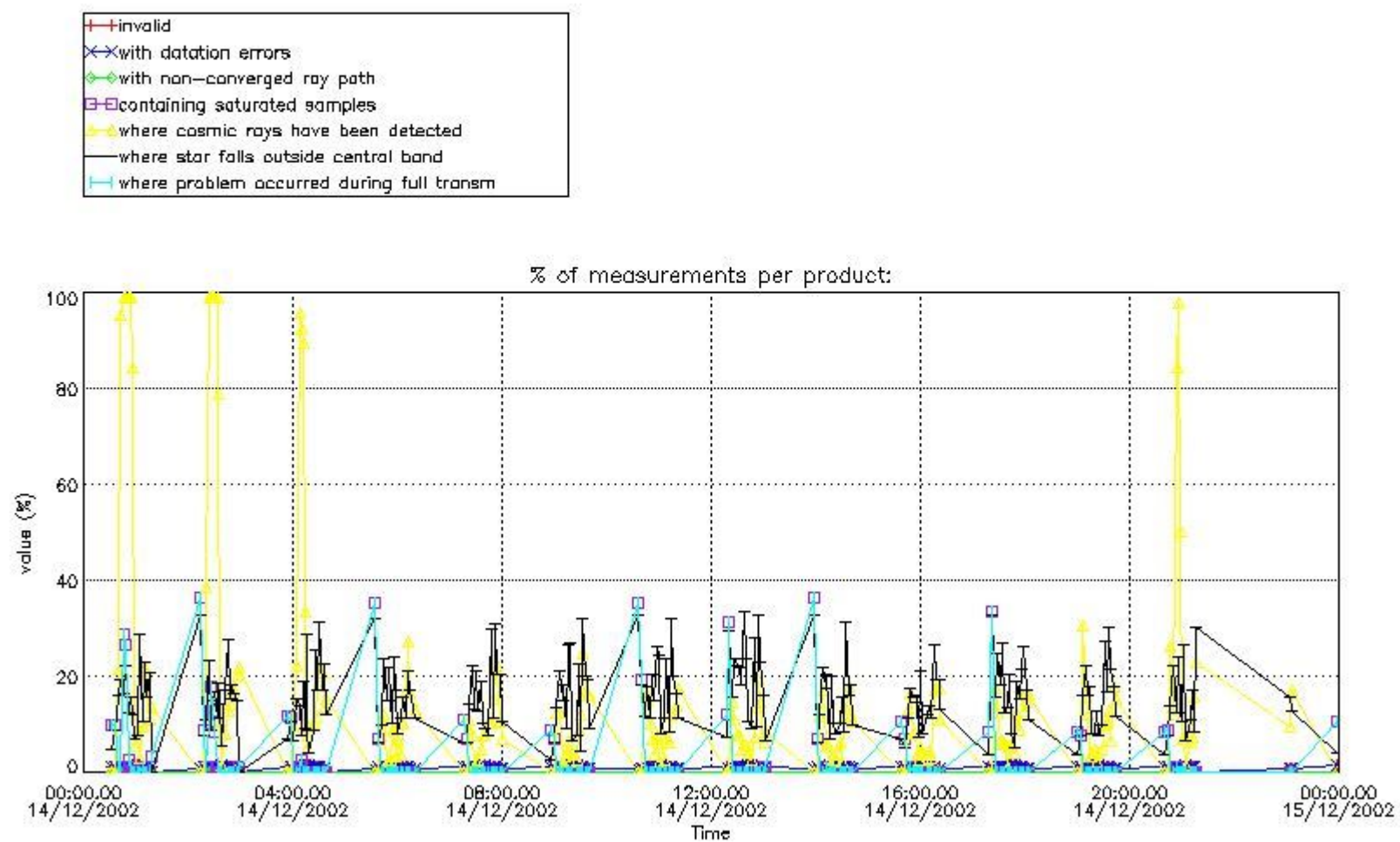
#### 4. Level 1 quality information per product

In this section it is plotted some information contained in the Quality Summary data set of the level 2 products that comes from the level 1b processing. Products without errors (error flag in the MPH set to "0") are used.

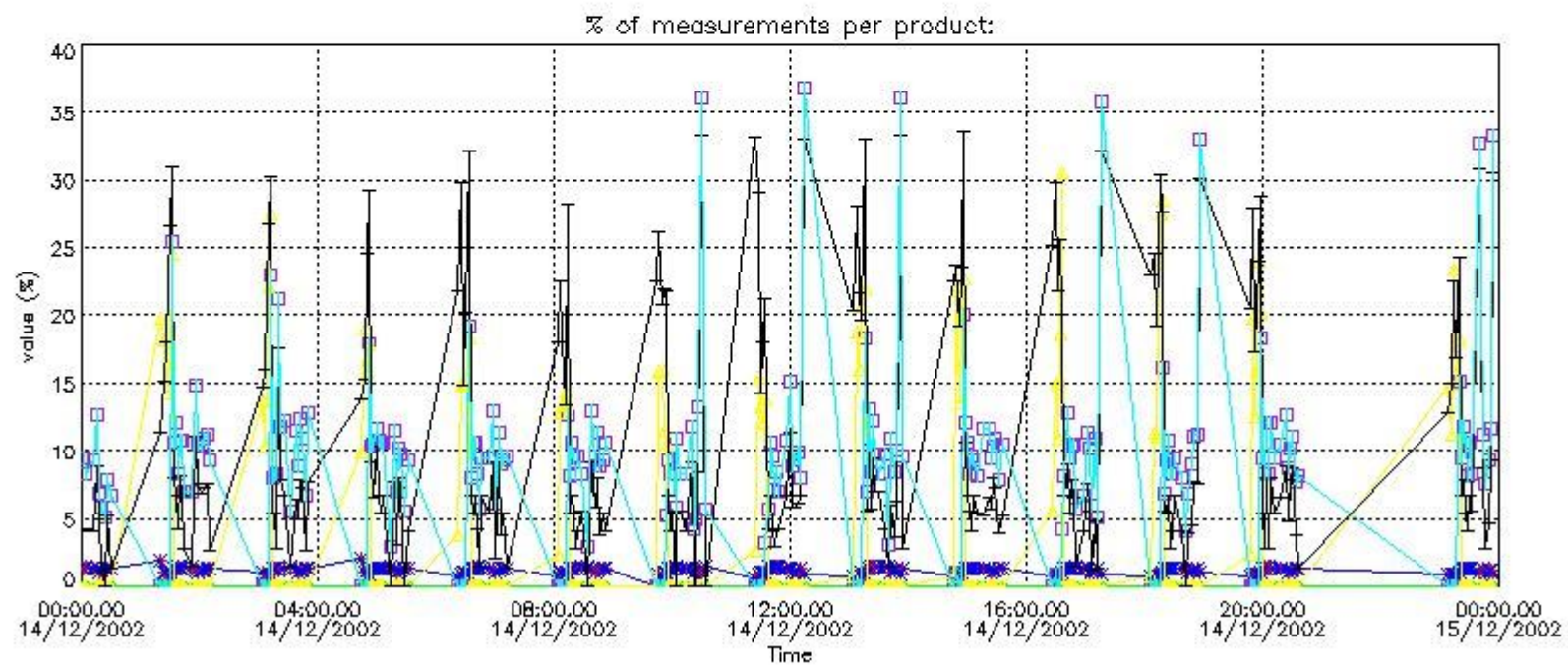
##### 4.1 Plot quality information per product (time dependant) coming from level 1b processing

###### 4.1.1 Plot level 1 quality information per product (time dependant): ENVISAT ASCENDING passes





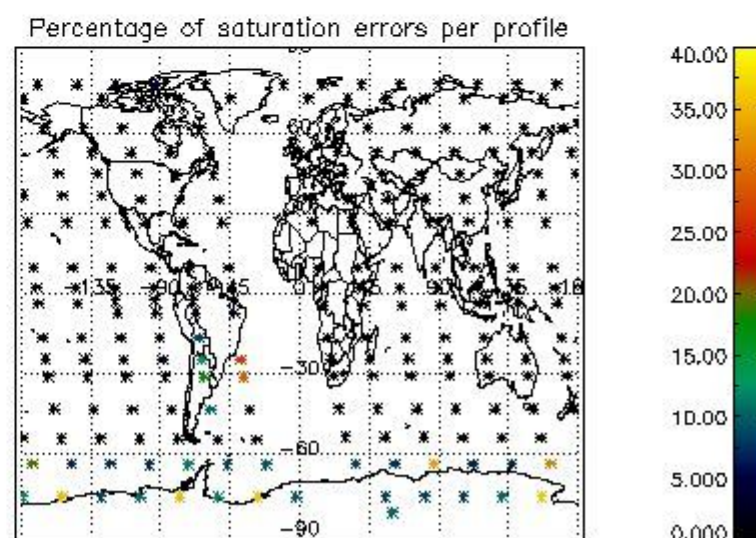
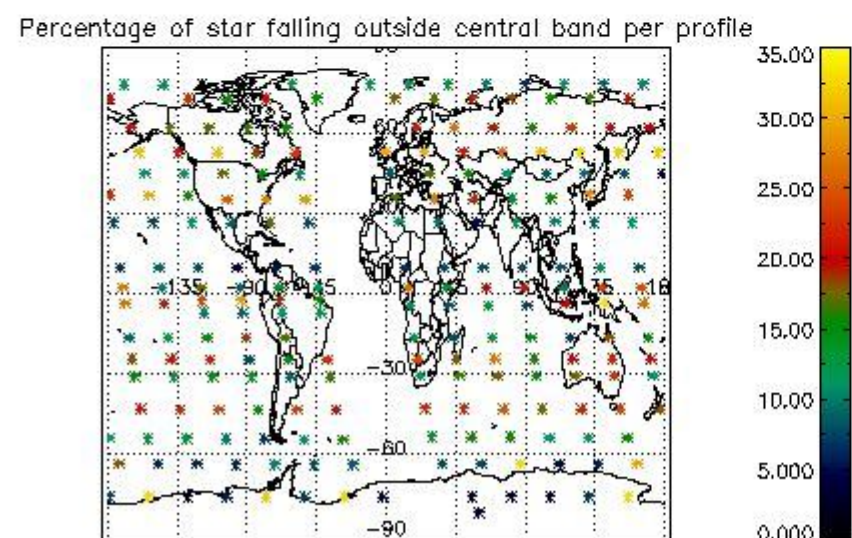
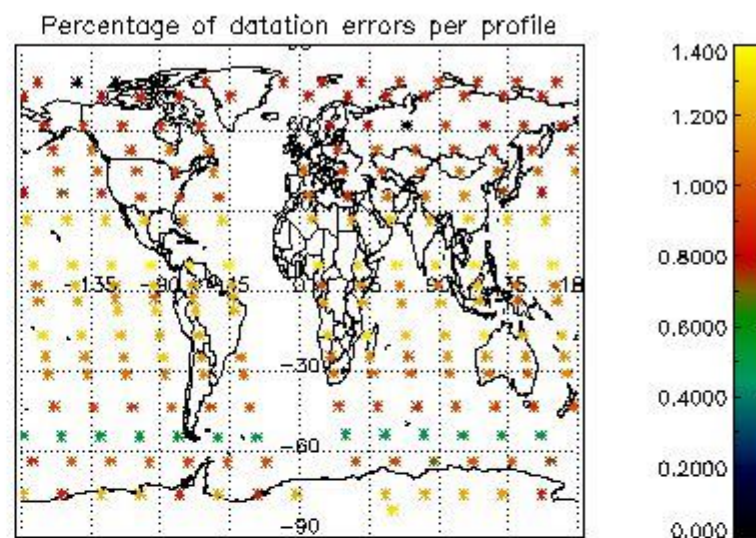
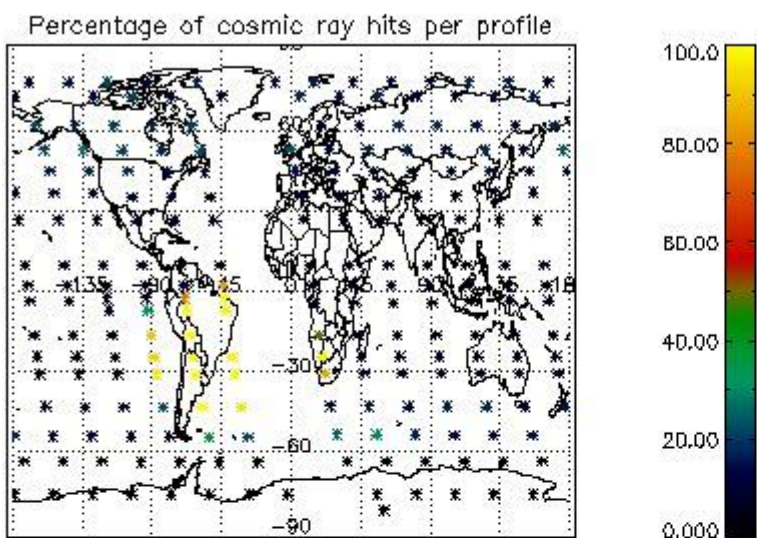
4.1.2 Plot level 1 quality information per product (time dependant): ENVI SAT DESCENDING passes



4.2 Plot quality information per product coming from level 1b processing (world map)

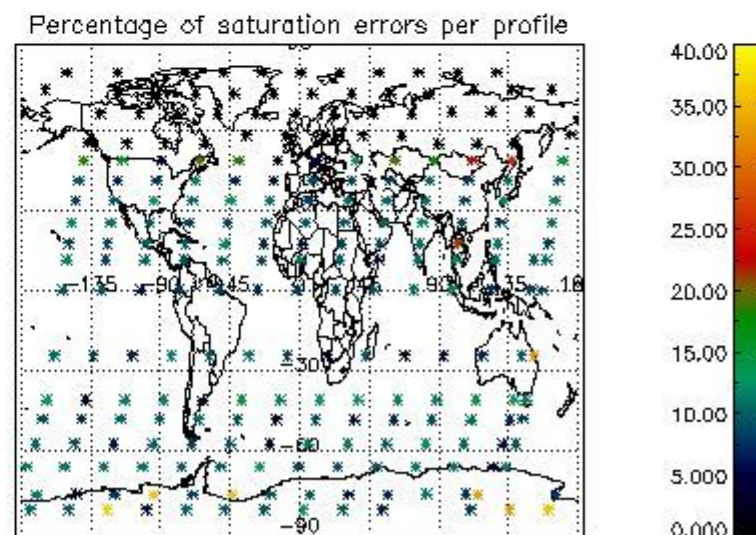
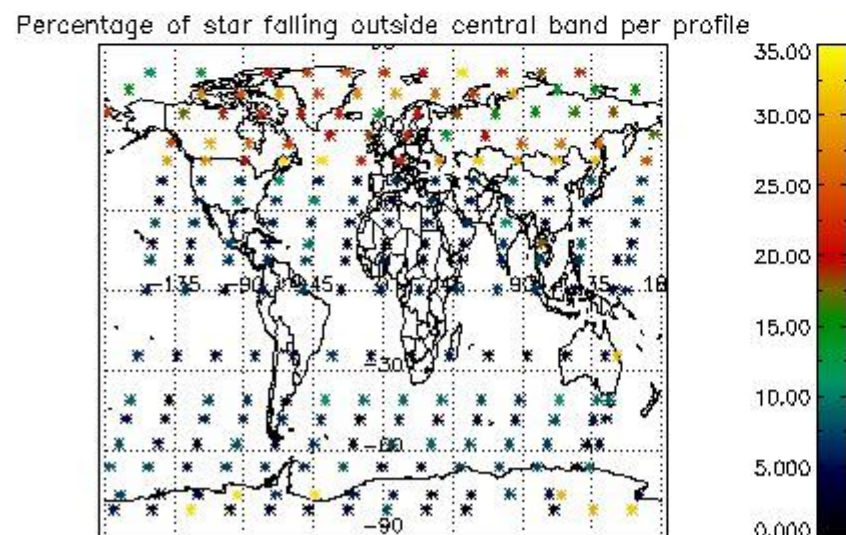
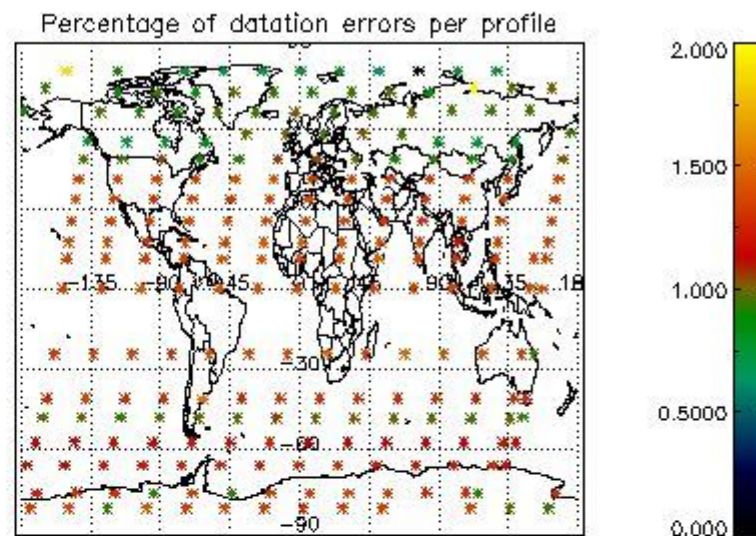
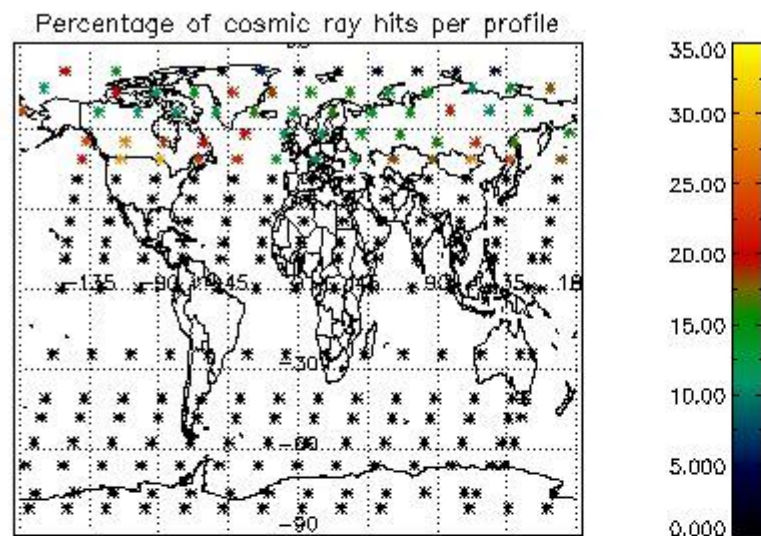
4.2.1 Plot level 1 quality information per product (world map): ENVI SAT ASCENDING passes





4.2.2 Plot level 1 quality information per product (world map): ENVISAT DESCENDING passes





## 5. Trace gas profiles

### 5.1 Ozone statistics based on quality of products

The final quality of the products can be "measured" using the STD (Standard Deviation) attached to every point profile. This information is written to the parameter GOM\_NL\_\_2P/NL\_LOCAL\_SPECIES\_DENSITY/o3\_std of the level 2 products. The table below shows the statistics for given STD ranges.

The statistics are given with respect to the overall valid production:

- Products without fatal errors: GOM\_NL\_\_2P/MPH/PRODUCT\_ERR=0
- Valid point profile: GOM\_NL\_\_2P/NL\_LOCAL\_SPECIES\_DENSITY/pcd(0)=0

The 'Criteria' is applied to valid points of dark limb products:

- Products in dark limb illumination condition: GOM\_NL\_\_2P/NL\_SUMMARY\_QUALITY/obs\_ill\_cond=0
- Products without fatal errors: GOM\_NL\_\_2P/MPH/PRODUCT\_ERR=0
- Valid point profile: GOM\_NL\_\_2P/NL\_LOCAL\_SPECIES\_DENSITY/pcd(0)=0

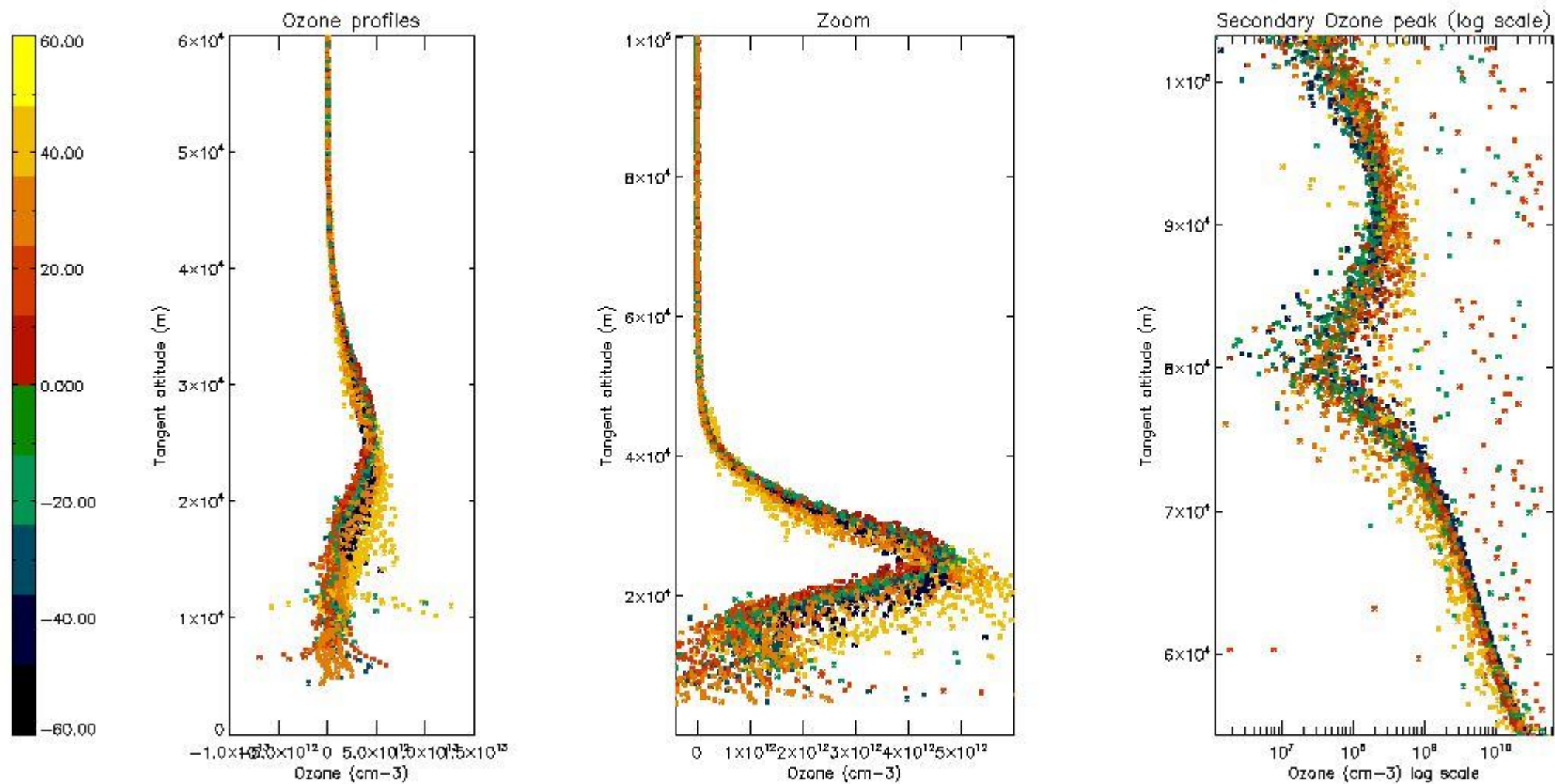
So, the table below shows the percentage of dark limb and valid observations for each criteria with respect to the overall valid daily observations.

Criteria	% of total production
All STD	26
STD < 20	15

STD < 10	13
STD < 5	10

5.2 Plot ozone profiles for all STD (dark without errors)

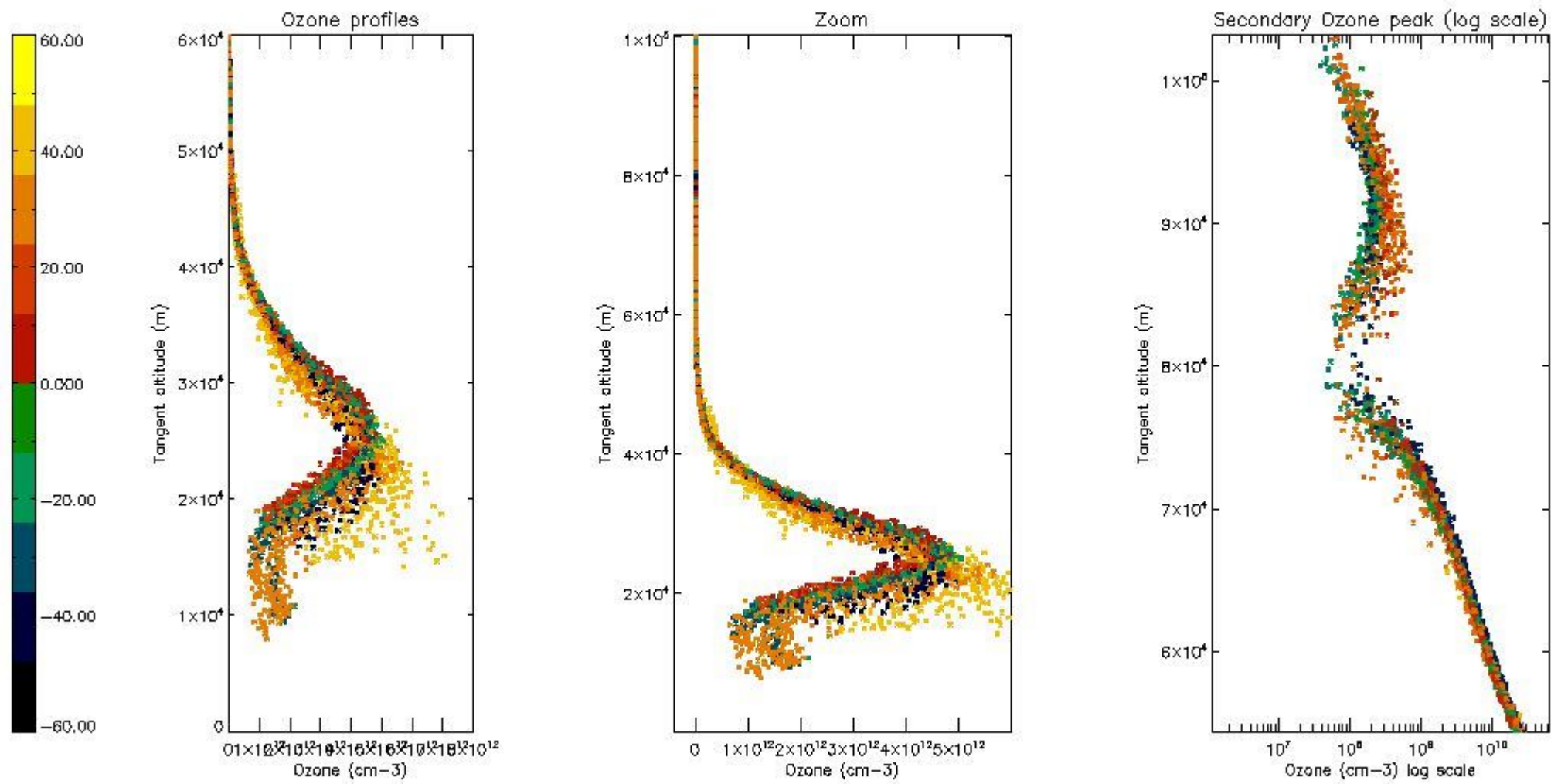
The colorbar represents the latitude.



5.3 Plot ozone profiles where STD < 20% (dark without errors)

The colorbar represents the latitude.

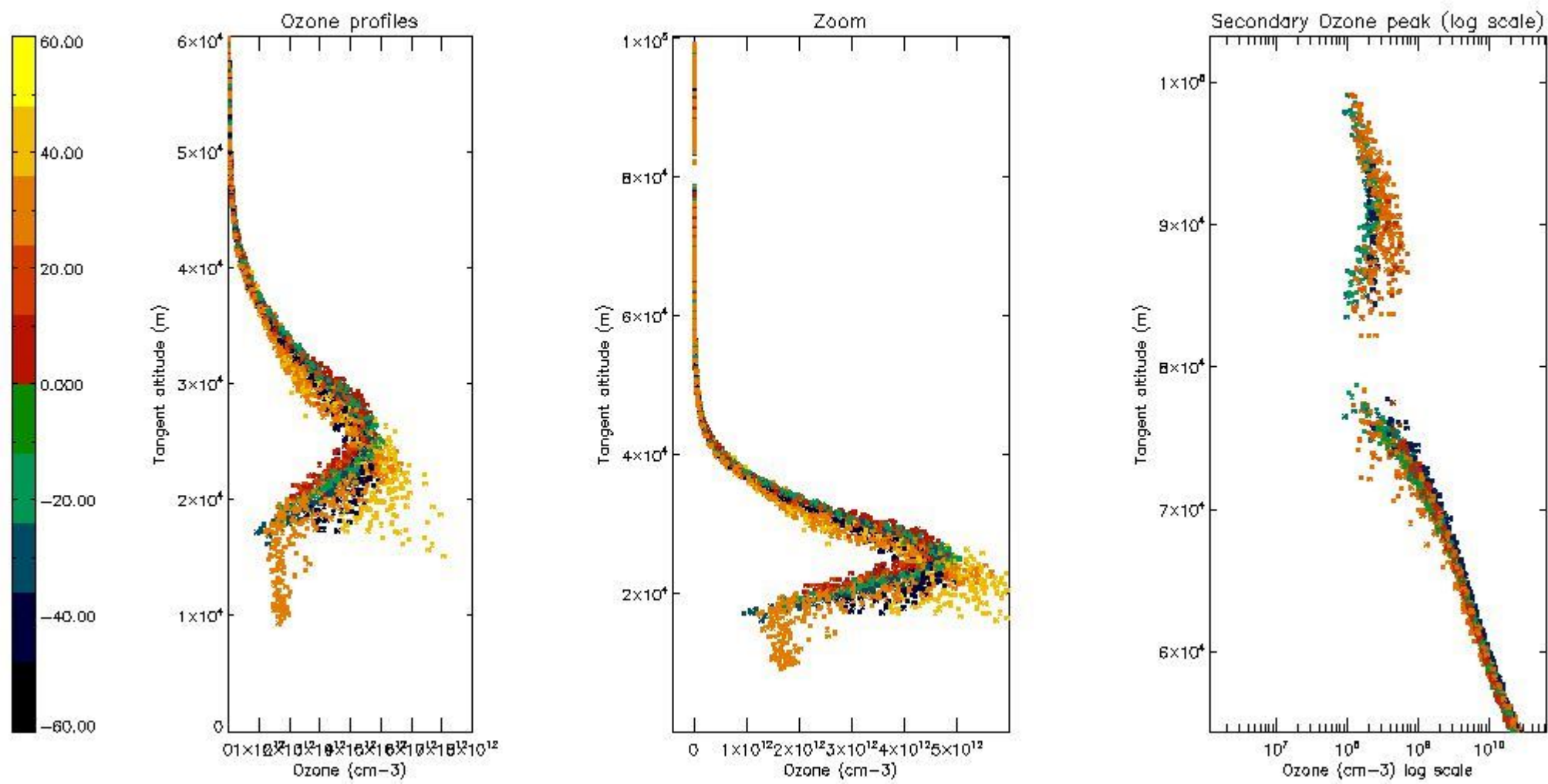




*5.4 Plot ozone profiles where STD < 10% (dark without errors)*

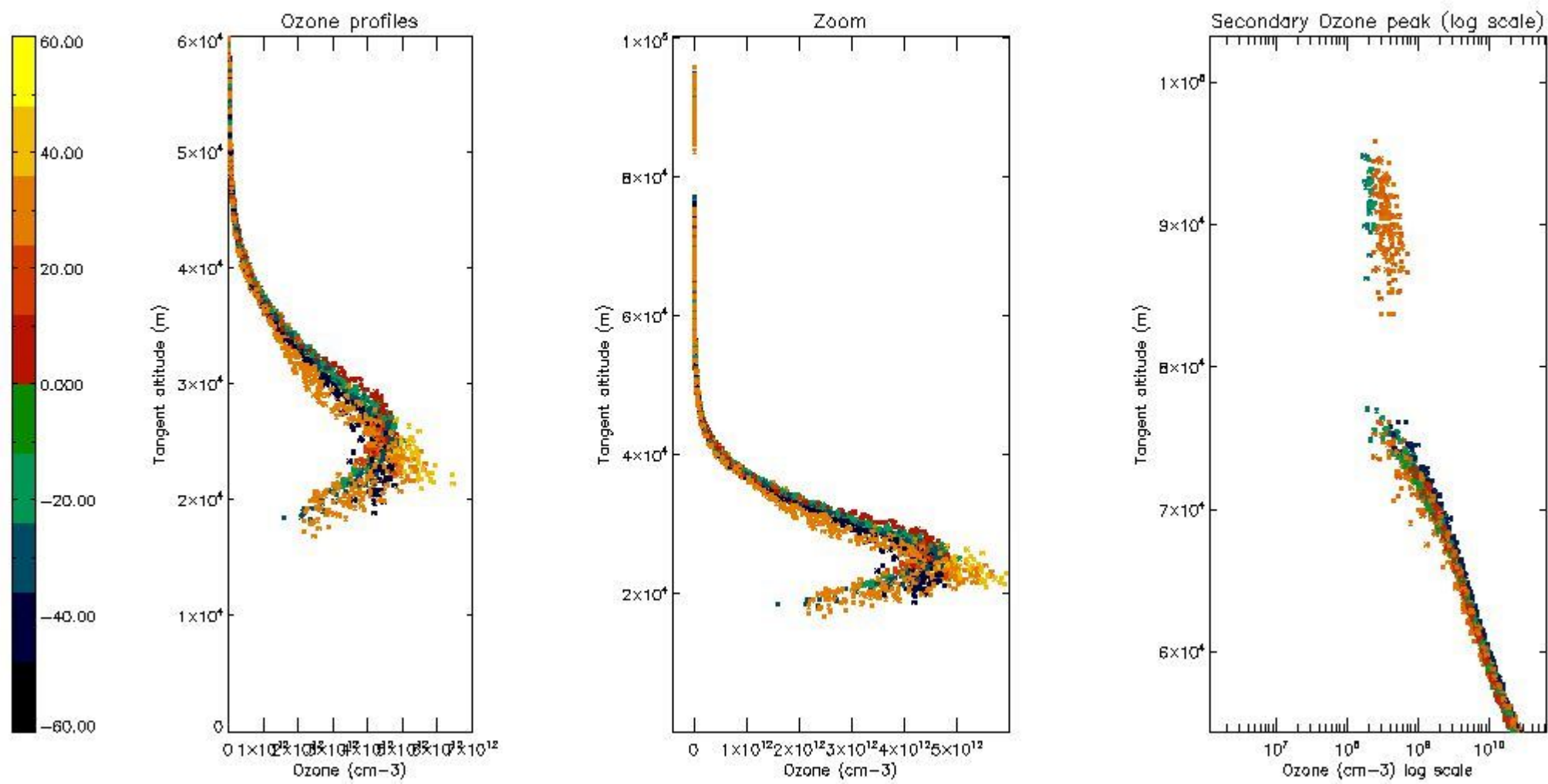
The colorbar represents the latitude.





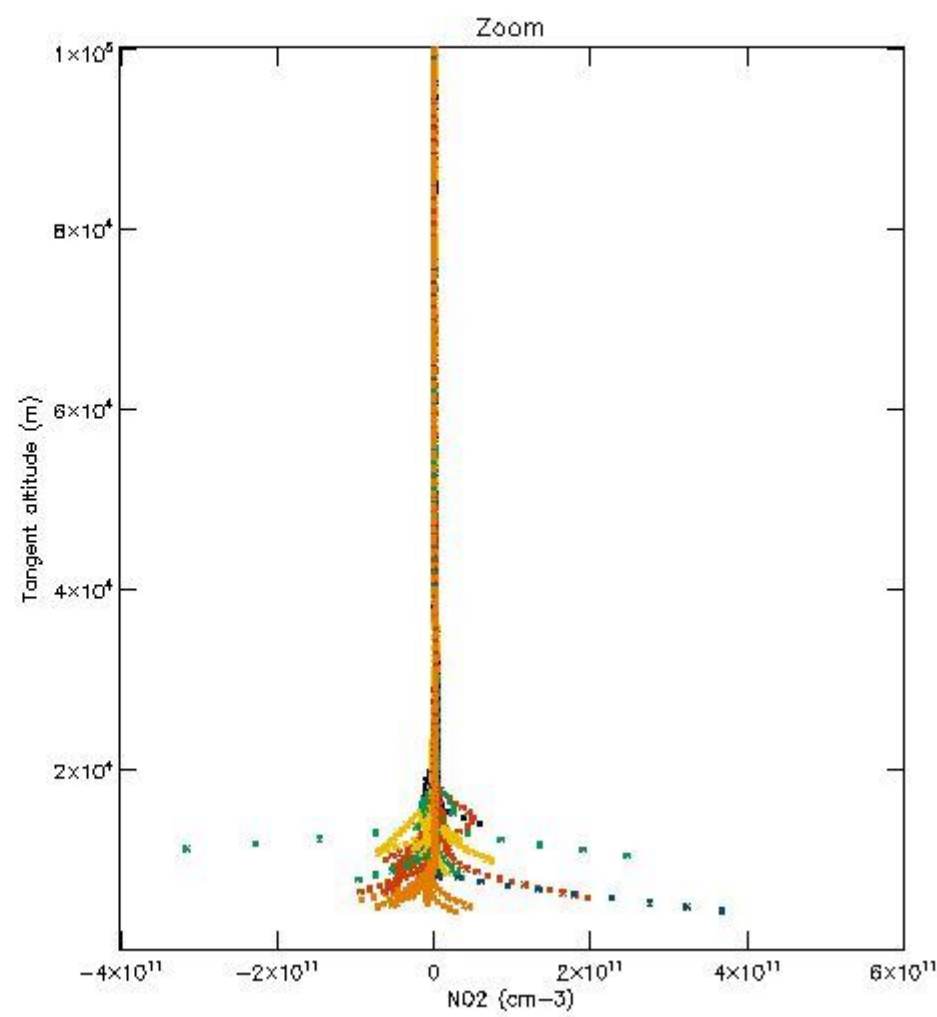
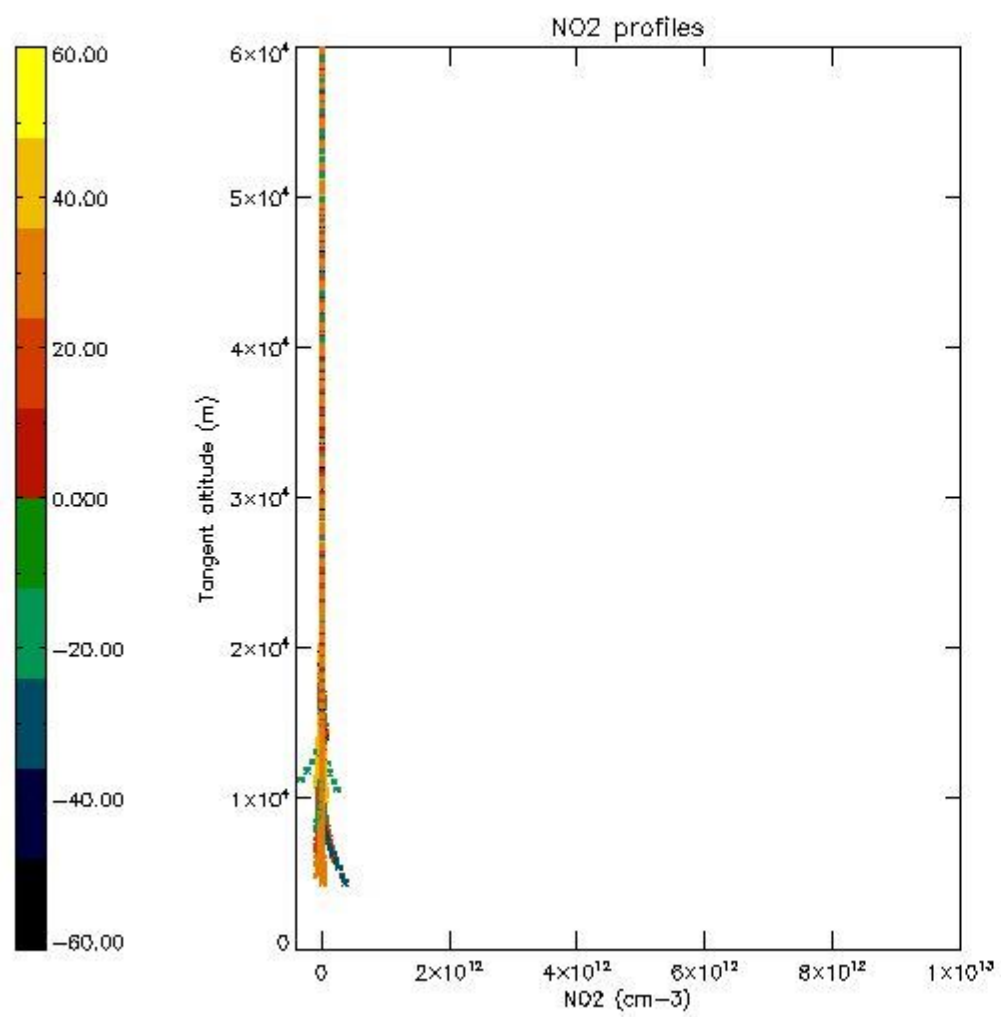
*5.5 Plot ozone profiles where STD < 5% (dark without errors)*

The colorbar represents the latitude.



*5.6 Plot NO<sub>2</sub> profiles for all STD (dark without errors)*

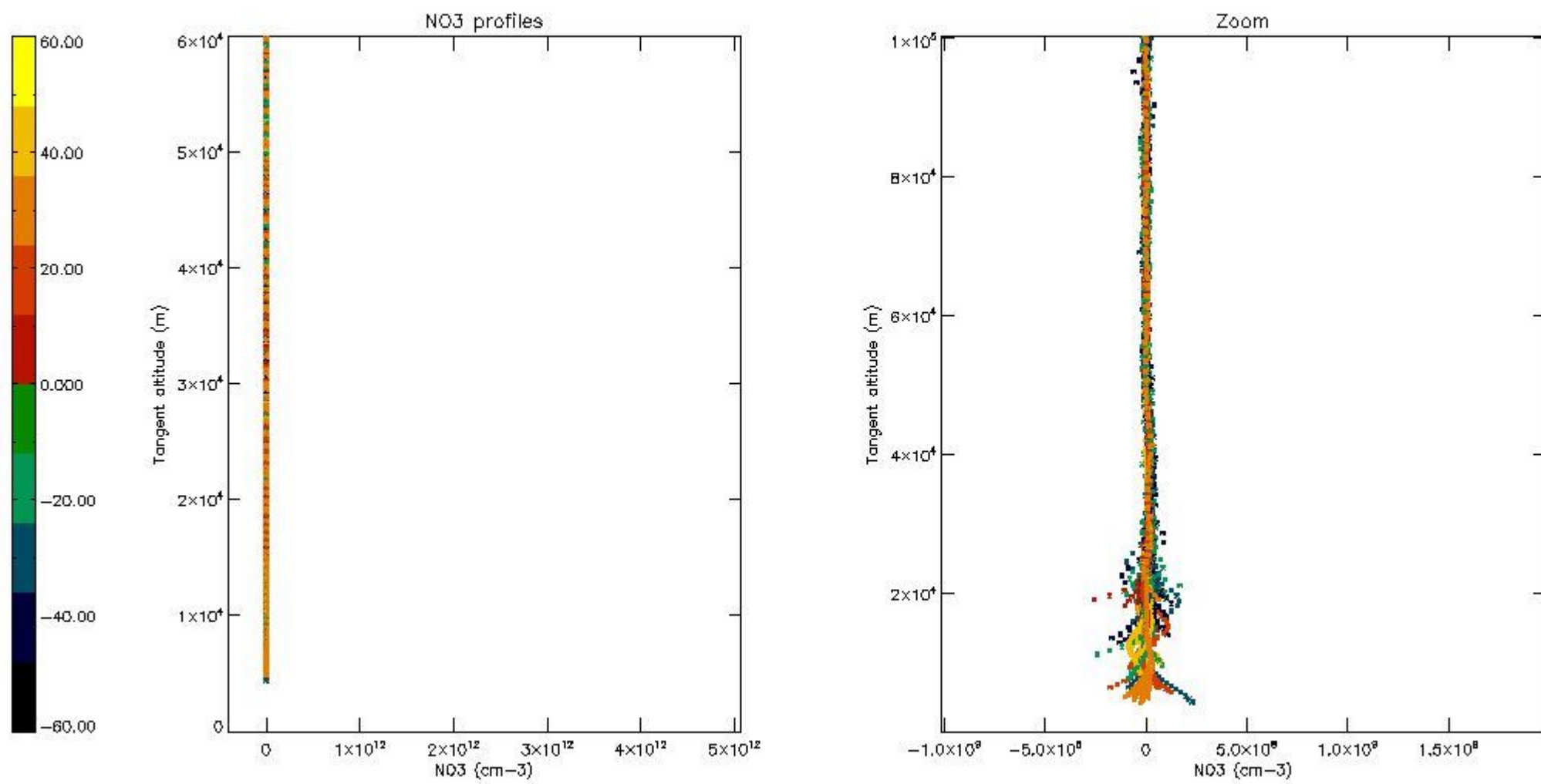
The colorbar represents the latitude.



*5.7 Plot NO3 profiles for all STD (dark without errors)*

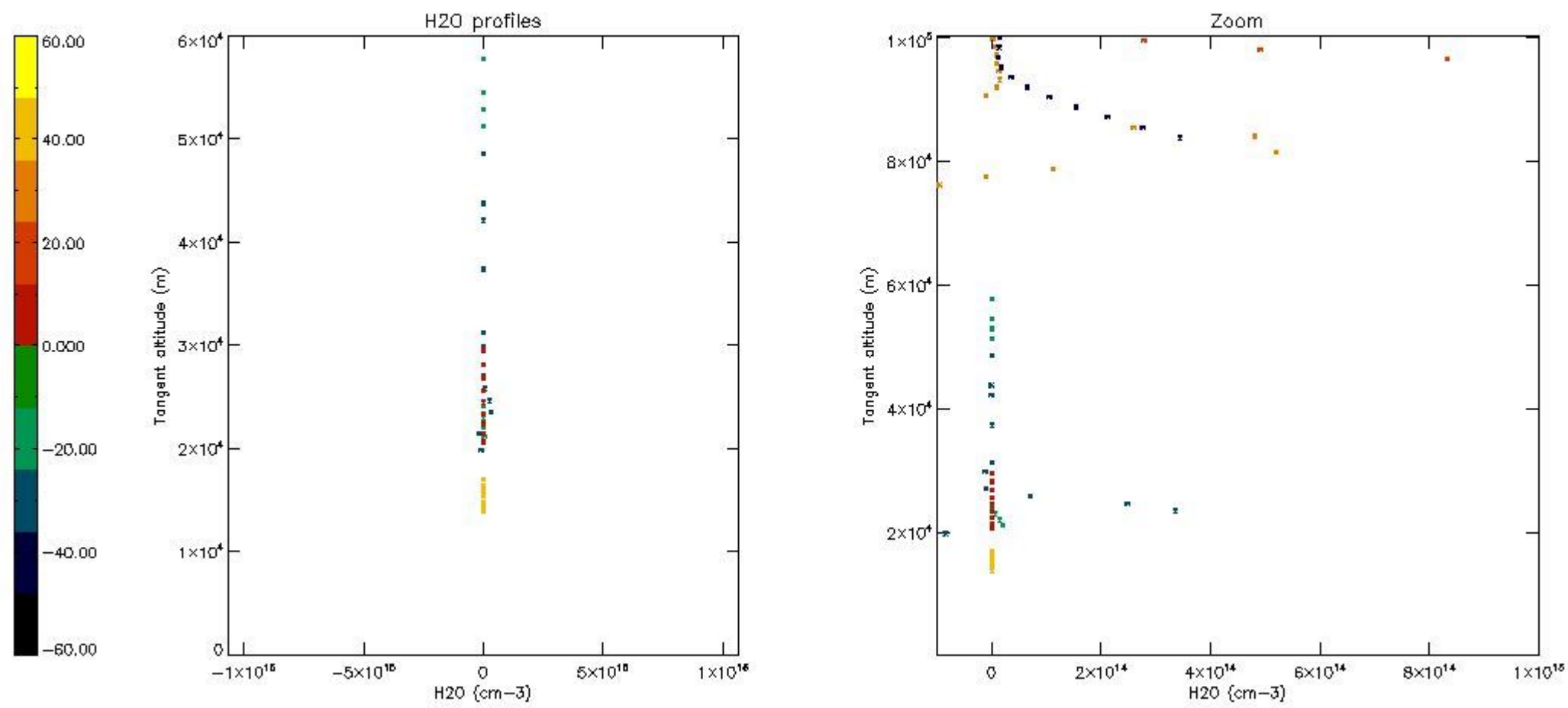
The colorbar represents the latitude.





5.8 Plot H<sub>2</sub>O profiles for all STD (only for occultations of stars 1,2,3,4,13,14,16,26,63 dark without errors)

The colorbar represents the latitude.



## 6. Auxiliary Data Files used for the production reported in section 2

The number reported in the third column indicates since which file (see list in section 2) the corresponding auxiliary file has been used. The fourth column is the date of those product files.

Type	Auxiliary Filename	Used since product	Used since product date
INST_PHYS_CHARACTERISTICS	GOM_INS_AXNIEC20050627_150440_20020301_000000_20100101_000000	1	14-DEC-2002 00:01:14
LEVEL-2_PROC_CONFIG	GOM_PR2_AXVIEC20091111_152718_20020301_000000_20500101_000000	1	14-DEC-2002 00:01:14
CROSS_SECTIONS_FILE	GOM_CRS_AXVIEC20091111_154832_20020301_000000_20500101_000000	1	14-DEC-2002 00:01:14

# GOMOS Level 2 Daily Report

## SUMMARY

### [1. General Info](#)

### [2. Summary of processed GOM\\_NL\\_2P products](#)

### [3. Level 2 Quality information per product](#)

#### [3.1 Plot of level 2 quality information per product \(time dependant\)](#)

#### [3.2 Plot of level 2 quality information per product \(world map\)](#)

### [4. Level 1 Quality information per product \(stored on level 2 products\)](#)

#### [4.1 Plot of level 1 quality information per product \(time dependant\)](#)

##### [4.1.1 Plot of level 1 quality information per product \(time dependant\): ASCENDING](#)

##### [4.1.2 Plot of level 1 quality information per product \(time dependant\): DESCENDING](#)

#### [4.2 Plot of level 1 quality information per product \(world map\)](#)

##### [4.2.1 Plot of level 1 quality information per product \(world map\): ASCENDING](#)

##### [4.2.2 Plot of level 1 quality information per product \(world map\): DESCENDING](#)

### [5. Ozone profiles based on quality statistics and other trace gas profiles](#)

#### [5.1 Ozone statistics based on quality of products](#)

#### [5.2 Plot ozone profiles for all STD \(dark without errors\)](#)

#### [5.3 Plot ozone profiles where STD < 20% \(dark without errors\)](#)

#### [5.4. Plot ozone profiles where STD < 10% \(dark without errors\)](#)

#### [5.5. Plot ozone profiles where STD < 5% \(dark without errors\)](#)

#### [5.6 Plot NO2 profiles for all STD \(dark without errors\)](#)

#### [5.7 Plot NO3 profiles for all STD \(dark without errors\)](#)

#### [5.8 Plot H2O profiles \(only for occultations of stars 1,2,3,4,13,14,16,26,63 dark without errors\) for all STD](#)

### [6. Auxiliary Data Files used for the production reported in section 2](#)



This report presents the daily analysis on parameters extracted from GOMOS level 2 data (GOM\_NL\_\_2P). It is intended to monitor some important parameters that will impact the quality of these products. A list of level 2 products (and content) that have arrived during the reporting day to the PCF is also given.

Item	Value
Time of report generation	17APR2013 21:18:43
Data source version	GOMOS/6.01
Start time of products	14-12-2002 (14DEC2002 00:00:00)
Stop time of products	15-12-2002 (15DEC2002 00:00:00)
Store outputs in DB	Yes
Nb of level 2 prods	464
Nb of prods with errors	1

## 2. Summary of processed GOM\_NL\_\_2P products.

Nr	Filename	UTC Start time	Limb	Duration	Star Id	Star Name	Star Mag	Star Temp	Nb Meas	Orbit	Prod. error
1	GOM_NL__2PRFIN20021214_000114_000000372012_00059_04121_0269.N1	14-DEC-2002 00:01:14	Bright	37.000	160	23Gam Per	2.9300	4700.0	74	4121	No
2	GOM_NL__2PRFIN20021214_000420_000000362012_00059_04121_0270.N1	14-DEC-2002 00:04:20	Bright	36.000	110	37Del Cas	2.6780	8900.0	72	4121	No
3	GOM_NL__2PRFIN20021214_001114_000000382012_00059_04121_0271.N1	14-DEC-2002 00:11:14	Bright	37.500	49	1Alp UMi	1.9900	6300.0	75	4121	No
4	GOM_NL__2PRFIN20021214_001558_000000402012_00059_04121_0272.N1	14-DEC-2002 00:15:58	Bright	39.500	60	7Bet UMi	2.0810	3950.0	79	4121	No
5	GOM_NL__2PRFIN20021214_001805_000000512012_00059_04121_0273.N1	14-DEC-2002 00:18:05	Bright	51.000	82	48Bet UMa	2.3650	10600.	102	4121	No
6	GOM_NL__2PRFIN20021214_002040_000000432012_00059_04121_0274.N1	14-DEC-2002 00:20:40	Bright	42.500	32	77Eps UMa	1.7630	11000.	85	4121	No
7	GOM_NL__2PRFIN20021214_002310_000000402012_00059_04121_0275.N1	14-DEC-2002 00:23:10	Bright	39.500	39	85Eta UMa	1.8540	24000.	79	4121	No
8	GOM_NL__2PRFIN20021214_002626_000000392012_00059_04121_0276.N1	14-DEC-2002 00:26:26	Bright	38.500	180	27Gam Boo	3.0400	8000.0	77	4121	No
9	GOM_NL__2PRFIN20021214_002936_000000382012_00059_04121_0277.N1	14-DEC-2002 00:29:36	Bright	37.500	83		2.3780	11000.	75	4121	No
10	GOM_NL__2PRFIN20021214_003253_000000422012_00059_04121_0278.N1	14-DEC-2002 00:32:53	Bright	41.500	111	8Eta Boo	2.6800	6000.0	83	4121	No
11	GOM_NL__2PRFIN20021214_003640_000000522012_00059_04121_0279.N1	14-DEC-2002 00:36:40	Bright	51.500	138	47Eps Vir	2.8280	4700.0	103	4121	No
12	GOM_NL__2PRFIN20021214_003925_000001012012_00059_04121_0280.N1	14-DEC-2002 00:39:25	Twilight	101.00	62	94Bet Leo	2.1360	9700.0	202	4121	No
13	GOM_NL__2PRFIN20021214_004237_000000522012_00059_04121_0281.N1	14-DEC-2002 00:42:37	Twilight	51.500	15	67Alp Vir	0.97600	28000.	103	4121	No
14	GOM_NL__2PRFIN20021214_004606_000000492012_00059_04121_0282.N1	14-DEC-2002 00:46:06	Twilight	48.500	169	46Gam Hya	2.9910	4700.0	97	4121	No
15	GOM_NL__2PRFIN20021214_004756_000000472012_00059_04121_0283.N1	14-DEC-2002 00:47:56	Twilight	47.000	54	5The Cen	2.0550	4500.0	94	4121	No
16	GOM_NL__2PRFIN20021214_005249_000000412012_00059_04121_0284.N1	14-DEC-2002 00:52:49	Dark	41.000	77	Eps Cen	2.3030	28000.	82	4121	No
17	GOM_NL__2PRFIN20021214_005406_000000422012_00059_04121_0285.N1	14-DEC-2002 00:54:06	Dark	41.500	10	Bet Cen	0.61000	28000.	83	4121	No
18	GOM_NL__2PRFIN20021214_005526_000000422012_00060_04122_0252.N1	14-DEC-2002 00:55:26	Dark	41.500	20	Bet Cru	1.2530	30000.	83	4122	No
19	GOM_NL__2PRFIN20021214_005732_000000372012_00060_04122_0253.N1	14-DEC-2002 00:57:32	Dark	37.000	112	Alp Mus	2.6880	26000.	74	4122	No
20	GOM_NL__2PRFIN20021214_010215_000000392012_00060_04122_0254.N1	14-DEC-2002 01:02:15	Dark	39.000	29	Bet Car	1.6720	10200.	78	4122	No
21	GOM_NL__2PRFIN20021214_010443_000000542012_00060_04122_0255.N1	14-DEC-2002 01:04:43	Dark	54.000	41	Eps Car	1.8600	4100.0	108	4122	No
22	GOM_NL__2PRFIN20021214_010723_000000482012_00060_04122_0256.N1	14-DEC-2002 01:07:23	Dark	47.500	34	Gam2Vel	1.7930	23000.	95	4122	No
23	GOM_NL__2PRFIN20021214_010941_000000482012_00060_04122_0257.N1	14-DEC-2002 01:09:41	Dark	48.000	2	Alp Car	-0.73600	7000.0	96	4122	No
24	GOM_NL__2PRFIN20021214_011219_000000552012_00060_04122_0258.N1	14-DEC-2002 01:12:19	Dark	54.500	117	Pi Pup	2.7060	3800.0	109	4122	No
25	GOM_NL__2PRFIN20021214_011539_000000602012_00060_04122_0259.N1	14-DEC-2002 01:15:39	Straylight	60.000	23	21Eps CMa	1.5020	26000.	120	4122	No
26	GOM_NL__2PRFIN20021214_011730_000000152012_00060_04122_0260.N1	14-DEC-2002 01:17:30	Straylight	15.000	179	24Omi2CMa	3.0320	24000.	30	4122	No
27	GOM_NL__2PRFIN20021214_012022_000000532012_00060_04122_0261.N1	14-DEC-2002 01:20:22	Straylight	53.000	47	2Bet CMa	1.9760	28000.	106	4122	No
28	GOM_NL__2PRFIN20021214_012328_000000502012_00060_04122_0262.N1	14-DEC-2002 01:23:28	Straylight	49.500	56	53Kap Ori	2.0650	30000.	99	4122	No
29	GOM_NL__2PRFIN20021214_012605_000000532012_00060_04122_0263.N1	14-DEC-2002 01:26:05	Straylight	52.500	33	50Zet Ori	1.7660	30000.	105	4122	No
30	GOM_NL__2PRFIN20021214_012935_000000642012_00060_04122_0264.N1	14-DEC-2002 01:29:35	Twilight	64.000	14	58Alp Ori	0.87000	3000.0	128	4122	No
31	GOM_NL__2PRFIN20021214_013122_000000552012_00060_04122_0265.N1	14-DEC-2002 01:31:22	Twilight	55.000	13	87Alp Tau	0.86700	3800.0	110	4122	No
32	GOM_NL__2PRFIN20021214_013328_000000382012_00060_04122_0266.N1	14-DEC-2002 01:33:28	Bright	37.500	146	25Eta Tau	2.8730	15200.	75	4122	No
33	GOM_NL__2PRFIN20021214_013539_000000382012_00060_04122_0267.N1	14-DEC-2002 01:35:39	Bright	37.500	150	44Zet Per	2.8900	28000.	75	4122	No
34	GOM_NL__2PRFIN20021214_013758_000000362012_00060_04122_0268.N1	14-DEC-2002 01:37:58	Bright	36.000	149	45Eps Per	2.8880	30000.	72	4122	No
35	GOM_NL__2PRFIN20021214_014008_000000372012_00060_04122_0269.N1	14-DEC-2002 01:40:08	Bright	37.000	175	39Del Per	3.0100	19400.	74	4122	No
36	GOM_NL__2PRFIN20021214_014151_000000372012_00060_04122_0270.N1	14-DEC-2002 01:41:51	Bright	37.000	160	23Gam Per	2.9300	4700.0	74	4122	No
37	GOM_NL__2PRFIN20021214_014456_000000362012_00060_04122_0271.N1	14-DEC-2002 01:44:56	Bright	35.500	110	37Del Cas	2.6780	8900.0	71	4122	No
38	GOM_NL__2PRFIN20021214_015151_000000362012_00060_04122_0272.N1	14-DEC-2002 01:51:51	Bright	35.500	49	1Alp UMi	1.9900	6300.0	71	4122	No
39	GOM_NL__2PRFIN20021214_015634_000000412012_00060_04122_0273.N1	14-DEC-2002 01:56:34	Bright	40.500	60	7Bet UMi	2.0810	3950.0	81	4122	No
40	GOM_NL__2PRFIN20021214_015840_000000532012_00060_04122_0274.N1	14-DEC-2002 01:58:40	Bright	52.500	82	48Bet UMa	2.3650	10600.	105	4122	No
41	GOM_NL__2PRFIN20021214_020118_000000442012_00060_04122_0275.N1	14-DEC-2002 02:01:18	Bright	43.500	32	77Eps UMa	1.7630	11000.	87	4122	No
42	GOM_NL__2PRFIN20021214_020347_000000412012_00060_04122_0276.N1	14-DEC-2002 02:03:47	Bright	41.000	39	85Eta UMa	1.8540	24000.	82	4122	No

43	GOM_NL__2PRFIN20021214_020702_000000402012_00060_04122_0277.N1	14-DEC-2002 02:07:02	Bright	40.000	180	27Gam Boo	3.0400	8000.0	80	4122	No
44	GOM_NL__2PRFIN20021214_021013_000000382012_00060_04122_0278.N1	14-DEC-2002 02:10:13	Bright	37.500	83		2.3780	11000.	75	4122	No
45	GOM_NL__2PRFIN20021214_021329_000000582012_00060_04122_0279.N1	14-DEC-2002 02:13:29	Bright	58.000	111	8Eta Boo	2.6800	6000.0	116	4122	No
46	GOM_NL__2PRFIN20021214_021717_000000522012_00060_04122_0280.N1	14-DEC-2002 02:17:17	Bright	51.500	138	47Eps Vir	2.8280	4700.0	103	4122	No
47	GOM_NL__2PRFIN20021214_022002_000000962012_00060_04122_0281.N1	14-DEC-2002 02:20:02	Tw_i_and_stray	96.000	62	94Bet Leo	2.1360	9700.0	192	4122	No
48	GOM_NL__2PRFIN20021214_022313_000000542012_00060_04122_0282.N1	14-DEC-2002 02:23:13	Tw_i_and_stray	54.000	15	67Alp Vir	0.97600	28000.	108	4122	No
49	GOM_NL__2PRFIN20021214_022642_000000452012_00060_04122_0283.N1	14-DEC-2002 02:26:42	Twilight	45.000	169	46Gam Hya	2.9910	4700.0	90	4122	No
50	GOM_NL__2PRFIN20021214_022831_000000442012_00060_04122_0284.N1	14-DEC-2002 02:28:31	Twilight	43.500	54	5The Cen	2.0550	4500.0	87	4122	No
51	GOM_NL__2PRFIN20021214_023048_000000422012_00060_04122_0285.N1	14-DEC-2002 02:30:48	Dark	41.500	78	Alp Lup	2.3040	28000.	83	4122	No
52	GOM_NL__2PRFIN20021214_023325_000000412012_00060_04122_0286.N1	14-DEC-2002 02:33:25	Dark	40.500	77	Eps Cen	2.3030	28000.	81	4122	No
53	GOM_NL__2PRFIN20021214_023442_000000432012_00060_04122_0287.N1	14-DEC-2002 02:34:42	Dark	43.000	10	Bet Cen	0.61000	28000.	86	4122	No
54	GOM_NL__2PRFIN20021214_023602_000000432012_00061_04123_0319.N1	14-DEC-2002 02:36:02	Dark	42.500	20	Bet Cru	1.2530	30000.	85	4123	No
55	GOM_NL__2PRFIN20021214_023808_000000372012_00061_04123_0320.N1	14-DEC-2002 02:38:08	Dark	37.000	112	Alp Mus	2.6880	26000.	74	4123	No
56	GOM_NL__2PRFIN20021214_024251_000000442012_00061_04123_0321.N1	14-DEC-2002 02:42:51	Dark	43.500	29	Bet Car	1.6720	10200.	87	4123	No
57	GOM_NL__2PRFIN20021214_024519_000000552012_00061_04123_0322.N1	14-DEC-2002 02:45:19	Dark	54.500	41	Eps Car	1.8600	4100.0	109	4123	No
58	GOM_NL__2PRFIN20021214_024759_000000532012_00061_04123_0323.N1	14-DEC-2002 02:47:59	Dark	52.500	34	Gam2Vel	1.7930	23000.	105	4123	No
59	GOM_NL__2PRFIN20021214_025017_000000472012_00061_04123_0324.N1	14-DEC-2002 02:50:17	Dark	46.500	2	Alp Car	-0.73600	7000.0	93	4123	No
60	GOM_NL__2PRFIN20021214_025255_000000562012_00061_04123_0325.N1	14-DEC-2002 02:52:55	Dark	55.500	117	Pi Pup	2.7060	3800.0	111	4123	No
61	GOM_NL__2PRFIN20021214_025615_000000572012_00061_04123_0326.N1	14-DEC-2002 02:56:15	Straylight	57.000	23	21Eps CMa	1.5020	26000.	114	4123	No
62	GOM_NL__2PRFIN20021214_025806_000000462012_00061_04123_0327.N1	14-DEC-2002 02:58:06	Straylight	45.500	179	24Omi2CMa	3.0320	24000.	91	4123	No
63	GOM_NL__2PRFIN20021214_030403_000000512012_00061_04123_0328.N1	14-DEC-2002 03:04:03	Straylight	51.000	56	53Kap Ori	2.0650	30000.	102	4123	No
64	GOM_NL__2PRFIN20021214_030639_000000532012_00061_04123_0329.N1	14-DEC-2002 03:06:39	Straylight	53.000	33	50Zet Ori	1.7660	30000.	106	4123	No
65	GOM_NL__2PRFIN20021214_031010_000000662012_00061_04123_0330.N1	14-DEC-2002 03:10:10	Tw_i_and_stray	65.500	14	58Alp Ori	0.87000	3000.0	131	4123	No
66	GOM_NL__2PRFIN20021214_031157_000000552012_00061_04123_0331.N1	14-DEC-2002 03:11:57	Tw_i_and_stray	54.500	13	87Alp Tau	0.86700	3800.0	109	4123	No
67	GOM_NL__2PRFIN20021214_031404_000000382012_00061_04123_0332.N1	14-DEC-2002 03:14:04	Bright	37.500	146	25Eta Tau	2.8730	15200.	75	4123	No
68	GOM_NL__2PRFIN20021214_031615_000000372012_00061_04123_0333.N1	14-DEC-2002 03:16:15	Bright	37.000	150	44Zet Per	2.8900	28000.	74	4123	No
69	GOM_NL__2PRFIN20021214_031833_000000372012_00061_04123_0334.N1	14-DEC-2002 03:18:33	Bright	36.500	149	45Eps Per	2.8880	30000.	73	4123	No
70	GOM_NL__2PRFIN20021214_032043_000000432012_00061_04123_0335.N1	14-DEC-2002 03:20:43	Bright	42.500	175	39Del Per	3.0100	19400.	85	4123	No
71	GOM_NL__2PRFIN20021214_032227_000000382012_00061_04123_0336.N1	14-DEC-2002 03:22:27	Bright	38.000	160	23Gam Per	2.9300	4700.0	76	4123	No
72	GOM_NL__2PRFIN20021214_032533_000000372012_00061_04123_0337.N1	14-DEC-2002 03:25:33	Bright	37.000	110	37Del Cas	2.6780	8900.0	74	4123	No
73	GOM_NL__2PRFIN20021214_033226_000000362012_00061_04123_0338.N1	14-DEC-2002 03:32:26	Bright	36.000	49	1Alp UMi	1.9900	6300.0	72	4123	No
74	GOM_NL__2PRFIN20021214_033709_000000392012_00061_04123_0339.N1	14-DEC-2002 03:37:09	Bright	39.000	60	7Bet UMi	2.0810	3950.0	78	4123	No
75	GOM_NL__2PRFIN20021214_033916_000000512012_00061_04123_0340.N1	14-DEC-2002 03:39:16	Bright	50.500	82	48Bet UMa	2.3650	10600.	101	4123	No
76	GOM_NL__2PRFIN20021214_034153_000000452012_00061_04123_0341.N1	14-DEC-2002 03:41:53	Bright	44.500	32	77Eps UMa	1.7630	11000.	89	4123	No
77	GOM_NL__2PRFIN20021214_034423_000000422012_00061_04123_0342.N1	14-DEC-2002 03:44:23	Bright	41.500	39	85Eta UMa	1.8540	24000.	83	4123	No
78	GOM_NL__2PRFIN20021214_034739_000000382012_00061_04123_0343.N1	14-DEC-2002 03:47:39	Bright	37.500	180	27Gam Boo	3.0400	8000.0	75	4123	No
79	GOM_NL__2PRFIN20021214_035050_000000392012_00061_04123_0344.N1	14-DEC-2002 03:50:50	Bright	39.000	83		2.3780	11000.	78	4123	No
80	GOM_NL__2PRFIN20021214_035405_000000432012_00061_04123_0345.N1	14-DEC-2002 03:54:05	Bright	42.500	111	8Eta Boo	2.6800	6000.0	85	4123	No
81	GOM_NL__2PRFIN20021214_035754_000000532012_00061_04123_0346.N1	14-DEC-2002 03:57:54	Bright	52.500	138	47Eps Vir	2.8280	4700.0	105	4123	No
82	GOM_NL__2PRFIN20021214_040040_000000922012_00061_04123_0347.N1	14-DEC-2002 04:00:40	Tw_i_and_stray	91.500	62	94Bet Leo	2.1360	9700.0	183	4123	No
83	GOM_NL__2PRFIN20021214_040350_000000502012_00061_04123_0348.N1	14-DEC-2002 04:03:50	Tw_i_and_stray	49.500	15	67Alp Vir	0.97600	28000.	99	4123	No
84	GOM_NL__2PRFIN20021214_040719_000000472012_00061_04123_0349.N1	14-DEC-2002 04:07:19	Twilight	47.000	169	46Gam Hya	2.9910	4700.0	94	4123	No
85	GOM_NL__2PRFIN20021214_040908_000000392012_00061_04123_0350.N1	14-DEC-2002 04:09:08	Twilight	39.000	54	5The Cen	2.0550	4500.0	78	4123	No
86	GOM_NL__2PRFIN20021214_041124_000000432012_00061_04123_0351.N1	14-DEC-2002 04:11:24	Dark	42.500	78	Alp Lup	2.3040	28000.	85	4123	No
87	GOM_NL__2PRFIN20021214_041401_000000392012_00061_04123_0352.N1	14-DEC-2002 04:14:01	Dark	39.000	77	Eps Cen	2.3030	28000.	78	4123	No
88	GOM_NL__2PRFIN20021214_041518_000000492012_00061_04123_0353.N1	14-DEC-2002 04:15:18	Dark	48.500	10	Bet Cen	0.61000	28000.	97	4123	No
89	GOM_NL__2PRFIN20021214_041639_000000402012_00062_04124_0317.N1	14-DEC-2002 04:16:39	Dark	40.000	20	Bet Cru	1.2530	30000.	80	4124	No
90	GOM_NL__2PRFIN20021214_041845_000000372012_00062_04124_0318.N1	14-DEC-2002 04:18:45	Dark	36.500	112	Alp Mus	2.6880	26000.	73	4124	No
91	GOM_NL__2PRFIN20021214_042328_000000402012_00062_04124_0319.N1	14-DEC-2002 04:23:28	Dark	40.000	29	Bet Car	1.6720	10200.	80	4124	No
92	GOM_NL__2PRFIN20021214_042555_000000532012_00062_04124_0320.N1	14-DEC-2002 04:25:55	Dark	53.000	41	Eps Car	1.8600	4100.0	106	4124	No
93	GOM_NL__2PRFIN20021214_042836_000000532012_00062_04124_0321.N1	14-DEC-2002 04:28:36	Dark	52.500	34	Gam2Vel	1.7930	23000.	105	4124	No
94	GOM_NL__2PRFIN20021214_043053_000000552012_00062_04124_0322.N1	14-DEC-2002 04:30:53	Dark	54.500	2	Alp Car	-0.73600	7000.0	109	4124	No
95	GOM_NL__2PRFIN20021214_043331_000000562012_00062_04124_0323.N1	14-DEC-2002 04:33:31	Dark	55.500	117	Pi Pup	2.7060	3800.0	111	4124	No
96	GOM_NL__2PRFIN20021214_043651_000000632012_00062_04124_0324.N1	14-DEC-2002 04:36:51	Straylight	62.500	23	21Eps CMa	1.5020	26000.	125	4124	No
97	GOM_NL__2PRFIN20021214_043842_000000592012_00062_04124_0325.N1	14-DEC-2002 04:38:42	Straylight	58.500	179	24Omi2CMa	3.0320	24000.	117	4124	No
98	GOM_NL__2PRFIN20021214_044439_000000512012_00062_04124_0326.N1	14-DEC-2002 04:44:39	Straylight	50.500	56	53Kap Ori	2.0650	30000.	101	4124	No
99	GOM_NL__2PRFIN20021214_044715_000000532012_00062_04124_0327.N1	14-DEC-2002 04:47:15	Straylight	52.500	33	50Zet Ori	1.7660	30000.	105	4124	No
100	GOM_NL__2PRFIN20021214_045045_000000632012_00062_04124_0328.N1	14-DEC-2002 04:50:45	Tw_i_and_stray	63.000	14	58Alp Ori	0.87000	3000.0	126	4124	No
101	GOM_NL__2PRFIN20021214_045233_000000532012_00062_04124_0329.N1	14-DEC-2002 04:52:33	Tw_i_and_stray	53.000	13	87Alp Tau	0.86700	3800.0	106	4124	No

102	GOM_NL__2PRFIN20021214_045440_000000392012_00062_04124_0330.N1	14-DEC-2002 04:54:40	Bright	38.500	146	25Eta Tau	2.8730	15200.	77	4124	No
103	GOM_NL__2PRFIN20021214_045651_000000382012_00062_04124_0331.N1	14-DEC-2002 04:56:51	Bright	38.000	150	44Zet Per	2.8900	28000.	76	4124	No
104	GOM_NL__2PRFIN20021214_045909_000000392012_00062_04124_0332.N1	14-DEC-2002 04:59:09	Bright	38.500	149	45Eps Per	2.8880	30000.	77	4124	No
105	GOM_NL__2PRFIN20021214_050120_000000372012_00062_04124_0333.N1	14-DEC-2002 05:01:20	Bright	37.000	175	39Del Per	3.0100	19400.	74	4124	No
106	GOM_NL__2PRFIN20021214_050302_000000382012_00062_04124_0334.N1	14-DEC-2002 05:03:02	Bright	37.500	160	23Gam Per	2.9300	4700.0	75	4124	No
107	GOM_NL__2PRFIN20021214_050609_000000382012_00062_04124_0335.N1	14-DEC-2002 05:06:09	Bright	37.500	110	37Del Cas	2.6780	8900.0	75	4124	No
108	GOM_NL__2PRFIN20021214_051302_000000342012_00062_04124_0336.N1	14-DEC-2002 05:13:02	Bright	34.000	49	1Alp UMi	1.9900	6300.0	68	4124	No
109	GOM_NL__2PRFIN20021214_051745_000000392012_00062_04124_0337.N1	14-DEC-2002 05:17:45	Bright	39.000	60	7Bet UMi	2.0810	3950.0	78	4124	No
110	GOM_NL__2PRFIN20021214_051952_000000502012_00062_04124_0338.N1	14-DEC-2002 05:19:52	Bright	50.000	82	48Bet UMa	2.3650	10600.	100	4124	No
111	GOM_NL__2PRFIN20021214_052229_000000442012_00062_04124_0339.N1	14-DEC-2002 05:22:29	Bright	44.000	32	77Eps UMa	1.7630	11000.	88	4124	No
112	GOM_NL__2PRFIN20021214_052459_000000412012_00062_04124_0340.N1	14-DEC-2002 05:24:59	Bright	41.000	39	85Eta UMa	1.8540	24000.	82	4124	No
113	GOM_NL__2PRFIN20021214_052815_000000372012_00062_04124_0341.N1	14-DEC-2002 05:28:15	Bright	36.500	180	27Gam Boo	3.0400	8000.0	73	4124	No
114	GOM_NL__2PRFIN20021214_053126_000000382012_00062_04124_0342.N1	14-DEC-2002 05:31:26	Bright	37.500	83		2.3780	11000.	75	4124	No
115	GOM_NL__2PRFIN20021214_053442_000000582012_00062_04124_0343.N1	14-DEC-2002 05:34:42	Bright	58.000	111	8Eta Boo	2.6800	6000.0	116	4124	No
116	GOM_NL__2PRFIN20021214_053830_000000502012_00062_04124_0344.N1	14-DEC-2002 05:38:30	Bright	50.000	138	47Eps Vir	2.8280	4700.0	100	4124	No
117	GOM_NL__2PRFIN20021214_054117_000000962012_00062_04124_0345.N1	14-DEC-2002 05:41:17	Twi_and_stray	95.500	62	94Bet Leo	2.1360	9700.0	191	4124	No
118	GOM_NL__2PRFIN20021214_054426_000000552012_00062_04124_0346.N1	14-DEC-2002 05:44:26	Twi_and_stray	55.000	15	67Alp Vir	0.97600	28000.	110	4124	No
119	GOM_NL__2PRFIN20021214_054756_000000482012_00062_04124_0347.N1	14-DEC-2002 05:47:56	Twilight	47.500	169	46Gam Hya	2.9910	4700.0	95	4124	No
120	GOM_NL__2PRFIN20021214_054945_000000462012_00062_04124_0348.N1	14-DEC-2002 05:49:45	Twilight	46.000	54	5The Cen	2.0550	4500.0	92	4124	No
121	GOM_NL__2PRFIN20021214_055200_000000412012_00062_04124_0349.N1	14-DEC-2002 05:52:00	Dark	40.500	78	Alp Lup	2.3040	28000.	81	4124	No
122	GOM_NL__2PRFIN20021214_055438_000000402012_00062_04124_0350.N1	14-DEC-2002 05:54:38	Dark	40.000	77	Eps Cen	2.3030	28000.	80	4124	No
123	GOM_NL__2PRFIN20021214_055554_000000462012_00062_04124_0351.N1	14-DEC-2002 05:55:54	Dark	45.500	10	Bet Cen	0.61000	28000.	91	4124	No
124	GOM_NL__2PRFIN20021214_055715_000000442012_00063_04125_0358.N1	14-DEC-2002 05:57:15	Dark	44.000	20	Bet Cru	1.2530	30000.	88	4125	No
125	GOM_NL__2PRFIN20021214_055920_000000382012_00063_04125_0359.N1	14-DEC-2002 05:59:20	Dark	38.000	112	Alp Mus	2.6880	26000.	76	4125	No
126	GOM_NL__2PRFIN20021214_060405_000000402012_00063_04125_0360.N1	14-DEC-2002 06:04:05	Dark	40.000	29	Bet Car	1.6720	10200.	80	4125	No
127	GOM_NL__2PRFIN20021214_060657_000000582012_00063_04125_0361.N1	14-DEC-2002 06:06:57	Dark	58.000	65	Lam Vel	2.2040	4400.0	116	4125	No
128	GOM_NL__2PRFIN20021214_060913_000000502012_00063_04125_0362.N1	14-DEC-2002 06:09:13	Dark	49.500	34	Gam2Vel	1.7930	23000.	99	4125	No
129	GOM_NL__2PRFIN20021214_061130_000000482012_00063_04125_0363.N1	14-DEC-2002 06:11:30	Dark	47.500	2	Alp Car	-0.73600	7000.0	95	4125	No
130	GOM_NL__2PRFIN20021214_061408_000000562012_00063_04125_0364.N1	14-DEC-2002 06:14:08	Dark	55.500	117	Pi Pup	2.7060	3800.0	111	4125	No
131	GOM_NL__2PRFIN20021214_061728_000000602012_00063_04125_0365.N1	14-DEC-2002 06:17:28	Dark	59.500	23	21Eps CMa	1.5020	26000.	119	4125	Yes
132	GOM_NL__2PRFIN20021214_061919_000000582012_00063_04125_0366.N1	14-DEC-2002 06:19:19	Straylight	58.000	179	24Omi2CMa	3.0320	24000.	116	4125	No
133	GOM_NL__2PRFIN20021214_062229_000000672012_00063_04125_0367.N1	14-DEC-2002 06:22:29	Straylight	66.500	1	9Alp CMa	-1.4400	11000.	133	4125	No
134	GOM_NL__2PRFIN20021214_062545_000000572012_00063_04125_0368.N1	14-DEC-2002 06:25:45	Straylight	57.000	7	19Bet Ori	0.10000	14000.	114	4125	No
135	GOM_NL__2PRFIN20021214_062805_000000512012_00063_04125_0369.N1	14-DEC-2002 06:28:05	Straylight	50.500	30	46Eps Ori	1.6940	30000.	101	4125	No
136	GOM_NL__2PRFIN20021214_063029_000000522012_00063_04125_0370.N1	14-DEC-2002 06:30:29	Twi_and_stray	52.000	27	24Gam Ori	1.6360	26000.	104	4125	No
137	GOM_NL__2PRFIN20021214_063309_000000552012_00063_04125_0371.N1	14-DEC-2002 06:33:09	Twi_and_stray	54.500	13	87Alp Tau	0.86700	3800.0	109	4125	No
138	GOM_NL__2PRFIN20021214_063516_000000382012_00063_04125_0372.N1	14-DEC-2002 06:35:16	Bright	37.500	146	25Eta Tau	2.8730	15200.	75	4125	No
139	GOM_NL__2PRFIN20021214_063727_000000382012_00063_04125_0373.N1	14-DEC-2002 06:37:27	Bright	37.500	150	44Zet Per	2.8900	28000.	75	4125	No
140	GOM_NL__2PRFIN20021214_063945_000000382012_00063_04125_0374.N1	14-DEC-2002 06:39:45	Bright	37.500	149	45Eps Per	2.8880	30000.	75	4125	No
141	GOM_NL__2PRFIN20021214_064156_000000362012_00063_04125_0375.N1	14-DEC-2002 06:41:56	Bright	36.000	175	39Del Per	3.0100	19400.	72	4125	No
142	GOM_NL__2PRFIN20021214_064339_000000352012_00063_04125_0376.N1	14-DEC-2002 06:43:39	Bright	35.000	160	23Gam Per	2.9300	4700.0	70	4125	No
143	GOM_NL__2PRFIN20021214_064645_000000372012_00063_04125_0377.N1	14-DEC-2002 06:46:45	Bright	37.000	110	37Del Cas	2.6780	8900.0	74	4125	No
144	GOM_NL__2PRFIN20021214_065339_000000372012_00063_04125_0378.N1	14-DEC-2002 06:53:39	Bright	37.000	49	1Alp UMi	1.9900	6300.0	74	4125	No
145	GOM_NL__2PRFIN20021214_065822_000000392012_00063_04125_0379.N1	14-DEC-2002 06:58:22	Bright	38.500	60	7Bet UMi	2.0810	3950.0	77	4125	No
146	GOM_NL__2PRFIN20021214_070028_000000502012_00063_04125_0380.N1	14-DEC-2002 07:00:28	Bright	49.500	82	48Bet UMa	2.3650	10600.	99	4125	No
147	GOM_NL__2PRFIN20021214_070305_000000442012_00063_04125_0381.N1	14-DEC-2002 07:03:05	Bright	44.000	32	77Eps UMa	1.7630	11000.	88	4125	No
148	GOM_NL__2PRFIN20021214_070536_000000392012_00063_04125_0382.N1	14-DEC-2002 07:05:36	Bright	39.000	39	85Eta UMa	1.8540	24000.	78	4125	No
149	GOM_NL__2PRFIN20021214_070852_000000382012_00063_04125_0383.N1	14-DEC-2002 07:08:52	Bright	37.500	180	27Gam Boo	3.0400	8000.0	75	4125	No
150	GOM_NL__2PRFIN20021214_071203_000000372012_00063_04125_0384.N1	14-DEC-2002 07:12:03	Bright	36.500	83		2.3780	11000.	73	4125	No
151	GOM_NL__2PRFIN20021214_071518_000000422012_00063_04125_0385.N1	14-DEC-2002 07:15:18	Bright	41.500	111	8Eta Boo	2.6800	6000.0	83	4125	No
152	GOM_NL__2PRFIN20021214_071907_000000502012_00063_04125_0386.N1	14-DEC-2002 07:19:07	Bright	50.000	138	47Eps Vir	2.8280	4700.0	100	4125	No
153	GOM_NL__2PRFIN20021214_072155_000001002012_00063_04125_0387.N1	14-DEC-2002 07:21:55	Twi_and_stray	100.00	62	94Bet Leo	2.1360	9700.0	200	4125	No
154	GOM_NL__2PRFIN20021214_072504_000000522012_00063_04125_0388.N1	14-DEC-2002 07:25:04	Twi_and_stray	52.000	15	67Alp Vir	0.97600	28000.	104	4125	No
155	GOM_NL__2PRFIN20021214_072833_000000462012_00063_04125_0389.N1	14-DEC-2002 07:28:33	Twilight	46.000	169	46Gam Hya	2.9910	4700.0	92	4125	No
156	GOM_NL__2PRFIN20021214_073021_000000452012_00063_04125_0390.N1	14-DEC-2002 07:30:21	Twilight	45.000	54	5The Cen	2.0550	4500.0	90	4125	No
157	GOM_NL__2PRFIN20021214_073236_000000402012_00063_04125_0391.N1	14-DEC-2002 07:32:36	Dark	39.500	78	Alp Lup	2.3040	28000.	79	4125	No
158	GOM_NL__2PRFIN20021214_073613_000000422012_00063_04125_0392.N1	14-DEC-2002 07:36:13	Dark	42.000	4	Alp1Cen	-0.010000	5800.0	84	4125	No
159	GOM_NL__2PRFIN20021214_073752_000000402012_00064_04126_9912.N1	14-DEC-2002 07:37:52	Dark	40.000	20	Bet Cru	1.2530	30000.	80	4126	No
160	GOM_NL__2PRFIN20021214_073957_000000392012_00064_04126_9913.N1	14-DEC-2002 07:39:57	Dark	38.500	112	Alp Mus	2.6880	26000.	77	4126	No



161	GOM_NL__2PRFIN20021214_074441_000000402012_00064_04126_9914.N1	14-DEC-2002 07:44:41	Dark	39.500	29	Bet Car	1.6720	10200.	79	4126	No
162	GOM_NL__2PRFIN20021214_074734_000000692012_00064_04126_9915.N1	14-DEC-2002 07:47:34	Dark	69.000	65	Lam Vel	2.2040	4400.0	138	4126	No
163	GOM_NL__2PRFIN20021214_074949_000000492012_00064_04126_9916.N1	14-DEC-2002 07:49:49	Dark	49.000	34	Gam2Vel	1.7930	23000.	98	4126	No
164	GOM_NL__2PRFIN20021214_075206_000000552012_00064_04126_9917.N1	14-DEC-2002 07:52:06	Dark	55.000	2	Alp Car	-0.73600	7000.0	110	4126	No
165	GOM_NL__2PRFIN20021214_075444_000000592012_00064_04126_9918.N1	14-DEC-2002 07:54:44	Dark	58.500	117	Pi Pup	2.7060	3800.0	117	4126	No
166	GOM_NL__2PRFIN20021214_075804_000000612012_00064_04126_9919.N1	14-DEC-2002 07:58:04	Straylight	61.000	23	21Eps CMa	1.5020	26000.	122	4126	No
167	GOM_NL__2PRFIN20021214_075955_000000582012_00064_04126_9920.N1	14-DEC-2002 07:59:55	Straylight	57.500	179	24Omi2CMa	3.0320	24000.	115	4126	No
168	GOM_NL__2PRFIN20021214_080305_000000642012_00064_04126_9921.N1	14-DEC-2002 08:03:05	Straylight	64.000	1	9Alp CMa	-1.4400	11000.	128	4126	No
169	GOM_NL__2PRFIN20021214_080621_000000512012_00064_04126_9922.N1	14-DEC-2002 08:06:21	Straylight	51.000	7	19Bet Ori	0.10000	14000.	102	4126	No
170	GOM_NL__2PRFIN20021214_080841_000000532012_00064_04126_9923.N1	14-DEC-2002 08:08:41	Straylight	52.500	30	46Eps Ori	1.6940	30000.	105	4126	No
171	GOM_NL__2PRFIN20021214_081104_000000492012_00064_04126_9924.N1	14-DEC-2002 08:11:04	Twilight	48.500	27	24Gam Ori	1.6360	26000.	97	4126	No
172	GOM_NL__2PRFIN20021214_081345_000000522012_00064_04126_9925.N1	14-DEC-2002 08:13:45	Twilight	51.500	13	87Alp Tau	0.86700	3800.0	103	4126	No
173	GOM_NL__2PRFIN20021214_081552_000000372012_00064_04126_9926.N1	14-DEC-2002 08:15:52	Bright	37.000	146	25Eta Tau	2.8730	15200.	74	4126	No
174	GOM_NL__2PRFIN20021214_081803_000000382012_00064_04126_9927.N1	14-DEC-2002 08:18:03	Bright	37.500	150	44Zet Per	2.8900	28000.	75	4126	No
175	GOM_NL__2PRFIN20021214_082021_000000372012_00064_04126_9928.N1	14-DEC-2002 08:20:21	Bright	37.000	149	45Eps Per	2.8880	30000.	74	4126	No
176	GOM_NL__2PRFIN20021214_082232_000000362012_00064_04126_9929.N1	14-DEC-2002 08:22:32	Bright	36.000	175	39Del Per	3.0100	19400.	72	4126	No
177	GOM_NL__2PRFIN20021214_082415_000000372012_00064_04126_9930.N1	14-DEC-2002 08:24:15	Bright	36.500	160	23Gam Per	2.9300	4700.0	73	4126	No
178	GOM_NL__2PRFIN20021214_082721_000000362012_00064_04126_9931.N1	14-DEC-2002 08:27:21	Bright	36.000	110	37Del Cas	2.6780	8900.0	72	4126	No
179	GOM_NL__2PRFIN20021214_083414_000000342012_00064_04126_9932.N1	14-DEC-2002 08:34:14	Bright	34.000	49	1Alp UMi	1.9900	6300.0	68	4126	No
180	GOM_NL__2PRFIN20021214_083858_000000392012_00064_04126_9933.N1	14-DEC-2002 08:38:58	Bright	38.500	60	7Bet UMi	2.0810	3950.0	77	4126	No
181	GOM_NL__2PRFIN20021214_084103_000000512012_00064_04126_9934.N1	14-DEC-2002 08:41:03	Bright	51.000	82	48Bet UMa	2.3650	10600.	102	4126	No
182	GOM_NL__2PRFIN20021214_084340_000000442012_00064_04126_9935.N1	14-DEC-2002 08:43:40	Bright	44.000	32	77Eps UMa	1.7630	11000.	88	4126	No
183	GOM_NL__2PRFIN20021214_084611_000000402012_00064_04126_9936.N1	14-DEC-2002 08:46:11	Bright	39.500	39	85Eta UMa	1.8540	24000.	79	4126	No
184	GOM_NL__2PRFIN20021214_084928_000000382012_00064_04126_9937.N1	14-DEC-2002 08:49:28	Bright	37.500	180	27Gam Boo	3.0400	8000.0	75	4126	No
185	GOM_NL__2PRFIN20021214_085238_000000382012_00064_04126_9938.N1	14-DEC-2002 08:52:38	Bright	37.500	83		2.3780	11000.	75	4126	No
186	GOM_NL__2PRFIN20021214_085554_000000412012_00064_04126_9939.N1	14-DEC-2002 08:55:54	Bright	40.500	111	8Eta Boo	2.6800	6000.0	81	4126	No
187	GOM_NL__2PRFIN20021214_085943_000000502012_00064_04126_9940.N1	14-DEC-2002 08:59:43	Bright	50.000	138	47Eps Vir	2.8280	4700.0	100	4126	No
188	GOM_NL__2PRFIN20021214_090232_000001012012_00064_04126_9941.N1	14-DEC-2002 09:02:32	Twilight	100.50	62	94Bet Leo	2.1360	9700.0	201	4126	No
189	GOM_NL__2PRFIN20021214_090540_000000532012_00064_04126_9942.N1	14-DEC-2002 09:05:40	Twilight	52.500	15	67Alp Vir	0.97600	28000.	105	4126	No
190	GOM_NL__2PRFIN20021214_090909_000000472012_00064_04126_9943.N1	14-DEC-2002 09:09:09	Twilight	47.000	169	46Gam Hya	2.9910	4700.0	94	4126	No
191	GOM_NL__2PRFIN20021214_091057_000000442012_00064_04126_9944.N1	14-DEC-2002 09:10:57	Twilight	44.000	54	5The Cen	2.0550	4500.0	88	4126	No
192	GOM_NL__2PRFIN20021214_091312_000000382012_00064_04126_9945.N1	14-DEC-2002 09:13:12	Dark	38.000	78	Alp Lup	2.3040	28000.	76	4126	No
193	GOM_NL__2PRFIN20021214_091649_000000472012_00064_04126_9946.N1	14-DEC-2002 09:16:49	Dark	47.000	4	Alp1Cen	-0.010000	5800.0	94	4126	No
194	GOM_NL__2PRFIN20021214_091828_000000492012_00065_04127_9910.N1	14-DEC-2002 09:18:28	Dark	48.500	20	Bet Cru	1.2530	30000.	97	4127	No
195	GOM_NL__2PRFIN20021214_092033_000000382012_00065_04127_9911.N1	14-DEC-2002 09:20:33	Dark	38.000	112	Alp Mus	2.6880	26000.	76	4127	No
196	GOM_NL__2PRFIN20021214_092517_000000392012_00065_04127_9912.N1	14-DEC-2002 09:25:17	Dark	39.000	29	Bet Car	1.6720	10200.	78	4127	No
197	GOM_NL__2PRFIN20021214_092811_000000632012_00065_04127_9913.N1	14-DEC-2002 09:28:11	Dark	62.500	65	Lam Vel	2.2040	4400.0	125	4127	No
198	GOM_NL__2PRFIN20021214_093026_000000462012_00065_04127_9914.N1	14-DEC-2002 09:30:26	Dark	46.000	34	Gam2Vel	1.7930	23000.	92	4127	No
199	GOM_NL__2PRFIN20021214_093243_000000552012_00065_04127_9915.N1	14-DEC-2002 09:32:43	Dark	55.000	2	Alp Car	-0.73600	7000.0	110	4127	No
200	GOM_NL__2PRFIN20021214_093521_000000582012_00065_04127_9916.N1	14-DEC-2002 09:35:21	Dark	58.000	117	Pi Pup	2.7060	3800.0	116	4127	No
201	GOM_NL__2PRFIN20021214_093841_000000602012_00065_04127_9917.N1	14-DEC-2002 09:38:41	Straylight	59.500	23	21Eps CMa	1.5020	26000.	119	4127	No
202	GOM_NL__2PRFIN20021214_094031_000000562012_00065_04127_9918.N1	14-DEC-2002 09:40:31	Straylight	56.000	179	24Omi2CMa	3.0320	24000.	112	4127	No
203	GOM_NL__2PRFIN20021214_094341_000000672012_00065_04127_9919.N1	14-DEC-2002 09:43:41	Straylight	66.500	1	9Alp CMa	-1.4400	11000.	133	4127	No
204	GOM_NL__2PRFIN20021214_094657_000000542012_00065_04127_9920.N1	14-DEC-2002 09:46:57	Straylight	53.500	7	19Bet Ori	0.10000	14000.	107	4127	No
205	GOM_NL__2PRFIN20021214_094917_000000532012_00065_04127_9921.N1	14-DEC-2002 09:49:17	Straylight	53.000	30	46Eps Ori	1.6940	30000.	106	4127	No
206	GOM_NL__2PRFIN20021214_095140_000000532012_00065_04127_9922.N1	14-DEC-2002 09:51:40	Twilight	52.500	27	24Gam Ori	1.6360	26000.	105	4127	No
207	GOM_NL__2PRFIN20021214_095421_000000482012_00065_04127_9923.N1	14-DEC-2002 09:54:21	Twilight	48.000	13	87Alp Tau	0.86700	3800.0	96	4127	No
208	GOM_NL__2PRFIN20021214_095628_000000382012_00065_04127_9924.N1	14-DEC-2002 09:56:28	Bright	37.500	146	25Eta Tau	2.8730	15200.	75	4127	No
209	GOM_NL__2PRFIN20021214_095839_000000372012_00065_04127_9925.N1	14-DEC-2002 09:58:39	Bright	36.500	150	44Zet Per	2.8900	28000.	73	4127	No
210	GOM_NL__2PRFIN20021214_100057_000000372012_00065_04127_9926.N1	14-DEC-2002 10:00:57	Bright	37.000	149	45Eps Per	2.8880	30000.	74	4127	No
211	GOM_NL__2PRFIN20021214_100308_000000352012_00065_04127_9927.N1	14-DEC-2002 10:03:08	Bright	34.500	175	39Del Per	3.0100	19400.	69	4127	No
212	GOM_NL__2PRFIN20021214_100451_000000372012_00065_04127_9928.N1	14-DEC-2002 10:04:51	Bright	36.500	160	23Gam Per	2.9300	4700.0	73	4127	No
213	GOM_NL__2PRFIN20021214_100758_000000372012_00065_04127_9929.N1	14-DEC-2002 10:07:58	Bright	36.500	110	37Del Cas	2.6780	8900.0	73	4127	No
214	GOM_NL__2PRFIN20021214_101450_000000372012_00065_04127_9930.N1	14-DEC-2002 10:14:50	Bright	36.500	49	1Alp UMi	1.9900	6300.0	73	4127	No
215	GOM_NL__2PRFIN20021214_101934_000000382012_00065_04127_9931.N1	14-DEC-2002 10:19:34	Bright	38.000	60	7Bet UMi	2.0810	3950.0	76	4127	No
216	GOM_NL__2PRFIN20021214_102138_000000482012_00065_04127_9932.N1	14-DEC-2002 10:21:38	Bright	47.500	82	48Bet UMa	2.3650	10600.	95	4127	No
217	GOM_NL__2PRFIN20021214_102416_000000402012_00065_04127_9933.N1	14-DEC-2002 10:24:16	Bright	40.000	32	77Eps UMa	1.7630	11000.	80	4127	No
218	GOM_NL__2PRFIN20021214_102647_000000422012_00065_04127_9934.N1	14-DEC-2002 10:26:47	Bright	41.500	39	85Eta UMa	1.8540	24000.	83	4127	No
219	GOM_NL__2PRFIN20021214_103004_000000542012_00065_04127_9935.N1	14-DEC-2002 10:30:04	Bright	54.000	180	27Gam Boo	3.0400	8000.0	108	4127	No

220	GOM_NL__2PRFIN20021214_103315_000000352012_00065_04127_9936.N1	14-DEC-2002 10:33:15	Bright	35.000	83		2.3780	11000.	70	4127	No
221	GOM_NL__2PRFIN20021214_103630_000000582012_00065_04127_9937.N1	14-DEC-2002 10:36:30	Bright	58.000	111	8Eta Boo	2.6800	6000.0	116	4127	No
222	GOM_NL__2PRFIN20021214_104020_000000582012_00065_04127_9938.N1	14-DEC-2002 10:40:20	Bright	57.500	138	47Eps Vir	2.8280	4700.0	115	4127	No
223	GOM_NL__2PRFIN20021214_104310_000000992012_00065_04127_9939.N1	14-DEC-2002 10:43:10	Twi_and_stray	99.000	62	94Bet Leo	2.1360	9700.0	198	4127	No
224	GOM_NL__2PRFIN20021214_104617_000000512012_00065_04127_9940.N1	14-DEC-2002 10:46:17	Twi_and_stray	50.500	15	67Alp Vir	0.97600	28000.	101	4127	No
225	GOM_NL__2PRFIN20021214_104946_000000452012_00065_04127_9941.N1	14-DEC-2002 10:49:46	Twilight	45.000	169	46Gam Hya	2.9910	4700.0	90	4127	No
226	GOM_NL__2PRFIN20021214_105134_000000452012_00065_04127_9942.N1	14-DEC-2002 10:51:34	Twilight	44.500	54	5The Cen	2.0550	4500.0	89	4127	No
227	GOM_NL__2PRFIN20021214_105348_000000412012_00065_04127_9943.N1	14-DEC-2002 10:53:48	Dark	40.500	78	Alp Lup	2.3040	28000.	81	4127	No
228	GOM_NL__2PRFIN20021214_105726_000000462012_00065_04127_9944.N1	14-DEC-2002 10:57:26	Dark	46.000	4	Alp1Cen	-0.010000	5800.0	92	4127	No
229	GOM_NL__2PRFIN20021214_105905_000000472012_00066_04128_9908.N1	14-DEC-2002 10:59:05	Dark	47.000	20	Bet Cru	1.2530	30000.	94	4128	No
230	GOM_NL__2PRFIN20021214_110109_000000382012_00066_04128_9909.N1	14-DEC-2002 11:01:09	Dark	37.500	112	Alp Mus	2.6880	26000.	75	4128	No
231	GOM_NL__2PRFIN20021214_110554_000000402012_00066_04128_9910.N1	14-DEC-2002 11:05:54	Dark	39.500	29	Bet Car	1.6720	10200.	79	4128	No
232	GOM_NL__2PRFIN20021214_110847_000000642012_00066_04128_9911.N1	14-DEC-2002 11:08:47	Dark	63.500	65	Lam Vel	2.2040	4400.0	127	4128	No
233	GOM_NL__2PRFIN20021214_111102_000000492012_00066_04128_9912.N1	14-DEC-2002 11:11:02	Dark	48.500	34	Gam2Vel	1.7930	23000.	97	4128	No
234	GOM_NL__2PRFIN20021214_111319_000000552012_00066_04128_9913.N1	14-DEC-2002 11:13:19	Dark	55.000	2	Alp Car	-0.73600	7000.0	110	4128	No
235	GOM_NL__2PRFIN20021214_111558_000000572012_00066_04128_9914.N1	14-DEC-2002 11:15:58	Dark	57.000	117	Pi Pup	2.7060	3800.0	114	4128	No
236	GOM_NL__2PRFIN20021214_111917_000000582012_00066_04128_9915.N1	14-DEC-2002 11:19:17	Straylight	57.500	23	21Eps CMa	1.5020	26000.	115	4128	No
237	GOM_NL__2PRFIN20021214_112108_000000582012_00066_04128_9916.N1	14-DEC-2002 11:21:08	Straylight	57.500	179	24Omi2CMa	3.0320	24000.	115	4128	No
238	GOM_NL__2PRFIN20021214_112417_000000772012_00066_04128_9917.N1	14-DEC-2002 11:24:17	Straylight	77.000	1	9Alp CMa	-1.4400	11000.	154	4128	No
239	GOM_NL__2PRFIN20021214_112733_000000552012_00066_04128_9918.N1	14-DEC-2002 11:27:33	Straylight	55.000	7	19Bet Ori	0.10000	14000.	110	4128	No
240	GOM_NL__2PRFIN20021214_112953_000000492012_00066_04128_9919.N1	14-DEC-2002 11:29:53	Straylight	49.000	30	46Eps Ori	1.6940	30000.	98	4128	No
241	GOM_NL__2PRFIN20021214_113216_000000502012_00066_04128_9920.N1	14-DEC-2002 11:32:16	Twi_and_stray	50.000	27	24Gam Ori	1.6360	26000.	100	4128	No
242	GOM_NL__2PRFIN20021214_113457_000000472012_00066_04128_9921.N1	14-DEC-2002 11:34:57	Twi_and_stray	47.000	13	87Alp Tau	0.86700	3800.0	94	4128	No
243	GOM_NL__2PRFIN20021214_113704_000000362012_00066_04128_9922.N1	14-DEC-2002 11:37:04	Bright	35.500	146	25Eta Tau	2.8730	15200.	71	4128	No
244	GOM_NL__2PRFIN20021214_113915_000000382012_00066_04128_9923.N1	14-DEC-2002 11:39:15	Bright	37.500	150	44Zet Per	2.8900	28000.	75	4128	No
245	GOM_NL__2PRFIN20021214_114133_000000372012_00066_04128_9924.N1	14-DEC-2002 11:41:33	Bright	36.500	149	45Eps Per	2.8880	30000.	73	4128	No
246	GOM_NL__2PRFIN20021214_114344_000000352012_00066_04128_9925.N1	14-DEC-2002 11:43:44	Bright	35.000	175	39Del Per	3.0100	19400.	70	4128	No
247	GOM_NL__2PRFIN20021214_114527_000000362012_00066_04128_9926.N1	14-DEC-2002 11:45:27	Bright	35.500	160	23Gam Per	2.9300	4700.0	71	4128	No
248	GOM_NL__2PRFIN20021214_114834_000000362012_00066_04128_9927.N1	14-DEC-2002 11:48:34	Bright	36.000	110	37Del Cas	2.6780	8900.0	72	4128	No
249	GOM_NL__2PRFIN20021214_115526_000000372012_00066_04128_9928.N1	14-DEC-2002 11:55:26	Bright	37.000	49	1Alp UMi	1.9900	6300.0	74	4128	No
250	GOM_NL__2PRFIN20021214_120010_000000402012_00066_04128_9929.N1	14-DEC-2002 12:00:10	Bright	39.500	60	7Bet UMi	2.0810	3950.0	79	4128	No
251	GOM_NL__2PRFIN20021214_120213_000000512012_00066_04128_9930.N1	14-DEC-2002 12:02:13	Bright	51.000	82	48Bet UMa	2.3650	10600.	102	4128	No
252	GOM_NL__2PRFIN20021214_120452_000000432012_00066_04128_9931.N1	14-DEC-2002 12:04:52	Bright	43.000	32	77Eps UMa	1.7630	11000.	86	4128	No
253	GOM_NL__2PRFIN20021214_120723_000000412012_00066_04128_9932.N1	14-DEC-2002 12:07:23	Bright	40.500	39	85Eta UMa	1.8540	24000.	81	4128	No
254	GOM_NL__2PRFIN20021214_121040_000000382012_00066_04128_9933.N1	14-DEC-2002 12:10:40	Bright	37.500	180	27Gam Boo	3.0400	8000.0	75	4128	No
255	GOM_NL__2PRFIN20021214_121351_000000532012_00066_04128_9934.N1	14-DEC-2002 12:13:51	Bright	53.000	83		2.3780	11000.	106	4128	No
256	GOM_NL__2PRFIN20021214_121707_000000422012_00066_04128_9935.N1	14-DEC-2002 12:17:07	Bright	42.000	111	8Eta Boo	2.6800	6000.0	84	4128	No
257	GOM_NL__2PRFIN20021214_122057_000000682012_00066_04128_9936.N1	14-DEC-2002 12:20:57	Bright	67.500	138	47Eps Vir	2.8280	4700.0	135	4128	No
258	GOM_NL__2PRFIN20021214_122347_000001042012_00066_04128_9937.N1	14-DEC-2002 12:23:47	Twi_and_stray	103.50	62	94Bet Leo	2.1360	9700.0	207	4128	No
259	GOM_NL__2PRFIN20021214_122653_000000552012_00066_04128_9938.N1	14-DEC-2002 12:26:53	Twi_and_stray	55.000	15	67Alp Vir	0.97600	28000.	110	4128	No
260	GOM_NL__2PRFIN20021214_123023_000000522012_00066_04128_9939.N1	14-DEC-2002 12:30:23	Twilight	51.500	169	46Gam Hya	2.9910	4700.0	103	4128	No
261	GOM_NL__2PRFIN20021214_123210_000000462012_00066_04128_9940.N1	14-DEC-2002 12:32:10	Twilight	45.500	54	5The Cen	2.0550	4500.0	91	4128	No
262	GOM_NL__2PRFIN20021214_123425_000000422012_00066_04128_9941.N1	14-DEC-2002 12:34:25	Dark	41.500	78	Alp Lup	2.3040	28000.	83	4128	No
263	GOM_NL__2PRFIN20021214_123802_000000512012_00066_04128_9942.N1	14-DEC-2002 12:38:02	Dark	51.000	4	Alp1Cen	-0.010000	5800.0	102	4128	No
264	GOM_NL__2PRFIN20021214_123941_000000472012_00067_04129_9906.N1	14-DEC-2002 12:39:41	Dark	46.500	20	Bet Cru	1.2530	30000.	93	4129	No
265	GOM_NL__2PRFIN20021214_124146_000000392012_00067_04129_9907.N1	14-DEC-2002 12:41:46	Dark	38.500	112	Alp Mus	2.6880	26000.	77	4129	No
266	GOM_NL__2PRFIN20021214_124630_000000392012_00067_04129_9908.N1	14-DEC-2002 12:46:30	Dark	39.000	29	Bet Car	1.6720	10200.	78	4129	No
267	GOM_NL__2PRFIN20021214_124924_000000682012_00067_04129_9909.N1	14-DEC-2002 12:49:24	Dark	67.500	65	Lam Vel	2.2040	4400.0	135	4129	No
268	GOM_NL__2PRFIN20021214_125140_000000482012_00067_04129_9910.N1	14-DEC-2002 12:51:40	Dark	48.000	34	Gam2Vel	1.7930	23000.	96	4129	No
269	GOM_NL__2PRFIN20021214_125355_000000552012_00067_04129_9911.N1	14-DEC-2002 12:53:55	Dark	55.000	2	Alp Car	-0.73600	7000.0	110	4129	No
270	GOM_NL__2PRFIN20021214_125635_000000592012_00067_04129_9912.N1	14-DEC-2002 12:56:35	Dark	59.000	117	Pi Pup	2.7060	3800.0	118	4129	No
271	GOM_NL__2PRFIN20021214_125954_000000572012_00067_04129_9913.N1	14-DEC-2002 12:59:54	Straylight	56.500	23	21Eps CMa	1.5020	26000.	113	4129	No
272	GOM_NL__2PRFIN20021214_130144_000000552012_00067_04129_9914.N1	14-DEC-2002 13:01:44	Straylight	54.500	179	24Omi2CMa	3.0320	24000.	109	4129	No
273	GOM_NL__2PRFIN20021214_130453_000000642012_00067_04129_9915.N1	14-DEC-2002 13:04:53	Straylight	64.000	1	9Alp CMa	-1.4400	11000.	128	4129	No
274	GOM_NL__2PRFIN20021214_130810_000000542012_00067_04129_9916.N1	14-DEC-2002 13:08:10	Straylight	53.500	7	19Bet Ori	0.10000	14000.	107	4129	No
275	GOM_NL__2PRFIN20021214_131029_000000532012_00067_04129_9917.N1	14-DEC-2002 13:10:29	Straylight	53.000	30	46Eps Ori	1.6940	30000.	106	4129	No
276	GOM_NL__2PRFIN20021214_131252_000000512012_00067_04129_9918.N1	14-DEC-2002 13:12:52	Twi_and_stray	51.000	27	24Gam Ori	1.6360	26000.	102	4129	No
277	GOM_NL__2PRFIN20021214_131533_000000552012_00067_04129_9919.N1	14-DEC-2002 13:15:33	Twi_and_stray	54.500	13	87Alp Tau	0.86700	3800.0	109	4129	No
278	GOM_NL__2PRFIN20021214_131740_000000362012_00067_04129_9920.N1	14-DEC-2002 13:17:40	Bright	36.000	146	25Eta Tau	2.8730	15200.	72	4129	No

279	GOM_NL__2PRFIN20021214_131951_000000382012_00067_04129_9921.N1	14-DEC-2002 13:19:51	Bright	38.000	150	44Zet Per	2.8900	28000.	76	4129	No
280	GOM_NL__2PRFIN20021214_132210_000000362012_00067_04129_9922.N1	14-DEC-2002 13:22:10	Bright	35.500	149	45Eps Per	2.8880	30000.	71	4129	No
281	GOM_NL__2PRFIN20021214_132420_000000372012_00067_04129_9923.N1	14-DEC-2002 13:24:20	Bright	37.000	175	39Del Per	3.0100	19400.	74	4129	No
282	GOM_NL__2PRFIN20021214_132603_000000362012_00067_04129_9924.N1	14-DEC-2002 13:26:03	Bright	36.000	160	23Gam Per	2.9300	4700.0	72	4129	No
283	GOM_NL__2PRFIN20021214_132910_000000362012_00067_04129_9925.N1	14-DEC-2002 13:29:10	Bright	36.000	110	37Del Cas	2.6780	8900.0	72	4129	No
284	GOM_NL__2PRFIN20021214_133603_000000362012_00067_04129_9926.N1	14-DEC-2002 13:36:03	Bright	36.000	49	1Alp UMi	1.9900	6300.0	72	4129	No
285	GOM_NL__2PRFIN20021214_134046_000000332012_00067_04129_9927.N1	14-DEC-2002 13:40:46	Bright	33.000	60	7Bet UMi	2.0810	3950.0	66	4129	No
286	GOM_NL__2PRFIN20021214_134249_000000512012_00067_04129_9928.N1	14-DEC-2002 13:42:49	Bright	50.500	82	48Bet UMa	2.3650	10600.	101	4129	No
287	GOM_NL__2PRFIN20021214_134528_000000422012_00067_04129_9929.N1	14-DEC-2002 13:45:28	Bright	41.500	32	77Eps UMa	1.7630	11000.	83	4129	No
288	GOM_NL__2PRFIN20021214_134759_000000402012_00067_04129_9930.N1	14-DEC-2002 13:47:59	Bright	40.000	39	85Eta UMa	1.8540	24000.	80	4129	No
289	GOM_NL__2PRFIN20021214_135116_000000542012_00067_04129_9931.N1	14-DEC-2002 13:51:16	Bright	54.000	180	27Gam Boo	3.0400	8000.0	108	4129	No
290	GOM_NL__2PRFIN20021214_135427_000000372012_00067_04129_9932.N1	14-DEC-2002 13:54:27	Bright	36.500	83		2.3780	11000.	73	4129	No
291	GOM_NL__2PRFIN20021214_135743_000000582012_00067_04129_9933.N1	14-DEC-2002 13:57:43	Bright	58.000	111	8Eta Boo	2.6800	6000.0	116	4129	No
292	GOM_NL__2PRFIN20021214_140133_000000502012_00067_04129_9934.N1	14-DEC-2002 14:01:33	Bright	50.000	138	47Eps Vir	2.8280	4700.0	100	4129	No
293	GOM_NL__2PRFIN20021214_140425_000001002012_00067_04129_9935.N1	14-DEC-2002 14:04:25	Twilight	99.500	62	94Bet Leo	2.1360	9700.0	199	4129	No
294	GOM_NL__2PRFIN20021214_140730_000000532012_00067_04129_9936.N1	14-DEC-2002 14:07:30	Twilight	52.500	15	67Alp Vir	0.97600	28000.	105	4129	No
295	GOM_NL__2PRFIN20021214_141100_000000492012_00067_04129_9937.N1	14-DEC-2002 14:11:00	Twilight	48.500	169	46Gam Hya	2.9910	4700.0	97	4129	No
296	GOM_NL__2PRFIN20021214_141247_000000452012_00067_04129_9938.N1	14-DEC-2002 14:12:47	Twilight	44.500	54	5The Cen	2.0550	4500.0	89	4129	No
297	GOM_NL__2PRFIN20021214_141501_000000372012_00067_04129_9939.N1	14-DEC-2002 14:15:01	Dark	37.000	78	Alp Lup	2.3040	28000.	74	4129	No
298	GOM_NL__2PRFIN20021214_141838_000000432012_00067_04129_9940.N1	14-DEC-2002 14:18:38	Dark	42.500	4	Alp1Cen	-0.010000	5800.0	85	4129	No
299	GOM_NL__2PRFIN20021214_142018_000000402012_00068_04130_9904.N1	14-DEC-2002 14:20:18	Dark	39.500	20	Bet Cru	1.2530	30000.	79	4130	No
300	GOM_NL__2PRFIN20021214_142222_000000372012_00068_04130_9905.N1	14-DEC-2002 14:22:22	Dark	37.000	112	Alp Mus	2.6880	26000.	74	4130	No
301	GOM_NL__2PRFIN20021214_142707_000000402012_00068_04130_9906.N1	14-DEC-2002 14:27:07	Dark	39.500	29	Bet Car	1.6720	10200.	79	4130	No
302	GOM_NL__2PRFIN20021214_142935_000000452012_00068_04130_9907.N1	14-DEC-2002 14:29:35	Dark	45.000	41	Eps Car	1.8600	4100.0	90	4130	No
303	GOM_NL__2PRFIN20021214_143217_000000472012_00068_04130_9908.N1	14-DEC-2002 14:32:17	Dark	47.000	34	Gam2Vel	1.7930	23000.	94	4130	No
304	GOM_NL__2PRFIN20021214_143432_000000532012_00068_04130_9909.N1	14-DEC-2002 14:34:32	Dark	53.000	2	Alp Car	-0.73600	7000.0	106	4130	No
305	GOM_NL__2PRFIN20021214_143712_000000542012_00068_04130_9910.N1	14-DEC-2002 14:37:12	Dark	53.500	117	Pi Pup	2.7060	3800.0	107	4130	No
306	GOM_NL__2PRFIN20021214_144031_000000582012_00068_04130_9911.N1	14-DEC-2002 14:40:31	Straylight	57.500	23	21Eps CMa	1.5020	26000.	115	4130	No
307	GOM_NL__2PRFIN20021214_144221_000000572012_00068_04130_9912.N1	14-DEC-2002 14:42:21	Straylight	56.500	179	24Omi2CMa	3.0320	24000.	113	4130	No
308	GOM_NL__2PRFIN20021214_144529_000000672012_00068_04130_9913.N1	14-DEC-2002 14:45:29	Straylight	66.500	1	9Alp CMa	-1.4400	11000.	133	4130	No
309	GOM_NL__2PRFIN20021214_144846_000000512012_00068_04130_9914.N1	14-DEC-2002 14:48:46	Straylight	50.500	7	19Bet Ori	0.10000	14000.	101	4130	No
310	GOM_NL__2PRFIN20021214_145105_000000522012_00068_04130_9915.N1	14-DEC-2002 14:51:05	Straylight	52.000	30	46Eps Ori	1.6940	30000.	104	4130	No
311	GOM_NL__2PRFIN20021214_145420_000000602012_00068_04130_9916.N1	14-DEC-2002 14:54:20	Twilight	59.500	14	58Alp Ori	0.87000	3000.0	119	4130	No
312	GOM_NL__2PRFIN20021214_145609_000000552012_00068_04130_9917.N1	14-DEC-2002 14:56:09	Twilight	55.000	13	87Alp Tau	0.86700	3800.0	110	4130	No
313	GOM_NL__2PRFIN20021214_145817_000000382012_00068_04130_9918.N1	14-DEC-2002 14:58:17	Bright	37.500	146	25Eta Tau	2.8730	15200.	75	4130	No
314	GOM_NL__2PRFIN20021214_150026_000000382012_00068_04130_9919.N1	14-DEC-2002 15:00:26	Bright	37.500	150	44Zet Per	2.8900	28000.	75	4130	No
315	GOM_NL__2PRFIN20021214_150244_000000372012_00068_04130_9920.N1	14-DEC-2002 15:02:44	Bright	36.500	149	45Eps Per	2.8880	30000.	73	4130	No
316	GOM_NL__2PRFIN20021214_150455_000000372012_00068_04130_9921.N1	14-DEC-2002 15:04:55	Bright	36.500	175	39Del Per	3.0100	19400.	73	4130	No
317	GOM_NL__2PRFIN20021214_150638_000000382012_00068_04130_9922.N1	14-DEC-2002 15:06:38	Bright	37.500	160	23Gam Per	2.9300	4700.0	75	4130	No
318	GOM_NL__2PRFIN20021214_150946_000000372012_00068_04130_9923.N1	14-DEC-2002 15:09:46	Bright	37.000	110	37Del Cas	2.6780	8900.0	74	4130	No
319	GOM_NL__2PRFIN20021214_151637_000000392012_00068_04130_9924.N1	14-DEC-2002 15:16:37	Bright	38.500	49	1Alp UMi	1.9900	6300.0	77	4130	No
320	GOM_NL__2PRFIN20021214_152120_000000392012_00068_04130_9925.N1	14-DEC-2002 15:21:20	Bright	38.500	60	7Bet UMi	2.0810	3950.0	77	4130	No
321	GOM_NL__2PRFIN20021214_152323_000000532012_00068_04130_9926.N1	14-DEC-2002 15:23:23	Bright	52.500	82	48Bet UMa	2.3650	10600.	105	4130	No
322	GOM_NL__2PRFIN20021214_152603_000000442012_00068_04130_9927.N1	14-DEC-2002 15:26:03	Bright	43.500	32	77Eps UMa	1.7630	11000.	87	4130	No
323	GOM_NL__2PRFIN20021214_152834_000000422012_00068_04130_9928.N1	14-DEC-2002 15:28:34	Bright	41.500	39	85Eta UMa	1.8540	24000.	83	4130	No
324	GOM_NL__2PRFIN20021214_153151_000000392012_00068_04130_9929.N1	14-DEC-2002 15:31:51	Bright	38.500	180	27Gam Boo	3.0400	8000.0	77	4130	No
325	GOM_NL__2PRFIN20021214_153502_000000382012_00068_04130_9930.N1	14-DEC-2002 15:35:02	Bright	38.000	83		2.3780	11000.	76	4130	No
326	GOM_NL__2PRFIN20021214_153818_000000432012_00068_04130_9931.N1	14-DEC-2002 15:38:18	Bright	43.000	111	8Eta Boo	2.6800	6000.0	86	4130	No
327	GOM_NL__2PRFIN20021214_154209_000000512012_00068_04130_9932.N1	14-DEC-2002 15:42:09	Bright	50.500	138	47Eps Vir	2.8280	4700.0	101	4130	No
328	GOM_NL__2PRFIN20021214_154502_000000992012_00068_04130_9933.N1	14-DEC-2002 15:45:02	Twilight	99.000	62	94Bet Leo	2.1360	9700.0	198	4130	No
329	GOM_NL__2PRFIN20021214_154806_000000522012_00068_04130_9934.N1	14-DEC-2002 15:48:06	Twilight	51.500	15	67Alp Vir	0.97600	28000.	103	4130	No
330	GOM_NL__2PRFIN20021214_155135_000000492012_00068_04130_9935.N1	14-DEC-2002 15:51:35	Twilight	48.500	169	46Gam Hya	2.9910	4700.0	97	4130	No
331	GOM_NL__2PRFIN20021214_155322_000000442012_00068_04130_9936.N1	14-DEC-2002 15:53:22	Twilight	43.500	54	5The Cen	2.0550	4500.0	87	4130	No
332	GOM_NL__2PRFIN20021214_155536_000000412012_00068_04130_9937.N1	14-DEC-2002 15:55:36	Dark	41.000	78	Alp Lup	2.3040	28000.	82	4130	No
333	GOM_NL__2PRFIN20021214_155858_000000422012_00068_04130_9938.N1	14-DEC-2002 15:58:58	Dark	41.500	64	Gam Cen	2.2000	10600.	83	4130	No
334	GOM_NL__2PRFIN20021214_160052_000000482012_00069_04131_9902.N1	14-DEC-2002 16:00:52	Dark	47.500	26	Gam Cru	1.6240	2900.0	95	4131	No
335	GOM_NL__2PRFIN20021214_160258_000000382012_00069_04131_9903.N1	14-DEC-2002 16:02:58	Dark	38.000	112	Alp Mus	2.6880	26000.	76	4131	No
336	GOM_NL__2PRFIN20021214_160742_000000422012_00069_04131_9904.N1	14-DEC-2002 16:07:42	Dark	41.500	29	Bet Car	1.6720	10200.	83	4131	No
337	GOM_NL__2PRFIN20021214_161010_000000472012_00069_04131_9905.N1	14-DEC-2002 16:10:10	Dark	46.500	41	Eps Car	1.8600	4100.0	93	4131	No





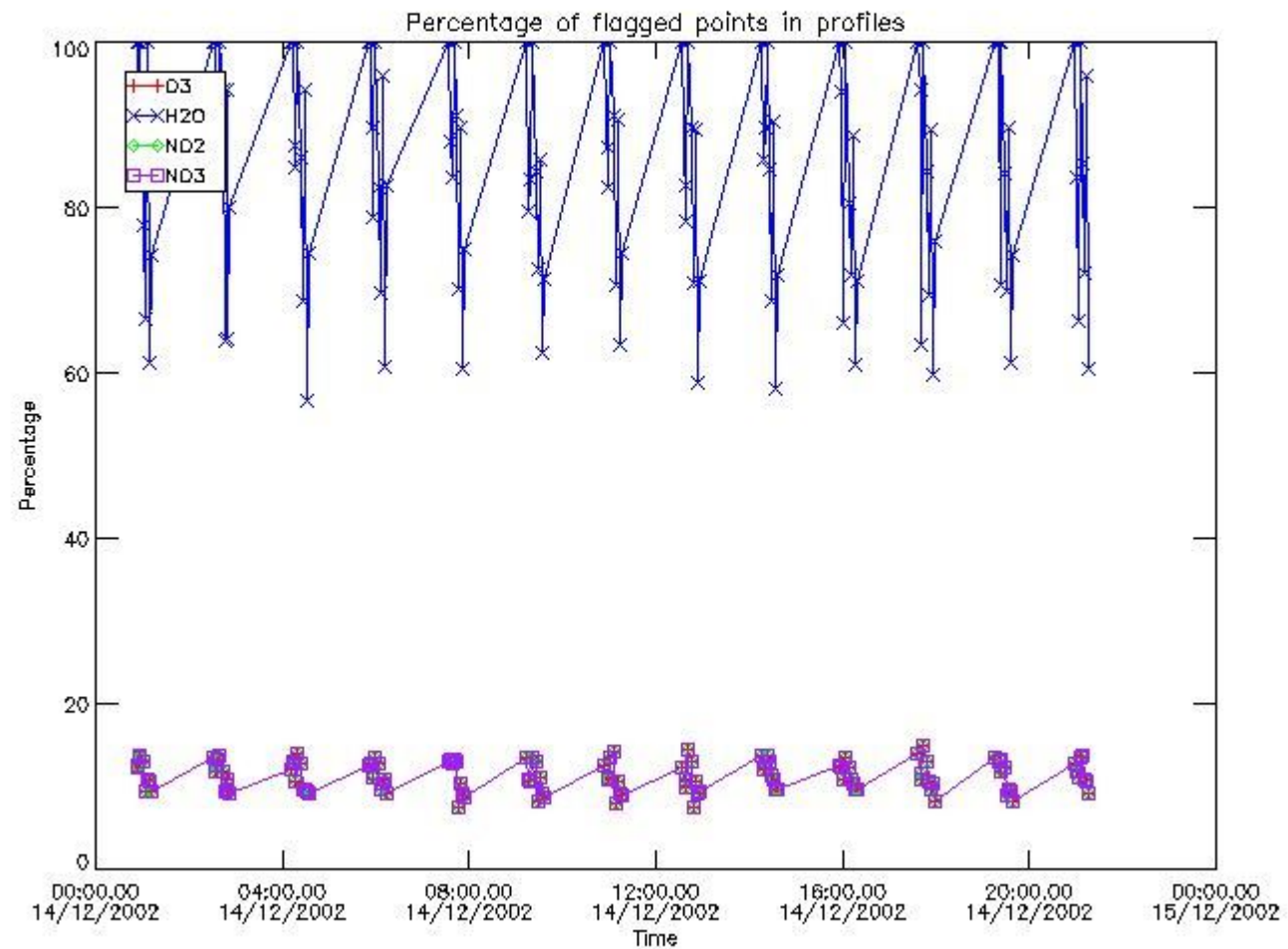


456	GOM_NL__2PRFIN20021214_232938_000000382012_00073_04135_0380.N1	14-DEC-2002 23:29:38	Bright	37.500	160	23Gam Per	2.9300	4700.0	75	4135	No
457	GOM_NL__2PRFIN20021214_233247_000000372012_00073_04135_0381.N1	14-DEC-2002 23:32:47	Bright	36.500	110	37Del Cas	2.6780	8900.0	73	4135	No
458	GOM_NL__2PRFIN20021214_233936_000000522012_00073_04135_0382.N1	14-DEC-2002 23:39:36	Bright	52.000	49	1Alp UMi	1.9900	6300.0	104	4135	No
459	GOM_NL__2PRFIN20021214_234419_000000402012_00073_04135_0383.N1	14-DEC-2002 23:44:19	Bright	40.000	60	7Bet UMi	2.0810	3950.0	80	4135	No
460	GOM_NL__2PRFIN20021214_234617_000000532012_00073_04135_0384.N1	14-DEC-2002 23:46:17	Bright	53.000	82	48Bet UMa	2.3650	10600.	106	4135	No
461	GOM_NL__2PRFIN20021214_234901_000000432012_00073_04135_0385.N1	14-DEC-2002 23:49:01	Bright	43.000	32	77Eps UMa	1.7630	11000.	86	4135	No
462	GOM_NL__2PRFIN20021214_235132_000000432012_00073_04135_0386.N1	14-DEC-2002 23:51:32	Bright	43.000	39	85Eta UMa	1.8540	24000.	86	4135	No
463	GOM_NL__2PRFIN20021214_235450_000000542012_00073_04135_0387.N1	14-DEC-2002 23:54:50	Bright	54.000	180	27Gam Boo	3.0400	8000.0	108	4135	No
464	GOM_NL__2PRFIN20021214_235803_000000382012_00073_04135_0388.N1	14-DEC-2002 23:58:03	Bright	38.000	83		2.3780	11000.	76	4135	No

### 3. Quality information per product

In this section it is plotted some information contained in the Quality Summary data set of the level 2 products. Only products in dark limb conditions and without errors (error flag in the MPH set to "0") are used.


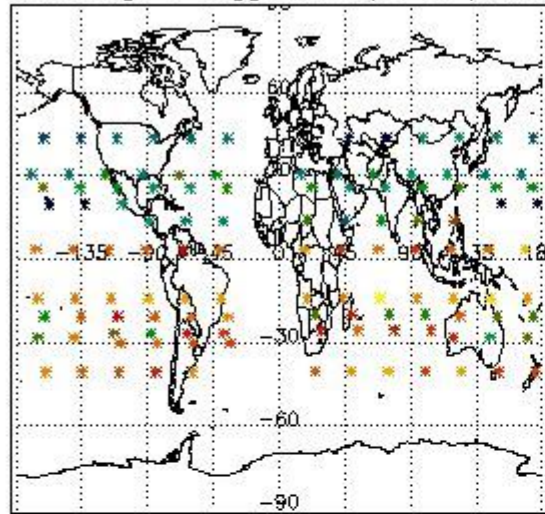
#### 3.1 Plot quality information per product (time dependant)



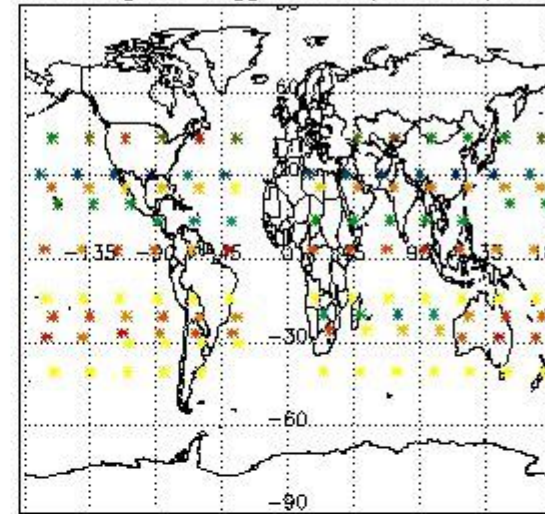
#### 3.2 Plot quality information per product (world map)



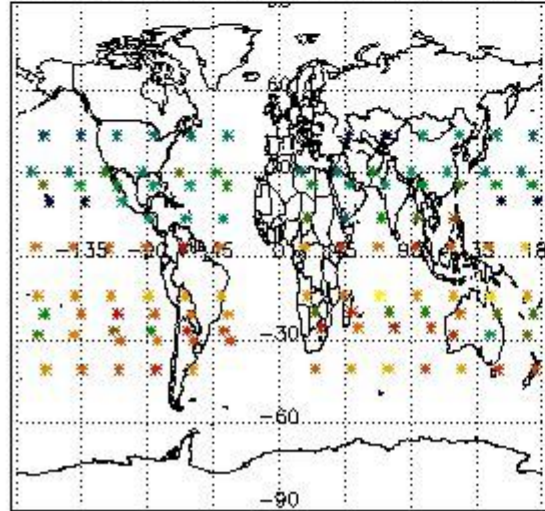
Percentage of flagged data per O3 profile



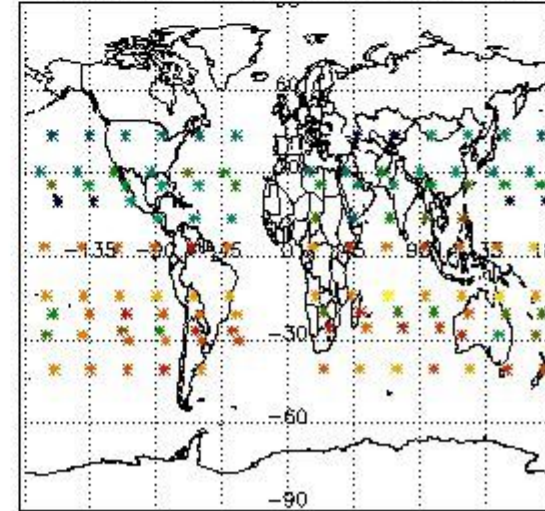
Percentage of flagged data per H2O profile



Percentage of flagged data per NO2 profile



Percentage of flagged data per NO3 profile

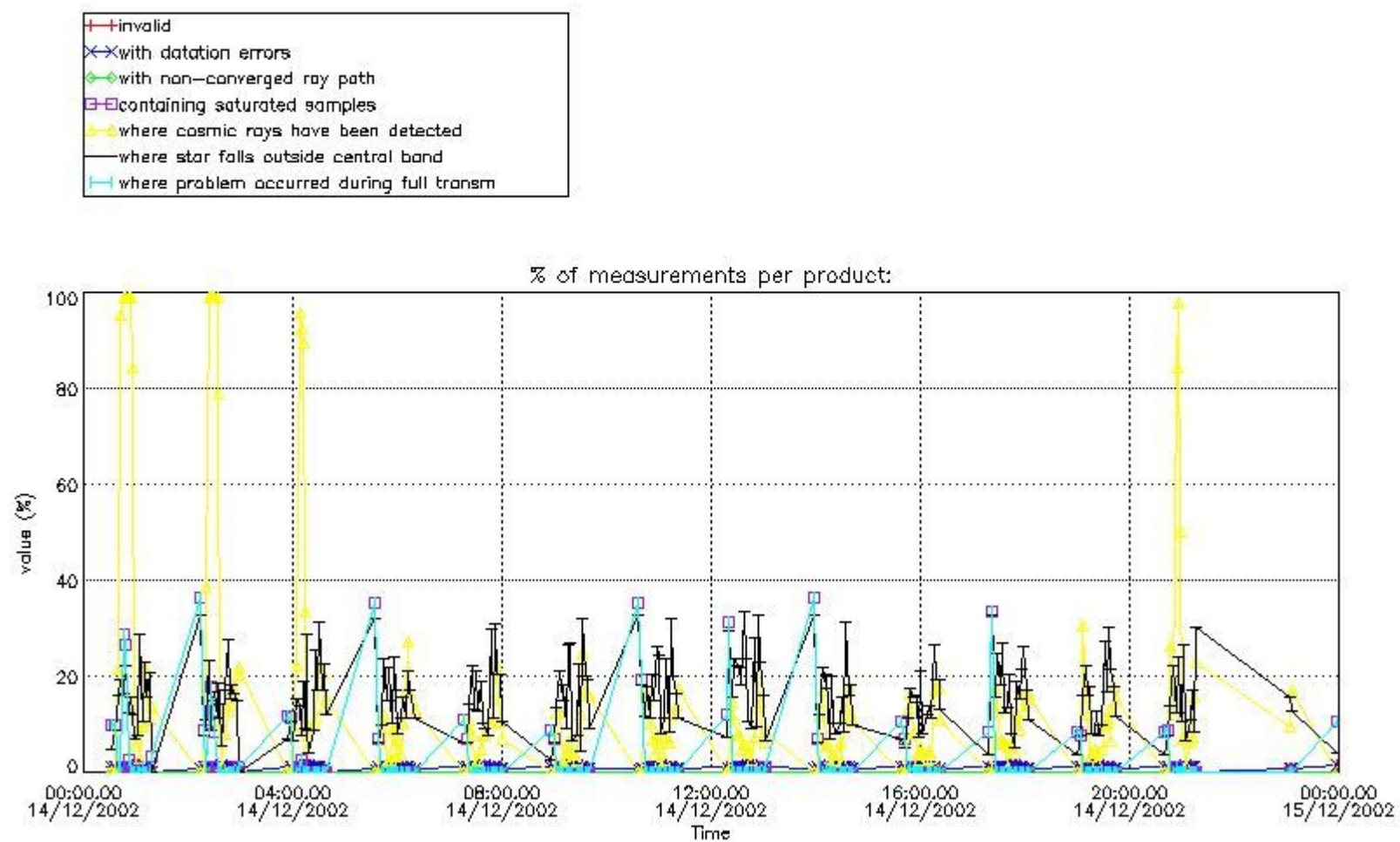


#### 4. Level 1 quality information per product

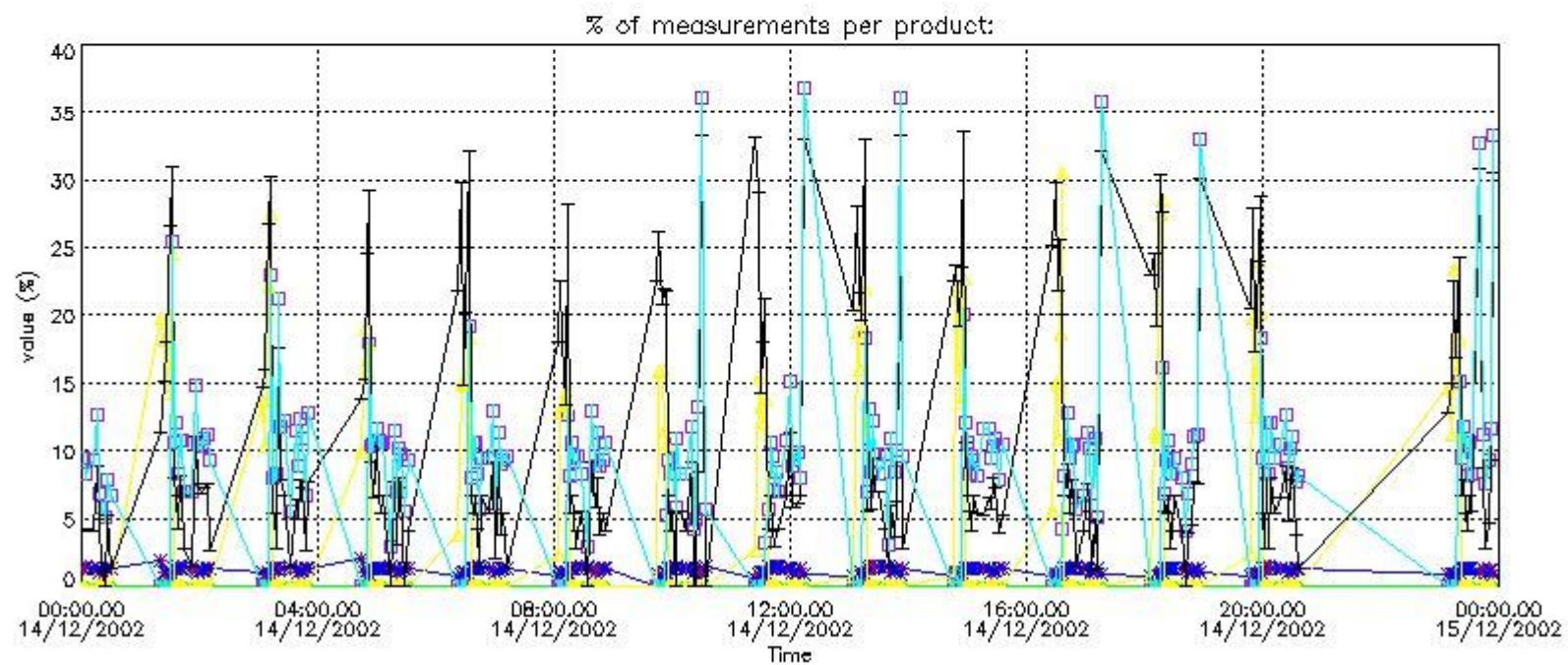
In this section it is plotted some information contained in the Quality Summary data set of the level 2 products that comes from the level 1b processing. Products without errors (error flag in the MPH set to "0") are used.

##### 4.1 Plot quality information per product (time dependant) coming from level 1b processing

###### 4.1.1 Plot level 1 quality information per product (time dependant): ENVISAT ASCENDING passes



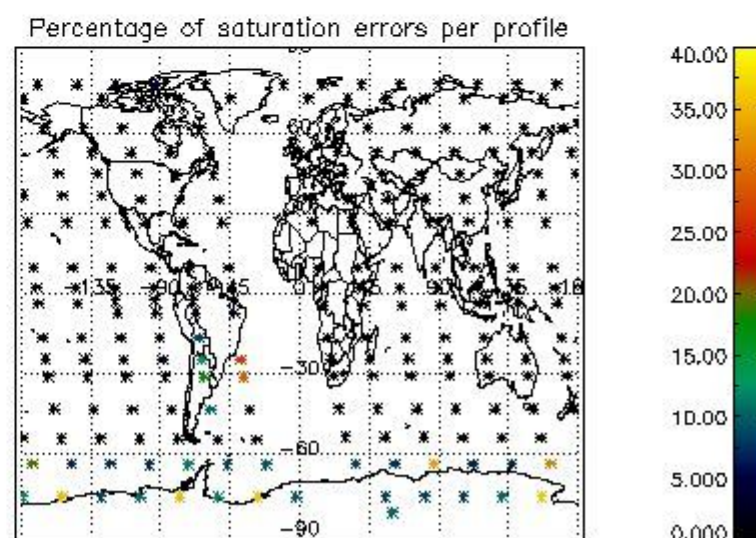
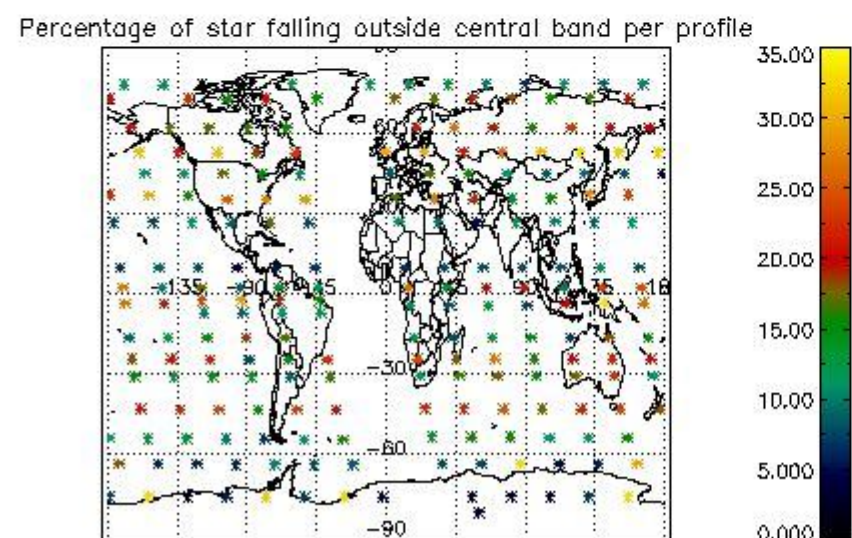
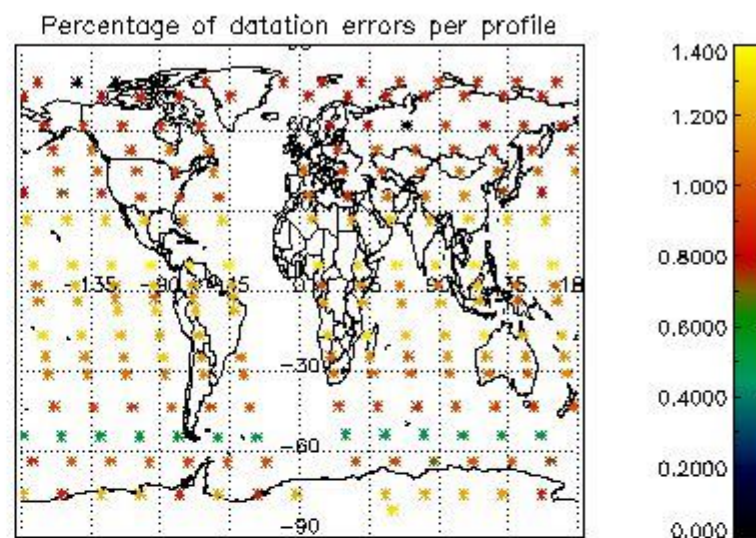
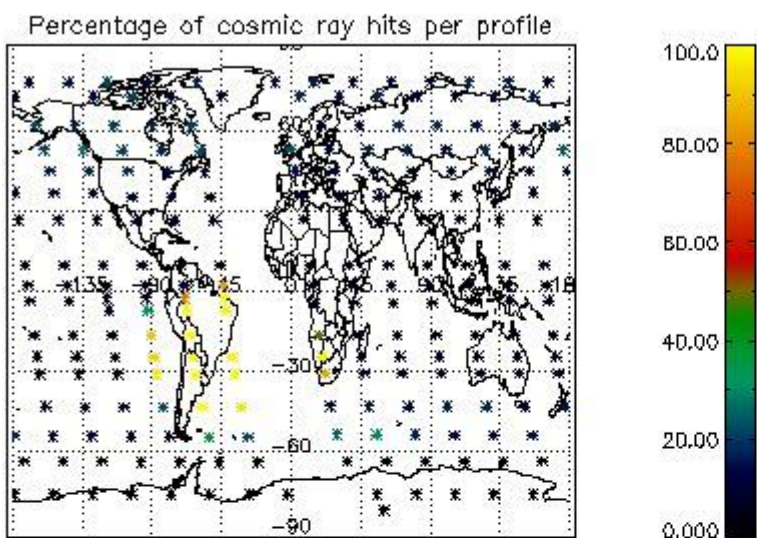
4.1.2 Plot level 1 quality information per product (time dependant): ENVISAT DESCENDING passes



4.2 Plot quality information per product coming from level 1b processing (world map)

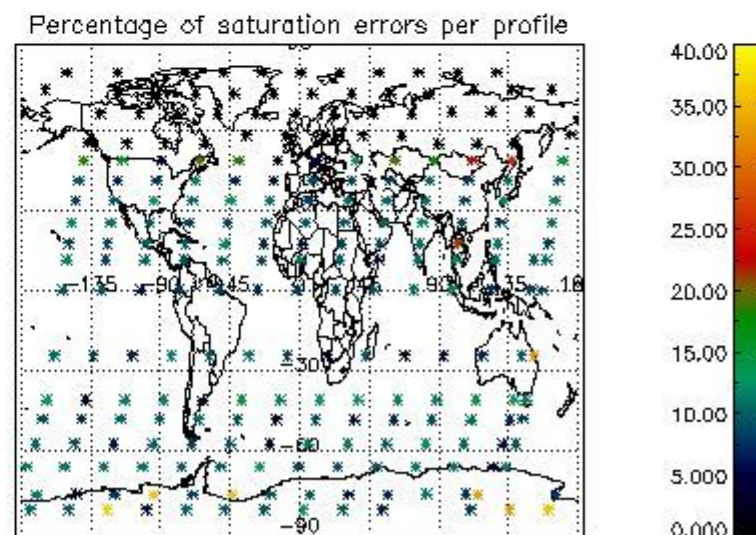
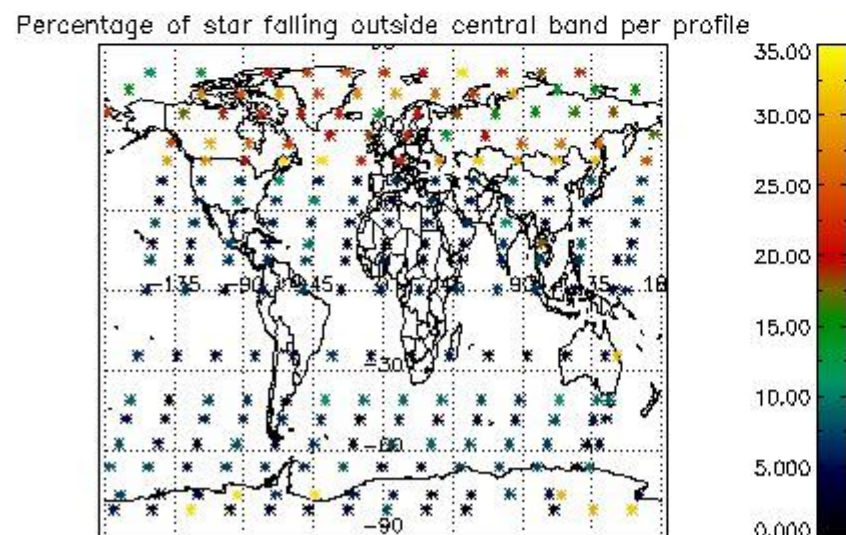
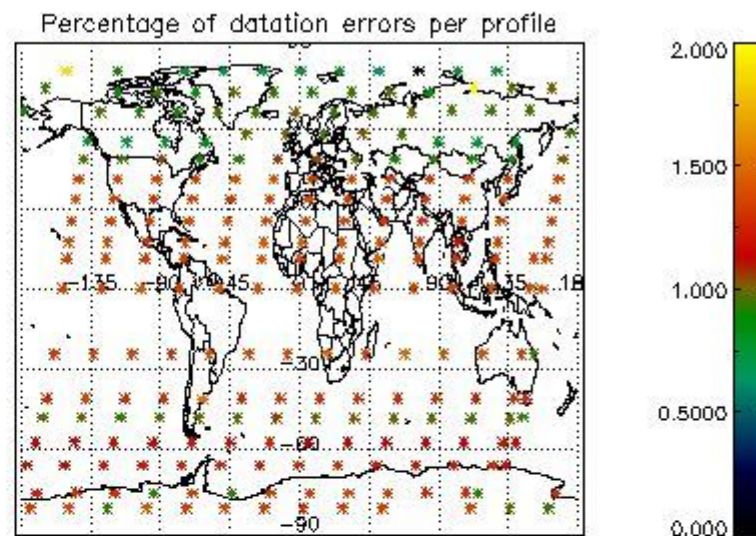
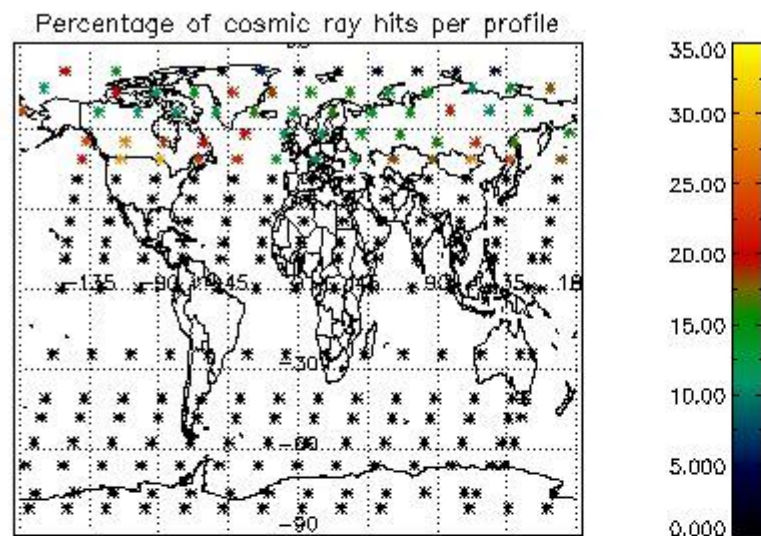
4.2.1 Plot level 1 quality information per product (world map): ENVISAT ASCENDING passes





4.2.2 Plot level 1 quality information per product (world map): ENVISAT DESCENDING passes





## 5. Trace gas profiles

### 5.1 Ozone statistics based on quality of products

The final quality of the products can be "measured" using the STD (Standard Deviation) attached to every point profile. This information is written to the parameter GOM\_NL\_\_2P/NL\_LOCAL\_SPECIES\_DENSITY/o3\_std of the level 2 products. The table below shows the statistics for given STD ranges.

The statistics are given with respect to the overall valid production:

- Products without fatal errors: GOM\_NL\_\_2P/MPH/PRODUCT\_ERR=0
- Valid point profile: GOM\_NL\_\_2P/NL\_LOCAL\_SPECIES\_DENSITY/pcd(0)=0

The 'Criteria' is applied to valid points of dark limb products:

- Products in dark limb illumination condition: GOM\_NL\_\_2P/NL\_SUMMARY\_QUALITY/obs\_ill\_cond=0
- Products without fatal errors: GOM\_NL\_\_2P/MPH/PRODUCT\_ERR=0
- Valid point profile: GOM\_NL\_\_2P/NL\_LOCAL\_SPECIES\_DENSITY/pcd(0)=0

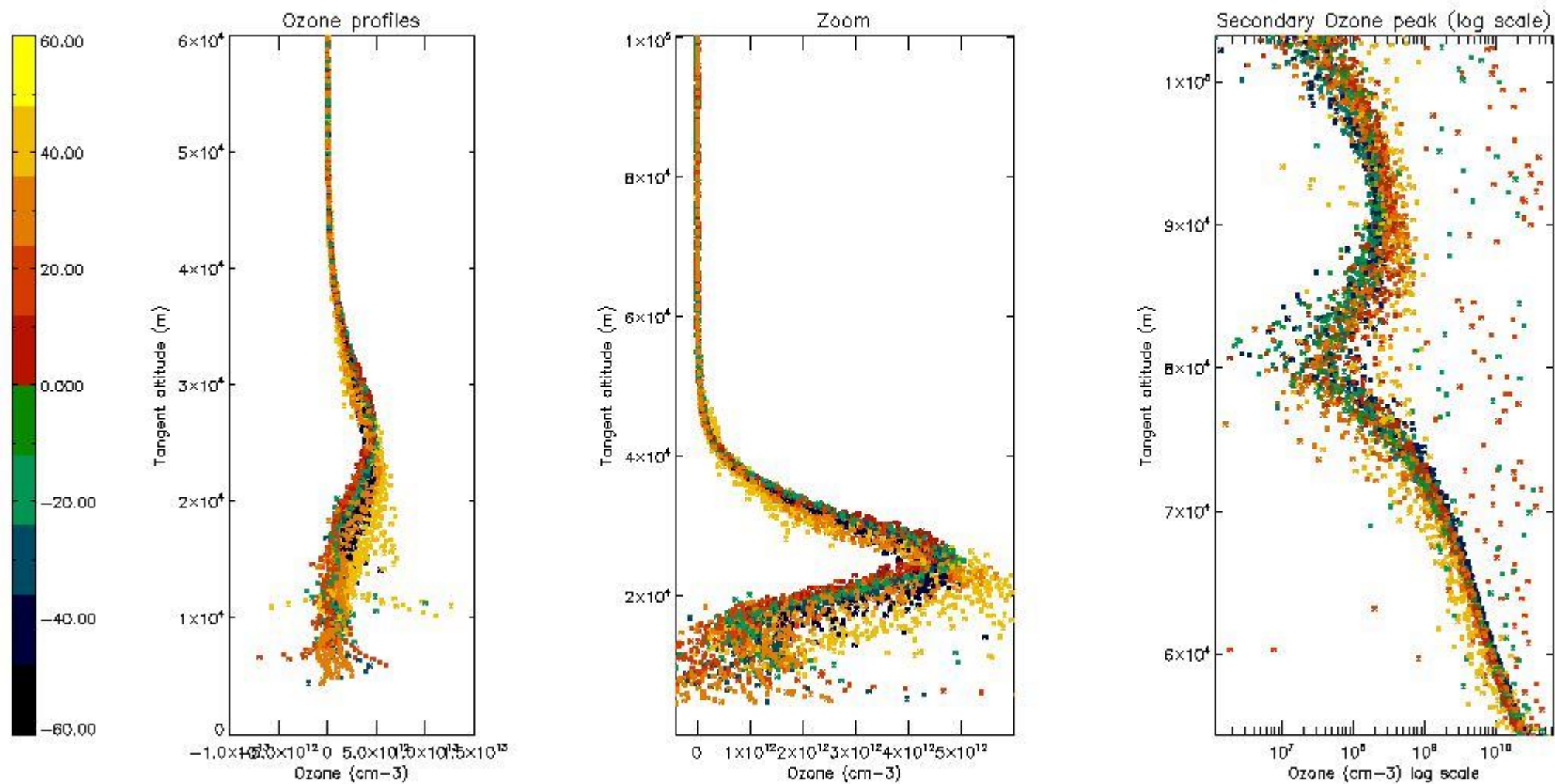
So, the table below shows the percentage of dark limb and valid observations for each criteria with respect to the overall valid daily observations.

Criteria	% of total production
All STD	26
STD < 20	15

STD < 10	13
STD < 5	10

5.2 Plot ozone profiles for all STD (dark without errors)

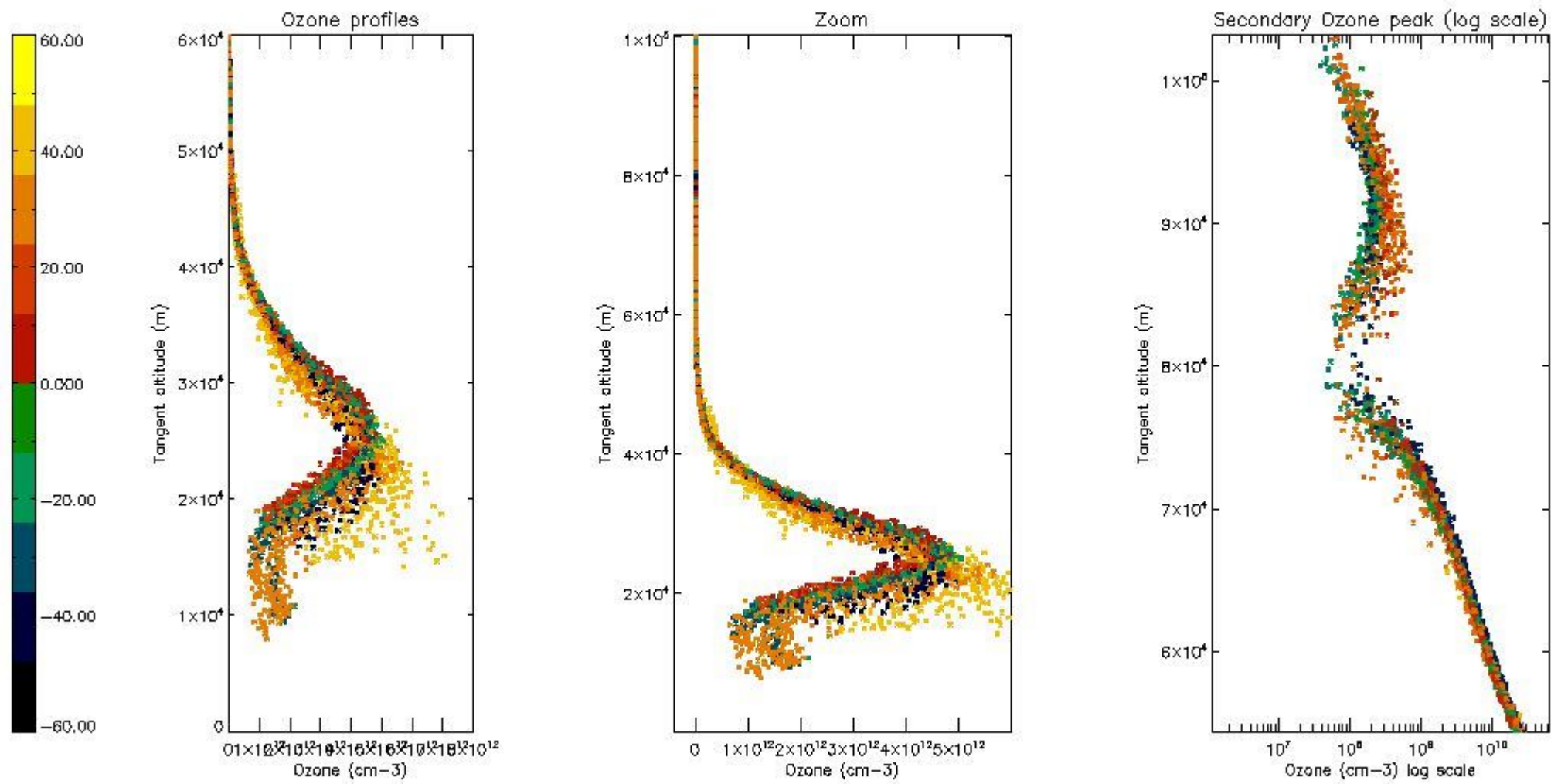
The colorbar represents the latitude.



5.3 Plot ozone profiles where STD < 20% (dark without errors)

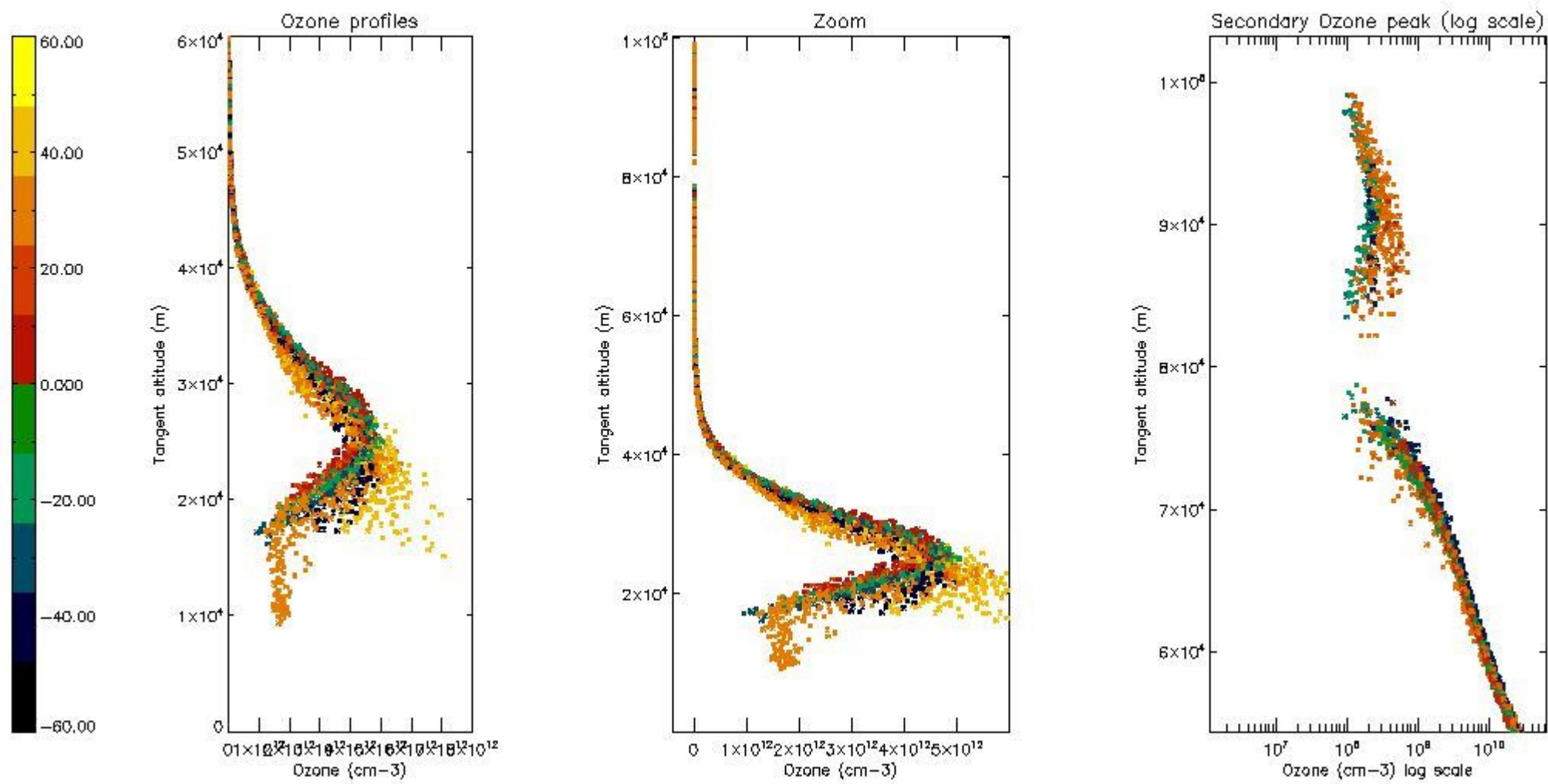
The colorbar represents the latitude.





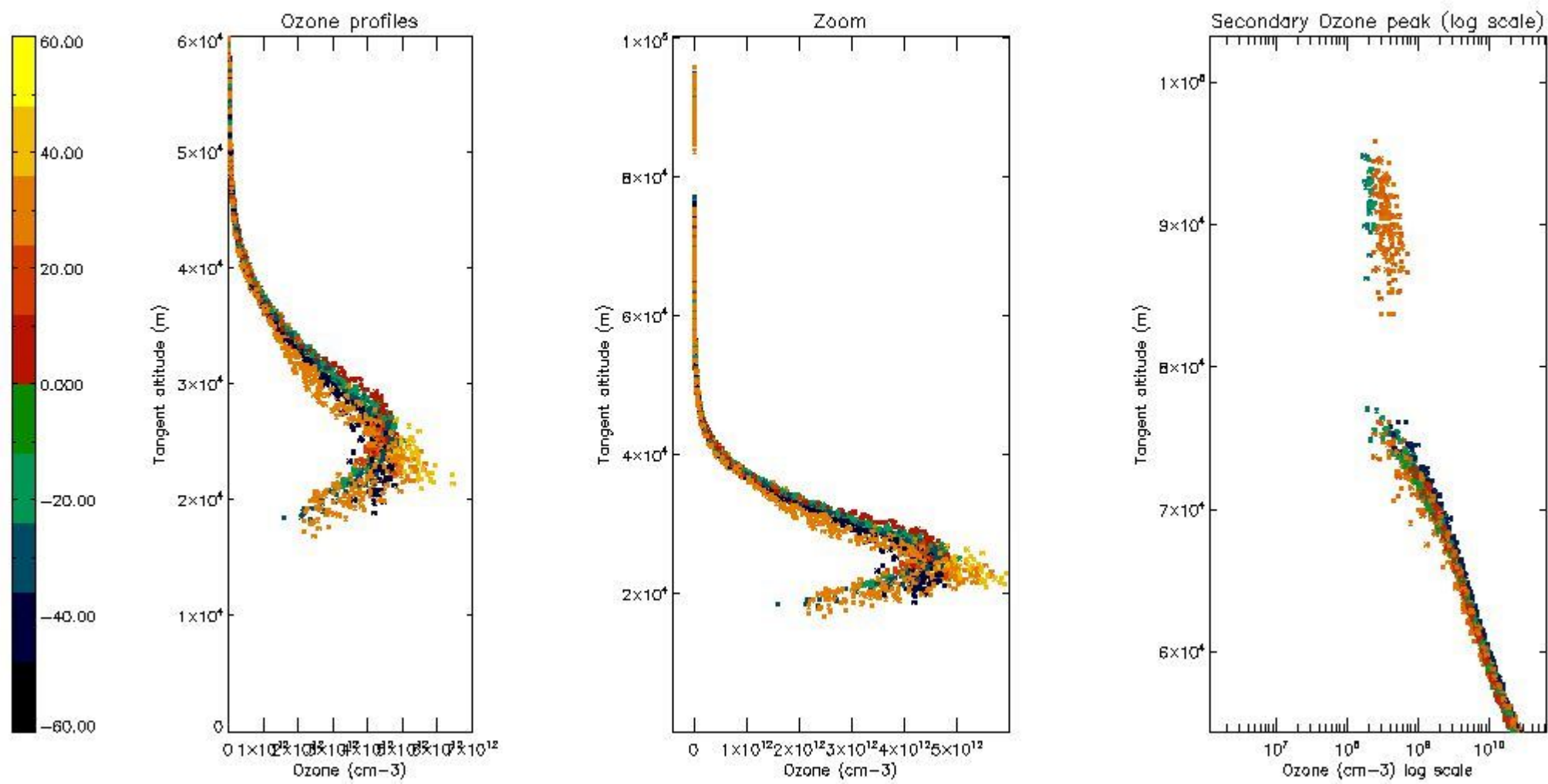
*5.4 Plot ozone profiles where STD < 10% (dark without errors)*

The colorbar represents the latitude.



*5.5 Plot ozone profiles where STD < 5% (dark without errors)*

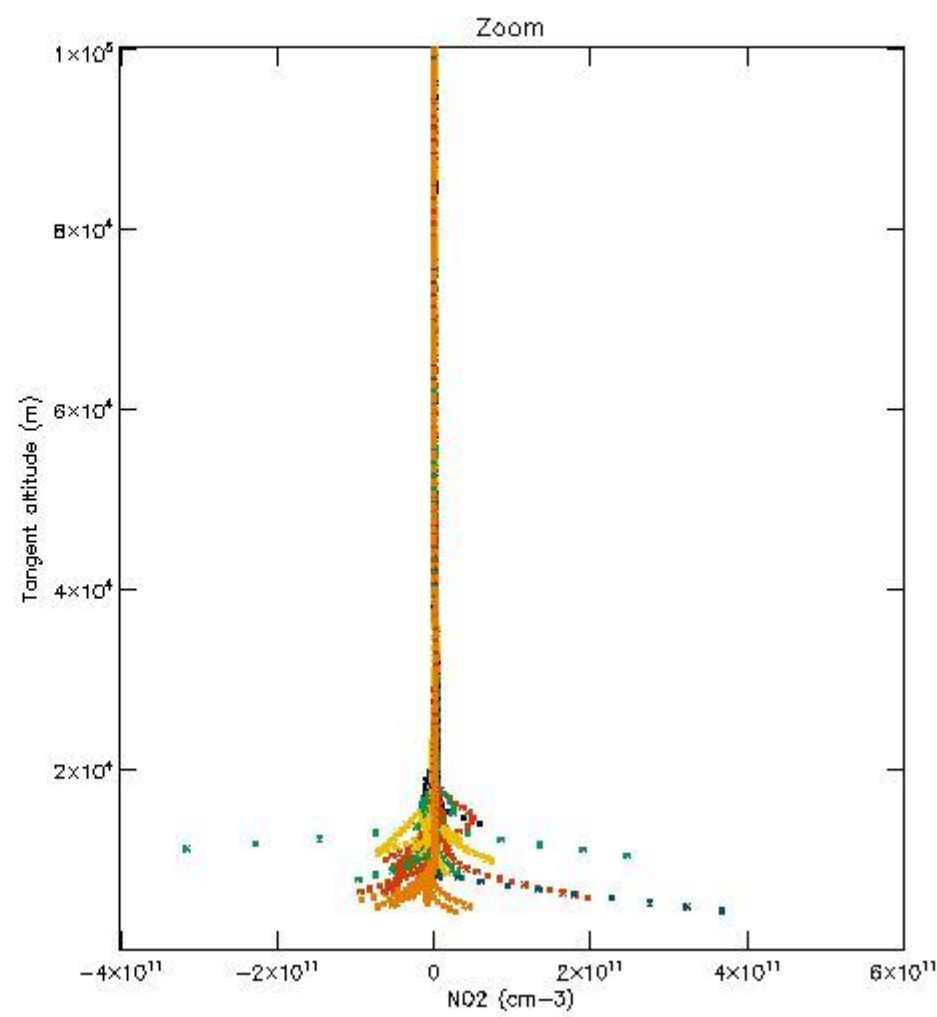
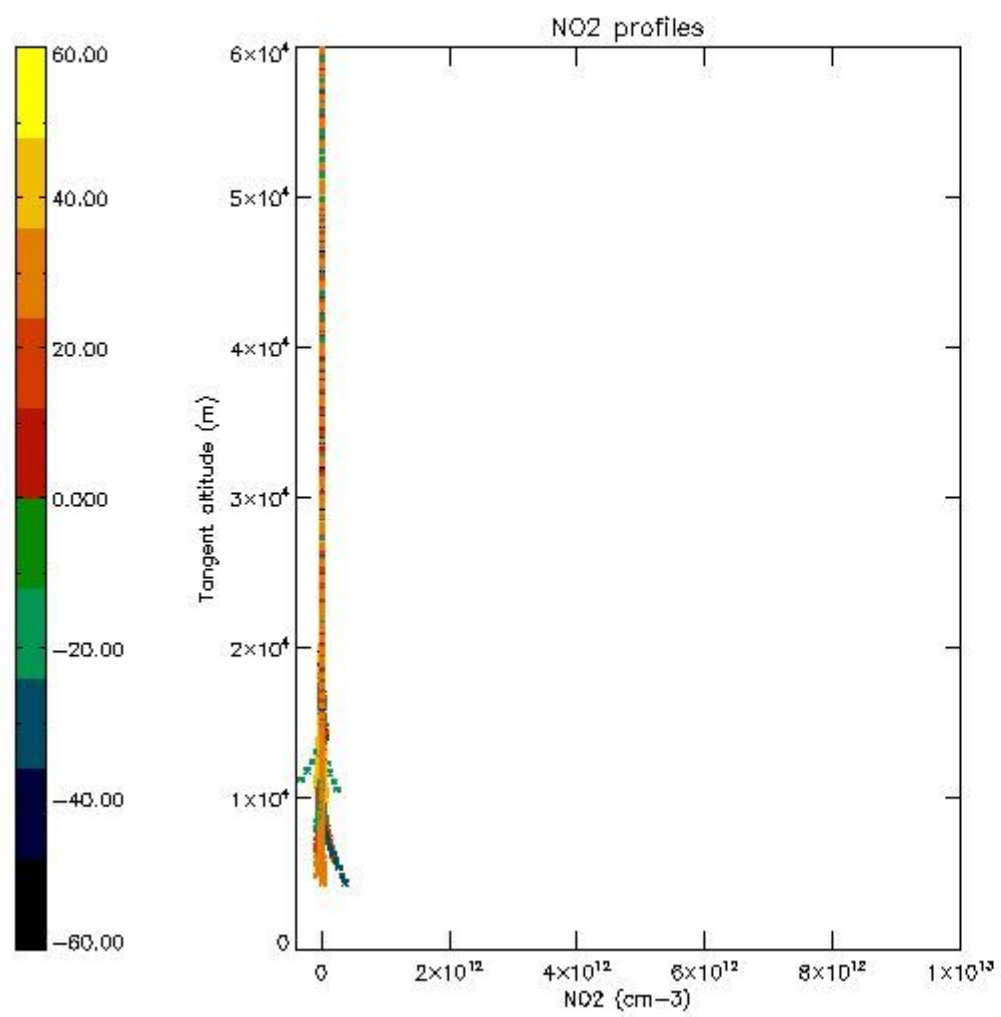
The colorbar represents the latitude.



*5.6 Plot NO<sub>2</sub> profiles for all STD (dark without errors)*

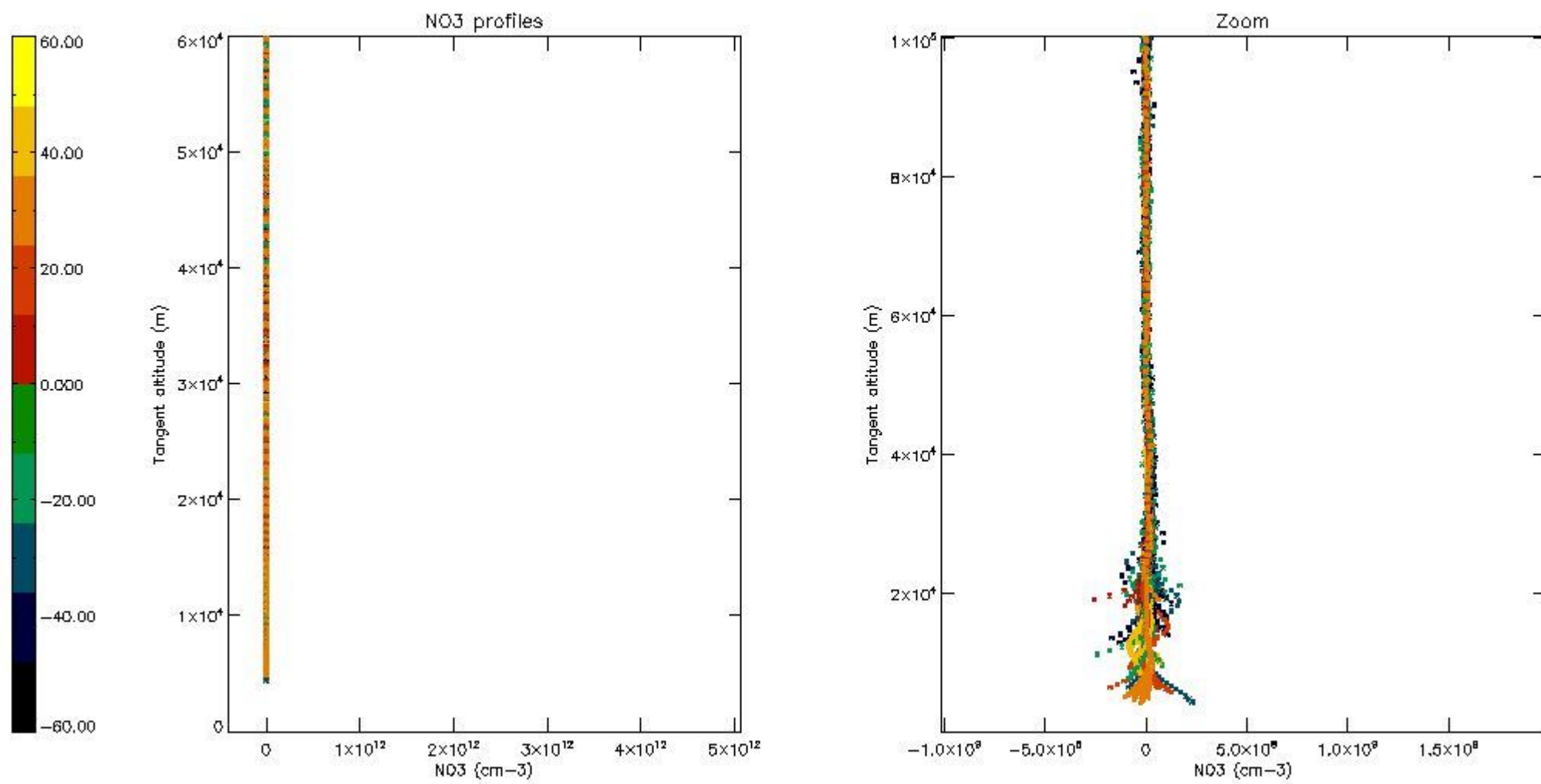
The colorbar represents the latitude.





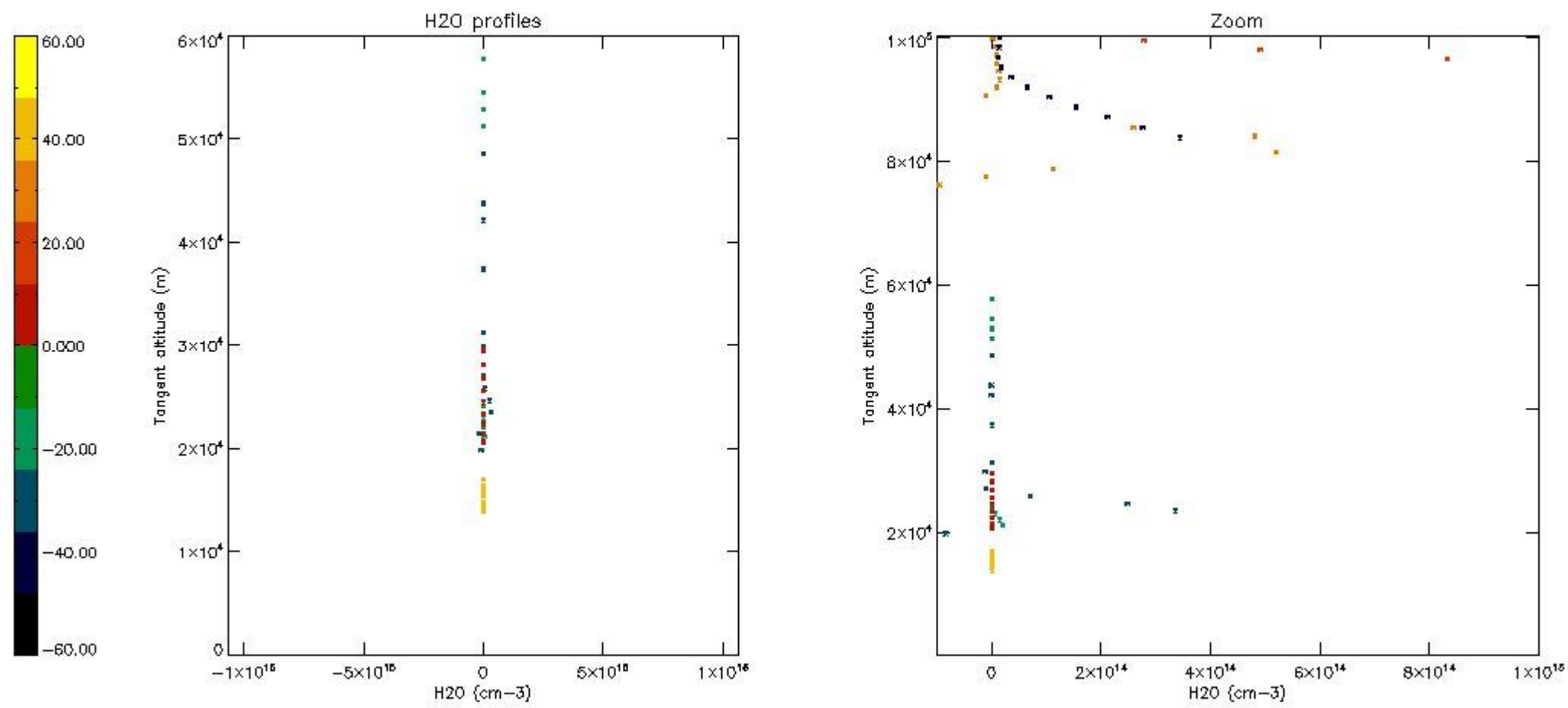
*5.7 Plot NO3 profiles for all STD (dark without errors)*

The colorbar represents the latitude.



5.8 Plot H2O profiles for all STD (only for occultations of stars 1,2,3,4,13,14,16,26,63 dark without errors)

The colorbar represents the latitude.

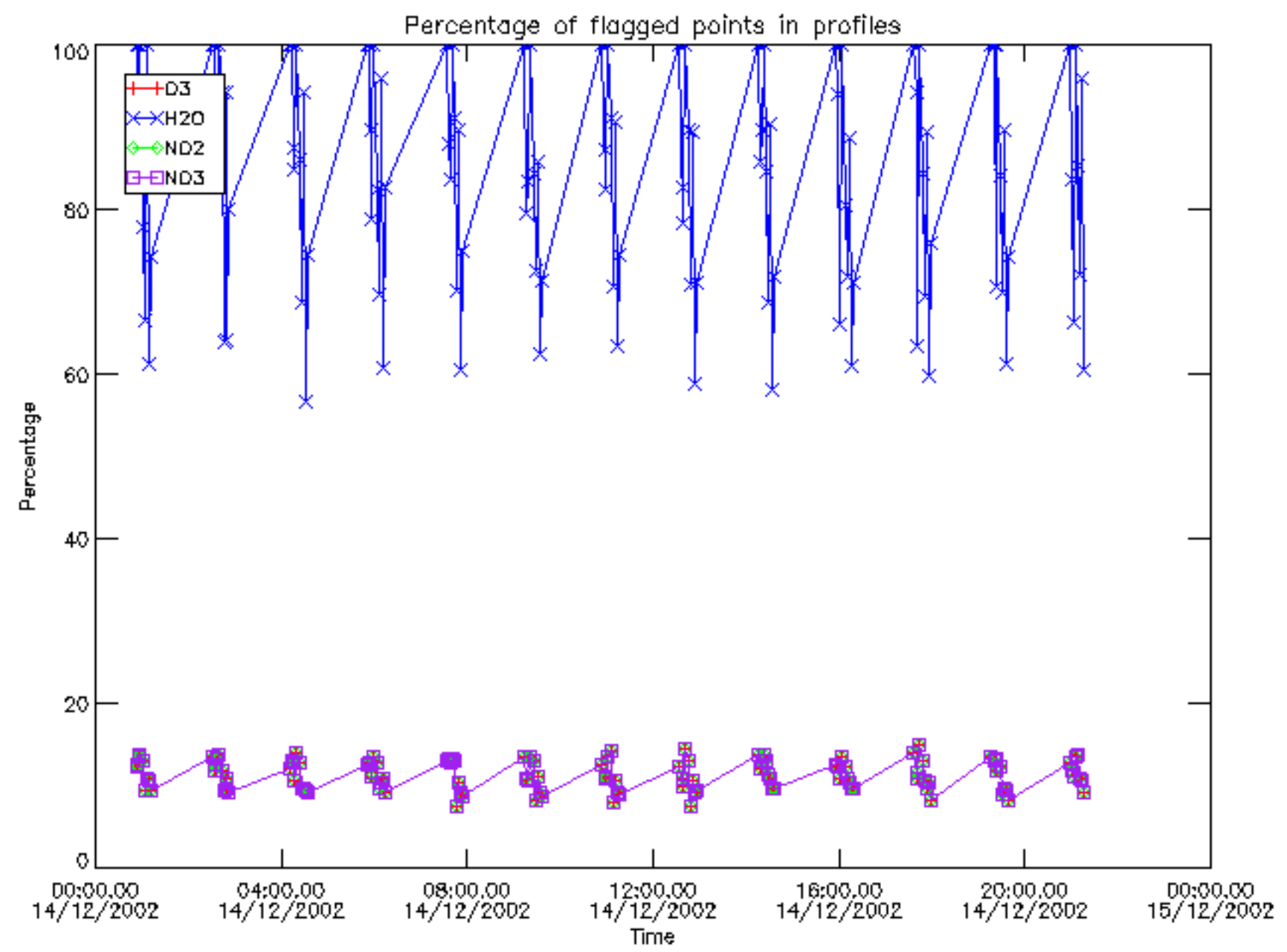


## 6. Auxiliary Data Files used for the production reported in section 2

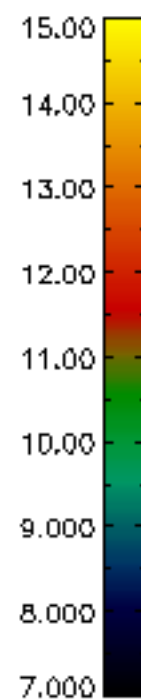
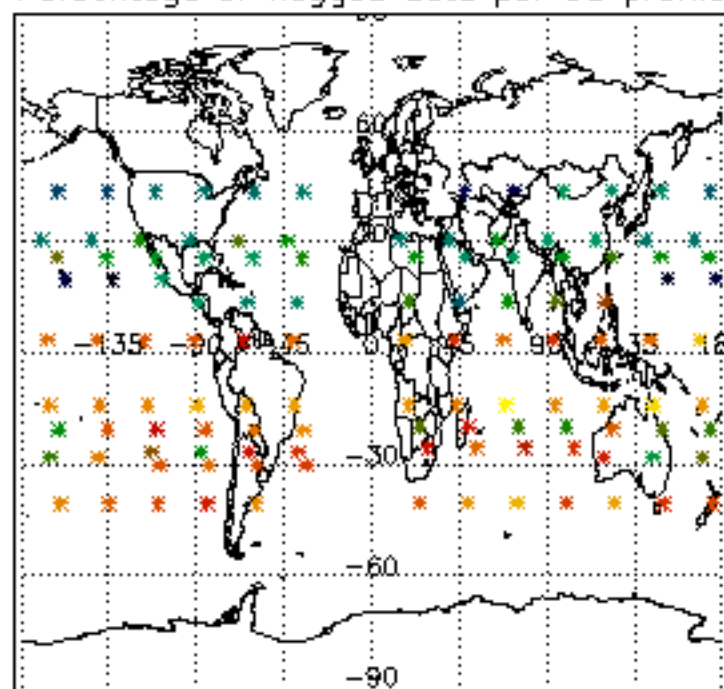
The number reported in the third column indicates since which file (see list in section 2) the corresponding auxiliary file has been used. The fourth column is the date of those product files.

Type	Auxiliary Filename	Used since product	Used since product date
INST_PHYS_CHARACTERISTICS	GOM_INS_AXNIEC20050627_150440_20020301_000000_20100101_000000	1	14-DEC-2002 00:01:14
LEVEL-2_PROC_CONFIG	GOM_PR2_AXVIEC20091111_152718_20020301_000000_20500101_000000	1	14-DEC-2002 00:01:14
CROSS_SECTIONS_FILE	GOM_CRS_AXVIEC20091111_154832_20020301_000000_20500101_000000	1	14-DEC-2002 00:01:14

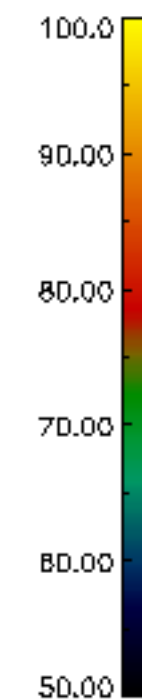
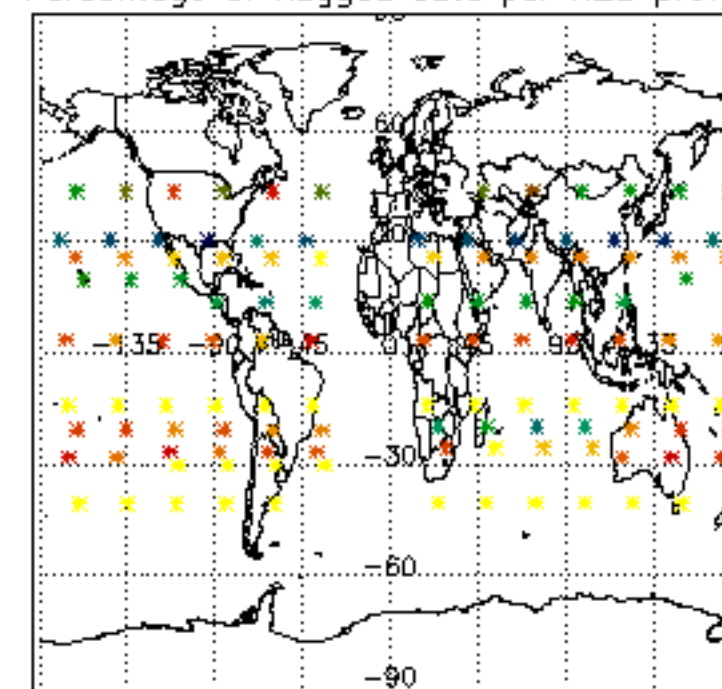




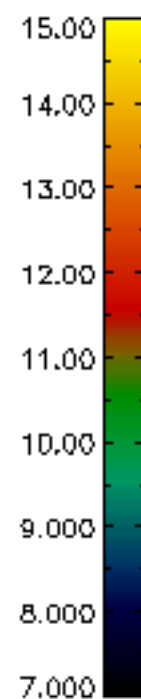
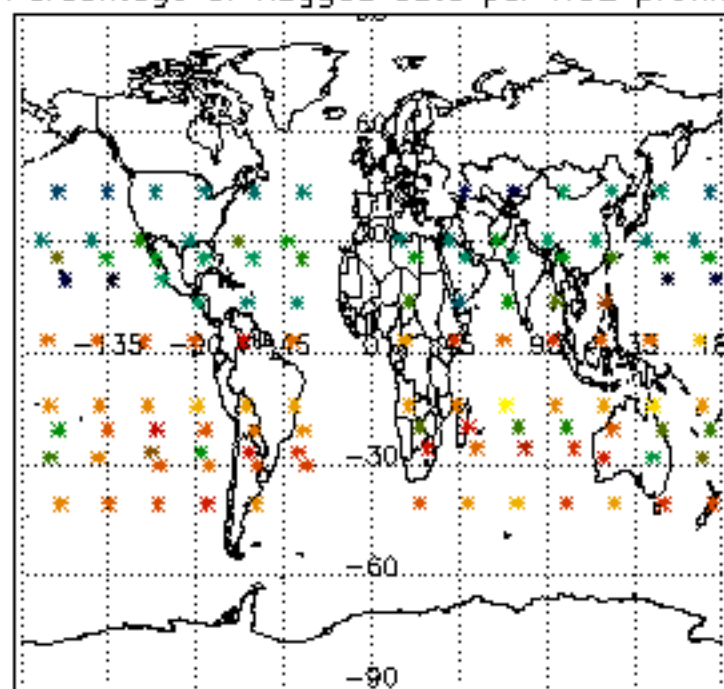
Percentage of flagged data per D3 profile



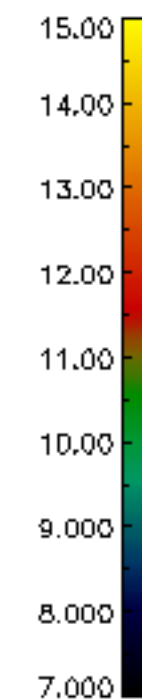
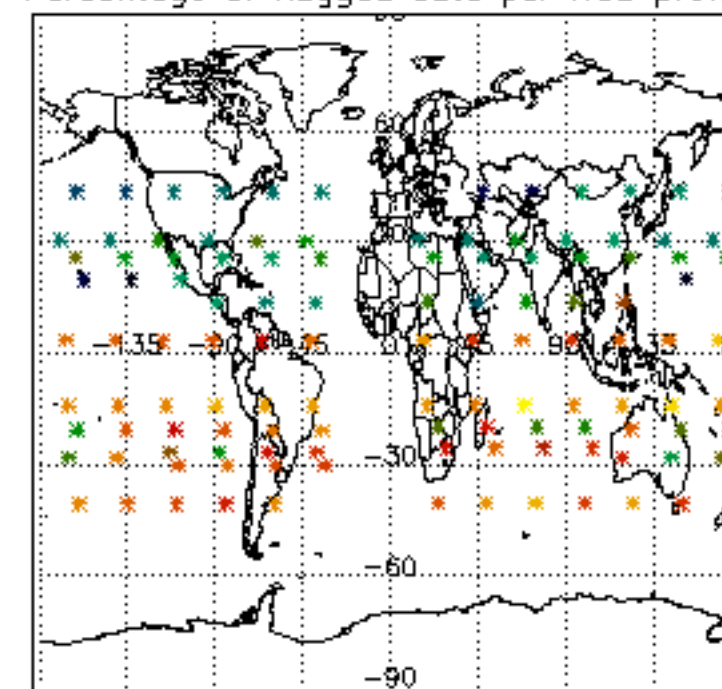
Percentage of flagged data per H2O profile

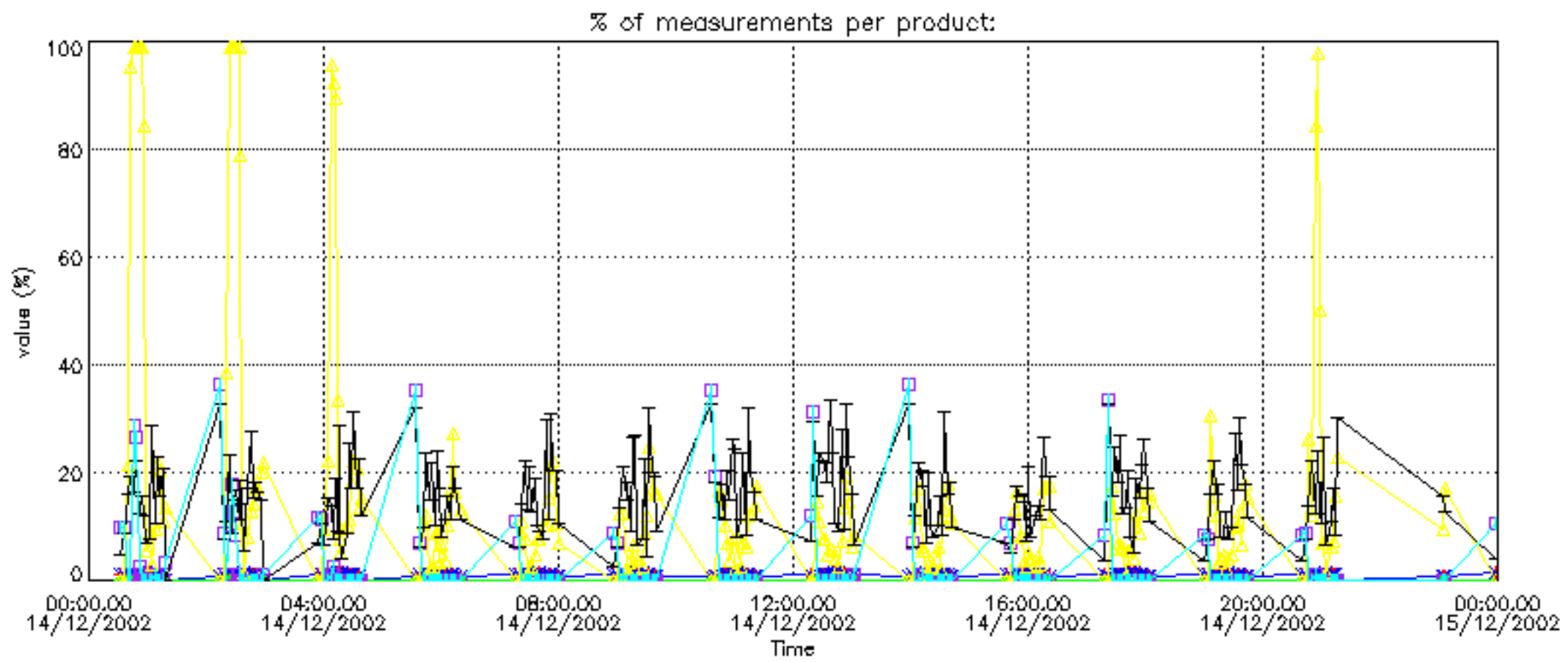


Percentage of flagged data per NO2 profile

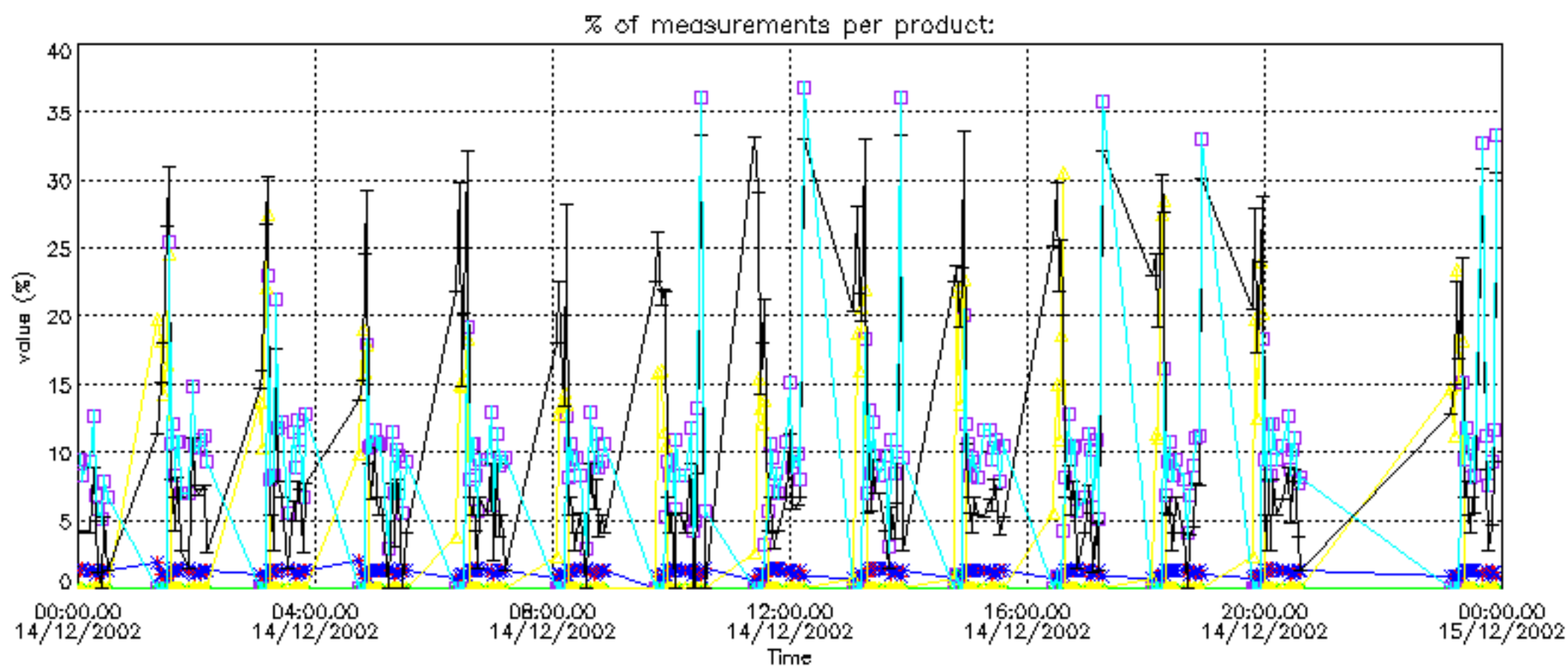


Percentage of flagged data per NO3 profile

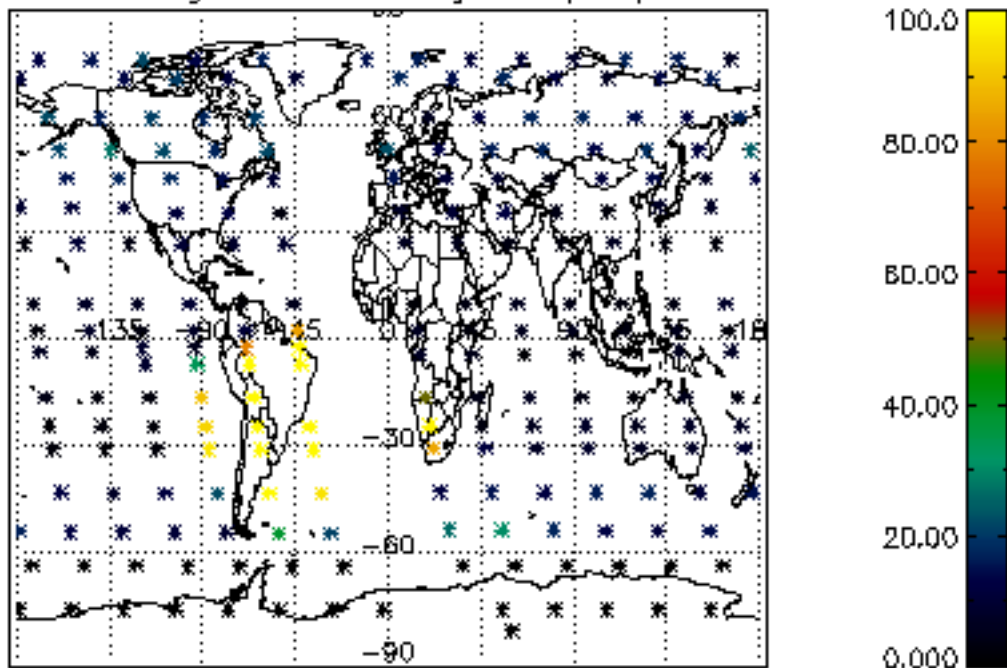




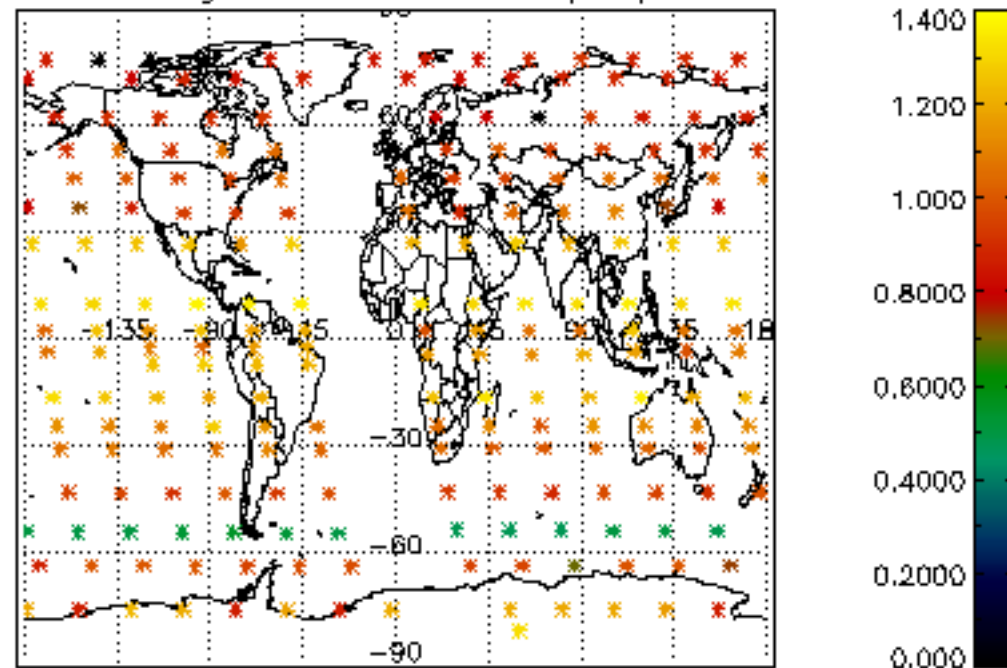




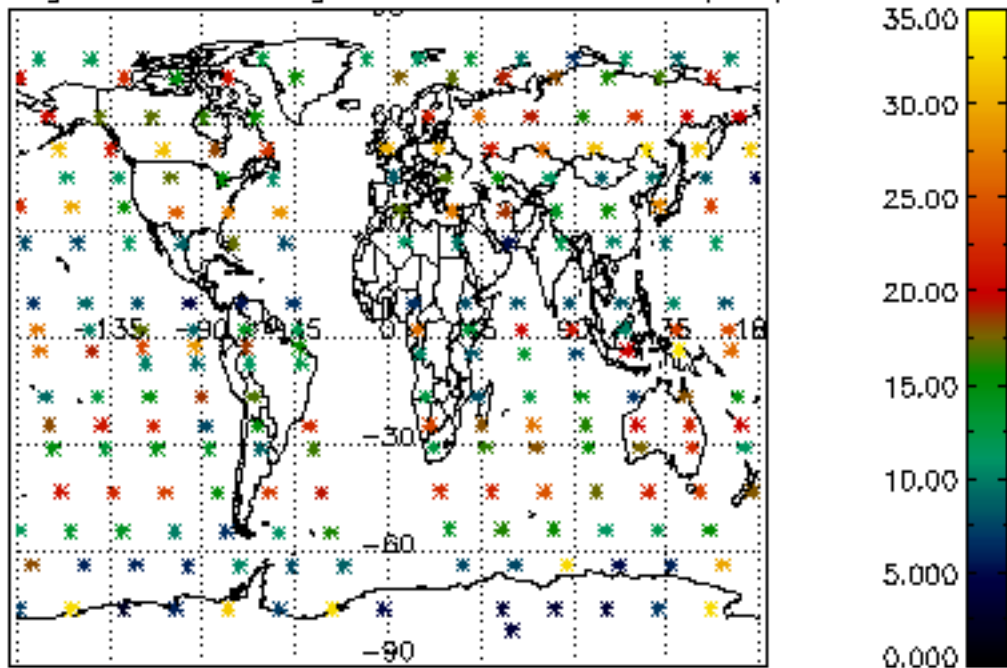
Percentage of cosmic ray hits per profile



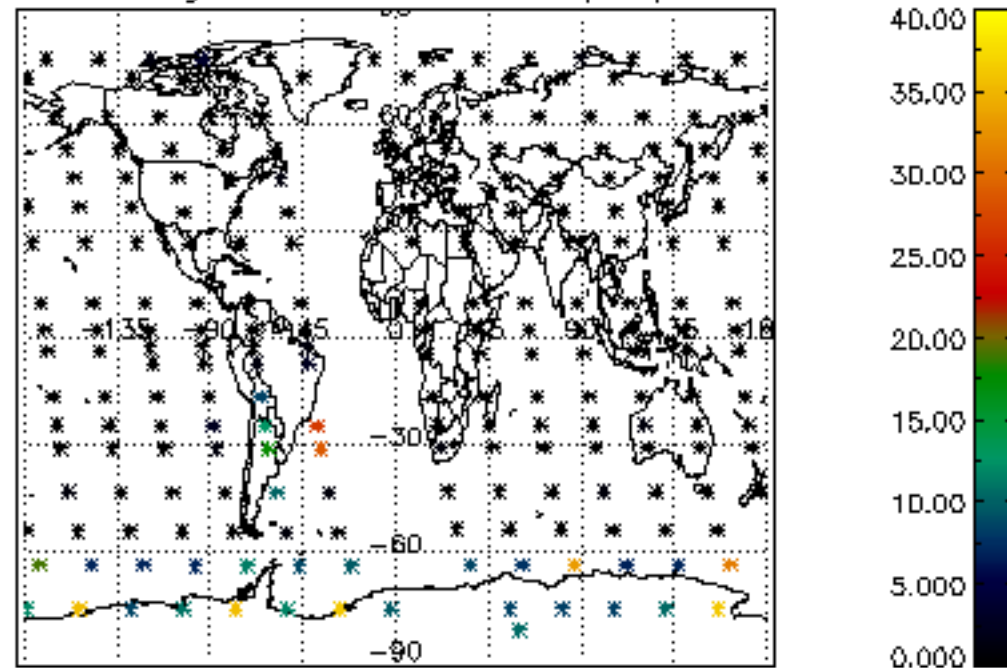
Percentage of datation errors per profile



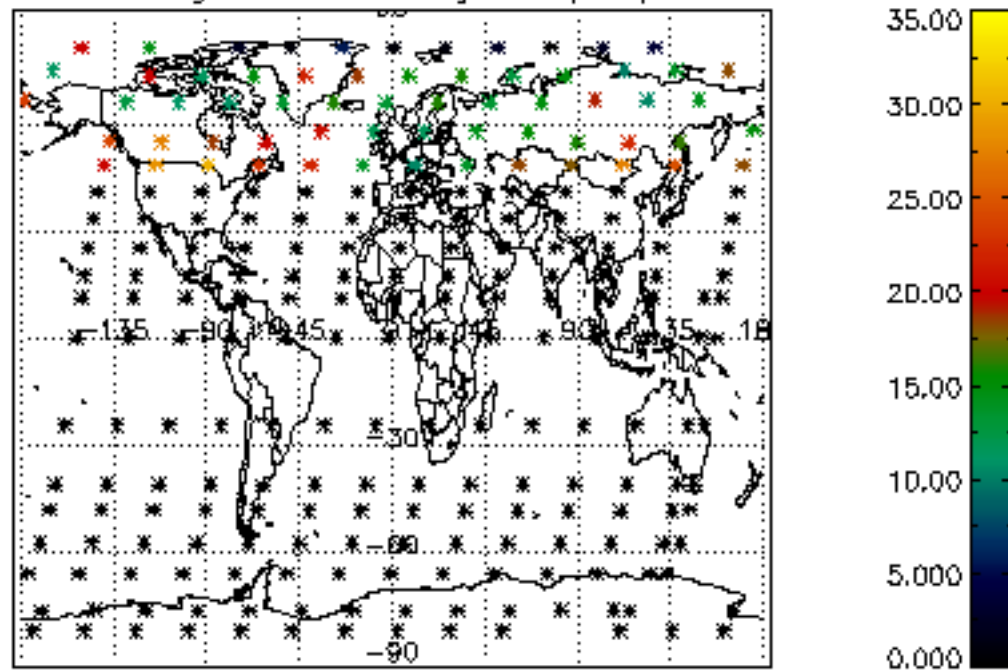
Percentage of star falling outside central band per profile



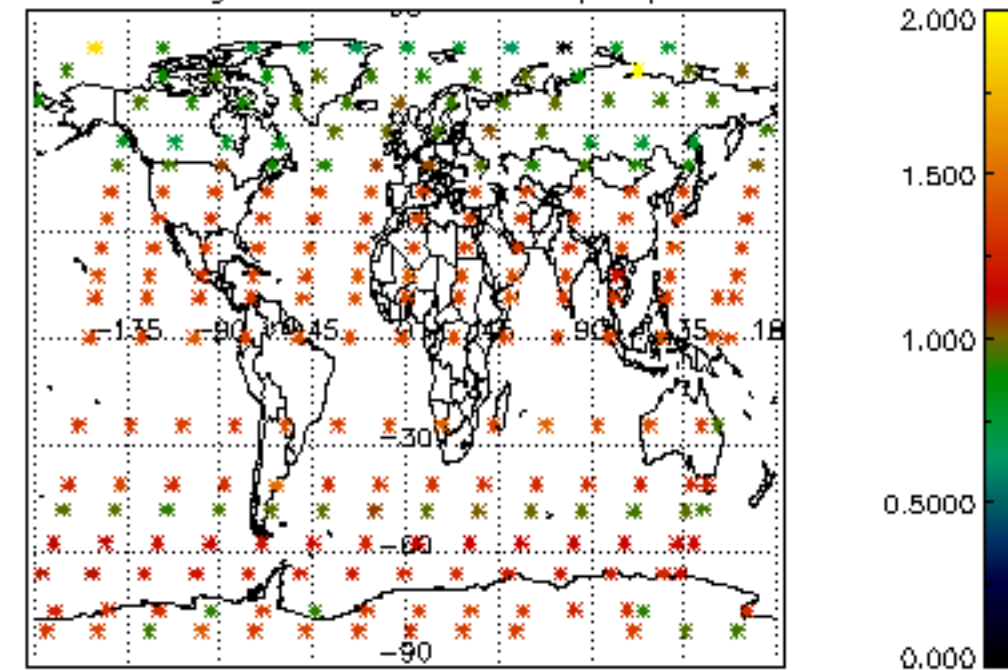
Percentage of saturation errors per profile



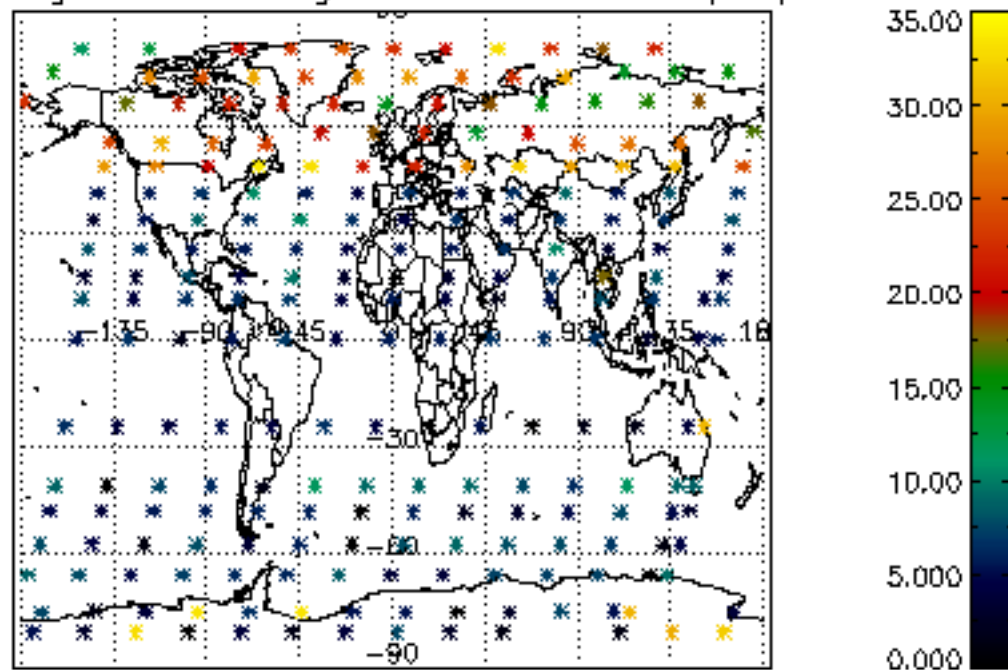
Percentage of cosmic ray hits per profile



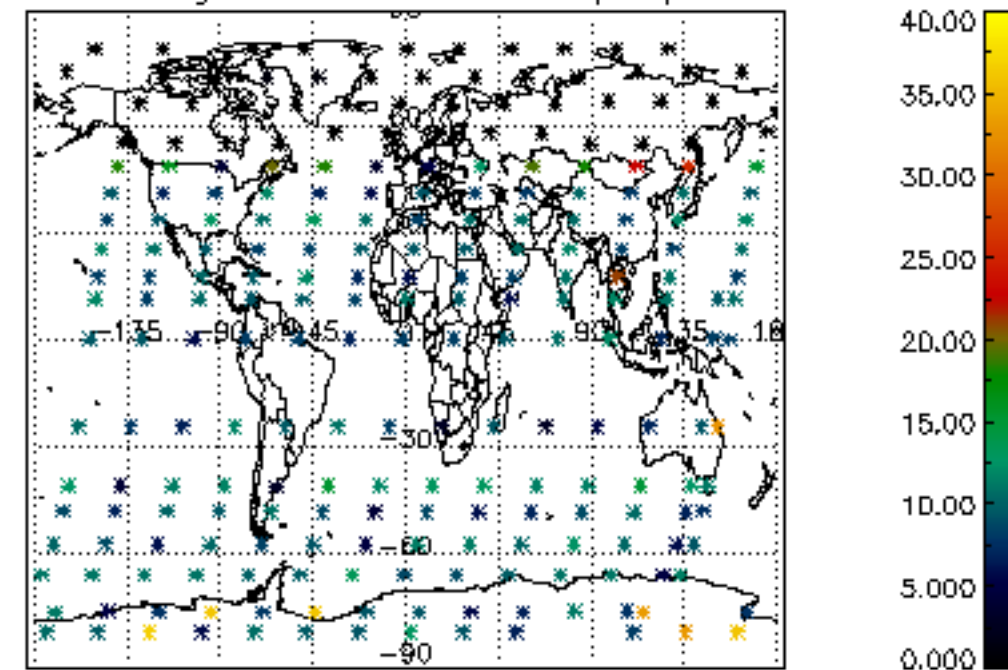
Percentage of datation errors per profile



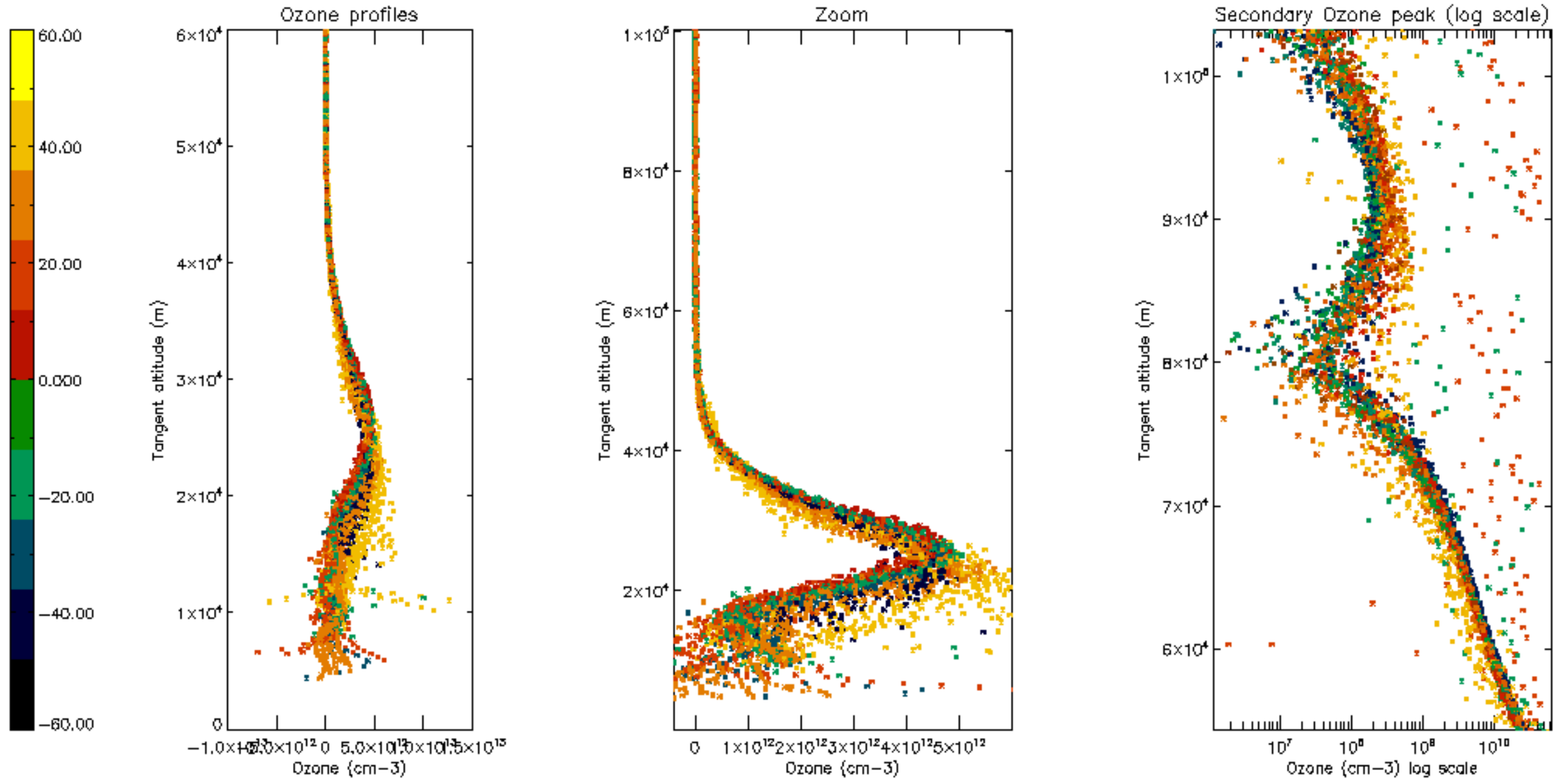
Percentage of star falling outside central band per profile

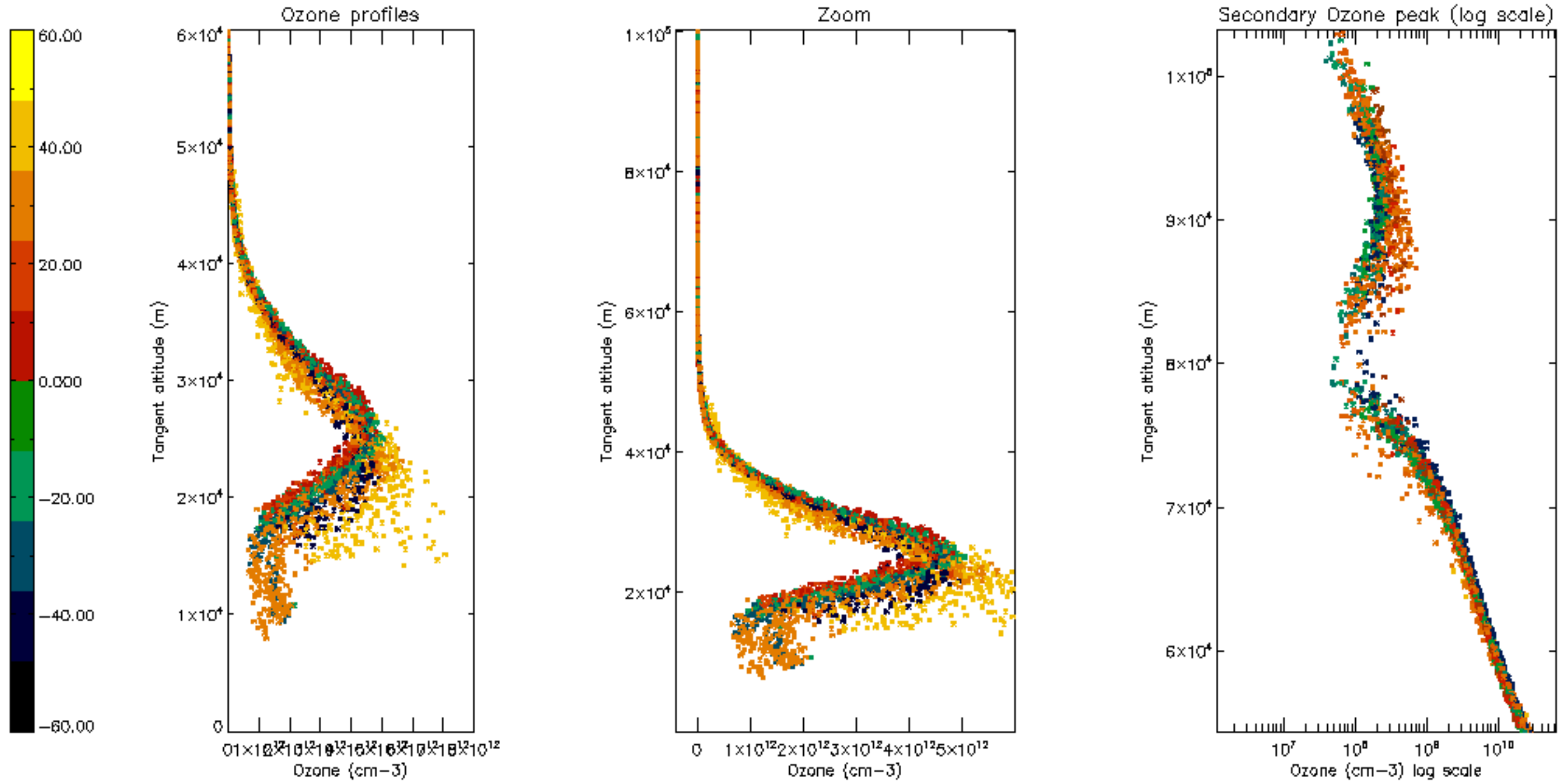


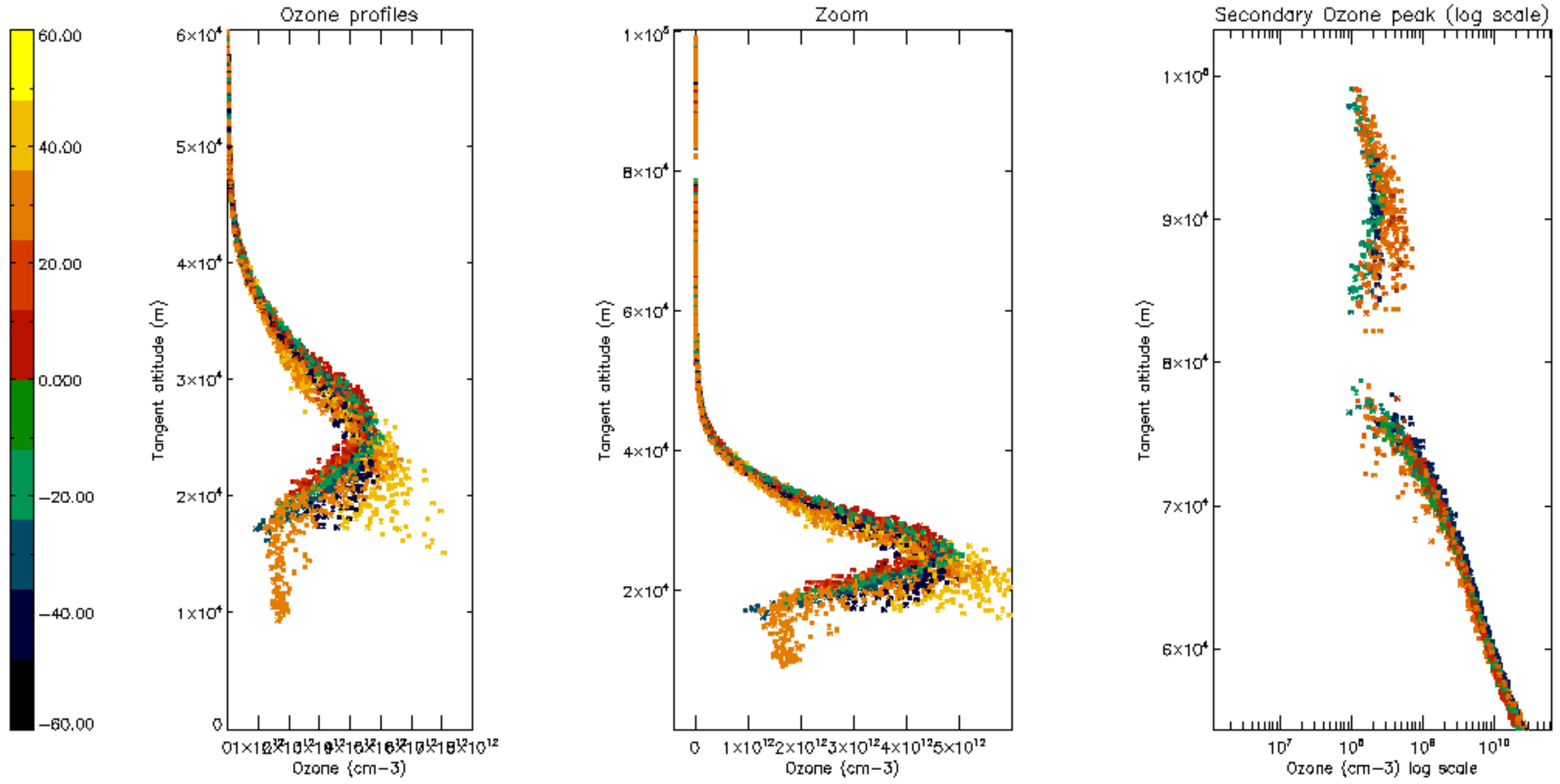
Percentage of saturation errors per profile



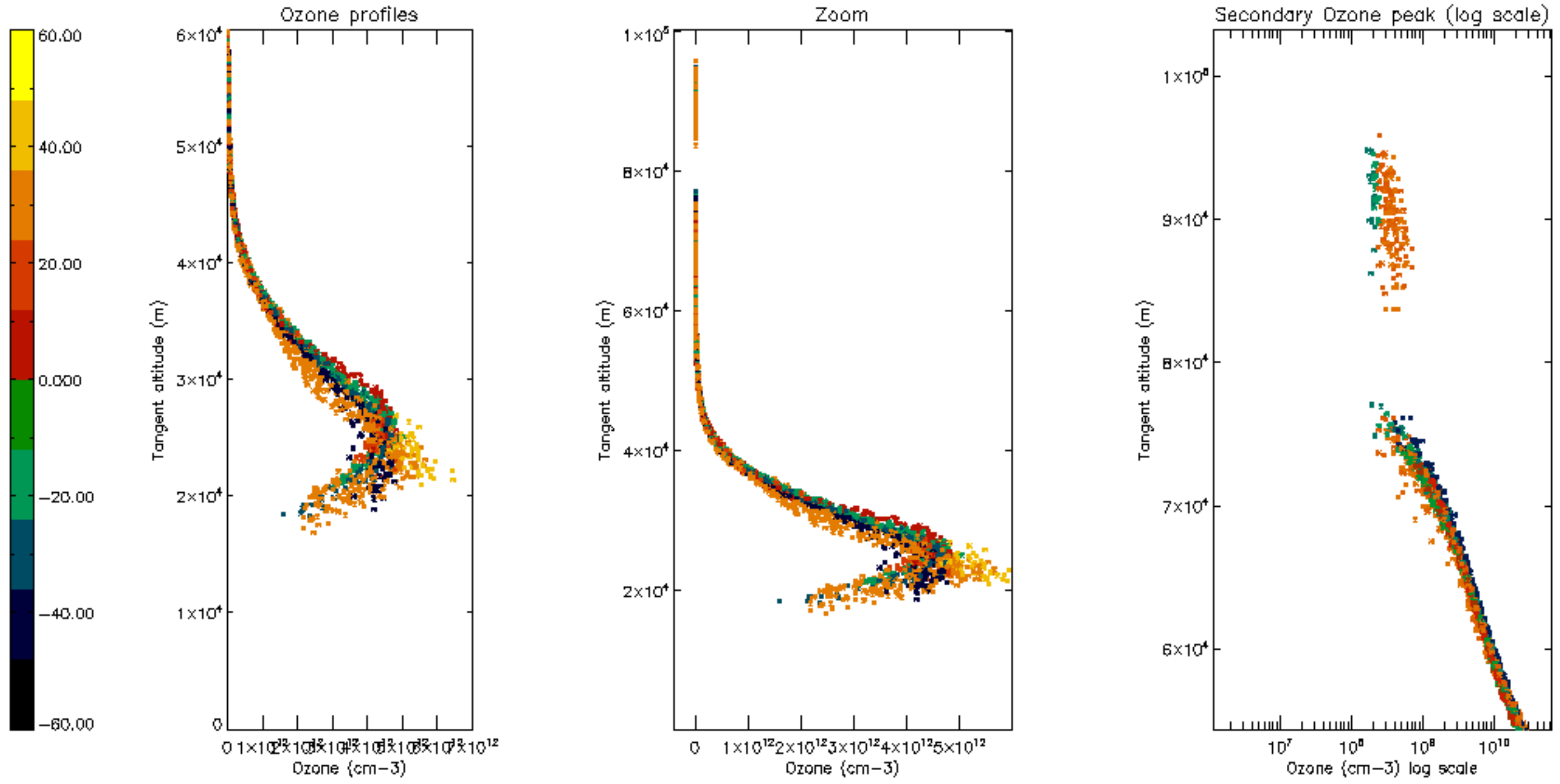


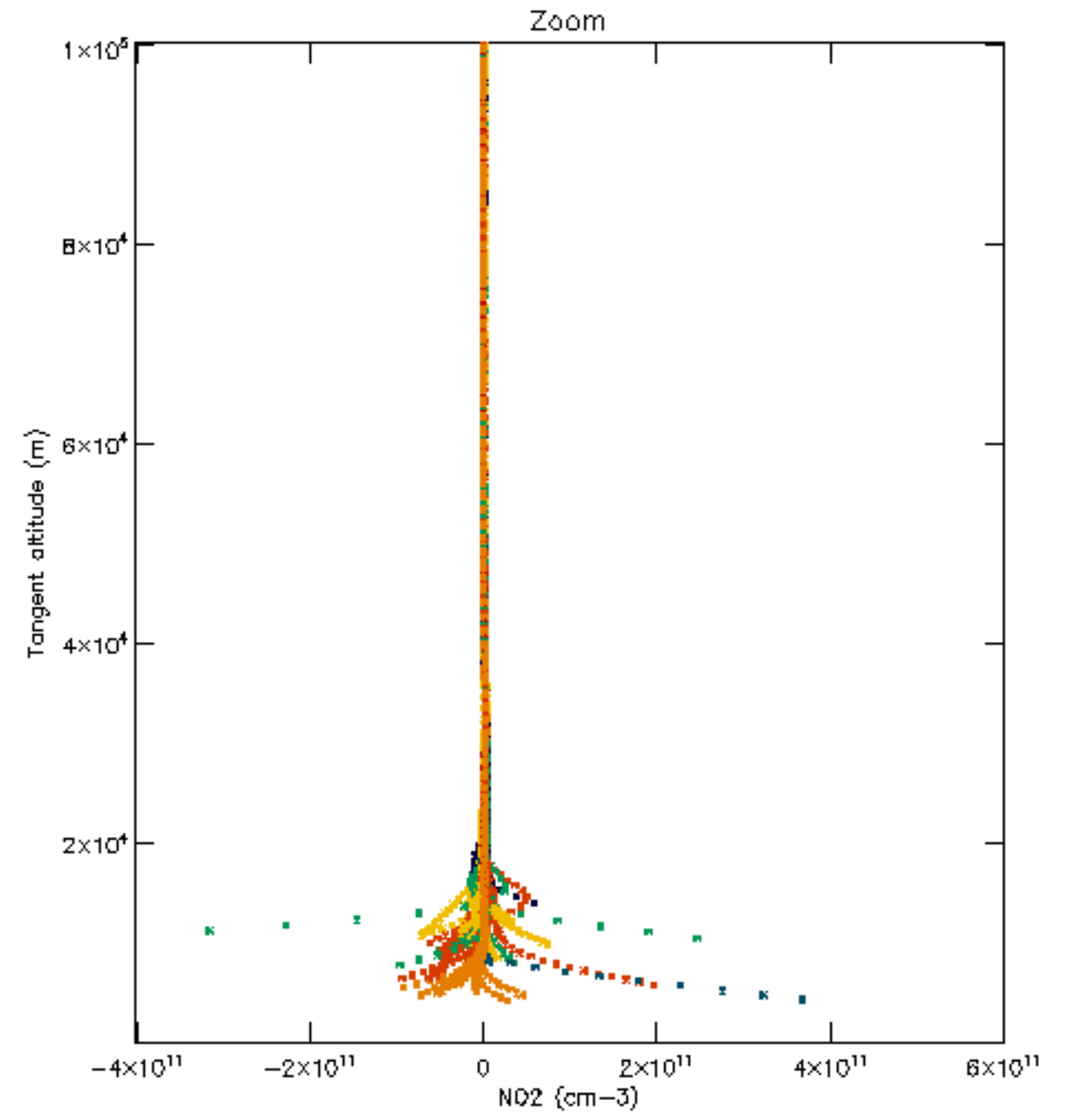
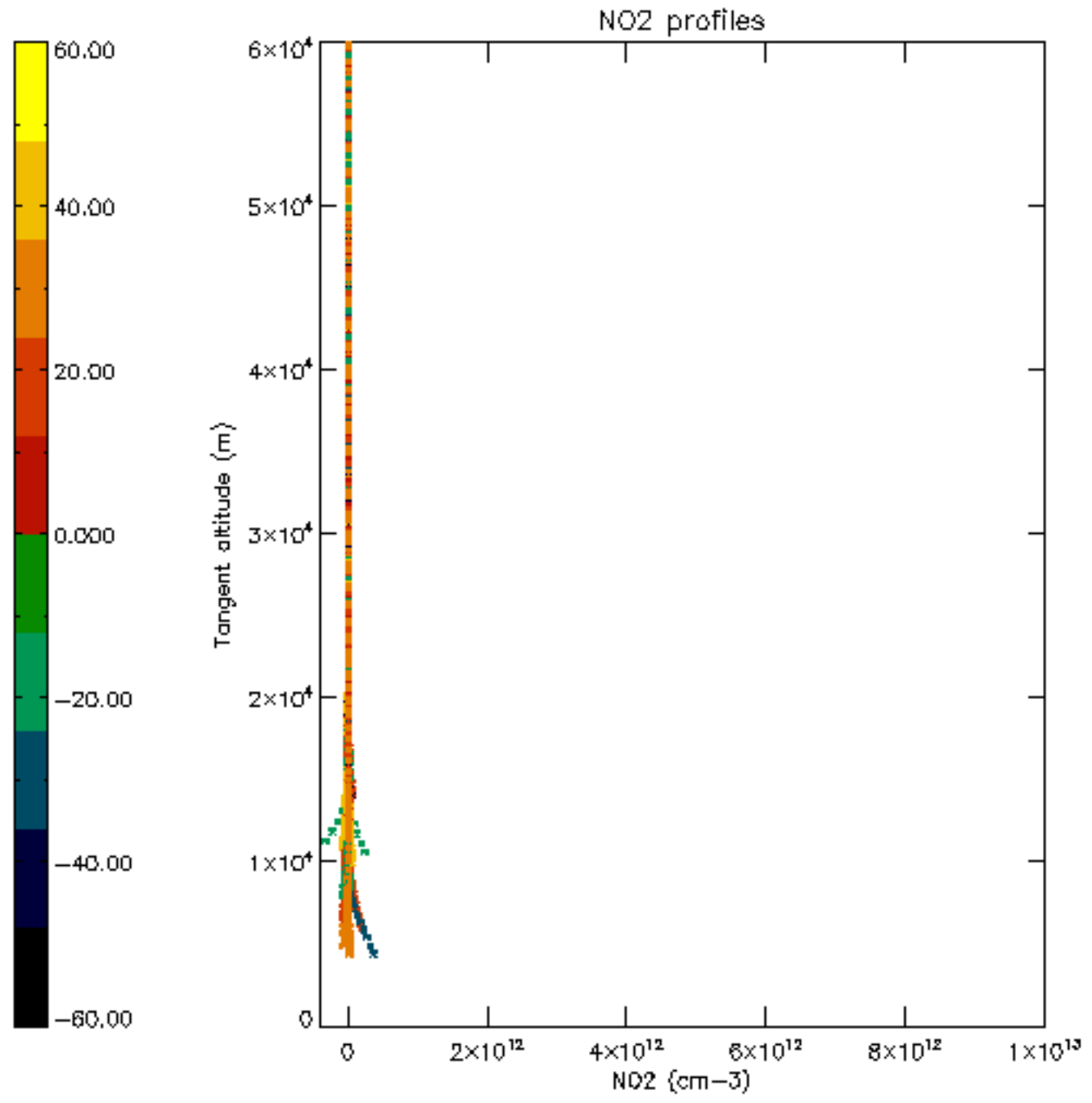


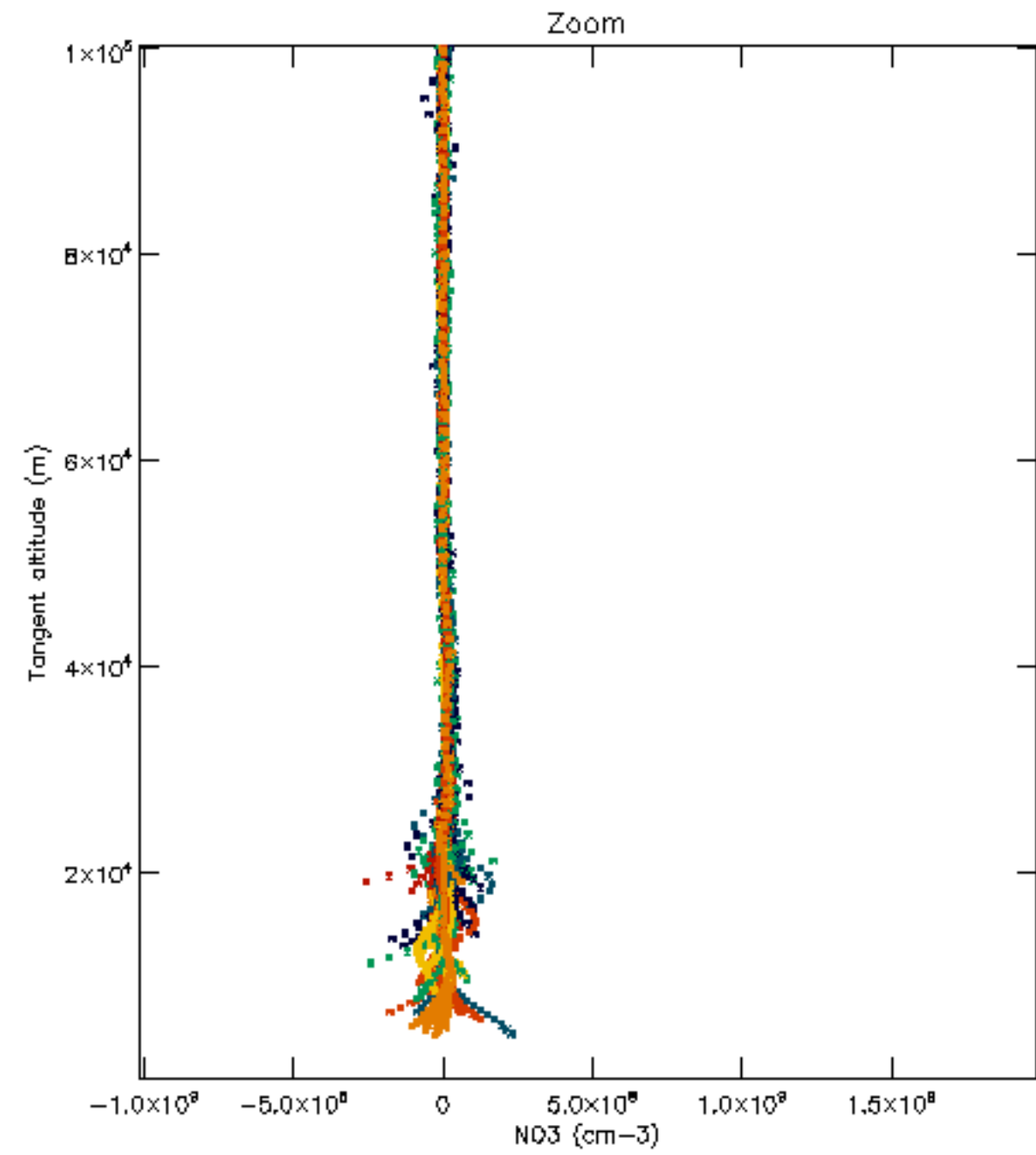
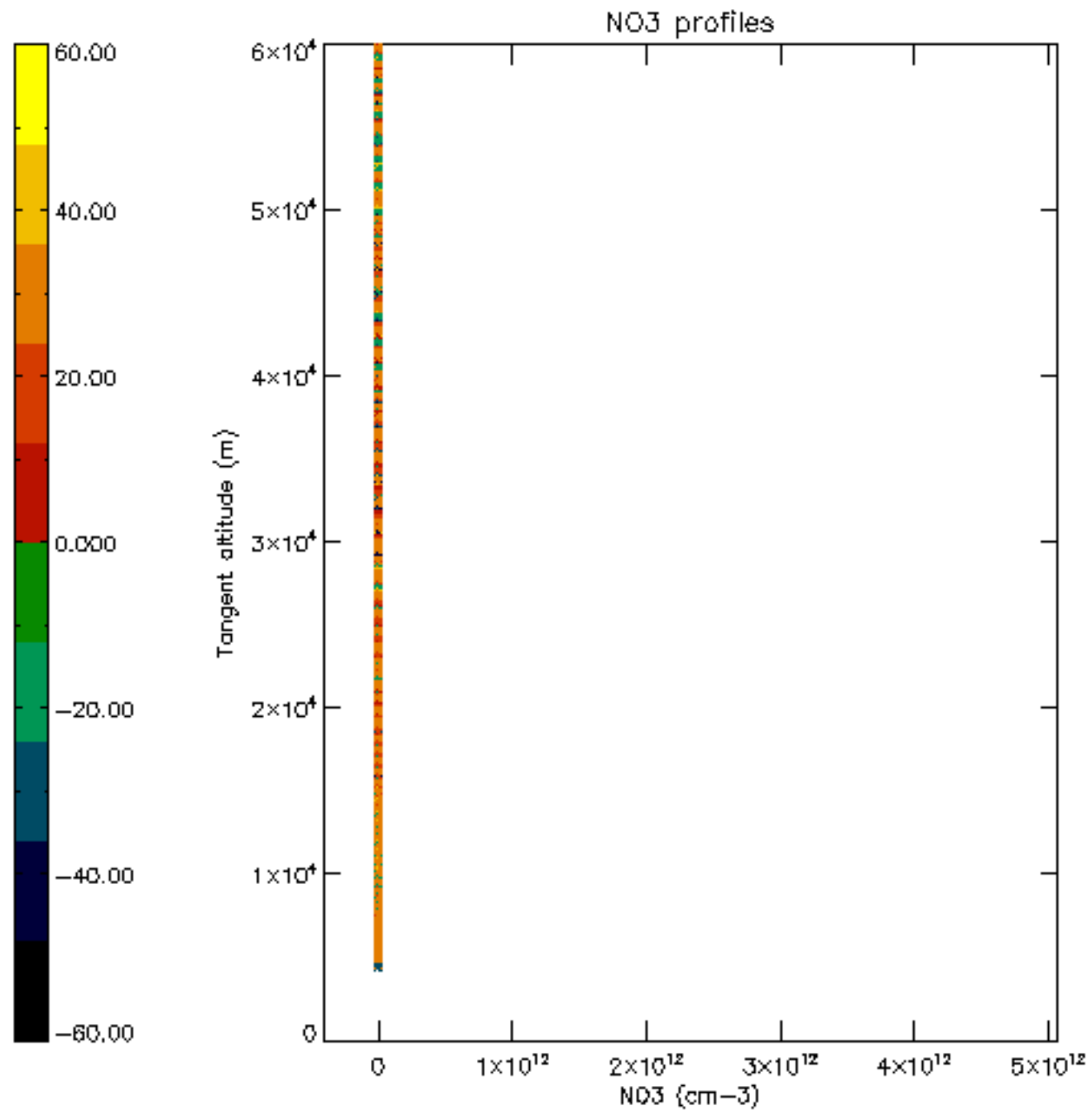




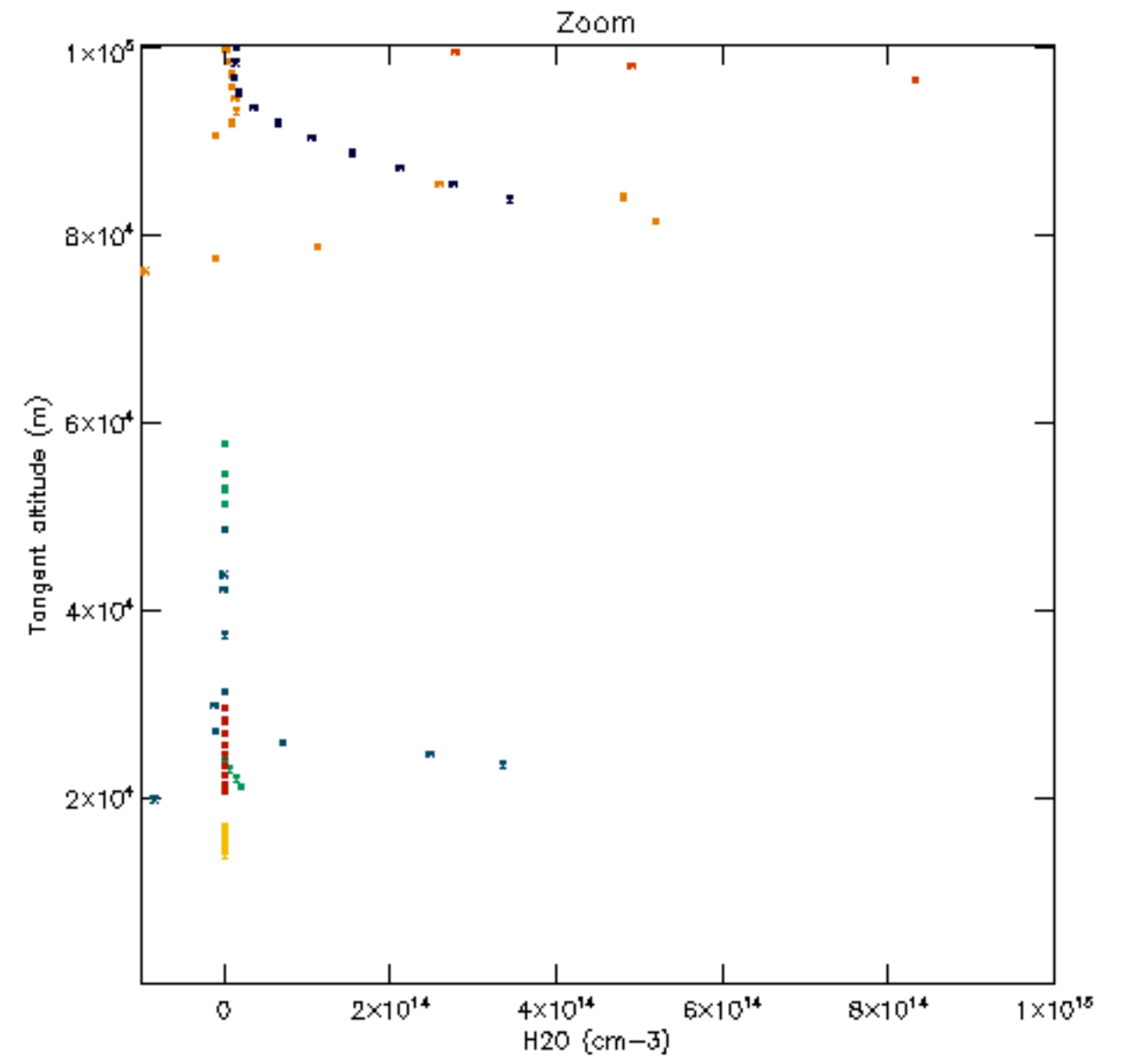
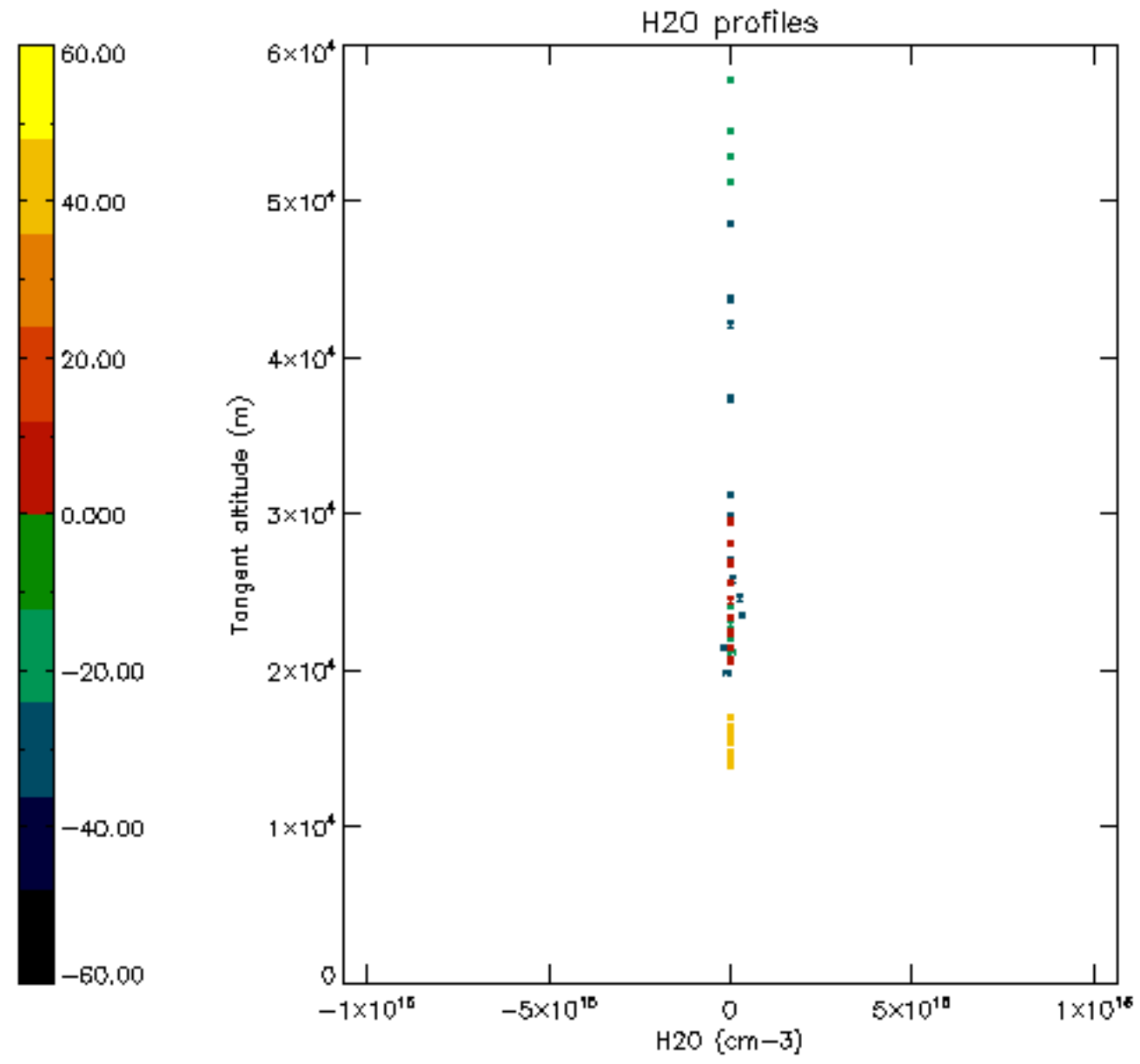


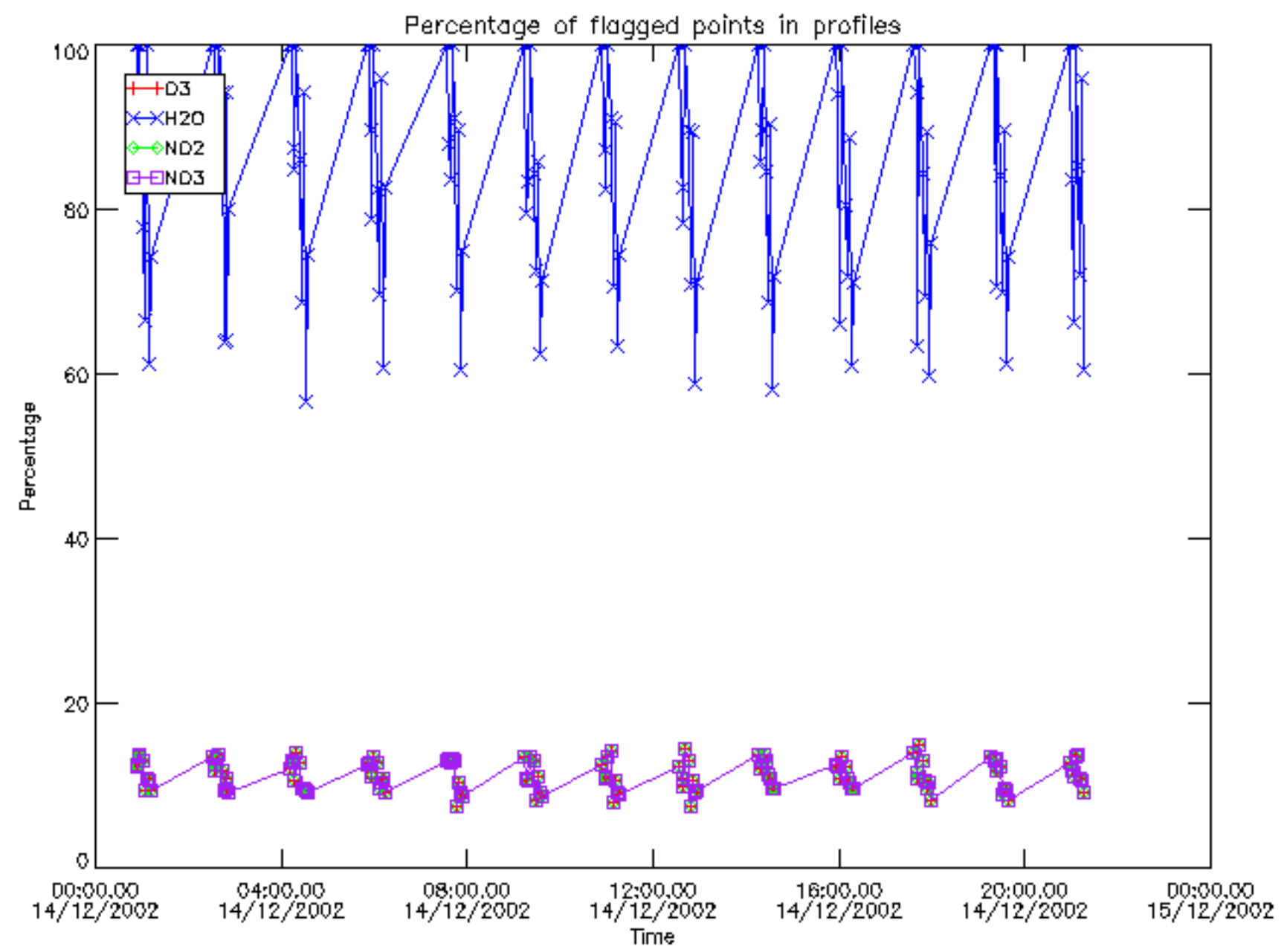




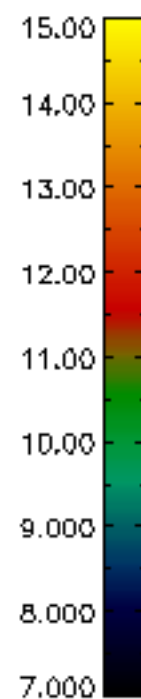
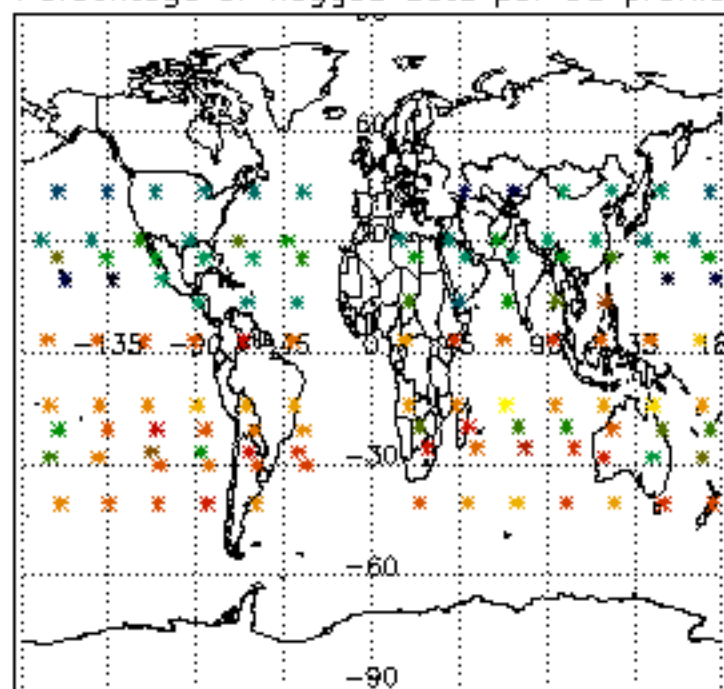




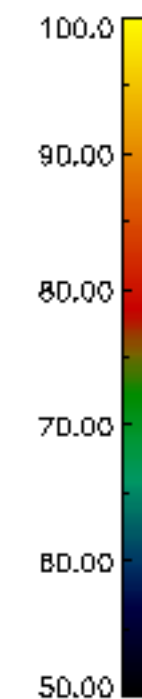
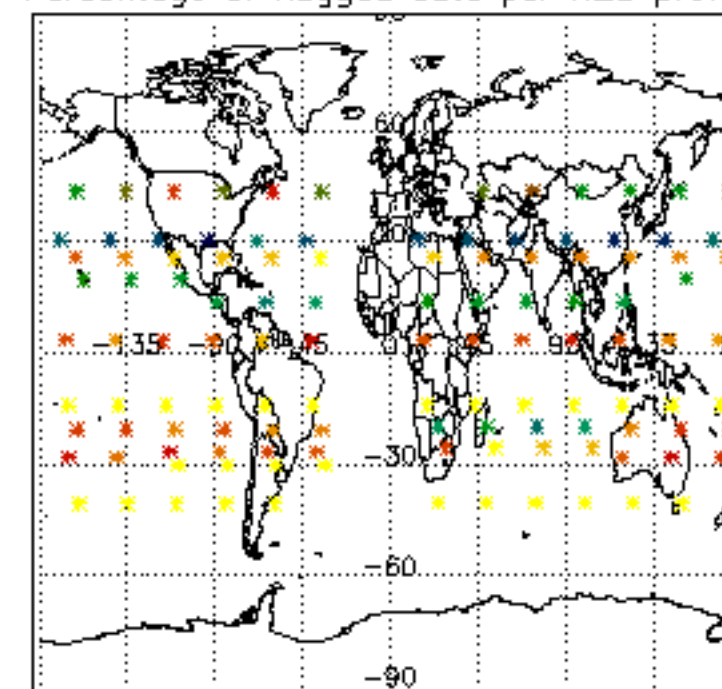




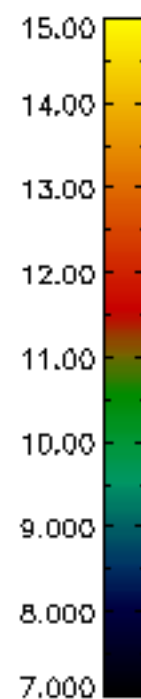
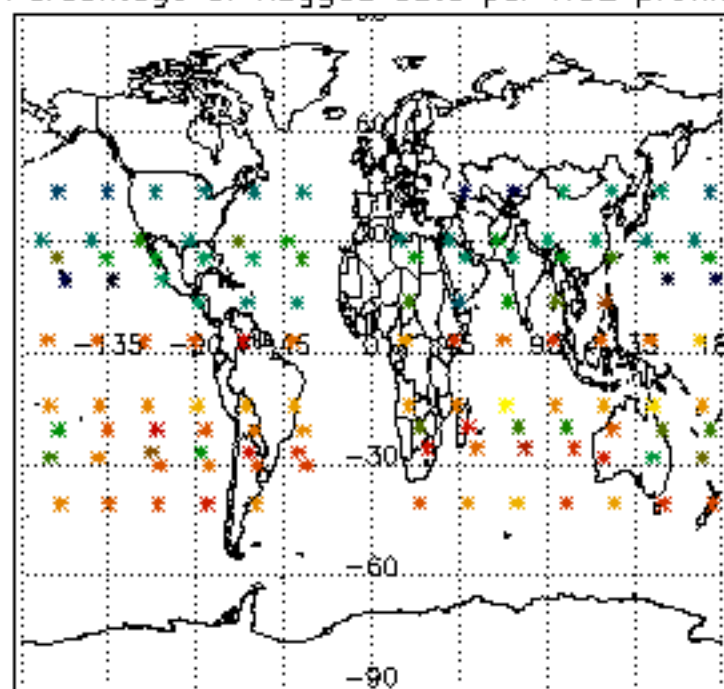
Percentage of flagged data per D3 profile



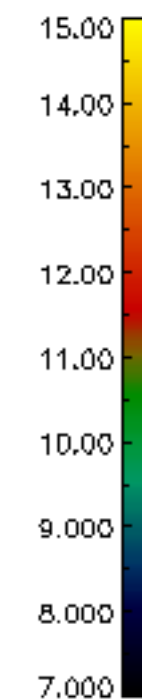
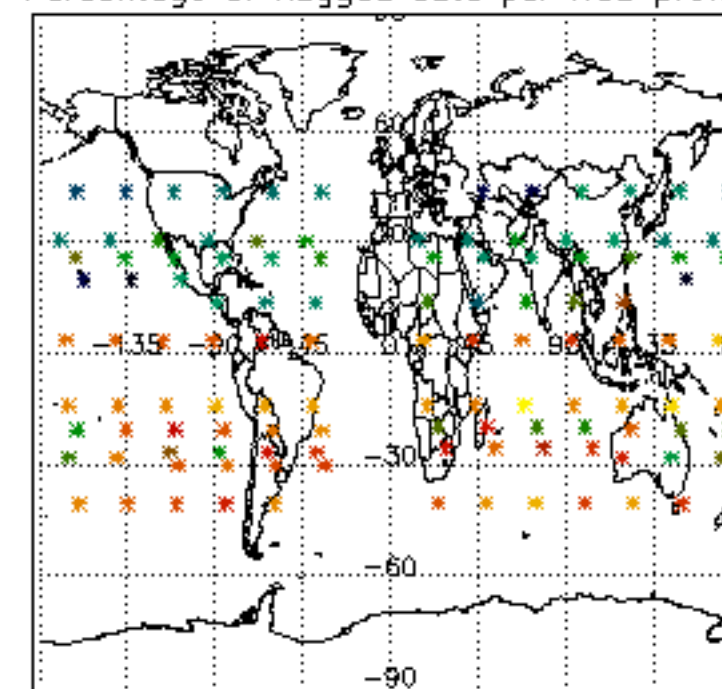
Percentage of flagged data per H2O profile



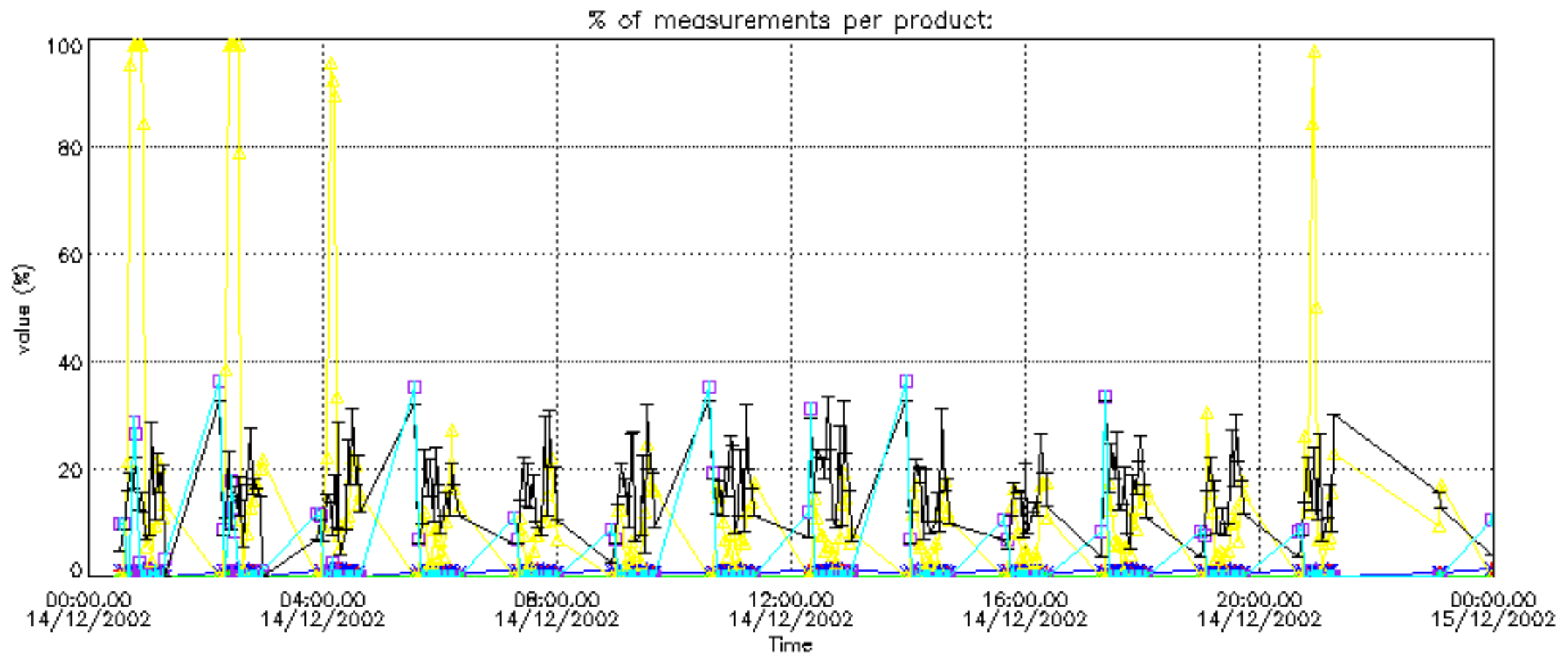
Percentage of flagged data per NO2 profile

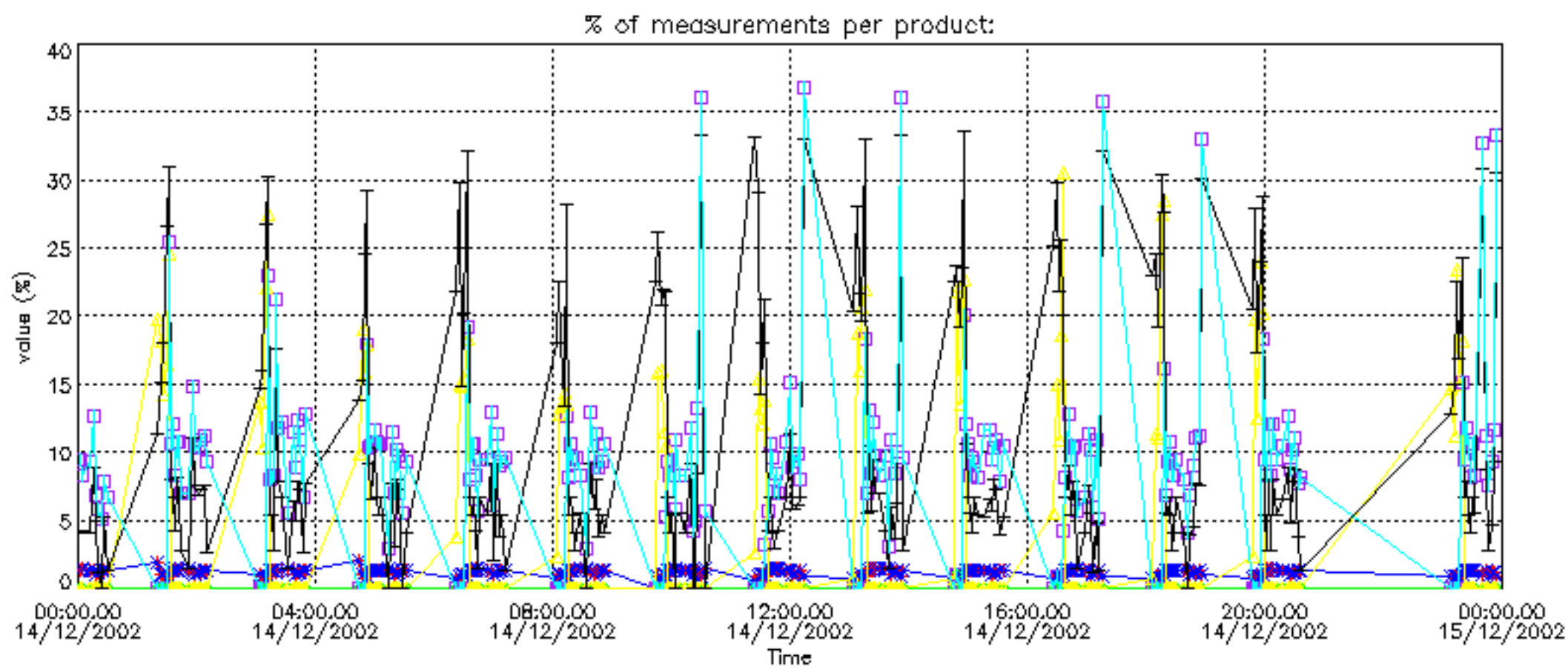


Percentage of flagged data per NO3 profile

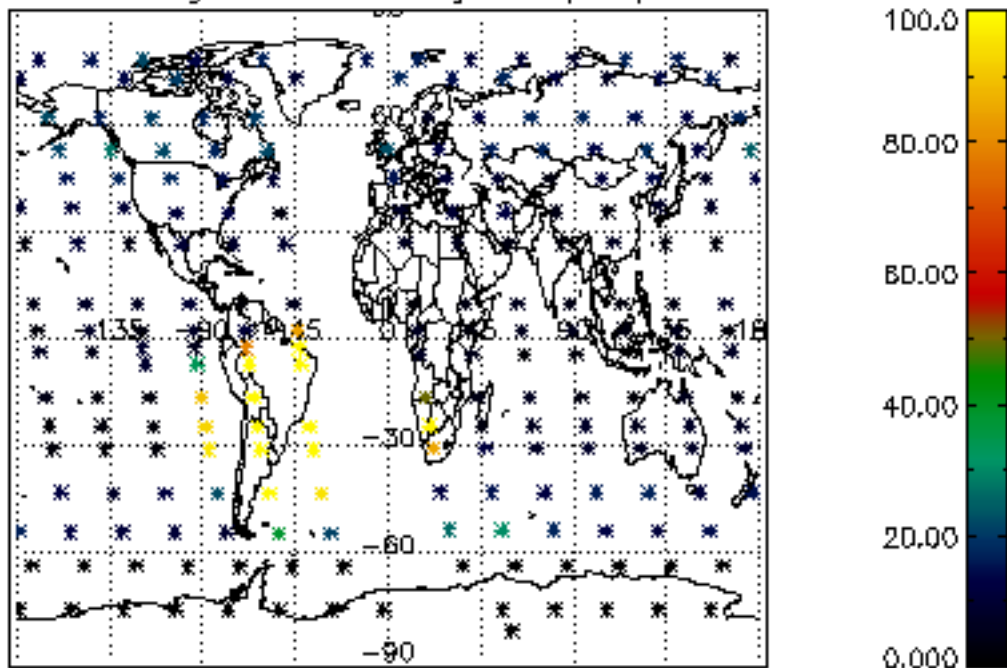




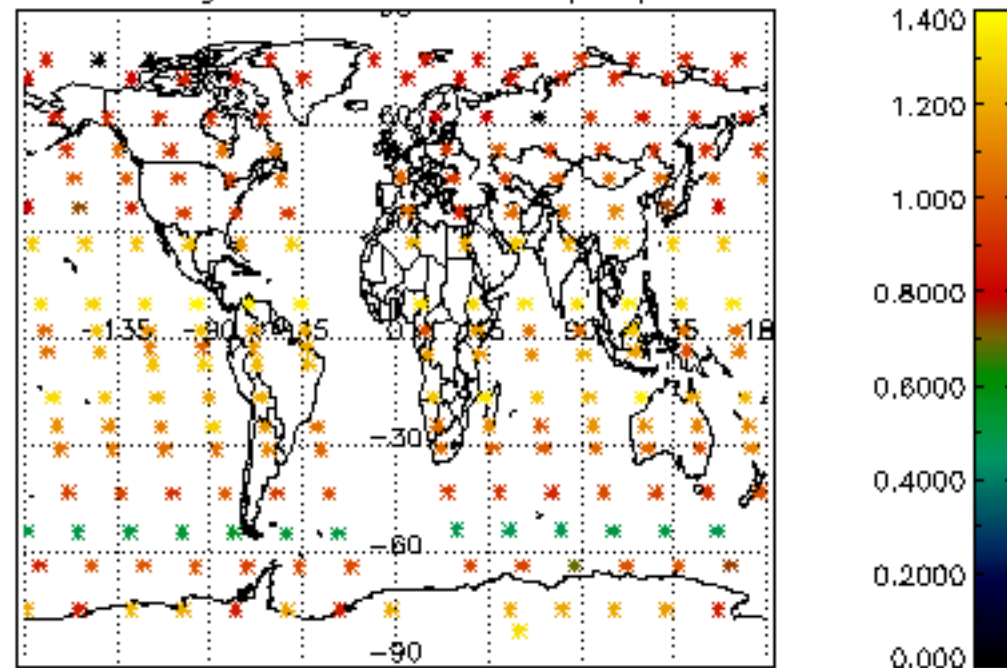




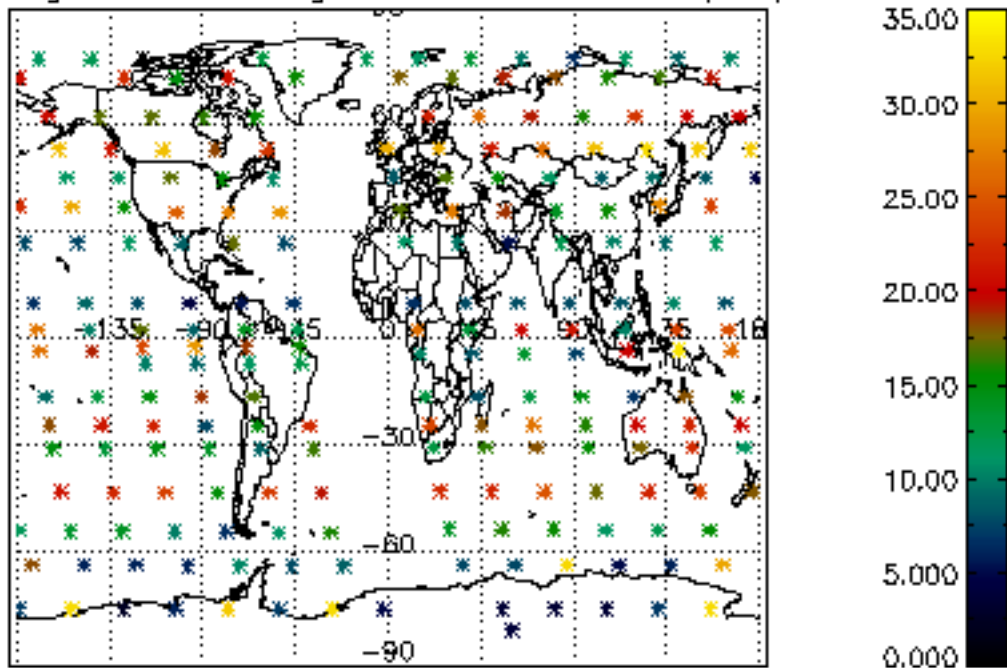
Percentage of cosmic ray hits per profile



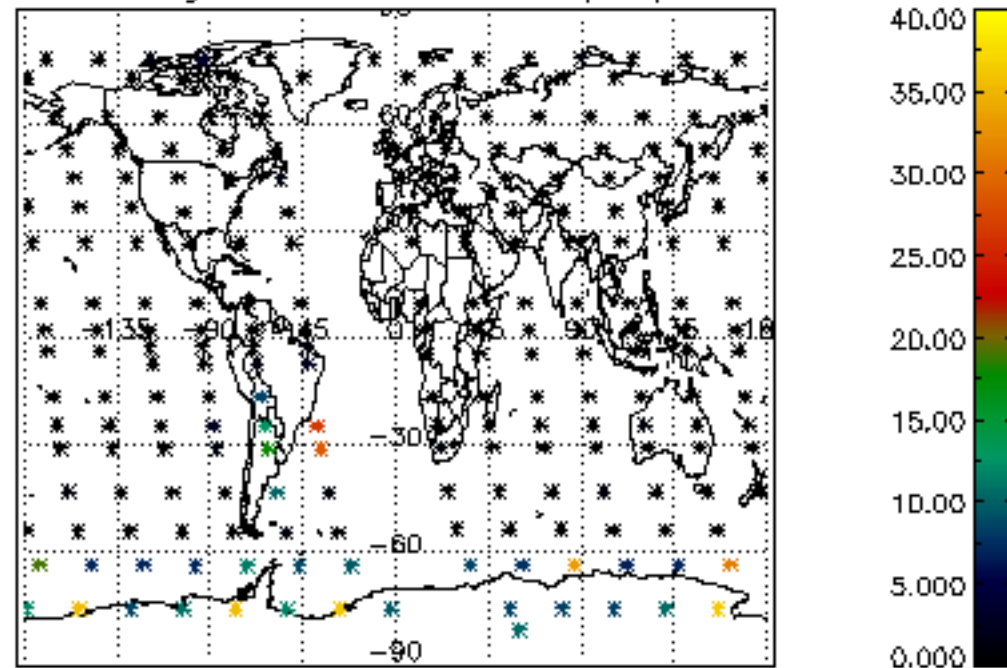
Percentage of datation errors per profile



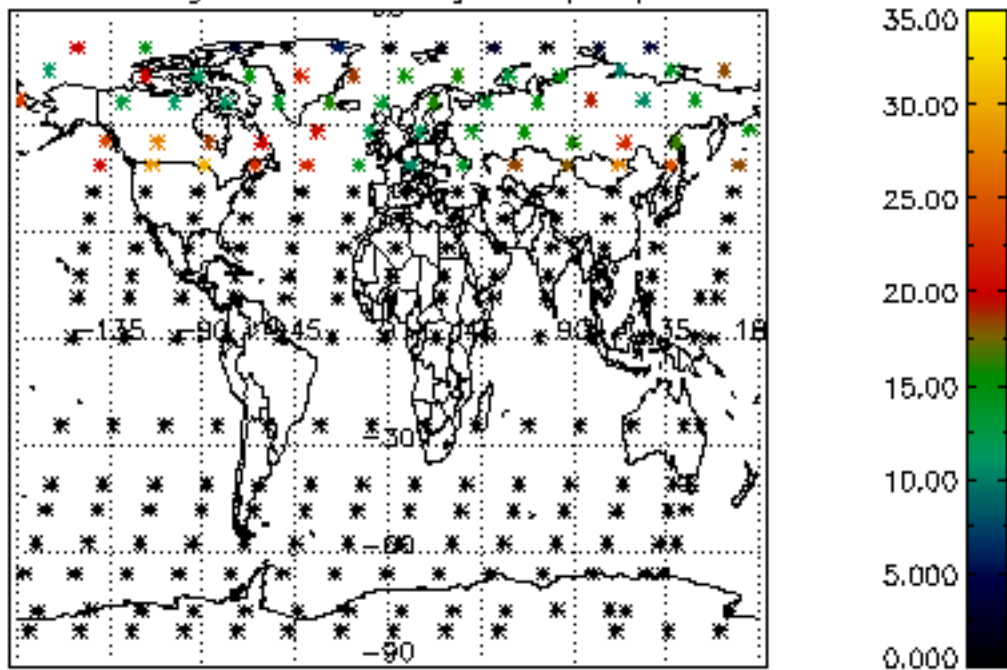
Percentage of star falling outside central band per profile



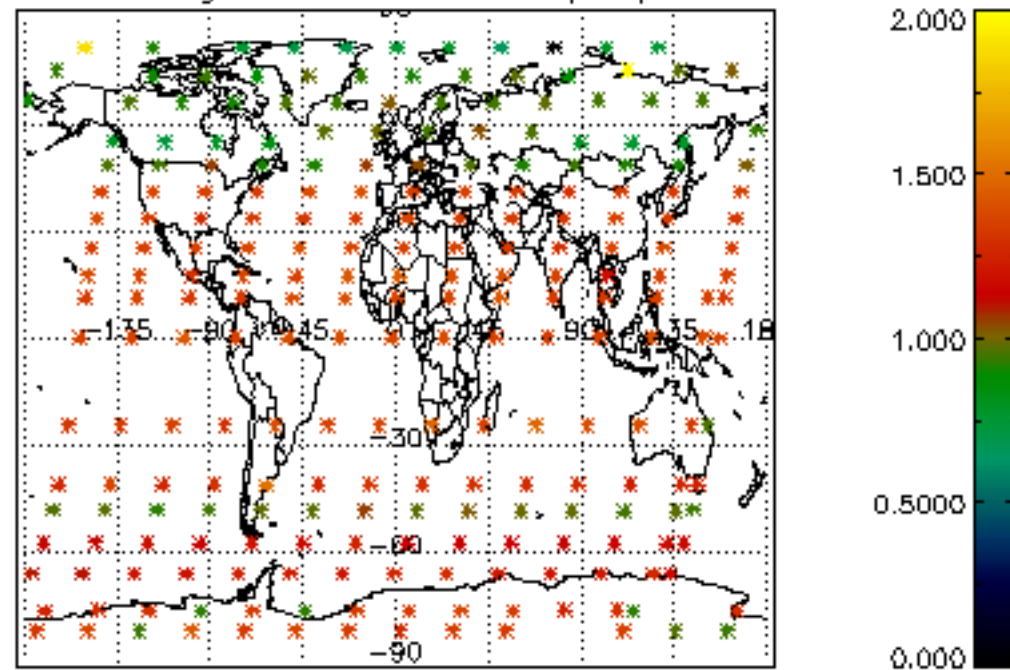
Percentage of saturation errors per profile



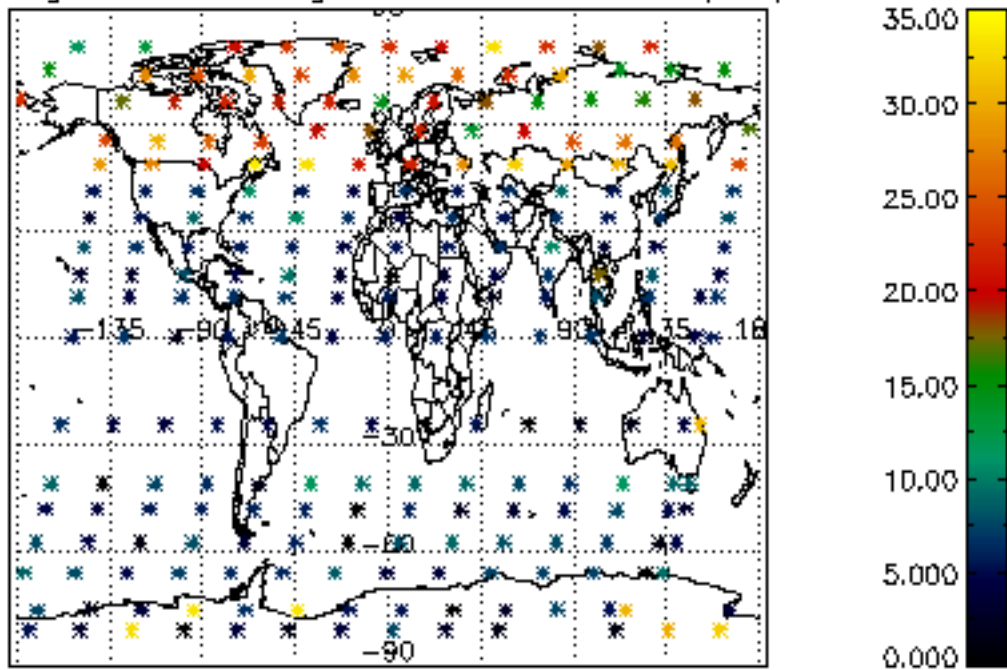
Percentage of cosmic ray hits per profile



Percentage of datation errors per profile



Percentage of star falling outside central band per profile



Percentage of saturation errors per profile

