

# GOMOS Level 2 Daily Report

## SUMMARY

### [1. General Info](#)

### [2. Summary of processed GOM\\_NL\\_2P products](#)

### [3. Level 2 Quality information per product](#)

#### [3.1 Plot of level 2 quality information per product \(time dependant\)](#)

#### [3.2 Plot of level 2 quality information per product \(world map\)](#)

### [4. Level 1 Quality information per product \(stored on level 2 products\)](#)

#### [4.1 Plot of level 1 quality information per product \(time dependant\)](#)

##### [4.1.1 Plot of level 1 quality information per product \(time dependant\): ASCENDING](#)

##### [4.1.2 Plot of level 1 quality information per product \(time dependant\): DESCENDING](#)

#### [4.2 Plot of level 1 quality information per product \(world map\)](#)

##### [4.2.1 Plot of level 1 quality information per product \(world map\): ASCENDING](#)

##### [4.2.2 Plot of level 1 quality information per product \(world map\): DESCENDING](#)

### [5. Ozone profiles based on quality statistics and other trace gas profiles](#)

#### [5.1 Ozone statistics based on quality of products](#)

#### [5.2 Plot ozone profiles for all STD \(dark without errors\)](#)

#### [5.3 Plot ozone profiles where STD < 20% \(dark without errors\)](#)

#### [5.4. Plot ozone profiles where STD < 10% \(dark without errors\)](#)

#### [5.5. Plot ozone profiles where STD < 5% \(dark without errors\)](#)

#### [5.6 Plot NO2 profiles for all STD \(dark without errors\)](#)

#### [5.7 Plot NO3 profiles for all STD \(dark without errors\)](#)

#### [5.8 Plot H2O profiles \(only for occultations of stars 1,2,3,4,13,14,16,26,63 dark without errors\) for all STD](#)

### [6. Auxiliary Data Files used for the production reported in section 2](#)

This report presents the daily analysis on parameters extracted from GOMOS level 2 data (GOM\_NL\_\_2P). It is intended to monitor some important parameters that will impact the quality of these products. A list of level 2 products (and content) that have arrived during the reporting day to the PCF is also given.

Item	Value
Time of report generation	17APR2013 21:10:53
Data source version	GOMOS/6.01
Start time of products	11-12-2002 (11DEC2002 00:00:00)
Stop time of products	12-12-2002 (12DEC2002 00:00:00)
Store outputs in DB	Yes
Nb of level 2 prods	532
Nb of prods with errors	0

## 2. Summary of processed GOM\_NL\_\_2P products.

Nr	Filename	UTC Start time	Limb	Duration	Star Id	Star Name	Star Mag	Star Temp	Nb Meas	Orbit	Prod. error
1	GOM_NL__2PRFIN20021211_000041_00000982012_00016_04078_0185.N1	11-DEC-2002 00:00:41	Bright	98.000	24	66Alp Gem	1.5800	10200.	196	4078	No
2	GOM_NL__2PRFIN20021211_000529_000000382012_00016_04078_0186.N1	11-DEC-2002 00:05:29	Bright	38.000	49	1Alp UMi	1.9900	6300.0	76	4078	No
3	GOM_NL__2PRFIN20021211_001013_000000392012_00016_04078_0187.N1	11-DEC-2002 00:10:13	Bright	39.000	60	7Bet UMi	2.0810	3950.0	78	4078	No
4	GOM_NL__2PRFIN20021211_001316_000000382012_00016_04078_0188.N1	11-DEC-2002 00:13:16	Bright	37.500	119	14Eta Dra	2.7270	4700.0	75	4078	No
5	GOM_NL__2PRFIN20021211_001504_000000432012_00016_04078_0189.N1	11-DEC-2002 00:15:04	Bright	43.000	32	77Eps UMa	1.7630	11000.	86	4078	No
6	GOM_NL__2PRFIN20021211_001728_000000422012_00016_04078_0190.N1	11-DEC-2002 00:17:28	Bright	41.500	39	85Eta UMa	1.8540	24000.	83	4078	No
7	GOM_NL__2PRFIN20021211_002036_000000402012_00016_04078_0191.N1	11-DEC-2002 00:20:36	Bright	39.500	180	27Gam Boo	3.0400	8000.0	79	4078	No
8	GOM_NL__2PRFIN20021211_002345_000000392012_00016_04078_0192.N1	11-DEC-2002 00:23:45	Bright	38.500	83		2.3780	11000.	77	4078	No
9	GOM_NL__2PRFIN20021211_002657_000000412012_00016_04078_0193.N1	11-DEC-2002 00:26:57	Bright	40.500	111	8Eta Boo	2.6800	6000.0	81	4078	No
10	GOM_NL__2PRFIN20021211_003031_000000492012_00016_04078_0194.N1	11-DEC-2002 00:30:31	Bright	48.500	138	47Eps Vir	2.8280	4700.0	97	4078	No
11	GOM_NL__2PRFIN20021211_003241_000000802012_00016_04078_0195.N1	11-DEC-2002 00:32:41	Twi_and_stray	80.000	62	94Bet Leo	2.1360	9700.0	160	4078	No
12	GOM_NL__2PRFIN20021211_003625_000000522012_00016_04078_0196.N1	11-DEC-2002 00:36:25	Twi_and_stray	51.500	15	67Alp Vir	0.97600	28000.	103	4078	No
13	GOM_NL__2PRFIN20021211_004155_000000442012_00016_04078_0197.N1	11-DEC-2002 00:41:55	Twilight	44.000	54	5The Cen	2.0550	4500.0	88	4078	No
14	GOM_NL__2PRFIN20021211_004314_000000452012_00016_04078_0198.N1	11-DEC-2002 00:43:14	Dark	44.500	123	1ot Cen	2.7500	10200.	89	4078	No
15	GOM_NL__2PRFIN20021211_004800_000000452012_00016_04078_0199.N1	11-DEC-2002 00:48:00	Dark	44.500	4	Alp1Cen	-0.010000	5800.0	89	4078	No
16	GOM_NL__2PRFIN20021211_004925_000000402012_00017_04079_0167.N1	11-DEC-2002 00:49:25	Dark	40.000	20	Bet Cru	1.2530	30000.	80	4079	No
17	GOM_NL__2PRFIN20021211_005228_000000472012_00017_04079_0168.N1	11-DEC-2002 00:52:28	Dark	47.000	113	Mu Vel	2.6920	5000.0	94	4079	No
18	GOM_NL__2PRFIN20021211_005614_000000422012_00017_04079_0169.N1	11-DEC-2002 00:56:14	Dark	41.500	29	Bet Car	1.6720	10200.	83	4079	No
19	GOM_NL__2PRFIN20021211_005833_000000542012_00017_04079_0170.N1	11-DEC-2002 00:58:33	Dark	53.500	41	Eps Car	1.8600	4100.0	107	4079	No
20	GOM_NL__2PRFIN20021211_010107_000000522012_00017_04079_0171.N1	11-DEC-2002 01:01:07	Dark	52.000	34	Gam2Vel	1.7930	23000.	104	4079	No
21	GOM_NL__2PRFIN20021211_010339_000000472012_00017_04079_0172.N1	11-DEC-2002 01:03:39	Dark	47.000	2	Alp Car	-0.73600	7000.0	94	4079	No
22	GOM_NL__2PRFIN20021211_010608_000000582012_00017_04079_0173.N1	11-DEC-2002 01:06:08	Dark	57.500	117	Pi Pup	2.7060	3800.0	115	4079	No
23	GOM_NL__2PRFIN20021211_010836_000000612012_00017_04079_0174.N1	11-DEC-2002 01:08:36	Dark	61.000	88	31Eta CMa	2.4480	20000.	122	4079	No
24	GOM_NL__2PRFIN20021211_011017_000000712012_00017_04079_0175.N1	11-DEC-2002 01:10:17	Straylight	70.500	37	25Del CMa	1.8300	5900.0	141	4079	No
25	GOM_NL__2PRFIN20021211_011432_000000572012_00017_04079_0176.N1	11-DEC-2002 01:14:32	Straylight	56.500	47	2Bet CMa	1.9760	28000.	113	4079	No
26	GOM_NL__2PRFIN20021211_011744_000000482012_00017_04079_0177.N1	11-DEC-2002 01:17:44	Straylight	48.000	56	53Kap Ori	2.0650	30000.	96	4079	No
27	GOM_NL__2PRFIN20021211_012040_000000552012_00017_04079_0178.N1	11-DEC-2002 01:20:40	Straylight	55.000	30	46Eps Ori	1.6940	30000.	110	4079	No
28	GOM_NL__2PRFIN20021211_012307_000000542012_00017_04079_0179.N1	11-DEC-2002 01:23:07	Twi_and_stray	54.000	27	24Gam Ori	1.6360	26000.	108	4079	No
29	GOM_NL__2PRFIN20021211_012543_000000522012_00017_04079_0180.N1	11-DEC-2002 01:25:43	Twi_and_stray	51.500	13	87Alp Tau	0.86700	3800.0	103	4079	No
30	GOM_NL__2PRFIN20021211_012743_000000362012_00017_04079_0181.N1	11-DEC-2002 01:27:43	Bright	36.000	146	25Eta Tau	2.8730	15200.	72	4079	No
31	GOM_NL__2PRFIN20021211_012956_000000392012_00017_04079_0182.N1	11-DEC-2002 01:29:56	Bright	38.500	150	44Zet Per	2.8900	28000.	77	4079	No
32	GOM_NL__2PRFIN20021211_013143_000000382012_00017_04079_0183.N1	11-DEC-2002 01:31:43	Bright	37.500	173	4Bet Tri	3.0040	8900.0	75	4079	No
33	GOM_NL__2PRFIN20021211_013345_000000372012_00017_04079_0184.N1	11-DEC-2002 01:33:45	Bright	36.500	73	57Gam1And	2.2600	13100.	73	4079	No
34	GOM_NL__2PRFIN20021211_013515_000000482012_00017_04079_0185.N1	11-DEC-2002 01:35:15	Bright	47.500	6	13Alp Aur	0.080000	3400.0	95	4079	No
35	GOM_NL__2PRFIN20021211_013859_000000372012_00017_04079_0186.N1	11-DEC-2002 01:38:59	Bright	36.500	110	37Del Cas	2.6780	8900.0	73	4079	No
36	GOM_NL__2PRFIN20021211_014115_000000952012_00017_04079_0187.N1	11-DEC-2002 01:41:15	Bright	94.500	24	66Alp Gem	1.5800	10200.	189	4079	No
37	GOM_NL__2PRFIN20021211_014606_000000382012_00017_04079_0188.N1	11-DEC-2002 01:46:06	Bright	38.000	49	1Alp UMi	1.9900	6300.0	76	4079	No
38	GOM_NL__2PRFIN20021211_015049_000000392012_00017_04079_0189.N1	11-DEC-2002 01:50:49	Bright	39.000	60	7Bet UMi	2.0810	3950.0	78	4079	No
39	GOM_NL__2PRFIN20021211_015352_000000372012_00017_04079_0190.N1	11-DEC-2002 01:53:52	Bright	37.000	119	14Eta Dra	2.7270	4700.0	74	4079	No
40	GOM_NL__2PRFIN20021211_015538_000000452012_00017_04079_0191.N1	11-DEC-2002 01:55:38	Bright	45.000	32	77Eps UMa	1.7630	11000.	90	4079	No
41	GOM_NL__2PRFIN20021211_015802_000000422012_00017_04079_0192.N1	11-DEC-2002 01:58:02	Bright	42.000	39	85Eta UMa	1.8540	24000.	84	4079	No
42	GOM_NL__2PRFIN20021211_020114_000000392012_00017_04079_0193.N1	11-DEC-2002 02:01:14	Bright	38.500	180	27Gam Boo	3.0400	8000.0	77	4079	No

43	GOM_NL__2PRFIN20021211_020420_000000412012_00017_04079_0194.N1	11-DEC-2002 02:04:20	Bright	40.500	83		2.3780	11000.	81	4079	No
44	GOM_NL__2PRFIN20021211_020730_000000572012_00017_04079_0195.N1	11-DEC-2002 02:07:30	Bright	57.000	111	8Eta Boo	2.6800	6000.0	114	4079	No
45	GOM_NL__2PRFIN20021211_021108_000000502012_00017_04079_0196.N1	11-DEC-2002 02:11:08	Bright	50.000	138	47Eps Vir	2.8280	4700.0	100	4079	No
46	GOM_NL__2PRFIN20021211_021318_000000812012_00017_04079_0197.N1	11-DEC-2002 02:13:18	Twi_and_stray	81.000	62	94Bet Leo	2.1360	9700.0	162	4079	No
47	GOM_NL__2PRFIN20021211_021659_000000562012_00017_04079_0198.N1	11-DEC-2002 02:16:59	Twi_and_stray	55.500	15	67Alp Vir	0.97600	28000.	111	4079	No
48	GOM_NL__2PRFIN20021211_022028_000000482012_00017_04079_0199.N1	11-DEC-2002 02:20:28	Twilight	47.500	169	46Gam Hya	2.9910	4700.0	95	4079	No
49	GOM_NL__2PRFIN20021211_022231_000000452012_00017_04079_0200.N1	11-DEC-2002 02:22:31	Twilight	44.500	54	5The Cen	2.0550	4500.0	89	4079	No
50	GOM_NL__2PRFIN20021211_022351_000000412012_00017_04079_0201.N1	11-DEC-2002 02:23:51	Dark	40.500	123	lot Cen	2.7500	10200.	81	4079	No
51	GOM_NL__2PRFIN20021211_022535_000000372012_00017_04079_0202.N1	11-DEC-2002 02:25:35	Dark	37.000	95	Zet Cen	2.5450	26000.	74	4079	No
52	GOM_NL__2PRFIN20021211_022836_000000522012_00017_04079_0203.N1	11-DEC-2002 02:28:36	Dark	52.000	4	Alp1Cen	-0.010000	5800.0	104	4079	No
53	GOM_NL__2PRFIN20021211_023001_000000412012_00018_04080_9742.N1	11-DEC-2002 02:30:01	Dark	41.000	20	Bet Cru	1.2530	30000.	82	4080	No
54	GOM_NL__2PRFIN20021211_023306_000000452012_00018_04080_9743.N1	11-DEC-2002 02:33:06	Dark	44.500	113	Mu Vel	2.6920	5000.0	89	4080	No
55	GOM_NL__2PRFIN20021211_023650_000000452012_00018_04080_9744.N1	11-DEC-2002 02:36:50	Dark	45.000	29	Bet Car	1.6720	10200.	90	4080	No
56	GOM_NL__2PRFIN20021211_023915_000000712012_00018_04080_9745.N1	11-DEC-2002 02:39:15	Dark	71.000	65	Lam Vel	2.2040	4400.0	142	4080	No
57	GOM_NL__2PRFIN20021211_024143_000000492012_00018_04080_9746.N1	11-DEC-2002 02:41:43	Dark	48.500	34	Gam2Vel	1.7930	23000.	97	4080	No
58	GOM_NL__2PRFIN20021211_024416_000000462012_00018_04080_9747.N1	11-DEC-2002 02:44:16	Dark	46.000	2	Alp Car	-0.73600	7000.0	92	4080	No
59	GOM_NL__2PRFIN20021211_024644_000000602012_00018_04080_9748.N1	11-DEC-2002 02:46:44	Dark	59.500	117	Pi Pup	2.7060	3800.0	119	4080	No
60	GOM_NL__2PRFIN20021211_025012_000000632012_00018_04080_9749.N1	11-DEC-2002 02:50:12	Straylight	63.000	23	21Eps CMa	1.5020	26000.	126	4080	No
61	GOM_NL__2PRFIN20021211_025206_000000612012_00018_04080_9750.N1	11-DEC-2002 02:52:06	Straylight	61.000	179	24Omi2CMa	3.0320	24000.	122	4080	No
62	GOM_NL__2PRFIN20021211_025527_000000682012_00018_04080_9751.N1	11-DEC-2002 02:55:27	Straylight	67.500	1	9Alp CMa	-1.4400	11000.	135	4080	No
63	GOM_NL__2PRFIN20021211_025849_000000552012_00018_04080_9752.N1	11-DEC-2002 02:58:49	Straylight	55.000	7	19Bet Ori	0.10000	14000.	110	4080	No
64	GOM_NL__2PRFIN20021211_030103_000000582012_00018_04080_9753.N1	11-DEC-2002 03:01:03	Straylight	57.500	33	50Zet Ori	1.7660	30000.	115	4080	No
65	GOM_NL__2PRFIN20021211_030343_000000522012_00018_04080_9754.N1	11-DEC-2002 03:03:43	Twi_and_stray	52.000	27	24Gam Ori	1.6360	26000.	104	4080	No
66	GOM_NL__2PRFIN20021211_030619_000000562012_00018_04080_9755.N1	11-DEC-2002 03:06:19	Twi_and_stray	56.000	13	87Alp Tau	0.86700	3800.0	112	4080	No
67	GOM_NL__2PRFIN20021211_030819_000000372012_00018_04080_9756.N1	11-DEC-2002 03:08:19	Bright	37.000	146	25Eta Tau	2.8730	15200.	74	4080	No
68	GOM_NL__2PRFIN20021211_031032_000000392012_00018_04080_9757.N1	11-DEC-2002 03:10:32	Bright	38.500	150	44Zet Per	2.8900	28000.	77	4080	No
69	GOM_NL__2PRFIN20021211_031220_000000372012_00018_04080_9758.N1	11-DEC-2002 03:12:20	Bright	36.500	173	4Bet Tri	3.0040	8900.0	73	4080	No
70	GOM_NL__2PRFIN20021211_031421_000000412012_00018_04080_9759.N1	11-DEC-2002 03:14:21	Bright	40.500	73	57Gam1And	2.2600	13100.	81	4080	No
71	GOM_NL__2PRFIN20021211_031639_000000382012_00018_04080_9760.N1	11-DEC-2002 03:16:39	Bright	37.500	160	23Gam Per	2.9300	4700.0	75	4080	No
72	GOM_NL__2PRFIN20021211_031935_000000372012_00018_04080_9761.N1	11-DEC-2002 03:19:35	Bright	36.500	110	37Del Cas	2.6780	8900.0	73	4080	No
73	GOM_NL__2PRFIN20021211_032149_000000972012_00018_04080_9762.N1	11-DEC-2002 03:21:49	Bright	96.500	24	66Alp Gem	1.5800	10200.	193	4080	No
74	GOM_NL__2PRFIN20021211_032642_000000382012_00018_04080_9763.N1	11-DEC-2002 03:26:42	Bright	38.000	49	1Alp UMi	1.9900	6300.0	76	4080	No
75	GOM_NL__2PRFIN20021211_033126_000000392012_00018_04080_9764.N1	11-DEC-2002 03:31:26	Bright	38.500	60	7Bet UMi	2.0810	3950.0	77	4080	No
76	GOM_NL__2PRFIN20021211_033429_000000392012_00018_04080_9765.N1	11-DEC-2002 03:34:29	Bright	38.500	119	14Eta Dra	2.7270	4700.0	77	4080	No
77	GOM_NL__2PRFIN20021211_033616_000000442012_00018_04080_9766.N1	11-DEC-2002 03:36:16	Bright	44.000	32	77Eps UMa	1.7630	11000.	88	4080	No
78	GOM_NL__2PRFIN20021211_033840_000000412012_00018_04080_9767.N1	11-DEC-2002 03:38:40	Bright	40.500	39	85Eta UMa	1.8540	24000.	81	4080	No
79	GOM_NL__2PRFIN20021211_034150_000000402012_00018_04080_9768.N1	11-DEC-2002 03:41:50	Bright	39.500	180	27Gam Boo	3.0400	8000.0	79	4080	No
80	GOM_NL__2PRFIN20021211_034458_000000382012_00018_04080_9769.N1	11-DEC-2002 03:44:58	Bright	37.500	83		2.3780	11000.	75	4080	No
81	GOM_NL__2PRFIN20021211_034809_000000572012_00018_04080_9770.N1	11-DEC-2002 03:48:09	Bright	57.000	111	8Eta Boo	2.6800	6000.0	114	4080	No
82	GOM_NL__2PRFIN20021211_035144_000000672012_00018_04080_9771.N1	11-DEC-2002 03:51:44	Bright	67.000	138	47Eps Vir	2.8280	4700.0	134	4080	No
83	GOM_NL__2PRFIN20021211_035355_000000812012_00018_04080_9772.N1	11-DEC-2002 03:53:55	Twi_and_stray	81.000	62	94Bet Leo	2.1360	9700.0	162	4080	No
84	GOM_NL__2PRFIN20021211_035738_000000522012_00018_04080_9773.N1	11-DEC-2002 03:57:38	Twi_and_stray	51.500	15	67Alp Vir	0.97600	28000.	103	4080	No
85	GOM_NL__2PRFIN20021211_040107_000000472012_00018_04080_9774.N1	11-DEC-2002 04:01:07	Twilight	46.500	169	46Gam Hya	2.9910	4700.0	93	4080	No
86	GOM_NL__2PRFIN20021211_040308_000000482012_00018_04080_9775.N1	11-DEC-2002 04:03:08	Twilight	47.500	54	5The Cen	2.0550	4500.0	95	4080	No
87	GOM_NL__2PRFIN20021211_040427_000000432012_00018_04080_9776.N1	11-DEC-2002 04:04:27	Dark	43.000	123	lot Cen	2.7500	10200.	86	4080	No
88	GOM_NL__2PRFIN20021211_040612_000000392012_00018_04080_9777.N1	11-DEC-2002 04:06:12	Dark	39.000	95	Zet Cen	2.5450	26000.	78	4080	No
89	GOM_NL__2PRFIN20021211_040803_000000382012_00018_04080_9778.N1	11-DEC-2002 04:08:03	Dark	38.000	77	Eps Cen	2.3030	28000.	76	4080	No
90	GOM_NL__2PRFIN20021211_040925_000000472012_00018_04080_9779.N1	11-DEC-2002 04:09:25	Dark	47.000	10	Bet Cen	0.61000	28000.	94	4080	No
91	GOM_NL__2PRFIN20021211_041342_000000472012_00019_04081_0468.N1	11-DEC-2002 04:13:42	Dark	46.500	113	Mu Vel	2.6920	5000.0	93	4081	No
92	GOM_NL__2PRFIN20021211_041726_000000402012_00019_04081_0469.N1	11-DEC-2002 04:17:26	Dark	40.000	29	Bet Car	1.6720	10200.	80	4081	No
93	GOM_NL__2PRFIN20021211_041952_000000712012_00019_04081_0470.N1	11-DEC-2002 04:19:52	Dark	70.500	65	Lam Vel	2.2040	4400.0	141	4081	No
94	GOM_NL__2PRFIN20021211_042220_000000512012_00019_04081_0471.N1	11-DEC-2002 04:22:20	Dark	51.000	34	Gam2Vel	1.7930	23000.	102	4081	No
95	GOM_NL__2PRFIN20021211_042452_000000562012_00019_04081_0472.N1	11-DEC-2002 04:24:52	Dark	56.000	2	Alp Car	-0.73600	7000.0	112	4081	No
96	GOM_NL__2PRFIN20021211_042721_000000592012_00019_04081_0473.N1	11-DEC-2002 04:27:21	Dark	58.500	117	Pi Pup	2.7060	3800.0	117	4081	No
97	GOM_NL__2PRFIN20021211_043048_000000632012_00019_04081_0474.N1	11-DEC-2002 04:30:48	Straylight	62.500	23	21Eps CMa	1.5020	26000.	125	4081	No
98	GOM_NL__2PRFIN20021211_043243_000000622012_00019_04081_0475.N1	11-DEC-2002 04:32:43	Straylight	62.000	179	24Omi2CMa	3.0320	24000.	124	4081	No
99	GOM_NL__2PRFIN20021211_043604_000000692012_00019_04081_0476.N1	11-DEC-2002 04:36:04	Straylight	68.500	1	9Alp CMa	-1.4400	11000.	137	4081	No
100	GOM_NL__2PRFIN20021211_043924_000000542012_00019_04081_0477.N1	11-DEC-2002 04:39:24	Straylight	54.000	7	19Bet Ori	0.10000	14000.	108	4081	No
101	GOM_NL__2PRFIN20021211_044139_000000522012_00019_04081_0478.N1	11-DEC-2002 04:41:39	Straylight	52.000	33	50Zet Ori	1.7660	30000.	104	4081	No

102	GOM_NL__2PRFIN20021211_044419_00000532012_00019_04081_0479.N1	11-DEC-2002 04:44:19	Twilight	52.500	27	24Gam Ori	1.6360	26000.	105	4081	No
103	GOM_NL__2PRFIN20021211_044655_00000542012_00019_04081_0480.N1	11-DEC-2002 04:46:55	Twilight	54.000	13	87Alp Tau	0.86700	3800.0	108	4081	No
104	GOM_NL__2PRFIN20021211_044855_00000372012_00019_04081_0481.N1	11-DEC-2002 04:48:55	Bright	37.000	146	25Eta Tau	2.8730	15200.	74	4081	No
105	GOM_NL__2PRFIN20021211_045108_00000382012_00019_04081_0482.N1	11-DEC-2002 04:51:08	Bright	37.500	150	44Zet Per	2.8900	28000.	75	4081	No
106	GOM_NL__2PRFIN20021211_045256_00000362012_00019_04081_0483.N1	11-DEC-2002 04:52:56	Bright	36.000	173	4Bet Tri	3.0040	8900.0	72	4081	No
107	GOM_NL__2PRFIN20021211_045458_00000392012_00019_04081_0484.N1	11-DEC-2002 04:54:58	Bright	38.500	73	57Gam1And	2.2600	13100.	77	4081	No
108	GOM_NL__2PRFIN20021211_045715_00000372012_00019_04081_0485.N1	11-DEC-2002 04:57:15	Bright	37.000	160	23Gam Per	2.9300	4700.0	74	4081	No
109	GOM_NL__2PRFIN20021211_050011_00000372012_00019_04081_0486.N1	11-DEC-2002 05:00:11	Bright	36.500	110	37Del Cas	2.6780	8900.0	73	4081	No
110	GOM_NL__2PRFIN20021211_050222_00000922012_00019_04081_0487.N1	11-DEC-2002 05:02:22	Bright	92.000	24	66Alp Gem	1.5800	10200.	184	4081	No
111	GOM_NL__2PRFIN20021211_050718_00000372012_00019_04081_0488.N1	11-DEC-2002 05:07:18	Bright	37.000	49	1Alp UMi	1.9900	6300.0	74	4081	No
112	GOM_NL__2PRFIN20021211_051202_00000392012_00019_04081_0489.N1	11-DEC-2002 05:12:02	Bright	38.500	60	7Bet UMi	2.0810	3950.0	77	4081	No
113	GOM_NL__2PRFIN20021211_051505_00000362012_00019_04081_0490.N1	11-DEC-2002 05:15:05	Bright	36.000	119	14Eta Dra	2.7270	4700.0	72	4081	No
114	GOM_NL__2PRFIN20021211_051652_00000442012_00019_04081_0491.N1	11-DEC-2002 05:16:52	Bright	44.000	32	77Eps UMa	1.7630	11000.	88	4081	No
115	GOM_NL__2PRFIN20021211_051917_00000422012_00019_04081_0492.N1	11-DEC-2002 05:19:17	Bright	41.500	39	85Eta UMa	1.8540	24000.	83	4081	No
116	GOM_NL__2PRFIN20021211_052227_00000362012_00019_04081_0493.N1	11-DEC-2002 05:22:27	Bright	35.500	180	27Gam Boo	3.0400	8000.0	71	4081	No
117	GOM_NL__2PRFIN20021211_052535_00000382012_00019_04081_0494.N1	11-DEC-2002 05:25:35	Bright	37.500	83		2.3780	11000.	75	4081	No
118	GOM_NL__2PRFIN20021211_052846_00000402012_00019_04081_0495.N1	11-DEC-2002 05:28:46	Bright	40.000	111	8Eta Boo	2.6800	6000.0	80	4081	No
119	GOM_NL__2PRFIN20021211_053221_00000492012_00019_04081_0496.N1	11-DEC-2002 05:32:21	Bright	49.000	138	47Eps Vir	2.8280	4700.0	98	4081	No
120	GOM_NL__2PRFIN20021211_053432_00000822012_00019_04081_0497.N1	11-DEC-2002 05:34:32	Twilight	82.000	62	94Bet Leo	2.1360	9700.0	164	4081	No
121	GOM_NL__2PRFIN20021211_053815_00000532012_00019_04081_0498.N1	11-DEC-2002 05:38:15	Twilight	53.000	15	67Alp Vir	0.97600	28000.	106	4081	No
122	GOM_NL__2PRFIN20021211_054144_00000482012_00019_04081_0499.N1	11-DEC-2002 05:41:44	Twilight	47.500	169	46Gam Hya	2.9910	4700.0	95	4081	No
123	GOM_NL__2PRFIN20021211_054344_00000442012_00019_04081_0500.N1	11-DEC-2002 05:43:44	Twilight	44.000	54	5The Cen	2.0550	4500.0	88	4081	No
124	GOM_NL__2PRFIN20021211_054504_00000452012_00019_04081_0501.N1	11-DEC-2002 05:45:04	Dark	45.000	123	1ot Cen	2.7500	10200.	90	4081	No
125	GOM_NL__2PRFIN20021211_054648_00000402012_00019_04081_0502.N1	11-DEC-2002 05:46:48	Dark	40.000	95	Zet Cen	2.5450	26000.	80	4081	No
126	GOM_NL__2PRFIN20021211_054839_00000382012_00019_04081_0503.N1	11-DEC-2002 05:48:39	Dark	37.500	77	Eps Cen	2.3030	28000.	75	4081	No
127	GOM_NL__2PRFIN20021211_055001_00000472012_00019_04081_0504.N1	11-DEC-2002 05:50:01	Dark	47.000	10	Bet Cen	0.61000	28000.	94	4081	No
128	GOM_NL__2PRFIN20021211_055419_00000482012_00020_04082_0189.N1	11-DEC-2002 05:54:19	Dark	48.000	113	Mu Vel	2.6920	5000.0	96	4082	No
129	GOM_NL__2PRFIN20021211_055803_00000422012_00020_04082_0190.N1	11-DEC-2002 05:58:03	Dark	41.500	29	Bet Car	1.6720	10200.	83	4082	No
130	GOM_NL__2PRFIN20021211_060028_00000622012_00020_04082_0191.N1	11-DEC-2002 06:00:28	Dark	62.000	65	Lam Vel	2.2040	4400.0	124	4082	No
131	GOM_NL__2PRFIN20021211_060257_00000542012_00020_04082_0192.N1	11-DEC-2002 06:02:57	Dark	54.000	34	Gam2Vel	1.7930	23000.	108	4082	No
132	GOM_NL__2PRFIN20021211_060528_00000562012_00020_04082_0193.N1	11-DEC-2002 06:05:28	Dark	56.000	2	Alp Car	-0.73600	7000.0	112	4082	No
133	GOM_NL__2PRFIN20021211_060758_00000602012_00020_04082_0194.N1	11-DEC-2002 06:07:58	Dark	60.000	117	Pi Pup	2.7060	3800.0	120	4082	No
134	GOM_NL__2PRFIN20021211_061124_00000582012_00020_04082_0195.N1	11-DEC-2002 06:11:24	Straylight	57.500	23	21Eps CMa	1.5020	26000.	115	4082	No
135	GOM_NL__2PRFIN20021211_061319_00000622012_00020_04082_0196.N1	11-DEC-2002 06:13:19	Straylight	62.000	179	24Omi2CMa	3.0320	24000.	124	4082	No
136	GOM_NL__2PRFIN20021211_061640_00000712012_00020_04082_0197.N1	11-DEC-2002 06:16:40	Straylight	70.500	1	9Alp CMa	-1.4400	11000.	141	4082	No
137	GOM_NL__2PRFIN20021211_062001_00000542012_00020_04082_0198.N1	11-DEC-2002 06:20:01	Straylight	54.000	7	19Bet Ori	0.10000	14000.	108	4082	No
138	GOM_NL__2PRFIN20021211_062215_00000522012_00020_04082_0199.N1	11-DEC-2002 06:22:15	Straylight	51.500	33	50Zet Ori	1.7660	30000.	103	4082	No
139	GOM_NL__2PRFIN20021211_062455_00000462012_00020_04082_0200.N1	11-DEC-2002 06:24:55	Twilight	46.000	27	24Gam Ori	1.6360	26000.	92	4082	No
140	GOM_NL__2PRFIN20021211_062731_00000532012_00020_04082_0201.N1	11-DEC-2002 06:27:31	Twilight	52.500	13	87Alp Tau	0.86700	3800.0	105	4082	No
141	GOM_NL__2PRFIN20021211_062931_00000392012_00020_04082_0202.N1	11-DEC-2002 06:29:31	Bright	38.500	146	25Eta Tau	2.8730	15200.	77	4082	No
142	GOM_NL__2PRFIN20021211_063144_00000392012_00020_04082_0203.N1	11-DEC-2002 06:31:44	Bright	38.500	150	44Zet Per	2.8900	28000.	77	4082	No
143	GOM_NL__2PRFIN20021211_063332_00000362012_00020_04082_0204.N1	11-DEC-2002 06:33:32	Bright	36.000	173	4Bet Tri	3.0040	8900.0	72	4082	No
144	GOM_NL__2PRFIN20021211_063534_00000362012_00020_04082_0205.N1	11-DEC-2002 06:35:34	Bright	36.000	73	57Gam1And	2.2600	13100.	72	4082	No
145	GOM_NL__2PRFIN20021211_063752_00000372012_00020_04082_0206.N1	11-DEC-2002 06:37:52	Bright	36.500	160	23Gam Per	2.9300	4700.0	73	4082	No
146	GOM_NL__2PRFIN20021211_064048_00000372012_00020_04082_0207.N1	11-DEC-2002 06:40:48	Bright	36.500	110	37Del Cas	2.6780	8900.0	73	4082	No
147	GOM_NL__2PRFIN20021211_064255_00000892012_00020_04082_0208.N1	11-DEC-2002 06:42:55	Bright	88.500	24	66Alp Gem	1.5800	10200.	177	4082	No
148	GOM_NL__2PRFIN20021211_064755_00000392012_00020_04082_0209.N1	11-DEC-2002 06:47:55	Bright	39.000	49	1Alp UMi	1.9900	6300.0	78	4082	No
149	GOM_NL__2PRFIN20021211_065238_00000362012_00020_04082_0210.N1	11-DEC-2002 06:52:38	Bright	35.500	60	7Bet UMi	2.0810	3950.0	71	4082	No
150	GOM_NL__2PRFIN20021211_065541_00000382012_00020_04082_0211.N1	11-DEC-2002 06:55:41	Bright	37.500	119	14Eta Dra	2.7270	4700.0	75	4082	No
151	GOM_NL__2PRFIN20021211_065729_00000412012_00020_04082_0212.N1	11-DEC-2002 06:57:29	Bright	41.000	32	77Eps UMa	1.7630	11000.	82	4082	No
152	GOM_NL__2PRFIN20021211_065953_00000412012_00020_04082_0213.N1	11-DEC-2002 06:59:53	Bright	41.000	39	85Eta UMa	1.8540	24000.	82	4082	No
153	GOM_NL__2PRFIN20021211_070303_00000362012_00020_04082_0214.N1	11-DEC-2002 07:03:03	Bright	36.000	180	27Gam Boo	3.0400	8000.0	72	4082	No
154	GOM_NL__2PRFIN20021211_070611_00000372012_00020_04082_0215.N1	11-DEC-2002 07:06:11	Bright	37.000	83		2.3780	11000.	74	4082	No
155	GOM_NL__2PRFIN20021211_070922_00000412012_00020_04082_0216.N1	11-DEC-2002 07:09:22	Bright	40.500	111	8Eta Boo	2.6800	6000.0	81	4082	No
156	GOM_NL__2PRFIN20021211_071258_00000492012_00020_04082_0217.N1	11-DEC-2002 07:12:58	Bright	49.000	138	47Eps Vir	2.8280	4700.0	98	4082	No
157	GOM_NL__2PRFIN20021211_071510_00000842012_00020_04082_0218.N1	11-DEC-2002 07:15:10	Twilight	83.500	62	94Bet Leo	2.1360	9700.0	167	4082	No
158	GOM_NL__2PRFIN20021211_071852_00000522012_00020_04082_0219.N1	11-DEC-2002 07:18:52	Twilight	52.000	15	67Alp Vir	0.97600	28000.	104	4082	No
159	GOM_NL__2PRFIN20021211_072220_00000482012_00020_04082_0220.N1	11-DEC-2002 07:22:20	Twilight	47.500	169	46Gam Hya	2.9910	4700.0	95	4082	No
160	GOM_NL__2PRFIN20021211_072421_00000482012_00020_04082_0221.N1	11-DEC-2002 07:24:21	Twilight	48.000	54	5The Cen	2.0550	4500.0	96	4082	No



161	GOM_NL__2PRFIN20021211_072540_000000442012_00020_04082_0222.N1	11-DEC-2002 07:25:40	Dark	44.000	123	Iot Cen	2.7500	10200.	88	4082	No
162	GOM_NL__2PRFIN20021211_072724_000000392012_00020_04082_0223.N1	11-DEC-2002 07:27:24	Dark	39.000	95	Zet Cen	2.5450	26000.	78	4082	No
163	GOM_NL__2PRFIN20021211_072915_000000392012_00020_04082_0224.N1	11-DEC-2002 07:29:15	Dark	38.500	77	Eps Cen	2.3030	28000.	77	4082	No
164	GOM_NL__2PRFIN20021211_073037_000000492012_00020_04082_0225.N1	11-DEC-2002 07:30:37	Dark	49.000	10	Bet Cen	0.61000	28000.	98	4082	No
165	GOM_NL__2PRFIN20021211_073456_000000572012_00021_04083_0588.N1	11-DEC-2002 07:34:56	Dark	57.000	113	Mu Vel	2.6920	5000.0	114	4083	No
166	GOM_NL__2PRFIN20021211_073840_000000382012_00021_04083_0589.N1	11-DEC-2002 07:38:40	Dark	37.500	29	Bet Car	1.6720	10200.	75	4083	No
167	GOM_NL__2PRFIN20021211_074106_000000592012_00021_04083_0590.N1	11-DEC-2002 07:41:06	Dark	58.500	65	Lam Vel	2.2040	4400.0	117	4083	No
168	GOM_NL__2PRFIN20021211_074334_000000482012_00021_04083_0591.N1	11-DEC-2002 07:43:34	Dark	47.500	34	Gam2Vel	1.7930	23000.	95	4083	No
169	GOM_NL__2PRFIN20021211_074605_000000552012_00021_04083_0592.N1	11-DEC-2002 07:46:05	Dark	54.500	2	Alp Car	-0.73600	7000.0	109	4083	No
170	GOM_NL__2PRFIN20021211_074835_000000582012_00021_04083_0593.N1	11-DEC-2002 07:48:35	Dark	57.500	117	Pi Pup	2.7060	3800.0	115	4083	No
171	GOM_NL__2PRFIN20021211_075201_000000612012_00021_04083_0594.N1	11-DEC-2002 07:52:01	Straylight	61.000	23	21Eps CMa	1.5020	26000.	122	4083	No
172	GOM_NL__2PRFIN20021211_075355_000000612012_00021_04083_0595.N1	11-DEC-2002 07:53:55	Straylight	60.500	179	24Omi2CMa	3.0320	24000.	121	4083	No
173	GOM_NL__2PRFIN20021211_075716_000000742012_00021_04083_0596.N1	11-DEC-2002 07:57:16	Straylight	73.500	1	9Alp CMa	-1.4400	11000.	147	4083	No
174	GOM_NL__2PRFIN20021211_080037_000000542012_00021_04083_0597.N1	11-DEC-2002 08:00:37	Straylight	53.500	7	19Bet Ori	0.10000	14000.	107	4083	No
175	GOM_NL__2PRFIN20021211_080251_000000522012_00021_04083_0598.N1	11-DEC-2002 08:02:51	Straylight	52.000	33	50Zet Ori	1.7660	30000.	104	4083	No
176	GOM_NL__2PRFIN20021211_080531_000000442012_00021_04083_0599.N1	11-DEC-2002 08:05:31	Tw_i_and_stray	43.500	27	24Gam Ori	1.6360	26000.	87	4083	No
177	GOM_NL__2PRFIN20021211_080807_000000472012_00021_04083_0600.N1	11-DEC-2002 08:08:07	Tw_i_and_stray	47.000	13	87Alp Tau	0.86700	3800.0	94	4083	No
178	GOM_NL__2PRFIN20021211_081007_000000352012_00021_04083_0601.N1	11-DEC-2002 08:10:07	Bright	34.500	146	25Eta Tau	2.8730	15200.	69	4083	No
179	GOM_NL__2PRFIN20021211_081220_000000382012_00021_04083_0602.N1	11-DEC-2002 08:12:20	Bright	37.500	150	44Zet Per	2.8900	28000.	75	4083	No
180	GOM_NL__2PRFIN20021211_081409_000000362012_00021_04083_0603.N1	11-DEC-2002 08:14:09	Bright	36.000	173	4Bet Tri	3.0040	8900.0	72	4083	No
181	GOM_NL__2PRFIN20021211_081610_000000382012_00021_04083_0604.N1	11-DEC-2002 08:16:10	Bright	38.000	73	57Gam1And	2.2600	13100.	76	4083	No
182	GOM_NL__2PRFIN20021211_081828_000000372012_00021_04083_0605.N1	11-DEC-2002 08:18:28	Bright	37.000	160	23Gam Per	2.9300	4700.0	74	4083	No
183	GOM_NL__2PRFIN20021211_082124_000000352012_00021_04083_0606.N1	11-DEC-2002 08:21:24	Bright	35.000	110	37Del Cas	2.6780	8900.0	70	4083	No
184	GOM_NL__2PRFIN20021211_082329_000000952012_00021_04083_0607.N1	11-DEC-2002 08:23:29	Bright	94.500	24	66Alp Gem	1.5800	10200.	189	4083	No
185	GOM_NL__2PRFIN20021211_082831_000000342012_00021_04083_0608.N1	11-DEC-2002 08:28:31	Bright	33.500	49	1Alp UMi	1.9900	6300.0	67	4083	No
186	GOM_NL__2PRFIN20021211_083314_000000382012_00021_04083_0609.N1	11-DEC-2002 08:33:14	Bright	37.500	60	7Bet UMi	2.0810	3950.0	75	4083	No
187	GOM_NL__2PRFIN20021211_083618_000000372012_00021_04083_0610.N1	11-DEC-2002 08:36:18	Bright	37.000	119	14Eta Dra	2.7270	4700.0	74	4083	No
188	GOM_NL__2PRFIN20021211_083805_000000422012_00021_04083_0611.N1	11-DEC-2002 08:38:05	Bright	41.500	32	77Eps UMa	1.7630	11000.	83	4083	No
189	GOM_NL__2PRFIN20021211_084029_000000412012_00021_04083_0612.N1	11-DEC-2002 08:40:29	Bright	40.500	39	85Eta UMa	1.8540	24000.	81	4083	No
190	GOM_NL__2PRFIN20021211_084340_000000372012_00021_04083_0613.N1	11-DEC-2002 08:43:40	Bright	37.000	180	27Gam Boo	3.0400	8000.0	74	4083	No
191	GOM_NL__2PRFIN20021211_084648_000000362012_00021_04083_0614.N1	11-DEC-2002 08:46:48	Bright	36.000	83		2.3780	11000.	72	4083	No
192	GOM_NL__2PRFIN20021211_084959_000000572012_00021_04083_0615.N1	11-DEC-2002 08:49:59	Bright	57.000	111	8Eta Boo	2.6800	6000.0	114	4083	No
193	GOM_NL__2PRFIN20021211_085335_000000672012_00021_04083_0616.N1	11-DEC-2002 08:53:35	Bright	67.000	138	47Eps Vir	2.8280	4700.0	134	4083	No
194	GOM_NL__2PRFIN20021211_085547_000000842012_00021_04083_0617.N1	11-DEC-2002 08:55:47	Tw_i_and_stray	84.000	62	94Bet Leo	2.1360	9700.0	168	4083	No
195	GOM_NL__2PRFIN20021211_085929_000000522012_00021_04083_0618.N1	11-DEC-2002 08:59:29	Tw_i_and_stray	51.500	15	67Alp Vir	0.97600	28000.	103	4083	No
196	GOM_NL__2PRFIN20021211_090257_000000432012_00021_04083_0619.N1	11-DEC-2002 09:02:57	Twilight	42.500	169	46Gam Hya	2.9910	4700.0	85	4083	No
197	GOM_NL__2PRFIN20021211_090458_000000422012_00021_04083_0620.N1	11-DEC-2002 09:04:58	Twilight	42.000	54	5The Cen	2.0550	4500.0	84	4083	No
198	GOM_NL__2PRFIN20021211_090618_000000432012_00021_04083_0621.N1	11-DEC-2002 09:06:18	Dark	43.000	123	Iot Cen	2.7500	10200.	86	4083	No
199	GOM_NL__2PRFIN20021211_090800_000000382012_00021_04083_0622.N1	11-DEC-2002 09:08:00	Dark	38.000	95	Zet Cen	2.5450	26000.	76	4083	No
200	GOM_NL__2PRFIN20021211_090952_000000422012_00021_04083_0623.N1	11-DEC-2002 09:09:52	Dark	41.500	77	Eps Cen	2.3030	28000.	83	4083	No
201	GOM_NL__2PRFIN20021211_091113_000000482012_00021_04083_0624.N1	11-DEC-2002 09:11:13	Dark	48.000	10	Bet Cen	0.61000	28000.	96	4083	No
202	GOM_NL__2PRFIN20021211_091533_000000462012_00022_04084_0189.N1	11-DEC-2002 09:15:33	Dark	45.500	113	Mu Vel	2.6920	5000.0	91	4084	No
203	GOM_NL__2PRFIN20021211_091916_000000392012_00022_04084_0190.N1	11-DEC-2002 09:19:16	Dark	39.000	29	Bet Car	1.6720	10200.	78	4084	No
204	GOM_NL__2PRFIN20021211_092143_000000572012_00022_04084_0191.N1	11-DEC-2002 09:21:43	Dark	57.000	65	Lam Vel	2.2040	4400.0	114	4084	No
205	GOM_NL__2PRFIN20021211_092411_000000482012_00022_04084_0192.N1	11-DEC-2002 09:24:11	Dark	47.500	34	Gam2Vel	1.7930	23000.	95	4084	No
206	GOM_NL__2PRFIN20021211_092641_000000482012_00022_04084_0193.N1	11-DEC-2002 09:26:41	Dark	47.500	2	Alp Car	-0.73600	7000.0	95	4084	No
207	GOM_NL__2PRFIN20021211_092912_000000632012_00022_04084_0194.N1	11-DEC-2002 09:29:12	Dark	62.500	117	Pi Pup	2.7060	3800.0	125	4084	No
208	GOM_NL__2PRFIN20021211_093238_000000622012_00022_04084_0195.N1	11-DEC-2002 09:32:38	Straylight	62.000	23	21Eps CMa	1.5020	26000.	124	4084	No
209	GOM_NL__2PRFIN20021211_093432_000000592012_00022_04084_0196.N1	11-DEC-2002 09:34:32	Straylight	58.500	179	24Omi2CMa	3.0320	24000.	117	4084	No
210	GOM_NL__2PRFIN20021211_093753_000000712012_00022_04084_0197.N1	11-DEC-2002 09:37:53	Straylight	71.000	1	9Alp CMa	-1.4400	11000.	142	4084	No
211	GOM_NL__2PRFIN20021211_094113_000000582012_00022_04084_0198.N1	11-DEC-2002 09:41:13	Straylight	57.500	7	19Bet Ori	0.10000	14000.	115	4084	No
212	GOM_NL__2PRFIN20021211_094327_000000482012_00022_04084_0199.N1	11-DEC-2002 09:43:27	Straylight	48.000	33	50Zet Ori	1.7660	30000.	96	4084	No
213	GOM_NL__2PRFIN20021211_094607_000000462012_00022_04084_0200.N1	11-DEC-2002 09:46:07	Tw_i_and_stray	46.000	27	24Gam Ori	1.6360	26000.	92	4084	No
214	GOM_NL__2PRFIN20021211_094843_000000482012_00022_04084_0201.N1	11-DEC-2002 09:48:43	Tw_i_and_stray	47.500	13	87Alp Tau	0.86700	3800.0	95	4084	No
215	GOM_NL__2PRFIN20021211_095043_000000372012_00022_04084_0202.N1	11-DEC-2002 09:50:43	Bright	37.000	146	25Eta Tau	2.8730	15200.	74	4084	No
216	GOM_NL__2PRFIN20021211_095257_000000372012_00022_04084_0203.N1	11-DEC-2002 09:52:57	Bright	37.000	150	44Zet Per	2.8900	28000.	74	4084	No
217	GOM_NL__2PRFIN20021211_095445_000000372012_00022_04084_0204.N1	11-DEC-2002 09:54:45	Bright	37.000	173	4Bet Tri	3.0040	8900.0	74	4084	No
218	GOM_NL__2PRFIN20021211_095647_000000382012_00022_04084_0205.N1	11-DEC-2002 09:56:47	Bright	37.500	73	57Gam1And	2.2600	13100.	75	4084	No
219	GOM_NL__2PRFIN20021211_095904_000000372012_00022_04084_0206.N1	11-DEC-2002 09:59:04	Bright	36.500	160	23Gam Per	2.9300	4700.0	73	4084	No

220	GOM_NL__2PRFIN20021211_100200_000000352012_00022_04084_0207.N1	11-DEC-2002 10:02:00	Bright	35.000	110	37Del Cas	2.6780	8900.0	70	4084	No
221	GOM_NL__2PRFIN20021211_100403_000000922012_00022_04084_0208.N1	11-DEC-2002 10:04:03	Bright	92.000	24	66Alp Gem	1.5800	10200.	184	4084	No
222	GOM_NL__2PRFIN20021211_100907_000000382012_00022_04084_0209.N1	11-DEC-2002 10:09:07	Bright	37.500	49	1Alp UMi	1.9900	6300.0	75	4084	No
223	GOM_NL__2PRFIN20021211_101351_000000382012_00022_04084_0210.N1	11-DEC-2002 10:13:51	Bright	38.000	60	7Bet UMi	2.0810	3950.0	76	4084	No
224	GOM_NL__2PRFIN20021211_101654_000000352012_00022_04084_0211.N1	11-DEC-2002 10:16:54	Bright	35.000	119	14Eta Dra	2.7270	4700.0	70	4084	No
225	GOM_NL__2PRFIN20021211_101841_000000442012_00022_04084_0212.N1	11-DEC-2002 10:18:41	Bright	43.500	32	77Eps UMa	1.7630	11000.	87	4084	No
226	GOM_NL__2PRFIN20021211_102105_000000402012_00022_04084_0213.N1	11-DEC-2002 10:21:05	Bright	39.500	39	85Eta UMa	1.8540	24000.	79	4084	No
227	GOM_NL__2PRFIN20021211_102416_000000362012_00022_04084_0214.N1	11-DEC-2002 10:24:16	Bright	36.000	180	27Gam Boo	3.0400	8000.0	72	4084	No
228	GOM_NL__2PRFIN20021211_102724_000000352012_00022_04084_0215.N1	11-DEC-2002 10:27:24	Bright	35.000	83		2.3780	11000.	70	4084	No
229	GOM_NL__2PRFIN20021211_103035_000000382012_00022_04084_0216.N1	11-DEC-2002 10:30:35	Bright	38.000	111	8Eta Boo	2.6800	6000.0	76	4084	No
230	GOM_NL__2PRFIN20021211_103412_000000502012_00022_04084_0217.N1	11-DEC-2002 10:34:12	Bright	49.500	138	47Eps Vir	2.8280	4700.0	99	4084	No
231	GOM_NL__2PRFIN20021211_103624_000000902012_00022_04084_0218.N1	11-DEC-2002 10:36:24	Twilight	90.000	62	94Bet Leo	2.1360	9700.0	180	4084	No
232	GOM_NL__2PRFIN20021211_104006_000000482012_00022_04084_0219.N1	11-DEC-2002 10:40:06	Twilight	48.000	15	67Alp Vir	0.97600	28000.	96	4084	No
233	GOM_NL__2PRFIN20021211_104334_000000472012_00022_04084_0220.N1	11-DEC-2002 10:43:34	Twilight	47.000	169	46Gam Hya	2.9910	4700.0	94	4084	No
234	GOM_NL__2PRFIN20021211_104534_000000442012_00022_04084_0221.N1	11-DEC-2002 10:45:34	Twilight	43.500	54	5The Cen	2.0550	4500.0	87	4084	No
235	GOM_NL__2PRFIN20021211_104654_000000422012_00022_04084_0222.N1	11-DEC-2002 10:46:54	Dark	41.500	123	1ot Cen	2.7500	10200.	83	4084	No
236	GOM_NL__2PRFIN20021211_104837_000000392012_00022_04084_0223.N1	11-DEC-2002 10:48:37	Dark	38.500	95	Zet Cen	2.5450	26000.	77	4084	No
237	GOM_NL__2PRFIN20021211_105028_000000392012_00022_04084_0224.N1	11-DEC-2002 10:50:28	Dark	38.500	77	Eps Cen	2.3030	28000.	77	4084	No
238	GOM_NL__2PRFIN20021211_105150_000000462012_00022_04084_0225.N1	11-DEC-2002 10:51:50	Dark	46.000	10	Bet Cen	0.61000	28000.	92	4084	No
239	GOM_NL__2PRFIN20021211_105415_000000482012_00023_04085_0550.N1	11-DEC-2002 10:54:15	Dark	47.500	12	Alp1Cru	0.77500	30000.	95	4085	No
240	GOM_NL__2PRFIN20021211_105610_000000462012_00023_04085_0551.N1	11-DEC-2002 10:56:10	Dark	46.000	113	Mu Vel	2.6920	5000.0	92	4085	No
241	GOM_NL__2PRFIN20021211_105953_000000392012_00023_04085_0552.N1	11-DEC-2002 10:59:53	Dark	39.000	29	Bet Car	1.6720	10200.	78	4085	No
242	GOM_NL__2PRFIN20021211_110214_000000452012_00023_04085_0553.N1	11-DEC-2002 11:02:14	Dark	45.000	41	Eps Car	1.8600	4100.0	90	4085	No
243	GOM_NL__2PRFIN20021211_110447_000000512012_00023_04085_0554.N1	11-DEC-2002 11:04:47	Dark	50.500	34	Gam2Vel	1.7930	23000.	101	4085	No
244	GOM_NL__2PRFIN20021211_110718_000000462012_00023_04085_0555.N1	11-DEC-2002 11:07:18	Dark	46.000	2	Alp Car	-0.73600	7000.0	92	4085	No
245	GOM_NL__2PRFIN20021211_110948_000000602012_00023_04085_0556.N1	11-DEC-2002 11:09:48	Dark	60.000	117	Pi Pup	2.7060	3800.0	120	4085	No
246	GOM_NL__2PRFIN20021211_111314_000000572012_00023_04085_0557.N1	11-DEC-2002 11:13:14	Straylight	57.000	23	21Eps CMa	1.5020	26000.	114	4085	No
247	GOM_NL__2PRFIN20021211_111508_000000632012_00023_04085_0558.N1	11-DEC-2002 11:15:08	Straylight	62.500	179	24Omi2CMa	3.0320	24000.	125	4085	No
248	GOM_NL__2PRFIN20021211_111828_000000732012_00023_04085_0559.N1	11-DEC-2002 11:18:28	Straylight	72.500	1	9Alp CMa	-1.4400	11000.	145	4085	No
249	GOM_NL__2PRFIN20021211_112149_000000592012_00023_04085_0560.N1	11-DEC-2002 11:21:49	Straylight	59.000	7	19Bet Ori	0.10000	14000.	118	4085	No
250	GOM_NL__2PRFIN20021211_112415_000000512012_00023_04085_0561.N1	11-DEC-2002 11:24:15	Straylight	50.500	30	46Eps Ori	1.6940	30000.	101	4085	No
251	GOM_NL__2PRFIN20021211_112642_000000482012_00023_04085_0562.N1	11-DEC-2002 11:26:42	Twilight	48.000	27	24Gam Ori	1.6360	26000.	96	4085	No
252	GOM_NL__2PRFIN20021211_112918_000000482012_00023_04085_0563.N1	11-DEC-2002 11:29:18	Twilight	47.500	13	87Alp Tau	0.86700	3800.0	95	4085	No
253	GOM_NL__2PRFIN20021211_113332_000000372012_00023_04085_0564.N1	11-DEC-2002 11:33:32	Bright	37.000	150	44Zet Per	2.8900	28000.	74	4085	No
254	GOM_NL__2PRFIN20021211_113552_000000352012_00023_04085_0565.N1	11-DEC-2002 11:35:52	Bright	35.000	149	45Eps Per	2.8880	30000.	70	4085	No
255	GOM_NL__2PRFIN20021211_113723_000000402012_00023_04085_0566.N1	11-DEC-2002 11:37:23	Bright	39.500	73	57Gam1And	2.2600	13100.	79	4085	No
256	GOM_NL__2PRFIN20021211_113940_000000372012_00023_04085_0567.N1	11-DEC-2002 11:39:40	Bright	36.500	160	23Gam Per	2.9300	4700.0	73	4085	No
257	GOM_NL__2PRFIN20021211_114236_000000362012_00023_04085_0568.N1	11-DEC-2002 11:42:36	Bright	35.500	110	37Del Cas	2.6780	8900.0	71	4085	No
258	GOM_NL__2PRFIN20021211_114436_000000892012_00023_04085_0569.N1	11-DEC-2002 11:44:36	Bright	88.500	24	66Alp Gem	1.5800	10200.	177	4085	No
259	GOM_NL__2PRFIN20021211_114943_000000342012_00023_04085_0570.N1	11-DEC-2002 11:49:43	Bright	33.500	49	1Alp UMi	1.9900	6300.0	67	4085	No
260	GOM_NL__2PRFIN20021211_115426_000000382012_00023_04085_0571.N1	11-DEC-2002 11:54:26	Bright	38.000	60	7Bet UMi	2.0810	3950.0	76	4085	No
261	GOM_NL__2PRFIN20021211_115730_000000332012_00023_04085_0572.N1	11-DEC-2002 11:57:30	Bright	33.000	119	14Eta Dra	2.7270	4700.0	66	4085	No
262	GOM_NL__2PRFIN20021211_115917_000000402012_00023_04085_0573.N1	11-DEC-2002 11:59:17	Bright	40.000	32	77Eps UMa	1.7630	11000.	80	4085	No
263	GOM_NL__2PRFIN20021211_120141_000000402012_00023_04085_0574.N1	11-DEC-2002 12:01:41	Bright	39.500	39	85Eta UMa	1.8540	24000.	79	4085	No
264	GOM_NL__2PRFIN20021211_120452_000000362012_00023_04085_0575.N1	11-DEC-2002 12:04:52	Bright	36.000	180	27Gam Boo	3.0400	8000.0	72	4085	No
265	GOM_NL__2PRFIN20021211_120800_000000372012_00023_04085_0576.N1	11-DEC-2002 12:08:00	Bright	37.000	83		2.3780	11000.	74	4085	No
266	GOM_NL__2PRFIN20021211_121111_000000402012_00023_04085_0577.N1	11-DEC-2002 12:11:11	Bright	39.500	111	8Eta Boo	2.6800	6000.0	79	4085	No
267	GOM_NL__2PRFIN20021211_121448_000000482012_00023_04085_0578.N1	11-DEC-2002 12:14:48	Bright	48.000	138	47Eps Vir	2.8280	4700.0	96	4085	No
268	GOM_NL__2PRFIN20021211_121701_000000822012_00023_04085_0579.N1	11-DEC-2002 12:17:01	Twilight	81.500	62	94Bet Leo	2.1360	9700.0	163	4085	No
269	GOM_NL__2PRFIN20021211_122042_000000502012_00023_04085_0580.N1	11-DEC-2002 12:20:42	Twilight	50.000	15	67Alp Vir	0.97600	28000.	100	4085	No
270	GOM_NL__2PRFIN20021211_122411_000000452012_00023_04085_0581.N1	11-DEC-2002 12:24:11	Twilight	44.500	169	46Gam Hya	2.9910	4700.0	89	4085	No
271	GOM_NL__2PRFIN20021211_122610_000000452012_00023_04085_0582.N1	11-DEC-2002 12:26:10	Twilight	44.500	54	5The Cen	2.0550	4500.0	89	4085	No
272	GOM_NL__2PRFIN20021211_122731_000000412012_00023_04085_0583.N1	11-DEC-2002 12:27:31	Dark	40.500	123	1ot Cen	2.7500	10200.	81	4085	No
273	GOM_NL__2PRFIN20021211_122913_000000382012_00023_04085_0584.N1	11-DEC-2002 12:29:13	Dark	37.500	95	Zet Cen	2.5450	26000.	75	4085	No
274	GOM_NL__2PRFIN20021211_123105_000000372012_00023_04085_0585.N1	11-DEC-2002 12:31:05	Dark	37.000	77	Eps Cen	2.3030	28000.	74	4085	No
275	GOM_NL__2PRFIN20021211_123226_000000382012_00023_04085_0586.N1	11-DEC-2002 12:32:26	Dark	38.000	10	Bet Cen	0.61000	28000.	76	4085	No
276	GOM_NL__2PRFIN20021211_123340_000000432012_00024_04086_0425.N1	11-DEC-2002 12:33:40	Dark	42.500	20	Bet Cru	1.2530	30000.	85	4086	No
277	GOM_NL__2PRFIN20021211_123451_000000412012_00024_04086_0426.N1	11-DEC-2002 12:34:51	Dark	41.000	12	Alp1Cru	0.77500	30000.	82	4086	No
278	GOM_NL__2PRFIN20021211_123647_000000462012_00024_04086_0427.N1	11-DEC-2002 12:36:47	Dark	45.500	113	Mu Vel	2.6920	5000.0	91	4086	No

279	GOM_NL__2PRFIN20021211_124029_000000462012_00024_04086_0428.N1	11-DEC-2002 12:40:29	Dark	46.000	29	Bet Car	1.6720	10200.	92	4086	No
280	GOM_NL__2PRFIN20021211_124251_000000522012_00024_04086_0429.N1	11-DEC-2002 12:42:51	Dark	51.500	41	Eps Car	1.8600	4100.0	103	4086	No
281	GOM_NL__2PRFIN20021211_124524_000000482012_00024_04086_0430.N1	11-DEC-2002 12:45:24	Dark	47.500	34	Gam2Vel	1.7930	23000.	95	4086	No
282	GOM_NL__2PRFIN20021211_124754_000000562012_00024_04086_0431.N1	11-DEC-2002 12:47:54	Dark	56.000	2	Alp Car	-0.73600	7000.0	112	4086	No
283	GOM_NL__2PRFIN20021211_125025_000000562012_00024_04086_0432.N1	11-DEC-2002 12:50:25	Dark	56.000	117	Pi Pup	2.7060	3800.0	112	4086	No
284	GOM_NL__2PRFIN20021211_125351_000000612012_00024_04086_0433.N1	11-DEC-2002 12:53:51	Straylight	60.500	23	21Eps CMa	1.5020	26000.	121	4086	No
285	GOM_NL__2PRFIN20021211_125545_000000592012_00024_04086_0434.N1	11-DEC-2002 12:55:45	Straylight	59.000	179	24Omi2CMa	3.0320	24000.	118	4086	No
286	GOM_NL__2PRFIN20021211_125905_000000712012_00024_04086_0435.N1	11-DEC-2002 12:59:05	Straylight	70.500	1	9Alp CMa	-1.4400	11000.	141	4086	No
287	GOM_NL__2PRFIN20021211_130225_000000572012_00024_04086_0436.N1	11-DEC-2002 13:02:25	Straylight	57.000	7	19Bet Ori	0.10000	14000.	114	4086	No
288	GOM_NL__2PRFIN20021211_130451_000000522012_00024_04086_0437.N1	11-DEC-2002 13:04:51	Straylight	52.000	30	46Eps Ori	1.6940	30000.	104	4086	No
289	GOM_NL__2PRFIN20021211_130718_000000522012_00024_04086_0438.N1	11-DEC-2002 13:07:18	Tw_i_and_stray	51.500	27	24Gam Ori	1.6360	26000.	103	4086	No
290	GOM_NL__2PRFIN20021211_130955_000000492012_00024_04086_0439.N1	11-DEC-2002 13:09:55	Tw_i_and_stray	49.000	13	87Alp Tau	0.86700	3800.0	98	4086	No
291	GOM_NL__2PRFIN20021211_131409_000000382012_00024_04086_0440.N1	11-DEC-2002 13:14:09	Bright	38.000	150	44Zet Per	2.8900	28000.	76	4086	No
292	GOM_NL__2PRFIN20021211_131628_000000372012_00024_04086_0441.N1	11-DEC-2002 13:16:28	Bright	37.000	149	45Eps Per	2.8880	30000.	74	4086	No
293	GOM_NL__2PRFIN20021211_131800_000000382012_00024_04086_0442.N1	11-DEC-2002 13:18:00	Bright	38.000	73	57Gam1And	2.2600	13100.	76	4086	No
294	GOM_NL__2PRFIN20021211_132016_000000352012_00024_04086_0443.N1	11-DEC-2002 13:20:16	Bright	35.000	160	23Gam Per	2.9300	4700.0	70	4086	No
295	GOM_NL__2PRFIN20021211_132313_000000352012_00024_04086_0444.N1	11-DEC-2002 13:23:13	Bright	35.000	110	37Del Cas	2.6780	8900.0	70	4086	No
296	GOM_NL__2PRFIN20021211_132510_000000922012_00024_04086_0445.N1	11-DEC-2002 13:25:10	Bright	92.000	24	66Alp Gem	1.5800	10200.	184	4086	No
297	GOM_NL__2PRFIN20021211_133019_000000352012_00024_04086_0446.N1	11-DEC-2002 13:30:19	Bright	34.500	49	1Alp UMi	1.9900	6300.0	69	4086	No
298	GOM_NL__2PRFIN20021211_133503_000000342012_00024_04086_0447.N1	11-DEC-2002 13:35:03	Bright	34.000	60	7Bet UMi	2.0810	3950.0	68	4086	No
299	GOM_NL__2PRFIN20021211_133807_000000372012_00024_04086_0448.N1	11-DEC-2002 13:38:07	Bright	36.500	119	14Eta Dra	2.7270	4700.0	73	4086	No
300	GOM_NL__2PRFIN20021211_133953_000000432012_00024_04086_0449.N1	11-DEC-2002 13:39:53	Bright	42.500	32	77Eps UMa	1.7630	11000.	85	4086	No
301	GOM_NL__2PRFIN20021211_134217_000000392012_00024_04086_0450.N1	11-DEC-2002 13:42:17	Bright	39.000	39	85Eta UMa	1.8540	24000.	78	4086	No
302	GOM_NL__2PRFIN20021211_134529_000000372012_00024_04086_0451.N1	11-DEC-2002 13:45:29	Bright	36.500	180	27Gam Boo	3.0400	8000.0	73	4086	No
303	GOM_NL__2PRFIN20021211_134836_000000352012_00024_04086_0452.N1	11-DEC-2002 13:48:36	Bright	35.000	83		2.3780	11000.	70	4086	No
304	GOM_NL__2PRFIN20021211_135148_000000402012_00024_04086_0453.N1	11-DEC-2002 13:51:48	Bright	39.500	111	8Eta Boo	2.6800	6000.0	79	4086	No
305	GOM_NL__2PRFIN20021211_135524_000000672012_00024_04086_0454.N1	11-DEC-2002 13:55:24	Bright	67.000	138	47Eps Vir	2.8280	4700.0	134	4086	No
306	GOM_NL__2PRFIN20021211_135739_000000832012_00024_04086_0455.N1	11-DEC-2002 13:57:39	Tw_i_and_stray	83.000	62	94Bet Leo	2.1360	9700.0	166	4086	No
307	GOM_NL__2PRFIN20021211_140119_000000522012_00024_04086_0456.N1	11-DEC-2002 14:01:19	Tw_i_and_stray	51.500	15	67Alp Vir	0.97600	28000.	103	4086	No
308	GOM_NL__2PRFIN20021211_140447_000000492012_00024_04086_0457.N1	11-DEC-2002 14:04:47	Twilight	48.500	169	46Gam Hya	2.9910	4700.0	97	4086	No
309	GOM_NL__2PRFIN20021211_140647_000000442012_00024_04086_0458.N1	11-DEC-2002 14:06:47	Twilight	44.000	54	5The Cen	2.0550	4500.0	88	4086	No
310	GOM_NL__2PRFIN20021211_140807_000000412012_00024_04086_0459.N1	11-DEC-2002 14:08:07	Dark	41.000	123	1ot Cen	2.7500	10200.	82	4086	No
311	GOM_NL__2PRFIN20021211_140950_000000382012_00024_04086_0460.N1	11-DEC-2002 14:09:50	Dark	38.000	95	Zet Cen	2.5450	26000.	76	4086	No
312	GOM_NL__2PRFIN20021211_141141_000000392012_00024_04086_0461.N1	11-DEC-2002 14:11:41	Dark	39.000	77	Eps Cen	2.3030	28000.	78	4086	No
313	GOM_NL__2PRFIN20021211_141302_000000462012_00024_04086_0462.N1	11-DEC-2002 14:13:02	Dark	46.000	10	Bet Cen	0.61000	28000.	92	4086	No
314	GOM_NL__2PRFIN20021211_141417_000000392012_00025_04087_0425.N1	11-DEC-2002 14:14:17	Dark	38.500	20	Bet Cru	1.2530	30000.	77	4087	No
315	GOM_NL__2PRFIN20021211_141528_000000412012_00025_04087_0426.N1	11-DEC-2002 14:15:28	Dark	41.000	12	Alp1Cru	0.77500	30000.	82	4087	No
316	GOM_NL__2PRFIN20021211_141724_000000452012_00025_04087_0427.N1	11-DEC-2002 14:17:24	Dark	45.000	113	Mu Vel	2.6920	5000.0	90	4087	No
317	GOM_NL__2PRFIN20021211_142106_000000382012_00025_04087_0428.N1	11-DEC-2002 14:21:06	Dark	38.000	29	Bet Car	1.6720	10200.	76	4087	No
318	GOM_NL__2PRFIN20021211_142327_000000472012_00025_04087_0429.N1	11-DEC-2002 14:23:27	Dark	47.000	41	Eps Car	1.8600	4100.0	94	4087	No
319	GOM_NL__2PRFIN20021211_142601_000000472012_00025_04087_0430.N1	11-DEC-2002 14:26:01	Dark	46.500	34	Gam2Vel	1.7930	23000.	93	4087	No
320	GOM_NL__2PRFIN20021211_142831_000000522012_00025_04087_0431.N1	11-DEC-2002 14:28:31	Dark	52.000	2	Alp Car	-0.73600	7000.0	104	4087	No
321	GOM_NL__2PRFIN20021211_143102_000000632012_00025_04087_0432.N1	11-DEC-2002 14:31:02	Dark	63.000	117	Pi Pup	2.7060	3800.0	126	4087	No
322	GOM_NL__2PRFIN20021211_143427_000000562012_00025_04087_0433.N1	11-DEC-2002 14:34:27	Straylight	56.000	23	21Eps CMa	1.5020	26000.	112	4087	No
323	GOM_NL__2PRFIN20021211_143621_000000592012_00025_04087_0434.N1	11-DEC-2002 14:36:21	Straylight	58.500	179	24Omi2CMa	3.0320	24000.	117	4087	No
324	GOM_NL__2PRFIN20021211_143941_000000672012_00025_04087_0435.N1	11-DEC-2002 14:39:41	Straylight	66.500	1	9Alp CMa	-1.4400	11000.	133	4087	No
325	GOM_NL__2PRFIN20021211_144302_000000562012_00025_04087_0436.N1	11-DEC-2002 14:43:02	Straylight	55.500	7	19Bet Ori	0.10000	14000.	111	4087	No
326	GOM_NL__2PRFIN20021211_144528_000000562012_00025_04087_0437.N1	11-DEC-2002 14:45:28	Straylight	55.500	30	46Eps Ori	1.6940	30000.	111	4087	No
327	GOM_NL__2PRFIN20021211_144754_000000502012_00025_04087_0438.N1	11-DEC-2002 14:47:54	Tw_i_and_stray	49.500	27	24Gam Ori	1.6360	26000.	99	4087	No
328	GOM_NL__2PRFIN20021211_145031_000000522012_00025_04087_0439.N1	11-DEC-2002 14:50:31	Tw_i_and_stray	52.000	13	87Alp Tau	0.86700	3800.0	104	4087	No
329	GOM_NL__2PRFIN20021211_145445_000000382012_00025_04087_0440.N1	11-DEC-2002 14:54:45	Bright	37.500	150	44Zet Per	2.8900	28000.	75	4087	No
330	GOM_NL__2PRFIN20021211_145703_000000382012_00025_04087_0441.N1	11-DEC-2002 14:57:03	Bright	38.000	149	45Eps Per	2.8880	30000.	76	4087	No
331	GOM_NL__2PRFIN20021211_145835_000000392012_00025_04087_0442.N1	11-DEC-2002 14:58:35	Bright	38.500	73	57Gam1And	2.2600	13100.	77	4087	No
332	GOM_NL__2PRFIN20021211_150050_000000382012_00025_04087_0443.N1	11-DEC-2002 15:00:50	Bright	37.500	160	23Gam Per	2.9300	4700.0	75	4087	No
333	GOM_NL__2PRFIN20021211_150348_000000372012_00025_04087_0444.N1	11-DEC-2002 15:03:48	Bright	36.500	110	37Del Cas	2.6780	8900.0	73	4087	No
334	GOM_NL__2PRFIN20021211_150543_000000932012_00025_04087_0445.N1	11-DEC-2002 15:05:43	Bright	92.500	24	66Alp Gem	1.5800	10200.	185	4087	No
335	GOM_NL__2PRFIN20021211_151053_000000382012_00025_04087_0446.N1	11-DEC-2002 15:10:53	Bright	37.500	49	1Alp UMi	1.9900	6300.0	75	4087	No
336	GOM_NL__2PRFIN20021211_151537_000000522012_00025_04087_0447.N1	11-DEC-2002 15:15:37	Bright	52.000	60	7Bet UMi	2.0810	3950.0	104	4087	No
337	GOM_NL__2PRFIN20021211_151841_000000372012_00025_04087_0448.N1	11-DEC-2002 15:18:41	Bright	37.000	119	14Eta Dra	2.7270	4700.0	74	4087	No



338	GOM_NL__2PRFIN20021211_152027_000000422012_00025_04087_0449.N1	11-DEC-2002 15:20:27	Bright	41.500	32	77Eps UMa	1.7630	11000.	83	4087	No
339	GOM_NL__2PRFIN20021211_152249_000000412012_00025_04087_0450.N1	11-DEC-2002 15:22:49	Bright	41.000	39	85Eta UMa	1.8540	24000.	82	4087	No
340	GOM_NL__2PRFIN20021211_152603_000000382012_00025_04087_0451.N1	11-DEC-2002 15:26:03	Bright	38.000	180	27Gam Boo	3.0400	8000.0	76	4087	No
341	GOM_NL__2PRFIN20021211_152911_000000392012_00025_04087_0452.N1	11-DEC-2002 15:29:11	Bright	38.500	83		2.3780	11000.	77	4087	No
342	GOM_NL__2PRFIN20021211_153220_000000572012_00025_04087_0453.N1	11-DEC-2002 15:32:20	Bright	57.000	111	8Eta Boo	2.6800	6000.0	114	4087	No
343	GOM_NL__2PRFIN20021211_153559_000000672012_00025_04087_0454.N1	11-DEC-2002 15:35:59	Bright	67.000	138	47Eps Vir	2.8280	4700.0	134	4087	No
344	GOM_NL__2PRFIN20021211_153815_000000822012_00025_04087_0455.N1	11-DEC-2002 15:38:15	Twilight	82.000	62	94Bet Leo	2.1360	9700.0	164	4087	No
345	GOM_NL__2PRFIN20021211_154152_000000572012_00025_04087_0456.N1	11-DEC-2002 15:41:52	Twilight	56.500	15	67Alp Vir	0.97600	28000.	113	4087	No
346	GOM_NL__2PRFIN20021211_154520_000000492012_00025_04087_0457.N1	11-DEC-2002 15:45:20	Twilight	48.500	169	46Gam Hya	2.9910	4700.0	97	4087	No
347	GOM_NL__2PRFIN20021211_154722_000000482012_00025_04087_0458.N1	11-DEC-2002 15:47:22	Twilight	48.000	54	5The Cen	2.0550	4500.0	96	4087	No
348	GOM_NL__2PRFIN20021211_154843_000000432012_00025_04087_0459.N1	11-DEC-2002 15:48:43	Dark	42.500	123	1ot Cen	2.7500	10200.	85	4087	No
349	GOM_NL__2PRFIN20021211_155025_000000392012_00025_04087_0460.N1	11-DEC-2002 15:50:25	Dark	39.000	95	Zet Cen	2.5450	26000.	78	4087	No
350	GOM_NL__2PRFIN20021211_155217_000000392012_00025_04087_0461.N1	11-DEC-2002 15:52:17	Dark	38.500	77	Eps Cen	2.3030	28000.	77	4087	No
351	GOM_NL__2PRFIN20021211_155337_000000482012_00025_04087_0462.N1	11-DEC-2002 15:53:37	Dark	47.500	10	Bet Cen	0.61000	28000.	95	4087	No
352	GOM_NL__2PRFIN20021211_155451_000000432012_00026_04088_0189.N1	11-DEC-2002 15:54:51	Dark	43.000	20	Bet Cru	1.2530	30000.	86	4088	No
353	GOM_NL__2PRFIN20021211_155603_000000502012_00026_04088_0190.N1	11-DEC-2002 15:56:03	Dark	50.000	12	Alp1Cru	0.77500	30000.	100	4088	No
354	GOM_NL__2PRFIN20021211_155800_000000472012_00026_04088_0191.N1	11-DEC-2002 15:58:00	Dark	47.000	113	Mu Vel	2.6920	5000.0	94	4088	No
355	GOM_NL__2PRFIN20021211_160140_000000422012_00026_04088_0192.N1	11-DEC-2002 16:01:40	Dark	42.000	29	Bet Car	1.6720	10200.	84	4088	No
356	GOM_NL__2PRFIN20021211_160402_000000572012_00026_04088_0193.N1	11-DEC-2002 16:04:02	Dark	57.000	41	Eps Car	1.8600	4100.0	114	4088	No
357	GOM_NL__2PRFIN20021211_160636_000000522012_00026_04088_0194.N1	11-DEC-2002 16:06:36	Dark	52.000	34	Gam2Vel	1.7930	23000.	104	4088	No
358	GOM_NL__2PRFIN20021211_160905_000000492012_00026_04088_0195.N1	11-DEC-2002 16:09:05	Dark	49.000	2	Alp Car	-0.73600	7000.0	98	4088	No
359	GOM_NL__2PRFIN20021211_161136_000000602012_00026_04088_0196.N1	11-DEC-2002 16:11:36	Dark	59.500	117	Pi Pup	2.7060	3800.0	119	4088	No
360	GOM_NL__2PRFIN20021211_161502_000000572012_00026_04088_0197.N1	11-DEC-2002 16:15:02	Straylight	56.500	23	21Eps CMa	1.5020	26000.	113	4088	No
361	GOM_NL__2PRFIN20021211_161656_000000622012_00026_04088_0198.N1	11-DEC-2002 16:16:56	Straylight	61.500	179	24Omi2CMa	3.0320	24000.	123	4088	No
362	GOM_NL__2PRFIN20021211_162016_000000722012_00026_04088_0199.N1	11-DEC-2002 16:20:16	Straylight	72.000	1	9Alp CMa	-1.4400	11000.	144	4088	No
363	GOM_NL__2PRFIN20021211_162336_000000522012_00026_04088_0200.N1	11-DEC-2002 16:23:36	Straylight	51.500	7	19Bet Ori	0.10000	14000.	103	4088	No
364	GOM_NL__2PRFIN20021211_162602_000000582012_00026_04088_0201.N1	11-DEC-2002 16:26:02	Straylight	57.500	30	46Eps Ori	1.6940	30000.	115	4088	No
365	GOM_NL__2PRFIN20021211_162828_000000522012_00026_04088_0202.N1	11-DEC-2002 16:28:28	Twilight	51.500	27	24Gam Ori	1.6360	26000.	103	4088	No
366	GOM_NL__2PRFIN20021211_163105_000000502012_00026_04088_0203.N1	11-DEC-2002 16:31:05	Twilight	50.000	13	87Alp Tau	0.86700	3800.0	100	4088	No
367	GOM_NL__2PRFIN20021211_163519_000000382012_00026_04088_0204.N1	11-DEC-2002 16:35:19	Bright	37.500	150	44Zet Per	2.8900	28000.	75	4088	No
368	GOM_NL__2PRFIN20021211_163738_000000392012_00026_04088_0205.N1	11-DEC-2002 16:37:38	Bright	38.500	149	45Eps Per	2.8880	30000.	77	4088	No
369	GOM_NL__2PRFIN20021211_163911_000000382012_00026_04088_0206.N1	11-DEC-2002 16:39:11	Bright	38.000	73	57Gam1And	2.2600	13100.	76	4088	No
370	GOM_NL__2PRFIN20021211_164127_000000372012_00026_04088_0207.N1	11-DEC-2002 16:41:27	Bright	37.000	160	23Gam Per	2.9300	4700.0	74	4088	No
371	GOM_NL__2PRFIN20021211_164425_000000362012_00026_04088_0208.N1	11-DEC-2002 16:44:25	Bright	35.500	110	37Del Cas	2.6780	8900.0	71	4088	No
372	GOM_NL__2PRFIN20021211_164616_000000942012_00026_04088_0209.N1	11-DEC-2002 16:46:16	Bright	93.500	24	66Alp Gem	1.5800	10200.	187	4088	No
373	GOM_NL__2PRFIN20021211_165129_000000382012_00026_04088_0210.N1	11-DEC-2002 16:51:29	Bright	38.000	49	1Alp UMi	1.9900	6300.0	76	4088	No
374	GOM_NL__2PRFIN20021211_165613_000000402012_00026_04088_0211.N1	11-DEC-2002 16:56:13	Bright	39.500	60	7Bet UMi	2.0810	3950.0	79	4088	No
375	GOM_NL__2PRFIN20021211_165918_000000382012_00026_04088_0212.N1	11-DEC-2002 16:59:18	Bright	37.500	119	14Eta Dra	2.7270	4700.0	75	4088	No
376	GOM_NL__2PRFIN20021211_170102_000000452012_00026_04088_0213.N1	11-DEC-2002 17:01:02	Bright	44.500	32	77Eps UMa	1.7630	11000.	89	4088	No
377	GOM_NL__2PRFIN20021211_170328_000000422012_00026_04088_0214.N1	11-DEC-2002 17:03:28	Bright	41.500	39	85Eta UMa	1.8540	24000.	83	4088	No
378	GOM_NL__2PRFIN20021211_170638_000000402012_00026_04088_0215.N1	11-DEC-2002 17:06:38	Bright	39.500	180	27Gam Boo	3.0400	8000.0	79	4088	No
379	GOM_NL__2PRFIN20021211_170947_000000372012_00026_04088_0216.N1	11-DEC-2002 17:09:47	Bright	37.000	83		2.3780	11000.	74	4088	No
380	GOM_NL__2PRFIN20021211_171258_000000412012_00026_04088_0217.N1	11-DEC-2002 17:12:58	Bright	41.000	111	8Eta Boo	2.6800	6000.0	82	4088	No
381	GOM_NL__2PRFIN20021211_171635_000000512012_00026_04088_0218.N1	11-DEC-2002 17:16:35	Bright	51.000	138	47Eps Vir	2.8280	4700.0	102	4088	No
382	GOM_NL__2PRFIN20021211_171853_000000822012_00026_04088_0219.N1	11-DEC-2002 17:18:53	Twilight	81.500	62	94Bet Leo	2.1360	9700.0	163	4088	No
383	GOM_NL__2PRFIN20021211_172230_000000502012_00026_04088_0220.N1	11-DEC-2002 17:22:30	Twilight	50.000	15	67Alp Vir	0.97600	28000.	100	4088	No
384	GOM_NL__2PRFIN20021211_172558_000000472012_00026_04088_0221.N1	11-DEC-2002 17:25:58	Twilight	47.000	169	46Gam Hya	2.9910	4700.0	94	4088	No
385	GOM_NL__2PRFIN20021211_172758_000000432012_00026_04088_0222.N1	11-DEC-2002 17:27:58	Twilight	42.500	54	5The Cen	2.0550	4500.0	85	4088	No
386	GOM_NL__2PRFIN20021211_172919_000000422012_00026_04088_0223.N1	11-DEC-2002 17:29:19	Dark	42.000	123	1ot Cen	2.7500	10200.	84	4088	No
387	GOM_NL__2PRFIN20021211_173102_000000382012_00026_04088_0224.N1	11-DEC-2002 17:31:02	Dark	38.000	95	Zet Cen	2.5450	26000.	76	4088	No
388	GOM_NL__2PRFIN20021211_173253_000000402012_00026_04088_0225.N1	11-DEC-2002 17:32:53	Dark	40.000	77	Eps Cen	2.3030	28000.	80	4088	No
389	GOM_NL__2PRFIN20021211_173414_000000442012_00026_04088_0226.N1	11-DEC-2002 17:34:14	Dark	44.000	10	Bet Cen	0.61000	28000.	88	4088	No
390	GOM_NL__2PRFIN20021211_173527_000000402012_00027_04089_0445.N1	11-DEC-2002 17:35:27	Dark	40.000	20	Bet Cru	1.2530	30000.	80	4089	No
391	GOM_NL__2PRFIN20021211_173639_000000422012_00027_04089_0446.N1	11-DEC-2002 17:36:39	Dark	42.000	12	Alp1Cru	0.77500	30000.	84	4089	No
392	GOM_NL__2PRFIN20021211_173836_000000472012_00027_04089_0447.N1	11-DEC-2002 17:38:36	Dark	47.000	113	Mu Vel	2.6920	5000.0	94	4089	No
393	GOM_NL__2PRFIN20021211_174216_000000422012_00027_04089_0448.N1	11-DEC-2002 17:42:16	Dark	42.000	29	Bet Car	1.6720	10200.	84	4089	No
394	GOM_NL__2PRFIN20021211_174438_000000482012_00027_04089_0449.N1	11-DEC-2002 17:44:38	Dark	48.000	41	Eps Car	1.8600	4100.0	96	4089	No
395	GOM_NL__2PRFIN20021211_174713_000000572012_00027_04089_0450.N1	11-DEC-2002 17:47:13	Dark	56.500	34	Gam2Vel	1.7930	23000.	113	4089	No
396	GOM_NL__2PRFIN20021211_174942_000000472012_00027_04089_0451.N1	11-DEC-2002 17:49:42	Dark	47.000	2	Alp Car	-0.73600	7000.0	94	4089	No



397	GOM_NL__2PRFIN20021211_175213_000000592012_00027_04089_0452.N1	11-DEC-2002 17:52:13	Dark	59.000	117	Pi Pup	2.7060	3800.0	118	4089	No
398	GOM_NL__2PRFIN20021211_175539_000000592012_00027_04089_0453.N1	11-DEC-2002 17:55:39	Straylight	58.500	23	21Eps CMa	1.5020	26000.	117	4089	No
399	GOM_NL__2PRFIN20021211_175733_000000612012_00027_04089_0454.N1	11-DEC-2002 17:57:33	Straylight	60.500	179	24Omi2CMa	3.0320	24000.	121	4089	No
400	GOM_NL__2PRFIN20021211_180052_000000812012_00027_04089_0455.N1	11-DEC-2002 18:00:52	Straylight	81.000	1	9Alp CMa	-1.4400	11000.	162	4089	No
401	GOM_NL__2PRFIN20021211_180412_000000512012_00027_04089_0456.N1	11-DEC-2002 18:04:12	Straylight	51.000	7	19Bet Ori	0.10000	14000.	102	4089	No
402	GOM_NL__2PRFIN20021211_180637_000000572012_00027_04089_0457.N1	11-DEC-2002 18:06:37	Straylight	56.500	30	46Eps Ori	1.6940	30000.	113	4089	No
403	GOM_NL__2PRFIN20021211_180904_000000552012_00027_04089_0458.N1	11-DEC-2002 18:09:04	Twi_and_stray	54.500	27	24Gam Ori	1.6360	26000.	109	4089	No
404	GOM_NL__2PRFIN20021211_181140_000000552012_00027_04089_0459.N1	11-DEC-2002 18:11:40	Twi_and_stray	55.000	13	87Alp Tau	0.86700	3800.0	110	4089	No
405	GOM_NL__2PRFIN20021211_181555_000000382012_00027_04089_0460.N1	11-DEC-2002 18:15:55	Bright	38.000	150	44Zet Per	2.8900	28000.	76	4089	No
406	GOM_NL__2PRFIN20021211_181814_000000392012_00027_04089_0461.N1	11-DEC-2002 18:18:14	Bright	38.500	149	45Eps Per	2.8880	30000.	77	4089	No
407	GOM_NL__2PRFIN20021211_181947_000000402012_00027_04089_0462.N1	11-DEC-2002 18:19:47	Bright	40.000	73	57Gam1And	2.2600	13100.	80	4089	No
408	GOM_NL__2PRFIN20021211_182203_000000392012_00027_04089_0463.N1	11-DEC-2002 18:22:03	Bright	38.500	160	23Gam Per	2.9300	4700.0	77	4089	No
409	GOM_NL__2PRFIN20021211_182501_000000362012_00027_04089_0464.N1	11-DEC-2002 18:25:01	Bright	35.500	110	37Del Cas	2.6780	8900.0	71	4089	No
410	GOM_NL__2PRFIN20021211_182650_000000932012_00027_04089_0465.N1	11-DEC-2002 18:26:50	Bright	93.000	24	66Alp Gem	1.5800	10200.	186	4089	No
411	GOM_NL__2PRFIN20021211_183206_000000392012_00027_04089_0466.N1	11-DEC-2002 18:32:06	Bright	38.500	49	1Alp UMi	1.9900	6300.0	77	4089	No
412	GOM_NL__2PRFIN20021211_183649_000000392012_00027_04089_0467.N1	11-DEC-2002 18:36:49	Bright	38.500	60	7Bet UMi	2.0810	3950.0	77	4089	No
413	GOM_NL__2PRFIN20021211_183953_000000392012_00027_04089_0468.N1	11-DEC-2002 18:39:53	Bright	38.500	119	14Eta Dra	2.7270	4700.0	77	4089	No
414	GOM_NL__2PRFIN20021211_184138_000000452012_00027_04089_0469.N1	11-DEC-2002 18:41:38	Bright	44.500	32	77Eps UMa	1.7630	11000.	89	4089	No
415	GOM_NL__2PRFIN20021211_184403_000000562012_00027_04089_0470.N1	11-DEC-2002 18:44:03	Bright	56.000	39	85Eta UMa	1.8540	24000.	112	4089	No
416	GOM_NL__2PRFIN20021211_184715_000000392012_00027_04089_0471.N1	11-DEC-2002 18:47:15	Bright	38.500	180	27Gam Boo	3.0400	8000.0	77	4089	No
417	GOM_NL__2PRFIN20021211_185022_000000382012_00027_04089_0472.N1	11-DEC-2002 18:50:22	Bright	38.000	83		2.3780	11000.	76	4089	No
418	GOM_NL__2PRFIN20021211_185332_000000432012_00027_04089_0473.N1	11-DEC-2002 18:53:32	Bright	42.500	111	8Eta Boo	2.6800	6000.0	85	4089	No
419	GOM_NL__2PRFIN20021211_185713_000000512012_00027_04089_0474.N1	11-DEC-2002 18:57:13	Bright	51.000	138	47Eps Vir	2.8280	4700.0	102	4089	No
420	GOM_NL__2PRFIN20021211_185930_000000842012_00027_04089_0475.N1	11-DEC-2002 18:59:30	Twi_and_stray	83.500	62	94Bet Leo	2.1360	9700.0	167	4089	No
421	GOM_NL__2PRFIN20021211_190306_000000552012_00027_04089_0476.N1	11-DEC-2002 19:03:06	Twi_and_stray	55.000	15	67Alp Vir	0.97600	28000.	110	4089	No
422	GOM_NL__2PRFIN20021211_190635_000000462012_00027_04089_0477.N1	11-DEC-2002 19:06:35	Twilight	46.000	169	46Gam Hya	2.9910	4700.0	92	4089	No
423	GOM_NL__2PRFIN20021211_190835_000000452012_00027_04089_0478.N1	11-DEC-2002 19:08:35	Twilight	44.500	54	5The Cen	2.0550	4500.0	89	4089	No
424	GOM_NL__2PRFIN20021211_190955_000000422012_00027_04089_0479.N1	11-DEC-2002 19:09:55	Dark	41.500	123	1ot Cen	2.7500	10200.	83	4089	No
425	GOM_NL__2PRFIN20021211_191138_000000422012_00027_04089_0480.N1	11-DEC-2002 19:11:38	Dark	41.500	95	Zet Cen	2.5450	26000.	83	4089	No
426	GOM_NL__2PRFIN20021211_191329_000000402012_00027_04089_0481.N1	11-DEC-2002 19:13:29	Dark	39.500	77	Eps Cen	2.3030	28000.	79	4089	No
427	GOM_NL__2PRFIN20021211_191450_000000452012_00027_04089_0482.N1	11-DEC-2002 19:14:50	Dark	44.500	10	Bet Cen	0.61000	28000.	89	4089	No
428	GOM_NL__2PRFIN20021211_191604_000000422012_00028_04090_0189.N1	11-DEC-2002 19:16:04	Dark	41.500	20	Bet Cru	1.2530	30000.	83	4090	No
429	GOM_NL__2PRFIN20021211_191913_000000472012_00028_04090_0190.N1	11-DEC-2002 19:19:13	Dark	47.000	113	Mu Vel	2.6920	5000.0	94	4090	No
430	GOM_NL__2PRFIN20021211_192253_000000452012_00028_04090_0191.N1	11-DEC-2002 19:22:53	Dark	44.500	29	Bet Car	1.6720	10200.	89	4090	No
431	GOM_NL__2PRFIN20021211_192513_000000492012_00028_04090_0192.N1	11-DEC-2002 19:25:13	Dark	49.000	41	Eps Car	1.8600	4100.0	98	4090	No
432	GOM_NL__2PRFIN20021211_192747_000000572012_00028_04090_0193.N1	11-DEC-2002 19:27:47	Dark	57.000	34	Gam2Vel	1.7930	23000.	114	4090	No
433	GOM_NL__2PRFIN20021211_193018_000000562012_00028_04090_0194.N1	11-DEC-2002 19:30:18	Dark	56.000	2	Alp Car	-0.73600	7000.0	112	4090	No
434	GOM_NL__2PRFIN20021211_193250_000000622012_00028_04090_0195.N1	11-DEC-2002 19:32:50	Dark	61.500	117	Pi Pup	2.7060	3800.0	123	4090	No
435	GOM_NL__2PRFIN20021211_193615_000000622012_00028_04090_0196.N1	11-DEC-2002 19:36:15	Straylight	61.500	23	21Eps CMa	1.5020	26000.	123	4090	No
436	GOM_NL__2PRFIN20021211_193809_000000622012_00028_04090_0197.N1	11-DEC-2002 19:38:09	Straylight	61.500	179	24Omi2CMa	3.0320	24000.	123	4090	No
437	GOM_NL__2PRFIN20021211_194108_000000582012_00028_04090_0198.N1	11-DEC-2002 19:41:08	Straylight	58.000	47	2Bet CMa	1.9760	28000.	116	4090	No
438	GOM_NL__2PRFIN20021211_194419_000000512012_00028_04090_0199.N1	11-DEC-2002 19:44:19	Straylight	51.000	56	53Kap Ori	2.0650	30000.	102	4090	No
439	GOM_NL__2PRFIN20021211_194547_000000452012_00028_04090_0200.N1	11-DEC-2002 19:45:47	Straylight	44.500	128	67Bet Eri	2.7840	9700.0	89	4090	No
440	GOM_NL__2PRFIN20021211_194713_000000562012_00028_04090_0201.N1	11-DEC-2002 19:47:13	Straylight	56.000	30	46Eps Ori	1.6940	30000.	112	4090	No
441	GOM_NL__2PRFIN20021211_194939_000000502012_00028_04090_0202.N1	11-DEC-2002 19:49:39	Twi_and_stray	50.000	27	24Gam Ori	1.6360	26000.	100	4090	No
442	GOM_NL__2PRFIN20021211_195216_000000522012_00028_04090_0203.N1	11-DEC-2002 19:52:16	Twi_and_stray	52.000	13	87Alp Tau	0.86700	3800.0	104	4090	No
443	GOM_NL__2PRFIN20021211_195454_000000492012_00028_04090_0204.N1	11-DEC-2002 19:54:54	Bright	49.000	176	23Zet Tau	3.0200	22000.	98	4090	No
444	GOM_NL__2PRFIN20021211_195656_000000482012_00028_04090_0205.N1	11-DEC-2002 19:56:56	Bright	47.500	28	12Bet Tau	1.6500	15200.	95	4090	No
445	GOM_NL__2PRFIN20021211_195851_000000382012_00028_04090_0206.N1	11-DEC-2002 19:58:51	Bright	38.000	149	45Eps Per	2.8880	30000.	76	4090	No
446	GOM_NL__2PRFIN20021211_200024_000000372012_00028_04090_0207.N1	11-DEC-2002 20:00:24	Bright	37.000	73	57Gam1And	2.2600	13100.	74	4090	No
447	GOM_NL__2PRFIN20021211_200236_000000392012_00028_04090_0208.N1	11-DEC-2002 20:02:36	Bright	38.500	160	23Gam Per	2.9300	4700.0	77	4090	No
448	GOM_NL__2PRFIN20021211_200538_000000362012_00028_04090_0209.N1	11-DEC-2002 20:05:38	Bright	35.500	110	37Del Cas	2.6780	8900.0	71	4090	No
449	GOM_NL__2PRFIN20021211_201241_000000392012_00028_04090_0210.N1	11-DEC-2002 20:12:41	Bright	38.500	49	1Alp UMi	1.9900	6300.0	77	4090	No
450	GOM_NL__2PRFIN20021211_201725_000000352012_00028_04090_0211.N1	11-DEC-2002 20:17:25	Bright	35.000	60	7Bet UMi	2.0810	3950.0	70	4090	No
451	GOM_NL__2PRFIN20021211_202030_000000372012_00028_04090_0212.N1	11-DEC-2002 20:20:30	Bright	37.000	119	14Eta Dra	2.7270	4700.0	74	4090	No
452	GOM_NL__2PRFIN20021211_202214_000000462012_00028_04090_0213.N1	11-DEC-2002 20:22:14	Bright	46.000	32	77Eps UMa	1.7630	11000.	92	4090	No
453	GOM_NL__2PRFIN20021211_202439_000000422012_00028_04090_0214.N1	11-DEC-2002 20:24:39	Bright	42.000	39	85Eta UMa	1.8540	24000.	84	4090	No
454	GOM_NL__2PRFIN20021211_202749_000000422012_00028_04090_0215.N1	11-DEC-2002 20:27:49	Bright	41.500	180	27Gam Boo	3.0400	8000.0	83	4090	No
455	GOM_NL__2PRFIN20021211_203059_000000382012_00028_04090_0216.N1	11-DEC-2002 20:30:59	Bright	37.500	83		2.3780	11000.	75	4090	No

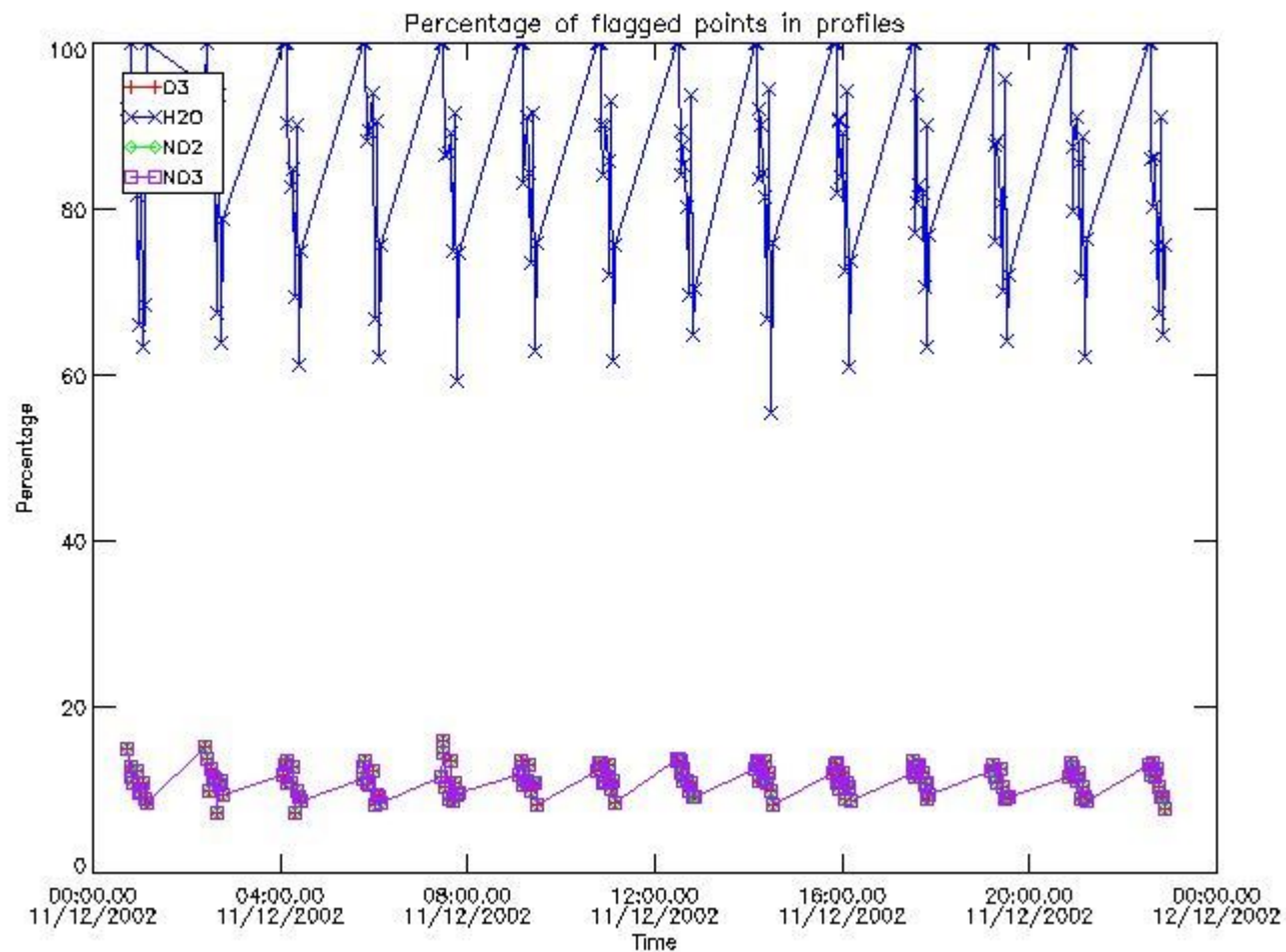
456	GOM_NL__2PRFIN20021211_203410_000000422012_00028_04090_0217.N1	11-DEC-2002 20:34:10	Bright	41.500	111	8Eta Boo	2.6800	6000.0	83	4090	No
457	GOM_NL__2PRFIN20021211_203747_000000522012_00028_04090_0218.N1	11-DEC-2002 20:37:47	Bright	52.000	138	47Eps Vir	2.8280	4700.0	104	4090	No
458	GOM_NL__2PRFIN20021211_204007_000000932012_00028_04090_0219.N1	11-DEC-2002 20:40:07	Twi_and_stray	92.500	62	94Bet Leo	2.1360	9700.0	185	4090	No
459	GOM_NL__2PRFIN20021211_204343_000000512012_00028_04090_0220.N1	11-DEC-2002 20:43:43	Twi_and_stray	50.500	15	67Alp Vir	0.97600	28000.	101	4090	No
460	GOM_NL__2PRFIN20021211_204710_000000502012_00028_04090_0221.N1	11-DEC-2002 20:47:10	Twilight	49.500	169	46Gam Hya	2.9910	4700.0	99	4090	No
461	GOM_NL__2PRFIN20021211_204911_000000432012_00028_04090_0222.N1	11-DEC-2002 20:49:11	Twilight	42.500	54	5The Cen	2.0550	4500.0	85	4090	No
462	GOM_NL__2PRFIN20021211_205031_000000442012_00028_04090_0223.N1	11-DEC-2002 20:50:31	Dark	44.000	123	1ot Cen	2.7500	10200.	88	4090	No
463	GOM_NL__2PRFIN20021211_205214_000000402012_00028_04090_0224.N1	11-DEC-2002 20:52:14	Dark	40.000	95	Zet Cen	2.5450	26000.	80	4090	No
464	GOM_NL__2PRFIN20021211_205405_000000392012_00028_04090_0225.N1	11-DEC-2002 20:54:05	Dark	38.500	77	Eps Cen	2.3030	28000.	77	4090	No
465	GOM_NL__2PRFIN20021211_205526_000000432012_00028_04090_0226.N1	11-DEC-2002 20:55:26	Dark	42.500	10	Bet Cen	0.61000	28000.	85	4090	No
466	GOM_NL__2PRFIN20021211_205640_000000402012_00029_04091_0459.N1	11-DEC-2002 20:56:40	Dark	40.000	20	Bet Cru	1.2530	30000.	80	4091	No
467	GOM_NL__2PRFIN20021211_205950_000000462012_00029_04091_0460.N1	11-DEC-2002 20:59:50	Dark	45.500	113	Mu Vel	2.6920	5000.0	91	4091	No
468	GOM_NL__2PRFIN20021211_210329_000000422012_00029_04091_0461.N1	11-DEC-2002 21:03:29	Dark	42.000	29	Bet Car	1.6720	10200.	84	4091	No
469	GOM_NL__2PRFIN20021211_210549_000000572012_00029_04091_0462.N1	11-DEC-2002 21:05:49	Dark	57.000	41	Eps Car	1.8600	4100.0	114	4091	No
470	GOM_NL__2PRFIN20021211_210826_000000492012_00029_04091_0463.N1	11-DEC-2002 21:08:26	Dark	49.000	34	Gam2Vel	1.7930	23000.	98	4091	No
471	GOM_NL__2PRFIN20021211_211055_000000562012_00029_04091_0464.N1	11-DEC-2002 21:10:55	Dark	56.000	2	Alp Car	-0.73600	7000.0	112	4091	No
472	GOM_NL__2PRFIN20021211_211326_000000602012_00029_04091_0465.N1	11-DEC-2002 21:13:26	Dark	59.500	117	Pi Pup	2.7060	3800.0	119	4091	No
473	GOM_NL__2PRFIN20021211_211651_000000582012_00029_04091_0466.N1	11-DEC-2002 21:16:51	Straylight	57.500	23	21Eps CMa	1.5020	26000.	115	4091	No
474	GOM_NL__2PRFIN20021211_211845_000000592012_00029_04091_0467.N1	11-DEC-2002 21:18:45	Straylight	59.000	179	24Omi2CMa	3.0320	24000.	118	4091	No
475	GOM_NL__2PRFIN20021211_212144_000000592012_00029_04091_0468.N1	11-DEC-2002 21:21:44	Straylight	58.500	47	2Bet CMa	1.9760	28000.	117	4091	No
476	GOM_NL__2PRFIN20021211_212455_000000562012_00029_04091_0469.N1	11-DEC-2002 21:24:55	Straylight	56.000	56	53Kap Ori	2.0650	30000.	112	4091	No
477	GOM_NL__2PRFIN20021211_212624_000000472012_00029_04091_0470.N1	11-DEC-2002 21:26:24	Straylight	47.000	128	67Bet Eri	2.7840	9700.0	94	4091	No
478	GOM_NL__2PRFIN20021211_212748_000000562012_00029_04091_0471.N1	11-DEC-2002 21:27:48	Straylight	55.500	30	46Eps Ori	1.6940	30000.	111	4091	No
479	GOM_NL__2PRFIN20021211_213014_000000542012_00029_04091_0472.N1	11-DEC-2002 21:30:14	Twi_and_stray	53.500	27	24Gam Ori	1.6360	26000.	107	4091	No
480	GOM_NL__2PRFIN20021211_213251_000000532012_00029_04091_0473.N1	11-DEC-2002 21:32:51	Twi_and_stray	52.500	13	87Alp Tau	0.86700	3800.0	105	4091	No
481	GOM_NL__2PRFIN20021211_213530_000000482012_00029_04091_0474.N1	11-DEC-2002 21:35:30	Bright	47.500	176	23Zet Tau	3.0200	22000.	95	4091	No
482	GOM_NL__2PRFIN20021211_213730_000000462012_00029_04091_0475.N1	11-DEC-2002 21:37:30	Bright	46.000	28	12Bet Tau	1.6500	15200.	92	4091	No
483	GOM_NL__2PRFIN20021211_213926_000000382012_00029_04091_0476.N1	11-DEC-2002 21:39:26	Bright	38.000	149	45Eps Per	2.8880	30000.	76	4091	No
484	GOM_NL__2PRFIN20021211_214100_000000382012_00029_04091_0477.N1	11-DEC-2002 21:41:00	Bright	37.500	73	57Gam1And	2.2600	13100.	75	4091	No
485	GOM_NL__2PRFIN20021211_214312_000000402012_00029_04091_0478.N1	11-DEC-2002 21:43:12	Bright	40.000	160	23Gam Per	2.9300	4700.0	80	4091	No
486	GOM_NL__2PRFIN20021211_214614_000000372012_00029_04091_0479.N1	11-DEC-2002 21:46:14	Bright	36.500	110	37Del Cas	2.6780	8900.0	73	4091	No
487	GOM_NL__2PRFIN20021211_215316_000000352012_00029_04091_0480.N1	11-DEC-2002 21:53:16	Bright	35.000	49	1Alp UMi	1.9900	6300.0	70	4091	No
488	GOM_NL__2PRFIN20021211_215801_000000382012_00029_04091_0481.N1	11-DEC-2002 21:58:01	Bright	38.000	60	7Bet UMi	2.0810	3950.0	76	4091	No
489	GOM_NL__2PRFIN20021211_220106_000000382012_00029_04091_0482.N1	11-DEC-2002 22:01:06	Bright	37.500	119	14Eta Dra	2.7270	4700.0	75	4091	No
490	GOM_NL__2PRFIN20021211_220249_000000442012_00029_04091_0483.N1	11-DEC-2002 22:02:49	Bright	44.000	32	77Eps UMa	1.7630	11000.	88	4091	No
491	GOM_NL__2PRFIN20021211_220513_000000452012_00029_04091_0484.N1	11-DEC-2002 22:05:13	Bright	44.500	39	85Eta UMa	1.8540	24000.	89	4091	No
492	GOM_NL__2PRFIN20021211_220827_000000392012_00029_04091_0485.N1	11-DEC-2002 22:08:27	Bright	38.500	180	27Gam Boo	3.0400	8000.0	77	4091	No
493	GOM_NL__2PRFIN20021211_221135_000000392012_00029_04091_0486.N1	11-DEC-2002 22:11:35	Bright	39.000	83		2.3780	11000.	78	4091	No
494	GOM_NL__2PRFIN20021211_221447_000000412012_00029_04091_0487.N1	11-DEC-2002 22:14:47	Bright	41.000	111	8Eta Boo	2.6800	6000.0	82	4091	No
495	GOM_NL__2PRFIN20021211_221825_000000512012_00029_04091_0488.N1	11-DEC-2002 22:18:25	Bright	51.000	138	47Eps Vir	2.8280	4700.0	102	4091	No
496	GOM_NL__2PRFIN20021211_222044_000000882012_00029_04091_0489.N1	11-DEC-2002 22:20:44	Twi_and_stray	88.000	62	94Bet Leo	2.1360	9700.0	176	4091	No
497	GOM_NL__2PRFIN20021211_222419_000000532012_00029_04091_0490.N1	11-DEC-2002 22:24:19	Twi_and_stray	52.500	15	67Alp Vir	0.97600	28000.	105	4091	No
498	GOM_NL__2PRFIN20021211_222746_000000492012_00029_04091_0491.N1	11-DEC-2002 22:27:46	Twilight	49.000	169	46Gam Hya	2.9910	4700.0	98	4091	No
499	GOM_NL__2PRFIN20021211_222947_000000452012_00029_04091_0492.N1	11-DEC-2002 22:29:47	Twilight	45.000	54	5The Cen	2.0550	4500.0	90	4091	No
500	GOM_NL__2PRFIN20021211_223250_000000402012_00029_04091_0493.N1	11-DEC-2002 22:32:50	Dark	39.500	95	Zet Cen	2.5450	26000.	79	4091	No
501	GOM_NL__2PRFIN20021211_223441_000000412012_00029_04091_0494.N1	11-DEC-2002 22:34:41	Dark	41.000	77	Eps Cen	2.3030	28000.	82	4091	No
502	GOM_NL__2PRFIN20021211_223602_000000442012_00029_04091_0495.N1	11-DEC-2002 22:36:02	Dark	43.500	10	Bet Cen	0.61000	28000.	87	4091	No
503	GOM_NL__2PRFIN20021211_223717_000000392012_00030_04092_0265.N1	11-DEC-2002 22:37:17	Dark	38.500	20	Bet Cru	1.2530	30000.	77	4092	No
504	GOM_NL__2PRFIN20021211_224027_000000452012_00030_04092_0266.N1	11-DEC-2002 22:40:27	Dark	44.500	113	Mu Vel	2.6920	5000.0	89	4092	No
505	GOM_NL__2PRFIN20021211_224406_000000412012_00030_04092_0267.N1	11-DEC-2002 22:44:06	Dark	41.000	29	Bet Car	1.6720	10200.	82	4092	No
506	GOM_NL__2PRFIN20021211_224628_000000502012_00030_04092_0268.N1	11-DEC-2002 22:46:28	Dark	49.500	41	Eps Car	1.8600	4100.0	99	4092	No
507	GOM_NL__2PRFIN20021211_224902_000000562012_00030_04092_0269.N1	11-DEC-2002 22:49:02	Dark	56.000	34	Gam2Vel	1.7930	23000.	112	4092	No
508	GOM_NL__2PRFIN20021211_225131_000000562012_00030_04092_0270.N1	11-DEC-2002 22:51:31	Dark	56.000	2	Alp Car	-0.73600	7000.0	112	4092	No
509	GOM_NL__2PRFIN20021211_225403_000000662012_00030_04092_0271.N1	11-DEC-2002 22:54:03	Dark	65.500	117	Pi Pup	2.7060	3800.0	131	4092	No
510	GOM_NL__2PRFIN20021211_225728_000000652012_00030_04092_0272.N1	11-DEC-2002 22:57:28	Straylight	64.500	23	21Eps CMa	1.5020	26000.	129	4092	No
511	GOM_NL__2PRFIN20021211_225921_000000642012_00030_04092_0273.N1	11-DEC-2002 22:59:21	Straylight	63.500	179	24Omi2CMa	3.0320	24000.	127	4092	No
512	GOM_NL__2PRFIN20021211_230220_000000582012_00030_04092_0274.N1	11-DEC-2002 23:02:20	Straylight	57.500	47	2Bet CMa	1.9760	28000.	115	4092	No
513	GOM_NL__2PRFIN20021211_230530_000000522012_00030_04092_0275.N1	11-DEC-2002 23:05:30	Straylight	51.500	56	53Kap Ori	2.0650	30000.	103	4092	No
514	GOM_NL__2PRFIN20021211_230700_000000462012_00030_04092_0276.N1	11-DEC-2002 23:07:00	Straylight	45.500	128	67Bet Eri	2.7840	9700.0	91	4092	No

515	GOM_NL__2PRFIN20021211_230825_000000512012_00030_04092_0277.N1	11-DEC-2002 23:08:25	Straylight	51.000	30	46Eps Ori	1.6940	30000.	102	4092	No
516	GOM_NL__2PRFIN20021211_231051_000000522012_00030_04092_0278.N1	11-DEC-2002 23:10:51	Twilight_stray	51.500	27	24Gam Ori	1.6360	26000.	103	4092	No
517	GOM_NL__2PRFIN20021211_231328_000000562012_00030_04092_0279.N1	11-DEC-2002 23:13:28	Twilight_stray	56.000	13	87Alp Tau	0.86700	3800.0	112	4092	No
518	GOM_NL__2PRFIN20021211_231605_000000472012_00030_04092_0280.N1	11-DEC-2002 23:16:05	Bright	47.000	176	23Zet Tau	3.0200	22000.	94	4092	No
519	GOM_NL__2PRFIN20021211_231806_000000482012_00030_04092_0281.N1	11-DEC-2002 23:18:06	Bright	47.500	28	12Bet Tau	1.6500	15200.	95	4092	No
520	GOM_NL__2PRFIN20021211_232002_000000392012_00030_04092_0282.N1	11-DEC-2002 23:20:02	Bright	38.500	149	45Eps Per	2.8880	30000.	77	4092	No
521	GOM_NL__2PRFIN20021211_232136_000000392012_00030_04092_0283.N1	11-DEC-2002 23:21:36	Bright	39.000	73	57Gam1And	2.2600	13100.	78	4092	No
522	GOM_NL__2PRFIN20021211_232348_000000412012_00030_04092_0284.N1	11-DEC-2002 23:23:48	Bright	40.500	160	23Gam Per	2.9300	4700.0	81	4092	No
523	GOM_NL__2PRFIN20021211_232650_000000362012_00030_04092_0285.N1	11-DEC-2002 23:26:50	Bright	35.500	110	37Del Cas	2.6780	8900.0	71	4092	No
524	GOM_NL__2PRFIN20021211_233352_000000392012_00030_04092_0286.N1	11-DEC-2002 23:33:52	Bright	39.000	49	1Alp UMi	1.9900	6300.0	78	4092	No
525	GOM_NL__2PRFIN20021211_233836_000000392012_00030_04092_0287.N1	11-DEC-2002 23:38:36	Bright	39.000	60	7Bet UMi	2.0810	3950.0	78	4092	No
526	GOM_NL__2PRFIN20021211_234142_000000362012_00030_04092_0288.N1	11-DEC-2002 23:41:42	Bright	36.000	119	14Eta Dra	2.7270	4700.0	72	4092	No
527	GOM_NL__2PRFIN20021211_234325_000000422012_00030_04092_0289.N1	11-DEC-2002 23:43:25	Bright	42.000	32	77Eps UMa	1.7630	11000.	84	4092	No
528	GOM_NL__2PRFIN20021211_234550_000000422012_00030_04092_0290.N1	11-DEC-2002 23:45:50	Bright	41.500	39	85Eta UMa	1.8540	24000.	83	4092	No
529	GOM_NL__2PRFIN20021211_234902_000000392012_00030_04092_0291.N1	11-DEC-2002 23:49:02	Bright	39.000	180	27Gam Boo	3.0400	8000.0	78	4092	No
530	GOM_NL__2PRFIN20021211_235211_000000382012_00030_04092_0292.N1	11-DEC-2002 23:52:11	Bright	38.000	83		2.3780	11000.	76	4092	No
531	GOM_NL__2PRFIN20021211_235523_000000422012_00030_04092_0293.N1	11-DEC-2002 23:55:23	Bright	41.500	111	8Eta Boo	2.6800	6000.0	83	4092	No
532	GOM_NL__2PRFIN20021211_235900_000000682012_00030_04092_0294.N1	11-DEC-2002 23:59:00	Bright	68.000	138	47Eps Vir	2.8280	4700.0	136	4092	No

### 3. Quality information per product

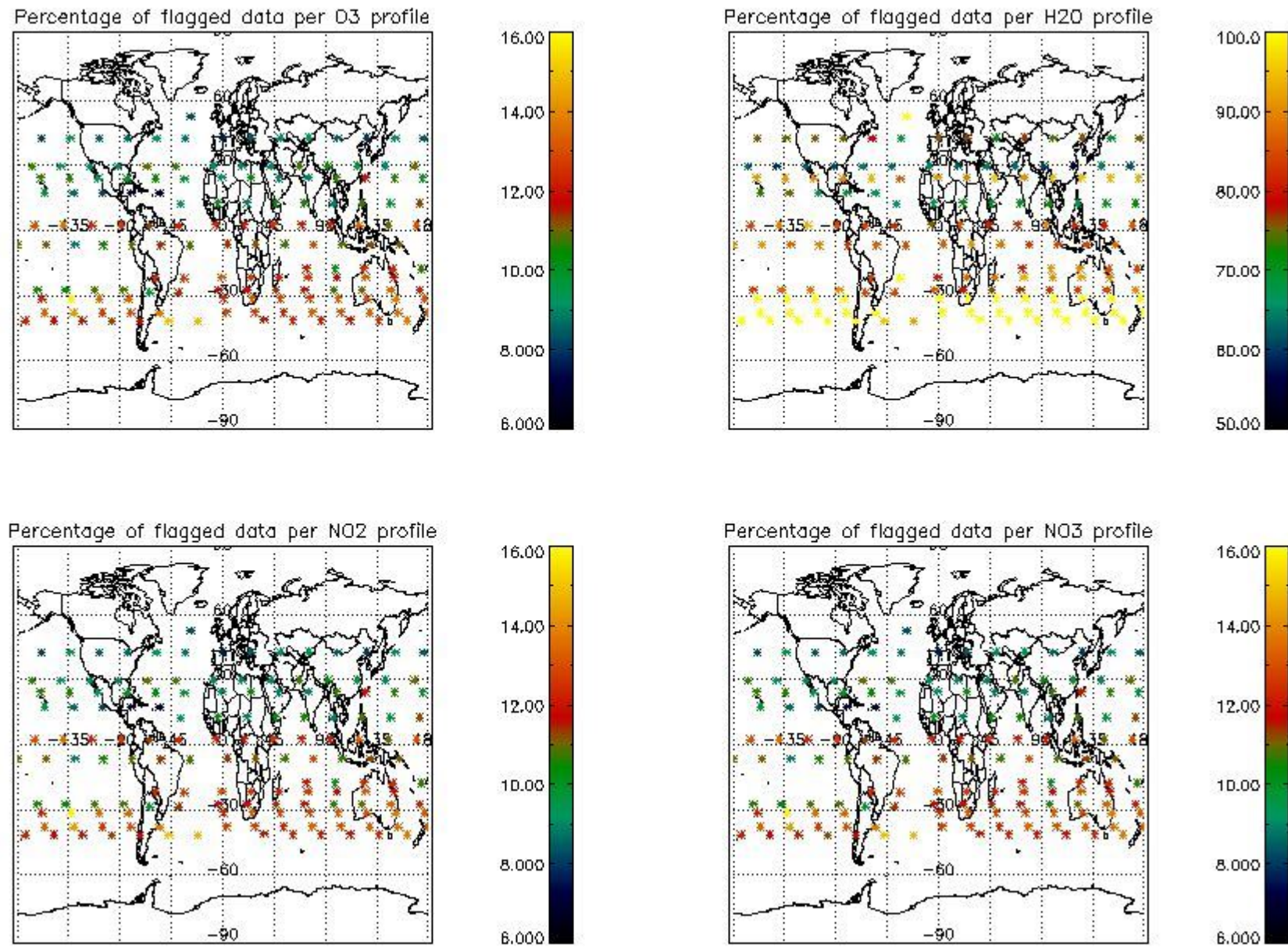
In this section it is plotted some information contained in the Quality Summary data set of the level 2 products. Only products in dark limb conditions and without errors (error flag in the MPH set to "0") are used.

#### 3.1 Plot quality information per product (time dependant)





### 3.2 Plot quality information per product (world map)

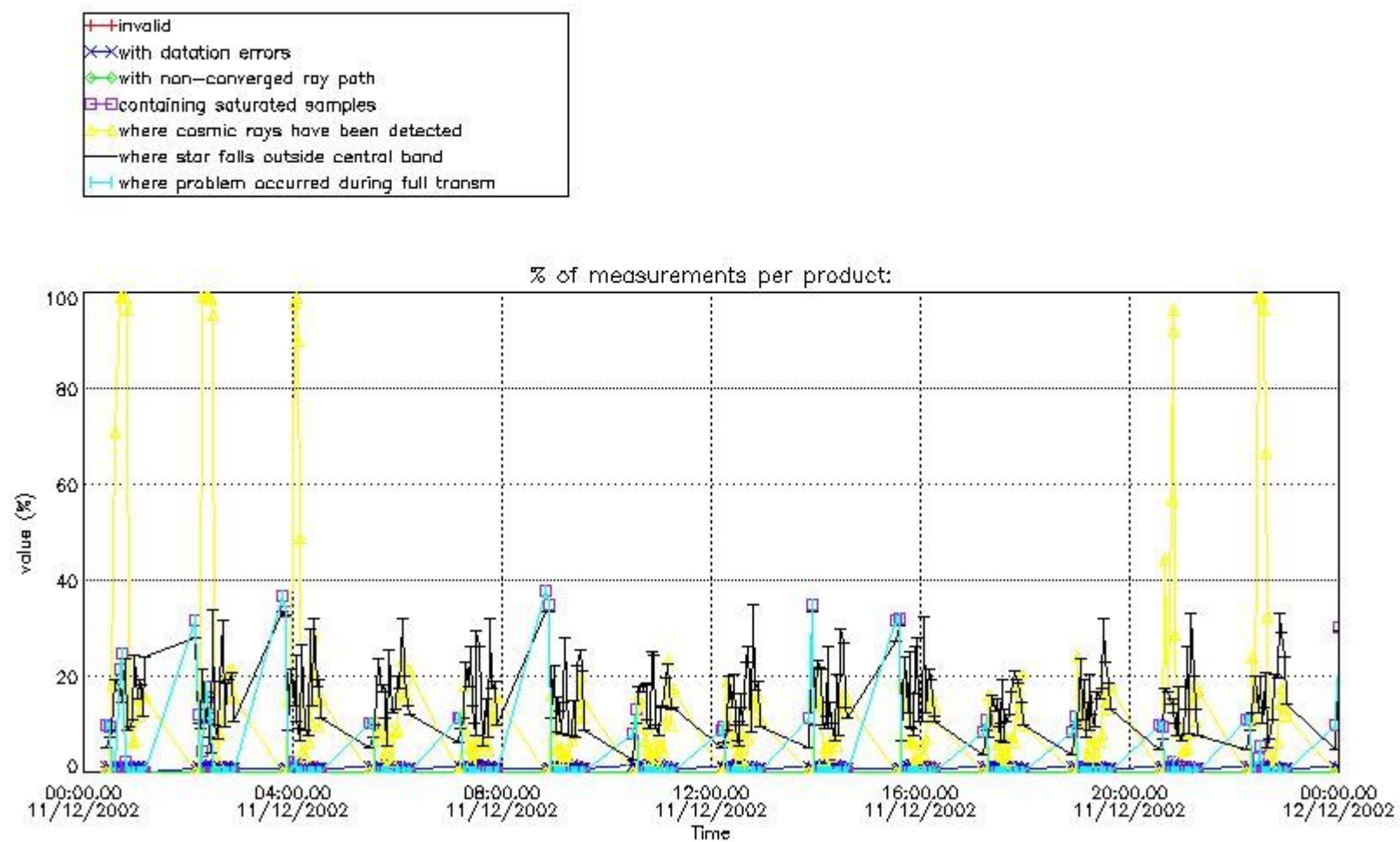


### 4. Level 1 quality information per product

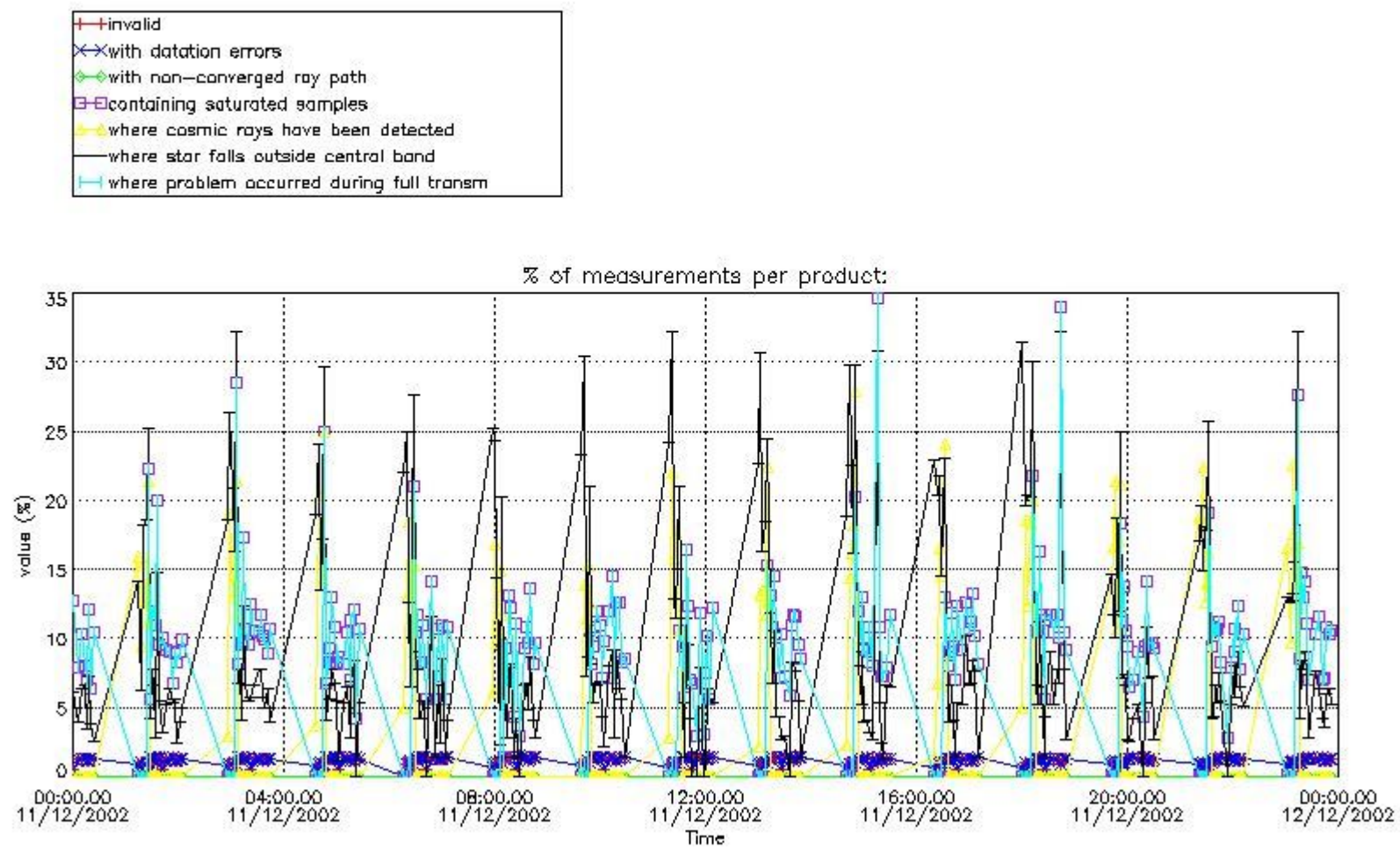
In this section it is plotted some information contained in the Quality Summary data set of the level 2 products that comes from the level 1b processing. Products without errors (error flag in the MPH set to "0") are used.

#### 4.1 Plot quality information per product (time dependant) coming from level 1b processing

##### 4.1.1 Plot level 1 quality information per product (time dependant): ENVISAT ASCENDING passes



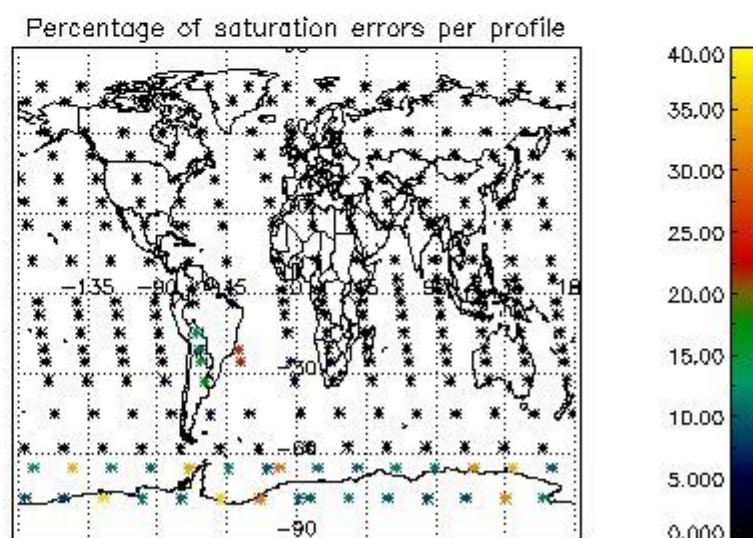
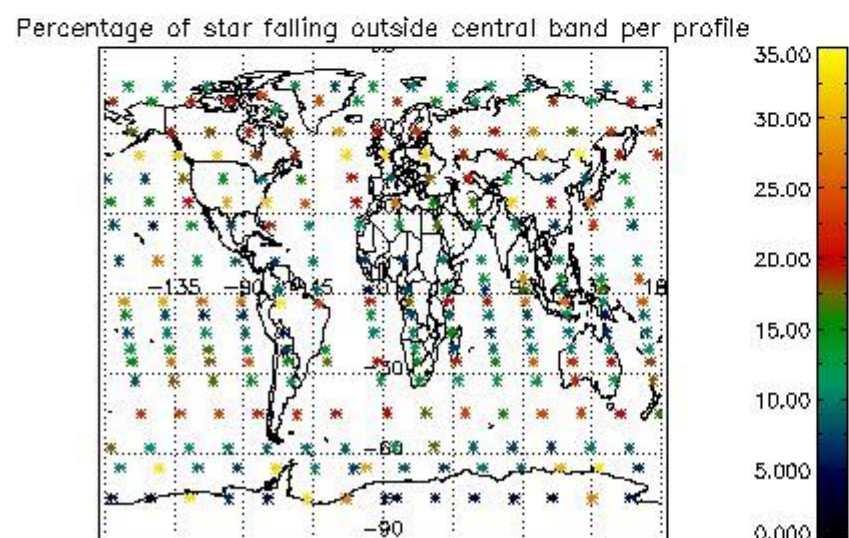
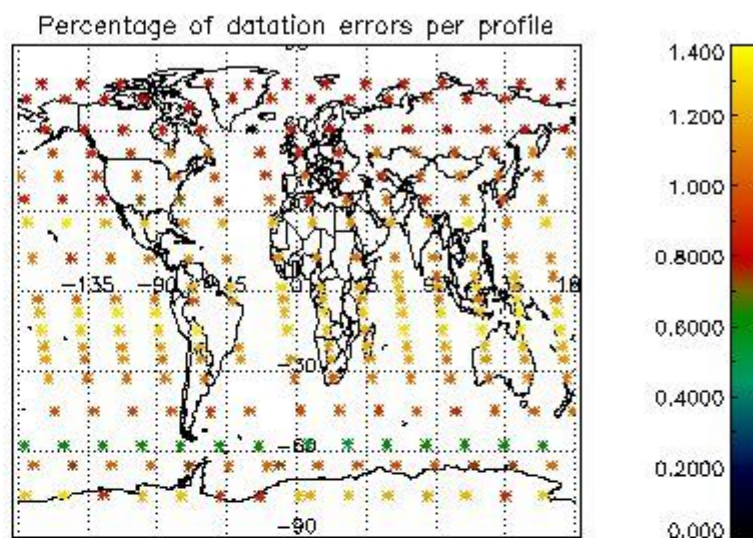
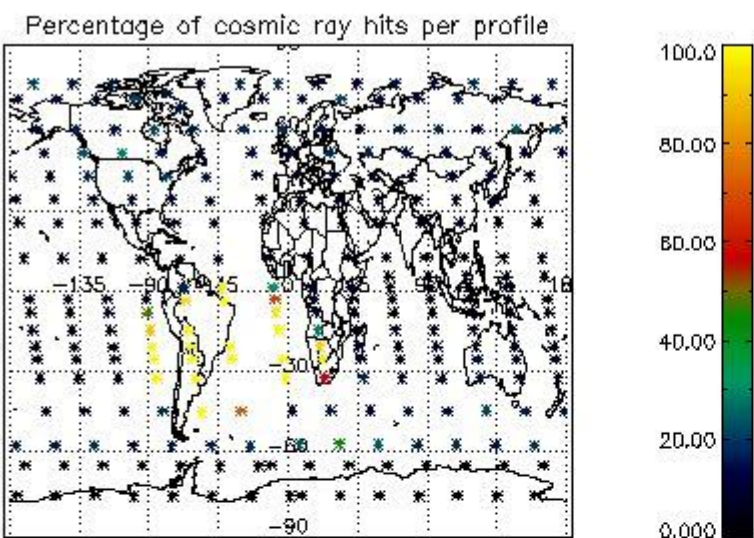
4.1.2 Plot level 1 quality information per product (time dependant): ENVI SAT DESCENDING passes



*4.2 Plot quality information per product coming from level 1b processing (world map)*

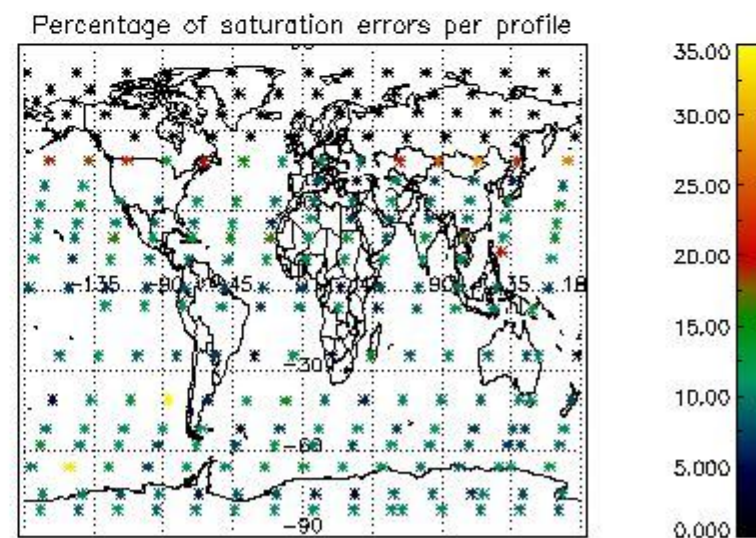
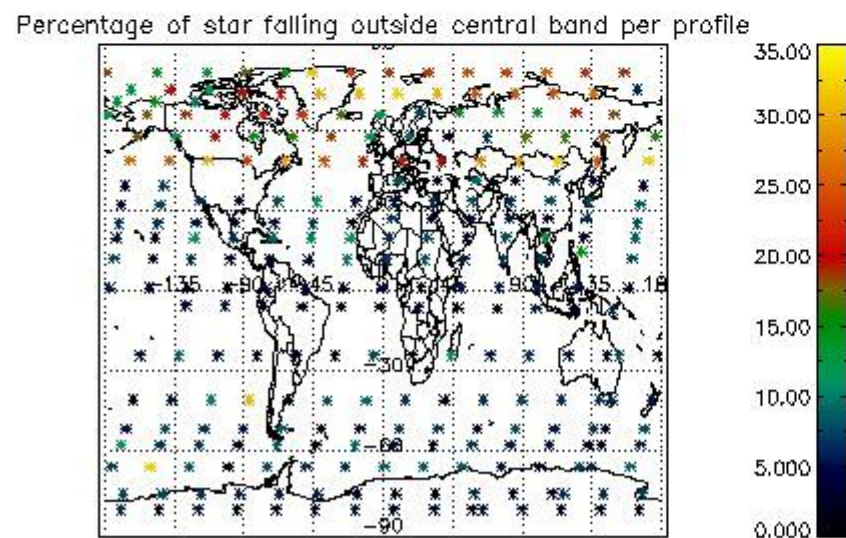
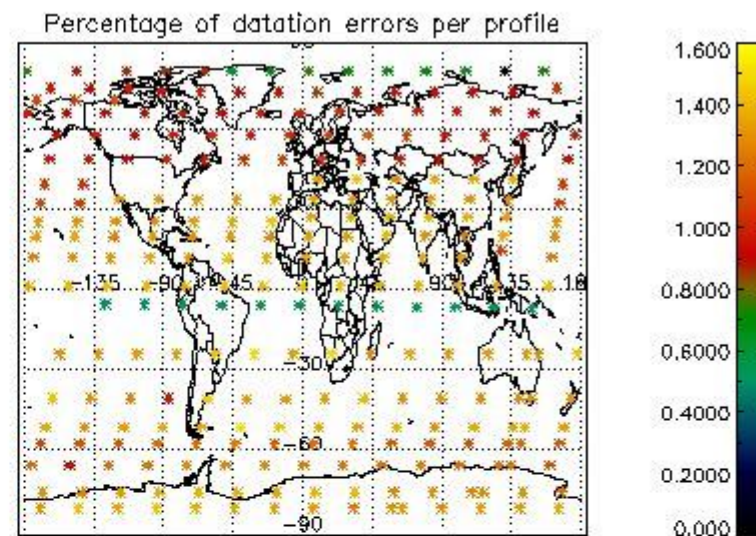
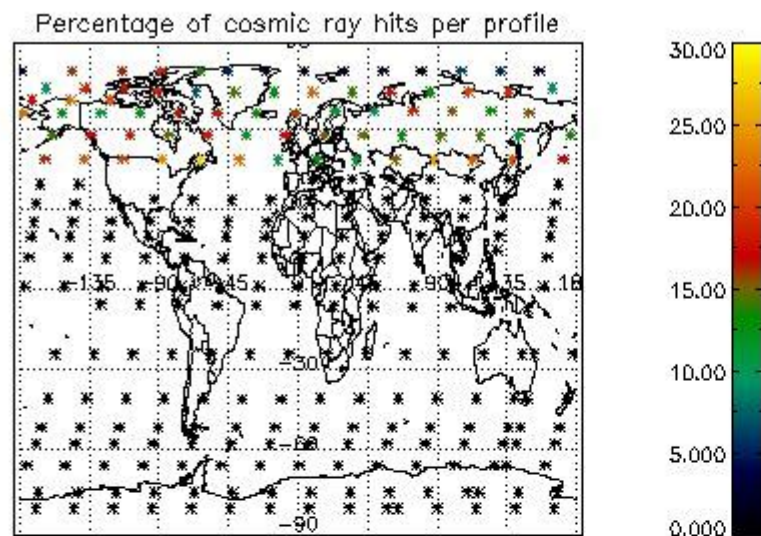
*4.2.1 Plot level 1 quality information per product (world map): ENVISAT ASCENDING passes*





4.2.2 Plot level 1 quality information per product (world map): ENVISAT DESCENDING passes





## 5. Trace gas profiles

### 5.1 Ozone statistics based on quality of products

The final quality of the products can be "measured" using the STD (Standard Deviation) attached to every point profile. This information is written to the parameter GOM\_NL\_\_2P/NL\_LOCAL\_SPECIES\_DENSITY/o3\_std of the level 2 products. The table below shows the statistics for given STD ranges.

The statistics are given with respect to the overall valid production:

- Products without fatal errors: GOM\_NL\_\_2P/MPH/PRODUCT\_ERR=0
- Valid point profile: GOM\_NL\_\_2P/NL\_LOCAL\_SPECIES\_DENSITY/pcd(0)=0

The 'Criteria' is applied to valid points of dark limb products:

- Products in dark limb illumination condition: GOM\_NL\_\_2P/NL\_SUMMARY\_QUALITY/obs\_ill\_cond=0
- Products without fatal errors: GOM\_NL\_\_2P/MPH/PRODUCT\_ERR=0
- Valid point profile: GOM\_NL\_\_2P/NL\_LOCAL\_SPECIES\_DENSITY/pcd(0)=0

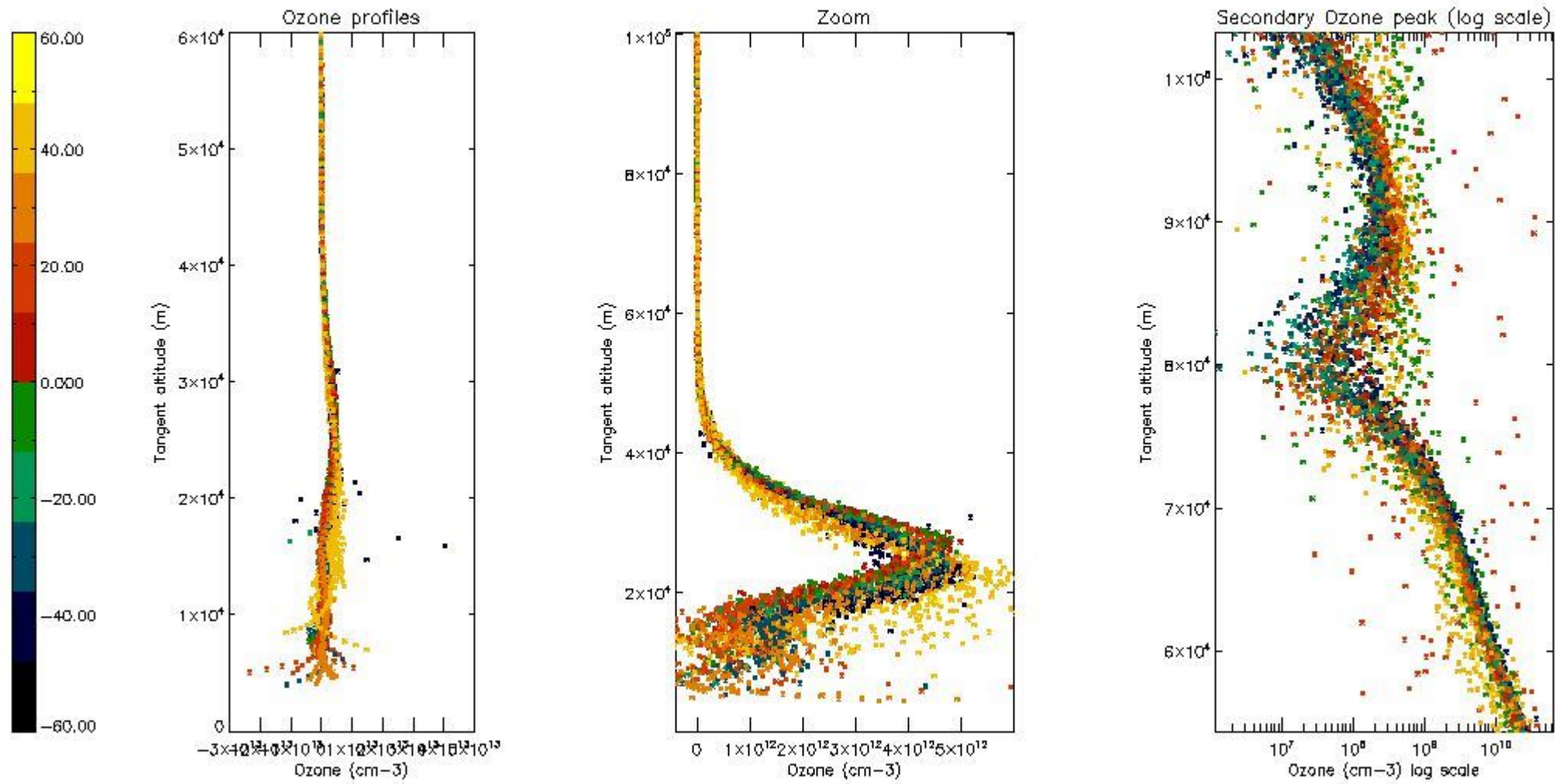
So, the table below shows the percentage of dark limb and valid observations for each criteria with respect to the overall valid daily observations.

Criteria	% of total production
All STD	28
STD < 20	16

STD < 10	14
STD < 5	10

5.2 Plot ozone profiles for all STD (dark without errors)

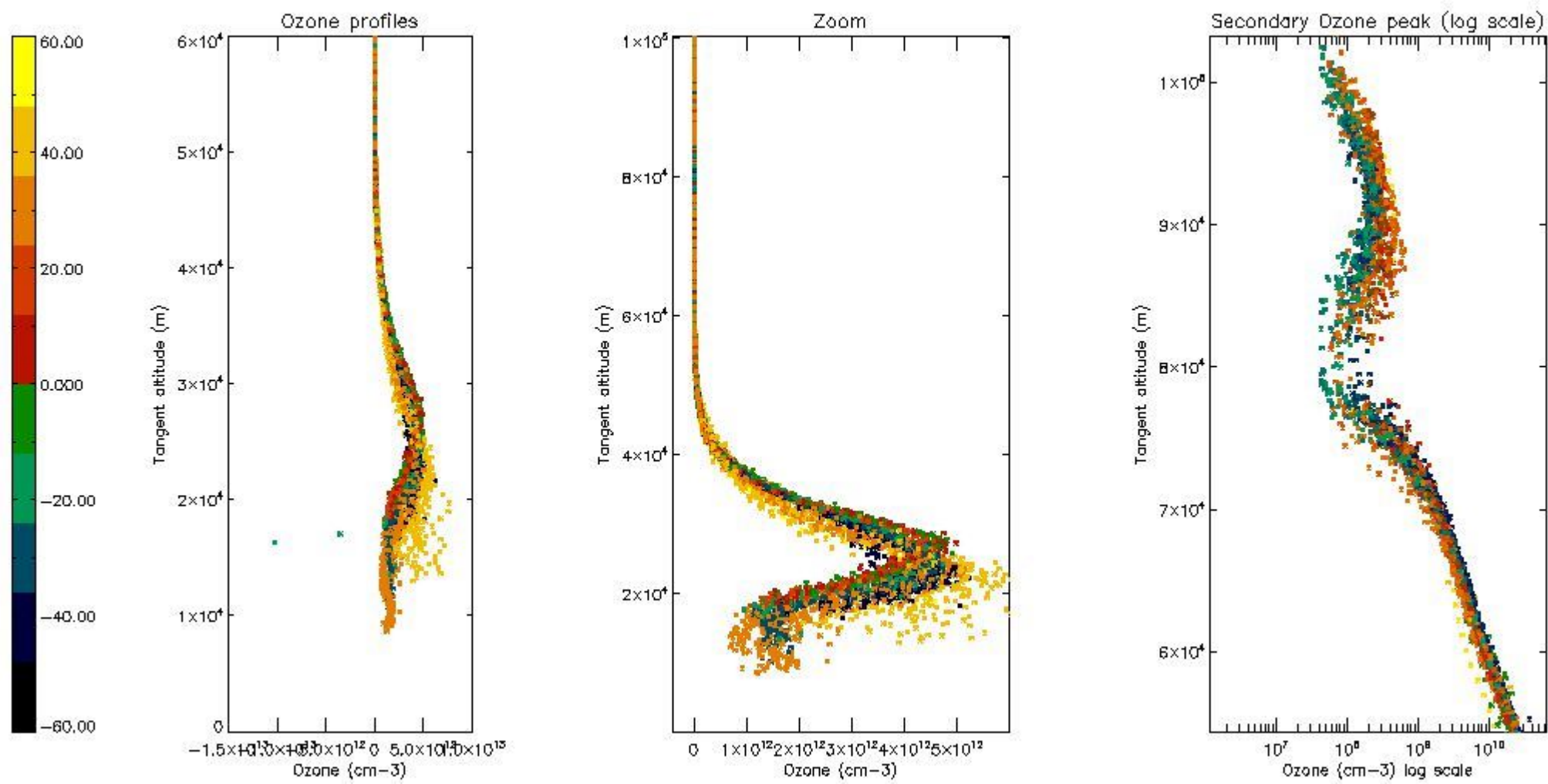
The colorbar represents the latitude.



5.3 Plot ozone profiles where STD < 20% (dark without errors)

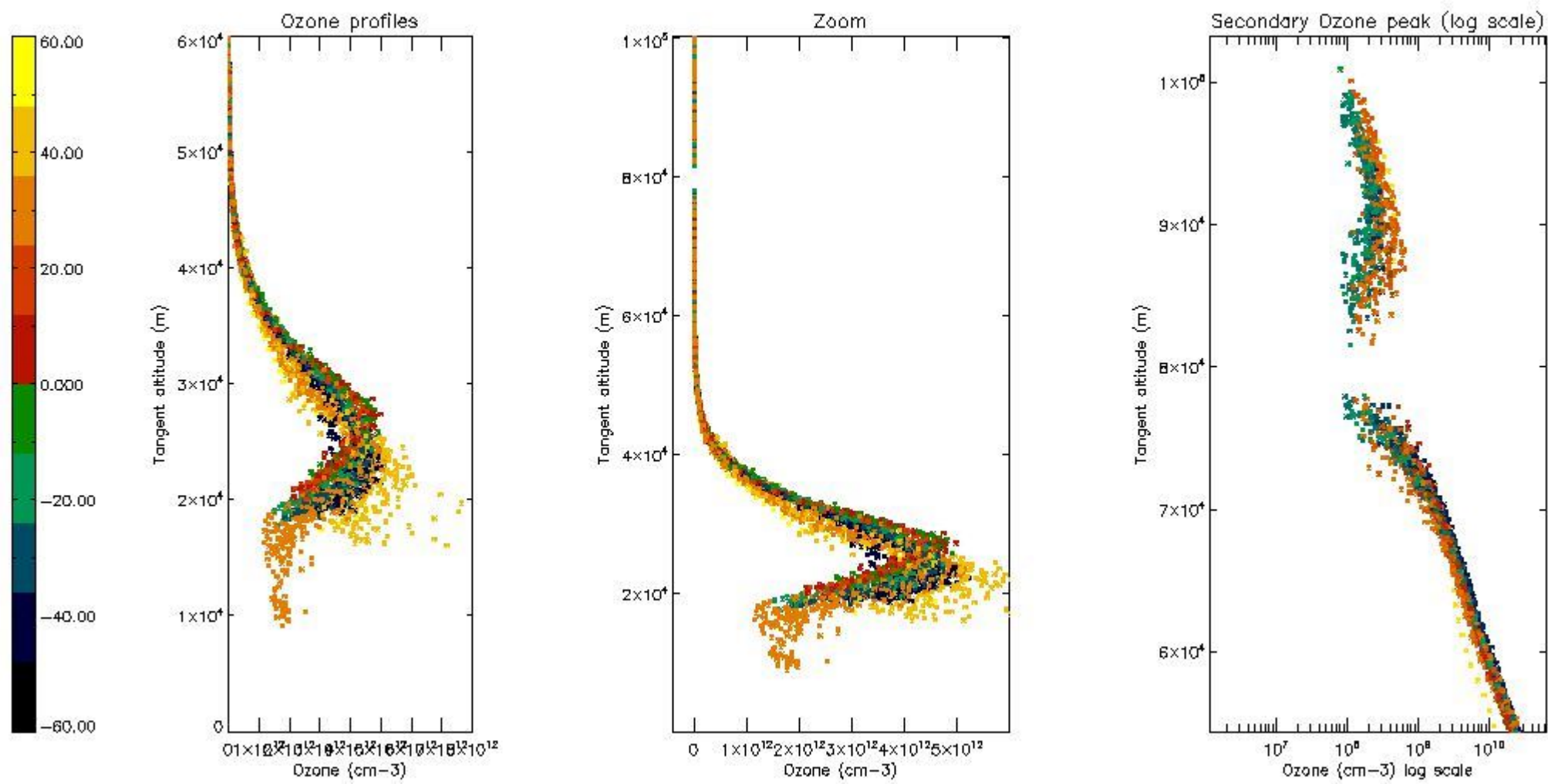
The colorbar represents the latitude.





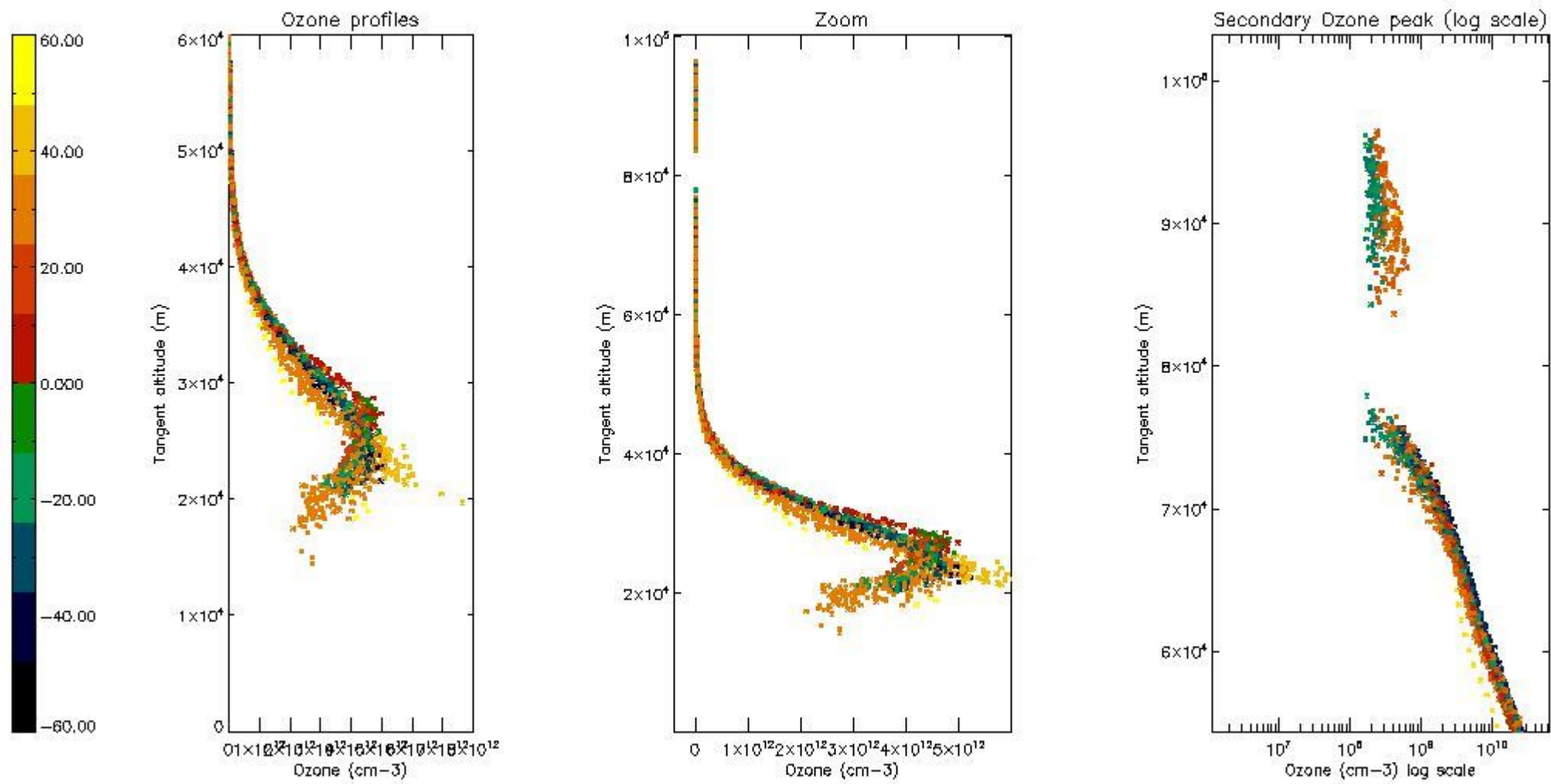
*5.4 Plot ozone profiles where STD < 10% (dark without errors)*

The colorbar represents the latitude.



*5.5 Plot ozone profiles where STD < 5% (dark without errors)*

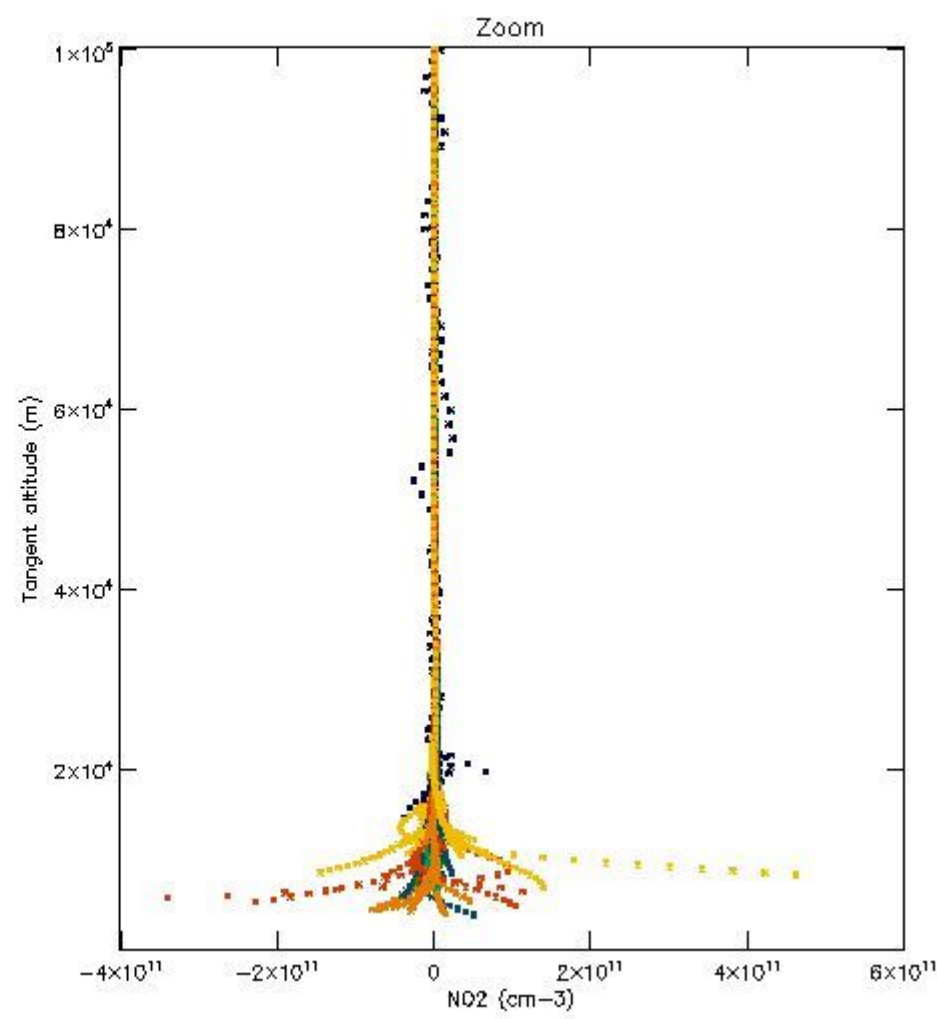
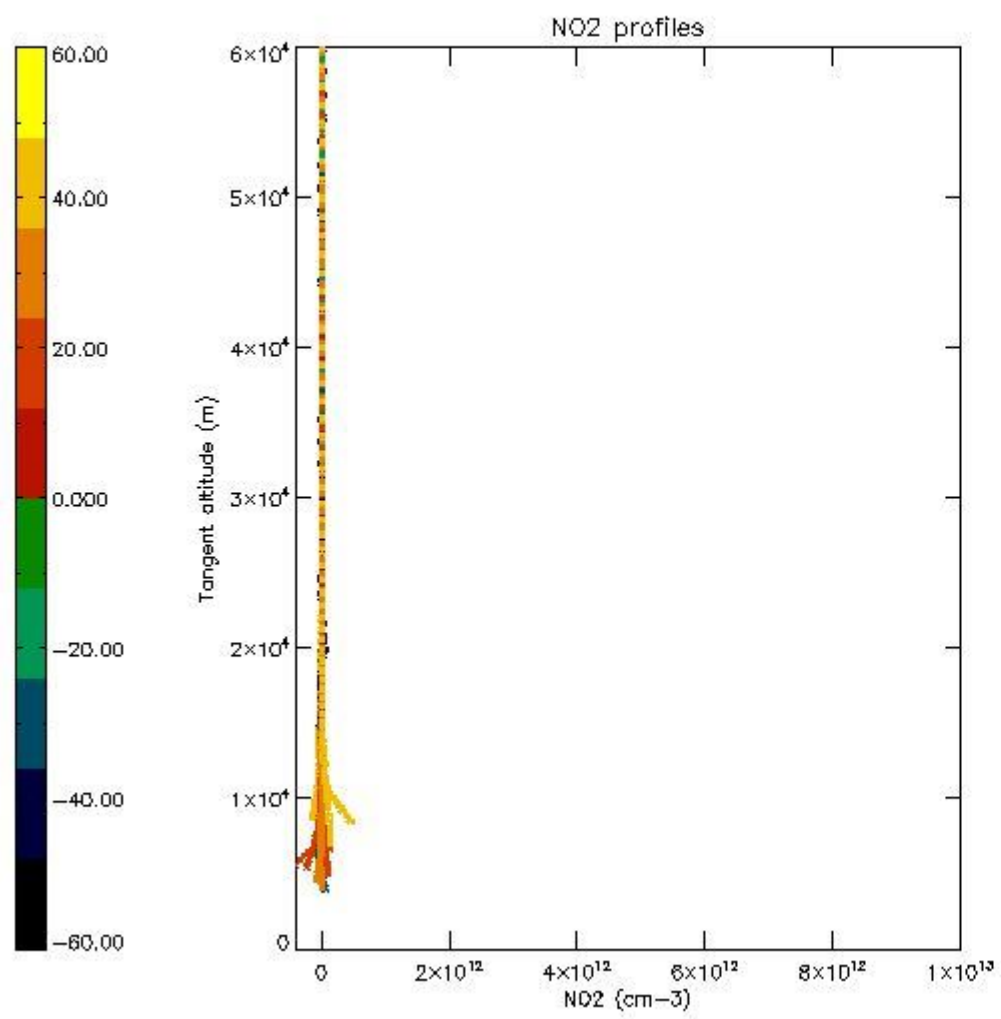
The colorbar represents the latitude.



*5.6 Plot NO<sub>2</sub> profiles for all STD (dark without errors)*

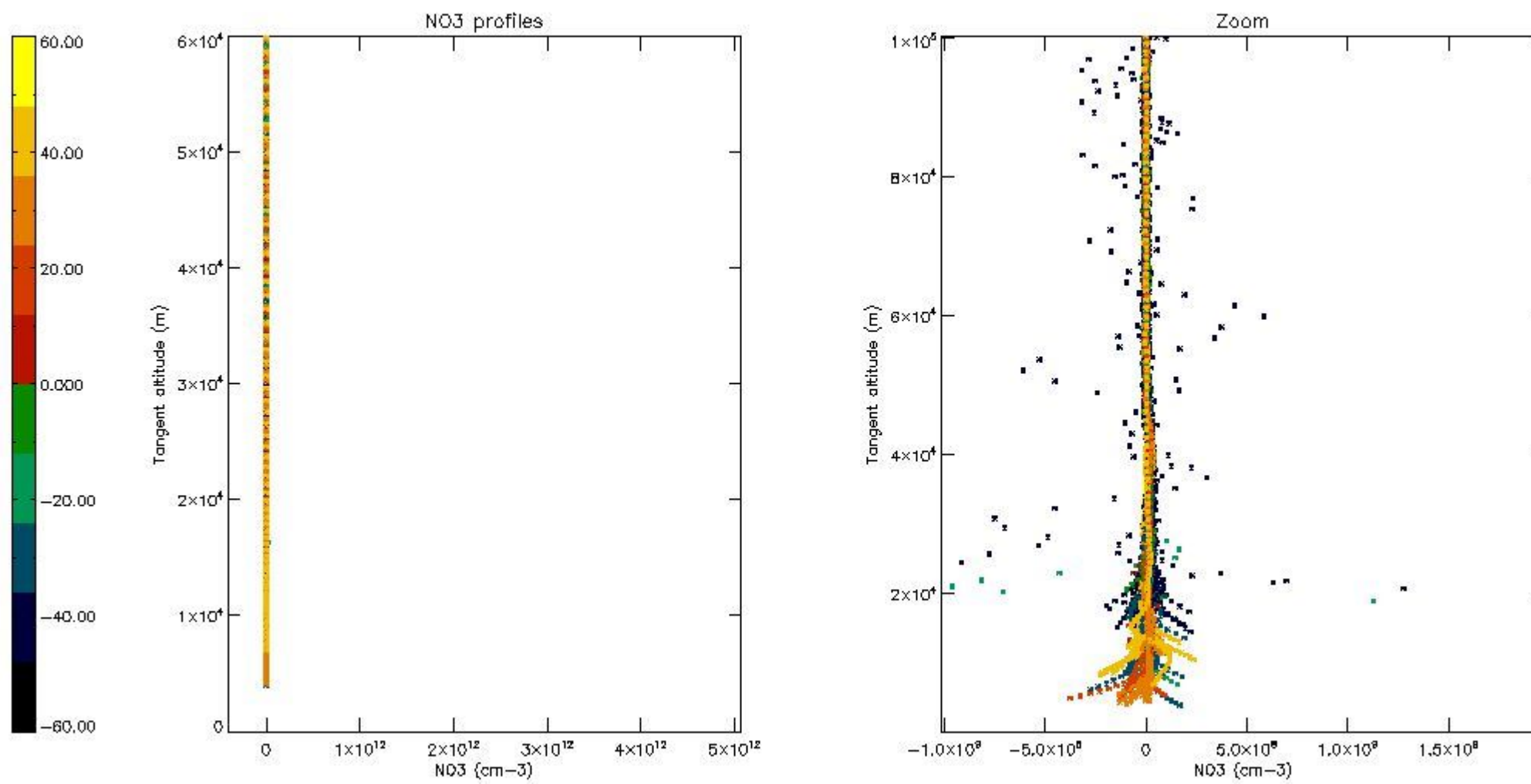
The colorbar represents the latitude.





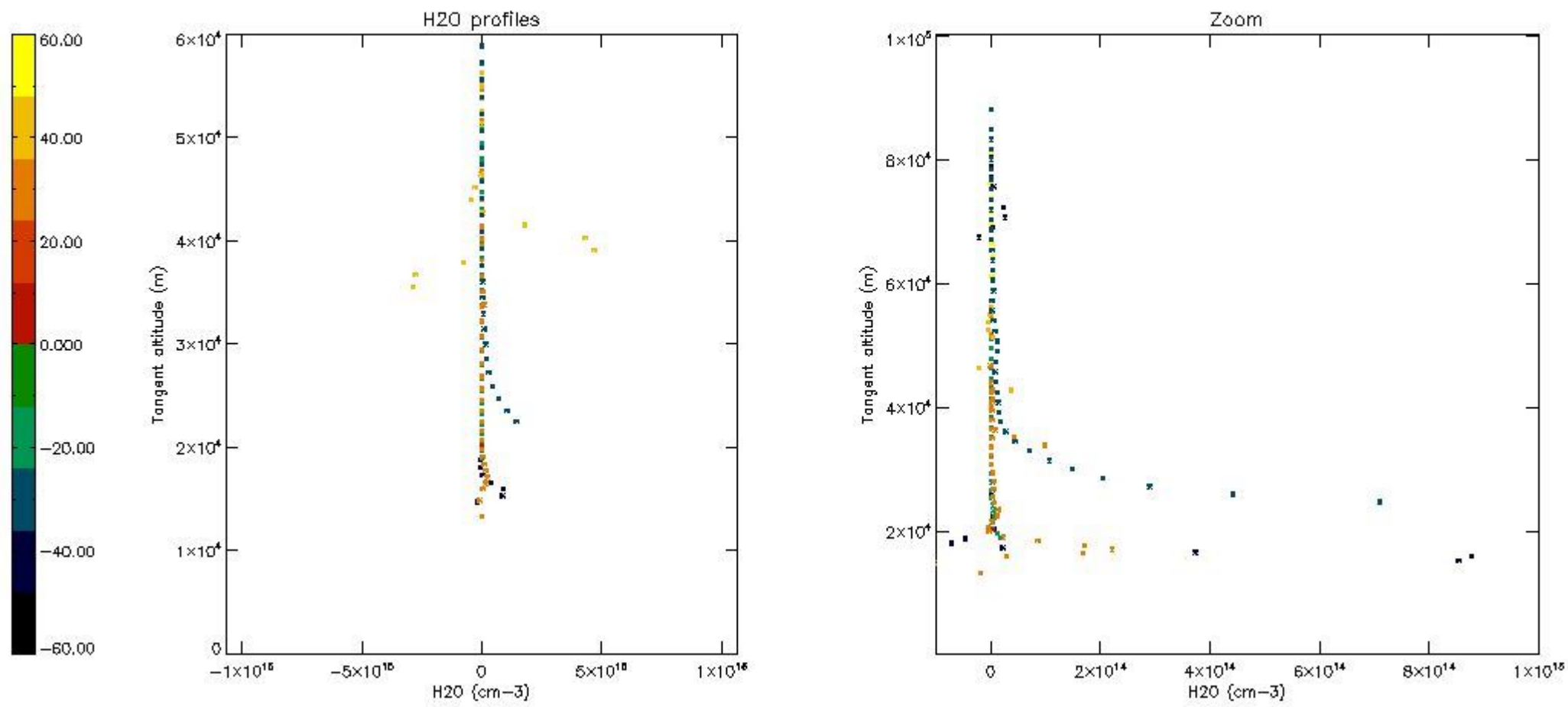
*5.7 Plot NO3 profiles for all STD (dark without errors)*

The colorbar represents the latitude.



*5.8 Plot H2O profiles for all STD (only for occultations of stars 1,2,3,4,13,14,16,26,63 dark without errors)*

The colorbar represents the latitude.



## 6. Auxiliary Data Files used for the production reported in section 2

The number reported in the third column indicates since which file (see list in section 2) the corresponding auxiliary file has been used. The fourth column is the date of those product files.

Type	Auxiliary Filename	Used since product	Used since product date
INST_PHYS_CHARACTERISTICS	GOM_INS_AXNIEC20050627_150440_20020301_000000_20100101_000000	1	11-DEC-2002 00:00:41
LEVEL-2_PROC_CONFIG	GOM_PR2_AXVIEC20091111_152718_20020301_000000_20500101_000000	1	11-DEC-2002 00:00:41
CROSS_SECTIONS_FILE	GOM_CRS_AXVIEC20091111_154832_20020301_000000_20500101_000000	1	11-DEC-2002 00:00:41



# GOMOS Level 2 Daily Report

## SUMMARY

### [1. General Info](#)

### [2. Summary of processed GOM\\_NL\\_2P products](#)

### [3. Level 2 Quality information per product](#)

#### [3.1 Plot of level 2 quality information per product \(time dependant\)](#)

#### [3.2 Plot of level 2 quality information per product \(world map\)](#)

### [4. Level 1 Quality information per product \(stored on level 2 products\)](#)

#### [4.1 Plot of level 1 quality information per product \(time dependant\)](#)

##### [4.1.1 Plot of level 1 quality information per product \(time dependant\): ASCENDING](#)

##### [4.1.2 Plot of level 1 quality information per product \(time dependant\): DESCENDING](#)

#### [4.2 Plot of level 1 quality information per product \(world map\)](#)

##### [4.2.1 Plot of level 1 quality information per product \(world map\): ASCENDING](#)

##### [4.2.2 Plot of level 1 quality information per product \(world map\): DESCENDING](#)

### [5. Ozone profiles based on quality statistics and other trace gas profiles](#)

#### [5.1 Ozone statistics based on quality of products](#)

#### [5.2 Plot ozone profiles for all STD \(dark without errors\)](#)

#### [5.3 Plot ozone profiles where STD < 20% \(dark without errors\)](#)

#### [5.4. Plot ozone profiles where STD < 10% \(dark without errors\)](#)

#### [5.5. Plot ozone profiles where STD < 5% \(dark without errors\)](#)

#### [5.6 Plot NO2 profiles for all STD \(dark without errors\)](#)

#### [5.7 Plot NO3 profiles for all STD \(dark without errors\)](#)

#### [5.8 Plot H2O profiles \(only for occultations of stars 1,2,3,4,13,14,16,26,63 dark without errors\) for all STD](#)

### [6. Auxiliary Data Files used for the production reported in section 2](#)

This report presents the daily analysis on parameters extracted from GOMOS level 2 data (GOM\_NL\_\_2P). It is intended to monitor some important parameters that will impact the quality of these products. A list of level 2 products (and content) that have arrived during the reporting day to the PCF is also given.

Item	Value
Time of report generation	17APR2013 21:10:53
Data source version	GOMOS/6.01
Start time of products	11-12-2002 (11DEC2002 00:00:00)
Stop time of products	12-12-2002 (12DEC2002 00:00:00)
Store outputs in DB	Yes
Nb of level 2 prods	532
Nb of prods with errors	0

## 2. Summary of processed GOM\_NL\_\_2P products.

Nr	Filename	UTC Start time	Limb	Duration	Star Id	Star Name	Star Mag	Star Temp	Nb Meas	Orbit	Prod. error
1	GOM_NL__2PRFIN20021211_000041_00000982012_00016_04078_0185.N1	11-DEC-2002 00:00:41	Bright	98.000	24	66Alp Gem	1.5800	10200.	196	4078	No
2	GOM_NL__2PRFIN20021211_000529_000000382012_00016_04078_0186.N1	11-DEC-2002 00:05:29	Bright	38.000	49	1Alp UMi	1.9900	6300.0	76	4078	No
3	GOM_NL__2PRFIN20021211_001013_000000392012_00016_04078_0187.N1	11-DEC-2002 00:10:13	Bright	39.000	60	7Bet UMi	2.0810	3950.0	78	4078	No
4	GOM_NL__2PRFIN20021211_001316_000000382012_00016_04078_0188.N1	11-DEC-2002 00:13:16	Bright	37.500	119	14Eta Dra	2.7270	4700.0	75	4078	No
5	GOM_NL__2PRFIN20021211_001504_000000432012_00016_04078_0189.N1	11-DEC-2002 00:15:04	Bright	43.000	32	77Eps UMa	1.7630	11000.	86	4078	No
6	GOM_NL__2PRFIN20021211_001728_000000422012_00016_04078_0190.N1	11-DEC-2002 00:17:28	Bright	41.500	39	85Eta UMa	1.8540	24000.	83	4078	No
7	GOM_NL__2PRFIN20021211_002036_000000402012_00016_04078_0191.N1	11-DEC-2002 00:20:36	Bright	39.500	180	27Gam Boo	3.0400	8000.0	79	4078	No
8	GOM_NL__2PRFIN20021211_002345_000000392012_00016_04078_0192.N1	11-DEC-2002 00:23:45	Bright	38.500	83		2.3780	11000.	77	4078	No
9	GOM_NL__2PRFIN20021211_002657_000000412012_00016_04078_0193.N1	11-DEC-2002 00:26:57	Bright	40.500	111	8Eta Boo	2.6800	6000.0	81	4078	No
10	GOM_NL__2PRFIN20021211_003031_000000492012_00016_04078_0194.N1	11-DEC-2002 00:30:31	Bright	48.500	138	47Eps Vir	2.8280	4700.0	97	4078	No
11	GOM_NL__2PRFIN20021211_003241_000000802012_00016_04078_0195.N1	11-DEC-2002 00:32:41	Twilight	80.000	62	94Bet Leo	2.1360	9700.0	160	4078	No
12	GOM_NL__2PRFIN20021211_003625_000000522012_00016_04078_0196.N1	11-DEC-2002 00:36:25	Twilight	51.500	15	67Alp Vir	0.97600	28000.	103	4078	No
13	GOM_NL__2PRFIN20021211_004155_000000442012_00016_04078_0197.N1	11-DEC-2002 00:41:55	Twilight	44.000	54	5The Cen	2.0550	4500.0	88	4078	No
14	GOM_NL__2PRFIN20021211_004314_000000452012_00016_04078_0198.N1	11-DEC-2002 00:43:14	Dark	44.500	123	1ot Cen	2.7500	10200.	89	4078	No
15	GOM_NL__2PRFIN20021211_004800_000000452012_00016_04078_0199.N1	11-DEC-2002 00:48:00	Dark	44.500	4	Alp1Cen	-0.010000	5800.0	89	4078	No
16	GOM_NL__2PRFIN20021211_004925_000000402012_00017_04079_0167.N1	11-DEC-2002 00:49:25	Dark	40.000	20	Bet Cru	1.2530	30000.	80	4079	No
17	GOM_NL__2PRFIN20021211_005228_000000472012_00017_04079_0168.N1	11-DEC-2002 00:52:28	Dark	47.000	113	Mu Vel	2.6920	5000.0	94	4079	No
18	GOM_NL__2PRFIN20021211_005614_000000422012_00017_04079_0169.N1	11-DEC-2002 00:56:14	Dark	41.500	29	Bet Car	1.6720	10200.	83	4079	No
19	GOM_NL__2PRFIN20021211_005833_000000542012_00017_04079_0170.N1	11-DEC-2002 00:58:33	Dark	53.500	41	Eps Car	1.8600	4100.0	107	4079	No
20	GOM_NL__2PRFIN20021211_010107_000000522012_00017_04079_0171.N1	11-DEC-2002 01:01:07	Dark	52.000	34	Gam2Vel	1.7930	23000.	104	4079	No
21	GOM_NL__2PRFIN20021211_010339_000000472012_00017_04079_0172.N1	11-DEC-2002 01:03:39	Dark	47.000	2	Alp Car	-0.73600	7000.0	94	4079	No
22	GOM_NL__2PRFIN20021211_010608_000000582012_00017_04079_0173.N1	11-DEC-2002 01:06:08	Dark	57.500	117	Pi Pup	2.7060	3800.0	115	4079	No
23	GOM_NL__2PRFIN20021211_010836_000000612012_00017_04079_0174.N1	11-DEC-2002 01:08:36	Dark	61.000	88	31Eta CMa	2.4480	20000.	122	4079	No
24	GOM_NL__2PRFIN20021211_011017_000000712012_00017_04079_0175.N1	11-DEC-2002 01:10:17	Straylight	70.500	37	25Del CMa	1.8300	5900.0	141	4079	No
25	GOM_NL__2PRFIN20021211_011432_000000572012_00017_04079_0176.N1	11-DEC-2002 01:14:32	Straylight	56.500	47	2Bet CMa	1.9760	28000.	113	4079	No
26	GOM_NL__2PRFIN20021211_011744_000000482012_00017_04079_0177.N1	11-DEC-2002 01:17:44	Straylight	48.000	56	53Kap Ori	2.0650	30000.	96	4079	No
27	GOM_NL__2PRFIN20021211_012040_000000552012_00017_04079_0178.N1	11-DEC-2002 01:20:40	Straylight	55.000	30	46Eps Ori	1.6940	30000.	110	4079	No
28	GOM_NL__2PRFIN20021211_012307_000000542012_00017_04079_0179.N1	11-DEC-2002 01:23:07	Twilight	54.000	27	24Gam Ori	1.6360	26000.	108	4079	No
29	GOM_NL__2PRFIN20021211_012543_000000522012_00017_04079_0180.N1	11-DEC-2002 01:25:43	Twilight	51.500	13	87Alp Tau	0.86700	3800.0	103	4079	No
30	GOM_NL__2PRFIN20021211_012743_000000362012_00017_04079_0181.N1	11-DEC-2002 01:27:43	Bright	36.000	146	25Eta Tau	2.8730	15200.	72	4079	No
31	GOM_NL__2PRFIN20021211_012956_000000392012_00017_04079_0182.N1	11-DEC-2002 01:29:56	Bright	38.500	150	44Zet Per	2.8900	28000.	77	4079	No
32	GOM_NL__2PRFIN20021211_013143_000000382012_00017_04079_0183.N1	11-DEC-2002 01:31:43	Bright	37.500	173	4Bet Tri	3.0040	8900.0	75	4079	No
33	GOM_NL__2PRFIN20021211_013345_000000372012_00017_04079_0184.N1	11-DEC-2002 01:33:45	Bright	36.500	73	57Gam1And	2.2600	13100.	73	4079	No
34	GOM_NL__2PRFIN20021211_013515_000000482012_00017_04079_0185.N1	11-DEC-2002 01:35:15	Bright	47.500	6	13Alp Aur	0.080000	3400.0	95	4079	No
35	GOM_NL__2PRFIN20021211_013859_000000372012_00017_04079_0186.N1	11-DEC-2002 01:38:59	Bright	36.500	110	37Del Cas	2.6780	8900.0	73	4079	No
36	GOM_NL__2PRFIN20021211_014115_000000952012_00017_04079_0187.N1	11-DEC-2002 01:41:15	Bright	94.500	24	66Alp Gem	1.5800	10200.	189	4079	No
37	GOM_NL__2PRFIN20021211_014606_000000382012_00017_04079_0188.N1	11-DEC-2002 01:46:06	Bright	38.000	49	1Alp UMi	1.9900	6300.0	76	4079	No
38	GOM_NL__2PRFIN20021211_015049_000000392012_00017_04079_0189.N1	11-DEC-2002 01:50:49	Bright	39.000	60	7Bet UMi	2.0810	3950.0	78	4079	No
39	GOM_NL__2PRFIN20021211_015352_000000372012_00017_04079_0190.N1	11-DEC-2002 01:53:52	Bright	37.000	119	14Eta Dra	2.7270	4700.0	74	4079	No
40	GOM_NL__2PRFIN20021211_015538_000000452012_00017_04079_0191.N1	11-DEC-2002 01:55:38	Bright	45.000	32	77Eps UMa	1.7630	11000.	90	4079	No
41	GOM_NL__2PRFIN20021211_015802_000000422012_00017_04079_0192.N1	11-DEC-2002 01:58:02	Bright	42.000	39	85Eta UMa	1.8540	24000.	84	4079	No
42	GOM_NL__2PRFIN20021211_020114_000000392012_00017_04079_0193.N1	11-DEC-2002 02:01:14	Bright	38.500	180	27Gam Boo	3.0400	8000.0	77	4079	No

43	GOM_NL__2PRFIN20021211_020420_000000412012_00017_04079_0194.N1	11-DEC-2002 02:04:20	Bright	40.500	83		2.3780	11000.	81	4079	No
44	GOM_NL__2PRFIN20021211_020730_000000572012_00017_04079_0195.N1	11-DEC-2002 02:07:30	Bright	57.000	111	8Eta Boo	2.6800	6000.0	114	4079	No
45	GOM_NL__2PRFIN20021211_021108_000000502012_00017_04079_0196.N1	11-DEC-2002 02:11:08	Bright	50.000	138	47Eps Vir	2.8280	4700.0	100	4079	No
46	GOM_NL__2PRFIN20021211_021318_000000812012_00017_04079_0197.N1	11-DEC-2002 02:13:18	Twi_and_stray	81.000	62	94Bet Leo	2.1360	9700.0	162	4079	No
47	GOM_NL__2PRFIN20021211_021659_000000562012_00017_04079_0198.N1	11-DEC-2002 02:16:59	Twi_and_stray	55.500	15	67Alp Vir	0.97600	28000.	111	4079	No
48	GOM_NL__2PRFIN20021211_022028_000000482012_00017_04079_0199.N1	11-DEC-2002 02:20:28	Twilight	47.500	169	46Gam Hya	2.9910	4700.0	95	4079	No
49	GOM_NL__2PRFIN20021211_022231_000000452012_00017_04079_0200.N1	11-DEC-2002 02:22:31	Twilight	44.500	54	5The Cen	2.0550	4500.0	89	4079	No
50	GOM_NL__2PRFIN20021211_022351_000000412012_00017_04079_0201.N1	11-DEC-2002 02:23:51	Dark	40.500	123	lot Cen	2.7500	10200.	81	4079	No
51	GOM_NL__2PRFIN20021211_022535_000000372012_00017_04079_0202.N1	11-DEC-2002 02:25:35	Dark	37.000	95	Zet Cen	2.5450	26000.	74	4079	No
52	GOM_NL__2PRFIN20021211_022836_000000522012_00017_04079_0203.N1	11-DEC-2002 02:28:36	Dark	52.000	4	Alp1Cen	-0.010000	5800.0	104	4079	No
53	GOM_NL__2PRFIN20021211_023001_000000412012_00018_04080_9742.N1	11-DEC-2002 02:30:01	Dark	41.000	20	Bet Cru	1.2530	30000.	82	4080	No
54	GOM_NL__2PRFIN20021211_023306_000000452012_00018_04080_9743.N1	11-DEC-2002 02:33:06	Dark	44.500	113	Mu Vel	2.6920	5000.0	89	4080	No
55	GOM_NL__2PRFIN20021211_023650_000000452012_00018_04080_9744.N1	11-DEC-2002 02:36:50	Dark	45.000	29	Bet Car	1.6720	10200.	90	4080	No
56	GOM_NL__2PRFIN20021211_023915_000000712012_00018_04080_9745.N1	11-DEC-2002 02:39:15	Dark	71.000	65	Lam Vel	2.2040	4400.0	142	4080	No
57	GOM_NL__2PRFIN20021211_024143_000000492012_00018_04080_9746.N1	11-DEC-2002 02:41:43	Dark	48.500	34	Gam2Vel	1.7930	23000.	97	4080	No
58	GOM_NL__2PRFIN20021211_024416_000000462012_00018_04080_9747.N1	11-DEC-2002 02:44:16	Dark	46.000	2	Alp Car	-0.73600	7000.0	92	4080	No
59	GOM_NL__2PRFIN20021211_024644_000000602012_00018_04080_9748.N1	11-DEC-2002 02:46:44	Dark	59.500	117	Pi Pup	2.7060	3800.0	119	4080	No
60	GOM_NL__2PRFIN20021211_025012_000000632012_00018_04080_9749.N1	11-DEC-2002 02:50:12	Straylight	63.000	23	21Eps CMa	1.5020	26000.	126	4080	No
61	GOM_NL__2PRFIN20021211_025206_000000612012_00018_04080_9750.N1	11-DEC-2002 02:52:06	Straylight	61.000	179	24Omi2CMa	3.0320	24000.	122	4080	No
62	GOM_NL__2PRFIN20021211_025527_000000682012_00018_04080_9751.N1	11-DEC-2002 02:55:27	Straylight	67.500	1	9Alp CMa	-1.4400	11000.	135	4080	No
63	GOM_NL__2PRFIN20021211_025849_000000552012_00018_04080_9752.N1	11-DEC-2002 02:58:49	Straylight	55.000	7	19Bet Ori	0.10000	14000.	110	4080	No
64	GOM_NL__2PRFIN20021211_030103_000000582012_00018_04080_9753.N1	11-DEC-2002 03:01:03	Straylight	57.500	33	50Zet Ori	1.7660	30000.	115	4080	No
65	GOM_NL__2PRFIN20021211_030343_000000522012_00018_04080_9754.N1	11-DEC-2002 03:03:43	Twi_and_stray	52.000	27	24Gam Ori	1.6360	26000.	104	4080	No
66	GOM_NL__2PRFIN20021211_030619_000000562012_00018_04080_9755.N1	11-DEC-2002 03:06:19	Twi_and_stray	56.000	13	87Alp Tau	0.86700	3800.0	112	4080	No
67	GOM_NL__2PRFIN20021211_030819_000000372012_00018_04080_9756.N1	11-DEC-2002 03:08:19	Bright	37.000	146	25Eta Tau	2.8730	15200.	74	4080	No
68	GOM_NL__2PRFIN20021211_031032_000000392012_00018_04080_9757.N1	11-DEC-2002 03:10:32	Bright	38.500	150	44Zet Per	2.8900	28000.	77	4080	No
69	GOM_NL__2PRFIN20021211_031220_000000372012_00018_04080_9758.N1	11-DEC-2002 03:12:20	Bright	36.500	173	4Bet Tri	3.0040	8900.0	73	4080	No
70	GOM_NL__2PRFIN20021211_031421_000000412012_00018_04080_9759.N1	11-DEC-2002 03:14:21	Bright	40.500	73	57Gam1And	2.2600	13100.	81	4080	No
71	GOM_NL__2PRFIN20021211_031639_000000382012_00018_04080_9760.N1	11-DEC-2002 03:16:39	Bright	37.500	160	23Gam Per	2.9300	4700.0	75	4080	No
72	GOM_NL__2PRFIN20021211_031935_000000372012_00018_04080_9761.N1	11-DEC-2002 03:19:35	Bright	36.500	110	37Del Cas	2.6780	8900.0	73	4080	No
73	GOM_NL__2PRFIN20021211_032149_000000972012_00018_04080_9762.N1	11-DEC-2002 03:21:49	Bright	96.500	24	66Alp Gem	1.5800	10200.	193	4080	No
74	GOM_NL__2PRFIN20021211_032642_000000382012_00018_04080_9763.N1	11-DEC-2002 03:26:42	Bright	38.000	49	1Alp UMi	1.9900	6300.0	76	4080	No
75	GOM_NL__2PRFIN20021211_033126_000000392012_00018_04080_9764.N1	11-DEC-2002 03:31:26	Bright	38.500	60	7Bet UMi	2.0810	3950.0	77	4080	No
76	GOM_NL__2PRFIN20021211_033429_000000392012_00018_04080_9765.N1	11-DEC-2002 03:34:29	Bright	38.500	119	14Eta Dra	2.7270	4700.0	77	4080	No
77	GOM_NL__2PRFIN20021211_033616_000000442012_00018_04080_9766.N1	11-DEC-2002 03:36:16	Bright	44.000	32	77Eps UMa	1.7630	11000.	88	4080	No
78	GOM_NL__2PRFIN20021211_033840_000000412012_00018_04080_9767.N1	11-DEC-2002 03:38:40	Bright	40.500	39	85Eta UMa	1.8540	24000.	81	4080	No
79	GOM_NL__2PRFIN20021211_034150_000000402012_00018_04080_9768.N1	11-DEC-2002 03:41:50	Bright	39.500	180	27Gam Boo	3.0400	8000.0	79	4080	No
80	GOM_NL__2PRFIN20021211_034458_000000382012_00018_04080_9769.N1	11-DEC-2002 03:44:58	Bright	37.500	83		2.3780	11000.	75	4080	No
81	GOM_NL__2PRFIN20021211_034809_000000572012_00018_04080_9770.N1	11-DEC-2002 03:48:09	Bright	57.000	111	8Eta Boo	2.6800	6000.0	114	4080	No
82	GOM_NL__2PRFIN20021211_035144_000000672012_00018_04080_9771.N1	11-DEC-2002 03:51:44	Bright	67.000	138	47Eps Vir	2.8280	4700.0	134	4080	No
83	GOM_NL__2PRFIN20021211_035355_000000812012_00018_04080_9772.N1	11-DEC-2002 03:53:55	Twi_and_stray	81.000	62	94Bet Leo	2.1360	9700.0	162	4080	No
84	GOM_NL__2PRFIN20021211_035738_000000522012_00018_04080_9773.N1	11-DEC-2002 03:57:38	Twi_and_stray	51.500	15	67Alp Vir	0.97600	28000.	103	4080	No
85	GOM_NL__2PRFIN20021211_040107_000000472012_00018_04080_9774.N1	11-DEC-2002 04:01:07	Twilight	46.500	169	46Gam Hya	2.9910	4700.0	93	4080	No
86	GOM_NL__2PRFIN20021211_040308_000000482012_00018_04080_9775.N1	11-DEC-2002 04:03:08	Twilight	47.500	54	5The Cen	2.0550	4500.0	95	4080	No
87	GOM_NL__2PRFIN20021211_040427_000000432012_00018_04080_9776.N1	11-DEC-2002 04:04:27	Dark	43.000	123	lot Cen	2.7500	10200.	86	4080	No
88	GOM_NL__2PRFIN20021211_040612_000000392012_00018_04080_9777.N1	11-DEC-2002 04:06:12	Dark	39.000	95	Zet Cen	2.5450	26000.	78	4080	No
89	GOM_NL__2PRFIN20021211_040803_000000382012_00018_04080_9778.N1	11-DEC-2002 04:08:03	Dark	38.000	77	Eps Cen	2.3030	28000.	76	4080	No
90	GOM_NL__2PRFIN20021211_040925_000000472012_00018_04080_9779.N1	11-DEC-2002 04:09:25	Dark	47.000	10	Bet Cen	0.61000	28000.	94	4080	No
91	GOM_NL__2PRFIN20021211_041342_000000472012_00019_04081_0468.N1	11-DEC-2002 04:13:42	Dark	46.500	113	Mu Vel	2.6920	5000.0	93	4081	No
92	GOM_NL__2PRFIN20021211_041726_000000402012_00019_04081_0469.N1	11-DEC-2002 04:17:26	Dark	40.000	29	Bet Car	1.6720	10200.	80	4081	No
93	GOM_NL__2PRFIN20021211_041952_000000712012_00019_04081_0470.N1	11-DEC-2002 04:19:52	Dark	70.500	65	Lam Vel	2.2040	4400.0	141	4081	No
94	GOM_NL__2PRFIN20021211_042220_000000512012_00019_04081_0471.N1	11-DEC-2002 04:22:20	Dark	51.000	34	Gam2Vel	1.7930	23000.	102	4081	No
95	GOM_NL__2PRFIN20021211_042452_000000562012_00019_04081_0472.N1	11-DEC-2002 04:24:52	Dark	56.000	2	Alp Car	-0.73600	7000.0	112	4081	No
96	GOM_NL__2PRFIN20021211_042721_000000592012_00019_04081_0473.N1	11-DEC-2002 04:27:21	Dark	58.500	117	Pi Pup	2.7060	3800.0	117	4081	No
97	GOM_NL__2PRFIN20021211_043048_000000632012_00019_04081_0474.N1	11-DEC-2002 04:30:48	Straylight	62.500	23	21Eps CMa	1.5020	26000.	125	4081	No
98	GOM_NL__2PRFIN20021211_043243_000000622012_00019_04081_0475.N1	11-DEC-2002 04:32:43	Straylight	62.000	179	24Omi2CMa	3.0320	24000.	124	4081	No
99	GOM_NL__2PRFIN20021211_043604_000000692012_00019_04081_0476.N1	11-DEC-2002 04:36:04	Straylight	68.500	1	9Alp CMa	-1.4400	11000.	137	4081	No
100	GOM_NL__2PRFIN20021211_043924_000000542012_00019_04081_0477.N1	11-DEC-2002 04:39:24	Straylight	54.000	7	19Bet Ori	0.10000	14000.	108	4081	No
101	GOM_NL__2PRFIN20021211_044139_000000522012_00019_04081_0478.N1	11-DEC-2002 04:41:39	Straylight	52.000	33	50Zet Ori	1.7660	30000.	104	4081	No



102	GOM_NL__2PRFIN20021211_044419_000000532012_00019_04081_0479.N1	11-DEC-2002 04:44:19	Twilight	52.500	27	24Gam Ori	1.6360	26000.	105	4081	No
103	GOM_NL__2PRFIN20021211_044655_000000542012_00019_04081_0480.N1	11-DEC-2002 04:46:55	Twilight	54.000	13	87Alp Tau	0.86700	3800.0	108	4081	No
104	GOM_NL__2PRFIN20021211_044855_000000372012_00019_04081_0481.N1	11-DEC-2002 04:48:55	Bright	37.000	146	25Eta Tau	2.8730	15200.	74	4081	No
105	GOM_NL__2PRFIN20021211_045108_000000382012_00019_04081_0482.N1	11-DEC-2002 04:51:08	Bright	37.500	150	44Zet Per	2.8900	28000.	75	4081	No
106	GOM_NL__2PRFIN20021211_045256_000000362012_00019_04081_0483.N1	11-DEC-2002 04:52:56	Bright	36.000	173	4Bet Tri	3.0040	8900.0	72	4081	No
107	GOM_NL__2PRFIN20021211_045458_000000392012_00019_04081_0484.N1	11-DEC-2002 04:54:58	Bright	38.500	73	57Gam1And	2.2600	13100.	77	4081	No
108	GOM_NL__2PRFIN20021211_045715_000000372012_00019_04081_0485.N1	11-DEC-2002 04:57:15	Bright	37.000	160	23Gam Per	2.9300	4700.0	74	4081	No
109	GOM_NL__2PRFIN20021211_050011_000000372012_00019_04081_0486.N1	11-DEC-2002 05:00:11	Bright	36.500	110	37Del Cas	2.6780	8900.0	73	4081	No
110	GOM_NL__2PRFIN20021211_050222_000000922012_00019_04081_0487.N1	11-DEC-2002 05:02:22	Bright	92.000	24	66Alp Gem	1.5800	10200.	184	4081	No
111	GOM_NL__2PRFIN20021211_050718_000000372012_00019_04081_0488.N1	11-DEC-2002 05:07:18	Bright	37.000	49	1Alp UMi	1.9900	6300.0	74	4081	No
112	GOM_NL__2PRFIN20021211_051202_000000392012_00019_04081_0489.N1	11-DEC-2002 05:12:02	Bright	38.500	60	7Bet UMi	2.0810	3950.0	77	4081	No
113	GOM_NL__2PRFIN20021211_051505_000000362012_00019_04081_0490.N1	11-DEC-2002 05:15:05	Bright	36.000	119	14Eta Dra	2.7270	4700.0	72	4081	No
114	GOM_NL__2PRFIN20021211_051652_000000442012_00019_04081_0491.N1	11-DEC-2002 05:16:52	Bright	44.000	32	77Eps UMa	1.7630	11000.	88	4081	No
115	GOM_NL__2PRFIN20021211_051917_000000422012_00019_04081_0492.N1	11-DEC-2002 05:19:17	Bright	41.500	39	85Eta UMa	1.8540	24000.	83	4081	No
116	GOM_NL__2PRFIN20021211_052227_000000362012_00019_04081_0493.N1	11-DEC-2002 05:22:27	Bright	35.500	180	27Gam Boo	3.0400	8000.0	71	4081	No
117	GOM_NL__2PRFIN20021211_052535_000000382012_00019_04081_0494.N1	11-DEC-2002 05:25:35	Bright	37.500	83		2.3780	11000.	75	4081	No
118	GOM_NL__2PRFIN20021211_052846_000000402012_00019_04081_0495.N1	11-DEC-2002 05:28:46	Bright	40.000	111	8Eta Boo	2.6800	6000.0	80	4081	No
119	GOM_NL__2PRFIN20021211_053221_000000492012_00019_04081_0496.N1	11-DEC-2002 05:32:21	Bright	49.000	138	47Eps Vir	2.8280	4700.0	98	4081	No
120	GOM_NL__2PRFIN20021211_053432_000000822012_00019_04081_0497.N1	11-DEC-2002 05:34:32	Twilight	82.000	62	94Bet Leo	2.1360	9700.0	164	4081	No
121	GOM_NL__2PRFIN20021211_053815_000000532012_00019_04081_0498.N1	11-DEC-2002 05:38:15	Twilight	53.000	15	67Alp Vir	0.97600	28000.	106	4081	No
122	GOM_NL__2PRFIN20021211_054144_000000482012_00019_04081_0499.N1	11-DEC-2002 05:41:44	Twilight	47.500	169	46Gam Hya	2.9910	4700.0	95	4081	No
123	GOM_NL__2PRFIN20021211_054344_000000442012_00019_04081_0500.N1	11-DEC-2002 05:43:44	Twilight	44.000	54	5The Cen	2.0550	4500.0	88	4081	No
124	GOM_NL__2PRFIN20021211_054504_000000452012_00019_04081_0501.N1	11-DEC-2002 05:45:04	Dark	45.000	123	1ot Cen	2.7500	10200.	90	4081	No
125	GOM_NL__2PRFIN20021211_054648_000000402012_00019_04081_0502.N1	11-DEC-2002 05:46:48	Dark	40.000	95	Zet Cen	2.5450	26000.	80	4081	No
126	GOM_NL__2PRFIN20021211_054839_000000382012_00019_04081_0503.N1	11-DEC-2002 05:48:39	Dark	37.500	77	Eps Cen	2.3030	28000.	75	4081	No
127	GOM_NL__2PRFIN20021211_055001_000000472012_00019_04081_0504.N1	11-DEC-2002 05:50:01	Dark	47.000	10	Bet Cen	0.61000	28000.	94	4081	No
128	GOM_NL__2PRFIN20021211_055419_000000482012_00020_04082_0189.N1	11-DEC-2002 05:54:19	Dark	48.000	113	Mu Vel	2.6920	5000.0	96	4082	No
129	GOM_NL__2PRFIN20021211_055803_000000422012_00020_04082_0190.N1	11-DEC-2002 05:58:03	Dark	41.500	29	Bet Car	1.6720	10200.	83	4082	No
130	GOM_NL__2PRFIN20021211_060028_000000622012_00020_04082_0191.N1	11-DEC-2002 06:00:28	Dark	62.000	65	Lam Vel	2.2040	4400.0	124	4082	No
131	GOM_NL__2PRFIN20021211_060257_000000542012_00020_04082_0192.N1	11-DEC-2002 06:02:57	Dark	54.000	34	Gam2Vel	1.7930	23000.	108	4082	No
132	GOM_NL__2PRFIN20021211_060528_000000562012_00020_04082_0193.N1	11-DEC-2002 06:05:28	Dark	56.000	2	Alp Car	-0.73600	7000.0	112	4082	No
133	GOM_NL__2PRFIN20021211_060758_000000602012_00020_04082_0194.N1	11-DEC-2002 06:07:58	Dark	60.000	117	Pi Pup	2.7060	3800.0	120	4082	No
134	GOM_NL__2PRFIN20021211_061124_000000582012_00020_04082_0195.N1	11-DEC-2002 06:11:24	Straylight	57.500	23	21Eps CMa	1.5020	26000.	115	4082	No
135	GOM_NL__2PRFIN20021211_061319_000000622012_00020_04082_0196.N1	11-DEC-2002 06:13:19	Straylight	62.000	179	24Omi2CMa	3.0320	24000.	124	4082	No
136	GOM_NL__2PRFIN20021211_061640_000000712012_00020_04082_0197.N1	11-DEC-2002 06:16:40	Straylight	70.500	1	9Alp CMa	-1.4400	11000.	141	4082	No
137	GOM_NL__2PRFIN20021211_062001_000000542012_00020_04082_0198.N1	11-DEC-2002 06:20:01	Straylight	54.000	7	19Bet Ori	0.10000	14000.	108	4082	No
138	GOM_NL__2PRFIN20021211_062215_000000522012_00020_04082_0199.N1	11-DEC-2002 06:22:15	Straylight	51.500	33	50Zet Ori	1.7660	30000.	103	4082	No
139	GOM_NL__2PRFIN20021211_062455_000000462012_00020_04082_0200.N1	11-DEC-2002 06:24:55	Twilight	46.000	27	24Gam Ori	1.6360	26000.	92	4082	No
140	GOM_NL__2PRFIN20021211_062731_000000532012_00020_04082_0201.N1	11-DEC-2002 06:27:31	Twilight	52.500	13	87Alp Tau	0.86700	3800.0	105	4082	No
141	GOM_NL__2PRFIN20021211_062931_000000392012_00020_04082_0202.N1	11-DEC-2002 06:29:31	Bright	38.500	146	25Eta Tau	2.8730	15200.	77	4082	No
142	GOM_NL__2PRFIN20021211_063144_000000392012_00020_04082_0203.N1	11-DEC-2002 06:31:44	Bright	38.500	150	44Zet Per	2.8900	28000.	77	4082	No
143	GOM_NL__2PRFIN20021211_063332_000000362012_00020_04082_0204.N1	11-DEC-2002 06:33:32	Bright	36.000	173	4Bet Tri	3.0040	8900.0	72	4082	No
144	GOM_NL__2PRFIN20021211_063534_000000362012_00020_04082_0205.N1	11-DEC-2002 06:35:34	Bright	36.000	73	57Gam1And	2.2600	13100.	72	4082	No
145	GOM_NL__2PRFIN20021211_063752_000000372012_00020_04082_0206.N1	11-DEC-2002 06:37:52	Bright	36.500	160	23Gam Per	2.9300	4700.0	73	4082	No
146	GOM_NL__2PRFIN20021211_064048_000000372012_00020_04082_0207.N1	11-DEC-2002 06:40:48	Bright	36.500	110	37Del Cas	2.6780	8900.0	73	4082	No
147	GOM_NL__2PRFIN20021211_064255_000000892012_00020_04082_0208.N1	11-DEC-2002 06:42:55	Bright	88.500	24	66Alp Gem	1.5800	10200.	177	4082	No
148	GOM_NL__2PRFIN20021211_064755_000000392012_00020_04082_0209.N1	11-DEC-2002 06:47:55	Bright	39.000	49	1Alp UMi	1.9900	6300.0	78	4082	No
149	GOM_NL__2PRFIN20021211_065238_000000362012_00020_04082_0210.N1	11-DEC-2002 06:52:38	Bright	35.500	60	7Bet UMi	2.0810	3950.0	71	4082	No
150	GOM_NL__2PRFIN20021211_065541_000000382012_00020_04082_0211.N1	11-DEC-2002 06:55:41	Bright	37.500	119	14Eta Dra	2.7270	4700.0	75	4082	No
151	GOM_NL__2PRFIN20021211_065729_000000412012_00020_04082_0212.N1	11-DEC-2002 06:57:29	Bright	41.000	32	77Eps UMa	1.7630	11000.	82	4082	No
152	GOM_NL__2PRFIN20021211_065953_000000412012_00020_04082_0213.N1	11-DEC-2002 06:59:53	Bright	41.000	39	85Eta UMa	1.8540	24000.	82	4082	No
153	GOM_NL__2PRFIN20021211_070303_000000362012_00020_04082_0214.N1	11-DEC-2002 07:03:03	Bright	36.000	180	27Gam Boo	3.0400	8000.0	72	4082	No
154	GOM_NL__2PRFIN20021211_070611_000000372012_00020_04082_0215.N1	11-DEC-2002 07:06:11	Bright	37.000	83		2.3780	11000.	74	4082	No
155	GOM_NL__2PRFIN20021211_070922_000000412012_00020_04082_0216.N1	11-DEC-2002 07:09:22	Bright	40.500	111	8Eta Boo	2.6800	6000.0	81	4082	No
156	GOM_NL__2PRFIN20021211_071258_000000492012_00020_04082_0217.N1	11-DEC-2002 07:12:58	Bright	49.000	138	47Eps Vir	2.8280	4700.0	98	4082	No
157	GOM_NL__2PRFIN20021211_071510_000000842012_00020_04082_0218.N1	11-DEC-2002 07:15:10	Twilight	83.500	62	94Bet Leo	2.1360	9700.0	167	4082	No
158	GOM_NL__2PRFIN20021211_071852_000000522012_00020_04082_0219.N1	11-DEC-2002 07:18:52	Twilight	52.000	15	67Alp Vir	0.97600	28000.	104	4082	No
159	GOM_NL__2PRFIN20021211_072220_000000482012_00020_04082_0220.N1	11-DEC-2002 07:22:20	Twilight	47.500	169	46Gam Hya	2.9910	4700.0	95	4082	No
160	GOM_NL__2PRFIN20021211_072421_000000482012_00020_04082_0221.N1	11-DEC-2002 07:24:21	Twilight	48.000	54	5The Cen	2.0550	4500.0	96	4082	No

161	GOM_NL__2PRFIN20021211_072540_000000442012_00020_04082_0222.N1	11-DEC-2002 07:25:40	Dark	44.000	123	Iot Cen	2.7500	10200.	88	4082	No
162	GOM_NL__2PRFIN20021211_072724_000000392012_00020_04082_0223.N1	11-DEC-2002 07:27:24	Dark	39.000	95	Zet Cen	2.5450	26000.	78	4082	No
163	GOM_NL__2PRFIN20021211_072915_000000392012_00020_04082_0224.N1	11-DEC-2002 07:29:15	Dark	38.500	77	Eps Cen	2.3030	28000.	77	4082	No
164	GOM_NL__2PRFIN20021211_073037_000000492012_00020_04082_0225.N1	11-DEC-2002 07:30:37	Dark	49.000	10	Bet Cen	0.61000	28000.	98	4082	No
165	GOM_NL__2PRFIN20021211_073456_000000572012_00021_04083_0588.N1	11-DEC-2002 07:34:56	Dark	57.000	113	Mu Vel	2.6920	5000.0	114	4083	No
166	GOM_NL__2PRFIN20021211_073840_000000382012_00021_04083_0589.N1	11-DEC-2002 07:38:40	Dark	37.500	29	Bet Car	1.6720	10200.	75	4083	No
167	GOM_NL__2PRFIN20021211_074106_000000592012_00021_04083_0590.N1	11-DEC-2002 07:41:06	Dark	58.500	65	Lam Vel	2.2040	4400.0	117	4083	No
168	GOM_NL__2PRFIN20021211_074334_000000482012_00021_04083_0591.N1	11-DEC-2002 07:43:34	Dark	47.500	34	Gam2Vel	1.7930	23000.	95	4083	No
169	GOM_NL__2PRFIN20021211_074605_000000552012_00021_04083_0592.N1	11-DEC-2002 07:46:05	Dark	54.500	2	Alp Car	-0.73600	7000.0	109	4083	No
170	GOM_NL__2PRFIN20021211_074835_000000582012_00021_04083_0593.N1	11-DEC-2002 07:48:35	Dark	57.500	117	Pi Pup	2.7060	3800.0	115	4083	No
171	GOM_NL__2PRFIN20021211_075201_000000612012_00021_04083_0594.N1	11-DEC-2002 07:52:01	Straylight	61.000	23	21Eps CMa	1.5020	26000.	122	4083	No
172	GOM_NL__2PRFIN20021211_075355_000000612012_00021_04083_0595.N1	11-DEC-2002 07:53:55	Straylight	60.500	179	24Omi2CMa	3.0320	24000.	121	4083	No
173	GOM_NL__2PRFIN20021211_075716_000000742012_00021_04083_0596.N1	11-DEC-2002 07:57:16	Straylight	73.500	1	9Alp CMa	-1.4400	11000.	147	4083	No
174	GOM_NL__2PRFIN20021211_080037_000000542012_00021_04083_0597.N1	11-DEC-2002 08:00:37	Straylight	53.500	7	19Bet Ori	0.10000	14000.	107	4083	No
175	GOM_NL__2PRFIN20021211_080251_000000522012_00021_04083_0598.N1	11-DEC-2002 08:02:51	Straylight	52.000	33	50Zet Ori	1.7660	30000.	104	4083	No
176	GOM_NL__2PRFIN20021211_080531_000000442012_00021_04083_0599.N1	11-DEC-2002 08:05:31	Tw_i_and_stray	43.500	27	24Gam Ori	1.6360	26000.	87	4083	No
177	GOM_NL__2PRFIN20021211_080807_000000472012_00021_04083_0600.N1	11-DEC-2002 08:08:07	Tw_i_and_stray	47.000	13	87Alp Tau	0.86700	3800.0	94	4083	No
178	GOM_NL__2PRFIN20021211_081007_000000352012_00021_04083_0601.N1	11-DEC-2002 08:10:07	Bright	34.500	146	25Eta Tau	2.8730	15200.	69	4083	No
179	GOM_NL__2PRFIN20021211_081220_000000382012_00021_04083_0602.N1	11-DEC-2002 08:12:20	Bright	37.500	150	44Zet Per	2.8900	28000.	75	4083	No
180	GOM_NL__2PRFIN20021211_081409_000000362012_00021_04083_0603.N1	11-DEC-2002 08:14:09	Bright	36.000	173	4Bet Tri	3.0040	8900.0	72	4083	No
181	GOM_NL__2PRFIN20021211_081610_000000382012_00021_04083_0604.N1	11-DEC-2002 08:16:10	Bright	38.000	73	57Gam1And	2.2600	13100.	76	4083	No
182	GOM_NL__2PRFIN20021211_081828_000000372012_00021_04083_0605.N1	11-DEC-2002 08:18:28	Bright	37.000	160	23Gam Per	2.9300	4700.0	74	4083	No
183	GOM_NL__2PRFIN20021211_082124_000000352012_00021_04083_0606.N1	11-DEC-2002 08:21:24	Bright	35.000	110	37Del Cas	2.6780	8900.0	70	4083	No
184	GOM_NL__2PRFIN20021211_082329_000000952012_00021_04083_0607.N1	11-DEC-2002 08:23:29	Bright	94.500	24	66Alp Gem	1.5800	10200.	189	4083	No
185	GOM_NL__2PRFIN20021211_082831_000000342012_00021_04083_0608.N1	11-DEC-2002 08:28:31	Bright	33.500	49	1Alp UMi	1.9900	6300.0	67	4083	No
186	GOM_NL__2PRFIN20021211_083314_000000382012_00021_04083_0609.N1	11-DEC-2002 08:33:14	Bright	37.500	60	7Bet UMi	2.0810	3950.0	75	4083	No
187	GOM_NL__2PRFIN20021211_083618_000000372012_00021_04083_0610.N1	11-DEC-2002 08:36:18	Bright	37.000	119	14Eta Dra	2.7270	4700.0	74	4083	No
188	GOM_NL__2PRFIN20021211_083805_000000422012_00021_04083_0611.N1	11-DEC-2002 08:38:05	Bright	41.500	32	77Eps UMa	1.7630	11000.	83	4083	No
189	GOM_NL__2PRFIN20021211_084029_000000412012_00021_04083_0612.N1	11-DEC-2002 08:40:29	Bright	40.500	39	85Eta UMa	1.8540	24000.	81	4083	No
190	GOM_NL__2PRFIN20021211_084340_000000372012_00021_04083_0613.N1	11-DEC-2002 08:43:40	Bright	37.000	180	27Gam Boo	3.0400	8000.0	74	4083	No
191	GOM_NL__2PRFIN20021211_084648_000000362012_00021_04083_0614.N1	11-DEC-2002 08:46:48	Bright	36.000	83		2.3780	11000.	72	4083	No
192	GOM_NL__2PRFIN20021211_084959_000000572012_00021_04083_0615.N1	11-DEC-2002 08:49:59	Bright	57.000	111	8Eta Boo	2.6800	6000.0	114	4083	No
193	GOM_NL__2PRFIN20021211_085335_000000672012_00021_04083_0616.N1	11-DEC-2002 08:53:35	Bright	67.000	138	47Eps Vir	2.8280	4700.0	134	4083	No
194	GOM_NL__2PRFIN20021211_085547_000000842012_00021_04083_0617.N1	11-DEC-2002 08:55:47	Tw_i_and_stray	84.000	62	94Bet Leo	2.1360	9700.0	168	4083	No
195	GOM_NL__2PRFIN20021211_085929_000000522012_00021_04083_0618.N1	11-DEC-2002 08:59:29	Tw_i_and_stray	51.500	15	67Alp Vir	0.97600	28000.	103	4083	No
196	GOM_NL__2PRFIN20021211_090257_000000432012_00021_04083_0619.N1	11-DEC-2002 09:02:57	Twilight	42.500	169	46Gam Hya	2.9910	4700.0	85	4083	No
197	GOM_NL__2PRFIN20021211_090458_000000422012_00021_04083_0620.N1	11-DEC-2002 09:04:58	Twilight	42.000	54	5The Cen	2.0550	4500.0	84	4083	No
198	GOM_NL__2PRFIN20021211_090618_000000432012_00021_04083_0621.N1	11-DEC-2002 09:06:18	Dark	43.000	123	Iot Cen	2.7500	10200.	86	4083	No
199	GOM_NL__2PRFIN20021211_090800_000000382012_00021_04083_0622.N1	11-DEC-2002 09:08:00	Dark	38.000	95	Zet Cen	2.5450	26000.	76	4083	No
200	GOM_NL__2PRFIN20021211_090952_000000422012_00021_04083_0623.N1	11-DEC-2002 09:09:52	Dark	41.500	77	Eps Cen	2.3030	28000.	83	4083	No
201	GOM_NL__2PRFIN20021211_091113_000000482012_00021_04083_0624.N1	11-DEC-2002 09:11:13	Dark	48.000	10	Bet Cen	0.61000	28000.	96	4083	No
202	GOM_NL__2PRFIN20021211_091533_000000462012_00022_04084_0189.N1	11-DEC-2002 09:15:33	Dark	45.500	113	Mu Vel	2.6920	5000.0	91	4084	No
203	GOM_NL__2PRFIN20021211_091916_000000392012_00022_04084_0190.N1	11-DEC-2002 09:19:16	Dark	39.000	29	Bet Car	1.6720	10200.	78	4084	No
204	GOM_NL__2PRFIN20021211_092143_000000572012_00022_04084_0191.N1	11-DEC-2002 09:21:43	Dark	57.000	65	Lam Vel	2.2040	4400.0	114	4084	No
205	GOM_NL__2PRFIN20021211_092411_000000482012_00022_04084_0192.N1	11-DEC-2002 09:24:11	Dark	47.500	34	Gam2Vel	1.7930	23000.	95	4084	No
206	GOM_NL__2PRFIN20021211_092641_000000482012_00022_04084_0193.N1	11-DEC-2002 09:26:41	Dark	47.500	2	Alp Car	-0.73600	7000.0	95	4084	No
207	GOM_NL__2PRFIN20021211_092912_000000632012_00022_04084_0194.N1	11-DEC-2002 09:29:12	Dark	62.500	117	Pi Pup	2.7060	3800.0	125	4084	No
208	GOM_NL__2PRFIN20021211_093238_000000622012_00022_04084_0195.N1	11-DEC-2002 09:32:38	Straylight	62.000	23	21Eps CMa	1.5020	26000.	124	4084	No
209	GOM_NL__2PRFIN20021211_093432_000000592012_00022_04084_0196.N1	11-DEC-2002 09:34:32	Straylight	58.500	179	24Omi2CMa	3.0320	24000.	117	4084	No
210	GOM_NL__2PRFIN20021211_093753_000000712012_00022_04084_0197.N1	11-DEC-2002 09:37:53	Straylight	71.000	1	9Alp CMa	-1.4400	11000.	142	4084	No
211	GOM_NL__2PRFIN20021211_094113_000000582012_00022_04084_0198.N1	11-DEC-2002 09:41:13	Straylight	57.500	7	19Bet Ori	0.10000	14000.	115	4084	No
212	GOM_NL__2PRFIN20021211_094327_000000482012_00022_04084_0199.N1	11-DEC-2002 09:43:27	Straylight	48.000	33	50Zet Ori	1.7660	30000.	96	4084	No
213	GOM_NL__2PRFIN20021211_094607_000000462012_00022_04084_0200.N1	11-DEC-2002 09:46:07	Tw_i_and_stray	46.000	27	24Gam Ori	1.6360	26000.	92	4084	No
214	GOM_NL__2PRFIN20021211_094843_000000482012_00022_04084_0201.N1	11-DEC-2002 09:48:43	Tw_i_and_stray	47.500	13	87Alp Tau	0.86700	3800.0	95	4084	No
215	GOM_NL__2PRFIN20021211_095043_000000372012_00022_04084_0202.N1	11-DEC-2002 09:50:43	Bright	37.000	146	25Eta Tau	2.8730	15200.	74	4084	No
216	GOM_NL__2PRFIN20021211_095257_000000372012_00022_04084_0203.N1	11-DEC-2002 09:52:57	Bright	37.000	150	44Zet Per	2.8900	28000.	74	4084	No
217	GOM_NL__2PRFIN20021211_095445_000000372012_00022_04084_0204.N1	11-DEC-2002 09:54:45	Bright	37.000	173	4Bet Tri	3.0040	8900.0	74	4084	No
218	GOM_NL__2PRFIN20021211_095647_000000382012_00022_04084_0205.N1	11-DEC-2002 09:56:47	Bright	37.500	73	57Gam1And	2.2600	13100.	75	4084	No
219	GOM_NL__2PRFIN20021211_095904_000000372012_00022_04084_0206.N1	11-DEC-2002 09:59:04	Bright	36.500	160	23Gam Per	2.9300	4700.0	73	4084	No

220	GOM_NL__2PRFIN20021211_100200_000000352012_00022_04084_0207.N1	11-DEC-2002 10:02:00	Bright	35.000	110	37Del Cas	2.6780	8900.0	70	4084	No
221	GOM_NL__2PRFIN20021211_100403_000000922012_00022_04084_0208.N1	11-DEC-2002 10:04:03	Bright	92.000	24	66Alp Gem	1.5800	10200.	184	4084	No
222	GOM_NL__2PRFIN20021211_100907_000000382012_00022_04084_0209.N1	11-DEC-2002 10:09:07	Bright	37.500	49	1Alp UMi	1.9900	6300.0	75	4084	No
223	GOM_NL__2PRFIN20021211_101351_000000382012_00022_04084_0210.N1	11-DEC-2002 10:13:51	Bright	38.000	60	7Bet UMi	2.0810	3950.0	76	4084	No
224	GOM_NL__2PRFIN20021211_101654_000000352012_00022_04084_0211.N1	11-DEC-2002 10:16:54	Bright	35.000	119	14Eta Dra	2.7270	4700.0	70	4084	No
225	GOM_NL__2PRFIN20021211_101841_000000442012_00022_04084_0212.N1	11-DEC-2002 10:18:41	Bright	43.500	32	77Eps UMa	1.7630	11000.	87	4084	No
226	GOM_NL__2PRFIN20021211_102105_000000402012_00022_04084_0213.N1	11-DEC-2002 10:21:05	Bright	39.500	39	85Eta UMa	1.8540	24000.	79	4084	No
227	GOM_NL__2PRFIN20021211_102416_000000362012_00022_04084_0214.N1	11-DEC-2002 10:24:16	Bright	36.000	180	27Gam Boo	3.0400	8000.0	72	4084	No
228	GOM_NL__2PRFIN20021211_102724_000000352012_00022_04084_0215.N1	11-DEC-2002 10:27:24	Bright	35.000	83		2.3780	11000.	70	4084	No
229	GOM_NL__2PRFIN20021211_103035_000000382012_00022_04084_0216.N1	11-DEC-2002 10:30:35	Bright	38.000	111	8Eta Boo	2.6800	6000.0	76	4084	No
230	GOM_NL__2PRFIN20021211_103412_000000502012_00022_04084_0217.N1	11-DEC-2002 10:34:12	Bright	49.500	138	47Eps Vir	2.8280	4700.0	99	4084	No
231	GOM_NL__2PRFIN20021211_103624_000000902012_00022_04084_0218.N1	11-DEC-2002 10:36:24	Twilight	90.000	62	94Bet Leo	2.1360	9700.0	180	4084	No
232	GOM_NL__2PRFIN20021211_104006_000000482012_00022_04084_0219.N1	11-DEC-2002 10:40:06	Twilight	48.000	15	67Alp Vir	0.97600	28000.	96	4084	No
233	GOM_NL__2PRFIN20021211_104334_000000472012_00022_04084_0220.N1	11-DEC-2002 10:43:34	Twilight	47.000	169	46Gam Hya	2.9910	4700.0	94	4084	No
234	GOM_NL__2PRFIN20021211_104534_000000442012_00022_04084_0221.N1	11-DEC-2002 10:45:34	Twilight	43.500	54	5The Cen	2.0550	4500.0	87	4084	No
235	GOM_NL__2PRFIN20021211_104654_000000422012_00022_04084_0222.N1	11-DEC-2002 10:46:54	Dark	41.500	123	1ot Cen	2.7500	10200.	83	4084	No
236	GOM_NL__2PRFIN20021211_104837_000000392012_00022_04084_0223.N1	11-DEC-2002 10:48:37	Dark	38.500	95	Zet Cen	2.5450	26000.	77	4084	No
237	GOM_NL__2PRFIN20021211_105028_000000392012_00022_04084_0224.N1	11-DEC-2002 10:50:28	Dark	38.500	77	Eps Cen	2.3030	28000.	77	4084	No
238	GOM_NL__2PRFIN20021211_105150_000000462012_00022_04084_0225.N1	11-DEC-2002 10:51:50	Dark	46.000	10	Bet Cen	0.61000	28000.	92	4084	No
239	GOM_NL__2PRFIN20021211_105415_000000482012_00023_04085_0550.N1	11-DEC-2002 10:54:15	Dark	47.500	12	Alp1Cru	0.77500	30000.	95	4085	No
240	GOM_NL__2PRFIN20021211_105610_000000462012_00023_04085_0551.N1	11-DEC-2002 10:56:10	Dark	46.000	113	Mu Vel	2.6920	5000.0	92	4085	No
241	GOM_NL__2PRFIN20021211_105953_000000392012_00023_04085_0552.N1	11-DEC-2002 10:59:53	Dark	39.000	29	Bet Car	1.6720	10200.	78	4085	No
242	GOM_NL__2PRFIN20021211_110214_000000452012_00023_04085_0553.N1	11-DEC-2002 11:02:14	Dark	45.000	41	Eps Car	1.8600	4100.0	90	4085	No
243	GOM_NL__2PRFIN20021211_110447_000000512012_00023_04085_0554.N1	11-DEC-2002 11:04:47	Dark	50.500	34	Gam2Vel	1.7930	23000.	101	4085	No
244	GOM_NL__2PRFIN20021211_110718_000000462012_00023_04085_0555.N1	11-DEC-2002 11:07:18	Dark	46.000	2	Alp Car	-0.73600	7000.0	92	4085	No
245	GOM_NL__2PRFIN20021211_110948_000000602012_00023_04085_0556.N1	11-DEC-2002 11:09:48	Dark	60.000	117	Pi Pup	2.7060	3800.0	120	4085	No
246	GOM_NL__2PRFIN20021211_111314_000000572012_00023_04085_0557.N1	11-DEC-2002 11:13:14	Straylight	57.000	23	21Eps CMa	1.5020	26000.	114	4085	No
247	GOM_NL__2PRFIN20021211_111508_000000632012_00023_04085_0558.N1	11-DEC-2002 11:15:08	Straylight	62.500	179	24Omi2CMa	3.0320	24000.	125	4085	No
248	GOM_NL__2PRFIN20021211_111828_000000732012_00023_04085_0559.N1	11-DEC-2002 11:18:28	Straylight	72.500	1	9Alp CMa	-1.4400	11000.	145	4085	No
249	GOM_NL__2PRFIN20021211_112149_000000592012_00023_04085_0560.N1	11-DEC-2002 11:21:49	Straylight	59.000	7	19Bet Ori	0.10000	14000.	118	4085	No
250	GOM_NL__2PRFIN20021211_112415_000000512012_00023_04085_0561.N1	11-DEC-2002 11:24:15	Straylight	50.500	30	46Eps Ori	1.6940	30000.	101	4085	No
251	GOM_NL__2PRFIN20021211_112642_000000482012_00023_04085_0562.N1	11-DEC-2002 11:26:42	Twilight	48.000	27	24Gam Ori	1.6360	26000.	96	4085	No
252	GOM_NL__2PRFIN20021211_112918_000000482012_00023_04085_0563.N1	11-DEC-2002 11:29:18	Twilight	47.500	13	87Alp Tau	0.86700	3800.0	95	4085	No
253	GOM_NL__2PRFIN20021211_113332_000000372012_00023_04085_0564.N1	11-DEC-2002 11:33:32	Bright	37.000	150	44Zet Per	2.8900	28000.	74	4085	No
254	GOM_NL__2PRFIN20021211_113552_000000352012_00023_04085_0565.N1	11-DEC-2002 11:35:52	Bright	35.000	149	45Eps Per	2.8880	30000.	70	4085	No
255	GOM_NL__2PRFIN20021211_113723_000000402012_00023_04085_0566.N1	11-DEC-2002 11:37:23	Bright	39.500	73	57Gam1And	2.2600	13100.	79	4085	No
256	GOM_NL__2PRFIN20021211_113940_000000372012_00023_04085_0567.N1	11-DEC-2002 11:39:40	Bright	36.500	160	23Gam Per	2.9300	4700.0	73	4085	No
257	GOM_NL__2PRFIN20021211_114236_000000362012_00023_04085_0568.N1	11-DEC-2002 11:42:36	Bright	35.500	110	37Del Cas	2.6780	8900.0	71	4085	No
258	GOM_NL__2PRFIN20021211_114436_000000892012_00023_04085_0569.N1	11-DEC-2002 11:44:36	Bright	88.500	24	66Alp Gem	1.5800	10200.	177	4085	No
259	GOM_NL__2PRFIN20021211_114943_000000342012_00023_04085_0570.N1	11-DEC-2002 11:49:43	Bright	33.500	49	1Alp UMi	1.9900	6300.0	67	4085	No
260	GOM_NL__2PRFIN20021211_115426_000000382012_00023_04085_0571.N1	11-DEC-2002 11:54:26	Bright	38.000	60	7Bet UMi	2.0810	3950.0	76	4085	No
261	GOM_NL__2PRFIN20021211_115730_000000332012_00023_04085_0572.N1	11-DEC-2002 11:57:30	Bright	33.000	119	14Eta Dra	2.7270	4700.0	66	4085	No
262	GOM_NL__2PRFIN20021211_115917_000000402012_00023_04085_0573.N1	11-DEC-2002 11:59:17	Bright	40.000	32	77Eps UMa	1.7630	11000.	80	4085	No
263	GOM_NL__2PRFIN20021211_120141_000000402012_00023_04085_0574.N1	11-DEC-2002 12:01:41	Bright	39.500	39	85Eta UMa	1.8540	24000.	79	4085	No
264	GOM_NL__2PRFIN20021211_120452_000000362012_00023_04085_0575.N1	11-DEC-2002 12:04:52	Bright	36.000	180	27Gam Boo	3.0400	8000.0	72	4085	No
265	GOM_NL__2PRFIN20021211_120800_000000372012_00023_04085_0576.N1	11-DEC-2002 12:08:00	Bright	37.000	83		2.3780	11000.	74	4085	No
266	GOM_NL__2PRFIN20021211_121111_000000402012_00023_04085_0577.N1	11-DEC-2002 12:11:11	Bright	39.500	111	8Eta Boo	2.6800	6000.0	79	4085	No
267	GOM_NL__2PRFIN20021211_121448_000000482012_00023_04085_0578.N1	11-DEC-2002 12:14:48	Bright	48.000	138	47Eps Vir	2.8280	4700.0	96	4085	No
268	GOM_NL__2PRFIN20021211_121701_000000822012_00023_04085_0579.N1	11-DEC-2002 12:17:01	Twilight	81.500	62	94Bet Leo	2.1360	9700.0	163	4085	No
269	GOM_NL__2PRFIN20021211_122042_000000502012_00023_04085_0580.N1	11-DEC-2002 12:20:42	Twilight	50.000	15	67Alp Vir	0.97600	28000.	100	4085	No
270	GOM_NL__2PRFIN20021211_122411_000000452012_00023_04085_0581.N1	11-DEC-2002 12:24:11	Twilight	44.500	169	46Gam Hya	2.9910	4700.0	89	4085	No
271	GOM_NL__2PRFIN20021211_122610_000000452012_00023_04085_0582.N1	11-DEC-2002 12:26:10	Twilight	44.500	54	5The Cen	2.0550	4500.0	89	4085	No
272	GOM_NL__2PRFIN20021211_122731_000000412012_00023_04085_0583.N1	11-DEC-2002 12:27:31	Dark	40.500	123	1ot Cen	2.7500	10200.	81	4085	No
273	GOM_NL__2PRFIN20021211_122913_000000382012_00023_04085_0584.N1	11-DEC-2002 12:29:13	Dark	37.500	95	Zet Cen	2.5450	26000.	75	4085	No
274	GOM_NL__2PRFIN20021211_123105_000000372012_00023_04085_0585.N1	11-DEC-2002 12:31:05	Dark	37.000	77	Eps Cen	2.3030	28000.	74	4085	No
275	GOM_NL__2PRFIN20021211_123226_000000382012_00023_04085_0586.N1	11-DEC-2002 12:32:26	Dark	38.000	10	Bet Cen	0.61000	28000.	76	4085	No
276	GOM_NL__2PRFIN20021211_123340_000000432012_00024_04086_0425.N1	11-DEC-2002 12:33:40	Dark	42.500	20	Bet Cru	1.2530	30000.	85	4086	No
277	GOM_NL__2PRFIN20021211_123451_000000412012_00024_04086_0426.N1	11-DEC-2002 12:34:51	Dark	41.000	12	Alp1Cru	0.77500	30000.	82	4086	No
278	GOM_NL__2PRFIN20021211_123647_000000462012_00024_04086_0427.N1	11-DEC-2002 12:36:47	Dark	45.500	113	Mu Vel	2.6920	5000.0	91	4086	No



279	GOM_NL__2PRFIN20021211_124029_000000462012_00024_04086_0428.N1	11-DEC-2002 12:40:29	Dark	46.000	29	Bet Car	1.6720	10200.	92	4086	No
280	GOM_NL__2PRFIN20021211_124251_000000522012_00024_04086_0429.N1	11-DEC-2002 12:42:51	Dark	51.500	41	Eps Car	1.8600	4100.0	103	4086	No
281	GOM_NL__2PRFIN20021211_124524_000000482012_00024_04086_0430.N1	11-DEC-2002 12:45:24	Dark	47.500	34	Gam2Vel	1.7930	23000.	95	4086	No
282	GOM_NL__2PRFIN20021211_124754_000000562012_00024_04086_0431.N1	11-DEC-2002 12:47:54	Dark	56.000	2	Alp Car	-0.73600	7000.0	112	4086	No
283	GOM_NL__2PRFIN20021211_125025_000000562012_00024_04086_0432.N1	11-DEC-2002 12:50:25	Dark	56.000	117	Pi Pup	2.7060	3800.0	112	4086	No
284	GOM_NL__2PRFIN20021211_125351_000000612012_00024_04086_0433.N1	11-DEC-2002 12:53:51	Straylight	60.500	23	21Eps CMa	1.5020	26000.	121	4086	No
285	GOM_NL__2PRFIN20021211_125545_000000592012_00024_04086_0434.N1	11-DEC-2002 12:55:45	Straylight	59.000	179	24Omi2CMa	3.0320	24000.	118	4086	No
286	GOM_NL__2PRFIN20021211_125905_000000712012_00024_04086_0435.N1	11-DEC-2002 12:59:05	Straylight	70.500	1	9Alp CMa	-1.4400	11000.	141	4086	No
287	GOM_NL__2PRFIN20021211_130225_000000572012_00024_04086_0436.N1	11-DEC-2002 13:02:25	Straylight	57.000	7	19Bet Ori	0.10000	14000.	114	4086	No
288	GOM_NL__2PRFIN20021211_130451_000000522012_00024_04086_0437.N1	11-DEC-2002 13:04:51	Straylight	52.000	30	46Eps Ori	1.6940	30000.	104	4086	No
289	GOM_NL__2PRFIN20021211_130718_000000522012_00024_04086_0438.N1	11-DEC-2002 13:07:18	Tw_i_and_stray	51.500	27	24Gam Ori	1.6360	26000.	103	4086	No
290	GOM_NL__2PRFIN20021211_130955_000000492012_00024_04086_0439.N1	11-DEC-2002 13:09:55	Tw_i_and_stray	49.000	13	87Alp Tau	0.86700	3800.0	98	4086	No
291	GOM_NL__2PRFIN20021211_131409_000000382012_00024_04086_0440.N1	11-DEC-2002 13:14:09	Bright	38.000	150	44Zet Per	2.8900	28000.	76	4086	No
292	GOM_NL__2PRFIN20021211_131628_000000372012_00024_04086_0441.N1	11-DEC-2002 13:16:28	Bright	37.000	149	45Eps Per	2.8880	30000.	74	4086	No
293	GOM_NL__2PRFIN20021211_131800_000000382012_00024_04086_0442.N1	11-DEC-2002 13:18:00	Bright	38.000	73	57Gam1And	2.2600	13100.	76	4086	No
294	GOM_NL__2PRFIN20021211_132016_000000352012_00024_04086_0443.N1	11-DEC-2002 13:20:16	Bright	35.000	160	23Gam Per	2.9300	4700.0	70	4086	No
295	GOM_NL__2PRFIN20021211_132313_000000352012_00024_04086_0444.N1	11-DEC-2002 13:23:13	Bright	35.000	110	37Del Cas	2.6780	8900.0	70	4086	No
296	GOM_NL__2PRFIN20021211_132510_000000922012_00024_04086_0445.N1	11-DEC-2002 13:25:10	Bright	92.000	24	66Alp Gem	1.5800	10200.	184	4086	No
297	GOM_NL__2PRFIN20021211_133019_000000352012_00024_04086_0446.N1	11-DEC-2002 13:30:19	Bright	34.500	49	1Alp UMi	1.9900	6300.0	69	4086	No
298	GOM_NL__2PRFIN20021211_133503_000000342012_00024_04086_0447.N1	11-DEC-2002 13:35:03	Bright	34.000	60	7Bet UMi	2.0810	3950.0	68	4086	No
299	GOM_NL__2PRFIN20021211_133807_000000372012_00024_04086_0448.N1	11-DEC-2002 13:38:07	Bright	36.500	119	14Eta Dra	2.7270	4700.0	73	4086	No
300	GOM_NL__2PRFIN20021211_133953_000000432012_00024_04086_0449.N1	11-DEC-2002 13:39:53	Bright	42.500	32	77Eps UMa	1.7630	11000.	85	4086	No
301	GOM_NL__2PRFIN20021211_134217_000000392012_00024_04086_0450.N1	11-DEC-2002 13:42:17	Bright	39.000	39	85Eta UMa	1.8540	24000.	78	4086	No
302	GOM_NL__2PRFIN20021211_134529_000000372012_00024_04086_0451.N1	11-DEC-2002 13:45:29	Bright	36.500	180	27Gam Boo	3.0400	8000.0	73	4086	No
303	GOM_NL__2PRFIN20021211_134836_000000352012_00024_04086_0452.N1	11-DEC-2002 13:48:36	Bright	35.000	83		2.3780	11000.	70	4086	No
304	GOM_NL__2PRFIN20021211_135148_000000402012_00024_04086_0453.N1	11-DEC-2002 13:51:48	Bright	39.500	111	8Eta Boo	2.6800	6000.0	79	4086	No
305	GOM_NL__2PRFIN20021211_135524_000000672012_00024_04086_0454.N1	11-DEC-2002 13:55:24	Bright	67.000	138	47Eps Vir	2.8280	4700.0	134	4086	No
306	GOM_NL__2PRFIN20021211_135739_000000832012_00024_04086_0455.N1	11-DEC-2002 13:57:39	Tw_i_and_stray	83.000	62	94Bet Leo	2.1360	9700.0	166	4086	No
307	GOM_NL__2PRFIN20021211_140119_000000522012_00024_04086_0456.N1	11-DEC-2002 14:01:19	Tw_i_and_stray	51.500	15	67Alp Vir	0.97600	28000.	103	4086	No
308	GOM_NL__2PRFIN20021211_140447_000000492012_00024_04086_0457.N1	11-DEC-2002 14:04:47	Twilight	48.500	169	46Gam Hya	2.9910	4700.0	97	4086	No
309	GOM_NL__2PRFIN20021211_140647_000000442012_00024_04086_0458.N1	11-DEC-2002 14:06:47	Twilight	44.000	54	5The Cen	2.0550	4500.0	88	4086	No
310	GOM_NL__2PRFIN20021211_140807_000000412012_00024_04086_0459.N1	11-DEC-2002 14:08:07	Dark	41.000	123	1ot Cen	2.7500	10200.	82	4086	No
311	GOM_NL__2PRFIN20021211_140950_000000382012_00024_04086_0460.N1	11-DEC-2002 14:09:50	Dark	38.000	95	Zet Cen	2.5450	26000.	76	4086	No
312	GOM_NL__2PRFIN20021211_141141_000000392012_00024_04086_0461.N1	11-DEC-2002 14:11:41	Dark	39.000	77	Eps Cen	2.3030	28000.	78	4086	No
313	GOM_NL__2PRFIN20021211_141302_000000462012_00024_04086_0462.N1	11-DEC-2002 14:13:02	Dark	46.000	10	Bet Cen	0.61000	28000.	92	4086	No
314	GOM_NL__2PRFIN20021211_141417_000000392012_00025_04087_0425.N1	11-DEC-2002 14:14:17	Dark	38.500	20	Bet Cru	1.2530	30000.	77	4087	No
315	GOM_NL__2PRFIN20021211_141528_000000412012_00025_04087_0426.N1	11-DEC-2002 14:15:28	Dark	41.000	12	Alp1Cru	0.77500	30000.	82	4087	No
316	GOM_NL__2PRFIN20021211_141724_000000452012_00025_04087_0427.N1	11-DEC-2002 14:17:24	Dark	45.000	113	Mu Vel	2.6920	5000.0	90	4087	No
317	GOM_NL__2PRFIN20021211_142106_000000382012_00025_04087_0428.N1	11-DEC-2002 14:21:06	Dark	38.000	29	Bet Car	1.6720	10200.	76	4087	No
318	GOM_NL__2PRFIN20021211_142327_000000472012_00025_04087_0429.N1	11-DEC-2002 14:23:27	Dark	47.000	41	Eps Car	1.8600	4100.0	94	4087	No
319	GOM_NL__2PRFIN20021211_142601_000000472012_00025_04087_0430.N1	11-DEC-2002 14:26:01	Dark	46.500	34	Gam2Vel	1.7930	23000.	93	4087	No
320	GOM_NL__2PRFIN20021211_142831_000000522012_00025_04087_0431.N1	11-DEC-2002 14:28:31	Dark	52.000	2	Alp Car	-0.73600	7000.0	104	4087	No
321	GOM_NL__2PRFIN20021211_143102_000000632012_00025_04087_0432.N1	11-DEC-2002 14:31:02	Dark	63.000	117	Pi Pup	2.7060	3800.0	126	4087	No
322	GOM_NL__2PRFIN20021211_143427_000000562012_00025_04087_0433.N1	11-DEC-2002 14:34:27	Straylight	56.000	23	21Eps CMa	1.5020	26000.	112	4087	No
323	GOM_NL__2PRFIN20021211_143621_000000592012_00025_04087_0434.N1	11-DEC-2002 14:36:21	Straylight	58.500	179	24Omi2CMa	3.0320	24000.	117	4087	No
324	GOM_NL__2PRFIN20021211_143941_000000672012_00025_04087_0435.N1	11-DEC-2002 14:39:41	Straylight	66.500	1	9Alp CMa	-1.4400	11000.	133	4087	No
325	GOM_NL__2PRFIN20021211_144302_000000562012_00025_04087_0436.N1	11-DEC-2002 14:43:02	Straylight	55.500	7	19Bet Ori	0.10000	14000.	111	4087	No
326	GOM_NL__2PRFIN20021211_144528_000000562012_00025_04087_0437.N1	11-DEC-2002 14:45:28	Straylight	55.500	30	46Eps Ori	1.6940	30000.	111	4087	No
327	GOM_NL__2PRFIN20021211_144754_000000502012_00025_04087_0438.N1	11-DEC-2002 14:47:54	Tw_i_and_stray	49.500	27	24Gam Ori	1.6360	26000.	99	4087	No
328	GOM_NL__2PRFIN20021211_145031_000000522012_00025_04087_0439.N1	11-DEC-2002 14:50:31	Tw_i_and_stray	52.000	13	87Alp Tau	0.86700	3800.0	104	4087	No
329	GOM_NL__2PRFIN20021211_145445_000000382012_00025_04087_0440.N1	11-DEC-2002 14:54:45	Bright	37.500	150	44Zet Per	2.8900	28000.	75	4087	No
330	GOM_NL__2PRFIN20021211_145703_000000382012_00025_04087_0441.N1	11-DEC-2002 14:57:03	Bright	38.000	149	45Eps Per	2.8880	30000.	76	4087	No
331	GOM_NL__2PRFIN20021211_145835_000000392012_00025_04087_0442.N1	11-DEC-2002 14:58:35	Bright	38.500	73	57Gam1And	2.2600	13100.	77	4087	No
332	GOM_NL__2PRFIN20021211_150050_000000382012_00025_04087_0443.N1	11-DEC-2002 15:00:50	Bright	37.500	160	23Gam Per	2.9300	4700.0	75	4087	No
333	GOM_NL__2PRFIN20021211_150348_000000372012_00025_04087_0444.N1	11-DEC-2002 15:03:48	Bright	36.500	110	37Del Cas	2.6780	8900.0	73	4087	No
334	GOM_NL__2PRFIN20021211_150543_000000932012_00025_04087_0445.N1	11-DEC-2002 15:05:43	Bright	92.500	24	66Alp Gem	1.5800	10200.	185	4087	No
335	GOM_NL__2PRFIN20021211_151053_000000382012_00025_04087_0446.N1	11-DEC-2002 15:10:53	Bright	37.500	49	1Alp UMi	1.9900	6300.0	75	4087	No
336	GOM_NL__2PRFIN20021211_151537_000000522012_00025_04087_0447.N1	11-DEC-2002 15:15:37	Bright	52.000	60	7Bet UMi	2.0810	3950.0	104	4087	No
337	GOM_NL__2PRFIN20021211_151841_000000372012_00025_04087_0448.N1	11-DEC-2002 15:18:41	Bright	37.000	119	14Eta Dra	2.7270	4700.0	74	4087	No

338	GOM_NL__2PRFIN20021211_152027_000000422012_00025_04087_0449.N1	11-DEC-2002 15:20:27	Bright	41.500	32	77Eps UMa	1.7630	11000.	83	4087	No
339	GOM_NL__2PRFIN20021211_152249_000000412012_00025_04087_0450.N1	11-DEC-2002 15:22:49	Bright	41.000	39	85Eta UMa	1.8540	24000.	82	4087	No
340	GOM_NL__2PRFIN20021211_152603_000000382012_00025_04087_0451.N1	11-DEC-2002 15:26:03	Bright	38.000	180	27Gam Boo	3.0400	8000.0	76	4087	No
341	GOM_NL__2PRFIN20021211_152911_000000392012_00025_04087_0452.N1	11-DEC-2002 15:29:11	Bright	38.500	83		2.3780	11000.	77	4087	No
342	GOM_NL__2PRFIN20021211_153220_000000572012_00025_04087_0453.N1	11-DEC-2002 15:32:20	Bright	57.000	111	8Eta Boo	2.6800	6000.0	114	4087	No
343	GOM_NL__2PRFIN20021211_153559_000000672012_00025_04087_0454.N1	11-DEC-2002 15:35:59	Bright	67.000	138	47Eps Vir	2.8280	4700.0	134	4087	No
344	GOM_NL__2PRFIN20021211_153815_000000822012_00025_04087_0455.N1	11-DEC-2002 15:38:15	Twilight	82.000	62	94Bet Leo	2.1360	9700.0	164	4087	No
345	GOM_NL__2PRFIN20021211_154152_000000572012_00025_04087_0456.N1	11-DEC-2002 15:41:52	Twilight	56.500	15	67Alp Vir	0.97600	28000.	113	4087	No
346	GOM_NL__2PRFIN20021211_154520_000000492012_00025_04087_0457.N1	11-DEC-2002 15:45:20	Twilight	48.500	169	46Gam Hya	2.9910	4700.0	97	4087	No
347	GOM_NL__2PRFIN20021211_154722_000000482012_00025_04087_0458.N1	11-DEC-2002 15:47:22	Twilight	48.000	54	5The Cen	2.0550	4500.0	96	4087	No
348	GOM_NL__2PRFIN20021211_154843_000000432012_00025_04087_0459.N1	11-DEC-2002 15:48:43	Dark	42.500	123	1ot Cen	2.7500	10200.	85	4087	No
349	GOM_NL__2PRFIN20021211_155025_000000392012_00025_04087_0460.N1	11-DEC-2002 15:50:25	Dark	39.000	95	Zet Cen	2.5450	26000.	78	4087	No
350	GOM_NL__2PRFIN20021211_155217_000000392012_00025_04087_0461.N1	11-DEC-2002 15:52:17	Dark	38.500	77	Eps Cen	2.3030	28000.	77	4087	No
351	GOM_NL__2PRFIN20021211_155337_000000482012_00025_04087_0462.N1	11-DEC-2002 15:53:37	Dark	47.500	10	Bet Cen	0.61000	28000.	95	4087	No
352	GOM_NL__2PRFIN20021211_155451_000000432012_00026_04088_0189.N1	11-DEC-2002 15:54:51	Dark	43.000	20	Bet Cru	1.2530	30000.	86	4088	No
353	GOM_NL__2PRFIN20021211_155603_000000502012_00026_04088_0190.N1	11-DEC-2002 15:56:03	Dark	50.000	12	Alp1Cru	0.77500	30000.	100	4088	No
354	GOM_NL__2PRFIN20021211_155800_000000472012_00026_04088_0191.N1	11-DEC-2002 15:58:00	Dark	47.000	113	Mu Vel	2.6920	5000.0	94	4088	No
355	GOM_NL__2PRFIN20021211_160140_000000422012_00026_04088_0192.N1	11-DEC-2002 16:01:40	Dark	42.000	29	Bet Car	1.6720	10200.	84	4088	No
356	GOM_NL__2PRFIN20021211_160402_000000572012_00026_04088_0193.N1	11-DEC-2002 16:04:02	Dark	57.000	41	Eps Car	1.8600	4100.0	114	4088	No
357	GOM_NL__2PRFIN20021211_160636_000000522012_00026_04088_0194.N1	11-DEC-2002 16:06:36	Dark	52.000	34	Gam2Vel	1.7930	23000.	104	4088	No
358	GOM_NL__2PRFIN20021211_160905_000000492012_00026_04088_0195.N1	11-DEC-2002 16:09:05	Dark	49.000	2	Alp Car	-0.73600	7000.0	98	4088	No
359	GOM_NL__2PRFIN20021211_161136_000000602012_00026_04088_0196.N1	11-DEC-2002 16:11:36	Dark	59.500	117	Pi Pup	2.7060	3800.0	119	4088	No
360	GOM_NL__2PRFIN20021211_161502_000000572012_00026_04088_0197.N1	11-DEC-2002 16:15:02	Straylight	56.500	23	21Eps CMa	1.5020	26000.	113	4088	No
361	GOM_NL__2PRFIN20021211_161656_000000622012_00026_04088_0198.N1	11-DEC-2002 16:16:56	Straylight	61.500	179	24Omi2CMa	3.0320	24000.	123	4088	No
362	GOM_NL__2PRFIN20021211_162016_000000722012_00026_04088_0199.N1	11-DEC-2002 16:20:16	Straylight	72.000	1	9Alp CMa	-1.4400	11000.	144	4088	No
363	GOM_NL__2PRFIN20021211_162336_000000522012_00026_04088_0200.N1	11-DEC-2002 16:23:36	Straylight	51.500	7	19Bet Ori	0.10000	14000.	103	4088	No
364	GOM_NL__2PRFIN20021211_162602_000000582012_00026_04088_0201.N1	11-DEC-2002 16:26:02	Straylight	57.500	30	46Eps Ori	1.6940	30000.	115	4088	No
365	GOM_NL__2PRFIN20021211_162828_000000522012_00026_04088_0202.N1	11-DEC-2002 16:28:28	Twilight	51.500	27	24Gam Ori	1.6360	26000.	103	4088	No
366	GOM_NL__2PRFIN20021211_163105_000000502012_00026_04088_0203.N1	11-DEC-2002 16:31:05	Twilight	50.000	13	87Alp Tau	0.86700	3800.0	100	4088	No
367	GOM_NL__2PRFIN20021211_163519_000000382012_00026_04088_0204.N1	11-DEC-2002 16:35:19	Bright	37.500	150	44Zet Per	2.8900	28000.	75	4088	No
368	GOM_NL__2PRFIN20021211_163738_000000392012_00026_04088_0205.N1	11-DEC-2002 16:37:38	Bright	38.500	149	45Eps Per	2.8880	30000.	77	4088	No
369	GOM_NL__2PRFIN20021211_163911_000000382012_00026_04088_0206.N1	11-DEC-2002 16:39:11	Bright	38.000	73	57Gam1And	2.2600	13100.	76	4088	No
370	GOM_NL__2PRFIN20021211_164127_000000372012_00026_04088_0207.N1	11-DEC-2002 16:41:27	Bright	37.000	160	23Gam Per	2.9300	4700.0	74	4088	No
371	GOM_NL__2PRFIN20021211_164425_000000362012_00026_04088_0208.N1	11-DEC-2002 16:44:25	Bright	35.500	110	37Del Cas	2.6780	8900.0	71	4088	No
372	GOM_NL__2PRFIN20021211_164616_000000942012_00026_04088_0209.N1	11-DEC-2002 16:46:16	Bright	93.500	24	66Alp Gem	1.5800	10200.	187	4088	No
373	GOM_NL__2PRFIN20021211_165129_000000382012_00026_04088_0210.N1	11-DEC-2002 16:51:29	Bright	38.000	49	1Alp UMi	1.9900	6300.0	76	4088	No
374	GOM_NL__2PRFIN20021211_165613_000000402012_00026_04088_0211.N1	11-DEC-2002 16:56:13	Bright	39.500	60	7Bet UMi	2.0810	3950.0	79	4088	No
375	GOM_NL__2PRFIN20021211_165918_000000382012_00026_04088_0212.N1	11-DEC-2002 16:59:18	Bright	37.500	119	14Eta Dra	2.7270	4700.0	75	4088	No
376	GOM_NL__2PRFIN20021211_170102_000000452012_00026_04088_0213.N1	11-DEC-2002 17:01:02	Bright	44.500	32	77Eps UMa	1.7630	11000.	89	4088	No
377	GOM_NL__2PRFIN20021211_170328_000000422012_00026_04088_0214.N1	11-DEC-2002 17:03:28	Bright	41.500	39	85Eta UMa	1.8540	24000.	83	4088	No
378	GOM_NL__2PRFIN20021211_170638_000000402012_00026_04088_0215.N1	11-DEC-2002 17:06:38	Bright	39.500	180	27Gam Boo	3.0400	8000.0	79	4088	No
379	GOM_NL__2PRFIN20021211_170947_000000372012_00026_04088_0216.N1	11-DEC-2002 17:09:47	Bright	37.000	83		2.3780	11000.	74	4088	No
380	GOM_NL__2PRFIN20021211_171258_000000412012_00026_04088_0217.N1	11-DEC-2002 17:12:58	Bright	41.000	111	8Eta Boo	2.6800	6000.0	82	4088	No
381	GOM_NL__2PRFIN20021211_171635_000000512012_00026_04088_0218.N1	11-DEC-2002 17:16:35	Bright	51.000	138	47Eps Vir	2.8280	4700.0	102	4088	No
382	GOM_NL__2PRFIN20021211_171853_000000822012_00026_04088_0219.N1	11-DEC-2002 17:18:53	Twilight	81.500	62	94Bet Leo	2.1360	9700.0	163	4088	No
383	GOM_NL__2PRFIN20021211_172230_000000502012_00026_04088_0220.N1	11-DEC-2002 17:22:30	Twilight	50.000	15	67Alp Vir	0.97600	28000.	100	4088	No
384	GOM_NL__2PRFIN20021211_172558_000000472012_00026_04088_0221.N1	11-DEC-2002 17:25:58	Twilight	47.000	169	46Gam Hya	2.9910	4700.0	94	4088	No
385	GOM_NL__2PRFIN20021211_172758_000000432012_00026_04088_0222.N1	11-DEC-2002 17:27:58	Twilight	42.500	54	5The Cen	2.0550	4500.0	85	4088	No
386	GOM_NL__2PRFIN20021211_172919_000000422012_00026_04088_0223.N1	11-DEC-2002 17:29:19	Dark	42.000	123	1ot Cen	2.7500	10200.	84	4088	No
387	GOM_NL__2PRFIN20021211_173102_000000382012_00026_04088_0224.N1	11-DEC-2002 17:31:02	Dark	38.000	95	Zet Cen	2.5450	26000.	76	4088	No
388	GOM_NL__2PRFIN20021211_173253_000000402012_00026_04088_0225.N1	11-DEC-2002 17:32:53	Dark	40.000	77	Eps Cen	2.3030	28000.	80	4088	No
389	GOM_NL__2PRFIN20021211_173414_000000442012_00026_04088_0226.N1	11-DEC-2002 17:34:14	Dark	44.000	10	Bet Cen	0.61000	28000.	88	4088	No
390	GOM_NL__2PRFIN20021211_173527_000000402012_00027_04089_0445.N1	11-DEC-2002 17:35:27	Dark	40.000	20	Bet Cru	1.2530	30000.	80	4089	No
391	GOM_NL__2PRFIN20021211_173639_000000422012_00027_04089_0446.N1	11-DEC-2002 17:36:39	Dark	42.000	12	Alp1Cru	0.77500	30000.	84	4089	No
392	GOM_NL__2PRFIN20021211_173836_000000472012_00027_04089_0447.N1	11-DEC-2002 17:38:36	Dark	47.000	113	Mu Vel	2.6920	5000.0	94	4089	No
393	GOM_NL__2PRFIN20021211_174216_000000422012_00027_04089_0448.N1	11-DEC-2002 17:42:16	Dark	42.000	29	Bet Car	1.6720	10200.	84	4089	No
394	GOM_NL__2PRFIN20021211_174438_000000482012_00027_04089_0449.N1	11-DEC-2002 17:44:38	Dark	48.000	41	Eps Car	1.8600	4100.0	96	4089	No
395	GOM_NL__2PRFIN20021211_174713_000000572012_00027_04089_0450.N1	11-DEC-2002 17:47:13	Dark	56.500	34	Gam2Vel	1.7930	23000.	113	4089	No
396	GOM_NL__2PRFIN20021211_174942_000000472012_00027_04089_0451.N1	11-DEC-2002 17:49:42	Dark	47.000	2	Alp Car	-0.73600	7000.0	94	4089	No

397	GOM_NL__2PRFIN20021211_175213_000000592012_00027_04089_0452.N1	11-DEC-2002 17:52:13	Dark	59.000	117	Pi Pup	2.7060	3800.0	118	4089	No
398	GOM_NL__2PRFIN20021211_175539_000000592012_00027_04089_0453.N1	11-DEC-2002 17:55:39	Straylight	58.500	23	21Eps CMa	1.5020	26000.	117	4089	No
399	GOM_NL__2PRFIN20021211_175733_000000612012_00027_04089_0454.N1	11-DEC-2002 17:57:33	Straylight	60.500	179	24Omi2CMa	3.0320	24000.	121	4089	No
400	GOM_NL__2PRFIN20021211_180052_000000812012_00027_04089_0455.N1	11-DEC-2002 18:00:52	Straylight	81.000	1	9Alp CMa	-1.4400	11000.	162	4089	No
401	GOM_NL__2PRFIN20021211_180412_000000512012_00027_04089_0456.N1	11-DEC-2002 18:04:12	Straylight	51.000	7	19Bet Ori	0.10000	14000.	102	4089	No
402	GOM_NL__2PRFIN20021211_180637_000000572012_00027_04089_0457.N1	11-DEC-2002 18:06:37	Straylight	56.500	30	46Eps Ori	1.6940	30000.	113	4089	No
403	GOM_NL__2PRFIN20021211_180904_000000552012_00027_04089_0458.N1	11-DEC-2002 18:09:04	Tw_i_and_stray	54.500	27	24Gam Ori	1.6360	26000.	109	4089	No
404	GOM_NL__2PRFIN20021211_181140_000000552012_00027_04089_0459.N1	11-DEC-2002 18:11:40	Tw_i_and_stray	55.000	13	87Alp Tau	0.86700	3800.0	110	4089	No
405	GOM_NL__2PRFIN20021211_181555_000000382012_00027_04089_0460.N1	11-DEC-2002 18:15:55	Bright	38.000	150	44Zet Per	2.8900	28000.	76	4089	No
406	GOM_NL__2PRFIN20021211_181814_000000392012_00027_04089_0461.N1	11-DEC-2002 18:18:14	Bright	38.500	149	45Eps Per	2.8880	30000.	77	4089	No
407	GOM_NL__2PRFIN20021211_181947_000000402012_00027_04089_0462.N1	11-DEC-2002 18:19:47	Bright	40.000	73	57Gam1And	2.2600	13100.	80	4089	No
408	GOM_NL__2PRFIN20021211_182203_000000392012_00027_04089_0463.N1	11-DEC-2002 18:22:03	Bright	38.500	160	23Gam Per	2.9300	4700.0	77	4089	No
409	GOM_NL__2PRFIN20021211_182501_000000362012_00027_04089_0464.N1	11-DEC-2002 18:25:01	Bright	35.500	110	37Del Cas	2.6780	8900.0	71	4089	No
410	GOM_NL__2PRFIN20021211_182650_000000932012_00027_04089_0465.N1	11-DEC-2002 18:26:50	Bright	93.000	24	66Alp Gem	1.5800	10200.	186	4089	No
411	GOM_NL__2PRFIN20021211_183206_000000392012_00027_04089_0466.N1	11-DEC-2002 18:32:06	Bright	38.500	49	1Alp UMi	1.9900	6300.0	77	4089	No
412	GOM_NL__2PRFIN20021211_183649_000000392012_00027_04089_0467.N1	11-DEC-2002 18:36:49	Bright	38.500	60	7Bet UMi	2.0810	3950.0	77	4089	No
413	GOM_NL__2PRFIN20021211_183953_000000392012_00027_04089_0468.N1	11-DEC-2002 18:39:53	Bright	38.500	119	14Eta Dra	2.7270	4700.0	77	4089	No
414	GOM_NL__2PRFIN20021211_184138_000000452012_00027_04089_0469.N1	11-DEC-2002 18:41:38	Bright	44.500	32	77Eps UMa	1.7630	11000.	89	4089	No
415	GOM_NL__2PRFIN20021211_184403_000000562012_00027_04089_0470.N1	11-DEC-2002 18:44:03	Bright	56.000	39	85Eta UMa	1.8540	24000.	112	4089	No
416	GOM_NL__2PRFIN20021211_184715_000000392012_00027_04089_0471.N1	11-DEC-2002 18:47:15	Bright	38.500	180	27Gam Boo	3.0400	8000.0	77	4089	No
417	GOM_NL__2PRFIN20021211_185022_000000382012_00027_04089_0472.N1	11-DEC-2002 18:50:22	Bright	38.000	83		2.3780	11000.	76	4089	No
418	GOM_NL__2PRFIN20021211_185332_000000432012_00027_04089_0473.N1	11-DEC-2002 18:53:32	Bright	42.500	111	8Eta Boo	2.6800	6000.0	85	4089	No
419	GOM_NL__2PRFIN20021211_185713_000000512012_00027_04089_0474.N1	11-DEC-2002 18:57:13	Bright	51.000	138	47Eps Vir	2.8280	4700.0	102	4089	No
420	GOM_NL__2PRFIN20021211_185930_000000842012_00027_04089_0475.N1	11-DEC-2002 18:59:30	Tw_i_and_stray	83.500	62	94Bet Leo	2.1360	9700.0	167	4089	No
421	GOM_NL__2PRFIN20021211_190306_000000552012_00027_04089_0476.N1	11-DEC-2002 19:03:06	Tw_i_and_stray	55.000	15	67Alp Vir	0.97600	28000.	110	4089	No
422	GOM_NL__2PRFIN20021211_190635_000000462012_00027_04089_0477.N1	11-DEC-2002 19:06:35	Twilight	46.000	169	46Gam Hya	2.9910	4700.0	92	4089	No
423	GOM_NL__2PRFIN20021211_190835_000000452012_00027_04089_0478.N1	11-DEC-2002 19:08:35	Twilight	44.500	54	5The Cen	2.0550	4500.0	89	4089	No
424	GOM_NL__2PRFIN20021211_190955_000000422012_00027_04089_0479.N1	11-DEC-2002 19:09:55	Dark	41.500	123	1ot Cen	2.7500	10200.	83	4089	No
425	GOM_NL__2PRFIN20021211_191138_000000422012_00027_04089_0480.N1	11-DEC-2002 19:11:38	Dark	41.500	95	Zet Cen	2.5450	26000.	83	4089	No
426	GOM_NL__2PRFIN20021211_191329_000000402012_00027_04089_0481.N1	11-DEC-2002 19:13:29	Dark	39.500	77	Eps Cen	2.3030	28000.	79	4089	No
427	GOM_NL__2PRFIN20021211_191450_000000452012_00027_04089_0482.N1	11-DEC-2002 19:14:50	Dark	44.500	10	Bet Cen	0.61000	28000.	89	4089	No
428	GOM_NL__2PRFIN20021211_191604_000000422012_00028_04090_0189.N1	11-DEC-2002 19:16:04	Dark	41.500	20	Bet Cru	1.2530	30000.	83	4090	No
429	GOM_NL__2PRFIN20021211_191913_000000472012_00028_04090_0190.N1	11-DEC-2002 19:19:13	Dark	47.000	113	Mu Vel	2.6920	5000.0	94	4090	No
430	GOM_NL__2PRFIN20021211_192253_000000452012_00028_04090_0191.N1	11-DEC-2002 19:22:53	Dark	44.500	29	Bet Car	1.6720	10200.	89	4090	No
431	GOM_NL__2PRFIN20021211_192513_000000492012_00028_04090_0192.N1	11-DEC-2002 19:25:13	Dark	49.000	41	Eps Car	1.8600	4100.0	98	4090	No
432	GOM_NL__2PRFIN20021211_192747_000000572012_00028_04090_0193.N1	11-DEC-2002 19:27:47	Dark	57.000	34	Gam2Vel	1.7930	23000.	114	4090	No
433	GOM_NL__2PRFIN20021211_193018_000000562012_00028_04090_0194.N1	11-DEC-2002 19:30:18	Dark	56.000	2	Alp Car	-0.73600	7000.0	112	4090	No
434	GOM_NL__2PRFIN20021211_193250_000000622012_00028_04090_0195.N1	11-DEC-2002 19:32:50	Dark	61.500	117	Pi Pup	2.7060	3800.0	123	4090	No
435	GOM_NL__2PRFIN20021211_193615_000000622012_00028_04090_0196.N1	11-DEC-2002 19:36:15	Straylight	61.500	23	21Eps CMa	1.5020	26000.	123	4090	No
436	GOM_NL__2PRFIN20021211_193809_000000622012_00028_04090_0197.N1	11-DEC-2002 19:38:09	Straylight	61.500	179	24Omi2CMa	3.0320	24000.	123	4090	No
437	GOM_NL__2PRFIN20021211_194108_000000582012_00028_04090_0198.N1	11-DEC-2002 19:41:08	Straylight	58.000	47	2Bet CMa	1.9760	28000.	116	4090	No
438	GOM_NL__2PRFIN20021211_194419_000000512012_00028_04090_0199.N1	11-DEC-2002 19:44:19	Straylight	51.000	56	53Kap Ori	2.0650	30000.	102	4090	No
439	GOM_NL__2PRFIN20021211_194547_000000452012_00028_04090_0200.N1	11-DEC-2002 19:45:47	Straylight	44.500	128	67Bet Eri	2.7840	9700.0	89	4090	No
440	GOM_NL__2PRFIN20021211_194713_000000562012_00028_04090_0201.N1	11-DEC-2002 19:47:13	Straylight	56.000	30	46Eps Ori	1.6940	30000.	112	4090	No
441	GOM_NL__2PRFIN20021211_194939_000000502012_00028_04090_0202.N1	11-DEC-2002 19:49:39	Tw_i_and_stray	50.000	27	24Gam Ori	1.6360	26000.	100	4090	No
442	GOM_NL__2PRFIN20021211_195216_000000522012_00028_04090_0203.N1	11-DEC-2002 19:52:16	Tw_i_and_stray	52.000	13	87Alp Tau	0.86700	3800.0	104	4090	No
443	GOM_NL__2PRFIN20021211_195454_000000492012_00028_04090_0204.N1	11-DEC-2002 19:54:54	Bright	49.000	176	23Zet Tau	3.0200	22000.	98	4090	No
444	GOM_NL__2PRFIN20021211_195656_000000482012_00028_04090_0205.N1	11-DEC-2002 19:56:56	Bright	47.500	28	12Bet Tau	1.6500	15200.	95	4090	No
445	GOM_NL__2PRFIN20021211_195851_000000382012_00028_04090_0206.N1	11-DEC-2002 19:58:51	Bright	38.000	149	45Eps Per	2.8880	30000.	76	4090	No
446	GOM_NL__2PRFIN20021211_200024_000000372012_00028_04090_0207.N1	11-DEC-2002 20:00:24	Bright	37.000	73	57Gam1And	2.2600	13100.	74	4090	No
447	GOM_NL__2PRFIN20021211_200236_000000392012_00028_04090_0208.N1	11-DEC-2002 20:02:36	Bright	38.500	160	23Gam Per	2.9300	4700.0	77	4090	No
448	GOM_NL__2PRFIN20021211_200538_000000362012_00028_04090_0209.N1	11-DEC-2002 20:05:38	Bright	35.500	110	37Del Cas	2.6780	8900.0	71	4090	No
449	GOM_NL__2PRFIN20021211_201241_000000392012_00028_04090_0210.N1	11-DEC-2002 20:12:41	Bright	38.500	49	1Alp UMi	1.9900	6300.0	77	4090	No
450	GOM_NL__2PRFIN20021211_201725_000000352012_00028_04090_0211.N1	11-DEC-2002 20:17:25	Bright	35.000	60	7Bet UMi	2.0810	3950.0	70	4090	No
451	GOM_NL__2PRFIN20021211_202030_000000372012_00028_04090_0212.N1	11-DEC-2002 20:20:30	Bright	37.000	119	14Eta Dra	2.7270	4700.0	74	4090	No
452	GOM_NL__2PRFIN20021211_202214_000000462012_00028_04090_0213.N1	11-DEC-2002 20:22:14	Bright	46.000	32	77Eps UMa	1.7630	11000.	92	4090	No
453	GOM_NL__2PRFIN20021211_202439_000000422012_00028_04090_0214.N1	11-DEC-2002 20:24:39	Bright	42.000	39	85Eta UMa	1.8540	24000.	84	4090	No
454	GOM_NL__2PRFIN20021211_202749_000000422012_00028_04090_0215.N1	11-DEC-2002 20:27:49	Bright	41.500	180	27Gam Boo	3.0400	8000.0	83	4090	No
455	GOM_NL__2PRFIN20021211_203059_000000382012_00028_04090_0216.N1	11-DEC-2002 20:30:59	Bright	37.500	83		2.3780	11000.	75	4090	No



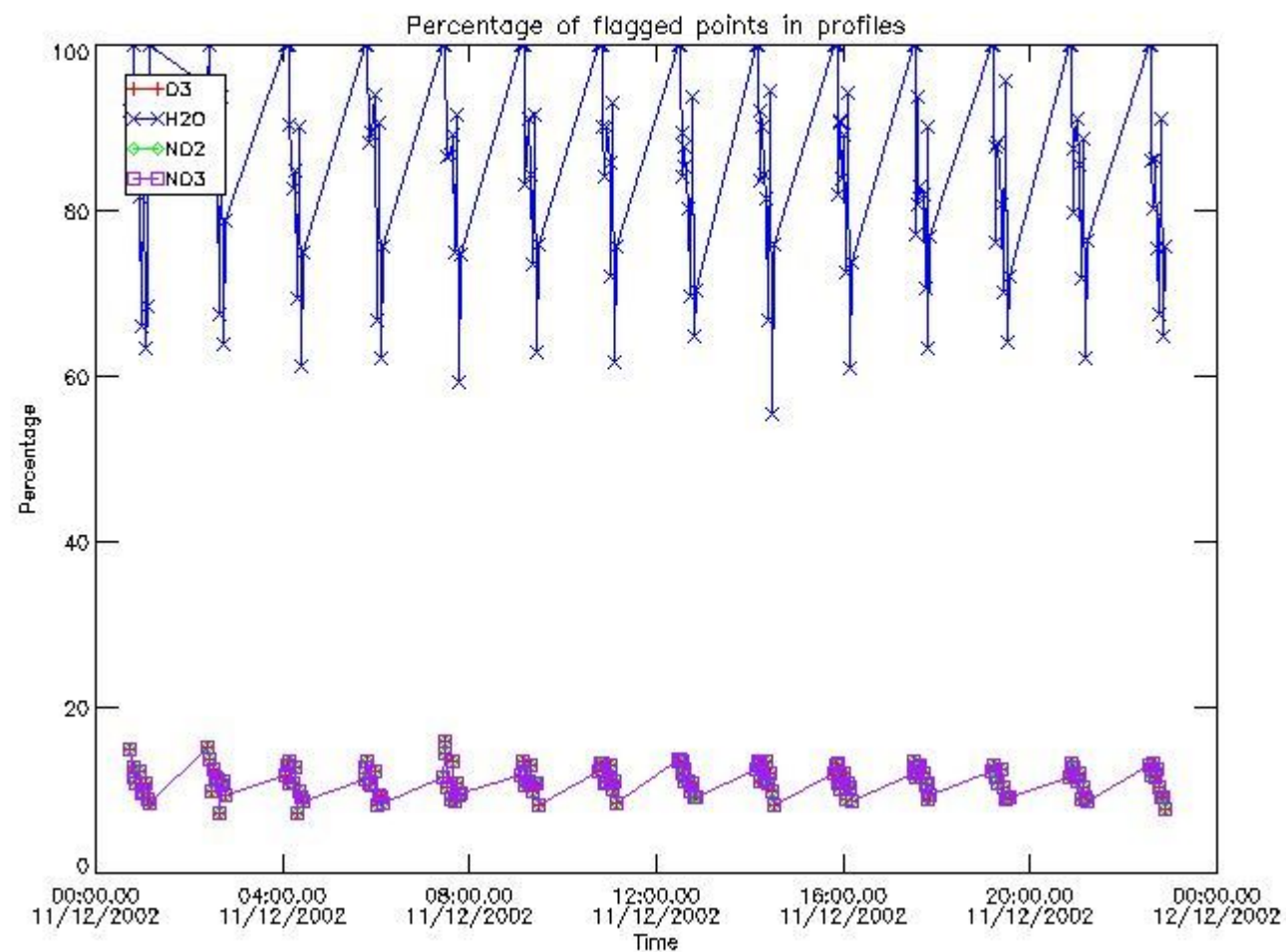
456	GOM_NL__2PRFIN20021211_203410_000000422012_00028_04090_0217.N1	11-DEC-2002 20:34:10	Bright	41.500	111	8Eta Boo	2.6800	6000.0	83	4090	No
457	GOM_NL__2PRFIN20021211_203747_000000522012_00028_04090_0218.N1	11-DEC-2002 20:37:47	Bright	52.000	138	47Eps Vir	2.8280	4700.0	104	4090	No
458	GOM_NL__2PRFIN20021211_204007_000000932012_00028_04090_0219.N1	11-DEC-2002 20:40:07	Twi_and_stray	92.500	62	94Bet Leo	2.1360	9700.0	185	4090	No
459	GOM_NL__2PRFIN20021211_204343_000000512012_00028_04090_0220.N1	11-DEC-2002 20:43:43	Twi_and_stray	50.500	15	67Alp Vir	0.97600	28000.	101	4090	No
460	GOM_NL__2PRFIN20021211_204710_000000502012_00028_04090_0221.N1	11-DEC-2002 20:47:10	Twilight	49.500	169	46Gam Hya	2.9910	4700.0	99	4090	No
461	GOM_NL__2PRFIN20021211_204911_000000432012_00028_04090_0222.N1	11-DEC-2002 20:49:11	Twilight	42.500	54	5The Cen	2.0550	4500.0	85	4090	No
462	GOM_NL__2PRFIN20021211_205031_000000442012_00028_04090_0223.N1	11-DEC-2002 20:50:31	Dark	44.000	123	1ot Cen	2.7500	10200.	88	4090	No
463	GOM_NL__2PRFIN20021211_205214_000000402012_00028_04090_0224.N1	11-DEC-2002 20:52:14	Dark	40.000	95	Zet Cen	2.5450	26000.	80	4090	No
464	GOM_NL__2PRFIN20021211_205405_000000392012_00028_04090_0225.N1	11-DEC-2002 20:54:05	Dark	38.500	77	Eps Cen	2.3030	28000.	77	4090	No
465	GOM_NL__2PRFIN20021211_205526_000000432012_00028_04090_0226.N1	11-DEC-2002 20:55:26	Dark	42.500	10	Bet Cen	0.61000	28000.	85	4090	No
466	GOM_NL__2PRFIN20021211_205640_000000402012_00029_04091_0459.N1	11-DEC-2002 20:56:40	Dark	40.000	20	Bet Cru	1.2530	30000.	80	4091	No
467	GOM_NL__2PRFIN20021211_205950_000000462012_00029_04091_0460.N1	11-DEC-2002 20:59:50	Dark	45.500	113	Mu Vel	2.6920	5000.0	91	4091	No
468	GOM_NL__2PRFIN20021211_210329_000000422012_00029_04091_0461.N1	11-DEC-2002 21:03:29	Dark	42.000	29	Bet Car	1.6720	10200.	84	4091	No
469	GOM_NL__2PRFIN20021211_210549_000000572012_00029_04091_0462.N1	11-DEC-2002 21:05:49	Dark	57.000	41	Eps Car	1.8600	4100.0	114	4091	No
470	GOM_NL__2PRFIN20021211_210826_000000492012_00029_04091_0463.N1	11-DEC-2002 21:08:26	Dark	49.000	34	Gam2Vel	1.7930	23000.	98	4091	No
471	GOM_NL__2PRFIN20021211_211055_000000562012_00029_04091_0464.N1	11-DEC-2002 21:10:55	Dark	56.000	2	Alp Car	-0.73600	7000.0	112	4091	No
472	GOM_NL__2PRFIN20021211_211326_000000602012_00029_04091_0465.N1	11-DEC-2002 21:13:26	Dark	59.500	117	Pi Pup	2.7060	3800.0	119	4091	No
473	GOM_NL__2PRFIN20021211_211651_000000582012_00029_04091_0466.N1	11-DEC-2002 21:16:51	Straylight	57.500	23	21Eps CMa	1.5020	26000.	115	4091	No
474	GOM_NL__2PRFIN20021211_211845_000000592012_00029_04091_0467.N1	11-DEC-2002 21:18:45	Straylight	59.000	179	24Omi2CMa	3.0320	24000.	118	4091	No
475	GOM_NL__2PRFIN20021211_212144_000000592012_00029_04091_0468.N1	11-DEC-2002 21:21:44	Straylight	58.500	47	2Bet CMa	1.9760	28000.	117	4091	No
476	GOM_NL__2PRFIN20021211_212455_000000562012_00029_04091_0469.N1	11-DEC-2002 21:24:55	Straylight	56.000	56	53Kap Ori	2.0650	30000.	112	4091	No
477	GOM_NL__2PRFIN20021211_212624_000000472012_00029_04091_0470.N1	11-DEC-2002 21:26:24	Straylight	47.000	128	67Bet Eri	2.7840	9700.0	94	4091	No
478	GOM_NL__2PRFIN20021211_212748_000000562012_00029_04091_0471.N1	11-DEC-2002 21:27:48	Straylight	55.500	30	46Eps Ori	1.6940	30000.	111	4091	No
479	GOM_NL__2PRFIN20021211_213014_000000542012_00029_04091_0472.N1	11-DEC-2002 21:30:14	Twi_and_stray	53.500	27	24Gam Ori	1.6360	26000.	107	4091	No
480	GOM_NL__2PRFIN20021211_213251_000000532012_00029_04091_0473.N1	11-DEC-2002 21:32:51	Twi_and_stray	52.500	13	87Alp Tau	0.86700	3800.0	105	4091	No
481	GOM_NL__2PRFIN20021211_213530_000000482012_00029_04091_0474.N1	11-DEC-2002 21:35:30	Bright	47.500	176	23Zet Tau	3.0200	22000.	95	4091	No
482	GOM_NL__2PRFIN20021211_213730_000000462012_00029_04091_0475.N1	11-DEC-2002 21:37:30	Bright	46.000	28	12Bet Tau	1.6500	15200.	92	4091	No
483	GOM_NL__2PRFIN20021211_213926_000000382012_00029_04091_0476.N1	11-DEC-2002 21:39:26	Bright	38.000	149	45Eps Per	2.8880	30000.	76	4091	No
484	GOM_NL__2PRFIN20021211_214100_000000382012_00029_04091_0477.N1	11-DEC-2002 21:41:00	Bright	37.500	73	57Gam1And	2.2600	13100.	75	4091	No
485	GOM_NL__2PRFIN20021211_214312_000000402012_00029_04091_0478.N1	11-DEC-2002 21:43:12	Bright	40.000	160	23Gam Per	2.9300	4700.0	80	4091	No
486	GOM_NL__2PRFIN20021211_214614_000000372012_00029_04091_0479.N1	11-DEC-2002 21:46:14	Bright	36.500	110	37Del Cas	2.6780	8900.0	73	4091	No
487	GOM_NL__2PRFIN20021211_215316_000000352012_00029_04091_0480.N1	11-DEC-2002 21:53:16	Bright	35.000	49	1Alp UMi	1.9900	6300.0	70	4091	No
488	GOM_NL__2PRFIN20021211_215801_000000382012_00029_04091_0481.N1	11-DEC-2002 21:58:01	Bright	38.000	60	7Bet UMi	2.0810	3950.0	76	4091	No
489	GOM_NL__2PRFIN20021211_220106_000000382012_00029_04091_0482.N1	11-DEC-2002 22:01:06	Bright	37.500	119	14Eta Dra	2.7270	4700.0	75	4091	No
490	GOM_NL__2PRFIN20021211_220249_000000442012_00029_04091_0483.N1	11-DEC-2002 22:02:49	Bright	44.000	32	77Eps UMa	1.7630	11000.	88	4091	No
491	GOM_NL__2PRFIN20021211_220513_000000452012_00029_04091_0484.N1	11-DEC-2002 22:05:13	Bright	44.500	39	85Eta UMa	1.8540	24000.	89	4091	No
492	GOM_NL__2PRFIN20021211_220827_000000392012_00029_04091_0485.N1	11-DEC-2002 22:08:27	Bright	38.500	180	27Gam Boo	3.0400	8000.0	77	4091	No
493	GOM_NL__2PRFIN20021211_221135_000000392012_00029_04091_0486.N1	11-DEC-2002 22:11:35	Bright	39.000	83		2.3780	11000.	78	4091	No
494	GOM_NL__2PRFIN20021211_221447_000000412012_00029_04091_0487.N1	11-DEC-2002 22:14:47	Bright	41.000	111	8Eta Boo	2.6800	6000.0	82	4091	No
495	GOM_NL__2PRFIN20021211_221825_000000512012_00029_04091_0488.N1	11-DEC-2002 22:18:25	Bright	51.000	138	47Eps Vir	2.8280	4700.0	102	4091	No
496	GOM_NL__2PRFIN20021211_222044_000000882012_00029_04091_0489.N1	11-DEC-2002 22:20:44	Twi_and_stray	88.000	62	94Bet Leo	2.1360	9700.0	176	4091	No
497	GOM_NL__2PRFIN20021211_222419_000000532012_00029_04091_0490.N1	11-DEC-2002 22:24:19	Twi_and_stray	52.500	15	67Alp Vir	0.97600	28000.	105	4091	No
498	GOM_NL__2PRFIN20021211_222746_000000492012_00029_04091_0491.N1	11-DEC-2002 22:27:46	Twilight	49.000	169	46Gam Hya	2.9910	4700.0	98	4091	No
499	GOM_NL__2PRFIN20021211_222947_000000452012_00029_04091_0492.N1	11-DEC-2002 22:29:47	Twilight	45.000	54	5The Cen	2.0550	4500.0	90	4091	No
500	GOM_NL__2PRFIN20021211_223250_000000402012_00029_04091_0493.N1	11-DEC-2002 22:32:50	Dark	39.500	95	Zet Cen	2.5450	26000.	79	4091	No
501	GOM_NL__2PRFIN20021211_223441_000000412012_00029_04091_0494.N1	11-DEC-2002 22:34:41	Dark	41.000	77	Eps Cen	2.3030	28000.	82	4091	No
502	GOM_NL__2PRFIN20021211_223602_000000442012_00029_04091_0495.N1	11-DEC-2002 22:36:02	Dark	43.500	10	Bet Cen	0.61000	28000.	87	4091	No
503	GOM_NL__2PRFIN20021211_223717_000000392012_00030_04092_0265.N1	11-DEC-2002 22:37:17	Dark	38.500	20	Bet Cru	1.2530	30000.	77	4092	No
504	GOM_NL__2PRFIN20021211_224027_000000452012_00030_04092_0266.N1	11-DEC-2002 22:40:27	Dark	44.500	113	Mu Vel	2.6920	5000.0	89	4092	No
505	GOM_NL__2PRFIN20021211_224406_000000412012_00030_04092_0267.N1	11-DEC-2002 22:44:06	Dark	41.000	29	Bet Car	1.6720	10200.	82	4092	No
506	GOM_NL__2PRFIN20021211_224628_000000502012_00030_04092_0268.N1	11-DEC-2002 22:46:28	Dark	49.500	41	Eps Car	1.8600	4100.0	99	4092	No
507	GOM_NL__2PRFIN20021211_224902_000000562012_00030_04092_0269.N1	11-DEC-2002 22:49:02	Dark	56.000	34	Gam2Vel	1.7930	23000.	112	4092	No
508	GOM_NL__2PRFIN20021211_225131_000000562012_00030_04092_0270.N1	11-DEC-2002 22:51:31	Dark	56.000	2	Alp Car	-0.73600	7000.0	112	4092	No
509	GOM_NL__2PRFIN20021211_225403_000000662012_00030_04092_0271.N1	11-DEC-2002 22:54:03	Dark	65.500	117	Pi Pup	2.7060	3800.0	131	4092	No
510	GOM_NL__2PRFIN20021211_225728_000000652012_00030_04092_0272.N1	11-DEC-2002 22:57:28	Straylight	64.500	23	21Eps CMa	1.5020	26000.	129	4092	No
511	GOM_NL__2PRFIN20021211_225921_000000642012_00030_04092_0273.N1	11-DEC-2002 22:59:21	Straylight	63.500	179	24Omi2CMa	3.0320	24000.	127	4092	No
512	GOM_NL__2PRFIN20021211_230220_000000582012_00030_04092_0274.N1	11-DEC-2002 23:02:20	Straylight	57.500	47	2Bet CMa	1.9760	28000.	115	4092	No
513	GOM_NL__2PRFIN20021211_230530_000000522012_00030_04092_0275.N1	11-DEC-2002 23:05:30	Straylight	51.500	56	53Kap Ori	2.0650	30000.	103	4092	No
514	GOM_NL__2PRFIN20021211_230700_000000462012_00030_04092_0276.N1	11-DEC-2002 23:07:00	Straylight	45.500	128	67Bet Eri	2.7840	9700.0	91	4092	No

515	GOM_NL__2PRFIN20021211_230825_000000512012_00030_04092_0277.N1	11-DEC-2002 23:08:25	Straylight	51.000	30	46Eps Ori	1.6940	30000.	102	4092	No
516	GOM_NL__2PRFIN20021211_231051_000000522012_00030_04092_0278.N1	11-DEC-2002 23:10:51	Twilight_stray	51.500	27	24Gam Ori	1.6360	26000.	103	4092	No
517	GOM_NL__2PRFIN20021211_231328_000000562012_00030_04092_0279.N1	11-DEC-2002 23:13:28	Twilight_stray	56.000	13	87Alp Tau	0.86700	3800.0	112	4092	No
518	GOM_NL__2PRFIN20021211_231605_000000472012_00030_04092_0280.N1	11-DEC-2002 23:16:05	Bright	47.000	176	23Zet Tau	3.0200	22000.	94	4092	No
519	GOM_NL__2PRFIN20021211_231806_000000482012_00030_04092_0281.N1	11-DEC-2002 23:18:06	Bright	47.500	28	12Bet Tau	1.6500	15200.	95	4092	No
520	GOM_NL__2PRFIN20021211_232002_000000392012_00030_04092_0282.N1	11-DEC-2002 23:20:02	Bright	38.500	149	45Eps Per	2.8880	30000.	77	4092	No
521	GOM_NL__2PRFIN20021211_232136_000000392012_00030_04092_0283.N1	11-DEC-2002 23:21:36	Bright	39.000	73	57Gam1And	2.2600	13100.	78	4092	No
522	GOM_NL__2PRFIN20021211_232348_000000412012_00030_04092_0284.N1	11-DEC-2002 23:23:48	Bright	40.500	160	23Gam Per	2.9300	4700.0	81	4092	No
523	GOM_NL__2PRFIN20021211_232650_000000362012_00030_04092_0285.N1	11-DEC-2002 23:26:50	Bright	35.500	110	37Del Cas	2.6780	8900.0	71	4092	No
524	GOM_NL__2PRFIN20021211_233352_000000392012_00030_04092_0286.N1	11-DEC-2002 23:33:52	Bright	39.000	49	1Alp UMi	1.9900	6300.0	78	4092	No
525	GOM_NL__2PRFIN20021211_233836_000000392012_00030_04092_0287.N1	11-DEC-2002 23:38:36	Bright	39.000	60	7Bet UMi	2.0810	3950.0	78	4092	No
526	GOM_NL__2PRFIN20021211_234142_000000362012_00030_04092_0288.N1	11-DEC-2002 23:41:42	Bright	36.000	119	14Eta Dra	2.7270	4700.0	72	4092	No
527	GOM_NL__2PRFIN20021211_234325_000000422012_00030_04092_0289.N1	11-DEC-2002 23:43:25	Bright	42.000	32	77Eps UMa	1.7630	11000.	84	4092	No
528	GOM_NL__2PRFIN20021211_234550_000000422012_00030_04092_0290.N1	11-DEC-2002 23:45:50	Bright	41.500	39	85Eta UMa	1.8540	24000.	83	4092	No
529	GOM_NL__2PRFIN20021211_234902_000000392012_00030_04092_0291.N1	11-DEC-2002 23:49:02	Bright	39.000	180	27Gam Boo	3.0400	8000.0	78	4092	No
530	GOM_NL__2PRFIN20021211_235211_000000382012_00030_04092_0292.N1	11-DEC-2002 23:52:11	Bright	38.000	83		2.3780	11000.	76	4092	No
531	GOM_NL__2PRFIN20021211_235523_000000422012_00030_04092_0293.N1	11-DEC-2002 23:55:23	Bright	41.500	111	8Eta Boo	2.6800	6000.0	83	4092	No
532	GOM_NL__2PRFIN20021211_235900_000000682012_00030_04092_0294.N1	11-DEC-2002 23:59:00	Bright	68.000	138	47Eps Vir	2.8280	4700.0	136	4092	No

### 3. Quality information per product

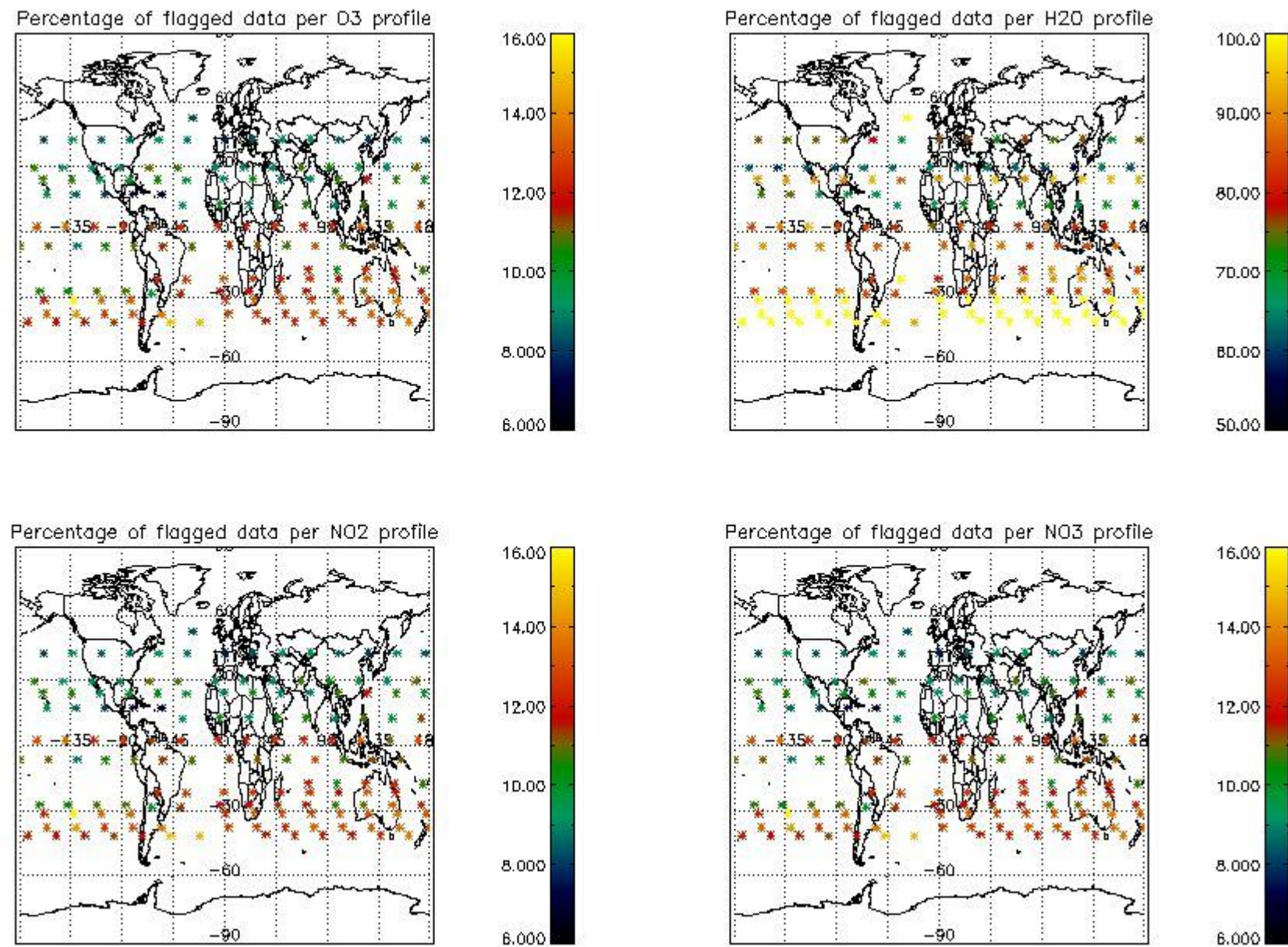
In this section it is plotted some information contained in the Quality Summary data set of the level 2 products. Only products in dark limb conditions and without errors (error flag in the MPH set to "0") are used.

#### 3.1 Plot quality information per product (time dependant)





### 3.2 Plot quality information per product (world map)



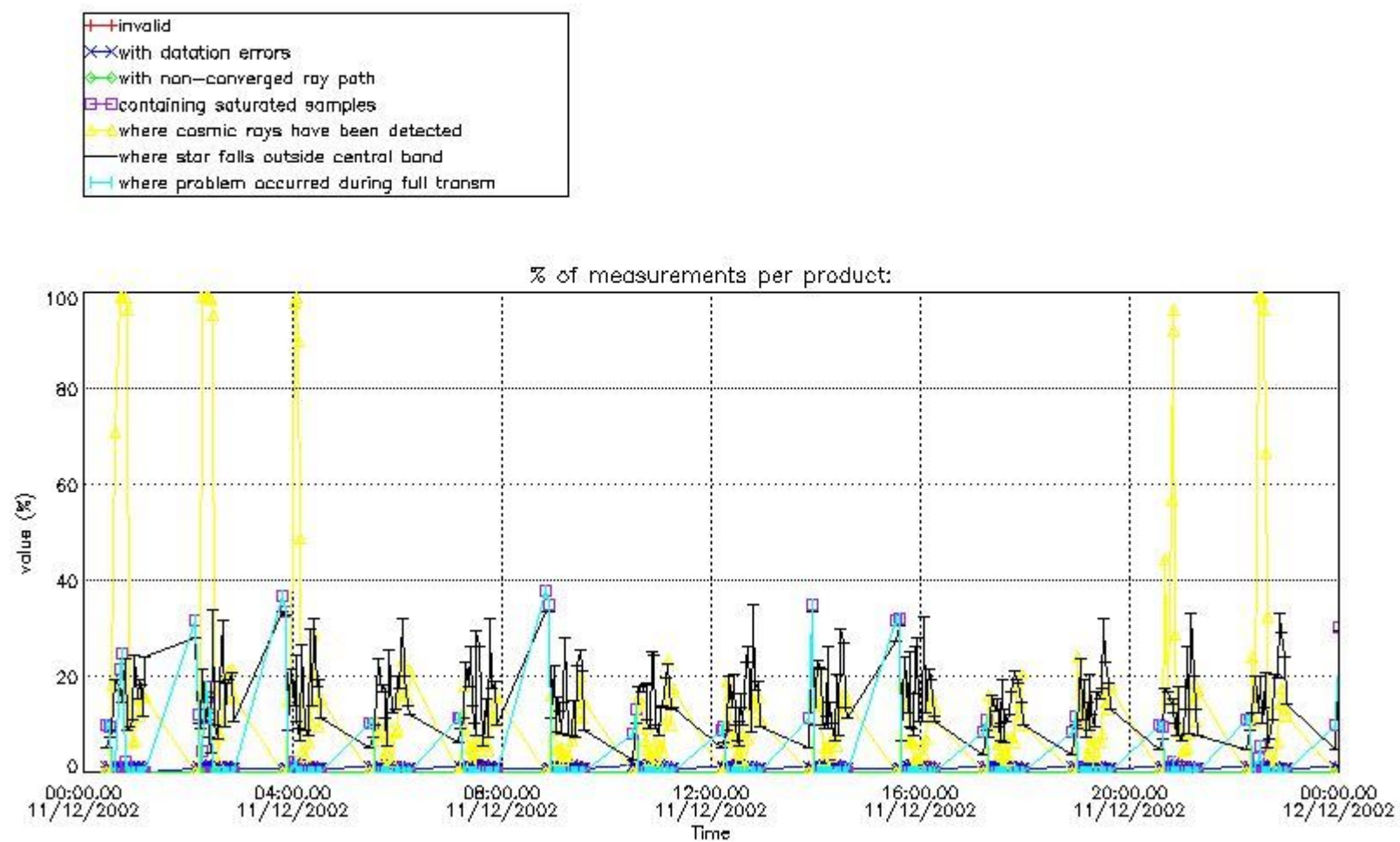
### 4. Level 1 quality information per product

In this section it is plotted some information contained in the Quality Summary data set of the level 2 products that comes from the level 1b processing. Products without errors (error flag in the MPH set to "0") are used.

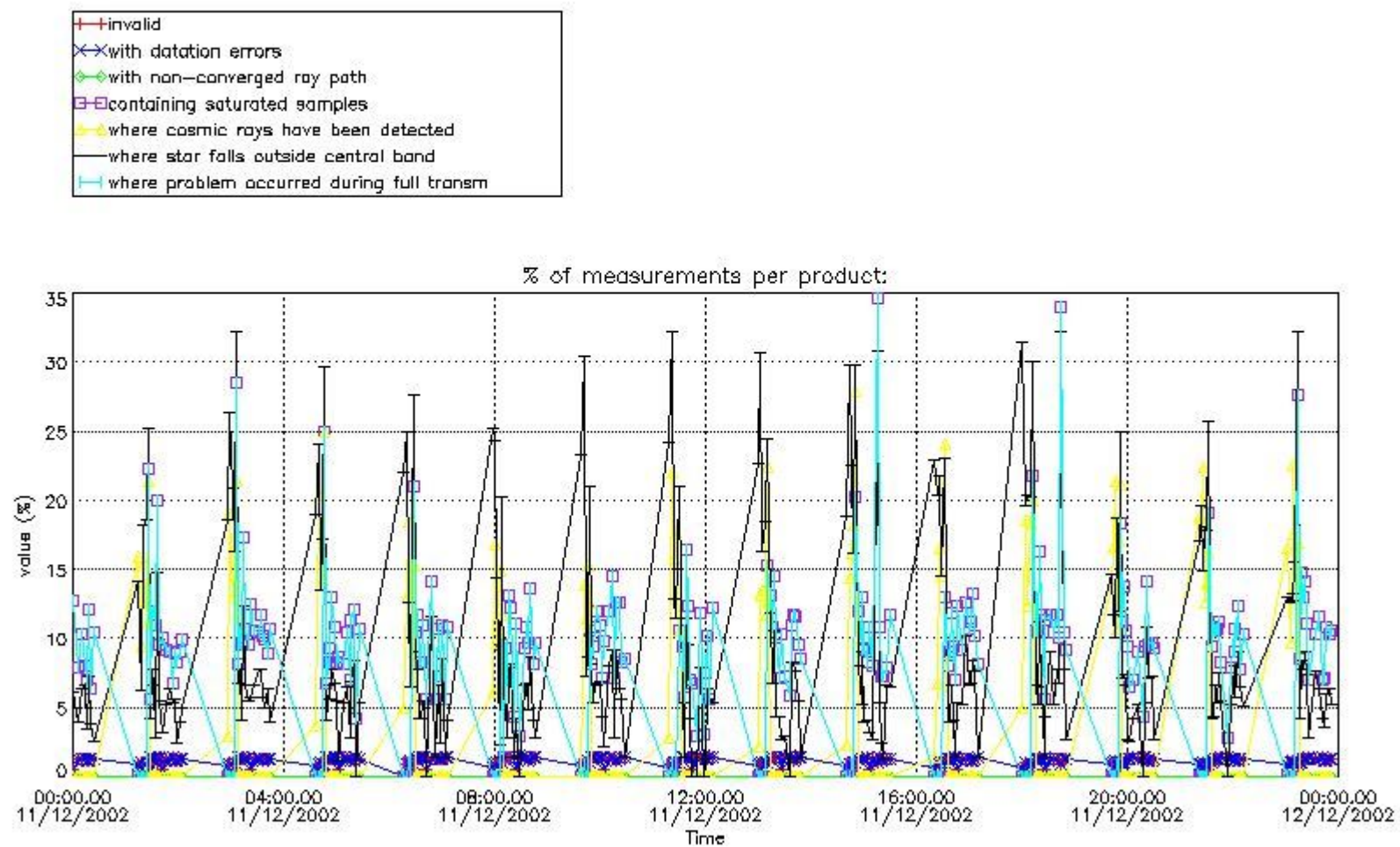
#### 4.1 Plot quality information per product (time dependant) coming from level 1b processing

##### 4.1.1 Plot level 1 quality information per product (time dependant): ENVISAT ASCENDING passes





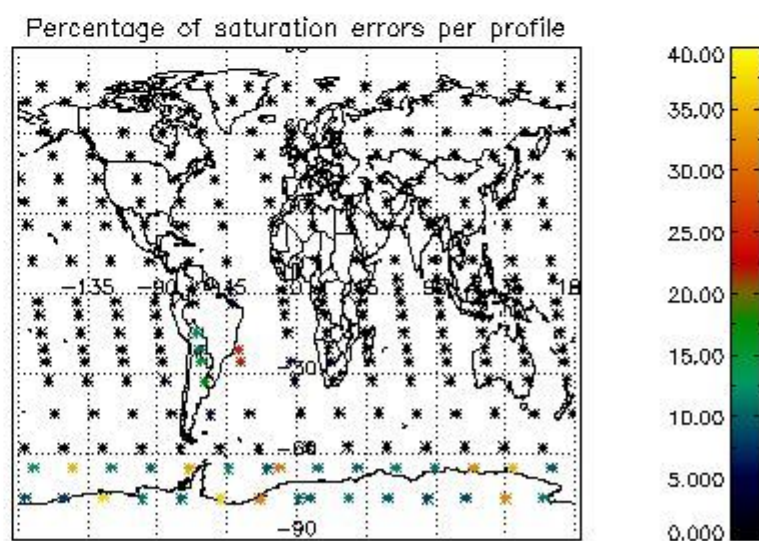
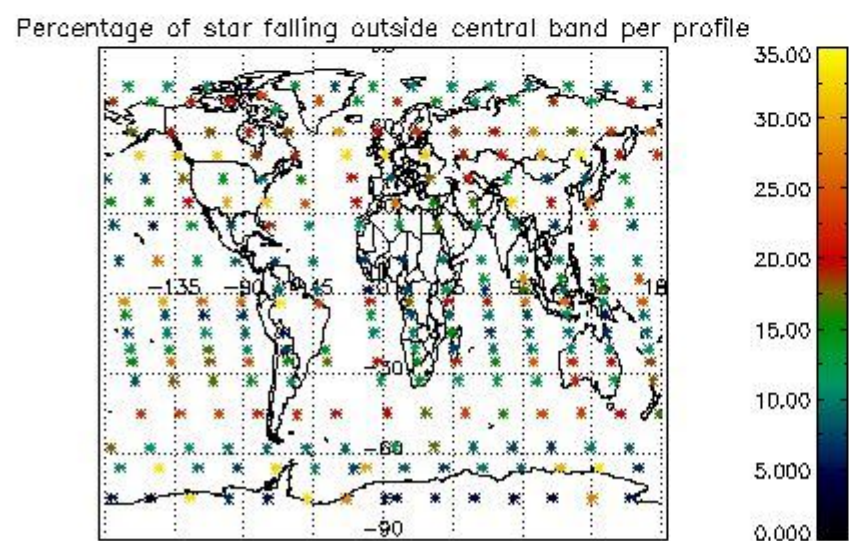
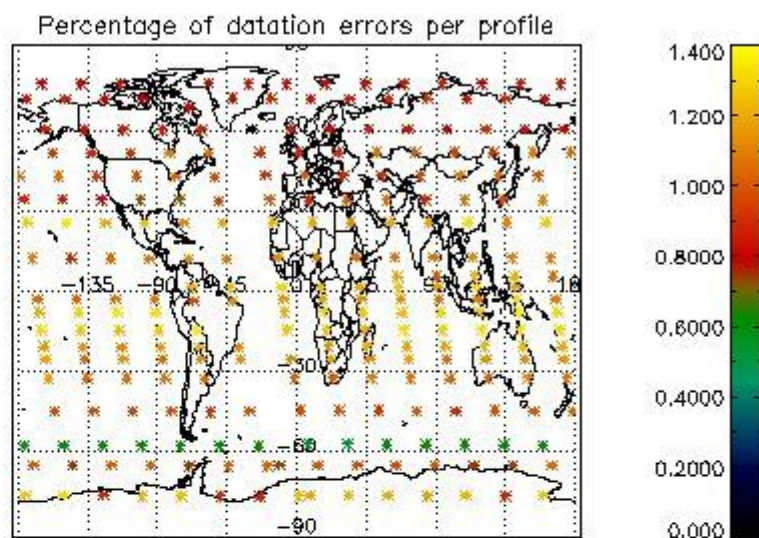
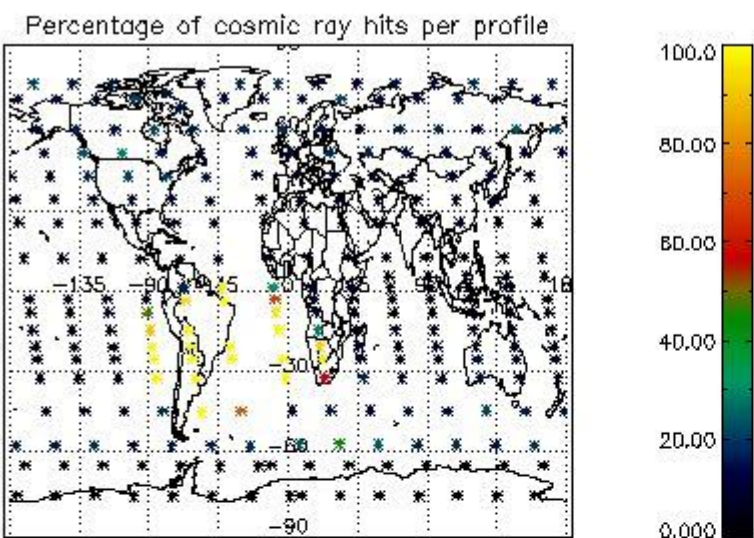
4.1.2 Plot level 1 quality information per product (time dependant): ENVI SAT DESCENDING passes



4.2 Plot quality information per product coming from level 1b processing (world map)

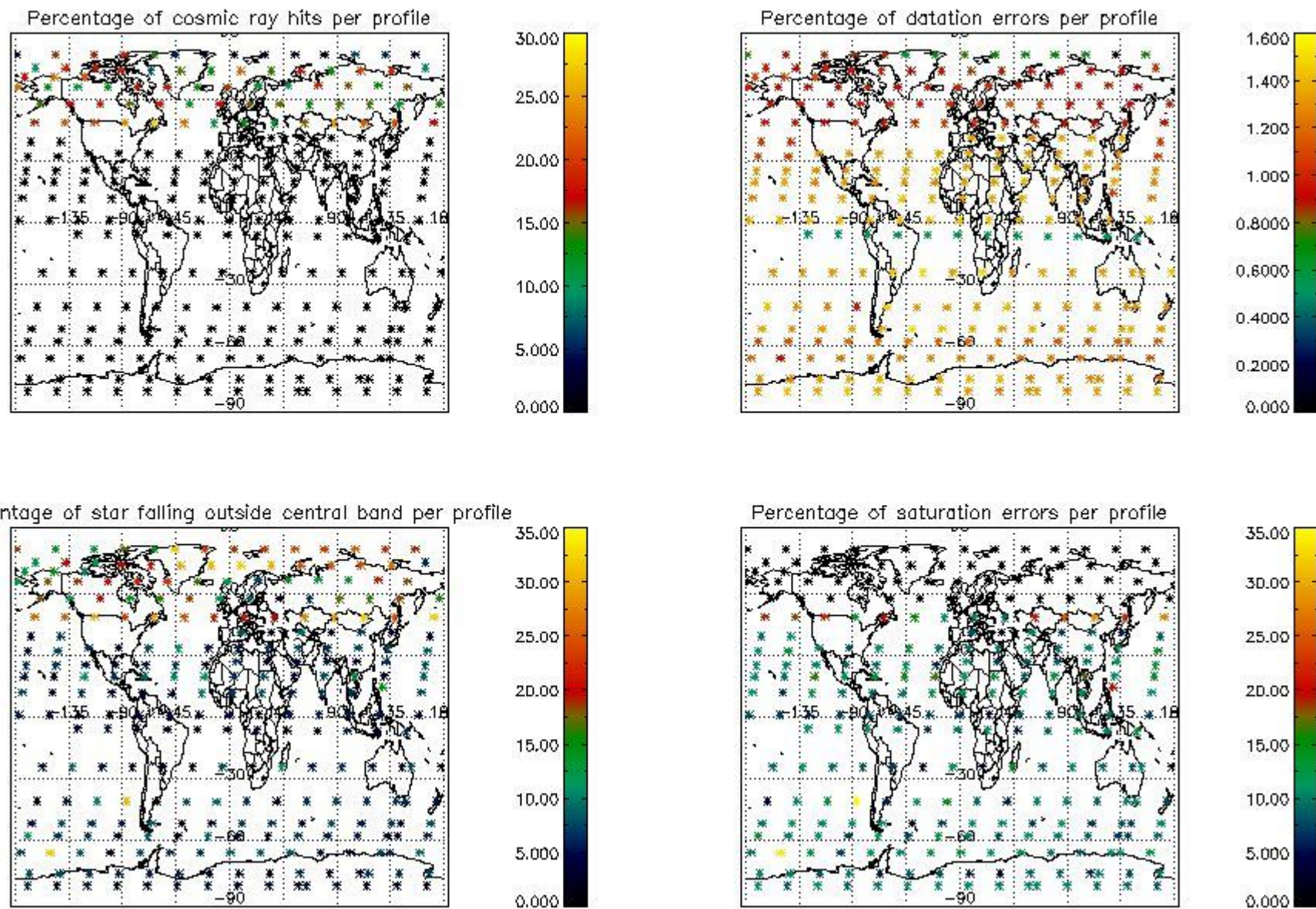
4.2.1 Plot level 1 quality information per product (world map): ENVISAT ASCENDING passes





4.2.2 Plot level 1 quality information per product (world map): ENVISAT DESCENDING passes





## 5. Trace gas profiles

### 5.1 Ozone statistics based on quality of products

The final quality of the products can be "measured" using the STD (Standard Deviation) attached to every point profile. This information is written to the parameter GOM\_NL\_\_2P/NL\_LOCAL\_SPECIES\_DENSITY/o3\_std of the level 2 products. The table below shows the statistics for given STD ranges.

The statistics are given with respect to the overall valid production:

- Products without fatal errors: GOM\_NL\_\_2P/MPH/PRODUCT\_ERR=0
- Valid point profile: GOM\_NL\_\_2P/NL\_LOCAL\_SPECIES\_DENSITY/pcd(0)=0

The 'Criteria' is applied to valid points of dark limb products:

- Products in dark limb illumination condition: GOM\_NL\_\_2P/NL\_SUMMARY\_QUALITY/obs\_ill\_cond=0
- Products without fatal errors: GOM\_NL\_\_2P/MPH/PRODUCT\_ERR=0
- Valid point profile: GOM\_NL\_\_2P/NL\_LOCAL\_SPECIES\_DENSITY/pcd(0)=0

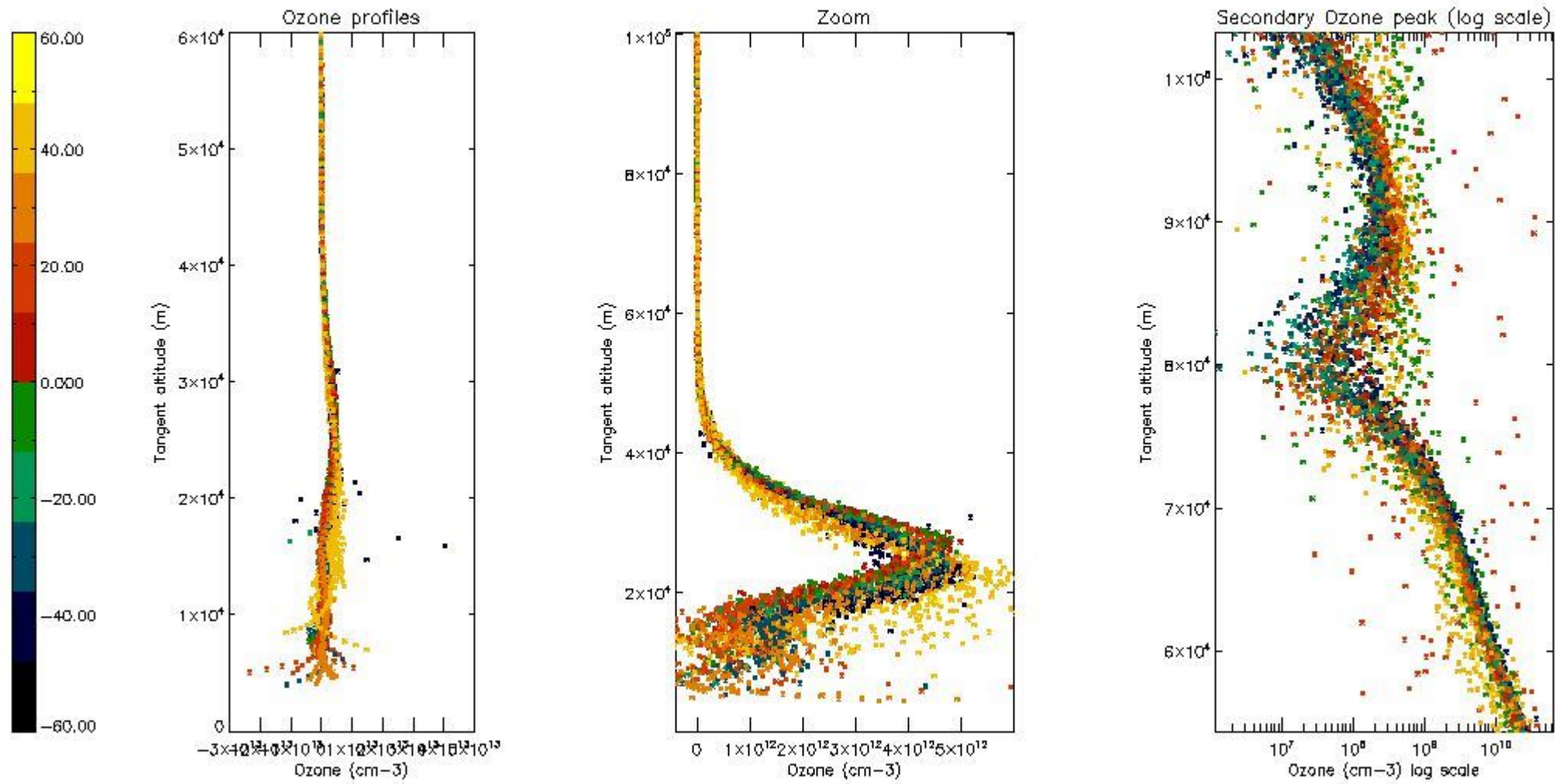
So, the table below shows the percentage of dark limb and valid observations for each criteria with respect to the overall valid daily observations.

Criteria	% of total production
All STD	28
STD < 20	16

STD < 10	14
STD < 5	10

5.2 Plot ozone profiles for all STD (dark without errors)

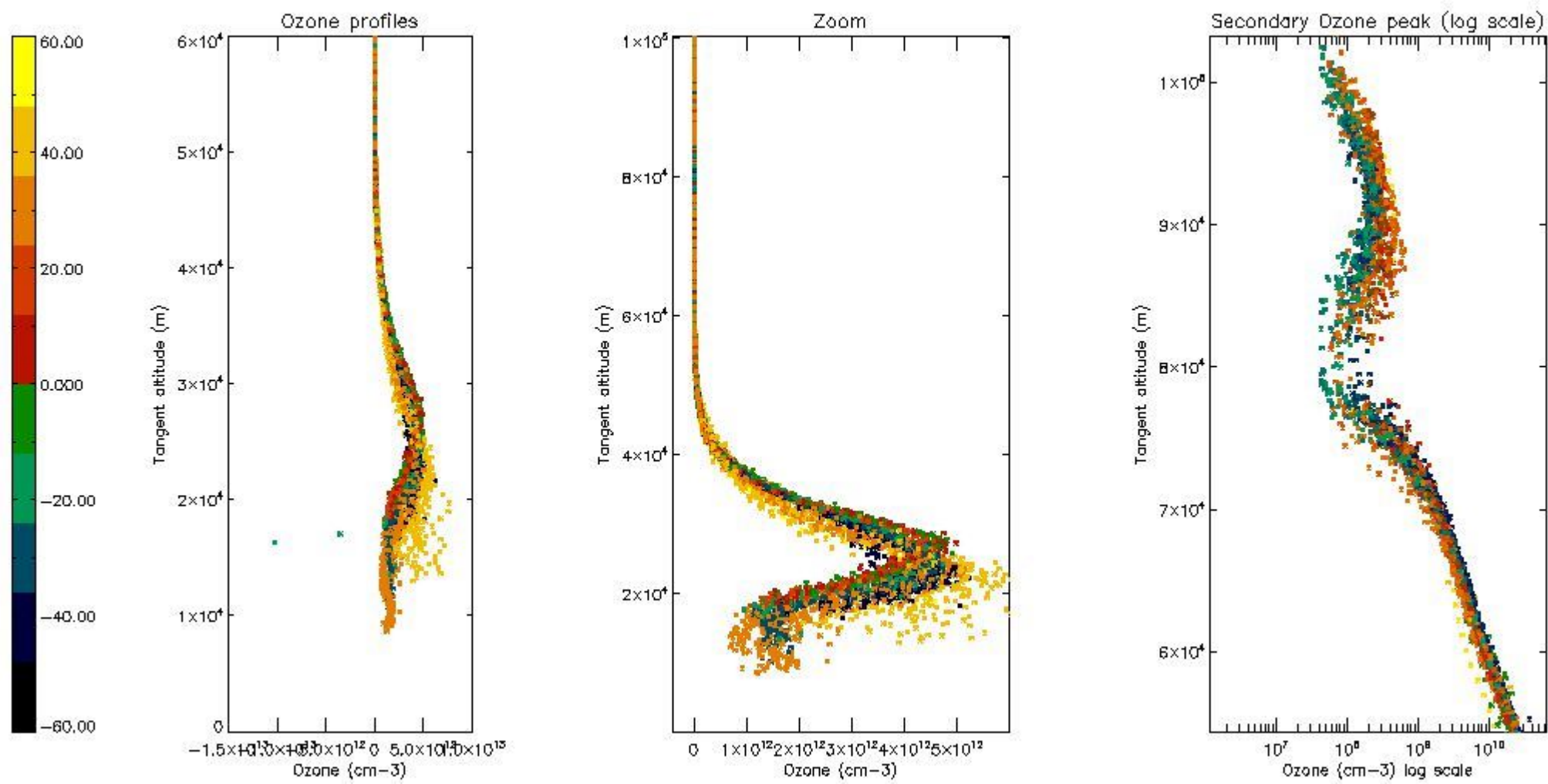
The colorbar represents the latitude.



5.3 Plot ozone profiles where STD < 20% (dark without errors)

The colorbar represents the latitude.

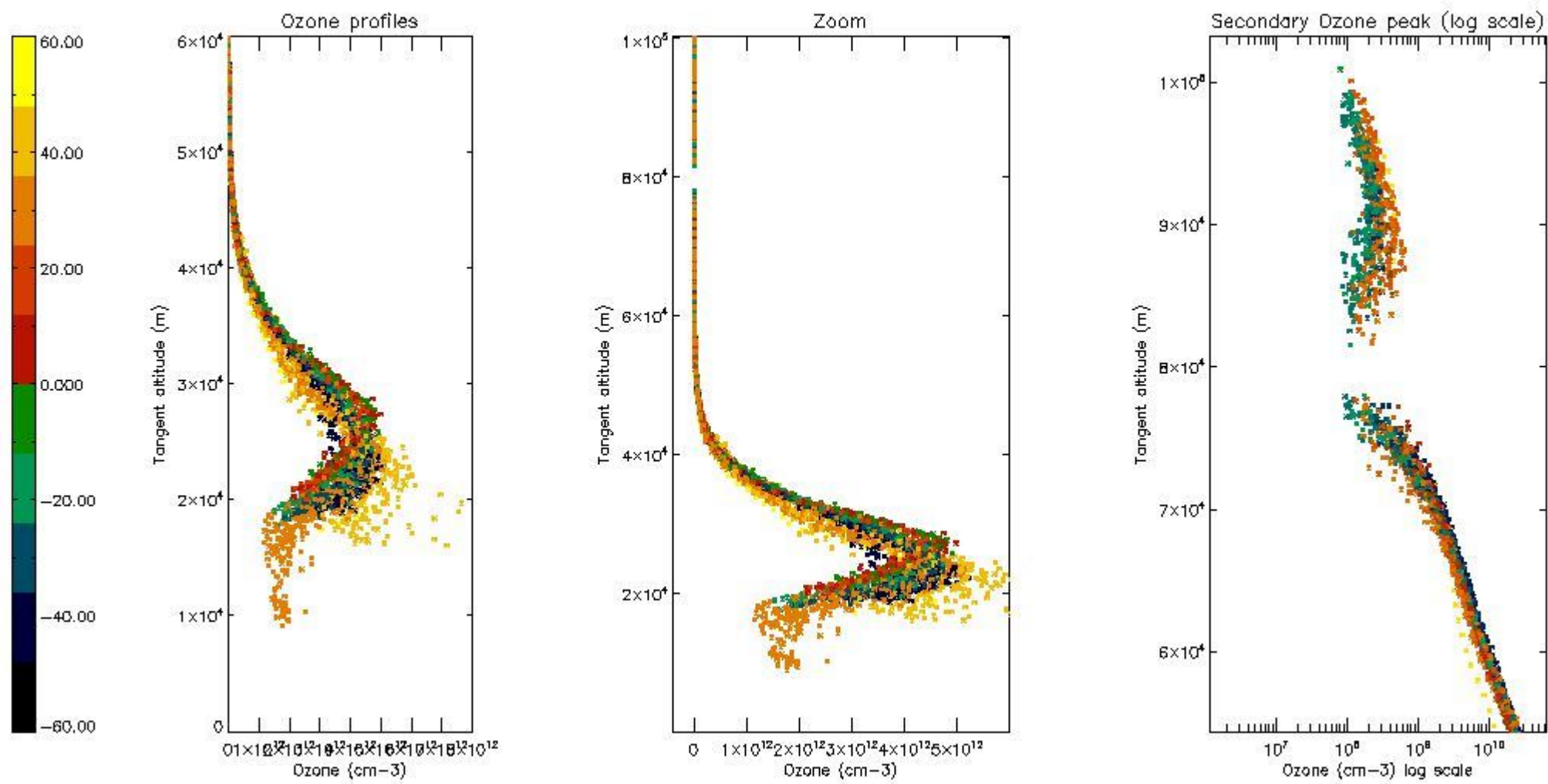




*5.4 Plot ozone profiles where STD < 10% (dark without errors)*

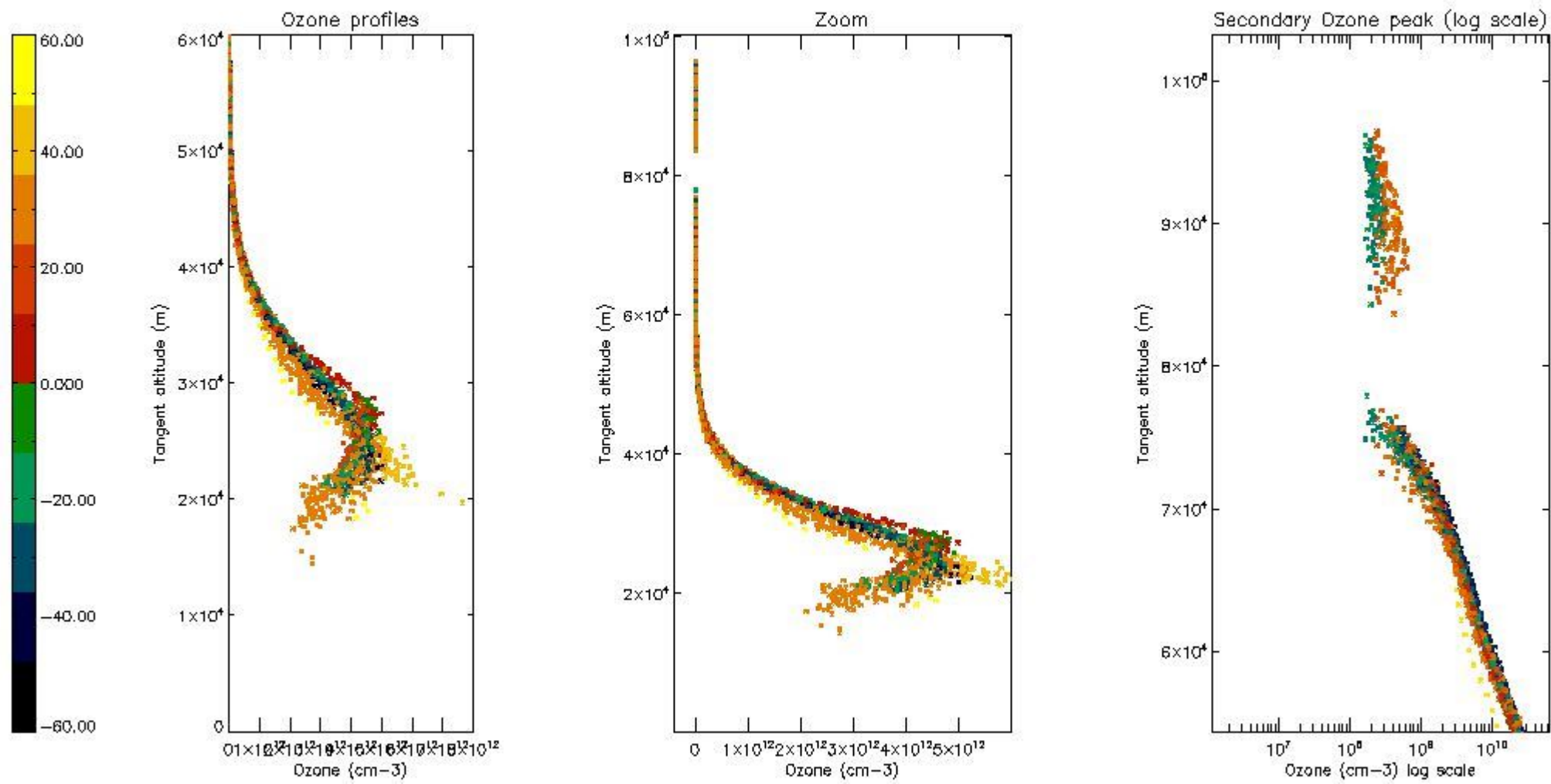
The colorbar represents the latitude.





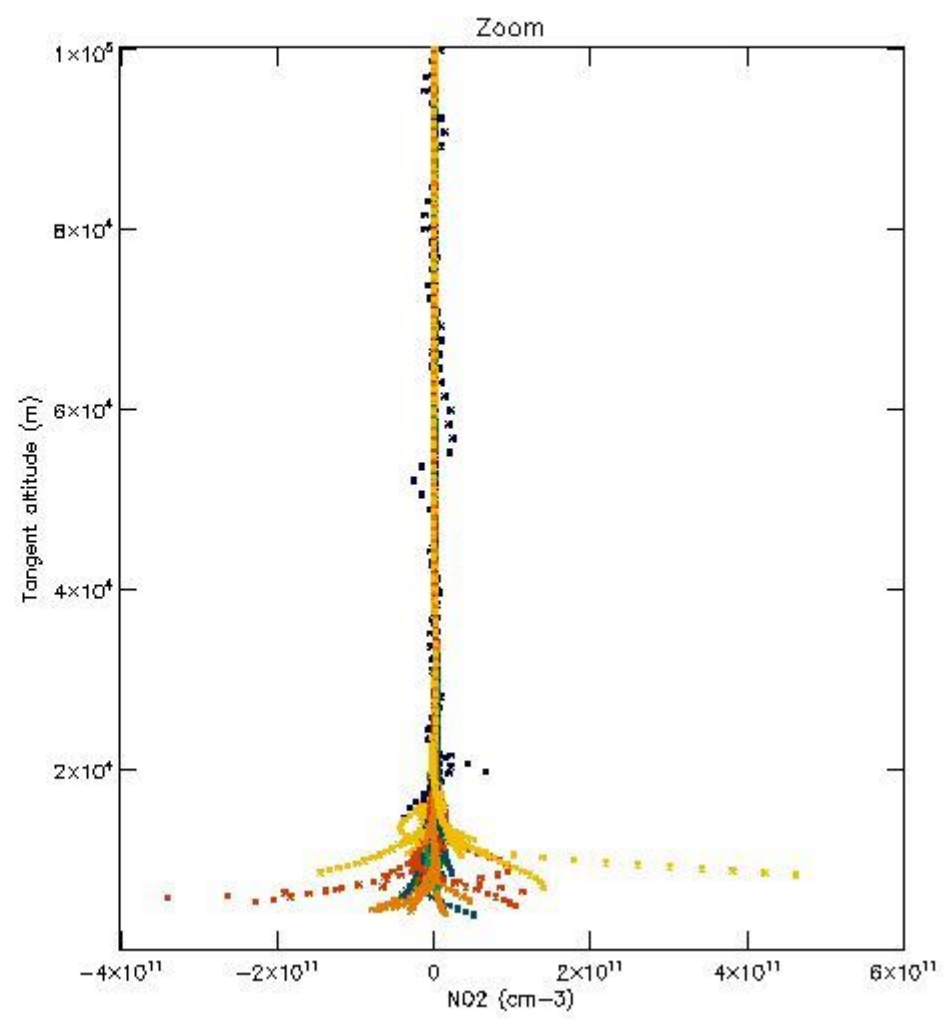
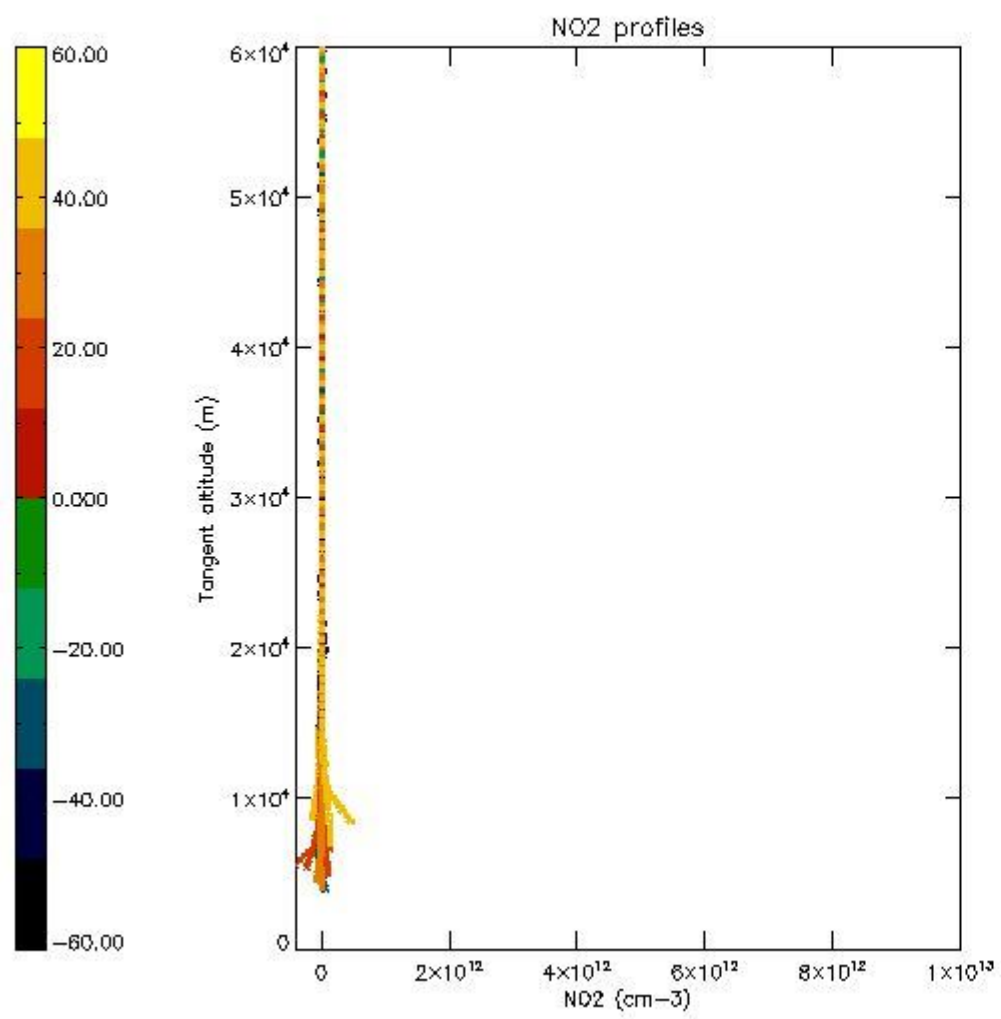
*5.5 Plot ozone profiles where STD < 5% (dark without errors)*

The colorbar represents the latitude.



*5.6 Plot NO<sub>2</sub> profiles for all STD (dark without errors)*

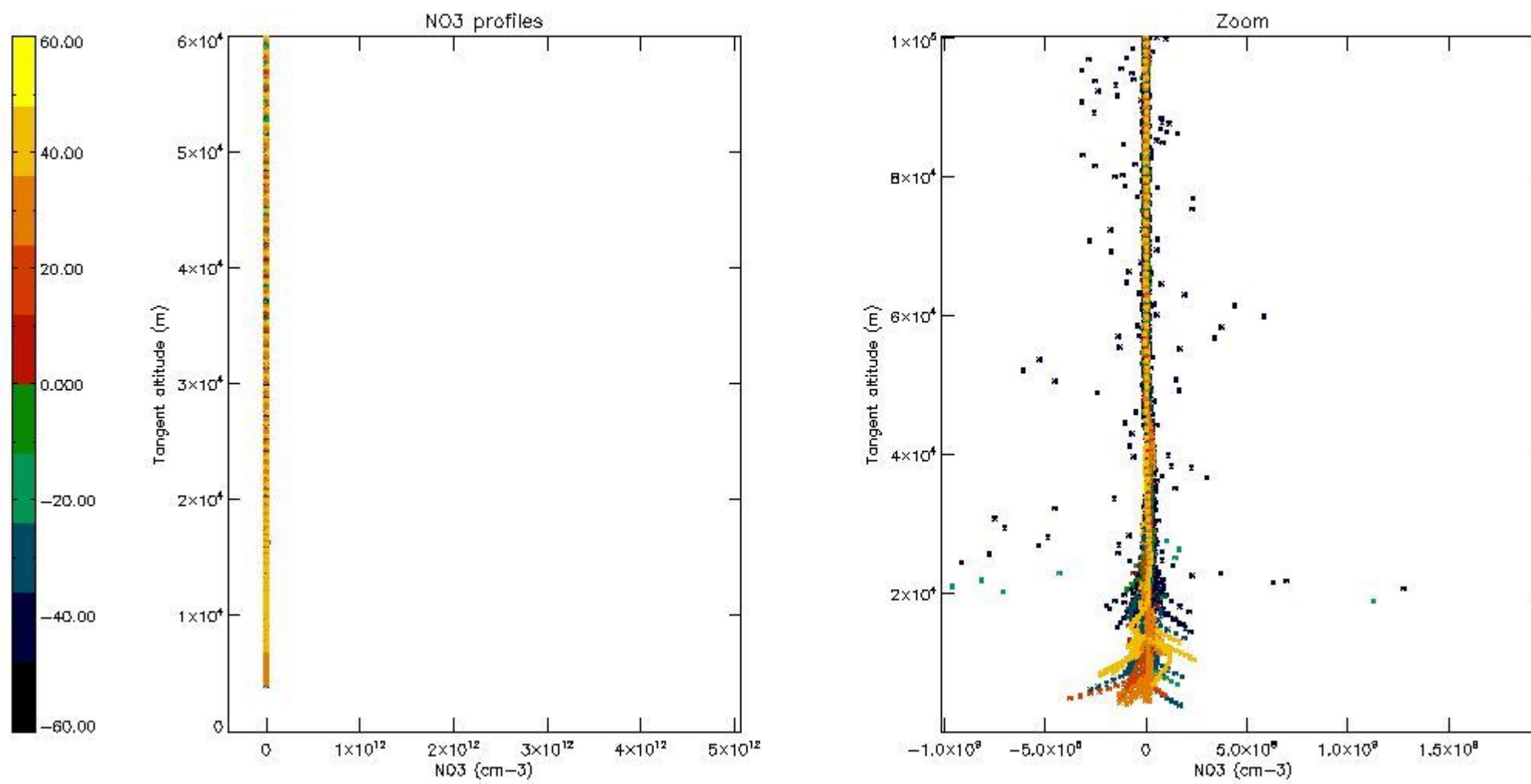
The colorbar represents the latitude.



*5.7 Plot NO3 profiles for all STD (dark without errors)*

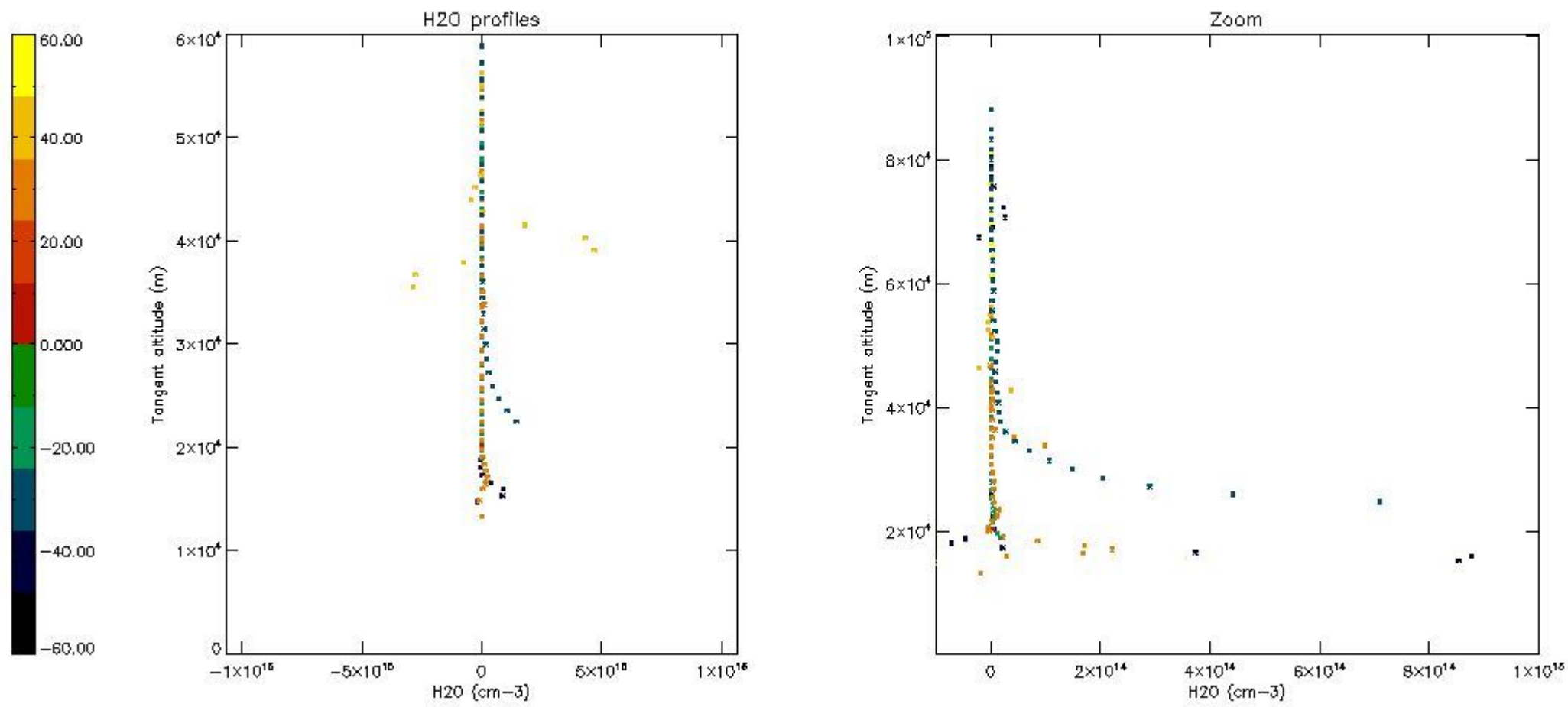
The colorbar represents the latitude.





5.8 Plot H2O profiles for all STD (only for occultations of stars 1,2,3,4,13,14,16,26,63 dark without errors)

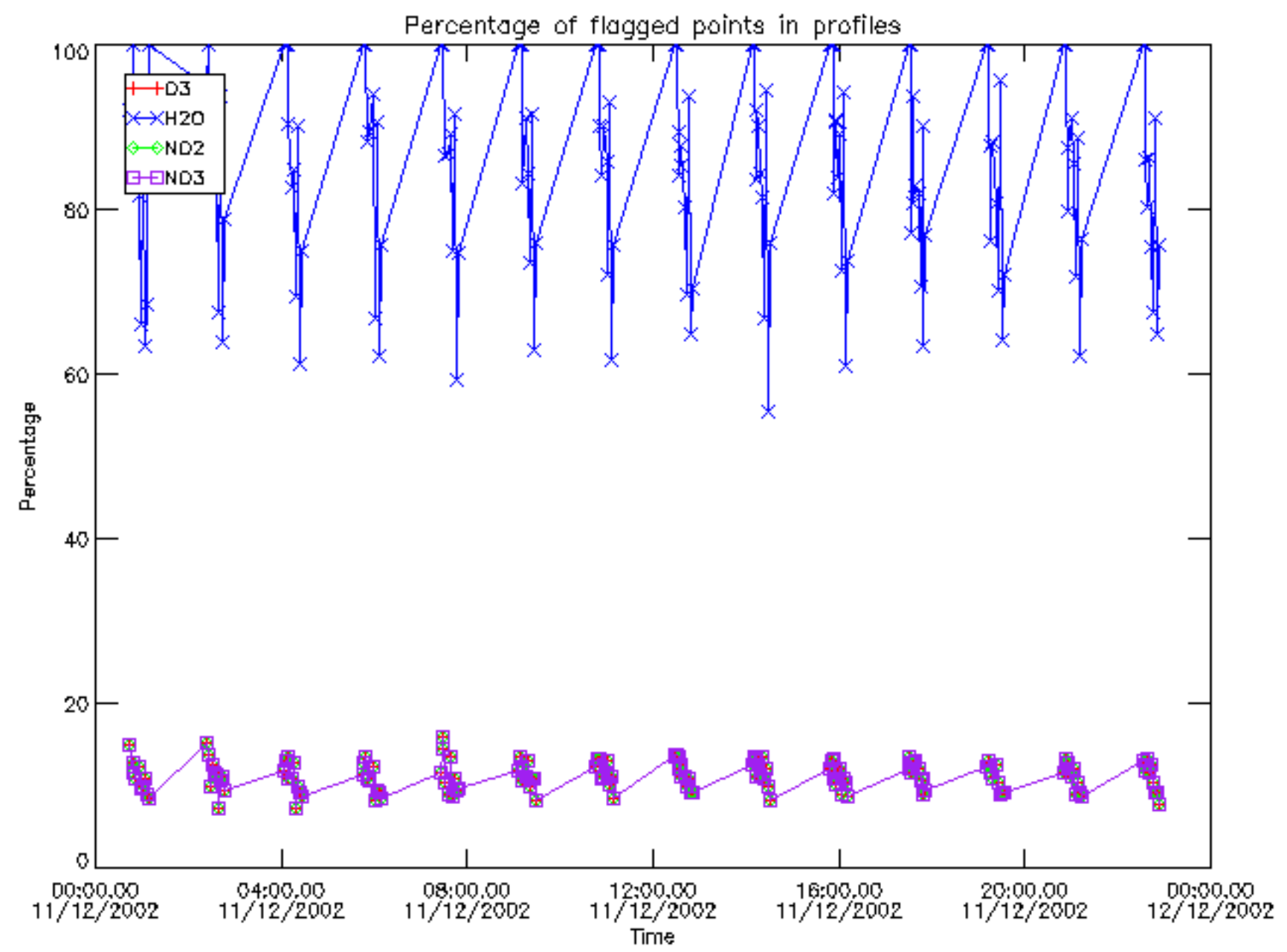
The colorbar represents the latitude.



## 6. Auxiliary Data Files used for the production reported in section 2

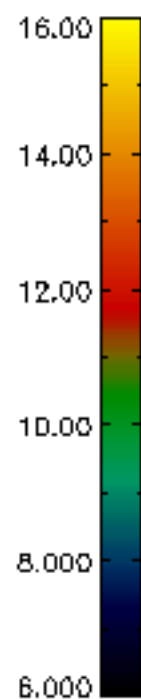
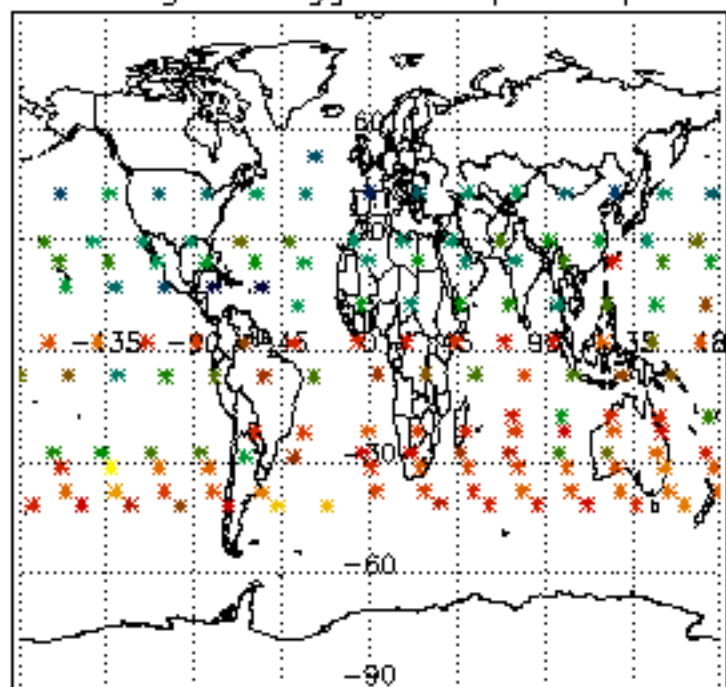
The number reported in the third column indicates since which file (see list in section 2) the corresponding auxiliary file has been used. The fourth column is the date of those product files.

Type	Auxiliary Filename	Used since product	Used since product date
INST_PHYS_CHARACTERISTICS	GOM_INS_AXNIEC20050627_150440_20020301_000000_20100101_000000	1	11-DEC-2002 00:00:41
LEVEL-2_PROC_CONFIG	GOM_PR2_AXVIEC20091111_152718_20020301_000000_20500101_000000	1	11-DEC-2002 00:00:41
CROSS_SECTIONS_FILE	GOM_CRS_AXVIEC20091111_154832_20020301_000000_20500101_000000	1	11-DEC-2002 00:00:41

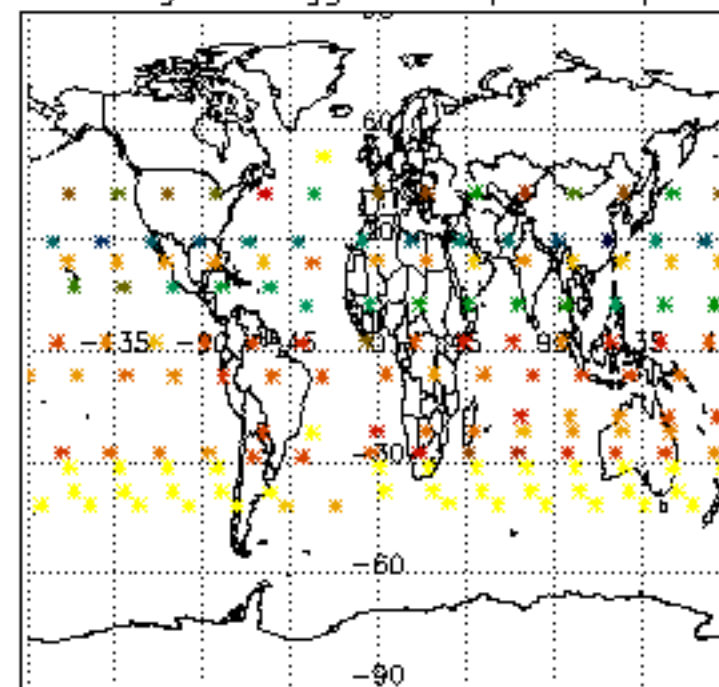




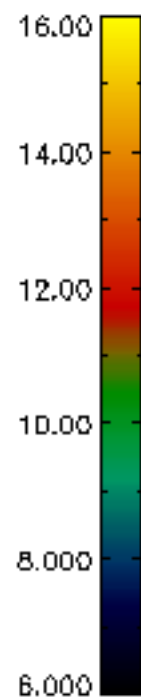
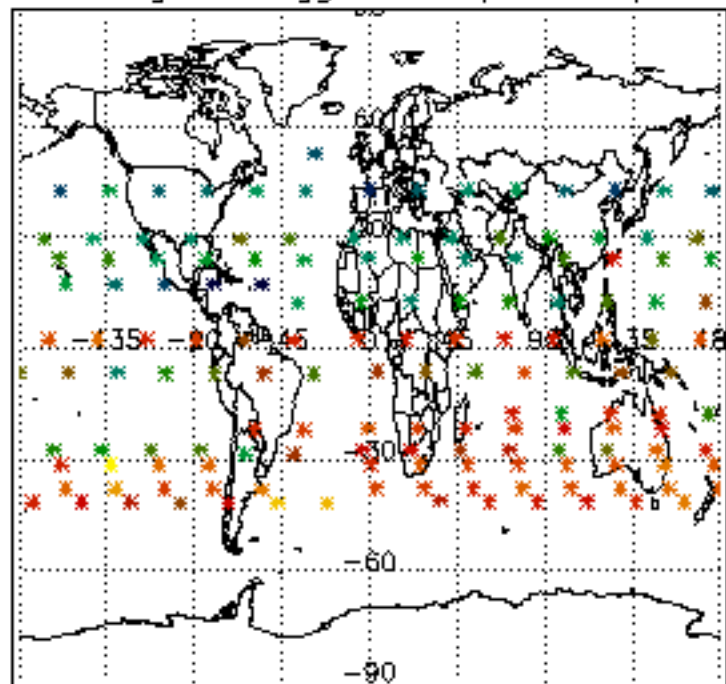
Percentage of flagged data per D3 profile



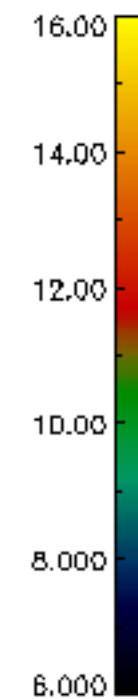
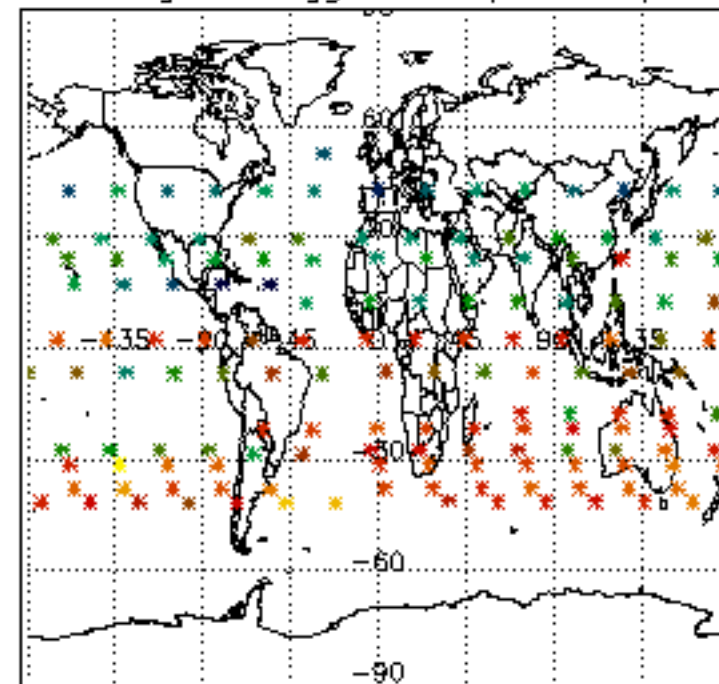
Percentage of flagged data per H2O profile

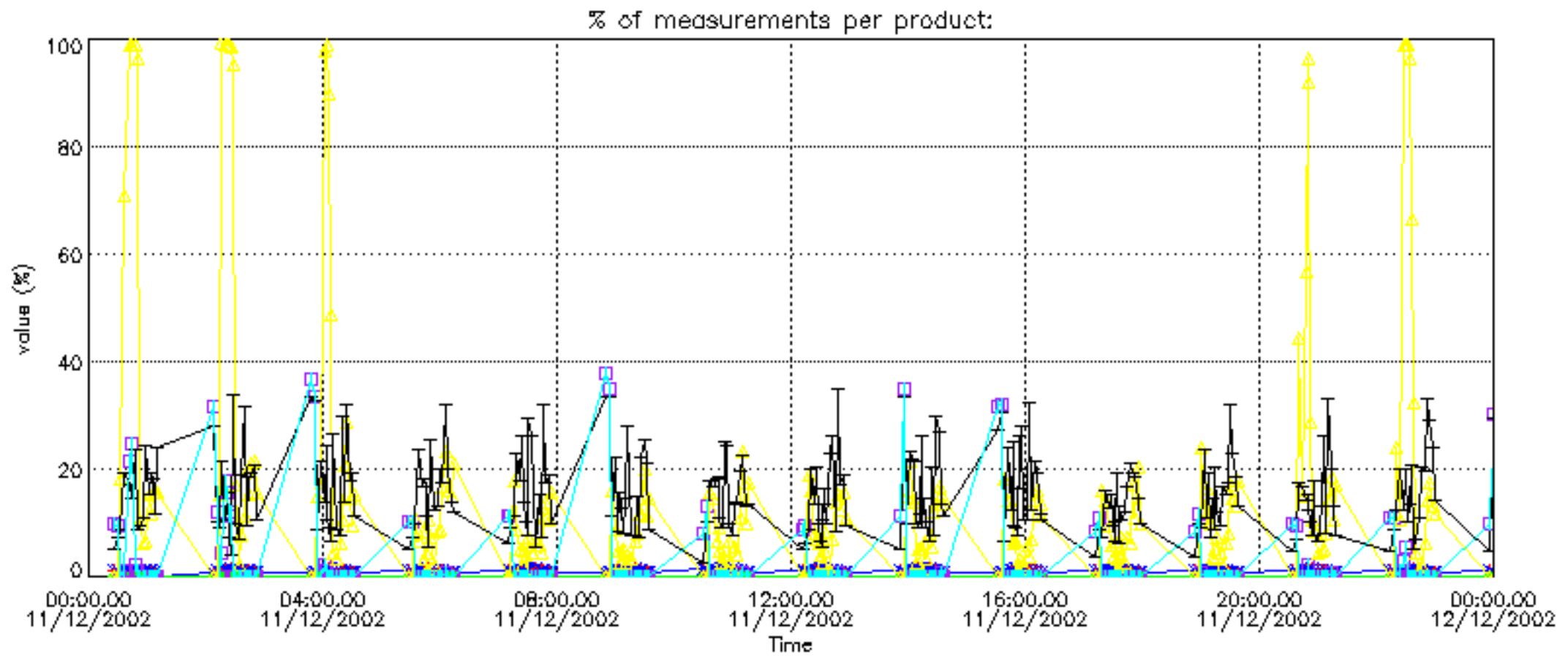


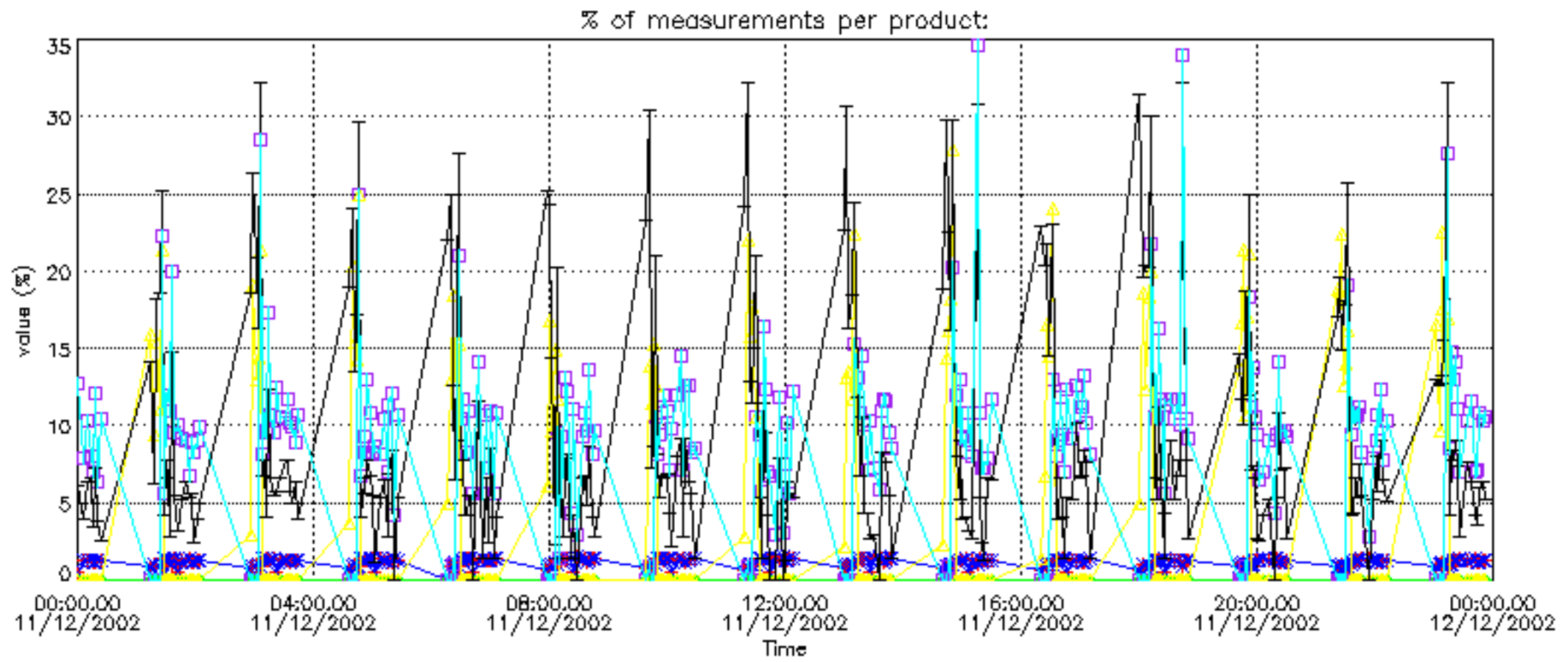
Percentage of flagged data per NO2 profile



Percentage of flagged data per NO3 profile

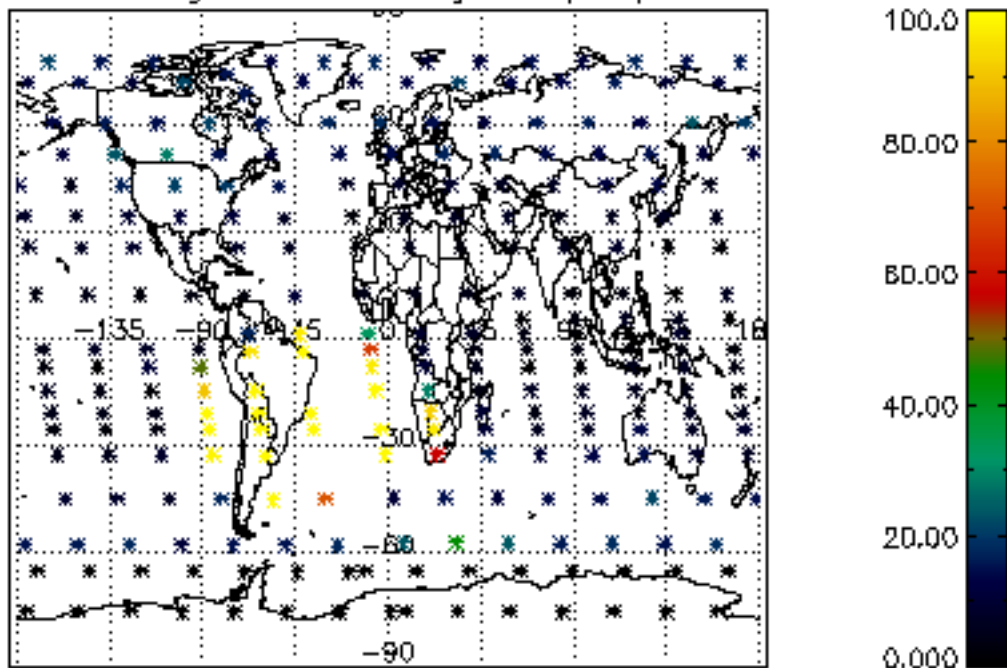




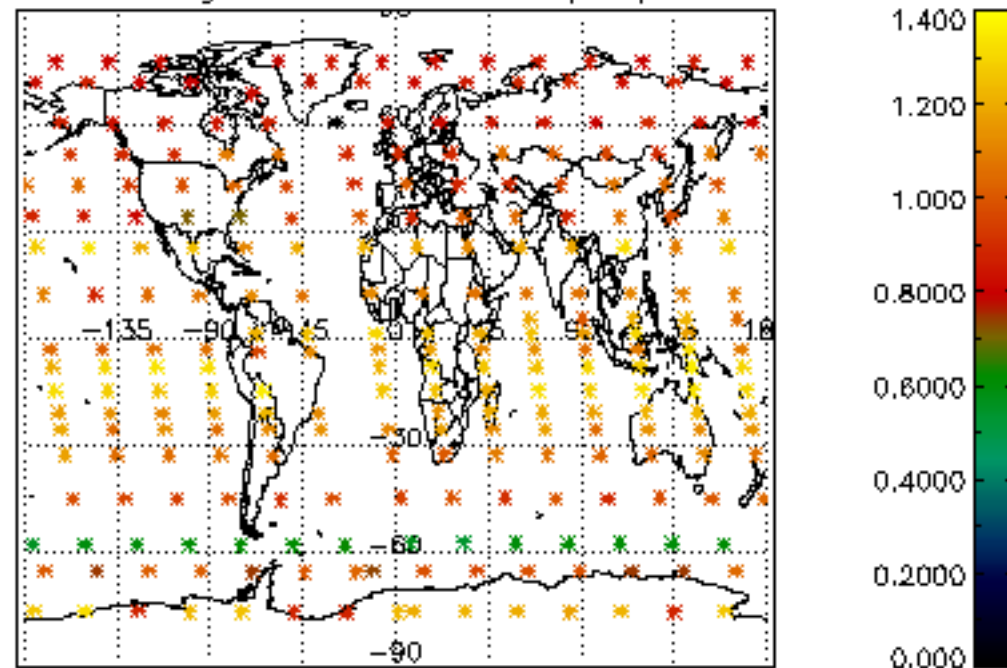




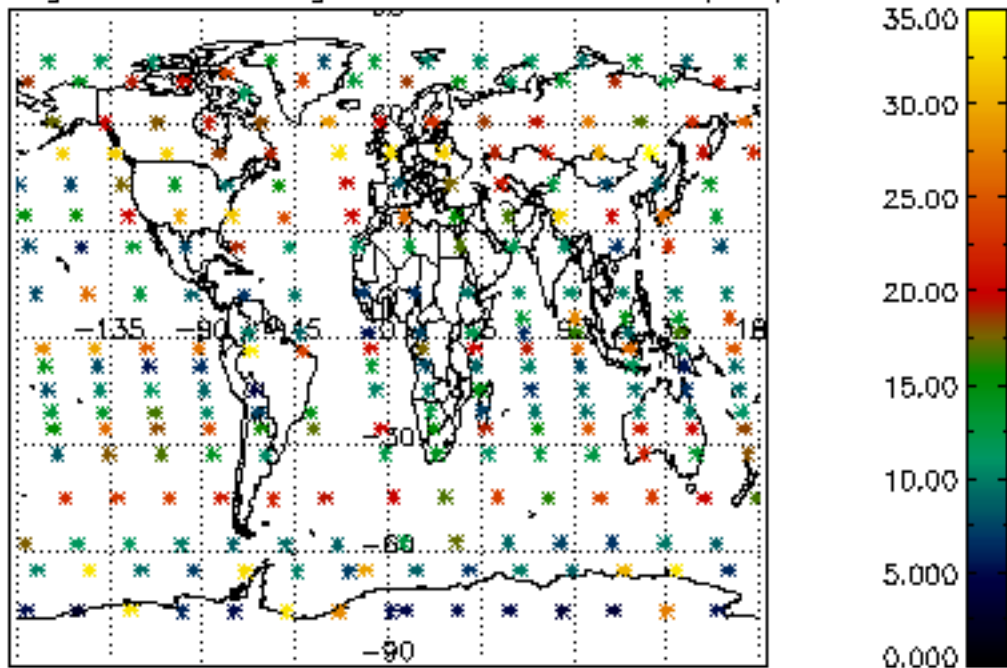
Percentage of cosmic ray hits per profile



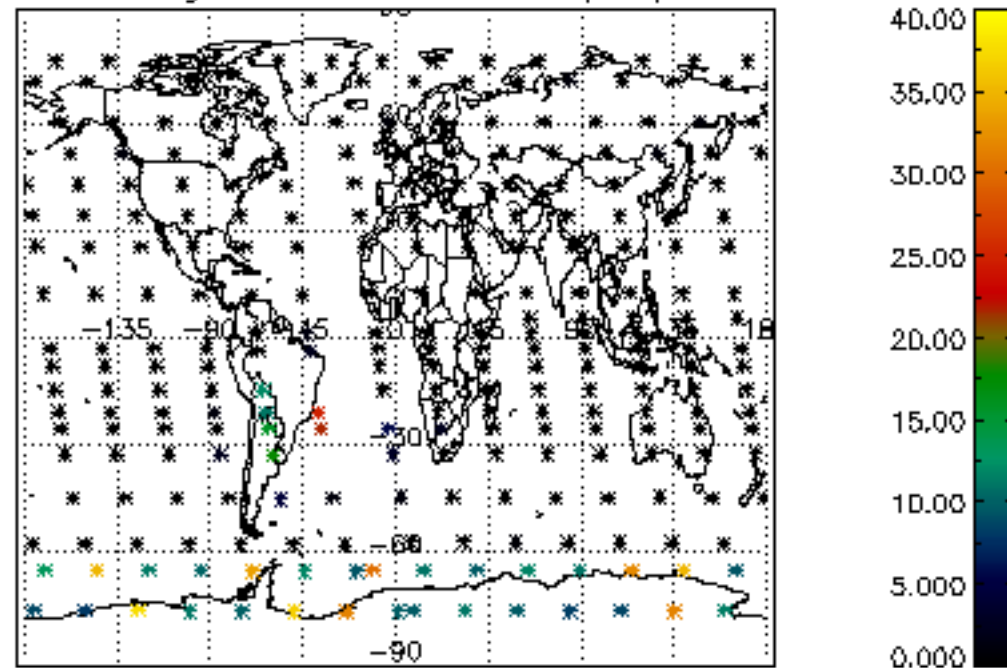
Percentage of datation errors per profile



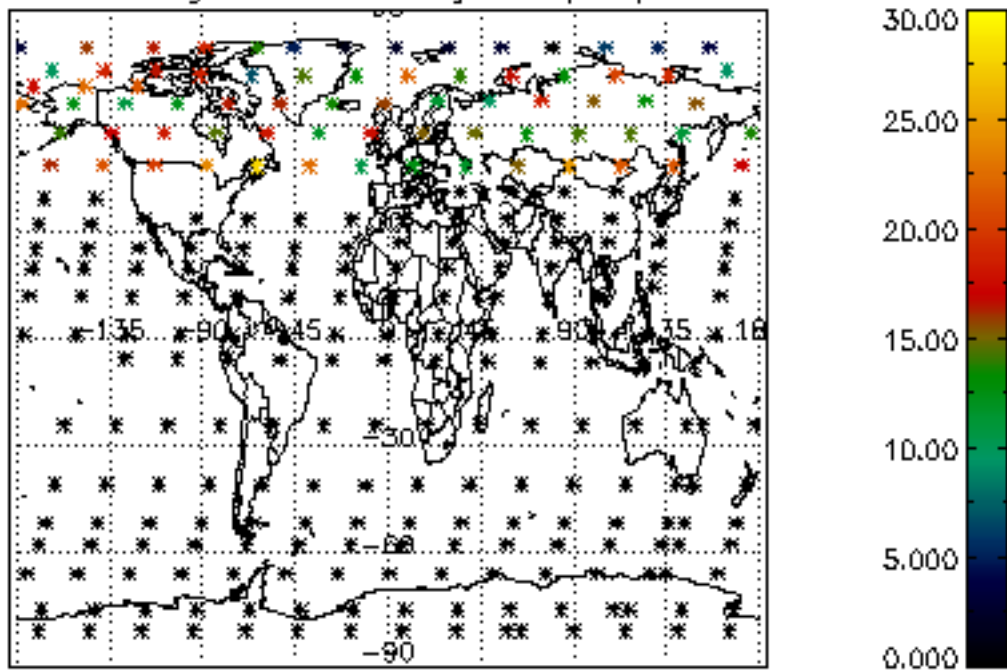
Percentage of star falling outside central band per profile



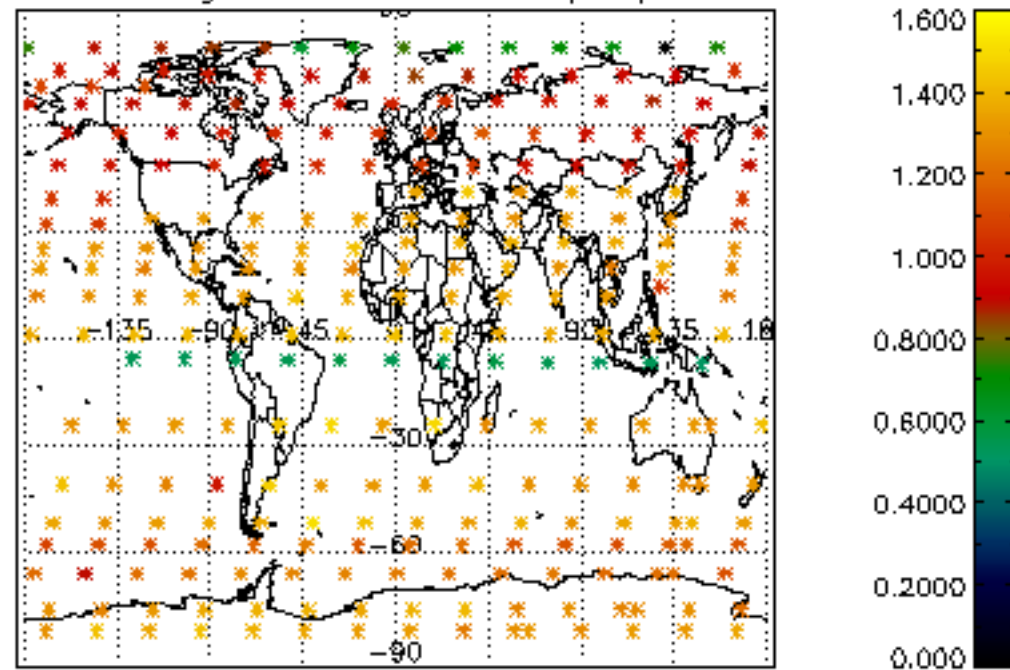
Percentage of saturation errors per profile



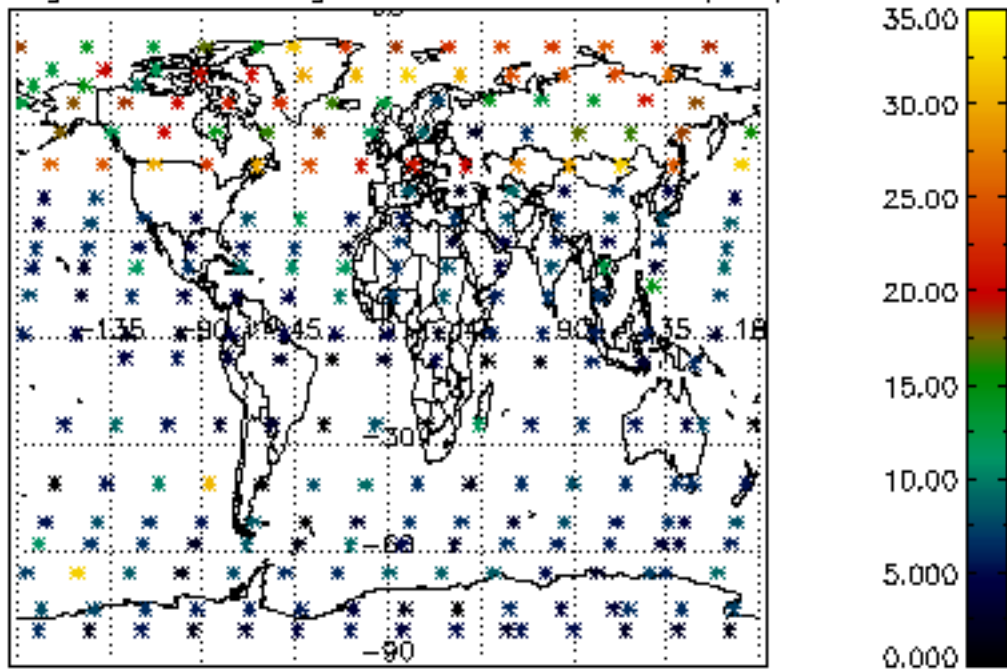
Percentage of cosmic ray hits per profile



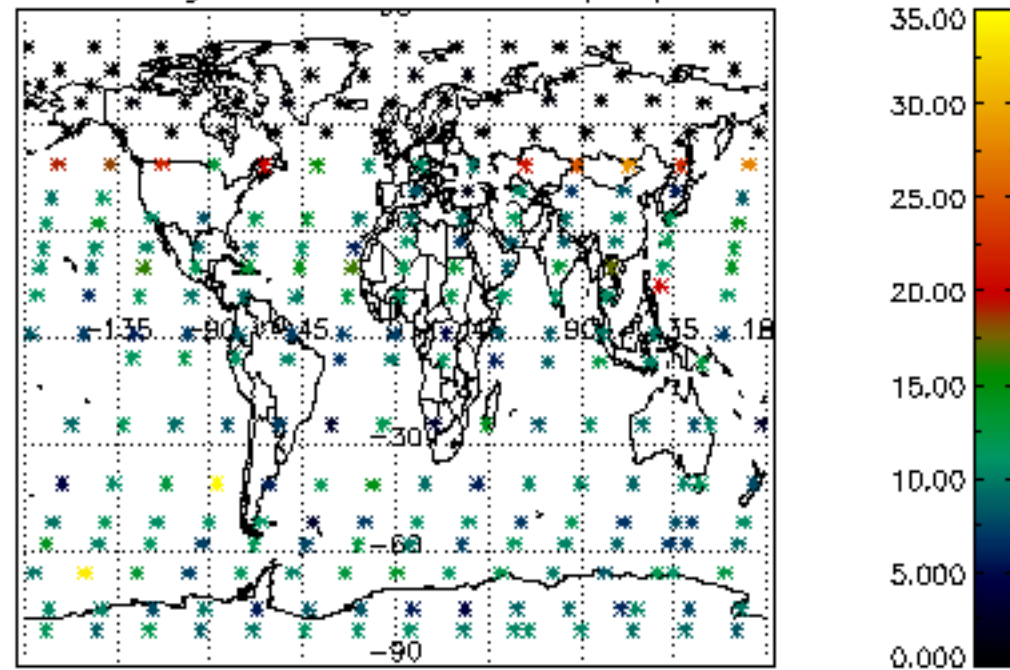
Percentage of datation errors per profile

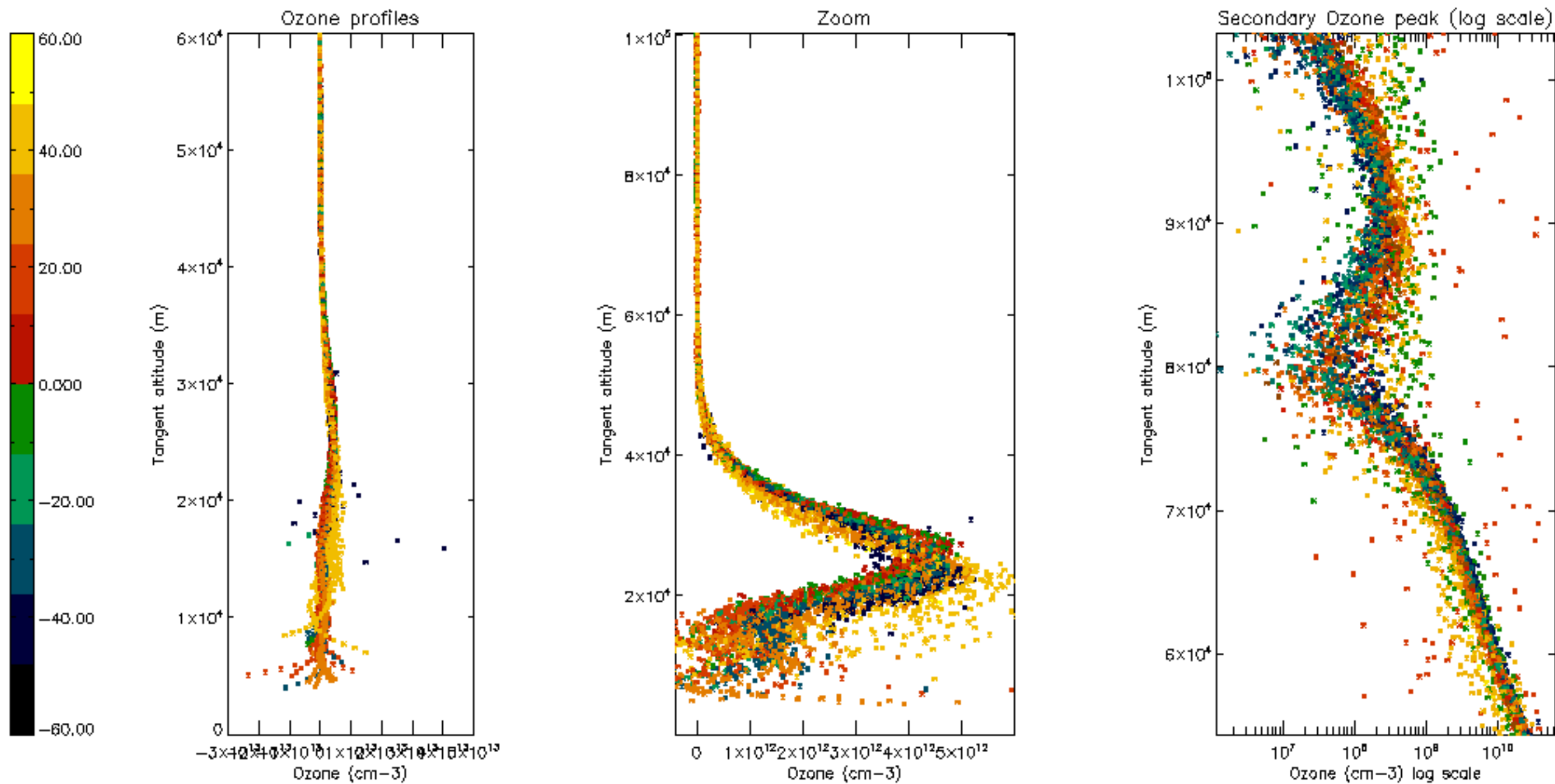


Percentage of star falling outside central band per profile

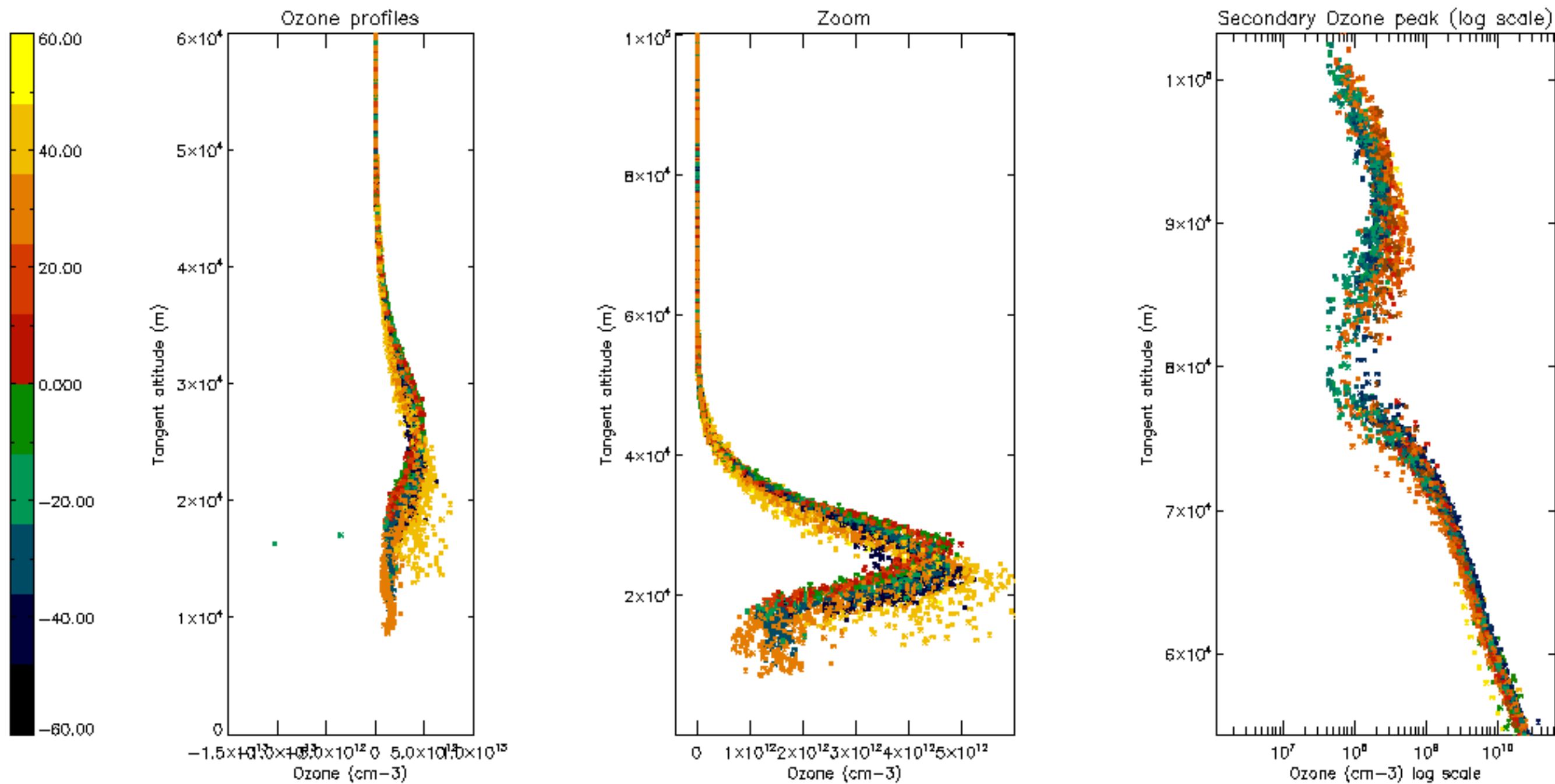


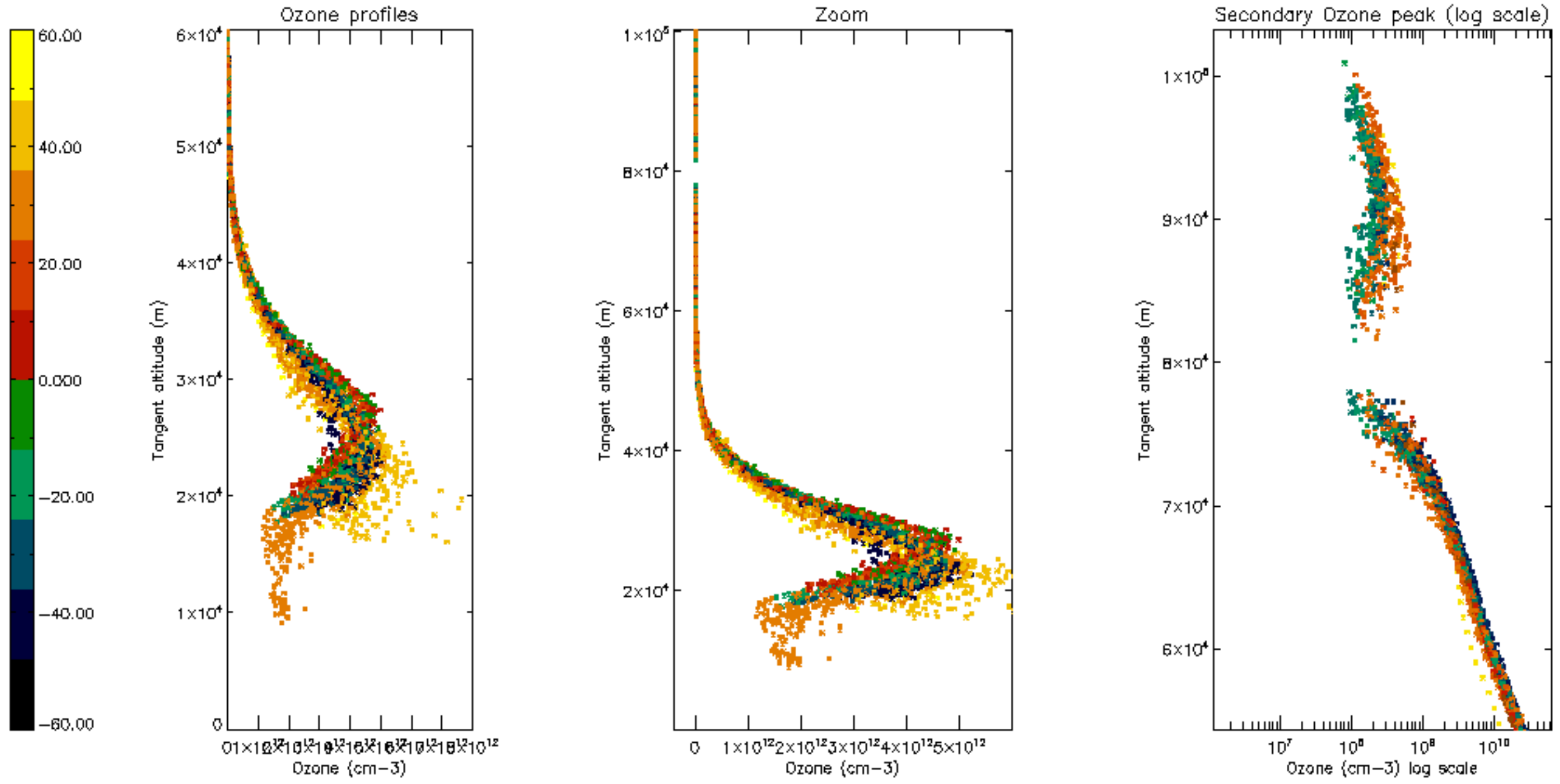
Percentage of saturation errors per profile

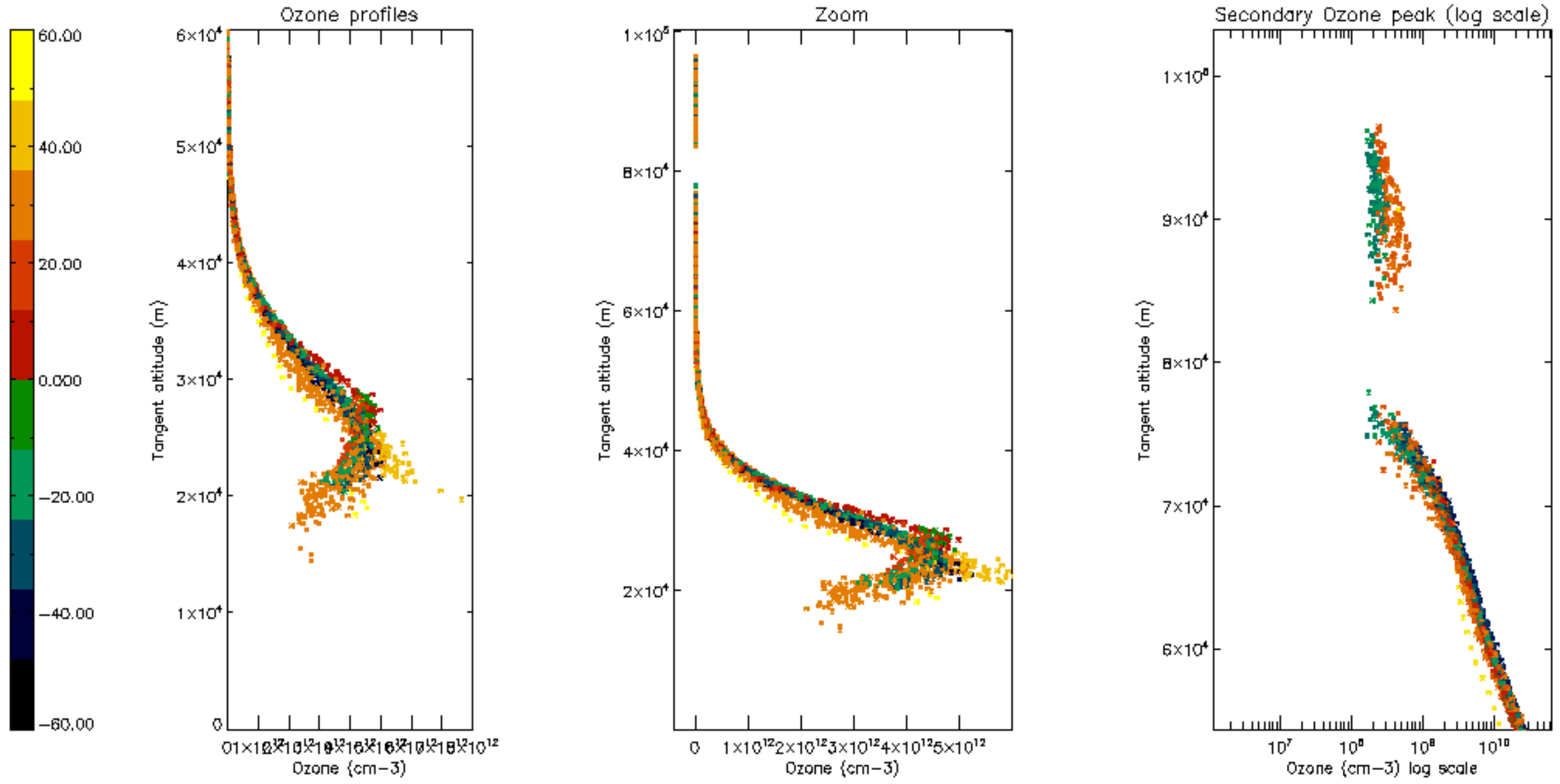




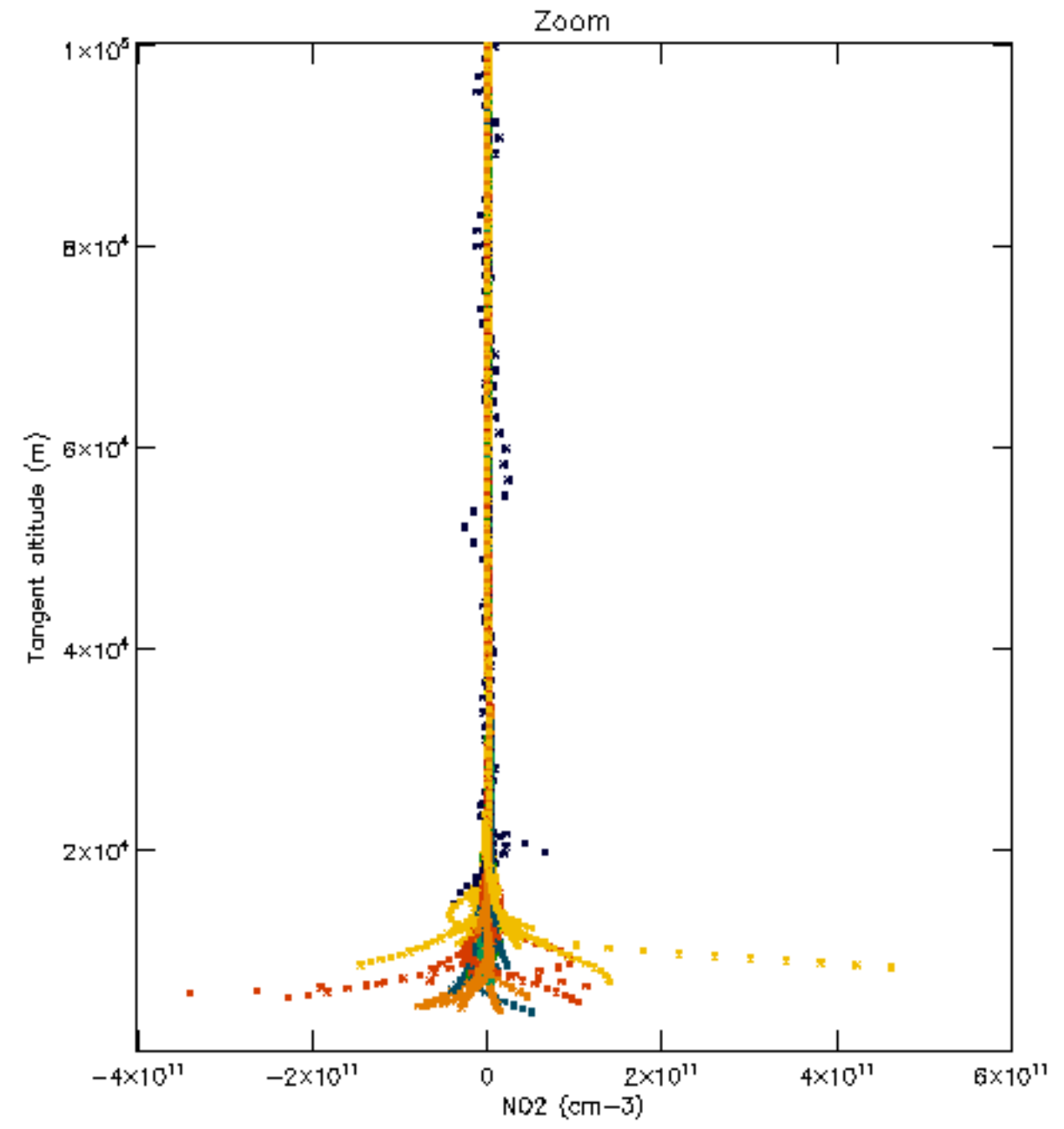
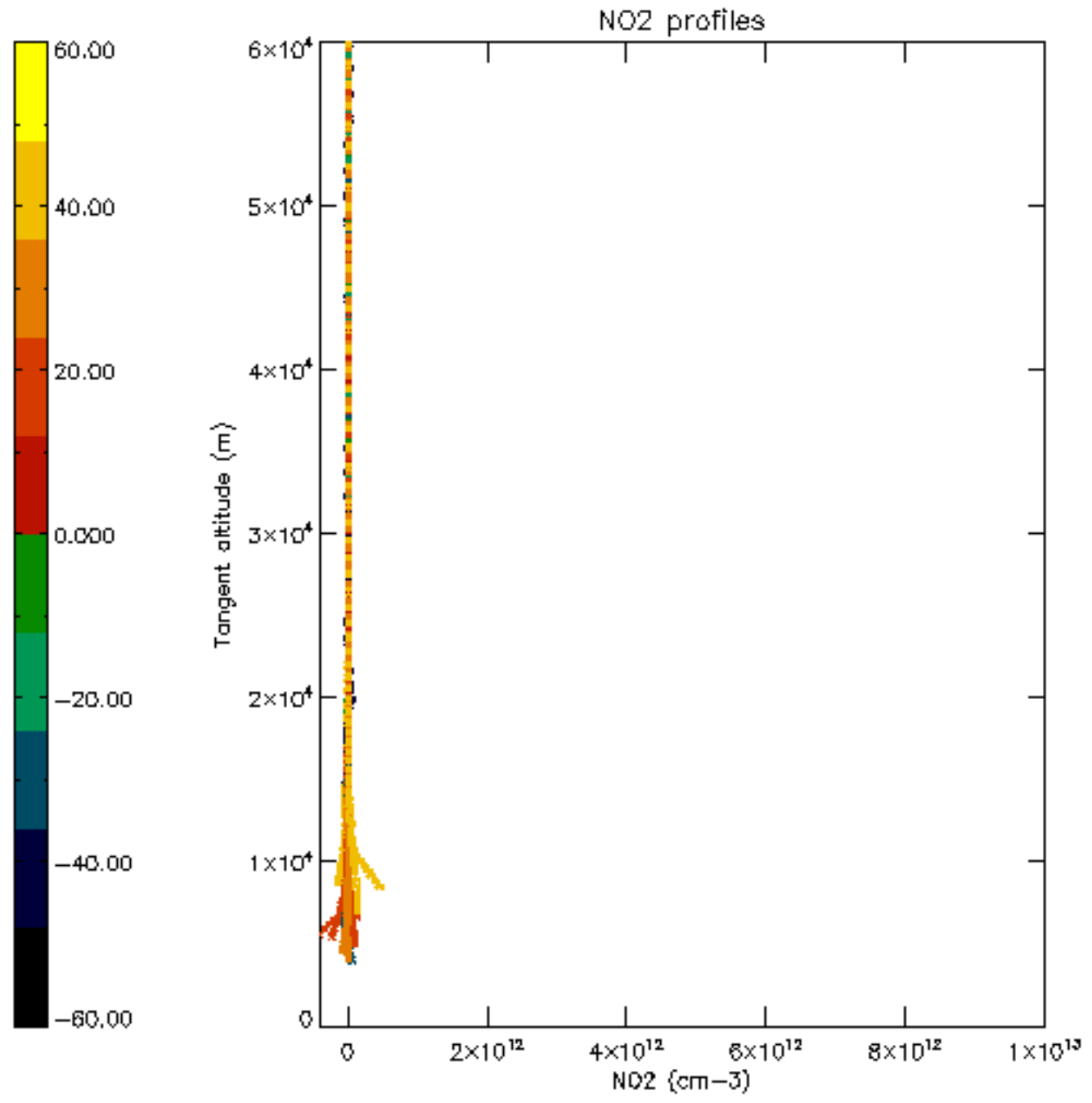


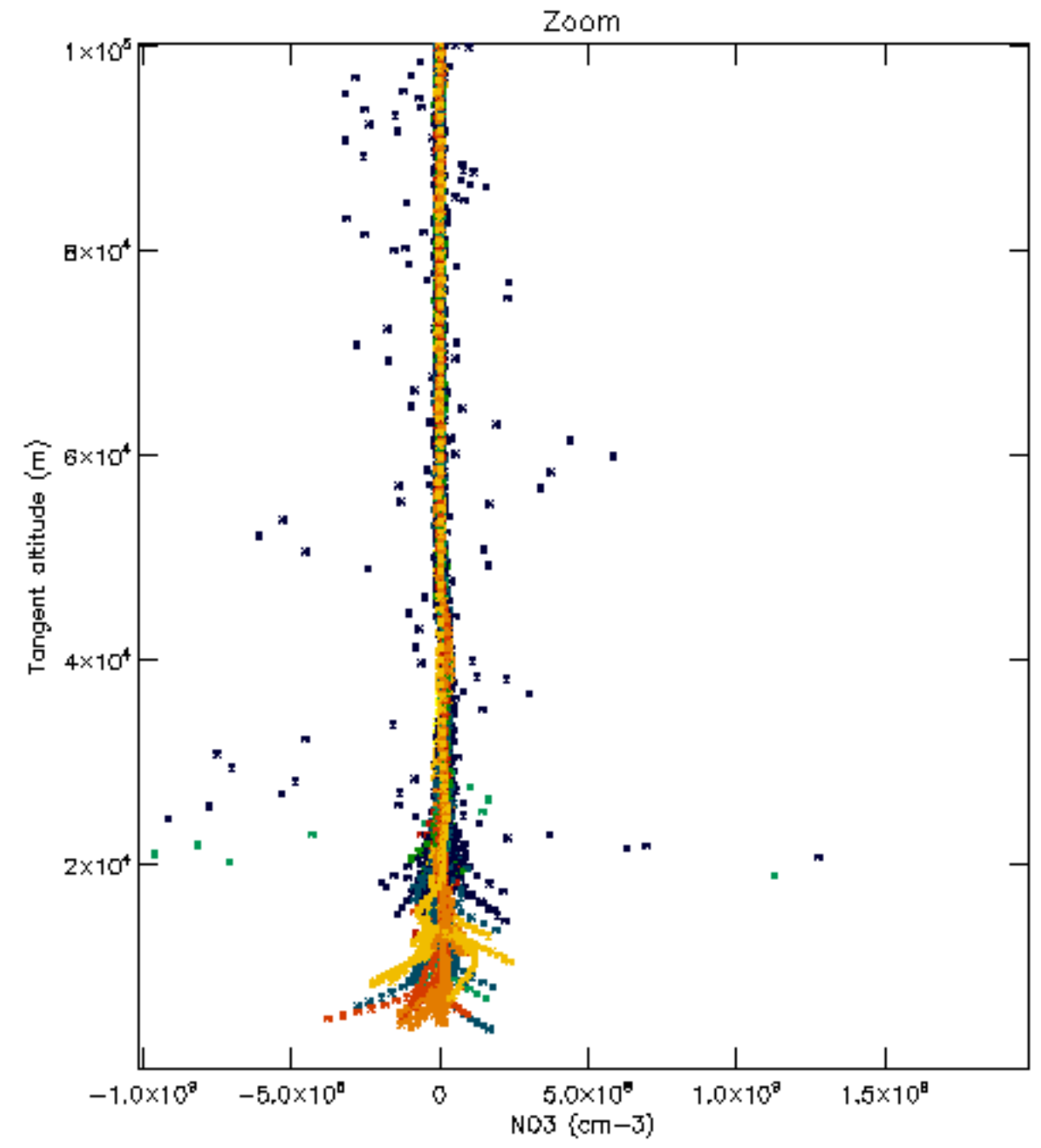
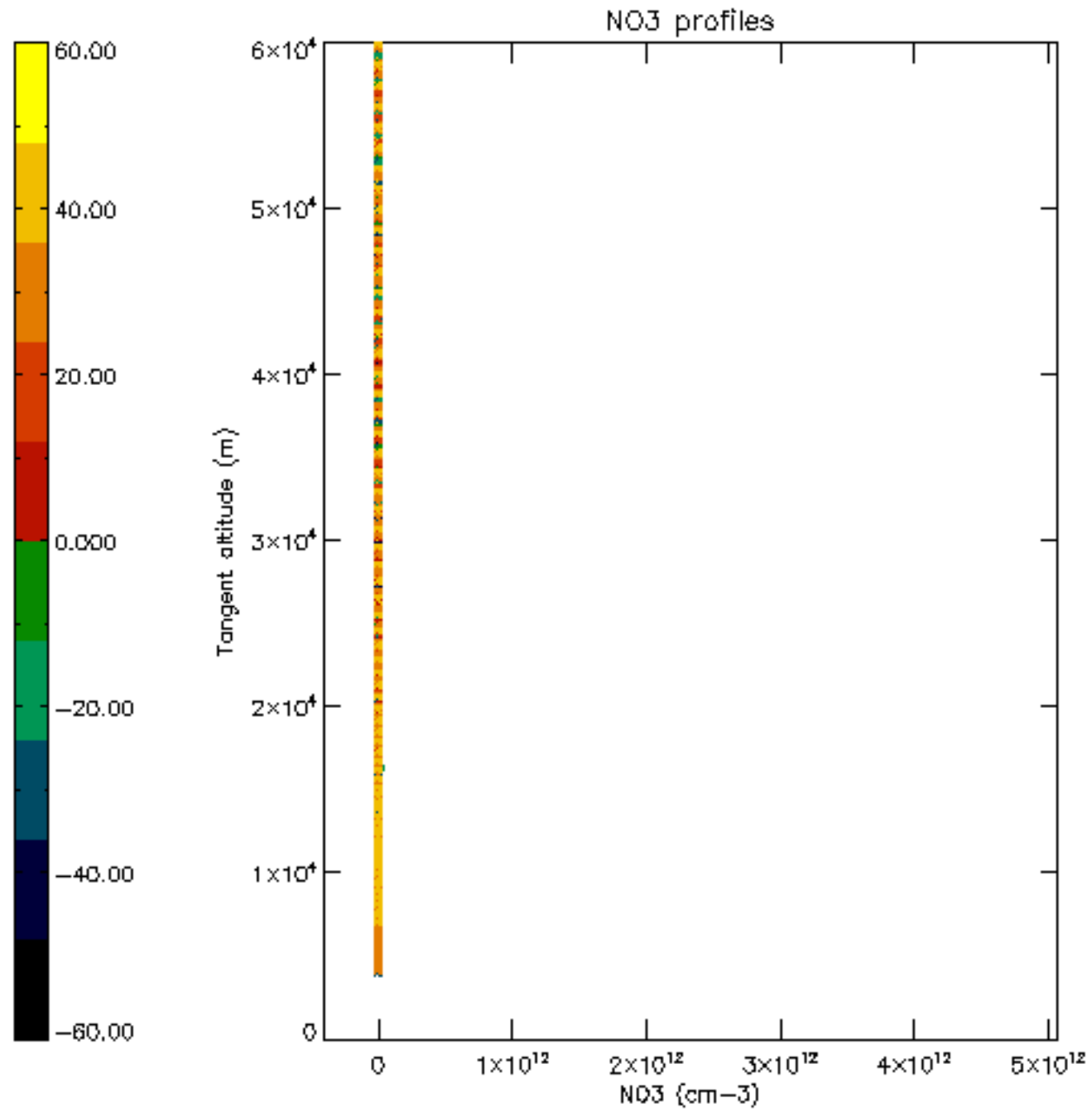


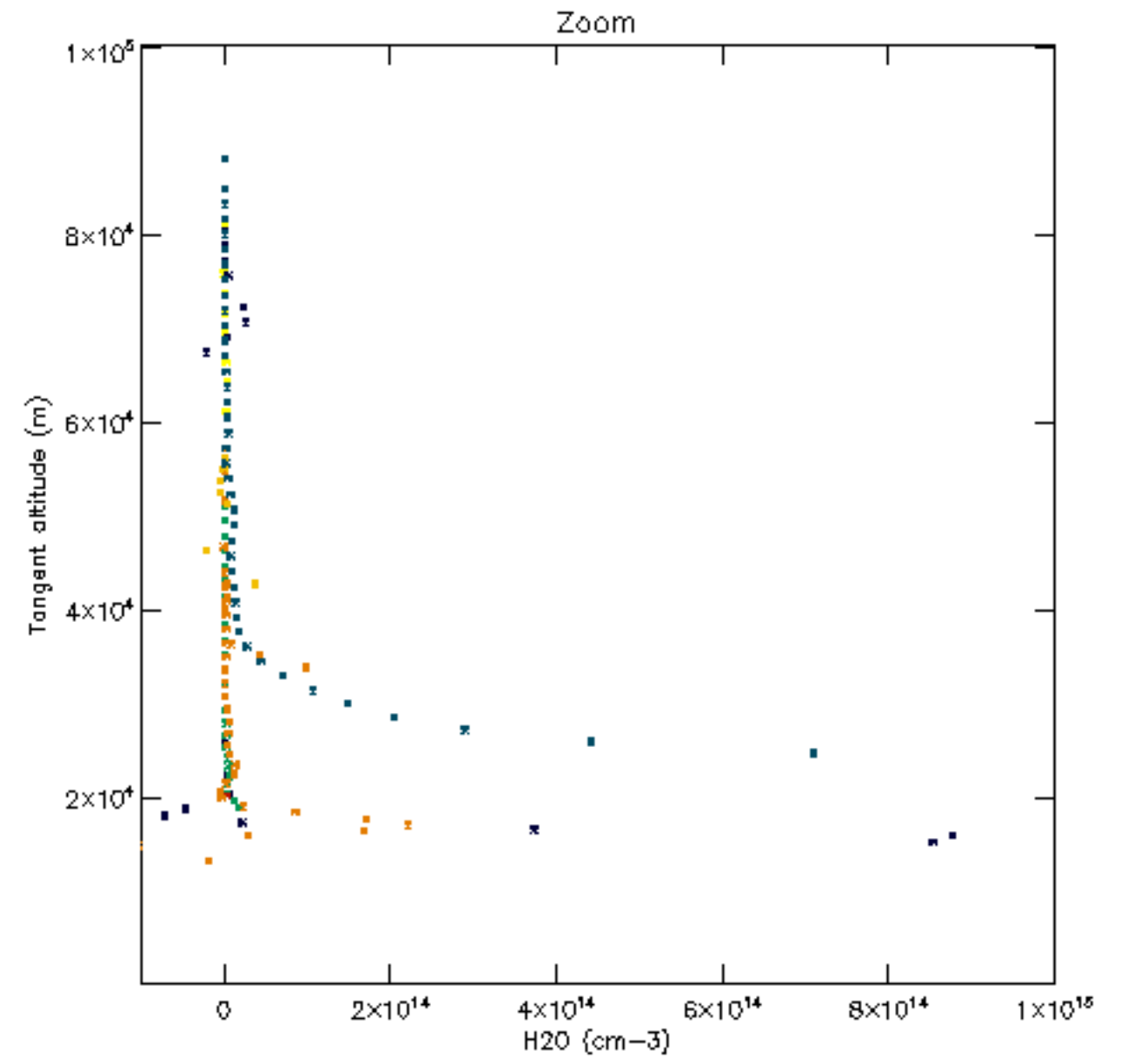
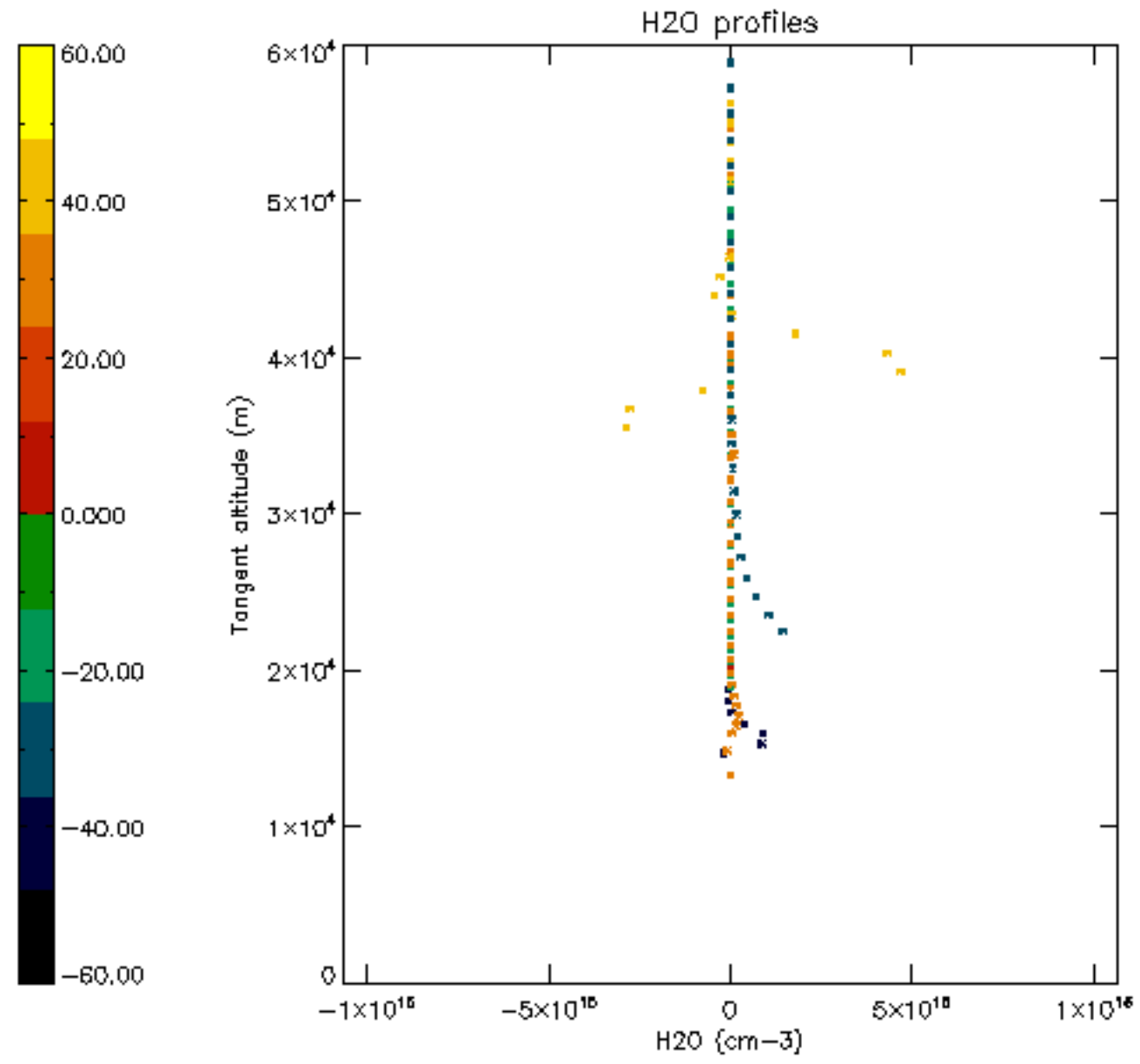




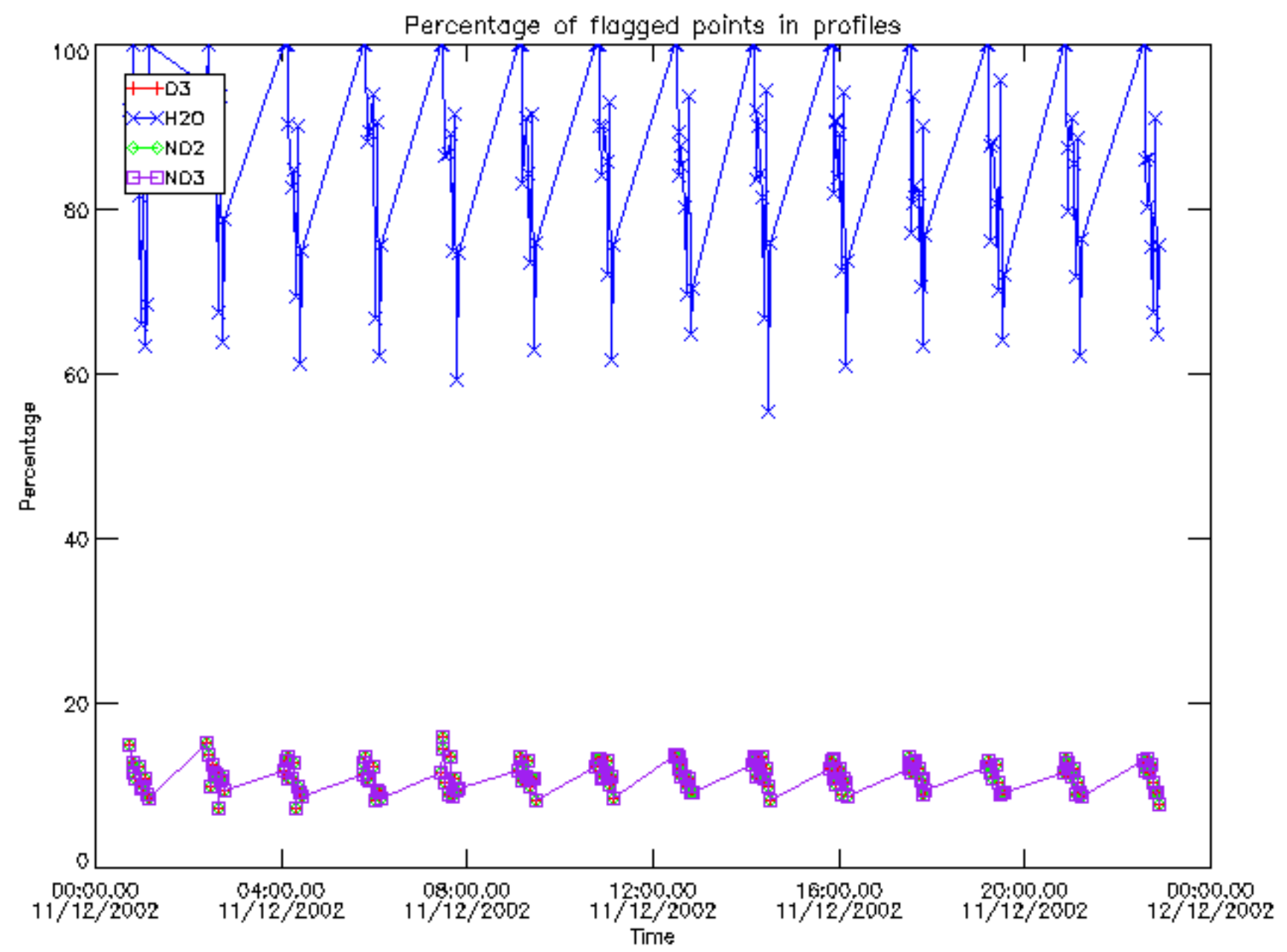




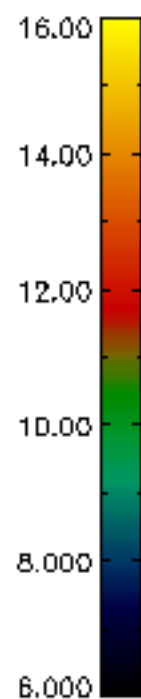
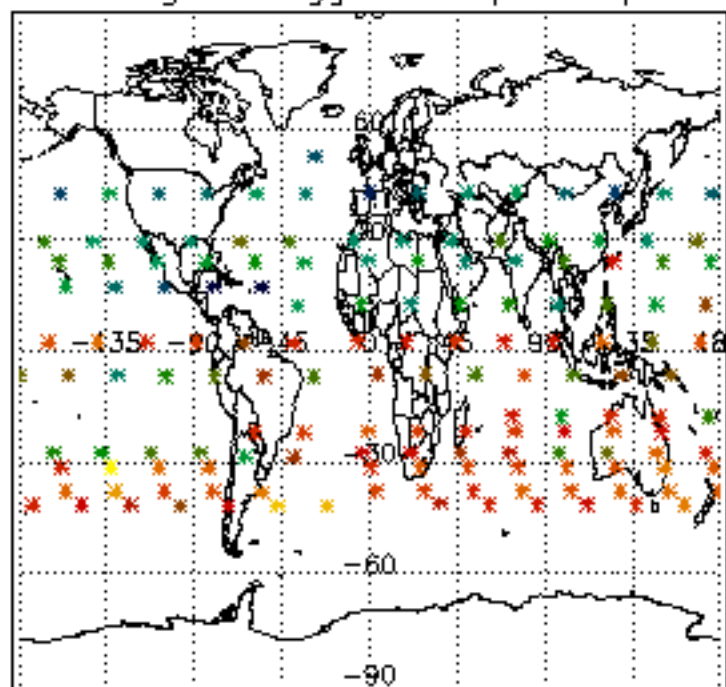




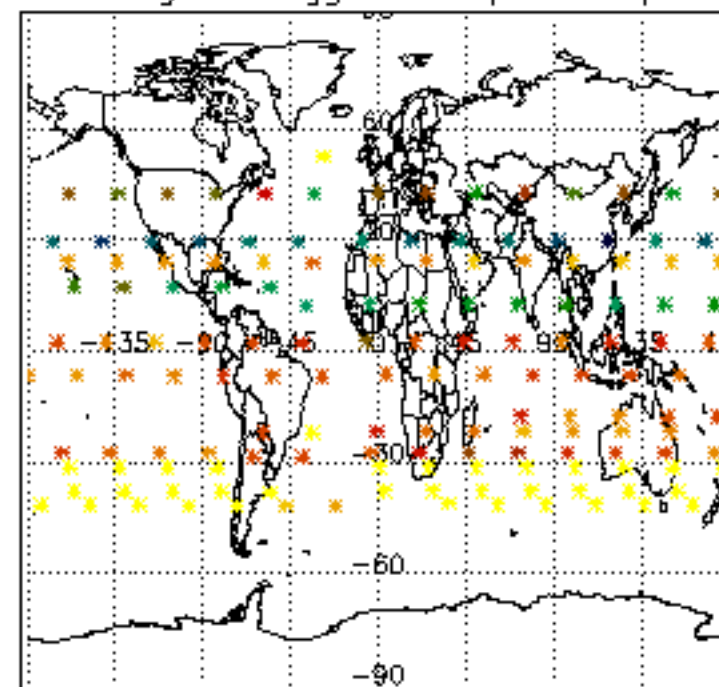




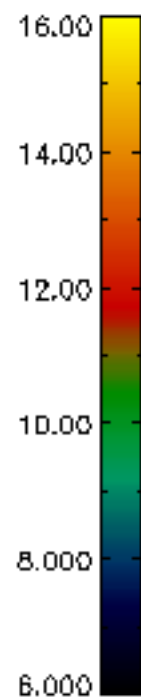
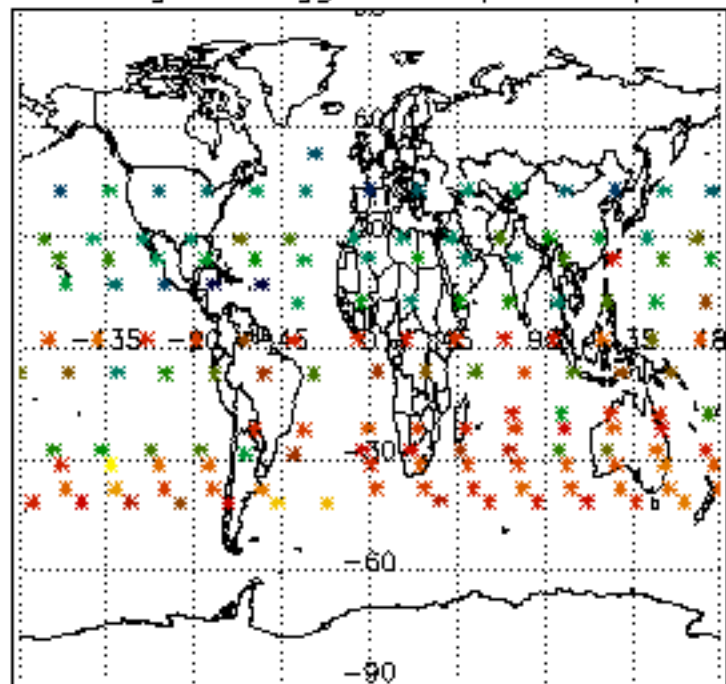
Percentage of flagged data per D3 profile



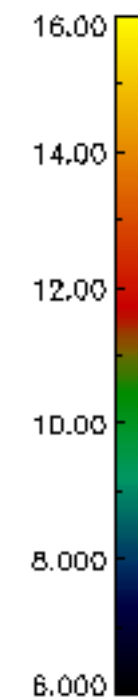
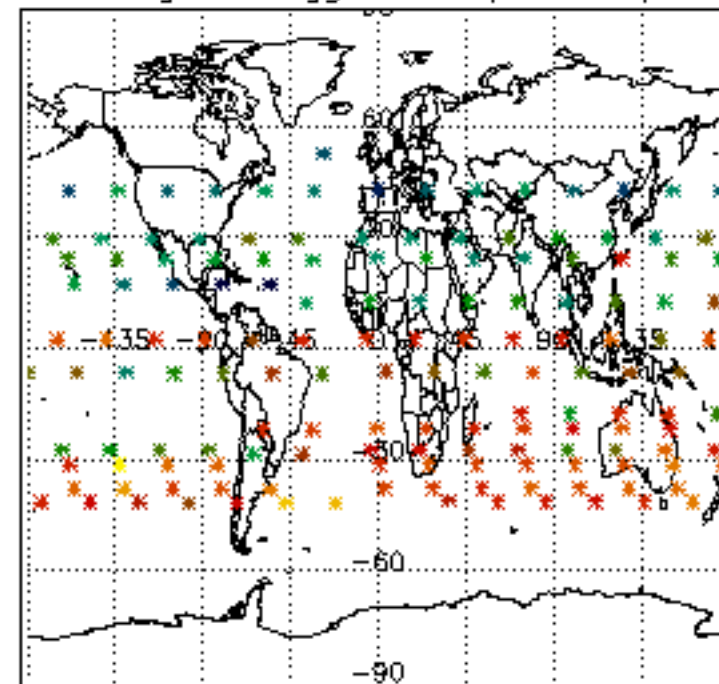
Percentage of flagged data per H2O profile

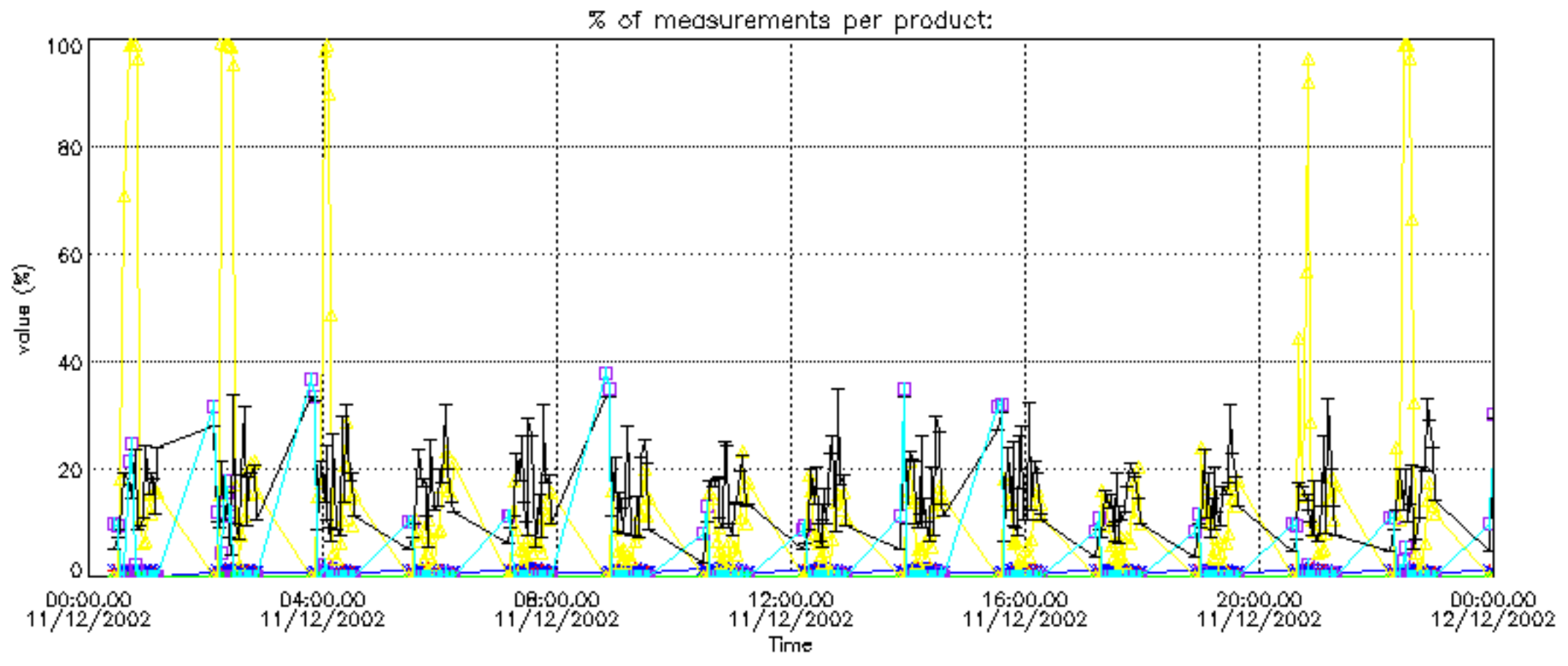


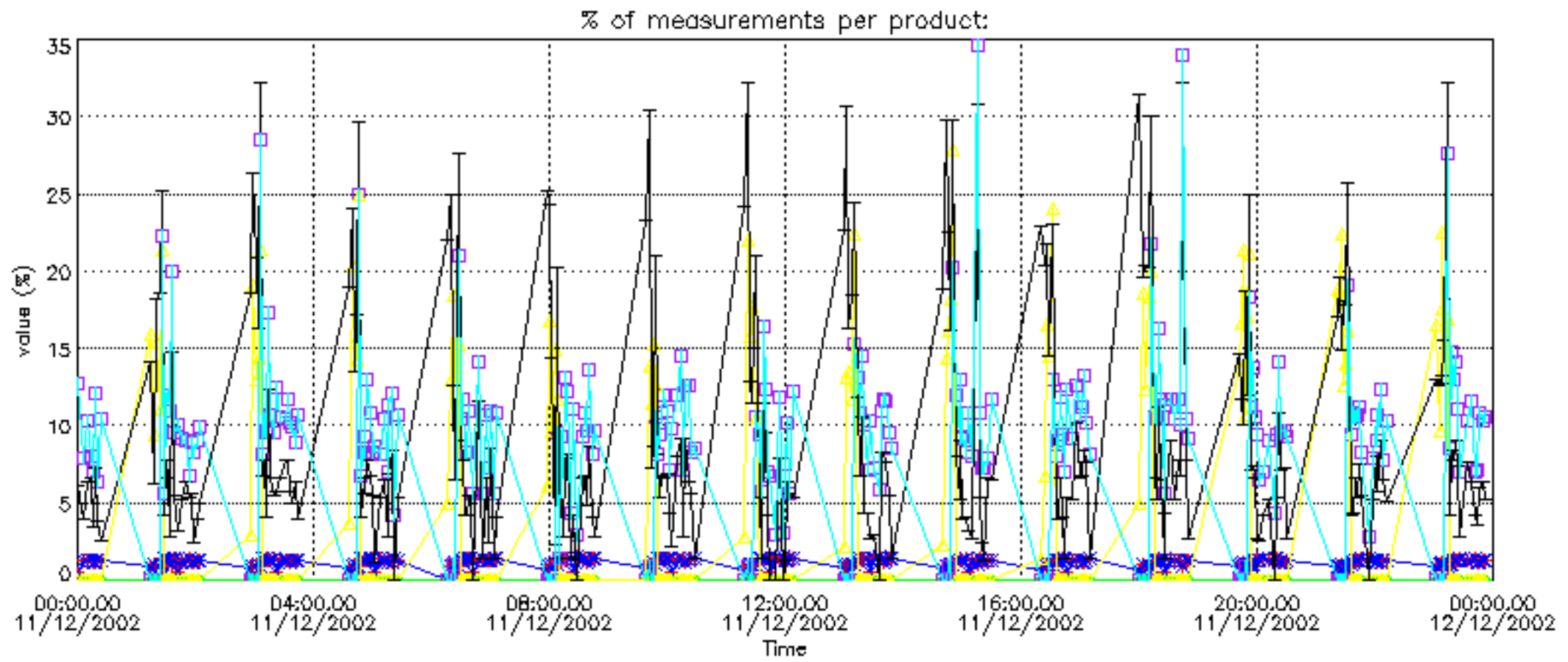
Percentage of flagged data per NO2 profile



Percentage of flagged data per NO3 profile

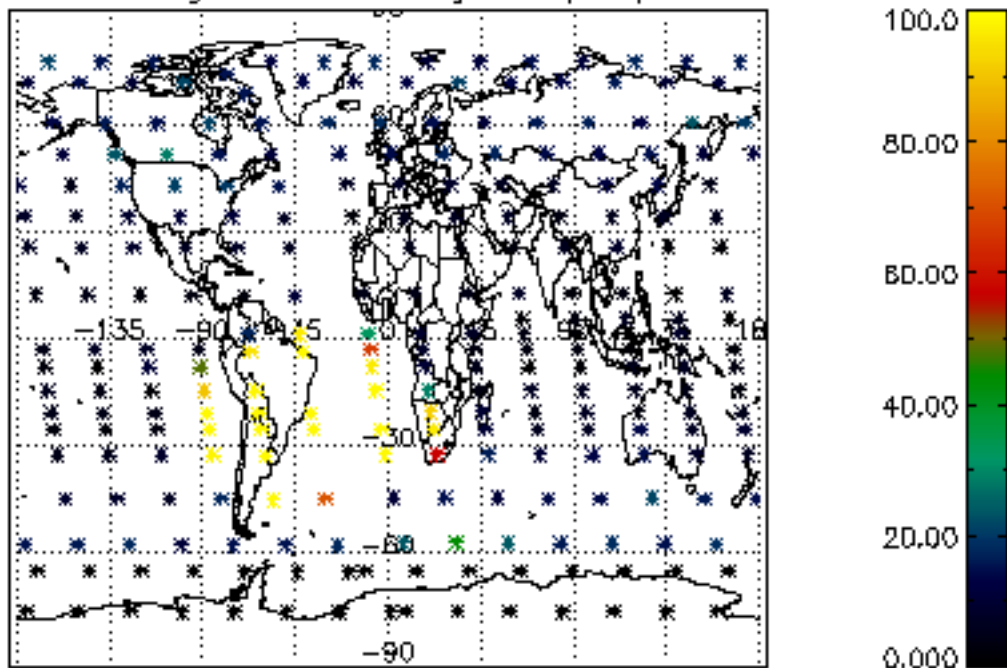




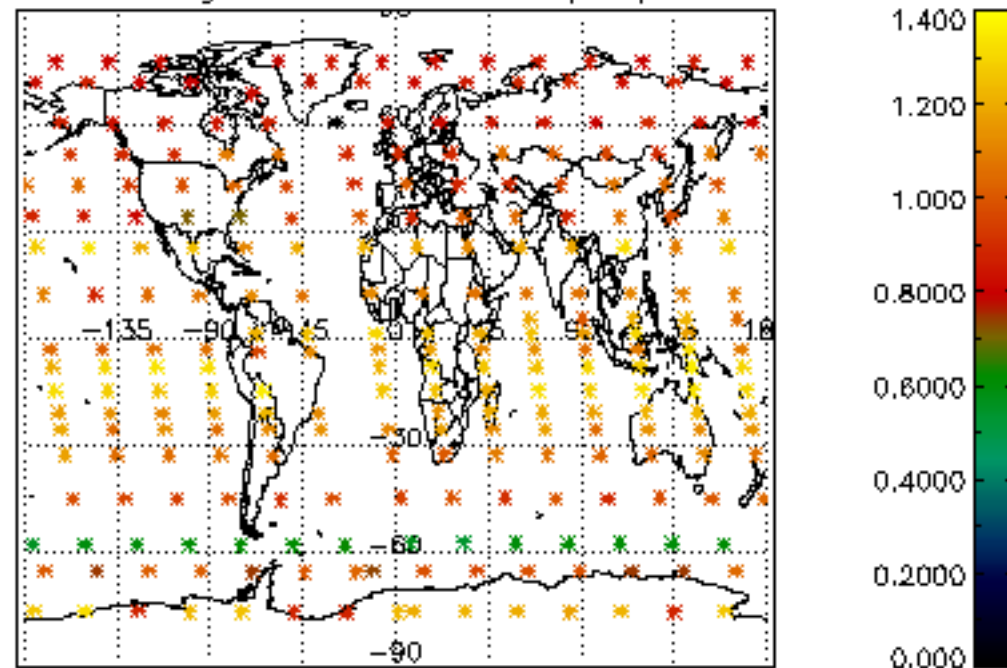




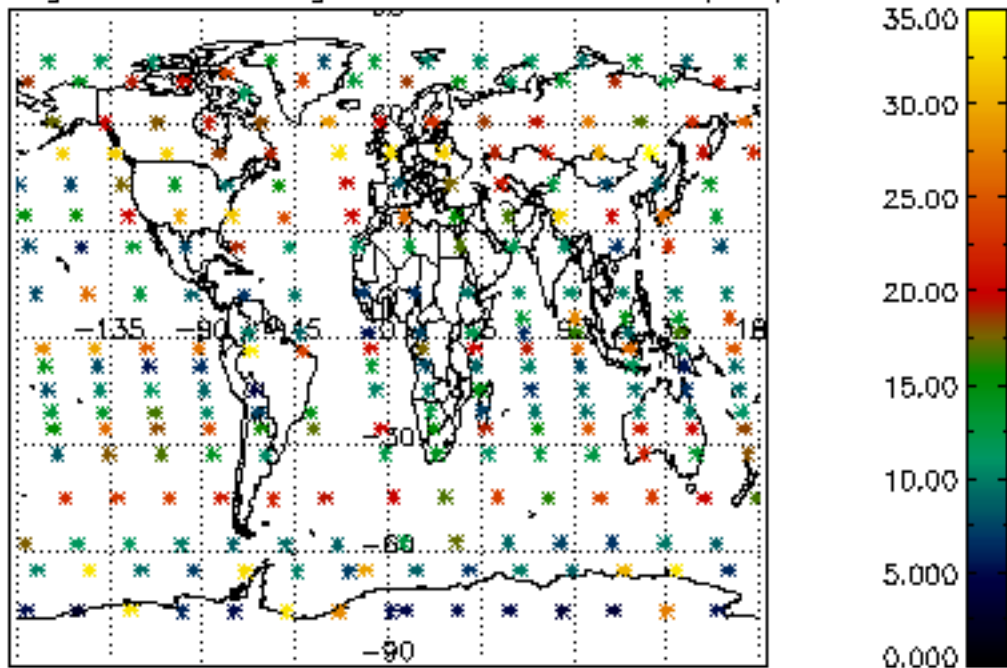
Percentage of cosmic ray hits per profile



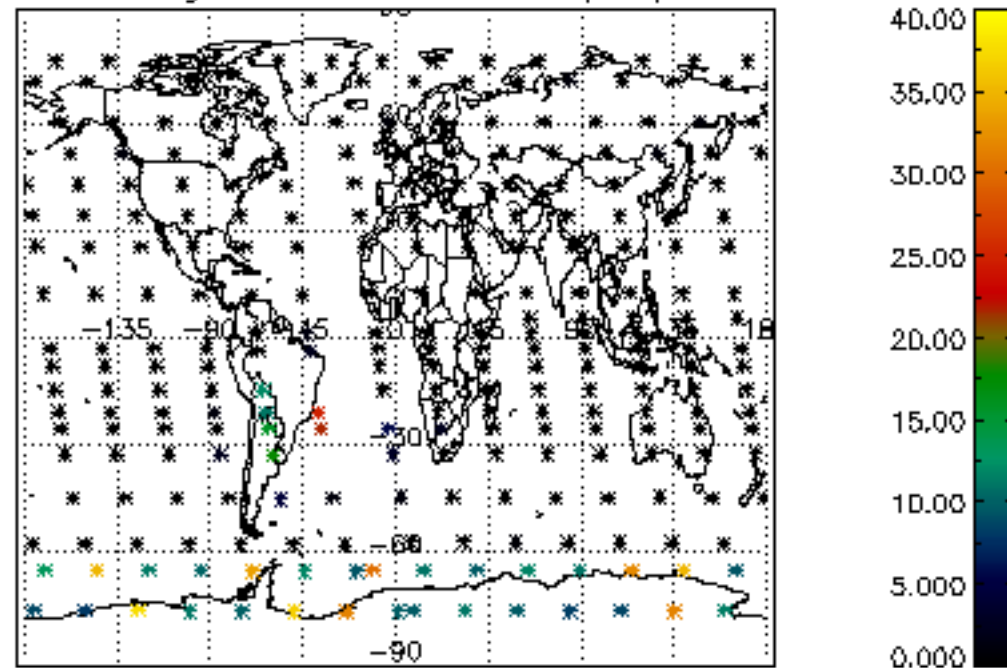
Percentage of datation errors per profile



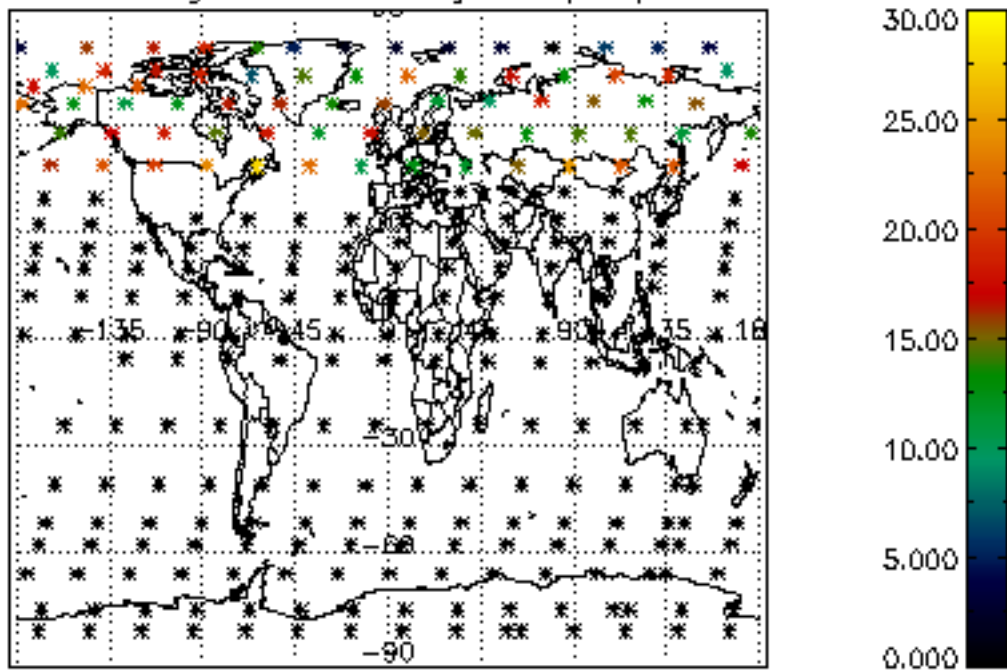
Percentage of star falling outside central band per profile



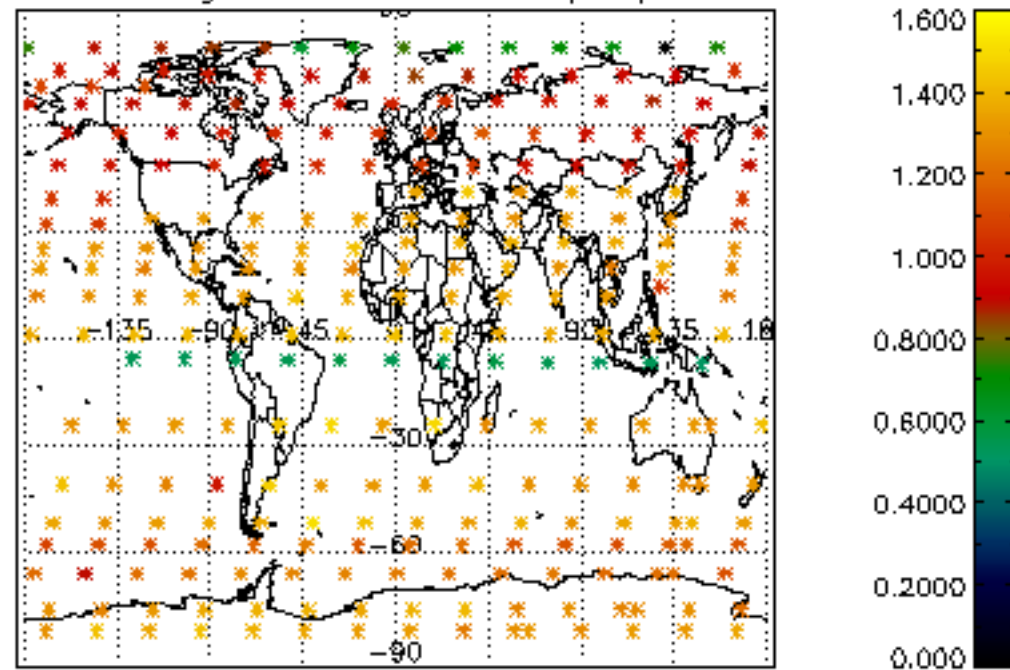
Percentage of saturation errors per profile



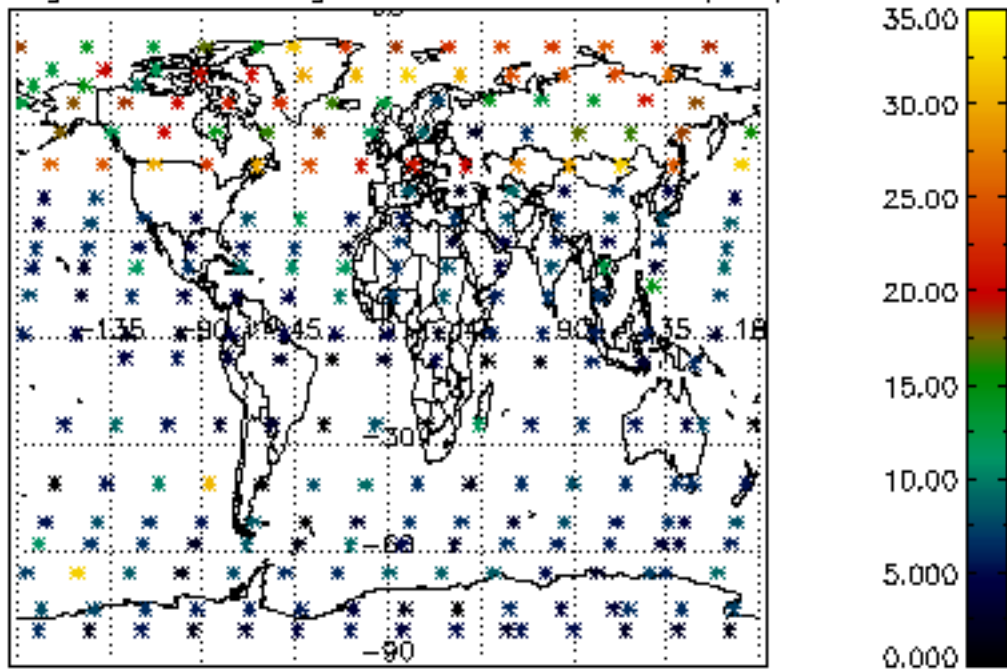
Percentage of cosmic ray hits per profile



Percentage of datation errors per profile



Percentage of star falling outside central band per profile



Percentage of saturation errors per profile

