

# GOMOS Level 2 Daily Report

## SUMMARY

### [1. General Info](#)

### [2. Summary of processed GOM\\_NL\\_2P products](#)

### [3. Level 2 Quality information per product](#)

#### [3.1 Plot of level 2 quality information per product \(time dependant\)](#)

#### [3.2 Plot of level 2 quality information per product \(world map\)](#)

### [4. Level 1 Quality information per product \(stored on level 2 products\)](#)

#### [4.1 Plot of level 1 quality information per product \(time dependant\)](#)

##### [4.1.1 Plot of level 1 quality information per product \(time dependant\): ASCENDING](#)

##### [4.1.2 Plot of level 1 quality information per product \(time dependant\): DESCENDING](#)

#### [4.2 Plot of level 1 quality information per product \(world map\)](#)

##### [4.2.1 Plot of level 1 quality information per product \(world map\): ASCENDING](#)

##### [4.2.2 Plot of level 1 quality information per product \(world map\): DESCENDING](#)

### [5. Ozone profiles based on quality statistics and other trace gas profiles](#)

#### [5.1 Ozone statistics based on quality of products](#)

#### [5.2 Plot ozone profiles for all STD \(dark without errors\)](#)

#### [5.3 Plot ozone profiles where STD < 20% \(dark without errors\)](#)

#### [5.4. Plot ozone profiles where STD < 10% \(dark without errors\)](#)

#### [5.5. Plot ozone profiles where STD < 5% \(dark without errors\)](#)

#### [5.6 Plot NO2 profiles for all STD \(dark without errors\)](#)

#### [5.7 Plot NO3 profiles for all STD \(dark without errors\)](#)

#### [5.8 Plot H2O profiles \(only for occultations of stars 1,2,3,4,13,14,16,26,63 dark without errors\) for all STD](#)

### [6. Auxiliary Data Files used for the production reported in section 2](#)

This report presents the daily analysis on parameters extracted from GOMOS level 2 data (GOM\_NL\_\_2P). It is intended to monitor some important parameters that will impact the quality of these products. A list of level 2 products (and content) that have arrived during the reporting day to the PCF is also given.

Item	Value
Time of report generation	17APR2013 20:59:31
Data source version	GOMOS/6.01
Start time of products	06-12-2002 (06DEC2002 00:00:00)
Stop time of products	07-12-2002 (07DEC2002 00:00:00)
Store outputs in DB	Yes
Nb of level 2 prods	456
Nb of prods with errors	4

## 2. Summary of processed GOM\_NL\_\_2P products.

Nr	Filename	UTC Start time	Limb	Duration	Star Id	Star Name	Star Mag	Star Temp	Nb Meas	Orbit	Prod. error
1	GOM_NL__2PRFIN20021206_000133_000000382011_00445_04006_2017.N1	06-DEC-2002 00:01:33	Dark	38.000	95	Zet Cen	2.5450	26000.	76	4006	No
2	GOM_NL__2PRFIN20021206_000324_000000382011_00445_04006_2018.N1	06-DEC-2002 00:03:24	Dark	38.000	77	Eps Cen	2.3030	28000.	76	4006	No
3	GOM_NL__2PRFIN20021206_000448_000000492011_00445_04006_2019.N1	06-DEC-2002 00:04:48	Dark	48.500	4	Alp1Cen	-0.010000	5800.0	97	4006	No
4	GOM_NL__2PRFIN20021206_000626_000000392011_00446_04007_9690.N1	06-DEC-2002 00:06:26	Dark	39.000	129	Del Cru	2.7930	26000.	78	4007	No
5	GOM_NL__2PRFIN20021206_000819_000000492011_00446_04007_9691.N1	06-DEC-2002 00:08:19	Dark	48.500	113	Mu Vel	2.6920	5000.0	97	4007	No
6	GOM_NL__2PRFIN20021206_001239_000000402011_00446_04007_9692.N1	06-DEC-2002 00:12:39	Dark	40.000	29	Bet Car	1.6720	10200.	80	4007	No
7	GOM_NL__2PRFIN20021206_001446_000000512011_00446_04007_9693.N1	06-DEC-2002 00:14:46	Dark	51.000	41	Eps Car	1.8600	4100.0	102	4007	No
8	GOM_NL__2PRFIN20021206_001702_000000522011_00446_04007_9694.N1	06-DEC-2002 00:17:02	Dark	52.000	34	Gam2Vel	1.7930	23000.	104	4007	No
9	GOM_NL__2PRFIN20021206_002000_000000512011_00446_04007_9695.N1	06-DEC-2002 00:20:00	Dark	50.500	2	Alp Car	-0.73600	7000.0	101	4007	No
10	GOM_NL__2PRFIN20021206_002213_000000612011_00446_04007_9696.N1	06-DEC-2002 00:22:13	Dark	60.500	117	Pi Pup	2.7060	3800.0	121	4007	No
11	GOM_NL__2PRFIN20021206_002441_000000662011_00446_04007_9697.N1	06-DEC-2002 00:24:41	Dark	66.000	88	31Eta CMa	2.4480	20000.	132	4007	No
12	GOM_NL__2PRFIN20021206_002633_000000712011_00446_04007_9698.N1	06-DEC-2002 00:26:33	Straylight	70.500	37	25Del CMa	1.8300	5900.0	141	4007	No
13	GOM_NL__2PRFIN20021206_003115_000000542011_00446_04007_9699.N1	06-DEC-2002 00:31:15	Straylight	54.000	47	2Bet CMa	1.9760	28000.	108	4007	No
14	GOM_NL__2PRFIN20021206_003442_000000512011_00446_04007_9700.N1	06-DEC-2002 00:34:42	Straylight	51.000	56	53Kap Ori	2.0650	30000.	102	4007	No
15	GOM_NL__2PRFIN20021206_003738_000000612011_00446_04007_9701.N1	06-DEC-2002 00:37:38	Straylight	60.500	33	50Zet Ori	1.7660	30000.	121	4007	No
16	GOM_NL__2PRFIN20021206_004025_000000572011_00446_04007_9702.N1	06-DEC-2002 00:40:25	Twilight	56.500	27	24Gam Ori	1.6360	26000.	113	4007	No
17	GOM_NL__2PRFIN20021206_004251_000000592011_00446_04007_9703.N1	06-DEC-2002 00:42:51	Bright	59.000	13	87Alp Tau	0.86700	3800.0	118	4007	No
18	GOM_NL__2PRFIN20021206_004512_000000402011_00446_04007_9704.N1	06-DEC-2002 00:45:12	Bright	40.000	50	13Alp Ari	2.0070	4250.0	80	4007	No
19	GOM_NL__2PRFIN20021206_004658_000000382011_00446_04007_9705.N1	06-DEC-2002 00:46:58	Bright	37.500	150	44Zet Per	2.8900	28000.	75	4007	No
20	GOM_NL__2PRFIN20021206_004923_000000382011_00446_04007_9706.N1	06-DEC-2002 00:49:23	Bright	37.500	79	26Bet Per	2.3100	13100.	75	4007	No
21	GOM_NL__2PRFIN20021206_005126_000000372011_00446_04007_9707.N1	06-DEC-2002 00:51:26	Bright	37.000	175	39Del Per	3.0100	19400.	74	4007	No
22	GOM_NL__2PRFIN20021206_005255_000000372011_00446_04007_9708.N1	06-DEC-2002 00:52:55	Bright	36.500	160	23Gam Per	2.9300	4700.0	73	4007	No
23	GOM_NL__2PRFIN20021206_005533_000000362011_00446_04007_9709.N1	06-DEC-2002 00:55:33	Bright	36.000	110	37Del Cas	2.6780	8900.0	72	4007	No
24	GOM_NL__2PRFIN20021206_005656_000000392011_00446_04007_9710.N1	06-DEC-2002 00:56:56	Bright	39.000	74	11Bet Cas	2.2680	6600.0	78	4007	No
25	GOM_NL__2PRFIN20021206_010300_000000382011_00446_04007_9711.N1	06-DEC-2002 01:03:00	Bright	37.500	49	1Alp UMi	1.9900	6300.0	75	4007	No
26	GOM_NL__2PRFIN20021206_010742_000000372011_00446_04007_9712.N1	06-DEC-2002 01:07:42	Bright	36.500	60	7Bet UMi	2.0810	3950.0	73	4007	No
27	GOM_NL__2PRFIN20021206_010914_000000472011_00446_04007_9713.N1	06-DEC-2002 01:09:14	Bright	47.000	36	50Alp UMa	1.8000	6300.0	94	4007	No
28	GOM_NL__2PRFIN20021206_011048_000000492011_00446_04007_9714.N1	06-DEC-2002 01:10:48	Bright	48.500	82	48Bet UMa	2.3650	10600.	97	4007	No
29	GOM_NL__2PRFIN20021206_011246_000000422011_00446_04007_9715.N1	06-DEC-2002 01:12:46	Bright	42.000	32	77Eps UMa	1.7630	11000.	84	4007	No
30	GOM_NL__2PRFIN20021206_011459_000000402011_00446_04007_9716.N1	06-DEC-2002 01:14:59	Bright	39.500	39	85Eta UMa	1.8540	24000.	79	4007	No
31	GOM_NL__2PRFIN20021206_011801_000000372011_00446_04007_9717.N1	06-DEC-2002 01:18:01	Bright	36.500	180	27Gam Boo	3.0400	8000.0	73	4007	No
32	GOM_NL__2PRFIN20021206_012104_000000362011_00446_04007_9718.N1	06-DEC-2002 01:21:04	Bright	35.500	83		2.3780	11000.	71	4007	No
33	GOM_NL__2PRFIN20021206_012408_000000492011_00446_04007_9719.N1	06-DEC-2002 01:24:08	Bright	49.000	111	8Eta Boo	2.6800	6000.0	98	4007	No
34	GOM_NL__2PRFIN20021206_012809_000000922011_00446_04007_9720.N1	06-DEC-2002 01:28:09	Twilight	91.500	96	68Del Leo	2.5600	9300.0	183	4007	No
35	GOM_NL__2PRFIN20021206_013203_000000532011_00446_04007_9721.N1	06-DEC-2002 01:32:03	Bright	52.500	121	29Gam Vir	2.7400	7200.0	105	4007	No
36	GOM_NL__2PRFIN20021206_013657_000000532011_00446_04007_9722.N1	06-DEC-2002 01:36:57	Twilight	52.500	163	7Del Crv	2.9450	11000.	105	4007	No
37	GOM_NL__2PRFIN20021206_013831_000000502011_00446_04007_9723.N1	06-DEC-2002 01:38:31	Dark	50.000	106	9Bet Crv	2.6480	5600.0	100	4007	No
38	GOM_NL__2PRFIN20021206_014010_000000402011_00446_04007_9724.N1	06-DEC-2002 01:40:10	Dark	39.500	123	1ot Cen	2.7500	10200.	79	4007	No
39	GOM_NL__2PRFIN20021206_014209_000000412011_00446_04007_9725.N1	06-DEC-2002 01:42:09	Dark	40.500	95	Zet Cen	2.5450	26000.	81	4007	No
40	GOM_NL__2PRFIN20021206_014400_000000392011_00446_04007_9726.N1	06-DEC-2002 01:44:00	Dark	38.500	77	Eps Cen	2.3030	28000.	77	4007	No
41	GOM_NL__2PRFIN20021206_014524_000000412011_00446_04007_9727.N1	06-DEC-2002 01:45:24	Dark	40.500	4	Alp1Cen	-0.010000	5800.0	81	4007	No
42	GOM_NL__2PRFIN20021206_014703_000000392011_00447_04008_9724.N1	06-DEC-2002 01:47:03	Dark	38.500	129	Del Cru	2.7930	26000.	77	4008	No

43	GOM_NL__2PRFIN20021206_014858_000000462011_00447_04008_9725.N1	06-DEC-2002 01:48:58	Dark	46.000	113	Mu Vel	2.6920	5000.0	92	4008	No
44	GOM_NL__2PRFIN20021206_015315_000000412011_00447_04008_9726.N1	06-DEC-2002 01:53:15	Dark	40.500	29	Bet Car	1.6720	10200.	81	4008	No
45	GOM_NL__2PRFIN20021206_015523_000000452011_00447_04008_9727.N1	06-DEC-2002 01:55:23	Dark	44.500	41	Eps Car	1.8600	4100.0	89	4008	No
46	GOM_NL__2PRFIN20021206_015739_000000522011_00447_04008_9728.N1	06-DEC-2002 01:57:39	Dark	51.500	34	Gam2Vel	1.7930	23000.	103	4008	No
47	GOM_NL__2PRFIN20021206_020037_000000482011_00447_04008_9729.N1	06-DEC-2002 02:00:37	Dark	48.000	2	Alp Car	-0.73600	7000.0	96	4008	No
48	GOM_NL__2PRFIN20021206_020249_000000622011_00447_04008_9730.N1	06-DEC-2002 02:02:49	Dark	62.000	117	Pi Pup	2.7060	3800.0	124	4008	No
49	GOM_NL__2PRFIN20021206_020517_000000702011_00447_04008_9731.N1	06-DEC-2002 02:05:17	Dark	70.000	88	31Eta CMa	2.4480	20000.	140	4008	No
50	GOM_NL__2PRFIN20021206_020710_000000732011_00447_04008_9732.N1	06-DEC-2002 02:07:10	Straylight	73.000	37	25Del CMa	1.8300	5900.0	146	4008	No
51	GOM_NL__2PRFIN20021206_021151_000000552011_00447_04008_9733.N1	06-DEC-2002 02:11:51	Straylight	55.000	47	2Bet CMa	1.9760	28000.	110	4008	No
52	GOM_NL__2PRFIN20021206_021518_000000492011_00447_04008_9734.N1	06-DEC-2002 02:15:18	Straylight	49.000	56	53Kap Ori	2.0650	30000.	98	4008	No
53	GOM_NL__2PRFIN20021206_021814_000000552011_00447_04008_9735.N1	06-DEC-2002 02:18:14	Straylight	55.000	33	50Zet Ori	1.7660	30000.	110	4008	No
54	GOM_NL__2PRFIN20021206_022101_000000572011_00447_04008_9736.N1	06-DEC-2002 02:21:01	Tw_i_and_stray	56.500	27	24Gam Ori	1.6360	26000.	113	4008	No
55	GOM_NL__2PRFIN20021206_022327_000000592011_00447_04008_9737.N1	06-DEC-2002 02:23:27	Bright	59.000	13	87Alp Tau	0.86700	3800.0	118	4008	No
56	GOM_NL__2PRFIN20021206_022548_000000402011_00447_04008_9738.N1	06-DEC-2002 02:25:48	Bright	39.500	50	13Alp Ari	2.0070	4250.0	79	4008	No
57	GOM_NL__2PRFIN20021206_022733_000000392011_00447_04008_9739.N1	06-DEC-2002 02:27:33	Bright	39.000	150	44Zet Per	2.8900	28000.	78	4008	No
58	GOM_NL__2PRFIN20021206_022959_000000372011_00447_04008_9740.N1	06-DEC-2002 02:29:59	Bright	36.500	79	26Bet Per	2.3100	13100.	73	4008	No
59	GOM_NL__2PRFIN20021206_023202_000000372011_00447_04008_9741.N1	06-DEC-2002 02:32:02	Bright	37.000	175	39Del Per	3.0100	19400.	74	4008	No
60	GOM_NL__2PRFIN20021206_023330_000000372011_00447_04008_9742.N1	06-DEC-2002 02:33:30	Bright	36.500	160	23Gam Per	2.9300	4700.0	73	4008	No
61	GOM_NL__2PRFIN20021206_023609_000000362011_00447_04008_9743.N1	06-DEC-2002 02:36:09	Bright	36.000	110	37Del Cas	2.6780	8900.0	72	4008	No
62	GOM_NL__2PRFIN20021206_023732_000000392011_00447_04008_9744.N1	06-DEC-2002 02:37:32	Bright	38.500	74	11Bet Cas	2.2680	6600.0	77	4008	No
63	GOM_NL__2PRFIN20021206_024335_000000372011_00447_04008_9745.N1	06-DEC-2002 02:43:35	Bright	36.500	49	1Alp UMi	1.9900	6300.0	73	4008	No
64	GOM_NL__2PRFIN20021206_024818_000000402011_00447_04008_9746.N1	06-DEC-2002 02:48:18	Bright	39.500	60	7Bet UMi	2.0810	3950.0	79	4008	No
65	GOM_NL__2PRFIN20021206_024949_000000502011_00447_04008_9747.N1	06-DEC-2002 02:49:49	Bright	49.500	36	50Alp UMa	1.8000	6300.0	99	4008	No
66	GOM_NL__2PRFIN20021206_025123_000000472011_00447_04008_9748.N1	06-DEC-2002 02:51:23	Bright	46.500	82	48Bet UMa	2.3650	10600.	93	4008	No
67	GOM_NL__2PRFIN20021206_025321_000000452011_00447_04008_9749.N1	06-DEC-2002 02:53:21	Bright	45.000	32	77Eps UMa	1.7630	11000.	90	4008	No
68	GOM_NL__2PRFIN20021206_025534_000000412011_00447_04008_9750.N1	06-DEC-2002 02:55:34	Bright	40.500	39	85Eta UMa	1.8540	24000.	81	4008	No
69	GOM_NL__2PRFIN20021206_025836_000000362011_00447_04008_9751.N1	06-DEC-2002 02:58:36	Bright	35.500	180	27Gam Boo	3.0400	8000.0	71	4008	No
70	GOM_NL__2PRFIN20021206_030140_000000362011_00447_04008_9752.N1	06-DEC-2002 03:01:40	Bright	36.000	83		2.3780	11000.	72	4008	No
71	GOM_NL__2PRFIN20021206_030444_000000402011_00447_04008_9753.N1	06-DEC-2002 03:04:44	Bright	39.500	111	8Eta Boo	2.6800	6000.0	79	4008	No
72	GOM_NL__2PRFIN20021206_030846_000000992011_00447_04008_9754.N1	06-DEC-2002 03:08:46	Tw_i_and_stray	99.000	96	68Del Leo	2.5600	9300.0	198	4008	No
73	GOM_NL__2PRFIN20021206_031240_000000532011_00447_04008_9755.N1	06-DEC-2002 03:12:40	Bright	52.500	121	29Gam Vir	2.7400	7200.0	105	4008	No
74	GOM_NL__2PRFIN20021206_031733_000000512011_00447_04008_9756.N1	06-DEC-2002 03:17:33	Tw_i_and_stray	51.000	163	7Del Crv	2.9450	11000.	102	4008	No
75	GOM_NL__2PRFIN20021206_031906_000000492011_00447_04008_9757.N1	06-DEC-2002 03:19:06	Dark	49.000	106	9Bet Crv	2.6480	5600.0	98	4008	No
76	GOM_NL__2PRFIN20021206_032046_000000402011_00447_04008_9758.N1	06-DEC-2002 03:20:46	Dark	39.500	123	1ot Cen	2.7500	10200.	79	4008	No
77	GOM_NL__2PRFIN20021206_032245_000000402011_00447_04008_9759.N1	06-DEC-2002 03:22:45	Dark	40.000	95	Zet Cen	2.5450	26000.	80	4008	No
78	GOM_NL__2PRFIN20021206_032436_000000372011_00447_04008_9760.N1	06-DEC-2002 03:24:36	Dark	37.000	77	Eps Cen	2.3030	28000.	74	4008	No
79	GOM_NL__2PRFIN20021206_032600_000000452011_00447_04008_9761.N1	06-DEC-2002 03:26:00	Dark	44.500	4	Alp1Cen	-0.010000	5800.0	89	4008	No
80	GOM_NL__2PRFIN20021206_032740_000000402011_00448_04009_9742.N1	06-DEC-2002 03:27:40	Dark	39.500	129	Del Cru	2.7930	26000.	79	4009	No
81	GOM_NL__2PRFIN20021206_032935_000000472011_00448_04009_9743.N1	06-DEC-2002 03:29:35	Dark	47.000	113	Mu Vel	2.6920	5000.0	94	4009	No
82	GOM_NL__2PRFIN20021206_033351_000000422011_00448_04009_9744.N1	06-DEC-2002 03:33:51	Dark	41.500	29	Bet Car	1.6720	10200.	83	4009	No
83	GOM_NL__2PRFIN20021206_033558_000000472011_00448_04009_9745.N1	06-DEC-2002 03:35:58	Dark	47.000	41	Eps Car	1.8600	4100.0	94	4009	No
84	GOM_NL__2PRFIN20021206_033814_000000612011_00448_04009_9746.N1	06-DEC-2002 03:38:14	Dark	60.500	34	Gam2Vel	1.7930	23000.	121	4009	No
85	GOM_NL__2PRFIN20021206_034112_000000492011_00448_04009_9747.N1	06-DEC-2002 03:41:12	Dark	49.000	2	Alp Car	-0.73600	7000.0	98	4009	No
86	GOM_NL__2PRFIN20021206_034323_000000692011_00448_04009_9748.N1	06-DEC-2002 03:43:23	Dark	68.500	117	Pi Pup	2.7060	3800.0	137	4009	No
87	GOM_NL__2PRFIN20021206_034553_000000672011_00448_04009_9749.N1	06-DEC-2002 03:45:53	Dark	67.000	88	31Eta CMa	2.4480	20000.	134	4009	No
88	GOM_NL__2PRFIN20021206_034746_000000742011_00448_04009_9750.N1	06-DEC-2002 03:47:46	Straylight	73.500	37	25Del CMa	1.8300	5900.0	147	4009	No
89	GOM_NL__2PRFIN20021206_035226_000000622011_00448_04009_9751.N1	06-DEC-2002 03:52:26	Straylight	61.500	47	2Bet CMa	1.9760	28000.	123	4009	No
90	GOM_NL__2PRFIN20021206_035553_000000562011_00448_04009_9752.N1	06-DEC-2002 03:55:53	Straylight	56.000	56	53Kap Ori	2.0650	30000.	112	4009	No
91	GOM_NL__2PRFIN20021206_035846_000000542011_00448_04009_9753.N1	06-DEC-2002 03:58:46	Straylight	53.500	33	50Zet Ori	1.7660	30000.	107	4009	No
92	GOM_NL__2PRFIN20021206_040135_000000572011_00448_04009_9754.N1	06-DEC-2002 04:01:35	Tw_i_and_stray	57.000	27	24Gam Ori	1.6360	26000.	114	4009	No
93	GOM_NL__2PRFIN20021206_040401_000000592011_00448_04009_9755.N1	06-DEC-2002 04:04:01	Bright	59.000	13	87Alp Tau	0.86700	3800.0	118	4009	No
94	GOM_NL__2PRFIN20021206_040625_000000402011_00448_04009_9756.N1	06-DEC-2002 04:06:25	Bright	40.000	50	13Alp Ari	2.0070	4250.0	80	4009	No
95	GOM_NL__2PRFIN20021206_040808_000000412011_00448_04009_9757.N1	06-DEC-2002 04:08:08	Bright	40.500	150	44Zet Per	2.8900	28000.	81	4009	No
96	GOM_NL__2PRFIN20021206_041035_000000372011_00448_04009_9758.N1	06-DEC-2002 04:10:35	Bright	37.000	79	26Bet Per	2.3100	13100.	74	4009	No
97	GOM_NL__2PRFIN20021206_041236_000000382011_00448_04009_9759.N1	06-DEC-2002 04:12:36	Bright	37.500	175	39Del Per	3.0100	19400.	75	4009	No
98	GOM_NL__2PRFIN20021206_041406_000000372011_00448_04009_9760.N1	06-DEC-2002 04:14:06	Bright	37.000	160	23Gam Per	2.9300	4700.0	74	4009	No
99	GOM_NL__2PRFIN20021206_041646_000000362011_00448_04009_9761.N1	06-DEC-2002 04:16:46	Bright	36.000	110	37Del Cas	2.6780	8900.0	72	4009	No
100	GOM_NL__2PRFIN20021206_041808_000000372011_00448_04009_9762.N1	06-DEC-2002 04:18:08	Bright	37.000	74	11Bet Cas	2.2680	6600.0	74	4009	No
101	GOM_NL__2PRFIN20021206_042412_000000392011_00448_04009_9763.N1	06-DEC-2002 04:24:12	Bright	38.500	49	1Alp UMi	1.9900	6300.0	77	4009	No

102	GOM_NL__2PRFIN20021206_042852_000000422011_00448_04009_9764.N1	06-DEC-2002 04:28:52	Bright	41.500	60	7Bet UMi	2.0810	3950.0	83	4009	No
103	GOM_NL__2PRFIN20021206_043024_000000502011_00448_04009_9765.N1	06-DEC-2002 04:30:24	Bright	49.500	36	50Alp UMa	1.8000	6300.0	99	4009	No
104	GOM_NL__2PRFIN20021206_043158_000000502011_00448_04009_9766.N1	06-DEC-2002 04:31:58	Bright	49.500	82	48Bet UMa	2.3650	10600.	99	4009	No
105	GOM_NL__2PRFIN20021206_043357_000000442011_00448_04009_9767.N1	06-DEC-2002 04:33:57	Bright	43.500	32	77Eps UMa	1.7630	11000.	87	4009	No
106	GOM_NL__2PRFIN20021206_043610_000000402011_00448_04009_9768.N1	06-DEC-2002 04:36:10	Bright	40.000	39	85Eta UMa	1.8540	24000.	80	4009	No
107	GOM_NL__2PRFIN20021206_043912_000000382011_00448_04009_9769.N1	06-DEC-2002 04:39:12	Bright	38.000	180	27Gam Boo	3.0400	8000.0	76	4009	No
108	GOM_NL__2PRFIN20021206_044216_000000372011_00448_04009_9770.N1	06-DEC-2002 04:42:16	Bright	37.000	83		2.3780	11000.	74	4009	No
109	GOM_NL__2PRFIN20021206_044521_000000482011_00448_04009_9771.N1	06-DEC-2002 04:45:21	Bright	47.500	111	8Eta Boo	2.6800	6000.0	95	4009	No
110	GOM_NL__2PRFIN20021206_044923_000000932011_00448_04009_9772.N1	06-DEC-2002 04:49:23	Tw_i_and_stray	93.000	96	68Del Leo	2.5600	9300.0	186	4009	No
111	GOM_NL__2PRFIN20021206_045316_000000532011_00448_04009_9773.N1	06-DEC-2002 04:53:16	Bright	52.500	121	29Gam Vir	2.7400	7200.0	105	4009	No
112	GOM_NL__2PRFIN20021206_045809_000000502011_00448_04009_9774.N1	06-DEC-2002 04:58:09	Tw_i_and_stray	50.000	163	7Del Crv	2.9450	11000.	100	4009	No
113	GOM_NL__2PRFIN20021206_045943_000000502011_00448_04009_9775.N1	06-DEC-2002 04:59:43	Dark	50.000	106	9Bet Crv	2.6480	5600.0	100	4009	No
114	GOM_NL__2PRFIN20021206_050122_000000412011_00448_04009_9776.N1	06-DEC-2002 05:01:22	Dark	40.500	123	lot Cen	2.7500	10200.	81	4009	No
115	GOM_NL__2PRFIN20021206_050321_000000412011_00448_04009_9777.N1	06-DEC-2002 05:03:21	Dark	40.500	95	Zet Cen	2.5450	26000.	81	4009	No
116	GOM_NL__2PRFIN20021206_050512_000000402011_00448_04009_9778.N1	06-DEC-2002 05:05:12	Dark	39.500	77	Eps Cen	2.3030	28000.	79	4009	No
117	GOM_NL__2PRFIN20021206_050636_000000522011_00448_04009_9779.N1	06-DEC-2002 05:06:36	Dark	52.000	4	Alp1Cen	-0.010000	5800.0	104	4009	No
118	GOM_NL__2PRFIN20021206_050816_000000392011_00449_04010_9731.N1	06-DEC-2002 05:08:16	Dark	38.500	129	Del Cru	2.7930	26000.	77	4010	No
119	GOM_NL__2PRFIN20021206_051011_000000482011_00449_04010_9732.N1	06-DEC-2002 05:10:11	Dark	48.000	113	Mu Vel	2.6920	5000.0	96	4010	No
120	GOM_NL__2PRFIN20021206_051428_000000412011_00449_04010_9733.N1	06-DEC-2002 05:14:28	Dark	41.000	29	Bet Car	1.6720	10200.	82	4010	No
121	GOM_NL__2PRFIN20021206_051635_000000512011_00449_04010_9734.N1	06-DEC-2002 05:16:35	Dark	51.000	41	Eps Car	1.8600	4100.0	102	4010	No
122	GOM_NL__2PRFIN20021206_051853_000000512011_00449_04010_9735.N1	06-DEC-2002 05:18:53	Dark	50.500	34	Gam2Vel	1.7930	23000.	101	4010	No
123	GOM_NL__2PRFIN20021206_052048_000000572011_00449_04010_9736.N1	06-DEC-2002 05:20:48	Dark	56.500	70	Zet Pup	2.2460	39000.	113	4010	No
124	GOM_NL__2PRFIN20021206_052402_000000622011_00449_04010_9737.N1	06-DEC-2002 05:24:02	Dark	62.000	117	Pi Pup	2.7060	3800.0	124	4010	No
125	GOM_NL__2PRFIN20021206_052739_000000672011_00449_04010_9738.N1	06-DEC-2002 05:27:39	Dark	67.000	23	21Eps CMa	1.5020	26000.	134	4010	No
126	GOM_NL__2PRFIN20021206_052942_000000682011_00449_04010_9739.N1	06-DEC-2002 05:29:42	Straylight	67.500	179	24Omi2CMa	3.0320	24000.	135	4010	No
127	GOM_NL__2PRFIN20021206_053325_000000882011_00449_04010_9740.N1	06-DEC-2002 05:33:25	Straylight	88.000	1	9Alp CMa	-1.4400	11000.	176	4010	No
128	GOM_NL__2PRFIN20021206_053655_000000572011_00449_04010_9741.N1	06-DEC-2002 05:36:55	Straylight	57.000	7	19Bet Ori	0.10000	14000.	114	4010	No
129	GOM_NL__2PRFIN20021206_053925_000000502011_00449_04010_9742.N1	06-DEC-2002 05:39:25	Straylight	50.000	33	50Zet Ori	1.7660	30000.	100	4010	No
130	GOM_NL__2PRFIN20021206_054211_000000482011_00449_04010_9743.N1	06-DEC-2002 05:42:11	Tw_i_and_stray	48.000	27	24Gam Ori	1.6360	26000.	96	4010	No
131	GOM_NL__2PRFIN20021206_054437_000000592011_00449_04010_9744.N1	06-DEC-2002 05:44:37	Bright	59.000	13	87Alp Tau	0.86700	3800.0	118	4010	No
132	GOM_NL__2PRFIN20021206_054701_000000422011_00449_04010_9745.N1	06-DEC-2002 05:47:01	Bright	41.500	50	13Alp Ari	2.0070	4250.0	83	4010	No
133	GOM_NL__2PRFIN20021206_054844_000000412011_00449_04010_9746.N1	06-DEC-2002 05:48:44	Bright	40.500	150	44Zet Per	2.8900	28000.	81	4010	No
134	GOM_NL__2PRFIN20021206_055012_000000462011_00449_04010_9747.N1	06-DEC-2002 05:50:12	Bright	45.500	114	3lot Aur	2.6930	4600.0	91	4010	No
135	GOM_NL__2PRFIN20021206_055207_000000392011_00449_04010_9748.N1	06-DEC-2002 05:52:07	Bright	38.500	73	57Gam1And	2.2600	13100.	77	4010	No
136	GOM_NL__2PRFIN20021206_055343_000000392011_00449_04010_9749.N1	06-DEC-2002 05:53:43	Bright	39.000	35	33Alp Per	1.7950	6250.0	78	4010	No
137	GOM_NL__2PRFIN20021206_055601_000000492011_00449_04010_9750.N1	06-DEC-2002 05:56:01	Bright	48.500	42	34Bet Aur	1.9000	10200.	97	4010	No
138	GOM_NL__2PRFIN20021206_055759_000000382011_00449_04010_9751.N1	06-DEC-2002 05:57:59	Bright	37.500	76	27Gam Cas	2.3000	30000.	75	4010	No
139	GOM_NL__2PRFIN20021206_060448_000000392011_00449_04010_9752.N1	06-DEC-2002 06:04:48	Bright	39.000	49	1Alp UMi	1.9900	6300.0	78	4010	No
140	GOM_NL__2PRFIN20021206_060930_000000402011_00449_04010_9753.N1	06-DEC-2002 06:09:30	Bright	40.000	60	7Bet UMi	2.0810	3950.0	80	4010	No
141	GOM_NL__2PRFIN20021206_061100_000000652011_00449_04010_9754.N1	06-DEC-2002 06:11:00	Bright	65.000	36	50Alp UMa	1.8000	6300.0	130	4010	No
142	GOM_NL__2PRFIN20021206_061234_000000482011_00449_04010_9755.N1	06-DEC-2002 06:12:34	Bright	47.500	82	48Bet UMa	2.3650	10600.	95	4010	No
143	GOM_NL__2PRFIN20021206_061433_000000432011_00449_04010_9756.N1	06-DEC-2002 06:14:33	Bright	43.000	32	77Eps UMa	1.7630	11000.	86	4010	No
144	GOM_NL__2PRFIN20021206_061647_000000392011_00449_04010_9757.N1	06-DEC-2002 06:16:47	Bright	39.000	39	85Eta UMa	1.8540	24000.	78	4010	No
145	GOM_NL__2PRFIN20021206_061949_000000372011_00449_04010_9758.N1	06-DEC-2002 06:19:49	Bright	36.500	180	27Gam Boo	3.0400	8000.0	73	4010	No
146	GOM_NL__2PRFIN20021206_062253_000000372011_00449_04010_9759.N1	06-DEC-2002 06:22:53	Bright	36.500	83		2.3780	11000.	73	4010	No
147	GOM_NL__2PRFIN20021206_062557_000000442011_00449_04010_9760.N1	06-DEC-2002 06:25:57	Bright	44.000	111	8Eta Boo	2.6800	6000.0	88	4010	No
148	GOM_NL__2PRFIN20021206_063000_000000952011_00449_04010_9761.N1	06-DEC-2002 06:30:00	Tw_i_and_stray	95.000	96	68Del Leo	2.5600	9300.0	190	4010	No
149	GOM_NL__2PRFIN20021206_063353_000000532011_00449_04010_9762.N1	06-DEC-2002 06:33:53	Bright	52.500	121	29Gam Vir	2.7400	7200.0	105	4010	No
150	GOM_NL__2PRFIN20021206_063846_000000522011_00449_04010_9763.N1	06-DEC-2002 06:38:46	Tw_i_and_stray	52.000	163	7Del Crv	2.9450	11000.	104	4010	No
151	GOM_NL__2PRFIN20021206_064021_000000522011_00449_04010_9764.N1	06-DEC-2002 06:40:21	Dark	52.000	106	9Bet Crv	2.6480	5600.0	104	4010	No
152	GOM_NL__2PRFIN20021206_064159_000000412011_00449_04010_9765.N1	06-DEC-2002 06:41:59	Dark	40.500	123	lot Cen	2.7500	10200.	81	4010	No
153	GOM_NL__2PRFIN20021206_064357_000000392011_00449_04010_9766.N1	06-DEC-2002 06:43:57	Dark	39.000	95	Zet Cen	2.5450	26000.	78	4010	No
154	GOM_NL__2PRFIN20021206_064548_000000392011_00449_04010_9767.N1	06-DEC-2002 06:45:48	Dark	39.000	77	Eps Cen	2.3030	28000.	78	4010	No
155	GOM_NL__2PRFIN20021206_064712_000000442011_00449_04010_9768.N1	06-DEC-2002 06:47:12	Dark	43.500	4	Alp1Cen	-0.010000	5800.0	87	4010	No
156	GOM_NL__2PRFIN20021206_064852_000000392011_00450_04011_9729.N1	06-DEC-2002 06:48:52	Dark	39.000	129	Del Cru	2.7930	26000.	78	4011	No
157	GOM_NL__2PRFIN20021206_065048_000000562011_00450_04011_9730.N1	06-DEC-2002 06:50:48	Dark	56.000	113	Mu Vel	2.6920	5000.0	112	4011	No
158	GOM_NL__2PRFIN20021206_065504_000000432011_00450_04011_9731.N1	06-DEC-2002 06:55:04	Dark	42.500	29	Bet Car	1.6720	10200.	85	4011	No
159	GOM_NL__2PRFIN20021206_065711_000000522011_00450_04011_9732.N1	06-DEC-2002 06:57:11	Dark	51.500	41	Eps Car	1.8600	4100.0	103	4011	No
160	GOM_NL__2PRFIN20021206_065929_000000502011_00450_04011_9733.N1	06-DEC-2002 06:59:29	Dark	50.000	34	Gam2Vel	1.7930	23000.	100	4011	No



161	GOM_NL__2PRFIN20021206_070125_000000602011_00450_04011_9734.N1	06-DEC-2002 07:01:25	Dark	59.500	70	Zet Pup	2.2460	39000.	119	4011	No
162	GOM_NL__2PRFIN20021206_070436_000000632011_00450_04011_9735.N1	06-DEC-2002 07:04:36	Dark	63.000	117	Pi Pup	2.7060	3800.0	126	4011	No
163	GOM_NL__2PRFIN20021206_070815_000000692011_00450_04011_9736.N1	06-DEC-2002 07:08:15	Dark	68.500	23	21Eps CMa	1.5020	26000.	137	4011	No
164	GOM_NL__2PRFIN20021206_071018_000000702011_00450_04011_9737.N1	06-DEC-2002 07:10:18	Straylight	70.000	179	24Omi2CMa	3.0320	24000.	140	4011	No
165	GOM_NL__2PRFIN20021206_071401_000000862011_00450_04011_9738.N1	06-DEC-2002 07:14:01	Straylight	85.500	1	9Alp CMa	-1.4400	11000.	171	4011	No
166	GOM_NL__2PRFIN20021206_071730_000000612011_00450_04011_9739.N1	06-DEC-2002 07:17:30	Straylight	61.000	7	19Bet Ori	0.10000	14000.	122	4011	No
167	GOM_NL__2PRFIN20021206_072000_000000512011_00450_04011_9740.N1	06-DEC-2002 07:20:00	Straylight	51.000	33	50Zet Ori	1.7660	30000.	102	4011	No
168	GOM_NL__2PRFIN20021206_072246_000000492011_00450_04011_9741.N1	06-DEC-2002 07:22:46	Tw_i_and_stray	48.500	27	24Gam Ori	1.6360	26000.	97	4011	No
169	GOM_NL__2PRFIN20021206_072511_000000562011_00450_04011_9742.N1	06-DEC-2002 07:25:11	Bright	56.000	13	87Alp Tau	0.86700	3800.0	112	4011	No
170	GOM_NL__2PRFIN20021206_072737_000000392011_00450_04011_9743.N1	06-DEC-2002 07:27:37	Bright	38.500	50	13Alp Ari	2.0070	4250.0	77	4011	No
171	GOM_NL__2PRFIN20021206_072920_000000412011_00450_04011_9744.N1	06-DEC-2002 07:29:20	Bright	40.500	150	44Zet Per	2.8900	28000.	81	4011	No
172	GOM_NL__2PRFIN20021206_073046_000000492011_00450_04011_9745.N1	06-DEC-2002 07:30:46	Bright	48.500	114	3lot Aur	2.6930	4600.0	97	4011	No
173	GOM_NL__2PRFIN20021206_073243_000000392011_00450_04011_9746.N1	06-DEC-2002 07:32:43	Bright	39.000	73	57Gam1And	2.2600	13100.	78	4011	No
174	GOM_NL__2PRFIN20021206_073418_000000392011_00450_04011_9747.N1	06-DEC-2002 07:34:18	Bright	38.500	35	33Alp Per	1.7950	6250.0	77	4011	No
175	GOM_NL__2PRFIN20021206_073636_000000502011_00450_04011_9748.N1	06-DEC-2002 07:36:36	Bright	50.000	42	34Bet Aur	1.9000	10200.	100	4011	No
176	GOM_NL__2PRFIN20021206_073835_000000382011_00450_04011_9749.N1	06-DEC-2002 07:38:35	Bright	37.500	76	27Gam Cas	2.3000	30000.	75	4011	No
177	GOM_NL__2PRFIN20021206_074524_000000392011_00450_04011_9750.N1	06-DEC-2002 07:45:24	Bright	38.500	49	1Alp UMi	1.9900	6300.0	77	4011	No
178	GOM_NL__2PRFIN20021206_075004_000000382011_00450_04011_9751.N1	06-DEC-2002 07:50:04	Bright	38.000	60	7Bet UMi	2.0810	3950.0	76	4011	No
179	GOM_NL__2PRFIN20021206_075135_000000482011_00450_04011_9752.N1	06-DEC-2002 07:51:35	Bright	48.000	36	50Alp UMa	1.8000	6300.0	96	4011	No
180	GOM_NL__2PRFIN20021206_075309_000000512011_00450_04011_9753.N1	06-DEC-2002 07:53:09	Bright	50.500	82	48Bet UMa	2.3650	10600.	101	4011	No
181	GOM_NL__2PRFIN20021206_075508_000000442011_00450_04011_9754.N1	06-DEC-2002 07:55:08	Bright	44.000	32	77Eps UMa	1.7630	11000.	88	4011	No
182	GOM_NL__2PRFIN20021206_075722_000000412011_00450_04011_9755.N1	06-DEC-2002 07:57:22	Bright	40.500	39	85Eta UMa	1.8540	24000.	81	4011	No
183	GOM_NL__2PRFIN20021206_080022_000000392011_00450_04011_9756.N1	06-DEC-2002 08:00:22	Bright	39.000	180	27Gam Boo	3.0400	8000.0	78	4011	No
184	GOM_NL__2PRFIN20021206_080328_000000372011_00450_04011_9757.N1	06-DEC-2002 08:03:28	Bright	36.500	83		2.3780	11000.	73	4011	No
185	GOM_NL__2PRFIN20021206_080633_000000552011_00450_04011_9758.N1	06-DEC-2002 08:06:33	Bright	55.000	111	8Eta Boo	2.6800	6000.0	110	4011	No
186	GOM_NL__2PRFIN20021206_081037_000000982011_00450_04011_9759.N1	06-DEC-2002 08:10:37	Tw_i_and_stray	98.000	96	68Del Leo	2.5600	9300.0	196	4011	No
187	GOM_NL__2PRFIN20021206_081429_000000532011_00450_04011_9760.N1	06-DEC-2002 08:14:29	Bright	53.000	121	29Gam Vir	2.7400	7200.0	106	4011	No
188	GOM_NL__2PRFIN20021206_081921_000000522011_00450_04011_9761.N1	06-DEC-2002 08:19:21	Tw_i_and_stray	52.000	163	7Del Crv	2.9450	11000.	104	4011	No
189	GOM_NL__2PRFIN20021206_082057_000000482011_00450_04011_9762.N1	06-DEC-2002 08:20:57	Dark	47.500	106	9Bet Crv	2.6480	5600.0	95	4011	No
190	GOM_NL__2PRFIN20021206_082235_000000422011_00450_04011_9763.N1	06-DEC-2002 08:22:35	Dark	42.000	123	lot Cen	2.7500	10200.	84	4011	No
191	GOM_NL__2PRFIN20021206_082433_000000382011_00450_04011_9764.N1	06-DEC-2002 08:24:33	Dark	38.000	95	Zet Cen	2.5450	26000.	76	4011	No
192	GOM_NL__2PRFIN20021206_082624_000000402011_00450_04011_9765.N1	06-DEC-2002 08:26:24	Dark	39.500	77	Eps Cen	2.3030	28000.	79	4011	No
193	GOM_NL__2PRFIN20021206_082748_000000432011_00450_04011_9766.N1	06-DEC-2002 08:27:48	Dark	42.500	4	Alp1Cen	-0.010000	5800.0	85	4011	No
194	GOM_NL__2PRFIN20021206_082929_000000402011_00451_04012_9727.N1	06-DEC-2002 08:29:29	Dark	40.000	129	Del Cru	2.7930	26000.	80	4012	No
195	GOM_NL__2PRFIN20021206_083125_000000492011_00451_04012_9728.N1	06-DEC-2002 08:31:25	Dark	48.500	113	Mu Vel	2.6920	5000.0	97	4012	No
196	GOM_NL__2PRFIN20021206_083541_000000422011_00451_04012_9729.N1	06-DEC-2002 08:35:41	Dark	41.500	29	Bet Car	1.6720	10200.	83	4012	No
197	GOM_NL__2PRFIN20021206_083748_000000452011_00451_04012_9730.N1	06-DEC-2002 08:37:48	Dark	45.000	41	Eps Car	1.8600	4100.0	90	4012	No
198	GOM_NL__2PRFIN20021206_084006_000000512011_00451_04012_9731.N1	06-DEC-2002 08:40:06	Dark	51.000	34	Gam2Vel	1.7930	23000.	102	4012	No
199	GOM_NL__2PRFIN20021206_084201_000000582011_00451_04012_9732.N1	06-DEC-2002 08:42:01	Dark	58.000	70	Zet Pup	2.2460	39000.	116	4012	No
200	GOM_NL__2PRFIN20021206_084513_000000592011_00451_04012_9733.N1	06-DEC-2002 08:45:13	Dark	59.000	117	Pi Pup	2.7060	3800.0	118	4012	No
201	GOM_NL__2PRFIN20021206_084852_000000642011_00451_04012_9734.N1	06-DEC-2002 08:48:52	Dark	63.500	23	21Eps CMa	1.5020	26000.	127	4012	No
202	GOM_NL__2PRFIN20021206_085054_000000672011_00451_04012_9735.N1	06-DEC-2002 08:50:54	Straylight	66.500	179	24Omi2CMa	3.0320	24000.	133	4012	No
203	GOM_NL__2PRFIN20021206_085437_000000932011_00451_04012_9736.N1	06-DEC-2002 08:54:37	Straylight	93.000	1	9Alp CMa	-1.4400	11000.	186	4012	No
204	GOM_NL__2PRFIN20021206_085805_000000562011_00451_04012_9737.N1	06-DEC-2002 08:58:05	Straylight	55.500	7	19Bet Ori	0.10000	14000.	111	4012	No
205	GOM_NL__2PRFIN20021206_090036_000000602011_00451_04012_9738.N1	06-DEC-2002 09:00:36	Straylight	59.500	33	50Zet Ori	1.7660	30000.	119	4012	No
206	GOM_NL__2PRFIN20021206_090321_000000542011_00451_04012_9739.N1	06-DEC-2002 09:03:21	Tw_i_and_stray	53.500	27	24Gam Ori	1.6360	26000.	107	4012	No
207	GOM_NL__2PRFIN20021206_090547_000000502011_00451_04012_9740.N1	06-DEC-2002 09:05:47	Bright	49.500	13	87Alp Tau	0.86700	3800.0	99	4012	No
208	GOM_NL__2PRFIN20021206_090813_000000402011_00451_04012_9741.N1	06-DEC-2002 09:08:13	Bright	40.000	50	13Alp Ari	2.0070	4250.0	80	4012	No
209	GOM_NL__2PRFIN20021206_090956_000000402011_00451_04012_9742.N1	06-DEC-2002 09:09:56	Bright	40.000	150	44Zet Per	2.8900	28000.	80	4012	No
210	GOM_NL__2PRFIN20021206_091122_000000492011_00451_04012_9743.N1	06-DEC-2002 09:11:22	Bright	48.500	114	3lot Aur	2.6930	4600.0	97	4012	No
211	GOM_NL__2PRFIN20021206_091319_000000372011_00451_04012_9744.N1	06-DEC-2002 09:13:19	Bright	37.000	73	57Gam1And	2.2600	13100.	74	4012	No
212	GOM_NL__2PRFIN20021206_091455_000000372011_00451_04012_9745.N1	06-DEC-2002 09:14:55	Bright	36.500	35	33Alp Per	1.7950	6250.0	73	4012	No
213	GOM_NL__2PRFIN20021206_091710_000000502011_00451_04012_9746.N1	06-DEC-2002 09:17:10	Bright	50.000	42	34Bet Aur	1.9000	10200.	100	4012	No
214	GOM_NL__2PRFIN20021206_091911_000000362011_00451_04012_9747.N1	06-DEC-2002 09:19:11	Bright	35.500	76	27Gam Cas	2.3000	30000.	71	4012	No
215	GOM_NL__2PRFIN20021206_092600_000000382011_00451_04012_9748.N1	06-DEC-2002 09:26:00	Bright	38.000	49	1Alp UMi	1.9900	6300.0	76	4012	No
216	GOM_NL__2PRFIN20021206_093042_000000402011_00451_04012_9749.N1	06-DEC-2002 09:30:42	Bright	40.000	60	7Bet UMi	2.0810	3950.0	80	4012	No
217	GOM_NL__2PRFIN20021206_093211_000000502011_00451_04012_9750.N1	06-DEC-2002 09:32:11	Bright	49.500	36	50Alp UMa	1.8000	6300.0	99	4012	No
218	GOM_NL__2PRFIN20021206_093345_000000492011_00451_04012_9751.N1	06-DEC-2002 09:33:45	Bright	48.500	82	48Bet UMa	2.3650	10600.	97	4012	No
219	GOM_NL__2PRFIN20021206_093544_000000442011_00451_04012_9752.N1	06-DEC-2002 09:35:44	Bright	43.500	32	77Eps UMa	1.7630	11000.	87	4012	No

220	GOM_NL__2PRFIN20021206_093758_000000412011_00451_04012_9753.N1	06-DEC-2002 09:37:58	Bright	41.000	39	85Eta UMa	1.8540	24000.	82	4012	No
221	GOM_NL__2PRFIN20021206_094059_000000402011_00451_04012_9754.N1	06-DEC-2002 09:40:59	Bright	39.500	180	27Gam Boo	3.0400	8000.0	79	4012	No
222	GOM_NL__2PRFIN20021206_094404_000000372011_00451_04012_9755.N1	06-DEC-2002 09:44:04	Bright	37.000	83		2.3780	11000.	74	4012	No
223	GOM_NL__2PRFIN20021206_094709_000000402011_00451_04012_9756.N1	06-DEC-2002 09:47:09	Bright	40.000	111	8Eta Boo	2.6800	6000.0	80	4012	No
224	GOM_NL__2PRFIN20021206_095114_000000932011_00451_04012_9757.N1	06-DEC-2002 09:51:14	Twi_and_stray	92.500	96	68Del Leo	2.5600	9300.0	185	4012	No
225	GOM_NL__2PRFIN20021206_095506_000000552011_00451_04012_9758.N1	06-DEC-2002 09:55:06	Bright	55.000	121	29Gam Vir	2.7400	7200.0	110	4012	No
226	GOM_NL__2PRFIN20021206_100000_000000512011_00451_04012_9759.N1	06-DEC-2002 10:00:00	Twi_and_stray	51.000	163	7Del Crv	2.9450	11000.	102	4012	No
227	GOM_NL__2PRFIN20021206_100133_000000522011_00451_04012_9760.N1	06-DEC-2002 10:01:33	Dark	52.000	106	9Bet Crv	2.6480	5600.0	104	4012	No
228	GOM_NL__2PRFIN20021206_100311_000000422011_00451_04012_9761.N1	06-DEC-2002 10:03:11	Dark	41.500	123	lot Cen	2.7500	10200.	83	4012	No
229	GOM_NL__2PRFIN20021206_100509_000000382011_00451_04012_9762.N1	06-DEC-2002 10:05:09	Dark	38.000	95	Zet Cen	2.5450	26000.	76	4012	No
230	GOM_NL__2PRFIN20021206_100701_000000382011_00451_04012_9763.N1	06-DEC-2002 10:07:01	Dark	38.000	77	Eps Cen	2.3030	28000.	76	4012	No
231	GOM_NL__2PRFIN20021206_100824_000000512011_00451_04012_9764.N1	06-DEC-2002 10:08:24	Dark	50.500	4	Alp1Cen	-0.010000	5800.0	101	4012	No
232	GOM_NL__2PRFIN20021206_101005_000000402011_00452_04013_9725.N1	06-DEC-2002 10:10:05	Dark	39.500	129	Del Cru	2.7930	26000.	79	4013	No
233	GOM_NL__2PRFIN20021206_101201_000000482011_00452_04013_9726.N1	06-DEC-2002 10:12:01	Dark	48.000	113	Mu Vel	2.6920	5000.0	96	4013	No
234	GOM_NL__2PRFIN20021206_101617_000000432011_00452_04013_9727.N1	06-DEC-2002 10:16:17	Dark	43.000	29	Bet Car	1.6720	10200.	86	4013	No
235	GOM_NL__2PRFIN20021206_101822_000000492011_00452_04013_9728.N1	06-DEC-2002 10:18:22	Dark	49.000	41	Eps Car	1.8600	4100.0	98	4013	No
236	GOM_NL__2PRFIN20021206_102041_000000542011_00452_04013_9729.N1	06-DEC-2002 10:20:41	Dark	53.500	34	Gam2Vel	1.7930	23000.	107	4013	No
237	GOM_NL__2PRFIN20021206_102237_000000622011_00452_04013_9730.N1	06-DEC-2002 10:22:37	Dark	61.500	70	Zet Pup	2.2460	39000.	123	4013	No
238	GOM_NL__2PRFIN20021206_102551_000000602011_00452_04013_9731.N1	06-DEC-2002 10:25:51	Dark	59.500	117	Pi Pup	2.7060	3800.0	119	4013	No
239	GOM_NL__2PRFIN20021206_102927_000000682011_00452_04013_9732.N1	06-DEC-2002 10:29:27	Dark	68.000	23	21Eps CMa	1.5020	26000.	136	4013	No
240	GOM_NL__2PRFIN20021206_103130_000000652011_00452_04013_9733.N1	06-DEC-2002 10:31:30	Straylight	65.000	179	24Omi2CMa	3.0320	24000.	130	4013	No
241	GOM_NL__2PRFIN20021206_103514_000000752011_00452_04013_9734.N1	06-DEC-2002 10:35:14	Straylight	75.000	1	9Alp CMa	-1.4400	11000.	150	4013	No
242	GOM_NL__2PRFIN20021206_103843_000000552011_00452_04013_9735.N1	06-DEC-2002 10:38:43	Straylight	55.000	7	19Bet Ori	0.10000	14000.	110	4013	No
243	GOM_NL__2PRFIN20021206_104111_000000602011_00452_04013_9736.N1	06-DEC-2002 10:41:11	Straylight	60.000	33	50Zet Ori	1.7660	30000.	120	4013	No
244	GOM_NL__2PRFIN20021206_104358_000000602011_00452_04013_9737.N1	06-DEC-2002 10:43:58	Twi_and_stray	59.500	27	24Gam Ori	1.6360	26000.	119	4013	No
245	GOM_NL__2PRFIN20021206_104625_000000592011_00452_04013_9738.N1	06-DEC-2002 10:46:25	Bright	59.000	13	87Alp Tau	0.86700	3800.0	118	4013	No
246	GOM_NL__2PRFIN20021206_104850_000000412011_00452_04013_9739.N1	06-DEC-2002 10:48:50	Bright	40.500	50	13Alp Ari	2.0070	4250.0	81	4013	No
247	GOM_NL__2PRFIN20021206_105032_000000392011_00452_04013_9740.N1	06-DEC-2002 10:50:32	Bright	39.000	150	44Zet Per	2.8900	28000.	78	4013	No
248	GOM_NL__2PRFIN20021206_105159_000000482011_00452_04013_9741.N1	06-DEC-2002 10:51:59	Bright	47.500	114	3lot Aur	2.6930	4600.0	95	4013	No
249	GOM_NL__2PRFIN20021206_105356_000000372011_00452_04013_9742.N1	06-DEC-2002 10:53:56	Bright	37.000	73	57Gam1And	2.2600	13100.	74	4013	No
250	GOM_NL__2PRFIN20021206_105530_000000402011_00452_04013_9743.N1	06-DEC-2002 10:55:30	Bright	40.000	35	33Alp Per	1.7950	6250.0	80	4013	No
251	GOM_NL__2PRFIN20021206_105746_000000522011_00452_04013_9744.N1	06-DEC-2002 10:57:46	Bright	51.500	42	34Bet Aur	1.9000	10200.	103	4013	No
252	GOM_NL__2PRFIN20021206_105948_000000362011_00452_04013_9745.N1	06-DEC-2002 10:59:48	Bright	35.500	76	27Gam Cas	2.3000	30000.	71	4013	No
253	GOM_NL__2PRFIN20021206_110635_000000382011_00452_04013_9746.N1	06-DEC-2002 11:06:35	Bright	37.500	49	1Alp UMi	1.9900	6300.0	75	4013	No
254	GOM_NL__2PRFIN20021206_111118_000000412011_00452_04013_9747.N1	06-DEC-2002 11:11:18	Bright	40.500	60	7Bet UMi	2.0810	3950.0	81	4013	No
255	GOM_NL__2PRFIN20021206_111247_000000482011_00452_04013_9748.N1	06-DEC-2002 11:12:47	Bright	47.500	36	50Alp UMa	1.8000	6300.0	95	4013	No
256	GOM_NL__2PRFIN20021206_111421_000000482011_00452_04013_9749.N1	06-DEC-2002 11:14:21	Bright	47.500	82	48Bet UMa	2.3650	10600.	95	4013	No
257	GOM_NL__2PRFIN20021206_111621_000000422011_00452_04013_9750.N1	06-DEC-2002 11:16:21	Bright	42.000	32	77Eps UMa	1.7630	11000.	84	4013	No
258	GOM_NL__2PRFIN20021206_111834_000000402011_00452_04013_9751.N1	06-DEC-2002 11:18:34	Bright	40.000	39	85Eta UMa	1.8540	24000.	80	4013	No
259	GOM_NL__2PRFIN20021206_112136_000000382011_00452_04013_9752.N1	06-DEC-2002 11:21:36	Bright	37.500	180	27Gam Boo	3.0400	8000.0	75	4013	No
260	GOM_NL__2PRFIN20021206_112440_000000372011_00452_04013_9753.N1	06-DEC-2002 11:24:40	Bright	36.500	83		2.3780	11000.	73	4013	No
261	GOM_NL__2PRFIN20021206_112745_000000402011_00452_04013_9754.N1	06-DEC-2002 11:27:45	Bright	39.500	111	8Eta Boo	2.6800	6000.0	79	4013	No
262	GOM_NL__2PRFIN20021206_113151_000001012011_00452_04013_9755.N1	06-DEC-2002 11:31:51	Twi_and_stray	101.00	96	68Del Leo	2.5600	9300.0	202	4013	No
263	GOM_NL__2PRFIN20021206_113543_000000512011_00452_04013_9756.N1	06-DEC-2002 11:35:43	Bright	50.500	121	29Gam Vir	2.7400	7200.0	101	4013	No
264	GOM_NL__2PRFIN20021206_114036_000000502011_00452_04013_9757.N1	06-DEC-2002 11:40:36	Twi_and_stray	50.000	163	7Del Crv	2.9450	11000.	100	4013	No
265	GOM_NL__2PRFIN20021206_114211_000000492011_00452_04013_9758.N1	06-DEC-2002 11:42:11	Dark	48.500	106	9Bet Crv	2.6480	5600.0	97	4013	No
266	GOM_NL__2PRFIN20021206_114348_000000422011_00452_04013_9759.N1	06-DEC-2002 11:43:48	Dark	42.000	123	lot Cen	2.7500	10200.	84	4013	No
267	GOM_NL__2PRFIN20021206_114545_000000392011_00452_04013_9760.N1	06-DEC-2002 11:45:45	Dark	38.500	95	Zet Cen	2.5450	26000.	77	4013	No
268	GOM_NL__2PRFIN20021206_114737_000000402011_00452_04013_9761.N1	06-DEC-2002 11:47:37	Dark	40.000	77	Eps Cen	2.3030	28000.	80	4013	No
269	GOM_NL__2PRFIN20021206_114900_000000522011_00452_04013_9762.N1	06-DEC-2002 11:49:00	Dark	52.000	4	Alp1Cen	-0.010000	5800.0	104	4013	No
270	GOM_NL__2PRFIN20021206_115041_000000402011_00453_04014_9723.N1	06-DEC-2002 11:50:41	Dark	39.500	129	Del Cru	2.7930	26000.	79	4014	No
271	GOM_NL__2PRFIN20021206_115239_000000472011_00453_04014_9724.N1	06-DEC-2002 11:52:39	Dark	46.500	113	Mu Vel	2.6920	5000.0	93	4014	No
272	GOM_NL__2PRFIN20021206_115653_000000402011_00453_04014_9725.N1	06-DEC-2002 11:56:53	Dark	40.000	29	Bet Car	1.6720	10200.	80	4014	No
273	GOM_NL__2PRFIN20021206_115901_000000482011_00453_04014_9726.N1	06-DEC-2002 11:59:01	Dark	48.000	41	Eps Car	1.8600	4100.0	96	4014	No
274	GOM_NL__2PRFIN20021206_120120_000000532011_00453_04014_9727.N1	06-DEC-2002 12:01:20	Dark	52.500	34	Gam2Vel	1.7930	23000.	105	4014	No
275	GOM_NL__2PRFIN20021206_120316_000000562011_00453_04014_9728.N1	06-DEC-2002 12:03:16	Dark	56.000	70	Zet Pup	2.2460	39000.	112	4014	No
276	GOM_NL__2PRFIN20021206_120629_000000612011_00453_04014_9729.N1	06-DEC-2002 12:06:29	Dark	61.000	117	Pi Pup	2.7060	3800.0	122	4014	No
277	GOM_NL__2PRFIN20021206_121005_000000612011_00453_04014_9730.N1	06-DEC-2002 12:10:05	Dark	61.000	23	21Eps CMa	1.5020	26000.	122	4014	No
278	GOM_NL__2PRFIN20021206_121207_000000682011_00453_04014_9731.N1	06-DEC-2002 12:12:07	Straylight	67.500	179	24Omi2CMa	3.0320	24000.	135	4014	No

279	GOM_NL__2PRFIN20021206_121550_000000812011_00453_04014_9732.N1	06-DEC-2002 12:15:50	Straylight	81.000	1	9Alp CMa	-1.4400	11000.	162	4014	No
280	GOM_NL__2PRFIN20021206_121919_000000592011_00453_04014_9733.N1	06-DEC-2002 12:19:19	Straylight	58.500	7	19Bet Ori	0.10000	14000.	117	4014	No
281	GOM_NL__2PRFIN20021206_122147_000000612011_00453_04014_9734.N1	06-DEC-2002 12:21:47	Straylight	61.000	33	50Zet Ori	1.7660	30000.	122	4014	No
282	GOM_NL__2PRFIN20021206_122434_000000552011_00453_04014_9735.N1	06-DEC-2002 12:24:34	Tw_i_and_stray	55.000	27	24Gam Ori	1.6360	26000.	110	4014	No
283	GOM_NL__2PRFIN20021206_122701_000000532011_00453_04014_9736.N1	06-DEC-2002 12:27:01	Bright	53.000	13	87Alp Tau	0.86700	3800.0	106	4014	No
284	GOM_NL__2PRFIN20021206_122926_000000392011_00453_04014_9737.N1	06-DEC-2002 12:29:26	Bright	39.000	50	13Alp Ari	2.0070	4250.0	78	4014	No
285	GOM_NL__2PRFIN20021206_123108_000000392011_00453_04014_9738.N1	06-DEC-2002 12:31:08	Bright	39.000	150	44Zet Per	2.8900	28000.	78	4014	No
286	GOM_NL__2PRFIN20021206_123235_000000472011_00453_04014_9739.N1	06-DEC-2002 12:32:35	Bright	46.500	114	3lot Aur	2.6930	4600.0	93	4014	No
287	GOM_NL__2PRFIN20021206_123432_000000402011_00453_04014_9740.N1	06-DEC-2002 12:34:32	Bright	40.000	73	57Gam1And	2.2600	13100.	80	4014	No
288	GOM_NL__2PRFIN20021206_123606_000000402011_00453_04014_9741.N1	06-DEC-2002 12:36:06	Bright	40.000	35	33Alp Per	1.7950	6250.0	80	4014	No
289	GOM_NL__2PRFIN20021206_123821_000000512011_00453_04014_9742.N1	06-DEC-2002 12:38:21	Bright	51.000	42	34Bet Aur	1.9000	10200.	102	4014	No
290	GOM_NL__2PRFIN20021206_124024_000000372011_00453_04014_9743.N1	06-DEC-2002 12:40:24	Bright	37.000	76	27Gam Cas	2.3000	30000.	74	4014	No
291	GOM_NL__2PRFIN20021206_124712_000000382011_00453_04014_9744.N1	06-DEC-2002 12:47:12	Bright	38.000	49	1Alp UMi	1.9900	6300.0	76	4014	No
292	GOM_NL__2PRFIN20021206_125154_000000392011_00453_04014_9745.N1	06-DEC-2002 12:51:54	Bright	39.000	60	7Bet UMi	2.0810	3950.0	78	4014	No
293	GOM_NL__2PRFIN20021206_125323_000000432011_00453_04014_9746.N1	06-DEC-2002 12:53:23	Bright	42.500	36	50Alp UMa	1.8000	6300.0	85	4014	No
294	GOM_NL__2PRFIN20021206_125457_000000492011_00453_04014_9747.N1	06-DEC-2002 12:54:57	Bright	49.000	82	48Bet UMa	2.3650	10600.	98	4014	No
295	GOM_NL__2PRFIN20021206_125657_000000422011_00453_04014_9748.N1	06-DEC-2002 12:56:57	Bright	42.000	32	77Eps UMa	1.7630	11000.	84	4014	No
296	GOM_NL__2PRFIN20021206_125911_000000392011_00453_04014_9749.N1	06-DEC-2002 12:59:11	Bright	39.000	39	85Eta UMa	1.8540	24000.	78	4014	No
297	GOM_NL__2PRFIN20021206_130213_000000392011_00453_04014_9750.N1	06-DEC-2002 13:02:13	Bright	38.500	180	27Gam Boo	3.0400	8000.0	77	4014	No
298	GOM_NL__2PRFIN20021206_130517_000000372011_00453_04014_9751.N1	06-DEC-2002 13:05:17	Bright	37.000	83		2.3780	11000.	74	4014	No
299	GOM_NL__2PRFIN20021206_130822_000000392011_00453_04014_9752.N1	06-DEC-2002 13:08:22	Bright	39.000	111	8Eta Boo	2.6800	6000.0	78	4014	No
300	GOM_NL__2PRFIN20021206_131228_000000962011_00453_04014_9753.N1	06-DEC-2002 13:12:28	Tw_i_and_stray	96.000	96	68Del Leo	2.5600	9300.0	192	4014	No
301	GOM_NL__2PRFIN20021206_131619_000000522011_00453_04014_9754.N1	06-DEC-2002 13:16:19	Bright	51.500	121	29Gam Vir	2.7400	7200.0	103	4014	No
302	GOM_NL__2PRFIN20021206_132114_000000482011_00453_04014_9755.N1	06-DEC-2002 13:21:14	Tw_i_and_stray	48.000	163	7Del Crv	2.9450	11000.	96	4014	No
303	GOM_NL__2PRFIN20021206_132248_000000502011_00453_04014_9756.N1	06-DEC-2002 13:22:48	Dark	50.000	106	9Bet Crv	2.6480	5600.0	100	4014	No
304	GOM_NL__2PRFIN20021206_132424_000000402011_00453_04014_9757.N1	06-DEC-2002 13:24:24	Dark	39.500	123	lot Cen	2.7500	10200.	79	4014	No
305	GOM_NL__2PRFIN20021206_132621_000000392011_00453_04014_9758.N1	06-DEC-2002 13:26:21	Dark	38.500	95	Zet Cen	2.5450	26000.	77	4014	No
306	GOM_NL__2PRFIN20021206_132813_000000422011_00453_04014_9759.N1	06-DEC-2002 13:28:13	Dark	41.500	77	Eps Cen	2.3030	28000.	83	4014	No
307	GOM_NL__2PRFIN20021206_132936_000000512011_00453_04014_9760.N1	06-DEC-2002 13:29:36	Dark	50.500	4	Alp1Cen	-0.010000	5800.0	101	4014	No
308	GOM_NL__2PRFIN20021206_133117_000000412011_00454_04015_9741.N1	06-DEC-2002 13:31:17	Dark	41.000	129	Del Cru	2.7930	26000.	82	4015	No
309	GOM_NL__2PRFIN20021206_133315_000000472011_00454_04015_9742.N1	06-DEC-2002 13:33:15	Dark	47.000	113	Mu Vel	2.6920	5000.0	94	4015	No
310	GOM_NL__2PRFIN20021206_133730_000000402011_00454_04015_9743.N1	06-DEC-2002 13:37:30	Dark	40.000	29	Bet Car	1.6720	10200.	80	4015	No
311	GOM_NL__2PRFIN20021206_133939_000000552011_00454_04015_9744.N1	06-DEC-2002 13:39:39	Dark	54.500	41	Eps Car	1.8600	4100.0	109	4015	No
312	GOM_NL__2PRFIN20021206_134156_000000612011_00454_04015_9745.N1	06-DEC-2002 13:41:56	Dark	60.500	34	Gam2Vel	1.7930	23000.	121	4015	No
313	GOM_NL__2PRFIN20021206_134452_000000502011_00454_04015_9746.N1	06-DEC-2002 13:44:52	Dark	49.500	2	Alp Car	-0.73600	7000.0	99	4015	No
314	GOM_NL__2PRFIN20021206_134706_000000642011_00454_04015_9747.N1	06-DEC-2002 13:47:06	Dark	64.000	117	Pi Pup	2.7060	3800.0	128	4015	No
315	GOM_NL__2PRFIN20021206_135043_000000672011_00454_04015_9748.N1	06-DEC-2002 13:50:43	Dark	67.000	23	21Eps CMa	1.5020	26000.	134	4015	No
316	GOM_NL__2PRFIN20021206_135244_000000622011_00454_04015_9749.N1	06-DEC-2002 13:52:44	Straylight	62.000	179	24Omi2CMa	3.0320	24000.	124	4015	No
317	GOM_NL__2PRFIN20021206_135627_000000802011_00454_04015_9750.N1	06-DEC-2002 13:56:27	Straylight	79.500	1	9Alp CMa	-1.4400	11000.	159	4015	No
318	GOM_NL__2PRFIN20021206_135955_000000562011_00454_04015_9751.N1	06-DEC-2002 13:59:55	Straylight	55.500	7	19Bet Ori	0.10000	14000.	111	4015	No
319	GOM_NL__2PRFIN20021206_140236_000000562011_00454_04015_9752.N1	06-DEC-2002 14:02:36	Straylight	55.500	30	46Eps Ori	1.6940	30000.	111	4015	No
320	GOM_NL__2PRFIN20021206_140510_000000552011_00454_04015_9753.N1	06-DEC-2002 14:05:10	Tw_i_and_stray	55.000	27	24Gam Ori	1.6360	26000.	110	4015	No
321	GOM_NL__2PRFIN20021206_140737_000000592011_00454_04015_9754.N1	06-DEC-2002 14:07:37	Bright	59.000	13	87Alp Tau	0.86700	3800.0	118	4015	No
322	GOM_NL__2PRFIN20021206_141002_000000402011_00454_04015_9755.N1	06-DEC-2002 14:10:02	Bright	40.000	50	13Alp Ari	2.0070	4250.0	80	4015	No
323	GOM_NL__2PRFIN20021206_141144_000000402011_00454_04015_9756.N1	06-DEC-2002 14:11:44	Bright	39.500	150	44Zet Per	2.8900	28000.	79	4015	No
324	GOM_NL__2PRFIN20021206_141310_000000462011_00454_04015_9757.N1	06-DEC-2002 14:13:10	Bright	46.000	114	3lot Aur	2.6930	4600.0	92	4015	No
325	GOM_NL__2PRFIN20021206_141508_000000362011_00454_04015_9758.N1	06-DEC-2002 14:15:08	Bright	36.000	73	57Gam1And	2.2600	13100.	72	4015	No
326	GOM_NL__2PRFIN20021206_141642_000000372011_00454_04015_9759.N1	06-DEC-2002 14:16:42	Bright	37.000	35	33Alp Per	1.7950	6250.0	74	4015	No
327	GOM_NL__2PRFIN20021206_141856_000000502011_00454_04015_9760.N1	06-DEC-2002 14:18:56	Bright	50.000	42	34Bet Aur	1.9000	10200.	100	4015	No
328	GOM_NL__2PRFIN20021206_142100_000000372011_00454_04015_9761.N1	06-DEC-2002 14:21:00	Bright	37.000	76	27Gam Cas	2.3000	30000.	74	4015	No
329	GOM_NL__2PRFIN20021206_142748_000000372011_00454_04015_9762.N1	06-DEC-2002 14:27:48	Bright	36.500	49	1Alp UMi	1.9900	6300.0	73	4015	No
330	GOM_NL__2PRFIN20021206_143231_000000372011_00454_04015_9763.N1	06-DEC-2002 14:32:31	Bright	37.000	60	7Bet UMi	2.0810	3950.0	74	4015	No
331	GOM_NL__2PRFIN20021206_143358_000000472011_00454_04015_9764.N1	06-DEC-2002 14:33:58	Bright	47.000	36	50Alp UMa	1.8000	6300.0	94	4015	No
332	GOM_NL__2PRFIN20021206_143532_000000492011_00454_04015_9765.N1	06-DEC-2002 14:35:32	Bright	49.000	82	48Bet UMa	2.3650	10600.	98	4015	No
333	GOM_NL__2PRFIN20021206_143733_000000422011_00454_04015_9766.N1	06-DEC-2002 14:37:33	Bright	41.500	32	77Eps UMa	1.7630	11000.	83	4015	No
334	GOM_NL__2PRFIN20021206_143948_000000392011_00454_04015_9767.N1	06-DEC-2002 14:39:48	Bright	39.000	39	85Eta UMa	1.8540	24000.	78	4015	No
335	GOM_NL__2PRFIN20021206_144250_000000372011_00454_04015_9768.N1	06-DEC-2002 14:42:50	Bright	36.500	180	27Gam Boo	3.0400	8000.0	73	4015	No
336	GOM_NL__2PRFIN20021206_144554_000000362011_00454_04015_9769.N1	06-DEC-2002 14:45:54	Bright	35.500	83		2.3780	11000.	71	4015	No
337	GOM_NL__2PRFIN20021206_144859_000000382011_00454_04015_9770.N1	06-DEC-2002 14:48:59	Bright	37.500	111	8Eta Boo	2.6800	6000.0	75	4015	No



338	GOM_NL__2PRFIN20021206_145304_000000962011_00454_04015_9771.N1	06-DEC-2002 14:53:04	Twilight	96.000	96	68Del Leo	2.5600	9300.0	192	4015	No
339	GOM_NL__2PRFIN20021206_145718_000000522011_00454_04015_9772.N1	06-DEC-2002 14:57:18	Dark	52.000	1014	Mars	0.0000	0.0000	104	4015	Yes
340	GOM_NL__2PRFIN20021206_150151_000000482011_00454_04015_9773.N1	06-DEC-2002 15:01:51	Twilight	47.500	163	7Del Crv	2.9450	11000.	95	4015	No
341	GOM_NL__2PRFIN20021206_150325_000000522011_00454_04015_9774.N1	06-DEC-2002 15:03:25	Dark	52.000	106	9Bet Crv	2.6480	5600.0	104	4015	No
342	GOM_NL__2PRFIN20021206_150501_000000432011_00454_04015_9775.N1	06-DEC-2002 15:05:01	Dark	42.500	123	1ot Cen	2.7500	10200.	85	4015	No
343	GOM_NL__2PRFIN20021206_150658_000000392011_00454_04015_9776.N1	06-DEC-2002 15:06:58	Dark	39.000	95	Zet Cen	2.5450	26000.	78	4015	No
344	GOM_NL__2PRFIN20021206_150906_000000412011_00454_04015_9777.N1	06-DEC-2002 15:09:06	Dark	40.500	64	Gam Cen	2.2000	10600.	81	4015	No
345	GOM_NL__2PRFIN20021206_151119_000000472011_00454_04015_9778.N1	06-DEC-2002 15:11:19	Dark	46.500	20	Bet Cru	1.2530	30000.	93	4015	No
346	GOM_NL__2PRFIN20021206_165428_000000482011_00456_04017_9743.N1	06-DEC-2002 16:54:28	Dark	47.500	113	Mu Vel	2.6920	5000.0	95	4017	No
347	GOM_NL__2PRFIN20021206_165842_000000412011_00456_04017_9744.N1	06-DEC-2002 16:58:42	Dark	40.500	29	Bet Car	1.6720	10200.	81	4017	No
348	GOM_NL__2PRFIN20021206_170050_000000482011_00456_04017_9745.N1	06-DEC-2002 17:00:50	Dark	48.000	41	Eps Car	1.8600	4100.0	96	4017	No
349	GOM_NL__2PRFIN20021206_170310_000000532011_00456_04017_9746.N1	06-DEC-2002 17:03:10	Dark	52.500	34	Gam2Vel	1.7930	23000.	105	4017	No
350	GOM_NL__2PRFIN20021206_170601_000000532011_00456_04017_9747.N1	06-DEC-2002 17:06:01	Dark	53.000	2	Alp Car	-0.73600	7000.0	106	4017	No
351	GOM_NL__2PRFIN20021206_170818_000000592011_00456_04017_9748.N1	06-DEC-2002 17:08:18	Dark	58.500	117	Pi Pup	2.7060	3800.0	117	4017	No
352	GOM_NL__2PRFIN20021206_171153_000000712011_00456_04017_9749.N1	06-DEC-2002 17:11:53	Dark	70.500	23	21Eps CMa	1.5020	26000.	141	4017	No
353	GOM_NL__2PRFIN20021206_171355_000000712011_00456_04017_9750.N1	06-DEC-2002 17:13:55	Straylight	70.500	179	24Omi2CMa	3.0320	24000.	141	4017	No
354	GOM_NL__2PRFIN20021206_171737_000000782011_00456_04017_9751.N1	06-DEC-2002 17:17:37	Straylight	77.500	1	9Alp CMa	-1.4400	11000.	155	4017	No
355	GOM_NL__2PRFIN20021206_172106_000000592011_00456_04017_9752.N1	06-DEC-2002 17:21:06	Straylight	58.500	7	19Bet Ori	0.10000	14000.	117	4017	No
356	GOM_NL__2PRFIN20021206_172344_000000602011_00456_04017_9753.N1	06-DEC-2002 17:23:44	Straylight	59.500	30	46Eps Ori	1.6940	30000.	119	4017	No
357	GOM_NL__2PRFIN20021206_172618_000000542011_00456_04017_9754.N1	06-DEC-2002 17:26:18	Twilight	53.500	27	24Gam Ori	1.6360	26000.	107	4017	No
358	GOM_NL__2PRFIN20021206_172847_000000592011_00456_04017_9755.N1	06-DEC-2002 17:28:47	Bright	59.000	13	87Alp Tau	0.86700	3800.0	118	4017	No
359	GOM_NL__2PRFIN20021206_173115_000000402011_00456_04017_9756.N1	06-DEC-2002 17:31:15	Bright	40.000	50	13Alp Ari	2.0070	4250.0	80	4017	No
360	GOM_NL__2PRFIN20021206_173255_000000382011_00456_04017_9757.N1	06-DEC-2002 17:32:55	Bright	38.000	150	44Zet Per	2.8900	28000.	76	4017	No
361	GOM_NL__2PRFIN20021206_173421_000000472011_00456_04017_9758.N1	06-DEC-2002 17:34:21	Bright	46.500	114	31ot Aur	2.6930	4600.0	93	4017	No
362	GOM_NL__2PRFIN20021206_173620_000000442011_00456_04017_9759.N1	06-DEC-2002 17:36:20	Bright	43.500	73	57Gam1And	2.2600	13100.	87	4017	No
363	GOM_NL__2PRFIN20021206_173754_000000392011_00456_04017_9760.N1	06-DEC-2002 17:37:54	Bright	39.000	35	33Alp Per	1.7950	6250.0	78	4017	No
364	GOM_NL__2PRFIN20021206_174006_000000522011_00456_04017_9761.N1	06-DEC-2002 17:40:06	Bright	51.500	42	34Bet Aur	1.9000	10200.	103	4017	No
365	GOM_NL__2PRFIN20021206_174213_000000382011_00456_04017_9762.N1	06-DEC-2002 17:42:13	Bright	37.500	76	27Gam Cas	2.3000	30000.	75	4017	No
366	GOM_NL__2PRFIN20021206_174859_000000382011_00456_04017_9763.N1	06-DEC-2002 17:48:59	Bright	38.000	49	1Alp UMi	1.9900	6300.0	76	4017	No
367	GOM_NL__2PRFIN20021206_175343_000000392011_00456_04017_9764.N1	06-DEC-2002 17:53:43	Bright	38.500	60	7Bet UMi	2.0810	3950.0	77	4017	No
368	GOM_NL__2PRFIN20021206_175509_000000502011_00456_04017_9765.N1	06-DEC-2002 17:55:09	Bright	50.000	36	50Alp UMa	1.8000	6300.0	100	4017	No
369	GOM_NL__2PRFIN20021206_175640_000000512011_00456_04017_9766.N1	06-DEC-2002 17:56:40	Bright	50.500	82	48Bet UMa	2.3650	10600.	101	4017	No
370	GOM_NL__2PRFIN20021206_175843_000000432011_00456_04017_9767.N1	06-DEC-2002 17:58:43	Bright	43.000	32	77Eps UMa	1.7630	11000.	86	4017	No
371	GOM_NL__2PRFIN20021206_180059_000000392011_00456_04017_9768.N1	06-DEC-2002 18:00:59	Bright	39.000	39	85Eta UMa	1.8540	24000.	78	4017	No
372	GOM_NL__2PRFIN20021206_180401_000000522011_00456_04017_9769.N1	06-DEC-2002 18:04:01	Bright	52.000	180	27Gam Boo	3.0400	8000.0	104	4017	No
373	GOM_NL__2PRFIN20021206_180705_000000372011_00456_04017_9770.N1	06-DEC-2002 18:07:05	Bright	37.000	83		2.3780	11000.	74	4017	No
374	GOM_NL__2PRFIN20021206_181010_000000392011_00456_04017_9771.N1	06-DEC-2002 18:10:10	Bright	38.500	111	8Eta Boo	2.6800	6000.0	77	4017	No
375	GOM_NL__2PRFIN20021206_181419_000000982011_00456_04017_9772.N1	06-DEC-2002 18:14:19	Twilight	98.000	96	68Del Leo	2.5600	9300.0	196	4017	No
376	GOM_NL__2PRFIN20021206_181831_000000412011_00456_04017_9773.N1	06-DEC-2002 18:18:31	Dark	40.500	1014	Mars	0.0000	0.0000	81	4017	Yes
377	GOM_NL__2PRFIN20021206_182302_000000522011_00456_04017_9774.N1	06-DEC-2002 18:23:02	Twilight	51.500	163	7Del Crv	2.9450	11000.	103	4017	No
378	GOM_NL__2PRFIN20021206_182438_000000482011_00456_04017_9775.N1	06-DEC-2002 18:24:38	Dark	47.500	106	9Bet Crv	2.6480	5600.0	95	4017	No
379	GOM_NL__2PRFIN20021206_182613_000000422011_00456_04017_9776.N1	06-DEC-2002 18:26:13	Dark	42.000	123	1ot Cen	2.7500	10200.	84	4017	No
380	GOM_NL__2PRFIN20021206_182810_000000382011_00456_04017_9777.N1	06-DEC-2002 18:28:10	Dark	38.000	95	Zet Cen	2.5450	26000.	76	4017	No
381	GOM_NL__2PRFIN20021206_183018_000000452011_00456_04017_9778.N1	06-DEC-2002 18:30:18	Dark	45.000	64	Gam Cen	2.2000	10600.	90	4017	No
382	GOM_NL__2PRFIN20021206_183231_000000422011_00456_04017_9779.N1	06-DEC-2002 18:32:31	Dark	41.500	20	Bet Cru	1.2530	30000.	83	4017	No
383	GOM_NL__2PRFIN20021206_183505_000000462011_00457_04018_9741.N1	06-DEC-2002 18:35:05	Dark	45.500	113	Mu Vel	2.6920	5000.0	91	4018	No
384	GOM_NL__2PRFIN20021206_183918_000000412011_00457_04018_9742.N1	06-DEC-2002 18:39:18	Dark	40.500	29	Bet Car	1.6720	10200.	81	4018	No
385	GOM_NL__2PRFIN20021206_184127_000000502011_00457_04018_9743.N1	06-DEC-2002 18:41:27	Dark	50.000	41	Eps Car	1.8600	4100.0	100	4018	No
386	GOM_NL__2PRFIN20021206_184346_000000492011_00457_04018_9744.N1	06-DEC-2002 18:43:46	Dark	49.000	34	Gam2Vel	1.7930	23000.	98	4018	No
387	GOM_NL__2PRFIN20021206_184638_000000572011_00457_04018_9745.N1	06-DEC-2002 18:46:38	Dark	57.000	2	Alp Car	-0.73600	7000.0	114	4018	No
388	GOM_NL__2PRFIN20021206_184853_000000662011_00457_04018_9746.N1	06-DEC-2002 18:48:53	Dark	65.500	117	Pi Pup	2.7060	3800.0	131	4018	No
389	GOM_NL__2PRFIN20021206_185231_000000672011_00457_04018_9747.N1	06-DEC-2002 18:52:31	Dark	67.000	23	21Eps CMa	1.5020	26000.	134	4018	No
390	GOM_NL__2PRFIN20021206_185432_000000702011_00457_04018_9748.N1	06-DEC-2002 18:54:32	Straylight	69.500	179	24Omi2CMa	3.0320	24000.	139	4018	No
391	GOM_NL__2PRFIN20021206_185814_000000792011_00457_04018_9749.N1	06-DEC-2002 18:58:14	Straylight	79.000	1	9Alp CMa	-1.4400	11000.	158	4018	No
392	GOM_NL__2PRFIN20021206_190140_000000592011_00457_04018_9750.N1	06-DEC-2002 19:01:40	Straylight	59.000	7	19Bet Ori	0.10000	14000.	118	4018	No
393	GOM_NL__2PRFIN20021206_190420_000000622011_00457_04018_9751.N1	06-DEC-2002 19:04:20	Straylight	62.000	30	46Eps Ori	1.6940	30000.	124	4018	No
394	GOM_NL__2PRFIN20021206_190653_000000592011_00457_04018_9752.N1	06-DEC-2002 19:06:53	Twilight	59.000	27	24Gam Ori	1.6360	26000.	118	4018	No
395	GOM_NL__2PRFIN20021206_190923_000000562011_00457_04018_9753.N1	06-DEC-2002 19:09:23	Bright	55.500	13	87Alp Tau	0.86700	3800.0	111	4018	No
396	GOM_NL__2PRFIN20021206_191151_000000412011_00457_04018_9754.N1	06-DEC-2002 19:11:51	Bright	40.500	50	13Alp Ari	2.0070	4250.0	81	4018	No

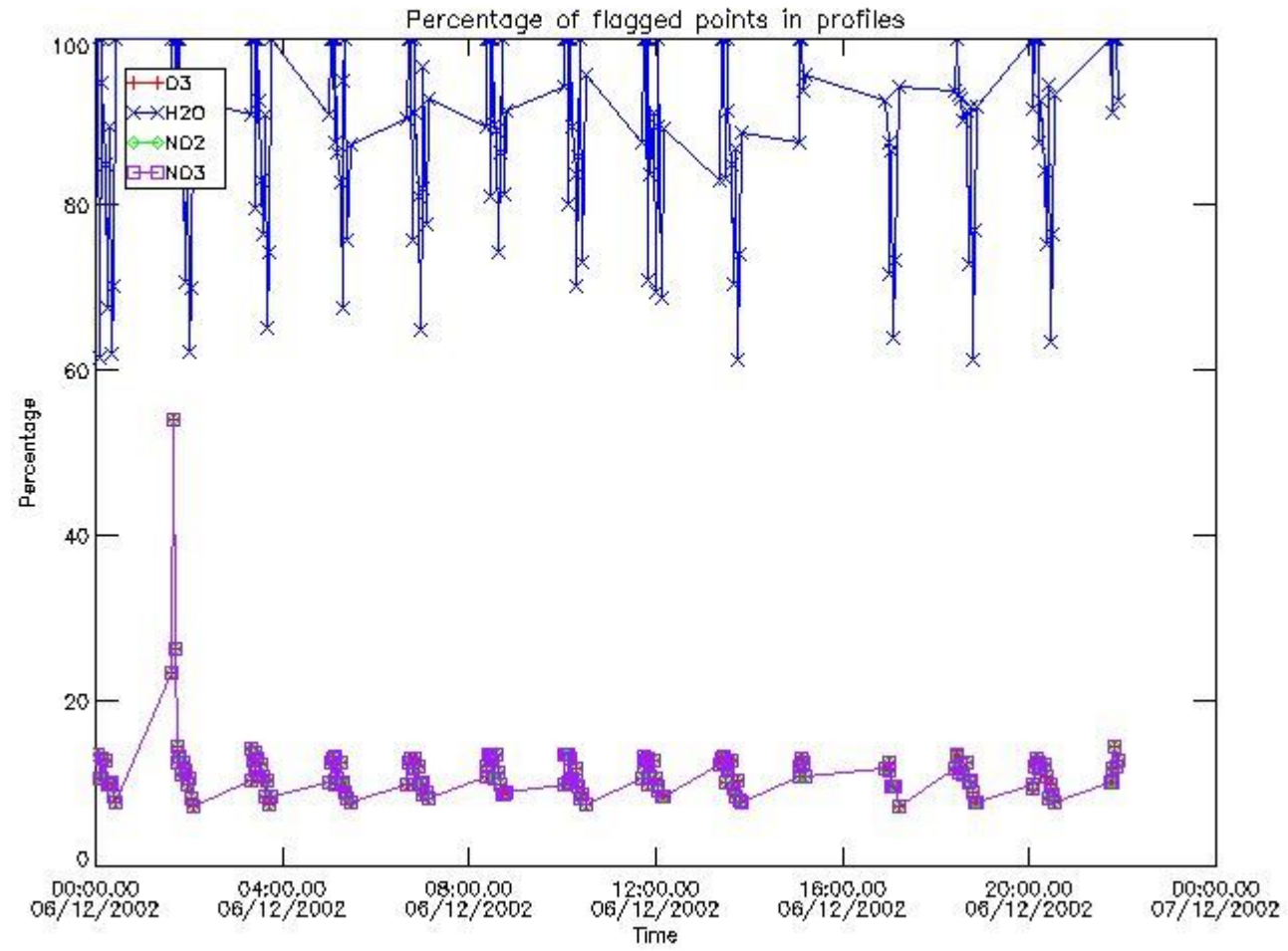


397	GOM_NL__2PRFIN20021206_191331_000000392011_00457_04018_9755.N1	06-DEC-2002 19:13:31	Bright	39.000	150	44Zet Per	2.8900	28000.	78	4018	No
398	GOM_NL__2PRFIN20021206_191457_000000462011_00457_04018_9756.N1	06-DEC-2002 19:14:57	Bright	46.000	114	3Iot Aur	2.6930	4600.0	92	4018	No
399	GOM_NL__2PRFIN20021206_191656_000000402011_00457_04018_9757.N1	06-DEC-2002 19:16:56	Bright	40.000	73	57Gam1And	2.2600	13100.	80	4018	No
400	GOM_NL__2PRFIN20021206_191830_000000382011_00457_04018_9758.N1	06-DEC-2002 19:18:30	Bright	38.000	35	33Alp Per	1.7950	6250.0	76	4018	No
401	GOM_NL__2PRFIN20021206_192041_000000502011_00457_04018_9759.N1	06-DEC-2002 19:20:41	Bright	50.000	42	34Bet Aur	1.9000	10200.	100	4018	No
402	GOM_NL__2PRFIN20021206_192249_000000382011_00457_04018_9760.N1	06-DEC-2002 19:22:49	Bright	37.500	76	27Gam Cas	2.3000	30000.	75	4018	No
403	GOM_NL__2PRFIN20021206_192935_000000382011_00457_04018_9761.N1	06-DEC-2002 19:29:35	Bright	38.000	49	1Alp UMi	1.9900	6300.0	76	4018	No
404	GOM_NL__2PRFIN20021206_193419_000000342011_00457_04018_9762.N1	06-DEC-2002 19:34:19	Bright	34.000	60	7Bet UMi	2.0810	3950.0	68	4018	No
405	GOM_NL__2PRFIN20021206_193544_000000502011_00457_04018_9763.N1	06-DEC-2002 19:35:44	Bright	49.500	36	50Alp UMa	1.8000	6300.0	99	4018	No
406	GOM_NL__2PRFIN20021206_193718_000000502011_00457_04018_9764.N1	06-DEC-2002 19:37:18	Bright	49.500	82	48Bet UMa	2.3650	10600.	99	4018	No
407	GOM_NL__2PRFIN20021206_193917_000000442011_00457_04018_9765.N1	06-DEC-2002 19:39:17	Bright	44.000	32	77Eps UMa	1.7630	11000.	88	4018	No
408	GOM_NL__2PRFIN20021206_194135_000000382011_00457_04018_9766.N1	06-DEC-2002 19:41:35	Bright	37.500	39	85Eta UMa	1.8540	24000.	75	4018	No
409	GOM_NL__2PRFIN20021206_194437_000000382011_00457_04018_9767.N1	06-DEC-2002 19:44:37	Bright	37.500	180	27Gam Boo	3.0400	8000.0	75	4018	No
410	GOM_NL__2PRFIN20021206_194742_000000362011_00457_04018_9768.N1	06-DEC-2002 19:47:42	Bright	35.500	83		2.3780	11000.	71	4018	No
411	GOM_NL__2PRFIN20021206_195044_000000412011_00457_04018_9769.N1	06-DEC-2002 19:50:44	Bright	41.000	111	8Eta Boo	2.6800	6000.0	82	4018	No
412	GOM_NL__2PRFIN20021206_195456_000000952011_00457_04018_9770.N1	06-DEC-2002 19:54:56	Tw_i_and_stray	94.500	96	68Del Leo	2.5600	9300.0	189	4018	No
413	GOM_NL__2PRFIN20021206_195906_000000412011_00457_04018_9771.N1	06-DEC-2002 19:59:06	Dark	41.000	1014	Mars	0.0000	0.0000	82	4018	Yes
414	GOM_NL__2PRFIN20021206_200340_000000522011_00457_04018_9772.N1	06-DEC-2002 20:03:40	Dark	52.000	163	7Del Crv	2.9450	11000.	104	4018	No
415	GOM_NL__2PRFIN20021206_200514_000000552011_00457_04018_9773.N1	06-DEC-2002 20:05:14	Dark	54.500	106	9Bet Crv	2.6480	5600.0	109	4018	No
416	GOM_NL__2PRFIN20021206_200649_000000432011_00457_04018_9774.N1	06-DEC-2002 20:06:49	Dark	42.500	123	Iot Cen	2.7500	10200.	85	4018	No
417	GOM_NL__2PRFIN20021206_200847_000000392011_00457_04018_9775.N1	06-DEC-2002 20:08:47	Dark	39.000	95	Zet Cen	2.5450	26000.	78	4018	No
418	GOM_NL__2PRFIN20021206_201054_000000432011_00457_04018_9776.N1	06-DEC-2002 20:10:54	Dark	43.000	64	Gam Cen	2.2000	10600.	86	4018	No
419	GOM_NL__2PRFIN20021206_201307_000000412011_00457_04018_9777.N1	06-DEC-2002 20:13:07	Dark	40.500	20	Bet Cru	1.2530	30000.	81	4018	No
420	GOM_NL__2PRFIN20021206_201542_000000472011_00458_04019_9739.N1	06-DEC-2002 20:15:42	Dark	47.000	113	Mu Vel	2.6920	5000.0	94	4019	No
421	GOM_NL__2PRFIN20021206_201955_000000422011_00458_04019_9740.N1	06-DEC-2002 20:19:55	Dark	41.500	29	Bet Car	1.6720	10200.	83	4019	No
422	GOM_NL__2PRFIN20021206_202202_000000472011_00458_04019_9741.N1	06-DEC-2002 20:22:02	Dark	47.000	41	Eps Car	1.8600	4100.0	94	4019	No
423	GOM_NL__2PRFIN20021206_202421_000000632011_00458_04019_9742.N1	06-DEC-2002 20:24:21	Dark	62.500	34	Gam2Vel	1.7930	23000.	125	4019	No
424	GOM_NL__2PRFIN20021206_202714_000000512011_00458_04019_9743.N1	06-DEC-2002 20:27:14	Dark	51.000	2	Alp Car	-0.73600	7000.0	102	4019	No
425	GOM_NL__2PRFIN20021206_202931_000000642011_00458_04019_9744.N1	06-DEC-2002 20:29:31	Dark	64.000	117	Pi Pup	2.7060	3800.0	128	4019	No
426	GOM_NL__2PRFIN20021206_203308_000000672011_00458_04019_9745.N1	06-DEC-2002 20:33:08	Dark	67.000	23	21Eps CMa	1.5020	26000.	134	4019	No
427	GOM_NL__2PRFIN20021206_203509_000000682011_00458_04019_9746.N1	06-DEC-2002 20:35:09	Straylight	67.500	179	24Omi2CMa	3.0320	24000.	135	4019	No
428	GOM_NL__2PRFIN20021206_203850_000000822011_00458_04019_9747.N1	06-DEC-2002 20:38:50	Straylight	81.500	1	9Alp CMa	-1.4400	11000.	163	4019	No
429	GOM_NL__2PRFIN20021206_204216_000000572011_00458_04019_9748.N1	06-DEC-2002 20:42:16	Straylight	57.000	7	19Bet Ori	0.10000	14000.	114	4019	No
430	GOM_NL__2PRFIN20021206_204456_000000612011_00458_04019_9749.N1	06-DEC-2002 20:44:56	Straylight	61.000	30	46Eps Ori	1.6940	30000.	122	4019	No
431	GOM_NL__2PRFIN20021206_204730_000000592011_00458_04019_9750.N1	06-DEC-2002 20:47:30	Tw_i_and_stray	59.000	27	24Gam Ori	1.6360	26000.	118	4019	No
432	GOM_NL__2PRFIN20021206_204957_000000592011_00458_04019_9751.N1	06-DEC-2002 20:49:57	Bright	58.500	13	87Alp Tau	0.86700	3800.0	117	4019	No
433	GOM_NL__2PRFIN20021206_205227_000000392011_00458_04019_9752.N1	06-DEC-2002 20:52:27	Bright	38.500	50	13Alp Ari	2.0070	4250.0	77	4019	No
434	GOM_NL__2PRFIN20021206_205407_000000402011_00458_04019_9753.N1	06-DEC-2002 20:54:07	Bright	39.500	150	44Zet Per	2.8900	28000.	79	4019	No
435	GOM_NL__2PRFIN20021206_205530_000000482011_00458_04019_9754.N1	06-DEC-2002 20:55:30	Bright	47.500	114	3Iot Aur	2.6930	4600.0	95	4019	No
436	GOM_NL__2PRFIN20021206_205732_000000402011_00458_04019_9755.N1	06-DEC-2002 20:57:32	Bright	39.500	73	57Gam1And	2.2600	13100.	79	4019	No
437	GOM_NL__2PRFIN20021206_205906_000000402011_00458_04019_9756.N1	06-DEC-2002 20:59:06	Bright	39.500	35	33Alp Per	1.7950	6250.0	79	4019	No
438	GOM_NL__2PRFIN20021206_210117_000000512011_00458_04019_9757.N1	06-DEC-2002 21:01:17	Bright	51.000	42	34Bet Aur	1.9000	10200.	102	4019	No
439	GOM_NL__2PRFIN20021206_210325_000000362011_00458_04019_9758.N1	06-DEC-2002 21:03:25	Bright	36.000	76	27Gam Cas	2.3000	30000.	72	4019	No
440	GOM_NL__2PRFIN20021206_211011_000000372011_00458_04019_9759.N1	06-DEC-2002 21:10:11	Bright	37.000	49	1Alp UMi	1.9900	6300.0	74	4019	No
441	GOM_NL__2PRFIN20021206_211454_000000402011_00458_04019_9760.N1	06-DEC-2002 21:14:54	Bright	40.000	60	7Bet UMi	2.0810	3950.0	80	4019	No
442	GOM_NL__2PRFIN20021206_211618_000000522011_00458_04019_9761.N1	06-DEC-2002 21:16:18	Bright	51.500	36	50Alp UMa	1.8000	6300.0	103	4019	No
443	GOM_NL__2PRFIN20021206_211754_000000492011_00458_04019_9762.N1	06-DEC-2002 21:17:54	Bright	48.500	82	48Bet UMa	2.3650	10600.	97	4019	No
444	GOM_NL__2PRFIN20021206_211953_000000452011_00458_04019_9763.N1	06-DEC-2002 21:19:53	Bright	45.000	32	77Eps UMa	1.7630	11000.	90	4019	No
445	GOM_NL__2PRFIN20021206_212210_000000392011_00458_04019_9764.N1	06-DEC-2002 21:22:10	Bright	39.000	39	85Eta UMa	1.8540	24000.	78	4019	No
446	GOM_NL__2PRFIN20021206_212513_000000382011_00458_04019_9765.N1	06-DEC-2002 21:25:13	Bright	37.500	180	27Gam Boo	3.0400	8000.0	75	4019	No
447	GOM_NL__2PRFIN20021206_212817_000000382011_00458_04019_9766.N1	06-DEC-2002 21:28:17	Bright	37.500	83		2.3780	11000.	75	4019	No
448	GOM_NL__2PRFIN20021206_213122_000000392011_00458_04019_9767.N1	06-DEC-2002 21:31:22	Bright	39.000	111	8Eta Boo	2.6800	6000.0	78	4019	No
449	GOM_NL__2PRFIN20021206_213533_000001022011_00458_04019_9768.N1	06-DEC-2002 21:35:33	Tw_i_and_stray	102.00	96	68Del Leo	2.5600	9300.0	204	4019	No
450	GOM_NL__2PRFIN20021206_213943_000000412011_00458_04019_9769.N1	06-DEC-2002 21:39:43	Dark	40.500	1014	Mars	0.0000	0.0000	81	4019	Yes
451	GOM_NL__2PRFIN20021206_214418_000000502011_00458_04019_9770.N1	06-DEC-2002 21:44:18	Dark	50.000	163	7Del Crv	2.9450	11000.	100	4019	No
452	GOM_NL__2PRFIN20021206_214549_000000512011_00458_04019_9771.N1	06-DEC-2002 21:45:49	Dark	50.500	106	9Bet Crv	2.6480	5600.0	101	4019	No
453	GOM_NL__2PRFIN20021206_214724_000000432011_00458_04019_9772.N1	06-DEC-2002 21:47:24	Dark	43.000	123	Iot Cen	2.7500	10200.	86	4019	No
454	GOM_NL__2PRFIN20021206_214923_000000392011_00458_04019_9773.N1	06-DEC-2002 21:49:23	Dark	38.500	95	Zet Cen	2.5450	26000.	77	4019	No
455	GOM_NL__2PRFIN20021206_215131_000000422011_00458_04019_9774.N1	06-DEC-2002 21:51:31	Dark	42.000	64	Gam Cen	2.2000	10600.	84	4019	No

### 3. Quality information per product

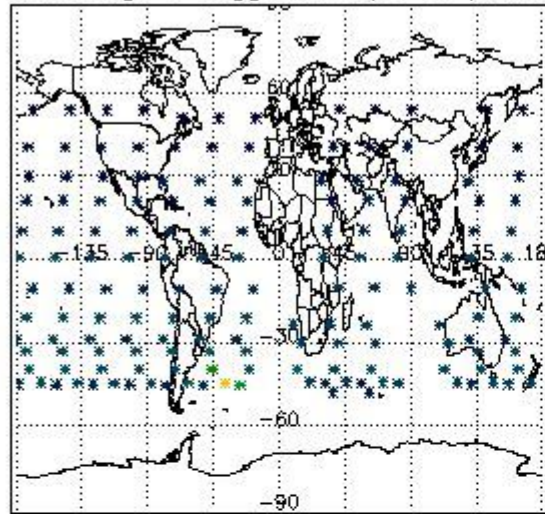
In this section it is plotted some information contained in the Quality Summary data set of the level 2 products. Only products in dark limb conditions and without errors (error flag in the MPH set to "0") are used.

#### 3.1 Plot quality information per product (time dependant)

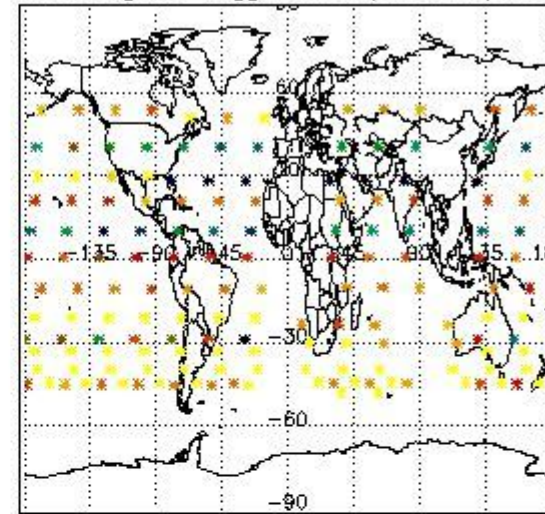


#### 3.2 Plot quality information per product (world map)

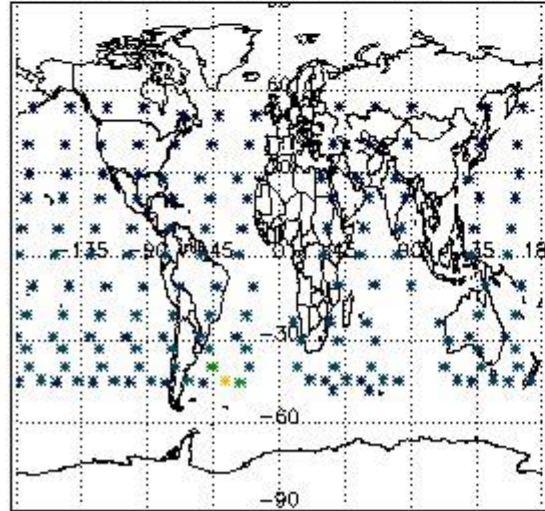
Percentage of flagged data per O3 profile




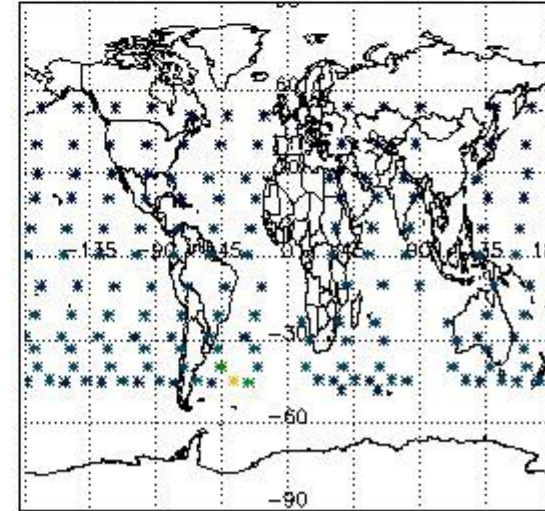
Percentage of flagged data per H2O profile



Percentage of flagged data per NO2 profile



Percentage of flagged data per NO3 profile



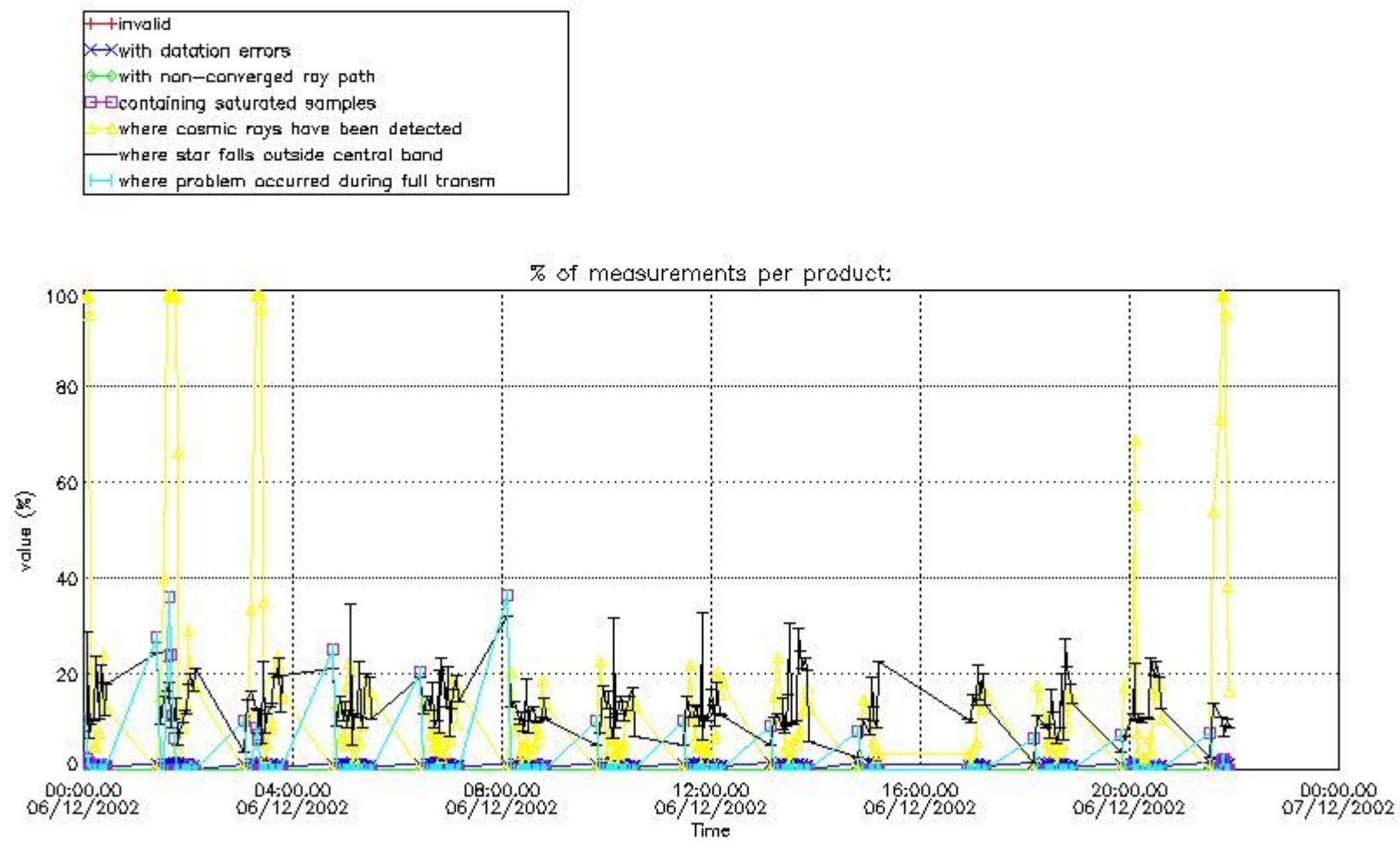
#### 4. Level 1 quality information per product

In this section it is plotted some information contained in the Quality Summary data set of the level 2 products that comes from the level 1b processing. Products without errors (error flag in the MPH set to "0") are used.

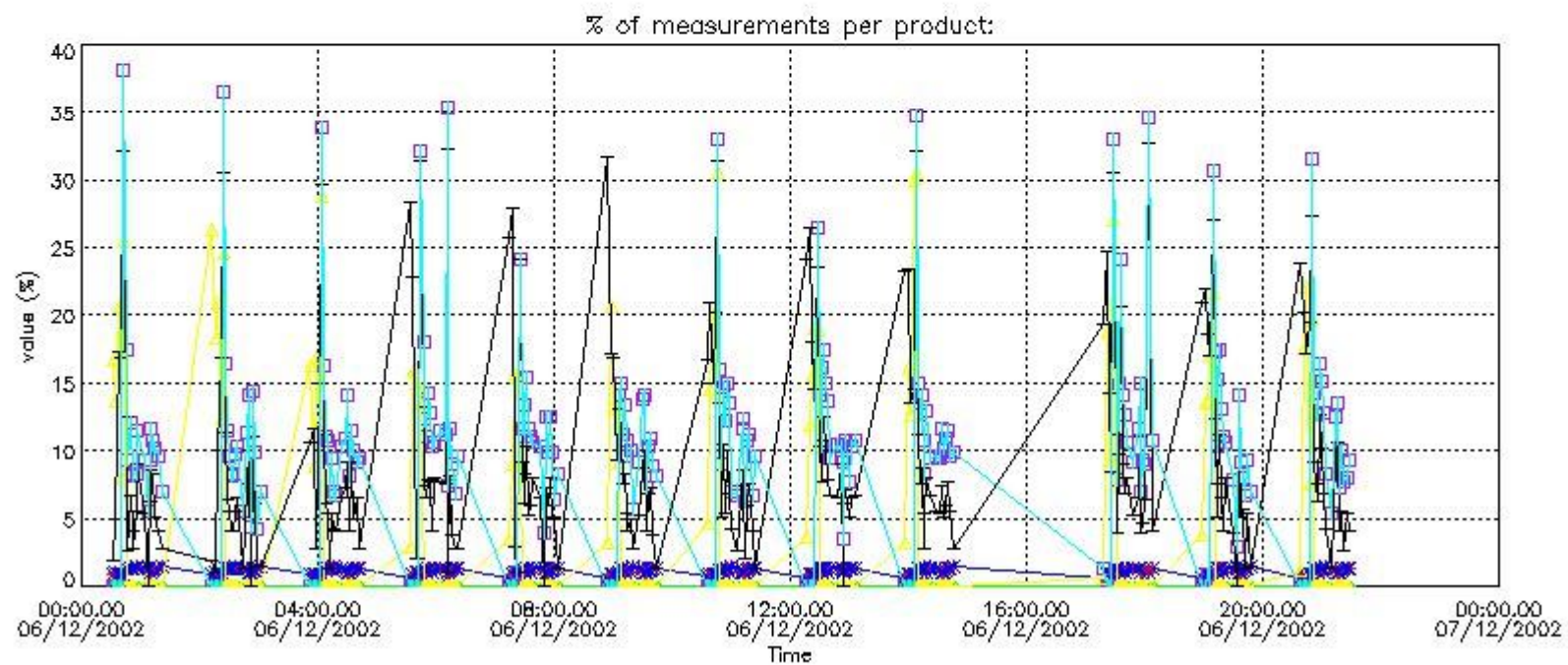
##### 4.1 Plot quality information per product (time dependant) coming from level 1b processing

###### 4.1.1 Plot level 1 quality information per product (time dependant): ENVISAT ASCENDING passes





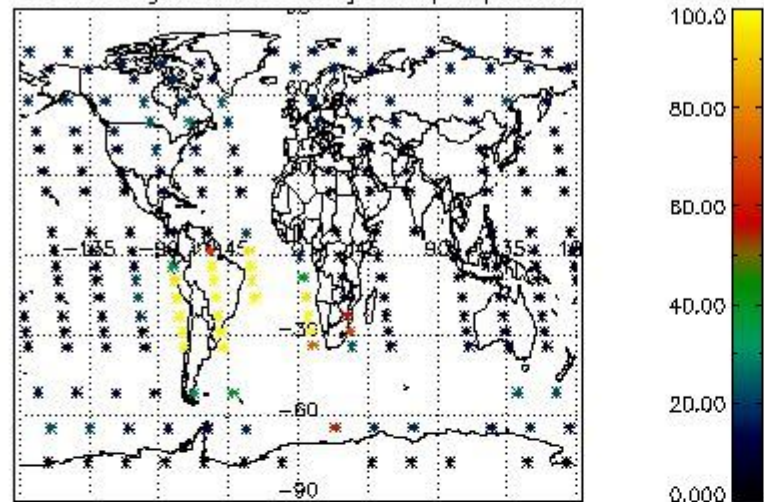
4.1.2 Plot level 1 quality information per product (time dependant): ENVI SAT DESCENDING passes



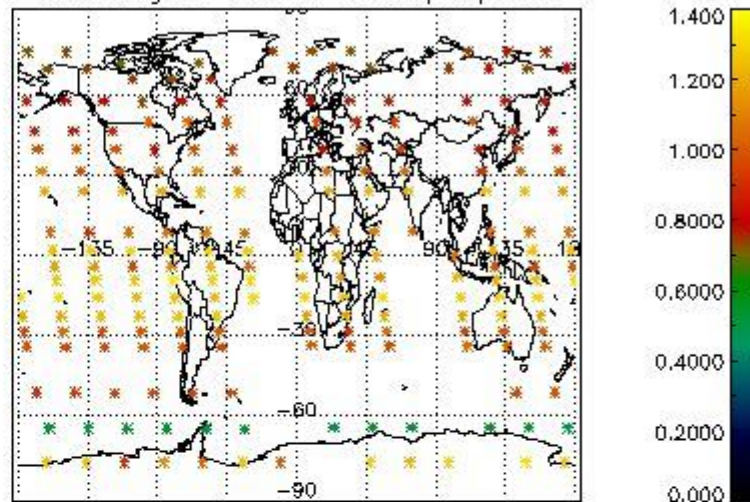
4.2 Plot quality information per product coming from level 1b processing (world map)

4.2.1 Plot level 1 quality information per product (world map): ENVISAT ASCENDING passes

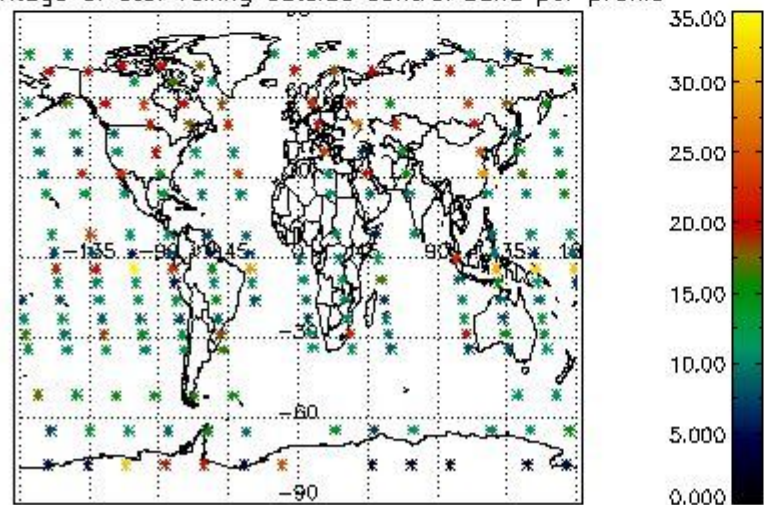
Percentage of cosmic ray hits per profile



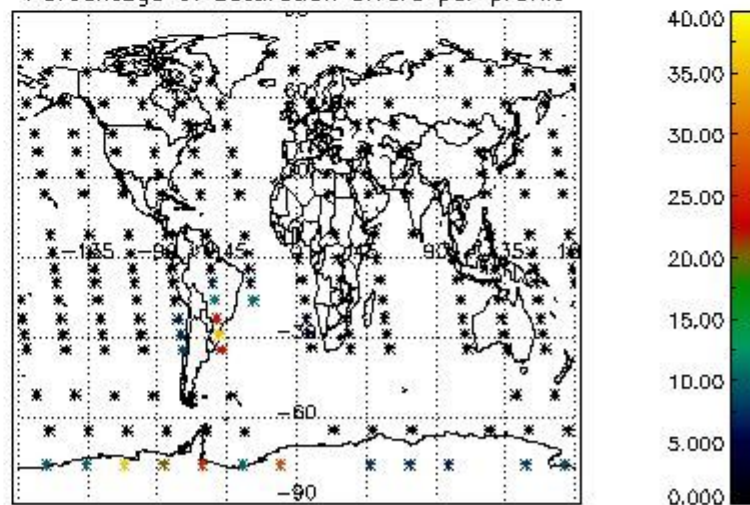
Percentage of datation errors per profile



Percentage of star falling outside central band per profile

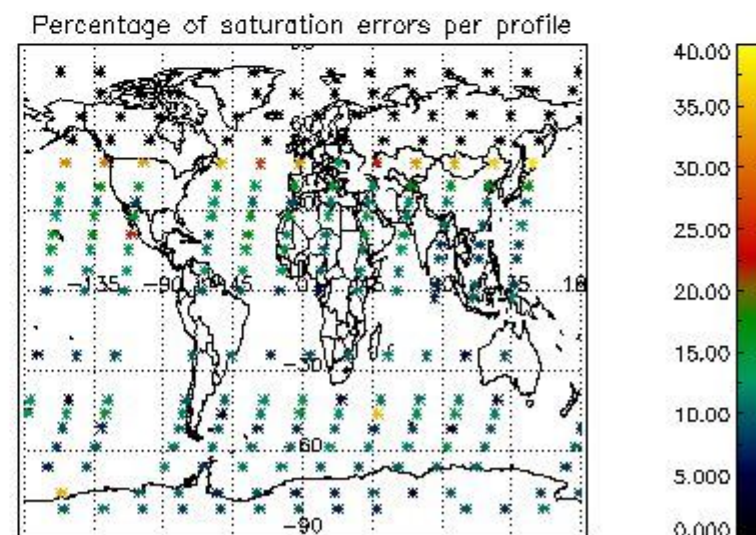
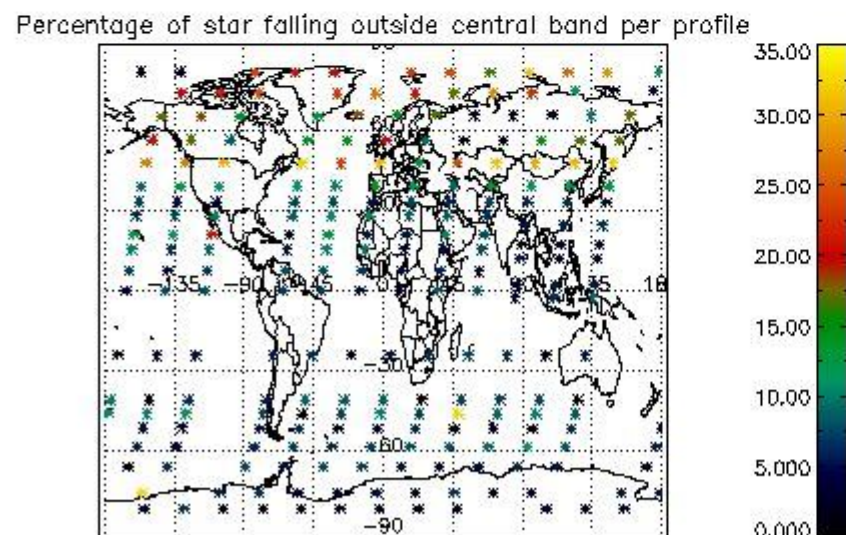
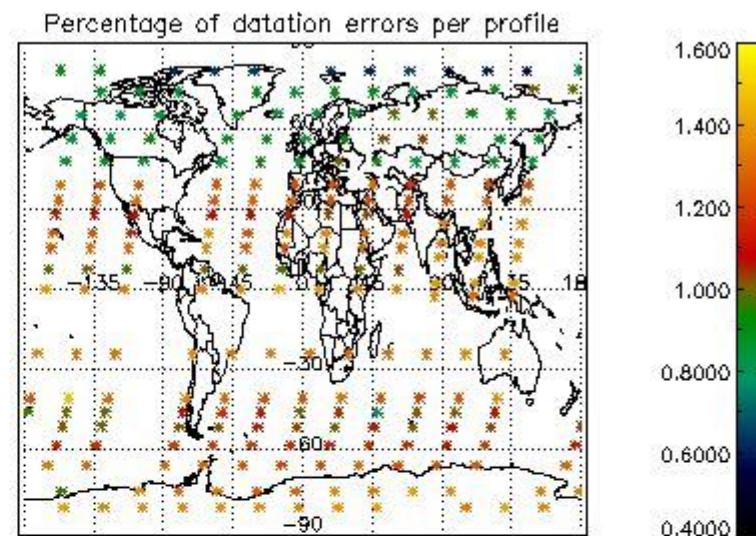
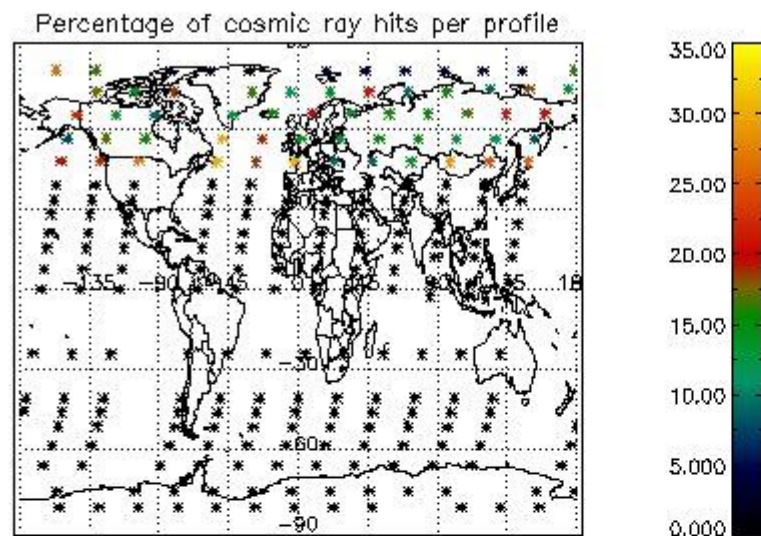


Percentage of saturation errors per profile



4.2.2 Plot level 1 quality information per product (world map): ENVISAT DESCENDING passes





## 5. Trace gas profiles

### 5.1 Ozone statistics based on quality of products

The final quality of the products can be "measured" using the STD (Standard Deviation) attached to every point profile. This information is written to the parameter GOM\_NL\_\_2P/NL\_LOCAL\_SPECIES\_DENSITY/o3\_std of the level 2 products. The table below shows the statistics for given STD ranges.

The statistics are given with respect to the overall valid production:

- Products without fatal errors: GOM\_NL\_\_2P/MPH/PRODUCT\_ERR=0
- Valid point profile: GOM\_NL\_\_2P/NL\_LOCAL\_SPECIES\_DENSITY/pcd(0)=0

The 'Criteria' is applied to valid points of dark limb products:

- Products in dark limb illumination condition: GOM\_NL\_\_2P/NL\_SUMMARY\_QUALITY/obs\_ill\_cond=0
- Products without fatal errors: GOM\_NL\_\_2P/MPH/PRODUCT\_ERR=0
- Valid point profile: GOM\_NL\_\_2P/NL\_LOCAL\_SPECIES\_DENSITY/pcd(0)=0

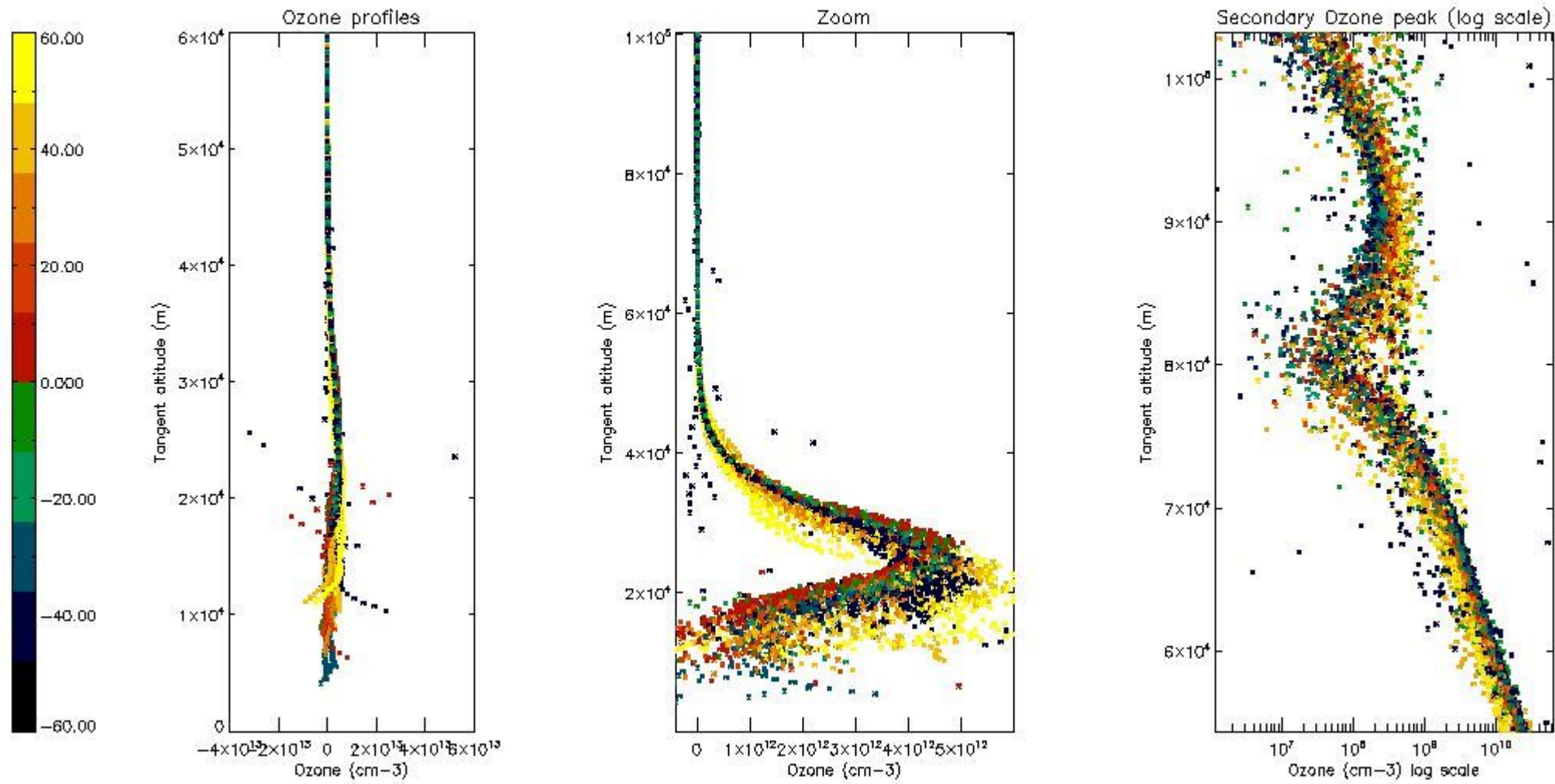
So, the table below shows the percentage of dark limb and valid observations for each criteria with respect to the overall valid daily observations.

Criteria	% of total production
All STD	35
STD < 20	21

STD < 10	17
STD < 5	13

5.2 Plot ozone profiles for all STD (dark without errors)

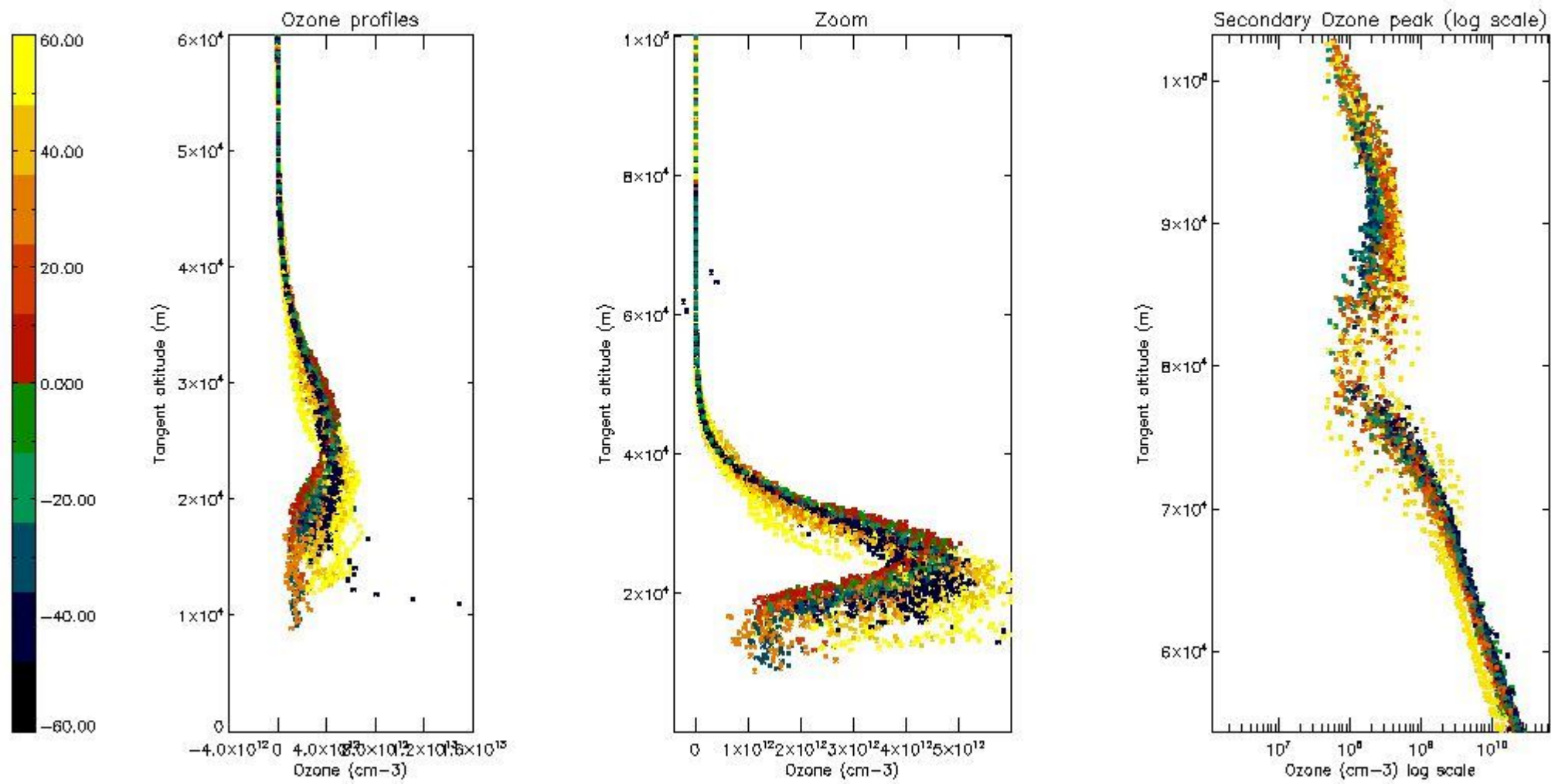
The colorbar represents the latitude.



5.3 Plot ozone profiles where STD < 20% (dark without errors)

The colorbar represents the latitude.

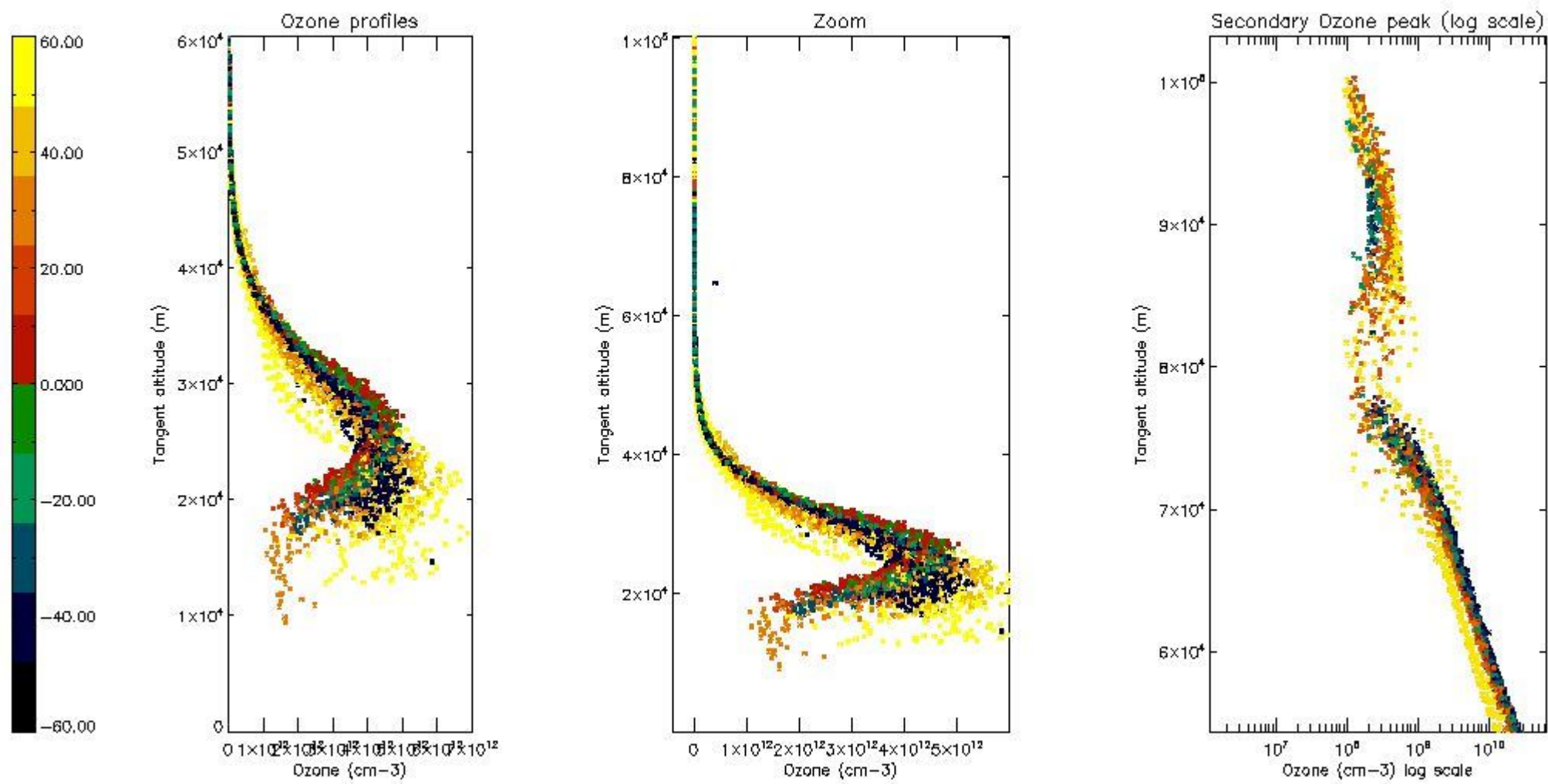




*5.4 Plot ozone profiles where STD < 10% (dark without errors)*

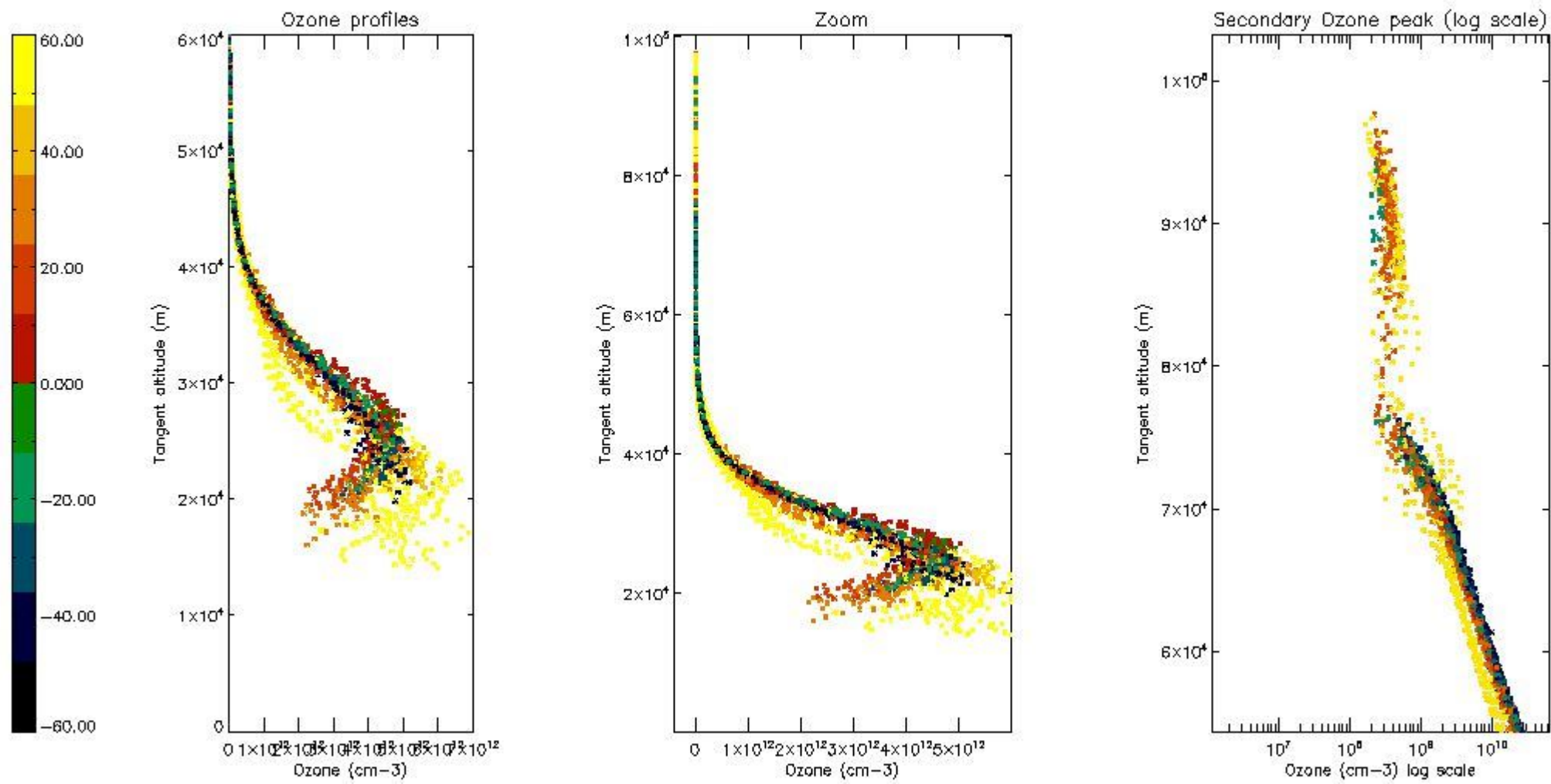
The colorbar represents the latitude.





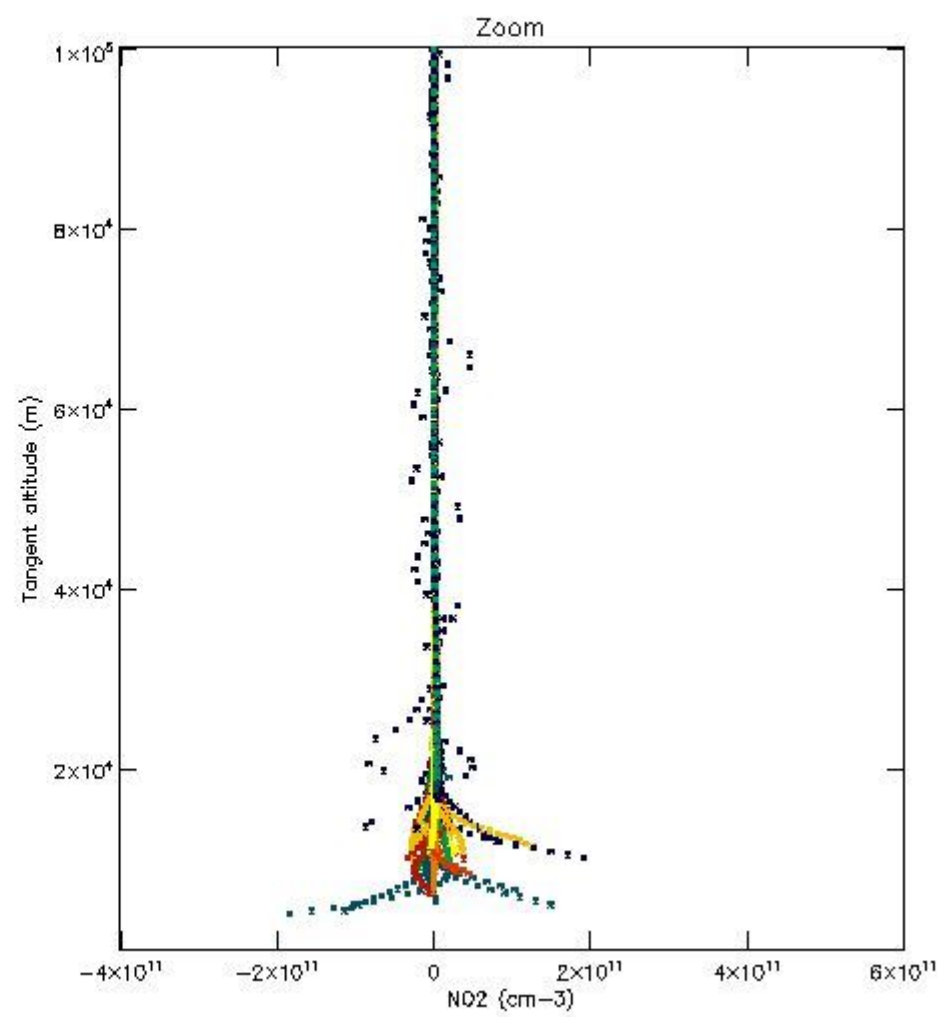
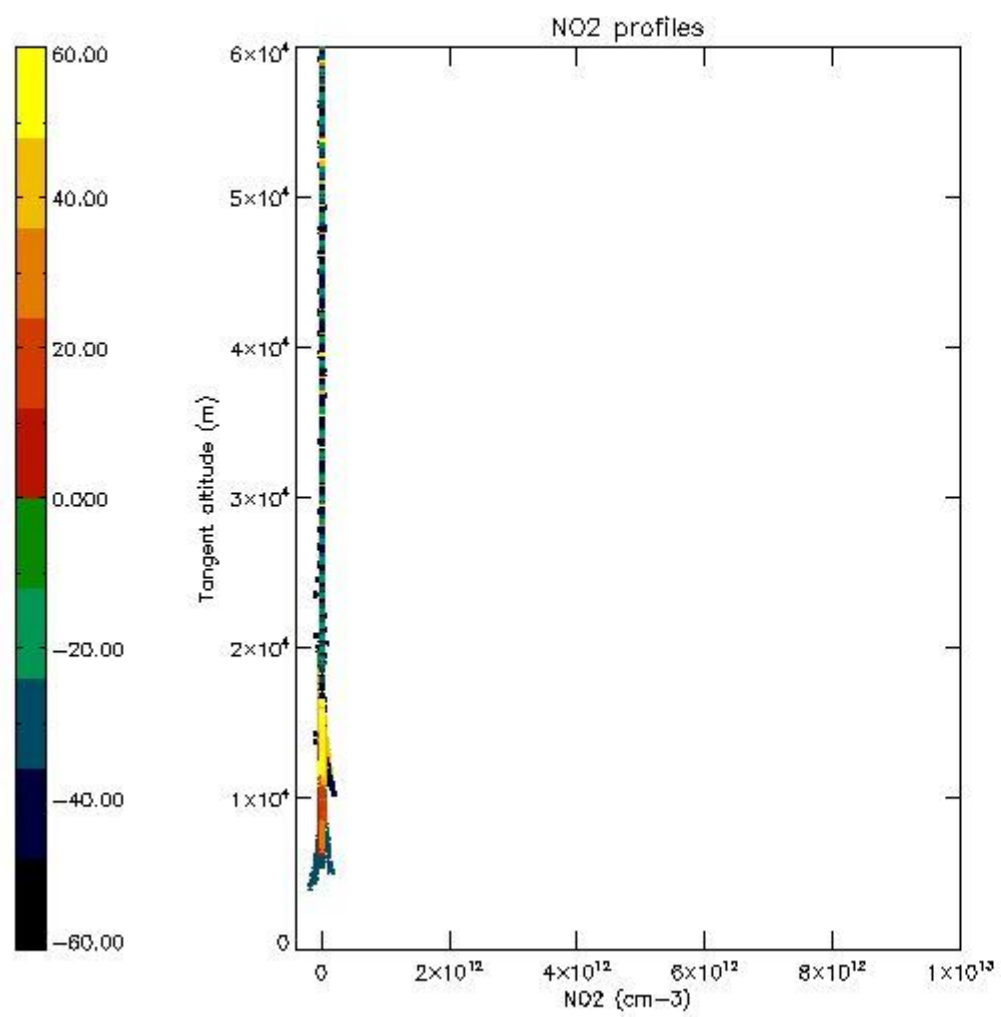
*5.5 Plot ozone profiles where STD < 5% (dark without errors)*

The colorbar represents the latitude.



*5.6 Plot NO<sub>2</sub> profiles for all STD (dark without errors)*

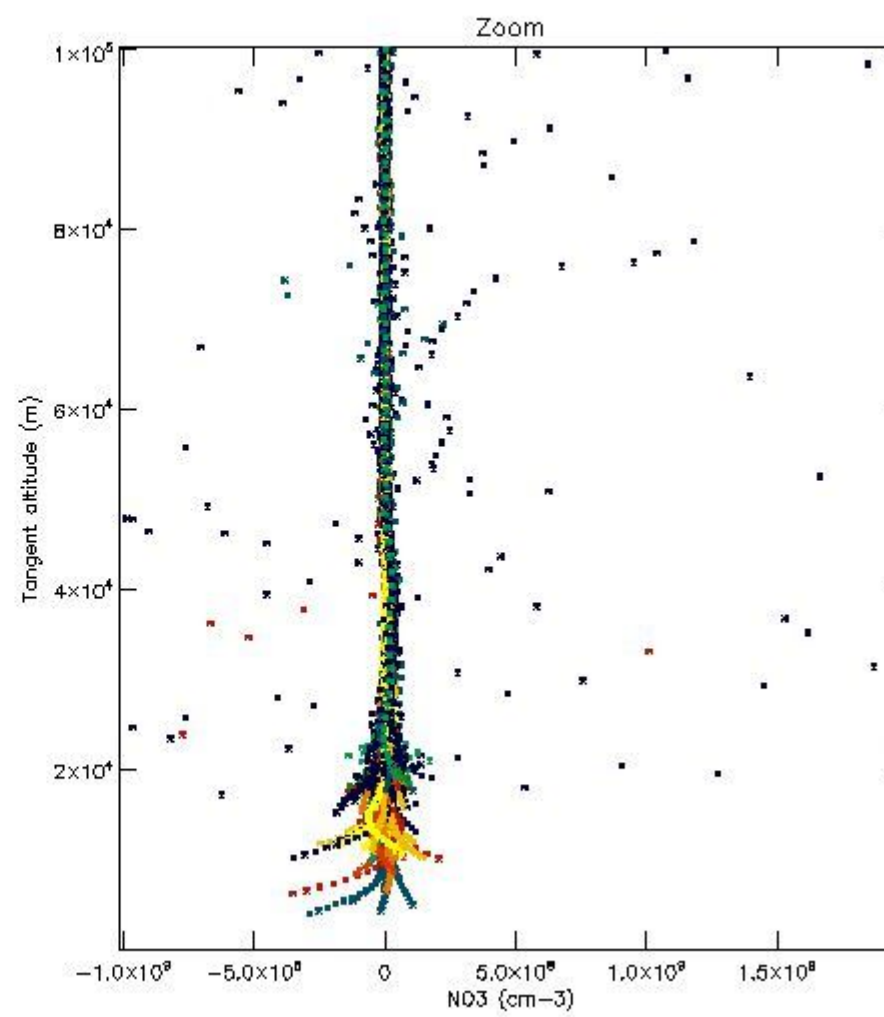
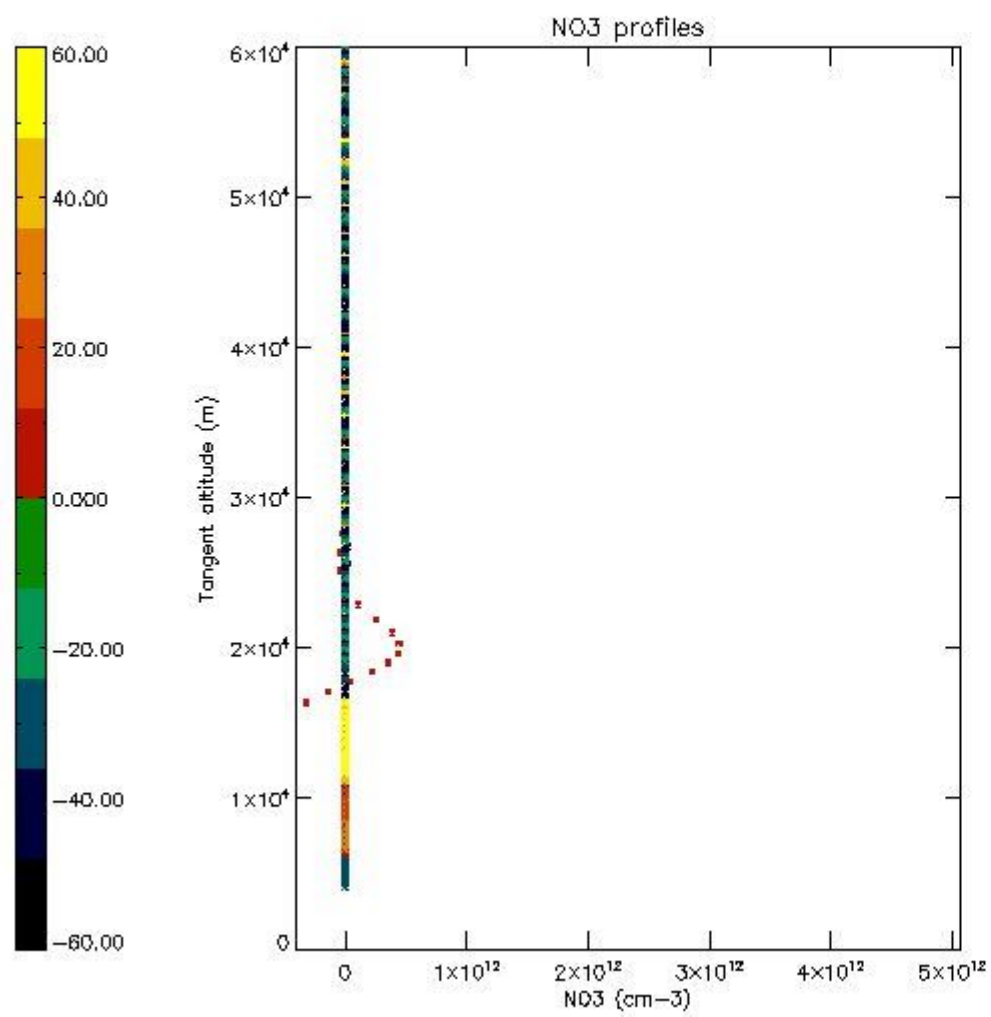
The colorbar represents the latitude.



*5.7 Plot NO3 profiles for all STD (dark without errors)*

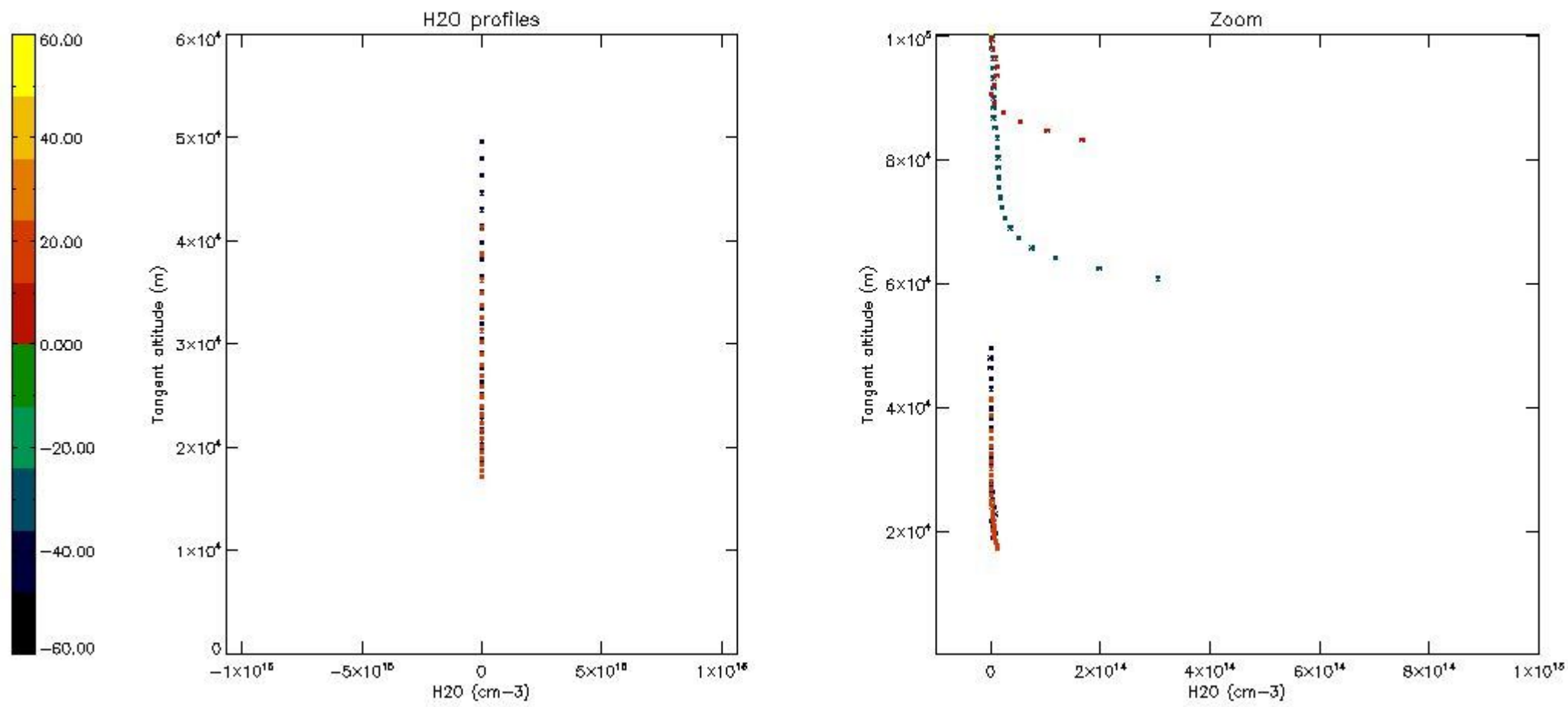
The colorbar represents the latitude.





5.8 Plot H<sub>2</sub>O profiles for all STD (only for occultations of stars 1,2,3,4,13,14,16,26,63 dark without errors)

The colorbar represents the latitude.



## 6. Auxiliary Data Files used for the production reported in section 2

The number reported in the third column indicates since which file (see list in section 2) the corresponding auxiliary file has been used. The fourth column is the date of those product files.

Type	Auxiliary Filename	Used since product	Used since product date
INST_PHYS_CHARACTERISTICS	GOM_INS_AXNIEC20050627_150440_20020301_000000_20100101_000000	1	06-DEC-2002 00:01:33
LEVEL-2_PROC_CONFIG	GOM_PR2_AXVIEC20091111_152718_20020301_000000_20500101_000000	1	06-DEC-2002 00:01:33
CROSS_SECTIONS_FILE	GOM_CRS_AXVIEC20091111_154832_20020301_000000_20500101_000000	1	06-DEC-2002 00:01:33

# GOMOS Level 2 Daily Report

## SUMMARY

### [1. General Info](#)

### [2. Summary of processed GOM\\_NL\\_2P products](#)

### [3. Level 2 Quality information per product](#)

#### [3.1 Plot of level 2 quality information per product \(time dependant\)](#)

#### [3.2 Plot of level 2 quality information per product \(world map\)](#)

### [4. Level 1 Quality information per product \(stored on level 2 products\)](#)

#### [4.1 Plot of level 1 quality information per product \(time dependant\)](#)

##### [4.1.1 Plot of level 1 quality information per product \(time dependant\): ASCENDING](#)

##### [4.1.2 Plot of level 1 quality information per product \(time dependant\): DESCENDING](#)

#### [4.2 Plot of level 1 quality information per product \(world map\)](#)

##### [4.2.1 Plot of level 1 quality information per product \(world map\): ASCENDING](#)

##### [4.2.2 Plot of level 1 quality information per product \(world map\): DESCENDING](#)

### [5. Ozone profiles based on quality statistics and other trace gas profiles](#)

#### [5.1 Ozone statistics based on quality of products](#)

#### [5.2 Plot ozone profiles for all STD \(dark without errors\)](#)

#### [5.3 Plot ozone profiles where STD < 20% \(dark without errors\)](#)

#### [5.4. Plot ozone profiles where STD < 10% \(dark without errors\)](#)

#### [5.5. Plot ozone profiles where STD < 5% \(dark without errors\)](#)

#### [5.6 Plot NO2 profiles for all STD \(dark without errors\)](#)

#### [5.7 Plot NO3 profiles for all STD \(dark without errors\)](#)

#### [5.8 Plot H2O profiles \(only for occultations of stars 1,2,3,4,13,14,16,26,63 dark without errors\) for all STD](#)

### [6. Auxiliary Data Files used for the production reported in section 2](#)



This report presents the daily analysis on parameters extracted from GOMOS level 2 data (GOM\_NL\_\_2P). It is intended to monitor some important parameters that will impact the quality of these products. A list of level 2 products (and content) that have arrived during the reporting day to the PCF is also given.

Item	Value
Time of report generation	17APR2013 20:59:31
Data source version	GOMOS/6.01
Start time of products	06-12-2002 (06DEC2002 00:00:00)
Stop time of products	07-12-2002 (07DEC2002 00:00:00)
Store outputs in DB	Yes
Nb of level 2 prods	456
Nb of prods with errors	4

## 2. Summary of processed GOM\_NL\_\_2P products.

Nr	Filename	UTC Start time	Limb	Duration	Star Id	Star Name	Star Mag	Star Temp	Nb Meas	Orbit	Prod. error
1	GOM_NL__2PRFIN20021206_000133_000000382011_00445_04006_2017.N1	06-DEC-2002 00:01:33	Dark	38.000	95	Zet Cen	2.5450	26000.	76	4006	No
2	GOM_NL__2PRFIN20021206_000324_000000382011_00445_04006_2018.N1	06-DEC-2002 00:03:24	Dark	38.000	77	Eps Cen	2.3030	28000.	76	4006	No
3	GOM_NL__2PRFIN20021206_000448_000000492011_00445_04006_2019.N1	06-DEC-2002 00:04:48	Dark	48.500	4	Alp1Cen	-0.010000	5800.0	97	4006	No
4	GOM_NL__2PRFIN20021206_000626_000000392011_00446_04007_9690.N1	06-DEC-2002 00:06:26	Dark	39.000	129	Del Cru	2.7930	26000.	78	4007	No
5	GOM_NL__2PRFIN20021206_000819_000000492011_00446_04007_9691.N1	06-DEC-2002 00:08:19	Dark	48.500	113	Mu Vel	2.6920	5000.0	97	4007	No
6	GOM_NL__2PRFIN20021206_001239_000000402011_00446_04007_9692.N1	06-DEC-2002 00:12:39	Dark	40.000	29	Bet Car	1.6720	10200.	80	4007	No
7	GOM_NL__2PRFIN20021206_001446_000000512011_00446_04007_9693.N1	06-DEC-2002 00:14:46	Dark	51.000	41	Eps Car	1.8600	4100.0	102	4007	No
8	GOM_NL__2PRFIN20021206_001702_000000522011_00446_04007_9694.N1	06-DEC-2002 00:17:02	Dark	52.000	34	Gam2Vel	1.7930	23000.	104	4007	No
9	GOM_NL__2PRFIN20021206_002000_000000512011_00446_04007_9695.N1	06-DEC-2002 00:20:00	Dark	50.500	2	Alp Car	-0.73600	7000.0	101	4007	No
10	GOM_NL__2PRFIN20021206_002213_000000612011_00446_04007_9696.N1	06-DEC-2002 00:22:13	Dark	60.500	117	Pi Pup	2.7060	3800.0	121	4007	No
11	GOM_NL__2PRFIN20021206_002441_000000662011_00446_04007_9697.N1	06-DEC-2002 00:24:41	Dark	66.000	88	31Eta CMa	2.4480	20000.	132	4007	No
12	GOM_NL__2PRFIN20021206_002633_000000712011_00446_04007_9698.N1	06-DEC-2002 00:26:33	Straylight	70.500	37	25Del CMa	1.8300	5900.0	141	4007	No
13	GOM_NL__2PRFIN20021206_003115_000000542011_00446_04007_9699.N1	06-DEC-2002 00:31:15	Straylight	54.000	47	2Bet CMa	1.9760	28000.	108	4007	No
14	GOM_NL__2PRFIN20021206_003442_000000512011_00446_04007_9700.N1	06-DEC-2002 00:34:42	Straylight	51.000	56	53Kap Ori	2.0650	30000.	102	4007	No
15	GOM_NL__2PRFIN20021206_003738_000000612011_00446_04007_9701.N1	06-DEC-2002 00:37:38	Straylight	60.500	33	50Zet Ori	1.7660	30000.	121	4007	No
16	GOM_NL__2PRFIN20021206_004025_000000572011_00446_04007_9702.N1	06-DEC-2002 00:40:25	Twilight	56.500	27	24Gam Ori	1.6360	26000.	113	4007	No
17	GOM_NL__2PRFIN20021206_004251_000000592011_00446_04007_9703.N1	06-DEC-2002 00:42:51	Bright	59.000	13	87Alp Tau	0.86700	3800.0	118	4007	No
18	GOM_NL__2PRFIN20021206_004512_000000402011_00446_04007_9704.N1	06-DEC-2002 00:45:12	Bright	40.000	50	13Alp Ari	2.0070	4250.0	80	4007	No
19	GOM_NL__2PRFIN20021206_004658_000000382011_00446_04007_9705.N1	06-DEC-2002 00:46:58	Bright	37.500	150	44Zet Per	2.8900	28000.	75	4007	No
20	GOM_NL__2PRFIN20021206_004923_000000382011_00446_04007_9706.N1	06-DEC-2002 00:49:23	Bright	37.500	79	26Bet Per	2.3100	13100.	75	4007	No
21	GOM_NL__2PRFIN20021206_005126_000000372011_00446_04007_9707.N1	06-DEC-2002 00:51:26	Bright	37.000	175	39Del Per	3.0100	19400.	74	4007	No
22	GOM_NL__2PRFIN20021206_005255_000000372011_00446_04007_9708.N1	06-DEC-2002 00:52:55	Bright	36.500	160	23Gam Per	2.9300	4700.0	73	4007	No
23	GOM_NL__2PRFIN20021206_005533_000000362011_00446_04007_9709.N1	06-DEC-2002 00:55:33	Bright	36.000	110	37Del Cas	2.6780	8900.0	72	4007	No
24	GOM_NL__2PRFIN20021206_005656_000000392011_00446_04007_9710.N1	06-DEC-2002 00:56:56	Bright	39.000	74	11Bet Cas	2.2680	6600.0	78	4007	No
25	GOM_NL__2PRFIN20021206_010300_000000382011_00446_04007_9711.N1	06-DEC-2002 01:03:00	Bright	37.500	49	1Alp UMi	1.9900	6300.0	75	4007	No
26	GOM_NL__2PRFIN20021206_010742_000000372011_00446_04007_9712.N1	06-DEC-2002 01:07:42	Bright	36.500	60	7Bet UMi	2.0810	3950.0	73	4007	No
27	GOM_NL__2PRFIN20021206_010914_000000472011_00446_04007_9713.N1	06-DEC-2002 01:09:14	Bright	47.000	36	50Alp UMa	1.8000	6300.0	94	4007	No
28	GOM_NL__2PRFIN20021206_011048_000000492011_00446_04007_9714.N1	06-DEC-2002 01:10:48	Bright	48.500	82	48Bet UMa	2.3650	10600.	97	4007	No
29	GOM_NL__2PRFIN20021206_011246_000000422011_00446_04007_9715.N1	06-DEC-2002 01:12:46	Bright	42.000	32	77Eps UMa	1.7630	11000.	84	4007	No
30	GOM_NL__2PRFIN20021206_011459_000000402011_00446_04007_9716.N1	06-DEC-2002 01:14:59	Bright	39.500	39	85Eta UMa	1.8540	24000.	79	4007	No
31	GOM_NL__2PRFIN20021206_011801_000000372011_00446_04007_9717.N1	06-DEC-2002 01:18:01	Bright	36.500	180	27Gam Boo	3.0400	8000.0	73	4007	No
32	GOM_NL__2PRFIN20021206_012104_000000362011_00446_04007_9718.N1	06-DEC-2002 01:21:04	Bright	35.500	83		2.3780	11000.	71	4007	No
33	GOM_NL__2PRFIN20021206_012408_000000492011_00446_04007_9719.N1	06-DEC-2002 01:24:08	Bright	49.000	111	8Eta Boo	2.6800	6000.0	98	4007	No
34	GOM_NL__2PRFIN20021206_012809_000000922011_00446_04007_9720.N1	06-DEC-2002 01:28:09	Twilight	91.500	96	68Del Leo	2.5600	9300.0	183	4007	No
35	GOM_NL__2PRFIN20021206_013203_000000532011_00446_04007_9721.N1	06-DEC-2002 01:32:03	Bright	52.500	121	29Gam Vir	2.7400	7200.0	105	4007	No
36	GOM_NL__2PRFIN20021206_013657_000000532011_00446_04007_9722.N1	06-DEC-2002 01:36:57	Twilight	52.500	163	7Del Crv	2.9450	11000.	105	4007	No
37	GOM_NL__2PRFIN20021206_013831_000000502011_00446_04007_9723.N1	06-DEC-2002 01:38:31	Dark	50.000	106	9Bet Crv	2.6480	5600.0	100	4007	No
38	GOM_NL__2PRFIN20021206_014010_000000402011_00446_04007_9724.N1	06-DEC-2002 01:40:10	Dark	39.500	123	1ot Cen	2.7500	10200.	79	4007	No
39	GOM_NL__2PRFIN20021206_014209_000000412011_00446_04007_9725.N1	06-DEC-2002 01:42:09	Dark	40.500	95	Zet Cen	2.5450	26000.	81	4007	No
40	GOM_NL__2PRFIN20021206_014400_000000392011_00446_04007_9726.N1	06-DEC-2002 01:44:00	Dark	38.500	77	Eps Cen	2.3030	28000.	77	4007	No
41	GOM_NL__2PRFIN20021206_014524_000000412011_00446_04007_9727.N1	06-DEC-2002 01:45:24	Dark	40.500	4	Alp1Cen	-0.010000	5800.0	81	4007	No
42	GOM_NL__2PRFIN20021206_014703_000000392011_00447_04008_9724.N1	06-DEC-2002 01:47:03	Dark	38.500	129	Del Cru	2.7930	26000.	77	4008	No

43	GOM_NL__2PRFIN20021206_014858_000000462011_00447_04008_9725.N1	06-DEC-2002 01:48:58	Dark	46.000	113	Mu Vel	2.6920	5000.0	92	4008	No
44	GOM_NL__2PRFIN20021206_015315_000000412011_00447_04008_9726.N1	06-DEC-2002 01:53:15	Dark	40.500	29	Bet Car	1.6720	10200.	81	4008	No
45	GOM_NL__2PRFIN20021206_015523_000000452011_00447_04008_9727.N1	06-DEC-2002 01:55:23	Dark	44.500	41	Eps Car	1.8600	4100.0	89	4008	No
46	GOM_NL__2PRFIN20021206_015739_000000522011_00447_04008_9728.N1	06-DEC-2002 01:57:39	Dark	51.500	34	Gam2Vel	1.7930	23000.	103	4008	No
47	GOM_NL__2PRFIN20021206_020037_000000482011_00447_04008_9729.N1	06-DEC-2002 02:00:37	Dark	48.000	2	Alp Car	-0.73600	7000.0	96	4008	No
48	GOM_NL__2PRFIN20021206_020249_000000622011_00447_04008_9730.N1	06-DEC-2002 02:02:49	Dark	62.000	117	Pi Pup	2.7060	3800.0	124	4008	No
49	GOM_NL__2PRFIN20021206_020517_000000702011_00447_04008_9731.N1	06-DEC-2002 02:05:17	Dark	70.000	88	31Eta CMa	2.4480	20000.	140	4008	No
50	GOM_NL__2PRFIN20021206_020710_000000732011_00447_04008_9732.N1	06-DEC-2002 02:07:10	Straylight	73.000	37	25Del CMa	1.8300	5900.0	146	4008	No
51	GOM_NL__2PRFIN20021206_021151_000000552011_00447_04008_9733.N1	06-DEC-2002 02:11:51	Straylight	55.000	47	2Bet CMa	1.9760	28000.	110	4008	No
52	GOM_NL__2PRFIN20021206_021518_000000492011_00447_04008_9734.N1	06-DEC-2002 02:15:18	Straylight	49.000	56	53Kap Ori	2.0650	30000.	98	4008	No
53	GOM_NL__2PRFIN20021206_021814_000000552011_00447_04008_9735.N1	06-DEC-2002 02:18:14	Straylight	55.000	33	50Zet Ori	1.7660	30000.	110	4008	No
54	GOM_NL__2PRFIN20021206_022101_000000572011_00447_04008_9736.N1	06-DEC-2002 02:21:01	Tw_i_and_stray	56.500	27	24Gam Ori	1.6360	26000.	113	4008	No
55	GOM_NL__2PRFIN20021206_022327_000000592011_00447_04008_9737.N1	06-DEC-2002 02:23:27	Bright	59.000	13	87Alp Tau	0.86700	3800.0	118	4008	No
56	GOM_NL__2PRFIN20021206_022548_000000402011_00447_04008_9738.N1	06-DEC-2002 02:25:48	Bright	39.500	50	13Alp Ari	2.0070	4250.0	79	4008	No
57	GOM_NL__2PRFIN20021206_022733_000000392011_00447_04008_9739.N1	06-DEC-2002 02:27:33	Bright	39.000	150	44Zet Per	2.8900	28000.	78	4008	No
58	GOM_NL__2PRFIN20021206_022959_000000372011_00447_04008_9740.N1	06-DEC-2002 02:29:59	Bright	36.500	79	26Bet Per	2.3100	13100.	73	4008	No
59	GOM_NL__2PRFIN20021206_023202_000000372011_00447_04008_9741.N1	06-DEC-2002 02:32:02	Bright	37.000	175	39Del Per	3.0100	19400.	74	4008	No
60	GOM_NL__2PRFIN20021206_023330_000000372011_00447_04008_9742.N1	06-DEC-2002 02:33:30	Bright	36.500	160	23Gam Per	2.9300	4700.0	73	4008	No
61	GOM_NL__2PRFIN20021206_023609_000000362011_00447_04008_9743.N1	06-DEC-2002 02:36:09	Bright	36.000	110	37Del Cas	2.6780	8900.0	72	4008	No
62	GOM_NL__2PRFIN20021206_023732_000000392011_00447_04008_9744.N1	06-DEC-2002 02:37:32	Bright	38.500	74	11Bet Cas	2.2680	6600.0	77	4008	No
63	GOM_NL__2PRFIN20021206_024335_000000372011_00447_04008_9745.N1	06-DEC-2002 02:43:35	Bright	36.500	49	1Alp UMi	1.9900	6300.0	73	4008	No
64	GOM_NL__2PRFIN20021206_024818_000000402011_00447_04008_9746.N1	06-DEC-2002 02:48:18	Bright	39.500	60	7Bet UMi	2.0810	3950.0	79	4008	No
65	GOM_NL__2PRFIN20021206_024949_000000502011_00447_04008_9747.N1	06-DEC-2002 02:49:49	Bright	49.500	36	50Alp UMa	1.8000	6300.0	99	4008	No
66	GOM_NL__2PRFIN20021206_025123_000000472011_00447_04008_9748.N1	06-DEC-2002 02:51:23	Bright	46.500	82	48Bet UMa	2.3650	10600.	93	4008	No
67	GOM_NL__2PRFIN20021206_025321_000000452011_00447_04008_9749.N1	06-DEC-2002 02:53:21	Bright	45.000	32	77Eps UMa	1.7630	11000.	90	4008	No
68	GOM_NL__2PRFIN20021206_025534_000000412011_00447_04008_9750.N1	06-DEC-2002 02:55:34	Bright	40.500	39	85Eta UMa	1.8540	24000.	81	4008	No
69	GOM_NL__2PRFIN20021206_025836_000000362011_00447_04008_9751.N1	06-DEC-2002 02:58:36	Bright	35.500	180	27Gam Boo	3.0400	8000.0	71	4008	No
70	GOM_NL__2PRFIN20021206_030140_000000362011_00447_04008_9752.N1	06-DEC-2002 03:01:40	Bright	36.000	83		2.3780	11000.	72	4008	No
71	GOM_NL__2PRFIN20021206_030444_000000402011_00447_04008_9753.N1	06-DEC-2002 03:04:44	Bright	39.500	111	8Eta Boo	2.6800	6000.0	79	4008	No
72	GOM_NL__2PRFIN20021206_030846_000000992011_00447_04008_9754.N1	06-DEC-2002 03:08:46	Tw_i_and_stray	99.000	96	68Del Leo	2.5600	9300.0	198	4008	No
73	GOM_NL__2PRFIN20021206_031240_000000532011_00447_04008_9755.N1	06-DEC-2002 03:12:40	Bright	52.500	121	29Gam Vir	2.7400	7200.0	105	4008	No
74	GOM_NL__2PRFIN20021206_031733_000000512011_00447_04008_9756.N1	06-DEC-2002 03:17:33	Tw_i_and_stray	51.000	163	7Del Crv	2.9450	11000.	102	4008	No
75	GOM_NL__2PRFIN20021206_031906_000000492011_00447_04008_9757.N1	06-DEC-2002 03:19:06	Dark	49.000	106	9Bet Crv	2.6480	5600.0	98	4008	No
76	GOM_NL__2PRFIN20021206_032046_000000402011_00447_04008_9758.N1	06-DEC-2002 03:20:46	Dark	39.500	123	1ot Cen	2.7500	10200.	79	4008	No
77	GOM_NL__2PRFIN20021206_032245_000000402011_00447_04008_9759.N1	06-DEC-2002 03:22:45	Dark	40.000	95	Zet Cen	2.5450	26000.	80	4008	No
78	GOM_NL__2PRFIN20021206_032436_000000372011_00447_04008_9760.N1	06-DEC-2002 03:24:36	Dark	37.000	77	Eps Cen	2.3030	28000.	74	4008	No
79	GOM_NL__2PRFIN20021206_032600_000000452011_00447_04008_9761.N1	06-DEC-2002 03:26:00	Dark	44.500	4	Alp1Cen	-0.010000	5800.0	89	4008	No
80	GOM_NL__2PRFIN20021206_032740_000000402011_00448_04009_9742.N1	06-DEC-2002 03:27:40	Dark	39.500	129	Del Cru	2.7930	26000.	79	4009	No
81	GOM_NL__2PRFIN20021206_032935_000000472011_00448_04009_9743.N1	06-DEC-2002 03:29:35	Dark	47.000	113	Mu Vel	2.6920	5000.0	94	4009	No
82	GOM_NL__2PRFIN20021206_033351_000000422011_00448_04009_9744.N1	06-DEC-2002 03:33:51	Dark	41.500	29	Bet Car	1.6720	10200.	83	4009	No
83	GOM_NL__2PRFIN20021206_033558_000000472011_00448_04009_9745.N1	06-DEC-2002 03:35:58	Dark	47.000	41	Eps Car	1.8600	4100.0	94	4009	No
84	GOM_NL__2PRFIN20021206_033814_000000612011_00448_04009_9746.N1	06-DEC-2002 03:38:14	Dark	60.500	34	Gam2Vel	1.7930	23000.	121	4009	No
85	GOM_NL__2PRFIN20021206_034112_000000492011_00448_04009_9747.N1	06-DEC-2002 03:41:12	Dark	49.000	2	Alp Car	-0.73600	7000.0	98	4009	No
86	GOM_NL__2PRFIN20021206_034323_000000692011_00448_04009_9748.N1	06-DEC-2002 03:43:23	Dark	68.500	117	Pi Pup	2.7060	3800.0	137	4009	No
87	GOM_NL__2PRFIN20021206_034553_000000672011_00448_04009_9749.N1	06-DEC-2002 03:45:53	Dark	67.000	88	31Eta CMa	2.4480	20000.	134	4009	No
88	GOM_NL__2PRFIN20021206_034746_000000742011_00448_04009_9750.N1	06-DEC-2002 03:47:46	Straylight	73.500	37	25Del CMa	1.8300	5900.0	147	4009	No
89	GOM_NL__2PRFIN20021206_035226_000000622011_00448_04009_9751.N1	06-DEC-2002 03:52:26	Straylight	61.500	47	2Bet CMa	1.9760	28000.	123	4009	No
90	GOM_NL__2PRFIN20021206_035553_000000562011_00448_04009_9752.N1	06-DEC-2002 03:55:53	Straylight	56.000	56	53Kap Ori	2.0650	30000.	112	4009	No
91	GOM_NL__2PRFIN20021206_035846_000000542011_00448_04009_9753.N1	06-DEC-2002 03:58:46	Straylight	53.500	33	50Zet Ori	1.7660	30000.	107	4009	No
92	GOM_NL__2PRFIN20021206_040135_000000572011_00448_04009_9754.N1	06-DEC-2002 04:01:35	Tw_i_and_stray	57.000	27	24Gam Ori	1.6360	26000.	114	4009	No
93	GOM_NL__2PRFIN20021206_040401_000000592011_00448_04009_9755.N1	06-DEC-2002 04:04:01	Bright	59.000	13	87Alp Tau	0.86700	3800.0	118	4009	No
94	GOM_NL__2PRFIN20021206_040625_000000402011_00448_04009_9756.N1	06-DEC-2002 04:06:25	Bright	40.000	50	13Alp Ari	2.0070	4250.0	80	4009	No
95	GOM_NL__2PRFIN20021206_040808_000000412011_00448_04009_9757.N1	06-DEC-2002 04:08:08	Bright	40.500	150	44Zet Per	2.8900	28000.	81	4009	No
96	GOM_NL__2PRFIN20021206_041035_000000372011_00448_04009_9758.N1	06-DEC-2002 04:10:35	Bright	37.000	79	26Bet Per	2.3100	13100.	74	4009	No
97	GOM_NL__2PRFIN20021206_041236_000000382011_00448_04009_9759.N1	06-DEC-2002 04:12:36	Bright	37.500	175	39Del Per	3.0100	19400.	75	4009	No
98	GOM_NL__2PRFIN20021206_041406_000000372011_00448_04009_9760.N1	06-DEC-2002 04:14:06	Bright	37.000	160	23Gam Per	2.9300	4700.0	74	4009	No
99	GOM_NL__2PRFIN20021206_041646_000000362011_00448_04009_9761.N1	06-DEC-2002 04:16:46	Bright	36.000	110	37Del Cas	2.6780	8900.0	72	4009	No
100	GOM_NL__2PRFIN20021206_041808_000000372011_00448_04009_9762.N1	06-DEC-2002 04:18:08	Bright	37.000	74	11Bet Cas	2.2680	6600.0	74	4009	No
101	GOM_NL__2PRFIN20021206_042412_000000392011_00448_04009_9763.N1	06-DEC-2002 04:24:12	Bright	38.500	49	1Alp UMi	1.9900	6300.0	77	4009	No

102	GOM_NL__2PRFIN20021206_042852_000000422011_00448_04009_9764.N1	06-DEC-2002 04:28:52	Bright	41.500	60	7Bet UMi	2.0810	3950.0	83	4009	No
103	GOM_NL__2PRFIN20021206_043024_000000502011_00448_04009_9765.N1	06-DEC-2002 04:30:24	Bright	49.500	36	50Alp UMa	1.8000	6300.0	99	4009	No
104	GOM_NL__2PRFIN20021206_043158_000000502011_00448_04009_9766.N1	06-DEC-2002 04:31:58	Bright	49.500	82	48Bet UMa	2.3650	10600.	99	4009	No
105	GOM_NL__2PRFIN20021206_043357_000000442011_00448_04009_9767.N1	06-DEC-2002 04:33:57	Bright	43.500	32	77Eps UMa	1.7630	11000.	87	4009	No
106	GOM_NL__2PRFIN20021206_043610_000000402011_00448_04009_9768.N1	06-DEC-2002 04:36:10	Bright	40.000	39	85Eta UMa	1.8540	24000.	80	4009	No
107	GOM_NL__2PRFIN20021206_043912_000000382011_00448_04009_9769.N1	06-DEC-2002 04:39:12	Bright	38.000	180	27Gam Boo	3.0400	8000.0	76	4009	No
108	GOM_NL__2PRFIN20021206_044216_000000372011_00448_04009_9770.N1	06-DEC-2002 04:42:16	Bright	37.000	83		2.3780	11000.	74	4009	No
109	GOM_NL__2PRFIN20021206_044521_000000482011_00448_04009_9771.N1	06-DEC-2002 04:45:21	Bright	47.500	111	8Eta Boo	2.6800	6000.0	95	4009	No
110	GOM_NL__2PRFIN20021206_044923_000000932011_00448_04009_9772.N1	06-DEC-2002 04:49:23	Tw_i_and_stray	93.000	96	68Del Leo	2.5600	9300.0	186	4009	No
111	GOM_NL__2PRFIN20021206_045316_000000532011_00448_04009_9773.N1	06-DEC-2002 04:53:16	Bright	52.500	121	29Gam Vir	2.7400	7200.0	105	4009	No
112	GOM_NL__2PRFIN20021206_045809_000000502011_00448_04009_9774.N1	06-DEC-2002 04:58:09	Tw_i_and_stray	50.000	163	7Del Crv	2.9450	11000.	100	4009	No
113	GOM_NL__2PRFIN20021206_045943_000000502011_00448_04009_9775.N1	06-DEC-2002 04:59:43	Dark	50.000	106	9Bet Crv	2.6480	5600.0	100	4009	No
114	GOM_NL__2PRFIN20021206_050122_000000412011_00448_04009_9776.N1	06-DEC-2002 05:01:22	Dark	40.500	123	1ot Cen	2.7500	10200.	81	4009	No
115	GOM_NL__2PRFIN20021206_050321_000000412011_00448_04009_9777.N1	06-DEC-2002 05:03:21	Dark	40.500	95	Zet Cen	2.5450	26000.	81	4009	No
116	GOM_NL__2PRFIN20021206_050512_000000402011_00448_04009_9778.N1	06-DEC-2002 05:05:12	Dark	39.500	77	Eps Cen	2.3030	28000.	79	4009	No
117	GOM_NL__2PRFIN20021206_050636_000000522011_00448_04009_9779.N1	06-DEC-2002 05:06:36	Dark	52.000	4	Alp1Cen	-0.010000	5800.0	104	4009	No
118	GOM_NL__2PRFIN20021206_050816_000000392011_00449_04010_9731.N1	06-DEC-2002 05:08:16	Dark	38.500	129	Del Cru	2.7930	26000.	77	4010	No
119	GOM_NL__2PRFIN20021206_051011_000000482011_00449_04010_9732.N1	06-DEC-2002 05:10:11	Dark	48.000	113	Mu Vel	2.6920	5000.0	96	4010	No
120	GOM_NL__2PRFIN20021206_051428_000000412011_00449_04010_9733.N1	06-DEC-2002 05:14:28	Dark	41.000	29	Bet Car	1.6720	10200.	82	4010	No
121	GOM_NL__2PRFIN20021206_051635_000000512011_00449_04010_9734.N1	06-DEC-2002 05:16:35	Dark	51.000	41	Eps Car	1.8600	4100.0	102	4010	No
122	GOM_NL__2PRFIN20021206_051853_000000512011_00449_04010_9735.N1	06-DEC-2002 05:18:53	Dark	50.500	34	Gam2Vel	1.7930	23000.	101	4010	No
123	GOM_NL__2PRFIN20021206_052048_000000572011_00449_04010_9736.N1	06-DEC-2002 05:20:48	Dark	56.500	70	Zet Pup	2.2460	39000.	113	4010	No
124	GOM_NL__2PRFIN20021206_052402_000000622011_00449_04010_9737.N1	06-DEC-2002 05:24:02	Dark	62.000	117	Pi Pup	2.7060	3800.0	124	4010	No
125	GOM_NL__2PRFIN20021206_052739_000000672011_00449_04010_9738.N1	06-DEC-2002 05:27:39	Dark	67.000	23	21Eps CMa	1.5020	26000.	134	4010	No
126	GOM_NL__2PRFIN20021206_052942_000000682011_00449_04010_9739.N1	06-DEC-2002 05:29:42	Straylight	67.500	179	24Omi2CMa	3.0320	24000.	135	4010	No
127	GOM_NL__2PRFIN20021206_053325_000000882011_00449_04010_9740.N1	06-DEC-2002 05:33:25	Straylight	88.000	1	9Alp CMa	-1.4400	11000.	176	4010	No
128	GOM_NL__2PRFIN20021206_053655_000000572011_00449_04010_9741.N1	06-DEC-2002 05:36:55	Straylight	57.000	7	19Bet Ori	0.10000	14000.	114	4010	No
129	GOM_NL__2PRFIN20021206_053925_000000502011_00449_04010_9742.N1	06-DEC-2002 05:39:25	Straylight	50.000	33	50Zet Ori	1.7660	30000.	100	4010	No
130	GOM_NL__2PRFIN20021206_054211_000000482011_00449_04010_9743.N1	06-DEC-2002 05:42:11	Tw_i_and_stray	48.000	27	24Gam Ori	1.6360	26000.	96	4010	No
131	GOM_NL__2PRFIN20021206_054437_000000592011_00449_04010_9744.N1	06-DEC-2002 05:44:37	Bright	59.000	13	87Alp Tau	0.86700	3800.0	118	4010	No
132	GOM_NL__2PRFIN20021206_054701_000000422011_00449_04010_9745.N1	06-DEC-2002 05:47:01	Bright	41.500	50	13Alp Ari	2.0070	4250.0	83	4010	No
133	GOM_NL__2PRFIN20021206_054844_000000412011_00449_04010_9746.N1	06-DEC-2002 05:48:44	Bright	40.500	150	44Zet Per	2.8900	28000.	81	4010	No
134	GOM_NL__2PRFIN20021206_055012_000000462011_00449_04010_9747.N1	06-DEC-2002 05:50:12	Bright	45.500	114	31ot Aur	2.6930	4600.0	91	4010	No
135	GOM_NL__2PRFIN20021206_055207_000000392011_00449_04010_9748.N1	06-DEC-2002 05:52:07	Bright	38.500	73	57Gam1And	2.2600	13100.	77	4010	No
136	GOM_NL__2PRFIN20021206_055343_000000392011_00449_04010_9749.N1	06-DEC-2002 05:53:43	Bright	39.000	35	33Alp Per	1.7950	6250.0	78	4010	No
137	GOM_NL__2PRFIN20021206_055601_000000492011_00449_04010_9750.N1	06-DEC-2002 05:56:01	Bright	48.500	42	34Bet Aur	1.9000	10200.	97	4010	No
138	GOM_NL__2PRFIN20021206_055759_000000382011_00449_04010_9751.N1	06-DEC-2002 05:57:59	Bright	37.500	76	27Gam Cas	2.3000	30000.	75	4010	No
139	GOM_NL__2PRFIN20021206_060448_000000392011_00449_04010_9752.N1	06-DEC-2002 06:04:48	Bright	39.000	49	1Alp UMi	1.9900	6300.0	78	4010	No
140	GOM_NL__2PRFIN20021206_060930_000000402011_00449_04010_9753.N1	06-DEC-2002 06:09:30	Bright	40.000	60	7Bet UMi	2.0810	3950.0	80	4010	No
141	GOM_NL__2PRFIN20021206_061100_000000652011_00449_04010_9754.N1	06-DEC-2002 06:11:00	Bright	65.000	36	50Alp UMa	1.8000	6300.0	130	4010	No
142	GOM_NL__2PRFIN20021206_061234_000000482011_00449_04010_9755.N1	06-DEC-2002 06:12:34	Bright	47.500	82	48Bet UMa	2.3650	10600.	95	4010	No
143	GOM_NL__2PRFIN20021206_061433_000000432011_00449_04010_9756.N1	06-DEC-2002 06:14:33	Bright	43.000	32	77Eps UMa	1.7630	11000.	86	4010	No
144	GOM_NL__2PRFIN20021206_061647_000000392011_00449_04010_9757.N1	06-DEC-2002 06:16:47	Bright	39.000	39	85Eta UMa	1.8540	24000.	78	4010	No
145	GOM_NL__2PRFIN20021206_061949_000000372011_00449_04010_9758.N1	06-DEC-2002 06:19:49	Bright	36.500	180	27Gam Boo	3.0400	8000.0	73	4010	No
146	GOM_NL__2PRFIN20021206_062253_000000372011_00449_04010_9759.N1	06-DEC-2002 06:22:53	Bright	36.500	83		2.3780	11000.	73	4010	No
147	GOM_NL__2PRFIN20021206_062557_000000442011_00449_04010_9760.N1	06-DEC-2002 06:25:57	Bright	44.000	111	8Eta Boo	2.6800	6000.0	88	4010	No
148	GOM_NL__2PRFIN20021206_063000_000000952011_00449_04010_9761.N1	06-DEC-2002 06:30:00	Tw_i_and_stray	95.000	96	68Del Leo	2.5600	9300.0	190	4010	No
149	GOM_NL__2PRFIN20021206_063353_000000532011_00449_04010_9762.N1	06-DEC-2002 06:33:53	Bright	52.500	121	29Gam Vir	2.7400	7200.0	105	4010	No
150	GOM_NL__2PRFIN20021206_063846_000000522011_00449_04010_9763.N1	06-DEC-2002 06:38:46	Tw_i_and_stray	52.000	163	7Del Crv	2.9450	11000.	104	4010	No
151	GOM_NL__2PRFIN20021206_064021_000000522011_00449_04010_9764.N1	06-DEC-2002 06:40:21	Dark	52.000	106	9Bet Crv	2.6480	5600.0	104	4010	No
152	GOM_NL__2PRFIN20021206_064159_000000412011_00449_04010_9765.N1	06-DEC-2002 06:41:59	Dark	40.500	123	1ot Cen	2.7500	10200.	81	4010	No
153	GOM_NL__2PRFIN20021206_064357_000000392011_00449_04010_9766.N1	06-DEC-2002 06:43:57	Dark	39.000	95	Zet Cen	2.5450	26000.	78	4010	No
154	GOM_NL__2PRFIN20021206_064548_000000392011_00449_04010_9767.N1	06-DEC-2002 06:45:48	Dark	39.000	77	Eps Cen	2.3030	28000.	78	4010	No
155	GOM_NL__2PRFIN20021206_064712_000000442011_00449_04010_9768.N1	06-DEC-2002 06:47:12	Dark	43.500	4	Alp1Cen	-0.010000	5800.0	87	4010	No
156	GOM_NL__2PRFIN20021206_064852_000000392011_00450_04011_9729.N1	06-DEC-2002 06:48:52	Dark	39.000	129	Del Cru	2.7930	26000.	78	4011	No
157	GOM_NL__2PRFIN20021206_065048_000000562011_00450_04011_9730.N1	06-DEC-2002 06:50:48	Dark	56.000	113	Mu Vel	2.6920	5000.0	112	4011	No
158	GOM_NL__2PRFIN20021206_065504_000000432011_00450_04011_9731.N1	06-DEC-2002 06:55:04	Dark	42.500	29	Bet Car	1.6720	10200.	85	4011	No
159	GOM_NL__2PRFIN20021206_065711_000000522011_00450_04011_9732.N1	06-DEC-2002 06:57:11	Dark	51.500	41	Eps Car	1.8600	4100.0	103	4011	No
160	GOM_NL__2PRFIN20021206_065929_000000502011_00450_04011_9733.N1	06-DEC-2002 06:59:29	Dark	50.000	34	Gam2Vel	1.7930	23000.	100	4011	No



161	GOM_NL__2PRFIN20021206_070125_000000602011_00450_04011_9734.N1	06-DEC-2002 07:01:25	Dark	59.500	70	Zet Pup	2.2460	39000.	119	4011	No
162	GOM_NL__2PRFIN20021206_070436_000000632011_00450_04011_9735.N1	06-DEC-2002 07:04:36	Dark	63.000	117	Pi Pup	2.7060	3800.0	126	4011	No
163	GOM_NL__2PRFIN20021206_070815_000000692011_00450_04011_9736.N1	06-DEC-2002 07:08:15	Dark	68.500	23	21Eps CMa	1.5020	26000.	137	4011	No
164	GOM_NL__2PRFIN20021206_071018_000000702011_00450_04011_9737.N1	06-DEC-2002 07:10:18	Straylight	70.000	179	24Omi2CMa	3.0320	24000.	140	4011	No
165	GOM_NL__2PRFIN20021206_071401_000000862011_00450_04011_9738.N1	06-DEC-2002 07:14:01	Straylight	85.500	1	9Alp CMa	-1.4400	11000.	171	4011	No
166	GOM_NL__2PRFIN20021206_071730_000000612011_00450_04011_9739.N1	06-DEC-2002 07:17:30	Straylight	61.000	7	19Bet Ori	0.10000	14000.	122	4011	No
167	GOM_NL__2PRFIN20021206_072000_000000512011_00450_04011_9740.N1	06-DEC-2002 07:20:00	Straylight	51.000	33	50Zet Ori	1.7660	30000.	102	4011	No
168	GOM_NL__2PRFIN20021206_072246_000000492011_00450_04011_9741.N1	06-DEC-2002 07:22:46	Tw_i_and_stray	48.500	27	24Gam Ori	1.6360	26000.	97	4011	No
169	GOM_NL__2PRFIN20021206_072511_000000562011_00450_04011_9742.N1	06-DEC-2002 07:25:11	Bright	56.000	13	87Alp Tau	0.86700	3800.0	112	4011	No
170	GOM_NL__2PRFIN20021206_072737_000000392011_00450_04011_9743.N1	06-DEC-2002 07:27:37	Bright	38.500	50	13Alp Ari	2.0070	4250.0	77	4011	No
171	GOM_NL__2PRFIN20021206_072920_000000412011_00450_04011_9744.N1	06-DEC-2002 07:29:20	Bright	40.500	150	44Zet Per	2.8900	28000.	81	4011	No
172	GOM_NL__2PRFIN20021206_073046_000000492011_00450_04011_9745.N1	06-DEC-2002 07:30:46	Bright	48.500	114	3Iot Aur	2.6930	4600.0	97	4011	No
173	GOM_NL__2PRFIN20021206_073243_000000392011_00450_04011_9746.N1	06-DEC-2002 07:32:43	Bright	39.000	73	57Gam1And	2.2600	13100.	78	4011	No
174	GOM_NL__2PRFIN20021206_073418_000000392011_00450_04011_9747.N1	06-DEC-2002 07:34:18	Bright	38.500	35	33Alp Per	1.7950	6250.0	77	4011	No
175	GOM_NL__2PRFIN20021206_073636_000000502011_00450_04011_9748.N1	06-DEC-2002 07:36:36	Bright	50.000	42	34Bet Aur	1.9000	10200.	100	4011	No
176	GOM_NL__2PRFIN20021206_073835_000000382011_00450_04011_9749.N1	06-DEC-2002 07:38:35	Bright	37.500	76	27Gam Cas	2.3000	30000.	75	4011	No
177	GOM_NL__2PRFIN20021206_074524_000000392011_00450_04011_9750.N1	06-DEC-2002 07:45:24	Bright	38.500	49	1Alp UMi	1.9900	6300.0	77	4011	No
178	GOM_NL__2PRFIN20021206_075004_000000382011_00450_04011_9751.N1	06-DEC-2002 07:50:04	Bright	38.000	60	7Bet UMi	2.0810	3950.0	76	4011	No
179	GOM_NL__2PRFIN20021206_075135_000000482011_00450_04011_9752.N1	06-DEC-2002 07:51:35	Bright	48.000	36	50Alp UMa	1.8000	6300.0	96	4011	No
180	GOM_NL__2PRFIN20021206_075309_000000512011_00450_04011_9753.N1	06-DEC-2002 07:53:09	Bright	50.500	82	48Bet UMa	2.3650	10600.	101	4011	No
181	GOM_NL__2PRFIN20021206_075508_000000442011_00450_04011_9754.N1	06-DEC-2002 07:55:08	Bright	44.000	32	77Eps UMa	1.7630	11000.	88	4011	No
182	GOM_NL__2PRFIN20021206_075722_000000412011_00450_04011_9755.N1	06-DEC-2002 07:57:22	Bright	40.500	39	85Eta UMa	1.8540	24000.	81	4011	No
183	GOM_NL__2PRFIN20021206_080022_000000392011_00450_04011_9756.N1	06-DEC-2002 08:00:22	Bright	39.000	180	27Gam Boo	3.0400	8000.0	78	4011	No
184	GOM_NL__2PRFIN20021206_080328_000000372011_00450_04011_9757.N1	06-DEC-2002 08:03:28	Bright	36.500	83		2.3780	11000.	73	4011	No
185	GOM_NL__2PRFIN20021206_080633_000000552011_00450_04011_9758.N1	06-DEC-2002 08:06:33	Bright	55.000	111	8Eta Boo	2.6800	6000.0	110	4011	No
186	GOM_NL__2PRFIN20021206_081037_000000982011_00450_04011_9759.N1	06-DEC-2002 08:10:37	Tw_i_and_stray	98.000	96	68Del Leo	2.5600	9300.0	196	4011	No
187	GOM_NL__2PRFIN20021206_081429_000000532011_00450_04011_9760.N1	06-DEC-2002 08:14:29	Bright	53.000	121	29Gam Vir	2.7400	7200.0	106	4011	No
188	GOM_NL__2PRFIN20021206_081921_000000522011_00450_04011_9761.N1	06-DEC-2002 08:19:21	Tw_i_and_stray	52.000	163	7Del Crv	2.9450	11000.	104	4011	No
189	GOM_NL__2PRFIN20021206_082057_000000482011_00450_04011_9762.N1	06-DEC-2002 08:20:57	Dark	47.500	106	9Bet Crv	2.6480	5600.0	95	4011	No
190	GOM_NL__2PRFIN20021206_082235_000000422011_00450_04011_9763.N1	06-DEC-2002 08:22:35	Dark	42.000	123	Iot Cen	2.7500	10200.	84	4011	No
191	GOM_NL__2PRFIN20021206_082433_000000382011_00450_04011_9764.N1	06-DEC-2002 08:24:33	Dark	38.000	95	Zet Cen	2.5450	26000.	76	4011	No
192	GOM_NL__2PRFIN20021206_082624_000000402011_00450_04011_9765.N1	06-DEC-2002 08:26:24	Dark	39.500	77	Eps Cen	2.3030	28000.	79	4011	No
193	GOM_NL__2PRFIN20021206_082748_000000432011_00450_04011_9766.N1	06-DEC-2002 08:27:48	Dark	42.500	4	Alp1Cen	-0.010000	5800.0	85	4011	No
194	GOM_NL__2PRFIN20021206_082929_000000402011_00451_04012_9727.N1	06-DEC-2002 08:29:29	Dark	40.000	129	Del Cru	2.7930	26000.	80	4012	No
195	GOM_NL__2PRFIN20021206_083125_000000492011_00451_04012_9728.N1	06-DEC-2002 08:31:25	Dark	48.500	113	Mu Vel	2.6920	5000.0	97	4012	No
196	GOM_NL__2PRFIN20021206_083541_000000422011_00451_04012_9729.N1	06-DEC-2002 08:35:41	Dark	41.500	29	Bet Car	1.6720	10200.	83	4012	No
197	GOM_NL__2PRFIN20021206_083748_000000452011_00451_04012_9730.N1	06-DEC-2002 08:37:48	Dark	45.000	41	Eps Car	1.8600	4100.0	90	4012	No
198	GOM_NL__2PRFIN20021206_084006_000000512011_00451_04012_9731.N1	06-DEC-2002 08:40:06	Dark	51.000	34	Gam2Vel	1.7930	23000.	102	4012	No
199	GOM_NL__2PRFIN20021206_084201_000000582011_00451_04012_9732.N1	06-DEC-2002 08:42:01	Dark	58.000	70	Zet Pup	2.2460	39000.	116	4012	No
200	GOM_NL__2PRFIN20021206_084513_000000592011_00451_04012_9733.N1	06-DEC-2002 08:45:13	Dark	59.000	117	Pi Pup	2.7060	3800.0	118	4012	No
201	GOM_NL__2PRFIN20021206_084852_000000642011_00451_04012_9734.N1	06-DEC-2002 08:48:52	Dark	63.500	23	21Eps CMa	1.5020	26000.	127	4012	No
202	GOM_NL__2PRFIN20021206_085054_000000672011_00451_04012_9735.N1	06-DEC-2002 08:50:54	Straylight	66.500	179	24Omi2CMa	3.0320	24000.	133	4012	No
203	GOM_NL__2PRFIN20021206_085437_000000932011_00451_04012_9736.N1	06-DEC-2002 08:54:37	Straylight	93.000	1	9Alp CMa	-1.4400	11000.	186	4012	No
204	GOM_NL__2PRFIN20021206_085805_000000562011_00451_04012_9737.N1	06-DEC-2002 08:58:05	Straylight	55.500	7	19Bet Ori	0.10000	14000.	111	4012	No
205	GOM_NL__2PRFIN20021206_090036_000000602011_00451_04012_9738.N1	06-DEC-2002 09:00:36	Straylight	59.500	33	50Zet Ori	1.7660	30000.	119	4012	No
206	GOM_NL__2PRFIN20021206_090321_000000542011_00451_04012_9739.N1	06-DEC-2002 09:03:21	Tw_i_and_stray	53.500	27	24Gam Ori	1.6360	26000.	107	4012	No
207	GOM_NL__2PRFIN20021206_090547_000000502011_00451_04012_9740.N1	06-DEC-2002 09:05:47	Bright	49.500	13	87Alp Tau	0.86700	3800.0	99	4012	No
208	GOM_NL__2PRFIN20021206_090813_000000402011_00451_04012_9741.N1	06-DEC-2002 09:08:13	Bright	40.000	50	13Alp Ari	2.0070	4250.0	80	4012	No
209	GOM_NL__2PRFIN20021206_090956_000000402011_00451_04012_9742.N1	06-DEC-2002 09:09:56	Bright	40.000	150	44Zet Per	2.8900	28000.	80	4012	No
210	GOM_NL__2PRFIN20021206_091122_000000492011_00451_04012_9743.N1	06-DEC-2002 09:11:22	Bright	48.500	114	3Iot Aur	2.6930	4600.0	97	4012	No
211	GOM_NL__2PRFIN20021206_091319_000000372011_00451_04012_9744.N1	06-DEC-2002 09:13:19	Bright	37.000	73	57Gam1And	2.2600	13100.	74	4012	No
212	GOM_NL__2PRFIN20021206_091455_000000372011_00451_04012_9745.N1	06-DEC-2002 09:14:55	Bright	36.500	35	33Alp Per	1.7950	6250.0	73	4012	No
213	GOM_NL__2PRFIN20021206_091710_000000502011_00451_04012_9746.N1	06-DEC-2002 09:17:10	Bright	50.000	42	34Bet Aur	1.9000	10200.	100	4012	No
214	GOM_NL__2PRFIN20021206_091911_000000362011_00451_04012_9747.N1	06-DEC-2002 09:19:11	Bright	35.500	76	27Gam Cas	2.3000	30000.	71	4012	No
215	GOM_NL__2PRFIN20021206_092600_000000382011_00451_04012_9748.N1	06-DEC-2002 09:26:00	Bright	38.000	49	1Alp UMi	1.9900	6300.0	76	4012	No
216	GOM_NL__2PRFIN20021206_093042_000000402011_00451_04012_9749.N1	06-DEC-2002 09:30:42	Bright	40.000	60	7Bet UMi	2.0810	3950.0	80	4012	No
217	GOM_NL__2PRFIN20021206_093211_000000502011_00451_04012_9750.N1	06-DEC-2002 09:32:11	Bright	49.500	36	50Alp UMa	1.8000	6300.0	99	4012	No
218	GOM_NL__2PRFIN20021206_093345_000000492011_00451_04012_9751.N1	06-DEC-2002 09:33:45	Bright	48.500	82	48Bet UMa	2.3650	10600.	97	4012	No
219	GOM_NL__2PRFIN20021206_093544_000000442011_00451_04012_9752.N1	06-DEC-2002 09:35:44	Bright	43.500	32	77Eps UMa	1.7630	11000.	87	4012	No

220	GOM_NL__2PRFIN20021206_093758_000000412011_00451_04012_9753.N1	06-DEC-2002 09:37:58	Bright	41.000	39	85Eta UMa	1.8540	24000.	82	4012	No
221	GOM_NL__2PRFIN20021206_094059_000000402011_00451_04012_9754.N1	06-DEC-2002 09:40:59	Bright	39.500	180	27Gam Boo	3.0400	8000.0	79	4012	No
222	GOM_NL__2PRFIN20021206_094404_000000372011_00451_04012_9755.N1	06-DEC-2002 09:44:04	Bright	37.000	83		2.3780	11000.	74	4012	No
223	GOM_NL__2PRFIN20021206_094709_000000402011_00451_04012_9756.N1	06-DEC-2002 09:47:09	Bright	40.000	111	8Eta Boo	2.6800	6000.0	80	4012	No
224	GOM_NL__2PRFIN20021206_095114_000000932011_00451_04012_9757.N1	06-DEC-2002 09:51:14	Tw_i_and_stray	92.500	96	68Del Leo	2.5600	9300.0	185	4012	No
225	GOM_NL__2PRFIN20021206_095506_000000552011_00451_04012_9758.N1	06-DEC-2002 09:55:06	Bright	55.000	121	29Gam Vir	2.7400	7200.0	110	4012	No
226	GOM_NL__2PRFIN20021206_100000_000000512011_00451_04012_9759.N1	06-DEC-2002 10:00:00	Tw_i_and_stray	51.000	163	7Del Crv	2.9450	11000.	102	4012	No
227	GOM_NL__2PRFIN20021206_100133_000000522011_00451_04012_9760.N1	06-DEC-2002 10:01:33	Dark	52.000	106	9Bet Crv	2.6480	5600.0	104	4012	No
228	GOM_NL__2PRFIN20021206_100311_000000422011_00451_04012_9761.N1	06-DEC-2002 10:03:11	Dark	41.500	123	1ot Cen	2.7500	10200.	83	4012	No
229	GOM_NL__2PRFIN20021206_100509_000000382011_00451_04012_9762.N1	06-DEC-2002 10:05:09	Dark	38.000	95	Zet Cen	2.5450	26000.	76	4012	No
230	GOM_NL__2PRFIN20021206_100701_000000382011_00451_04012_9763.N1	06-DEC-2002 10:07:01	Dark	38.000	77	Eps Cen	2.3030	28000.	76	4012	No
231	GOM_NL__2PRFIN20021206_100824_000000512011_00451_04012_9764.N1	06-DEC-2002 10:08:24	Dark	50.500	4	Alp1Cen	-0.010000	5800.0	101	4012	No
232	GOM_NL__2PRFIN20021206_101005_000000402011_00452_04013_9725.N1	06-DEC-2002 10:10:05	Dark	39.500	129	Del Cru	2.7930	26000.	79	4013	No
233	GOM_NL__2PRFIN20021206_101201_000000482011_00452_04013_9726.N1	06-DEC-2002 10:12:01	Dark	48.000	113	Mu Vel	2.6920	5000.0	96	4013	No
234	GOM_NL__2PRFIN20021206_101617_000000432011_00452_04013_9727.N1	06-DEC-2002 10:16:17	Dark	43.000	29	Bet Car	1.6720	10200.	86	4013	No
235	GOM_NL__2PRFIN20021206_101822_000000492011_00452_04013_9728.N1	06-DEC-2002 10:18:22	Dark	49.000	41	Eps Car	1.8600	4100.0	98	4013	No
236	GOM_NL__2PRFIN20021206_102041_000000542011_00452_04013_9729.N1	06-DEC-2002 10:20:41	Dark	53.500	34	Gam2Vel	1.7930	23000.	107	4013	No
237	GOM_NL__2PRFIN20021206_102237_000000622011_00452_04013_9730.N1	06-DEC-2002 10:22:37	Dark	61.500	70	Zet Pup	2.2460	39000.	123	4013	No
238	GOM_NL__2PRFIN20021206_102551_000000602011_00452_04013_9731.N1	06-DEC-2002 10:25:51	Dark	59.500	117	Pi Pup	2.7060	3800.0	119	4013	No
239	GOM_NL__2PRFIN20021206_102927_000000682011_00452_04013_9732.N1	06-DEC-2002 10:29:27	Dark	68.000	23	21Eps CMa	1.5020	26000.	136	4013	No
240	GOM_NL__2PRFIN20021206_103130_000000652011_00452_04013_9733.N1	06-DEC-2002 10:31:30	Straylight	65.000	179	24Omi2CMa	3.0320	24000.	130	4013	No
241	GOM_NL__2PRFIN20021206_103514_000000752011_00452_04013_9734.N1	06-DEC-2002 10:35:14	Straylight	75.000	1	9Alp CMa	-1.4400	11000.	150	4013	No
242	GOM_NL__2PRFIN20021206_103843_000000552011_00452_04013_9735.N1	06-DEC-2002 10:38:43	Straylight	55.000	7	19Bet Ori	0.10000	14000.	110	4013	No
243	GOM_NL__2PRFIN20021206_104111_000000602011_00452_04013_9736.N1	06-DEC-2002 10:41:11	Straylight	60.000	33	50Zet Ori	1.7660	30000.	120	4013	No
244	GOM_NL__2PRFIN20021206_104358_000000602011_00452_04013_9737.N1	06-DEC-2002 10:43:58	Tw_i_and_stray	59.500	27	24Gam Ori	1.6360	26000.	119	4013	No
245	GOM_NL__2PRFIN20021206_104625_000000592011_00452_04013_9738.N1	06-DEC-2002 10:46:25	Bright	59.000	13	87Alp Tau	0.86700	3800.0	118	4013	No
246	GOM_NL__2PRFIN20021206_104850_000000412011_00452_04013_9739.N1	06-DEC-2002 10:48:50	Bright	40.500	50	13Alp Ari	2.0070	4250.0	81	4013	No
247	GOM_NL__2PRFIN20021206_105032_000000392011_00452_04013_9740.N1	06-DEC-2002 10:50:32	Bright	39.000	150	44Zet Per	2.8900	28000.	78	4013	No
248	GOM_NL__2PRFIN20021206_105159_000000482011_00452_04013_9741.N1	06-DEC-2002 10:51:59	Bright	47.500	114	31ot Aur	2.6930	4600.0	95	4013	No
249	GOM_NL__2PRFIN20021206_105356_000000372011_00452_04013_9742.N1	06-DEC-2002 10:53:56	Bright	37.000	73	57Gam1And	2.2600	13100.	74	4013	No
250	GOM_NL__2PRFIN20021206_105530_000000402011_00452_04013_9743.N1	06-DEC-2002 10:55:30	Bright	40.000	35	33Alp Per	1.7950	6250.0	80	4013	No
251	GOM_NL__2PRFIN20021206_105746_000000522011_00452_04013_9744.N1	06-DEC-2002 10:57:46	Bright	51.500	42	34Bet Aur	1.9000	10200.	103	4013	No
252	GOM_NL__2PRFIN20021206_105948_000000362011_00452_04013_9745.N1	06-DEC-2002 10:59:48	Bright	35.500	76	27Gam Cas	2.3000	30000.	71	4013	No
253	GOM_NL__2PRFIN20021206_110635_000000382011_00452_04013_9746.N1	06-DEC-2002 11:06:35	Bright	37.500	49	1Alp UMi	1.9900	6300.0	75	4013	No
254	GOM_NL__2PRFIN20021206_111118_000000412011_00452_04013_9747.N1	06-DEC-2002 11:11:18	Bright	40.500	60	7Bet UMi	2.0810	3950.0	81	4013	No
255	GOM_NL__2PRFIN20021206_111247_000000482011_00452_04013_9748.N1	06-DEC-2002 11:12:47	Bright	47.500	36	50Alp UMa	1.8000	6300.0	95	4013	No
256	GOM_NL__2PRFIN20021206_111421_000000482011_00452_04013_9749.N1	06-DEC-2002 11:14:21	Bright	47.500	82	48Bet UMa	2.3650	10600.	95	4013	No
257	GOM_NL__2PRFIN20021206_111621_000000422011_00452_04013_9750.N1	06-DEC-2002 11:16:21	Bright	42.000	32	77Eps UMa	1.7630	11000.	84	4013	No
258	GOM_NL__2PRFIN20021206_111834_000000402011_00452_04013_9751.N1	06-DEC-2002 11:18:34	Bright	40.000	39	85Eta UMa	1.8540	24000.	80	4013	No
259	GOM_NL__2PRFIN20021206_112136_000000382011_00452_04013_9752.N1	06-DEC-2002 11:21:36	Bright	37.500	180	27Gam Boo	3.0400	8000.0	75	4013	No
260	GOM_NL__2PRFIN20021206_112440_000000372011_00452_04013_9753.N1	06-DEC-2002 11:24:40	Bright	36.500	83		2.3780	11000.	73	4013	No
261	GOM_NL__2PRFIN20021206_112745_000000402011_00452_04013_9754.N1	06-DEC-2002 11:27:45	Bright	39.500	111	8Eta Boo	2.6800	6000.0	79	4013	No
262	GOM_NL__2PRFIN20021206_113151_000001012011_00452_04013_9755.N1	06-DEC-2002 11:31:51	Tw_i_and_stray	101.00	96	68Del Leo	2.5600	9300.0	202	4013	No
263	GOM_NL__2PRFIN20021206_113543_000000512011_00452_04013_9756.N1	06-DEC-2002 11:35:43	Bright	50.500	121	29Gam Vir	2.7400	7200.0	101	4013	No
264	GOM_NL__2PRFIN20021206_114036_000000502011_00452_04013_9757.N1	06-DEC-2002 11:40:36	Tw_i_and_stray	50.000	163	7Del Crv	2.9450	11000.	100	4013	No
265	GOM_NL__2PRFIN20021206_114211_000000492011_00452_04013_9758.N1	06-DEC-2002 11:42:11	Dark	48.500	106	9Bet Crv	2.6480	5600.0	97	4013	No
266	GOM_NL__2PRFIN20021206_114348_000000422011_00452_04013_9759.N1	06-DEC-2002 11:43:48	Dark	42.000	123	1ot Cen	2.7500	10200.	84	4013	No
267	GOM_NL__2PRFIN20021206_114545_000000392011_00452_04013_9760.N1	06-DEC-2002 11:45:45	Dark	38.500	95	Zet Cen	2.5450	26000.	77	4013	No
268	GOM_NL__2PRFIN20021206_114737_000000402011_00452_04013_9761.N1	06-DEC-2002 11:47:37	Dark	40.000	77	Eps Cen	2.3030	28000.	80	4013	No
269	GOM_NL__2PRFIN20021206_114900_000000522011_00452_04013_9762.N1	06-DEC-2002 11:49:00	Dark	52.000	4	Alp1Cen	-0.010000	5800.0	104	4013	No
270	GOM_NL__2PRFIN20021206_115041_000000402011_00453_04014_9723.N1	06-DEC-2002 11:50:41	Dark	39.500	129	Del Cru	2.7930	26000.	79	4014	No
271	GOM_NL__2PRFIN20021206_115239_000000472011_00453_04014_9724.N1	06-DEC-2002 11:52:39	Dark	46.500	113	Mu Vel	2.6920	5000.0	93	4014	No
272	GOM_NL__2PRFIN20021206_115653_000000402011_00453_04014_9725.N1	06-DEC-2002 11:56:53	Dark	40.000	29	Bet Car	1.6720	10200.	80	4014	No
273	GOM_NL__2PRFIN20021206_115901_000000482011_00453_04014_9726.N1	06-DEC-2002 11:59:01	Dark	48.000	41	Eps Car	1.8600	4100.0	96	4014	No
274	GOM_NL__2PRFIN20021206_120120_000000532011_00453_04014_9727.N1	06-DEC-2002 12:01:20	Dark	52.500	34	Gam2Vel	1.7930	23000.	105	4014	No
275	GOM_NL__2PRFIN20021206_120316_000000562011_00453_04014_9728.N1	06-DEC-2002 12:03:16	Dark	56.000	70	Zet Pup	2.2460	39000.	112	4014	No
276	GOM_NL__2PRFIN20021206_120629_000000612011_00453_04014_9729.N1	06-DEC-2002 12:06:29	Dark	61.000	117	Pi Pup	2.7060	3800.0	122	4014	No
277	GOM_NL__2PRFIN20021206_121005_000000612011_00453_04014_9730.N1	06-DEC-2002 12:10:05	Dark	61.000	23	21Eps CMa	1.5020	26000.	122	4014	No
278	GOM_NL__2PRFIN20021206_121207_000000682011_00453_04014_9731.N1	06-DEC-2002 12:12:07	Straylight	67.500	179	24Omi2CMa	3.0320	24000.	135	4014	No

279	GOM_NL__2PRFIN20021206_121550_000000812011_00453_04014_9732.N1	06-DEC-2002 12:15:50	Straylight	81.000	1	9Alp CMa	-1.4400	11000.	162	4014	No
280	GOM_NL__2PRFIN20021206_121919_000000592011_00453_04014_9733.N1	06-DEC-2002 12:19:19	Straylight	58.500	7	19Bet Ori	0.10000	14000.	117	4014	No
281	GOM_NL__2PRFIN20021206_122147_000000612011_00453_04014_9734.N1	06-DEC-2002 12:21:47	Straylight	61.000	33	50Zet Ori	1.7660	30000.	122	4014	No
282	GOM_NL__2PRFIN20021206_122434_000000552011_00453_04014_9735.N1	06-DEC-2002 12:24:34	Tw_i_and_stray	55.000	27	24Gam Ori	1.6360	26000.	110	4014	No
283	GOM_NL__2PRFIN20021206_122701_000000532011_00453_04014_9736.N1	06-DEC-2002 12:27:01	Bright	53.000	13	87Alp Tau	0.86700	3800.0	106	4014	No
284	GOM_NL__2PRFIN20021206_122926_000000392011_00453_04014_9737.N1	06-DEC-2002 12:29:26	Bright	39.000	50	13Alp Ari	2.0070	4250.0	78	4014	No
285	GOM_NL__2PRFIN20021206_123108_000000392011_00453_04014_9738.N1	06-DEC-2002 12:31:08	Bright	39.000	150	44Zet Per	2.8900	28000.	78	4014	No
286	GOM_NL__2PRFIN20021206_123235_000000472011_00453_04014_9739.N1	06-DEC-2002 12:32:35	Bright	46.500	114	3lot Aur	2.6930	4600.0	93	4014	No
287	GOM_NL__2PRFIN20021206_123432_000000402011_00453_04014_9740.N1	06-DEC-2002 12:34:32	Bright	40.000	73	57Gam1And	2.2600	13100.	80	4014	No
288	GOM_NL__2PRFIN20021206_123606_000000402011_00453_04014_9741.N1	06-DEC-2002 12:36:06	Bright	40.000	35	33Alp Per	1.7950	6250.0	80	4014	No
289	GOM_NL__2PRFIN20021206_123821_000000512011_00453_04014_9742.N1	06-DEC-2002 12:38:21	Bright	51.000	42	34Bet Aur	1.9000	10200.	102	4014	No
290	GOM_NL__2PRFIN20021206_124024_000000372011_00453_04014_9743.N1	06-DEC-2002 12:40:24	Bright	37.000	76	27Gam Cas	2.3000	30000.	74	4014	No
291	GOM_NL__2PRFIN20021206_124712_000000382011_00453_04014_9744.N1	06-DEC-2002 12:47:12	Bright	38.000	49	1Alp UMi	1.9900	6300.0	76	4014	No
292	GOM_NL__2PRFIN20021206_125154_000000392011_00453_04014_9745.N1	06-DEC-2002 12:51:54	Bright	39.000	60	7Bet UMi	2.0810	3950.0	78	4014	No
293	GOM_NL__2PRFIN20021206_125323_000000432011_00453_04014_9746.N1	06-DEC-2002 12:53:23	Bright	42.500	36	50Alp UMa	1.8000	6300.0	85	4014	No
294	GOM_NL__2PRFIN20021206_125457_000000492011_00453_04014_9747.N1	06-DEC-2002 12:54:57	Bright	49.000	82	48Bet UMa	2.3650	10600.	98	4014	No
295	GOM_NL__2PRFIN20021206_125657_000000422011_00453_04014_9748.N1	06-DEC-2002 12:56:57	Bright	42.000	32	77Eps UMa	1.7630	11000.	84	4014	No
296	GOM_NL__2PRFIN20021206_125911_000000392011_00453_04014_9749.N1	06-DEC-2002 12:59:11	Bright	39.000	39	85Eta UMa	1.8540	24000.	78	4014	No
297	GOM_NL__2PRFIN20021206_130213_000000392011_00453_04014_9750.N1	06-DEC-2002 13:02:13	Bright	38.500	180	27Gam Boo	3.0400	8000.0	77	4014	No
298	GOM_NL__2PRFIN20021206_130517_000000372011_00453_04014_9751.N1	06-DEC-2002 13:05:17	Bright	37.000	83		2.3780	11000.	74	4014	No
299	GOM_NL__2PRFIN20021206_130822_000000392011_00453_04014_9752.N1	06-DEC-2002 13:08:22	Bright	39.000	111	8Eta Boo	2.6800	6000.0	78	4014	No
300	GOM_NL__2PRFIN20021206_131228_000000962011_00453_04014_9753.N1	06-DEC-2002 13:12:28	Tw_i_and_stray	96.000	96	68Del Leo	2.5600	9300.0	192	4014	No
301	GOM_NL__2PRFIN20021206_131619_000000522011_00453_04014_9754.N1	06-DEC-2002 13:16:19	Bright	51.500	121	29Gam Vir	2.7400	7200.0	103	4014	No
302	GOM_NL__2PRFIN20021206_132114_000000482011_00453_04014_9755.N1	06-DEC-2002 13:21:14	Tw_i_and_stray	48.000	163	7Del Crv	2.9450	11000.	96	4014	No
303	GOM_NL__2PRFIN20021206_132248_000000502011_00453_04014_9756.N1	06-DEC-2002 13:22:48	Dark	50.000	106	9Bet Crv	2.6480	5600.0	100	4014	No
304	GOM_NL__2PRFIN20021206_132424_000000402011_00453_04014_9757.N1	06-DEC-2002 13:24:24	Dark	39.500	123	lot Cen	2.7500	10200.	79	4014	No
305	GOM_NL__2PRFIN20021206_132621_000000392011_00453_04014_9758.N1	06-DEC-2002 13:26:21	Dark	38.500	95	Zet Cen	2.5450	26000.	77	4014	No
306	GOM_NL__2PRFIN20021206_132813_000000422011_00453_04014_9759.N1	06-DEC-2002 13:28:13	Dark	41.500	77	Eps Cen	2.3030	28000.	83	4014	No
307	GOM_NL__2PRFIN20021206_132936_000000512011_00453_04014_9760.N1	06-DEC-2002 13:29:36	Dark	50.500	4	Alp1Cen	-0.010000	5800.0	101	4014	No
308	GOM_NL__2PRFIN20021206_133117_000000412011_00454_04015_9741.N1	06-DEC-2002 13:31:17	Dark	41.000	129	Del Cru	2.7930	26000.	82	4015	No
309	GOM_NL__2PRFIN20021206_133315_000000472011_00454_04015_9742.N1	06-DEC-2002 13:33:15	Dark	47.000	113	Mu Vel	2.6920	5000.0	94	4015	No
310	GOM_NL__2PRFIN20021206_133730_000000402011_00454_04015_9743.N1	06-DEC-2002 13:37:30	Dark	40.000	29	Bet Car	1.6720	10200.	80	4015	No
311	GOM_NL__2PRFIN20021206_133939_000000552011_00454_04015_9744.N1	06-DEC-2002 13:39:39	Dark	54.500	41	Eps Car	1.8600	4100.0	109	4015	No
312	GOM_NL__2PRFIN20021206_134156_000000612011_00454_04015_9745.N1	06-DEC-2002 13:41:56	Dark	60.500	34	Gam2Vel	1.7930	23000.	121	4015	No
313	GOM_NL__2PRFIN20021206_134452_000000502011_00454_04015_9746.N1	06-DEC-2002 13:44:52	Dark	49.500	2	Alp Car	-0.73600	7000.0	99	4015	No
314	GOM_NL__2PRFIN20021206_134706_000000642011_00454_04015_9747.N1	06-DEC-2002 13:47:06	Dark	64.000	117	Pi Pup	2.7060	3800.0	128	4015	No
315	GOM_NL__2PRFIN20021206_135043_000000672011_00454_04015_9748.N1	06-DEC-2002 13:50:43	Dark	67.000	23	21Eps CMa	1.5020	26000.	134	4015	No
316	GOM_NL__2PRFIN20021206_135244_000000622011_00454_04015_9749.N1	06-DEC-2002 13:52:44	Straylight	62.000	179	24Omi2CMa	3.0320	24000.	124	4015	No
317	GOM_NL__2PRFIN20021206_135627_000000802011_00454_04015_9750.N1	06-DEC-2002 13:56:27	Straylight	79.500	1	9Alp CMa	-1.4400	11000.	159	4015	No
318	GOM_NL__2PRFIN20021206_135955_000000562011_00454_04015_9751.N1	06-DEC-2002 13:59:55	Straylight	55.500	7	19Bet Ori	0.10000	14000.	111	4015	No
319	GOM_NL__2PRFIN20021206_140236_000000562011_00454_04015_9752.N1	06-DEC-2002 14:02:36	Straylight	55.500	30	46Eps Ori	1.6940	30000.	111	4015	No
320	GOM_NL__2PRFIN20021206_140510_000000552011_00454_04015_9753.N1	06-DEC-2002 14:05:10	Tw_i_and_stray	55.000	27	24Gam Ori	1.6360	26000.	110	4015	No
321	GOM_NL__2PRFIN20021206_140737_000000592011_00454_04015_9754.N1	06-DEC-2002 14:07:37	Bright	59.000	13	87Alp Tau	0.86700	3800.0	118	4015	No
322	GOM_NL__2PRFIN20021206_141002_000000402011_00454_04015_9755.N1	06-DEC-2002 14:10:02	Bright	40.000	50	13Alp Ari	2.0070	4250.0	80	4015	No
323	GOM_NL__2PRFIN20021206_141144_000000402011_00454_04015_9756.N1	06-DEC-2002 14:11:44	Bright	39.500	150	44Zet Per	2.8900	28000.	79	4015	No
324	GOM_NL__2PRFIN20021206_141310_000000462011_00454_04015_9757.N1	06-DEC-2002 14:13:10	Bright	46.000	114	3lot Aur	2.6930	4600.0	92	4015	No
325	GOM_NL__2PRFIN20021206_141508_000000362011_00454_04015_9758.N1	06-DEC-2002 14:15:08	Bright	36.000	73	57Gam1And	2.2600	13100.	72	4015	No
326	GOM_NL__2PRFIN20021206_141642_000000372011_00454_04015_9759.N1	06-DEC-2002 14:16:42	Bright	37.000	35	33Alp Per	1.7950	6250.0	74	4015	No
327	GOM_NL__2PRFIN20021206_141856_000000502011_00454_04015_9760.N1	06-DEC-2002 14:18:56	Bright	50.000	42	34Bet Aur	1.9000	10200.	100	4015	No
328	GOM_NL__2PRFIN20021206_142100_000000372011_00454_04015_9761.N1	06-DEC-2002 14:21:00	Bright	37.000	76	27Gam Cas	2.3000	30000.	74	4015	No
329	GOM_NL__2PRFIN20021206_142748_000000372011_00454_04015_9762.N1	06-DEC-2002 14:27:48	Bright	36.500	49	1Alp UMi	1.9900	6300.0	73	4015	No
330	GOM_NL__2PRFIN20021206_143231_000000372011_00454_04015_9763.N1	06-DEC-2002 14:32:31	Bright	37.000	60	7Bet UMi	2.0810	3950.0	74	4015	No
331	GOM_NL__2PRFIN20021206_143358_000000472011_00454_04015_9764.N1	06-DEC-2002 14:33:58	Bright	47.000	36	50Alp UMa	1.8000	6300.0	94	4015	No
332	GOM_NL__2PRFIN20021206_143532_000000492011_00454_04015_9765.N1	06-DEC-2002 14:35:32	Bright	49.000	82	48Bet UMa	2.3650	10600.	98	4015	No
333	GOM_NL__2PRFIN20021206_143733_000000422011_00454_04015_9766.N1	06-DEC-2002 14:37:33	Bright	41.500	32	77Eps UMa	1.7630	11000.	83	4015	No
334	GOM_NL__2PRFIN20021206_143948_000000392011_00454_04015_9767.N1	06-DEC-2002 14:39:48	Bright	39.000	39	85Eta UMa	1.8540	24000.	78	4015	No
335	GOM_NL__2PRFIN20021206_144250_000000372011_00454_04015_9768.N1	06-DEC-2002 14:42:50	Bright	36.500	180	27Gam Boo	3.0400	8000.0	73	4015	No
336	GOM_NL__2PRFIN20021206_144554_000000362011_00454_04015_9769.N1	06-DEC-2002 14:45:54	Bright	35.500	83		2.3780	11000.	71	4015	No
337	GOM_NL__2PRFIN20021206_144859_000000382011_00454_04015_9770.N1	06-DEC-2002 14:48:59	Bright	37.500	111	8Eta Boo	2.6800	6000.0	75	4015	No



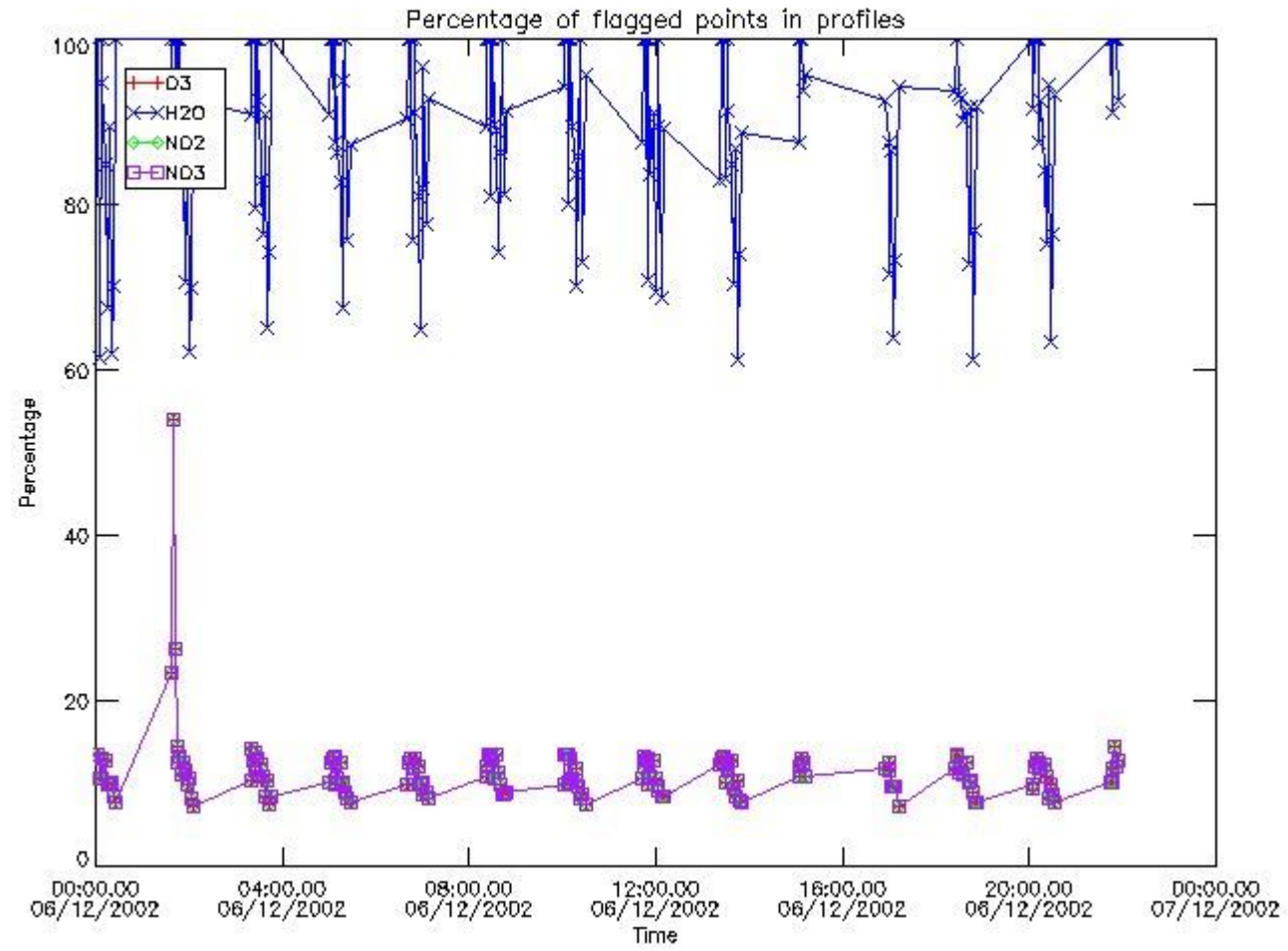
338	GOM_NL__2PRFIN20021206_145304_000000962011_00454_04015_9771.N1	06-DEC-2002 14:53:04	Twilight	96.000	96	68Del Leo	2.5600	9300.0	192	4015	No
339	GOM_NL__2PRFIN20021206_145718_000000522011_00454_04015_9772.N1	06-DEC-2002 14:57:18	Dark	52.000	1014	Mars	0.0000	0.0000	104	4015	Yes
340	GOM_NL__2PRFIN20021206_150151_000000482011_00454_04015_9773.N1	06-DEC-2002 15:01:51	Twilight	47.500	163	7Del Crv	2.9450	11000.	95	4015	No
341	GOM_NL__2PRFIN20021206_150325_000000522011_00454_04015_9774.N1	06-DEC-2002 15:03:25	Dark	52.000	106	9Bet Crv	2.6480	5600.0	104	4015	No
342	GOM_NL__2PRFIN20021206_150501_000000432011_00454_04015_9775.N1	06-DEC-2002 15:05:01	Dark	42.500	123	1ot Cen	2.7500	10200.	85	4015	No
343	GOM_NL__2PRFIN20021206_150658_000000392011_00454_04015_9776.N1	06-DEC-2002 15:06:58	Dark	39.000	95	Zet Cen	2.5450	26000.	78	4015	No
344	GOM_NL__2PRFIN20021206_150906_000000412011_00454_04015_9777.N1	06-DEC-2002 15:09:06	Dark	40.500	64	Gam Cen	2.2000	10600.	81	4015	No
345	GOM_NL__2PRFIN20021206_151119_000000472011_00454_04015_9778.N1	06-DEC-2002 15:11:19	Dark	46.500	20	Bet Cru	1.2530	30000.	93	4015	No
346	GOM_NL__2PRFIN20021206_165428_000000482011_00456_04017_9743.N1	06-DEC-2002 16:54:28	Dark	47.500	113	Mu Vel	2.6920	5000.0	95	4017	No
347	GOM_NL__2PRFIN20021206_165842_000000412011_00456_04017_9744.N1	06-DEC-2002 16:58:42	Dark	40.500	29	Bet Car	1.6720	10200.	81	4017	No
348	GOM_NL__2PRFIN20021206_170050_000000482011_00456_04017_9745.N1	06-DEC-2002 17:00:50	Dark	48.000	41	Eps Car	1.8600	4100.0	96	4017	No
349	GOM_NL__2PRFIN20021206_170310_000000532011_00456_04017_9746.N1	06-DEC-2002 17:03:10	Dark	52.500	34	Gam2Vel	1.7930	23000.	105	4017	No
350	GOM_NL__2PRFIN20021206_170601_000000532011_00456_04017_9747.N1	06-DEC-2002 17:06:01	Dark	53.000	2	Alp Car	-0.73600	7000.0	106	4017	No
351	GOM_NL__2PRFIN20021206_170818_000000592011_00456_04017_9748.N1	06-DEC-2002 17:08:18	Dark	58.500	117	Pi Pup	2.7060	3800.0	117	4017	No
352	GOM_NL__2PRFIN20021206_171153_000000712011_00456_04017_9749.N1	06-DEC-2002 17:11:53	Dark	70.500	23	21Eps CMa	1.5020	26000.	141	4017	No
353	GOM_NL__2PRFIN20021206_171355_000000712011_00456_04017_9750.N1	06-DEC-2002 17:13:55	Straylight	70.500	179	24Omi2CMa	3.0320	24000.	141	4017	No
354	GOM_NL__2PRFIN20021206_171737_000000782011_00456_04017_9751.N1	06-DEC-2002 17:17:37	Straylight	77.500	1	9Alp CMa	-1.4400	11000.	155	4017	No
355	GOM_NL__2PRFIN20021206_172106_000000592011_00456_04017_9752.N1	06-DEC-2002 17:21:06	Straylight	58.500	7	19Bet Ori	0.10000	14000.	117	4017	No
356	GOM_NL__2PRFIN20021206_172344_000000602011_00456_04017_9753.N1	06-DEC-2002 17:23:44	Straylight	59.500	30	46Eps Ori	1.6940	30000.	119	4017	No
357	GOM_NL__2PRFIN20021206_172618_000000542011_00456_04017_9754.N1	06-DEC-2002 17:26:18	Twilight	53.500	27	24Gam Ori	1.6360	26000.	107	4017	No
358	GOM_NL__2PRFIN20021206_172847_000000592011_00456_04017_9755.N1	06-DEC-2002 17:28:47	Bright	59.000	13	87Alp Tau	0.86700	3800.0	118	4017	No
359	GOM_NL__2PRFIN20021206_173115_000000402011_00456_04017_9756.N1	06-DEC-2002 17:31:15	Bright	40.000	50	13Alp Ari	2.0070	4250.0	80	4017	No
360	GOM_NL__2PRFIN20021206_173255_000000382011_00456_04017_9757.N1	06-DEC-2002 17:32:55	Bright	38.000	150	44Zet Per	2.8900	28000.	76	4017	No
361	GOM_NL__2PRFIN20021206_173421_000000472011_00456_04017_9758.N1	06-DEC-2002 17:34:21	Bright	46.500	114	31ot Aur	2.6930	4600.0	93	4017	No
362	GOM_NL__2PRFIN20021206_173620_000000442011_00456_04017_9759.N1	06-DEC-2002 17:36:20	Bright	43.500	73	57Gam1And	2.2600	13100.	87	4017	No
363	GOM_NL__2PRFIN20021206_173754_000000392011_00456_04017_9760.N1	06-DEC-2002 17:37:54	Bright	39.000	35	33Alp Per	1.7950	6250.0	78	4017	No
364	GOM_NL__2PRFIN20021206_174006_000000522011_00456_04017_9761.N1	06-DEC-2002 17:40:06	Bright	51.500	42	34Bet Aur	1.9000	10200.	103	4017	No
365	GOM_NL__2PRFIN20021206_174213_000000382011_00456_04017_9762.N1	06-DEC-2002 17:42:13	Bright	37.500	76	27Gam Cas	2.3000	30000.	75	4017	No
366	GOM_NL__2PRFIN20021206_174859_000000382011_00456_04017_9763.N1	06-DEC-2002 17:48:59	Bright	38.000	49	1Alp UMi	1.9900	6300.0	76	4017	No
367	GOM_NL__2PRFIN20021206_175343_000000392011_00456_04017_9764.N1	06-DEC-2002 17:53:43	Bright	38.500	60	7Bet UMi	2.0810	3950.0	77	4017	No
368	GOM_NL__2PRFIN20021206_175509_000000502011_00456_04017_9765.N1	06-DEC-2002 17:55:09	Bright	50.000	36	50Alp UMa	1.8000	6300.0	100	4017	No
369	GOM_NL__2PRFIN20021206_175640_000000512011_00456_04017_9766.N1	06-DEC-2002 17:56:40	Bright	50.500	82	48Bet UMa	2.3650	10600.	101	4017	No
370	GOM_NL__2PRFIN20021206_175843_000000432011_00456_04017_9767.N1	06-DEC-2002 17:58:43	Bright	43.000	32	77Eps UMa	1.7630	11000.	86	4017	No
371	GOM_NL__2PRFIN20021206_180059_000000392011_00456_04017_9768.N1	06-DEC-2002 18:00:59	Bright	39.000	39	85Eta UMa	1.8540	24000.	78	4017	No
372	GOM_NL__2PRFIN20021206_180401_000000522011_00456_04017_9769.N1	06-DEC-2002 18:04:01	Bright	52.000	180	27Gam Boo	3.0400	8000.0	104	4017	No
373	GOM_NL__2PRFIN20021206_180705_000000372011_00456_04017_9770.N1	06-DEC-2002 18:07:05	Bright	37.000	83		2.3780	11000.	74	4017	No
374	GOM_NL__2PRFIN20021206_181010_000000392011_00456_04017_9771.N1	06-DEC-2002 18:10:10	Bright	38.500	111	8Eta Boo	2.6800	6000.0	77	4017	No
375	GOM_NL__2PRFIN20021206_181419_000000982011_00456_04017_9772.N1	06-DEC-2002 18:14:19	Twilight	98.000	96	68Del Leo	2.5600	9300.0	196	4017	No
376	GOM_NL__2PRFIN20021206_181831_000000412011_00456_04017_9773.N1	06-DEC-2002 18:18:31	Dark	40.500	1014	Mars	0.0000	0.0000	81	4017	Yes
377	GOM_NL__2PRFIN20021206_182302_000000522011_00456_04017_9774.N1	06-DEC-2002 18:23:02	Twilight	51.500	163	7Del Crv	2.9450	11000.	103	4017	No
378	GOM_NL__2PRFIN20021206_182438_000000482011_00456_04017_9775.N1	06-DEC-2002 18:24:38	Dark	47.500	106	9Bet Crv	2.6480	5600.0	95	4017	No
379	GOM_NL__2PRFIN20021206_182613_000000422011_00456_04017_9776.N1	06-DEC-2002 18:26:13	Dark	42.000	123	1ot Cen	2.7500	10200.	84	4017	No
380	GOM_NL__2PRFIN20021206_182810_000000382011_00456_04017_9777.N1	06-DEC-2002 18:28:10	Dark	38.000	95	Zet Cen	2.5450	26000.	76	4017	No
381	GOM_NL__2PRFIN20021206_183018_000000452011_00456_04017_9778.N1	06-DEC-2002 18:30:18	Dark	45.000	64	Gam Cen	2.2000	10600.	90	4017	No
382	GOM_NL__2PRFIN20021206_183231_000000422011_00456_04017_9779.N1	06-DEC-2002 18:32:31	Dark	41.500	20	Bet Cru	1.2530	30000.	83	4017	No
383	GOM_NL__2PRFIN20021206_183505_000000462011_00457_04018_9741.N1	06-DEC-2002 18:35:05	Dark	45.500	113	Mu Vel	2.6920	5000.0	91	4018	No
384	GOM_NL__2PRFIN20021206_183918_000000412011_00457_04018_9742.N1	06-DEC-2002 18:39:18	Dark	40.500	29	Bet Car	1.6720	10200.	81	4018	No
385	GOM_NL__2PRFIN20021206_184127_000000502011_00457_04018_9743.N1	06-DEC-2002 18:41:27	Dark	50.000	41	Eps Car	1.8600	4100.0	100	4018	No
386	GOM_NL__2PRFIN20021206_184346_000000492011_00457_04018_9744.N1	06-DEC-2002 18:43:46	Dark	49.000	34	Gam2Vel	1.7930	23000.	98	4018	No
387	GOM_NL__2PRFIN20021206_184638_000000572011_00457_04018_9745.N1	06-DEC-2002 18:46:38	Dark	57.000	2	Alp Car	-0.73600	7000.0	114	4018	No
388	GOM_NL__2PRFIN20021206_184853_000000662011_00457_04018_9746.N1	06-DEC-2002 18:48:53	Dark	65.500	117	Pi Pup	2.7060	3800.0	131	4018	No
389	GOM_NL__2PRFIN20021206_185231_000000672011_00457_04018_9747.N1	06-DEC-2002 18:52:31	Dark	67.000	23	21Eps CMa	1.5020	26000.	134	4018	No
390	GOM_NL__2PRFIN20021206_185432_000000702011_00457_04018_9748.N1	06-DEC-2002 18:54:32	Straylight	69.500	179	24Omi2CMa	3.0320	24000.	139	4018	No
391	GOM_NL__2PRFIN20021206_185814_000000792011_00457_04018_9749.N1	06-DEC-2002 18:58:14	Straylight	79.000	1	9Alp CMa	-1.4400	11000.	158	4018	No
392	GOM_NL__2PRFIN20021206_190140_000000592011_00457_04018_9750.N1	06-DEC-2002 19:01:40	Straylight	59.000	7	19Bet Ori	0.10000	14000.	118	4018	No
393	GOM_NL__2PRFIN20021206_190420_000000622011_00457_04018_9751.N1	06-DEC-2002 19:04:20	Straylight	62.000	30	46Eps Ori	1.6940	30000.	124	4018	No
394	GOM_NL__2PRFIN20021206_190653_000000592011_00457_04018_9752.N1	06-DEC-2002 19:06:53	Twilight	59.000	27	24Gam Ori	1.6360	26000.	118	4018	No
395	GOM_NL__2PRFIN20021206_190923_000000562011_00457_04018_9753.N1	06-DEC-2002 19:09:23	Bright	55.500	13	87Alp Tau	0.86700	3800.0	111	4018	No
396	GOM_NL__2PRFIN20021206_191151_000000412011_00457_04018_9754.N1	06-DEC-2002 19:11:51	Bright	40.500	50	13Alp Ari	2.0070	4250.0	81	4018	No

397	GOM_NL__2PRFIN20021206_191331_000000392011_00457_04018_9755.N1	06-DEC-2002 19:13:31	Bright	39.000	150	44Zet Per	2.8900	28000.	78	4018	No
398	GOM_NL__2PRFIN20021206_191457_000000462011_00457_04018_9756.N1	06-DEC-2002 19:14:57	Bright	46.000	114	3Iot Aur	2.6930	4600.0	92	4018	No
399	GOM_NL__2PRFIN20021206_191656_000000402011_00457_04018_9757.N1	06-DEC-2002 19:16:56	Bright	40.000	73	57Gam1And	2.2600	13100.	80	4018	No
400	GOM_NL__2PRFIN20021206_191830_000000382011_00457_04018_9758.N1	06-DEC-2002 19:18:30	Bright	38.000	35	33Alp Per	1.7950	6250.0	76	4018	No
401	GOM_NL__2PRFIN20021206_192041_000000502011_00457_04018_9759.N1	06-DEC-2002 19:20:41	Bright	50.000	42	34Bet Aur	1.9000	10200.	100	4018	No
402	GOM_NL__2PRFIN20021206_192249_000000382011_00457_04018_9760.N1	06-DEC-2002 19:22:49	Bright	37.500	76	27Gam Cas	2.3000	30000.	75	4018	No
403	GOM_NL__2PRFIN20021206_192935_000000382011_00457_04018_9761.N1	06-DEC-2002 19:29:35	Bright	38.000	49	1Alp UMi	1.9900	6300.0	76	4018	No
404	GOM_NL__2PRFIN20021206_193419_000000342011_00457_04018_9762.N1	06-DEC-2002 19:34:19	Bright	34.000	60	7Bet UMi	2.0810	3950.0	68	4018	No
405	GOM_NL__2PRFIN20021206_193544_000000502011_00457_04018_9763.N1	06-DEC-2002 19:35:44	Bright	49.500	36	50Alp UMa	1.8000	6300.0	99	4018	No
406	GOM_NL__2PRFIN20021206_193718_000000502011_00457_04018_9764.N1	06-DEC-2002 19:37:18	Bright	49.500	82	48Bet UMa	2.3650	10600.	99	4018	No
407	GOM_NL__2PRFIN20021206_193917_000000442011_00457_04018_9765.N1	06-DEC-2002 19:39:17	Bright	44.000	32	77Eps UMa	1.7630	11000.	88	4018	No
408	GOM_NL__2PRFIN20021206_194135_000000382011_00457_04018_9766.N1	06-DEC-2002 19:41:35	Bright	37.500	39	85Eta UMa	1.8540	24000.	75	4018	No
409	GOM_NL__2PRFIN20021206_194437_000000382011_00457_04018_9767.N1	06-DEC-2002 19:44:37	Bright	37.500	180	27Gam Boo	3.0400	8000.0	75	4018	No
410	GOM_NL__2PRFIN20021206_194742_000000362011_00457_04018_9768.N1	06-DEC-2002 19:47:42	Bright	35.500	83		2.3780	11000.	71	4018	No
411	GOM_NL__2PRFIN20021206_195044_000000412011_00457_04018_9769.N1	06-DEC-2002 19:50:44	Bright	41.000	111	8Eta Boo	2.6800	6000.0	82	4018	No
412	GOM_NL__2PRFIN20021206_195456_000000952011_00457_04018_9770.N1	06-DEC-2002 19:54:56	Tw_i_and_stray	94.500	96	68Del Leo	2.5600	9300.0	189	4018	No
413	GOM_NL__2PRFIN20021206_195906_000000412011_00457_04018_9771.N1	06-DEC-2002 19:59:06	Dark	41.000	1014	Mars	0.0000	0.0000	82	4018	Yes
414	GOM_NL__2PRFIN20021206_200340_000000522011_00457_04018_9772.N1	06-DEC-2002 20:03:40	Dark	52.000	163	7Del Crv	2.9450	11000.	104	4018	No
415	GOM_NL__2PRFIN20021206_200514_000000552011_00457_04018_9773.N1	06-DEC-2002 20:05:14	Dark	54.500	106	9Bet Crv	2.6480	5600.0	109	4018	No
416	GOM_NL__2PRFIN20021206_200649_000000432011_00457_04018_9774.N1	06-DEC-2002 20:06:49	Dark	42.500	123	Iot Cen	2.7500	10200.	85	4018	No
417	GOM_NL__2PRFIN20021206_200847_000000392011_00457_04018_9775.N1	06-DEC-2002 20:08:47	Dark	39.000	95	Zet Cen	2.5450	26000.	78	4018	No
418	GOM_NL__2PRFIN20021206_201054_000000432011_00457_04018_9776.N1	06-DEC-2002 20:10:54	Dark	43.000	64	Gam Cen	2.2000	10600.	86	4018	No
419	GOM_NL__2PRFIN20021206_201307_000000412011_00457_04018_9777.N1	06-DEC-2002 20:13:07	Dark	40.500	20	Bet Cru	1.2530	30000.	81	4018	No
420	GOM_NL__2PRFIN20021206_201542_000000472011_00458_04019_9739.N1	06-DEC-2002 20:15:42	Dark	47.000	113	Mu Vel	2.6920	5000.0	94	4019	No
421	GOM_NL__2PRFIN20021206_201955_000000422011_00458_04019_9740.N1	06-DEC-2002 20:19:55	Dark	41.500	29	Bet Car	1.6720	10200.	83	4019	No
422	GOM_NL__2PRFIN20021206_202202_000000472011_00458_04019_9741.N1	06-DEC-2002 20:22:02	Dark	47.000	41	Eps Car	1.8600	4100.0	94	4019	No
423	GOM_NL__2PRFIN20021206_202421_000000632011_00458_04019_9742.N1	06-DEC-2002 20:24:21	Dark	62.500	34	Gam2Vel	1.7930	23000.	125	4019	No
424	GOM_NL__2PRFIN20021206_202714_000000512011_00458_04019_9743.N1	06-DEC-2002 20:27:14	Dark	51.000	2	Alp Car	-0.73600	7000.0	102	4019	No
425	GOM_NL__2PRFIN20021206_202931_000000642011_00458_04019_9744.N1	06-DEC-2002 20:29:31	Dark	64.000	117	Pi Pup	2.7060	3800.0	128	4019	No
426	GOM_NL__2PRFIN20021206_203308_000000672011_00458_04019_9745.N1	06-DEC-2002 20:33:08	Dark	67.000	23	21Eps CMa	1.5020	26000.	134	4019	No
427	GOM_NL__2PRFIN20021206_203509_000000682011_00458_04019_9746.N1	06-DEC-2002 20:35:09	Straylight	67.500	179	24Omi2CMa	3.0320	24000.	135	4019	No
428	GOM_NL__2PRFIN20021206_203850_000000822011_00458_04019_9747.N1	06-DEC-2002 20:38:50	Straylight	81.500	1	9Alp CMa	-1.4400	11000.	163	4019	No
429	GOM_NL__2PRFIN20021206_204216_000000572011_00458_04019_9748.N1	06-DEC-2002 20:42:16	Straylight	57.000	7	19Bet Ori	0.10000	14000.	114	4019	No
430	GOM_NL__2PRFIN20021206_204456_000000612011_00458_04019_9749.N1	06-DEC-2002 20:44:56	Straylight	61.000	30	46Eps Ori	1.6940	30000.	122	4019	No
431	GOM_NL__2PRFIN20021206_204730_000000592011_00458_04019_9750.N1	06-DEC-2002 20:47:30	Tw_i_and_stray	59.000	27	24Gam Ori	1.6360	26000.	118	4019	No
432	GOM_NL__2PRFIN20021206_204957_000000592011_00458_04019_9751.N1	06-DEC-2002 20:49:57	Bright	58.500	13	87Alp Tau	0.86700	3800.0	117	4019	No
433	GOM_NL__2PRFIN20021206_205227_000000392011_00458_04019_9752.N1	06-DEC-2002 20:52:27	Bright	38.500	50	13Alp Ari	2.0070	4250.0	77	4019	No
434	GOM_NL__2PRFIN20021206_205407_000000402011_00458_04019_9753.N1	06-DEC-2002 20:54:07	Bright	39.500	150	44Zet Per	2.8900	28000.	79	4019	No
435	GOM_NL__2PRFIN20021206_205530_000000482011_00458_04019_9754.N1	06-DEC-2002 20:55:30	Bright	47.500	114	3Iot Aur	2.6930	4600.0	95	4019	No
436	GOM_NL__2PRFIN20021206_205732_000000402011_00458_04019_9755.N1	06-DEC-2002 20:57:32	Bright	39.500	73	57Gam1And	2.2600	13100.	79	4019	No
437	GOM_NL__2PRFIN20021206_205906_000000402011_00458_04019_9756.N1	06-DEC-2002 20:59:06	Bright	39.500	35	33Alp Per	1.7950	6250.0	79	4019	No
438	GOM_NL__2PRFIN20021206_210117_000000512011_00458_04019_9757.N1	06-DEC-2002 21:01:17	Bright	51.000	42	34Bet Aur	1.9000	10200.	102	4019	No
439	GOM_NL__2PRFIN20021206_210325_000000362011_00458_04019_9758.N1	06-DEC-2002 21:03:25	Bright	36.000	76	27Gam Cas	2.3000	30000.	72	4019	No
440	GOM_NL__2PRFIN20021206_211011_000000372011_00458_04019_9759.N1	06-DEC-2002 21:10:11	Bright	37.000	49	1Alp UMi	1.9900	6300.0	74	4019	No
441	GOM_NL__2PRFIN20021206_211454_000000402011_00458_04019_9760.N1	06-DEC-2002 21:14:54	Bright	40.000	60	7Bet UMi	2.0810	3950.0	80	4019	No
442	GOM_NL__2PRFIN20021206_211618_000000522011_00458_04019_9761.N1	06-DEC-2002 21:16:18	Bright	51.500	36	50Alp UMa	1.8000	6300.0	103	4019	No
443	GOM_NL__2PRFIN20021206_211754_000000492011_00458_04019_9762.N1	06-DEC-2002 21:17:54	Bright	48.500	82	48Bet UMa	2.3650	10600.	97	4019	No
444	GOM_NL__2PRFIN20021206_211953_000000452011_00458_04019_9763.N1	06-DEC-2002 21:19:53	Bright	45.000	32	77Eps UMa	1.7630	11000.	90	4019	No
445	GOM_NL__2PRFIN20021206_212210_000000392011_00458_04019_9764.N1	06-DEC-2002 21:22:10	Bright	39.000	39	85Eta UMa	1.8540	24000.	78	4019	No
446	GOM_NL__2PRFIN20021206_212513_000000382011_00458_04019_9765.N1	06-DEC-2002 21:25:13	Bright	37.500	180	27Gam Boo	3.0400	8000.0	75	4019	No
447	GOM_NL__2PRFIN20021206_212817_000000382011_00458_04019_9766.N1	06-DEC-2002 21:28:17	Bright	37.500	83		2.3780	11000.	75	4019	No
448	GOM_NL__2PRFIN20021206_213122_000000392011_00458_04019_9767.N1	06-DEC-2002 21:31:22	Bright	39.000	111	8Eta Boo	2.6800	6000.0	78	4019	No
449	GOM_NL__2PRFIN20021206_213533_000001022011_00458_04019_9768.N1	06-DEC-2002 21:35:33	Tw_i_and_stray	102.00	96	68Del Leo	2.5600	9300.0	204	4019	No
450	GOM_NL__2PRFIN20021206_213943_000000412011_00458_04019_9769.N1	06-DEC-2002 21:39:43	Dark	40.500	1014	Mars	0.0000	0.0000	81	4019	Yes
451	GOM_NL__2PRFIN20021206_214418_000000502011_00458_04019_9770.N1	06-DEC-2002 21:44:18	Dark	50.000	163	7Del Crv	2.9450	11000.	100	4019	No
452	GOM_NL__2PRFIN20021206_214549_000000512011_00458_04019_9771.N1	06-DEC-2002 21:45:49	Dark	50.500	106	9Bet Crv	2.6480	5600.0	101	4019	No
453	GOM_NL__2PRFIN20021206_214724_000000432011_00458_04019_9772.N1	06-DEC-2002 21:47:24	Dark	43.000	123	Iot Cen	2.7500	10200.	86	4019	No
454	GOM_NL__2PRFIN20021206_214923_000000392011_00458_04019_9773.N1	06-DEC-2002 21:49:23	Dark	38.500	95	Zet Cen	2.5450	26000.	77	4019	No
455	GOM_NL__2PRFIN20021206_215131_000000422011_00458_04019_9774.N1	06-DEC-2002 21:51:31	Dark	42.000	64	Gam Cen	2.2000	10600.	84	4019	No

### 3. Quality information per product

In this section it is plotted some information contained in the Quality Summary data set of the level 2 products. Only products in dark limb conditions and without errors (error flag in the MPH set to "0") are used.

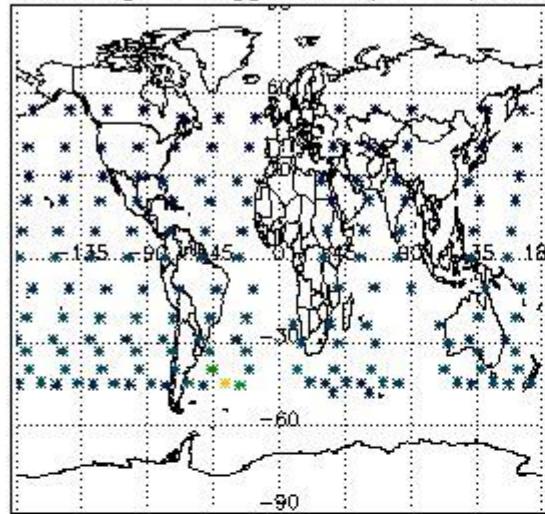
#### 3.1 Plot quality information per product (time dependant)



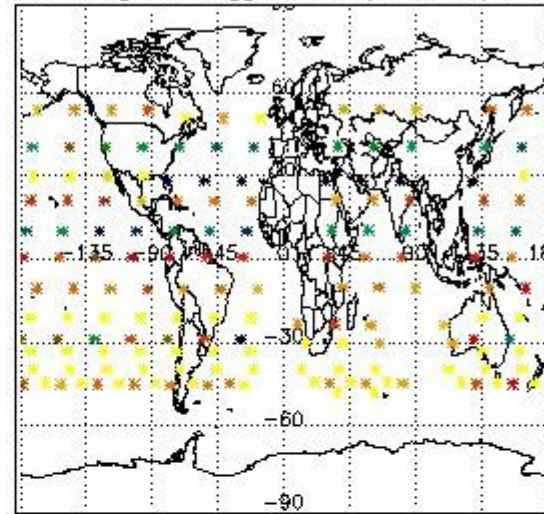
#### 3.2 Plot quality information per product (world map)



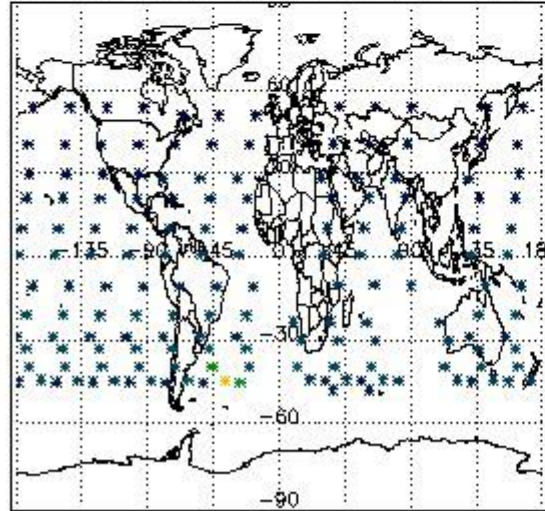
Percentage of flagged data per O3 profile



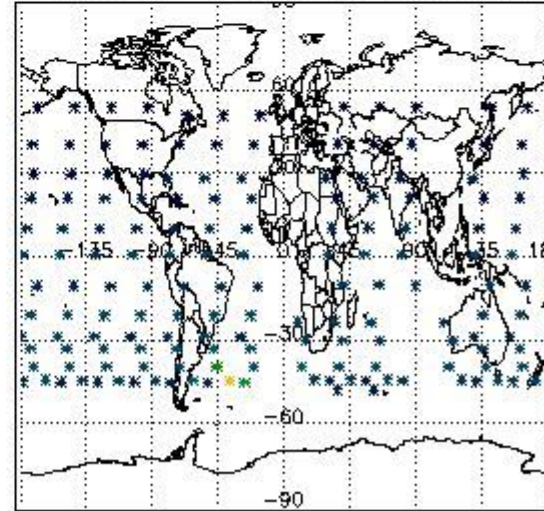
Percentage of flagged data per H2O profile



Percentage of flagged data per NO2 profile



Percentage of flagged data per NO3 profile

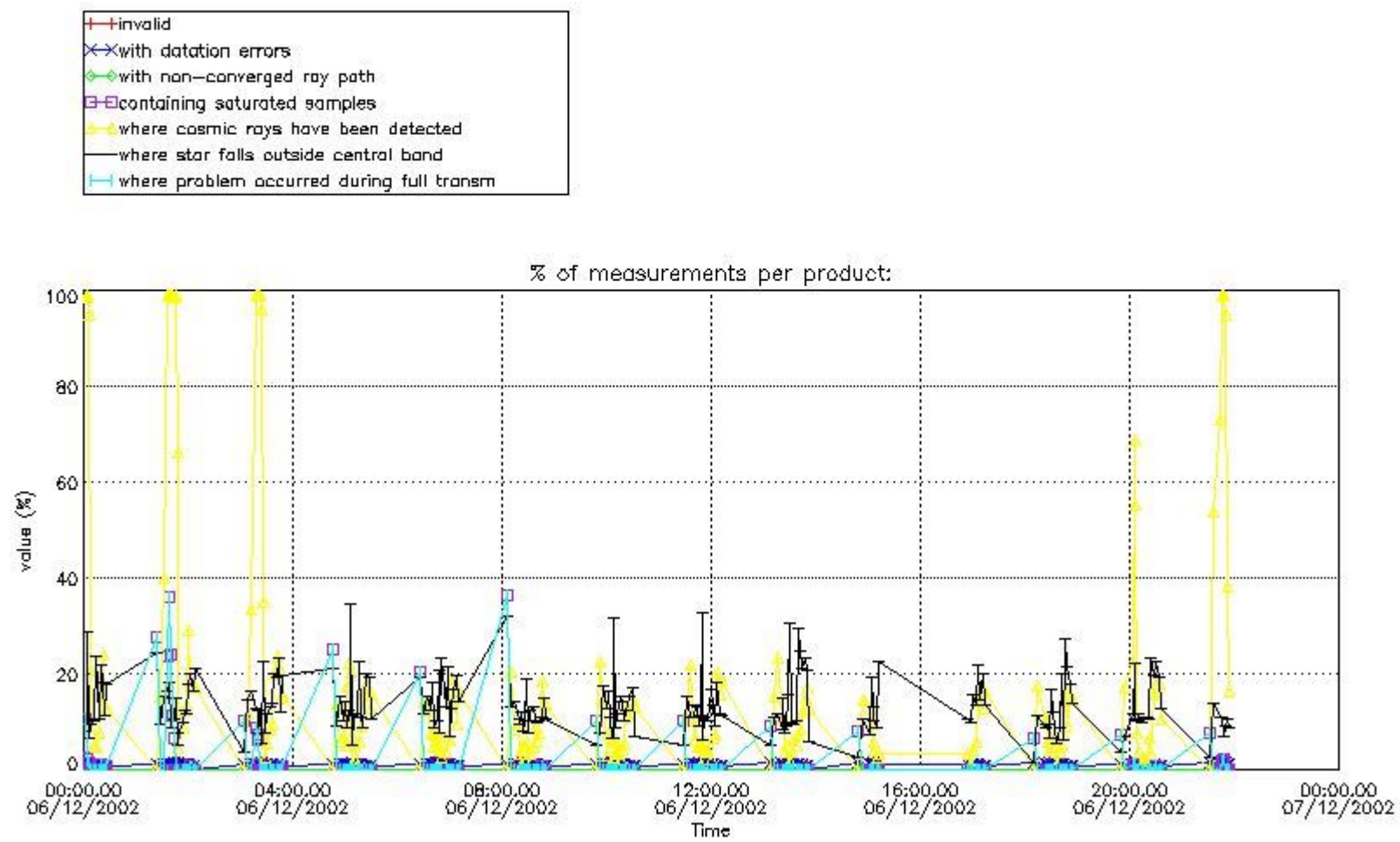


#### 4. Level 1 quality information per product

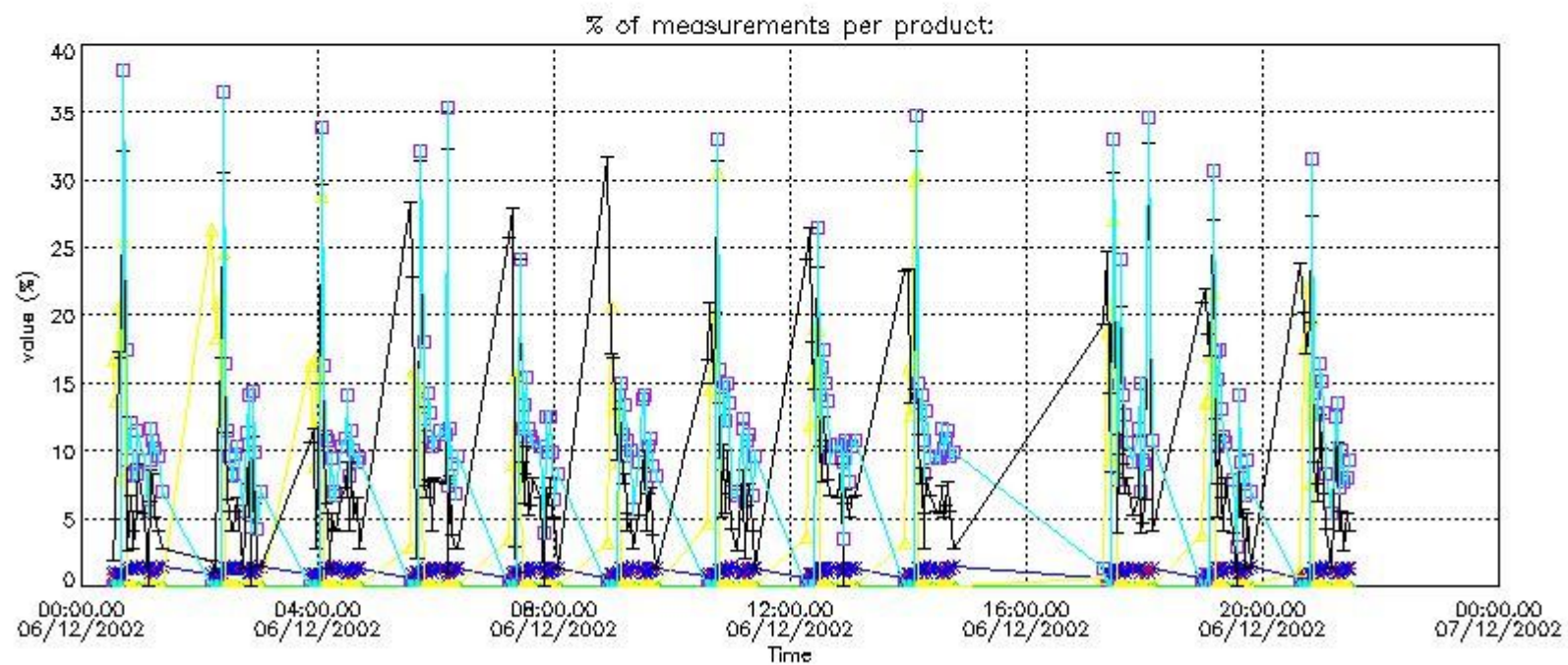
In this section it is plotted some information contained in the Quality Summary data set of the level 2 products that comes from the level 1b processing. Products without errors (error flag in the MPH set to "0") are used.

##### 4.1 Plot quality information per product (time dependant) coming from level 1b processing

##### 4.1.1 Plot level 1 quality information per product (time dependant): ENVISAT ASCENDING passes



4.1.2 Plot level 1 quality information per product (time dependant): ENVI SAT DESCENDING passes

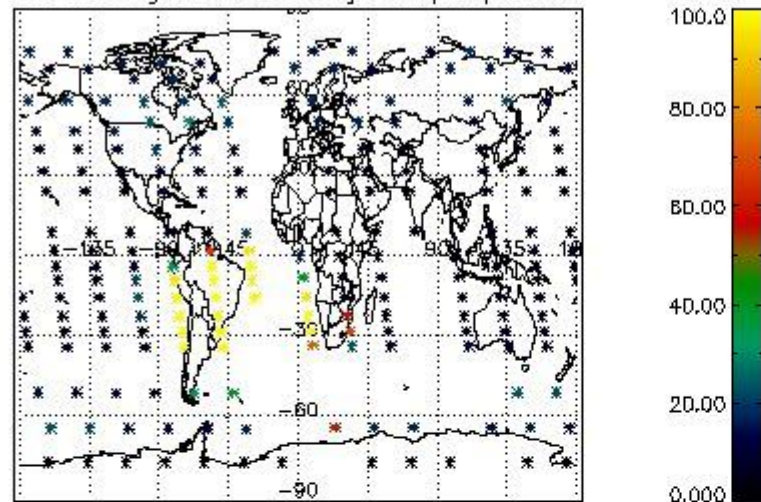


4.2 Plot quality information per product coming from level 1b processing (world map)

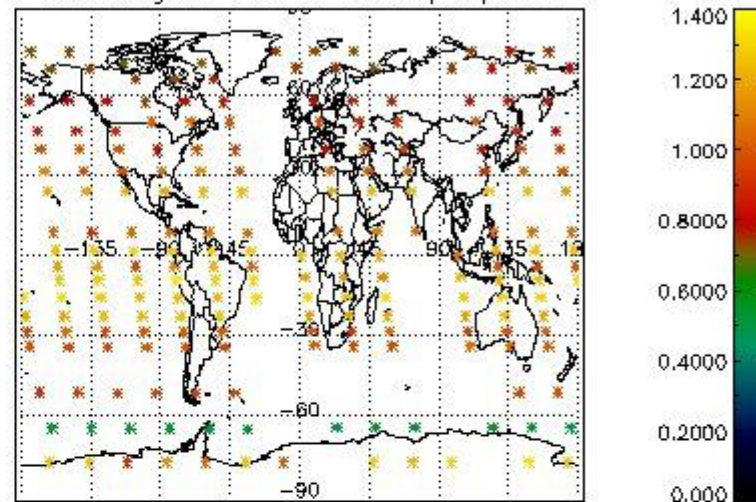
4.2.1 Plot level 1 quality information per product (world map): ENVISAT ASCENDING passes



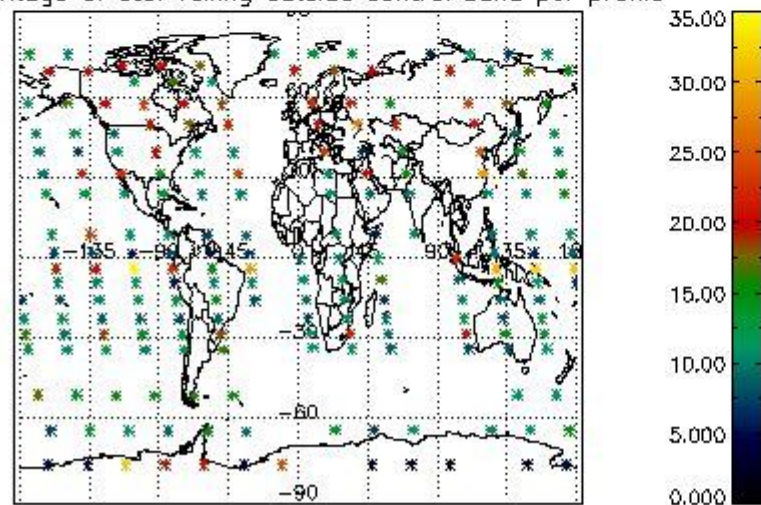
Percentage of cosmic ray hits per profile



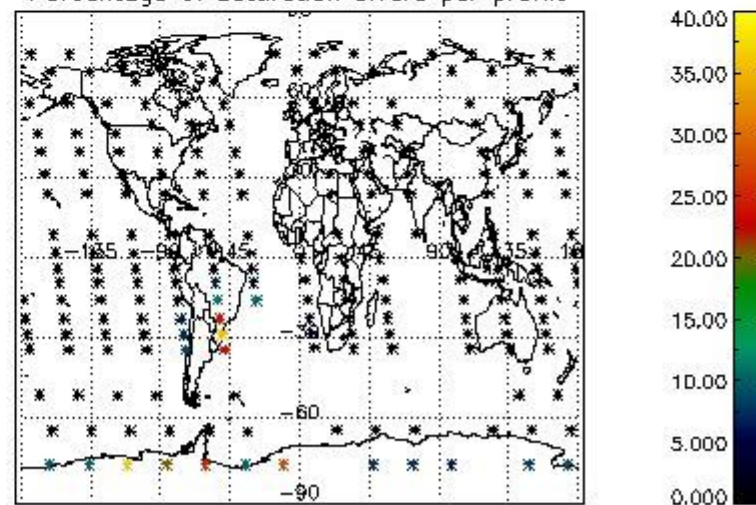
Percentage of datation errors per profile



Percentage of star falling outside central band per profile

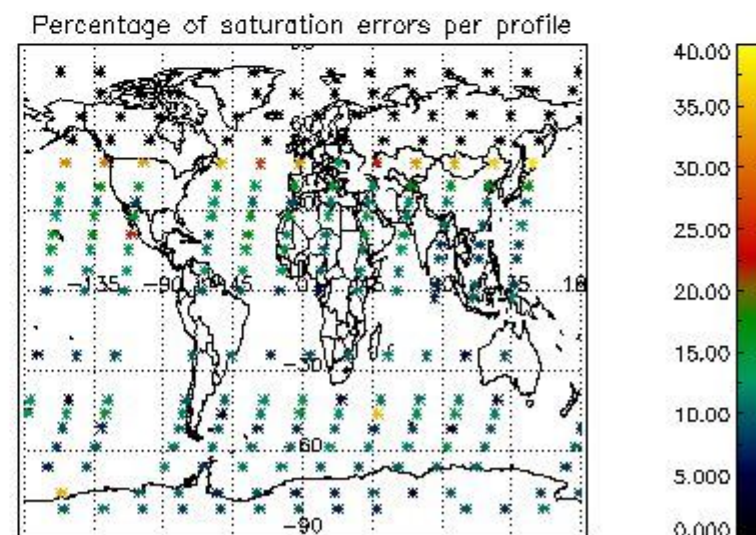
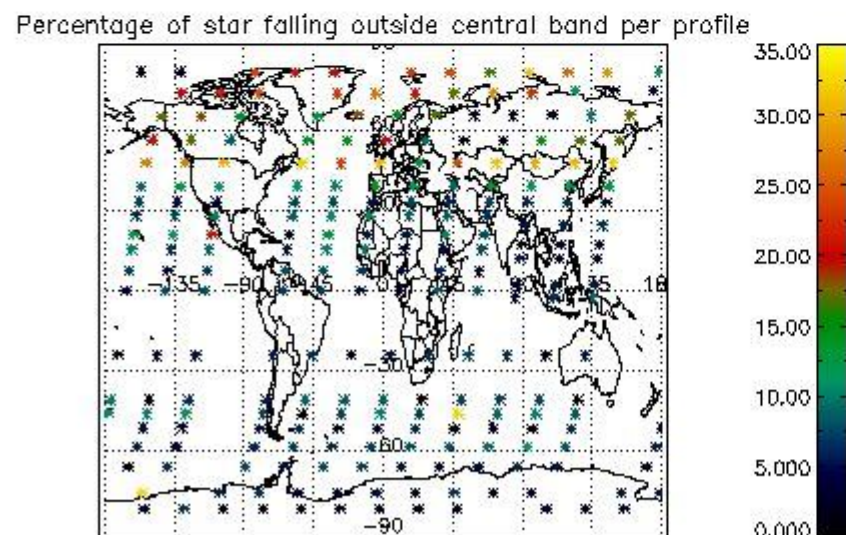
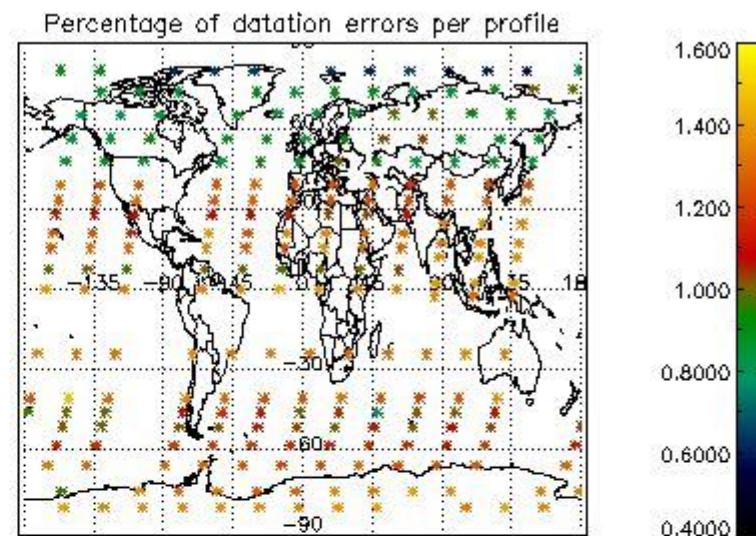
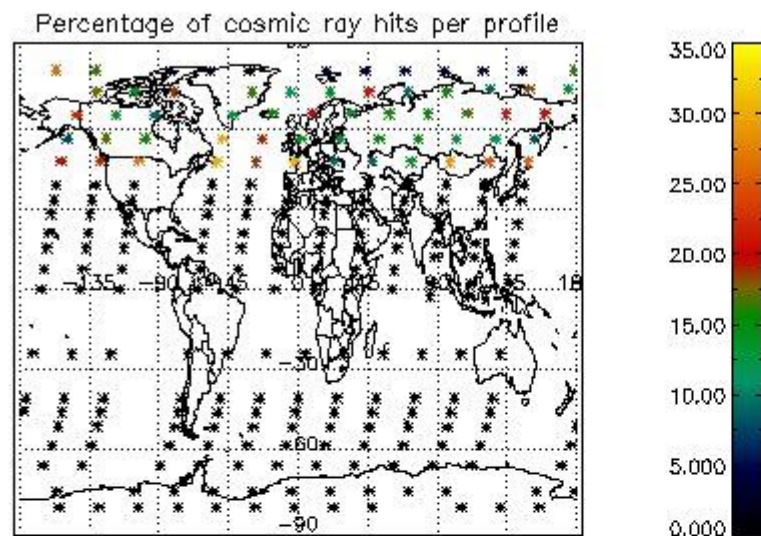


Percentage of saturation errors per profile



4.2.2 Plot level 1 quality information per product (world map): ENVISAT DESCENDING passes





## 5. Trace gas profiles

### 5.1 Ozone statistics based on quality of products

The final quality of the products can be "measured" using the STD (Standard Deviation) attached to every point profile. This information is written to the parameter GOM\_NL\_\_2P/NL\_LOCAL\_SPECIES\_DENSITY/o3\_std of the level 2 products. The table below shows the statistics for given STD ranges.

The statistics are given with respect to the overall valid production:

- Products without fatal errors: GOM\_NL\_\_2P/MPH/PRODUCT\_ERR=0
- Valid point profile: GOM\_NL\_\_2P/NL\_LOCAL\_SPECIES\_DENSITY/pcd(0)=0

The 'Criteria' is applied to valid points of dark limb products:

- Products in dark limb illumination condition: GOM\_NL\_\_2P/NL\_SUMMARY\_QUALITY/obs\_ill\_cond=0
- Products without fatal errors: GOM\_NL\_\_2P/MPH/PRODUCT\_ERR=0
- Valid point profile: GOM\_NL\_\_2P/NL\_LOCAL\_SPECIES\_DENSITY/pcd(0)=0

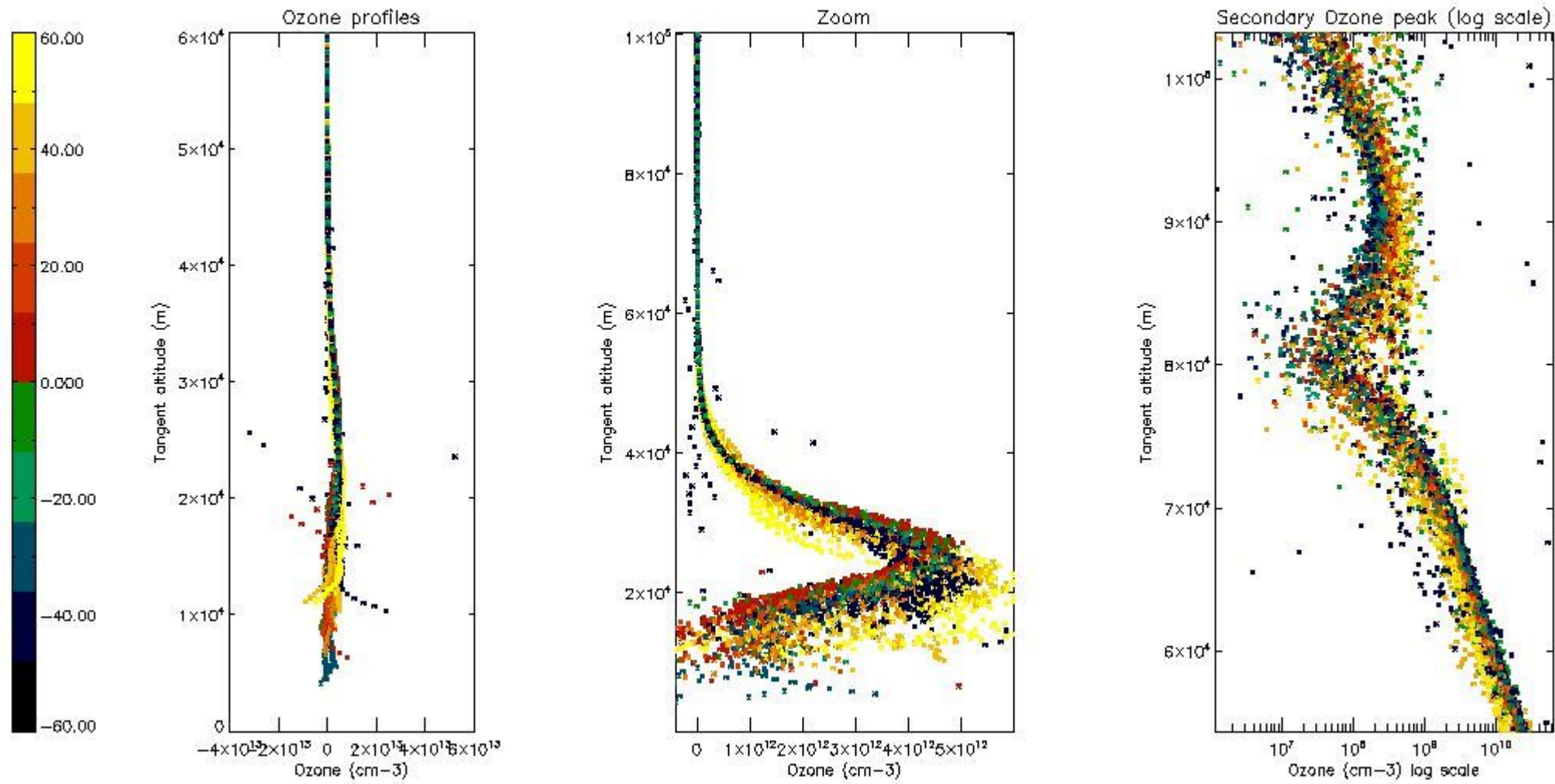
So, the table below shows the percentage of dark limb and valid observations for each criteria with respect to the overall valid daily observations.

Criteria	% of total production
All STD	35
STD < 20	21

STD < 10	17
STD < 5	13

5.2 Plot ozone profiles for all STD (dark without errors)

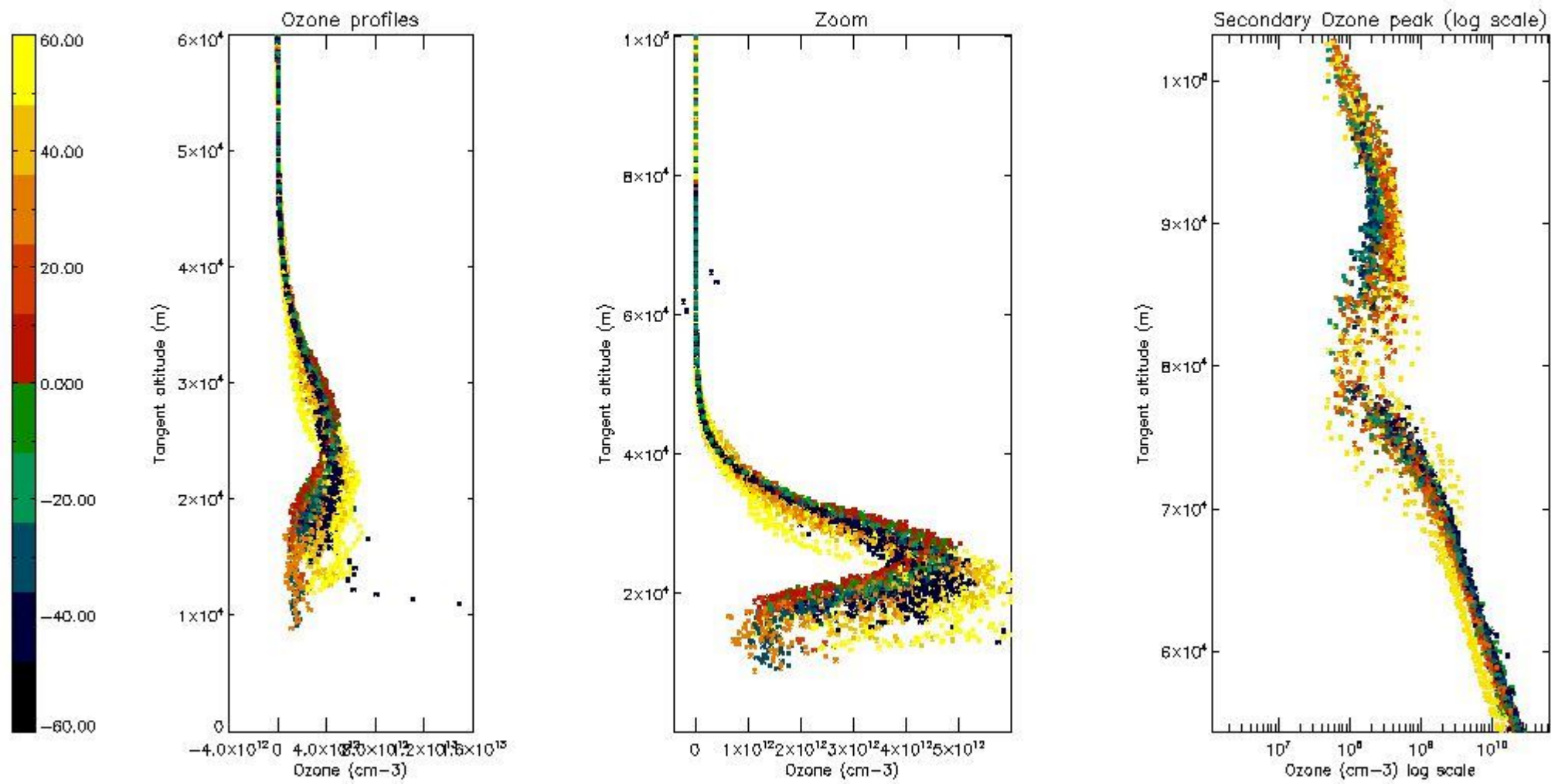
The colorbar represents the latitude.



5.3 Plot ozone profiles where STD < 20% (dark without errors)

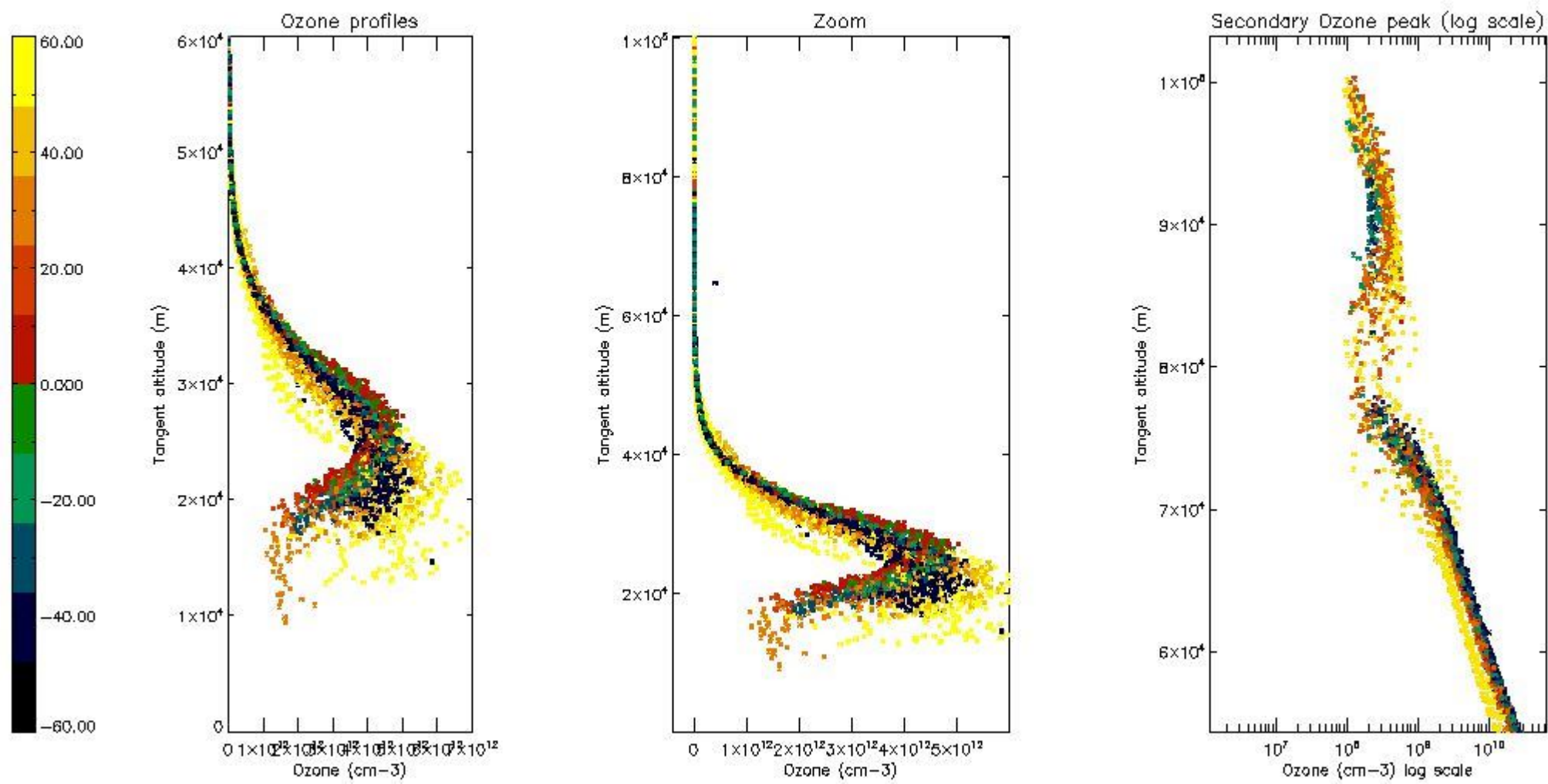
The colorbar represents the latitude.





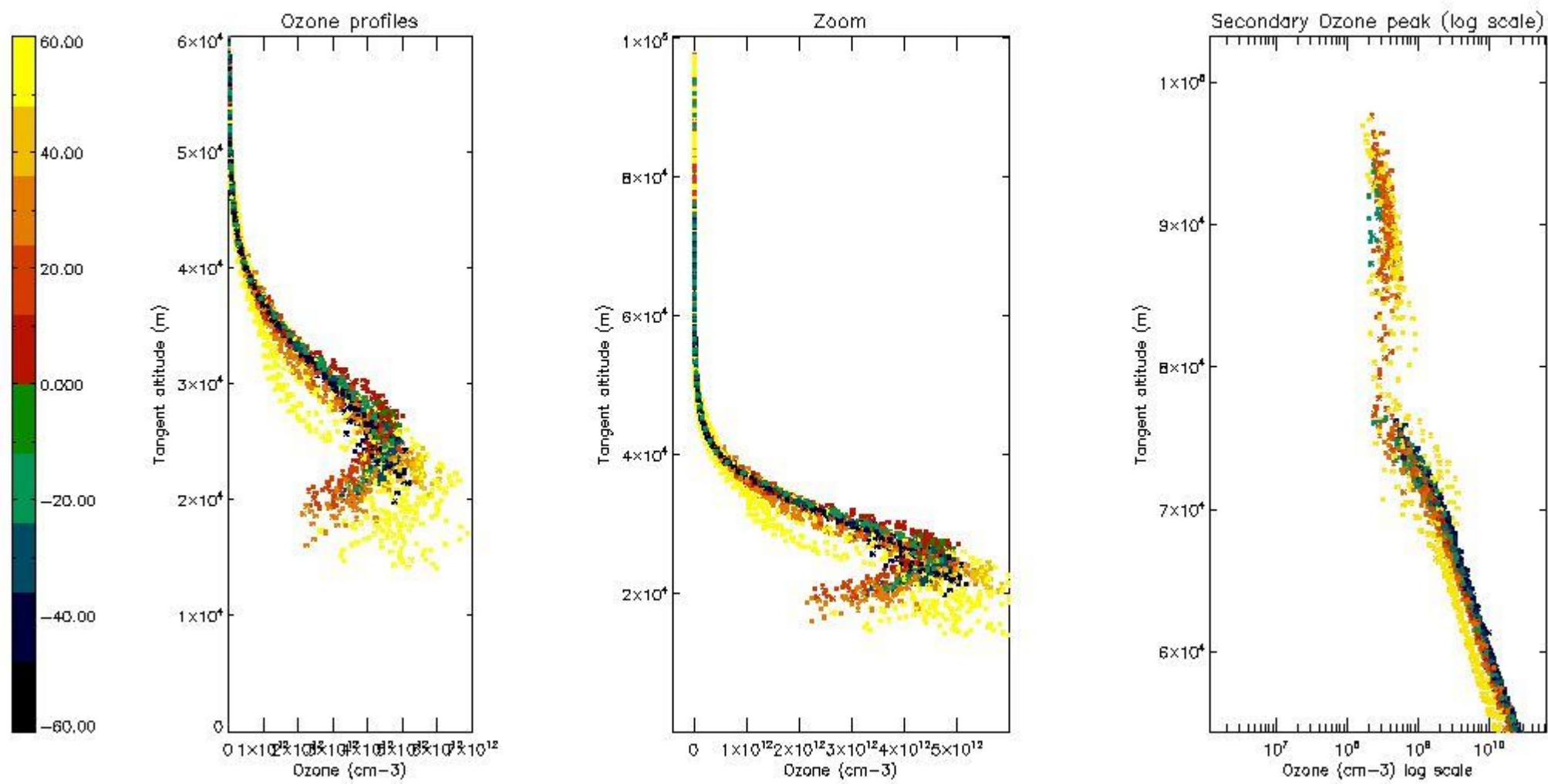
*5.4 Plot ozone profiles where STD < 10% (dark without errors)*

The colorbar represents the latitude.



*5.5 Plot ozone profiles where STD < 5% (dark without errors)*

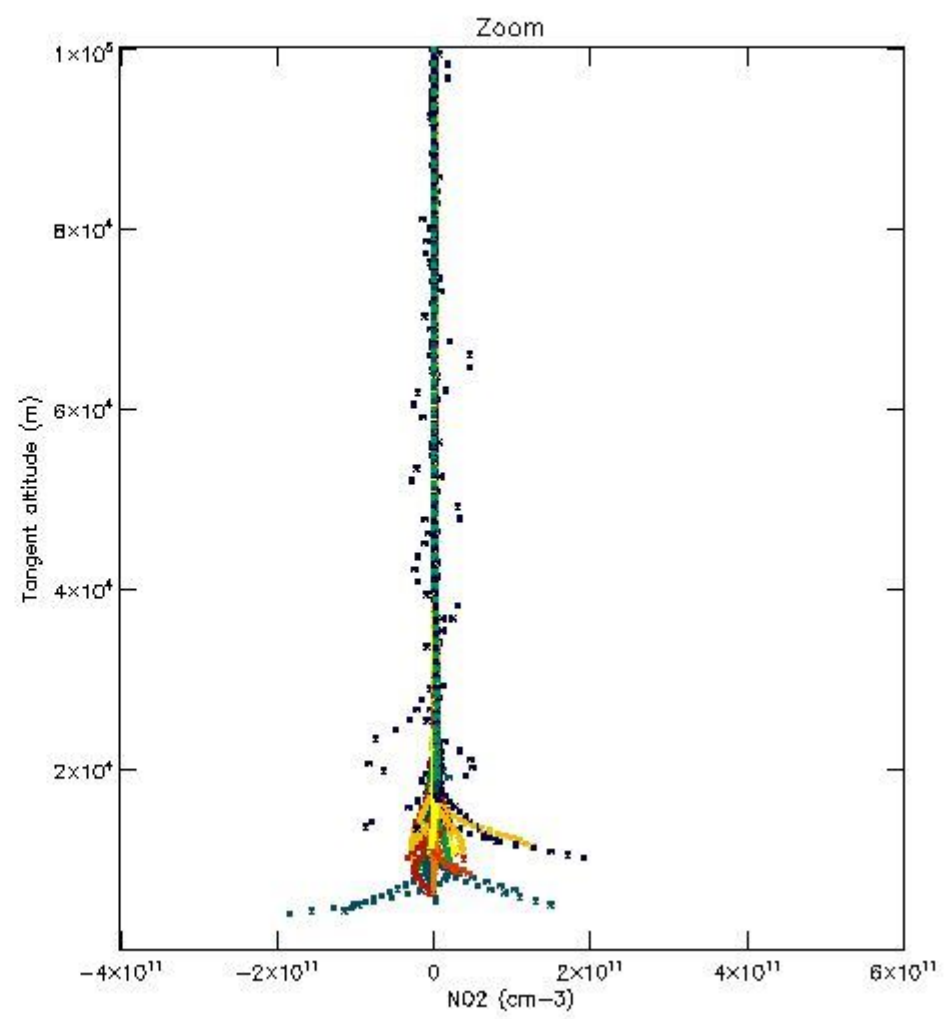
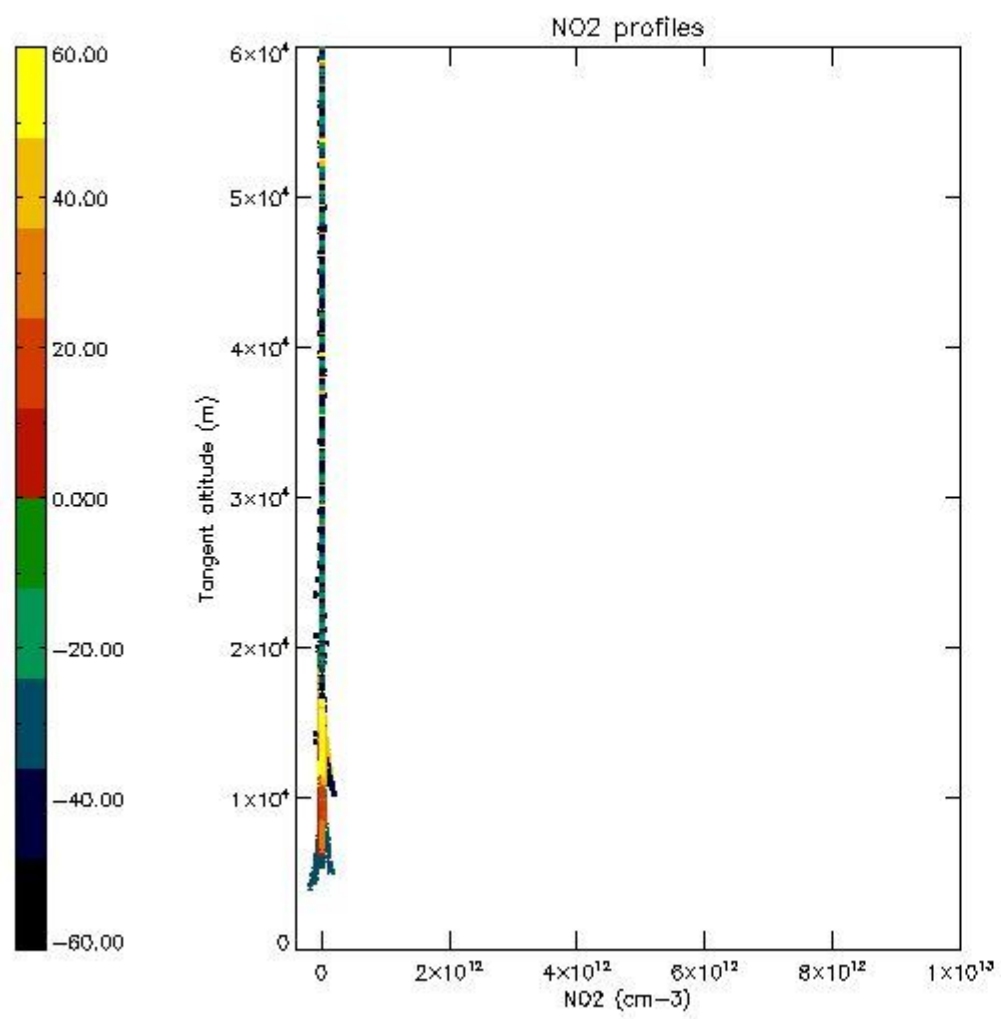
The colorbar represents the latitude.



*5.6 Plot NO<sub>2</sub> profiles for all STD (dark without errors)*

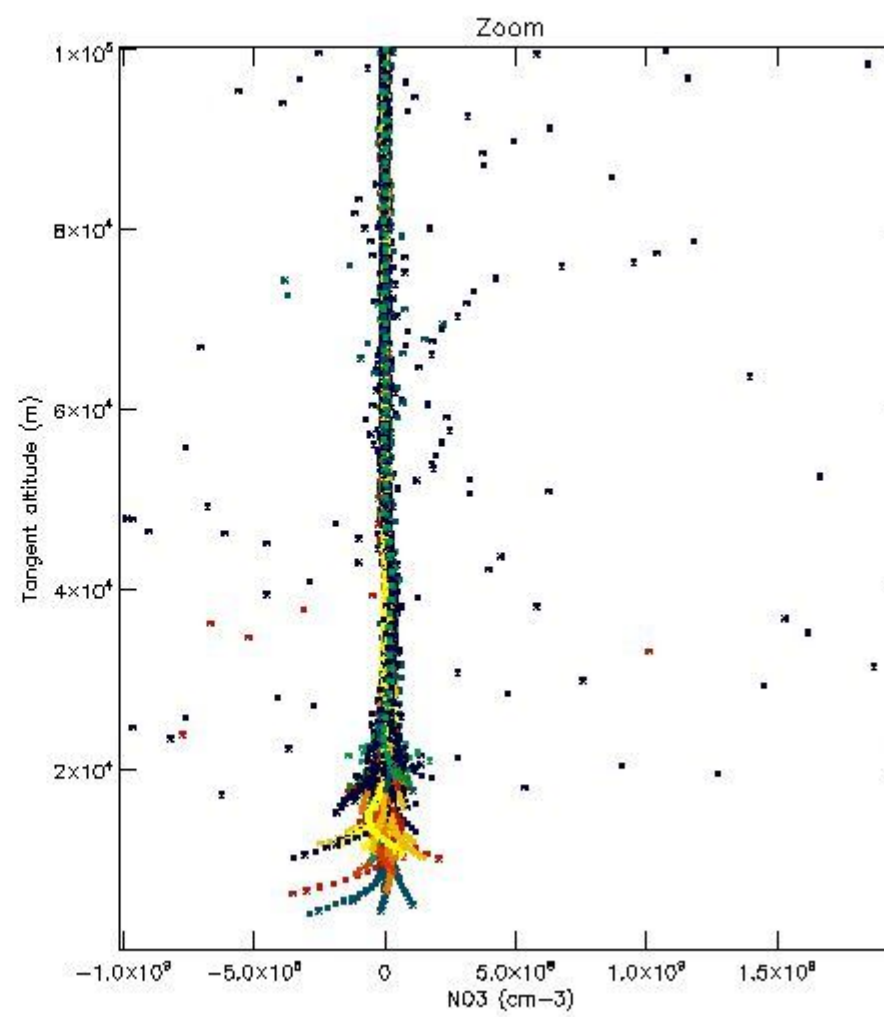
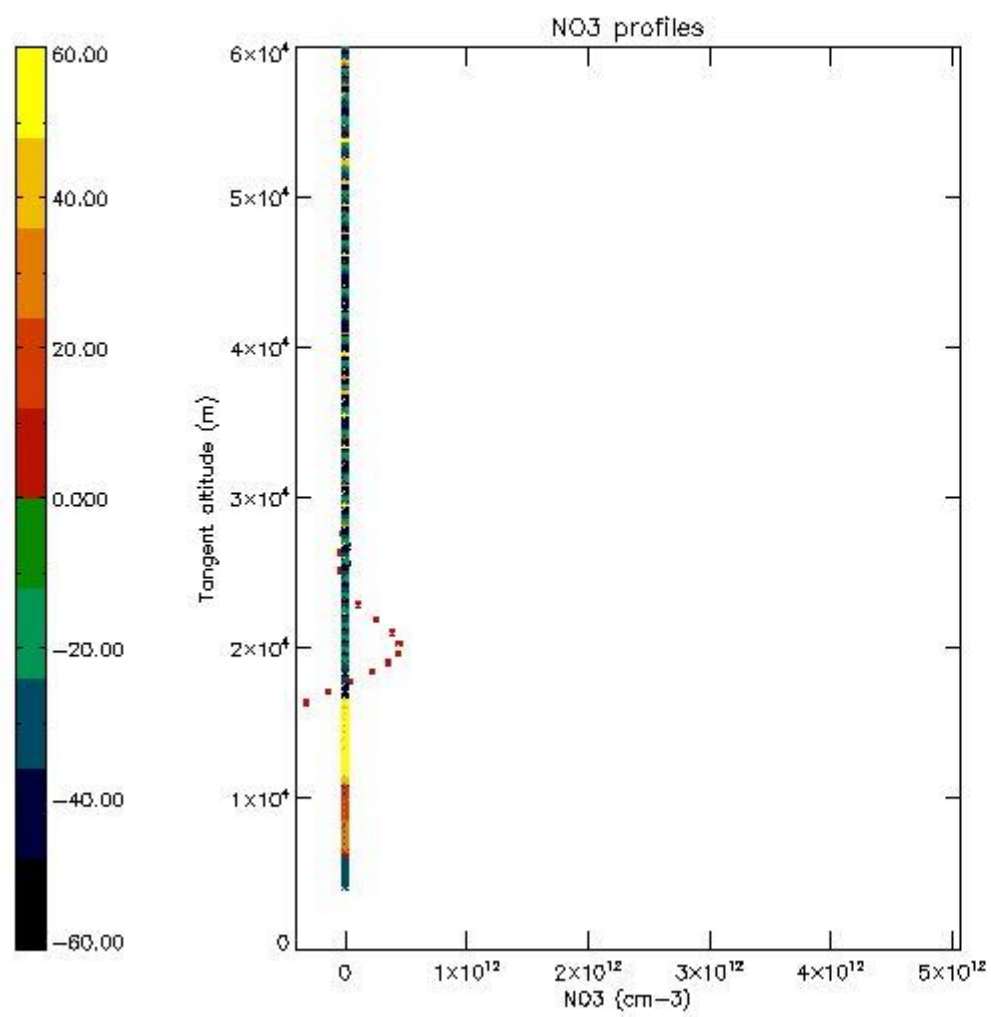
The colorbar represents the latitude.





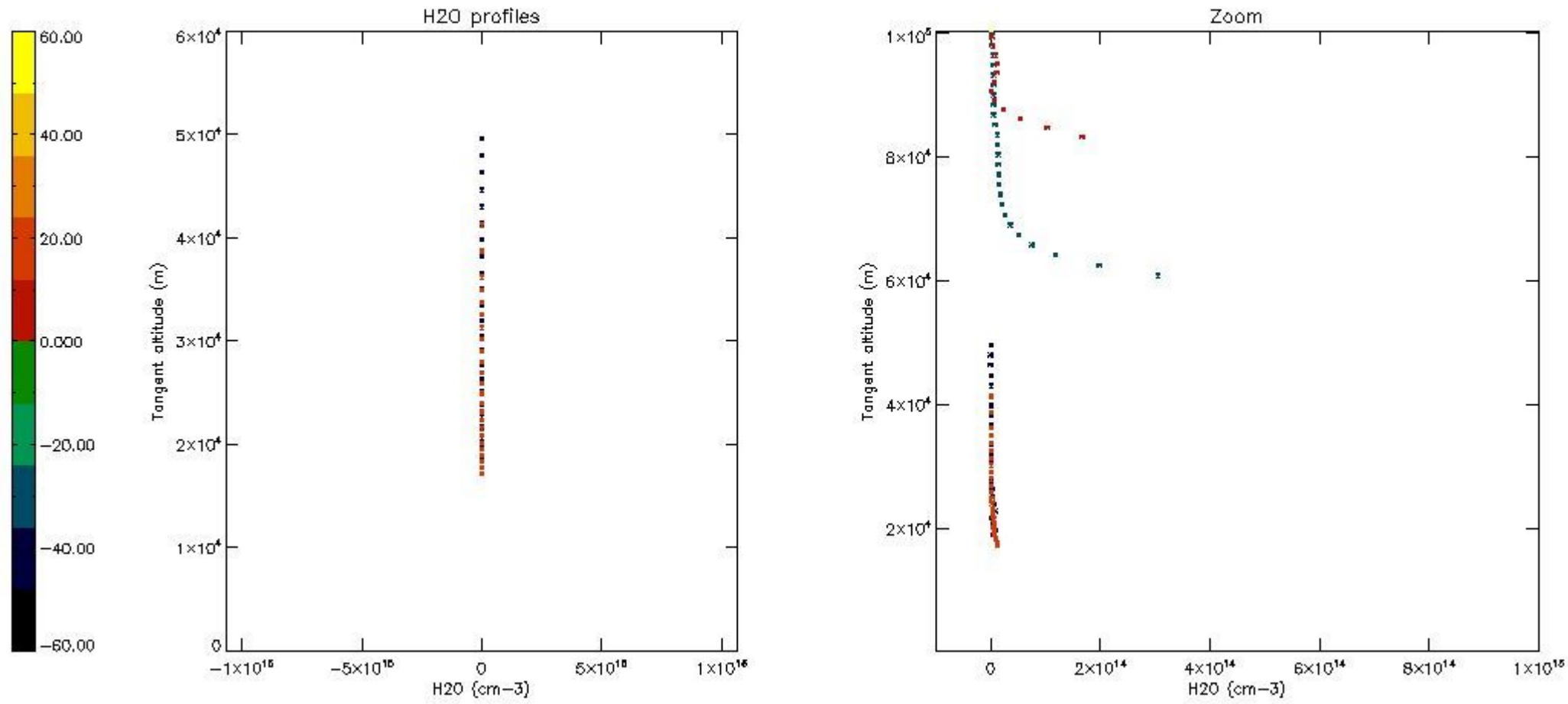
*5.7 Plot NO3 profiles for all STD (dark without errors)*

The colorbar represents the latitude.



5.8 Plot H2O profiles for all STD (only for occultations of stars 1,2,3,4,13,14,16,26,63 dark without errors)

The colorbar represents the latitude.

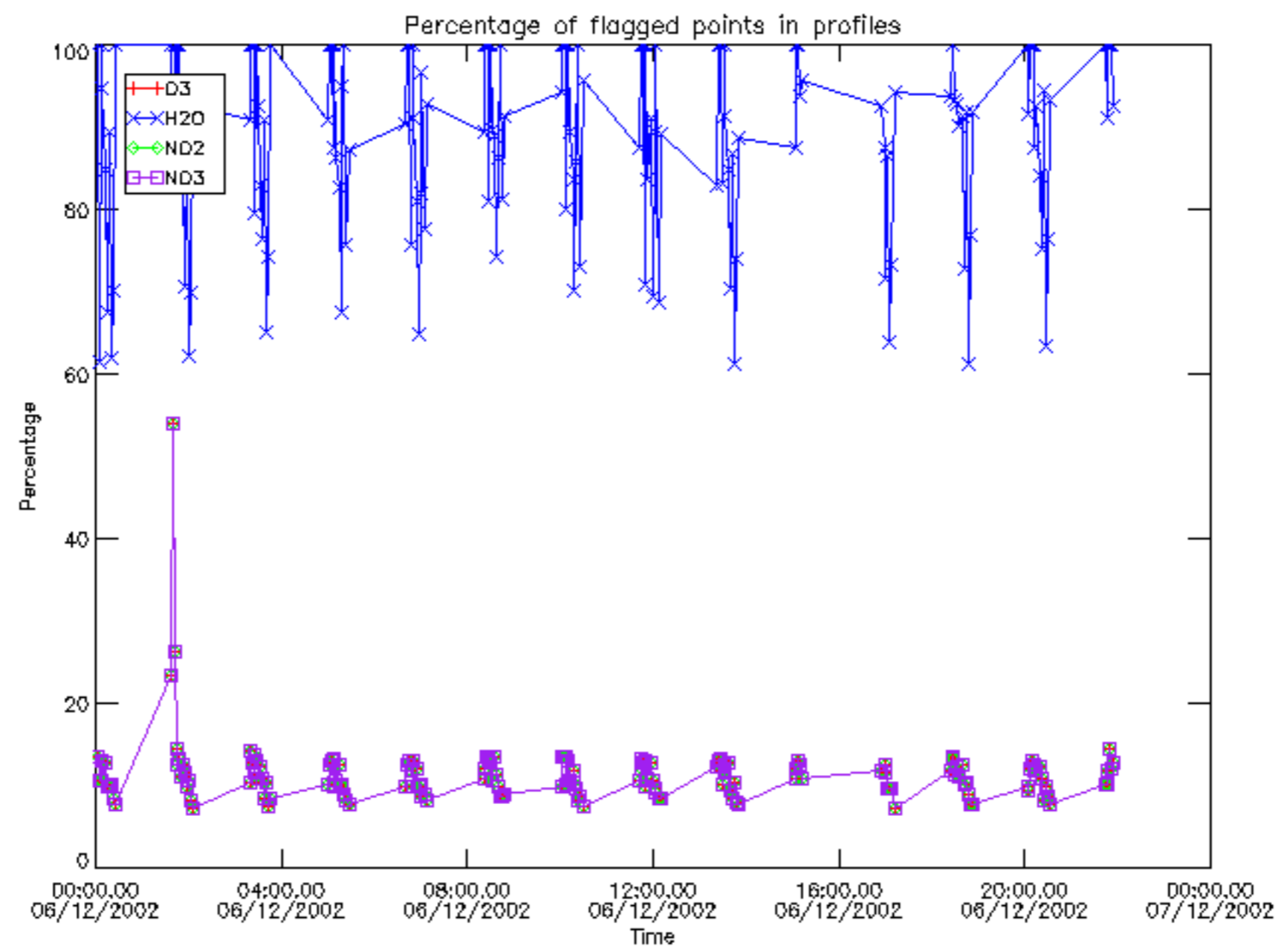


## 6. Auxiliary Data Files used for the production reported in section 2

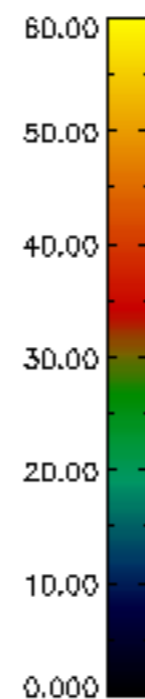
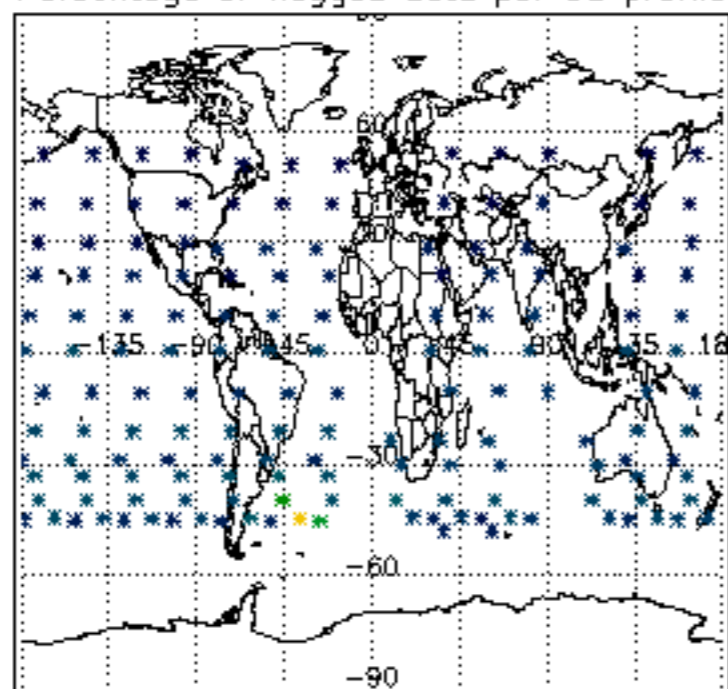
The number reported in the third column indicates since which file (see list in section 2) the corresponding auxiliary file has been used. The fourth column is the date of those product files.

Type	Auxiliary Filename	Used since product	Used since product date
INST_PHYS_CHARACTERISTICS	GOM_INS_AXNIEC20050627_150440_20020301_000000_20100101_000000	1	06-DEC-2002 00:01:33
LEVEL-2_PROC_CONFIG	GOM_PR2_AXVIEC20091111_152718_20020301_000000_20500101_000000	1	06-DEC-2002 00:01:33
CROSS_SECTIONS_FILE	GOM_CRS_AXVIEC20091111_154832_20020301_000000_20500101_000000	1	06-DEC-2002 00:01:33

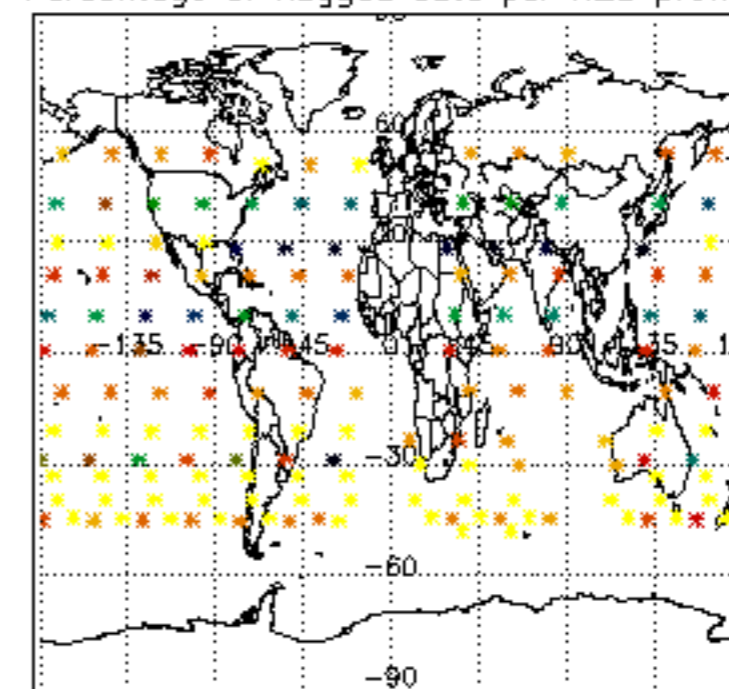




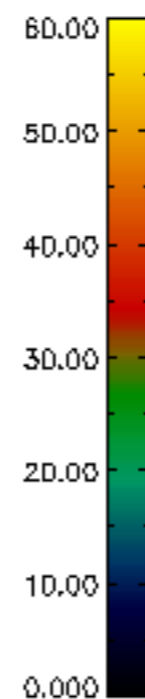
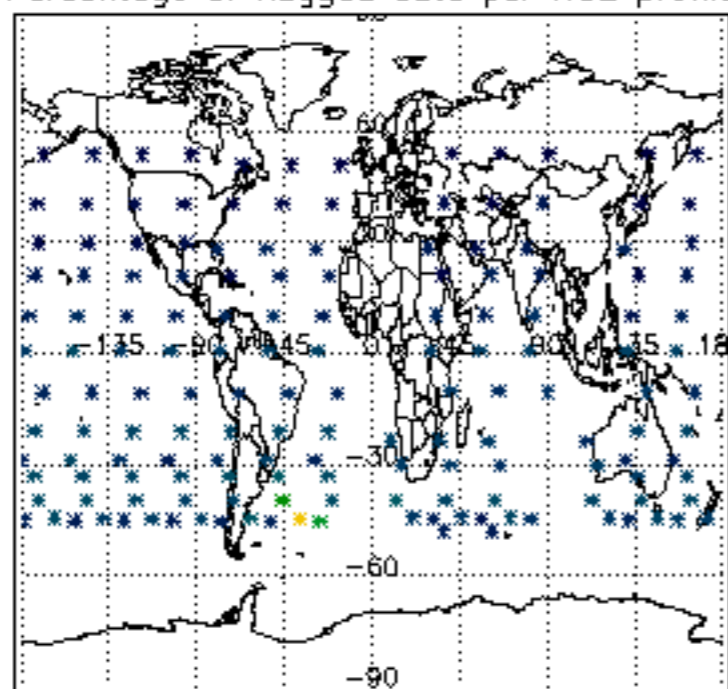
Percentage of flagged data per D3 profile



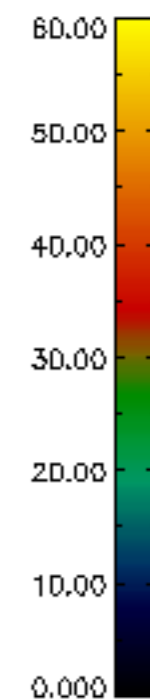
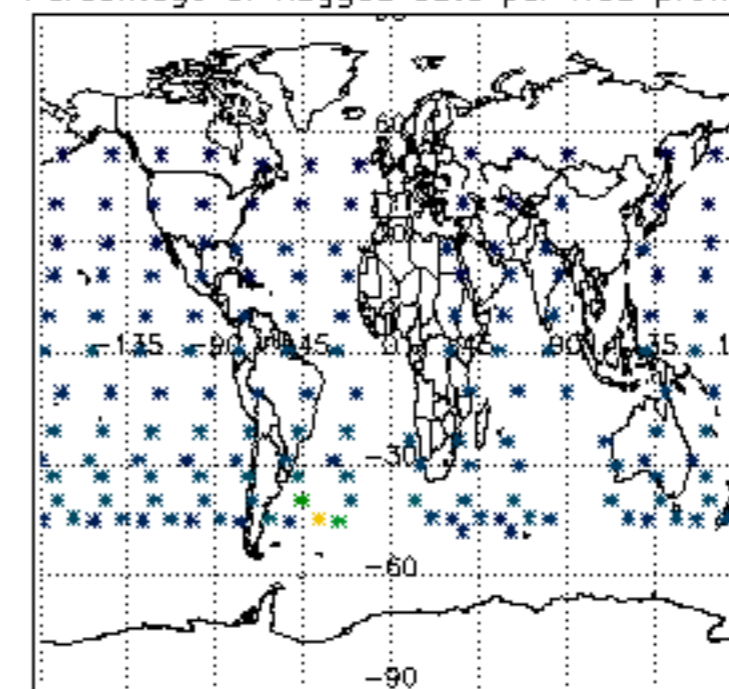
Percentage of flagged data per H2O profile

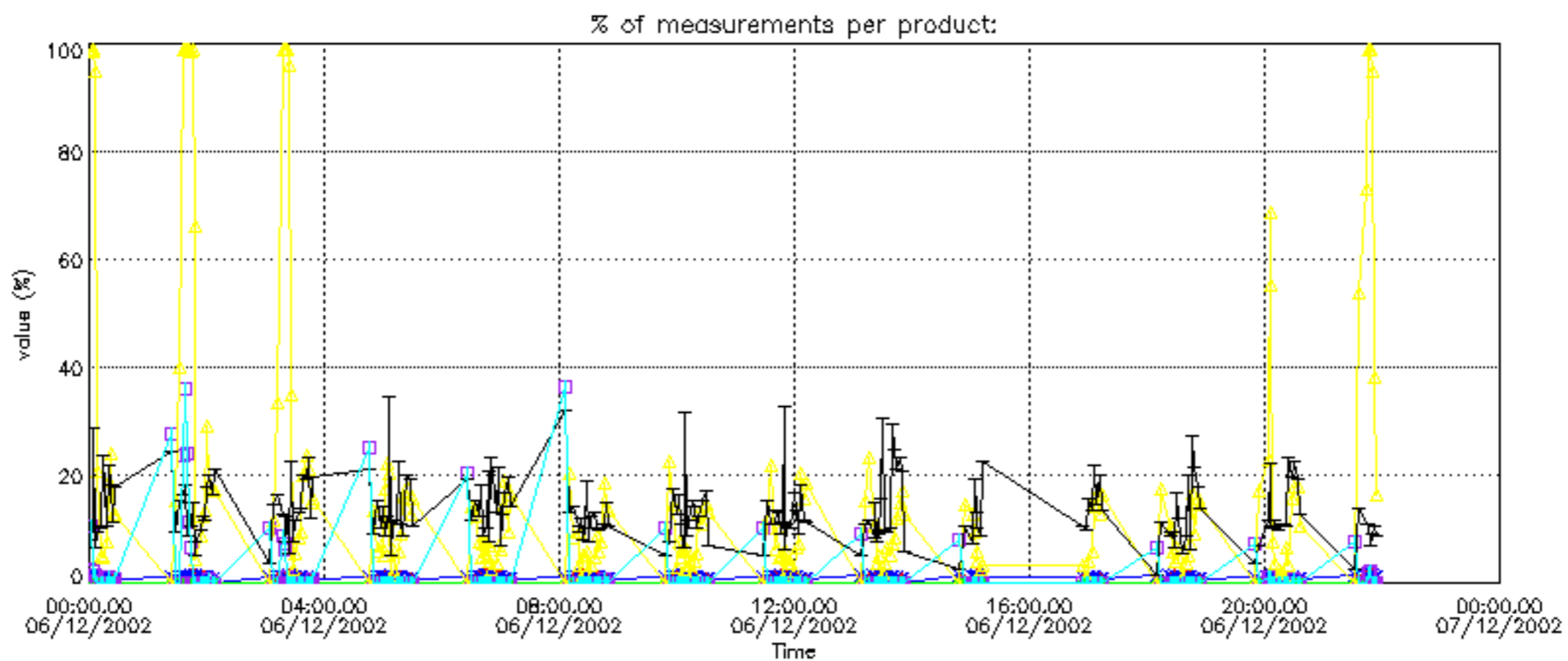


Percentage of flagged data per NO2 profile

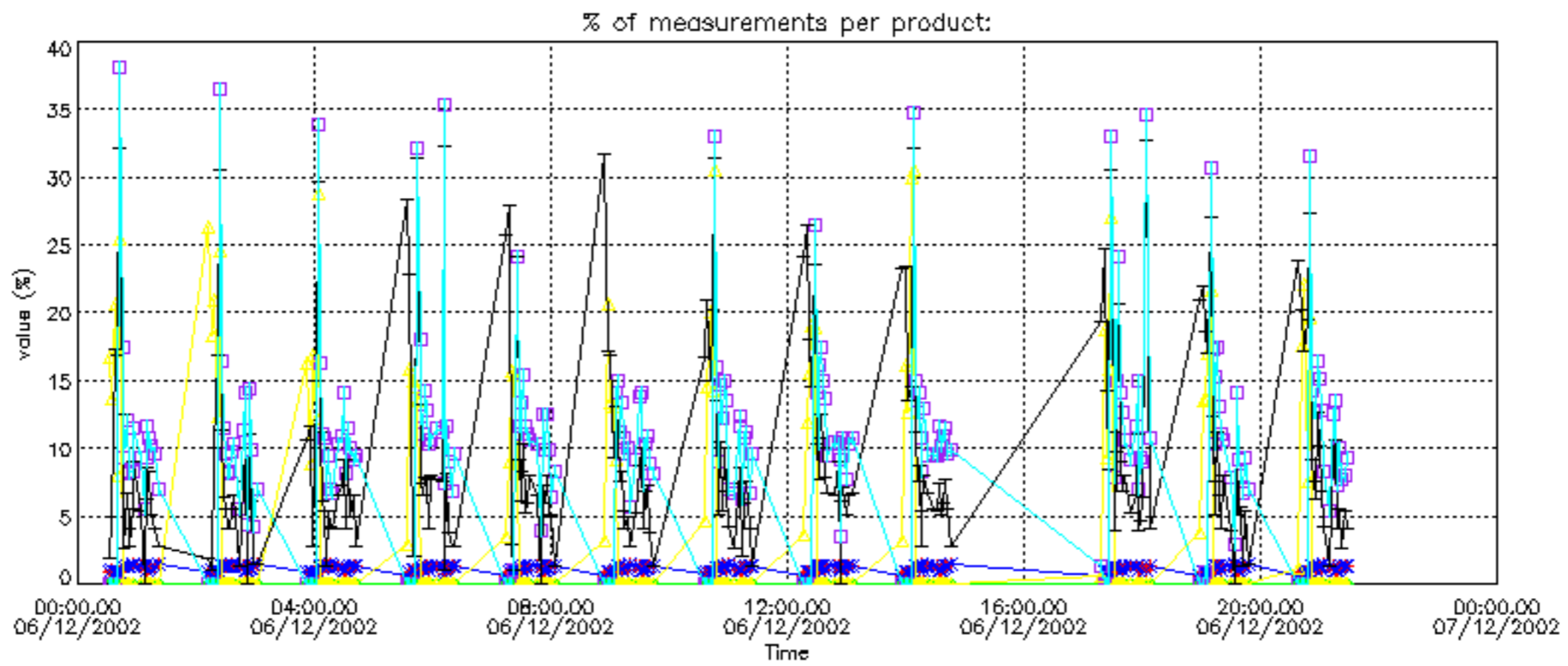


Percentage of flagged data per NO3 profile

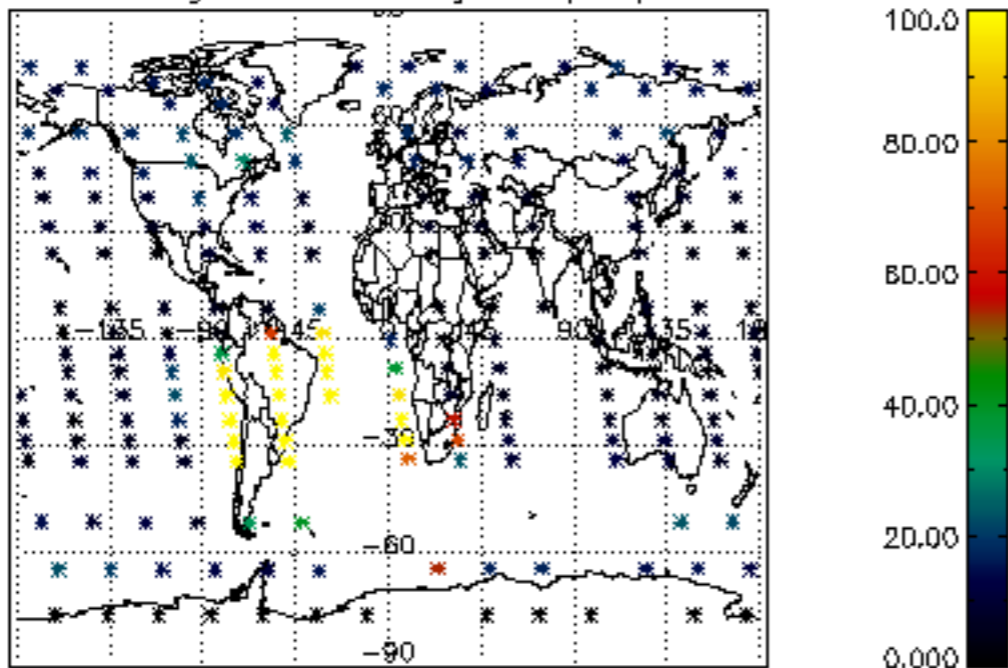




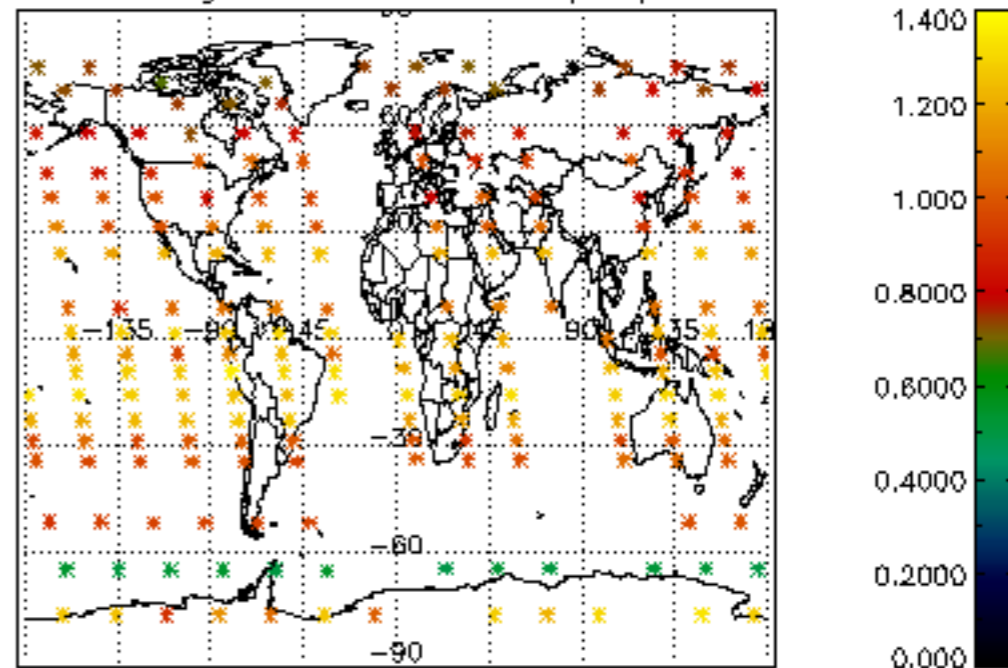




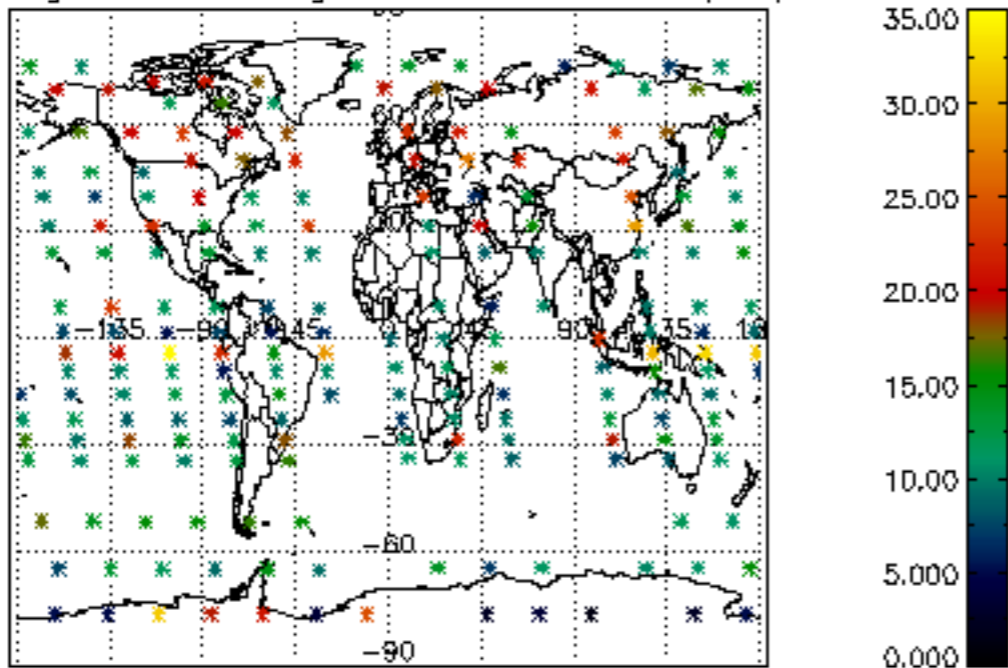
Percentage of cosmic ray hits per profile



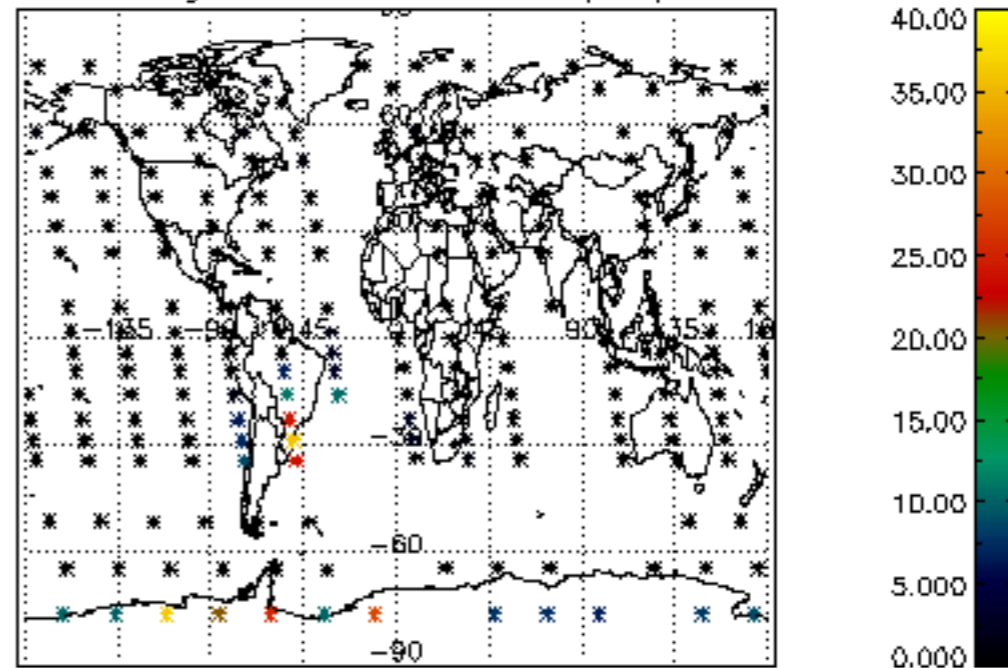
Percentage of datation errors per profile



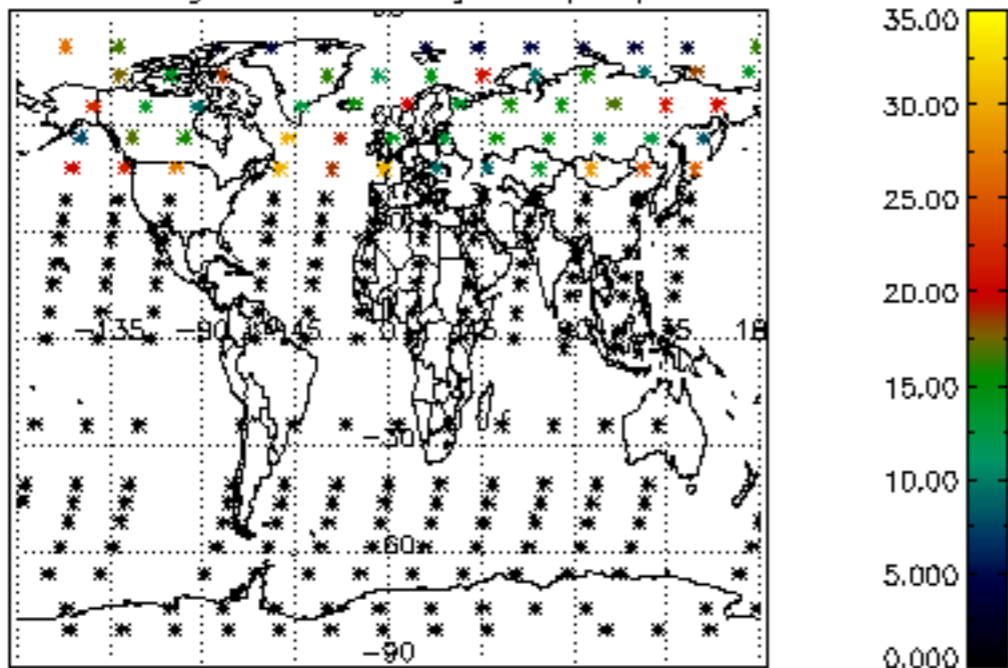
Percentage of star falling outside central band per profile



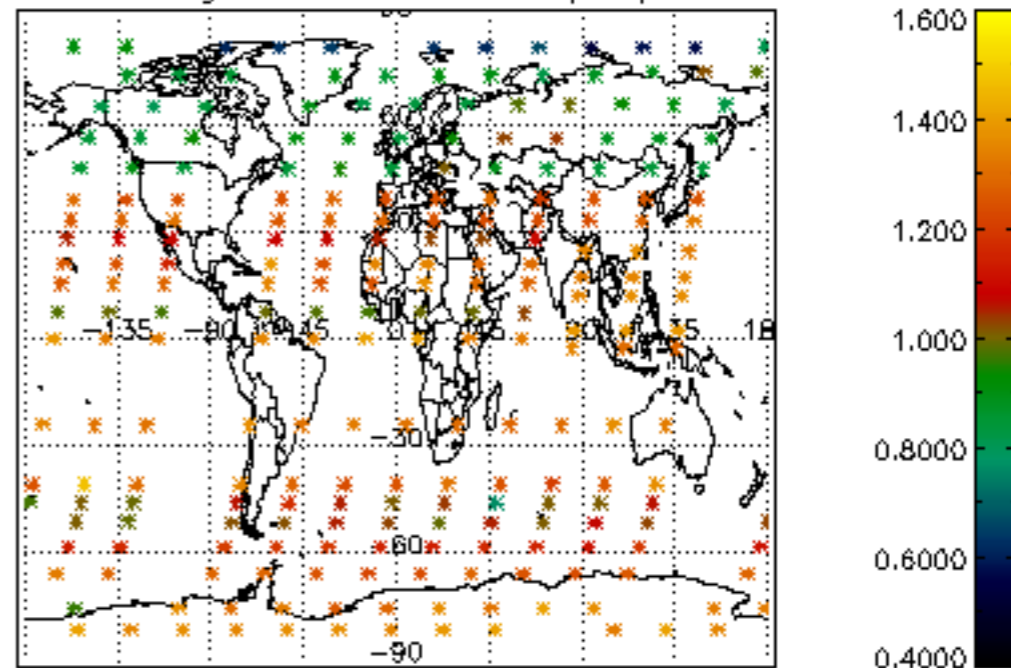
Percentage of saturation errors per profile



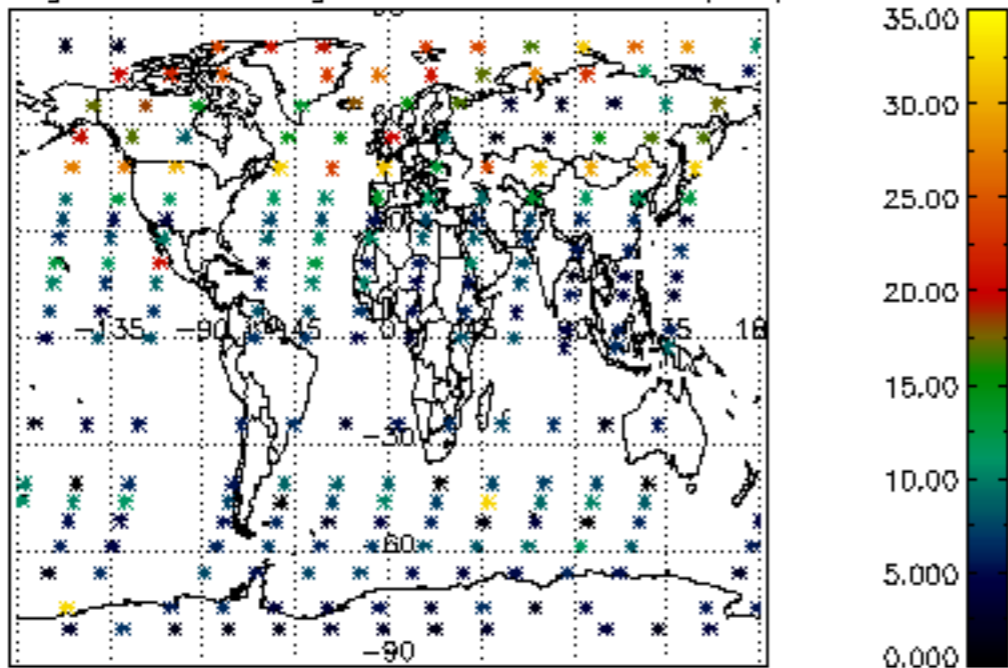
Percentage of cosmic ray hits per profile



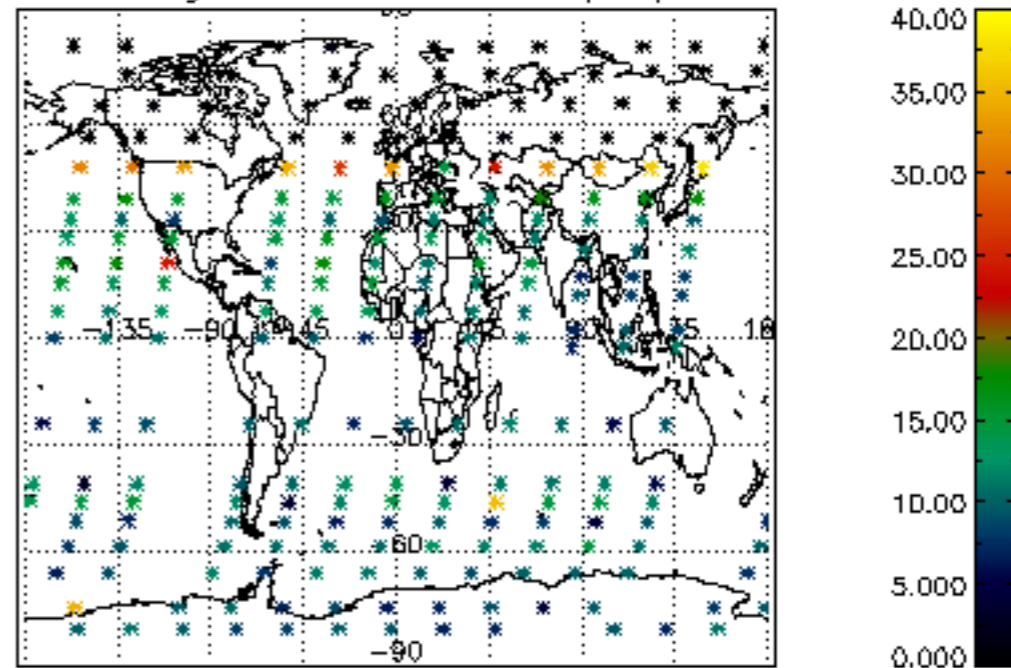
Percentage of datation errors per profile



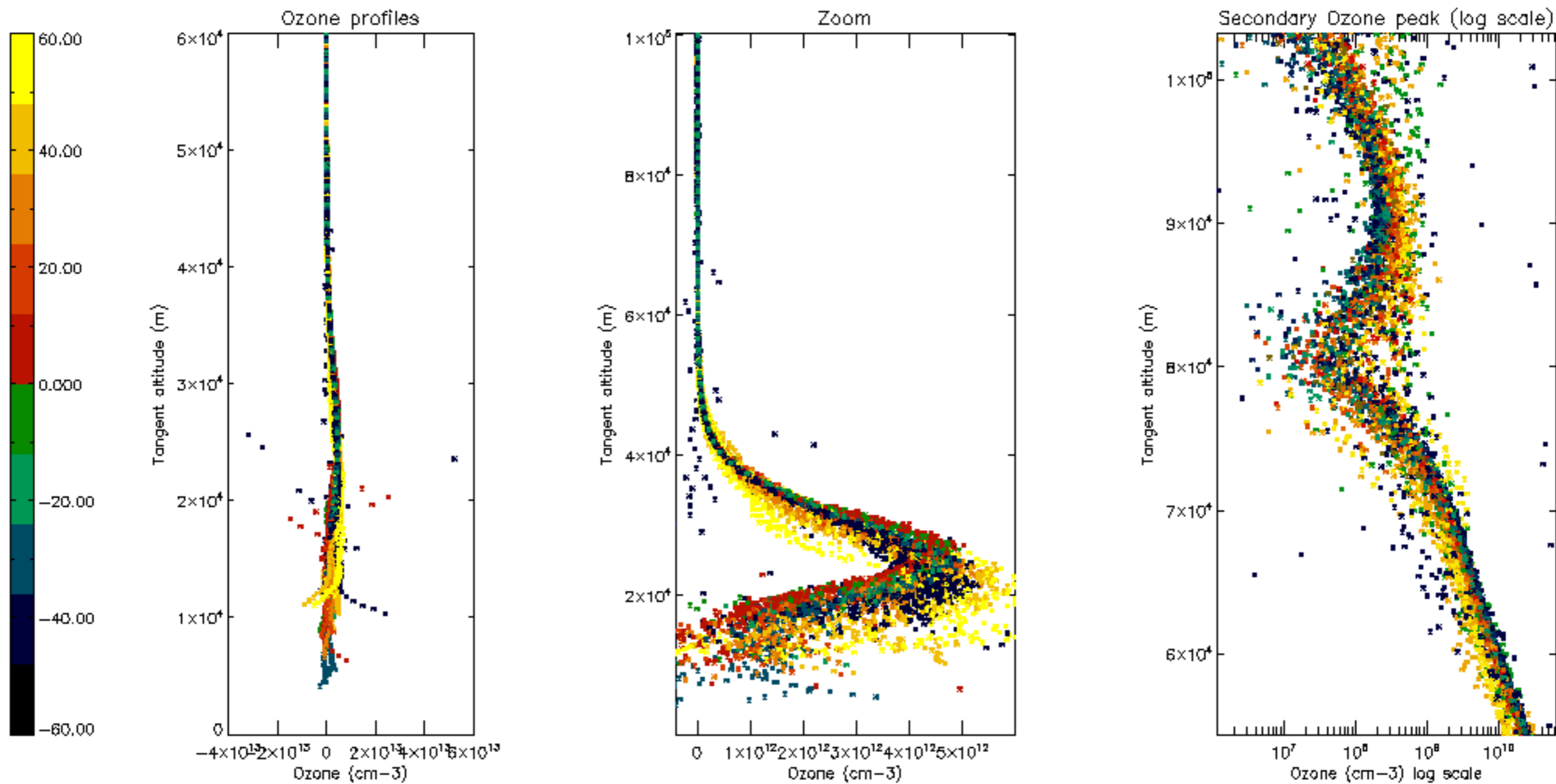
Percentage of star falling outside central band per profile

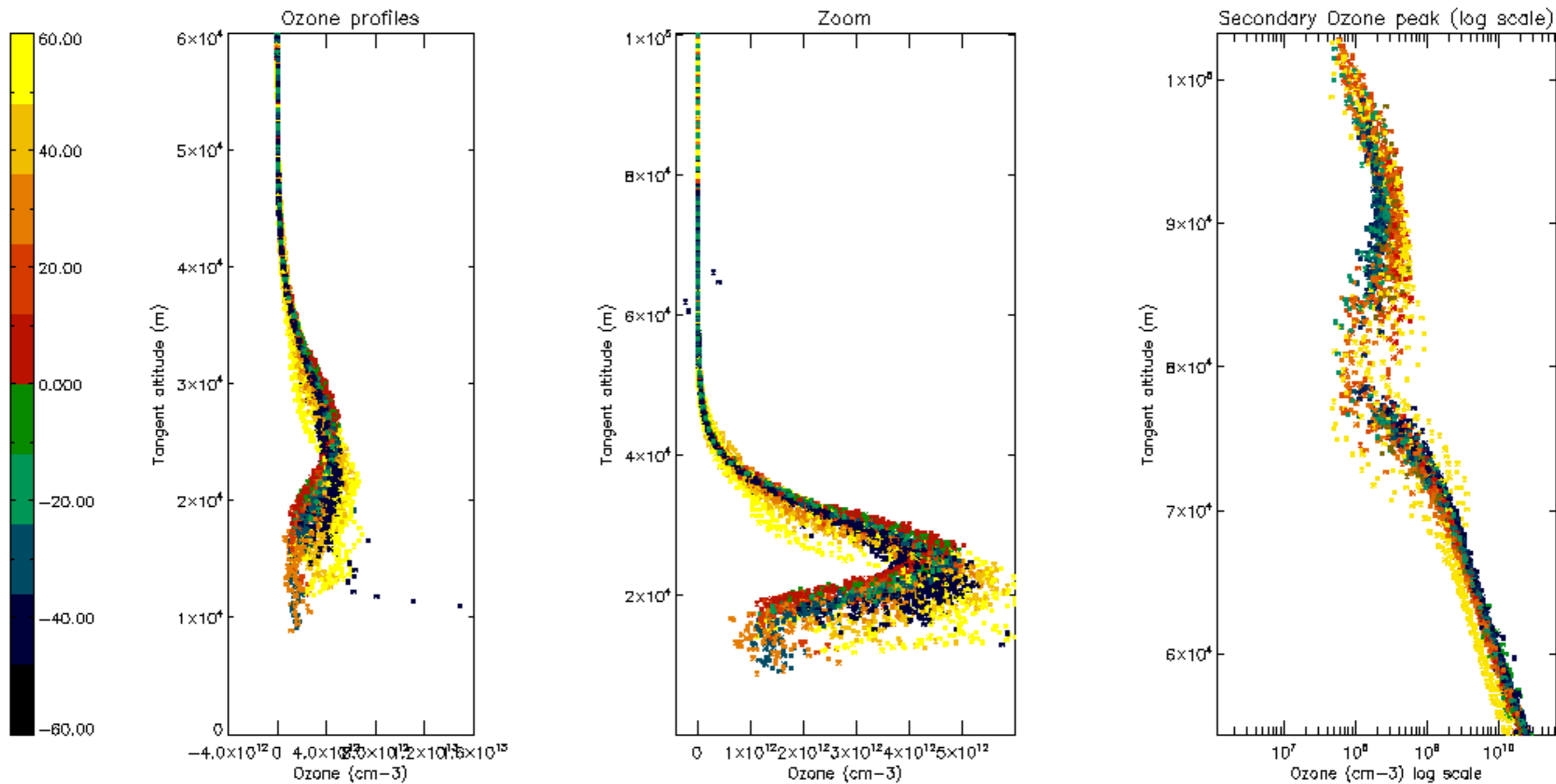


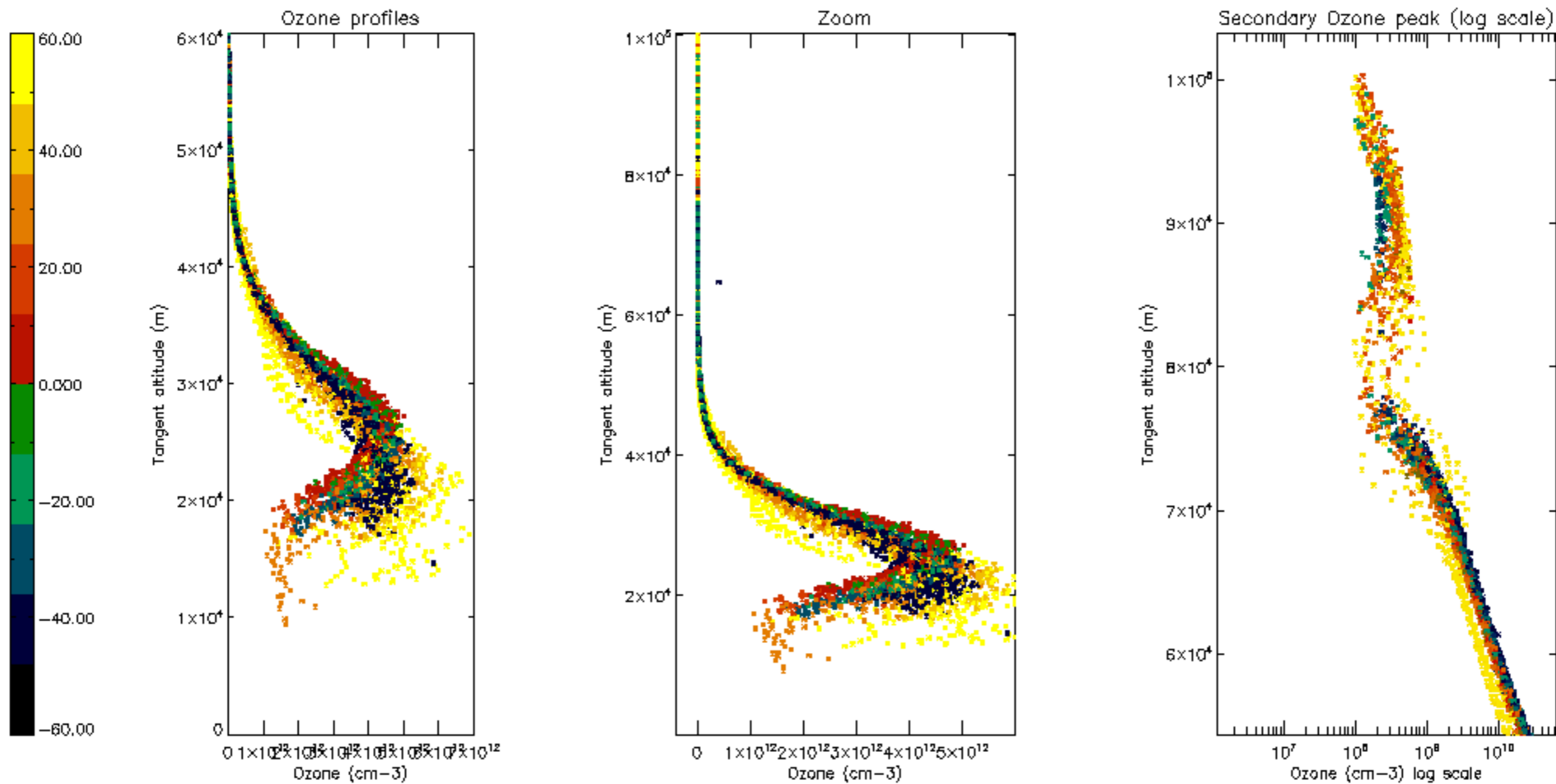
Percentage of saturation errors per profile



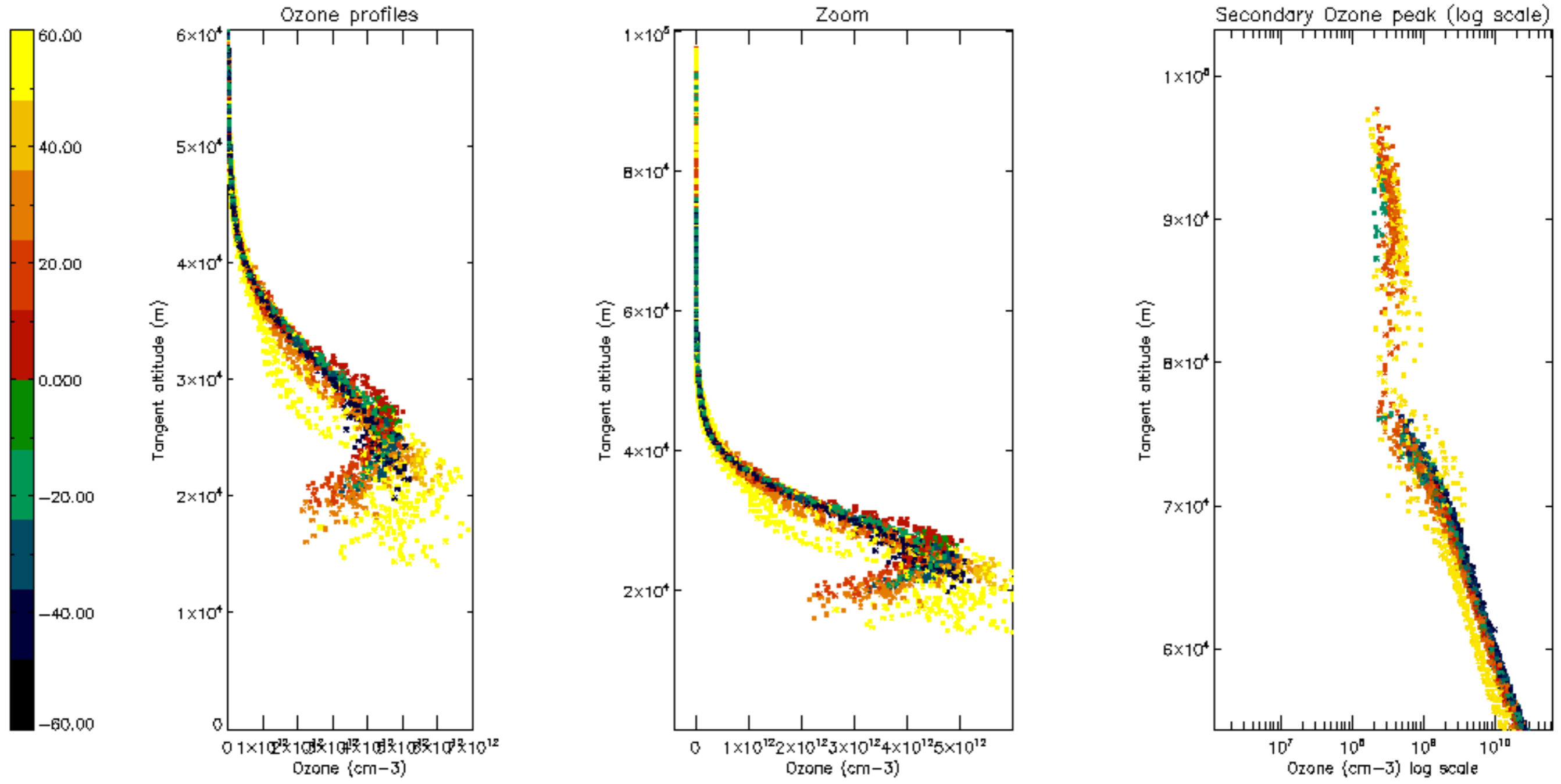


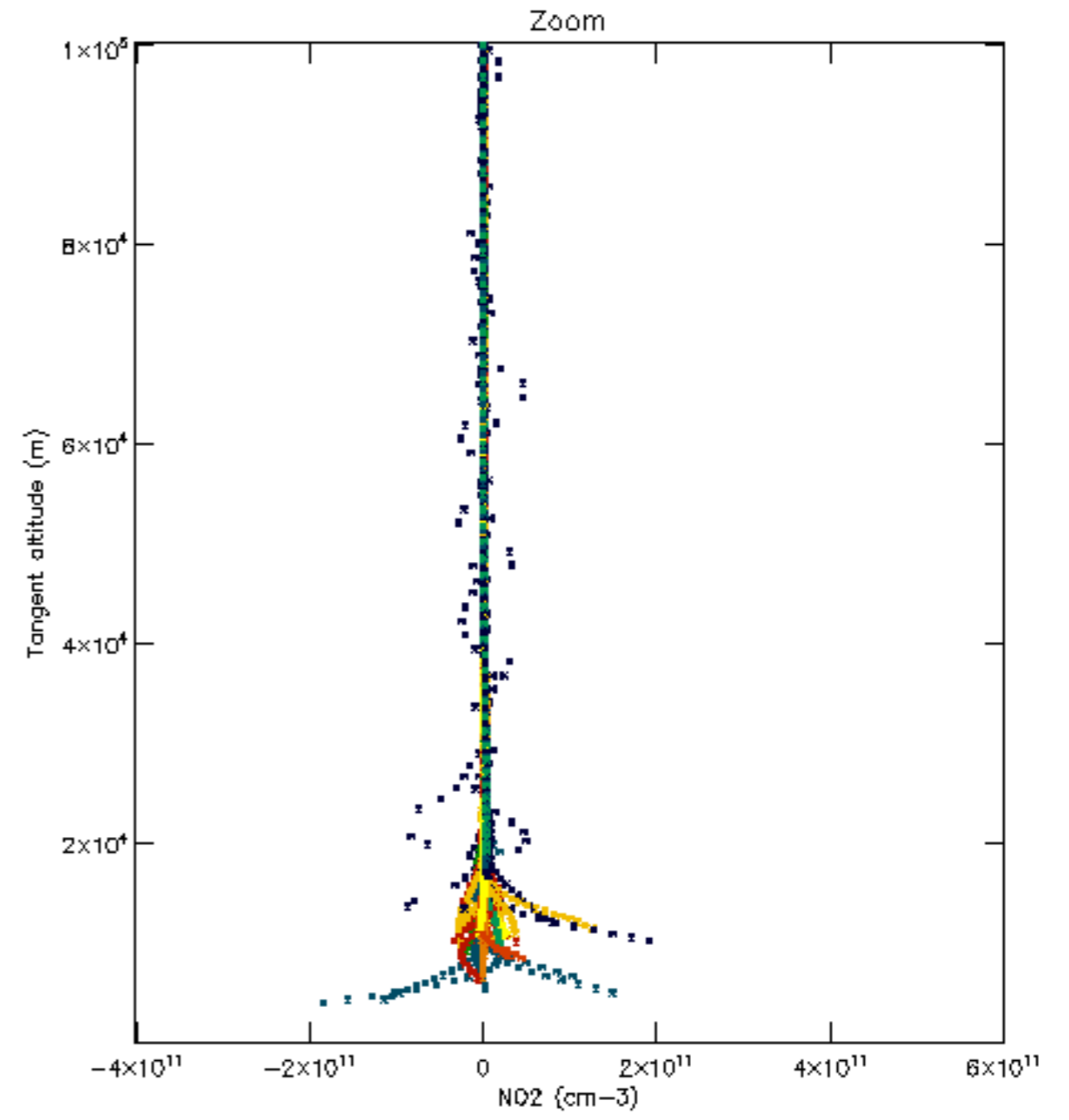
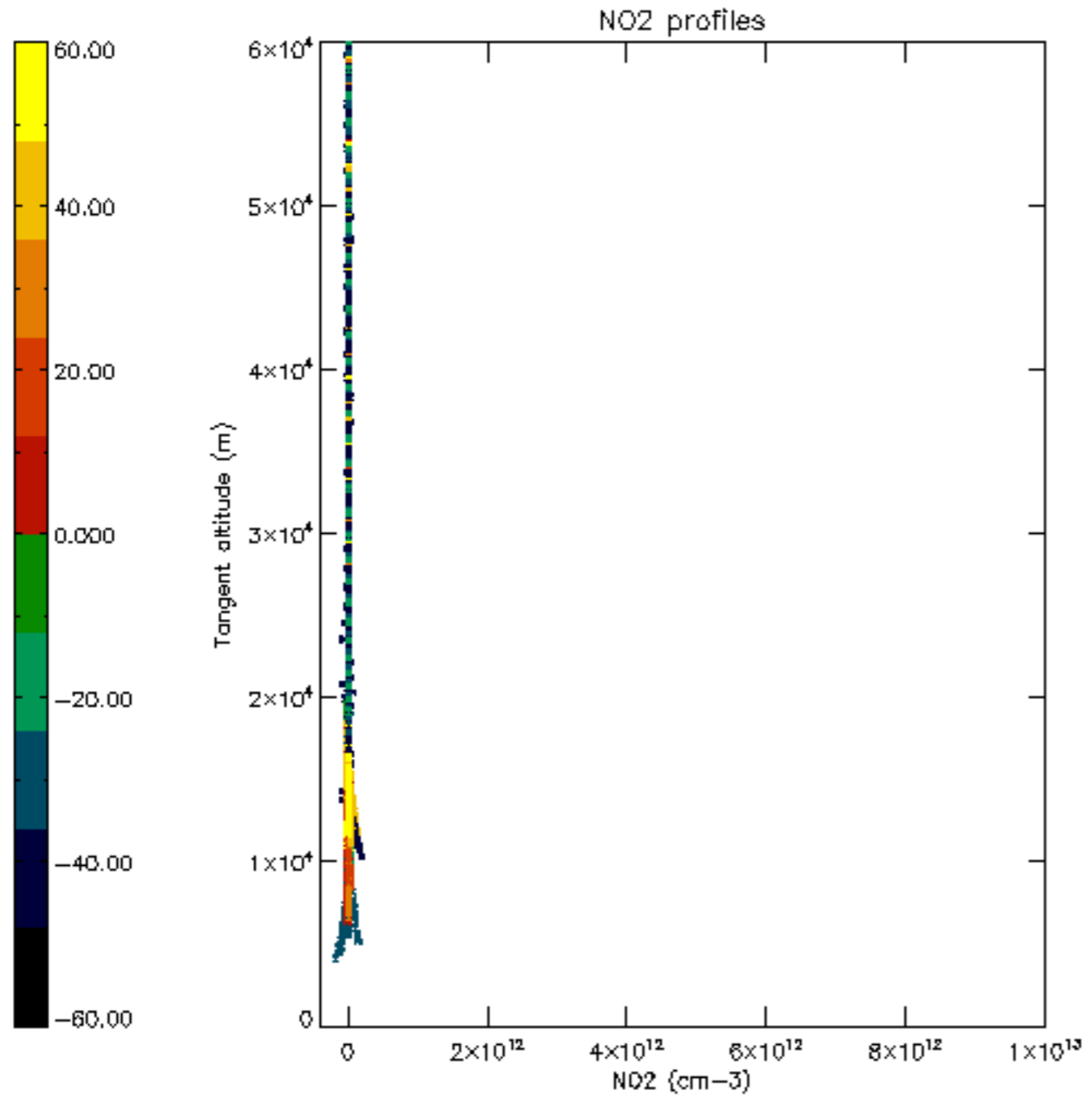


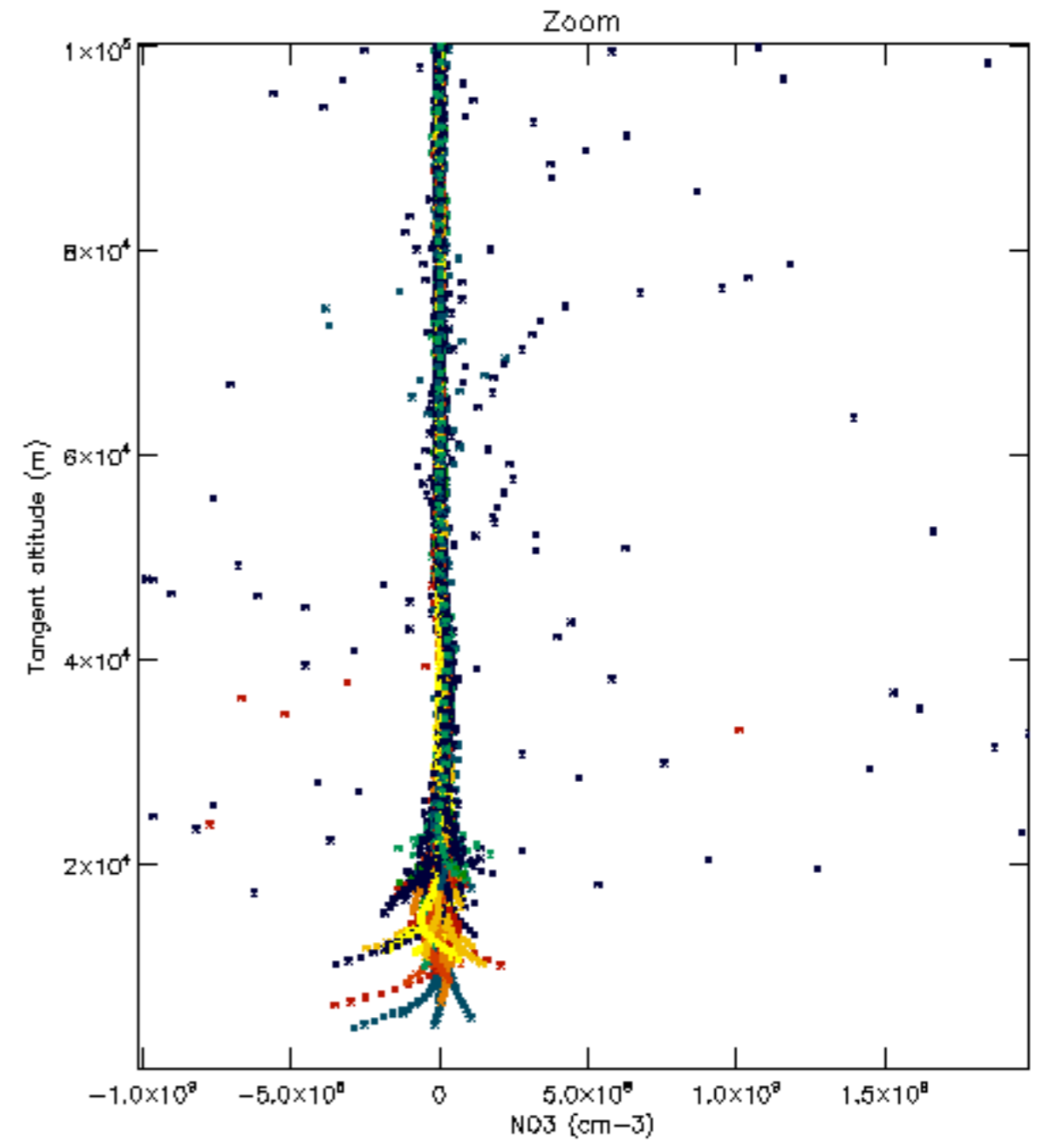
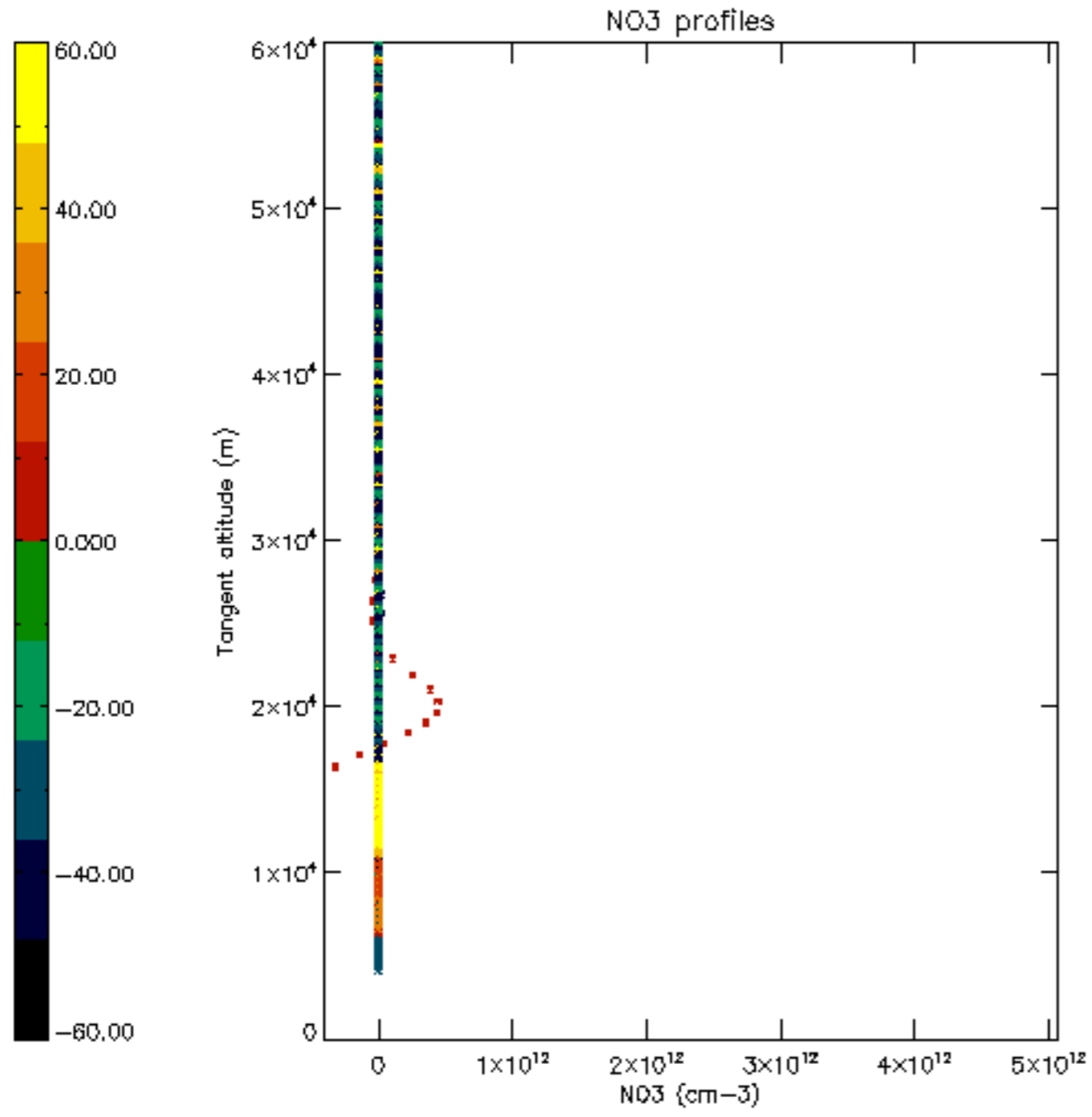




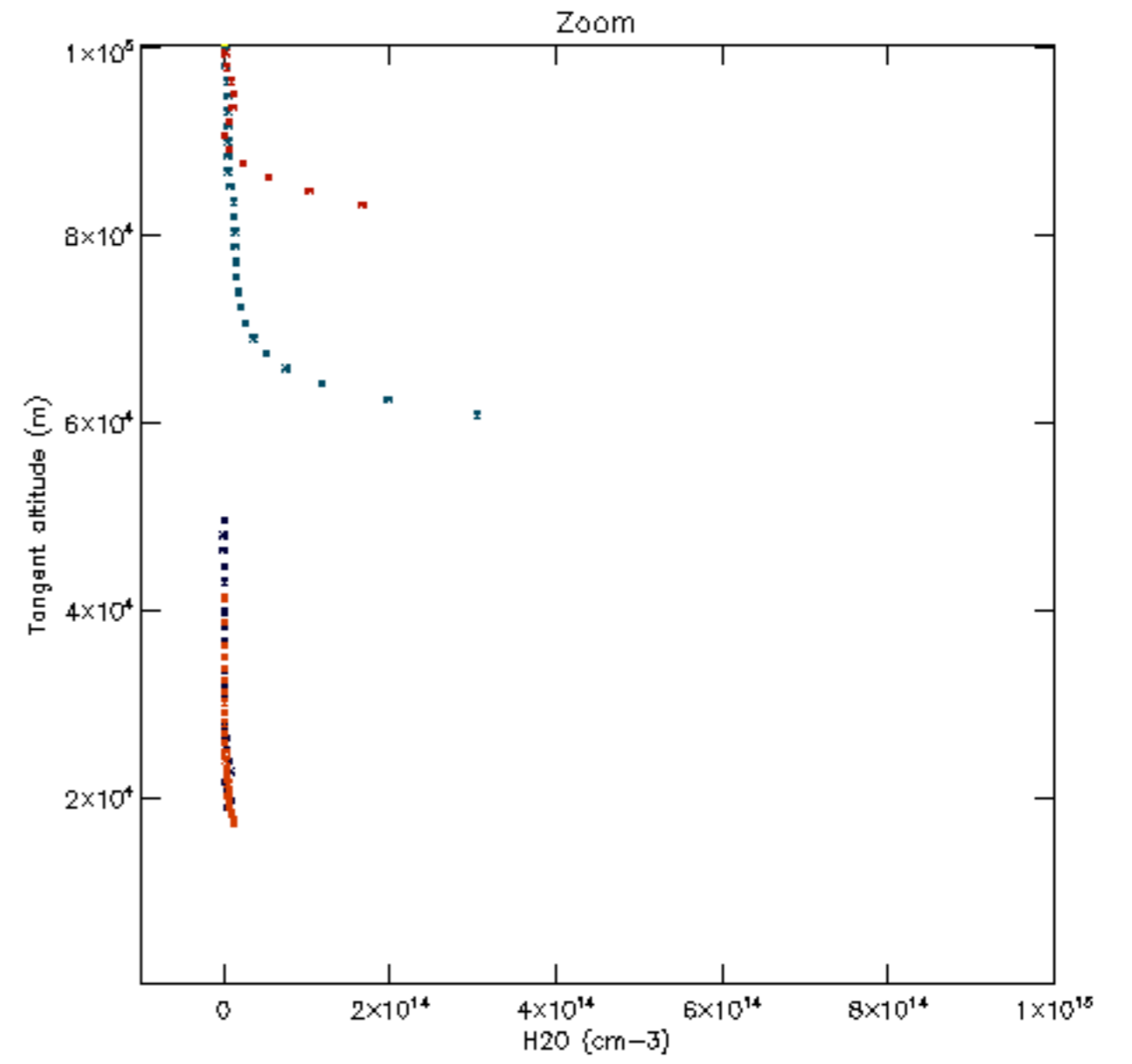
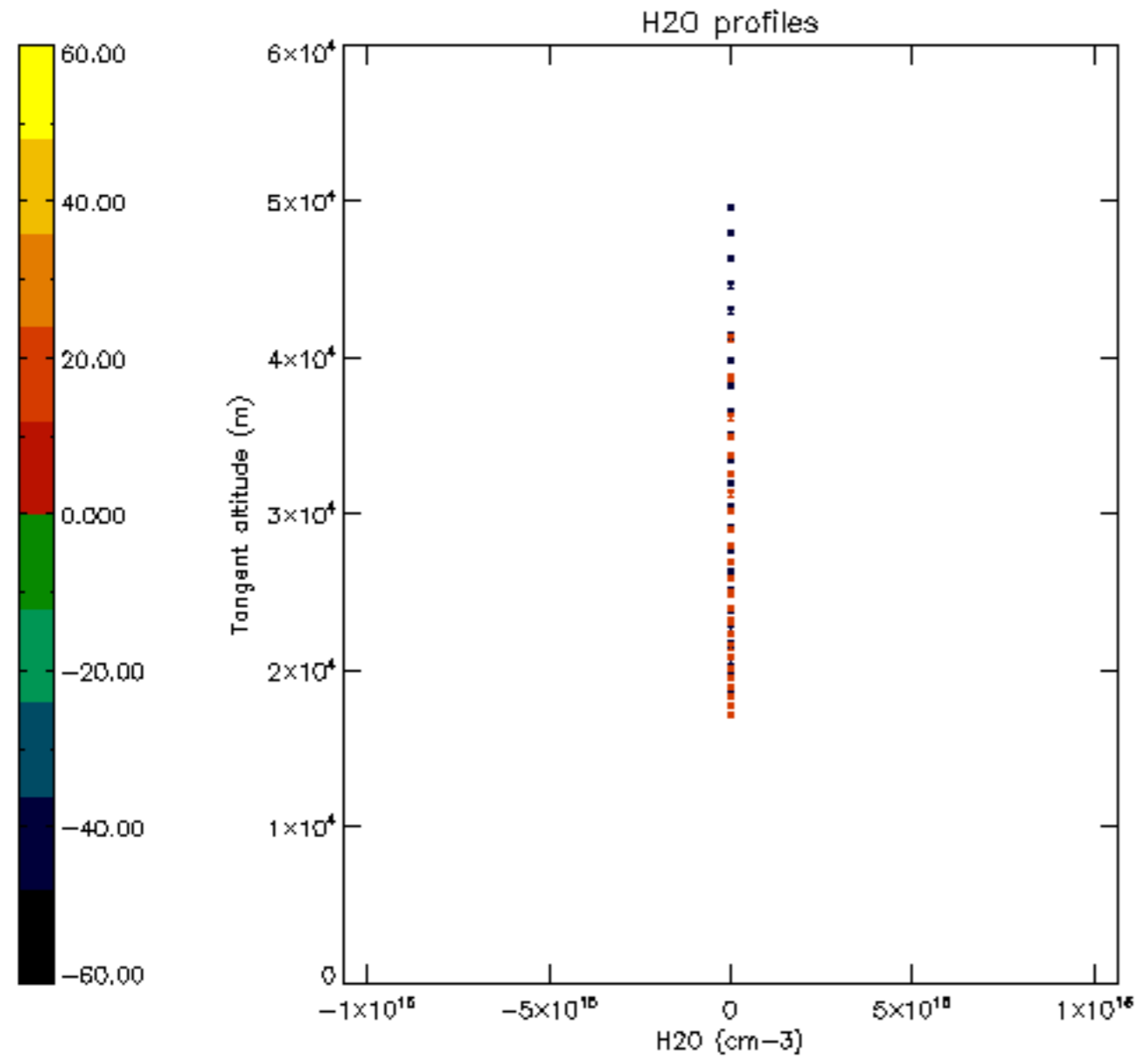


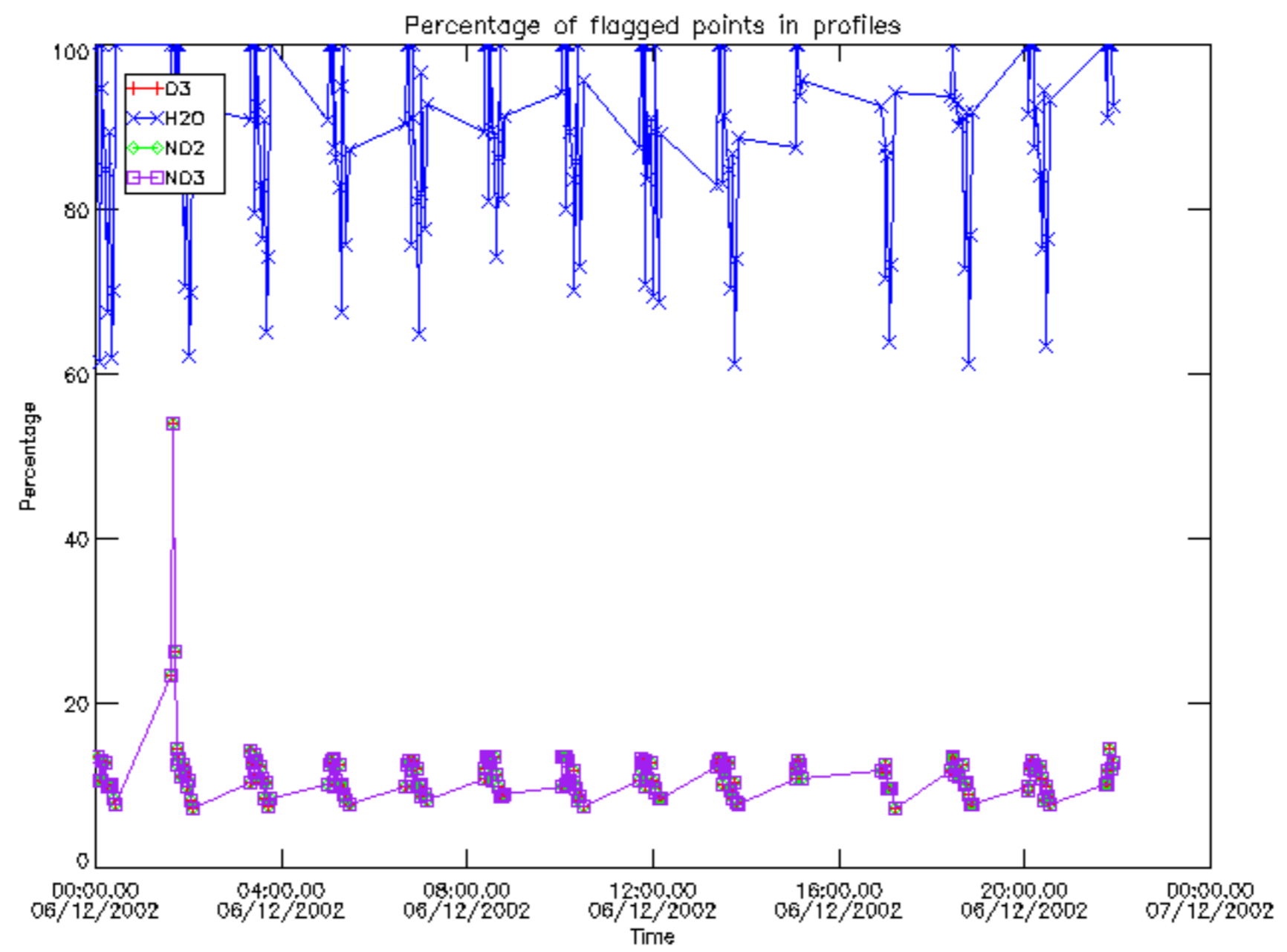




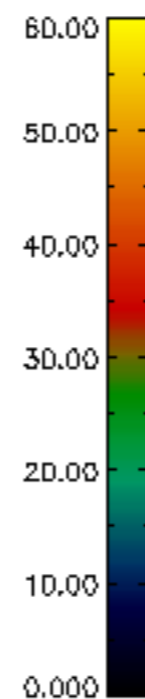
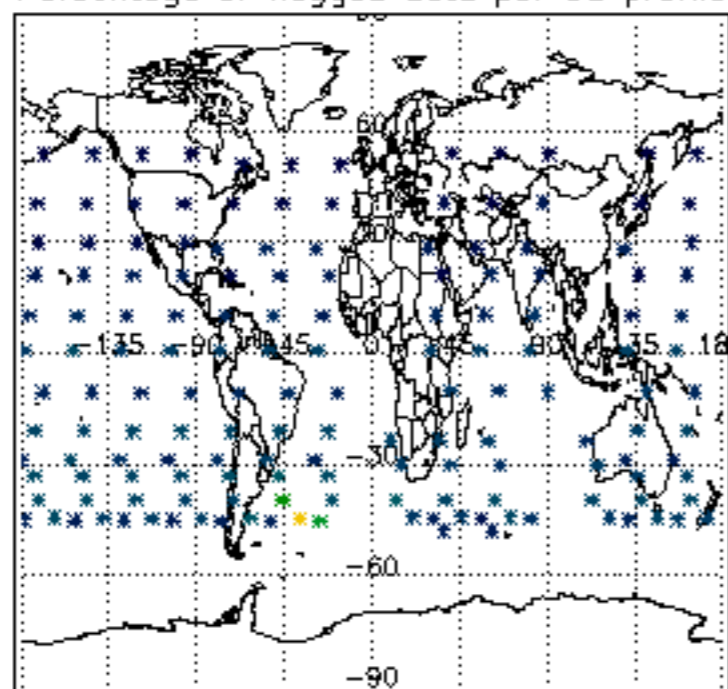




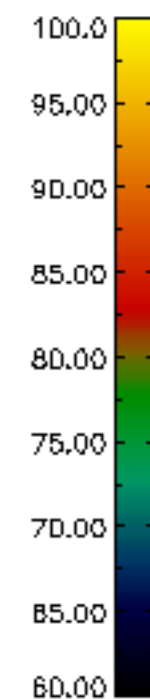
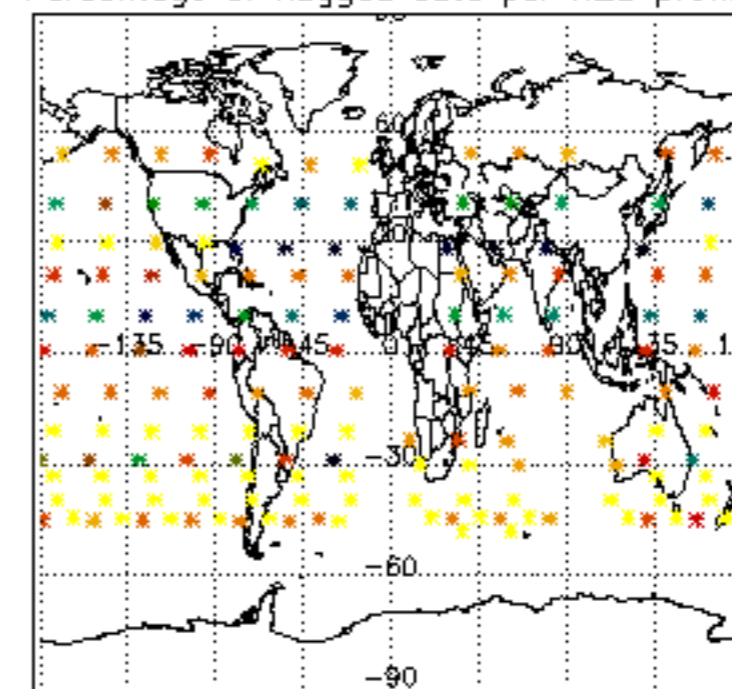




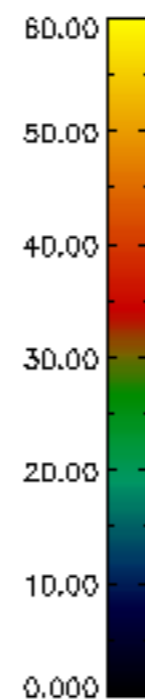
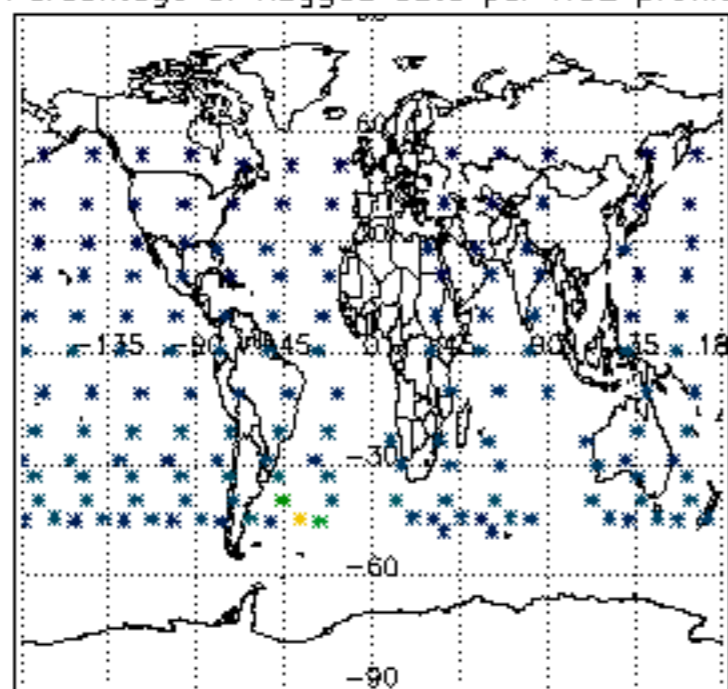
Percentage of flagged data per D3 profile



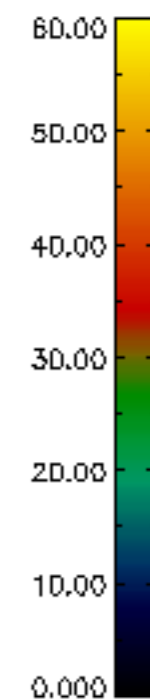
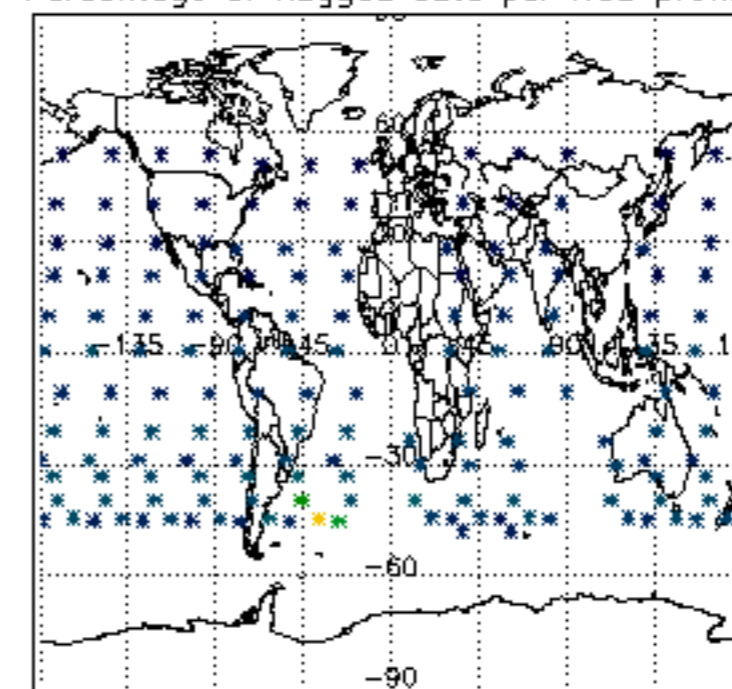
Percentage of flagged data per H2O profile



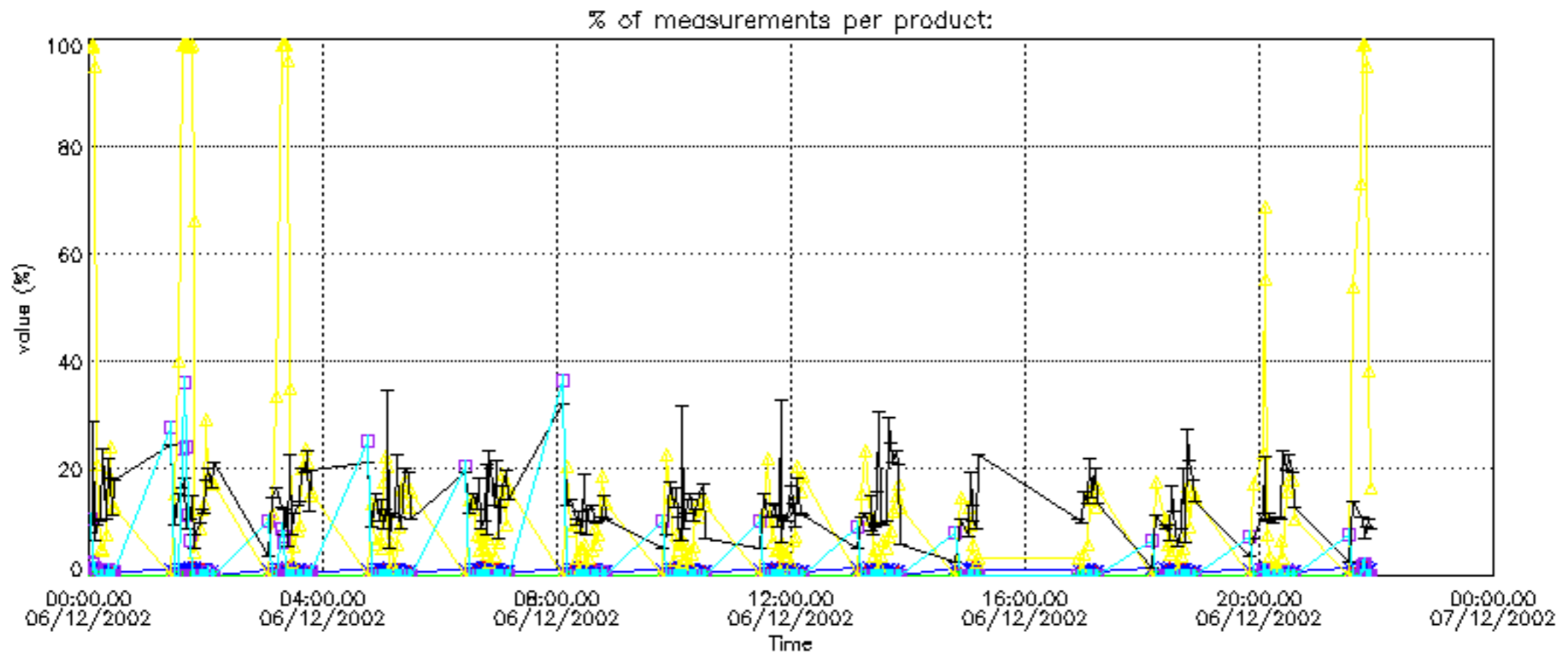
Percentage of flagged data per NO2 profile

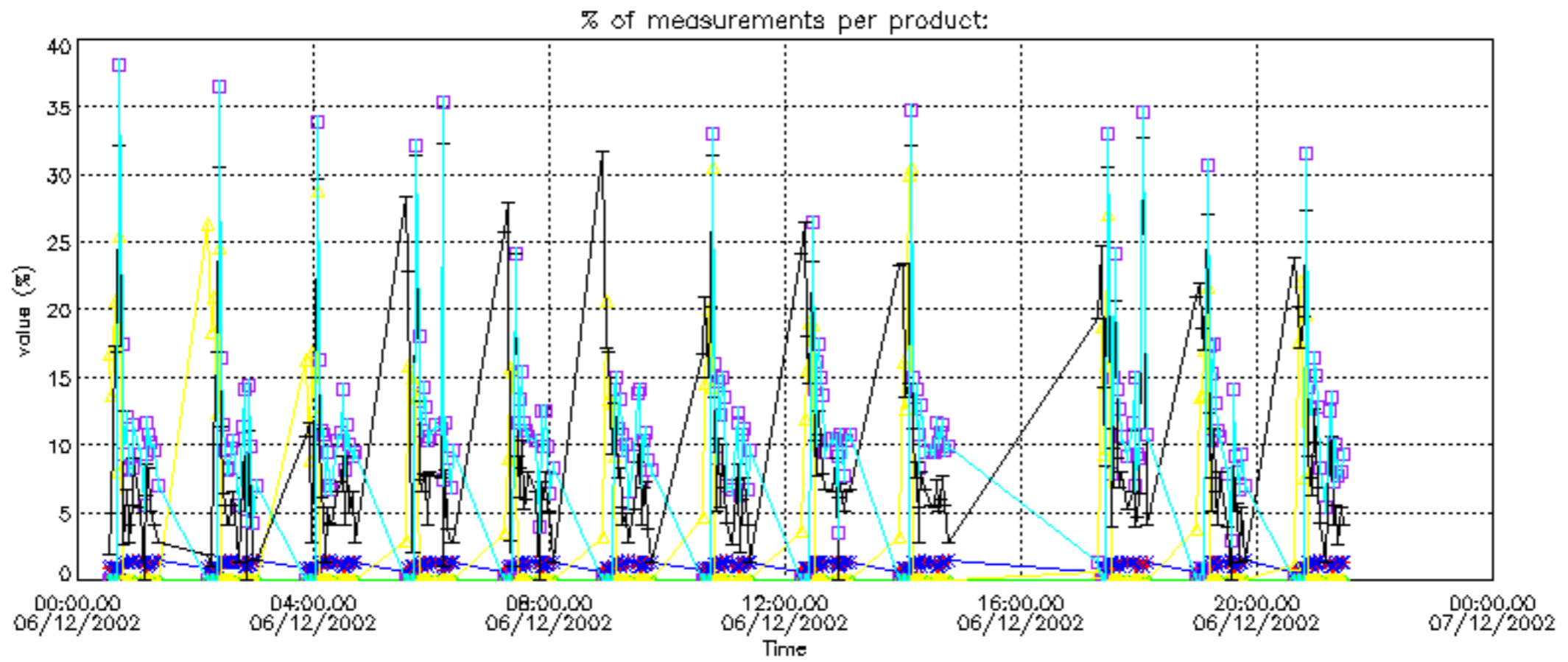


Percentage of flagged data per NO3 profile

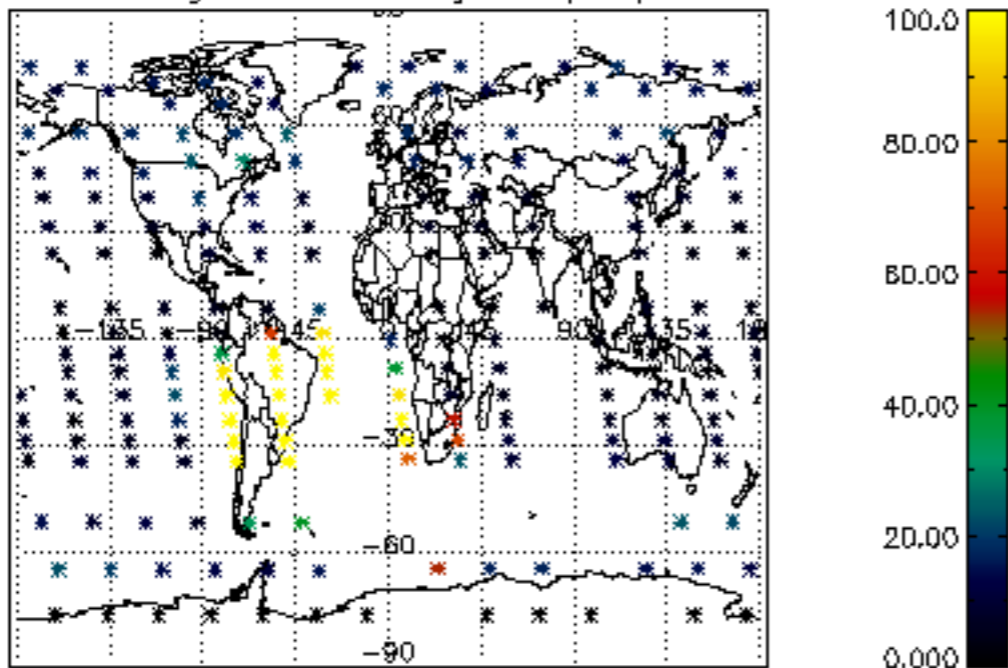




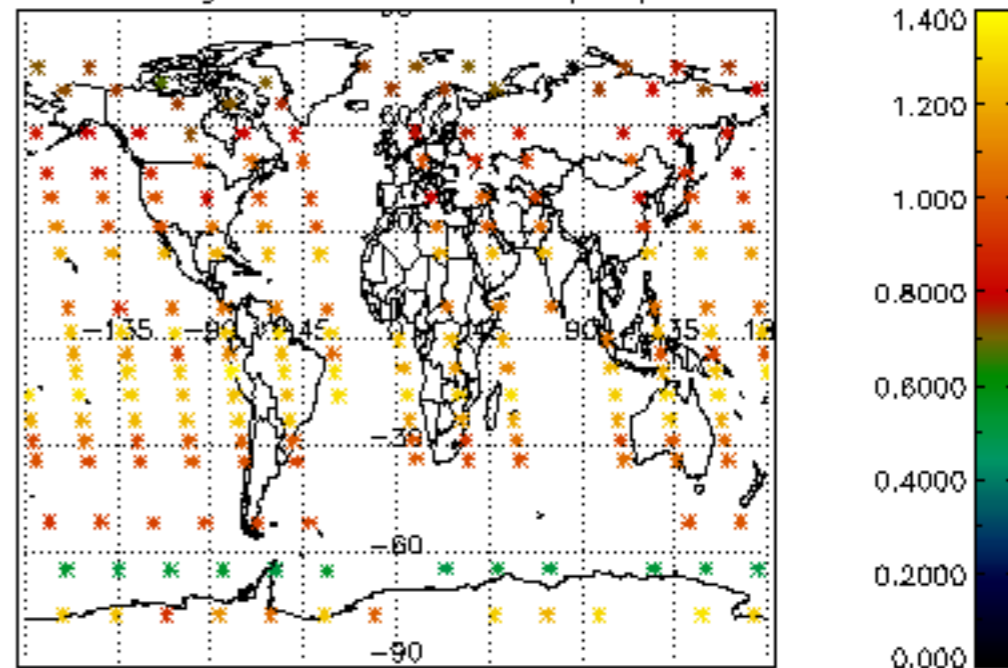




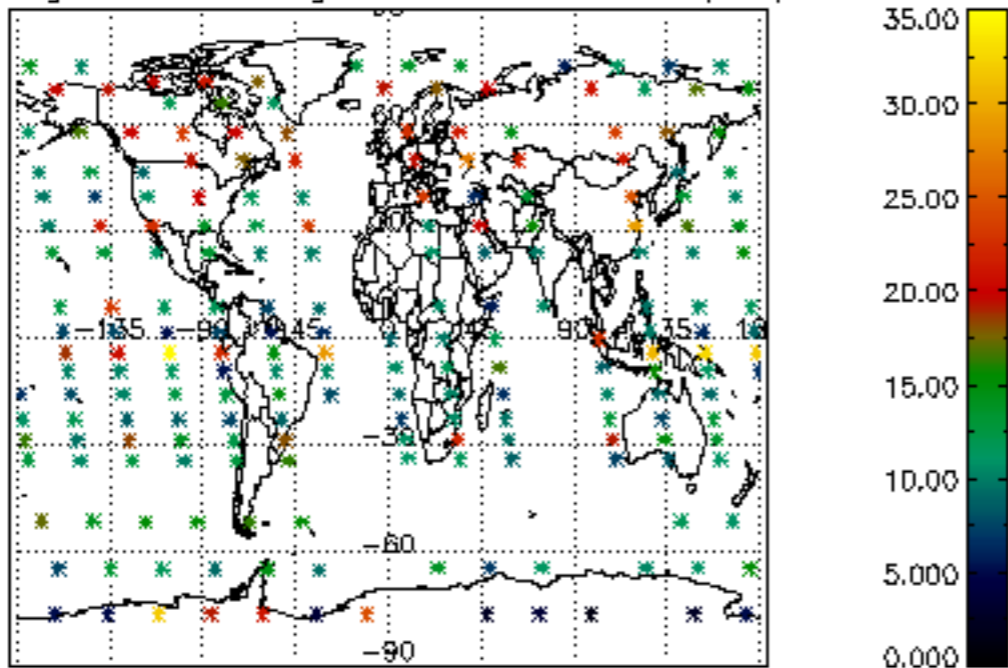
Percentage of cosmic ray hits per profile



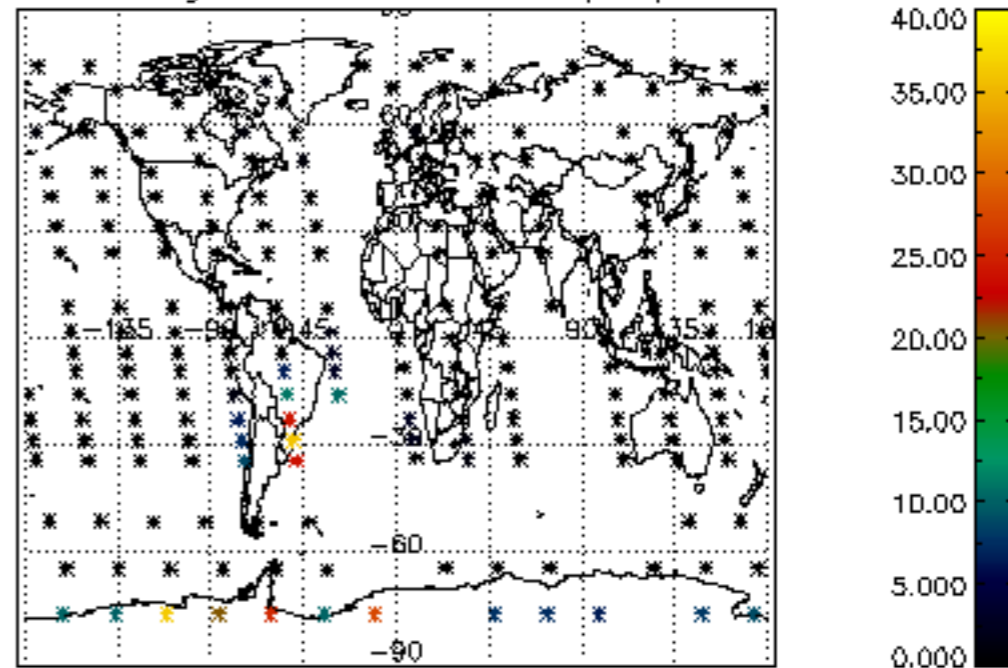
Percentage of datation errors per profile



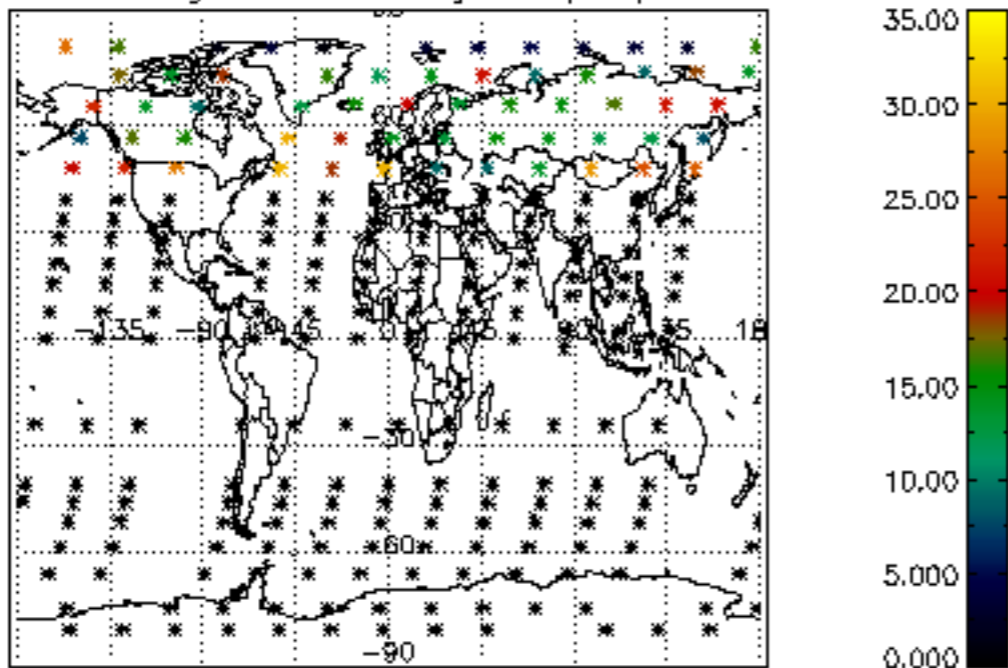
Percentage of star falling outside central band per profile



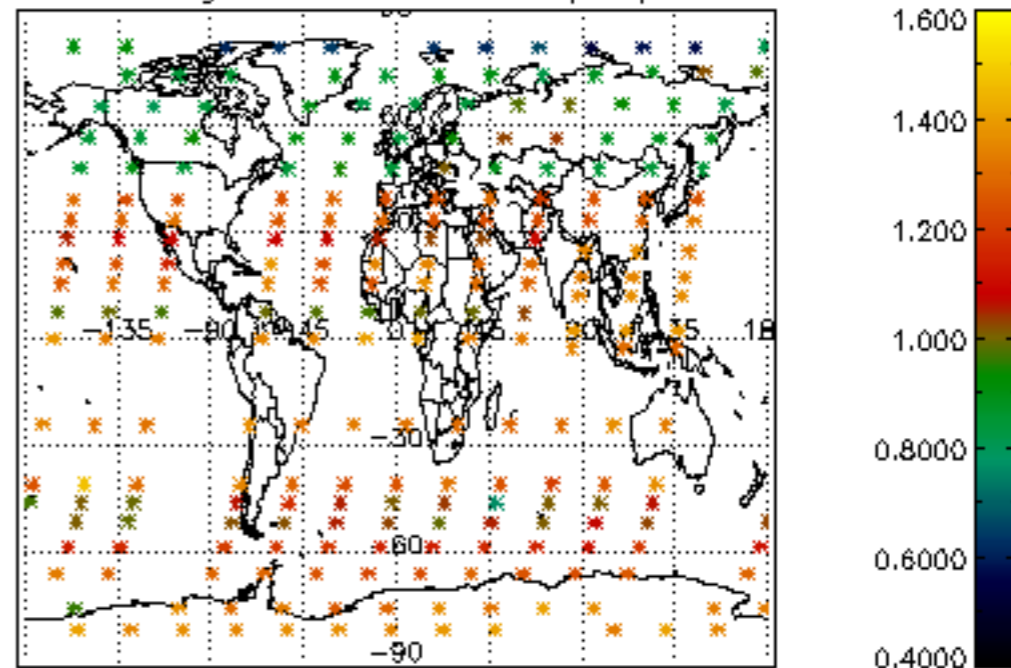
Percentage of saturation errors per profile



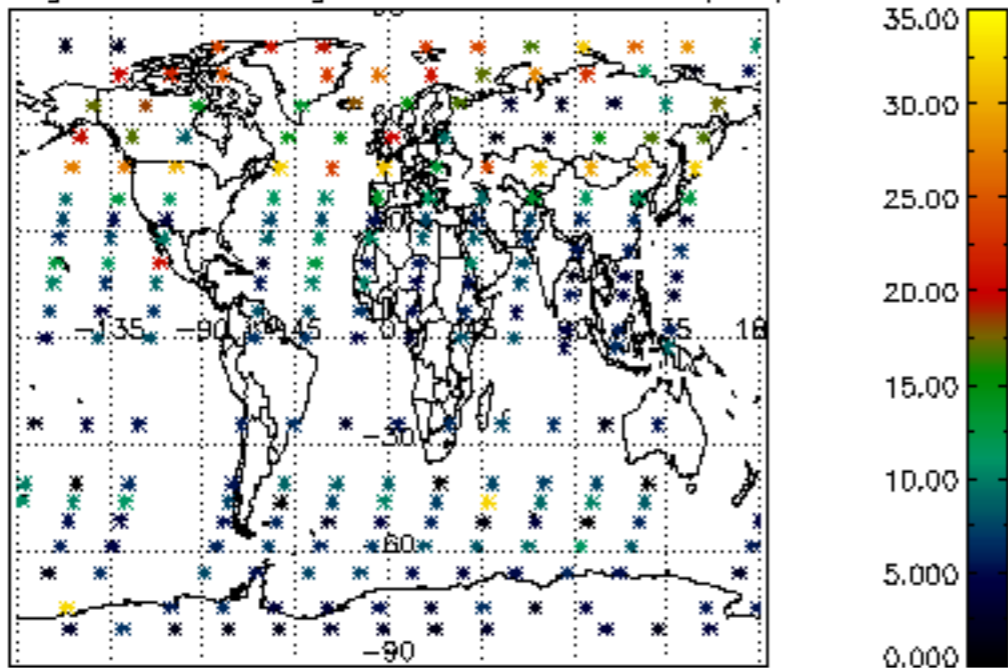
Percentage of cosmic ray hits per profile



Percentage of datation errors per profile



Percentage of star falling outside central band per profile



Percentage of saturation errors per profile

