

GOMOS Level 2 Daily Report

SUMMARY

[1. General Info](#)

[2. Summary of processed GOM_NL_2P products](#)

[3. Level 2 Quality information per product](#)

[3.1 Plot of level 2 quality information per product \(time dependant\)](#)

[3.2 Plot of level 2 quality information per product \(world map\)](#)

[4. Level 1 Quality information per product \(stored on level 2 products\)](#)

[4.1 Plot of level 1 quality information per product \(time dependant\)](#)

[4.1.1 Plot of level 1 quality information per product \(time dependant\): ASCENDING](#)

[4.1.2 Plot of level 1 quality information per product \(time dependant\): DESCENDING](#)

[4.2 Plot of level 1 quality information per product \(world map\)](#)

[4.2.1 Plot of level 1 quality information per product \(world map\): ASCENDING](#)

[4.2.2 Plot of level 1 quality information per product \(world map\): DESCENDING](#)

[5. Ozone profiles based on quality statistics and other trace gas profiles](#)

[5.1 Ozone statistics based on quality of products](#)

[5.2 Plot ozone profiles for all STD \(dark without errors\)](#)

[5.3 Plot ozone profiles where STD < 20% \(dark without errors\)](#)

[5.4. Plot ozone profiles where STD < 10% \(dark without errors\)](#)

[5.5. Plot ozone profiles where STD < 5% \(dark without errors\)](#)

[5.6 Plot NO2 profiles for all STD \(dark without errors\)](#)

[5.7 Plot NO3 profiles for all STD \(dark without errors\)](#)

[5.8 Plot H2O profiles \(only for occultations of stars 1,2,3,4,13,14,16,26,63 dark without errors\) for all STD](#)

[6. Auxiliary Data Files used for the production reported in section 2](#)

This report presents the daily analysis on parameters extracted from GOMOS level 2 data (GOM_NL__2P). It is intended to monitor some important parameters that will impact the quality of these products. A list of level 2 products (and content) that have arrived during the reporting day to the PCF is also given.

Item	Value
Time of report generation	17APR2013 20:56:47
Data source version	GOMOS/6.01
Start time of products	05-12-2002 (05DEC2002 00:00:00)
Stop time of products	06-12-2002 (06DEC2002 00:00:00)
Store outputs in DB	Yes
Nb of level 2 prods	525
Nb of prods with errors	0

2. Summary of processed GOM_NL__2P products.

Nr	Filename	UTC Start time	Limb	Duration	Star Id	Star Name	Star Mag	Star Temp	Nb Meas	Orbit	Prod. error
1	GOM_NL__2PRFIN20021205_000020_000000492011_00431_03992_2100.N1	05-DEC-2002 00:00:20	Bright	49.000	36	50Alp UMa	1.8000	6300.0	98	3992	No
2	GOM_NL__2PRFIN20021205_000155_000000492011_00431_03992_2101.N1	05-DEC-2002 00:01:55	Bright	49.000	82	48Bet UMa	2.3650	10600.	98	3992	No
3	GOM_NL__2PRFIN20021205_000348_000000432011_00431_03992_2102.N1	05-DEC-2002 00:03:48	Bright	42.500	32	77Eps UMa	1.7630	11000.	85	3992	No
4	GOM_NL__2PRFIN20021205_000559_000000412011_00431_03992_2103.N1	05-DEC-2002 00:05:59	Bright	40.500	39	85Eta UMa	1.8540	24000.	81	3992	No
5	GOM_NL__2PRFIN20021205_000900_000000362011_00431_03992_2104.N1	05-DEC-2002 00:09:00	Bright	36.000	180	27Gam Boo	3.0400	8000.0	72	3992	No
6	GOM_NL__2PRFIN20021205_001203_000000372011_00431_03992_2105.N1	05-DEC-2002 00:12:03	Bright	37.000	83		2.3780	11000.	74	3992	No
7	GOM_NL__2PRFIN20021205_001435_000000382011_00431_03992_2106.N1	05-DEC-2002 00:14:35	Bright	38.000	3	16Alp Boo	-0.050000	4250.0	76	3992	No
8	GOM_NL__2PRFIN20021205_001853_000000852011_00431_03992_2107.N1	05-DEC-2002 00:18:53	Bright	85.000	96	68Del Leo	2.5600	9300.0	170	3992	No
9	GOM_NL__2PRFIN20021205_002254_000000482011_00431_03992_2108.N1	05-DEC-2002 00:22:54	Bright	47.500	121	29Gam Vir	2.7400	7200.0	95	3992	No
10	GOM_NL__2PRFIN20021205_002743_000000492011_00431_03992_2109.N1	05-DEC-2002 00:27:43	Tw_i_and_stray	48.500	163	7Del Crv	2.9450	11000.	97	3992	No
11	GOM_NL__2PRFIN20021205_002919_000000502011_00431_03992_2110.N1	05-DEC-2002 00:29:19	Dark	50.000	106	9Bet Crv	2.6480	5600.0	100	3992	No
12	GOM_NL__2PRFIN20021205_003104_000000422011_00431_03992_2111.N1	05-DEC-2002 00:31:04	Dark	41.500	123	1ot Cen	2.7500	10200.	83	3992	No
13	GOM_NL__2PRFIN20021205_003508_000000402011_00431_03992_2112.N1	05-DEC-2002 00:35:08	Dark	39.500	64	Gam Cen	2.2000	10600.	79	3992	No
14	GOM_NL__2PRFIN20021205_003629_000000422011_00431_03992_2113.N1	05-DEC-2002 00:36:29	Dark	42.000	10	Bet Cen	0.61000	28000.	84	3992	No
15	GOM_NL__2PRFIN20021205_003839_000000392011_00432_03993_2080.N1	05-DEC-2002 00:38:39	Dark	39.000	12	Alp1Cru	0.77500	30000.	78	3993	No
16	GOM_NL__2PRFIN20021205_004410_000000412011_00432_03993_2081.N1	05-DEC-2002 00:44:10	Dark	41.000	29	Bet Car	1.6720	10200.	82	3993	No
17	GOM_NL__2PRFIN20021205_004615_000000552011_00432_03993_2082.N1	05-DEC-2002 00:46:15	Dark	55.000	41	Eps Car	1.8600	4100.0	110	3993	No
18	GOM_NL__2PRFIN20021205_004827_000000572011_00432_03993_2083.N1	05-DEC-2002 00:48:27	Dark	57.000	34	Gam2Vel	1.7930	23000.	114	3993	No
19	GOM_NL__2PRFIN20021205_005130_000000572011_00432_03993_2084.N1	05-DEC-2002 00:51:30	Dark	57.000	2	Alp Car	-0.73600	7000.0	114	3993	No
20	GOM_NL__2PRFIN20021205_005339_000000572011_00432_03993_2085.N1	05-DEC-2002 00:53:39	Dark	57.000	117	Pi Pup	2.7060	3800.0	114	3993	No
21	GOM_NL__2PRFIN20021205_005719_000000662011_00432_03993_2086.N1	05-DEC-2002 00:57:19	Dark	66.000	23	21Eps CMa	1.5020	26000.	132	3993	No
22	GOM_NL__2PRFIN20021205_005922_000000682011_00432_03993_2087.N1	05-DEC-2002 00:59:22	Straylight	67.500	179	24Omi2CMa	3.0320	24000.	135	3993	No
23	GOM_NL__2PRFIN20021205_010250_000000572011_00432_03993_2088.N1	05-DEC-2002 01:02:50	Straylight	57.000	47	2Bet CMa	1.9760	28000.	114	3993	No
24	GOM_NL__2PRFIN20021205_010620_000000522011_00432_03993_2089.N1	05-DEC-2002 01:06:20	Straylight	51.500	56	53Kap Ori	2.0650	30000.	103	3993	No
25	GOM_NL__2PRFIN20021205_010931_000000612011_00432_03993_2090.N1	05-DEC-2002 01:09:31	Tw_i_and_stray	61.000	30	46Eps Ori	1.6940	30000.	122	3993	No
26	GOM_NL__2PRFIN20021205_011333_000000872011_00432_03993_2091.N1	05-DEC-2002 01:13:33	Bright	87.000	14	58Alp Ori	0.87000	3000.0	174	3993	No
27	GOM_NL__2PRFIN20021205_011617_000000402011_00432_03993_2092.N1	05-DEC-2002 01:16:17	Bright	40.000	146	25Eta Tau	2.8730	15200.	80	3993	No
28	GOM_NL__2PRFIN20021205_011835_000000412011_00432_03993_2093.N1	05-DEC-2002 01:18:35	Bright	40.500	150	44Zet Per	2.8900	28000.	81	3993	No
29	GOM_NL__2PRFIN20021205_012100_000000372011_00432_03993_2094.N1	05-DEC-2002 01:21:00	Bright	37.000	79	26Bet Per	2.3100	13100.	74	3993	No
30	GOM_NL__2PRFIN20021205_012304_000000382011_00432_03993_2095.N1	05-DEC-2002 01:23:04	Bright	38.000	175	39Del Per	3.0100	19400.	76	3993	No
31	GOM_NL__2PRFIN20021205_012431_000000392011_00432_03993_2096.N1	05-DEC-2002 01:24:31	Bright	38.500	160	23Gam Per	2.9300	4700.0	77	3993	No
32	GOM_NL__2PRFIN20021205_012707_000000372011_00432_03993_2097.N1	05-DEC-2002 01:27:07	Bright	36.500	110	37Del Cas	2.6780	8900.0	73	3993	No
33	GOM_NL__2PRFIN20021205_012826_000000542011_00432_03993_2098.N1	05-DEC-2002 01:28:26	Bright	54.000	74	11Bet Cas	2.2680	6600.0	108	3993	No
34	GOM_NL__2PRFIN20021205_013436_000000392011_00432_03993_2099.N1	05-DEC-2002 01:34:36	Bright	38.500	49	1Alp UMi	1.9900	6300.0	77	3993	No
35	GOM_NL__2PRFIN20021205_013919_000000352011_00432_03993_2100.N1	05-DEC-2002 01:39:19	Bright	34.500	60	7Bet UMi	2.0810	3950.0	69	3993	No
36	GOM_NL__2PRFIN20021205_014057_000000472011_00432_03993_2101.N1	05-DEC-2002 01:40:57	Bright	46.500	36	50Alp UMa	1.8000	6300.0	93	3993	No
37	GOM_NL__2PRFIN20021205_014230_000000492011_00432_03993_2102.N1	05-DEC-2002 01:42:30	Bright	49.000	82	48Bet UMa	2.3650	10600.	98	3993	No
38	GOM_NL__2PRFIN20021205_014424_000000432011_00432_03993_2103.N1	05-DEC-2002 01:44:24	Bright	43.000	32	77Eps UMa	1.7630	11000.	86	3993	No
39	GOM_NL__2PRFIN20021205_014633_000000412011_00432_03993_2104.N1	05-DEC-2002 01:46:33	Bright	41.000	39	85Eta UMa	1.8540	24000.	82	3993	No
40	GOM_NL__2PRFIN20021205_014935_000000382011_00432_03993_2105.N1	05-DEC-2002 01:49:35	Bright	38.000	180	27Gam Boo	3.0400	8000.0	76	3993	No
41	GOM_NL__2PRFIN20021205_015239_000000372011_00432_03993_2106.N1	05-DEC-2002 01:52:39	Bright	36.500	83		2.3780	11000.	73	3993	No
42	GOM_NL__2PRFIN20021205_015511_000000382011_00432_03993_2107.N1	05-DEC-2002 01:55:11	Bright	38.000	3	16Alp Boo	-0.050000	4250.0	76	3993	No

43	GOM_NL__2PRFIN20021205_015930_000000852011_00432_03993_2108.N1	05-DEC-2002 01:59:30	Bright	85.000	96	68Del Leo	2.5600	9300.0	170	3993	No
44	GOM_NL__2PRFIN20021205_020330_000000502011_00432_03993_2109.N1	05-DEC-2002 02:03:30	Bright	50.000	121	29Gam Vir	2.7400	7200.0	100	3993	No
45	GOM_NL__2PRFIN20021205_020956_000000542011_00432_03993_2110.N1	05-DEC-2002 02:09:56	Dark	53.500	106	9Bet Crv	2.6480	5600.0	107	3993	No
46	GOM_NL__2PRFIN20021205_021141_000000382011_00432_03993_2111.N1	05-DEC-2002 02:11:41	Dark	38.000	123	lot Cen	2.7500	10200.	76	3993	No
47	GOM_NL__2PRFIN20021205_021342_000000382011_00432_03993_2112.N1	05-DEC-2002 02:13:42	Dark	37.500	95	Zet Cen	2.5450	26000.	75	3993	No
48	GOM_NL__2PRFIN20021205_021544_000000392011_00432_03993_2113.N1	05-DEC-2002 02:15:44	Dark	39.000	64	Gam Cen	2.2000	10600.	78	3993	No
49	GOM_NL__2PRFIN20021205_021705_000000422011_00432_03993_2114.N1	05-DEC-2002 02:17:05	Dark	41.500	10	Bet Cen	0.61000	28000.	83	3993	No
50	GOM_NL__2PRFIN20021205_021915_000000382011_00433_03994_1963.N1	05-DEC-2002 02:19:15	Dark	38.000	12	Alp1Cru	0.77500	30000.	76	3994	No
51	GOM_NL__2PRFIN20021205_022446_000000412011_00433_03994_1964.N1	05-DEC-2002 02:24:46	Dark	40.500	29	Bet Car	1.6720	10200.	81	3994	No
52	GOM_NL__2PRFIN20021205_022651_000000452011_00433_03994_1965.N1	05-DEC-2002 02:26:51	Dark	45.000	41	Eps Car	1.8600	4100.0	90	3994	No
53	GOM_NL__2PRFIN20021205_022905_000000502011_00433_03994_1966.N1	05-DEC-2002 02:29:05	Dark	50.000	34	Gam2Vel	1.7930	23000.	100	3994	No
54	GOM_NL__2PRFIN20021205_023206_000000562011_00433_03994_1967.N1	05-DEC-2002 02:32:06	Dark	56.000	2	Alp Car	-0.73600	7000.0	112	3994	No
55	GOM_NL__2PRFIN20021205_023415_000000712011_00433_03994_1968.N1	05-DEC-2002 02:34:15	Dark	70.500	117	Pi Pup	2.7060	3800.0	141	3994	No
56	GOM_NL__2PRFIN20021205_023755_000000692011_00433_03994_1969.N1	05-DEC-2002 02:37:55	Dark	68.500	23	21Eps CMa	1.5020	26000.	137	3994	No
57	GOM_NL__2PRFIN20021205_023958_000000682011_00433_03994_1970.N1	05-DEC-2002 02:39:58	Straylight	68.000	179	24Omi2CMa	3.0320	24000.	136	3994	No
58	GOM_NL__2PRFIN20021205_024325_000000682011_00433_03994_1971.N1	05-DEC-2002 02:43:25	Straylight	67.500	47	2Bet CMa	1.9760	28000.	135	3994	No
59	GOM_NL__2PRFIN20021205_024655_000000522011_00433_03994_1972.N1	05-DEC-2002 02:46:55	Straylight	51.500	56	53Kap Ori	2.0650	30000.	103	3994	No
60	GOM_NL__2PRFIN20021205_025007_000000542011_00433_03994_1973.N1	05-DEC-2002 02:50:07	Straylight	54.000	30	46Eps Ori	1.6940	30000.	108	3994	No
61	GOM_NL__2PRFIN20021205_025408_000000872011_00433_03994_1974.N1	05-DEC-2002 02:54:08	Bright	87.000	14	58Alp Ori	0.87000	3000.0	174	3994	No
62	GOM_NL__2PRFIN20021205_025651_000000422011_00433_03994_1975.N1	05-DEC-2002 02:56:51	Bright	42.000	146	25Eta Tau	2.8730	15200.	84	3994	No
63	GOM_NL__2PRFIN20021205_025911_000000402011_00433_03994_1976.N1	05-DEC-2002 02:59:11	Bright	39.500	150	44Zet Per	2.8900	28000.	79	3994	No
64	GOM_NL__2PRFIN20021205_030135_000000392011_00433_03994_1977.N1	05-DEC-2002 03:01:35	Bright	38.500	79	26Bet Per	2.3100	13100.	77	3994	No
65	GOM_NL__2PRFIN20021205_030339_000000392011_00433_03994_1978.N1	05-DEC-2002 03:03:39	Bright	38.500	175	39Del Per	3.0100	19400.	77	3994	No
66	GOM_NL__2PRFIN20021205_030507_000000372011_00433_03994_1979.N1	05-DEC-2002 03:05:07	Bright	37.000	160	23Gam Per	2.9300	4700.0	74	3994	No
67	GOM_NL__2PRFIN20021205_030743_000000372011_00433_03994_1980.N1	05-DEC-2002 03:07:43	Bright	36.500	110	37Del Cas	2.6780	8900.0	73	3994	No
68	GOM_NL__2PRFIN20021205_030902_000000382011_00433_03994_1981.N1	05-DEC-2002 03:09:02	Bright	38.000	74	11Bet Cas	2.2680	6600.0	76	3994	No
69	GOM_NL__2PRFIN20021205_031513_000000382011_00433_03994_1982.N1	05-DEC-2002 03:15:13	Bright	38.000	49	1Alp UMi	1.9900	6300.0	76	3994	No
70	GOM_NL__2PRFIN20021205_031955_000000392011_00433_03994_1983.N1	05-DEC-2002 03:19:55	Bright	38.500	60	7Bet UMi	2.0810	3950.0	77	3994	No
71	GOM_NL__2PRFIN20021205_032131_000000482011_00433_03994_1984.N1	05-DEC-2002 03:21:31	Bright	47.500	36	50Alp UMa	1.8000	6300.0	95	3994	No
72	GOM_NL__2PRFIN20021205_032306_000000502011_00433_03994_1985.N1	05-DEC-2002 03:23:06	Bright	49.500	82	48Bet UMa	2.3650	10600.	99	3994	No
73	GOM_NL__2PRFIN20021205_032500_000000432011_00433_03994_1986.N1	05-DEC-2002 03:25:00	Bright	43.000	32	77Eps UMa	1.7630	11000.	86	3994	No
74	GOM_NL__2PRFIN20021205_032712_000000382011_00433_03994_1987.N1	05-DEC-2002 03:27:12	Bright	37.500	39	85Eta UMa	1.8540	24000.	75	3994	No
75	GOM_NL__2PRFIN20021205_033012_000000382011_00433_03994_1988.N1	05-DEC-2002 03:30:12	Bright	37.500	180	27Gam Boo	3.0400	8000.0	75	3994	No
76	GOM_NL__2PRFIN20021205_033315_000000372011_00433_03994_1989.N1	05-DEC-2002 03:33:15	Bright	36.500	83		2.3780	11000.	73	3994	No
77	GOM_NL__2PRFIN20021205_033548_000000372011_00433_03994_1990.N1	05-DEC-2002 03:35:48	Bright	36.500	3	16Alp Boo	-0.050000	4250.0	73	3994	No
78	GOM_NL__2PRFIN20021205_034007_000000892011_00433_03994_1991.N1	05-DEC-2002 03:40:07	Bright	88.500	96	68Del Leo	2.5600	9300.0	177	3994	No
79	GOM_NL__2PRFIN20021205_034407_000000502011_00433_03994_1992.N1	05-DEC-2002 03:44:07	Bright	50.000	121	29Gam Vir	2.7400	7200.0	100	3994	No
80	GOM_NL__2PRFIN20021205_034859_000000482011_00433_03994_1993.N1	05-DEC-2002 03:48:59	Tw_i_and_stray	47.500	163	7Del Crv	2.9450	11000.	95	3994	No
81	GOM_NL__2PRFIN20021205_035033_000000522011_00433_03994_1994.N1	05-DEC-2002 03:50:33	Dark	51.500	106	9Bet Crv	2.6480	5600.0	103	3994	No
82	GOM_NL__2PRFIN20021205_035217_000000422011_00433_03994_1995.N1	05-DEC-2002 03:52:17	Dark	41.500	123	lot Cen	2.7500	10200.	83	3994	No
83	GOM_NL__2PRFIN20021205_035419_000000382011_00433_03994_1996.N1	05-DEC-2002 03:54:19	Dark	38.000	95	Zet Cen	2.5450	26000.	76	3994	No
84	GOM_NL__2PRFIN20021205_035621_000000412011_00433_03994_1997.N1	05-DEC-2002 03:56:21	Dark	41.000	64	Gam Cen	2.2000	10600.	82	3994	No
85	GOM_NL__2PRFIN20021205_035741_000000442011_00433_03994_1998.N1	05-DEC-2002 03:57:41	Dark	43.500	10	Bet Cen	0.61000	28000.	87	3994	No
86	GOM_NL__2PRFIN20021205_035949_000000382011_00434_03995_1963.N1	05-DEC-2002 03:59:49	Dark	38.000	12	Alp1Cru	0.77500	30000.	76	3995	No
87	GOM_NL__2PRFIN20021205_040523_000000412011_00434_03995_1964.N1	05-DEC-2002 04:05:23	Dark	40.500	29	Bet Car	1.6720	10200.	81	3995	No
88	GOM_NL__2PRFIN20021205_040728_000000502011_00434_03995_1965.N1	05-DEC-2002 04:07:28	Dark	50.000	41	Eps Car	1.8600	4100.0	100	3995	No
89	GOM_NL__2PRFIN20021205_040939_000000522011_00434_03995_1966.N1	05-DEC-2002 04:09:39	Dark	51.500	34	Gam2Vel	1.7930	23000.	103	3995	No
90	GOM_NL__2PRFIN20021205_041242_000000522011_00434_03995_1967.N1	05-DEC-2002 04:12:42	Dark	52.000	2	Alp Car	-0.73600	7000.0	104	3995	No
91	GOM_NL__2PRFIN20021205_041450_000000632011_00434_03995_1968.N1	05-DEC-2002 04:14:50	Dark	62.500	117	Pi Pup	2.7060	3800.0	125	3995	No
92	GOM_NL__2PRFIN20021205_041829_000000672011_00434_03995_1969.N1	05-DEC-2002 04:18:29	Dark	66.500	23	21Eps CMa	1.5020	26000.	133	3995	No
93	GOM_NL__2PRFIN20021205_042035_000000692011_00434_03995_1970.N1	05-DEC-2002 04:20:35	Straylight	69.000	179	24Omi2CMa	3.0320	24000.	138	3995	No
94	GOM_NL__2PRFIN20021205_042424_000000842011_00434_03995_1971.N1	05-DEC-2002 04:24:24	Straylight	84.000	1	9Alp CMa	-1.4400	11000.	168	3995	No
95	GOM_NL__2PRFIN20021205_042755_000000602011_00434_03995_1972.N1	05-DEC-2002 04:27:55	Straylight	59.500	7	19Bet Ori	0.10000	14000.	119	3995	No
96	GOM_NL__2PRFIN20021205_043030_000000522011_00434_03995_1973.N1	05-DEC-2002 04:30:30	Straylight	51.500	33	50Zet Ori	1.7660	30000.	103	3995	No
97	GOM_NL__2PRFIN20021205_043317_000000582011_00434_03995_1974.N1	05-DEC-2002 04:33:17	Tw_i_and_stray	58.000	27	24Gam Ori	1.6360	26000.	116	3995	No
98	GOM_NL__2PRFIN20021205_043542_000000572011_00434_03995_1975.N1	05-DEC-2002 04:35:42	Bright	56.500	13	87Alp Tau	0.86700	3800.0	113	3995	No
99	GOM_NL__2PRFIN20021205_043729_000000412011_00434_03995_1976.N1	05-DEC-2002 04:37:29	Bright	41.000	146	25Eta Tau	2.8730	15200.	82	3995	No
100	GOM_NL__2PRFIN20021205_043948_000000402011_00434_03995_1977.N1	05-DEC-2002 04:39:48	Bright	39.500	150	44Zet Per	2.8900	28000.	79	3995	No
101	GOM_NL__2PRFIN20021205_044211_000000372011_00434_03995_1978.N1	05-DEC-2002 04:42:11	Bright	37.000	79	26Bet Per	2.3100	13100.	74	3995	No

102	GOM_NL__2PRFIN20021205_044415_000000392011_00434_03995_1979.N1	05-DEC-2002 04:44:15	Bright	38.500	175	39Del Per	3.0100	19400.	77	3995	No
103	GOM_NL__2PRFIN20021205_044543_000000372011_00434_03995_1980.N1	05-DEC-2002 04:45:43	Bright	36.500	160	23Gam Per	2.9300	4700.0	73	3995	No
104	GOM_NL__2PRFIN20021205_044819_000000362011_00434_03995_1981.N1	05-DEC-2002 04:48:19	Bright	36.000	110	37Del Cas	2.6780	8900.0	72	3995	No
105	GOM_NL__2PRFIN20021205_044939_000000382011_00434_03995_1982.N1	05-DEC-2002 04:49:39	Bright	38.000	74	11Bet Cas	2.2680	6600.0	76	3995	No
106	GOM_NL__2PRFIN20021205_045547_000000412011_00434_03995_1983.N1	05-DEC-2002 04:55:47	Bright	41.000	49	1Alp UMi	1.9900	6300.0	82	3995	No
107	GOM_NL__2PRFIN20021205_050029_000000422011_00434_03995_1984.N1	05-DEC-2002 05:00:29	Bright	42.000	60	7Bet UMi	2.0810	3950.0	84	3995	No
108	GOM_NL__2PRFIN20021205_050207_000000452011_00434_03995_1985.N1	05-DEC-2002 05:02:07	Bright	44.500	36	50Alp UMa	1.8000	6300.0	89	3995	No
109	GOM_NL__2PRFIN20021205_050341_000000502011_00434_03995_1986.N1	05-DEC-2002 05:03:41	Bright	50.000	82	48Bet UMa	2.3650	10600.	100	3995	No
110	GOM_NL__2PRFIN20021205_050535_000000442011_00434_03995_1987.N1	05-DEC-2002 05:05:35	Bright	44.000	32	77Eps UMa	1.7630	11000.	88	3995	No
111	GOM_NL__2PRFIN20021205_050745_000000412011_00434_03995_1988.N1	05-DEC-2002 05:07:45	Bright	40.500	39	85Eta UMa	1.8540	24000.	81	3995	No
112	GOM_NL__2PRFIN20021205_051048_000000372011_00434_03995_1989.N1	05-DEC-2002 05:10:48	Bright	36.500	180	27Gam Boo	3.0400	8000.0	73	3995	No
113	GOM_NL__2PRFIN20021205_051351_000000372011_00434_03995_1990.N1	05-DEC-2002 05:13:51	Bright	36.500	83		2.3780	11000.	73	3995	No
114	GOM_NL__2PRFIN20021205_051622_000000412011_00434_03995_1991.N1	05-DEC-2002 05:16:22	Bright	41.000	3	16Alp Boo	-0.050000	4250.0	82	3995	No
115	GOM_NL__2PRFIN20021205_052044_000000872011_00434_03995_1992.N1	05-DEC-2002 05:20:44	Bright	86.500	96	68Del Leo	2.5600	9300.0	173	3995	No
116	GOM_NL__2PRFIN20021205_052443_000000502011_00434_03995_1993.N1	05-DEC-2002 05:24:43	Bright	49.500	121	29Gam Vir	2.7400	7200.0	99	3995	No
117	GOM_NL__2PRFIN20021205_052935_000000502011_00434_03995_1994.N1	05-DEC-2002 05:29:35	Twi_and_stray	49.500	163	7Del Crv	2.9450	11000.	99	3995	No
118	GOM_NL__2PRFIN20021205_053108_000000542011_00434_03995_1995.N1	05-DEC-2002 05:31:08	Dark	53.500	106	9Bet Crv	2.6480	5600.0	107	3995	No
119	GOM_NL__2PRFIN20021205_053254_000000432011_00434_03995_1996.N1	05-DEC-2002 05:32:54	Dark	42.500	123	1ot Cen	2.7500	10200.	85	3995	No
120	GOM_NL__2PRFIN20021205_053455_000000412011_00434_03995_1997.N1	05-DEC-2002 05:34:55	Dark	40.500	95	Zet Cen	2.5450	26000.	81	3995	No
121	GOM_NL__2PRFIN20021205_053646_000000392011_00434_03995_1998.N1	05-DEC-2002 05:36:46	Dark	38.500	77	Eps Cen	2.3030	28000.	77	3995	No
122	GOM_NL__2PRFIN20021205_053817_000000412011_00434_03995_1999.N1	05-DEC-2002 05:38:17	Dark	41.000	10	Bet Cen	0.61000	28000.	82	3995	No
123	GOM_NL__2PRFIN20021205_054025_000000412011_00435_03996_1963.N1	05-DEC-2002 05:40:25	Dark	40.500	12	Alp1Cru	0.77500	30000.	81	3996	No
124	GOM_NL__2PRFIN20021205_054559_000000412011_00435_03996_1964.N1	05-DEC-2002 05:45:59	Dark	40.500	29	Bet Car	1.6720	10200.	81	3996	No
125	GOM_NL__2PRFIN20021205_054803_000000482011_00435_03996_1965.N1	05-DEC-2002 05:48:03	Dark	48.000	41	Eps Car	1.8600	4100.0	96	3996	No
126	GOM_NL__2PRFIN20021205_055016_000000542011_00435_03996_1966.N1	05-DEC-2002 05:50:16	Dark	53.500	34	Gam2Vel	1.7930	23000.	107	3996	No
127	GOM_NL__2PRFIN20021205_055319_000000572011_00435_03996_1967.N1	05-DEC-2002 05:53:19	Dark	57.000	2	Alp Car	-0.73600	7000.0	114	3996	No
128	GOM_NL__2PRFIN20021205_055528_000000652011_00435_03996_1968.N1	05-DEC-2002 05:55:28	Dark	64.500	117	Pi Pup	2.7060	3800.0	129	3996	No
129	GOM_NL__2PRFIN20021205_055908_000000702011_00435_03996_1969.N1	05-DEC-2002 05:59:08	Dark	70.000	23	21Eps CMa	1.5020	26000.	140	3996	No
130	GOM_NL__2PRFIN20021205_060111_000000722011_00435_03996_1970.N1	05-DEC-2002 06:01:11	Straylight	71.500	179	24Omi2CMa	3.0320	24000.	143	3996	No
131	GOM_NL__2PRFIN20021205_060500_000000922011_00435_03996_1971.N1	05-DEC-2002 06:05:00	Straylight	92.000	1	9Alp CMa	-1.4400	11000.	184	3996	No
132	GOM_NL__2PRFIN20021205_060830_000000642011_00435_03996_1972.N1	05-DEC-2002 06:08:30	Straylight	64.000	7	19Bet Ori	0.10000	14000.	128	3996	No
133	GOM_NL__2PRFIN20021205_061105_000000522011_00435_03996_1973.N1	05-DEC-2002 06:11:05	Straylight	51.500	33	50Zet Ori	1.7660	30000.	103	3996	No
134	GOM_NL__2PRFIN20021205_061351_000000512011_00435_03996_1974.N1	05-DEC-2002 06:13:51	Twi_and_stray	50.500	27	24Gam Ori	1.6360	26000.	101	3996	No
135	GOM_NL__2PRFIN20021205_061618_000000562011_00435_03996_1975.N1	05-DEC-2002 06:16:18	Bright	55.500	13	87Alp Tau	0.86700	3800.0	111	3996	No
136	GOM_NL__2PRFIN20021205_061805_000000382011_00435_03996_1976.N1	05-DEC-2002 06:18:05	Bright	37.500	146	25Eta Tau	2.8730	15200.	75	3996	No
137	GOM_NL__2PRFIN20021205_062024_000000392011_00435_03996_1977.N1	05-DEC-2002 06:20:24	Bright	39.000	150	44Zet Per	2.8900	28000.	78	3996	No
138	GOM_NL__2PRFIN20021205_062247_000000382011_00435_03996_1978.N1	05-DEC-2002 06:22:47	Bright	37.500	79	26Bet Per	2.3100	13100.	75	3996	No
139	GOM_NL__2PRFIN20021205_062451_000000402011_00435_03996_1979.N1	05-DEC-2002 06:24:51	Bright	39.500	175	39Del Per	3.0100	19400.	79	3996	No
140	GOM_NL__2PRFIN20021205_062619_000000382011_00435_03996_1980.N1	05-DEC-2002 06:26:19	Bright	38.000	160	23Gam Per	2.9300	4700.0	76	3996	No
141	GOM_NL__2PRFIN20021205_062856_000000372011_00435_03996_1981.N1	05-DEC-2002 06:28:56	Bright	37.000	110	37Del Cas	2.6780	8900.0	74	3996	No
142	GOM_NL__2PRFIN20021205_063015_000000392011_00435_03996_1982.N1	05-DEC-2002 06:30:15	Bright	38.500	74	11Bet Cas	2.2680	6600.0	77	3996	No
143	GOM_NL__2PRFIN20021205_063624_000000392011_00435_03996_1983.N1	05-DEC-2002 06:36:24	Bright	39.000	49	1Alp UMi	1.9900	6300.0	78	3996	No
144	GOM_NL__2PRFIN20021205_064107_000000412011_00435_03996_1984.N1	05-DEC-2002 06:41:07	Bright	40.500	60	7Bet UMi	2.0810	3950.0	81	3996	No
145	GOM_NL__2PRFIN20021205_064242_000000462011_00435_03996_1985.N1	05-DEC-2002 06:42:42	Bright	45.500	36	50Alp UMa	1.8000	6300.0	91	3996	No
146	GOM_NL__2PRFIN20021205_064417_000000512011_00435_03996_1986.N1	05-DEC-2002 06:44:17	Bright	50.500	82	48Bet UMa	2.3650	10600.	101	3996	No
147	GOM_NL__2PRFIN20021205_064611_000000442011_00435_03996_1987.N1	05-DEC-2002 06:46:11	Bright	43.500	32	77Eps UMa	1.7630	11000.	87	3996	No
148	GOM_NL__2PRFIN20021205_064823_000000412011_00435_03996_1988.N1	05-DEC-2002 06:48:23	Bright	40.500	39	85Eta UMa	1.8540	24000.	81	3996	No
149	GOM_NL__2PRFIN20021205_065124_000000372011_00435_03996_1989.N1	05-DEC-2002 06:51:24	Bright	37.000	180	27Gam Boo	3.0400	8000.0	74	3996	No
150	GOM_NL__2PRFIN20021205_065427_000000372011_00435_03996_1990.N1	05-DEC-2002 06:54:27	Bright	37.000	83		2.3780	11000.	74	3996	No
151	GOM_NL__2PRFIN20021205_065700_000000382011_00435_03996_1991.N1	05-DEC-2002 06:57:00	Bright	38.000	3	16Alp Boo	-0.050000	4250.0	76	3996	No
152	GOM_NL__2PRFIN20021205_070121_000000842011_00435_03996_1992.N1	05-DEC-2002 07:01:21	Bright	84.000	96	68Del Leo	2.5600	9300.0	168	3996	No
153	GOM_NL__2PRFIN20021205_070520_000000512011_00435_03996_1993.N1	05-DEC-2002 07:05:20	Bright	50.500	121	29Gam Vir	2.7400	7200.0	101	3996	No
154	GOM_NL__2PRFIN20021205_071012_000000502011_00435_03996_1994.N1	05-DEC-2002 07:10:12	Twi_and_stray	49.500	163	7Del Crv	2.9450	11000.	99	3996	No
155	GOM_NL__2PRFIN20021205_071145_000000512011_00435_03996_1995.N1	05-DEC-2002 07:11:45	Dark	51.000	106	9Bet Crv	2.6480	5600.0	102	3996	No
156	GOM_NL__2PRFIN20021205_071330_000000422011_00435_03996_1996.N1	05-DEC-2002 07:13:30	Dark	42.000	123	1ot Cen	2.7500	10200.	84	3996	No
157	GOM_NL__2PRFIN20021205_071531_000000382011_00435_03996_1997.N1	05-DEC-2002 07:15:31	Dark	38.000	95	Zet Cen	2.5450	26000.	76	3996	No
158	GOM_NL__2PRFIN20021205_071722_000000382011_00435_03996_1998.N1	05-DEC-2002 07:17:22	Dark	37.500	77	Eps Cen	2.3030	28000.	75	3996	No
159	GOM_NL__2PRFIN20021205_071853_000000492011_00435_03996_1999.N1	05-DEC-2002 07:18:53	Dark	48.500	10	Bet Cen	0.61000	28000.	97	3996	No
160	GOM_NL__2PRFIN20021205_072101_000000442011_00436_03997_1963.N1	05-DEC-2002 07:21:01	Dark	44.000	12	Alp1Cru	0.77500	30000.	88	3997	No

161	GOM_NL__2PRFIN20021205_072635_000000392011_00436_03997_1964.N1	05-DEC-2002 07:26:35	Dark	39.000	29	Bet Car	1.6720	10200.	78	3997	No
162	GOM_NL__2PRFIN20021205_072840_000000512011_00436_03997_1965.N1	05-DEC-2002 07:28:40	Dark	51.000	41	Eps Car	1.8600	4100.0	102	3997	No
163	GOM_NL__2PRFIN20021205_073054_000000502011_00436_03997_1966.N1	05-DEC-2002 07:30:54	Dark	50.000	34	Gam2Vel	1.7930	23000.	100	3997	No
164	GOM_NL__2PRFIN20021205_073356_000000512011_00436_03997_1967.N1	05-DEC-2002 07:33:56	Dark	50.500	2	Alp Car	-0.73600	7000.0	101	3997	No
165	GOM_NL__2PRFIN20021205_073603_000000682011_00436_03997_1968.N1	05-DEC-2002 07:36:03	Dark	67.500	117	Pi Pup	2.7060	3800.0	135	3997	No
166	GOM_NL__2PRFIN20021205_073945_000000672011_00436_03997_1969.N1	05-DEC-2002 07:39:45	Dark	66.500	23	21Eps CMa	1.5020	26000.	133	3997	No
167	GOM_NL__2PRFIN20021205_074147_000000712011_00436_03997_1970.N1	05-DEC-2002 07:41:47	Straylight	70.500	179	24Omi2CMa	3.0320	24000.	141	3997	No
168	GOM_NL__2PRFIN20021205_074535_000000932011_00436_03997_1971.N1	05-DEC-2002 07:45:35	Straylight	92.500	1	9Alp CMa	-1.4400	11000.	185	3997	No
169	GOM_NL__2PRFIN20021205_074906_000000612011_00436_03997_1972.N1	05-DEC-2002 07:49:06	Straylight	60.500	7	19Bet Ori	0.10000	14000.	121	3997	No
170	GOM_NL__2PRFIN20021205_075140_000000592011_00436_03997_1973.N1	05-DEC-2002 07:51:40	Straylight	59.000	33	50Zet Ori	1.7660	30000.	118	3997	No
171	GOM_NL__2PRFIN20021205_075427_000000522011_00436_03997_1974.N1	05-DEC-2002 07:54:27	Tw_i_and_stray	51.500	27	24Gam Ori	1.6360	26000.	103	3997	No
172	GOM_NL__2PRFIN20021205_075654_000000502011_00436_03997_1975.N1	05-DEC-2002 07:56:54	Bright	50.000	13	87Alp Tau	0.86700	3800.0	100	3997	No
173	GOM_NL__2PRFIN20021205_075841_000000372011_00436_03997_1976.N1	05-DEC-2002 07:58:41	Bright	37.000	146	25Eta Tau	2.8730	15200.	74	3997	No
174	GOM_NL__2PRFIN20021205_080100_000000392011_00436_03997_1977.N1	05-DEC-2002 08:01:00	Bright	38.500	150	44Zet Per	2.8900	28000.	77	3997	No
175	GOM_NL__2PRFIN20021205_080324_000000382011_00436_03997_1978.N1	05-DEC-2002 08:03:24	Bright	37.500	79	26Bet Per	2.3100	13100.	75	3997	No
176	GOM_NL__2PRFIN20021205_080528_000000402011_00436_03997_1979.N1	05-DEC-2002 08:05:28	Bright	39.500	175	39Del Per	3.0100	19400.	79	3997	No
177	GOM_NL__2PRFIN20021205_080656_000000372011_00436_03997_1980.N1	05-DEC-2002 08:06:56	Bright	36.500	160	23Gam Per	2.9300	4700.0	73	3997	No
178	GOM_NL__2PRFIN20021205_080932_000000362011_00436_03997_1981.N1	05-DEC-2002 08:09:32	Bright	36.000	110	37Del Cas	2.6780	8900.0	72	3997	No
179	GOM_NL__2PRFIN20021205_081052_000000382011_00436_03997_1982.N1	05-DEC-2002 08:10:52	Bright	38.000	74	11Bet Cas	2.2680	6600.0	76	3997	No
180	GOM_NL__2PRFIN20021205_081700_000000392011_00436_03997_1983.N1	05-DEC-2002 08:17:00	Bright	39.000	49	1Alp UMi	1.9900	6300.0	78	3997	No
181	GOM_NL__2PRFIN20021205_082143_000000382011_00436_03997_1984.N1	05-DEC-2002 08:21:43	Bright	37.500	60	7Bet UMi	2.0810	3950.0	75	3997	No
182	GOM_NL__2PRFIN20021205_082318_000000502011_00436_03997_1985.N1	05-DEC-2002 08:23:18	Bright	49.500	36	50Alp UMa	1.8000	6300.0	99	3997	No
183	GOM_NL__2PRFIN20021205_082452_000000512011_00436_03997_1986.N1	05-DEC-2002 08:24:52	Bright	50.500	82	48Bet UMa	2.3650	10600.	101	3997	No
184	GOM_NL__2PRFIN20021205_082648_000000432011_00436_03997_1987.N1	05-DEC-2002 08:26:48	Bright	42.500	32	77Eps UMa	1.7630	11000.	85	3997	No
185	GOM_NL__2PRFIN20021205_082900_000000392011_00436_03997_1988.N1	05-DEC-2002 08:29:00	Bright	38.500	39	85Eta UMa	1.8540	24000.	77	3997	No
186	GOM_NL__2PRFIN20021205_083200_000000372011_00436_03997_1989.N1	05-DEC-2002 08:32:00	Bright	36.500	180	27Gam Boo	3.0400	8000.0	73	3997	No
187	GOM_NL__2PRFIN20021205_083503_000000372011_00436_03997_1990.N1	05-DEC-2002 08:35:03	Bright	37.000	83		2.3780	11000.	74	3997	No
188	GOM_NL__2PRFIN20021205_083736_000000382011_00436_03997_1991.N1	05-DEC-2002 08:37:36	Bright	38.000	3	16Alp Boo	-0.050000	4250.0	76	3997	No
189	GOM_NL__2PRFIN20021205_084158_000000882011_00436_03997_1992.N1	05-DEC-2002 08:41:58	Bright	87.500	96	68Del Leo	2.5600	9300.0	175	3997	No
190	GOM_NL__2PRFIN20021205_084556_000000502011_00436_03997_1993.N1	05-DEC-2002 08:45:56	Bright	49.500	121	29Gam Vir	2.7400	7200.0	99	3997	No
191	GOM_NL__2PRFIN20021205_085049_000000482011_00436_03997_1994.N1	05-DEC-2002 08:50:49	Tw_i_and_stray	48.000	163	7Del Crv	2.9450	11000.	96	3997	No
192	GOM_NL__2PRFIN20021205_085223_000000512011_00436_03997_1995.N1	05-DEC-2002 08:52:23	Dark	50.500	106	9Bet Crv	2.6480	5600.0	101	3997	No
193	GOM_NL__2PRFIN20021205_085406_000000432011_00436_03997_1996.N1	05-DEC-2002 08:54:06	Dark	43.000	123	1ot Cen	2.7500	10200.	86	3997	No
194	GOM_NL__2PRFIN20021205_085607_000000382011_00436_03997_1997.N1	05-DEC-2002 08:56:07	Dark	37.500	95	Zet Cen	2.5450	26000.	75	3997	No
195	GOM_NL__2PRFIN20021205_085758_000000392011_00436_03997_1998.N1	05-DEC-2002 08:57:58	Dark	39.000	77	Eps Cen	2.3030	28000.	78	3997	No
196	GOM_NL__2PRFIN20021205_085929_000000422011_00436_03997_1999.N1	05-DEC-2002 08:59:29	Dark	42.000	10	Bet Cen	0.61000	28000.	84	3997	No
197	GOM_NL__2PRFIN20021205_090138_000000422011_00437_03998_1964.N1	05-DEC-2002 09:01:38	Dark	41.500	12	Alp1Cru	0.77500	30000.	83	3998	No
198	GOM_NL__2PRFIN20021205_090712_000000402011_00437_03998_1965.N1	05-DEC-2002 09:07:12	Dark	40.000	29	Bet Car	1.6720	10200.	80	3998	No
199	GOM_NL__2PRFIN20021205_090916_000000472011_00437_03998_1966.N1	05-DEC-2002 09:09:16	Dark	47.000	41	Eps Car	1.8600	4100.0	94	3998	No
200	GOM_NL__2PRFIN20021205_091129_000000532011_00437_03998_1967.N1	05-DEC-2002 09:11:29	Dark	52.500	34	Gam2Vel	1.7930	23000.	105	3998	No
201	GOM_NL__2PRFIN20021205_091432_000000502011_00437_03998_1968.N1	05-DEC-2002 09:14:32	Dark	50.000	2	Alp Car	-0.73600	7000.0	100	3998	No
202	GOM_NL__2PRFIN20021205_091641_000000642011_00437_03998_1969.N1	05-DEC-2002 09:16:41	Dark	63.500	117	Pi Pup	2.7060	3800.0	127	3998	No
203	GOM_NL__2PRFIN20021205_092019_000000702011_00437_03998_1970.N1	05-DEC-2002 09:20:19	Dark	69.500	23	21Eps CMa	1.5020	26000.	139	3998	No
204	GOM_NL__2PRFIN20021205_092224_000000702011_00437_03998_1971.N1	05-DEC-2002 09:22:24	Straylight	69.500	179	24Omi2CMa	3.0320	24000.	139	3998	No
205	GOM_NL__2PRFIN20021205_092612_000000922011_00437_03998_1972.N1	05-DEC-2002 09:26:12	Straylight	92.000	1	9Alp CMa	-1.4400	11000.	184	3998	No
206	GOM_NL__2PRFIN20021205_092942_000000642011_00437_03998_1973.N1	05-DEC-2002 09:29:42	Straylight	64.000	7	19Bet Ori	0.10000	14000.	128	3998	No
207	GOM_NL__2PRFIN20021205_093214_000000642011_00437_03998_1974.N1	05-DEC-2002 09:32:14	Straylight	63.500	33	50Zet Ori	1.7660	30000.	127	3998	No
208	GOM_NL__2PRFIN20021205_093504_000000582011_00437_03998_1975.N1	05-DEC-2002 09:35:04	Tw_i_and_stray	58.000	27	24Gam Ori	1.6360	26000.	116	3998	No
209	GOM_NL__2PRFIN20021205_093730_000000602011_00437_03998_1976.N1	05-DEC-2002 09:37:30	Bright	59.500	13	87Alp Tau	0.86700	3800.0	119	3998	No
210	GOM_NL__2PRFIN20021205_093917_000000452011_00437_03998_1977.N1	05-DEC-2002 09:39:17	Bright	44.500	146	25Eta Tau	2.8730	15200.	89	3998	No
211	GOM_NL__2PRFIN20021205_094135_000000402011_00437_03998_1978.N1	05-DEC-2002 09:41:35	Bright	40.000	150	44Zet Per	2.8900	28000.	80	3998	No
212	GOM_NL__2PRFIN20021205_094359_000000382011_00437_03998_1979.N1	05-DEC-2002 09:43:59	Bright	38.000	79	26Bet Per	2.3100	13100.	76	3998	No
213	GOM_NL__2PRFIN20021205_094603_000000392011_00437_03998_1980.N1	05-DEC-2002 09:46:03	Bright	38.500	175	39Del Per	3.0100	19400.	77	3998	No
214	GOM_NL__2PRFIN20021205_094732_000000382011_00437_03998_1981.N1	05-DEC-2002 09:47:32	Bright	37.500	160	23Gam Per	2.9300	4700.0	75	3998	No
215	GOM_NL__2PRFIN20021205_095008_000000372011_00437_03998_1982.N1	05-DEC-2002 09:50:08	Bright	37.000	110	37Del Cas	2.6780	8900.0	74	3998	No
216	GOM_NL__2PRFIN20021205_095128_000000382011_00437_03998_1983.N1	05-DEC-2002 09:51:28	Bright	38.000	74	11Bet Cas	2.2680	6600.0	76	3998	No
217	GOM_NL__2PRFIN20021205_095736_000000392011_00437_03998_1984.N1	05-DEC-2002 09:57:36	Bright	38.500	49	1Alp UMi	1.9900	6300.0	77	3998	No
218	GOM_NL__2PRFIN20021205_100218_000000372011_00437_03998_1985.N1	05-DEC-2002 10:02:18	Bright	36.500	60	7Bet UMi	2.0810	3950.0	73	3998	No
219	GOM_NL__2PRFIN20021205_100353_000000462011_00437_03998_1986.N1	05-DEC-2002 10:03:53	Bright	45.500	36	50Alp UMa	1.8000	6300.0	91	3998	No

220	GOM_NL__2PRFIN20021205_100528_000000512011_00437_03998_1987.N1	05-DEC-2002 10:05:28	Bright	50.500	82	48Bet UMa	2.3650	10600.	101	3998	No
221	GOM_NL__2PRFIN20021205_100723_000000442011_00437_03998_1988.N1	05-DEC-2002 10:07:23	Bright	43.500	32	77Eps UMa	1.7630	11000.	87	3998	No
222	GOM_NL__2PRFIN20021205_100935_000000402011_00437_03998_1989.N1	05-DEC-2002 10:09:35	Bright	39.500	39	85Eta UMa	1.8540	24000.	79	3998	No
223	GOM_NL__2PRFIN20021205_101234_000000392011_00437_03998_1990.N1	05-DEC-2002 10:12:34	Bright	38.500	180	27Gam Boo	3.0400	8000.0	77	3998	No
224	GOM_NL__2PRFIN20021205_101539_000000382011_00437_03998_1991.N1	05-DEC-2002 10:15:39	Bright	37.500	83		2.3780	11000.	75	3998	No
225	GOM_NL__2PRFIN20021205_101812_000000382011_00437_03998_1992.N1	05-DEC-2002 10:18:12	Bright	38.000	3	16Alp Boo	-0.050000	4250.0	76	3998	No
226	GOM_NL__2PRFIN20021205_102235_000000862011_00437_03998_1993.N1	05-DEC-2002 10:22:35	Bright	85.500	96	68Del Leo	2.5600	9300.0	171	3998	No
227	GOM_NL__2PRFIN20021205_102633_000000492011_00437_03998_1994.N1	05-DEC-2002 10:26:33	Bright	49.000	121	29Gam Vir	2.7400	7200.0	98	3998	No
228	GOM_NL__2PRFIN20021205_103125_000000522011_00437_03998_1995.N1	05-DEC-2002 10:31:25	Twi_and_stray	52.000	163	7Del Crv	2.9450	11000.	104	3998	No
229	GOM_NL__2PRFIN20021205_103258_000000552011_00437_03998_1996.N1	05-DEC-2002 10:32:58	Dark	54.500	106	9Bet Crv	2.6480	5600.0	109	3998	No
230	GOM_NL__2PRFIN20021205_103442_000000432011_00437_03998_1997.N1	05-DEC-2002 10:34:42	Dark	42.500	123	1ot Cen	2.7500	10200.	85	3998	No
231	GOM_NL__2PRFIN20021205_103643_000000392011_00437_03998_1998.N1	05-DEC-2002 10:36:43	Dark	39.000	95	Zet Cen	2.5450	26000.	78	3998	No
232	GOM_NL__2PRFIN20021205_103834_000000422011_00437_03998_1999.N1	05-DEC-2002 10:38:34	Dark	41.500	77	Eps Cen	2.3030	28000.	83	3998	No
233	GOM_NL__2PRFIN20021205_104005_000000472011_00437_03998_2000.N1	05-DEC-2002 10:40:05	Dark	46.500	10	Bet Cen	0.61000	28000.	93	3998	No
234	GOM_NL__2PRFIN20021205_104214_000000402011_00438_03999_9690.N1	05-DEC-2002 10:42:14	Dark	40.000	12	Alp1Cru	0.77500	30000.	80	3999	No
235	GOM_NL__2PRFIN20021205_104747_000000412011_00438_03999_9691.N1	05-DEC-2002 10:47:47	Dark	41.000	29	Bet Car	1.6720	10200.	82	3999	No
236	GOM_NL__2PRFIN20021205_104953_000000482011_00438_03999_9692.N1	05-DEC-2002 10:49:53	Dark	47.500	41	Eps Car	1.8600	4100.0	95	3999	No
237	GOM_NL__2PRFIN20021205_105208_000000512011_00438_03999_9693.N1	05-DEC-2002 10:52:08	Dark	50.500	34	Gam2Vel	1.7930	23000.	101	3999	No
238	GOM_NL__2PRFIN20021205_105508_000000572011_00438_03999_9694.N1	05-DEC-2002 10:55:08	Dark	57.000	2	Alp Car	-0.73600	7000.0	114	3999	No
239	GOM_NL__2PRFIN20021205_105718_000000692011_00438_03999_9695.N1	05-DEC-2002 10:57:18	Dark	68.500	117	Pi Pup	2.7060	3800.0	137	3999	No
240	GOM_NL__2PRFIN20021205_110057_000000702011_00438_03999_9696.N1	05-DEC-2002 11:00:57	Dark	69.500	23	21Eps CMa	1.5020	26000.	139	3999	No
241	GOM_NL__2PRFIN20021205_110258_000000722011_00438_03999_9697.N1	05-DEC-2002 11:02:58	Straylight	71.500	179	24Omi2CMa	3.0320	24000.	143	3999	No
242	GOM_NL__2PRFIN20021205_110649_000000932011_00438_03999_9698.N1	05-DEC-2002 11:06:49	Straylight	92.500	1	9Alp CMa	-1.4400	11000.	185	3999	No
243	GOM_NL__2PRFIN20021205_111020_000000592011_00438_03999_9699.N1	05-DEC-2002 11:10:20	Straylight	58.500	7	19Bet Ori	0.10000	14000.	117	3999	No
244	GOM_NL__2PRFIN20021205_111252_000000652011_00438_03999_9700.N1	05-DEC-2002 11:12:52	Straylight	64.500	33	50Zet Ori	1.7660	30000.	129	3999	No
245	GOM_NL__2PRFIN20021205_111540_000000612011_00438_03999_9701.N1	05-DEC-2002 11:15:40	Twi_and_stray	60.500	27	24Gam Ori	1.6360	26000.	121	3999	No
246	GOM_NL__2PRFIN20021205_111805_000000522011_00438_03999_9702.N1	05-DEC-2002 11:18:05	Bright	52.000	13	87Alp Tau	0.86700	3800.0	104	3999	No
247	GOM_NL__2PRFIN20021205_111950_000000412011_00438_03999_9703.N1	05-DEC-2002 11:19:50	Bright	41.000	146	25Eta Tau	2.8730	15200.	82	3999	No
248	GOM_NL__2PRFIN20021205_112211_000000402011_00438_03999_9704.N1	05-DEC-2002 11:22:11	Bright	39.500	150	44Zet Per	2.8900	28000.	79	3999	No
249	GOM_NL__2PRFIN20021205_112435_000000382011_00438_03999_9705.N1	05-DEC-2002 11:24:35	Bright	38.000	79	26Bet Per	2.3100	13100.	76	3999	No
250	GOM_NL__2PRFIN20021205_112638_000000382011_00438_03999_9706.N1	05-DEC-2002 11:26:38	Bright	37.500	175	39Del Per	3.0100	19400.	75	3999	No
251	GOM_NL__2PRFIN20021205_112807_000000382011_00438_03999_9707.N1	05-DEC-2002 11:28:07	Bright	38.000	160	23Gam Per	2.9300	4700.0	76	3999	No
252	GOM_NL__2PRFIN20021205_113044_000000352011_00438_03999_9708.N1	05-DEC-2002 11:30:44	Bright	35.000	110	37Del Cas	2.6780	8900.0	70	3999	No
253	GOM_NL__2PRFIN20021205_113204_000000372011_00438_03999_9709.N1	05-DEC-2002 11:32:04	Bright	36.500	74	11Bet Cas	2.2680	6600.0	73	3999	No
254	GOM_NL__2PRFIN20021205_113812_000000392011_00438_03999_9710.N1	05-DEC-2002 11:38:12	Bright	38.500	49	1Alp UMi	1.9900	6300.0	77	3999	No
255	GOM_NL__2PRFIN20021205_114255_000000382011_00438_03999_9711.N1	05-DEC-2002 11:42:55	Bright	37.500	60	7Bet UMi	2.0810	3950.0	75	3999	No
256	GOM_NL__2PRFIN20021205_114430_000000452011_00438_03999_9712.N1	05-DEC-2002 11:44:30	Bright	44.500	36	50Alp UMa	1.8000	6300.0	89	3999	No
257	GOM_NL__2PRFIN20021205_114604_000000462011_00438_03999_9713.N1	05-DEC-2002 11:46:04	Bright	46.000	82	48Bet UMa	2.3650	10600.	92	3999	No
258	GOM_NL__2PRFIN20021205_114758_000000412011_00438_03999_9714.N1	05-DEC-2002 11:47:58	Bright	41.000	32	77Eps UMa	1.7630	11000.	82	3999	No
259	GOM_NL__2PRFIN20021205_115011_000000422011_00438_03999_9715.N1	05-DEC-2002 11:50:11	Bright	42.000	39	85Eta UMa	1.8540	24000.	84	3999	No
260	GOM_NL__2PRFIN20021205_115312_000000372011_00438_03999_9716.N1	05-DEC-2002 11:53:12	Bright	36.500	180	27Gam Boo	3.0400	8000.0	73	3999	No
261	GOM_NL__2PRFIN20021205_115615_000000372011_00438_03999_9717.N1	05-DEC-2002 11:56:15	Bright	37.000	83		2.3780	11000.	74	3999	No
262	GOM_NL__2PRFIN20021205_115849_000000382011_00438_03999_9718.N1	05-DEC-2002 11:58:49	Bright	38.000	3	16Alp Boo	-0.050000	4250.0	76	3999	No
263	GOM_NL__2PRFIN20021205_120312_000000842011_00438_03999_9719.N1	05-DEC-2002 12:03:12	Bright	84.000	96	68Del Leo	2.5600	9300.0	168	3999	No
264	GOM_NL__2PRFIN20021205_120710_000000482011_00438_03999_9720.N1	05-DEC-2002 12:07:10	Bright	47.500	121	29Gam Vir	2.7400	7200.0	95	3999	No
265	GOM_NL__2PRFIN20021205_121200_000000512011_00438_03999_9721.N1	05-DEC-2002 12:12:00	Twi_and_stray	50.500	163	7Del Crv	2.9450	11000.	101	3999	No
266	GOM_NL__2PRFIN20021205_121336_000000502011_00438_03999_9722.N1	05-DEC-2002 12:13:36	Dark	50.000	106	9Bet Crv	2.6480	5600.0	100	3999	No
267	GOM_NL__2PRFIN20021205_121518_000000412011_00438_03999_9723.N1	05-DEC-2002 12:15:18	Dark	41.000	123	1ot Cen	2.7500	10200.	82	3999	No
268	GOM_NL__2PRFIN20021205_121719_000000392011_00438_03999_9724.N1	05-DEC-2002 12:17:19	Dark	38.500	95	Zet Cen	2.5450	26000.	77	3999	No
269	GOM_NL__2PRFIN20021205_121910_000000422011_00438_03999_9725.N1	05-DEC-2002 12:19:10	Dark	41.500	77	Eps Cen	2.3030	28000.	83	3999	No
270	GOM_NL__2PRFIN20021205_122041_000000392011_00438_03999_9726.N1	05-DEC-2002 12:20:41	Dark	38.500	10	Bet Cen	0.61000	28000.	77	3999	No
271	GOM_NL__2PRFIN20021205_122250_000000422011_00439_04000_1984.N1	05-DEC-2002 12:22:50	Dark	41.500	12	Alp1Cru	0.77500	30000.	83	4000	No
272	GOM_NL__2PRFIN20021205_122824_000000412011_00439_04000_1985.N1	05-DEC-2002 12:28:24	Dark	40.500	29	Bet Car	1.6720	10200.	81	4000	No
273	GOM_NL__2PRFIN20021205_123029_000000482011_00439_04000_1986.N1	05-DEC-2002 12:30:29	Dark	47.500	41	Eps Car	1.8600	4100.0	95	4000	No
274	GOM_NL__2PRFIN20021205_123245_000000502011_00439_04000_1987.N1	05-DEC-2002 12:32:45	Dark	49.500	34	Gam2Vel	1.7930	23000.	99	4000	No
275	GOM_NL__2PRFIN20021205_123544_000000562011_00439_04000_1988.N1	05-DEC-2002 12:35:44	Dark	55.500	2	Alp Car	-0.73600	7000.0	111	4000	No
276	GOM_NL__2PRFIN20021205_123755_000000572011_00439_04000_1989.N1	05-DEC-2002 12:37:55	Dark	56.500	117	Pi Pup	2.7060	3800.0	113	4000	No
277	GOM_NL__2PRFIN20021205_124134_000000672011_00439_04000_1990.N1	05-DEC-2002 12:41:34	Dark	67.000	23	21Eps CMa	1.5020	26000.	134	4000	No
278	GOM_NL__2PRFIN20021205_124337_000000642011_00439_04000_1991.N1	05-DEC-2002 12:43:37	Straylight	64.000	179	24Omi2CMa	3.0320	24000.	128	4000	No

279	GOM_NL__2PRFIN20021205_124725_000000932011_00439_04000_1992.N1	05-DEC-2002 12:47:25	Straylight	93.000	1	9Alp CMa	-1.4400	11000.	186	4000	No
280	GOM_NL__2PRFIN20021205_125056_000000602011_00439_04000_1993.N1	05-DEC-2002 12:50:56	Straylight	60.000	7	19Bet Ori	0.10000	14000.	120	4000	No
281	GOM_NL__2PRFIN20021205_125340_000000572011_00439_04000_1994.N1	05-DEC-2002 12:53:40	Straylight	57.000	30	46Eps Ori	1.6940	30000.	114	4000	No
282	GOM_NL__2PRFIN20021205_125616_000000582011_00439_04000_1995.N1	05-DEC-2002 12:56:16	Tw_i_and_stray	58.000	27	24Gam Ori	1.6360	26000.	116	4000	No
283	GOM_NL__2PRFIN20021205_125840_000000592011_00439_04000_1996.N1	05-DEC-2002 12:58:40	Bright	59.000	13	87Alp Tau	0.86700	3800.0	118	4000	No
284	GOM_NL__2PRFIN20021205_130030_000000382011_00439_04000_1997.N1	05-DEC-2002 13:00:30	Bright	38.000	105	6Bet Ari	2.6450	8900.0	76	4000	No
285	GOM_NL__2PRFIN20021205_130246_000000402011_00439_04000_1998.N1	05-DEC-2002 13:02:46	Bright	40.000	150	44Zet Per	2.8900	28000.	80	4000	No
286	GOM_NL__2PRFIN20021205_130510_000000392011_00439_04000_1999.N1	05-DEC-2002 13:05:10	Bright	38.500	79	26Bet Per	2.3100	13100.	77	4000	No
287	GOM_NL__2PRFIN20021205_130712_000000402011_00439_04000_2000.N1	05-DEC-2002 13:07:12	Bright	40.000	175	39Del Per	3.0100	19400.	80	4000	No
288	GOM_NL__2PRFIN20021205_130842_000000382011_00439_04000_2001.N1	05-DEC-2002 13:08:42	Bright	38.000	160	23Gam Per	2.9300	4700.0	76	4000	No
289	GOM_NL__2PRFIN20021205_131119_000000382011_00439_04000_2002.N1	05-DEC-2002 13:11:19	Bright	37.500	110	37Del Cas	2.6780	8900.0	75	4000	No
290	GOM_NL__2PRFIN20021205_131241_000000402011_00439_04000_2003.N1	05-DEC-2002 13:12:41	Bright	40.000	74	11Bet Cas	2.2680	6600.0	80	4000	No
291	GOM_NL__2PRFIN20021205_132329_000000402011_00439_04000_2004.N1	05-DEC-2002 13:23:29	Bright	39.500	60	7Bet UMi	2.0810	3950.0	79	4000	No
292	GOM_NL__2PRFIN20021205_132505_000000472011_00439_04000_2005.N1	05-DEC-2002 13:25:05	Bright	47.000	36	50Alp UMa	1.8000	6300.0	94	4000	No
293	GOM_NL__2PRFIN20021205_132639_000000492011_00439_04000_2006.N1	05-DEC-2002 13:26:39	Bright	48.500	82	48Bet UMa	2.3650	10600.	97	4000	No
294	GOM_NL__2PRFIN20021205_132834_000000422011_00439_04000_2007.N1	05-DEC-2002 13:28:34	Bright	41.500	32	77Eps UMa	1.7630	11000.	83	4000	No
295	GOM_NL__2PRFIN20021205_133047_000000392011_00439_04000_2008.N1	05-DEC-2002 13:30:47	Bright	38.500	39	85Eta UMa	1.8540	24000.	77	4000	No
296	GOM_NL__2PRFIN20021205_133348_000000382011_00439_04000_2009.N1	05-DEC-2002 13:33:48	Bright	38.000	180	27Gam Boo	3.0400	8000.0	76	4000	No
297	GOM_NL__2PRFIN20021205_133651_000000382011_00439_04000_2010.N1	05-DEC-2002 13:36:51	Bright	38.000	83		2.3780	11000.	76	4000	No
298	GOM_NL__2PRFIN20021205_133925_000000382011_00439_04000_2011.N1	05-DEC-2002 13:39:25	Bright	37.500	3	16Alp Boo	-0.050000	4250.0	75	4000	No
299	GOM_NL__2PRFIN20021205_134349_000000872011_00439_04000_2012.N1	05-DEC-2002 13:43:49	Tw_i_and_stray	87.000	96	68Del Leo	2.5600	9300.0	174	4000	No
300	GOM_NL__2PRFIN20021205_134747_000000522011_00439_04000_2013.N1	05-DEC-2002 13:47:47	Bright	51.500	121	29Gam Vir	2.7400	7200.0	103	4000	No
301	GOM_NL__2PRFIN20021205_135238_000000492011_00439_04000_2014.N1	05-DEC-2002 13:52:38	Tw_i_and_stray	49.000	163	7Del Crv	2.9450	11000.	98	4000	No
302	GOM_NL__2PRFIN20021205_135413_000000532011_00439_04000_2015.N1	05-DEC-2002 13:54:13	Dark	53.000	106	9Bet Crv	2.6480	5600.0	106	4000	No
303	GOM_NL__2PRFIN20021205_135555_000000422011_00439_04000_2016.N1	05-DEC-2002 13:55:55	Dark	41.500	123	1ot Cen	2.7500	10200.	83	4000	No
304	GOM_NL__2PRFIN20021205_135755_000000392011_00439_04000_2017.N1	05-DEC-2002 13:57:55	Dark	39.000	95	Zet Cen	2.5450	26000.	78	4000	No
305	GOM_NL__2PRFIN20021205_135958_000000442011_00439_04000_2018.N1	05-DEC-2002 13:59:58	Dark	44.000	64	Gam Cen	2.2000	10600.	88	4000	No
306	GOM_NL__2PRFIN20021205_140203_000000502011_00439_04000_2019.N1	05-DEC-2002 14:02:03	Dark	49.500	26	Gam Cru	1.6240	2900.0	99	4000	No
307	GOM_NL__2PRFIN20021205_140326_000000402011_00440_04001_1984.N1	05-DEC-2002 14:03:26	Dark	39.500	12	Alp1Cru	0.77500	30000.	79	4001	No
308	GOM_NL__2PRFIN20021205_140901_000000402011_00440_04001_1985.N1	05-DEC-2002 14:09:01	Dark	39.500	29	Bet Car	1.6720	10200.	79	4001	No
309	GOM_NL__2PRFIN20021205_141107_000000572011_00440_04001_1986.N1	05-DEC-2002 14:11:07	Dark	56.500	41	Eps Car	1.8600	4100.0	113	4001	No
310	GOM_NL__2PRFIN20021205_141323_000000502011_00440_04001_1987.N1	05-DEC-2002 14:13:23	Dark	49.500	34	Gam2Vel	1.7930	23000.	99	4001	No
311	GOM_NL__2PRFIN20021205_141622_000000552011_00440_04001_1988.N1	05-DEC-2002 14:16:22	Dark	54.500	2	Alp Car	-0.73600	7000.0	109	4001	No
312	GOM_NL__2PRFIN20021205_141833_000000612011_00440_04001_1989.N1	05-DEC-2002 14:18:33	Dark	60.500	117	Pi Pup	2.7060	3800.0	121	4001	No
313	GOM_NL__2PRFIN20021205_142211_000000622011_00440_04001_1990.N1	05-DEC-2002 14:22:11	Dark	62.000	23	21Eps CMa	1.5020	26000.	124	4001	No
314	GOM_NL__2PRFIN20021205_142414_000000632011_00440_04001_1991.N1	05-DEC-2002 14:24:14	Straylight	63.000	179	24Omi2CMa	3.0320	24000.	126	4001	No
315	GOM_NL__2PRFIN20021205_142802_000000942011_00440_04001_1992.N1	05-DEC-2002 14:28:02	Straylight	94.000	1	9Alp CMa	-1.4400	11000.	188	4001	No
316	GOM_NL__2PRFIN20021205_143133_000000562011_00440_04001_1993.N1	05-DEC-2002 14:31:33	Straylight	56.000	7	19Bet Ori	0.10000	14000.	112	4001	No
317	GOM_NL__2PRFIN20021205_143417_000000592011_00440_04001_1994.N1	05-DEC-2002 14:34:17	Straylight	59.000	30	46Eps Ori	1.6940	30000.	118	4001	No
318	GOM_NL__2PRFIN20021205_143652_000000582011_00440_04001_1995.N1	05-DEC-2002 14:36:52	Tw_i_and_stray	58.000	27	24Gam Ori	1.6360	26000.	116	4001	No
319	GOM_NL__2PRFIN20021205_143917_000000592011_00440_04001_1996.N1	05-DEC-2002 14:39:17	Bright	59.000	13	87Alp Tau	0.86700	3800.0	118	4001	No
320	GOM_NL__2PRFIN20021205_144107_000000392011_00440_04001_1997.N1	05-DEC-2002 14:41:07	Bright	39.000	105	6Bet Ari	2.6450	8900.0	78	4001	No
321	GOM_NL__2PRFIN20021205_144322_000000412011_00440_04001_1998.N1	05-DEC-2002 14:43:22	Bright	40.500	150	44Zet Per	2.8900	28000.	81	4001	No
322	GOM_NL__2PRFIN20021205_144547_000000392011_00440_04001_1999.N1	05-DEC-2002 14:45:47	Bright	39.000	79	26Bet Per	2.3100	13100.	78	4001	No
323	GOM_NL__2PRFIN20021205_144751_000000372011_00440_04001_2000.N1	05-DEC-2002 14:47:51	Bright	37.000	175	39Del Per	3.0100	19400.	74	4001	No
324	GOM_NL__2PRFIN20021205_144919_000000362011_00440_04001_2001.N1	05-DEC-2002 14:49:19	Bright	36.000	160	23Gam Per	2.9300	4700.0	72	4001	No
325	GOM_NL__2PRFIN20021205_145156_000000372011_00440_04001_2002.N1	05-DEC-2002 14:51:56	Bright	36.500	110	37Del Cas	2.6780	8900.0	73	4001	No
326	GOM_NL__2PRFIN20021205_145317_000000392011_00440_04001_2003.N1	05-DEC-2002 14:53:17	Bright	38.500	74	11Bet Cas	2.2680	6600.0	77	4001	No
327	GOM_NL__2PRFIN20021205_145925_000000362011_00440_04001_2004.N1	05-DEC-2002 14:59:25	Bright	35.500	49	1Alp UMi	1.9900	6300.0	71	4001	No
328	GOM_NL__2PRFIN20021205_150407_000000382011_00440_04001_2005.N1	05-DEC-2002 15:04:07	Bright	37.500	60	7Bet UMi	2.0810	3950.0	75	4001	No
329	GOM_NL__2PRFIN20021205_150540_000000482011_00440_04001_2006.N1	05-DEC-2002 15:05:40	Bright	47.500	36	50Alp UMa	1.8000	6300.0	95	4001	No
330	GOM_NL__2PRFIN20021205_150714_000000512011_00440_04001_2007.N1	05-DEC-2002 15:07:14	Bright	50.500	82	48Bet UMa	2.3650	10600.	101	4001	No
331	GOM_NL__2PRFIN20021205_150910_000000432011_00440_04001_2008.N1	05-DEC-2002 15:09:10	Bright	42.500	32	77Eps UMa	1.7630	11000.	85	4001	No
332	GOM_NL__2PRFIN20021205_151123_000000402011_00440_04001_2009.N1	05-DEC-2002 15:11:23	Bright	40.000	39	85Eta UMa	1.8540	24000.	80	4001	No
333	GOM_NL__2PRFIN20021205_151424_000000382011_00440_04001_2010.N1	05-DEC-2002 15:14:24	Bright	38.000	180	27Gam Boo	3.0400	8000.0	76	4001	No
334	GOM_NL__2PRFIN20021205_151728_000000392011_00440_04001_2011.N1	05-DEC-2002 15:17:28	Bright	38.500	83		2.3780	11000.	77	4001	No
335	GOM_NL__2PRFIN20021205_152001_000000372011_00440_04001_2012.N1	05-DEC-2002 15:20:01	Bright	37.000	3	16Alp Boo	-0.050000	4250.0	74	4001	No
336	GOM_NL__2PRFIN20021205_152426_000000872011_00440_04001_2013.N1	05-DEC-2002 15:24:26	Tw_i_and_stray	86.500	96	68Del Leo	2.5600	9300.0	173	4001	No
337	GOM_NL__2PRFIN20021205_152823_000000522011_00440_04001_2014.N1	05-DEC-2002 15:28:23	Bright	51.500	121	29Gam Vir	2.7400	7200.0	103	4001	No

338	GOM_NL__2PRFIN20021205_153316_000000502011_00440_04001_2015.N1	05-DEC-2002 15:33:16	Tw_i_and_stray	49.500	163	7Del Crv	2.9450	11000.	99	4001	No
339	GOM_NL__2PRFIN20021205_153450_000000502011_00440_04001_2016.N1	05-DEC-2002 15:34:50	Dark	50.000	106	9Bet Crv	2.6480	5600.0	100	4001	No
340	GOM_NL__2PRFIN20021205_153631_000000412011_00440_04001_2017.N1	05-DEC-2002 15:36:31	Dark	41.000	123	1ot Cen	2.7500	10200.	82	4001	No
341	GOM_NL__2PRFIN20021205_153831_000000392011_00440_04001_2018.N1	05-DEC-2002 15:38:31	Dark	39.000	95	Zet Cen	2.5450	26000.	78	4001	No
342	GOM_NL__2PRFIN20021205_154035_000000402011_00440_04001_2019.N1	05-DEC-2002 15:40:35	Dark	40.000	64	Gam Cen	2.2000	10600.	80	4001	No
343	GOM_NL__2PRFIN20021205_154240_000000532011_00440_04001_2020.N1	05-DEC-2002 15:42:40	Dark	53.000	26	Gam Cru	1.6240	2900.0	106	4001	No
344	GOM_NL__2PRFIN20021205_154402_000000472011_00441_04002_1984.N1	05-DEC-2002 15:44:02	Dark	46.500	12	Alp1Cru	0.77500	30000.	93	4002	No
345	GOM_NL__2PRFIN20021205_154937_000000452011_00441_04002_1985.N1	05-DEC-2002 15:49:37	Dark	44.500	29	Bet Car	1.6720	10200.	89	4002	No
346	GOM_NL__2PRFIN20021205_155143_000000472011_00441_04002_1986.N1	05-DEC-2002 15:51:43	Dark	46.500	41	Eps Car	1.8600	4100.0	93	4002	No
347	GOM_NL__2PRFIN20021205_155356_000000532011_00441_04002_1987.N1	05-DEC-2002 15:53:56	Dark	52.500	34	Gam2Vel	1.7930	23000.	105	4002	No
348	GOM_NL__2PRFIN20021205_155657_000000572011_00441_04002_1988.N1	05-DEC-2002 15:56:57	Dark	56.500	2	Alp Car	-0.73600	7000.0	113	4002	No
349	GOM_NL__2PRFIN20021205_155908_000000652011_00441_04002_1989.N1	05-DEC-2002 15:59:08	Dark	64.500	117	Pi Pup	2.7060	3800.0	129	4002	No
350	GOM_NL__2PRFIN20021205_160247_000000672011_00441_04002_1990.N1	05-DEC-2002 16:02:47	Dark	66.500	23	21Eps CMa	1.5020	26000.	133	4002	No
351	GOM_NL__2PRFIN20021205_160449_000000682011_00441_04002_1991.N1	05-DEC-2002 16:04:49	Straylight	67.500	179	24Omi2CMa	3.0320	24000.	135	4002	No
352	GOM_NL__2PRFIN20021205_160838_000000812011_00441_04002_1992.N1	05-DEC-2002 16:08:38	Straylight	81.000	1	9Alp CMa	-1.4400	11000.	162	4002	No
353	GOM_NL__2PRFIN20021205_161208_000000572011_00441_04002_1993.N1	05-DEC-2002 16:12:08	Straylight	57.000	7	19Bet Ori	0.10000	14000.	114	4002	No
354	GOM_NL__2PRFIN20021205_161452_000000602011_00441_04002_1994.N1	05-DEC-2002 16:14:52	Straylight	60.000	30	46Eps Ori	1.6940	30000.	120	4002	No
355	GOM_NL__2PRFIN20021205_161727_000000582011_00441_04002_1995.N1	05-DEC-2002 16:17:27	Tw_i_and_stray	57.500	27	24Gam Ori	1.6360	26000.	115	4002	No
356	GOM_NL__2PRFIN20021205_161952_000000592011_00441_04002_1996.N1	05-DEC-2002 16:19:52	Bright	59.000	13	87Alp Tau	0.86700	3800.0	118	4002	No
357	GOM_NL__2PRFIN20021205_162143_000000382011_00441_04002_1997.N1	05-DEC-2002 16:21:43	Bright	38.000	105	6Bet Ari	2.6450	8900.0	76	4002	No
358	GOM_NL__2PRFIN20021205_162359_000000392011_00441_04002_1998.N1	05-DEC-2002 16:23:59	Bright	39.000	150	44Zet Per	2.8900	28000.	78	4002	No
359	GOM_NL__2PRFIN20021205_162624_000000382011_00441_04002_1999.N1	05-DEC-2002 16:26:24	Bright	38.000	79	26Bet Per	2.3100	13100.	76	4002	No
360	GOM_NL__2PRFIN20021205_162826_000000382011_00441_04002_2000.N1	05-DEC-2002 16:28:26	Bright	38.000	175	39Del Per	3.0100	19400.	76	4002	No
361	GOM_NL__2PRFIN20021205_162954_000000382011_00441_04002_2001.N1	05-DEC-2002 16:29:54	Bright	38.000	160	23Gam Per	2.9300	4700.0	76	4002	No
362	GOM_NL__2PRFIN20021205_163233_000000362011_00441_04002_2002.N1	05-DEC-2002 16:32:33	Bright	35.500	110	37Del Cas	2.6780	8900.0	71	4002	No
363	GOM_NL__2PRFIN20021205_163354_000000392011_00441_04002_2003.N1	05-DEC-2002 16:33:54	Bright	39.000	74	11Bet Cas	2.2680	6600.0	78	4002	No
364	GOM_NL__2PRFIN20021205_164001_000000382011_00441_04002_2004.N1	05-DEC-2002 16:40:01	Bright	38.000	49	1Alp UMi	1.9900	6300.0	76	4002	No
365	GOM_NL__2PRFIN20021205_164442_000000402011_00441_04002_2005.N1	05-DEC-2002 16:44:42	Bright	40.000	60	7Bet UMi	2.0810	3950.0	80	4002	No
366	GOM_NL__2PRFIN20021205_164614_000000512011_00441_04002_2006.N1	05-DEC-2002 16:46:14	Bright	50.500	36	50Alp UMa	1.8000	6300.0	101	4002	No
367	GOM_NL__2PRFIN20021205_164750_000000472011_00441_04002_2007.N1	05-DEC-2002 16:47:50	Bright	46.500	82	48Bet UMa	2.3650	10600.	93	4002	No
368	GOM_NL__2PRFIN20021205_164946_000000392011_00441_04002_2008.N1	05-DEC-2002 16:49:46	Bright	39.000	32	77Eps UMa	1.7630	11000.	78	4002	No
369	GOM_NL__2PRFIN20021205_165159_000000392011_00441_04002_2009.N1	05-DEC-2002 16:51:59	Bright	39.000	39	85Eta UMa	1.8540	24000.	78	4002	No
370	GOM_NL__2PRFIN20021205_165500_000000372011_00441_04002_2010.N1	05-DEC-2002 16:55:00	Bright	36.500	180	27Gam Boo	3.0400	8000.0	73	4002	No
371	GOM_NL__2PRFIN20021205_165804_000000372011_00441_04002_2011.N1	05-DEC-2002 16:58:04	Bright	36.500	83		2.3780	11000.	73	4002	No
372	GOM_NL__2PRFIN20021205_170036_000000382011_00441_04002_2012.N1	05-DEC-2002 17:00:36	Bright	38.000	3	16Alp Boo	-0.050000	4250.0	76	4002	No
373	GOM_NL__2PRFIN20021205_170503_000000862011_00441_04002_2013.N1	05-DEC-2002 17:05:03	Tw_i_and_stray	86.000	96	68Del Leo	2.5600	9300.0	172	4002	No
374	GOM_NL__2PRFIN20021205_170900_000000502011_00441_04002_2014.N1	05-DEC-2002 17:09:00	Bright	50.000	121	29Gam Vir	2.7400	7200.0	100	4002	No
375	GOM_NL__2PRFIN20021205_171352_000000502011_00441_04002_2015.N1	05-DEC-2002 17:13:52	Tw_i_and_stray	49.500	163	7Del Crv	2.9450	11000.	99	4002	No
376	GOM_NL__2PRFIN20021205_171525_000000542011_00441_04002_2016.N1	05-DEC-2002 17:15:25	Dark	53.500	106	9Bet Crv	2.6480	5600.0	107	4002	No
377	GOM_NL__2PRFIN20021205_171707_000000422011_00441_04002_2017.N1	05-DEC-2002 17:17:07	Dark	42.000	123	1ot Cen	2.7500	10200.	84	4002	No
378	GOM_NL__2PRFIN20021205_171908_000000402011_00441_04002_2018.N1	05-DEC-2002 17:19:08	Dark	39.500	95	Zet Cen	2.5450	26000.	79	4002	No
379	GOM_NL__2PRFIN20021205_172111_000000442011_00441_04002_2019.N1	05-DEC-2002 17:21:11	Dark	44.000	64	Gam Cen	2.2000	10600.	88	4002	No
380	GOM_NL__2PRFIN20021205_172316_000000532011_00441_04002_2020.N1	05-DEC-2002 17:23:16	Dark	53.000	26	Gam Cru	1.6240	2900.0	106	4002	No
381	GOM_NL__2PRFIN20021205_172438_000000492011_00442_04003_1985.N1	05-DEC-2002 17:24:38	Dark	49.000	12	Alp1Cru	0.77500	30000.	98	4003	No
382	GOM_NL__2PRFIN20021205_173013_000000422011_00442_04003_1986.N1	05-DEC-2002 17:30:13	Dark	41.500	29	Bet Car	1.6720	10200.	83	4003	No
383	GOM_NL__2PRFIN20021205_173220_000000442011_00442_04003_1987.N1	05-DEC-2002 17:32:20	Dark	44.000	41	Eps Car	1.8600	4100.0	88	4003	No
384	GOM_NL__2PRFIN20021205_173435_000000532011_00442_04003_1988.N1	05-DEC-2002 17:34:35	Dark	52.500	34	Gam2Vel	1.7930	23000.	105	4003	No
385	GOM_NL__2PRFIN20021205_173734_000000522011_00442_04003_1989.N1	05-DEC-2002 17:37:34	Dark	52.000	2	Alp Car	-0.73600	7000.0	104	4003	No
386	GOM_NL__2PRFIN20021205_173945_000000602011_00442_04003_1990.N1	05-DEC-2002 17:39:45	Dark	59.500	117	Pi Pup	2.7060	3800.0	119	4003	No
387	GOM_NL__2PRFIN20021205_174322_000000722011_00442_04003_1991.N1	05-DEC-2002 17:43:22	Dark	71.500	23	21Eps CMa	1.5020	26000.	143	4003	No
388	GOM_NL__2PRFIN20021205_174526_000000712011_00442_04003_1992.N1	05-DEC-2002 17:45:26	Straylight	71.000	179	24Omi2CMa	3.0320	24000.	142	4003	No
389	GOM_NL__2PRFIN20021205_174914_000000842011_00442_04003_1993.N1	05-DEC-2002 17:49:14	Straylight	83.500	1	9Alp CMa	-1.4400	11000.	167	4003	No
390	GOM_NL__2PRFIN20021205_175242_000000592011_00442_04003_1994.N1	05-DEC-2002 17:52:42	Straylight	59.000	7	19Bet Ori	0.10000	14000.	118	4003	No
391	GOM_NL__2PRFIN20021205_175527_000000612011_00442_04003_1995.N1	05-DEC-2002 17:55:27	Straylight	60.500	30	46Eps Ori	1.6940	30000.	121	4003	No
392	GOM_NL__2PRFIN20021205_175802_000000582011_00442_04003_1996.N1	05-DEC-2002 17:58:02	Tw_i_and_stray	58.000	27	24Gam Ori	1.6360	26000.	116	4003	No
393	GOM_NL__2PRFIN20021205_180027_000000592011_00442_04003_1997.N1	05-DEC-2002 18:00:27	Bright	58.500	13	87Alp Tau	0.86700	3800.0	117	4003	No
394	GOM_NL__2PRFIN20021205_180220_000000402011_00442_04003_1998.N1	05-DEC-2002 18:02:20	Bright	39.500	105	6Bet Ari	2.6450	8900.0	79	4003	No
395	GOM_NL__2PRFIN20021205_180434_000000392011_00442_04003_1999.N1	05-DEC-2002 18:04:34	Bright	38.500	150	44Zet Per	2.8900	28000.	77	4003	No
396	GOM_NL__2PRFIN20021205_180659_000000392011_00442_04003_2000.N1	05-DEC-2002 18:06:59	Bright	38.500	79	26Bet Per	2.3100	13100.	77	4003	No

397	GOM_NL__2PRFIN20021205_180902_000000392011_00442_04003_2001.N1	05-DEC-2002 18:09:02	Bright	38.500	175	39Del Per	3.0100	19400.	77	4003	No
398	GOM_NL__2PRFIN20021205_181030_000000402011_00442_04003_2002.N1	05-DEC-2002 18:10:30	Bright	39.500	160	23Gam Per	2.9300	4700.0	79	4003	No
399	GOM_NL__2PRFIN20021205_181309_000000382011_00442_04003_2003.N1	05-DEC-2002 18:13:09	Bright	37.500	110	37Del Cas	2.6780	8900.0	75	4003	No
400	GOM_NL__2PRFIN20021205_181430_000000392011_00442_04003_2004.N1	05-DEC-2002 18:14:30	Bright	38.500	74	11Bet Cas	2.2680	6600.0	77	4003	No
401	GOM_NL__2PRFIN20021205_182036_000000382011_00442_04003_2005.N1	05-DEC-2002 18:20:36	Bright	37.500	49	1Alp UMi	1.9900	6300.0	75	4003	No
402	GOM_NL__2PRFIN20021205_182518_000000392011_00442_04003_2006.N1	05-DEC-2002 18:25:18	Bright	38.500	60	7Bet UMi	2.0810	3950.0	77	4003	No
403	GOM_NL__2PRFIN20021205_182651_000000502011_00442_04003_2007.N1	05-DEC-2002 18:26:51	Bright	49.500	36	50Alp UMa	1.8000	6300.0	99	4003	No
404	GOM_NL__2PRFIN20021205_182826_000000492011_00442_04003_2008.N1	05-DEC-2002 18:28:26	Bright	48.500	82	48Bet UMa	2.3650	10600.	97	4003	No
405	GOM_NL__2PRFIN20021205_183022_000000432011_00442_04003_2009.N1	05-DEC-2002 18:30:22	Bright	43.000	32	77Eps UMa	1.7630	11000.	86	4003	No
406	GOM_NL__2PRFIN20021205_183233_000000422011_00442_04003_2010.N1	05-DEC-2002 18:32:33	Bright	42.000	39	85Eta UMa	1.8540	24000.	84	4003	No
407	GOM_NL__2PRFIN20021205_183534_000000402011_00442_04003_2011.N1	05-DEC-2002 18:35:34	Bright	39.500	180	27Gam Boo	3.0400	8000.0	79	4003	No
408	GOM_NL__2PRFIN20021205_183839_000000382011_00442_04003_2012.N1	05-DEC-2002 18:38:39	Bright	37.500	83		2.3780	11000.	75	4003	No
409	GOM_NL__2PRFIN20021205_184111_000000422011_00442_04003_2013.N1	05-DEC-2002 18:41:11	Bright	41.500	3	16Alp Boo	-0.050000	4250.0	83	4003	No
410	GOM_NL__2PRFIN20021205_184540_000000882011_00442_04003_2014.N1	05-DEC-2002 18:45:40	Tw_i_and_stray	88.000	96	68Del Leo	2.5600	9300.0	176	4003	No
411	GOM_NL__2PRFIN20021205_184937_000000532011_00442_04003_2015.N1	05-DEC-2002 18:49:37	Bright	52.500	121	29Gam Vir	2.7400	7200.0	105	4003	No
412	GOM_NL__2PRFIN20021205_185429_000000482011_00442_04003_2016.N1	05-DEC-2002 18:54:29	Tw_i_and_stray	47.500	163	7Del Crv	2.9450	11000.	95	4003	No
413	GOM_NL__2PRFIN20021205_185601_000000512011_00442_04003_2017.N1	05-DEC-2002 18:56:01	Dark	51.000	106	9Bet Crv	2.6480	5600.0	102	4003	No
414	GOM_NL__2PRFIN20021205_185744_000000422011_00442_04003_2018.N1	05-DEC-2002 18:57:44	Dark	41.500	123	1ot Cen	2.7500	10200.	83	4003	No
415	GOM_NL__2PRFIN20021205_185943_000000392011_00442_04003_2019.N1	05-DEC-2002 18:59:43	Dark	38.500	95	Zet Cen	2.5450	26000.	77	4003	No
416	GOM_NL__2PRFIN20021205_190149_000000442011_00442_04003_2020.N1	05-DEC-2002 19:01:49	Dark	43.500	64	Gam Cen	2.2000	10600.	87	4003	No
417	GOM_NL__2PRFIN20021205_190352_000000472011_00442_04003_2021.N1	05-DEC-2002 19:03:52	Dark	47.000	26	Gam Cru	1.6240	2900.0	94	4003	No
418	GOM_NL__2PRFIN20021205_190515_000000492011_00443_04004_9690.N1	05-DEC-2002 19:05:15	Dark	48.500	12	Alp1Cru	0.77500	30000.	97	4004	No
419	GOM_NL__2PRFIN20021205_191050_000000412011_00443_04004_9691.N1	05-DEC-2002 19:10:50	Dark	40.500	29	Bet Car	1.6720	10200.	81	4004	No
420	GOM_NL__2PRFIN20021205_191256_000000562011_00443_04004_9692.N1	05-DEC-2002 19:12:56	Dark	56.000	41	Eps Car	1.8600	4100.0	112	4004	No
421	GOM_NL__2PRFIN20021205_191512_000000512011_00443_04004_9693.N1	05-DEC-2002 19:15:12	Dark	51.000	34	Gam2Vel	1.7930	23000.	102	4004	No
422	GOM_NL__2PRFIN20021205_191811_000000522011_00443_04004_9694.N1	05-DEC-2002 19:18:11	Dark	51.500	2	Alp Car	-0.73600	7000.0	103	4004	No
423	GOM_NL__2PRFIN20021205_192022_000000632011_00443_04004_9695.N1	05-DEC-2002 19:20:22	Dark	62.500	117	Pi Pup	2.7060	3800.0	125	4004	No
424	GOM_NL__2PRFIN20021205_192358_000000692011_00443_04004_9696.N1	05-DEC-2002 19:23:58	Dark	69.000	23	21Eps CMa	1.5020	26000.	138	4004	No
425	GOM_NL__2PRFIN20021205_192602_000000702011_00443_04004_9697.N1	05-DEC-2002 19:26:02	Straylight	70.000	179	24Omi2CMa	3.0320	24000.	140	4004	No
426	GOM_NL__2PRFIN20021205_192950_000000822011_00443_04004_9698.N1	05-DEC-2002 19:29:50	Straylight	81.500	1	9Alp CMa	-1.4400	11000.	163	4004	No
427	GOM_NL__2PRFIN20021205_193318_000000582011_00443_04004_9699.N1	05-DEC-2002 19:33:18	Straylight	57.500	7	19Bet Ori	0.10000	14000.	115	4004	No
428	GOM_NL__2PRFIN20021205_193604_000000582011_00443_04004_9700.N1	05-DEC-2002 19:36:04	Straylight	58.000	30	46Eps Ori	1.6940	30000.	116	4004	No
429	GOM_NL__2PRFIN20021205_193838_000000602011_00443_04004_9701.N1	05-DEC-2002 19:38:38	Tw_i_and_stray	60.000	27	24Gam Ori	1.6360	26000.	120	4004	No
430	GOM_NL__2PRFIN20021205_194103_000000532011_00443_04004_9702.N1	05-DEC-2002 19:41:03	Bright	53.000	13	87Alp Tau	0.86700	3800.0	106	4004	No
431	GOM_NL__2PRFIN20021205_194256_000000392011_00443_04004_9703.N1	05-DEC-2002 19:42:56	Bright	39.000	105	6Bet Ari	2.6450	8900.0	78	4004	No
432	GOM_NL__2PRFIN20021205_194510_000000392011_00443_04004_9704.N1	05-DEC-2002 19:45:10	Bright	38.500	150	44Zet Per	2.8900	28000.	77	4004	No
433	GOM_NL__2PRFIN20021205_194735_000000382011_00443_04004_9705.N1	05-DEC-2002 19:47:35	Bright	38.000	79	26Bet Per	2.3100	13100.	76	4004	No
434	GOM_NL__2PRFIN20021205_194938_000000372011_00443_04004_9706.N1	05-DEC-2002 19:49:38	Bright	36.500	175	39Del Per	3.0100	19400.	73	4004	No
435	GOM_NL__2PRFIN20021205_195106_000000382011_00443_04004_9707.N1	05-DEC-2002 19:51:06	Bright	37.500	160	23Gam Per	2.9300	4700.0	75	4004	No
436	GOM_NL__2PRFIN20021205_195345_000000372011_00443_04004_9708.N1	05-DEC-2002 19:53:45	Bright	36.500	110	37Del Cas	2.6780	8900.0	73	4004	No
437	GOM_NL__2PRFIN20021205_195507_000000392011_00443_04004_9709.N1	05-DEC-2002 19:55:07	Bright	39.000	74	11Bet Cas	2.2680	6600.0	78	4004	No
438	GOM_NL__2PRFIN20021205_200112_000000382011_00443_04004_9710.N1	05-DEC-2002 20:01:12	Bright	38.000	49	1Alp UMi	1.9900	6300.0	76	4004	No
439	GOM_NL__2PRFIN20021205_200553_000000412011_00443_04004_9711.N1	05-DEC-2002 20:05:53	Bright	40.500	60	7Bet UMi	2.0810	3950.0	81	4004	No
440	GOM_NL__2PRFIN20021205_200727_000000482011_00443_04004_9712.N1	05-DEC-2002 20:07:27	Bright	47.500	36	50Alp UMa	1.8000	6300.0	95	4004	No
441	GOM_NL__2PRFIN20021205_200902_000000492011_00443_04004_9713.N1	05-DEC-2002 20:09:02	Bright	48.500	82	48Bet UMa	2.3650	10600.	97	4004	No
442	GOM_NL__2PRFIN20021205_201056_000000452011_00443_04004_9714.N1	05-DEC-2002 20:10:56	Bright	45.000	32	77Eps UMa	1.7630	11000.	90	4004	No
443	GOM_NL__2PRFIN20021205_201309_000000442011_00443_04004_9715.N1	05-DEC-2002 20:13:09	Bright	43.500	39	85Eta UMa	1.8540	24000.	87	4004	No
444	GOM_NL__2PRFIN20021205_201612_000000392011_00443_04004_9716.N1	05-DEC-2002 20:16:12	Bright	38.500	180	27Gam Boo	3.0400	8000.0	77	4004	No
445	GOM_NL__2PRFIN20021205_201915_000000362011_00443_04004_9717.N1	05-DEC-2002 20:19:15	Bright	35.500	83		2.3780	11000.	71	4004	No
446	GOM_NL__2PRFIN20021205_202147_000000392011_00443_04004_9718.N1	05-DEC-2002 20:21:47	Bright	38.500	3	16Alp Boo	-0.050000	4250.0	77	4004	No
447	GOM_NL__2PRFIN20021205_202618_000000892011_00443_04004_9719.N1	05-DEC-2002 20:26:18	Tw_i_and_stray	88.500	96	68Del Leo	2.5600	9300.0	177	4004	No
448	GOM_NL__2PRFIN20021205_203013_000000532011_00443_04004_9720.N1	05-DEC-2002 20:30:13	Bright	53.000	121	29Gam Vir	2.7400	7200.0	106	4004	No
449	GOM_NL__2PRFIN20021205_203504_000000522011_00443_04004_9721.N1	05-DEC-2002 20:35:04	Tw_i_and_stray	51.500	163	7Del Crv	2.9450	11000.	103	4004	No
450	GOM_NL__2PRFIN20021205_203638_000000512011_00443_04004_9722.N1	05-DEC-2002 20:36:38	Dark	51.000	106	9Bet Crv	2.6480	5600.0	102	4004	No
451	GOM_NL__2PRFIN20021205_203820_000000442011_00443_04004_9723.N1	05-DEC-2002 20:38:20	Dark	43.500	123	1ot Cen	2.7500	10200.	87	4004	No
452	GOM_NL__2PRFIN20021205_204020_000000392011_00443_04004_9724.N1	05-DEC-2002 20:40:20	Dark	38.500	95	Zet Cen	2.5450	26000.	77	4004	No
453	GOM_NL__2PRFIN20021205_204225_000000442011_00443_04004_9725.N1	05-DEC-2002 20:42:25	Dark	43.500	64	Gam Cen	2.2000	10600.	87	4004	No
454	GOM_NL__2PRFIN20021205_204428_000000472011_00443_04004_9726.N1	05-DEC-2002 20:44:28	Dark	46.500	26	Gam Cru	1.6240	2900.0	93	4004	No
455	GOM_NL__2PRFIN20021205_204708_000000462011_00444_04005_9690.N1	05-DEC-2002 20:47:08	Dark	45.500	113	Mu Vel	2.6920	5000.0	91	4005	No

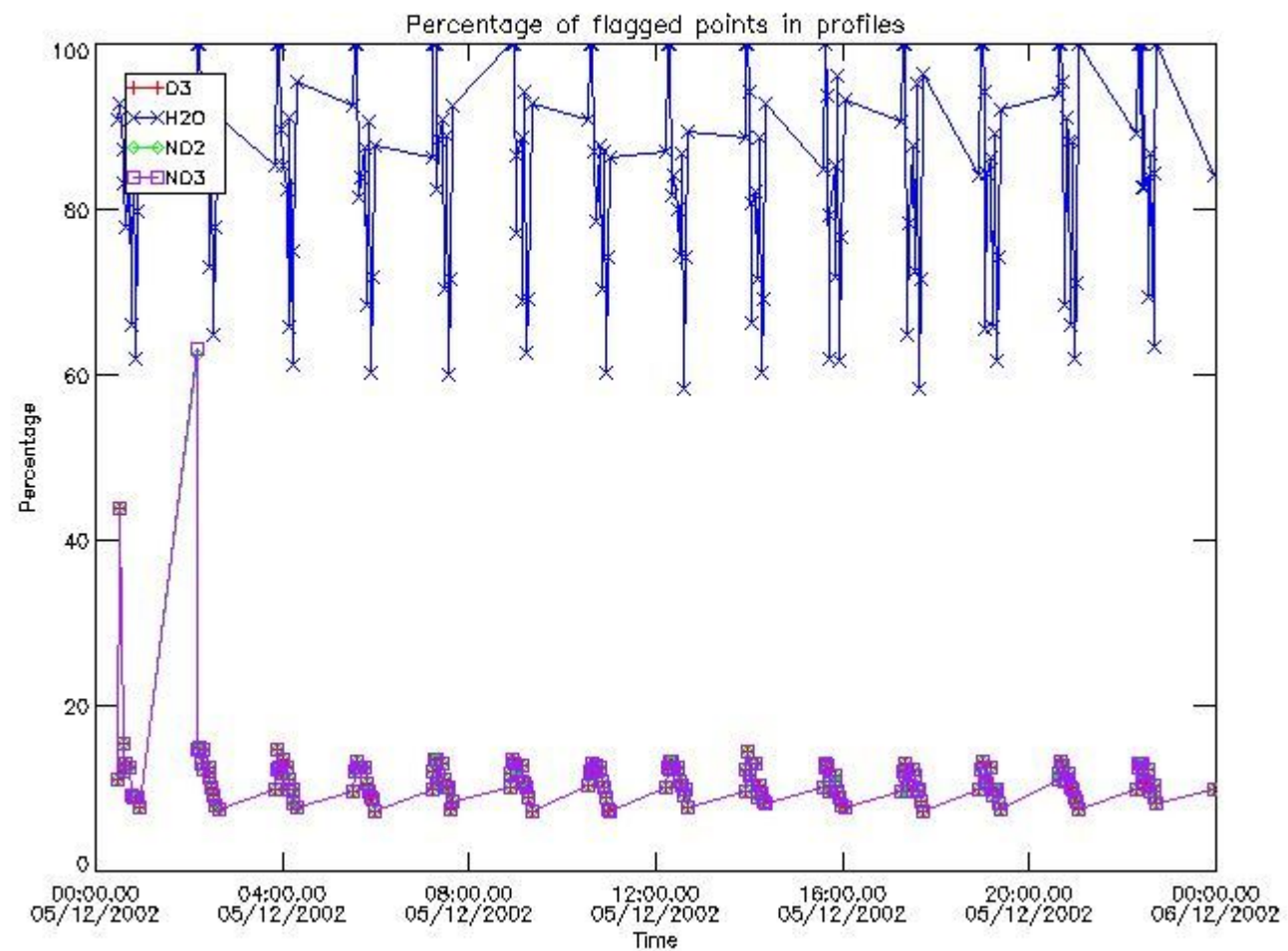
456	GOM_NL__2PRFIN20021205_205125_000000432011_00444_04005_9691.N1	05-DEC-2002 20:51:25	Dark	43.000	29	Bet Car	1.6720	10200.	86	4005	No
457	GOM_NL__2PRFIN20021205_205332_000000512011_00444_04005_9692.N1	05-DEC-2002 20:53:32	Dark	50.500	41	Eps Car	1.8600	4100.0	101	4005	No
458	GOM_NL__2PRFIN20021205_205548_000000522011_00444_04005_9693.N1	05-DEC-2002 20:55:48	Dark	51.500	34	Gam2Vel	1.7930	23000.	103	4005	No
459	GOM_NL__2PRFIN20021205_205845_000000572011_00444_04005_9694.N1	05-DEC-2002 20:58:45	Dark	57.000	2	Alp Car	-0.73600	7000.0	114	4005	No
460	GOM_NL__2PRFIN20021205_210058_000000662011_00444_04005_9695.N1	05-DEC-2002 21:00:58	Dark	66.000	117	Pi Pup	2.7060	3800.0	132	4005	No
461	GOM_NL__2PRFIN20021205_210327_000000682011_00444_04005_9696.N1	05-DEC-2002 21:03:27	Dark	68.000	88	31Eta CMa	2.4480	20000.	136	4005	No
462	GOM_NL__2PRFIN20021205_210520_000000752011_00444_04005_9697.N1	05-DEC-2002 21:05:20	Straylight	74.500	37	25Del CMa	1.8300	5900.0	149	4005	No
463	GOM_NL__2PRFIN20021205_211003_000000612011_00444_04005_9698.N1	05-DEC-2002 21:10:03	Straylight	61.000	47	2Bet CMa	1.9760	28000.	122	4005	No
464	GOM_NL__2PRFIN20021205_211330_000000592011_00444_04005_9699.N1	05-DEC-2002 21:13:30	Straylight	58.500	56	53Kap Ori	2.0650	30000.	117	4005	No
465	GOM_NL__2PRFIN20021205_211626_000000632011_00444_04005_9700.N1	05-DEC-2002 21:16:26	Straylight	63.000	33	50Zet Ori	1.7660	30000.	126	4005	No
466	GOM_NL__2PRFIN20021205_211911_000000582011_00444_04005_9701.N1	05-DEC-2002 21:19:11	Tw_i_and_stray	58.000	27	24Gam Ori	1.6360	26000.	116	4005	No
467	GOM_NL__2PRFIN20021205_212140_000000592011_00444_04005_9702.N1	05-DEC-2002 21:21:40	Bright	59.000	13	87Alp Tau	0.86700	3800.0	118	4005	No
468	GOM_NL__2PRFIN20021205_212400_000000392011_00444_04005_9703.N1	05-DEC-2002 21:24:00	Bright	39.000	50	13Alp Ari	2.0070	4250.0	78	4005	No
469	GOM_NL__2PRFIN20021205_212546_000000392011_00444_04005_9704.N1	05-DEC-2002 21:25:46	Bright	38.500	150	44Zet Per	2.8900	28000.	77	4005	No
470	GOM_NL__2PRFIN20021205_212812_000000382011_00444_04005_9705.N1	05-DEC-2002 21:28:12	Bright	38.000	79	26Bet Per	2.3100	13100.	76	4005	No
471	GOM_NL__2PRFIN20021205_213014_000000382011_00444_04005_9706.N1	05-DEC-2002 21:30:14	Bright	38.000	175	39Del Per	3.0100	19400.	76	4005	No
472	GOM_NL__2PRFIN20021205_213143_000000382011_00444_04005_9707.N1	05-DEC-2002 21:31:43	Bright	37.500	160	23Gam Per	2.9300	4700.0	75	4005	No
473	GOM_NL__2PRFIN20021205_213421_000000362011_00444_04005_9708.N1	05-DEC-2002 21:34:21	Bright	36.000	110	37Del Cas	2.6780	8900.0	72	4005	No
474	GOM_NL__2PRFIN20021205_213543_000000382011_00444_04005_9709.N1	05-DEC-2002 21:35:43	Bright	38.000	74	11Bet Cas	2.2680	6600.0	76	4005	No
475	GOM_NL__2PRFIN20021205_214148_000000392011_00444_04005_9710.N1	05-DEC-2002 21:41:48	Bright	38.500	49	1Alp UMi	1.9900	6300.0	77	4005	No
476	GOM_NL__2PRFIN20021205_214631_000000392011_00444_04005_9711.N1	05-DEC-2002 21:46:31	Bright	39.000	60	7Bet UMi	2.0810	3950.0	78	4005	No
477	GOM_NL__2PRFIN20021205_214801_000000502011_00444_04005_9712.N1	05-DEC-2002 21:48:01	Bright	49.500	36	50Alp UMa	1.8000	6300.0	99	4005	No
478	GOM_NL__2PRFIN20021205_214935_000000512011_00444_04005_9713.N1	05-DEC-2002 21:49:35	Bright	51.000	82	48Bet UMa	2.3650	10600.	102	4005	No
479	GOM_NL__2PRFIN20021205_215134_000000412011_00444_04005_9714.N1	05-DEC-2002 21:51:34	Bright	41.000	32	77Eps UMa	1.7630	11000.	82	4005	No
480	GOM_NL__2PRFIN20021205_215347_000000382011_00444_04005_9715.N1	05-DEC-2002 21:53:47	Bright	38.000	39	85Eta UMa	1.8540	24000.	76	4005	No
481	GOM_NL__2PRFIN20021205_215646_000000402011_00444_04005_9716.N1	05-DEC-2002 21:56:46	Bright	39.500	180	27Gam Boo	3.0400	8000.0	79	4005	No
482	GOM_NL__2PRFIN20021205_215952_000000362011_00444_04005_9717.N1	05-DEC-2002 21:59:52	Bright	36.000	83		2.3780	11000.	72	4005	No
483	GOM_NL__2PRFIN20021205_220256_000000392011_00444_04005_9718.N1	05-DEC-2002 22:02:56	Bright	39.000	111	8Eta Boo	2.6800	6000.0	78	4005	No
484	GOM_NL__2PRFIN20021205_220654_000000952011_00444_04005_9719.N1	05-DEC-2002 22:06:54	Tw_i_and_stray	95.000	96	68Del Leo	2.5600	9300.0	190	4005	No
485	GOM_NL__2PRFIN20021205_221050_000000552011_00444_04005_9720.N1	05-DEC-2002 22:10:50	Bright	55.000	121	29Gam Vir	2.7400	7200.0	110	4005	No
486	GOM_NL__2PRFIN20021205_221543_000000482011_00444_04005_9721.N1	05-DEC-2002 22:15:43	Tw_i_and_stray	47.500	163	7Del Crv	2.9450	11000.	95	4005	No
487	GOM_NL__2PRFIN20021205_221715_000000512011_00444_04005_9722.N1	05-DEC-2002 22:17:15	Dark	51.000	106	9Bet Crv	2.6480	5600.0	102	4005	No
488	GOM_NL__2PRFIN20021205_221857_000000412011_00444_04005_9723.N1	05-DEC-2002 22:18:57	Dark	40.500	123	1ot Cen	2.7500	10200.	81	4005	No
489	GOM_NL__2PRFIN20021205_222056_000000392011_00444_04005_9724.N1	05-DEC-2002 22:20:56	Dark	39.000	95	Zet Cen	2.5450	26000.	78	4005	No
490	GOM_NL__2PRFIN20021205_222247_000000402011_00444_04005_9725.N1	05-DEC-2002 22:22:47	Dark	39.500	77	Eps Cen	2.3030	28000.	79	4005	No
491	GOM_NL__2PRFIN20021205_222412_000000442011_00444_04005_9726.N1	05-DEC-2002 22:24:12	Dark	43.500	4	Alp1Cen	-0.010000	5800.0	87	4005	No
492	GOM_NL__2PRFIN20021205_222550_000000402011_00445_04006_1983.N1	05-DEC-2002 22:25:50	Dark	39.500	129	Del Cru	2.7930	26000.	79	4006	No
493	GOM_NL__2PRFIN20021205_222744_000000472011_00445_04006_1984.N1	05-DEC-2002 22:27:44	Dark	46.500	113	Mu Vel	2.6920	5000.0	93	4006	No
494	GOM_NL__2PRFIN20021205_223201_000000422011_00445_04006_1985.N1	05-DEC-2002 22:32:01	Dark	41.500	29	Bet Car	1.6720	10200.	83	4006	No
495	GOM_NL__2PRFIN20021205_223409_000000482011_00445_04006_1986.N1	05-DEC-2002 22:34:09	Dark	48.000	41	Eps Car	1.8600	4100.0	96	4006	No
496	GOM_NL__2PRFIN20021205_223623_000000532011_00445_04006_1987.N1	05-DEC-2002 22:36:23	Dark	53.000	34	Gam2Vel	1.7930	23000.	106	4006	No
497	GOM_NL__2PRFIN20021205_223923_000000502011_00445_04006_1988.N1	05-DEC-2002 22:39:23	Dark	49.500	2	Alp Car	-0.73600	7000.0	99	4006	No
498	GOM_NL__2PRFIN20021205_224135_000000582011_00445_04006_1989.N1	05-DEC-2002 22:41:35	Dark	57.500	117	Pi Pup	2.7060	3800.0	115	4006	No
499	GOM_NL__2PRFIN20021205_224404_000000632011_00445_04006_1990.N1	05-DEC-2002 22:44:04	Dark	62.500	88	31Eta CMa	2.4480	20000.	125	4006	No
500	GOM_NL__2PRFIN20021205_224556_000000742011_00445_04006_1991.N1	05-DEC-2002 22:45:56	Straylight	73.500	37	25Del CMa	1.8300	5900.0	147	4006	No
501	GOM_NL__2PRFIN20021205_225038_000000552011_00445_04006_1992.N1	05-DEC-2002 22:50:38	Straylight	54.500	47	2Bet CMa	1.9760	28000.	109	4006	No
502	GOM_NL__2PRFIN20021205_225406_000000562011_00445_04006_1993.N1	05-DEC-2002 22:54:06	Straylight	55.500	56	53Kap Ori	2.0650	30000.	111	4006	No
503	GOM_NL__2PRFIN20021205_225702_000000592011_00445_04006_1994.N1	05-DEC-2002 22:57:02	Straylight	58.500	33	50Zet Ori	1.7660	30000.	117	4006	No
504	GOM_NL__2PRFIN20021205_225947_000000622011_00445_04006_1995.N1	05-DEC-2002 22:59:47	Tw_i_and_stray	62.000	27	24Gam Ori	1.6360	26000.	124	4006	No
505	GOM_NL__2PRFIN20021205_230215_000000512011_00445_04006_1996.N1	05-DEC-2002 23:02:15	Bright	50.500	13	87Alp Tau	0.86700	3800.0	101	4006	No
506	GOM_NL__2PRFIN20021205_230436_000000392011_00445_04006_1997.N1	05-DEC-2002 23:04:36	Bright	39.000	50	13Alp Ari	2.0070	4250.0	78	4006	No
507	GOM_NL__2PRFIN20021205_230621_000000392011_00445_04006_1998.N1	05-DEC-2002 23:06:21	Bright	39.000	150	44Zet Per	2.8900	28000.	78	4006	No
508	GOM_NL__2PRFIN20021205_230848_000000382011_00445_04006_1999.N1	05-DEC-2002 23:08:48	Bright	37.500	79	26Bet Per	2.3100	13100.	75	4006	No
509	GOM_NL__2PRFIN20021205_231050_000000382011_00445_04006_2000.N1	05-DEC-2002 23:10:50	Bright	38.000	175	39Del Per	3.0100	19400.	76	4006	No
510	GOM_NL__2PRFIN20021205_231219_000000382011_00445_04006_2001.N1	05-DEC-2002 23:12:19	Bright	37.500	160	23Gam Per	2.9300	4700.0	75	4006	No
511	GOM_NL__2PRFIN20021205_231457_000000372011_00445_04006_2002.N1	05-DEC-2002 23:14:57	Bright	36.500	110	37Del Cas	2.6780	8900.0	73	4006	No
512	GOM_NL__2PRFIN20021205_231619_000000382011_00445_04006_2003.N1	05-DEC-2002 23:16:19	Bright	38.000	74	11Bet Cas	2.2680	6600.0	76	4006	No
513	GOM_NL__2PRFIN20021205_232224_000000392011_00445_04006_2004.N1	05-DEC-2002 23:22:24	Bright	38.500	49	1Alp UMi	1.9900	6300.0	77	4006	No
514	GOM_NL__2PRFIN20021205_232704_000000412011_00445_04006_2005.N1	05-DEC-2002 23:27:04	Bright	41.000	60	7Bet UMi	2.0810	3950.0	82	4006	No

515	GOM_NL__2PRFIN20021205_232836_000000512011_00445_04006_2006.N1	05-DEC-2002 23:28:36	Bright	51.000	36	50Alp UMa	1.8000	6300.0	102	4006	No
516	GOM_NL__2PRFIN20021205_233012_000000492011_00445_04006_2007.N1	05-DEC-2002 23:30:12	Bright	49.000	82	48Bet UMa	2.3650	10600.	98	4006	No
517	GOM_NL__2PRFIN20021205_233209_000000452011_00445_04006_2008.N1	05-DEC-2002 23:32:09	Bright	44.500	32	77Eps UMa	1.7630	11000.	89	4006	No
518	GOM_NL__2PRFIN20021205_233422_000000412011_00445_04006_2009.N1	05-DEC-2002 23:34:22	Bright	40.500	39	85Eta UMa	1.8540	24000.	81	4006	No
519	GOM_NL__2PRFIN20021205_233724_000000382011_00445_04006_2010.N1	05-DEC-2002 23:37:24	Bright	37.500	180	27Gam Boo	3.0400	8000.0	75	4006	No
520	GOM_NL__2PRFIN20021205_234027_000000382011_00445_04006_2011.N1	05-DEC-2002 23:40:27	Bright	37.500	83		2.3780	11000.	75	4006	No
521	GOM_NL__2PRFIN20021205_234330_000000422011_00445_04006_2012.N1	05-DEC-2002 23:43:30	Bright	41.500	111	8Eta Boo	2.6800	6000.0	83	4006	No
522	GOM_NL__2PRFIN20021205_234731_000000932011_00445_04006_2013.N1	05-DEC-2002 23:47:31	Twilight_stray	93.000	96	68Del Leo	2.5600	9300.0	186	4006	No
523	GOM_NL__2PRFIN20021205_235127_000000522011_00445_04006_2014.N1	05-DEC-2002 23:51:27	Bright	51.500	121	29Gam Vir	2.7400	7200.0	103	4006	No
524	GOM_NL__2PRFIN20021205_235617_000000502011_00445_04006_2015.N1	05-DEC-2002 23:56:17	Twilight_stray	50.000	163	7Del Crv	2.9450	11000.	100	4006	No
525	GOM_NL__2PRFIN20021205_235753_000000512011_00445_04006_2016.N1	05-DEC-2002 23:57:53	Dark	51.000	106	9Bet Crv	2.6480	5600.0	102	4006	No

3. Quality information per product


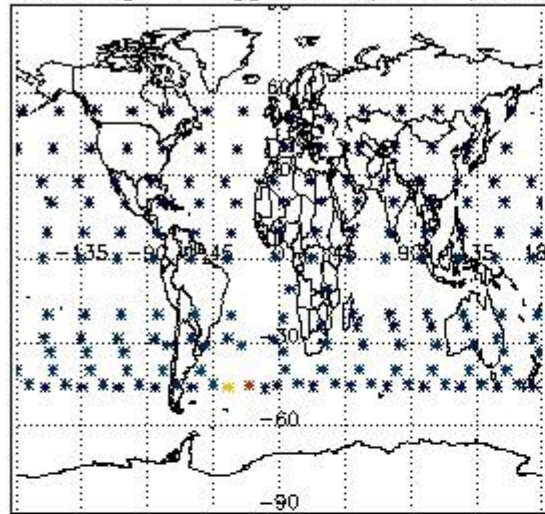
In this section it is plotted some information contained in the Quality Summary data set of the level 2 products. Only products in dark limb conditions and without errors (error flag in the MPH set to "0") are used.

3.1 Plot quality information per product (time dependant)

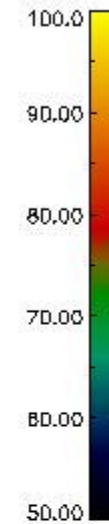
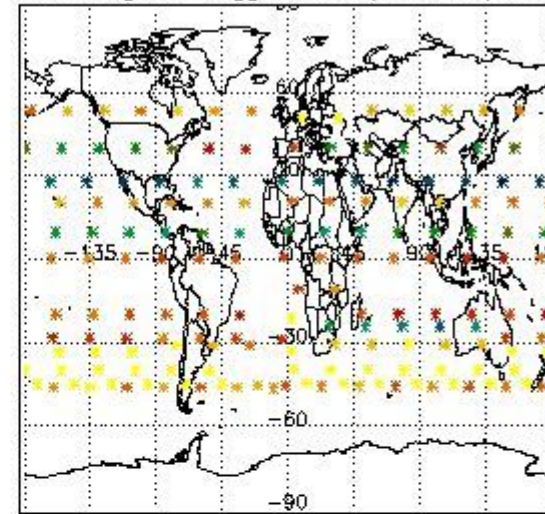


3.2 Plot quality information per product (world map)


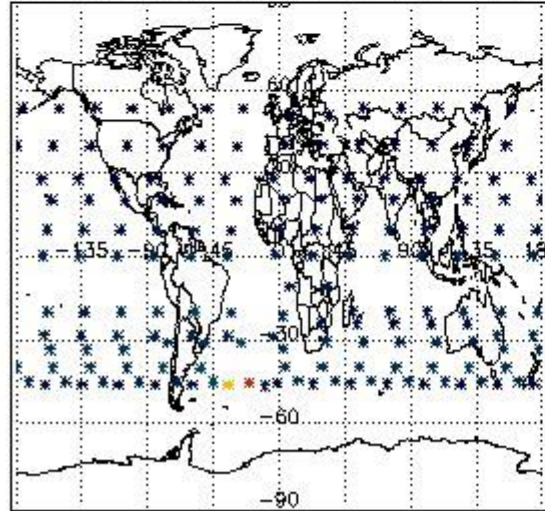
Percentage of flagged data per O3 profile



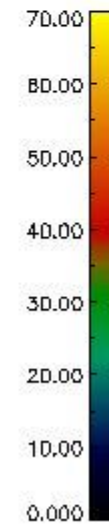
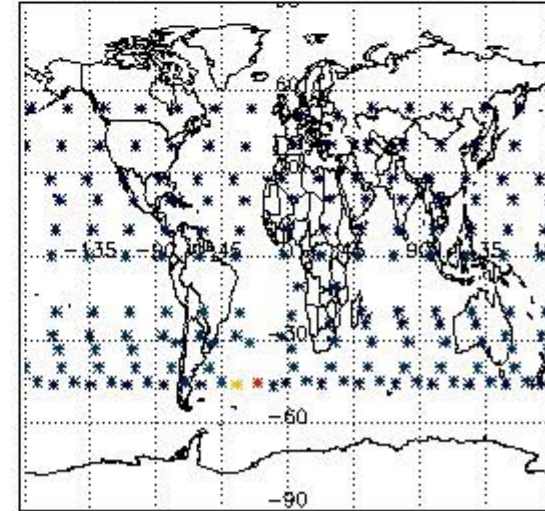
Percentage of flagged data per H2O profile



Percentage of flagged data per NO2 profile



Percentage of flagged data per NO3 profile

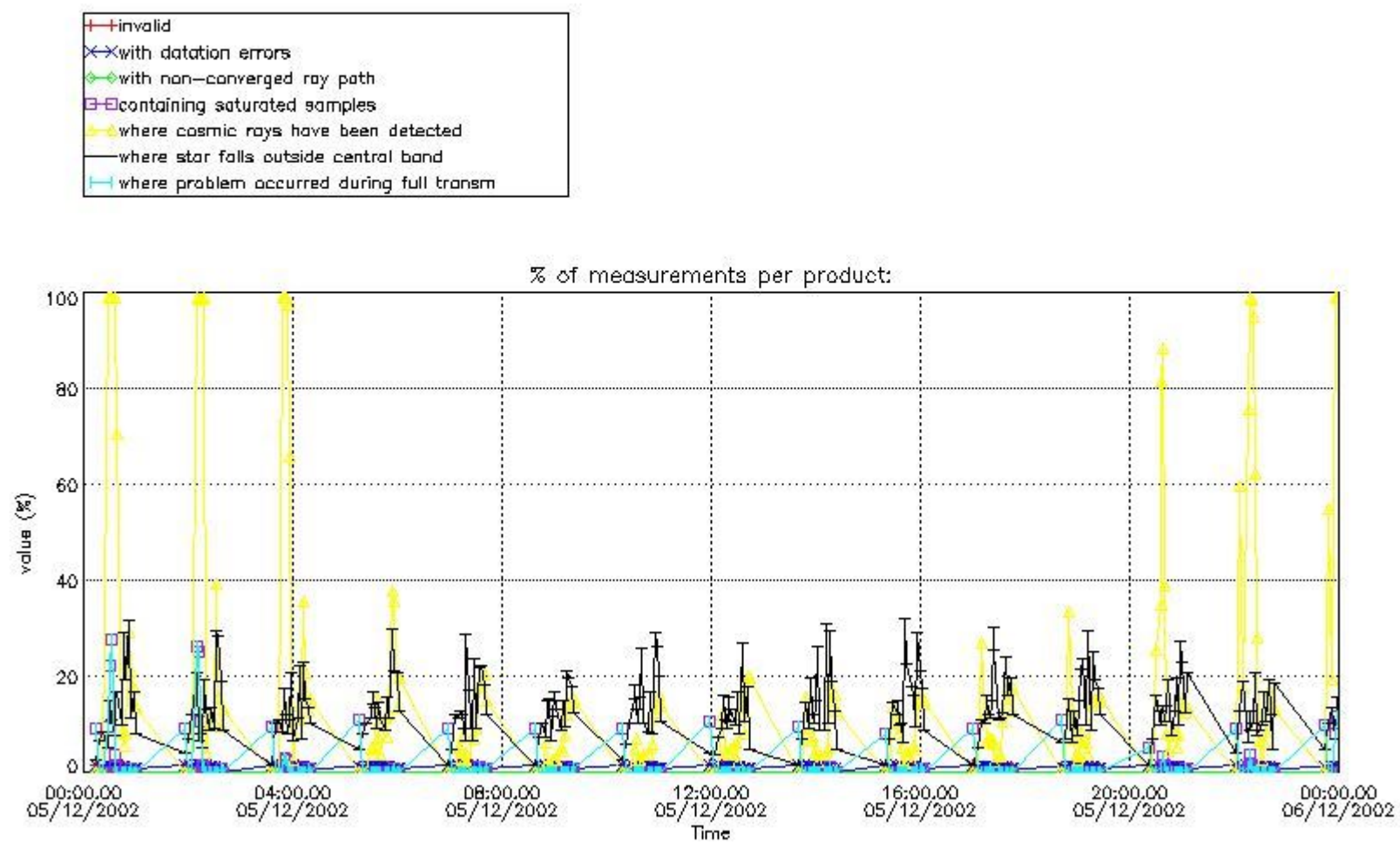


4. Level 1 quality information per product

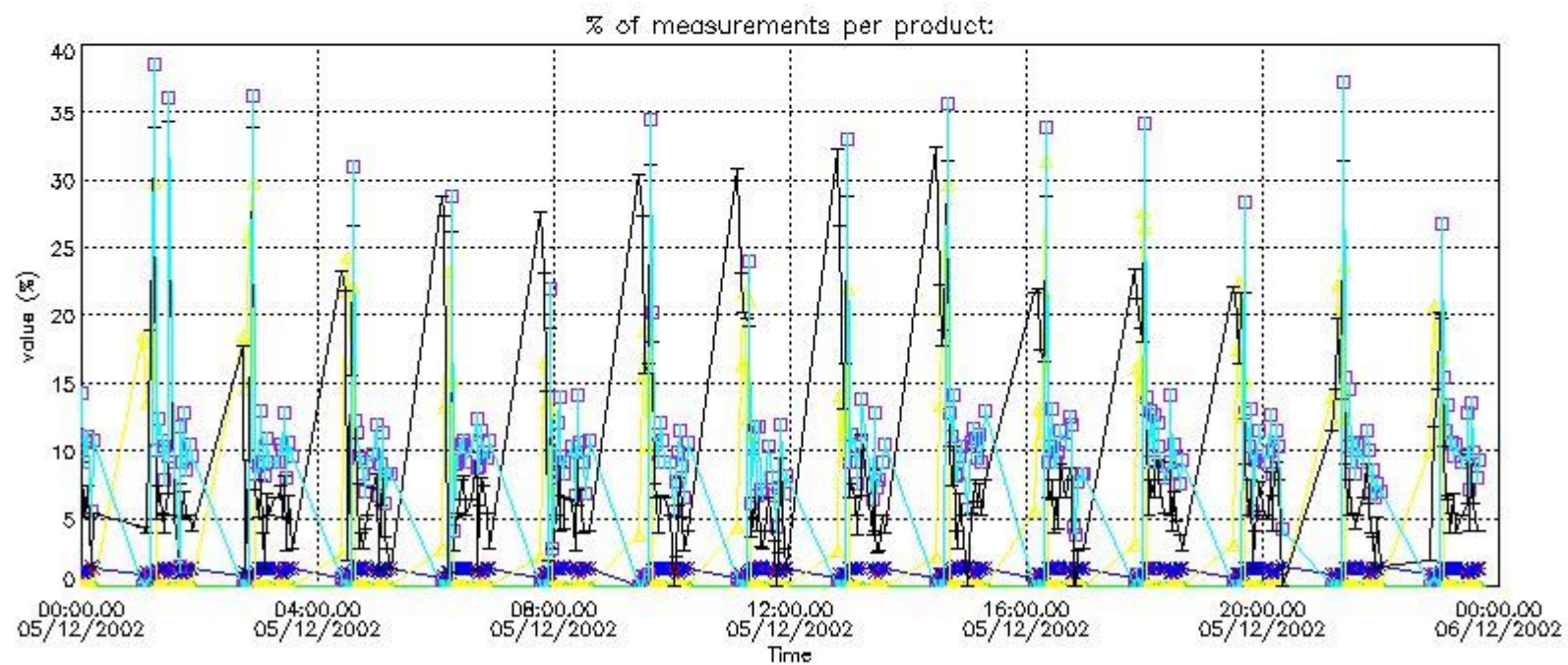
In this section it is plotted some information contained in the Quality Summary data set of the level 2 products that comes from the level 1b processing. Products without errors (error flag in the MPH set to "0") are used.

4.1 Plot quality information per product (time dependant) coming from level 1b processing

4.1.1 Plot level 1 quality information per product (time dependant): ENVISAT ASCENDING passes

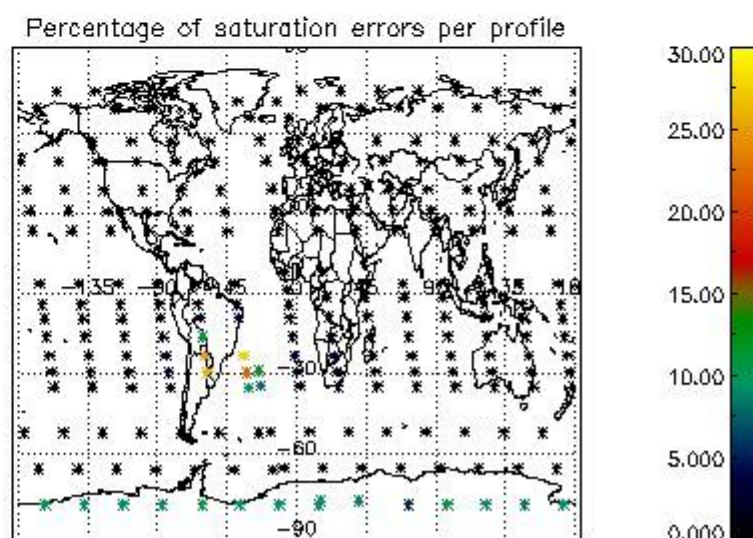
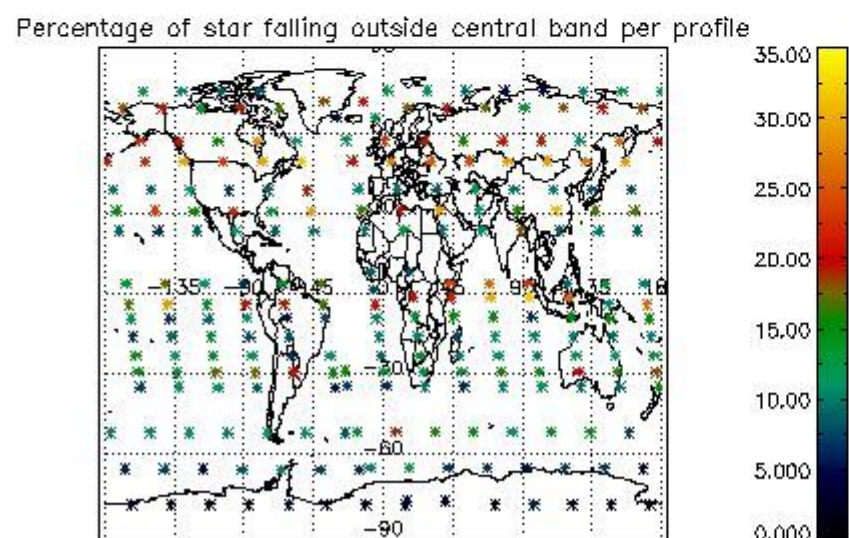
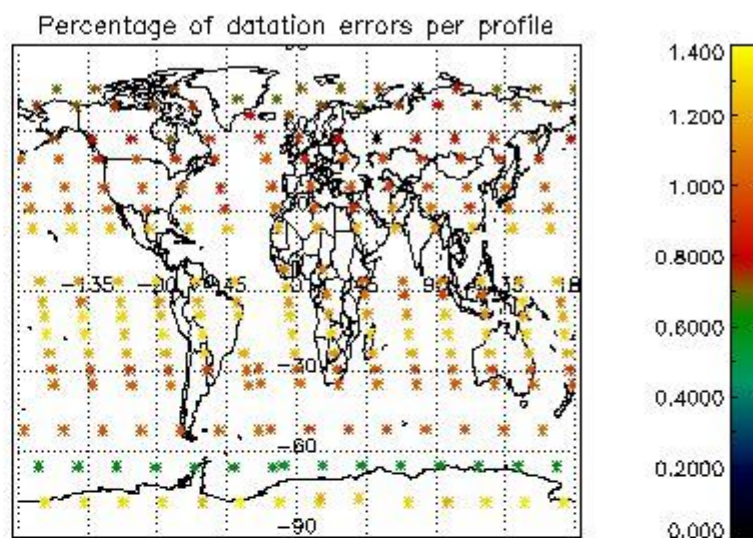
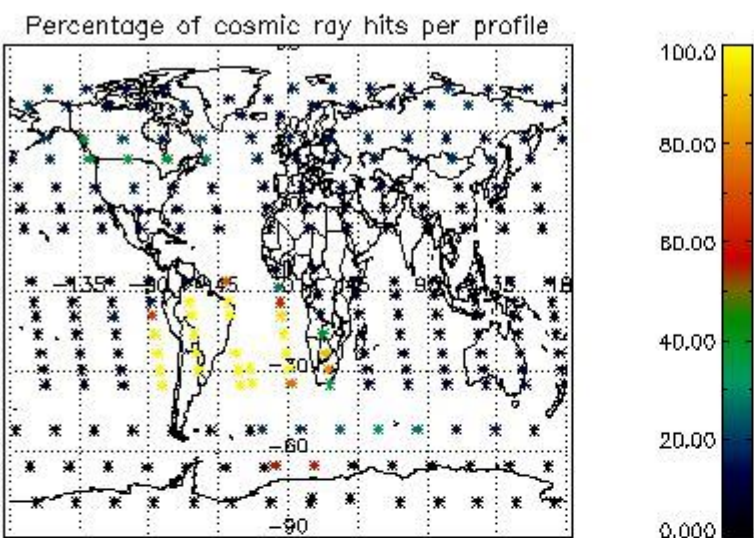


4.1.2 Plot level 1 quality information per product (time dependant): ENVI SAT DESCENDING passes

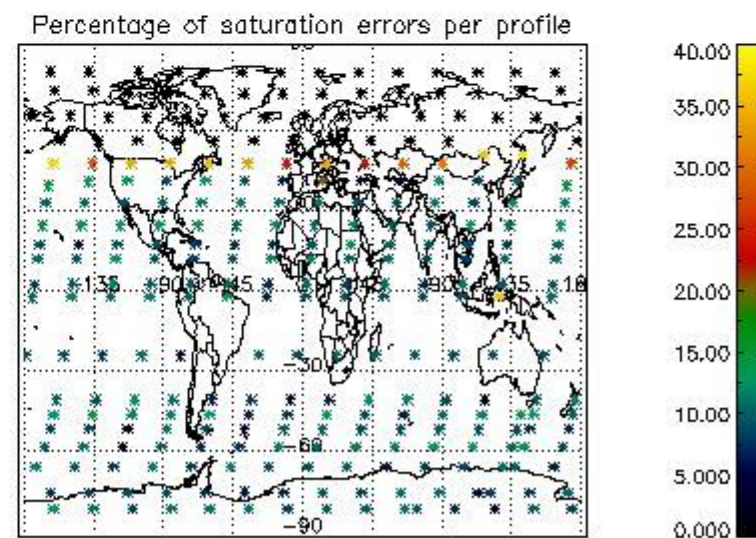
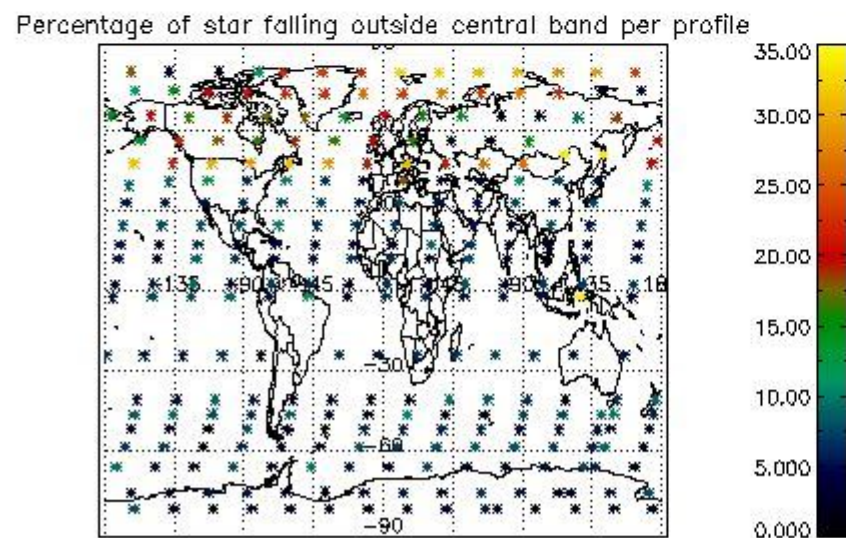
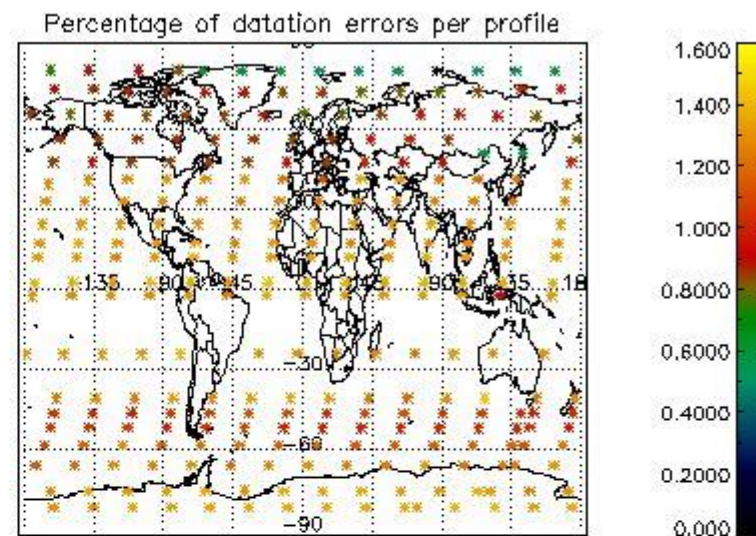
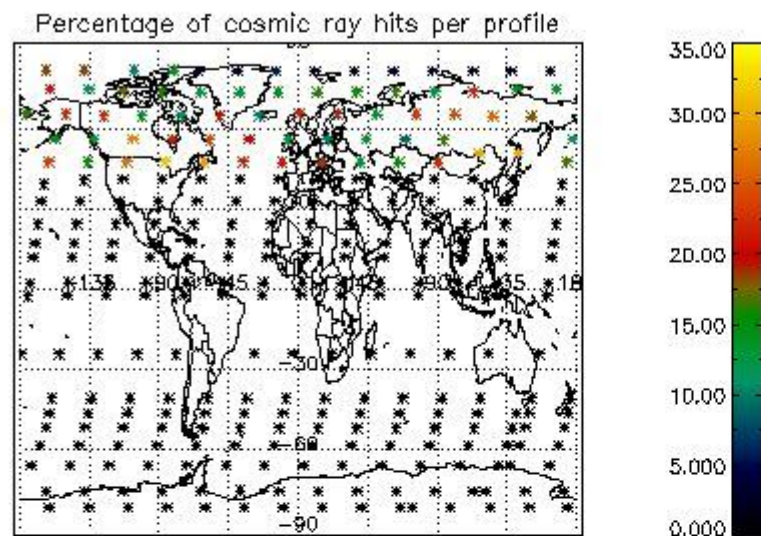


4.2 Plot quality information per product coming from level 1b processing (world map)

4.2.1 Plot level 1 quality information per product (world map): ENVI SAT ASCENDING passes



4.2.2 Plot level 1 quality information per product (world map): ENVISAT DESCENDING passes



5. Trace gas profiles

5.1 Ozone statistics based on quality of products

The final quality of the products can be "measured" using the STD (Standard Deviation) attached to every point profile. This information is written to the parameter GOM_NL__2P/NL_LOCAL_SPECIES_DENSITY/o3_std of the level 2 products. The table below shows the statistics for given STD ranges.

The statistics are given with respect to the overall valid production:

- Products without fatal errors: GOM_NL__2P/MPH/PRODUCT_ERR=0
- Valid point profile: GOM_NL__2P/NL_LOCAL_SPECIES_DENSITY/pcd(0)=0

The 'Criteria' is applied to valid points of dark limb products:

- Products in dark limb illumination condition: GOM_NL__2P/NL_SUMMARY_QUALITY/obs_ill_cond=0
- Products without fatal errors: GOM_NL__2P/MPH/PRODUCT_ERR=0
- Valid point profile: GOM_NL__2P/NL_LOCAL_SPECIES_DENSITY/pcd(0)=0

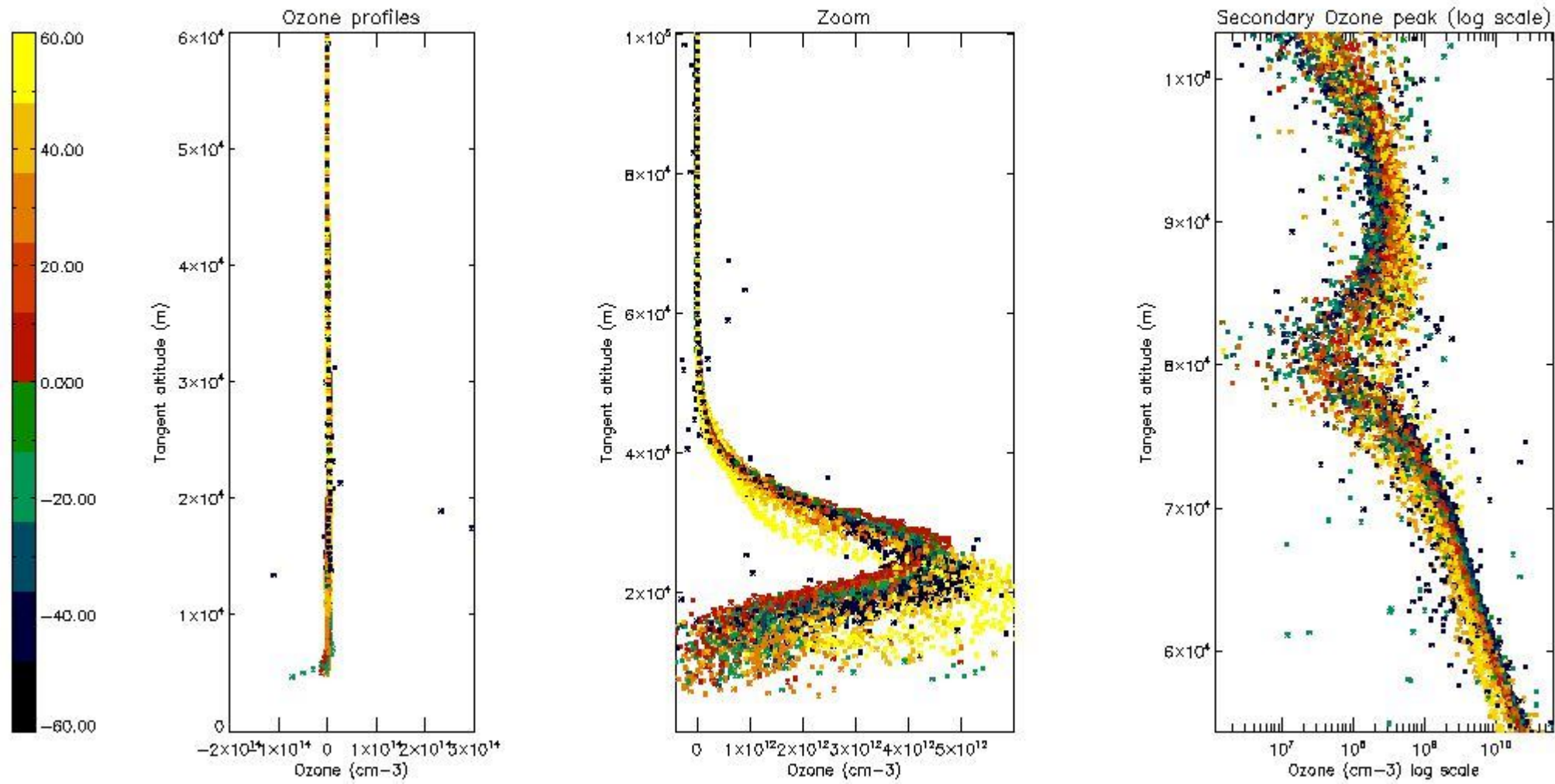
So, the table below shows the percentage of dark limb and valid observations for each criteria with respect to the overall valid daily observations.

Criteria	% of total production
All STD	33
STD < 20	20

STD < 10	17
STD < 5	12

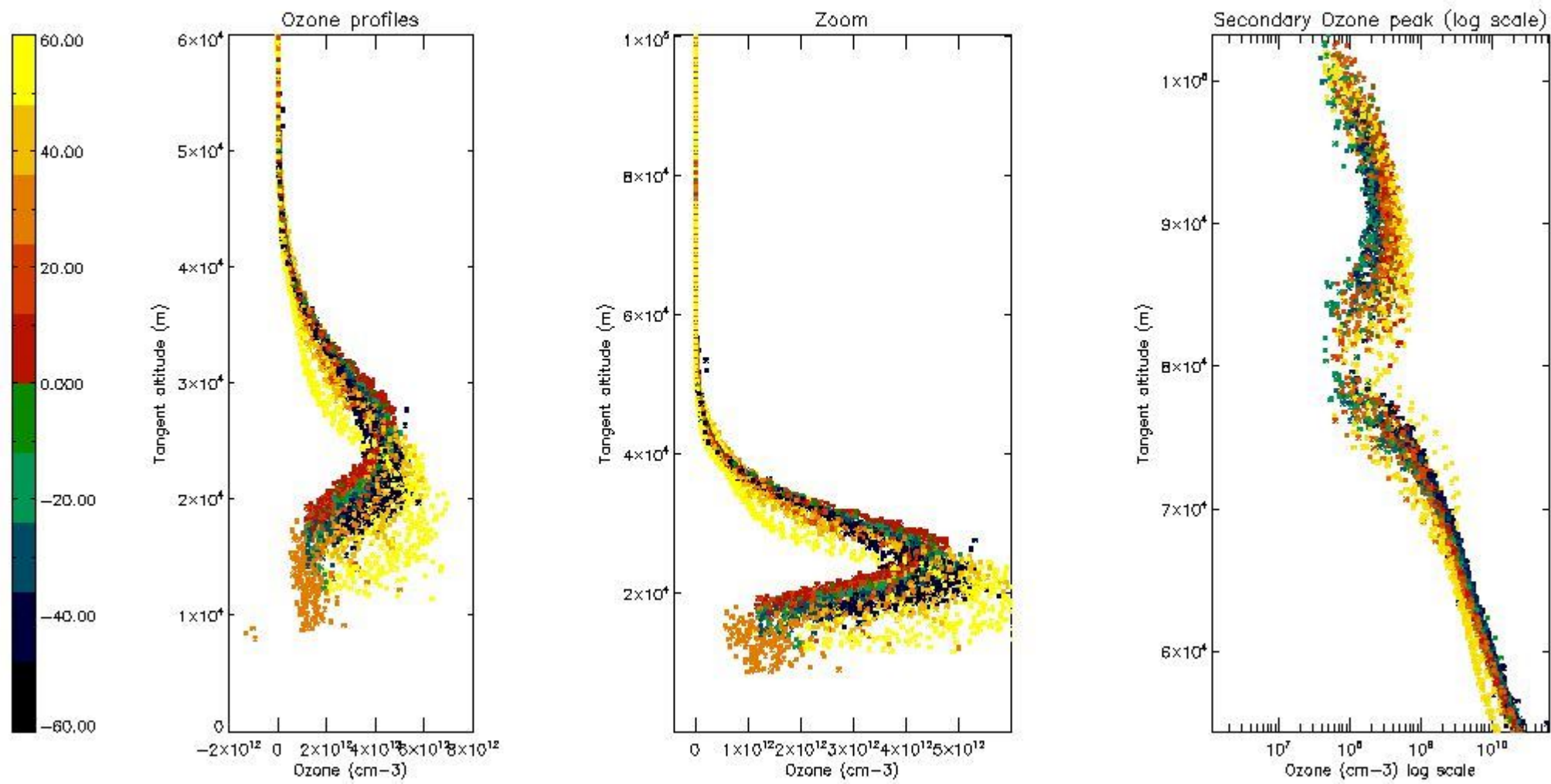
5.2 Plot ozone profiles for all STD (dark without errors)

The colorbar represents the latitude.



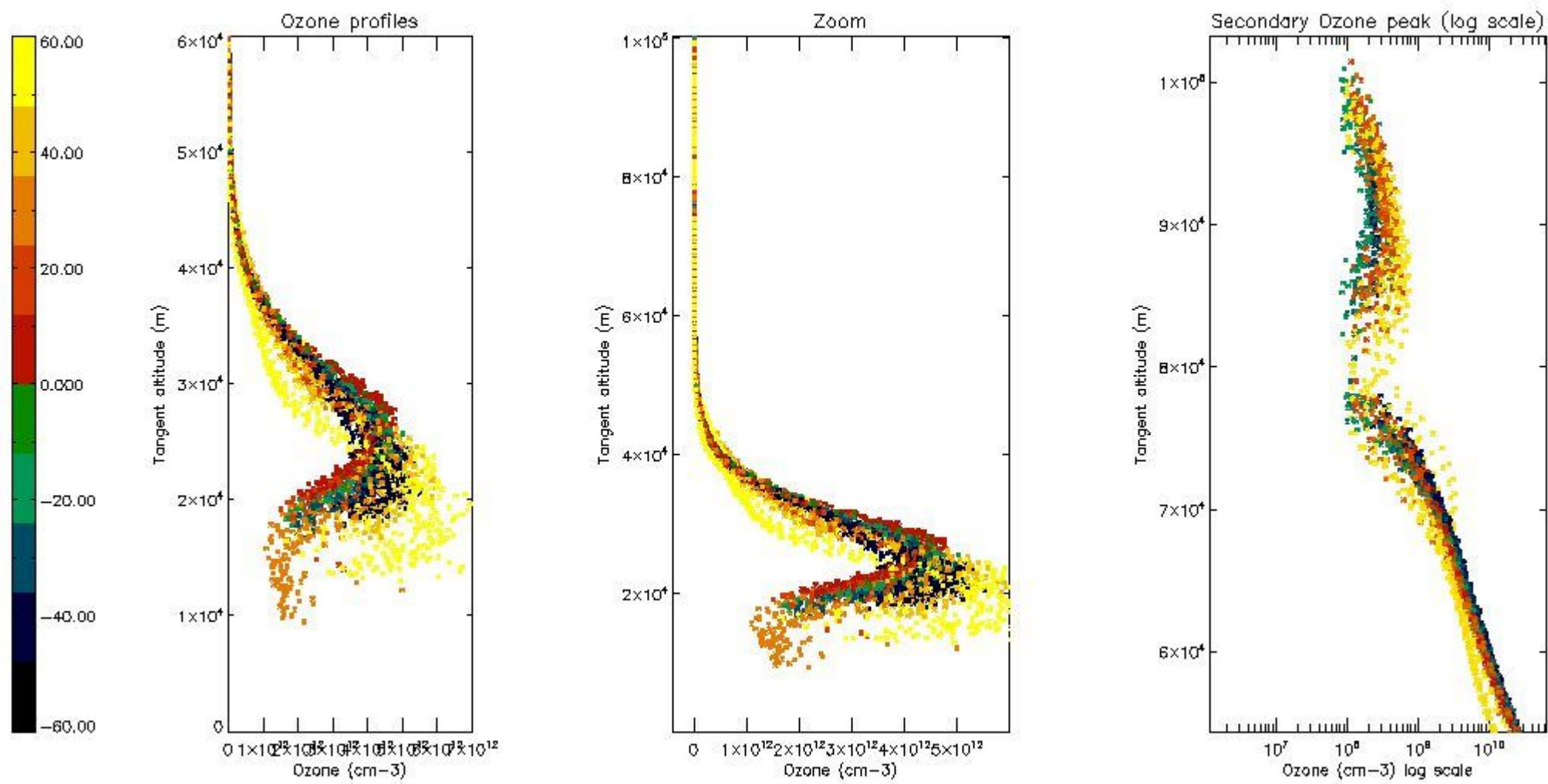
5.3 Plot ozone profiles where STD < 20% (dark without errors)

The colorbar represents the latitude.



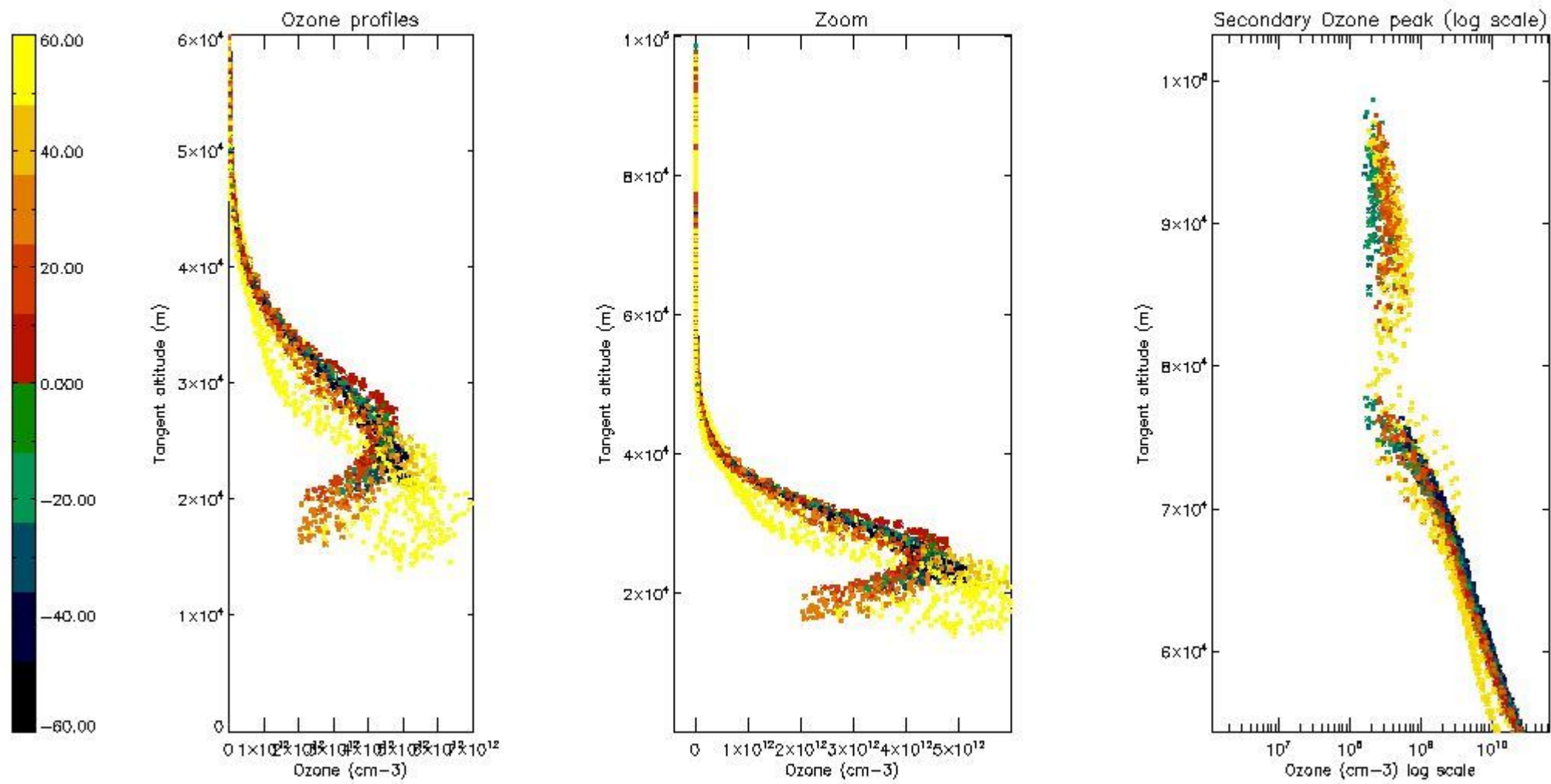
5.4 Plot ozone profiles where STD < 10% (dark without errors)

The colorbar represents the latitude.



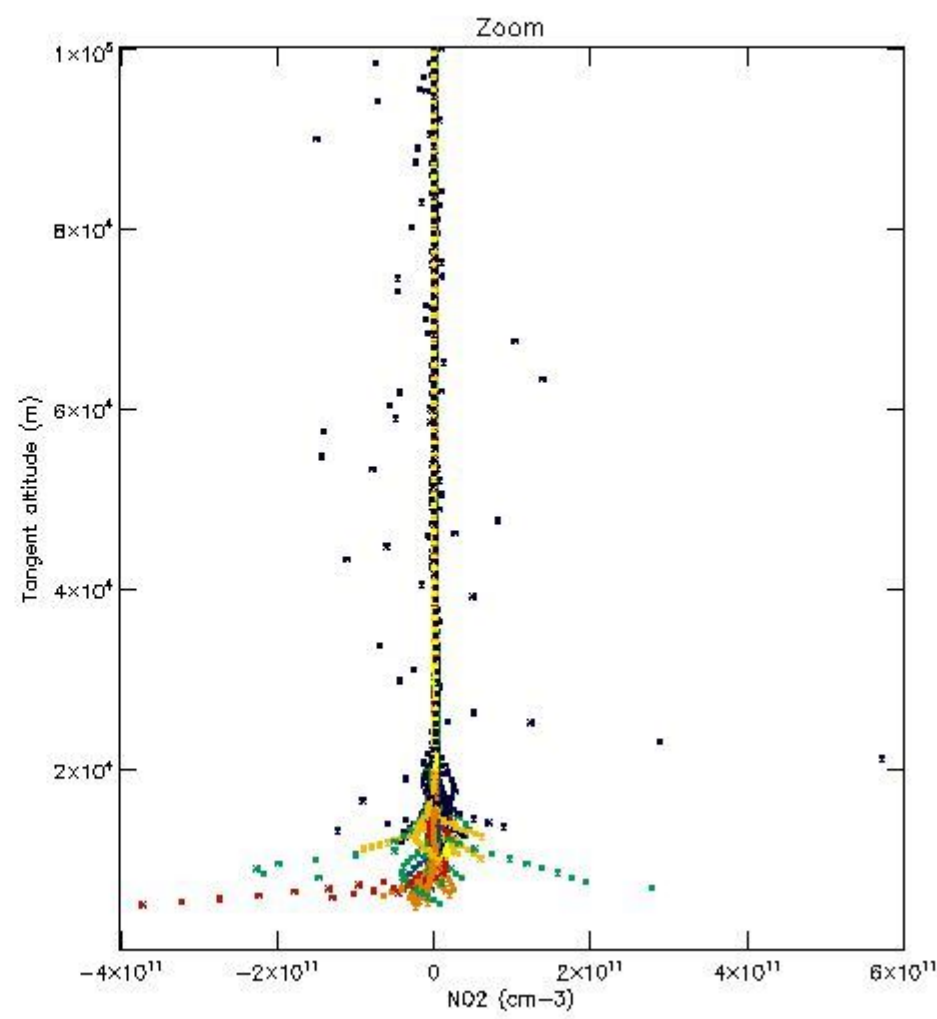
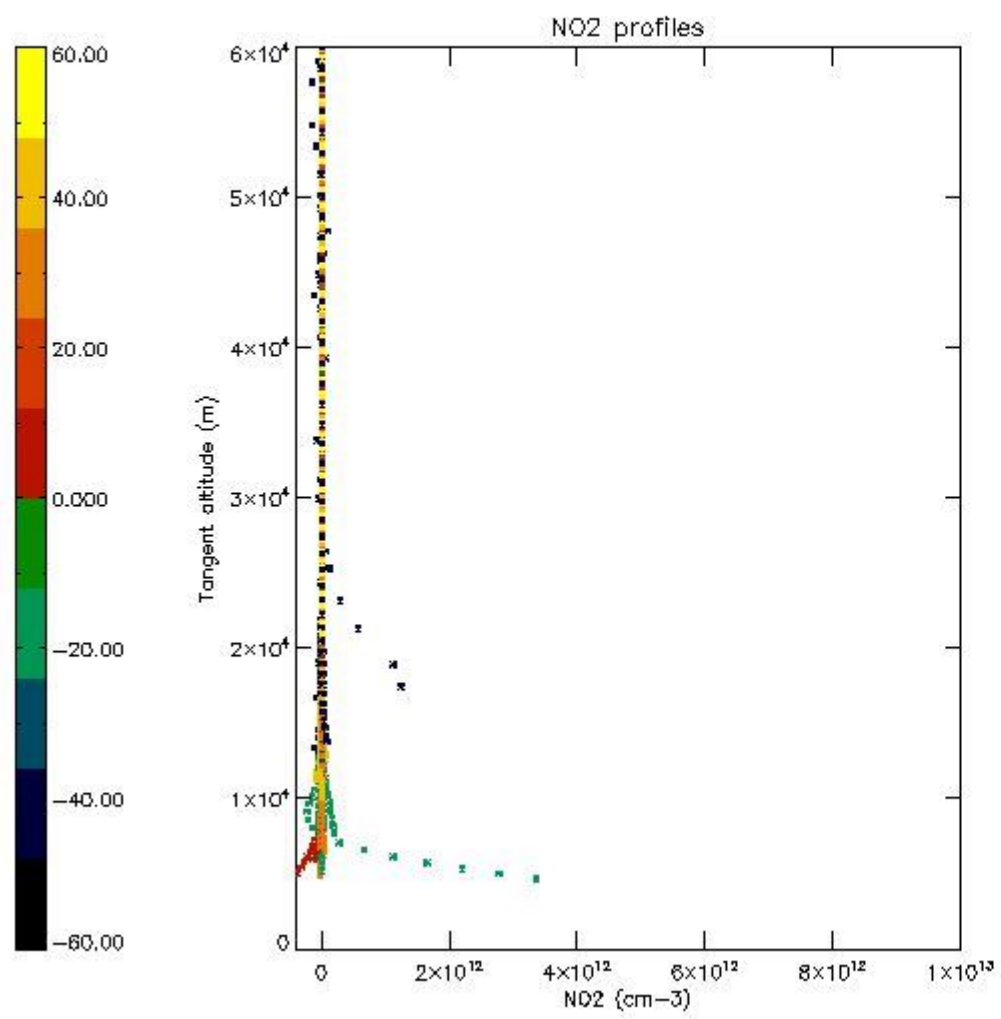
5.5 Plot ozone profiles where STD < 5% (dark without errors)

The colorbar represents the latitude.



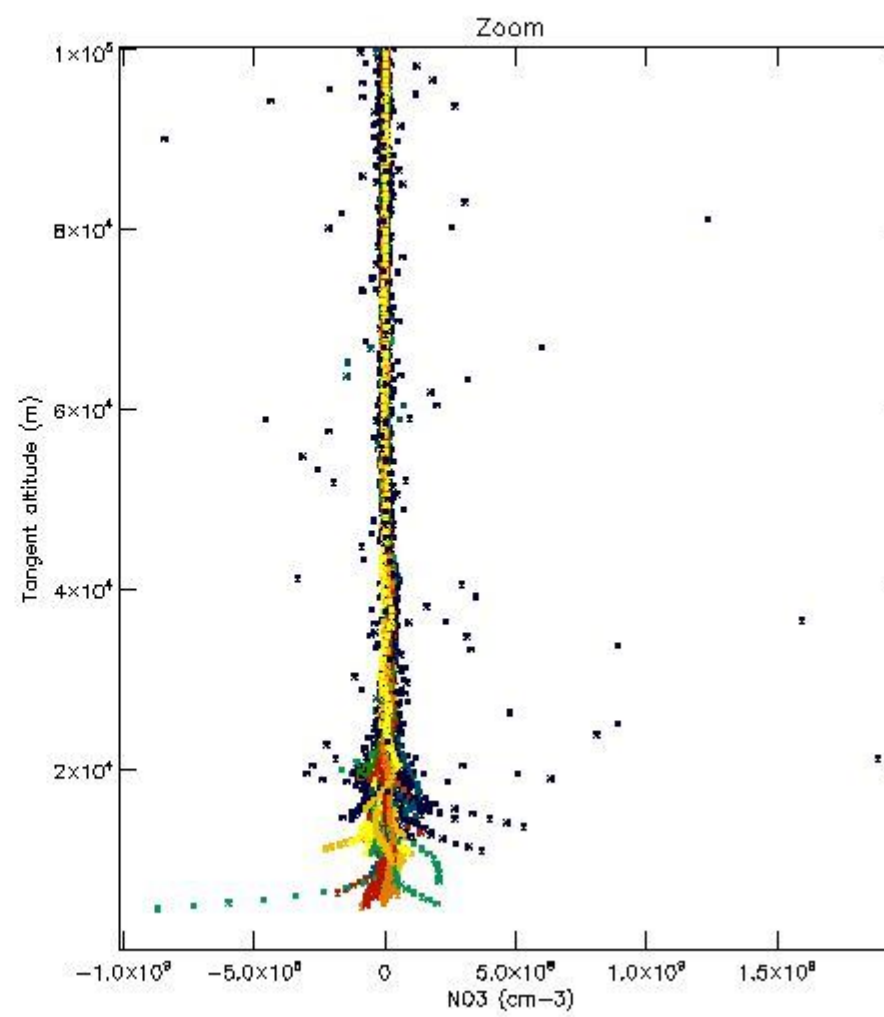
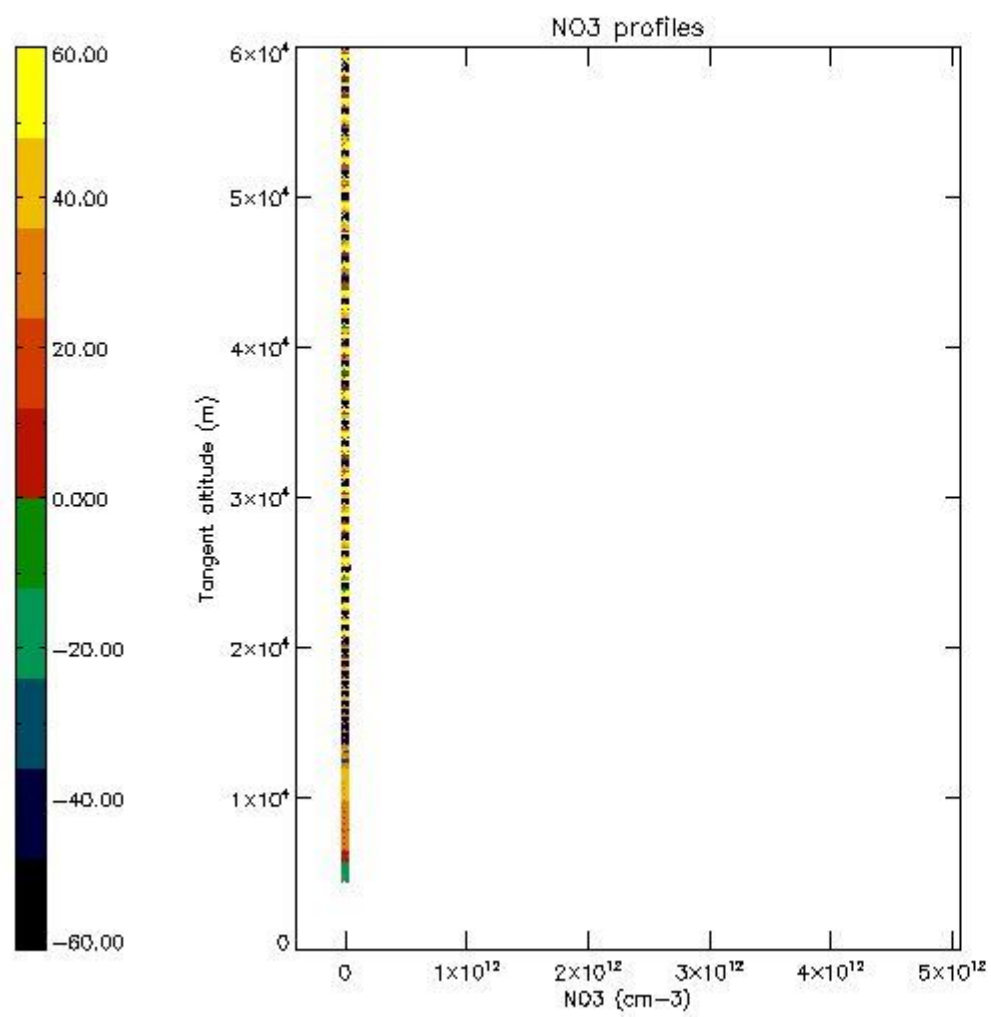
5.6 Plot NO₂ profiles for all STD (dark without errors)

The colorbar represents the latitude.



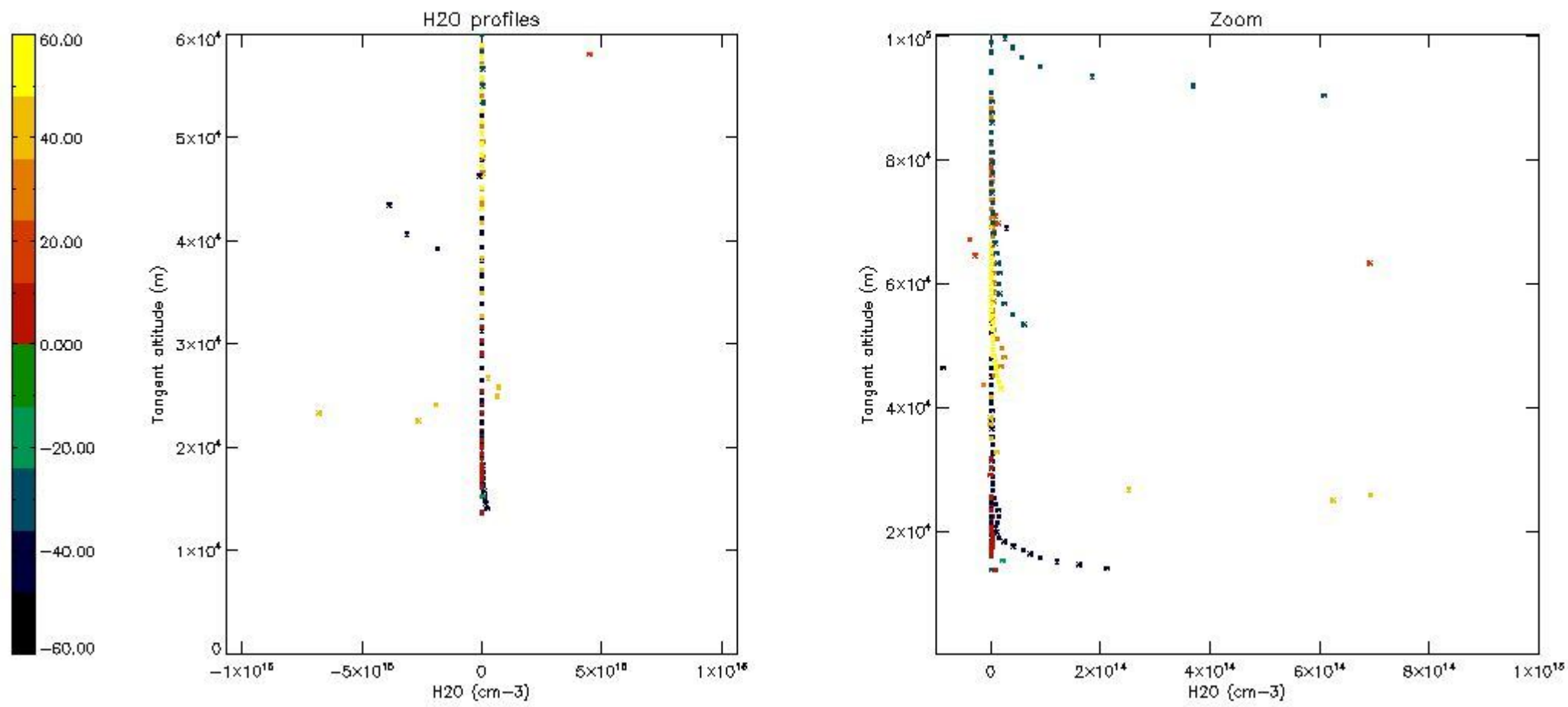
5.7 Plot NO₃ profiles for all STD (dark without errors)

The colorbar represents the latitude.



5.8 Plot H2O profiles for all STD (only for occultations of stars 1,2,3,4,13,14,16,26,63 dark without errors)

The colorbar represents the latitude.



6. Auxiliary Data Files used for the production reported in section 2

The number reported in the third column indicates since which file (see list in section 2) the corresponding auxiliary file has been used. The fourth column is the date of those product files.

Type	Auxiliary Filename	Used since product	Used since product date
INST_PHYS_CHARACTERISTICS	GOM_INS_AXNIEC20050627_150440_20020301_000000_20100101_000000	1	05-DEC-2002 00:00:20
LEVEL-2_PROC_CONFIG	GOM_PR2_AXVIEC20091111_152718_20020301_000000_20500101_000000	1	05-DEC-2002 00:00:20
CROSS_SECTIONS_FILE	GOM_CRS_AXVIEC20091111_154832_20020301_000000_20500101_000000	1	05-DEC-2002 00:00:20

GOMOS Level 2 Daily Report

SUMMARY

[1. General Info](#)

[2. Summary of processed GOM_NL_2P products](#)

[3. Level 2 Quality information per product](#)

[3.1 Plot of level 2 quality information per product \(time dependant\)](#)

[3.2 Plot of level 2 quality information per product \(world map\)](#)

[4. Level 1 Quality information per product \(stored on level 2 products\)](#)

[4.1 Plot of level 1 quality information per product \(time dependant\)](#)

[4.1.1 Plot of level 1 quality information per product \(time dependant\): ASCENDING](#)

[4.1.2 Plot of level 1 quality information per product \(time dependant\): DESCENDING](#)

[4.2 Plot of level 1 quality information per product \(world map\)](#)

[4.2.1 Plot of level 1 quality information per product \(world map\): ASCENDING](#)

[4.2.2 Plot of level 1 quality information per product \(world map\): DESCENDING](#)

[5. Ozone profiles based on quality statistics and other trace gas profiles](#)

[5.1 Ozone statistics based on quality of products](#)

[5.2 Plot ozone profiles for all STD \(dark without errors\)](#)

[5.3 Plot ozone profiles where STD < 20% \(dark without errors\)](#)

[5.4. Plot ozone profiles where STD < 10% \(dark without errors\)](#)

[5.5. Plot ozone profiles where STD < 5% \(dark without errors\)](#)

[5.6 Plot NO2 profiles for all STD \(dark without errors\)](#)

[5.7 Plot NO3 profiles for all STD \(dark without errors\)](#)

[5.8 Plot H2O profiles \(only for occultations of stars 1,2,3,4,13,14,16,26,63 dark without errors\) for all STD](#)

[6. Auxiliary Data Files used for the production reported in section 2](#)

This report presents the daily analysis on parameters extracted from GOMOS level 2 data (GOM_NL__2P). It is intended to monitor some important parameters that will impact the quality of these products. A list of level 2 products (and content) that have arrived during the reporting day to the PCF is also given.

Item	Value
Time of report generation	17APR2013 20:56:47
Data source version	GOMOS/6.01
Start time of products	05-12-2002 (05DEC2002 00:00:00)
Stop time of products	06-12-2002 (06DEC2002 00:00:00)
Store outputs in DB	Yes
Nb of level 2 prods	525
Nb of prods with errors	0

2. Summary of processed GOM_NL__2P products.

Nr	Filename	UTC Start time	Limb	Duration	Star Id	Star Name	Star Mag	Star Temp	Nb Meas	Orbit	Prod. error
1	GOM_NL__2PRFIN20021205_000020_000000492011_00431_03992_2100.N1	05-DEC-2002 00:00:20	Bright	49.000	36	50Alp UMa	1.8000	6300.0	98	3992	No
2	GOM_NL__2PRFIN20021205_000155_000000492011_00431_03992_2101.N1	05-DEC-2002 00:01:55	Bright	49.000	82	48Bet UMa	2.3650	10600.	98	3992	No
3	GOM_NL__2PRFIN20021205_000348_000000432011_00431_03992_2102.N1	05-DEC-2002 00:03:48	Bright	42.500	32	77Eps UMa	1.7630	11000.	85	3992	No
4	GOM_NL__2PRFIN20021205_000559_000000412011_00431_03992_2103.N1	05-DEC-2002 00:05:59	Bright	40.500	39	85Eta UMa	1.8540	24000.	81	3992	No
5	GOM_NL__2PRFIN20021205_000900_000000362011_00431_03992_2104.N1	05-DEC-2002 00:09:00	Bright	36.000	180	27Gam Boo	3.0400	8000.0	72	3992	No
6	GOM_NL__2PRFIN20021205_001203_000000372011_00431_03992_2105.N1	05-DEC-2002 00:12:03	Bright	37.000	83		2.3780	11000.	74	3992	No
7	GOM_NL__2PRFIN20021205_001435_000000382011_00431_03992_2106.N1	05-DEC-2002 00:14:35	Bright	38.000	3	16Alp Boo	-0.050000	4250.0	76	3992	No
8	GOM_NL__2PRFIN20021205_001853_000000852011_00431_03992_2107.N1	05-DEC-2002 00:18:53	Bright	85.000	96	68Del Leo	2.5600	9300.0	170	3992	No
9	GOM_NL__2PRFIN20021205_002254_000000482011_00431_03992_2108.N1	05-DEC-2002 00:22:54	Bright	47.500	121	29Gam Vir	2.7400	7200.0	95	3992	No
10	GOM_NL__2PRFIN20021205_002743_000000492011_00431_03992_2109.N1	05-DEC-2002 00:27:43	Tw_i_and_stray	48.500	163	7Del Crv	2.9450	11000.	97	3992	No
11	GOM_NL__2PRFIN20021205_002919_000000502011_00431_03992_2110.N1	05-DEC-2002 00:29:19	Dark	50.000	106	9Bet Crv	2.6480	5600.0	100	3992	No
12	GOM_NL__2PRFIN20021205_003104_000000422011_00431_03992_2111.N1	05-DEC-2002 00:31:04	Dark	41.500	123	1ot Cen	2.7500	10200.	83	3992	No
13	GOM_NL__2PRFIN20021205_003508_000000402011_00431_03992_2112.N1	05-DEC-2002 00:35:08	Dark	39.500	64	Gam Cen	2.2000	10600.	79	3992	No
14	GOM_NL__2PRFIN20021205_003629_000000422011_00431_03992_2113.N1	05-DEC-2002 00:36:29	Dark	42.000	10	Bet Cen	0.61000	28000.	84	3992	No
15	GOM_NL__2PRFIN20021205_003839_000000392011_00432_03993_2080.N1	05-DEC-2002 00:38:39	Dark	39.000	12	Alp1Cru	0.77500	30000.	78	3993	No
16	GOM_NL__2PRFIN20021205_004410_000000412011_00432_03993_2081.N1	05-DEC-2002 00:44:10	Dark	41.000	29	Bet Car	1.6720	10200.	82	3993	No
17	GOM_NL__2PRFIN20021205_004615_000000552011_00432_03993_2082.N1	05-DEC-2002 00:46:15	Dark	55.000	41	Eps Car	1.8600	4100.0	110	3993	No
18	GOM_NL__2PRFIN20021205_004827_000000572011_00432_03993_2083.N1	05-DEC-2002 00:48:27	Dark	57.000	34	Gam2Vel	1.7930	23000.	114	3993	No
19	GOM_NL__2PRFIN20021205_005130_000000572011_00432_03993_2084.N1	05-DEC-2002 00:51:30	Dark	57.000	2	Alp Car	-0.73600	7000.0	114	3993	No
20	GOM_NL__2PRFIN20021205_005339_000000572011_00432_03993_2085.N1	05-DEC-2002 00:53:39	Dark	57.000	117	Pi Pup	2.7060	3800.0	114	3993	No
21	GOM_NL__2PRFIN20021205_005719_000000662011_00432_03993_2086.N1	05-DEC-2002 00:57:19	Dark	66.000	23	21Eps CMa	1.5020	26000.	132	3993	No
22	GOM_NL__2PRFIN20021205_005922_000000682011_00432_03993_2087.N1	05-DEC-2002 00:59:22	Straylight	67.500	179	24Omi2CMa	3.0320	24000.	135	3993	No
23	GOM_NL__2PRFIN20021205_010250_000000572011_00432_03993_2088.N1	05-DEC-2002 01:02:50	Straylight	57.000	47	2Bet CMa	1.9760	28000.	114	3993	No
24	GOM_NL__2PRFIN20021205_010620_000000522011_00432_03993_2089.N1	05-DEC-2002 01:06:20	Straylight	51.500	56	53Kap Ori	2.0650	30000.	103	3993	No
25	GOM_NL__2PRFIN20021205_010931_000000612011_00432_03993_2090.N1	05-DEC-2002 01:09:31	Tw_i_and_stray	61.000	30	46Eps Ori	1.6940	30000.	122	3993	No
26	GOM_NL__2PRFIN20021205_011333_000000872011_00432_03993_2091.N1	05-DEC-2002 01:13:33	Bright	87.000	14	58Alp Ori	0.87000	3000.0	174	3993	No
27	GOM_NL__2PRFIN20021205_011617_000000402011_00432_03993_2092.N1	05-DEC-2002 01:16:17	Bright	40.000	146	25Eta Tau	2.8730	15200.	80	3993	No
28	GOM_NL__2PRFIN20021205_011835_000000412011_00432_03993_2093.N1	05-DEC-2002 01:18:35	Bright	40.500	150	44Zet Per	2.8900	28000.	81	3993	No
29	GOM_NL__2PRFIN20021205_012100_000000372011_00432_03993_2094.N1	05-DEC-2002 01:21:00	Bright	37.000	79	26Bet Per	2.3100	13100.	74	3993	No
30	GOM_NL__2PRFIN20021205_012304_000000382011_00432_03993_2095.N1	05-DEC-2002 01:23:04	Bright	38.000	175	39Del Per	3.0100	19400.	76	3993	No
31	GOM_NL__2PRFIN20021205_012431_000000392011_00432_03993_2096.N1	05-DEC-2002 01:24:31	Bright	38.500	160	23Gam Per	2.9300	4700.0	77	3993	No
32	GOM_NL__2PRFIN20021205_012707_000000372011_00432_03993_2097.N1	05-DEC-2002 01:27:07	Bright	36.500	110	37Del Cas	2.6780	8900.0	73	3993	No
33	GOM_NL__2PRFIN20021205_012826_000000542011_00432_03993_2098.N1	05-DEC-2002 01:28:26	Bright	54.000	74	11Bet Cas	2.2680	6600.0	108	3993	No
34	GOM_NL__2PRFIN20021205_013436_000000392011_00432_03993_2099.N1	05-DEC-2002 01:34:36	Bright	38.500	49	1Alp UMi	1.9900	6300.0	77	3993	No
35	GOM_NL__2PRFIN20021205_013919_000000352011_00432_03993_2100.N1	05-DEC-2002 01:39:19	Bright	34.500	60	7Bet UMi	2.0810	3950.0	69	3993	No
36	GOM_NL__2PRFIN20021205_014057_000000472011_00432_03993_2101.N1	05-DEC-2002 01:40:57	Bright	46.500	36	50Alp UMa	1.8000	6300.0	93	3993	No
37	GOM_NL__2PRFIN20021205_014230_000000492011_00432_03993_2102.N1	05-DEC-2002 01:42:30	Bright	49.000	82	48Bet UMa	2.3650	10600.	98	3993	No
38	GOM_NL__2PRFIN20021205_014424_000000432011_00432_03993_2103.N1	05-DEC-2002 01:44:24	Bright	43.000	32	77Eps UMa	1.7630	11000.	86	3993	No
39	GOM_NL__2PRFIN20021205_014633_000000412011_00432_03993_2104.N1	05-DEC-2002 01:46:33	Bright	41.000	39	85Eta UMa	1.8540	24000.	82	3993	No
40	GOM_NL__2PRFIN20021205_014935_000000382011_00432_03993_2105.N1	05-DEC-2002 01:49:35	Bright	38.000	180	27Gam Boo	3.0400	8000.0	76	3993	No
41	GOM_NL__2PRFIN20021205_015239_000000372011_00432_03993_2106.N1	05-DEC-2002 01:52:39	Bright	36.500	83		2.3780	11000.	73	3993	No
42	GOM_NL__2PRFIN20021205_015511_000000382011_00432_03993_2107.N1	05-DEC-2002 01:55:11	Bright	38.000	3	16Alp Boo	-0.050000	4250.0	76	3993	No

43	GOM_NL__2PRFIN20021205_015930_000000852011_00432_03993_2108.N1	05-DEC-2002 01:59:30	Bright	85.000	96	68Del Leo	2.5600	9300.0	170	3993	No
44	GOM_NL__2PRFIN20021205_020330_000000502011_00432_03993_2109.N1	05-DEC-2002 02:03:30	Bright	50.000	121	29Gam Vir	2.7400	7200.0	100	3993	No
45	GOM_NL__2PRFIN20021205_020956_000000542011_00432_03993_2110.N1	05-DEC-2002 02:09:56	Dark	53.500	106	9Bet Crv	2.6480	5600.0	107	3993	No
46	GOM_NL__2PRFIN20021205_021141_000000382011_00432_03993_2111.N1	05-DEC-2002 02:11:41	Dark	38.000	123	lot Cen	2.7500	10200.	76	3993	No
47	GOM_NL__2PRFIN20021205_021342_000000382011_00432_03993_2112.N1	05-DEC-2002 02:13:42	Dark	37.500	95	Zet Cen	2.5450	26000.	75	3993	No
48	GOM_NL__2PRFIN20021205_021544_000000392011_00432_03993_2113.N1	05-DEC-2002 02:15:44	Dark	39.000	64	Gam Cen	2.2000	10600.	78	3993	No
49	GOM_NL__2PRFIN20021205_021705_000000422011_00432_03993_2114.N1	05-DEC-2002 02:17:05	Dark	41.500	10	Bet Cen	0.61000	28000.	83	3993	No
50	GOM_NL__2PRFIN20021205_021915_000000382011_00433_03994_1963.N1	05-DEC-2002 02:19:15	Dark	38.000	12	Alp1Cru	0.77500	30000.	76	3994	No
51	GOM_NL__2PRFIN20021205_022446_000000412011_00433_03994_1964.N1	05-DEC-2002 02:24:46	Dark	40.500	29	Bet Car	1.6720	10200.	81	3994	No
52	GOM_NL__2PRFIN20021205_022651_000000452011_00433_03994_1965.N1	05-DEC-2002 02:26:51	Dark	45.000	41	Eps Car	1.8600	4100.0	90	3994	No
53	GOM_NL__2PRFIN20021205_022905_000000502011_00433_03994_1966.N1	05-DEC-2002 02:29:05	Dark	50.000	34	Gam2Vel	1.7930	23000.	100	3994	No
54	GOM_NL__2PRFIN20021205_023206_000000562011_00433_03994_1967.N1	05-DEC-2002 02:32:06	Dark	56.000	2	Alp Car	-0.73600	7000.0	112	3994	No
55	GOM_NL__2PRFIN20021205_023415_000000712011_00433_03994_1968.N1	05-DEC-2002 02:34:15	Dark	70.500	117	Pi Pup	2.7060	3800.0	141	3994	No
56	GOM_NL__2PRFIN20021205_023755_000000692011_00433_03994_1969.N1	05-DEC-2002 02:37:55	Dark	68.500	23	21Eps CMa	1.5020	26000.	137	3994	No
57	GOM_NL__2PRFIN20021205_023958_000000682011_00433_03994_1970.N1	05-DEC-2002 02:39:58	Straylight	68.000	179	24Omi2CMa	3.0320	24000.	136	3994	No
58	GOM_NL__2PRFIN20021205_024325_000000682011_00433_03994_1971.N1	05-DEC-2002 02:43:25	Straylight	67.500	47	2Bet CMa	1.9760	28000.	135	3994	No
59	GOM_NL__2PRFIN20021205_024655_000000522011_00433_03994_1972.N1	05-DEC-2002 02:46:55	Straylight	51.500	56	53Kap Ori	2.0650	30000.	103	3994	No
60	GOM_NL__2PRFIN20021205_025007_000000542011_00433_03994_1973.N1	05-DEC-2002 02:50:07	Straylight	54.000	30	46Eps Ori	1.6940	30000.	108	3994	No
61	GOM_NL__2PRFIN20021205_025408_000000872011_00433_03994_1974.N1	05-DEC-2002 02:54:08	Bright	87.000	14	58Alp Ori	0.87000	3000.0	174	3994	No
62	GOM_NL__2PRFIN20021205_025651_000000422011_00433_03994_1975.N1	05-DEC-2002 02:56:51	Bright	42.000	146	25Eta Tau	2.8730	15200.	84	3994	No
63	GOM_NL__2PRFIN20021205_025911_000000402011_00433_03994_1976.N1	05-DEC-2002 02:59:11	Bright	39.500	150	44Zet Per	2.8900	28000.	79	3994	No
64	GOM_NL__2PRFIN20021205_030135_000000392011_00433_03994_1977.N1	05-DEC-2002 03:01:35	Bright	38.500	79	26Bet Per	2.3100	13100.	77	3994	No
65	GOM_NL__2PRFIN20021205_030339_000000392011_00433_03994_1978.N1	05-DEC-2002 03:03:39	Bright	38.500	175	39Del Per	3.0100	19400.	77	3994	No
66	GOM_NL__2PRFIN20021205_030507_000000372011_00433_03994_1979.N1	05-DEC-2002 03:05:07	Bright	37.000	160	23Gam Per	2.9300	4700.0	74	3994	No
67	GOM_NL__2PRFIN20021205_030743_000000372011_00433_03994_1980.N1	05-DEC-2002 03:07:43	Bright	36.500	110	37Del Cas	2.6780	8900.0	73	3994	No
68	GOM_NL__2PRFIN20021205_030902_000000382011_00433_03994_1981.N1	05-DEC-2002 03:09:02	Bright	38.000	74	11Bet Cas	2.2680	6600.0	76	3994	No
69	GOM_NL__2PRFIN20021205_031513_000000382011_00433_03994_1982.N1	05-DEC-2002 03:15:13	Bright	38.000	49	1Alp UMi	1.9900	6300.0	76	3994	No
70	GOM_NL__2PRFIN20021205_031955_000000392011_00433_03994_1983.N1	05-DEC-2002 03:19:55	Bright	38.500	60	7Bet UMi	2.0810	3950.0	77	3994	No
71	GOM_NL__2PRFIN20021205_032131_000000482011_00433_03994_1984.N1	05-DEC-2002 03:21:31	Bright	47.500	36	50Alp UMa	1.8000	6300.0	95	3994	No
72	GOM_NL__2PRFIN20021205_032306_000000502011_00433_03994_1985.N1	05-DEC-2002 03:23:06	Bright	49.500	82	48Bet UMa	2.3650	10600.	99	3994	No
73	GOM_NL__2PRFIN20021205_032500_000000432011_00433_03994_1986.N1	05-DEC-2002 03:25:00	Bright	43.000	32	77Eps UMa	1.7630	11000.	86	3994	No
74	GOM_NL__2PRFIN20021205_032712_000000382011_00433_03994_1987.N1	05-DEC-2002 03:27:12	Bright	37.500	39	85Eta UMa	1.8540	24000.	75	3994	No
75	GOM_NL__2PRFIN20021205_033012_000000382011_00433_03994_1988.N1	05-DEC-2002 03:30:12	Bright	37.500	180	27Gam Boo	3.0400	8000.0	75	3994	No
76	GOM_NL__2PRFIN20021205_033315_000000372011_00433_03994_1989.N1	05-DEC-2002 03:33:15	Bright	36.500	83		2.3780	11000.	73	3994	No
77	GOM_NL__2PRFIN20021205_033548_000000372011_00433_03994_1990.N1	05-DEC-2002 03:35:48	Bright	36.500	3	16Alp Boo	-0.050000	4250.0	73	3994	No
78	GOM_NL__2PRFIN20021205_034007_000000892011_00433_03994_1991.N1	05-DEC-2002 03:40:07	Bright	88.500	96	68Del Leo	2.5600	9300.0	177	3994	No
79	GOM_NL__2PRFIN20021205_034407_000000502011_00433_03994_1992.N1	05-DEC-2002 03:44:07	Bright	50.000	121	29Gam Vir	2.7400	7200.0	100	3994	No
80	GOM_NL__2PRFIN20021205_034859_000000482011_00433_03994_1993.N1	05-DEC-2002 03:48:59	Tw_i_and_stray	47.500	163	7Del Crv	2.9450	11000.	95	3994	No
81	GOM_NL__2PRFIN20021205_035033_000000522011_00433_03994_1994.N1	05-DEC-2002 03:50:33	Dark	51.500	106	9Bet Crv	2.6480	5600.0	103	3994	No
82	GOM_NL__2PRFIN20021205_035217_000000422011_00433_03994_1995.N1	05-DEC-2002 03:52:17	Dark	41.500	123	lot Cen	2.7500	10200.	83	3994	No
83	GOM_NL__2PRFIN20021205_035419_000000382011_00433_03994_1996.N1	05-DEC-2002 03:54:19	Dark	38.000	95	Zet Cen	2.5450	26000.	76	3994	No
84	GOM_NL__2PRFIN20021205_035621_000000412011_00433_03994_1997.N1	05-DEC-2002 03:56:21	Dark	41.000	64	Gam Cen	2.2000	10600.	82	3994	No
85	GOM_NL__2PRFIN20021205_035741_000000442011_00433_03994_1998.N1	05-DEC-2002 03:57:41	Dark	43.500	10	Bet Cen	0.61000	28000.	87	3994	No
86	GOM_NL__2PRFIN20021205_035949_000000382011_00434_03995_1963.N1	05-DEC-2002 03:59:49	Dark	38.000	12	Alp1Cru	0.77500	30000.	76	3995	No
87	GOM_NL__2PRFIN20021205_040523_000000412011_00434_03995_1964.N1	05-DEC-2002 04:05:23	Dark	40.500	29	Bet Car	1.6720	10200.	81	3995	No
88	GOM_NL__2PRFIN20021205_040728_000000502011_00434_03995_1965.N1	05-DEC-2002 04:07:28	Dark	50.000	41	Eps Car	1.8600	4100.0	100	3995	No
89	GOM_NL__2PRFIN20021205_040939_000000522011_00434_03995_1966.N1	05-DEC-2002 04:09:39	Dark	51.500	34	Gam2Vel	1.7930	23000.	103	3995	No
90	GOM_NL__2PRFIN20021205_041242_000000522011_00434_03995_1967.N1	05-DEC-2002 04:12:42	Dark	52.000	2	Alp Car	-0.73600	7000.0	104	3995	No
91	GOM_NL__2PRFIN20021205_041450_000000632011_00434_03995_1968.N1	05-DEC-2002 04:14:50	Dark	62.500	117	Pi Pup	2.7060	3800.0	125	3995	No
92	GOM_NL__2PRFIN20021205_041829_000000672011_00434_03995_1969.N1	05-DEC-2002 04:18:29	Dark	66.500	23	21Eps CMa	1.5020	26000.	133	3995	No
93	GOM_NL__2PRFIN20021205_042035_000000692011_00434_03995_1970.N1	05-DEC-2002 04:20:35	Straylight	69.000	179	24Omi2CMa	3.0320	24000.	138	3995	No
94	GOM_NL__2PRFIN20021205_042424_000000842011_00434_03995_1971.N1	05-DEC-2002 04:24:24	Straylight	84.000	1	9Alp CMa	-1.4400	11000.	168	3995	No
95	GOM_NL__2PRFIN20021205_042755_000000602011_00434_03995_1972.N1	05-DEC-2002 04:27:55	Straylight	59.500	7	19Bet Ori	0.10000	14000.	119	3995	No
96	GOM_NL__2PRFIN20021205_043030_000000522011_00434_03995_1973.N1	05-DEC-2002 04:30:30	Straylight	51.500	33	50Zet Ori	1.7660	30000.	103	3995	No
97	GOM_NL__2PRFIN20021205_043317_000000582011_00434_03995_1974.N1	05-DEC-2002 04:33:17	Tw_i_and_stray	58.000	27	24Gam Ori	1.6360	26000.	116	3995	No
98	GOM_NL__2PRFIN20021205_043542_000000572011_00434_03995_1975.N1	05-DEC-2002 04:35:42	Bright	56.500	13	87Alp Tau	0.86700	3800.0	113	3995	No
99	GOM_NL__2PRFIN20021205_043729_000000412011_00434_03995_1976.N1	05-DEC-2002 04:37:29	Bright	41.000	146	25Eta Tau	2.8730	15200.	82	3995	No
100	GOM_NL__2PRFIN20021205_043948_000000402011_00434_03995_1977.N1	05-DEC-2002 04:39:48	Bright	39.500	150	44Zet Per	2.8900	28000.	79	3995	No
101	GOM_NL__2PRFIN20021205_044211_000000372011_00434_03995_1978.N1	05-DEC-2002 04:42:11	Bright	37.000	79	26Bet Per	2.3100	13100.	74	3995	No

102	GOM_NL__2PRFIN20021205_044415_000000392011_00434_03995_1979.N1	05-DEC-2002 04:44:15	Bright	38.500	175	39Del Per	3.0100	19400.	77	3995	No
103	GOM_NL__2PRFIN20021205_044543_000000372011_00434_03995_1980.N1	05-DEC-2002 04:45:43	Bright	36.500	160	23Gam Per	2.9300	4700.0	73	3995	No
104	GOM_NL__2PRFIN20021205_044819_000000362011_00434_03995_1981.N1	05-DEC-2002 04:48:19	Bright	36.000	110	37Del Cas	2.6780	8900.0	72	3995	No
105	GOM_NL__2PRFIN20021205_044939_000000382011_00434_03995_1982.N1	05-DEC-2002 04:49:39	Bright	38.000	74	11Bet Cas	2.2680	6600.0	76	3995	No
106	GOM_NL__2PRFIN20021205_045547_000000412011_00434_03995_1983.N1	05-DEC-2002 04:55:47	Bright	41.000	49	1Alp UMi	1.9900	6300.0	82	3995	No
107	GOM_NL__2PRFIN20021205_050029_000000422011_00434_03995_1984.N1	05-DEC-2002 05:00:29	Bright	42.000	60	7Bet UMi	2.0810	3950.0	84	3995	No
108	GOM_NL__2PRFIN20021205_050207_000000452011_00434_03995_1985.N1	05-DEC-2002 05:02:07	Bright	44.500	36	50Alp UMa	1.8000	6300.0	89	3995	No
109	GOM_NL__2PRFIN20021205_050341_000000502011_00434_03995_1986.N1	05-DEC-2002 05:03:41	Bright	50.000	82	48Bet UMa	2.3650	10600.	100	3995	No
110	GOM_NL__2PRFIN20021205_050535_000000442011_00434_03995_1987.N1	05-DEC-2002 05:05:35	Bright	44.000	32	77Eps UMa	1.7630	11000.	88	3995	No
111	GOM_NL__2PRFIN20021205_050745_000000412011_00434_03995_1988.N1	05-DEC-2002 05:07:45	Bright	40.500	39	85Eta UMa	1.8540	24000.	81	3995	No
112	GOM_NL__2PRFIN20021205_051048_000000372011_00434_03995_1989.N1	05-DEC-2002 05:10:48	Bright	36.500	180	27Gam Boo	3.0400	8000.0	73	3995	No
113	GOM_NL__2PRFIN20021205_051351_000000372011_00434_03995_1990.N1	05-DEC-2002 05:13:51	Bright	36.500	83		2.3780	11000.	73	3995	No
114	GOM_NL__2PRFIN20021205_051622_000000412011_00434_03995_1991.N1	05-DEC-2002 05:16:22	Bright	41.000	3	16Alp Boo	-0.050000	4250.0	82	3995	No
115	GOM_NL__2PRFIN20021205_052044_000000872011_00434_03995_1992.N1	05-DEC-2002 05:20:44	Bright	86.500	96	68Del Leo	2.5600	9300.0	173	3995	No
116	GOM_NL__2PRFIN20021205_052443_000000502011_00434_03995_1993.N1	05-DEC-2002 05:24:43	Bright	49.500	121	29Gam Vir	2.7400	7200.0	99	3995	No
117	GOM_NL__2PRFIN20021205_052935_000000502011_00434_03995_1994.N1	05-DEC-2002 05:29:35	Tw_i_and_stray	49.500	163	7Del Crv	2.9450	11000.	99	3995	No
118	GOM_NL__2PRFIN20021205_053108_000000542011_00434_03995_1995.N1	05-DEC-2002 05:31:08	Dark	53.500	106	9Bet Crv	2.6480	5600.0	107	3995	No
119	GOM_NL__2PRFIN20021205_053254_000000432011_00434_03995_1996.N1	05-DEC-2002 05:32:54	Dark	42.500	123	1ot Cen	2.7500	10200.	85	3995	No
120	GOM_NL__2PRFIN20021205_053455_000000412011_00434_03995_1997.N1	05-DEC-2002 05:34:55	Dark	40.500	95	Zet Cen	2.5450	26000.	81	3995	No
121	GOM_NL__2PRFIN20021205_053646_000000392011_00434_03995_1998.N1	05-DEC-2002 05:36:46	Dark	38.500	77	Eps Cen	2.3030	28000.	77	3995	No
122	GOM_NL__2PRFIN20021205_053817_000000412011_00434_03995_1999.N1	05-DEC-2002 05:38:17	Dark	41.000	10	Bet Cen	0.61000	28000.	82	3995	No
123	GOM_NL__2PRFIN20021205_054025_000000412011_00435_03996_1963.N1	05-DEC-2002 05:40:25	Dark	40.500	12	Alp1Cru	0.77500	30000.	81	3996	No
124	GOM_NL__2PRFIN20021205_054559_000000412011_00435_03996_1964.N1	05-DEC-2002 05:45:59	Dark	40.500	29	Bet Car	1.6720	10200.	81	3996	No
125	GOM_NL__2PRFIN20021205_054803_000000482011_00435_03996_1965.N1	05-DEC-2002 05:48:03	Dark	48.000	41	Eps Car	1.8600	4100.0	96	3996	No
126	GOM_NL__2PRFIN20021205_055016_000000542011_00435_03996_1966.N1	05-DEC-2002 05:50:16	Dark	53.500	34	Gam2Vel	1.7930	23000.	107	3996	No
127	GOM_NL__2PRFIN20021205_055319_000000572011_00435_03996_1967.N1	05-DEC-2002 05:53:19	Dark	57.000	2	Alp Car	-0.73600	7000.0	114	3996	No
128	GOM_NL__2PRFIN20021205_055528_000000652011_00435_03996_1968.N1	05-DEC-2002 05:55:28	Dark	64.500	117	Pi Pup	2.7060	3800.0	129	3996	No
129	GOM_NL__2PRFIN20021205_055908_000000702011_00435_03996_1969.N1	05-DEC-2002 05:59:08	Dark	70.000	23	21Eps CMa	1.5020	26000.	140	3996	No
130	GOM_NL__2PRFIN20021205_060111_000000722011_00435_03996_1970.N1	05-DEC-2002 06:01:11	Straylight	71.500	179	24Omi2CMa	3.0320	24000.	143	3996	No
131	GOM_NL__2PRFIN20021205_060500_000000922011_00435_03996_1971.N1	05-DEC-2002 06:05:00	Straylight	92.000	1	9Alp CMa	-1.4400	11000.	184	3996	No
132	GOM_NL__2PRFIN20021205_060830_000000642011_00435_03996_1972.N1	05-DEC-2002 06:08:30	Straylight	64.000	7	19Bet Ori	0.10000	14000.	128	3996	No
133	GOM_NL__2PRFIN20021205_061105_000000522011_00435_03996_1973.N1	05-DEC-2002 06:11:05	Straylight	51.500	33	50Zet Ori	1.7660	30000.	103	3996	No
134	GOM_NL__2PRFIN20021205_061351_000000512011_00435_03996_1974.N1	05-DEC-2002 06:13:51	Tw_i_and_stray	50.500	27	24Gam Ori	1.6360	26000.	101	3996	No
135	GOM_NL__2PRFIN20021205_061618_000000562011_00435_03996_1975.N1	05-DEC-2002 06:16:18	Bright	55.500	13	87Alp Tau	0.86700	3800.0	111	3996	No
136	GOM_NL__2PRFIN20021205_061805_000000382011_00435_03996_1976.N1	05-DEC-2002 06:18:05	Bright	37.500	146	25Eta Tau	2.8730	15200.	75	3996	No
137	GOM_NL__2PRFIN20021205_062024_000000392011_00435_03996_1977.N1	05-DEC-2002 06:20:24	Bright	39.000	150	44Zet Per	2.8900	28000.	78	3996	No
138	GOM_NL__2PRFIN20021205_062247_000000382011_00435_03996_1978.N1	05-DEC-2002 06:22:47	Bright	37.500	79	26Bet Per	2.3100	13100.	75	3996	No
139	GOM_NL__2PRFIN20021205_062451_000000402011_00435_03996_1979.N1	05-DEC-2002 06:24:51	Bright	39.500	175	39Del Per	3.0100	19400.	79	3996	No
140	GOM_NL__2PRFIN20021205_062619_000000382011_00435_03996_1980.N1	05-DEC-2002 06:26:19	Bright	38.000	160	23Gam Per	2.9300	4700.0	76	3996	No
141	GOM_NL__2PRFIN20021205_062856_000000372011_00435_03996_1981.N1	05-DEC-2002 06:28:56	Bright	37.000	110	37Del Cas	2.6780	8900.0	74	3996	No
142	GOM_NL__2PRFIN20021205_063015_000000392011_00435_03996_1982.N1	05-DEC-2002 06:30:15	Bright	38.500	74	11Bet Cas	2.2680	6600.0	77	3996	No
143	GOM_NL__2PRFIN20021205_063624_000000392011_00435_03996_1983.N1	05-DEC-2002 06:36:24	Bright	39.000	49	1Alp UMi	1.9900	6300.0	78	3996	No
144	GOM_NL__2PRFIN20021205_064107_000000412011_00435_03996_1984.N1	05-DEC-2002 06:41:07	Bright	40.500	60	7Bet UMi	2.0810	3950.0	81	3996	No
145	GOM_NL__2PRFIN20021205_064242_000000462011_00435_03996_1985.N1	05-DEC-2002 06:42:42	Bright	45.500	36	50Alp UMa	1.8000	6300.0	91	3996	No
146	GOM_NL__2PRFIN20021205_064417_000000512011_00435_03996_1986.N1	05-DEC-2002 06:44:17	Bright	50.500	82	48Bet UMa	2.3650	10600.	101	3996	No
147	GOM_NL__2PRFIN20021205_064611_000000442011_00435_03996_1987.N1	05-DEC-2002 06:46:11	Bright	43.500	32	77Eps UMa	1.7630	11000.	87	3996	No
148	GOM_NL__2PRFIN20021205_064823_000000412011_00435_03996_1988.N1	05-DEC-2002 06:48:23	Bright	40.500	39	85Eta UMa	1.8540	24000.	81	3996	No
149	GOM_NL__2PRFIN20021205_065124_000000372011_00435_03996_1989.N1	05-DEC-2002 06:51:24	Bright	37.000	180	27Gam Boo	3.0400	8000.0	74	3996	No
150	GOM_NL__2PRFIN20021205_065427_000000372011_00435_03996_1990.N1	05-DEC-2002 06:54:27	Bright	37.000	83		2.3780	11000.	74	3996	No
151	GOM_NL__2PRFIN20021205_065700_000000382011_00435_03996_1991.N1	05-DEC-2002 06:57:00	Bright	38.000	3	16Alp Boo	-0.050000	4250.0	76	3996	No
152	GOM_NL__2PRFIN20021205_070121_000000842011_00435_03996_1992.N1	05-DEC-2002 07:01:21	Bright	84.000	96	68Del Leo	2.5600	9300.0	168	3996	No
153	GOM_NL__2PRFIN20021205_070520_000000512011_00435_03996_1993.N1	05-DEC-2002 07:05:20	Bright	50.500	121	29Gam Vir	2.7400	7200.0	101	3996	No
154	GOM_NL__2PRFIN20021205_071012_000000502011_00435_03996_1994.N1	05-DEC-2002 07:10:12	Tw_i_and_stray	49.500	163	7Del Crv	2.9450	11000.	99	3996	No
155	GOM_NL__2PRFIN20021205_071145_000000512011_00435_03996_1995.N1	05-DEC-2002 07:11:45	Dark	51.000	106	9Bet Crv	2.6480	5600.0	102	3996	No
156	GOM_NL__2PRFIN20021205_071330_000000422011_00435_03996_1996.N1	05-DEC-2002 07:13:30	Dark	42.000	123	1ot Cen	2.7500	10200.	84	3996	No
157	GOM_NL__2PRFIN20021205_071531_000000382011_00435_03996_1997.N1	05-DEC-2002 07:15:31	Dark	38.000	95	Zet Cen	2.5450	26000.	76	3996	No
158	GOM_NL__2PRFIN20021205_071722_000000382011_00435_03996_1998.N1	05-DEC-2002 07:17:22	Dark	37.500	77	Eps Cen	2.3030	28000.	75	3996	No
159	GOM_NL__2PRFIN20021205_071853_000000492011_00435_03996_1999.N1	05-DEC-2002 07:18:53	Dark	48.500	10	Bet Cen	0.61000	28000.	97	3996	No
160	GOM_NL__2PRFIN20021205_072101_000000442011_00436_03997_1963.N1	05-DEC-2002 07:21:01	Dark	44.000	12	Alp1Cru	0.77500	30000.	88	3997	No

161	GOM_NL__2PRFIN20021205_072635_000000392011_00436_03997_1964.N1	05-DEC-2002 07:26:35	Dark	39.000	29	Bet Car	1.6720	10200.	78	3997	No
162	GOM_NL__2PRFIN20021205_072840_000000512011_00436_03997_1965.N1	05-DEC-2002 07:28:40	Dark	51.000	41	Eps Car	1.8600	4100.0	102	3997	No
163	GOM_NL__2PRFIN20021205_073054_000000502011_00436_03997_1966.N1	05-DEC-2002 07:30:54	Dark	50.000	34	Gam2Vel	1.7930	23000.	100	3997	No
164	GOM_NL__2PRFIN20021205_073356_000000512011_00436_03997_1967.N1	05-DEC-2002 07:33:56	Dark	50.500	2	Alp Car	-0.73600	7000.0	101	3997	No
165	GOM_NL__2PRFIN20021205_073603_000000682011_00436_03997_1968.N1	05-DEC-2002 07:36:03	Dark	67.500	117	Pi Pup	2.7060	3800.0	135	3997	No
166	GOM_NL__2PRFIN20021205_073945_000000672011_00436_03997_1969.N1	05-DEC-2002 07:39:45	Dark	66.500	23	21Eps CMa	1.5020	26000.	133	3997	No
167	GOM_NL__2PRFIN20021205_074147_000000712011_00436_03997_1970.N1	05-DEC-2002 07:41:47	Straylight	70.500	179	24Omi2CMa	3.0320	24000.	141	3997	No
168	GOM_NL__2PRFIN20021205_074535_000000932011_00436_03997_1971.N1	05-DEC-2002 07:45:35	Straylight	92.500	1	9Alp CMa	-1.4400	11000.	185	3997	No
169	GOM_NL__2PRFIN20021205_074906_000000612011_00436_03997_1972.N1	05-DEC-2002 07:49:06	Straylight	60.500	7	19Bet Ori	0.10000	14000.	121	3997	No
170	GOM_NL__2PRFIN20021205_075140_000000592011_00436_03997_1973.N1	05-DEC-2002 07:51:40	Straylight	59.000	33	50Zet Ori	1.7660	30000.	118	3997	No
171	GOM_NL__2PRFIN20021205_075427_000000522011_00436_03997_1974.N1	05-DEC-2002 07:54:27	Tw_i_and_stray	51.500	27	24Gam Ori	1.6360	26000.	103	3997	No
172	GOM_NL__2PRFIN20021205_075654_000000502011_00436_03997_1975.N1	05-DEC-2002 07:56:54	Bright	50.000	13	87Alp Tau	0.86700	3800.0	100	3997	No
173	GOM_NL__2PRFIN20021205_075841_000000372011_00436_03997_1976.N1	05-DEC-2002 07:58:41	Bright	37.000	146	25Eta Tau	2.8730	15200.	74	3997	No
174	GOM_NL__2PRFIN20021205_080100_000000392011_00436_03997_1977.N1	05-DEC-2002 08:01:00	Bright	38.500	150	44Zet Per	2.8900	28000.	77	3997	No
175	GOM_NL__2PRFIN20021205_080324_000000382011_00436_03997_1978.N1	05-DEC-2002 08:03:24	Bright	37.500	79	26Bet Per	2.3100	13100.	75	3997	No
176	GOM_NL__2PRFIN20021205_080528_000000402011_00436_03997_1979.N1	05-DEC-2002 08:05:28	Bright	39.500	175	39Del Per	3.0100	19400.	79	3997	No
177	GOM_NL__2PRFIN20021205_080656_000000372011_00436_03997_1980.N1	05-DEC-2002 08:06:56	Bright	36.500	160	23Gam Per	2.9300	4700.0	73	3997	No
178	GOM_NL__2PRFIN20021205_080932_000000362011_00436_03997_1981.N1	05-DEC-2002 08:09:32	Bright	36.000	110	37Del Cas	2.6780	8900.0	72	3997	No
179	GOM_NL__2PRFIN20021205_081052_000000382011_00436_03997_1982.N1	05-DEC-2002 08:10:52	Bright	38.000	74	11Bet Cas	2.2680	6600.0	76	3997	No
180	GOM_NL__2PRFIN20021205_081700_000000392011_00436_03997_1983.N1	05-DEC-2002 08:17:00	Bright	39.000	49	1Alp UMi	1.9900	6300.0	78	3997	No
181	GOM_NL__2PRFIN20021205_082143_000000382011_00436_03997_1984.N1	05-DEC-2002 08:21:43	Bright	37.500	60	7Bet UMi	2.0810	3950.0	75	3997	No
182	GOM_NL__2PRFIN20021205_082318_000000502011_00436_03997_1985.N1	05-DEC-2002 08:23:18	Bright	49.500	36	50Alp UMa	1.8000	6300.0	99	3997	No
183	GOM_NL__2PRFIN20021205_082452_000000512011_00436_03997_1986.N1	05-DEC-2002 08:24:52	Bright	50.500	82	48Bet UMa	2.3650	10600.	101	3997	No
184	GOM_NL__2PRFIN20021205_082648_000000432011_00436_03997_1987.N1	05-DEC-2002 08:26:48	Bright	42.500	32	77Eps UMa	1.7630	11000.	85	3997	No
185	GOM_NL__2PRFIN20021205_082900_000000392011_00436_03997_1988.N1	05-DEC-2002 08:29:00	Bright	38.500	39	85Eta UMa	1.8540	24000.	77	3997	No
186	GOM_NL__2PRFIN20021205_083200_000000372011_00436_03997_1989.N1	05-DEC-2002 08:32:00	Bright	36.500	180	27Gam Boo	3.0400	8000.0	73	3997	No
187	GOM_NL__2PRFIN20021205_083503_000000372011_00436_03997_1990.N1	05-DEC-2002 08:35:03	Bright	37.000	83		2.3780	11000.	74	3997	No
188	GOM_NL__2PRFIN20021205_083736_000000382011_00436_03997_1991.N1	05-DEC-2002 08:37:36	Bright	38.000	3	16Alp Boo	-0.050000	4250.0	76	3997	No
189	GOM_NL__2PRFIN20021205_084158_000000882011_00436_03997_1992.N1	05-DEC-2002 08:41:58	Bright	87.500	96	68Del Leo	2.5600	9300.0	175	3997	No
190	GOM_NL__2PRFIN20021205_084556_000000502011_00436_03997_1993.N1	05-DEC-2002 08:45:56	Bright	49.500	121	29Gam Vir	2.7400	7200.0	99	3997	No
191	GOM_NL__2PRFIN20021205_085049_000000482011_00436_03997_1994.N1	05-DEC-2002 08:50:49	Tw_i_and_stray	48.000	163	7Del Crv	2.9450	11000.	96	3997	No
192	GOM_NL__2PRFIN20021205_085223_000000512011_00436_03997_1995.N1	05-DEC-2002 08:52:23	Dark	50.500	106	9Bet Crv	2.6480	5600.0	101	3997	No
193	GOM_NL__2PRFIN20021205_085406_000000432011_00436_03997_1996.N1	05-DEC-2002 08:54:06	Dark	43.000	123	1ot Cen	2.7500	10200.	86	3997	No
194	GOM_NL__2PRFIN20021205_085607_000000382011_00436_03997_1997.N1	05-DEC-2002 08:56:07	Dark	37.500	95	Zet Cen	2.5450	26000.	75	3997	No
195	GOM_NL__2PRFIN20021205_085758_000000392011_00436_03997_1998.N1	05-DEC-2002 08:57:58	Dark	39.000	77	Eps Cen	2.3030	28000.	78	3997	No
196	GOM_NL__2PRFIN20021205_085929_000000422011_00436_03997_1999.N1	05-DEC-2002 08:59:29	Dark	42.000	10	Bet Cen	0.61000	28000.	84	3997	No
197	GOM_NL__2PRFIN20021205_090138_000000422011_00437_03998_1964.N1	05-DEC-2002 09:01:38	Dark	41.500	12	Alp1Cru	0.77500	30000.	83	3998	No
198	GOM_NL__2PRFIN20021205_090712_000000402011_00437_03998_1965.N1	05-DEC-2002 09:07:12	Dark	40.000	29	Bet Car	1.6720	10200.	80	3998	No
199	GOM_NL__2PRFIN20021205_090916_000000472011_00437_03998_1966.N1	05-DEC-2002 09:09:16	Dark	47.000	41	Eps Car	1.8600	4100.0	94	3998	No
200	GOM_NL__2PRFIN20021205_091129_000000532011_00437_03998_1967.N1	05-DEC-2002 09:11:29	Dark	52.500	34	Gam2Vel	1.7930	23000.	105	3998	No
201	GOM_NL__2PRFIN20021205_091432_000000502011_00437_03998_1968.N1	05-DEC-2002 09:14:32	Dark	50.000	2	Alp Car	-0.73600	7000.0	100	3998	No
202	GOM_NL__2PRFIN20021205_091641_000000642011_00437_03998_1969.N1	05-DEC-2002 09:16:41	Dark	63.500	117	Pi Pup	2.7060	3800.0	127	3998	No
203	GOM_NL__2PRFIN20021205_092019_000000702011_00437_03998_1970.N1	05-DEC-2002 09:20:19	Dark	69.500	23	21Eps CMa	1.5020	26000.	139	3998	No
204	GOM_NL__2PRFIN20021205_092224_000000702011_00437_03998_1971.N1	05-DEC-2002 09:22:24	Straylight	69.500	179	24Omi2CMa	3.0320	24000.	139	3998	No
205	GOM_NL__2PRFIN20021205_092612_000000922011_00437_03998_1972.N1	05-DEC-2002 09:26:12	Straylight	92.000	1	9Alp CMa	-1.4400	11000.	184	3998	No
206	GOM_NL__2PRFIN20021205_092942_000000642011_00437_03998_1973.N1	05-DEC-2002 09:29:42	Straylight	64.000	7	19Bet Ori	0.10000	14000.	128	3998	No
207	GOM_NL__2PRFIN20021205_093214_000000642011_00437_03998_1974.N1	05-DEC-2002 09:32:14	Straylight	63.500	33	50Zet Ori	1.7660	30000.	127	3998	No
208	GOM_NL__2PRFIN20021205_093504_000000582011_00437_03998_1975.N1	05-DEC-2002 09:35:04	Tw_i_and_stray	58.000	27	24Gam Ori	1.6360	26000.	116	3998	No
209	GOM_NL__2PRFIN20021205_093730_000000602011_00437_03998_1976.N1	05-DEC-2002 09:37:30	Bright	59.500	13	87Alp Tau	0.86700	3800.0	119	3998	No
210	GOM_NL__2PRFIN20021205_093917_000000452011_00437_03998_1977.N1	05-DEC-2002 09:39:17	Bright	44.500	146	25Eta Tau	2.8730	15200.	89	3998	No
211	GOM_NL__2PRFIN20021205_094135_000000402011_00437_03998_1978.N1	05-DEC-2002 09:41:35	Bright	40.000	150	44Zet Per	2.8900	28000.	80	3998	No
212	GOM_NL__2PRFIN20021205_094359_000000382011_00437_03998_1979.N1	05-DEC-2002 09:43:59	Bright	38.000	79	26Bet Per	2.3100	13100.	76	3998	No
213	GOM_NL__2PRFIN20021205_094603_000000392011_00437_03998_1980.N1	05-DEC-2002 09:46:03	Bright	38.500	175	39Del Per	3.0100	19400.	77	3998	No
214	GOM_NL__2PRFIN20021205_094732_000000382011_00437_03998_1981.N1	05-DEC-2002 09:47:32	Bright	37.500	160	23Gam Per	2.9300	4700.0	75	3998	No
215	GOM_NL__2PRFIN20021205_095008_000000372011_00437_03998_1982.N1	05-DEC-2002 09:50:08	Bright	37.000	110	37Del Cas	2.6780	8900.0	74	3998	No
216	GOM_NL__2PRFIN20021205_095128_000000382011_00437_03998_1983.N1	05-DEC-2002 09:51:28	Bright	38.000	74	11Bet Cas	2.2680	6600.0	76	3998	No
217	GOM_NL__2PRFIN20021205_095736_000000392011_00437_03998_1984.N1	05-DEC-2002 09:57:36	Bright	38.500	49	1Alp UMi	1.9900	6300.0	77	3998	No
218	GOM_NL__2PRFIN20021205_100218_000000372011_00437_03998_1985.N1	05-DEC-2002 10:02:18	Bright	36.500	60	7Bet UMi	2.0810	3950.0	73	3998	No
219	GOM_NL__2PRFIN20021205_100353_000000462011_00437_03998_1986.N1	05-DEC-2002 10:03:53	Bright	45.500	36	50Alp UMa	1.8000	6300.0	91	3998	No

220	GOM_NL__2PRFIN20021205_100528_000000512011_00437_03998_1987.N1	05-DEC-2002 10:05:28	Bright	50.500	82	48Bet UMa	2.3650	10600.	101	3998	No
221	GOM_NL__2PRFIN20021205_100723_000000442011_00437_03998_1988.N1	05-DEC-2002 10:07:23	Bright	43.500	32	77Eps UMa	1.7630	11000.	87	3998	No
222	GOM_NL__2PRFIN20021205_100935_000000402011_00437_03998_1989.N1	05-DEC-2002 10:09:35	Bright	39.500	39	85Eta UMa	1.8540	24000.	79	3998	No
223	GOM_NL__2PRFIN20021205_101234_000000392011_00437_03998_1990.N1	05-DEC-2002 10:12:34	Bright	38.500	180	27Gam Boo	3.0400	8000.0	77	3998	No
224	GOM_NL__2PRFIN20021205_101539_000000382011_00437_03998_1991.N1	05-DEC-2002 10:15:39	Bright	37.500	83		2.3780	11000.	75	3998	No
225	GOM_NL__2PRFIN20021205_101812_000000382011_00437_03998_1992.N1	05-DEC-2002 10:18:12	Bright	38.000	3	16Alp Boo	-0.050000	4250.0	76	3998	No
226	GOM_NL__2PRFIN20021205_102235_000000862011_00437_03998_1993.N1	05-DEC-2002 10:22:35	Bright	85.500	96	68Del Leo	2.5600	9300.0	171	3998	No
227	GOM_NL__2PRFIN20021205_102633_000000492011_00437_03998_1994.N1	05-DEC-2002 10:26:33	Bright	49.000	121	29Gam Vir	2.7400	7200.0	98	3998	No
228	GOM_NL__2PRFIN20021205_103125_000000522011_00437_03998_1995.N1	05-DEC-2002 10:31:25	Twi_and_stray	52.000	163	7Del Crv	2.9450	11000.	104	3998	No
229	GOM_NL__2PRFIN20021205_103258_000000552011_00437_03998_1996.N1	05-DEC-2002 10:32:58	Dark	54.500	106	9Bet Crv	2.6480	5600.0	109	3998	No
230	GOM_NL__2PRFIN20021205_103442_000000432011_00437_03998_1997.N1	05-DEC-2002 10:34:42	Dark	42.500	123	1ot Cen	2.7500	10200.	85	3998	No
231	GOM_NL__2PRFIN20021205_103643_000000392011_00437_03998_1998.N1	05-DEC-2002 10:36:43	Dark	39.000	95	Zet Cen	2.5450	26000.	78	3998	No
232	GOM_NL__2PRFIN20021205_103834_000000422011_00437_03998_1999.N1	05-DEC-2002 10:38:34	Dark	41.500	77	Eps Cen	2.3030	28000.	83	3998	No
233	GOM_NL__2PRFIN20021205_104005_000000472011_00437_03998_2000.N1	05-DEC-2002 10:40:05	Dark	46.500	10	Bet Cen	0.61000	28000.	93	3998	No
234	GOM_NL__2PRFIN20021205_104214_000000402011_00438_03999_9690.N1	05-DEC-2002 10:42:14	Dark	40.000	12	Alp1Cru	0.77500	30000.	80	3999	No
235	GOM_NL__2PRFIN20021205_104747_000000412011_00438_03999_9691.N1	05-DEC-2002 10:47:47	Dark	41.000	29	Bet Car	1.6720	10200.	82	3999	No
236	GOM_NL__2PRFIN20021205_104953_000000482011_00438_03999_9692.N1	05-DEC-2002 10:49:53	Dark	47.500	41	Eps Car	1.8600	4100.0	95	3999	No
237	GOM_NL__2PRFIN20021205_105208_000000512011_00438_03999_9693.N1	05-DEC-2002 10:52:08	Dark	50.500	34	Gam2Vel	1.7930	23000.	101	3999	No
238	GOM_NL__2PRFIN20021205_105508_000000572011_00438_03999_9694.N1	05-DEC-2002 10:55:08	Dark	57.000	2	Alp Car	-0.73600	7000.0	114	3999	No
239	GOM_NL__2PRFIN20021205_105718_000000692011_00438_03999_9695.N1	05-DEC-2002 10:57:18	Dark	68.500	117	Pi Pup	2.7060	3800.0	137	3999	No
240	GOM_NL__2PRFIN20021205_110057_000000702011_00438_03999_9696.N1	05-DEC-2002 11:00:57	Dark	69.500	23	21Eps CMa	1.5020	26000.	139	3999	No
241	GOM_NL__2PRFIN20021205_110258_000000722011_00438_03999_9697.N1	05-DEC-2002 11:02:58	Straylight	71.500	179	24Omi2CMa	3.0320	24000.	143	3999	No
242	GOM_NL__2PRFIN20021205_110649_000000932011_00438_03999_9698.N1	05-DEC-2002 11:06:49	Straylight	92.500	1	9Alp CMa	-1.4400	11000.	185	3999	No
243	GOM_NL__2PRFIN20021205_111020_000000592011_00438_03999_9699.N1	05-DEC-2002 11:10:20	Straylight	58.500	7	19Bet Ori	0.10000	14000.	117	3999	No
244	GOM_NL__2PRFIN20021205_111252_000000652011_00438_03999_9700.N1	05-DEC-2002 11:12:52	Straylight	64.500	33	50Zet Ori	1.7660	30000.	129	3999	No
245	GOM_NL__2PRFIN20021205_111540_000000612011_00438_03999_9701.N1	05-DEC-2002 11:15:40	Twi_and_stray	60.500	27	24Gam Ori	1.6360	26000.	121	3999	No
246	GOM_NL__2PRFIN20021205_111805_000000522011_00438_03999_9702.N1	05-DEC-2002 11:18:05	Bright	52.000	13	87Alp Tau	0.86700	3800.0	104	3999	No
247	GOM_NL__2PRFIN20021205_111950_000000412011_00438_03999_9703.N1	05-DEC-2002 11:19:50	Bright	41.000	146	25Eta Tau	2.8730	15200.	82	3999	No
248	GOM_NL__2PRFIN20021205_112211_000000402011_00438_03999_9704.N1	05-DEC-2002 11:22:11	Bright	39.500	150	44Zet Per	2.8900	28000.	79	3999	No
249	GOM_NL__2PRFIN20021205_112435_000000382011_00438_03999_9705.N1	05-DEC-2002 11:24:35	Bright	38.000	79	26Bet Per	2.3100	13100.	76	3999	No
250	GOM_NL__2PRFIN20021205_112638_000000382011_00438_03999_9706.N1	05-DEC-2002 11:26:38	Bright	37.500	175	39Del Per	3.0100	19400.	75	3999	No
251	GOM_NL__2PRFIN20021205_112807_000000382011_00438_03999_9707.N1	05-DEC-2002 11:28:07	Bright	38.000	160	23Gam Per	2.9300	4700.0	76	3999	No
252	GOM_NL__2PRFIN20021205_113044_000000352011_00438_03999_9708.N1	05-DEC-2002 11:30:44	Bright	35.000	110	37Del Cas	2.6780	8900.0	70	3999	No
253	GOM_NL__2PRFIN20021205_113204_000000372011_00438_03999_9709.N1	05-DEC-2002 11:32:04	Bright	36.500	74	11Bet Cas	2.2680	6600.0	73	3999	No
254	GOM_NL__2PRFIN20021205_113812_000000392011_00438_03999_9710.N1	05-DEC-2002 11:38:12	Bright	38.500	49	1Alp UMi	1.9900	6300.0	77	3999	No
255	GOM_NL__2PRFIN20021205_114255_000000382011_00438_03999_9711.N1	05-DEC-2002 11:42:55	Bright	37.500	60	7Bet UMi	2.0810	3950.0	75	3999	No
256	GOM_NL__2PRFIN20021205_114430_000000452011_00438_03999_9712.N1	05-DEC-2002 11:44:30	Bright	44.500	36	50Alp UMa	1.8000	6300.0	89	3999	No
257	GOM_NL__2PRFIN20021205_114604_000000462011_00438_03999_9713.N1	05-DEC-2002 11:46:04	Bright	46.000	82	48Bet UMa	2.3650	10600.	92	3999	No
258	GOM_NL__2PRFIN20021205_114758_000000412011_00438_03999_9714.N1	05-DEC-2002 11:47:58	Bright	41.000	32	77Eps UMa	1.7630	11000.	82	3999	No
259	GOM_NL__2PRFIN20021205_115011_000000422011_00438_03999_9715.N1	05-DEC-2002 11:50:11	Bright	42.000	39	85Eta UMa	1.8540	24000.	84	3999	No
260	GOM_NL__2PRFIN20021205_115312_000000372011_00438_03999_9716.N1	05-DEC-2002 11:53:12	Bright	36.500	180	27Gam Boo	3.0400	8000.0	73	3999	No
261	GOM_NL__2PRFIN20021205_115615_000000372011_00438_03999_9717.N1	05-DEC-2002 11:56:15	Bright	37.000	83		2.3780	11000.	74	3999	No
262	GOM_NL__2PRFIN20021205_115849_000000382011_00438_03999_9718.N1	05-DEC-2002 11:58:49	Bright	38.000	3	16Alp Boo	-0.050000	4250.0	76	3999	No
263	GOM_NL__2PRFIN20021205_120312_000000842011_00438_03999_9719.N1	05-DEC-2002 12:03:12	Bright	84.000	96	68Del Leo	2.5600	9300.0	168	3999	No
264	GOM_NL__2PRFIN20021205_120710_000000482011_00438_03999_9720.N1	05-DEC-2002 12:07:10	Bright	47.500	121	29Gam Vir	2.7400	7200.0	95	3999	No
265	GOM_NL__2PRFIN20021205_121200_000000512011_00438_03999_9721.N1	05-DEC-2002 12:12:00	Twi_and_stray	50.500	163	7Del Crv	2.9450	11000.	101	3999	No
266	GOM_NL__2PRFIN20021205_121336_000000502011_00438_03999_9722.N1	05-DEC-2002 12:13:36	Dark	50.000	106	9Bet Crv	2.6480	5600.0	100	3999	No
267	GOM_NL__2PRFIN20021205_121518_000000412011_00438_03999_9723.N1	05-DEC-2002 12:15:18	Dark	41.000	123	1ot Cen	2.7500	10200.	82	3999	No
268	GOM_NL__2PRFIN20021205_121719_000000392011_00438_03999_9724.N1	05-DEC-2002 12:17:19	Dark	38.500	95	Zet Cen	2.5450	26000.	77	3999	No
269	GOM_NL__2PRFIN20021205_121910_000000422011_00438_03999_9725.N1	05-DEC-2002 12:19:10	Dark	41.500	77	Eps Cen	2.3030	28000.	83	3999	No
270	GOM_NL__2PRFIN20021205_122041_000000392011_00438_03999_9726.N1	05-DEC-2002 12:20:41	Dark	38.500	10	Bet Cen	0.61000	28000.	77	3999	No
271	GOM_NL__2PRFIN20021205_122250_000000422011_00439_04000_1984.N1	05-DEC-2002 12:22:50	Dark	41.500	12	Alp1Cru	0.77500	30000.	83	4000	No
272	GOM_NL__2PRFIN20021205_122824_000000412011_00439_04000_1985.N1	05-DEC-2002 12:28:24	Dark	40.500	29	Bet Car	1.6720	10200.	81	4000	No
273	GOM_NL__2PRFIN20021205_123029_000000482011_00439_04000_1986.N1	05-DEC-2002 12:30:29	Dark	47.500	41	Eps Car	1.8600	4100.0	95	4000	No
274	GOM_NL__2PRFIN20021205_123245_000000502011_00439_04000_1987.N1	05-DEC-2002 12:32:45	Dark	49.500	34	Gam2Vel	1.7930	23000.	99	4000	No
275	GOM_NL__2PRFIN20021205_123544_000000562011_00439_04000_1988.N1	05-DEC-2002 12:35:44	Dark	55.500	2	Alp Car	-0.73600	7000.0	111	4000	No
276	GOM_NL__2PRFIN20021205_123755_000000572011_00439_04000_1989.N1	05-DEC-2002 12:37:55	Dark	56.500	117	Pi Pup	2.7060	3800.0	113	4000	No
277	GOM_NL__2PRFIN20021205_124134_000000672011_00439_04000_1990.N1	05-DEC-2002 12:41:34	Dark	67.000	23	21Eps CMa	1.5020	26000.	134	4000	No
278	GOM_NL__2PRFIN20021205_124337_000000642011_00439_04000_1991.N1	05-DEC-2002 12:43:37	Straylight	64.000	179	24Omi2CMa	3.0320	24000.	128	4000	No

279	GOM_NL__2PRFIN20021205_124725_000000932011_00439_04000_1992.N1	05-DEC-2002 12:47:25	Straylight	93.000	1	9Alp CMa	-1.4400	11000.	186	4000	No
280	GOM_NL__2PRFIN20021205_125056_000000602011_00439_04000_1993.N1	05-DEC-2002 12:50:56	Straylight	60.000	7	19Bet Ori	0.10000	14000.	120	4000	No
281	GOM_NL__2PRFIN20021205_125340_000000572011_00439_04000_1994.N1	05-DEC-2002 12:53:40	Straylight	57.000	30	46Eps Ori	1.6940	30000.	114	4000	No
282	GOM_NL__2PRFIN20021205_125616_000000582011_00439_04000_1995.N1	05-DEC-2002 12:56:16	Tw_i_and_stray	58.000	27	24Gam Ori	1.6360	26000.	116	4000	No
283	GOM_NL__2PRFIN20021205_125840_000000592011_00439_04000_1996.N1	05-DEC-2002 12:58:40	Bright	59.000	13	87Alp Tau	0.86700	3800.0	118	4000	No
284	GOM_NL__2PRFIN20021205_130030_000000382011_00439_04000_1997.N1	05-DEC-2002 13:00:30	Bright	38.000	105	6Bet Ari	2.6450	8900.0	76	4000	No
285	GOM_NL__2PRFIN20021205_130246_000000402011_00439_04000_1998.N1	05-DEC-2002 13:02:46	Bright	40.000	150	44Zet Per	2.8900	28000.	80	4000	No
286	GOM_NL__2PRFIN20021205_130510_000000392011_00439_04000_1999.N1	05-DEC-2002 13:05:10	Bright	38.500	79	26Bet Per	2.3100	13100.	77	4000	No
287	GOM_NL__2PRFIN20021205_130712_000000402011_00439_04000_2000.N1	05-DEC-2002 13:07:12	Bright	40.000	175	39Del Per	3.0100	19400.	80	4000	No
288	GOM_NL__2PRFIN20021205_130842_000000382011_00439_04000_2001.N1	05-DEC-2002 13:08:42	Bright	38.000	160	23Gam Per	2.9300	4700.0	76	4000	No
289	GOM_NL__2PRFIN20021205_131119_000000382011_00439_04000_2002.N1	05-DEC-2002 13:11:19	Bright	37.500	110	37Del Cas	2.6780	8900.0	75	4000	No
290	GOM_NL__2PRFIN20021205_131241_000000402011_00439_04000_2003.N1	05-DEC-2002 13:12:41	Bright	40.000	74	11Bet Cas	2.2680	6600.0	80	4000	No
291	GOM_NL__2PRFIN20021205_132329_000000402011_00439_04000_2004.N1	05-DEC-2002 13:23:29	Bright	39.500	60	7Bet UMi	2.0810	3950.0	79	4000	No
292	GOM_NL__2PRFIN20021205_132505_000000472011_00439_04000_2005.N1	05-DEC-2002 13:25:05	Bright	47.000	36	50Alp UMa	1.8000	6300.0	94	4000	No
293	GOM_NL__2PRFIN20021205_132639_000000492011_00439_04000_2006.N1	05-DEC-2002 13:26:39	Bright	48.500	82	48Bet UMa	2.3650	10600.	97	4000	No
294	GOM_NL__2PRFIN20021205_132834_000000422011_00439_04000_2007.N1	05-DEC-2002 13:28:34	Bright	41.500	32	77Eps UMa	1.7630	11000.	83	4000	No
295	GOM_NL__2PRFIN20021205_133047_000000392011_00439_04000_2008.N1	05-DEC-2002 13:30:47	Bright	38.500	39	85Eta UMa	1.8540	24000.	77	4000	No
296	GOM_NL__2PRFIN20021205_133348_000000382011_00439_04000_2009.N1	05-DEC-2002 13:33:48	Bright	38.000	180	27Gam Boo	3.0400	8000.0	76	4000	No
297	GOM_NL__2PRFIN20021205_133651_000000382011_00439_04000_2010.N1	05-DEC-2002 13:36:51	Bright	38.000	83		2.3780	11000.	76	4000	No
298	GOM_NL__2PRFIN20021205_133925_000000382011_00439_04000_2011.N1	05-DEC-2002 13:39:25	Bright	37.500	3	16Alp Boo	-0.050000	4250.0	75	4000	No
299	GOM_NL__2PRFIN20021205_134349_000000872011_00439_04000_2012.N1	05-DEC-2002 13:43:49	Tw_i_and_stray	87.000	96	68Del Leo	2.5600	9300.0	174	4000	No
300	GOM_NL__2PRFIN20021205_134747_000000522011_00439_04000_2013.N1	05-DEC-2002 13:47:47	Bright	51.500	121	29Gam Vir	2.7400	7200.0	103	4000	No
301	GOM_NL__2PRFIN20021205_135238_000000492011_00439_04000_2014.N1	05-DEC-2002 13:52:38	Tw_i_and_stray	49.000	163	7Del Crv	2.9450	11000.	98	4000	No
302	GOM_NL__2PRFIN20021205_135413_000000532011_00439_04000_2015.N1	05-DEC-2002 13:54:13	Dark	53.000	106	9Bet Crv	2.6480	5600.0	106	4000	No
303	GOM_NL__2PRFIN20021205_135555_000000422011_00439_04000_2016.N1	05-DEC-2002 13:55:55	Dark	41.500	123	1ot Cen	2.7500	10200.	83	4000	No
304	GOM_NL__2PRFIN20021205_135755_000000392011_00439_04000_2017.N1	05-DEC-2002 13:57:55	Dark	39.000	95	Zet Cen	2.5450	26000.	78	4000	No
305	GOM_NL__2PRFIN20021205_135958_000000442011_00439_04000_2018.N1	05-DEC-2002 13:59:58	Dark	44.000	64	Gam Cen	2.2000	10600.	88	4000	No
306	GOM_NL__2PRFIN20021205_140203_000000502011_00439_04000_2019.N1	05-DEC-2002 14:02:03	Dark	49.500	26	Gam Cru	1.6240	2900.0	99	4000	No
307	GOM_NL__2PRFIN20021205_140326_000000402011_00440_04001_1984.N1	05-DEC-2002 14:03:26	Dark	39.500	12	Alp1Cru	0.77500	30000.	79	4001	No
308	GOM_NL__2PRFIN20021205_140901_000000402011_00440_04001_1985.N1	05-DEC-2002 14:09:01	Dark	39.500	29	Bet Car	1.6720	10200.	79	4001	No
309	GOM_NL__2PRFIN20021205_141107_000000572011_00440_04001_1986.N1	05-DEC-2002 14:11:07	Dark	56.500	41	Eps Car	1.8600	4100.0	113	4001	No
310	GOM_NL__2PRFIN20021205_141323_000000502011_00440_04001_1987.N1	05-DEC-2002 14:13:23	Dark	49.500	34	Gam2Vel	1.7930	23000.	99	4001	No
311	GOM_NL__2PRFIN20021205_141622_000000552011_00440_04001_1988.N1	05-DEC-2002 14:16:22	Dark	54.500	2	Alp Car	-0.73600	7000.0	109	4001	No
312	GOM_NL__2PRFIN20021205_141833_000000612011_00440_04001_1989.N1	05-DEC-2002 14:18:33	Dark	60.500	117	Pi Pup	2.7060	3800.0	121	4001	No
313	GOM_NL__2PRFIN20021205_142211_000000622011_00440_04001_1990.N1	05-DEC-2002 14:22:11	Dark	62.000	23	21Eps CMa	1.5020	26000.	124	4001	No
314	GOM_NL__2PRFIN20021205_142414_000000632011_00440_04001_1991.N1	05-DEC-2002 14:24:14	Straylight	63.000	179	24Omi2CMa	3.0320	24000.	126	4001	No
315	GOM_NL__2PRFIN20021205_142802_000000942011_00440_04001_1992.N1	05-DEC-2002 14:28:02	Straylight	94.000	1	9Alp CMa	-1.4400	11000.	188	4001	No
316	GOM_NL__2PRFIN20021205_143133_000000562011_00440_04001_1993.N1	05-DEC-2002 14:31:33	Straylight	56.000	7	19Bet Ori	0.10000	14000.	112	4001	No
317	GOM_NL__2PRFIN20021205_143417_000000592011_00440_04001_1994.N1	05-DEC-2002 14:34:17	Straylight	59.000	30	46Eps Ori	1.6940	30000.	118	4001	No
318	GOM_NL__2PRFIN20021205_143652_000000582011_00440_04001_1995.N1	05-DEC-2002 14:36:52	Tw_i_and_stray	58.000	27	24Gam Ori	1.6360	26000.	116	4001	No
319	GOM_NL__2PRFIN20021205_143917_000000592011_00440_04001_1996.N1	05-DEC-2002 14:39:17	Bright	59.000	13	87Alp Tau	0.86700	3800.0	118	4001	No
320	GOM_NL__2PRFIN20021205_144107_000000392011_00440_04001_1997.N1	05-DEC-2002 14:41:07	Bright	39.000	105	6Bet Ari	2.6450	8900.0	78	4001	No
321	GOM_NL__2PRFIN20021205_144322_000000412011_00440_04001_1998.N1	05-DEC-2002 14:43:22	Bright	40.500	150	44Zet Per	2.8900	28000.	81	4001	No
322	GOM_NL__2PRFIN20021205_144547_000000392011_00440_04001_1999.N1	05-DEC-2002 14:45:47	Bright	39.000	79	26Bet Per	2.3100	13100.	78	4001	No
323	GOM_NL__2PRFIN20021205_144751_000000372011_00440_04001_2000.N1	05-DEC-2002 14:47:51	Bright	37.000	175	39Del Per	3.0100	19400.	74	4001	No
324	GOM_NL__2PRFIN20021205_144919_000000362011_00440_04001_2001.N1	05-DEC-2002 14:49:19	Bright	36.000	160	23Gam Per	2.9300	4700.0	72	4001	No
325	GOM_NL__2PRFIN20021205_145156_000000372011_00440_04001_2002.N1	05-DEC-2002 14:51:56	Bright	36.500	110	37Del Cas	2.6780	8900.0	73	4001	No
326	GOM_NL__2PRFIN20021205_145317_000000392011_00440_04001_2003.N1	05-DEC-2002 14:53:17	Bright	38.500	74	11Bet Cas	2.2680	6600.0	77	4001	No
327	GOM_NL__2PRFIN20021205_145925_000000362011_00440_04001_2004.N1	05-DEC-2002 14:59:25	Bright	35.500	49	1Alp UMi	1.9900	6300.0	71	4001	No
328	GOM_NL__2PRFIN20021205_150407_000000382011_00440_04001_2005.N1	05-DEC-2002 15:04:07	Bright	37.500	60	7Bet UMi	2.0810	3950.0	75	4001	No
329	GOM_NL__2PRFIN20021205_150540_000000482011_00440_04001_2006.N1	05-DEC-2002 15:05:40	Bright	47.500	36	50Alp UMa	1.8000	6300.0	95	4001	No
330	GOM_NL__2PRFIN20021205_150714_000000512011_00440_04001_2007.N1	05-DEC-2002 15:07:14	Bright	50.500	82	48Bet UMa	2.3650	10600.	101	4001	No
331	GOM_NL__2PRFIN20021205_150910_000000432011_00440_04001_2008.N1	05-DEC-2002 15:09:10	Bright	42.500	32	77Eps UMa	1.7630	11000.	85	4001	No
332	GOM_NL__2PRFIN20021205_151123_000000402011_00440_04001_2009.N1	05-DEC-2002 15:11:23	Bright	40.000	39	85Eta UMa	1.8540	24000.	80	4001	No
333	GOM_NL__2PRFIN20021205_151424_000000382011_00440_04001_2010.N1	05-DEC-2002 15:14:24	Bright	38.000	180	27Gam Boo	3.0400	8000.0	76	4001	No
334	GOM_NL__2PRFIN20021205_151728_000000392011_00440_04001_2011.N1	05-DEC-2002 15:17:28	Bright	38.500	83		2.3780	11000.	77	4001	No
335	GOM_NL__2PRFIN20021205_152001_000000372011_00440_04001_2012.N1	05-DEC-2002 15:20:01	Bright	37.000	3	16Alp Boo	-0.050000	4250.0	74	4001	No
336	GOM_NL__2PRFIN20021205_152426_000000872011_00440_04001_2013.N1	05-DEC-2002 15:24:26	Tw_i_and_stray	86.500	96	68Del Leo	2.5600	9300.0	173	4001	No
337	GOM_NL__2PRFIN20021205_152823_000000522011_00440_04001_2014.N1	05-DEC-2002 15:28:23	Bright	51.500	121	29Gam Vir	2.7400	7200.0	103	4001	No

338	GOM_NL__2PRFIN20021205_153316_000000502011_00440_04001_2015.N1	05-DEC-2002 15:33:16	Tw_i_and_stray	49.500	163	7Del Crv	2.9450	11000.	99	4001	No
339	GOM_NL__2PRFIN20021205_153450_000000502011_00440_04001_2016.N1	05-DEC-2002 15:34:50	Dark	50.000	106	9Bet Crv	2.6480	5600.0	100	4001	No
340	GOM_NL__2PRFIN20021205_153631_000000412011_00440_04001_2017.N1	05-DEC-2002 15:36:31	Dark	41.000	123	1ot Cen	2.7500	10200.	82	4001	No
341	GOM_NL__2PRFIN20021205_153831_000000392011_00440_04001_2018.N1	05-DEC-2002 15:38:31	Dark	39.000	95	Zet Cen	2.5450	26000.	78	4001	No
342	GOM_NL__2PRFIN20021205_154035_000000402011_00440_04001_2019.N1	05-DEC-2002 15:40:35	Dark	40.000	64	Gam Cen	2.2000	10600.	80	4001	No
343	GOM_NL__2PRFIN20021205_154240_000000532011_00440_04001_2020.N1	05-DEC-2002 15:42:40	Dark	53.000	26	Gam Cru	1.6240	2900.0	106	4001	No
344	GOM_NL__2PRFIN20021205_154402_000000472011_00441_04002_1984.N1	05-DEC-2002 15:44:02	Dark	46.500	12	Alp1Cru	0.77500	30000.	93	4002	No
345	GOM_NL__2PRFIN20021205_154937_000000452011_00441_04002_1985.N1	05-DEC-2002 15:49:37	Dark	44.500	29	Bet Car	1.6720	10200.	89	4002	No
346	GOM_NL__2PRFIN20021205_155143_000000472011_00441_04002_1986.N1	05-DEC-2002 15:51:43	Dark	46.500	41	Eps Car	1.8600	4100.0	93	4002	No
347	GOM_NL__2PRFIN20021205_155356_000000532011_00441_04002_1987.N1	05-DEC-2002 15:53:56	Dark	52.500	34	Gam2Vel	1.7930	23000.	105	4002	No
348	GOM_NL__2PRFIN20021205_155657_000000572011_00441_04002_1988.N1	05-DEC-2002 15:56:57	Dark	56.500	2	Alp Car	-0.73600	7000.0	113	4002	No
349	GOM_NL__2PRFIN20021205_155908_000000652011_00441_04002_1989.N1	05-DEC-2002 15:59:08	Dark	64.500	117	Pi Pup	2.7060	3800.0	129	4002	No
350	GOM_NL__2PRFIN20021205_160247_000000672011_00441_04002_1990.N1	05-DEC-2002 16:02:47	Dark	66.500	23	21Eps CMa	1.5020	26000.	133	4002	No
351	GOM_NL__2PRFIN20021205_160449_000000682011_00441_04002_1991.N1	05-DEC-2002 16:04:49	Straylight	67.500	179	24Omi2CMa	3.0320	24000.	135	4002	No
352	GOM_NL__2PRFIN20021205_160838_000000812011_00441_04002_1992.N1	05-DEC-2002 16:08:38	Straylight	81.000	1	9Alp CMa	-1.4400	11000.	162	4002	No
353	GOM_NL__2PRFIN20021205_161208_000000572011_00441_04002_1993.N1	05-DEC-2002 16:12:08	Straylight	57.000	7	19Bet Ori	0.10000	14000.	114	4002	No
354	GOM_NL__2PRFIN20021205_161452_000000602011_00441_04002_1994.N1	05-DEC-2002 16:14:52	Straylight	60.000	30	46Eps Ori	1.6940	30000.	120	4002	No
355	GOM_NL__2PRFIN20021205_161727_000000582011_00441_04002_1995.N1	05-DEC-2002 16:17:27	Tw_i_and_stray	57.500	27	24Gam Ori	1.6360	26000.	115	4002	No
356	GOM_NL__2PRFIN20021205_161952_000000592011_00441_04002_1996.N1	05-DEC-2002 16:19:52	Bright	59.000	13	87Alp Tau	0.86700	3800.0	118	4002	No
357	GOM_NL__2PRFIN20021205_162143_000000382011_00441_04002_1997.N1	05-DEC-2002 16:21:43	Bright	38.000	105	6Bet Ari	2.6450	8900.0	76	4002	No
358	GOM_NL__2PRFIN20021205_162359_000000392011_00441_04002_1998.N1	05-DEC-2002 16:23:59	Bright	39.000	150	44Zet Per	2.8900	28000.	78	4002	No
359	GOM_NL__2PRFIN20021205_162624_000000382011_00441_04002_1999.N1	05-DEC-2002 16:26:24	Bright	38.000	79	26Bet Per	2.3100	13100.	76	4002	No
360	GOM_NL__2PRFIN20021205_162826_000000382011_00441_04002_2000.N1	05-DEC-2002 16:28:26	Bright	38.000	175	39Del Per	3.0100	19400.	76	4002	No
361	GOM_NL__2PRFIN20021205_162954_000000382011_00441_04002_2001.N1	05-DEC-2002 16:29:54	Bright	38.000	160	23Gam Per	2.9300	4700.0	76	4002	No
362	GOM_NL__2PRFIN20021205_163233_000000362011_00441_04002_2002.N1	05-DEC-2002 16:32:33	Bright	35.500	110	37Del Cas	2.6780	8900.0	71	4002	No
363	GOM_NL__2PRFIN20021205_163354_000000392011_00441_04002_2003.N1	05-DEC-2002 16:33:54	Bright	39.000	74	11Bet Cas	2.2680	6600.0	78	4002	No
364	GOM_NL__2PRFIN20021205_164001_000000382011_00441_04002_2004.N1	05-DEC-2002 16:40:01	Bright	38.000	49	1Alp UMi	1.9900	6300.0	76	4002	No
365	GOM_NL__2PRFIN20021205_164442_000000402011_00441_04002_2005.N1	05-DEC-2002 16:44:42	Bright	40.000	60	7Bet UMi	2.0810	3950.0	80	4002	No
366	GOM_NL__2PRFIN20021205_164614_000000512011_00441_04002_2006.N1	05-DEC-2002 16:46:14	Bright	50.500	36	50Alp UMa	1.8000	6300.0	101	4002	No
367	GOM_NL__2PRFIN20021205_164750_000000472011_00441_04002_2007.N1	05-DEC-2002 16:47:50	Bright	46.500	82	48Bet UMa	2.3650	10600.	93	4002	No
368	GOM_NL__2PRFIN20021205_164946_000000392011_00441_04002_2008.N1	05-DEC-2002 16:49:46	Bright	39.000	32	77Eps UMa	1.7630	11000.	78	4002	No
369	GOM_NL__2PRFIN20021205_165159_000000392011_00441_04002_2009.N1	05-DEC-2002 16:51:59	Bright	39.000	39	85Eta UMa	1.8540	24000.	78	4002	No
370	GOM_NL__2PRFIN20021205_165500_000000372011_00441_04002_2010.N1	05-DEC-2002 16:55:00	Bright	36.500	180	27Gam Boo	3.0400	8000.0	73	4002	No
371	GOM_NL__2PRFIN20021205_165804_000000372011_00441_04002_2011.N1	05-DEC-2002 16:58:04	Bright	36.500	83		2.3780	11000.	73	4002	No
372	GOM_NL__2PRFIN20021205_170036_000000382011_00441_04002_2012.N1	05-DEC-2002 17:00:36	Bright	38.000	3	16Alp Boo	-0.050000	4250.0	76	4002	No
373	GOM_NL__2PRFIN20021205_170503_000000862011_00441_04002_2013.N1	05-DEC-2002 17:05:03	Tw_i_and_stray	86.000	96	68Del Leo	2.5600	9300.0	172	4002	No
374	GOM_NL__2PRFIN20021205_170900_000000502011_00441_04002_2014.N1	05-DEC-2002 17:09:00	Bright	50.000	121	29Gam Vir	2.7400	7200.0	100	4002	No
375	GOM_NL__2PRFIN20021205_171352_000000502011_00441_04002_2015.N1	05-DEC-2002 17:13:52	Tw_i_and_stray	49.500	163	7Del Crv	2.9450	11000.	99	4002	No
376	GOM_NL__2PRFIN20021205_171525_000000542011_00441_04002_2016.N1	05-DEC-2002 17:15:25	Dark	53.500	106	9Bet Crv	2.6480	5600.0	107	4002	No
377	GOM_NL__2PRFIN20021205_171707_000000422011_00441_04002_2017.N1	05-DEC-2002 17:17:07	Dark	42.000	123	1ot Cen	2.7500	10200.	84	4002	No
378	GOM_NL__2PRFIN20021205_171908_000000402011_00441_04002_2018.N1	05-DEC-2002 17:19:08	Dark	39.500	95	Zet Cen	2.5450	26000.	79	4002	No
379	GOM_NL__2PRFIN20021205_172111_000000442011_00441_04002_2019.N1	05-DEC-2002 17:21:11	Dark	44.000	64	Gam Cen	2.2000	10600.	88	4002	No
380	GOM_NL__2PRFIN20021205_172316_000000532011_00441_04002_2020.N1	05-DEC-2002 17:23:16	Dark	53.000	26	Gam Cru	1.6240	2900.0	106	4002	No
381	GOM_NL__2PRFIN20021205_172438_000000492011_00442_04003_1985.N1	05-DEC-2002 17:24:38	Dark	49.000	12	Alp1Cru	0.77500	30000.	98	4003	No
382	GOM_NL__2PRFIN20021205_173013_000000422011_00442_04003_1986.N1	05-DEC-2002 17:30:13	Dark	41.500	29	Bet Car	1.6720	10200.	83	4003	No
383	GOM_NL__2PRFIN20021205_173220_000000442011_00442_04003_1987.N1	05-DEC-2002 17:32:20	Dark	44.000	41	Eps Car	1.8600	4100.0	88	4003	No
384	GOM_NL__2PRFIN20021205_173435_000000532011_00442_04003_1988.N1	05-DEC-2002 17:34:35	Dark	52.500	34	Gam2Vel	1.7930	23000.	105	4003	No
385	GOM_NL__2PRFIN20021205_173734_000000522011_00442_04003_1989.N1	05-DEC-2002 17:37:34	Dark	52.000	2	Alp Car	-0.73600	7000.0	104	4003	No
386	GOM_NL__2PRFIN20021205_173945_000000602011_00442_04003_1990.N1	05-DEC-2002 17:39:45	Dark	59.500	117	Pi Pup	2.7060	3800.0	119	4003	No
387	GOM_NL__2PRFIN20021205_174322_000000722011_00442_04003_1991.N1	05-DEC-2002 17:43:22	Dark	71.500	23	21Eps CMa	1.5020	26000.	143	4003	No
388	GOM_NL__2PRFIN20021205_174526_000000712011_00442_04003_1992.N1	05-DEC-2002 17:45:26	Straylight	71.000	179	24Omi2CMa	3.0320	24000.	142	4003	No
389	GOM_NL__2PRFIN20021205_174914_000000842011_00442_04003_1993.N1	05-DEC-2002 17:49:14	Straylight	83.500	1	9Alp CMa	-1.4400	11000.	167	4003	No
390	GOM_NL__2PRFIN20021205_175242_000000592011_00442_04003_1994.N1	05-DEC-2002 17:52:42	Straylight	59.000	7	19Bet Ori	0.10000	14000.	118	4003	No
391	GOM_NL__2PRFIN20021205_175527_000000612011_00442_04003_1995.N1	05-DEC-2002 17:55:27	Straylight	60.500	30	46Eps Ori	1.6940	30000.	121	4003	No
392	GOM_NL__2PRFIN20021205_175802_000000582011_00442_04003_1996.N1	05-DEC-2002 17:58:02	Tw_i_and_stray	58.000	27	24Gam Ori	1.6360	26000.	116	4003	No
393	GOM_NL__2PRFIN20021205_180027_000000592011_00442_04003_1997.N1	05-DEC-2002 18:00:27	Bright	58.500	13	87Alp Tau	0.86700	3800.0	117	4003	No
394	GOM_NL__2PRFIN20021205_180220_000000402011_00442_04003_1998.N1	05-DEC-2002 18:02:20	Bright	39.500	105	6Bet Ari	2.6450	8900.0	79	4003	No
395	GOM_NL__2PRFIN20021205_180434_000000392011_00442_04003_1999.N1	05-DEC-2002 18:04:34	Bright	38.500	150	44Zet Per	2.8900	28000.	77	4003	No
396	GOM_NL__2PRFIN20021205_180659_000000392011_00442_04003_2000.N1	05-DEC-2002 18:06:59	Bright	38.500	79	26Bet Per	2.3100	13100.	77	4003	No

397	GOM_NL__2PRFIN20021205_180902_000000392011_00442_04003_2001.N1	05-DEC-2002 18:09:02	Bright	38.500	175	39Del Per	3.0100	19400.	77	4003	No
398	GOM_NL__2PRFIN20021205_181030_000000402011_00442_04003_2002.N1	05-DEC-2002 18:10:30	Bright	39.500	160	23Gam Per	2.9300	4700.0	79	4003	No
399	GOM_NL__2PRFIN20021205_181309_000000382011_00442_04003_2003.N1	05-DEC-2002 18:13:09	Bright	37.500	110	37Del Cas	2.6780	8900.0	75	4003	No
400	GOM_NL__2PRFIN20021205_181430_000000392011_00442_04003_2004.N1	05-DEC-2002 18:14:30	Bright	38.500	74	11Bet Cas	2.2680	6600.0	77	4003	No
401	GOM_NL__2PRFIN20021205_182036_000000382011_00442_04003_2005.N1	05-DEC-2002 18:20:36	Bright	37.500	49	1Alp UMi	1.9900	6300.0	75	4003	No
402	GOM_NL__2PRFIN20021205_182518_000000392011_00442_04003_2006.N1	05-DEC-2002 18:25:18	Bright	38.500	60	7Bet UMi	2.0810	3950.0	77	4003	No
403	GOM_NL__2PRFIN20021205_182651_000000502011_00442_04003_2007.N1	05-DEC-2002 18:26:51	Bright	49.500	36	50Alp UMa	1.8000	6300.0	99	4003	No
404	GOM_NL__2PRFIN20021205_182826_000000492011_00442_04003_2008.N1	05-DEC-2002 18:28:26	Bright	48.500	82	48Bet UMa	2.3650	10600.	97	4003	No
405	GOM_NL__2PRFIN20021205_183022_000000432011_00442_04003_2009.N1	05-DEC-2002 18:30:22	Bright	43.000	32	77Eps UMa	1.7630	11000.	86	4003	No
406	GOM_NL__2PRFIN20021205_183233_000000422011_00442_04003_2010.N1	05-DEC-2002 18:32:33	Bright	42.000	39	85Eta UMa	1.8540	24000.	84	4003	No
407	GOM_NL__2PRFIN20021205_183534_000000402011_00442_04003_2011.N1	05-DEC-2002 18:35:34	Bright	39.500	180	27Gam Boo	3.0400	8000.0	79	4003	No
408	GOM_NL__2PRFIN20021205_183839_000000382011_00442_04003_2012.N1	05-DEC-2002 18:38:39	Bright	37.500	83		2.3780	11000.	75	4003	No
409	GOM_NL__2PRFIN20021205_184111_000000422011_00442_04003_2013.N1	05-DEC-2002 18:41:11	Bright	41.500	3	16Alp Boo	-0.050000	4250.0	83	4003	No
410	GOM_NL__2PRFIN20021205_184540_000000882011_00442_04003_2014.N1	05-DEC-2002 18:45:40	Tw_i_and_stray	88.000	96	68Del Leo	2.5600	9300.0	176	4003	No
411	GOM_NL__2PRFIN20021205_184937_000000532011_00442_04003_2015.N1	05-DEC-2002 18:49:37	Bright	52.500	121	29Gam Vir	2.7400	7200.0	105	4003	No
412	GOM_NL__2PRFIN20021205_185429_000000482011_00442_04003_2016.N1	05-DEC-2002 18:54:29	Tw_i_and_stray	47.500	163	7Del Crv	2.9450	11000.	95	4003	No
413	GOM_NL__2PRFIN20021205_185601_000000512011_00442_04003_2017.N1	05-DEC-2002 18:56:01	Dark	51.000	106	9Bet Crv	2.6480	5600.0	102	4003	No
414	GOM_NL__2PRFIN20021205_185744_000000422011_00442_04003_2018.N1	05-DEC-2002 18:57:44	Dark	41.500	123	1ot Cen	2.7500	10200.	83	4003	No
415	GOM_NL__2PRFIN20021205_185943_000000392011_00442_04003_2019.N1	05-DEC-2002 18:59:43	Dark	38.500	95	Zet Cen	2.5450	26000.	77	4003	No
416	GOM_NL__2PRFIN20021205_190149_000000442011_00442_04003_2020.N1	05-DEC-2002 19:01:49	Dark	43.500	64	Gam Cen	2.2000	10600.	87	4003	No
417	GOM_NL__2PRFIN20021205_190352_000000472011_00442_04003_2021.N1	05-DEC-2002 19:03:52	Dark	47.000	26	Gam Cru	1.6240	2900.0	94	4003	No
418	GOM_NL__2PRFIN20021205_190515_000000492011_00443_04004_9690.N1	05-DEC-2002 19:05:15	Dark	48.500	12	Alp1Cru	0.77500	30000.	97	4004	No
419	GOM_NL__2PRFIN20021205_191050_000000412011_00443_04004_9691.N1	05-DEC-2002 19:10:50	Dark	40.500	29	Bet Car	1.6720	10200.	81	4004	No
420	GOM_NL__2PRFIN20021205_191256_000000562011_00443_04004_9692.N1	05-DEC-2002 19:12:56	Dark	56.000	41	Eps Car	1.8600	4100.0	112	4004	No
421	GOM_NL__2PRFIN20021205_191512_000000512011_00443_04004_9693.N1	05-DEC-2002 19:15:12	Dark	51.000	34	Gam2Vel	1.7930	23000.	102	4004	No
422	GOM_NL__2PRFIN20021205_191811_000000522011_00443_04004_9694.N1	05-DEC-2002 19:18:11	Dark	51.500	2	Alp Car	-0.73600	7000.0	103	4004	No
423	GOM_NL__2PRFIN20021205_192022_000000632011_00443_04004_9695.N1	05-DEC-2002 19:20:22	Dark	62.500	117	Pi Pup	2.7060	3800.0	125	4004	No
424	GOM_NL__2PRFIN20021205_192358_000000692011_00443_04004_9696.N1	05-DEC-2002 19:23:58	Dark	69.000	23	21Eps CMa	1.5020	26000.	138	4004	No
425	GOM_NL__2PRFIN20021205_192602_000000702011_00443_04004_9697.N1	05-DEC-2002 19:26:02	Straylight	70.000	179	24Omi2CMa	3.0320	24000.	140	4004	No
426	GOM_NL__2PRFIN20021205_192950_000000822011_00443_04004_9698.N1	05-DEC-2002 19:29:50	Straylight	81.500	1	9Alp CMa	-1.4400	11000.	163	4004	No
427	GOM_NL__2PRFIN20021205_193318_000000582011_00443_04004_9699.N1	05-DEC-2002 19:33:18	Straylight	57.500	7	19Bet Ori	0.10000	14000.	115	4004	No
428	GOM_NL__2PRFIN20021205_193604_000000582011_00443_04004_9700.N1	05-DEC-2002 19:36:04	Straylight	58.000	30	46Eps Ori	1.6940	30000.	116	4004	No
429	GOM_NL__2PRFIN20021205_193838_000000602011_00443_04004_9701.N1	05-DEC-2002 19:38:38	Tw_i_and_stray	60.000	27	24Gam Ori	1.6360	26000.	120	4004	No
430	GOM_NL__2PRFIN20021205_194103_000000532011_00443_04004_9702.N1	05-DEC-2002 19:41:03	Bright	53.000	13	87Alp Tau	0.86700	3800.0	106	4004	No
431	GOM_NL__2PRFIN20021205_194256_000000392011_00443_04004_9703.N1	05-DEC-2002 19:42:56	Bright	39.000	105	6Bet Ari	2.6450	8900.0	78	4004	No
432	GOM_NL__2PRFIN20021205_194510_000000392011_00443_04004_9704.N1	05-DEC-2002 19:45:10	Bright	38.500	150	44Zet Per	2.8900	28000.	77	4004	No
433	GOM_NL__2PRFIN20021205_194735_000000382011_00443_04004_9705.N1	05-DEC-2002 19:47:35	Bright	38.000	79	26Bet Per	2.3100	13100.	76	4004	No
434	GOM_NL__2PRFIN20021205_194938_000000372011_00443_04004_9706.N1	05-DEC-2002 19:49:38	Bright	36.500	175	39Del Per	3.0100	19400.	73	4004	No
435	GOM_NL__2PRFIN20021205_195106_000000382011_00443_04004_9707.N1	05-DEC-2002 19:51:06	Bright	37.500	160	23Gam Per	2.9300	4700.0	75	4004	No
436	GOM_NL__2PRFIN20021205_195345_000000372011_00443_04004_9708.N1	05-DEC-2002 19:53:45	Bright	36.500	110	37Del Cas	2.6780	8900.0	73	4004	No
437	GOM_NL__2PRFIN20021205_195507_000000392011_00443_04004_9709.N1	05-DEC-2002 19:55:07	Bright	39.000	74	11Bet Cas	2.2680	6600.0	78	4004	No
438	GOM_NL__2PRFIN20021205_200112_000000382011_00443_04004_9710.N1	05-DEC-2002 20:01:12	Bright	38.000	49	1Alp UMi	1.9900	6300.0	76	4004	No
439	GOM_NL__2PRFIN20021205_200553_000000412011_00443_04004_9711.N1	05-DEC-2002 20:05:53	Bright	40.500	60	7Bet UMi	2.0810	3950.0	81	4004	No
440	GOM_NL__2PRFIN20021205_200727_000000482011_00443_04004_9712.N1	05-DEC-2002 20:07:27	Bright	47.500	36	50Alp UMa	1.8000	6300.0	95	4004	No
441	GOM_NL__2PRFIN20021205_200902_000000492011_00443_04004_9713.N1	05-DEC-2002 20:09:02	Bright	48.500	82	48Bet UMa	2.3650	10600.	97	4004	No
442	GOM_NL__2PRFIN20021205_201056_000000452011_00443_04004_9714.N1	05-DEC-2002 20:10:56	Bright	45.000	32	77Eps UMa	1.7630	11000.	90	4004	No
443	GOM_NL__2PRFIN20021205_201309_000000442011_00443_04004_9715.N1	05-DEC-2002 20:13:09	Bright	43.500	39	85Eta UMa	1.8540	24000.	87	4004	No
444	GOM_NL__2PRFIN20021205_201612_000000392011_00443_04004_9716.N1	05-DEC-2002 20:16:12	Bright	38.500	180	27Gam Boo	3.0400	8000.0	77	4004	No
445	GOM_NL__2PRFIN20021205_201915_000000362011_00443_04004_9717.N1	05-DEC-2002 20:19:15	Bright	35.500	83		2.3780	11000.	71	4004	No
446	GOM_NL__2PRFIN20021205_202147_000000392011_00443_04004_9718.N1	05-DEC-2002 20:21:47	Bright	38.500	3	16Alp Boo	-0.050000	4250.0	77	4004	No
447	GOM_NL__2PRFIN20021205_202618_000000892011_00443_04004_9719.N1	05-DEC-2002 20:26:18	Tw_i_and_stray	88.500	96	68Del Leo	2.5600	9300.0	177	4004	No
448	GOM_NL__2PRFIN20021205_203013_000000532011_00443_04004_9720.N1	05-DEC-2002 20:30:13	Bright	53.000	121	29Gam Vir	2.7400	7200.0	106	4004	No
449	GOM_NL__2PRFIN20021205_203504_000000522011_00443_04004_9721.N1	05-DEC-2002 20:35:04	Tw_i_and_stray	51.500	163	7Del Crv	2.9450	11000.	103	4004	No
450	GOM_NL__2PRFIN20021205_203638_000000512011_00443_04004_9722.N1	05-DEC-2002 20:36:38	Dark	51.000	106	9Bet Crv	2.6480	5600.0	102	4004	No
451	GOM_NL__2PRFIN20021205_203820_000000442011_00443_04004_9723.N1	05-DEC-2002 20:38:20	Dark	43.500	123	1ot Cen	2.7500	10200.	87	4004	No
452	GOM_NL__2PRFIN20021205_204020_000000392011_00443_04004_9724.N1	05-DEC-2002 20:40:20	Dark	38.500	95	Zet Cen	2.5450	26000.	77	4004	No
453	GOM_NL__2PRFIN20021205_204225_000000442011_00443_04004_9725.N1	05-DEC-2002 20:42:25	Dark	43.500	64	Gam Cen	2.2000	10600.	87	4004	No
454	GOM_NL__2PRFIN20021205_204428_000000472011_00443_04004_9726.N1	05-DEC-2002 20:44:28	Dark	46.500	26	Gam Cru	1.6240	2900.0	93	4004	No
455	GOM_NL__2PRFIN20021205_204708_000000462011_00444_04005_9690.N1	05-DEC-2002 20:47:08	Dark	45.500	113	Mu Vel	2.6920	5000.0	91	4005	No

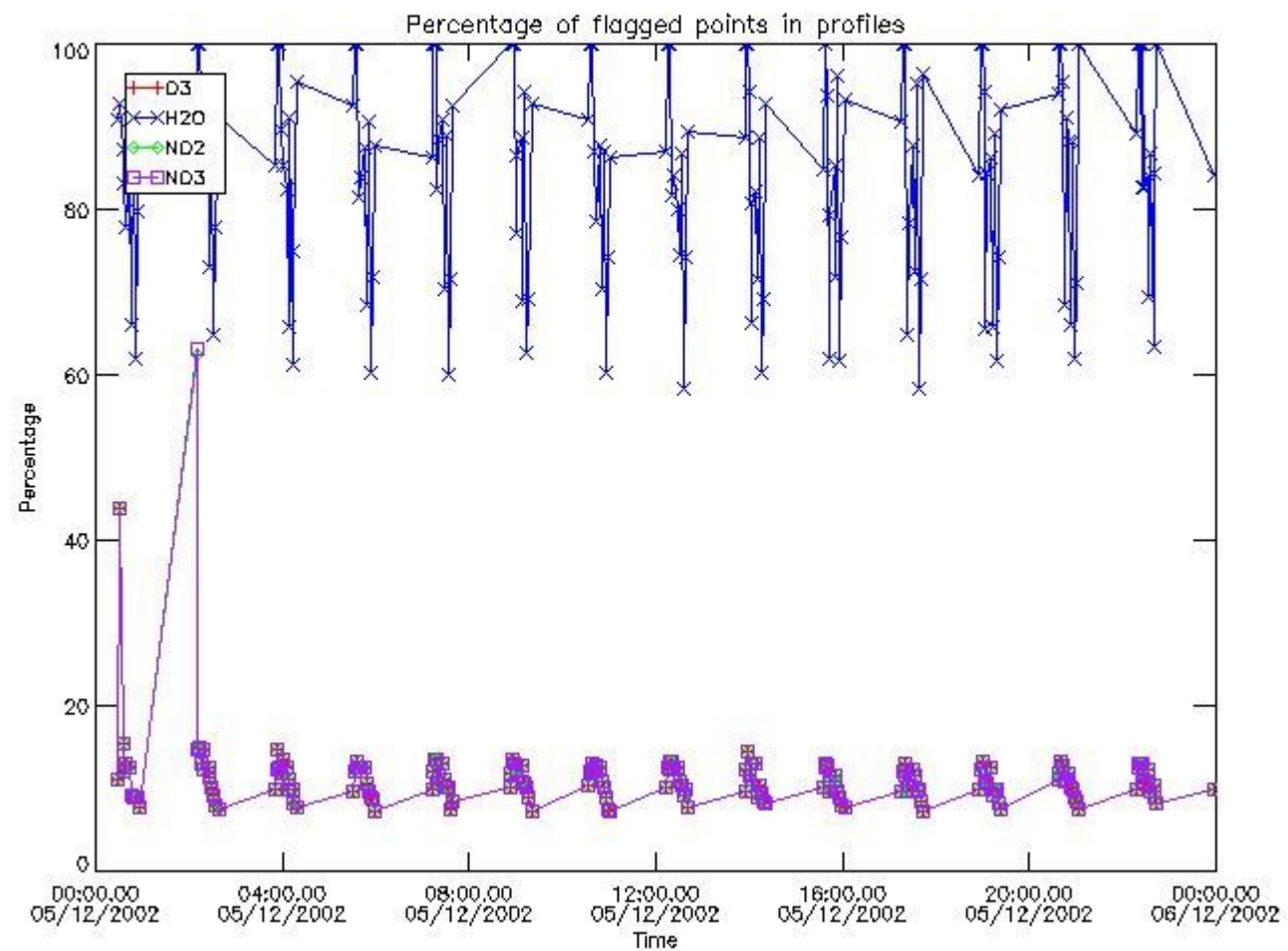
456	GOM_NL__2PRFIN20021205_205125_000000432011_00444_04005_9691.N1	05-DEC-2002 20:51:25	Dark	43.000	29	Bet Car	1.6720	10200.	86	4005	No
457	GOM_NL__2PRFIN20021205_205332_000000512011_00444_04005_9692.N1	05-DEC-2002 20:53:32	Dark	50.500	41	Eps Car	1.8600	4100.0	101	4005	No
458	GOM_NL__2PRFIN20021205_205548_000000522011_00444_04005_9693.N1	05-DEC-2002 20:55:48	Dark	51.500	34	Gam2Vel	1.7930	23000.	103	4005	No
459	GOM_NL__2PRFIN20021205_205845_000000572011_00444_04005_9694.N1	05-DEC-2002 20:58:45	Dark	57.000	2	Alp Car	-0.73600	7000.0	114	4005	No
460	GOM_NL__2PRFIN20021205_210058_000000662011_00444_04005_9695.N1	05-DEC-2002 21:00:58	Dark	66.000	117	Pi Pup	2.7060	3800.0	132	4005	No
461	GOM_NL__2PRFIN20021205_210327_000000682011_00444_04005_9696.N1	05-DEC-2002 21:03:27	Dark	68.000	88	31Eta CMa	2.4480	20000.	136	4005	No
462	GOM_NL__2PRFIN20021205_210520_000000752011_00444_04005_9697.N1	05-DEC-2002 21:05:20	Straylight	74.500	37	25Del CMa	1.8300	5900.0	149	4005	No
463	GOM_NL__2PRFIN20021205_211003_000000612011_00444_04005_9698.N1	05-DEC-2002 21:10:03	Straylight	61.000	47	2Bet CMa	1.9760	28000.	122	4005	No
464	GOM_NL__2PRFIN20021205_211330_000000592011_00444_04005_9699.N1	05-DEC-2002 21:13:30	Straylight	58.500	56	53Kap Ori	2.0650	30000.	117	4005	No
465	GOM_NL__2PRFIN20021205_211626_000000632011_00444_04005_9700.N1	05-DEC-2002 21:16:26	Straylight	63.000	33	50Zet Ori	1.7660	30000.	126	4005	No
466	GOM_NL__2PRFIN20021205_211911_000000582011_00444_04005_9701.N1	05-DEC-2002 21:19:11	Tw_i_and_stray	58.000	27	24Gam Ori	1.6360	26000.	116	4005	No
467	GOM_NL__2PRFIN20021205_212140_000000592011_00444_04005_9702.N1	05-DEC-2002 21:21:40	Bright	59.000	13	87Alp Tau	0.86700	3800.0	118	4005	No
468	GOM_NL__2PRFIN20021205_212400_000000392011_00444_04005_9703.N1	05-DEC-2002 21:24:00	Bright	39.000	50	13Alp Ari	2.0070	4250.0	78	4005	No
469	GOM_NL__2PRFIN20021205_212546_000000392011_00444_04005_9704.N1	05-DEC-2002 21:25:46	Bright	38.500	150	44Zet Per	2.8900	28000.	77	4005	No
470	GOM_NL__2PRFIN20021205_212812_000000382011_00444_04005_9705.N1	05-DEC-2002 21:28:12	Bright	38.000	79	26Bet Per	2.3100	13100.	76	4005	No
471	GOM_NL__2PRFIN20021205_213014_000000382011_00444_04005_9706.N1	05-DEC-2002 21:30:14	Bright	38.000	175	39Del Per	3.0100	19400.	76	4005	No
472	GOM_NL__2PRFIN20021205_213143_000000382011_00444_04005_9707.N1	05-DEC-2002 21:31:43	Bright	37.500	160	23Gam Per	2.9300	4700.0	75	4005	No
473	GOM_NL__2PRFIN20021205_213421_000000362011_00444_04005_9708.N1	05-DEC-2002 21:34:21	Bright	36.000	110	37Del Cas	2.6780	8900.0	72	4005	No
474	GOM_NL__2PRFIN20021205_213543_000000382011_00444_04005_9709.N1	05-DEC-2002 21:35:43	Bright	38.000	74	11Bet Cas	2.2680	6600.0	76	4005	No
475	GOM_NL__2PRFIN20021205_214148_000000392011_00444_04005_9710.N1	05-DEC-2002 21:41:48	Bright	38.500	49	1Alp UMi	1.9900	6300.0	77	4005	No
476	GOM_NL__2PRFIN20021205_214631_000000392011_00444_04005_9711.N1	05-DEC-2002 21:46:31	Bright	39.000	60	7Bet UMi	2.0810	3950.0	78	4005	No
477	GOM_NL__2PRFIN20021205_214801_000000502011_00444_04005_9712.N1	05-DEC-2002 21:48:01	Bright	49.500	36	50Alp UMa	1.8000	6300.0	99	4005	No
478	GOM_NL__2PRFIN20021205_214935_000000512011_00444_04005_9713.N1	05-DEC-2002 21:49:35	Bright	51.000	82	48Bet UMa	2.3650	10600.	102	4005	No
479	GOM_NL__2PRFIN20021205_215134_000000412011_00444_04005_9714.N1	05-DEC-2002 21:51:34	Bright	41.000	32	77Eps UMa	1.7630	11000.	82	4005	No
480	GOM_NL__2PRFIN20021205_215347_000000382011_00444_04005_9715.N1	05-DEC-2002 21:53:47	Bright	38.000	39	85Eta UMa	1.8540	24000.	76	4005	No
481	GOM_NL__2PRFIN20021205_215646_000000402011_00444_04005_9716.N1	05-DEC-2002 21:56:46	Bright	39.500	180	27Gam Boo	3.0400	8000.0	79	4005	No
482	GOM_NL__2PRFIN20021205_215952_000000362011_00444_04005_9717.N1	05-DEC-2002 21:59:52	Bright	36.000	83		2.3780	11000.	72	4005	No
483	GOM_NL__2PRFIN20021205_220256_000000392011_00444_04005_9718.N1	05-DEC-2002 22:02:56	Bright	39.000	111	8Eta Boo	2.6800	6000.0	78	4005	No
484	GOM_NL__2PRFIN20021205_220654_000000952011_00444_04005_9719.N1	05-DEC-2002 22:06:54	Tw_i_and_stray	95.000	96	68Del Leo	2.5600	9300.0	190	4005	No
485	GOM_NL__2PRFIN20021205_221050_000000552011_00444_04005_9720.N1	05-DEC-2002 22:10:50	Bright	55.000	121	29Gam Vir	2.7400	7200.0	110	4005	No
486	GOM_NL__2PRFIN20021205_221543_000000482011_00444_04005_9721.N1	05-DEC-2002 22:15:43	Tw_i_and_stray	47.500	163	7Del Crv	2.9450	11000.	95	4005	No
487	GOM_NL__2PRFIN20021205_221715_000000512011_00444_04005_9722.N1	05-DEC-2002 22:17:15	Dark	51.000	106	9Bet Crv	2.6480	5600.0	102	4005	No
488	GOM_NL__2PRFIN20021205_221857_000000412011_00444_04005_9723.N1	05-DEC-2002 22:18:57	Dark	40.500	123	1ot Cen	2.7500	10200.	81	4005	No
489	GOM_NL__2PRFIN20021205_222056_000000392011_00444_04005_9724.N1	05-DEC-2002 22:20:56	Dark	39.000	95	Zet Cen	2.5450	26000.	78	4005	No
490	GOM_NL__2PRFIN20021205_222247_000000402011_00444_04005_9725.N1	05-DEC-2002 22:22:47	Dark	39.500	77	Eps Cen	2.3030	28000.	79	4005	No
491	GOM_NL__2PRFIN20021205_222412_000000442011_00444_04005_9726.N1	05-DEC-2002 22:24:12	Dark	43.500	4	Alp1Cen	-0.010000	5800.0	87	4005	No
492	GOM_NL__2PRFIN20021205_222550_000000402011_00445_04006_1983.N1	05-DEC-2002 22:25:50	Dark	39.500	129	Del Cru	2.7930	26000.	79	4006	No
493	GOM_NL__2PRFIN20021205_222744_000000472011_00445_04006_1984.N1	05-DEC-2002 22:27:44	Dark	46.500	113	Mu Vel	2.6920	5000.0	93	4006	No
494	GOM_NL__2PRFIN20021205_223201_000000422011_00445_04006_1985.N1	05-DEC-2002 22:32:01	Dark	41.500	29	Bet Car	1.6720	10200.	83	4006	No
495	GOM_NL__2PRFIN20021205_223409_000000482011_00445_04006_1986.N1	05-DEC-2002 22:34:09	Dark	48.000	41	Eps Car	1.8600	4100.0	96	4006	No
496	GOM_NL__2PRFIN20021205_223623_000000532011_00445_04006_1987.N1	05-DEC-2002 22:36:23	Dark	53.000	34	Gam2Vel	1.7930	23000.	106	4006	No
497	GOM_NL__2PRFIN20021205_223923_000000502011_00445_04006_1988.N1	05-DEC-2002 22:39:23	Dark	49.500	2	Alp Car	-0.73600	7000.0	99	4006	No
498	GOM_NL__2PRFIN20021205_224135_000000582011_00445_04006_1989.N1	05-DEC-2002 22:41:35	Dark	57.500	117	Pi Pup	2.7060	3800.0	115	4006	No
499	GOM_NL__2PRFIN20021205_224404_000000632011_00445_04006_1990.N1	05-DEC-2002 22:44:04	Dark	62.500	88	31Eta CMa	2.4480	20000.	125	4006	No
500	GOM_NL__2PRFIN20021205_224556_000000742011_00445_04006_1991.N1	05-DEC-2002 22:45:56	Straylight	73.500	37	25Del CMa	1.8300	5900.0	147	4006	No
501	GOM_NL__2PRFIN20021205_225038_000000552011_00445_04006_1992.N1	05-DEC-2002 22:50:38	Straylight	54.500	47	2Bet CMa	1.9760	28000.	109	4006	No
502	GOM_NL__2PRFIN20021205_225406_000000562011_00445_04006_1993.N1	05-DEC-2002 22:54:06	Straylight	55.500	56	53Kap Ori	2.0650	30000.	111	4006	No
503	GOM_NL__2PRFIN20021205_225702_000000592011_00445_04006_1994.N1	05-DEC-2002 22:57:02	Straylight	58.500	33	50Zet Ori	1.7660	30000.	117	4006	No
504	GOM_NL__2PRFIN20021205_225947_000000622011_00445_04006_1995.N1	05-DEC-2002 22:59:47	Tw_i_and_stray	62.000	27	24Gam Ori	1.6360	26000.	124	4006	No
505	GOM_NL__2PRFIN20021205_230215_000000512011_00445_04006_1996.N1	05-DEC-2002 23:02:15	Bright	50.500	13	87Alp Tau	0.86700	3800.0	101	4006	No
506	GOM_NL__2PRFIN20021205_230436_000000392011_00445_04006_1997.N1	05-DEC-2002 23:04:36	Bright	39.000	50	13Alp Ari	2.0070	4250.0	78	4006	No
507	GOM_NL__2PRFIN20021205_230621_000000392011_00445_04006_1998.N1	05-DEC-2002 23:06:21	Bright	39.000	150	44Zet Per	2.8900	28000.	78	4006	No
508	GOM_NL__2PRFIN20021205_230848_000000382011_00445_04006_1999.N1	05-DEC-2002 23:08:48	Bright	37.500	79	26Bet Per	2.3100	13100.	75	4006	No
509	GOM_NL__2PRFIN20021205_231050_000000382011_00445_04006_2000.N1	05-DEC-2002 23:10:50	Bright	38.000	175	39Del Per	3.0100	19400.	76	4006	No
510	GOM_NL__2PRFIN20021205_231219_000000382011_00445_04006_2001.N1	05-DEC-2002 23:12:19	Bright	37.500	160	23Gam Per	2.9300	4700.0	75	4006	No
511	GOM_NL__2PRFIN20021205_231457_000000372011_00445_04006_2002.N1	05-DEC-2002 23:14:57	Bright	36.500	110	37Del Cas	2.6780	8900.0	73	4006	No
512	GOM_NL__2PRFIN20021205_231619_000000382011_00445_04006_2003.N1	05-DEC-2002 23:16:19	Bright	38.000	74	11Bet Cas	2.2680	6600.0	76	4006	No
513	GOM_NL__2PRFIN20021205_232224_000000392011_00445_04006_2004.N1	05-DEC-2002 23:22:24	Bright	38.500	49	1Alp UMi	1.9900	6300.0	77	4006	No
514	GOM_NL__2PRFIN20021205_232704_000000412011_00445_04006_2005.N1	05-DEC-2002 23:27:04	Bright	41.000	60	7Bet UMi	2.0810	3950.0	82	4006	No

515	GOM_NL__2PRFIN20021205_232836_000000512011_00445_04006_2006.N1	05-DEC-2002 23:28:36	Bright	51.000	36	50Alp UMa	1.8000	6300.0	102	4006	No
516	GOM_NL__2PRFIN20021205_233012_000000492011_00445_04006_2007.N1	05-DEC-2002 23:30:12	Bright	49.000	82	48Bet UMa	2.3650	10600.	98	4006	No
517	GOM_NL__2PRFIN20021205_233209_000000452011_00445_04006_2008.N1	05-DEC-2002 23:32:09	Bright	44.500	32	77Eps UMa	1.7630	11000.	89	4006	No
518	GOM_NL__2PRFIN20021205_233422_000000412011_00445_04006_2009.N1	05-DEC-2002 23:34:22	Bright	40.500	39	85Eta UMa	1.8540	24000.	81	4006	No
519	GOM_NL__2PRFIN20021205_233724_000000382011_00445_04006_2010.N1	05-DEC-2002 23:37:24	Bright	37.500	180	27Gam Boo	3.0400	8000.0	75	4006	No
520	GOM_NL__2PRFIN20021205_234027_000000382011_00445_04006_2011.N1	05-DEC-2002 23:40:27	Bright	37.500	83		2.3780	11000.	75	4006	No
521	GOM_NL__2PRFIN20021205_234330_000000422011_00445_04006_2012.N1	05-DEC-2002 23:43:30	Bright	41.500	111	8Eta Boo	2.6800	6000.0	83	4006	No
522	GOM_NL__2PRFIN20021205_234731_000000932011_00445_04006_2013.N1	05-DEC-2002 23:47:31	Twilight_stray	93.000	96	68Del Leo	2.5600	9300.0	186	4006	No
523	GOM_NL__2PRFIN20021205_235127_000000522011_00445_04006_2014.N1	05-DEC-2002 23:51:27	Bright	51.500	121	29Gam Vir	2.7400	7200.0	103	4006	No
524	GOM_NL__2PRFIN20021205_235617_000000502011_00445_04006_2015.N1	05-DEC-2002 23:56:17	Twilight_stray	50.000	163	7Del Crv	2.9450	11000.	100	4006	No
525	GOM_NL__2PRFIN20021205_235753_000000512011_00445_04006_2016.N1	05-DEC-2002 23:57:53	Dark	51.000	106	9Bet Crv	2.6480	5600.0	102	4006	No

3. Quality information per product


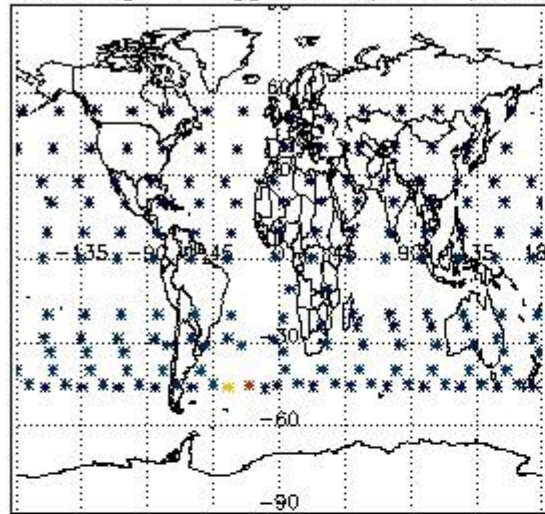
In this section it is plotted some information contained in the Quality Summary data set of the level 2 products. Only products in dark limb conditions and without errors (error flag in the MPH set to "0") are used.

3.1 Plot quality information per product (time dependant)

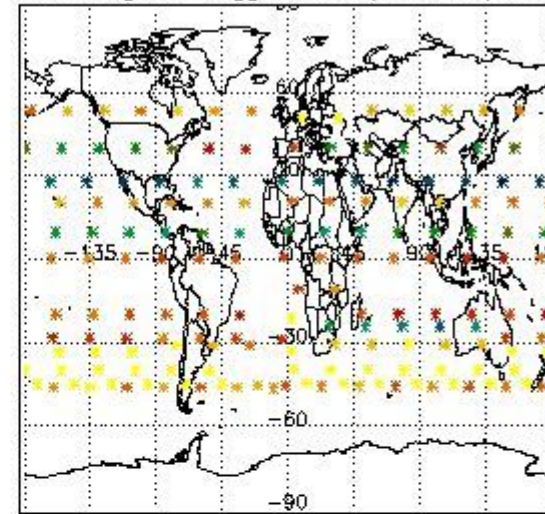


3.2 Plot quality information per product (world map)


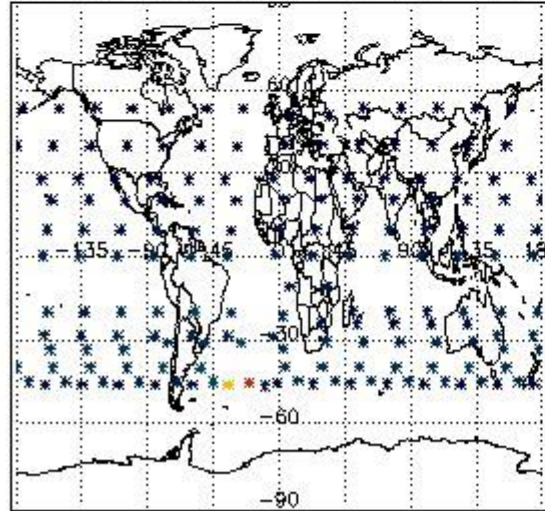
Percentage of flagged data per O3 profile



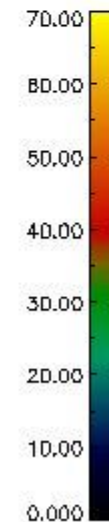
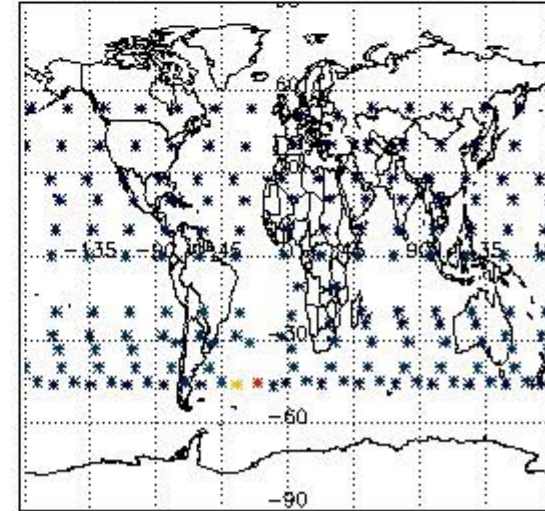
Percentage of flagged data per H2O profile



Percentage of flagged data per NO2 profile



Percentage of flagged data per NO3 profile

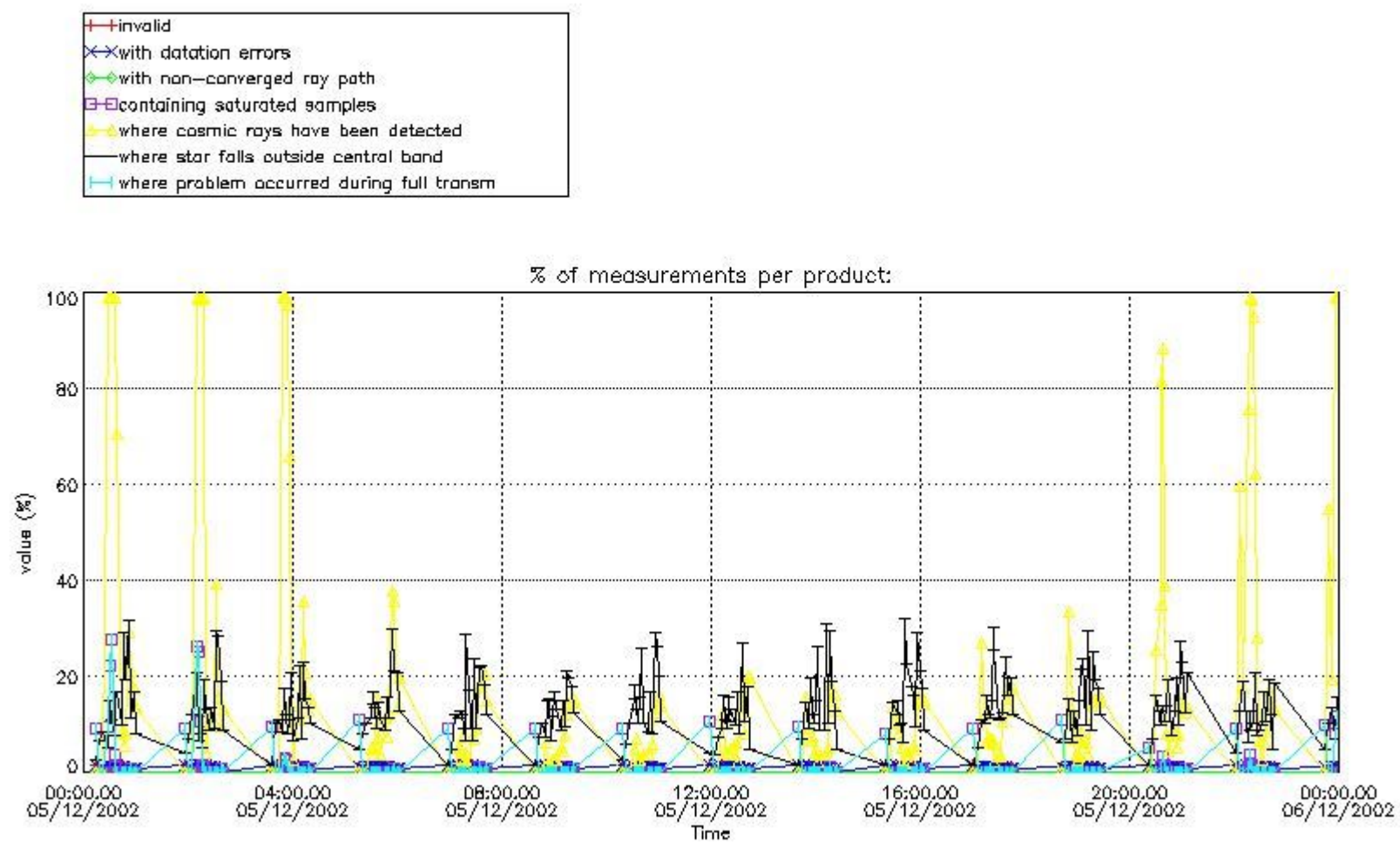


4. Level 1 quality information per product

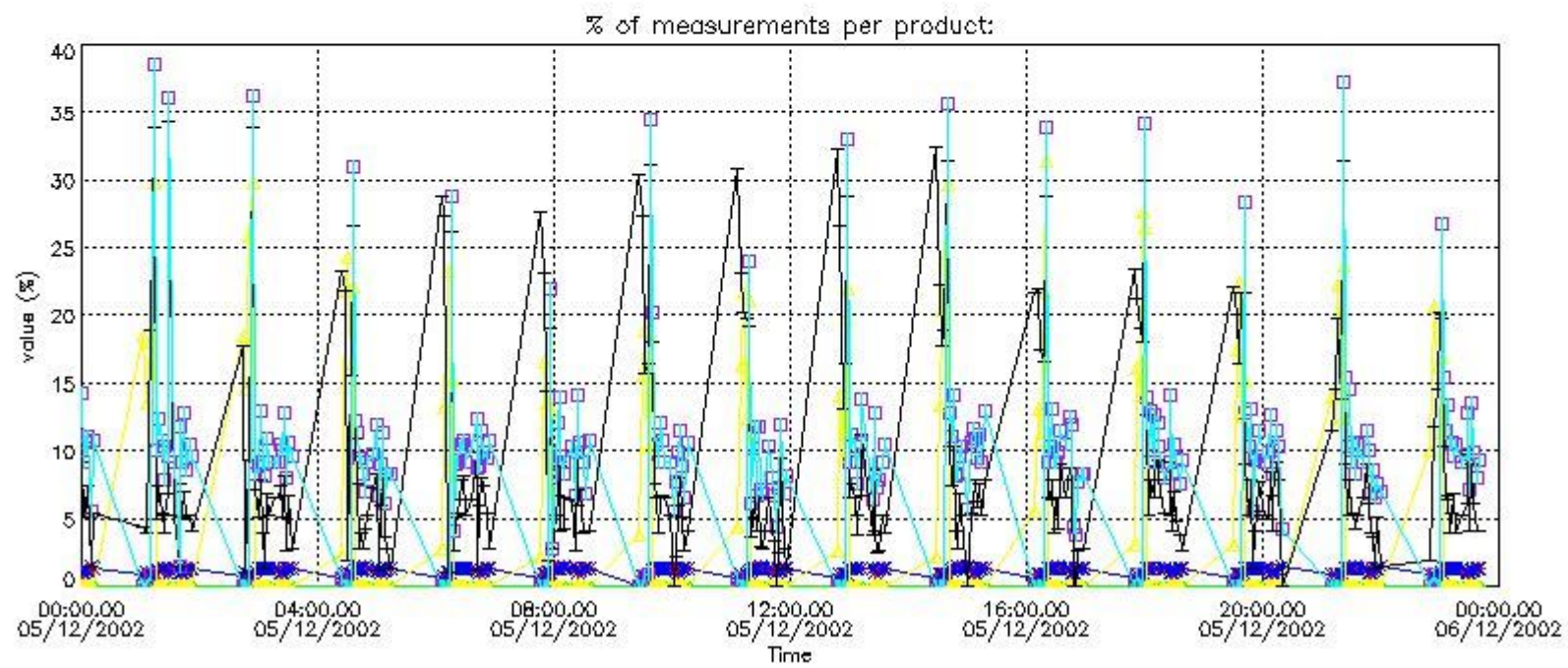
In this section it is plotted some information contained in the Quality Summary data set of the level 2 products that comes from the level 1b processing. Products without errors (error flag in the MPH set to "0") are used.

4.1 Plot quality information per product (time dependant) coming from level 1b processing

4.1.1 Plot level 1 quality information per product (time dependant): ENVISAT ASCENDING passes

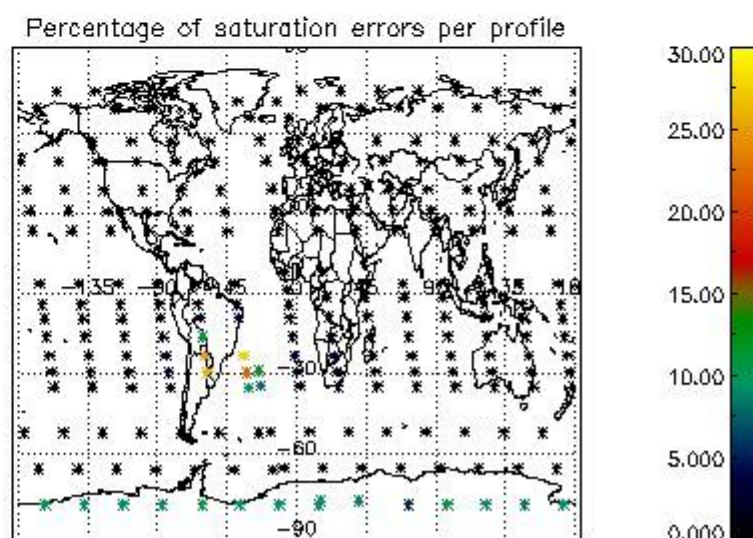
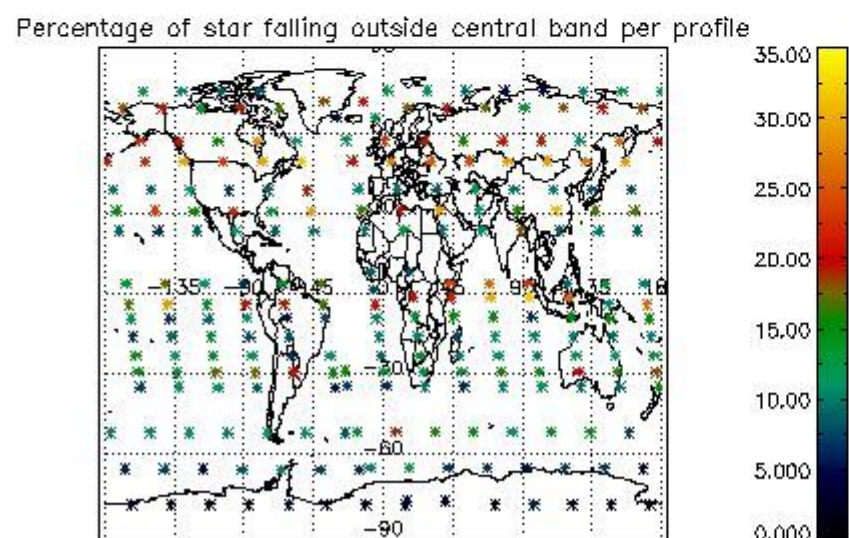
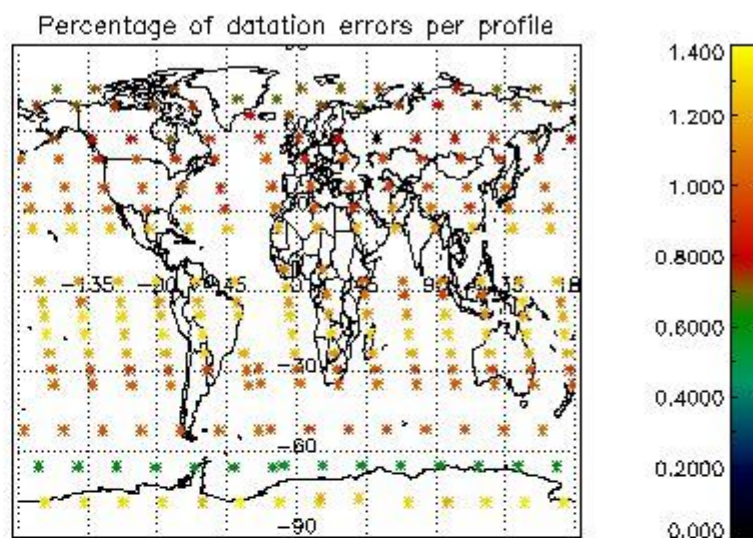
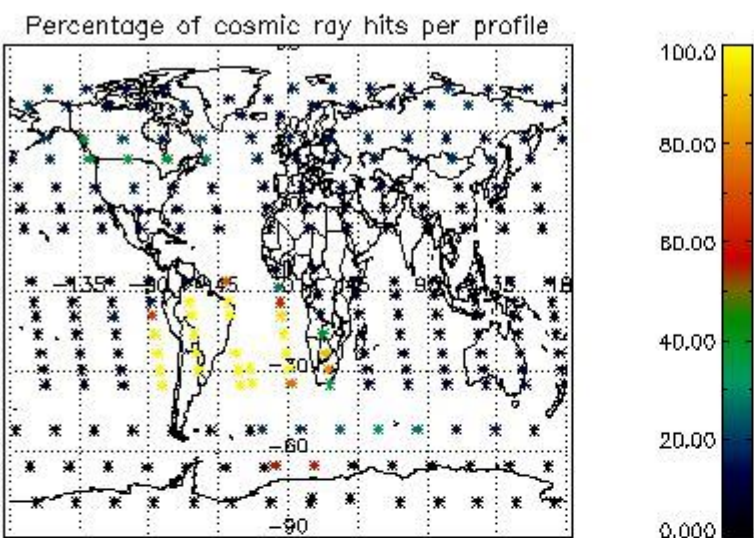


4.1.2 Plot level 1 quality information per product (time dependant): ENVI SAT DESCENDING passes

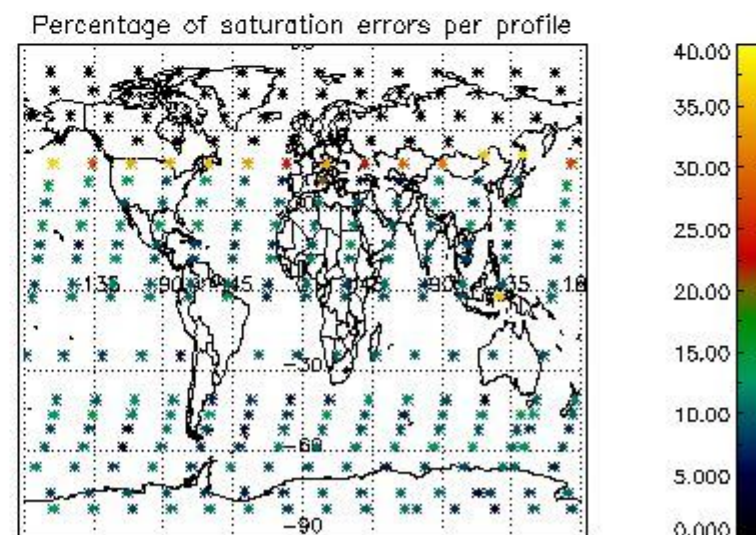
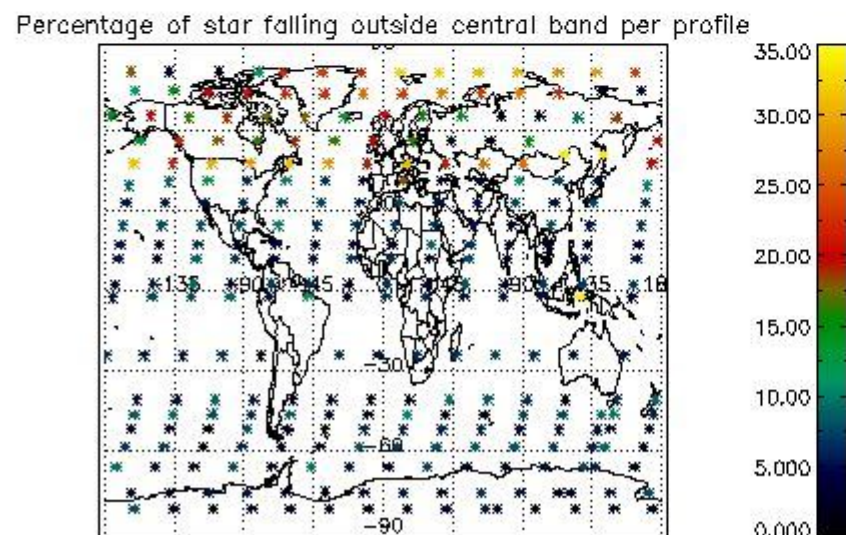
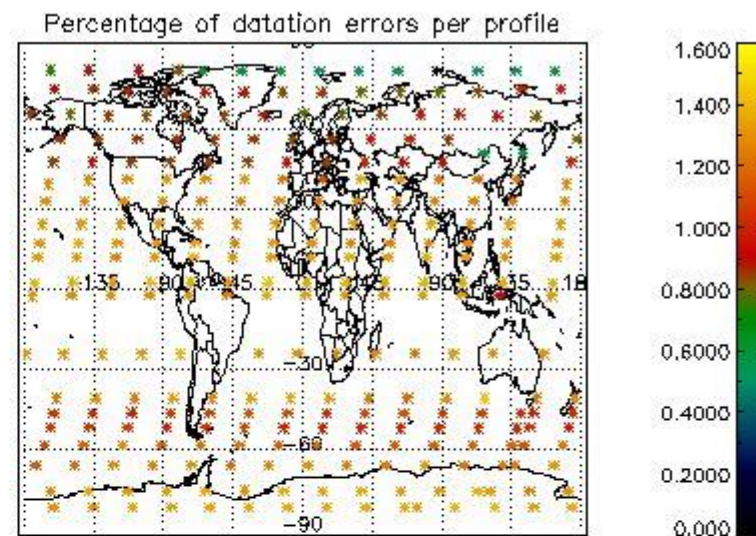
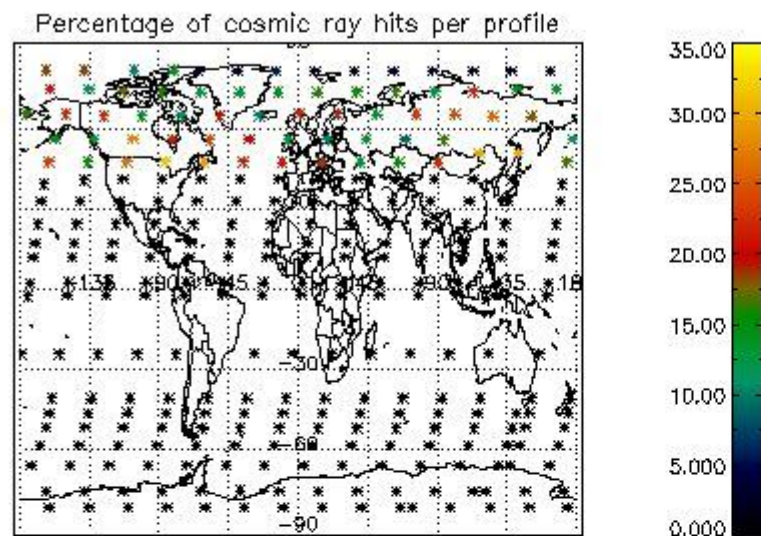


4.2 Plot quality information per product coming from level 1b processing (world map)

4.2.1 Plot level 1 quality information per product (world map): ENVISAT ASCENDING passes



4.2.2 Plot level 1 quality information per product (world map): ENVISAT DESCENDING passes



5. Trace gas profiles

5.1 Ozone statistics based on quality of products

The final quality of the products can be "measured" using the STD (Standard Deviation) attached to every point profile. This information is written to the parameter GOM_NL__2P/NL_LOCAL_SPECIES_DENSITY/o3_std of the level 2 products. The table below shows the statistics for given STD ranges.

The statistics are given with respect to the overall valid production:

- Products without fatal errors: GOM_NL__2P/MPH/PRODUCT_ERR=0
- Valid point profile: GOM_NL__2P/NL_LOCAL_SPECIES_DENSITY/pcd(0)=0

The 'Criteria' is applied to valid points of dark limb products:

- Products in dark limb illumination condition: GOM_NL__2P/NL_SUMMARY_QUALITY/obs_ill_cond=0
- Products without fatal errors: GOM_NL__2P/MPH/PRODUCT_ERR=0
- Valid point profile: GOM_NL__2P/NL_LOCAL_SPECIES_DENSITY/pcd(0)=0

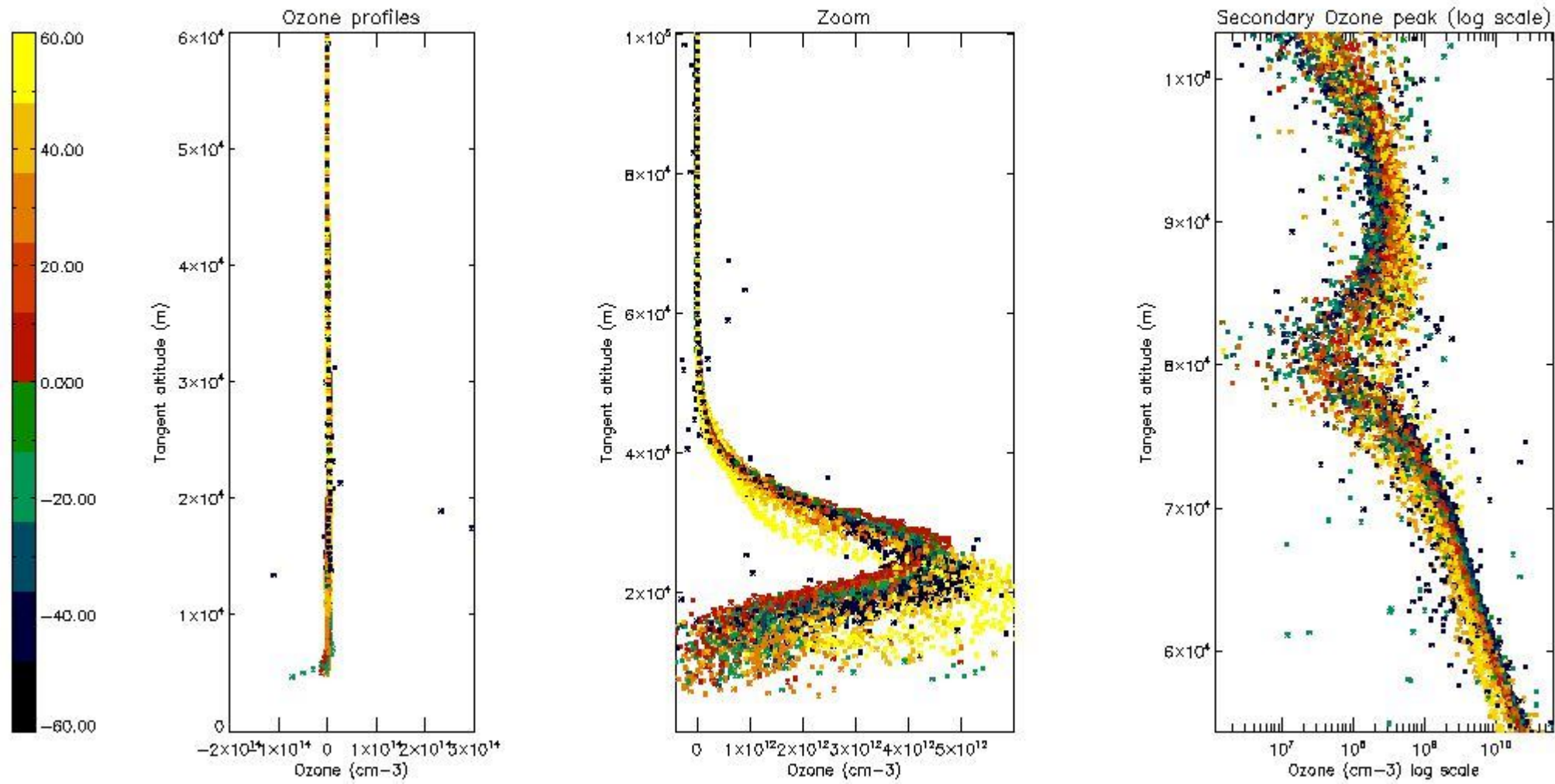
So, the table below shows the percentage of dark limb and valid observations for each criteria with respect to the overall valid daily observations.

Criteria	% of total production
All STD	33
STD < 20	20

STD < 10	17
STD < 5	12

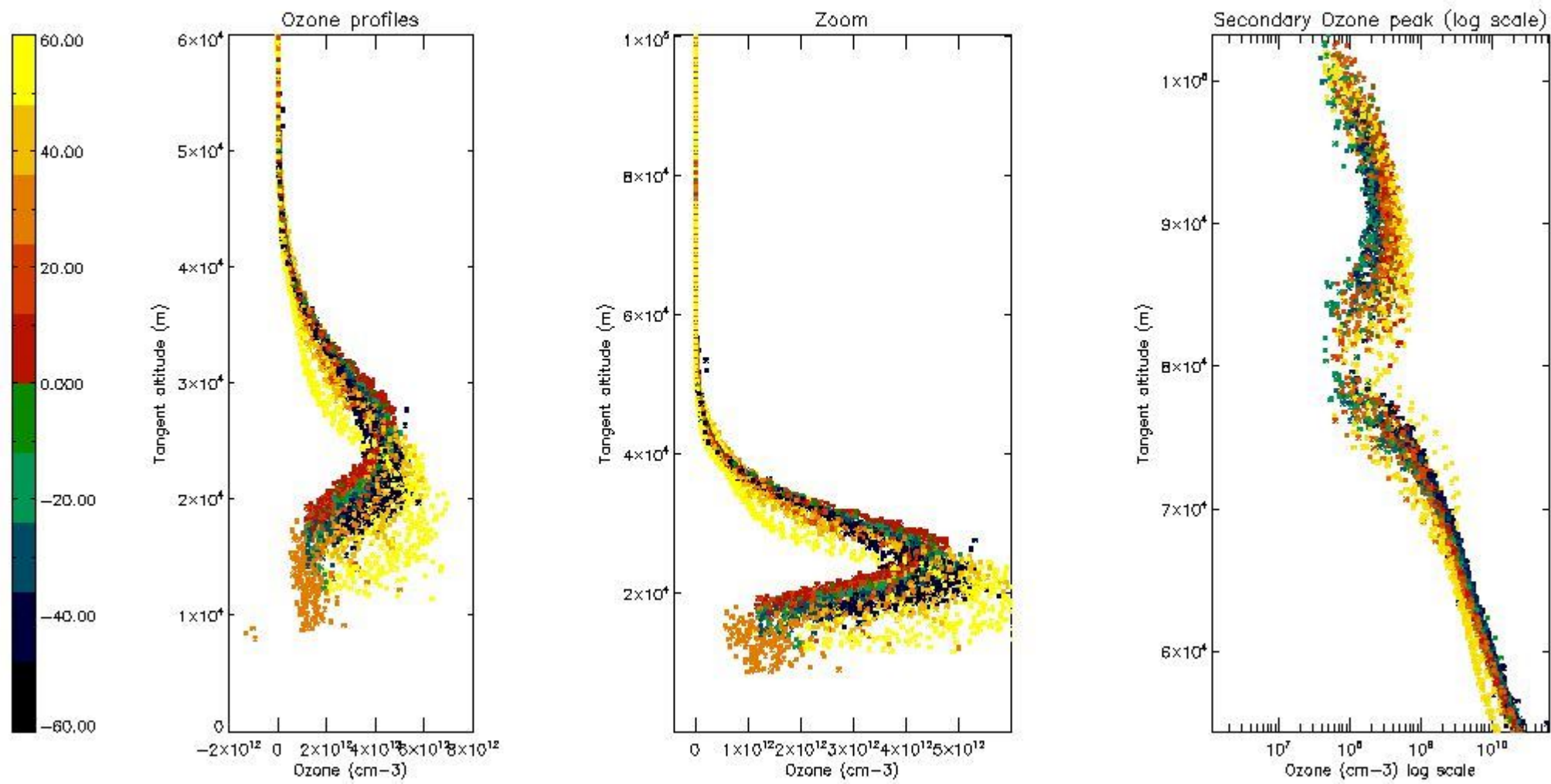
5.2 Plot ozone profiles for all STD (dark without errors)

The colorbar represents the latitude.



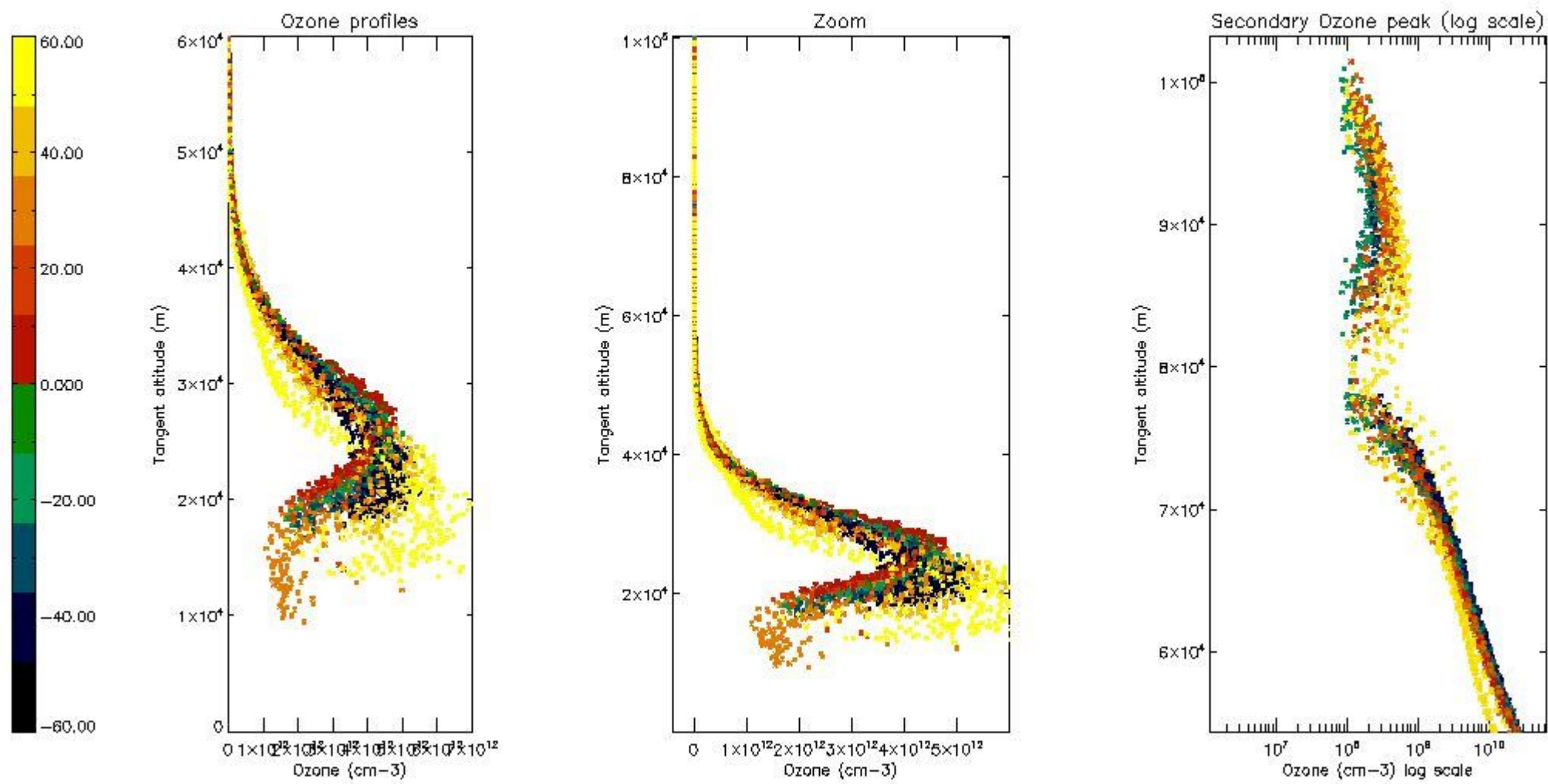
5.3 Plot ozone profiles where STD < 20% (dark without errors)

The colorbar represents the latitude.



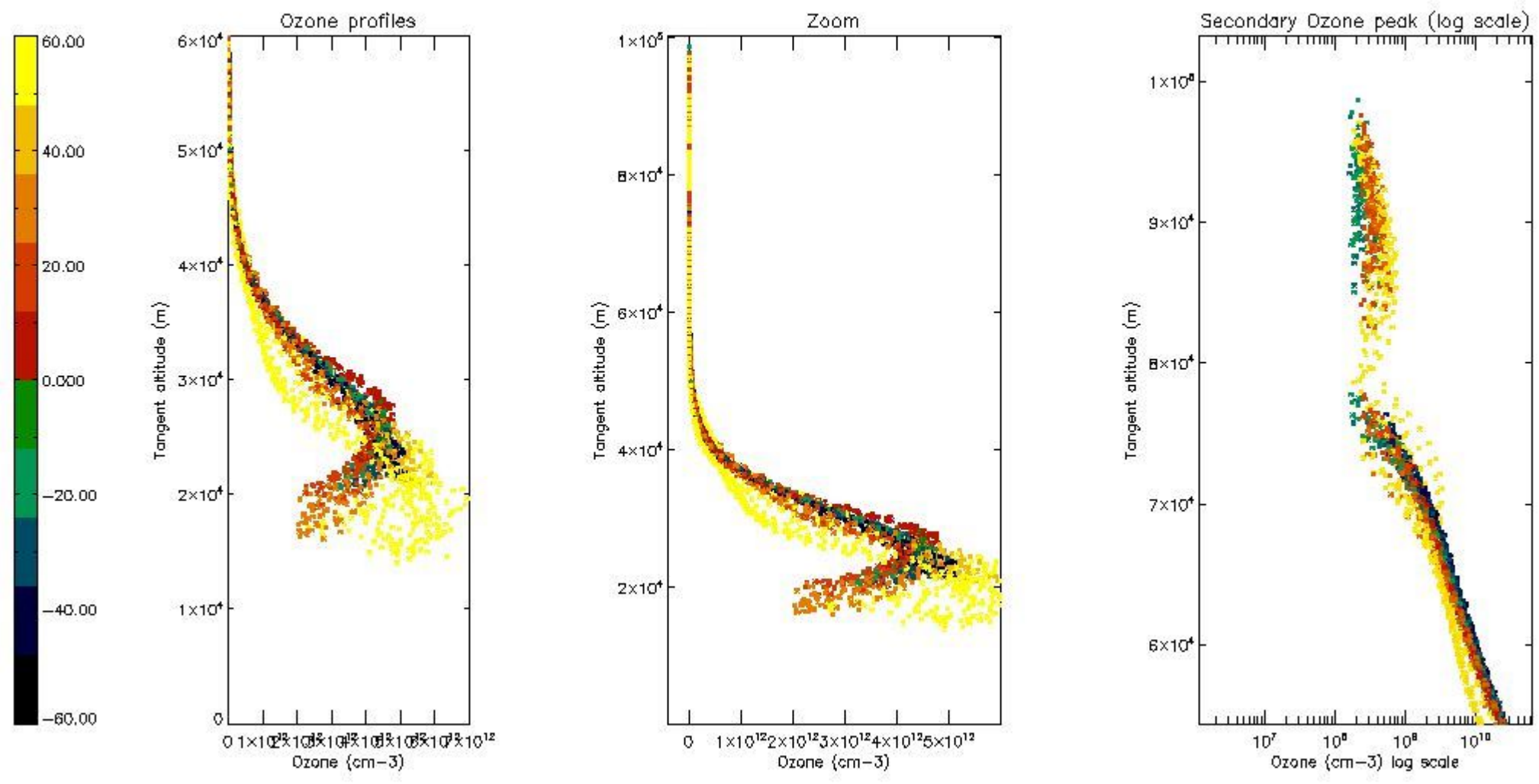
5.4 Plot ozone profiles where $STD < 10\%$ (dark without errors)

The colorbar represents the latitude.



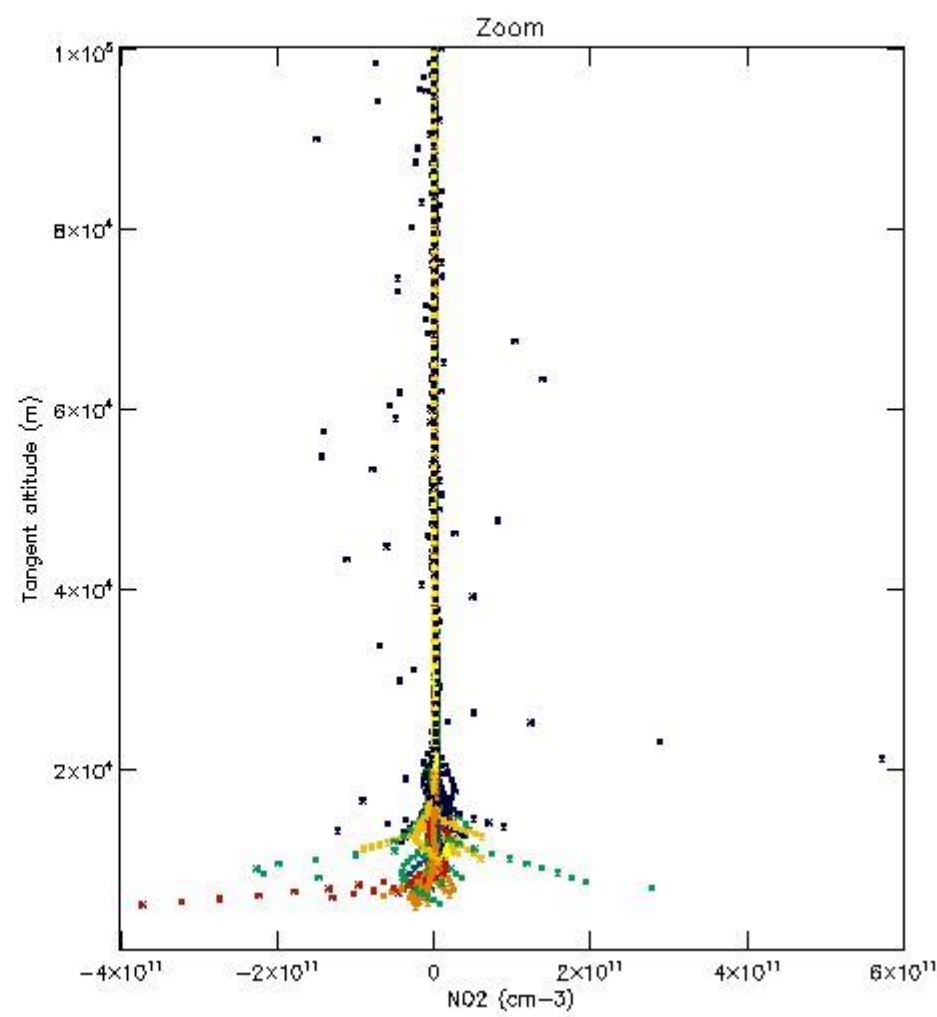
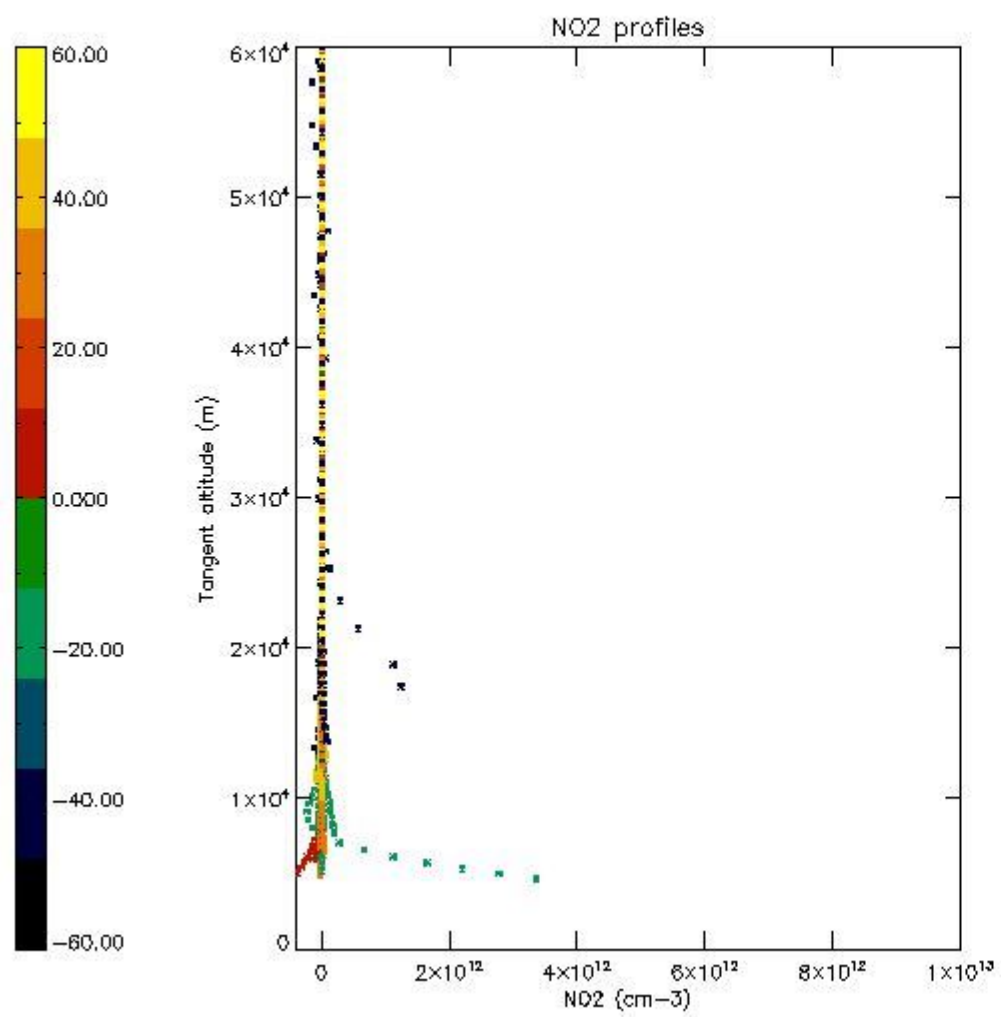
5.5 Plot ozone profiles where STD < 5% (dark without errors)

The colorbar represents the latitude.



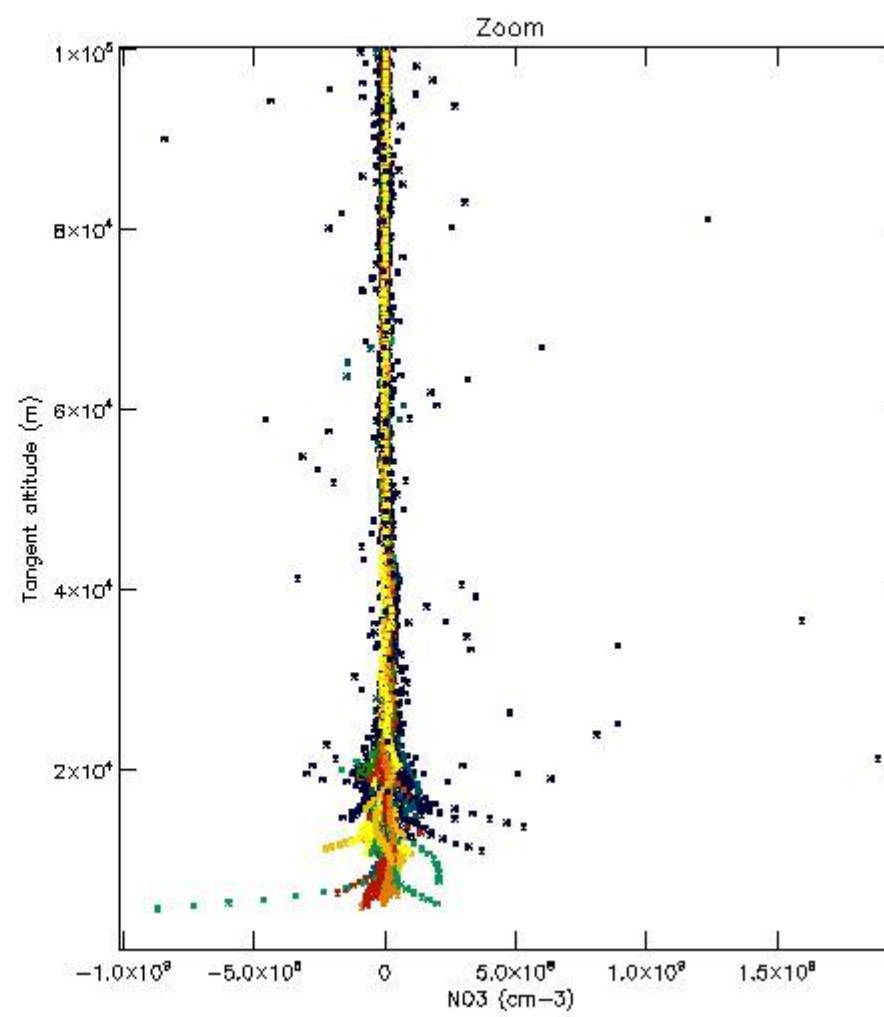
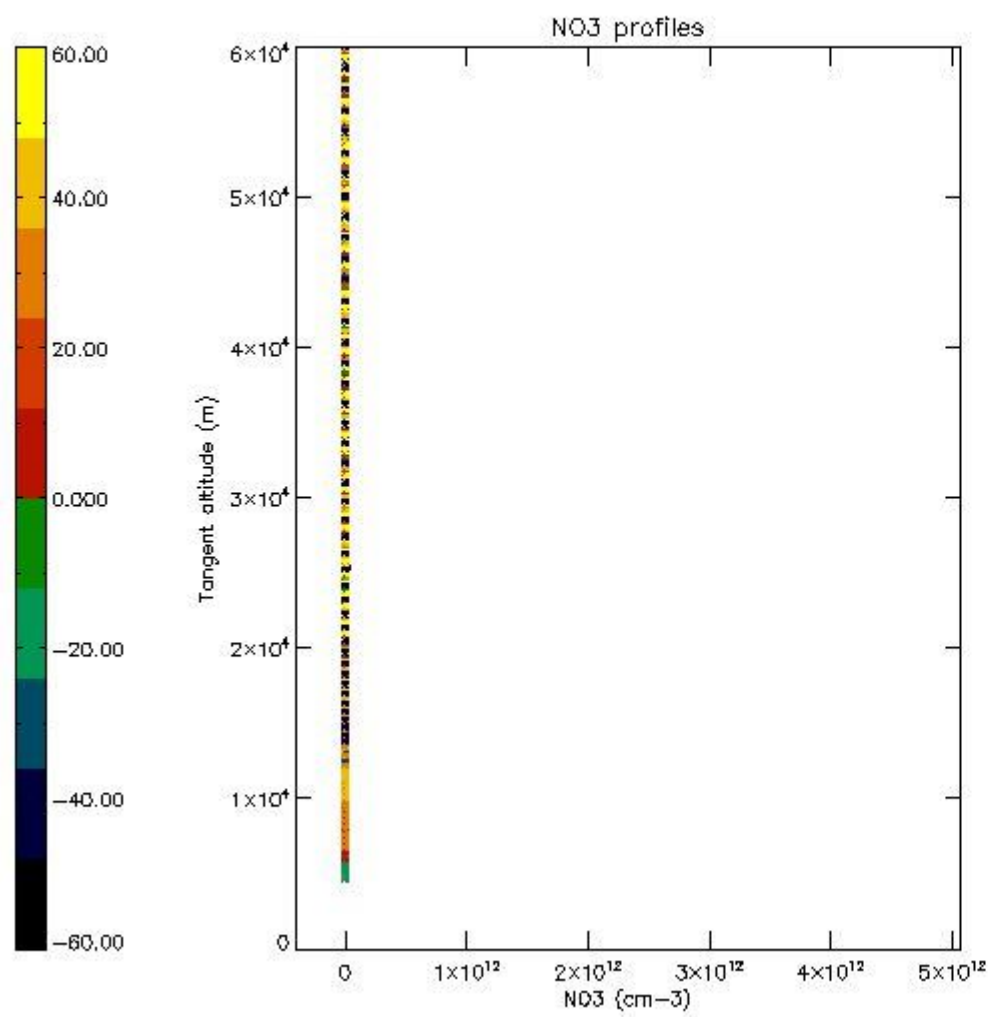
5.6 Plot NO₂ profiles for all STD (dark without errors)

The colorbar represents the latitude.



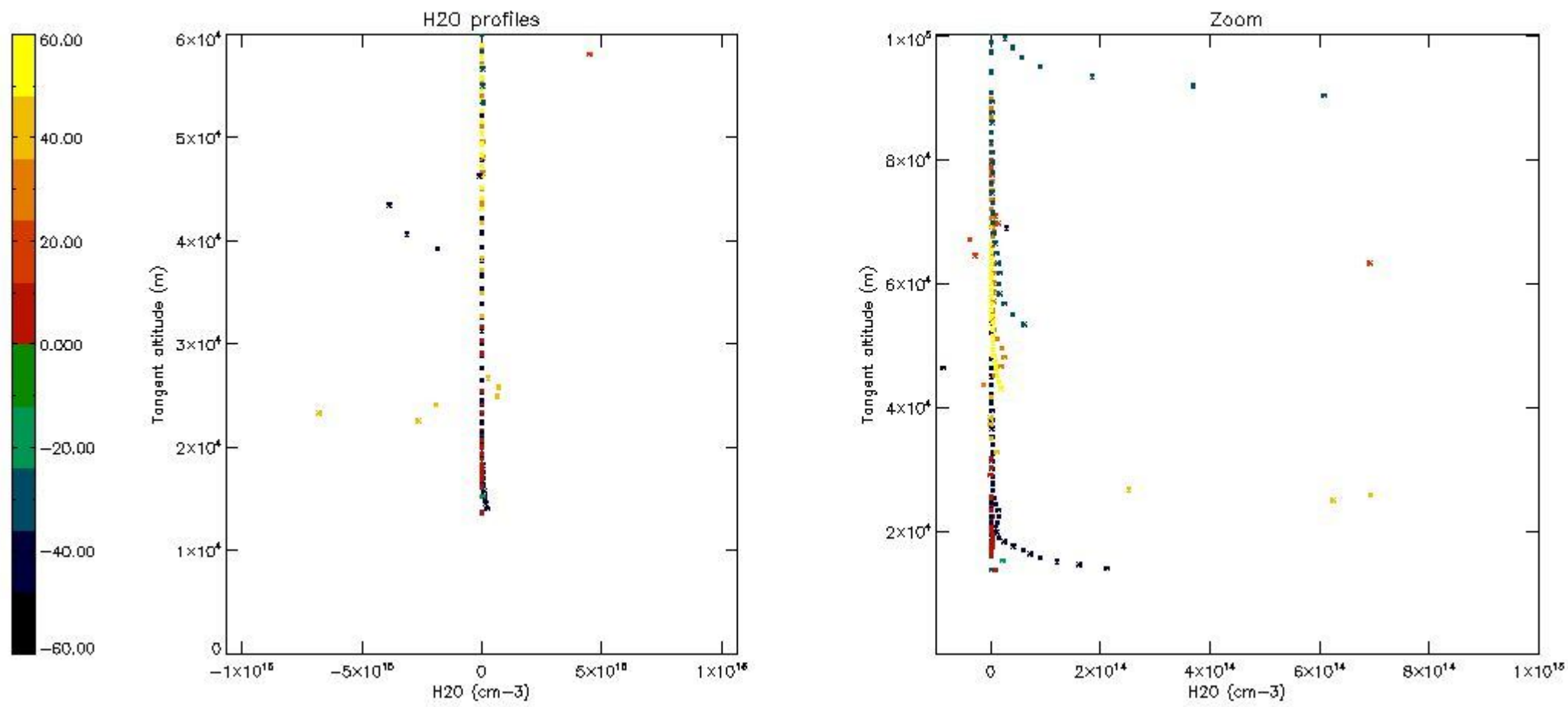
5.7 Plot NO3 profiles for all STD (dark without errors)

The colorbar represents the latitude.



5.8 Plot H₂O profiles for all STD (only for occultations of stars 1,2,3,4,13,14,16,26,63 dark without errors)

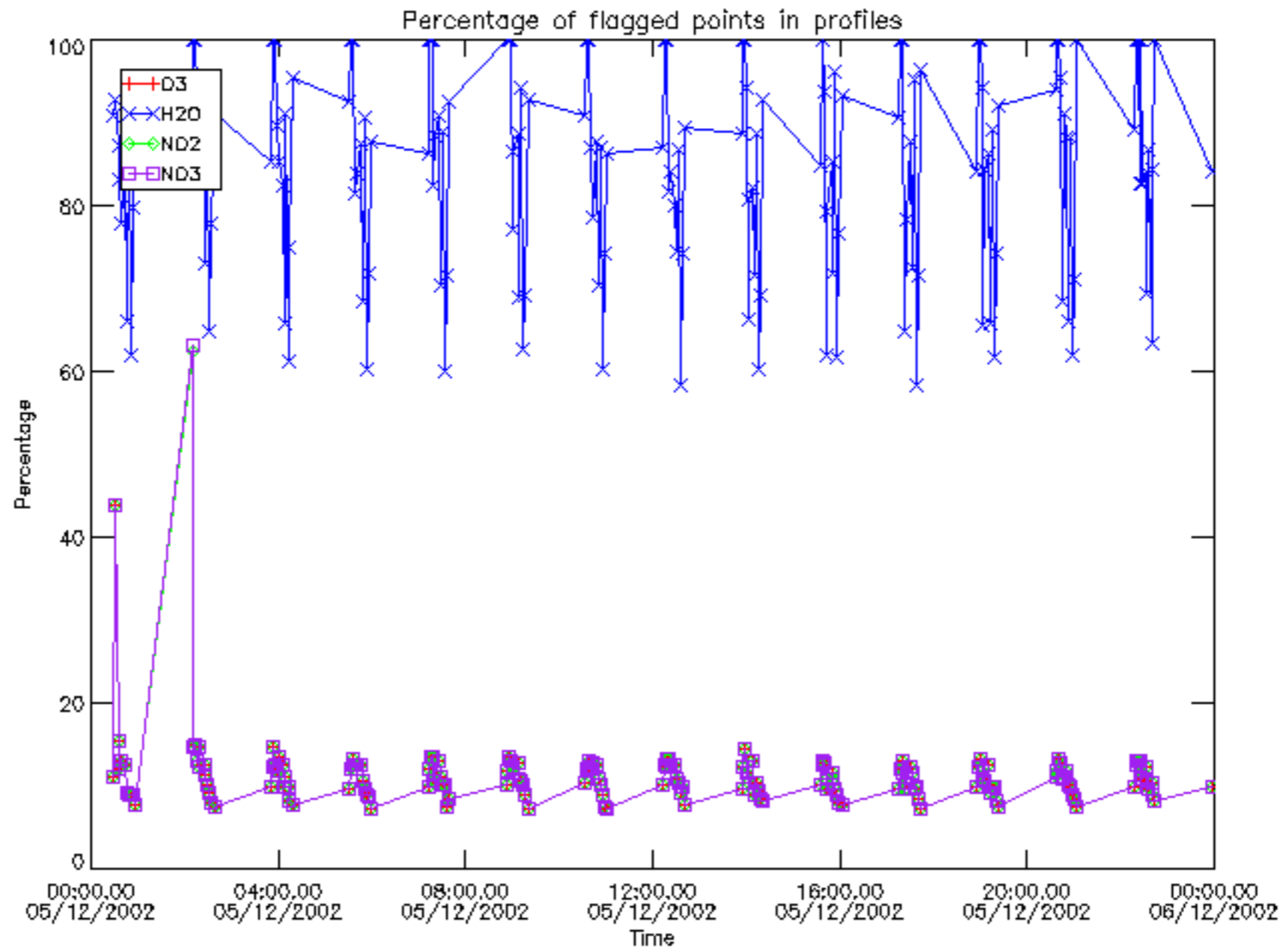
The colorbar represents the latitude.



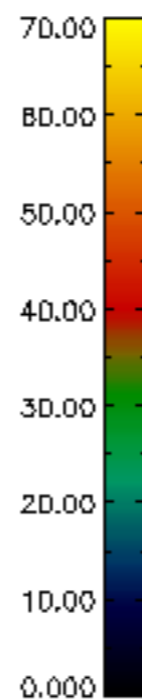
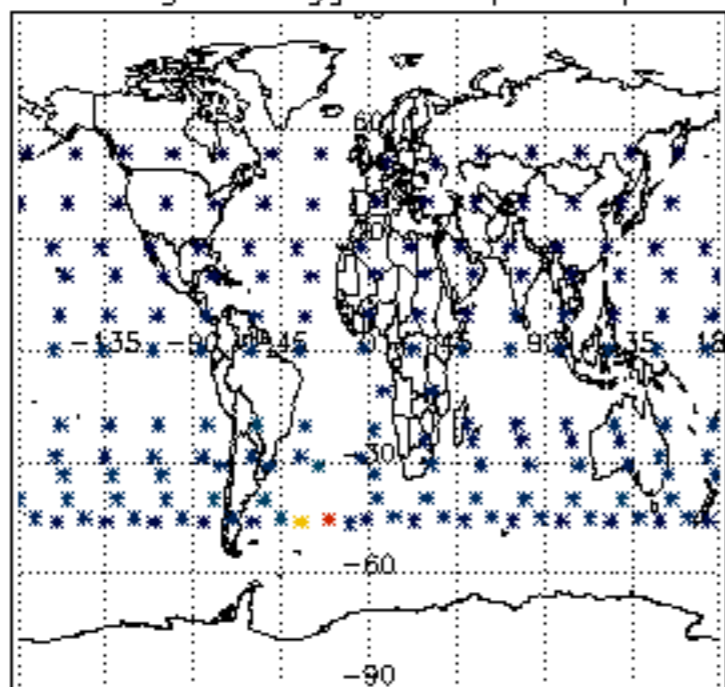
6. Auxiliary Data Files used for the production reported in section 2

The number reported in the third column indicates since which file (see list in section 2) the corresponding auxiliary file has been used. The fourth column is the date of those product files.

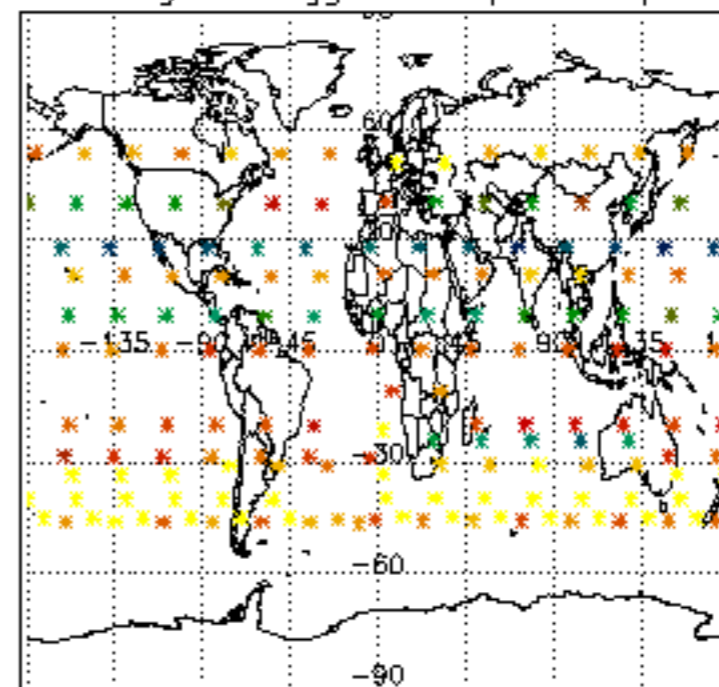
Type	Auxiliary Filename	Used since product	Used since product date
INST_PHYS_CHARACTERISTICS	GOM_INS_AXNIEC20050627_150440_20020301_000000_20100101_000000	1	05-DEC-2002 00:00:20
LEVEL-2_PROC_CONFIG	GOM_PR2_AXVIEC20091111_152718_20020301_000000_20500101_000000	1	05-DEC-2002 00:00:20
CROSS_SECTIONS_FILE	GOM_CRS_AXVIEC20091111_154832_20020301_000000_20500101_000000	1	05-DEC-2002 00:00:20



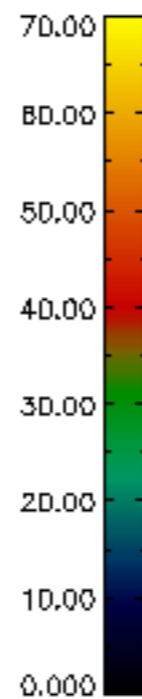
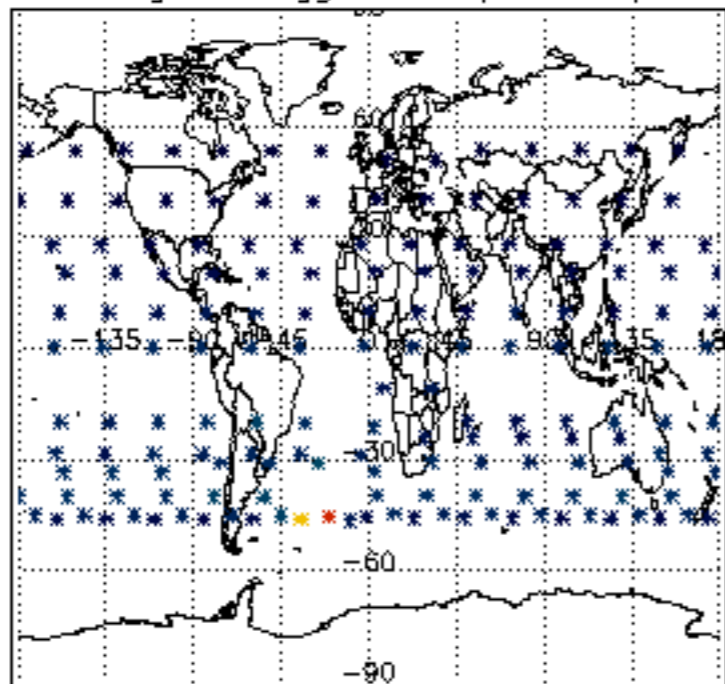
Percentage of flagged data per D3 profile



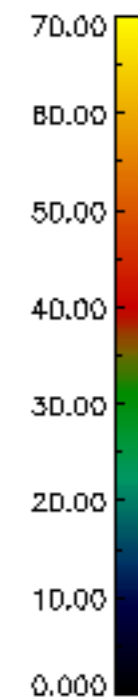
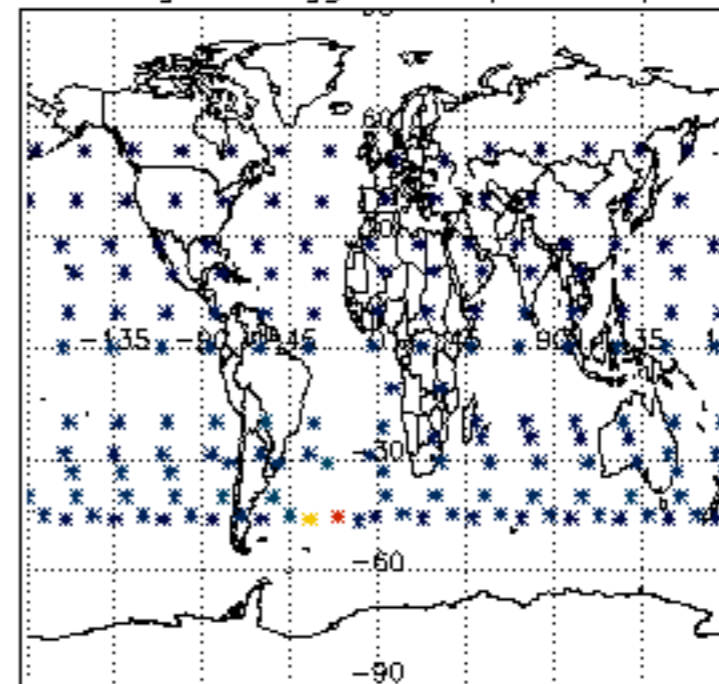
Percentage of flagged data per H2O profile

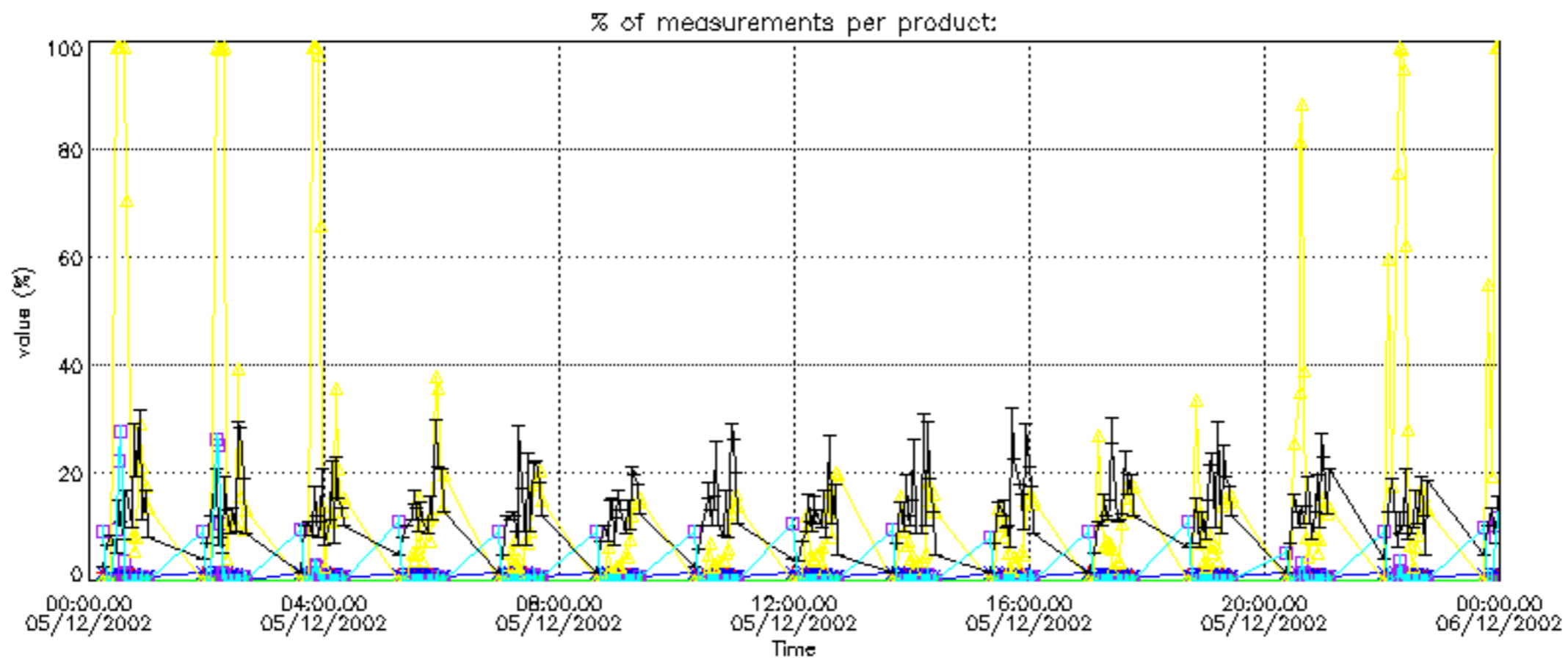


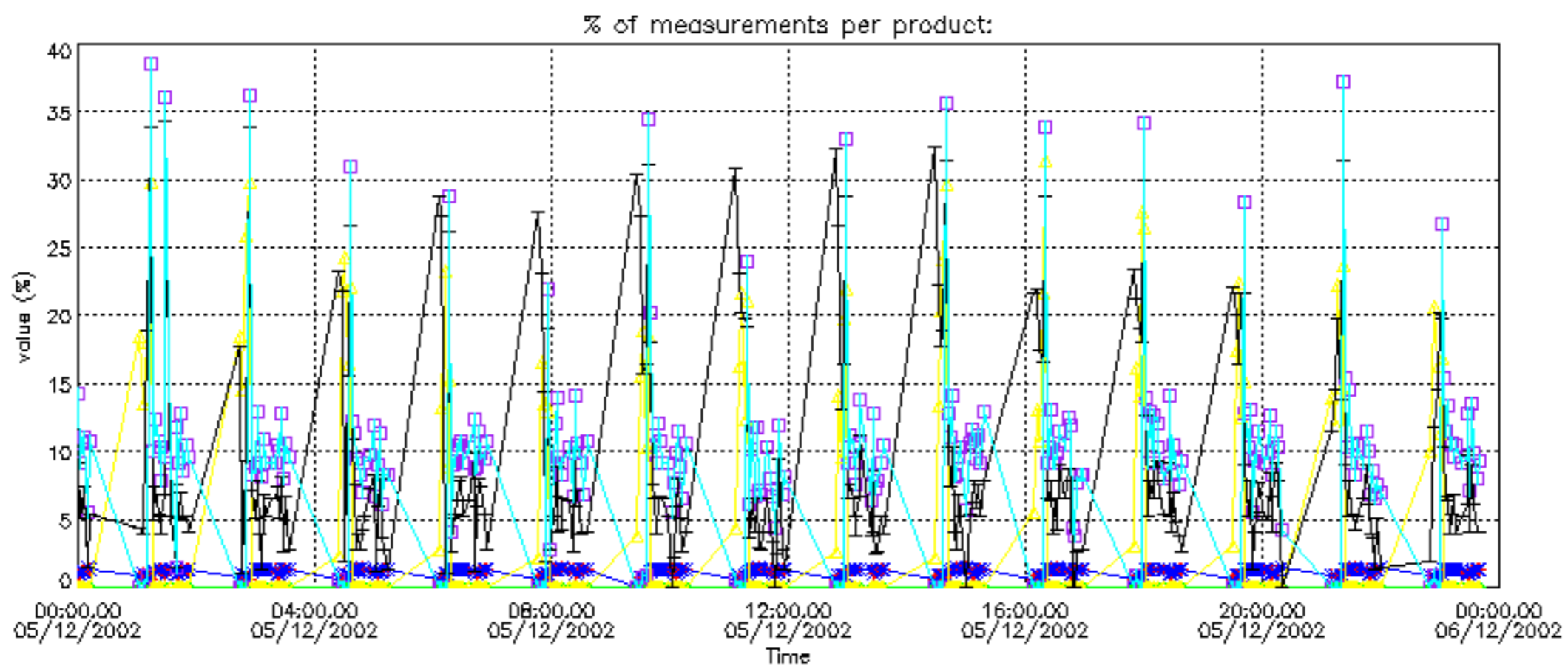
Percentage of flagged data per NO2 profile



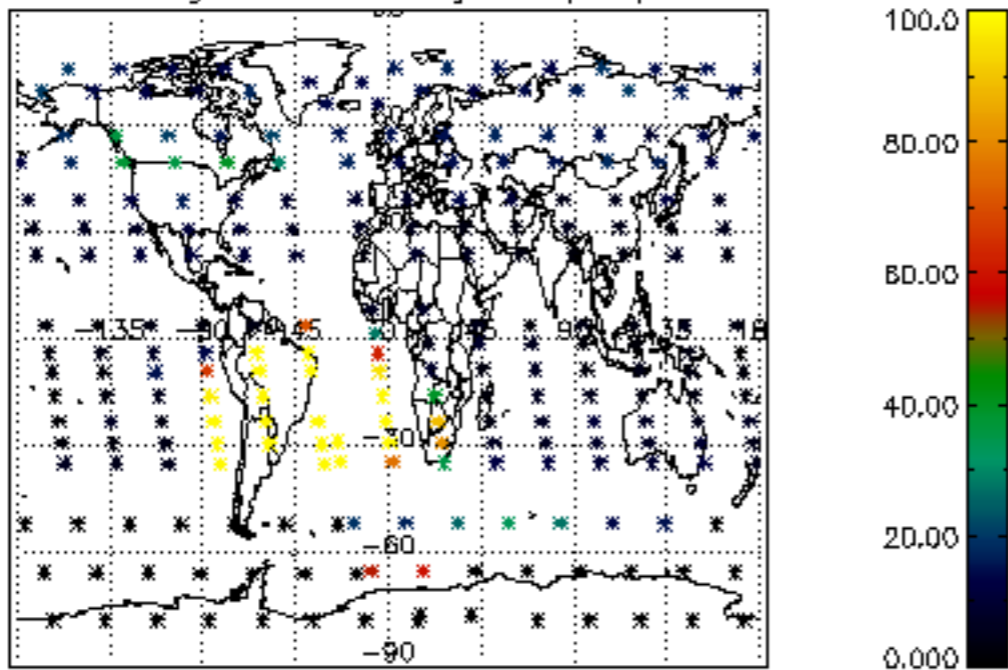
Percentage of flagged data per NO3 profile



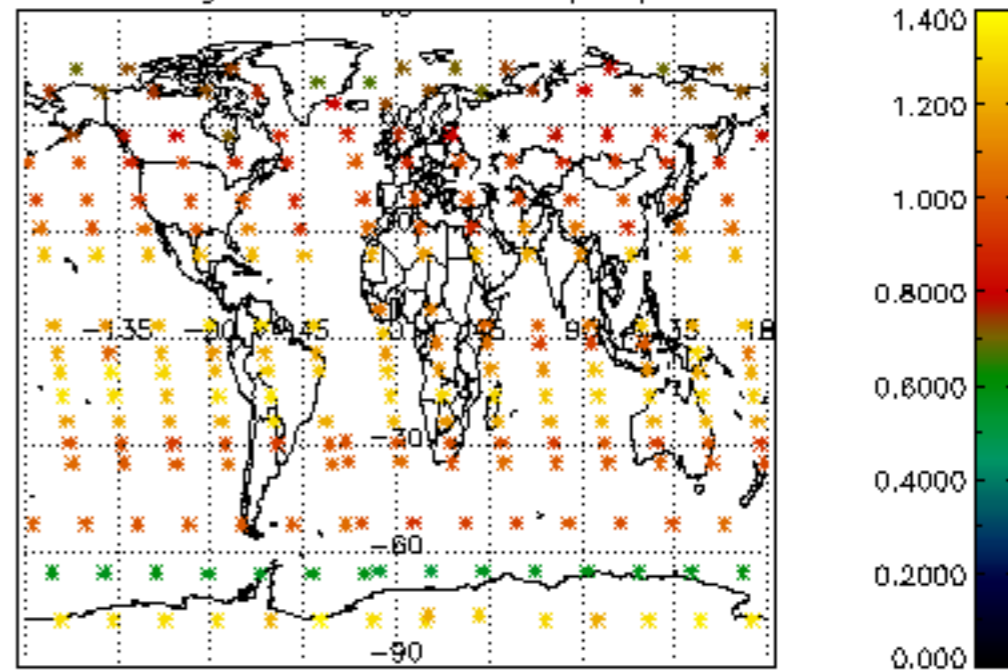




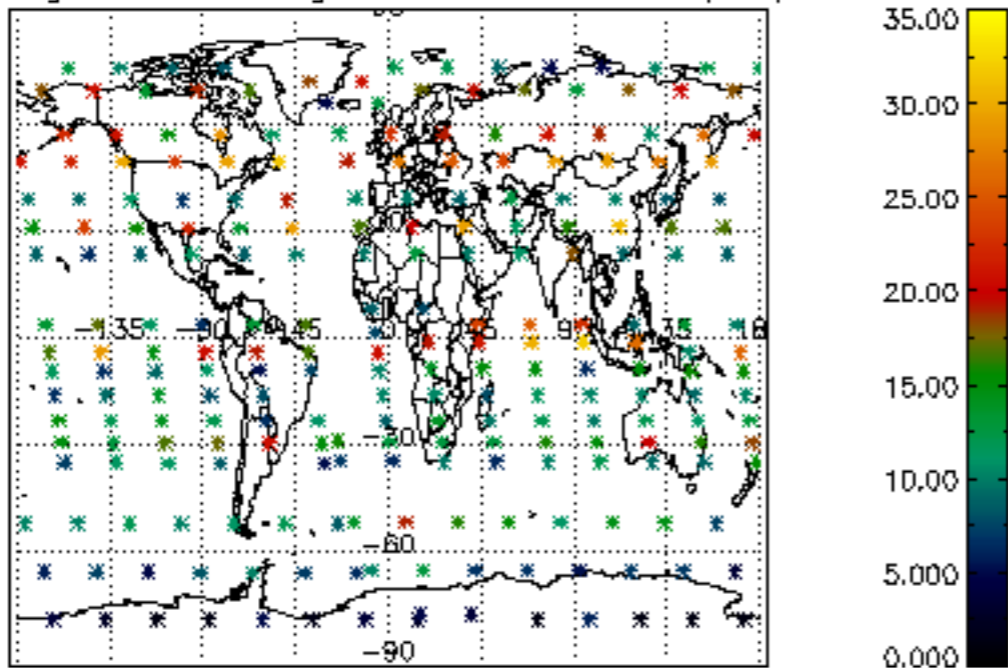
Percentage of cosmic ray hits per profile



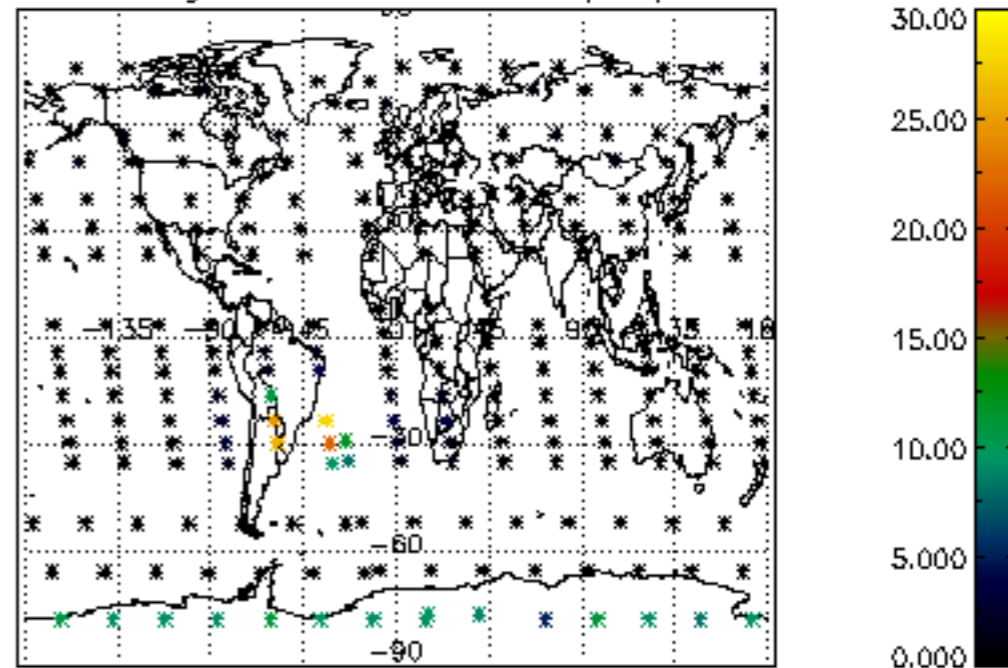
Percentage of datation errors per profile



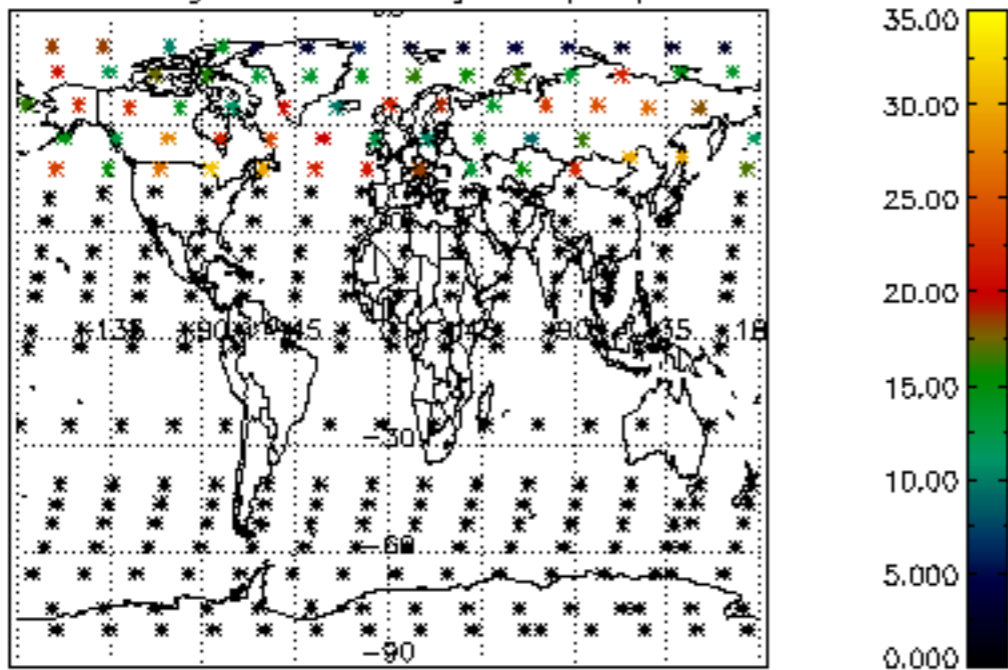
Percentage of star falling outside central band per profile



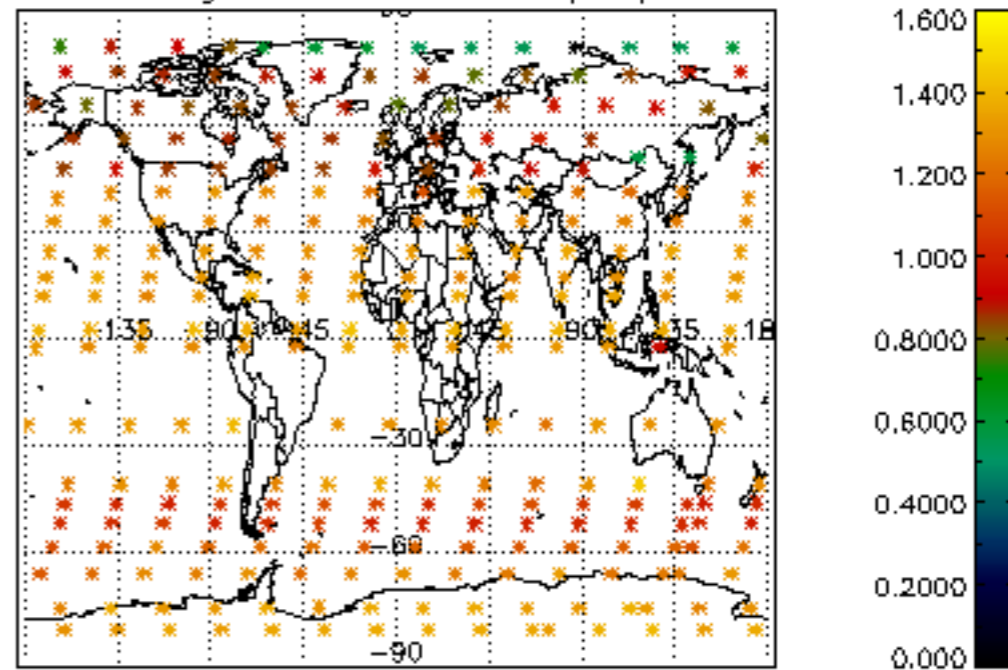
Percentage of saturation errors per profile



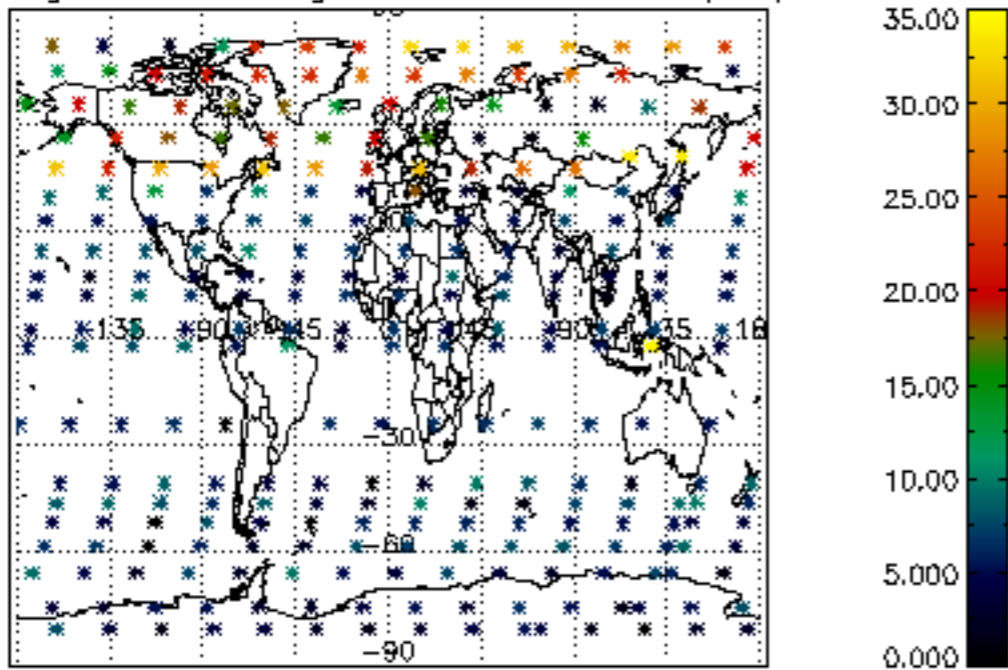
Percentage of cosmic ray hits per profile



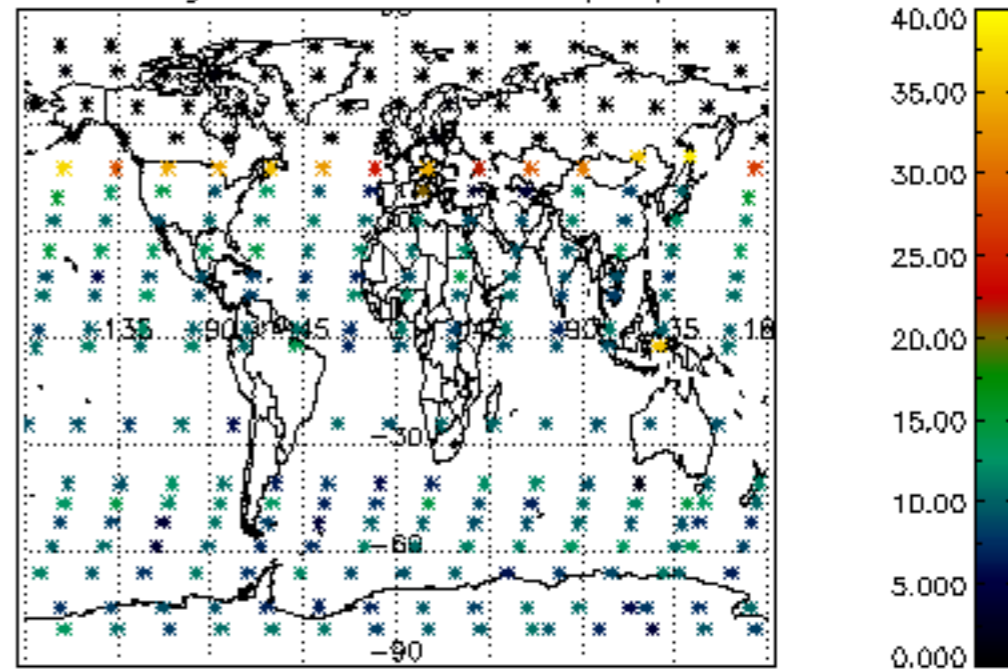
Percentage of datation errors per profile

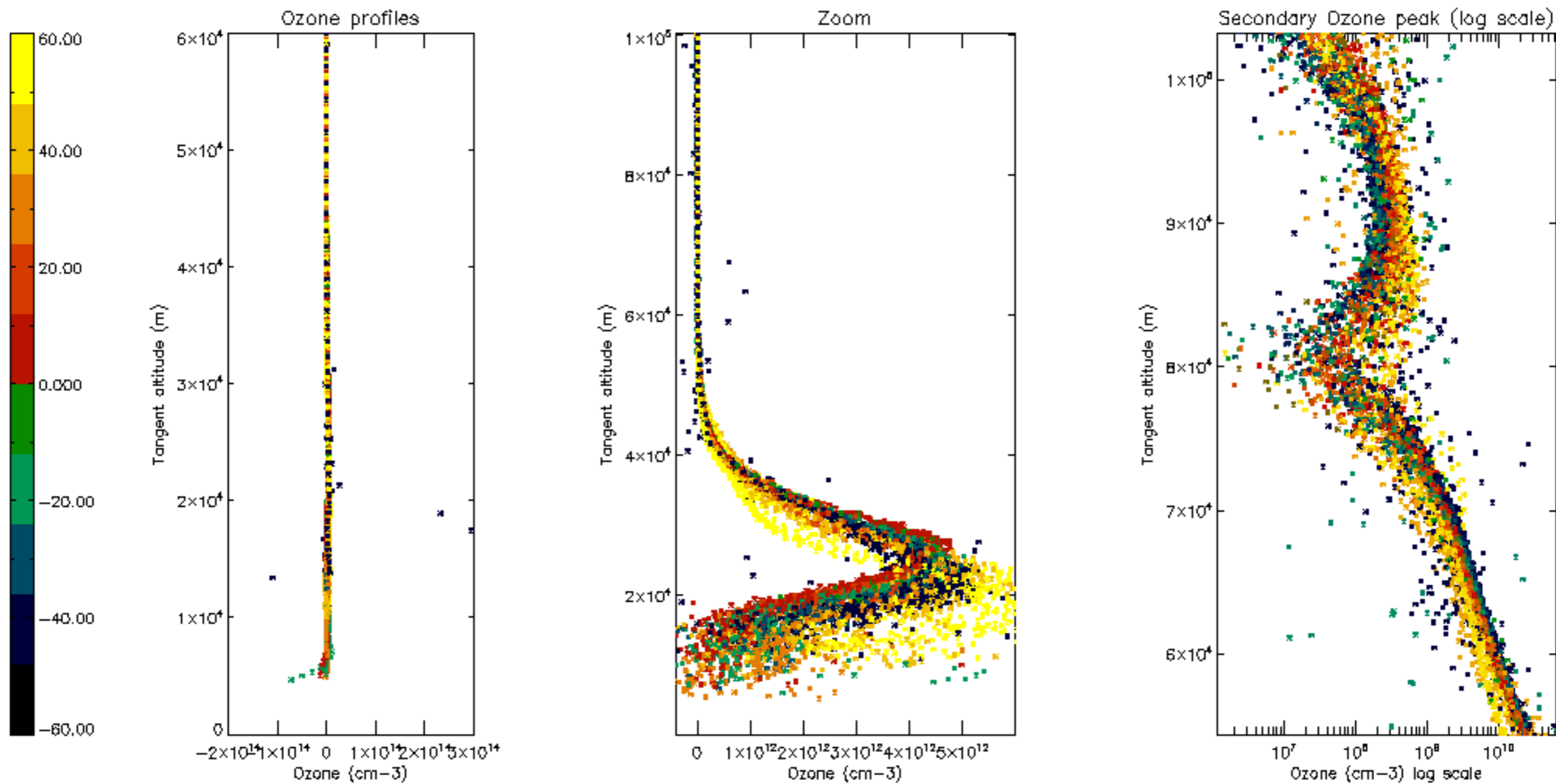


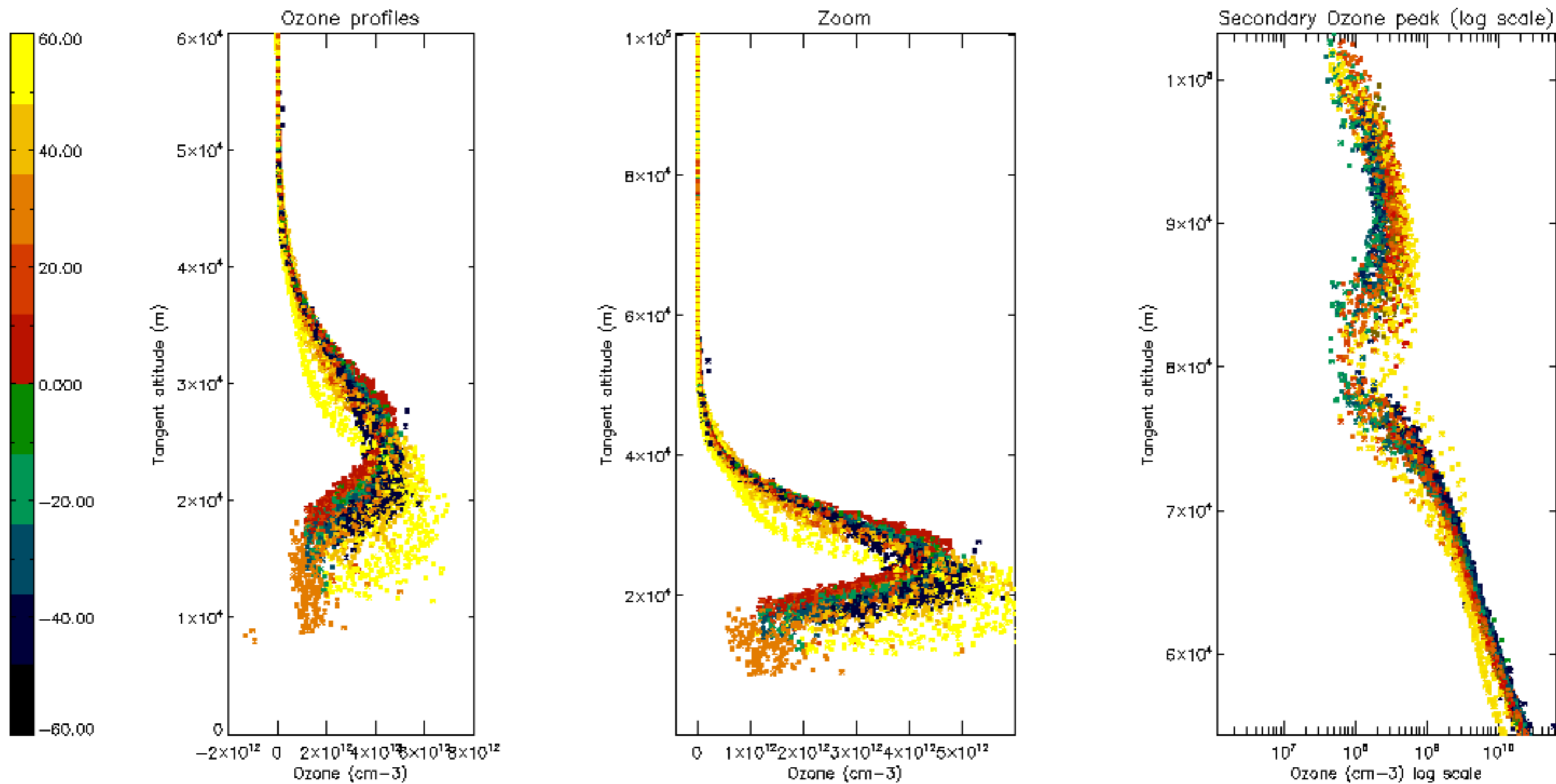
Percentage of star falling outside central band per profile

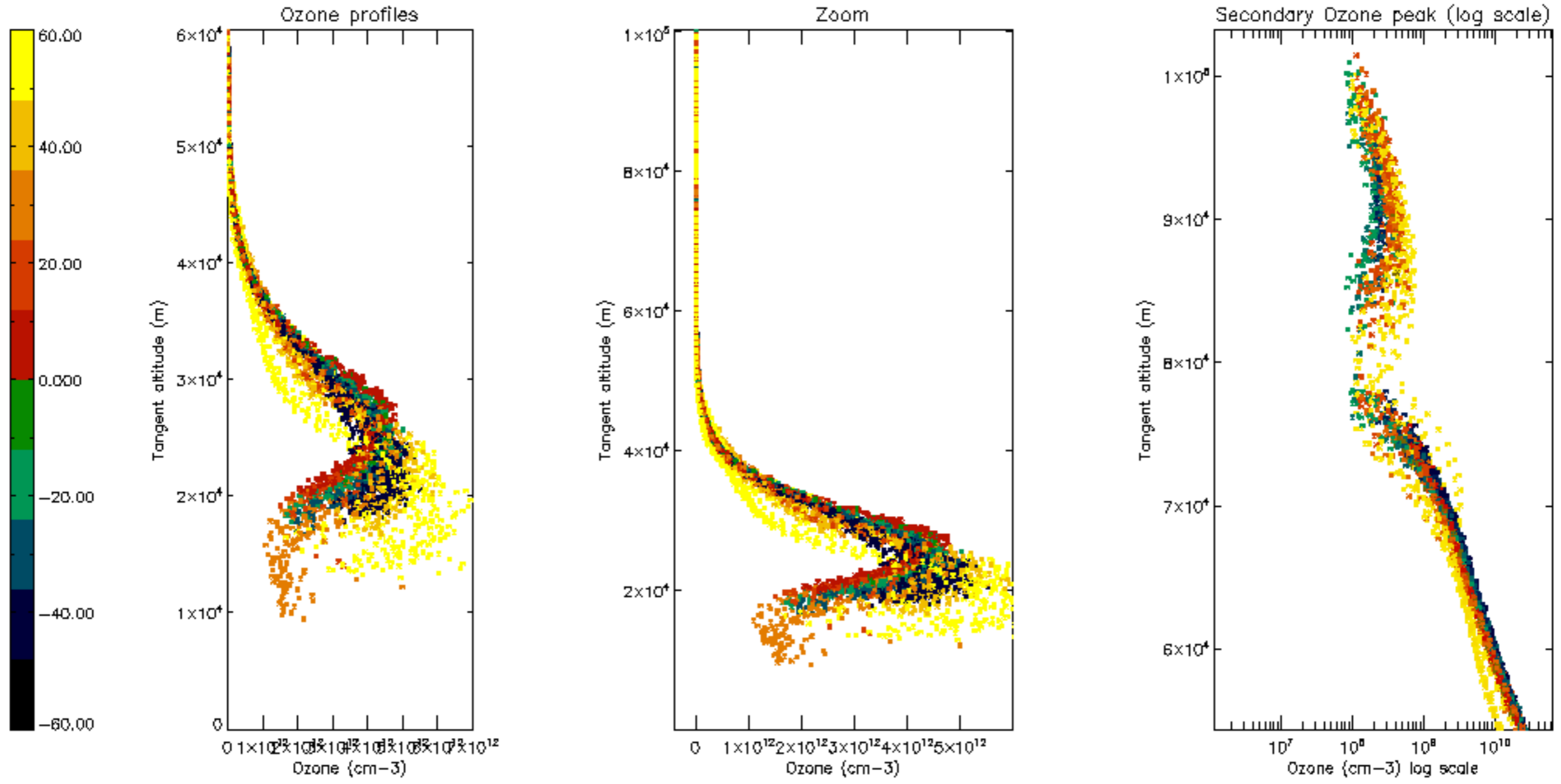


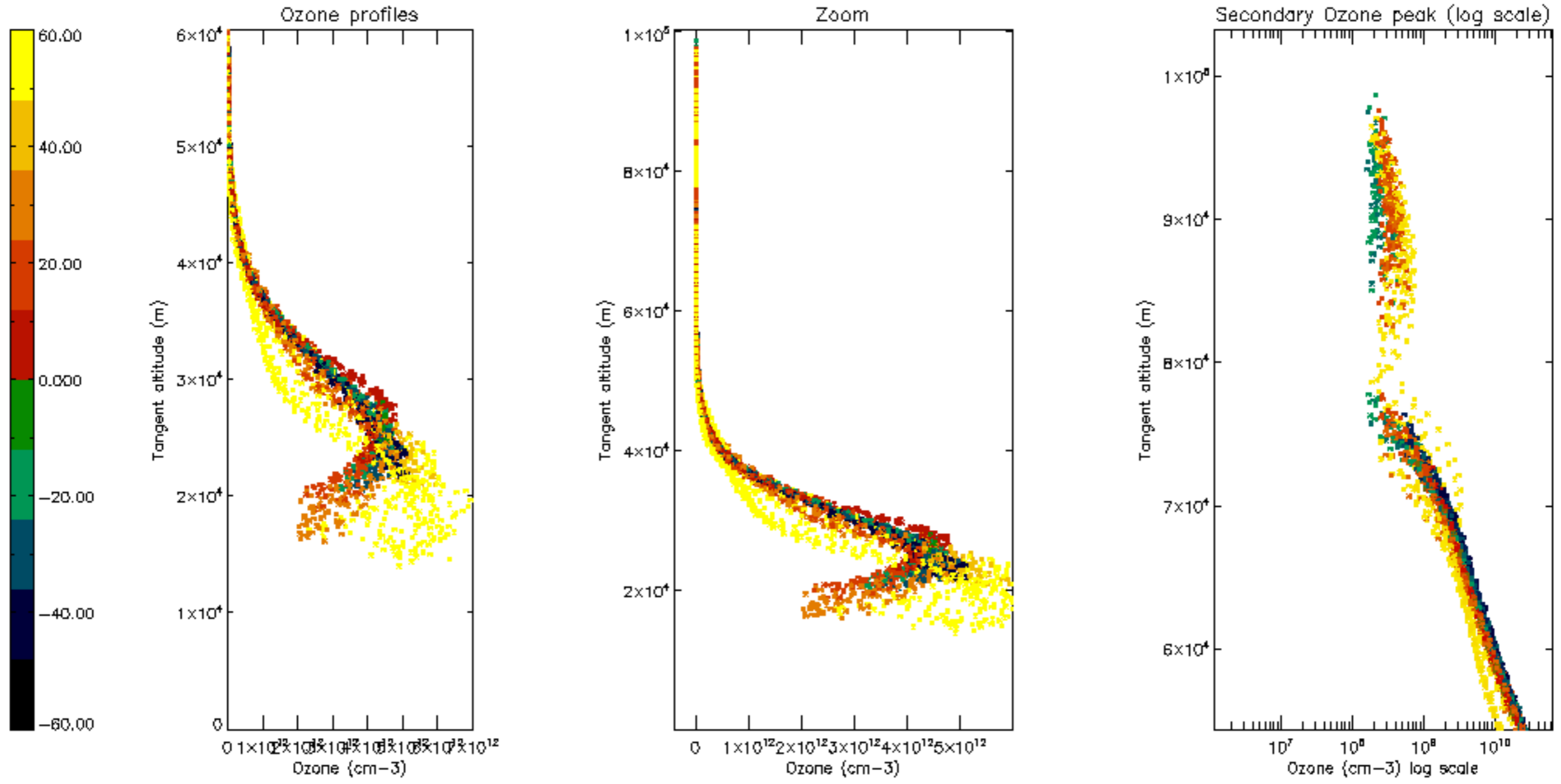
Percentage of saturation errors per profile

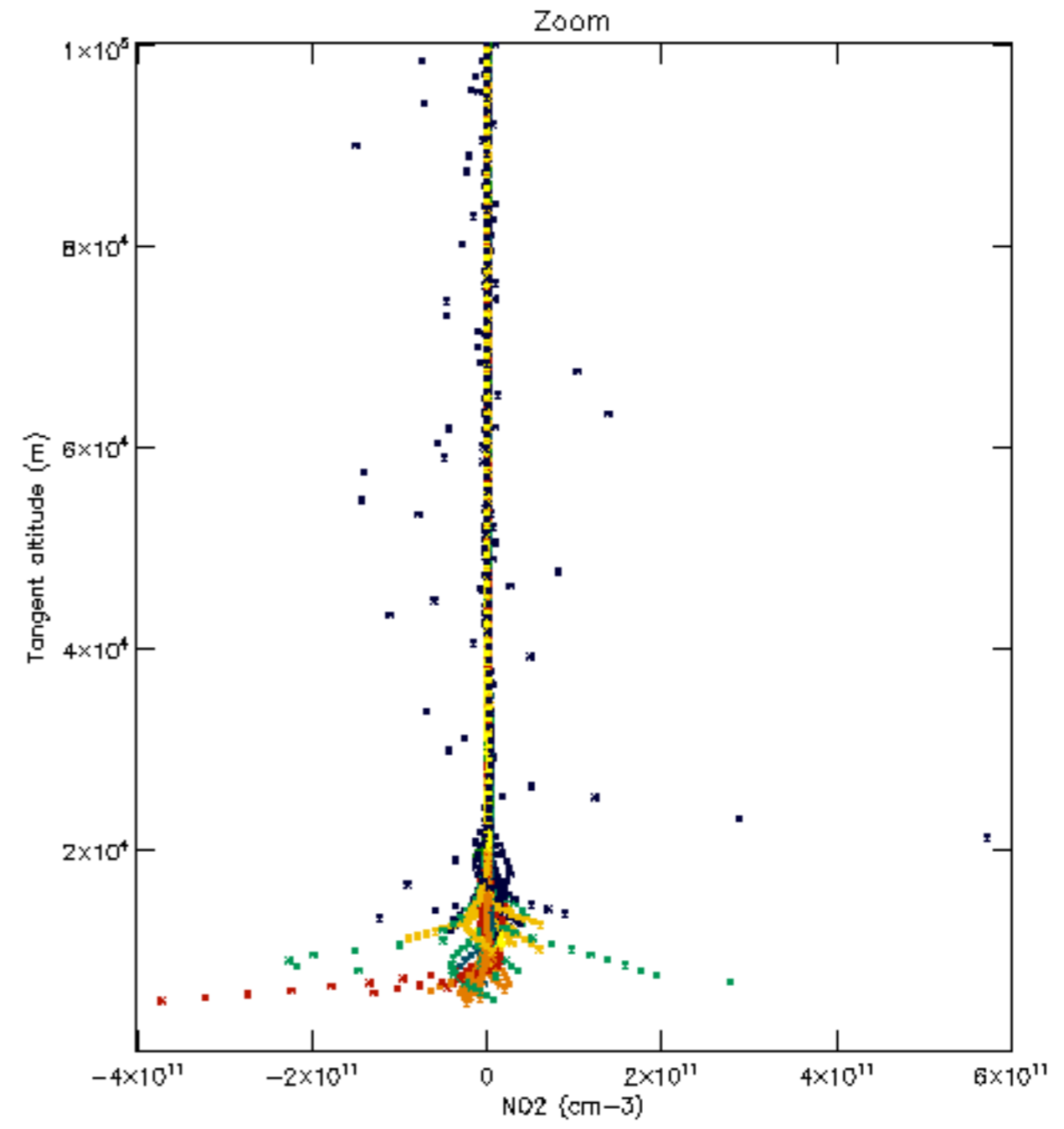
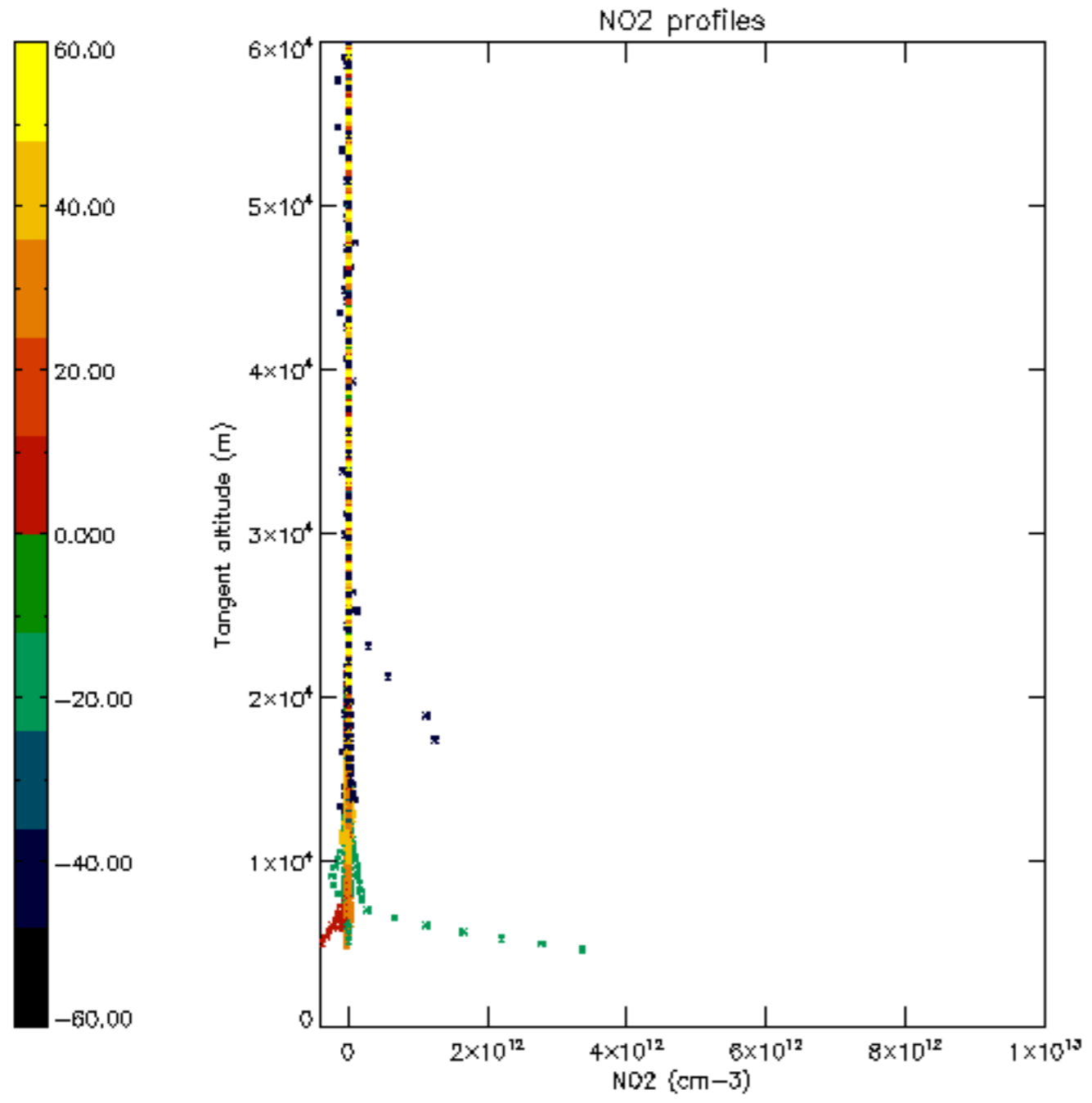


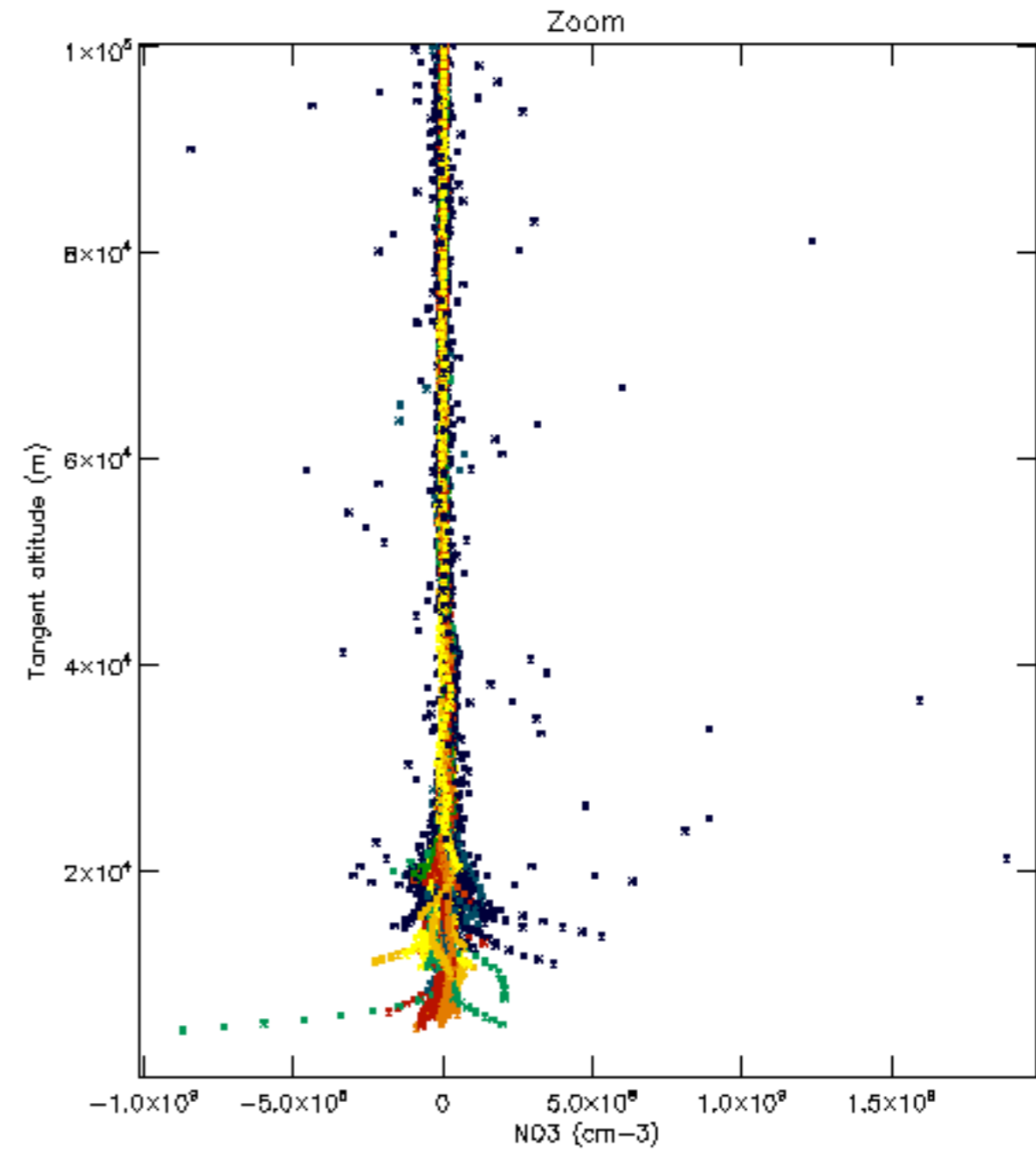
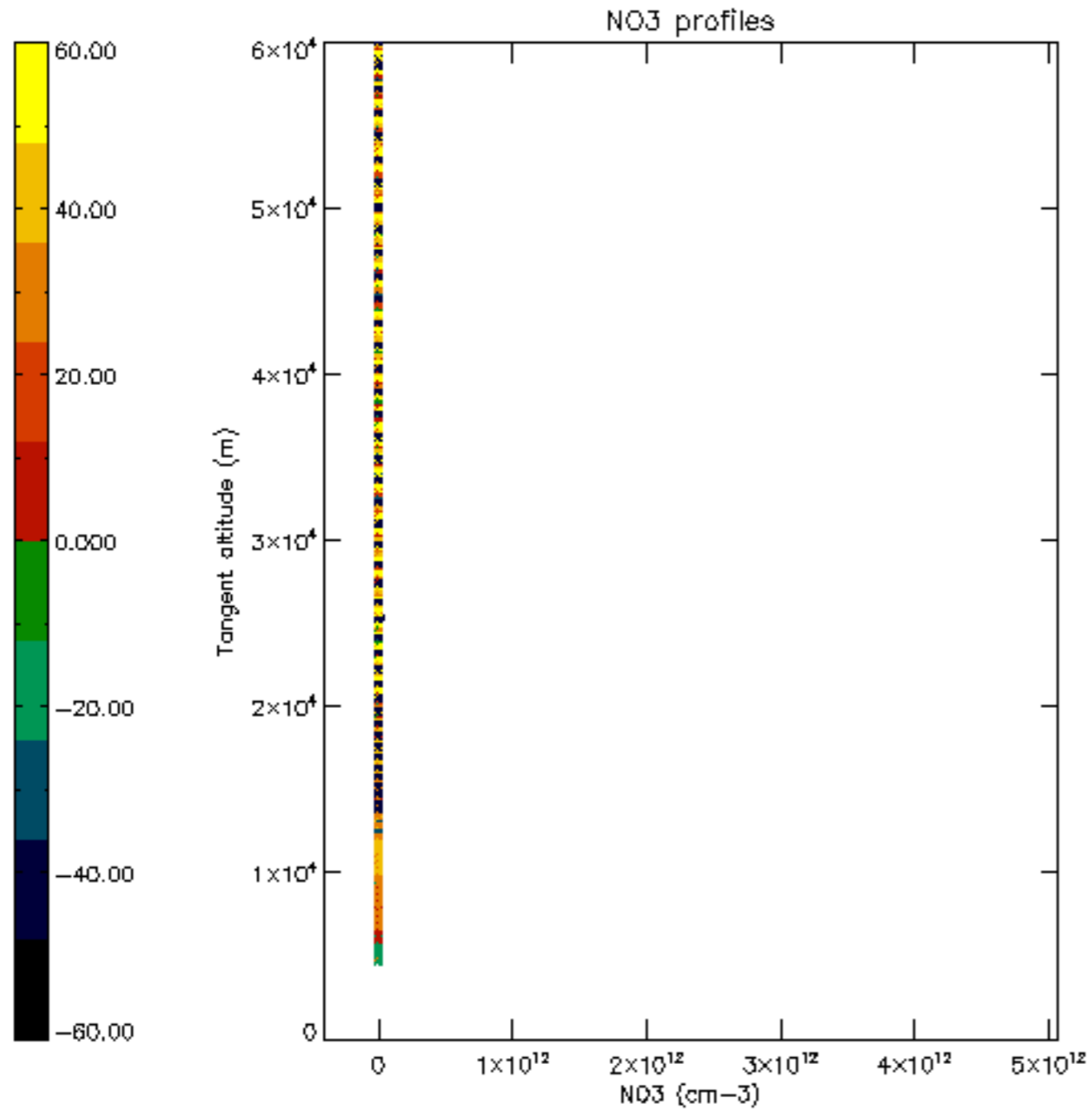


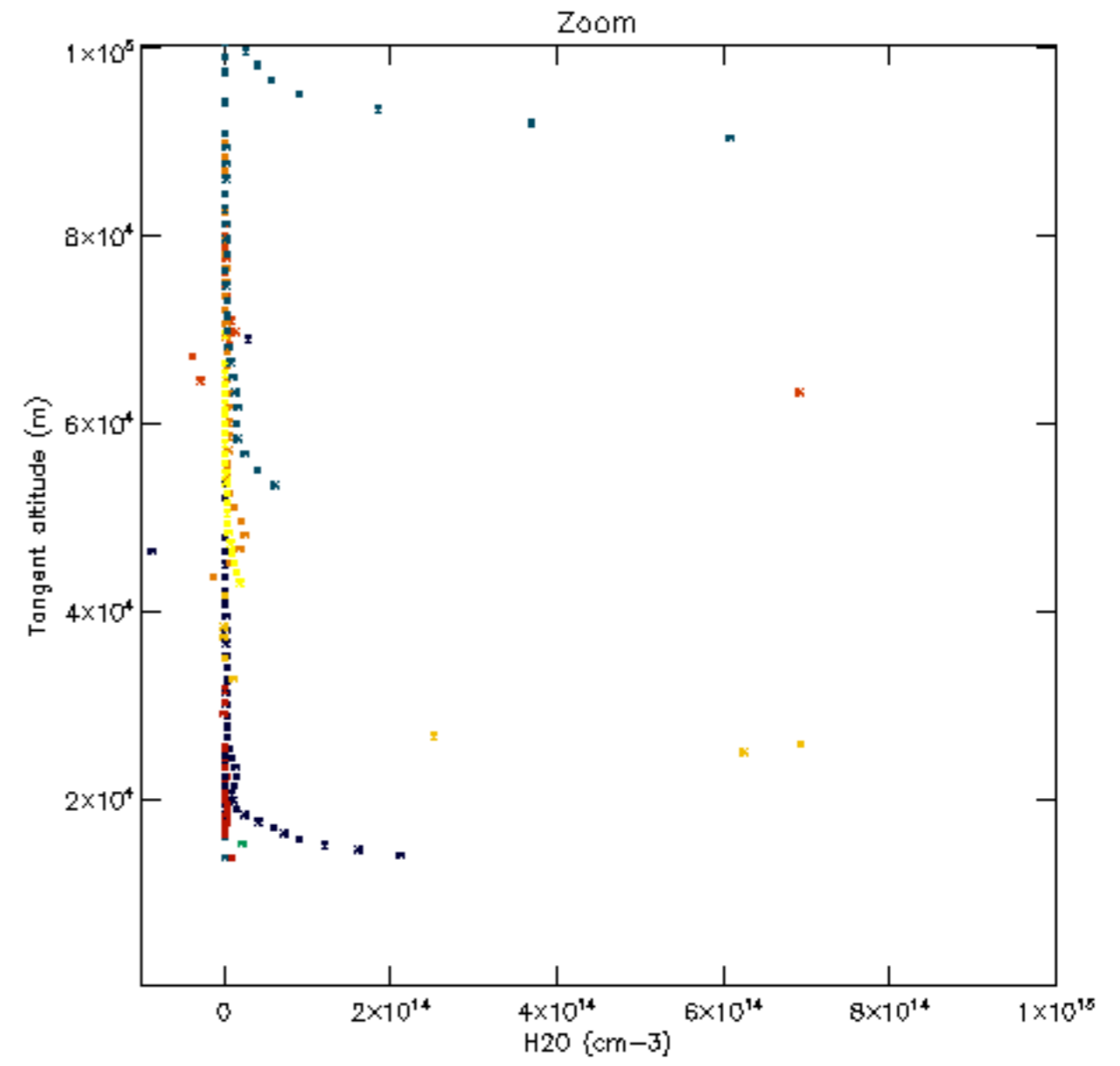
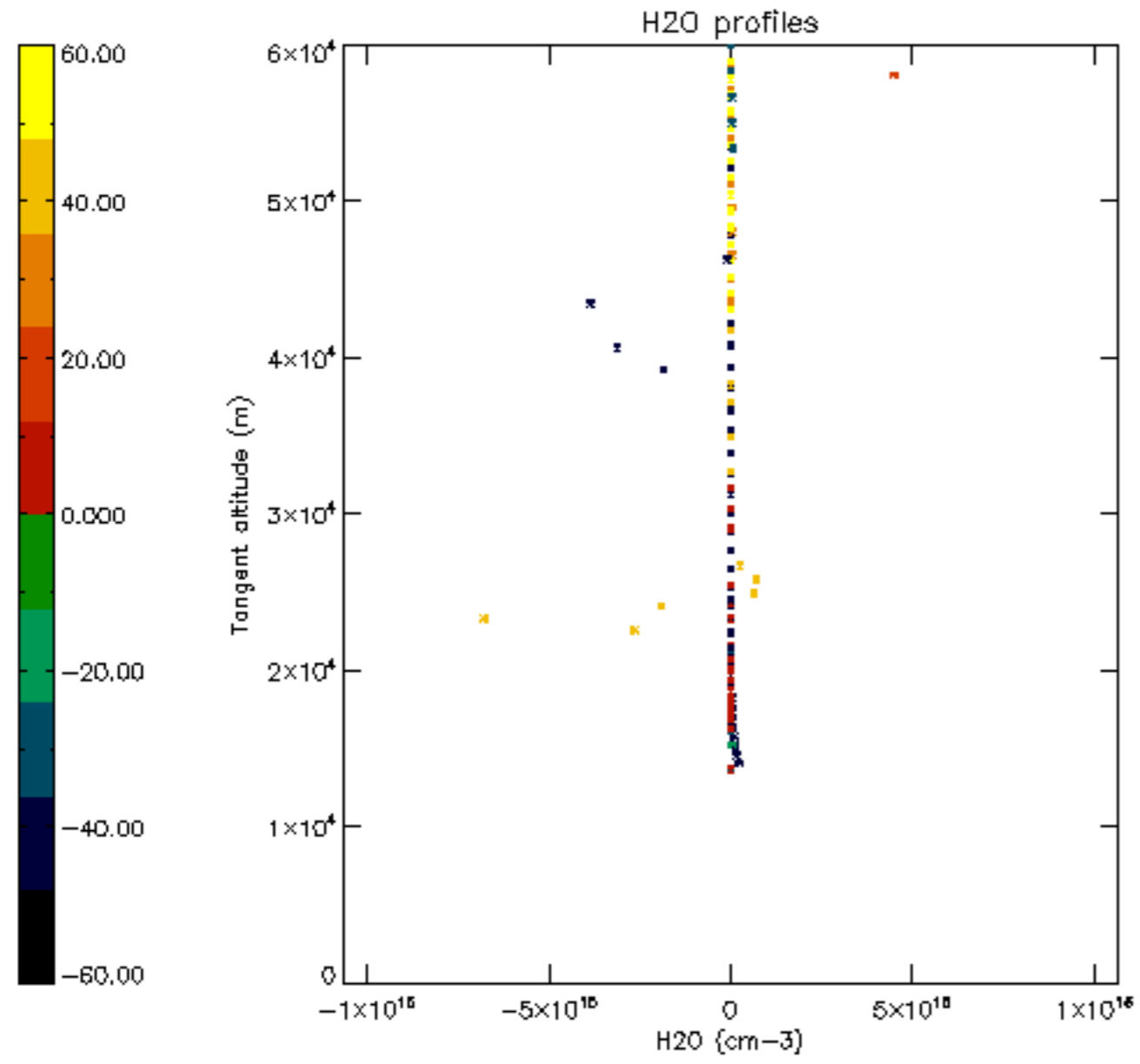


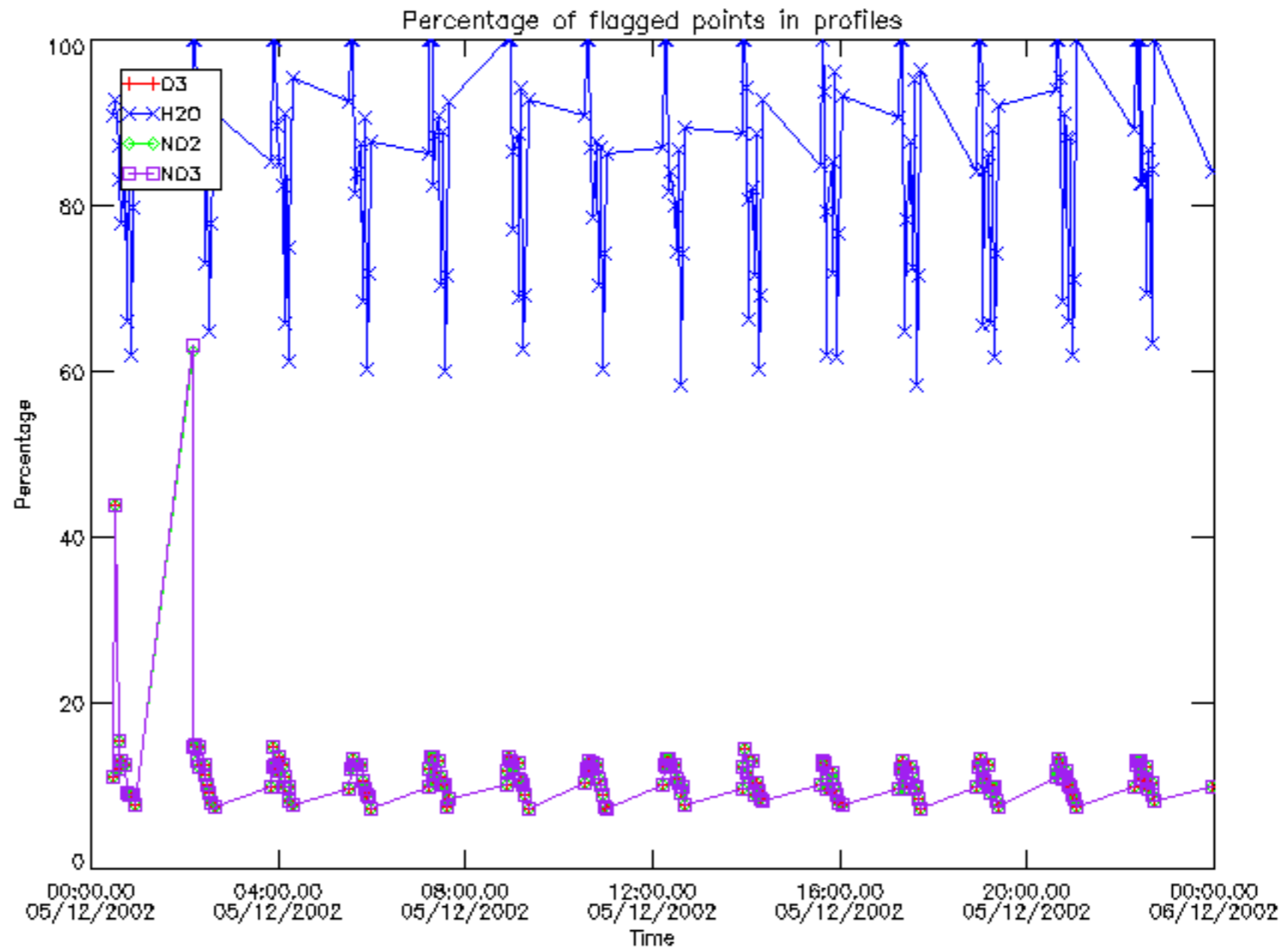




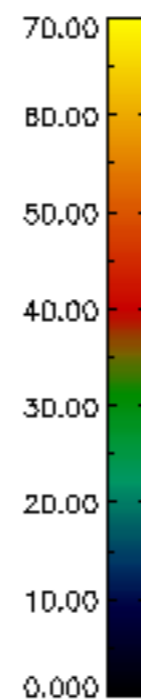
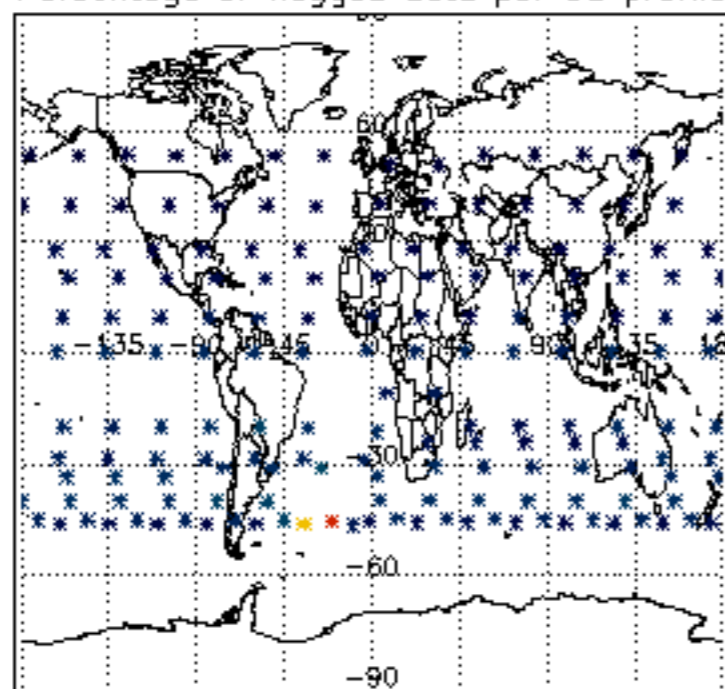




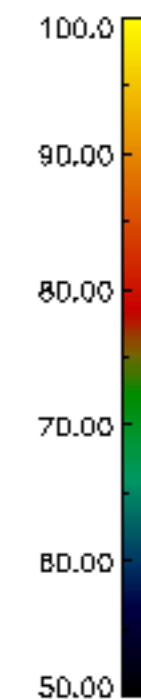
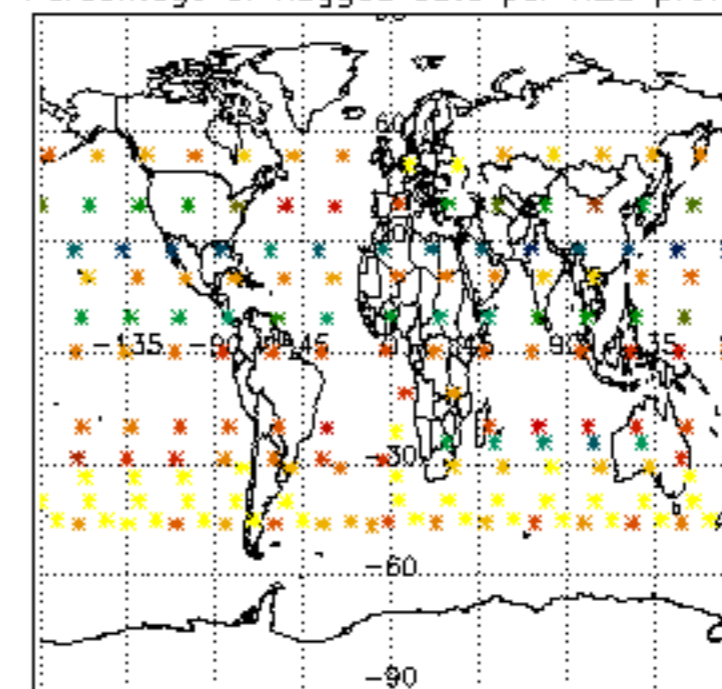




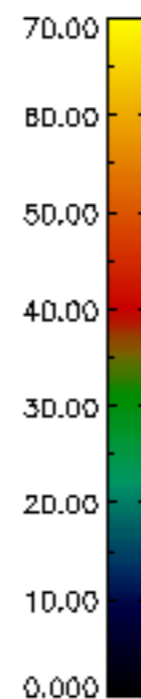
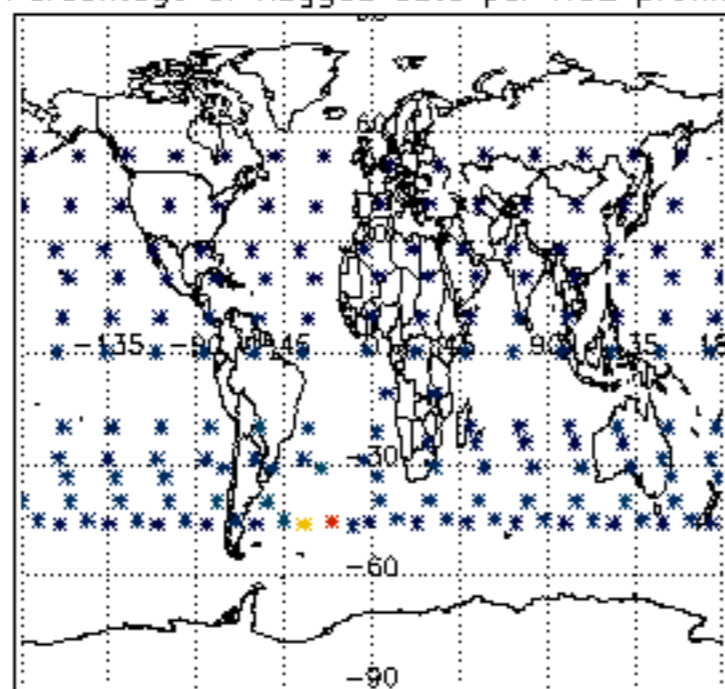
Percentage of flagged data per D3 profile



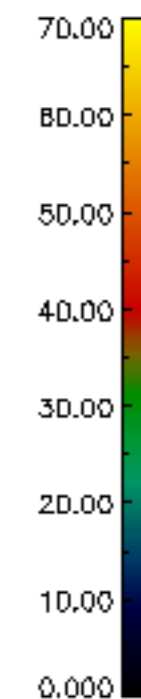
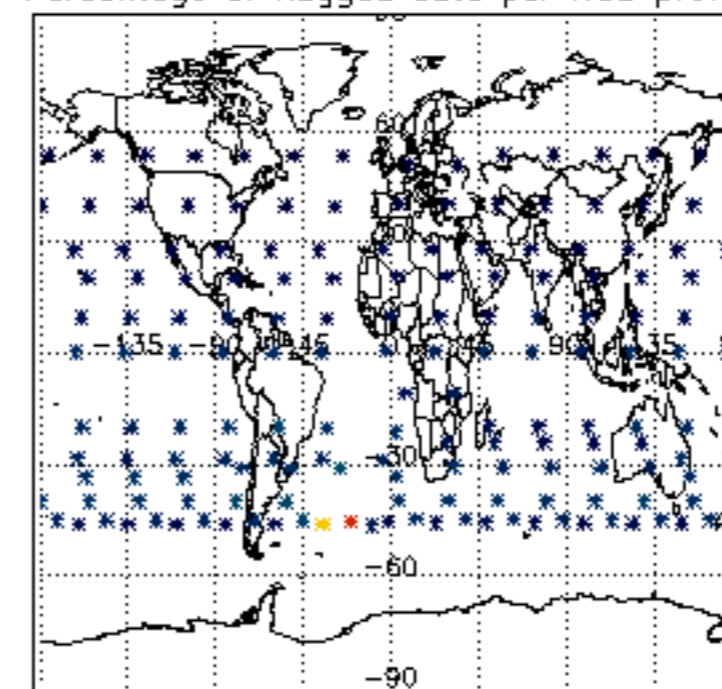
Percentage of flagged data per H2O profile

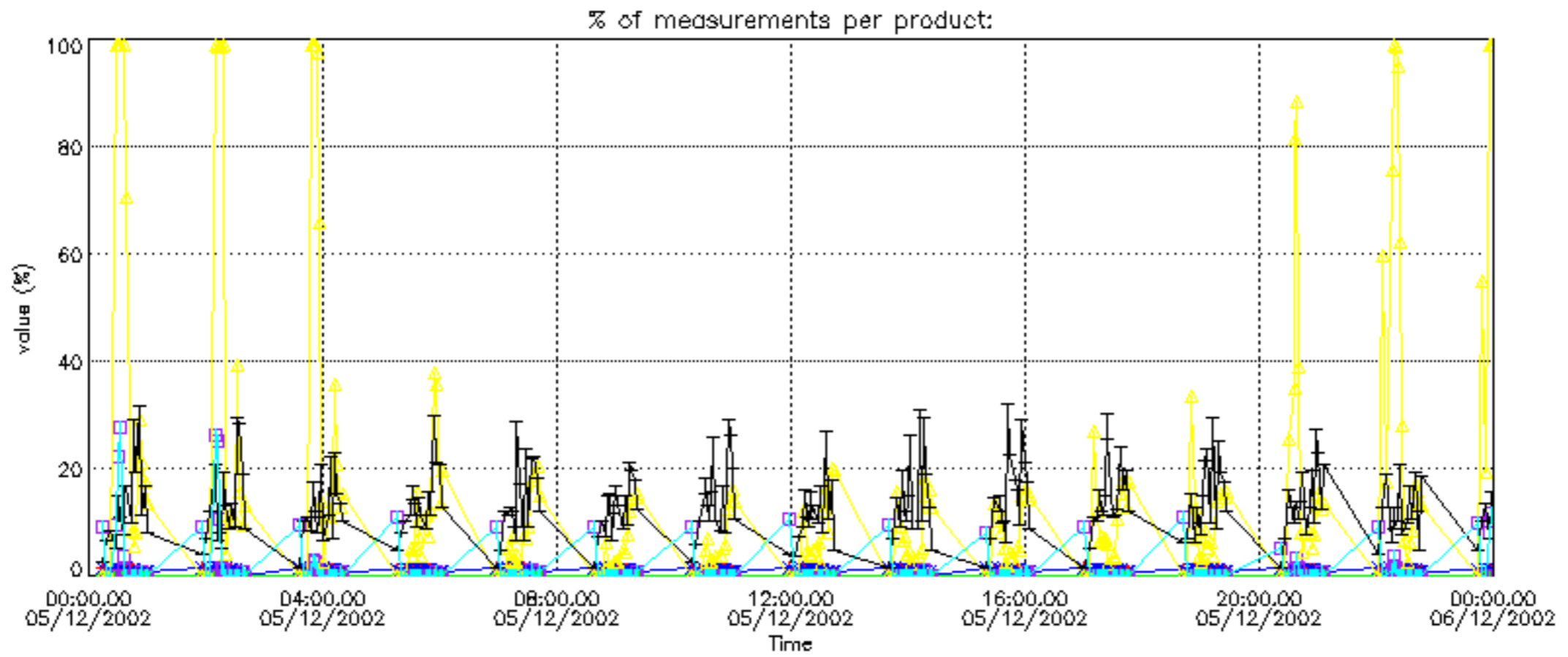


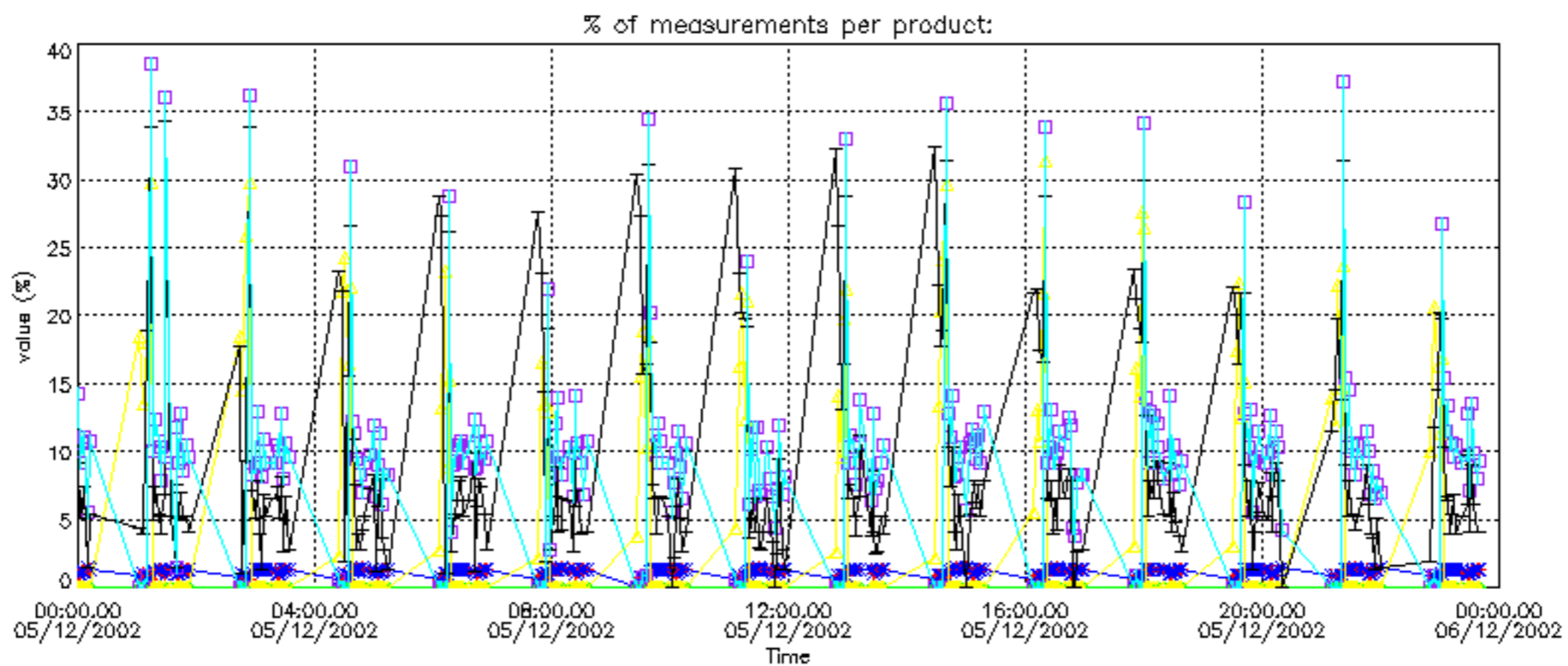
Percentage of flagged data per NO2 profile



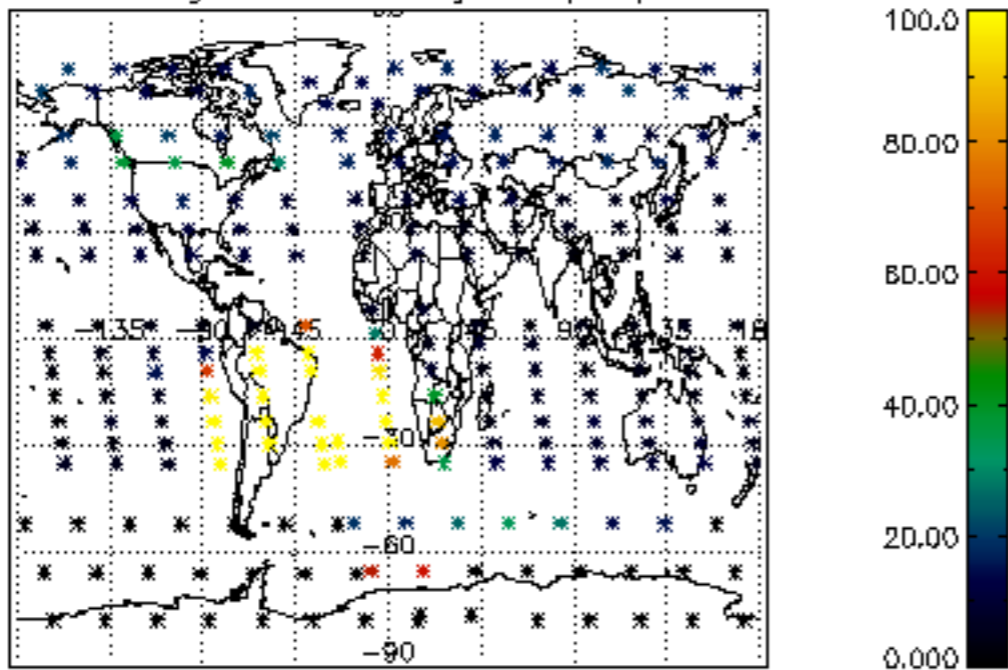
Percentage of flagged data per NO3 profile



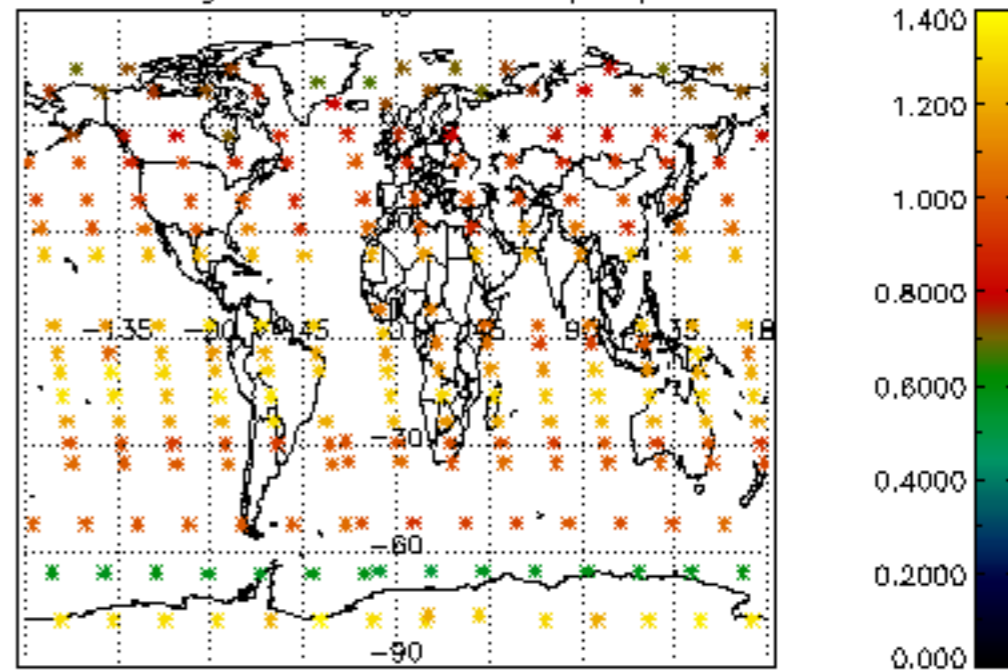




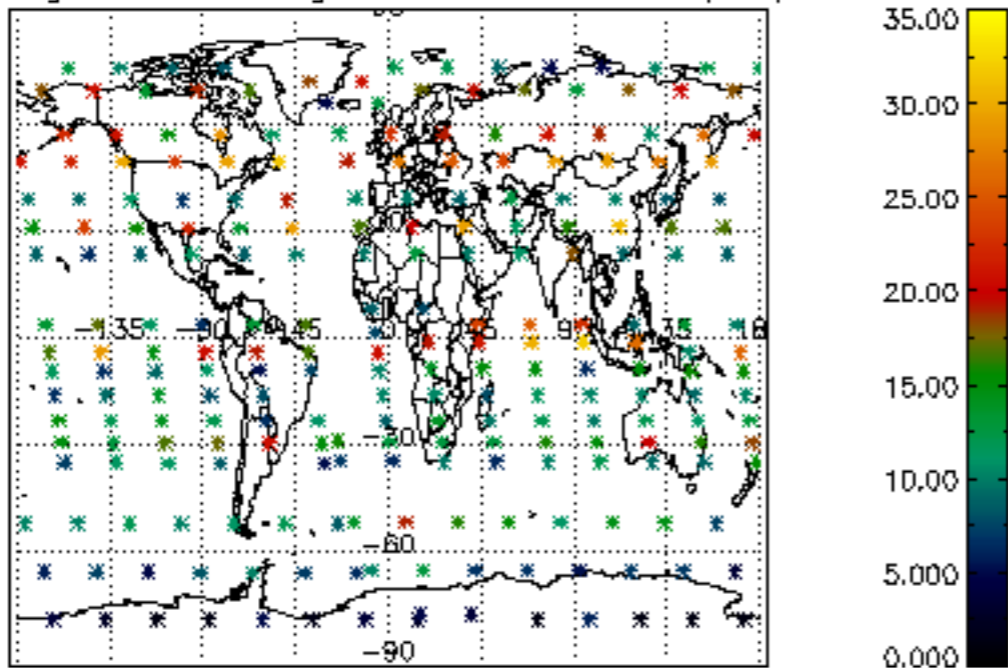
Percentage of cosmic ray hits per profile



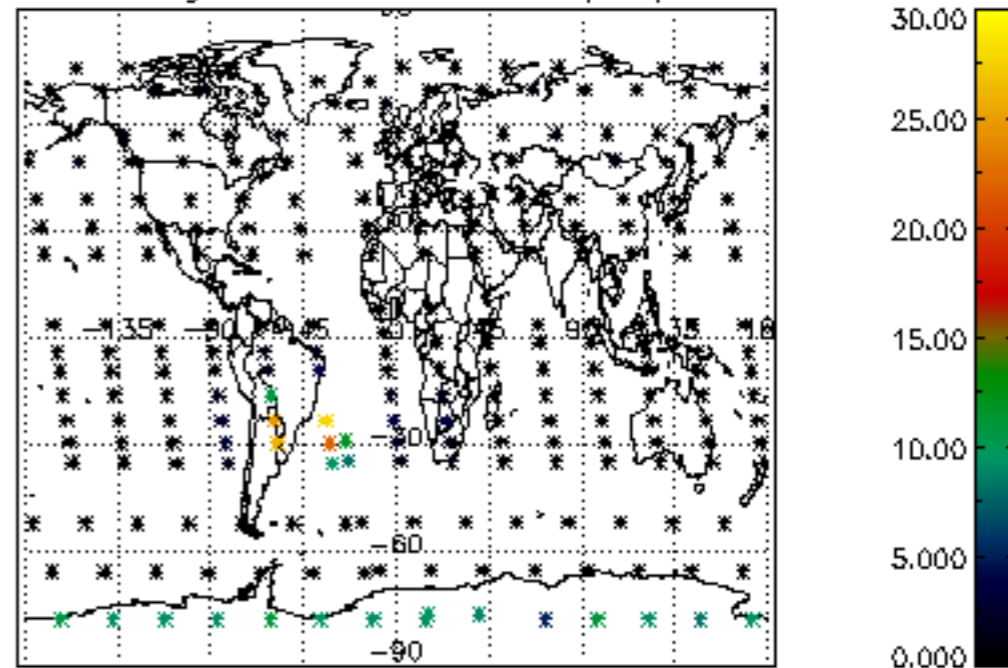
Percentage of datation errors per profile



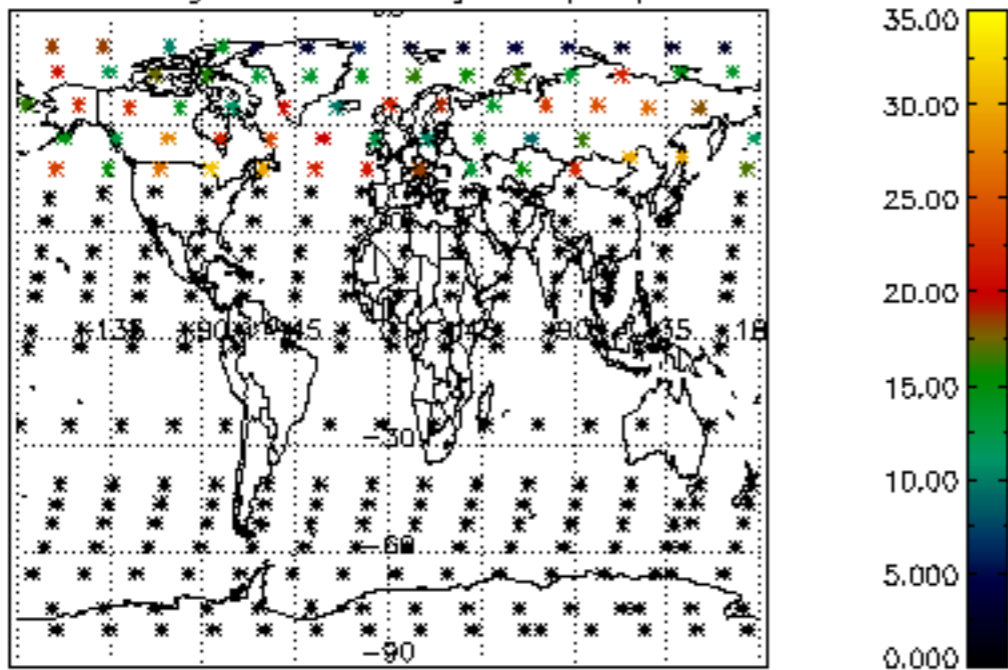
Percentage of star falling outside central band per profile



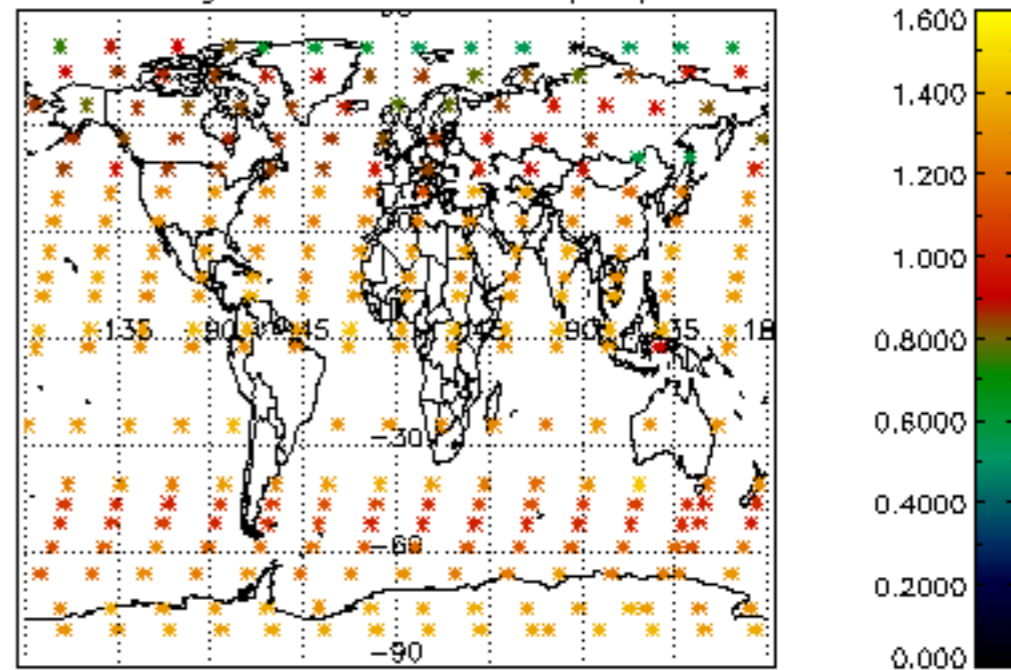
Percentage of saturation errors per profile



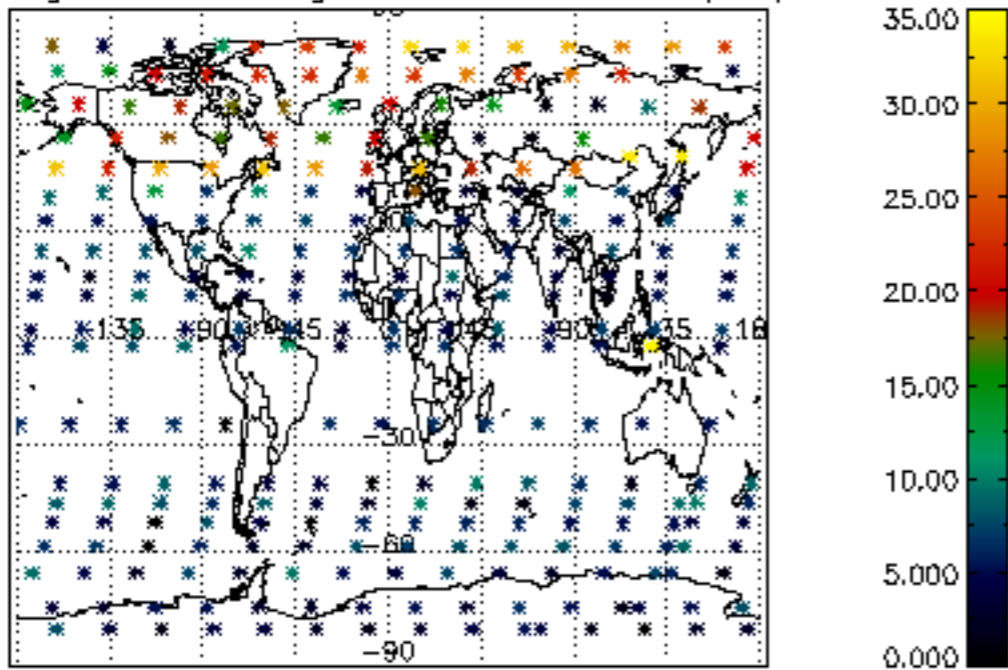
Percentage of cosmic ray hits per profile



Percentage of datation errors per profile



Percentage of star falling outside central band per profile



Percentage of saturation errors per profile

