

GOMOS Level 2 Daily Report

SUMMARY

[1. General Info](#)

[2. Summary of processed GOM_NL_2P products](#)

[3. Level 2 Quality information per product](#)

[3.1 Plot of level 2 quality information per product \(time dependant\)](#)

[3.2 Plot of level 2 quality information per product \(world map\)](#)

[4. Level 1 Quality information per product \(stored on level 2 products\)](#)

[4.1 Plot of level 1 quality information per product \(time dependant\)](#)

[4.1.1 Plot of level 1 quality information per product \(time dependant\): ASCENDING](#)

[4.1.2 Plot of level 1 quality information per product \(time dependant\): DESCENDING](#)

[4.2 Plot of level 1 quality information per product \(world map\)](#)

[4.2.1 Plot of level 1 quality information per product \(world map\): ASCENDING](#)

[4.2.2 Plot of level 1 quality information per product \(world map\): DESCENDING](#)

[5. Ozone profiles based on quality statistics and other trace gas profiles](#)

[5.1 Ozone statistics based on quality of products](#)

[5.2 Plot ozone profiles for all STD \(dark without errors\)](#)

[5.3 Plot ozone profiles where STD < 20% \(dark without errors\)](#)

[5.4. Plot ozone profiles where STD < 10% \(dark without errors\)](#)

[5.5. Plot ozone profiles where STD < 5% \(dark without errors\)](#)

[5.6 Plot NO2 profiles for all STD \(dark without errors\)](#)

[5.7 Plot NO3 profiles for all STD \(dark without errors\)](#)

[5.8 Plot H2O profiles \(only for occultations of stars 1,2,3,4,13,14,16,26,63 dark without errors\) for all STD](#)

[6. Auxiliary Data Files used for the production reported in section 2](#)

This report presents the daily analysis on parameters extracted from GOMOS level 2 data (GOM_NL__2P). It is intended to monitor some important parameters that will impact the quality of these products. A list of level 2 products (and content) that have arrived during the reporting day to the PCF is also given.

Item	Value
Time of report generation	17APR2013 20:53:40
Data source version	GOMOS/6.01
Start time of products	04-12-2002 (04DEC2002 00:00:00)
Stop time of products	05-12-2002 (05DEC2002 00:00:00)
Store outputs in DB	Yes
Nb of level 2 prods	483
Nb of prods with errors	5

2. Summary of processed GOM_NL__2P products.

Nr	Filename	UTC Start time	Limb	Duration	Star Id	Star Name	Star Mag	Star Temp	Nb Meas	Orbit	Prod. error
1	GOM_NL__2PRFIN20021204_000036_000000652011_00417_03978_2071.N1	04-DEC-2002 00:00:36	Twilight	64.500	30	46Eps Ori	1.6940	30000.	129	3978	No
2	GOM_NL__2PRFIN20021204_000035_000000602011_00417_03978_2072.N1	04-DEC-2002 00:03:15	Twilight	59.500	27	24Gam Ori	1.6360	26000.	119	3978	No
3	GOM_NL__2PRFIN20021204_000036_000000612011_00417_03978_2073.N1	04-DEC-2002 00:05:36	Bright	61.000	13	87Alp Tau	0.86700	3800.0	122	3978	No
4	GOM_NL__2PRFIN20021204_0000720_000000382011_00417_03978_2074.N1	04-DEC-2002 00:07:20	Bright	38.000	146	25Eta Tau	2.8730	15200.	76	3978	No
5	GOM_NL__2PRFIN20021204_0000939_000000402011_00417_03978_2075.N1	04-DEC-2002 00:09:39	Bright	39.500	150	44Zet Per	2.8900	28000.	79	3978	No
6	GOM_NL__2PRFIN20021204_001201_000000392011_00417_03978_2076.N1	04-DEC-2002 00:12:01	Bright	38.500	79	26Bet Per	2.3100	13100.	77	3978	No
7	GOM_NL__2PRFIN20021204_001407_000000392011_00417_03978_2077.N1	04-DEC-2002 00:14:07	Bright	38.500	175	39Del Per	3.0100	19400.	77	3978	No
8	GOM_NL__2PRFIN20021204_001533_000000372011_00417_03978_2078.N1	04-DEC-2002 00:15:33	Bright	37.000	160	23Gam Per	2.9300	4700.0	74	3978	No
9	GOM_NL__2PRFIN20021204_001804_000000372011_00417_03978_2079.N1	04-DEC-2002 00:18:04	Bright	37.000	110	37Del Cas	2.6780	8900.0	74	3978	No
10	GOM_NL__2PRFIN20021204_001921_000000392011_00417_03978_2080.N1	04-DEC-2002 00:19:21	Bright	39.000	74	11Bet Cas	2.2680	6600.0	78	3978	No
11	GOM_NL__2PRFIN20021204_002539_000000352011_00417_03978_2081.N1	04-DEC-2002 00:25:39	Bright	35.000	49	1Alp UMi	1.9900	6300.0	70	3978	No
12	GOM_NL__2PRFIN20021204_003019_000000392011_00417_03978_2082.N1	04-DEC-2002 00:30:19	Bright	39.000	60	7Bet UMi	2.0810	3950.0	78	3978	No
13	GOM_NL__2PRFIN20021204_003203_000000462011_00417_03978_2083.N1	04-DEC-2002 00:32:03	Bright	46.000	36	50Alp UMa	1.8000	6300.0	92	3978	No
14	GOM_NL__2PRFIN20021204_003338_000000502011_00417_03978_2084.N1	04-DEC-2002 00:33:38	Bright	49.500	82	48Bet UMa	2.3650	10600.	99	3978	No
15	GOM_NL__2PRFIN20021204_003525_000000442011_00417_03978_2085.N1	04-DEC-2002 00:35:25	Bright	43.500	32	77Eps UMa	1.7630	11000.	87	3978	No
16	GOM_NL__2PRFIN20021204_003736_000000392011_00417_03978_2086.N1	04-DEC-2002 00:37:36	Bright	38.500	39	85Eta UMa	1.8540	24000.	77	3978	No
17	GOM_NL__2PRFIN20021204_004035_000000382011_00417_03978_2087.N1	04-DEC-2002 00:40:35	Bright	37.500	180	27Gam Boo	3.0400	8000.0	75	3978	No
18	GOM_NL__2PRFIN20021204_004335_000000402011_00417_03978_2088.N1	04-DEC-2002 00:43:35	Bright	39.500	83		2.3780	11000.	79	3978	No
19	GOM_NL__2PRFIN20021204_004607_000000402011_00417_03978_2089.N1	04-DEC-2002 00:46:07	Bright	39.500	3	16Alp Boo	-0.050000	4250.0	79	3978	No
20	GOM_NL__2PRFIN20021204_005015_000000802011_00417_03978_2090.N1	04-DEC-2002 00:50:15	Bright	80.000	96	68Del Leo	2.5600	9300.0	160	3978	No
21	GOM_NL__2PRFIN20021204_005420_000000482011_00417_03978_2091.N1	04-DEC-2002 00:54:20	Bright	47.500	121	29Gam Vir	2.7400	7200.0	95	3978	No
22	GOM_NL__2PRFIN20021204_005909_000000502011_00417_03978_2092.N1	04-DEC-2002 00:59:09	Twilight	50.000	163	7Del Crv	2.9450	11000.	100	3978	No
23	GOM_NL__2PRFIN20021204_010046_000000512011_00417_03978_2093.N1	04-DEC-2002 01:00:46	Dark	51.000	106	9Bet Crv	2.6480	5600.0	102	3978	No
24	GOM_NL__2PRFIN20021204_010440_000000382011_00417_03978_2094.N1	04-DEC-2002 01:04:40	Dark	37.500	95	Zet Cen	2.5450	26000.	75	3978	No
25	GOM_NL__2PRFIN20021204_010631_000000412011_00417_03978_2095.N1	04-DEC-2002 01:06:31	Dark	40.500	77	Eps Cen	2.3030	28000.	81	3978	No
26	GOM_NL__2PRFIN20021204_010804_000000432011_00417_03978_2096.N1	04-DEC-2002 01:08:04	Dark	43.000	10	Bet Cen	0.61000	28000.	86	3978	No
27	GOM_NL__2PRFIN20021204_025045_000000432011_00419_03980_2062.N1	04-DEC-2002 02:50:45	Dark	42.500	12	Alp1Cru	0.77500	30000.	85	3980	No
28	GOM_NL__2PRFIN20021204_025618_000000412011_00419_03980_2063.N1	04-DEC-2002 02:56:18	Dark	40.500	29	Bet Car	1.6720	10200.	81	3980	No
29	GOM_NL__2PRFIN20021204_025820_000000492011_00419_03980_2064.N1	04-DEC-2002 02:58:20	Dark	49.000	41	Eps Car	1.8600	4100.0	98	3980	No
30	GOM_NL__2PRFIN20021204_030027_000000532011_00419_03980_2065.N1	04-DEC-2002 03:00:27	Dark	52.500	34	Gam2Vel	1.7930	23000.	105	3980	No
31	GOM_NL__2PRFIN20021204_030337_000000572011_00419_03980_2066.N1	04-DEC-2002 03:03:37	Dark	57.000	2	Alp Car	-0.73600	7000.0	114	3980	No
32	GOM_NL__2PRFIN20021204_030541_000000722011_00419_03980_2067.N1	04-DEC-2002 03:05:41	Dark	71.500	117	Pi Pup	2.7060	3800.0	143	3980	No
33	GOM_NL__2PRFIN20021204_030923_000000692011_00419_03980_2068.N1	04-DEC-2002 03:09:23	Dark	68.500	23	21Eps CMa	1.5020	26000.	137	3980	No
34	GOM_NL__2PRFIN20021204_031129_000000702011_00419_03980_2069.N1	04-DEC-2002 03:11:29	Straylight	69.500	179	24Omi2CMa	3.0320	24000.	139	3980	No
35	GOM_NL__2PRFIN20021204_031525_000000832011_00419_03980_2070.N1	04-DEC-2002 03:15:25	Straylight	83.000	1	9Alp CMa	-1.4400	11000.	166	3980	No
36	GOM_NL__2PRFIN20021204_031833_000000592011_00419_03980_2071.N1	04-DEC-2002 03:18:33	Straylight	59.000	56	53Kap Ori	2.0650	30000.	118	3980	No
37	GOM_NL__2PRFIN20021204_032136_000000612011_00419_03980_2072.N1	04-DEC-2002 03:21:36	Twilight	61.000	33	50Zet Ori	1.7660	30000.	122	3980	No
38	GOM_NL__2PRFIN20021204_032425_000000612011_00419_03980_2073.N1	04-DEC-2002 03:24:25	Twilight	60.500	27	24Gam Ori	1.6360	26000.	121	3980	No
39	GOM_NL__2PRFIN20021204_032648_000000602011_00419_03980_2074.N1	04-DEC-2002 03:26:48	Bright	60.000	13	87Alp Tau	0.86700	3800.0	120	3980	No
40	GOM_NL__2PRFIN20021204_032831_000000412011_00419_03980_2075.N1	04-DEC-2002 03:28:31	Bright	41.000	146	25Eta Tau	2.8730	15200.	82	3980	No
41	GOM_NL__2PRFIN20021204_033050_000000402011_00419_03980_2076.N1	04-DEC-2002 03:30:50	Bright	39.500	150	44Zet Per	2.8900	28000.	79	3980	No
42	GOM_NL__2PRFIN20021204_033312_000000392011_00419_03980_2077.N1	04-DEC-2002 03:33:12	Bright	39.000	79	26Bet Per	2.3100	13100.	78	3980	No

43	GOM_NL__2PRFIN20021204_033518_000000392011_00419_03980_2078.N1	04-DEC-2002 03:35:18	Bright	39.000	175	39Del Per	3.0100	19400.	78	3980	No
44	GOM_NL__2PRFIN20021204_033645_000000382011_00419_03980_2079.N1	04-DEC-2002 03:36:45	Bright	37.500	160	23Gam Per	2.9300	4700.0	75	3980	No
45	GOM_NL__2PRFIN20021204_033917_000000372011_00419_03980_2080.N1	04-DEC-2002 03:39:17	Bright	36.500	110	37Del Cas	2.6780	8900.0	73	3980	No
46	GOM_NL__2PRFIN20021204_034033_000000392011_00419_03980_2081.N1	04-DEC-2002 03:40:33	Bright	38.500	74	11Bet Cas	2.2680	6600.0	77	3980	No
47	GOM_NL__2PRFIN20021204_034649_000000372011_00419_03980_2082.N1	04-DEC-2002 03:46:49	Bright	36.500	49	1Alp UMi	1.9900	6300.0	73	3980	No
48	GOM_NL__2PRFIN20021204_035132_000000402011_00419_03980_2083.N1	04-DEC-2002 03:51:32	Bright	39.500	60	7Bet UMi	2.0810	3950.0	79	3980	No
49	GOM_NL__2PRFIN20021204_035315_000000472011_00419_03980_2084.N1	04-DEC-2002 03:53:15	Bright	46.500	36	50Alp UMa	1.8000	6300.0	93	3980	No
50	GOM_NL__2PRFIN20021204_035449_000000482011_00419_03980_2085.N1	04-DEC-2002 03:54:49	Bright	48.000	82	48Bet UMa	2.3650	10600.	96	3980	No
51	GOM_NL__2PRFIN20021204_035638_000000442011_00419_03980_2086.N1	04-DEC-2002 03:56:38	Bright	43.500	32	77Eps UMa	1.7630	11000.	87	3980	No
52	GOM_NL__2PRFIN20021204_035848_000000412011_00419_03980_2087.N1	04-DEC-2002 03:58:48	Bright	41.000	39	85Eta UMa	1.8540	24000.	82	3980	No
53	GOM_NL__2PRFIN20021204_040148_000000382011_00419_03980_2088.N1	04-DEC-2002 04:01:48	Bright	37.500	180	27Gam Boo	3.0400	8000.0	75	3980	No
54	GOM_NL__2PRFIN20021204_040449_000000372011_00419_03980_2089.N1	04-DEC-2002 04:04:49	Bright	37.000	83		2.3780	11000.	74	3980	No
55	GOM_NL__2PRFIN20021204_040721_000000382011_00419_03980_2090.N1	04-DEC-2002 04:07:21	Bright	38.000	3	16Alp Boo	-0.050000	4250.0	76	3980	No
56	GOM_NL__2PRFIN20021204_041129_000000832011_00419_03980_2091.N1	04-DEC-2002 04:11:29	Bright	83.000	96	68Del Leo	2.5600	9300.0	166	3980	No
57	GOM_NL__2PRFIN20021204_041534_000000532011_00419_03980_2092.N1	04-DEC-2002 04:15:34	Bright	52.500	121	29Gam Vir	2.7400	7200.0	105	3980	No
58	GOM_NL__2PRFIN20021204_042024_000000472011_00419_03980_2093.N1	04-DEC-2002 04:20:24	Twi_and_stray	47.000	163	7Del Crv	2.9450	11000.	94	3980	No
59	GOM_NL__2PRFIN20021204_042158_000000512011_00419_03980_2094.N1	04-DEC-2002 04:21:58	Dark	50.500	106	9Bet Crv	2.6480	5600.0	101	3980	No
60	GOM_NL__2PRFIN20021204_042348_000000402011_00419_03980_2095.N1	04-DEC-2002 04:23:48	Dark	40.000	123	1ot Cen	2.7500	10200.	80	3980	No
61	GOM_NL__2PRFIN20021204_042552_000000392011_00419_03980_2096.N1	04-DEC-2002 04:25:52	Dark	39.000	95	Zet Cen	2.5450	26000.	78	3980	No
62	GOM_NL__2PRFIN20021204_042751_000000432011_00419_03980_2097.N1	04-DEC-2002 04:27:51	Dark	42.500	64	Gam Cen	2.2000	10600.	85	3980	No
63	GOM_NL__2PRFIN20021204_042917_000000402011_00419_03980_2098.N1	04-DEC-2002 04:29:17	Dark	39.500	10	Bet Cen	0.61000	28000.	79	3980	No
64	GOM_NL__2PRFIN20021204_043121_000000502011_00420_03981_2062.N1	04-DEC-2002 04:31:21	Dark	50.000	12	Alp1Cru	0.77500	30000.	100	3981	No
65	GOM_NL__2PRFIN20021204_043654_000000402011_00420_03981_2063.N1	04-DEC-2002 04:36:54	Dark	39.500	29	Bet Car	1.6720	10200.	79	3981	No
66	GOM_NL__2PRFIN20021204_043855_000000572011_00420_03981_2064.N1	04-DEC-2002 04:38:55	Dark	56.500	41	Eps Car	1.8600	4100.0	113	3981	No
67	GOM_NL__2PRFIN20021204_044106_000000512011_00420_03981_2065.N1	04-DEC-2002 04:41:06	Dark	50.500	34	Gam2Vel	1.7930	23000.	101	3981	No
68	GOM_NL__2PRFIN20021204_044412_000000492011_00420_03981_2066.N1	04-DEC-2002 04:44:12	Dark	49.000	2	Alp Car	-0.73600	7000.0	98	3981	No
69	GOM_NL__2PRFIN20021204_044617_000000622011_00420_03981_2067.N1	04-DEC-2002 04:46:17	Dark	62.000	117	Pi Pup	2.7060	3800.0	124	3981	No
70	GOM_NL__2PRFIN20021204_045000_000000682011_00420_03981_2068.N1	04-DEC-2002 04:50:00	Dark	68.000	23	21Eps CMa	1.5020	26000.	136	3981	No
71	GOM_NL__2PRFIN20021204_045205_000000712011_00420_03981_2069.N1	04-DEC-2002 04:52:05	Straylight	70.500	179	24Omi2CMa	3.0320	24000.	141	3981	No
72	GOM_NL__2PRFIN20021204_045601_000000932011_00420_03981_2070.N1	04-DEC-2002 04:56:01	Straylight	92.500	1	9Alp CMa	-1.4400	11000.	185	3981	No
73	GOM_NL__2PRFIN20021204_045909_000000592011_00420_03981_2071.N1	04-DEC-2002 04:59:09	Straylight	58.500	56	53Kap Ori	2.0650	30000.	117	3981	No
74	GOM_NL__2PRFIN20021204_050212_000000582011_00420_03981_2072.N1	04-DEC-2002 05:02:12	Twi_and_stray	58.000	33	50Zet Ori	1.7660	30000.	116	3981	No
75	GOM_NL__2PRFIN20021204_050501_000000582011_00420_03981_2073.N1	04-DEC-2002 05:05:01	Twi_and_stray	57.500	27	24Gam Ori	1.6360	26000.	115	3981	No
76	GOM_NL__2PRFIN20021204_050724_000000602011_00420_03981_2074.N1	04-DEC-2002 05:07:24	Bright	60.000	13	87Alp Tau	0.86700	3800.0	120	3981	No
77	GOM_NL__2PRFIN20021204_050907_000000392011_00420_03981_2075.N1	04-DEC-2002 05:09:07	Bright	39.000	146	25Eta Tau	2.8730	15200.	78	3981	No
78	GOM_NL__2PRFIN20021204_051127_000000402011_00420_03981_2076.N1	04-DEC-2002 05:11:27	Bright	39.500	150	44Zet Per	2.8900	28000.	79	3981	No
79	GOM_NL__2PRFIN20021204_051349_000000392011_00420_03981_2077.N1	04-DEC-2002 05:13:49	Bright	38.500	79	26Bet Per	2.3100	13100.	77	3981	No
80	GOM_NL__2PRFIN20021204_051555_000000392011_00420_03981_2078.N1	04-DEC-2002 05:15:55	Bright	39.000	175	39Del Per	3.0100	19400.	78	3981	No
81	GOM_NL__2PRFIN20021204_051721_000000382011_00420_03981_2079.N1	04-DEC-2002 05:17:21	Bright	37.500	160	23Gam Per	2.9300	4700.0	75	3981	No
82	GOM_NL__2PRFIN20021204_051953_000000362011_00420_03981_2080.N1	04-DEC-2002 05:19:53	Bright	36.000	110	37Del Cas	2.6780	8900.0	72	3981	No
83	GOM_NL__2PRFIN20021204_052110_000000382011_00420_03981_2081.N1	04-DEC-2002 05:21:10	Bright	38.000	74	11Bet Cas	2.2680	6600.0	76	3981	No
84	GOM_NL__2PRFIN20021204_052726_000000392011_00420_03981_2082.N1	04-DEC-2002 05:27:26	Bright	39.000	49	1Alp UMi	1.9900	6300.0	78	3981	No
85	GOM_NL__2PRFIN20021204_053208_000000402011_00420_03981_2083.N1	04-DEC-2002 05:32:08	Bright	40.000	60	7Bet UMi	2.0810	3950.0	80	3981	No
86	GOM_NL__2PRFIN20021204_053350_000000472011_00420_03981_2084.N1	04-DEC-2002 05:33:50	Bright	46.500	36	50Alp UMa	1.8000	6300.0	93	3981	No
87	GOM_NL__2PRFIN20021204_053525_000000472011_00420_03981_2085.N1	04-DEC-2002 05:35:25	Bright	47.000	82	48Bet UMa	2.3650	10600.	94	3981	No
88	GOM_NL__2PRFIN20021204_053714_000000392011_00420_03981_2086.N1	04-DEC-2002 05:37:14	Bright	39.000	32	77Eps UMa	1.7630	11000.	78	3981	No
89	GOM_NL__2PRFIN20021204_053924_000000412011_00420_03981_2087.N1	04-DEC-2002 05:39:24	Bright	40.500	39	85Eta UMa	1.8540	24000.	81	3981	No
90	GOM_NL__2PRFIN20021204_054224_000000362011_00420_03981_2088.N1	04-DEC-2002 05:42:24	Bright	36.000	180	27Gam Boo	3.0400	8000.0	72	3981	No
91	GOM_NL__2PRFIN20021204_054525_000000382011_00420_03981_2089.N1	04-DEC-2002 05:45:25	Bright	37.500	83		2.3780	11000.	75	3981	No
92	GOM_NL__2PRFIN20021204_054758_000000382011_00420_03981_2090.N1	04-DEC-2002 05:47:58	Bright	38.000	3	16Alp Boo	-0.050000	4250.0	76	3981	No
93	GOM_NL__2PRFIN20021204_055206_000000812011_00420_03981_2091.N1	04-DEC-2002 05:52:06	Bright	81.000	96	68Del Leo	2.5600	9300.0	162	3981	No
94	GOM_NL__2PRFIN20021204_055611_000000482011_00420_03981_2092.N1	04-DEC-2002 05:56:11	Bright	47.500	121	29Gam Vir	2.7400	7200.0	95	3981	No
95	GOM_NL__2PRFIN20021204_060101_000000492011_00420_03981_2093.N1	04-DEC-2002 06:01:01	Twi_and_stray	49.000	163	7Del Crv	2.9450	11000.	98	3981	No
96	GOM_NL__2PRFIN20021204_060234_000000492011_00420_03981_2094.N1	04-DEC-2002 06:02:34	Dark	49.000	106	9Bet Crv	2.6480	5600.0	98	3981	No
97	GOM_NL__2PRFIN20021204_060425_000000412011_00420_03981_2095.N1	04-DEC-2002 06:04:25	Dark	41.000	123	1ot Cen	2.7500	10200.	82	3981	No
98	GOM_NL__2PRFIN20021204_060628_000000392011_00420_03981_2096.N1	04-DEC-2002 06:06:28	Dark	38.500	95	Zet Cen	2.5450	26000.	77	3981	No
99	GOM_NL__2PRFIN20021204_060827_000000412011_00420_03981_2097.N1	04-DEC-2002 06:08:27	Dark	40.500	64	Gam Cen	2.2000	10600.	81	3981	No
100	GOM_NL__2PRFIN20021204_060953_000000422011_00420_03981_2098.N1	04-DEC-2002 06:09:53	Dark	42.000	10	Bet Cen	0.61000	28000.	84	3981	No
101	GOM_NL__2PRFIN20021204_061158_000000402011_00421_03982_2064.N1	04-DEC-2002 06:11:58	Dark	39.500	12	Alp1Cru	0.77500	30000.	79	3982	No

102	GOM_NL__2PRFIN20021204_061730_000000412011_00421_03982_2065.N1	04-DEC-2002 06:17:30	Dark	41.000	29	Bet Car	1.6720	10200.	82	3982	No
103	GOM_NL__2PRFIN20021204_061932_000000472011_00421_03982_2066.N1	04-DEC-2002 06:19:32	Dark	47.000	41	Eps Car	1.8600	4100.0	94	3982	No
104	GOM_NL__2PRFIN20021204_062143_000000512011_00421_03982_2067.N1	04-DEC-2002 06:21:43	Dark	51.000	34	Gam2Vel	1.7930	23000.	102	3982	No
105	GOM_NL__2PRFIN20021204_062449_000000572011_00421_03982_2068.N1	04-DEC-2002 06:24:49	Dark	57.000	2	Alp Car	-0.73600	7000.0	114	3982	No
106	GOM_NL__2PRFIN20021204_062654_000000632011_00421_03982_2069.N1	04-DEC-2002 06:26:54	Dark	63.000	117	Pi Pup	2.7060	3800.0	126	3982	No
107	GOM_NL__2PRFIN20021204_063037_000000672011_00421_03982_2070.N1	04-DEC-2002 06:30:37	Dark	66.500	23	21Eps CMa	1.5020	26000.	133	3982	No
108	GOM_NL__2PRFIN20021204_063242_000000702011_00421_03982_2071.N1	04-DEC-2002 06:32:42	Straylight	69.500	179	24Omi2CMa	3.0320	24000.	139	3982	No
109	GOM_NL__2PRFIN20021204_063637_000000982011_00421_03982_2072.N1	04-DEC-2002 06:36:37	Straylight	98.000	1	9Alp CMa	-1.4400	11000.	196	3982	No
110	GOM_NL__2PRFIN20021204_063945_000000622011_00421_03982_2073.N1	04-DEC-2002 06:39:45	Straylight	61.500	56	53Kap Ori	2.0650	30000.	123	3982	No
111	GOM_NL__2PRFIN20021204_064247_000000562011_00421_03982_2074.N1	04-DEC-2002 06:42:47	Tw_i_and_stray	55.500	33	50Zet Ori	1.7660	30000.	111	3982	No
112	GOM_NL__2PRFIN20021204_064536_000000502011_00421_03982_2075.N1	04-DEC-2002 06:45:36	Tw_i_and_stray	50.000	27	24Gam Ori	1.6360	26000.	100	3982	No
113	GOM_NL__2PRFIN20021204_064759_000000602011_00421_03982_2076.N1	04-DEC-2002 06:47:59	Bright	60.000	13	87Alp Tau	0.86700	3800.0	120	3982	No
114	GOM_NL__2PRFIN20021204_064943_000000512011_00421_03982_2077.N1	04-DEC-2002 06:49:43	Bright	51.000	146	25Eta Tau	2.8730	15200.	102	3982	No
115	GOM_NL__2PRFIN20021204_065202_000000412011_00421_03982_2078.N1	04-DEC-2002 06:52:02	Bright	40.500	150	44Zet Per	2.8900	28000.	81	3982	No
116	GOM_NL__2PRFIN20021204_065425_000000382011_00421_03982_2079.N1	04-DEC-2002 06:54:25	Bright	38.000	79	26Bet Per	2.3100	13100.	76	3982	No
117	GOM_NL__2PRFIN20021204_065631_000000392011_00421_03982_2080.N1	04-DEC-2002 06:56:31	Bright	39.000	175	39Del Per	3.0100	19400.	78	3982	No
118	GOM_NL__2PRFIN20021204_065757_000000372011_00421_03982_2081.N1	04-DEC-2002 06:57:57	Bright	37.000	160	23Gam Per	2.9300	4700.0	74	3982	No
119	GOM_NL__2PRFIN20021204_070029_000000362011_00421_03982_2082.N1	04-DEC-2002 07:00:29	Bright	36.000	110	37Del Cas	2.6780	8900.0	72	3982	No
120	GOM_NL__2PRFIN20021204_070146_000000392011_00421_03982_2083.N1	04-DEC-2002 07:01:46	Bright	38.500	74	11Bet Cas	2.2680	6600.0	77	3982	No
121	GOM_NL__2PRFIN20021204_070802_000000382011_00421_03982_2084.N1	04-DEC-2002 07:08:02	Bright	37.500	49	1Alp UMi	1.9900	6300.0	75	3982	No
122	GOM_NL__2PRFIN20021204_071244_000000402011_00421_03982_2085.N1	04-DEC-2002 07:12:44	Bright	39.500	60	7Bet UMi	2.0810	3950.0	79	3982	No
123	GOM_NL__2PRFIN20021204_071426_000000452011_00421_03982_2086.N1	04-DEC-2002 07:14:26	Bright	45.000	36	50Alp UMa	1.8000	6300.0	90	3982	No
124	GOM_NL__2PRFIN20021204_071601_000000482011_00421_03982_2087.N1	04-DEC-2002 07:16:01	Bright	47.500	82	48Bet UMa	2.3650	10600.	95	3982	No
125	GOM_NL__2PRFIN20021204_071750_000000432011_00421_03982_2088.N1	04-DEC-2002 07:17:50	Bright	42.500	32	77Eps UMa	1.7630	11000.	85	3982	No
126	GOM_NL__2PRFIN20021204_072000_000000402011_00421_03982_2089.N1	04-DEC-2002 07:20:00	Bright	39.500	39	85Eta UMa	1.8540	24000.	79	3982	No
127	GOM_NL__2PRFIN20021204_072300_000000372011_00421_03982_2090.N1	04-DEC-2002 07:23:00	Bright	37.000	180	27Gam Boo	3.0400	8000.0	74	3982	No
128	GOM_NL__2PRFIN20021204_072602_000000362011_00421_03982_2091.N1	04-DEC-2002 07:26:02	Bright	36.000	83		2.3780	11000.	72	3982	No
129	GOM_NL__2PRFIN20021204_072835_000000382011_00421_03982_2092.N1	04-DEC-2002 07:28:35	Bright	38.000	3	16Alp Boo	-0.050000	4250.0	76	3982	No
130	GOM_NL__2PRFIN20021204_073243_000000852011_00421_03982_2093.N1	04-DEC-2002 07:32:43	Bright	84.500	96	68Del Leo	2.5600	9300.0	169	3982	No
131	GOM_NL__2PRFIN20021204_073648_000000502011_00421_03982_2094.N1	04-DEC-2002 07:36:48	Bright	50.000	121	29Gam Vir	2.7400	7200.0	100	3982	No
132	GOM_NL__2PRFIN20021204_074137_000000512011_00421_03982_2095.N1	04-DEC-2002 07:41:37	Tw_i_and_stray	50.500	163	7Del Crv	2.9450	11000.	101	3982	No
133	GOM_NL__2PRFIN20021204_074313_000000502011_00421_03982_2096.N1	04-DEC-2002 07:43:13	Dark	50.000	106	9Bet Crv	2.6480	5600.0	100	3982	No
134	GOM_NL__2PRFIN20021204_074500_000000422011_00421_03982_2097.N1	04-DEC-2002 07:45:00	Dark	41.500	123	1ot Cen	2.7500	10200.	83	3982	No
135	GOM_NL__2PRFIN20021204_074705_000000402011_00421_03982_2098.N1	04-DEC-2002 07:47:05	Dark	39.500	95	Zet Cen	2.5450	26000.	79	3982	No
136	GOM_NL__2PRFIN20021204_074904_000000402011_00421_03982_2099.N1	04-DEC-2002 07:49:04	Dark	40.000	64	Gam Cen	2.2000	10600.	80	3982	No
137	GOM_NL__2PRFIN20021204_075028_000000512011_00421_03982_2100.N1	04-DEC-2002 07:50:28	Dark	50.500	10	Bet Cen	0.61000	28000.	101	3982	No
138	GOM_NL__2PRFIN20021204_075234_000000442011_00422_03983_9650.N1	04-DEC-2002 07:52:34	Dark	44.000	12	Alp1Cru	0.77500	30000.	88	3983	No
139	GOM_NL__2PRFIN20021204_075807_000000422011_00422_03983_9651.N1	04-DEC-2002 07:58:07	Dark	41.500	29	Bet Car	1.6720	10200.	83	3983	No
140	GOM_NL__2PRFIN20021204_080009_000000452011_00422_03983_9652.N1	04-DEC-2002 08:00:09	Dark	44.500	41	Eps Car	1.8600	4100.0	89	3983	No
141	GOM_NL__2PRFIN20021204_080220_000000502011_00422_03983_9653.N1	04-DEC-2002 08:02:20	Dark	50.000	34	Gam2Vel	1.7930	23000.	100	3983	No
142	GOM_NL__2PRFIN20021204_080526_000000572011_00422_03983_9654.N1	04-DEC-2002 08:05:26	Dark	57.000	2	Alp Car	-0.73600	7000.0	114	3983	No
143	GOM_NL__2PRFIN20021204_080732_000000582011_00422_03983_9655.N1	04-DEC-2002 08:07:32	Dark	57.500	117	Pi Pup	2.7060	3800.0	115	3983	No
144	GOM_NL__2PRFIN20021204_081114_000000652011_00422_03983_9656.N1	04-DEC-2002 08:11:14	Dark	64.500	23	21Eps CMa	1.5020	26000.	129	3983	No
145	GOM_NL__2PRFIN20021204_081318_000000682011_00422_03983_9657.N1	04-DEC-2002 08:13:18	Straylight	68.000	179	24Omi2CMa	3.0320	24000.	136	3983	No
146	GOM_NL__2PRFIN20021204_081713_000000952011_00422_03983_9658.N1	04-DEC-2002 08:17:13	Straylight	95.000	1	9Alp CMa	-1.4400	11000.	190	3983	No
147	GOM_NL__2PRFIN20021204_082022_000000592011_00422_03983_9659.N1	04-DEC-2002 08:20:22	Straylight	58.500	56	53Kap Ori	2.0650	30000.	117	3983	No
148	GOM_NL__2PRFIN20021204_082323_000000652011_00422_03983_9660.N1	04-DEC-2002 08:23:23	Tw_i_and_stray	64.500	33	50Zet Ori	1.7660	30000.	129	3983	No
149	GOM_NL__2PRFIN20021204_082612_000000542011_00422_03983_9661.N1	04-DEC-2002 08:26:12	Tw_i_and_stray	54.000	27	24Gam Ori	1.6360	26000.	108	3983	No
150	GOM_NL__2PRFIN20021204_082836_000000552011_00422_03983_9662.N1	04-DEC-2002 08:28:36	Bright	54.500	13	87Alp Tau	0.86700	3800.0	109	3983	No
151	GOM_NL__2PRFIN20021204_083019_000000382011_00422_03983_9663.N1	04-DEC-2002 08:30:19	Bright	38.000	146	25Eta Tau	2.8730	15200.	76	3983	No
152	GOM_NL__2PRFIN20021204_083239_000000392011_00422_03983_9664.N1	04-DEC-2002 08:32:39	Bright	39.000	150	44Zet Per	2.8900	28000.	78	3983	No
153	GOM_NL__2PRFIN20021204_083501_000000382011_00422_03983_9665.N1	04-DEC-2002 08:35:01	Bright	38.000	79	26Bet Per	2.3100	13100.	76	3983	No
154	GOM_NL__2PRFIN20021204_083707_000000392011_00422_03983_9666.N1	04-DEC-2002 08:37:07	Bright	38.500	175	39Del Per	3.0100	19400.	77	3983	No
155	GOM_NL__2PRFIN20021204_083833_000000362011_00422_03983_9667.N1	04-DEC-2002 08:38:33	Bright	36.000	160	23Gam Per	2.9300	4700.0	72	3983	No
156	GOM_NL__2PRFIN20021204_084105_000000352011_00422_03983_9668.N1	04-DEC-2002 08:41:05	Bright	35.000	110	37Del Cas	2.6780	8900.0	70	3983	No
157	GOM_NL__2PRFIN20021204_084223_000000382011_00422_03983_9669.N1	04-DEC-2002 08:42:23	Bright	38.000	74	11Bet Cas	2.2680	6600.0	76	3983	No
158	GOM_NL__2PRFIN20021204_084838_000000382011_00422_03983_9670.N1	04-DEC-2002 08:48:38	Bright	38.000	49	1Alp UMi	1.9900	6300.0	76	3983	No
159	GOM_NL__2PRFIN20021204_085320_000000382011_00422_03983_9671.N1	04-DEC-2002 08:53:20	Bright	38.000	60	7Bet UMi	2.0810	3950.0	76	3983	No
160	GOM_NL__2PRFIN20021204_085502_000000472011_00422_03983_9672.N1	04-DEC-2002 08:55:02	Bright	47.000	36	50Alp UMa	1.8000	6300.0	94	3983	No

161	GOM_NL__2PRFIN20021204_085637_000000492011_00422_03983_9673.N1	04-DEC-2002 08:56:37	Bright	49.000	82	48Bet UMa	2.3650	10600.	98	3983	No
162	GOM_NL__2PRFIN20021204_085826_000000432011_00422_03983_9674.N1	04-DEC-2002 08:58:26	Bright	42.500	32	77Eps UMa	1.7630	11000.	85	3983	No
163	GOM_NL__2PRFIN20021204_090037_000000382011_00422_03983_9675.N1	04-DEC-2002 09:00:37	Bright	37.500	39	85Eta UMa	1.8540	24000.	75	3983	No
164	GOM_NL__2PRFIN20021204_090336_000000362011_00422_03983_9676.N1	04-DEC-2002 09:03:36	Bright	36.000	180	27Gam Boo	3.0400	8000.0	72	3983	No
165	GOM_NL__2PRFIN20021204_090638_000000362011_00422_03983_9677.N1	04-DEC-2002 09:06:38	Bright	36.000	83		2.3780	11000.	72	3983	No
166	GOM_NL__2PRFIN20021204_090911_000000372011_00422_03983_9678.N1	04-DEC-2002 09:09:11	Bright	36.500	3	16Alp Boo	-0.050000	4250.0	73	3983	No
167	GOM_NL__2PRFIN20021204_091320_000000832011_00422_03983_9679.N1	04-DEC-2002 09:13:20	Bright	83.000	96	68Del Leo	2.5600	9300.0	166	3983	No
168	GOM_NL__2PRFIN20021204_091724_000000492011_00422_03983_9680.N1	04-DEC-2002 09:17:24	Bright	48.500	121	29Gam Vir	2.7400	7200.0	97	3983	No
169	GOM_NL__2PRFIN20021204_092215_000000482011_00422_03983_9681.N1	04-DEC-2002 09:22:15	Twi_and_stray	48.000	163	7Del Crv	2.9450	11000.	96	3983	No
170	GOM_NL__2PRFIN20021204_092351_000000472011_00422_03983_9682.N1	04-DEC-2002 09:23:51	Dark	47.000	106	9Bet Crv	2.6480	5600.0	94	3983	No
171	GOM_NL__2PRFIN20021204_092537_000000402011_00422_03983_9683.N1	04-DEC-2002 09:25:37	Dark	40.000	123	lot Cen	2.7500	10200.	80	3983	No
172	GOM_NL__2PRFIN20021204_092741_000000392011_00422_03983_9684.N1	04-DEC-2002 09:27:41	Dark	39.000	95	Zet Cen	2.5450	26000.	78	3983	No
173	GOM_NL__2PRFIN20021204_092940_000000422011_00422_03983_9685.N1	04-DEC-2002 09:29:40	Dark	41.500	64	Gam Cen	2.2000	10600.	83	3983	No
174	GOM_NL__2PRFIN20021204_093105_000000442011_00422_03983_9686.N1	04-DEC-2002 09:31:05	Dark	44.000	10	Bet Cen	0.61000	28000.	88	3983	No
175	GOM_NL__2PRFIN20021204_093310_000000442011_00423_03984_9650.N1	04-DEC-2002 09:33:10	Dark	44.000	12	Alp1Cru	0.77500	30000.	88	3984	No
176	GOM_NL__2PRFIN20021204_093843_000000432011_00423_03984_9651.N1	04-DEC-2002 09:38:43	Dark	43.000	29	Bet Car	1.6720	10200.	86	3984	No
177	GOM_NL__2PRFIN20021204_094046_000000462011_00423_03984_9652.N1	04-DEC-2002 09:40:46	Dark	46.000	41	Eps Car	1.8600	4100.0	92	3984	No
178	GOM_NL__2PRFIN20021204_094257_000000522011_00423_03984_9653.N1	04-DEC-2002 09:42:57	Dark	51.500	34	Gam2Vel	1.7930	23000.	103	3984	No
179	GOM_NL__2PRFIN20021204_094603_000000512011_00423_03984_9654.N1	04-DEC-2002 09:46:03	Dark	51.000	2	Alp Car	-0.73600	7000.0	102	3984	No
180	GOM_NL__2PRFIN20021204_094809_000000632011_00423_03984_9655.N1	04-DEC-2002 09:48:09	Dark	62.500	117	Pi Pup	2.7060	3800.0	125	3984	No
181	GOM_NL__2PRFIN20021204_095150_000000652011_00423_03984_9656.N1	04-DEC-2002 09:51:50	Dark	64.500	23	21Eps CMa	1.5020	26000.	129	3984	No
182	GOM_NL__2PRFIN20021204_095355_000000682011_00423_03984_9657.N1	04-DEC-2002 09:53:55	Straylight	68.000	179	24Omi2CMa	3.0320	24000.	136	3984	No
183	GOM_NL__2PRFIN20021204_095749_000000852011_00423_03984_9658.N1	04-DEC-2002 09:57:49	Straylight	85.000	1	9Alp CMa	-1.4400	11000.	170	3984	No
184	GOM_NL__2PRFIN20021204_100058_000000602011_00423_03984_9659.N1	04-DEC-2002 10:00:58	Straylight	60.000	56	53Kap Ori	2.0650	30000.	120	3984	No
185	GOM_NL__2PRFIN20021204_100358_000000622011_00423_03984_9660.N1	04-DEC-2002 10:03:58	Twi_and_stray	62.000	33	50Zet Ori	1.7660	30000.	124	3984	No
186	GOM_NL__2PRFIN20021204_100648_000000592011_00423_03984_9661.N1	04-DEC-2002 10:06:48	Twi_and_stray	58.500	27	24Gam Ori	1.6360	26000.	117	3984	No
187	GOM_NL__2PRFIN20021204_100911_000000582011_00423_03984_9662.N1	04-DEC-2002 10:09:11	Bright	57.500	13	87Alp Tau	0.86700	3800.0	115	3984	No
188	GOM_NL__2PRFIN20021204_101056_000000382011_00423_03984_9663.N1	04-DEC-2002 10:10:56	Bright	37.500	146	25Eta Tau	2.8730	15200.	75	3984	No
189	GOM_NL__2PRFIN20021204_101315_000000392011_00423_03984_9664.N1	04-DEC-2002 10:13:15	Bright	39.000	150	44Zet Per	2.8900	28000.	78	3984	No
190	GOM_NL__2PRFIN20021204_101537_000000372011_00423_03984_9665.N1	04-DEC-2002 10:15:37	Bright	36.500	79	26Bet Per	2.3100	13100.	73	3984	No
191	GOM_NL__2PRFIN20021204_101743_000000382011_00423_03984_9666.N1	04-DEC-2002 10:17:43	Bright	37.500	175	39Del Per	3.0100	19400.	75	3984	No
192	GOM_NL__2PRFIN20021204_101909_000000382011_00423_03984_9667.N1	04-DEC-2002 10:19:09	Bright	38.000	160	23Gam Per	2.9300	4700.0	76	3984	No
193	GOM_NL__2PRFIN20021204_102142_000000362011_00423_03984_9668.N1	04-DEC-2002 10:21:42	Bright	36.000	110	37Del Cas	2.6780	8900.0	72	3984	No
194	GOM_NL__2PRFIN20021204_102300_000000382011_00423_03984_9669.N1	04-DEC-2002 10:23:00	Bright	37.500	74	11Bet Cas	2.2680	6600.0	75	3984	No
195	GOM_NL__2PRFIN20021204_102915_000000382011_00423_03984_9670.N1	04-DEC-2002 10:29:15	Bright	37.500	49	1Alp UMi	1.9900	6300.0	75	3984	No
196	GOM_NL__2PRFIN20021204_103357_000000362011_00423_03984_9671.N1	04-DEC-2002 10:33:57	Bright	36.000	60	7Bet UMi	2.0810	3950.0	72	3984	No
197	GOM_NL__2PRFIN20021204_103538_000000462011_00423_03984_9672.N1	04-DEC-2002 10:35:38	Bright	46.000	36	50Alp UMa	1.8000	6300.0	92	3984	No
198	GOM_NL__2PRFIN20021204_103713_000000482011_00423_03984_9673.N1	04-DEC-2002 10:37:13	Bright	48.000	82	48Bet UMa	2.3650	10600.	96	3984	No
199	GOM_NL__2PRFIN20021204_103903_000000412011_00423_03984_9674.N1	04-DEC-2002 10:39:03	Bright	41.000	32	77Eps UMa	1.7630	11000.	82	3984	No
200	GOM_NL__2PRFIN20021204_104113_000000402011_00423_03984_9675.N1	04-DEC-2002 10:41:13	Bright	39.500	39	85Eta UMa	1.8540	24000.	79	3984	No
201	GOM_NL__2PRFIN20021204_104413_000000362011_00423_03984_9676.N1	04-DEC-2002 10:44:13	Bright	36.000	180	27Gam Boo	3.0400	8000.0	72	3984	No
202	GOM_NL__2PRFIN20021204_104715_000000362011_00423_03984_9677.N1	04-DEC-2002 10:47:15	Bright	35.500	83		2.3780	11000.	71	3984	No
203	GOM_NL__2PRFIN20021204_104948_000000372011_00423_03984_9678.N1	04-DEC-2002 10:49:48	Bright	36.500	3	16Alp Boo	-0.050000	4250.0	73	3984	No
204	GOM_NL__2PRFIN20021204_105357_000000842011_00423_03984_9679.N1	04-DEC-2002 10:53:57	Bright	83.500	96	68Del Leo	2.5600	9300.0	167	3984	No
205	GOM_NL__2PRFIN20021204_105801_000000472011_00423_03984_9680.N1	04-DEC-2002 10:58:01	Bright	47.000	121	29Gam Vir	2.7400	7200.0	94	3984	No
206	GOM_NL__2PRFIN20021204_110252_000000472011_00423_03984_9681.N1	04-DEC-2002 11:02:52	Twi_and_stray	47.000	163	7Del Crv	2.9450	11000.	94	3984	No
207	GOM_NL__2PRFIN20021204_110428_000000462011_00423_03984_9682.N1	04-DEC-2002 11:04:28	Dark	46.000	106	9Bet Crv	2.6480	5600.0	92	3984	No
208	GOM_NL__2PRFIN20021204_110614_000000412011_00423_03984_9683.N1	04-DEC-2002 11:06:14	Dark	41.000	123	lot Cen	2.7500	10200.	82	3984	No
209	GOM_NL__2PRFIN20021204_110817_000000402011_00423_03984_9684.N1	04-DEC-2002 11:08:17	Dark	39.500	95	Zet Cen	2.5450	26000.	79	3984	No
210	GOM_NL__2PRFIN20021204_111017_000000432011_00423_03984_9685.N1	04-DEC-2002 11:10:17	Dark	42.500	64	Gam Cen	2.2000	10600.	85	3984	No
211	GOM_NL__2PRFIN20021204_111141_000000492011_00423_03984_9686.N1	04-DEC-2002 11:11:41	Dark	48.500	10	Bet Cen	0.61000	28000.	97	3984	No
212	GOM_NL__2PRFIN20021204_111346_000000402011_00424_03985_9650.N1	04-DEC-2002 11:13:46	Dark	39.500	12	Alp1Cru	0.77500	30000.	79	3985	No
213	GOM_NL__2PRFIN20021204_111920_000000402011_00424_03985_9651.N1	04-DEC-2002 11:19:20	Dark	39.500	29	Bet Car	1.6720	10200.	79	3985	No
214	GOM_NL__2PRFIN20021204_112123_000000432011_00424_03985_9652.N1	04-DEC-2002 11:21:23	Dark	43.000	41	Eps Car	1.8600	4100.0	86	3985	No
215	GOM_NL__2PRFIN20021204_112334_000000512011_00424_03985_9653.N1	04-DEC-2002 11:23:34	Dark	51.000	34	Gam2Vel	1.7930	23000.	102	3985	No
216	GOM_NL__2PRFIN20021204_112639_000000572011_00424_03985_9654.N1	04-DEC-2002 11:26:39	Dark	57.000	2	Alp Car	-0.73600	7000.0	114	3985	No
217	GOM_NL__2PRFIN20021204_112846_000000612011_00424_03985_9655.N1	04-DEC-2002 11:28:46	Dark	60.500	117	Pi Pup	2.7060	3800.0	121	3985	No
218	GOM_NL__2PRFIN20021204_113227_000000702011_00424_03985_9656.N1	04-DEC-2002 11:32:27	Dark	69.500	23	21Eps CMa	1.5020	26000.	139	3985	No
219	GOM_NL__2PRFIN20021204_113431_000000712011_00424_03985_9657.N1	04-DEC-2002 11:34:31	Straylight	70.500	179	24Omi2CMa	3.0320	24000.	141	3985	No

220	GOM_NL__2PRFIN20021204_113825_000000952011_00424_03985_9658.N1	04-DEC-2002 11:38:25	Straylight	94.500	1	9Alp CMa	-1.4400	11000.	189	3985	No
221	GOM_NL__2PRFIN20021204_114159_000000592011_00424_03985_9659.N1	04-DEC-2002 11:41:59	Straylight	58.500	7	19Bet Ori	0.10000	14000.	117	3985	No
222	GOM_NL__2PRFIN20021204_114447_000000612011_00424_03985_9660.N1	04-DEC-2002 11:44:47	Tw_i_and_stray	61.000	30	46Eps Ori	1.6940	30000.	122	3985	No
223	GOM_NL__2PRFIN20021204_114852_000000782011_00424_03985_9661.N1	04-DEC-2002 11:48:52	Bright	78.000	14	58Alp Ori	0.87000	3000.0	156	3985	No
224	GOM_NL__2PRFIN20021204_115132_000000392011_00424_03985_9662.N1	04-DEC-2002 11:51:32	Bright	38.500	146	25Eta Tau	2.8730	15200.	77	3985	No
225	GOM_NL__2PRFIN20021204_115351_000000392011_00424_03985_9663.N1	04-DEC-2002 11:53:51	Bright	38.500	150	44Zet Per	2.8900	28000.	77	3985	No
226	GOM_NL__2PRFIN20021204_115613_000000382011_00424_03985_9664.N1	04-DEC-2002 11:56:13	Bright	37.500	79	26Bet Per	2.3100	13100.	75	3985	No
227	GOM_NL__2PRFIN20021204_115819_000000372011_00424_03985_9665.N1	04-DEC-2002 11:58:19	Bright	37.000	175	39Del Per	3.0100	19400.	74	3985	No
228	GOM_NL__2PRFIN20021204_115945_000000382011_00424_03985_9666.N1	04-DEC-2002 11:59:45	Bright	37.500	160	23Gam Per	2.9300	4700.0	75	3985	No
229	GOM_NL__2PRFIN20021204_120218_000000372011_00424_03985_9667.N1	04-DEC-2002 12:02:18	Bright	36.500	110	37Del Cas	2.6780	8900.0	73	3985	No
230	GOM_NL__2PRFIN20021204_120336_000000392011_00424_03985_9668.N1	04-DEC-2002 12:03:36	Bright	38.500	74	11Bet Cas	2.2680	6600.0	77	3985	No
231	GOM_NL__2PRFIN20021204_120950_000000372011_00424_03985_9669.N1	04-DEC-2002 12:09:50	Bright	37.000	49	1Alp UMi	1.9900	6300.0	74	3985	No
232	GOM_NL__2PRFIN20021204_121433_000000392011_00424_03985_9670.N1	04-DEC-2002 12:14:33	Bright	39.000	60	7Bet UMi	2.0810	3950.0	78	3985	No
233	GOM_NL__2PRFIN20021204_121613_000000422011_00424_03985_9671.N1	04-DEC-2002 12:16:13	Bright	42.000	36	50Alp UMa	1.8000	6300.0	84	3985	No
234	GOM_NL__2PRFIN20021204_121748_000000462011_00424_03985_9672.N1	04-DEC-2002 12:17:48	Bright	45.500	82	48Bet UMa	2.3650	10600.	91	3985	No
235	GOM_NL__2PRFIN20021204_121938_000000382011_00424_03985_9673.N1	04-DEC-2002 12:19:38	Bright	38.000	32	77Eps UMa	1.7630	11000.	76	3985	No
236	GOM_NL__2PRFIN20021204_122149_000000382011_00424_03985_9674.N1	04-DEC-2002 12:21:49	Bright	38.000	39	85Eta UMa	1.8540	24000.	76	3985	No
237	GOM_NL__2PRFIN20021204_122449_000000352011_00424_03985_9675.N1	04-DEC-2002 12:24:49	Bright	35.000	180	27Gam Boo	3.0400	8000.0	70	3985	No
238	GOM_NL__2PRFIN20021204_122751_000000362011_00424_03985_9676.N1	04-DEC-2002 12:27:51	Bright	36.000	83		2.3780	11000.	72	3985	No
239	GOM_NL__2PRFIN20021204_123024_000000372011_00424_03985_9677.N1	04-DEC-2002 12:30:24	Bright	36.500	3	16Alp Boo	-0.050000	4250.0	73	3985	No
240	GOM_NL__2PRFIN20021204_123434_000000832011_00424_03985_9678.N1	04-DEC-2002 12:34:34	Bright	82.500	96	68Del Leo	2.5600	9300.0	165	3985	No
241	GOM_NL__2PRFIN20021204_123909_000000402011_00424_03985_9679.N1	04-DEC-2002 12:39:09	Dark	40.000	1014	Mars	0.0000	0.0000	80	3985	Yes
242	GOM_NL__2PRFIN20021204_124329_000000482011_00424_03985_9680.N1	04-DEC-2002 12:43:29	Tw_i_and_stray	47.500	163	7Del Crv	2.9450	11000.	95	3985	No
243	GOM_NL__2PRFIN20021204_124503_000000472011_00424_03985_9681.N1	04-DEC-2002 12:45:03	Dark	47.000	106	9Bet Crv	2.6480	5600.0	94	3985	No
244	GOM_NL__2PRFIN20021204_124650_000000402011_00424_03985_9682.N1	04-DEC-2002 12:46:50	Dark	39.500	123	1ot Cen	2.7500	10200.	79	3985	No
245	GOM_NL__2PRFIN20021204_124853_000000392011_00424_03985_9683.N1	04-DEC-2002 12:48:53	Dark	38.500	95	Zet Cen	2.5450	26000.	77	3985	No
246	GOM_NL__2PRFIN20021204_125053_000000402011_00424_03985_9684.N1	04-DEC-2002 12:50:53	Dark	39.500	64	Gam Cen	2.2000	10600.	79	3985	No
247	GOM_NL__2PRFIN20021204_125217_000000432011_00424_03985_9685.N1	04-DEC-2002 12:52:17	Dark	43.000	10	Bet Cen	0.61000	28000.	86	3985	No
248	GOM_NL__2PRFIN20021204_125423_000000412011_00425_03986_9650.N1	04-DEC-2002 12:54:23	Dark	41.000	12	Alp1Cru	0.77500	30000.	82	3986	No
249	GOM_NL__2PRFIN20021204_125957_000000402011_00425_03986_9651.N1	04-DEC-2002 12:59:57	Dark	39.500	29	Bet Car	1.6720	10200.	79	3986	No
250	GOM_NL__2PRFIN20021204_130200_000000502011_00425_03986_9652.N1	04-DEC-2002 13:02:00	Dark	49.500	41	Eps Car	1.8600	4100.0	99	3986	No
251	GOM_NL__2PRFIN20021204_130411_000000502011_00425_03986_9653.N1	04-DEC-2002 13:04:11	Dark	49.500	34	Gam2Vel	1.7930	23000.	99	3986	No
252	GOM_NL__2PRFIN20021204_130716_000000532011_00425_03986_9654.N1	04-DEC-2002 13:07:16	Dark	52.500	2	Alp Car	-0.73600	7000.0	105	3986	No
253	GOM_NL__2PRFIN20021204_130923_000000632011_00425_03986_9655.N1	04-DEC-2002 13:09:23	Dark	63.000	117	Pi Pup	2.7060	3800.0	126	3986	No
254	GOM_NL__2PRFIN20021204_131304_000000622011_00425_03986_9656.N1	04-DEC-2002 13:13:04	Dark	61.500	23	21Eps CMa	1.5020	26000.	123	3986	No
255	GOM_NL__2PRFIN20021204_131508_000000662011_00425_03986_9657.N1	04-DEC-2002 13:15:08	Straylight	65.500	179	24Omi2CMa	3.0320	24000.	131	3986	No
256	GOM_NL__2PRFIN20021204_131902_000000872011_00425_03986_9658.N1	04-DEC-2002 13:19:02	Straylight	87.000	1	9Alp CMa	-1.4400	11000.	174	3986	No
257	GOM_NL__2PRFIN20021204_132235_000000652011_00425_03986_9659.N1	04-DEC-2002 13:22:35	Straylight	65.000	7	19Bet Ori	0.10000	14000.	130	3986	No
258	GOM_NL__2PRFIN20021204_132523_000000612011_00425_03986_9660.N1	04-DEC-2002 13:25:23	Tw_i_and_stray	60.500	30	46Eps Ori	1.6940	30000.	121	3986	No
259	GOM_NL__2PRFIN20021204_132927_000000882011_00425_03986_9661.N1	04-DEC-2002 13:29:27	Bright	88.000	14	58Alp Ori	0.87000	3000.0	176	3986	No
260	GOM_NL__2PRFIN20021204_133208_000000392011_00425_03986_9662.N1	04-DEC-2002 13:32:08	Bright	38.500	146	25Eta Tau	2.8730	15200.	77	3986	No
261	GOM_NL__2PRFIN20021204_133427_000000392011_00425_03986_9663.N1	04-DEC-2002 13:34:27	Bright	39.000	150	44Zet Per	2.8900	28000.	78	3986	No
262	GOM_NL__2PRFIN20021204_133650_000000372011_00425_03986_9664.N1	04-DEC-2002 13:36:50	Bright	37.000	79	26Bet Per	2.3100	13100.	74	3986	No
263	GOM_NL__2PRFIN20021204_133855_000000372011_00425_03986_9665.N1	04-DEC-2002 13:38:55	Bright	36.500	175	39Del Per	3.0100	19400.	73	3986	No
264	GOM_NL__2PRFIN20021204_134022_000000362011_00425_03986_9666.N1	04-DEC-2002 13:40:22	Bright	36.000	160	23Gam Per	2.9300	4700.0	72	3986	No
265	GOM_NL__2PRFIN20021204_134254_000000362011_00425_03986_9667.N1	04-DEC-2002 13:42:54	Bright	36.000	110	37Del Cas	2.6780	8900.0	72	3986	No
266	GOM_NL__2PRFIN20021204_134413_000000382011_00425_03986_9668.N1	04-DEC-2002 13:44:13	Bright	37.500	74	11Bet Cas	2.2680	6600.0	75	3986	No
267	GOM_NL__2PRFIN20021204_135027_000000362011_00425_03986_9669.N1	04-DEC-2002 13:50:27	Bright	35.500	49	1Alp UMi	1.9900	6300.0	71	3986	No
268	GOM_NL__2PRFIN20021204_135509_000000332011_00425_03986_9670.N1	04-DEC-2002 13:55:09	Bright	33.000	60	7Bet UMi	2.0810	3950.0	66	3986	No
269	GOM_NL__2PRFIN20021204_135649_000000462011_00425_03986_9671.N1	04-DEC-2002 13:56:49	Bright	46.000	36	50Alp UMa	1.8000	6300.0	92	3986	No
270	GOM_NL__2PRFIN20021204_135824_000000462011_00425_03986_9672.N1	04-DEC-2002 13:58:24	Bright	46.000	82	48Bet UMa	2.3650	10600.	92	3986	No
271	GOM_NL__2PRFIN20021204_140015_000000412011_00425_03986_9673.N1	04-DEC-2002 14:00:15	Bright	40.500	32	77Eps UMa	1.7630	11000.	81	3986	No
272	GOM_NL__2PRFIN20021204_140226_000000362011_00425_03986_9674.N1	04-DEC-2002 14:02:26	Bright	35.500	39	85Eta UMa	1.8540	24000.	71	3986	No
273	GOM_NL__2PRFIN20021204_140525_000000352011_00425_03986_9675.N1	04-DEC-2002 14:05:25	Bright	34.500	180	27Gam Boo	3.0400	8000.0	69	3986	No
274	GOM_NL__2PRFIN20021204_140828_000000342011_00425_03986_9676.N1	04-DEC-2002 14:08:28	Bright	34.000	83		2.3780	11000.	68	3986	No
275	GOM_NL__2PRFIN20021204_141100_000000362011_00425_03986_9677.N1	04-DEC-2002 14:11:00	Bright	36.000	3	16Alp Boo	-0.050000	4250.0	72	3986	No
276	GOM_NL__2PRFIN20021204_141511_000000792011_00425_03986_9678.N1	04-DEC-2002 14:15:11	Bright	78.500	96	68Del Leo	2.5600	9300.0	157	3986	No
277	GOM_NL__2PRFIN20021204_141946_000000452011_00425_03986_9679.N1	04-DEC-2002 14:19:46	Dark	45.000	1014	Mars	0.0000	0.0000	90	3986	Yes
278	GOM_NL__2PRFIN20021204_142406_000000462011_00425_03986_9680.N1	04-DEC-2002 14:24:06	Tw_i_and_stray	45.500	163	7Del Crv	2.9450	11000.	91	3986	No

279	GOM_NL__2PRFIN20021204_142541_000000502011_00425_03986_9681.N1	04-DEC-2002 14:25:41	Dark	49.500	106	9Bet Crv	2.6480	5600.0	99	3986	No
280	GOM_NL__2PRFIN20021204_142727_000000422011_00425_03986_9682.N1	04-DEC-2002 14:27:27	Dark	42.000	123	lot Cen	2.7500	10200.	84	3986	No
281	GOM_NL__2PRFIN20021204_142929_000000402011_00425_03986_9683.N1	04-DEC-2002 14:29:29	Dark	39.500	95	Zet Cen	2.5450	26000.	79	3986	No
282	GOM_NL__2PRFIN20021204_143130_000000412011_00425_03986_9684.N1	04-DEC-2002 14:31:30	Dark	41.000	64	Gam Cen	2.2000	10600.	82	3986	No
283	GOM_NL__2PRFIN20021204_143253_000000462011_00425_03986_9685.N1	04-DEC-2002 14:32:53	Dark	46.000	10	Bet Cen	0.61000	28000.	92	3986	No
284	GOM_NL__2PRFIN20021204_143500_000000422011_00426_03987_9650.N1	04-DEC-2002 14:35:00	Dark	42.000	12	Alp1Cru	0.77500	30000.	84	3987	No
285	GOM_NL__2PRFIN20021204_144033_000000402011_00426_03987_9651.N1	04-DEC-2002 14:40:33	Dark	39.500	29	Bet Car	1.6720	10200.	79	3987	No
286	GOM_NL__2PRFIN20021204_144237_000000472011_00426_03987_9652.N1	04-DEC-2002 14:42:37	Dark	46.500	41	Eps Car	1.8600	4100.0	93	3987	No
287	GOM_NL__2PRFIN20021204_144449_000000492011_00426_03987_9653.N1	04-DEC-2002 14:44:49	Dark	49.000	34	Gam2Vel	1.7930	23000.	98	3987	No
288	GOM_NL__2PRFIN20021204_144753_000000502011_00426_03987_9654.N1	04-DEC-2002 14:47:53	Dark	49.500	2	Alp Car	-0.73600	7000.0	99	3987	No
289	GOM_NL__2PRFIN20021204_145000_000000602011_00426_03987_9655.N1	04-DEC-2002 14:50:00	Dark	60.000	117	Pi Pup	2.7060	3800.0	120	3987	No
290	GOM_NL__2PRFIN20021204_145341_000000642011_00426_03987_9656.N1	04-DEC-2002 14:53:41	Dark	64.000	23	21Eps CMa	1.5020	26000.	128	3987	No
291	GOM_NL__2PRFIN20021204_145545_000000652011_00426_03987_9657.N1	04-DEC-2002 14:55:45	Straylight	64.500	179	24Omi2CMa	3.0320	24000.	129	3987	No
292	GOM_NL__2PRFIN20021204_145938_000000882011_00426_03987_9658.N1	04-DEC-2002 14:59:38	Straylight	88.000	1	9Alp CMa	-1.4400	11000.	176	3987	No
293	GOM_NL__2PRFIN20021204_150311_000000582011_00426_03987_9659.N1	04-DEC-2002 15:03:11	Straylight	57.500	7	19Bet Ori	0.10000	14000.	115	3987	No
294	GOM_NL__2PRFIN20021204_150559_000000622011_00426_03987_9660.N1	04-DEC-2002 15:05:59	Tw_i_and_stray	62.000	30	46Eps Ori	1.6940	30000.	124	3987	No
295	GOM_NL__2PRFIN20021204_151003_000000882011_00426_03987_9661.N1	04-DEC-2002 15:10:03	Bright	88.000	14	58Alp Ori	0.87000	3000.0	176	3987	No
296	GOM_NL__2PRFIN20021204_151244_000000392011_00426_03987_9662.N1	04-DEC-2002 15:12:44	Bright	39.000	146	25Eta Tau	2.8730	15200.	78	3987	No
297	GOM_NL__2PRFIN20021204_151502_000000402011_00426_03987_9663.N1	04-DEC-2002 15:15:02	Bright	39.500	150	44Zet Per	2.8900	28000.	79	3987	No
298	GOM_NL__2PRFIN20021204_151724_000000392011_00426_03987_9664.N1	04-DEC-2002 15:17:24	Bright	39.000	79	26Bet Per	2.3100	13100.	78	3987	No
299	GOM_NL__2PRFIN20021204_151927_000000402011_00426_03987_9665.N1	04-DEC-2002 15:19:27	Bright	40.000	175	39Del Per	3.0100	19400.	80	3987	No
300	GOM_NL__2PRFIN20021204_152057_000000362011_00426_03987_9666.N1	04-DEC-2002 15:20:57	Bright	36.000	160	23Gam Per	2.9300	4700.0	72	3987	No
301	GOM_NL__2PRFIN20021204_152330_000000362011_00426_03987_9667.N1	04-DEC-2002 15:23:30	Bright	36.000	110	37Del Cas	2.6780	8900.0	72	3987	No
302	GOM_NL__2PRFIN20021204_152448_000000392011_00426_03987_9668.N1	04-DEC-2002 15:24:48	Bright	38.500	74	11Bet Cas	2.2680	6600.0	77	3987	No
303	GOM_NL__2PRFIN20021204_153102_000000392011_00426_03987_9669.N1	04-DEC-2002 15:31:02	Bright	38.500	49	1Alp UMi	1.9900	6300.0	77	3987	No
304	GOM_NL__2PRFIN20021204_153541_000000412011_00426_03987_9670.N1	04-DEC-2002 15:35:41	Bright	41.000	60	7Bet UMi	2.0810	3950.0	82	3987	No
305	GOM_NL__2PRFIN20021204_153723_000000482011_00426_03987_9671.N1	04-DEC-2002 15:37:23	Bright	47.500	36	50Alp UMa	1.8000	6300.0	95	3987	No
306	GOM_NL__2PRFIN20021204_153857_000000502011_00426_03987_9672.N1	04-DEC-2002 15:38:57	Bright	49.500	82	48Bet UMa	2.3650	10600.	99	3987	No
307	GOM_NL__2PRFIN20021204_154049_000000442011_00426_03987_9673.N1	04-DEC-2002 15:40:49	Bright	44.000	32	77Eps UMa	1.7630	11000.	88	3987	No
308	GOM_NL__2PRFIN20021204_154258_000000432011_00426_03987_9674.N1	04-DEC-2002 15:42:58	Bright	43.000	39	85Eta UMa	1.8540	24000.	86	3987	No
309	GOM_NL__2PRFIN20021204_154600_000000382011_00426_03987_9675.N1	04-DEC-2002 15:46:00	Bright	37.500	180	27Gam Boo	3.0400	8000.0	75	3987	No
310	GOM_NL__2PRFIN20021204_154900_000000392011_00426_03987_9676.N1	04-DEC-2002 15:49:00	Bright	39.000	83		2.3780	11000.	78	3987	No
311	GOM_NL__2PRFIN20021204_155134_000000382011_00426_03987_9677.N1	04-DEC-2002 15:51:34	Bright	37.500	3	16Alp Boo	-0.050000	4250.0	75	3987	No
312	GOM_NL__2PRFIN20021204_155548_000000802011_00426_03987_9678.N1	04-DEC-2002 15:55:48	Bright	80.000	96	68Del Leo	2.5600	9300.0	160	3987	No
313	GOM_NL__2PRFIN20021204_160021_000000392011_00426_03987_9679.N1	04-DEC-2002 16:00:21	Dark	39.000	1014	Mars	0.0000	0.0000	78	3987	Yes
314	GOM_NL__2PRFIN20021204_160439_000000522011_00426_03987_9680.N1	04-DEC-2002 16:04:39	Tw_i_and_stray	52.000	163	7Del Crv	2.9450	11000.	104	3987	No
315	GOM_NL__2PRFIN20021204_160617_000000522011_00426_03987_9681.N1	04-DEC-2002 16:06:17	Dark	51.500	106	9Bet Crv	2.6480	5600.0	103	3987	No
316	GOM_NL__2PRFIN20021204_160802_000000412011_00426_03987_9682.N1	04-DEC-2002 16:08:02	Dark	40.500	123	lot Cen	2.7500	10200.	81	3987	No
317	GOM_NL__2PRFIN20021204_161005_000000392011_00426_03987_9683.N1	04-DEC-2002 16:10:05	Dark	38.500	95	Zet Cen	2.5450	26000.	77	3987	No
318	GOM_NL__2PRFIN20021204_161206_000000432011_00426_03987_9684.N1	04-DEC-2002 16:12:06	Dark	43.000	64	Gam Cen	2.2000	10600.	86	3987	No
319	GOM_NL__2PRFIN20021204_161329_000000412011_00426_03987_9685.N1	04-DEC-2002 16:13:29	Dark	41.000	10	Bet Cen	0.61000	28000.	82	3987	No
320	GOM_NL__2PRFIN20021204_161535_000000482011_00427_03988_9650.N1	04-DEC-2002 16:15:35	Dark	48.000	12	Alp1Cru	0.77500	30000.	96	3988	No
321	GOM_NL__2PRFIN20021204_162109_000000432011_00427_03988_9651.N1	04-DEC-2002 16:21:09	Dark	43.000	29	Bet Car	1.6720	10200.	86	3988	No
322	GOM_NL__2PRFIN20021204_162312_000000472011_00427_03988_9652.N1	04-DEC-2002 16:23:12	Dark	47.000	41	Eps Car	1.8600	4100.0	94	3988	No
323	GOM_NL__2PRFIN20021204_162522_000000562011_00427_03988_9653.N1	04-DEC-2002 16:25:22	Dark	56.000	34	Gam2Vel	1.7930	23000.	112	3988	No
324	GOM_NL__2PRFIN20021204_162828_000000542011_00427_03988_9654.N1	04-DEC-2002 16:28:28	Dark	54.000	2	Alp Car	-0.73600	7000.0	108	3988	No
325	GOM_NL__2PRFIN20021204_163033_000000642011_00427_03988_9655.N1	04-DEC-2002 16:30:33	Dark	63.500	117	Pi Pup	2.7060	3800.0	127	3988	No
326	GOM_NL__2PRFIN20021204_163415_000000712011_00427_03988_9656.N1	04-DEC-2002 16:34:15	Dark	70.500	23	21Eps CMa	1.5020	26000.	141	3988	No
327	GOM_NL__2PRFIN20021204_163620_000000692011_00427_03988_9657.N1	04-DEC-2002 16:36:20	Straylight	69.000	179	24Omi2CMa	3.0320	24000.	138	3988	No
328	GOM_NL__2PRFIN20021204_164012_000000842011_00427_03988_9658.N1	04-DEC-2002 16:40:12	Straylight	83.500	1	9Alp CMa	-1.4400	11000.	167	3988	No
329	GOM_NL__2PRFIN20021204_164345_000000652011_00427_03988_9659.N1	04-DEC-2002 16:43:45	Straylight	65.000	7	19Bet Ori	0.10000	14000.	130	3988	No
330	GOM_NL__2PRFIN20021204_164633_000000602011_00427_03988_9660.N1	04-DEC-2002 16:46:33	Tw_i_and_stray	60.000	30	46Eps Ori	1.6940	30000.	120	3988	No
331	GOM_NL__2PRFIN20021204_165037_000000862011_00427_03988_9661.N1	04-DEC-2002 16:50:37	Bright	85.500	14	58Alp Ori	0.87000	3000.0	171	3988	No
332	GOM_NL__2PRFIN20021204_165316_000000432011_00427_03988_9662.N1	04-DEC-2002 16:53:16	Bright	42.500	146	25Eta Tau	2.8730	15200.	85	3988	No
333	GOM_NL__2PRFIN20021204_165536_000000412011_00427_03988_9663.N1	04-DEC-2002 16:55:36	Bright	40.500	150	44Zet Per	2.8900	28000.	81	3988	No
334	GOM_NL__2PRFIN20021204_165801_000000372011_00427_03988_9664.N1	04-DEC-2002 16:58:01	Bright	37.000	79	26Bet Per	2.3100	13100.	74	3988	No
335	GOM_NL__2PRFIN20021204_170003_000000412011_00427_03988_9665.N1	04-DEC-2002 17:00:03	Bright	40.500	175	39Del Per	3.0100	19400.	81	3988	No
336	GOM_NL__2PRFIN20021204_170132_000000382011_00427_03988_9666.N1	04-DEC-2002 17:01:32	Bright	38.000	160	23Gam Per	2.9300	4700.0	76	3988	No
337	GOM_NL__2PRFIN20021204_170406_000000372011_00427_03988_9667.N1	04-DEC-2002 17:04:06	Bright	36.500	110	37Del Cas	2.6780	8900.0	73	3988	No

338	GOM_NL__2PRFIN20021204_170525_000000392011_00427_03988_9668.N1	04-DEC-2002 17:05:25	Bright	39.000	74	11Bet Cas	2.2680	6600.0	78	3988	No
339	GOM_NL__2PRFIN20021204_171137_000000392011_00427_03988_9669.N1	04-DEC-2002 17:11:37	Bright	39.000	49	1Alp UMi	1.9900	6300.0	78	3988	No
340	GOM_NL__2PRFIN20021204_171619_000000402011_00427_03988_9670.N1	04-DEC-2002 17:16:19	Bright	40.000	60	7Bet UMi	2.0810	3950.0	80	3988	No
341	GOM_NL__2PRFIN20021204_171759_000000442011_00427_03988_9671.N1	04-DEC-2002 17:17:59	Bright	43.500	36	50Alp UMa	1.8000	6300.0	87	3988	No
342	GOM_NL__2PRFIN20021204_171934_000000462011_00427_03988_9672.N1	04-DEC-2002 17:19:34	Bright	46.000	82	48Bet UMa	2.3650	10600.	92	3988	No
343	GOM_NL__2PRFIN20021204_172125_000000402011_00427_03988_9673.N1	04-DEC-2002 17:21:25	Bright	40.000	32	77Eps UMa	1.7630	11000.	80	3988	No
344	GOM_NL__2PRFIN20021204_172336_000000402011_00427_03988_9674.N1	04-DEC-2002 17:23:36	Bright	39.500	39	85Eta UMa	1.8540	24000.	79	3988	No
345	GOM_NL__2PRFIN20021204_172635_000000382011_00427_03988_9675.N1	04-DEC-2002 17:26:35	Bright	37.500	180	27Gam Boo	3.0400	8000.0	75	3988	No
346	GOM_NL__2PRFIN20021204_172938_000000372011_00427_03988_9676.N1	04-DEC-2002 17:29:38	Bright	37.000	83		2.3780	11000.	74	3988	No
347	GOM_NL__2PRFIN20021204_173211_000000382011_00427_03988_9677.N1	04-DEC-2002 17:32:11	Bright	37.500	3	16Alp Boo	-0.050000	4250.0	75	3988	No
348	GOM_NL__2PRFIN20021204_173625_000000862011_00427_03988_9678.N1	04-DEC-2002 17:36:25	Bright	85.500	96	68Del Leo	2.5600	9300.0	171	3988	No
349	GOM_NL__2PRFIN20021204_174058_000000402011_00427_03988_9679.N1	04-DEC-2002 17:40:58	Dark	40.000	1014	Mars	0.0000	0.0000	80	3988	Yes
350	GOM_NL__2PRFIN20021204_174518_000000492011_00427_03988_9680.N1	04-DEC-2002 17:45:18	Tw_i_and_stray	48.500	163	7Del Crv	2.9450	11000.	97	3988	No
351	GOM_NL__2PRFIN20021204_174654_000000512011_00427_03988_9681.N1	04-DEC-2002 17:46:54	Dark	51.000	106	9Bet Crv	2.6480	5600.0	102	3988	No
352	GOM_NL__2PRFIN20021204_174839_000000412011_00427_03988_9682.N1	04-DEC-2002 17:48:39	Dark	40.500	123	1ot Cen	2.7500	10200.	81	3988	No
353	GOM_NL__2PRFIN20021204_175041_000000392011_00427_03988_9683.N1	04-DEC-2002 17:50:41	Dark	39.000	95	Zet Cen	2.5450	26000.	78	3988	No
354	GOM_NL__2PRFIN20021204_175242_000000442011_00427_03988_9684.N1	04-DEC-2002 17:52:42	Dark	44.000	64	Gam Cen	2.2000	10600.	88	3988	No
355	GOM_NL__2PRFIN20021204_175405_000000412011_00427_03988_9685.N1	04-DEC-2002 17:54:05	Dark	41.000	10	Bet Cen	0.61000	28000.	82	3988	No
356	GOM_NL__2PRFIN20021204_175611_000000442011_00428_03989_2142.N1	04-DEC-2002 17:56:11	Dark	44.000	12	Alp1Cru	0.77500	30000.	88	3989	No
357	GOM_NL__2PRFIN20021204_180145_000000402011_00428_03989_2143.N1	04-DEC-2002 18:01:45	Dark	40.000	29	Bet Car	1.6720	10200.	80	3989	No
358	GOM_NL__2PRFIN20021204_180348_000000492011_00428_03989_2144.N1	04-DEC-2002 18:03:48	Dark	48.500	41	Eps Car	1.8600	4100.0	97	3989	No
359	GOM_NL__2PRFIN20021204_180558_000000542011_00428_03989_2145.N1	04-DEC-2002 18:05:58	Dark	54.000	34	Gam2Vel	1.7930	23000.	108	3989	No
360	GOM_NL__2PRFIN20021204_180905_000000572011_00428_03989_2146.N1	04-DEC-2002 18:09:05	Dark	57.000	2	Alp Car	-0.73600	7000.0	114	3989	No
361	GOM_NL__2PRFIN20021204_181111_000000652011_00428_03989_2147.N1	04-DEC-2002 18:11:11	Dark	65.000	117	Pi Pup	2.7060	3800.0	130	3989	No
362	GOM_NL__2PRFIN20021204_181452_000000672011_00428_03989_2148.N1	04-DEC-2002 18:14:52	Dark	67.000	23	21Eps CMa	1.5020	26000.	134	3989	No
363	GOM_NL__2PRFIN20021204_181656_000000712011_00428_03989_2149.N1	04-DEC-2002 18:16:56	Straylight	71.000	179	24Omi2CMa	3.0320	24000.	142	3989	No
364	GOM_NL__2PRFIN20021204_182048_000000932011_00428_03989_2150.N1	04-DEC-2002 18:20:48	Straylight	92.500	1	9Alp CMa	-1.4400	11000.	185	3989	No
365	GOM_NL__2PRFIN20021204_182419_000000622011_00428_03989_2151.N1	04-DEC-2002 18:24:19	Straylight	61.500	7	19Bet Ori	0.10000	14000.	123	3989	No
366	GOM_NL__2PRFIN20021204_182709_000000602011_00428_03989_2152.N1	04-DEC-2002 18:27:09	Tw_i_and_stray	60.000	30	46Eps Ori	1.6940	30000.	120	3989	No
367	GOM_NL__2PRFIN20021204_183112_000000802011_00428_03989_2153.N1	04-DEC-2002 18:31:12	Bright	79.500	14	58Alp Ori	0.87000	3000.0	159	3989	No
368	GOM_NL__2PRFIN20021204_183352_000000412011_00428_03989_2154.N1	04-DEC-2002 18:33:52	Bright	41.000	146	25Eta Tau	2.8730	15200.	82	3989	No
369	GOM_NL__2PRFIN20021204_183612_000000402011_00428_03989_2155.N1	04-DEC-2002 18:36:12	Bright	40.000	150	44Zet Per	2.8900	28000.	80	3989	No
370	GOM_NL__2PRFIN20021204_183836_000000382011_00428_03989_2156.N1	04-DEC-2002 18:38:36	Bright	38.000	79	26Bet Per	2.3100	13100.	76	3989	No
371	GOM_NL__2PRFIN20021204_184041_000000392011_00428_03989_2157.N1	04-DEC-2002 18:40:41	Bright	38.500	175	39Del Per	3.0100	19400.	77	3989	No
372	GOM_NL__2PRFIN20021204_184208_000000392011_00428_03989_2158.N1	04-DEC-2002 18:42:08	Bright	39.000	160	23Gam Per	2.9300	4700.0	78	3989	No
373	GOM_NL__2PRFIN20021204_184442_000000372011_00428_03989_2159.N1	04-DEC-2002 18:44:42	Bright	36.500	110	37Del Cas	2.6780	8900.0	73	3989	No
374	GOM_NL__2PRFIN20021204_184601_000000382011_00428_03989_2160.N1	04-DEC-2002 18:46:01	Bright	37.500	74	11Bet Cas	2.2680	6600.0	75	3989	No
375	GOM_NL__2PRFIN20021204_185213_000000392011_00428_03989_2161.N1	04-DEC-2002 18:52:13	Bright	38.500	49	1Alp UMi	1.9900	6300.0	77	3989	No
376	GOM_NL__2PRFIN20021204_185655_000000362011_00428_03989_2162.N1	04-DEC-2002 18:56:55	Bright	36.000	60	7Bet UMi	2.0810	3950.0	72	3989	No
377	GOM_NL__2PRFIN20021204_185834_000000472011_00428_03989_2163.N1	04-DEC-2002 18:58:34	Bright	47.000	36	50Alp UMa	1.8000	6300.0	94	3989	No
378	GOM_NL__2PRFIN20021204_190009_000000492011_00428_03989_2164.N1	04-DEC-2002 19:00:09	Bright	48.500	82	48Bet UMa	2.3650	10600.	97	3989	No
379	GOM_NL__2PRFIN20021204_190201_000000442011_00428_03989_2165.N1	04-DEC-2002 19:02:01	Bright	44.000	32	77Eps UMa	1.7630	11000.	88	3989	No
380	GOM_NL__2PRFIN20021204_190412_000000382011_00428_03989_2166.N1	04-DEC-2002 19:04:12	Bright	38.000	39	85Eta UMa	1.8540	24000.	76	3989	No
381	GOM_NL__2PRFIN20021204_190712_000000372011_00428_03989_2167.N1	04-DEC-2002 19:07:12	Bright	37.000	180	27Gam Boo	3.0400	8000.0	74	3989	No
382	GOM_NL__2PRFIN20021204_191012_000000402011_00428_03989_2168.N1	04-DEC-2002 19:10:12	Bright	39.500	83		2.3780	11000.	79	3989	No
383	GOM_NL__2PRFIN20021204_191247_000000392011_00428_03989_2169.N1	04-DEC-2002 19:12:47	Bright	38.500	3	16Alp Boo	-0.050000	4250.0	77	3989	No
384	GOM_NL__2PRFIN20021204_191702_000000862011_00428_03989_2170.N1	04-DEC-2002 19:17:02	Bright	85.500	96	68Del Leo	2.5600	9300.0	171	3989	No
385	GOM_NL__2PRFIN20021204_192134_000000402011_00428_03989_2171.N1	04-DEC-2002 19:21:34	Dark	40.000	1014	Mars	0.0000	0.0000	80	3989	Yes
386	GOM_NL__2PRFIN20021204_192553_000000512011_00428_03989_2172.N1	04-DEC-2002 19:25:53	Tw_i_and_stray	51.000	163	7Del Crv	2.9450	11000.	102	3989	No
387	GOM_NL__2PRFIN20021204_192730_000000502011_00428_03989_2173.N1	04-DEC-2002 19:27:30	Dark	50.000	106	9Bet Crv	2.6480	5600.0	100	3989	No
388	GOM_NL__2PRFIN20021204_192915_000000432011_00428_03989_2174.N1	04-DEC-2002 19:29:15	Dark	42.500	123	1ot Cen	2.7500	10200.	85	3989	No
389	GOM_NL__2PRFIN20021204_193118_000000402011_00428_03989_2175.N1	04-DEC-2002 19:31:18	Dark	39.500	95	Zet Cen	2.5450	26000.	79	3989	No
390	GOM_NL__2PRFIN20021204_193319_000000432011_00428_03989_2176.N1	04-DEC-2002 19:33:19	Dark	42.500	64	Gam Cen	2.2000	10600.	85	3989	No
391	GOM_NL__2PRFIN20021204_193441_000000402011_00428_03989_2177.N1	04-DEC-2002 19:34:41	Dark	40.000	10	Bet Cen	0.61000	28000.	80	3989	No
392	GOM_NL__2PRFIN20021204_193650_000000392011_00429_03990_2079.N1	04-DEC-2002 19:36:50	Dark	38.500	12	Alp1Cru	0.77500	30000.	77	3990	No
393	GOM_NL__2PRFIN20021204_194220_000000422011_00429_03990_2080.N1	04-DEC-2002 19:42:20	Dark	42.000	29	Bet Car	1.6720	10200.	84	3990	No
394	GOM_NL__2PRFIN20021204_194422_000000552011_00429_03990_2081.N1	04-DEC-2002 19:44:22	Dark	55.000	41	Eps Car	1.8600	4100.0	110	3990	No
395	GOM_NL__2PRFIN20021204_194638_000000492011_00429_03990_2082.N1	04-DEC-2002 19:46:38	Dark	49.000	34	Gam2Vel	1.7930	23000.	98	3990	No
396	GOM_NL__2PRFIN20021204_194940_000000572011_00429_03990_2083.N1	04-DEC-2002 19:49:40	Dark	56.500	2	Alp Car	-0.73600	7000.0	113	3990	No

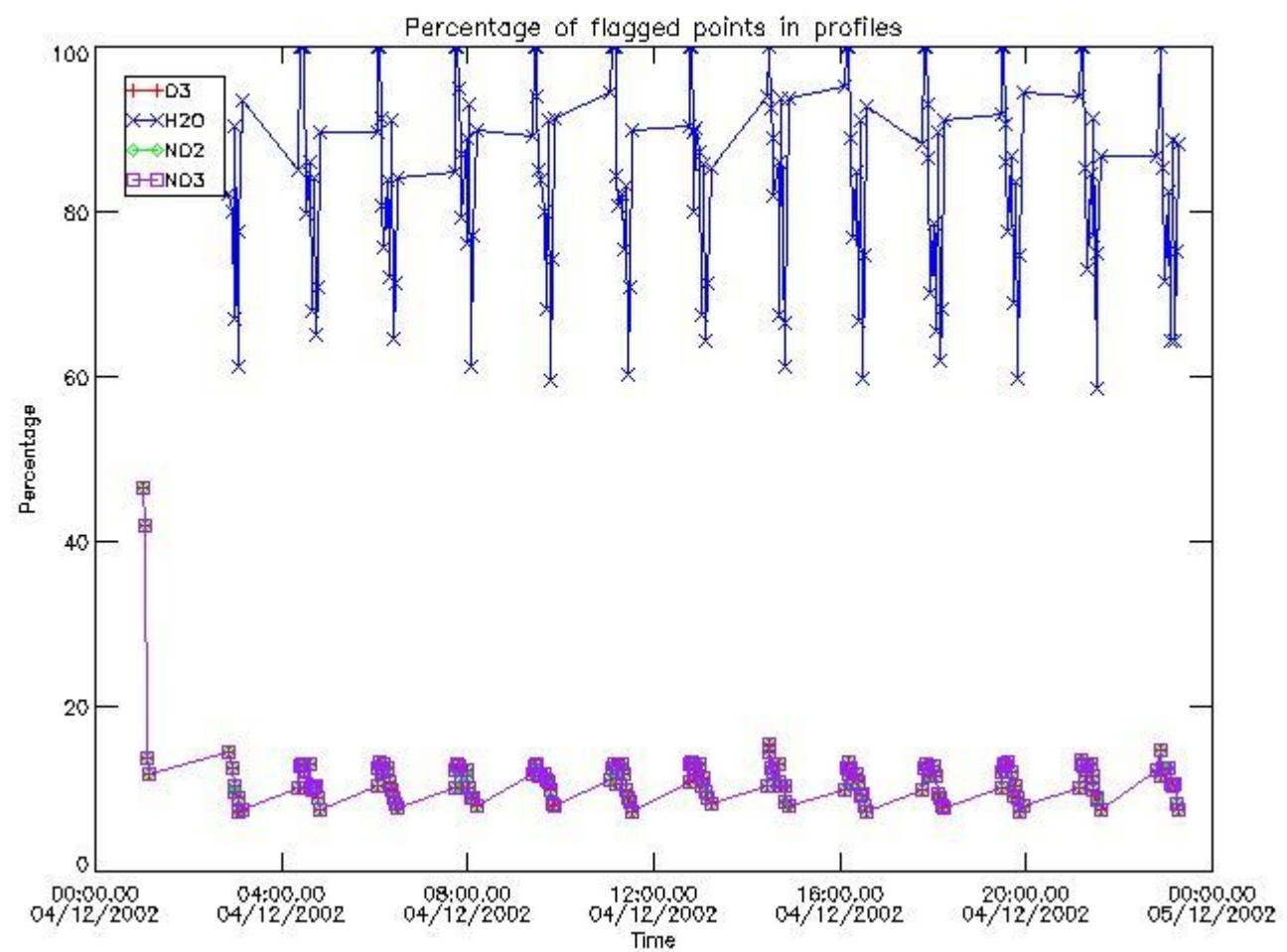
397	GOM_NL__2PRFIN20021204_195148_000000722011_00429_03990_2084.N1	04-DEC-2002 19:51:48	Dark	71.500	117	Pi Pup	2.7060	3800.0	143	3990	No
398	GOM_NL__2PRFIN20021204_195529_000000642011_00429_03990_2085.N1	04-DEC-2002 19:55:29	Dark	64.000	23	21Eps CMa	1.5020	26000.	128	3990	No
399	GOM_NL__2PRFIN20021204_195732_000000722011_00429_03990_2086.N1	04-DEC-2002 19:57:32	Straylight	72.000	179	24Omi2CMa	3.0320	24000.	144	3990	No
400	GOM_NL__2PRFIN20021204_200101_000000652011_00429_03990_2087.N1	04-DEC-2002 20:01:01	Straylight	64.500	47	2Bet CMa	1.9760	28000.	129	3990	No
401	GOM_NL__2PRFIN20021204_200432_000000622011_00429_03990_2088.N1	04-DEC-2002 20:04:32	Straylight	61.500	56	53Kap Ori	2.0650	30000.	123	3990	No
402	GOM_NL__2PRFIN20021204_200742_000000642011_00429_03990_2089.N1	04-DEC-2002 20:07:42	Tw_i_and_stray	63.500	30	46Eps Ori	1.6940	30000.	127	3990	No
403	GOM_NL__2PRFIN20021204_201144_000000872011_00429_03990_2090.N1	04-DEC-2002 20:11:44	Bright	87.000	14	58Alp Ori	0.87000	3000.0	174	3990	No
404	GOM_NL__2PRFIN20021204_201430_000000412011_00429_03990_2091.N1	04-DEC-2002 20:14:30	Bright	41.000	146	25Eta Tau	2.8730	15200.	82	3990	No
405	GOM_NL__2PRFIN20021204_201646_000000422011_00429_03990_2092.N1	04-DEC-2002 20:16:46	Bright	42.000	150	44Zet Per	2.8900	28000.	84	3990	No
406	GOM_NL__2PRFIN20021204_201912_000000382011_00429_03990_2093.N1	04-DEC-2002 20:19:12	Bright	38.000	79	26Bet Per	2.3100	13100.	76	3990	No
407	GOM_NL__2PRFIN20021204_202117_000000382011_00429_03990_2094.N1	04-DEC-2002 20:21:17	Bright	38.000	175	39Del Per	3.0100	19400.	76	3990	No
408	GOM_NL__2PRFIN20021204_202244_000000382011_00429_03990_2095.N1	04-DEC-2002 20:22:44	Bright	37.500	160	23Gam Per	2.9300	4700.0	75	3990	No
409	GOM_NL__2PRFIN20021204_202519_000000372011_00429_03990_2096.N1	04-DEC-2002 20:25:19	Bright	37.000	110	37Del Cas	2.6780	8900.0	74	3990	No
410	GOM_NL__2PRFIN20021204_202637_000000392011_00429_03990_2097.N1	04-DEC-2002 20:26:37	Bright	38.500	74	11Bet Cas	2.2680	6600.0	77	3990	No
411	GOM_NL__2PRFIN20021204_203249_000000382011_00429_03990_2098.N1	04-DEC-2002 20:32:49	Bright	38.000	49	1Alp UMi	1.9900	6300.0	76	3990	No
412	GOM_NL__2PRFIN20021204_203731_000000362011_00429_03990_2099.N1	04-DEC-2002 20:37:31	Bright	36.000	60	7Bet UMi	2.0810	3950.0	72	3990	No
413	GOM_NL__2PRFIN20021204_203909_000000482011_00429_03990_2100.N1	04-DEC-2002 20:39:09	Bright	48.000	36	50Alp UMa	1.8000	6300.0	96	3990	No
414	GOM_NL__2PRFIN20021204_204044_000000492011_00429_03990_2101.N1	04-DEC-2002 20:40:44	Bright	48.500	82	48Bet UMa	2.3650	10600.	97	3990	No
415	GOM_NL__2PRFIN20021204_204235_000000452011_00429_03990_2102.N1	04-DEC-2002 20:42:35	Bright	44.500	32	77Eps UMa	1.7630	11000.	89	3990	No
416	GOM_NL__2PRFIN20021204_204446_000000422011_00429_03990_2103.N1	04-DEC-2002 20:44:46	Bright	42.000	39	85Eta UMa	1.8540	24000.	84	3990	No
417	GOM_NL__2PRFIN20021204_204748_000000372011_00429_03990_2104.N1	04-DEC-2002 20:47:48	Bright	37.000	180	27Gam Boo	3.0400	8000.0	74	3990	No
418	GOM_NL__2PRFIN20021204_205050_000000362011_00429_03990_2105.N1	04-DEC-2002 20:50:50	Bright	35.500	83		2.3780	11000.	71	3990	No
419	GOM_NL__2PRFIN20021204_205321_000000392011_00429_03990_2106.N1	04-DEC-2002 20:53:21	Bright	39.000	3	16Alp Boo	-0.050000	4250.0	78	3990	No
420	GOM_NL__2PRFIN20021204_205739_000000832011_00429_03990_2107.N1	04-DEC-2002 20:57:39	Bright	83.000	96	68Del Leo	2.5600	9300.0	166	3990	No
421	GOM_NL__2PRFIN20021204_210141_000000482011_00429_03990_2108.N1	04-DEC-2002 21:01:41	Bright	47.500	121	29Gam Vir	2.7400	7200.0	95	3990	No
422	GOM_NL__2PRFIN20021204_210630_000000512011_00429_03990_2109.N1	04-DEC-2002 21:06:30	Tw_i_and_stray	51.000	163	7Del Crv	2.9450	11000.	102	3990	No
423	GOM_NL__2PRFIN20021204_210807_000000502011_00429_03990_2110.N1	04-DEC-2002 21:08:07	Dark	50.000	106	9Bet Crv	2.6480	5600.0	100	3990	No
424	GOM_NL__2PRFIN20021204_210951_000000392011_00429_03990_2111.N1	04-DEC-2002 21:09:51	Dark	39.000	123	1ot Cen	2.7500	10200.	78	3990	No
425	GOM_NL__2PRFIN20021204_211154_000000382011_00429_03990_2112.N1	04-DEC-2002 21:11:54	Dark	37.500	95	Zet Cen	2.5450	26000.	75	3990	No
426	GOM_NL__2PRFIN20021204_211355_000000402011_00429_03990_2113.N1	04-DEC-2002 21:13:55	Dark	40.000	64	Gam Cen	2.2000	10600.	80	3990	No
427	GOM_NL__2PRFIN20021204_211517_000000452011_00429_03990_2114.N1	04-DEC-2002 21:15:17	Dark	44.500	10	Bet Cen	0.61000	28000.	89	3990	No
428	GOM_NL__2PRFIN20021204_211727_000000402011_00430_03991_2079.N1	04-DEC-2002 21:17:27	Dark	39.500	12	Alp1Cru	0.77500	30000.	79	3991	No
429	GOM_NL__2PRFIN20021204_212258_000000402011_00430_03991_2080.N1	04-DEC-2002 21:22:58	Dark	39.500	29	Bet Car	1.6720	10200.	79	3991	No
430	GOM_NL__2PRFIN20021204_212501_000000442011_00430_03991_2081.N1	04-DEC-2002 21:25:01	Dark	44.000	41	Eps Car	1.8600	4100.0	88	3991	No
431	GOM_NL__2PRFIN20021204_212714_000000522011_00430_03991_2082.N1	04-DEC-2002 21:27:14	Dark	52.000	34	Gam2Vel	1.7930	23000.	104	3991	No
432	GOM_NL__2PRFIN20021204_213017_000000572011_00430_03991_2083.N1	04-DEC-2002 21:30:17	Dark	57.000	2	Alp Car	-0.73600	7000.0	114	3991	No
433	GOM_NL__2PRFIN20021204_213223_000000642011_00430_03991_2084.N1	04-DEC-2002 21:32:23	Dark	64.000	117	Pi Pup	2.7060	3800.0	128	3991	No
434	GOM_NL__2PRFIN20021204_213603_000000682011_00430_03991_2085.N1	04-DEC-2002 21:36:03	Dark	68.000	23	21Eps CMa	1.5020	26000.	136	3991	No
435	GOM_NL__2PRFIN20021204_213809_000000672011_00430_03991_2086.N1	04-DEC-2002 21:38:09	Straylight	66.500	179	24Omi2CMa	3.0320	24000.	133	3991	No
436	GOM_NL__2PRFIN20021204_214137_000000622011_00430_03991_2087.N1	04-DEC-2002 21:41:37	Straylight	61.500	47	2Bet CMa	1.9760	28000.	123	3991	No
437	GOM_NL__2PRFIN20021204_214508_000000582011_00430_03991_2088.N1	04-DEC-2002 21:45:08	Straylight	58.000	56	53Kap Ori	2.0650	30000.	116	3991	No
438	GOM_NL__2PRFIN20021204_214817_000000652011_00430_03991_2089.N1	04-DEC-2002 21:48:17	Tw_i_and_stray	64.500	30	46Eps Ori	1.6940	30000.	129	3991	No
439	GOM_NL__2PRFIN20021204_215221_000000872011_00430_03991_2090.N1	04-DEC-2002 21:52:21	Bright	87.000	14	58Alp Ori	0.87000	3000.0	174	3991	No
440	GOM_NL__2PRFIN20021204_215505_000000392011_00430_03991_2091.N1	04-DEC-2002 21:55:05	Bright	39.000	146	25Eta Tau	2.8730	15200.	78	3991	No
441	GOM_NL__2PRFIN20021204_215724_000000402011_00430_03991_2092.N1	04-DEC-2002 21:57:24	Bright	40.000	150	44Zet Per	2.8900	28000.	80	3991	No
442	GOM_NL__2PRFIN20021204_215948_000000382011_00430_03991_2093.N1	04-DEC-2002 21:59:48	Bright	38.000	79	26Bet Per	2.3100	13100.	76	3991	No
443	GOM_NL__2PRFIN20021204_220153_000000392011_00430_03991_2094.N1	04-DEC-2002 22:01:53	Bright	38.500	175	39Del Per	3.0100	19400.	77	3991	No
444	GOM_NL__2PRFIN20021204_220320_000000382011_00430_03991_2095.N1	04-DEC-2002 22:03:20	Bright	37.500	160	23Gam Per	2.9300	4700.0	75	3991	No
445	GOM_NL__2PRFIN20021204_220555_000000362011_00430_03991_2096.N1	04-DEC-2002 22:05:55	Bright	36.000	110	37Del Cas	2.6780	8900.0	72	3991	No
446	GOM_NL__2PRFIN20021204_220714_000000392011_00430_03991_2097.N1	04-DEC-2002 22:07:14	Bright	38.500	74	11Bet Cas	2.2680	6600.0	77	3991	No
447	GOM_NL__2PRFIN20021204_221325_000000382011_00430_03991_2098.N1	04-DEC-2002 22:13:25	Bright	38.000	49	1Alp UMi	1.9900	6300.0	76	3991	No
448	GOM_NL__2PRFIN20021204_221805_000000432011_00430_03991_2099.N1	04-DEC-2002 22:18:05	Bright	42.500	60	7Bet UMi	2.0810	3950.0	85	3991	No
449	GOM_NL__2PRFIN20021204_221945_000000482011_00430_03991_2100.N1	04-DEC-2002 22:19:45	Bright	47.500	36	50Alp UMa	1.8000	6300.0	95	3991	No
450	GOM_NL__2PRFIN20021204_222119_000000492011_00430_03991_2101.N1	04-DEC-2002 22:21:19	Bright	49.000	82	48Bet UMa	2.3650	10600.	98	3991	No
451	GOM_NL__2PRFIN20021204_222312_000000432011_00430_03991_2102.N1	04-DEC-2002 22:23:12	Bright	42.500	32	77Eps UMa	1.7630	11000.	85	3991	No
452	GOM_NL__2PRFIN20021204_222523_000000412011_00430_03991_2103.N1	04-DEC-2002 22:25:23	Bright	40.500	39	85Eta UMa	1.8540	24000.	81	3991	No
453	GOM_NL__2PRFIN20021204_222824_000000372011_00430_03991_2104.N1	04-DEC-2002 22:28:24	Bright	36.500	180	27Gam Boo	3.0400	8000.0	73	3991	No
454	GOM_NL__2PRFIN20021204_223127_000000372011_00430_03991_2105.N1	04-DEC-2002 22:31:27	Bright	37.000	83		2.3780	11000.	74	3991	No
455	GOM_NL__2PRFIN20021204_223359_000000382011_00430_03991_2106.N1	04-DEC-2002 22:33:59	Bright	37.500	3	16Alp Boo	-0.050000	4250.0	75	3991	No

456	GOM_NL__2PRFIN20021204_223816_000000882011_00430_03991_2107.N1	04-DEC-2002 22:38:16	Bright	87.500	96	68Del Leo	2.5600	9300.0	175	3991	No
457	GOM_NL__2PRFIN20021204_224218_000000482011_00430_03991_2108.N1	04-DEC-2002 22:42:18	Bright	47.500	121	29Gam Vir	2.7400	7200.0	95	3991	No
458	GOM_NL__2PRFIN20021204_224708_000000472011_00430_03991_2109.N1	04-DEC-2002 22:47:08	Twilight	47.000	163	7Del Crv	2.9450	11000.	94	3991	No
459	GOM_NL__2PRFIN20021204_224843_000000462011_00430_03991_2110.N1	04-DEC-2002 22:48:43	Dark	46.000	106	9Bet Crv	2.6480	5600.0	92	3991	No
460	GOM_NL__2PRFIN20021204_225230_000000382011_00430_03991_2111.N1	04-DEC-2002 22:52:30	Dark	38.000	95	Zet Cen	2.5450	26000.	76	3991	No
461	GOM_NL__2PRFIN20021204_225431_000000442011_00430_03991_2112.N1	04-DEC-2002 22:54:31	Dark	44.000	64	Gam Cen	2.2000	10600.	88	3991	No
462	GOM_NL__2PRFIN20021204_225553_000000412011_00430_03991_2113.N1	04-DEC-2002 22:55:53	Dark	41.000	10	Bet Cen	0.61000	28000.	82	3991	No
463	GOM_NL__2PRFIN20021204_225803_000000412011_00431_03992_2079.N1	04-DEC-2002 22:58:03	Dark	41.000	12	Alp1Cru	0.77500	30000.	82	3992	No
464	GOM_NL__2PRFIN20021204_230334_000000412011_00431_03992_2080.N1	04-DEC-2002 23:03:34	Dark	40.500	29	Bet Car	1.6720	10200.	81	3992	No
465	GOM_NL__2PRFIN20021204_230538_000000482011_00431_03992_2081.N1	04-DEC-2002 23:05:38	Dark	48.000	41	Eps Car	1.8600	4100.0	96	3992	No
466	GOM_NL__2PRFIN20021204_230750_000000502011_00431_03992_2082.N1	04-DEC-2002 23:07:50	Dark	49.500	34	Gam2Vel	1.7930	23000.	99	3992	No
467	GOM_NL__2PRFIN20021204_231054_000000482011_00431_03992_2083.N1	04-DEC-2002 23:10:54	Dark	48.000	2	Alp Car	-0.73600	7000.0	96	3992	No
468	GOM_NL__2PRFIN20021204_231301_000000632011_00431_03992_2084.N1	04-DEC-2002 23:13:01	Dark	63.000	117	Pi Pup	2.7060	3800.0	126	3992	No
469	GOM_NL__2PRFIN20021204_231641_000000682011_00431_03992_2085.N1	04-DEC-2002 23:16:41	Dark	68.000	23	21Eps CMa	1.5020	26000.	136	3992	No
470	GOM_NL__2PRFIN20021204_231846_000000702011_00431_03992_2086.N1	04-DEC-2002 23:18:46	Straylight	69.500	179	24Omi2CMa	3.0320	24000.	139	3992	No
471	GOM_NL__2PRFIN20021204_232213_000000562011_00431_03992_2087.N1	04-DEC-2002 23:22:13	Straylight	55.500	47	2Bet CMa	1.9760	28000.	111	3992	No
472	GOM_NL__2PRFIN20021204_232544_000000572011_00431_03992_2088.N1	04-DEC-2002 23:25:44	Straylight	57.000	56	53Kap Ori	2.0650	30000.	114	3992	No
473	GOM_NL__2PRFIN20021204_232856_000000622011_00431_03992_2089.N1	04-DEC-2002 23:28:56	Twilight	62.000	30	46Eps Ori	1.6940	30000.	124	3992	No
474	GOM_NL__2PRFIN20021204_233257_000000872011_00431_03992_2090.N1	04-DEC-2002 23:32:57	Bright	87.000	14	58Alp Ori	0.87000	3000.0	174	3992	No
475	GOM_NL__2PRFIN20021204_233541_000000392011_00431_03992_2091.N1	04-DEC-2002 23:35:41	Bright	39.000	146	25Eta Tau	2.8730	15200.	78	3992	No
476	GOM_NL__2PRFIN20021204_233800_000000412011_00431_03992_2092.N1	04-DEC-2002 23:38:00	Bright	40.500	150	44Zet Per	2.8900	28000.	81	3992	No
477	GOM_NL__2PRFIN20021204_234024_000000382011_00431_03992_2093.N1	04-DEC-2002 23:40:24	Bright	38.000	79	26Bet Per	2.3100	13100.	76	3992	No
478	GOM_NL__2PRFIN20021204_234226_000000402011_00431_03992_2094.N1	04-DEC-2002 23:42:26	Bright	39.500	175	39Del Per	3.0100	19400.	79	3992	No
479	GOM_NL__2PRFIN20021204_234356_000000372011_00431_03992_2095.N1	04-DEC-2002 23:43:56	Bright	37.000	160	23Gam Per	2.9300	4700.0	74	3992	No
480	GOM_NL__2PRFIN20021204_234631_000000362011_00431_03992_2096.N1	04-DEC-2002 23:46:31	Bright	35.500	110	37Del Cas	2.6780	8900.0	71	3992	No
481	GOM_NL__2PRFIN20021204_234750_000000542011_00431_03992_2097.N1	04-DEC-2002 23:47:50	Bright	54.000	74	11Bet Cas	2.2680	6600.0	108	3992	No
482	GOM_NL__2PRFIN20021204_235401_000000382011_00431_03992_2098.N1	04-DEC-2002 23:54:01	Bright	38.000	49	1Alp UMi	1.9900	6300.0	76	3992	No
483	GOM_NL__2PRFIN20021204_235841_000000412011_00431_03992_2099.N1	04-DEC-2002 23:58:41	Bright	40.500	60	7Bet UMi	2.0810	3950.0	81	3992	No

3. Quality information per product

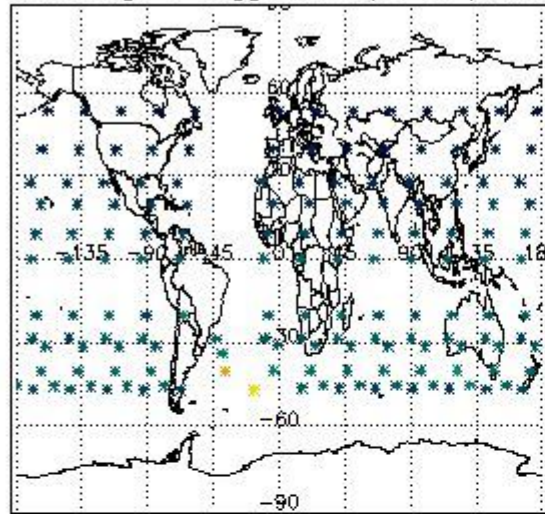
In this section it is plotted some information contained in the Quality Summary data set of the level 2 products. Only products in dark limb conditions and without errors (error flag in the MPH set to "0") are used.

3.1 Plot quality information per product (time dependant)


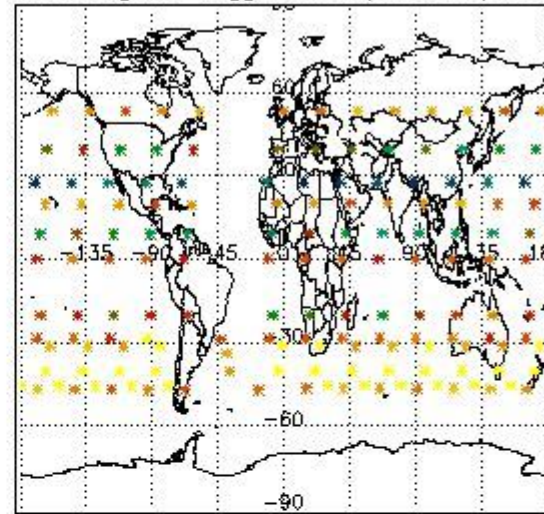


3.2 Plot quality information per product (world map)


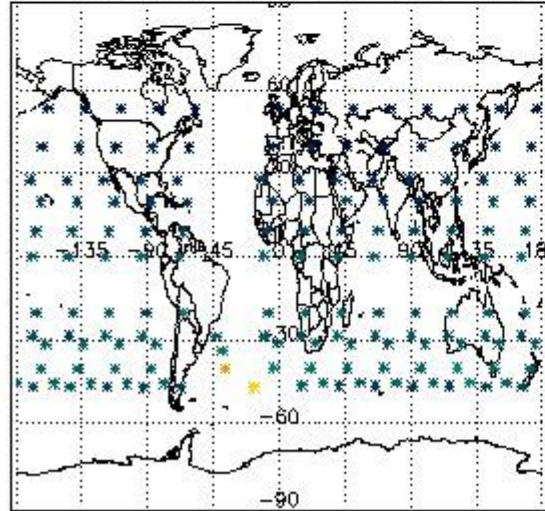
Percentage of flagged data per O3 profile



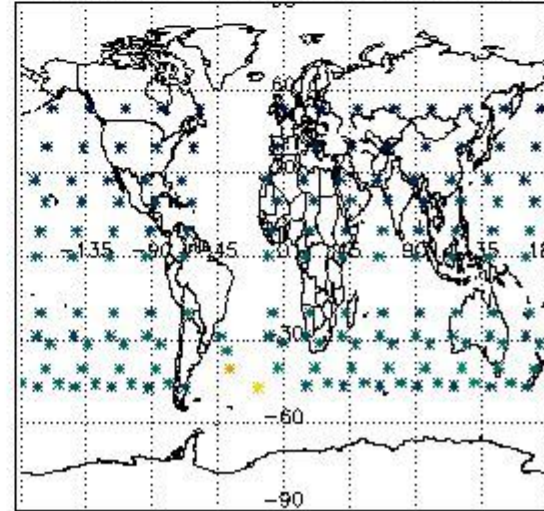
Percentage of flagged data per H2O profile



Percentage of flagged data per NO2 profile



Percentage of flagged data per NO3 profile

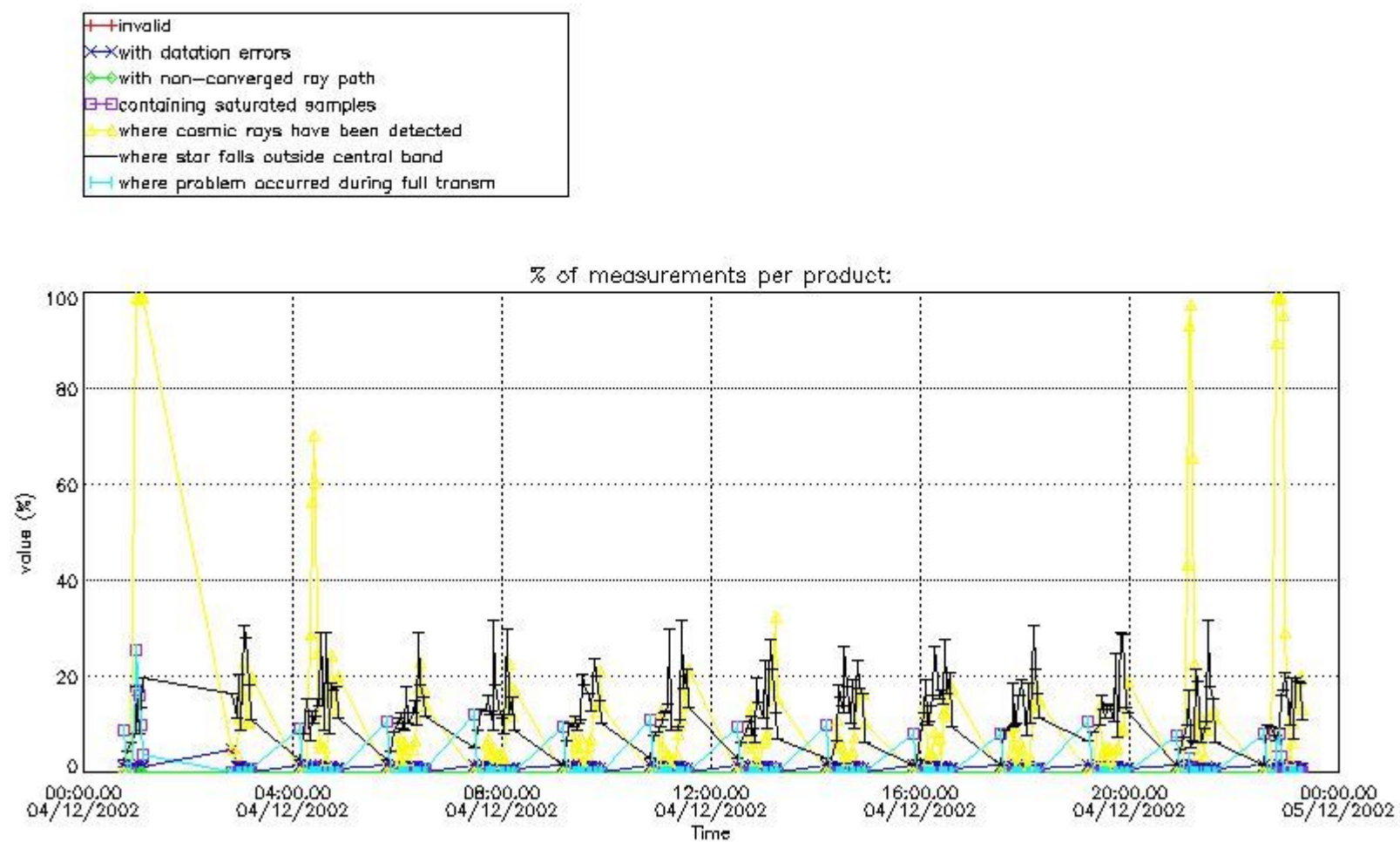


4. Level 1 quality information per product

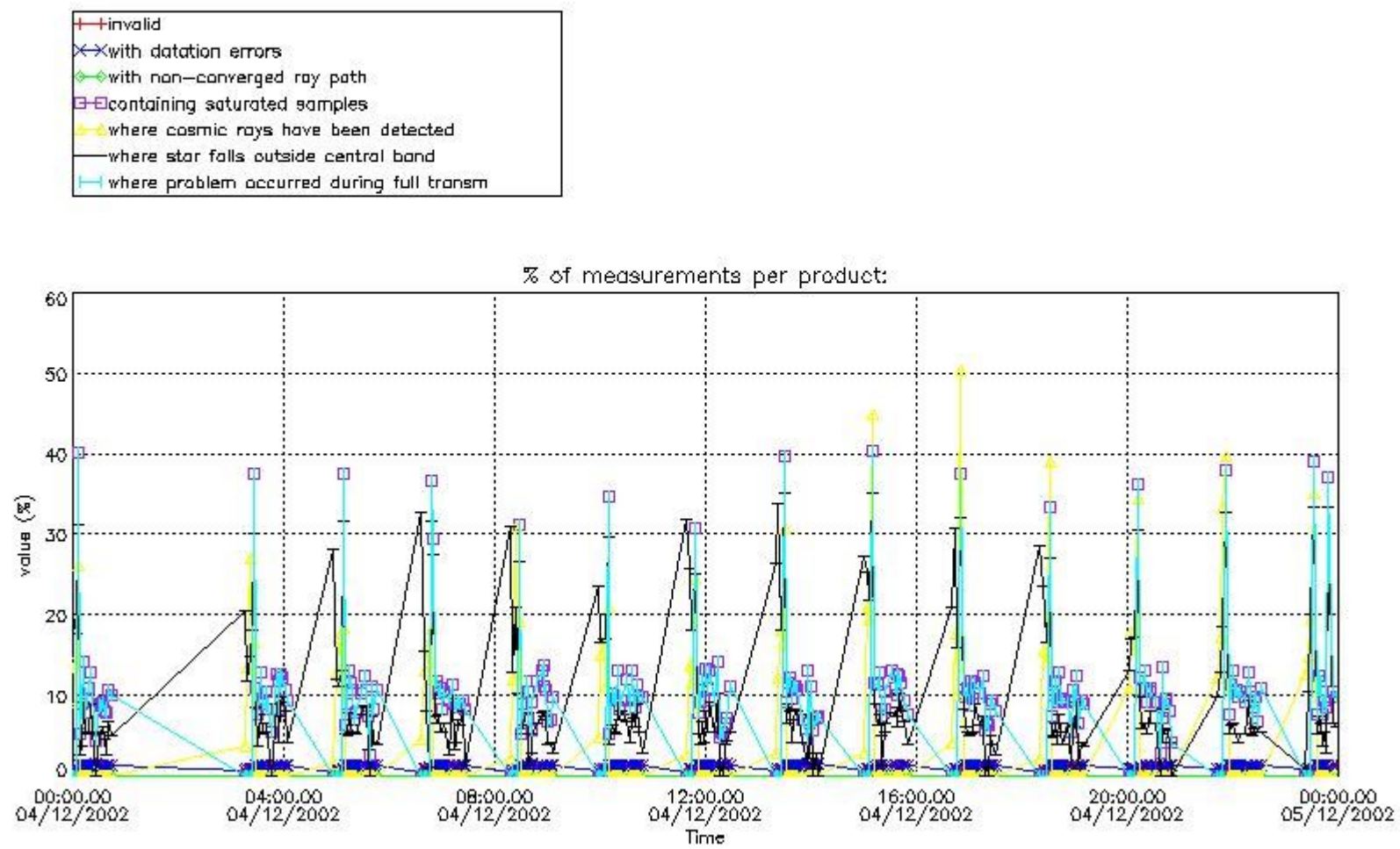
In this section it is plotted some information contained in the Quality Summary data set of the level 2 products that comes from the level 1b processing. Products without errors (error flag in the MPH set to "0") are used.

4.1 Plot quality information per product (time dependant) coming from level 1b processing

4.1.1 Plot level 1 quality information per product (time dependant): ENVISAT ASCENDING passes

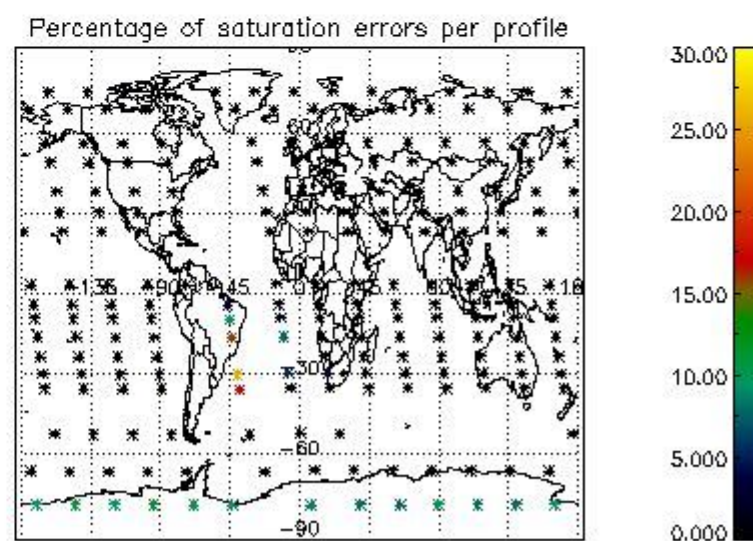
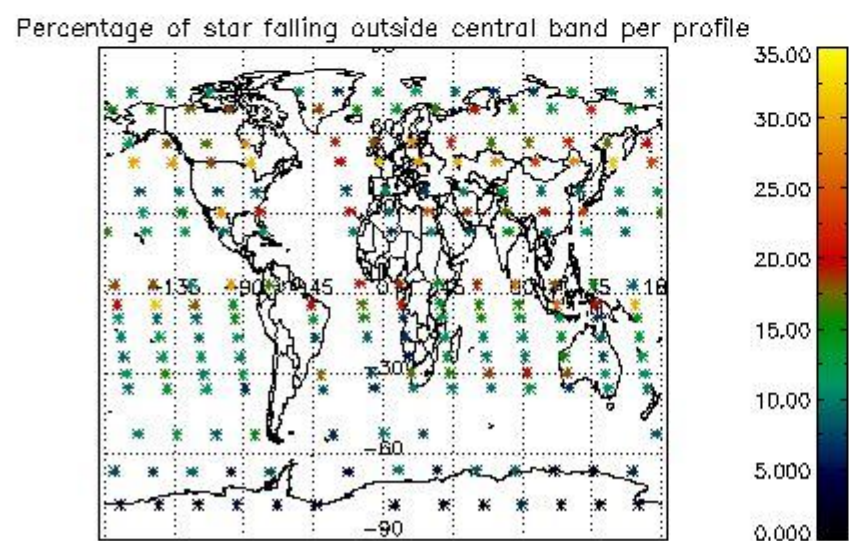
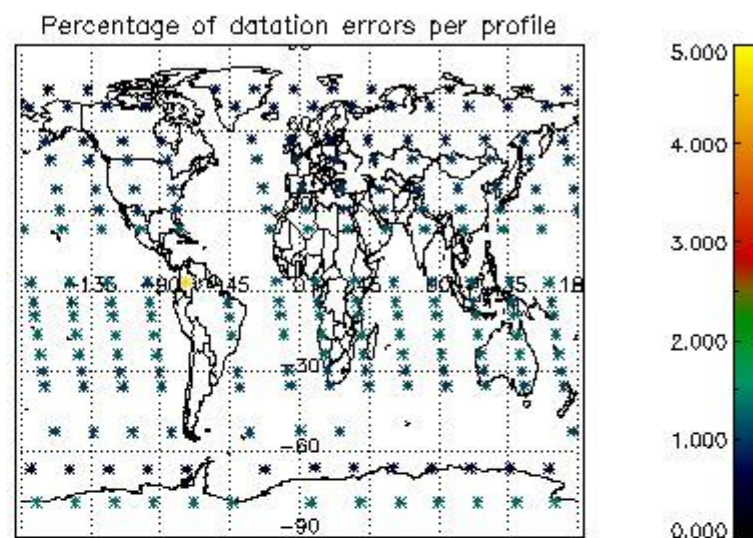
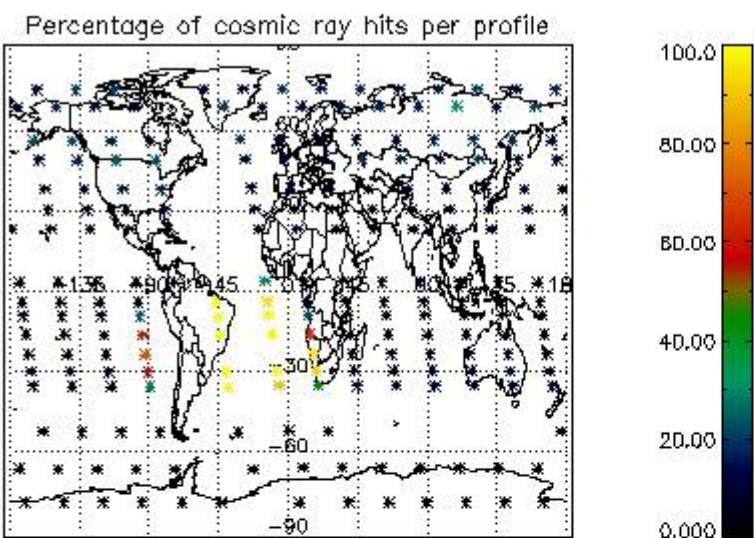


4.1.2 Plot level 1 quality information per product (time dependant): ENVI SAT DESCENDING passes

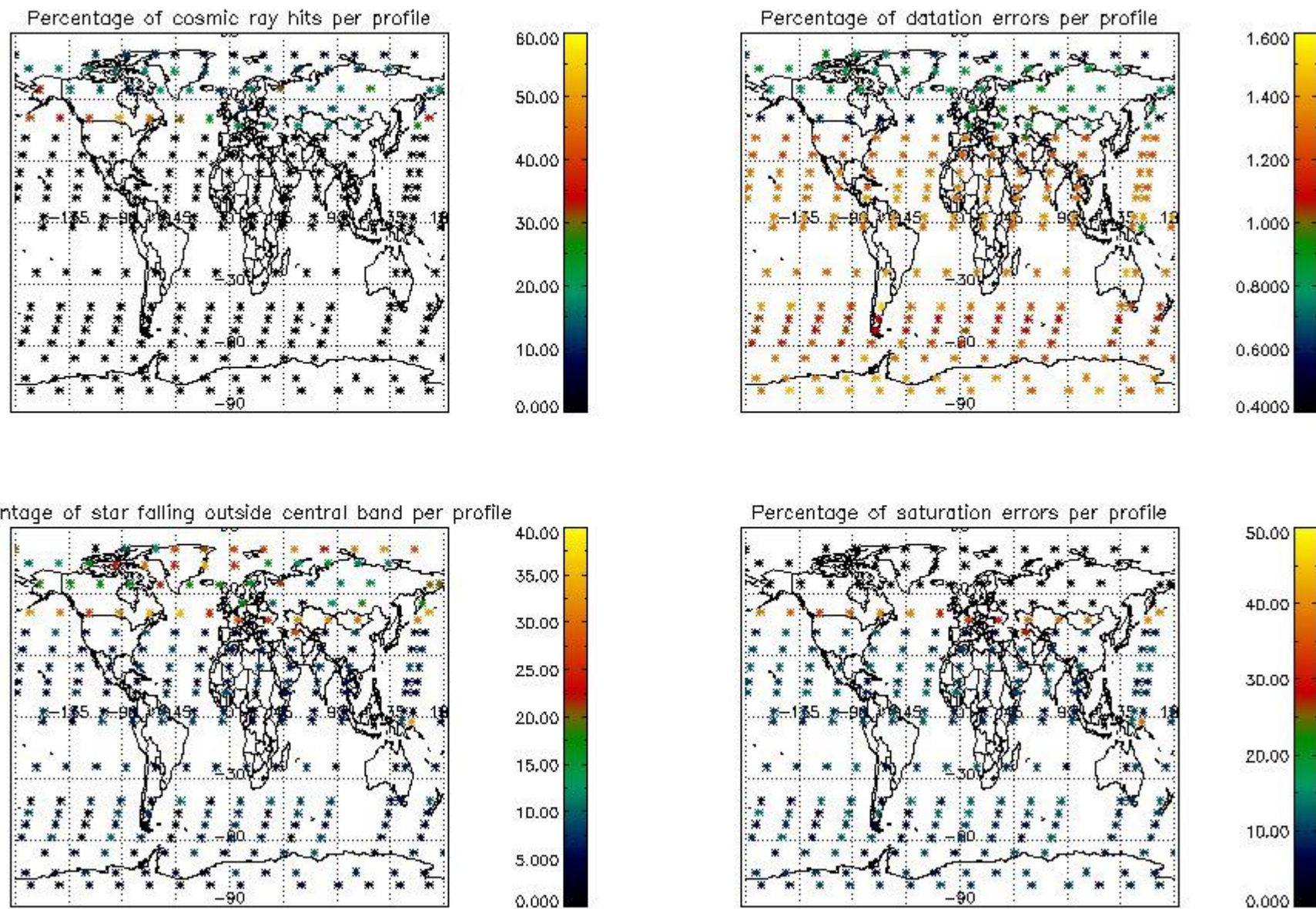


4.2 Plot quality information per product coming from level 1b processing (world map)

4.2.1 Plot level 1 quality information per product (world map): ENVISAT ASCENDING passes



4.2.2 Plot level 1 quality information per product (world map): ENVISAT DESCENDING passes



5. Trace gas profiles

5.1 Ozone statistics based on quality of products

The final quality of the products can be "measured" using the STD (Standard Deviation) attached to every point profile. This information is written to the parameter GOM_NL__2P/NL_LOCAL_SPECIES_DENSITY/o3_std of the level 2 products. The table below shows the statistics for given STD ranges.

The statistics are given with respect to the overall valid production:

- Products without fatal errors: GOM_NL__2P/MPH/PRODUCT_ERR=0
- Valid point profile: GOM_NL__2P/NL_LOCAL_SPECIES_DENSITY/pcd(0)=0

The 'Criteria' is applied to valid points of dark limb products:

- Products in dark limb illumination condition: GOM_NL__2P/NL_SUMMARY_QUALITY/obs_ill_cond=0
- Products without fatal errors: GOM_NL__2P/MPH/PRODUCT_ERR=0
- Valid point profile: GOM_NL__2P/NL_LOCAL_SPECIES_DENSITY/pcd(0)=0

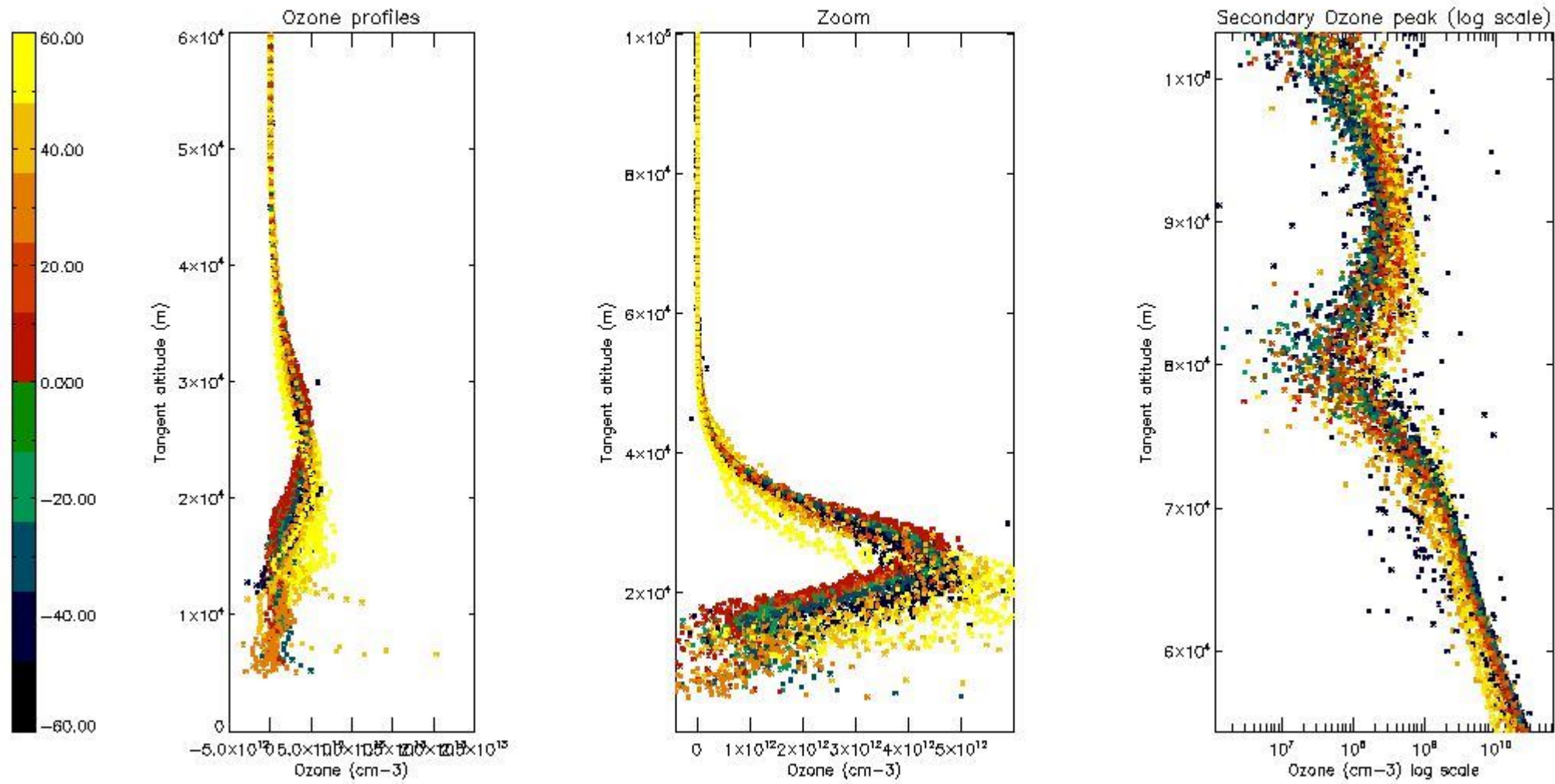
So, the table below shows the percentage of dark limb and valid observations for each criteria with respect to the overall valid daily observations.

Criteria	% of total production
All STD	33
STD < 20	21

STD < 10	18
STD < 5	14

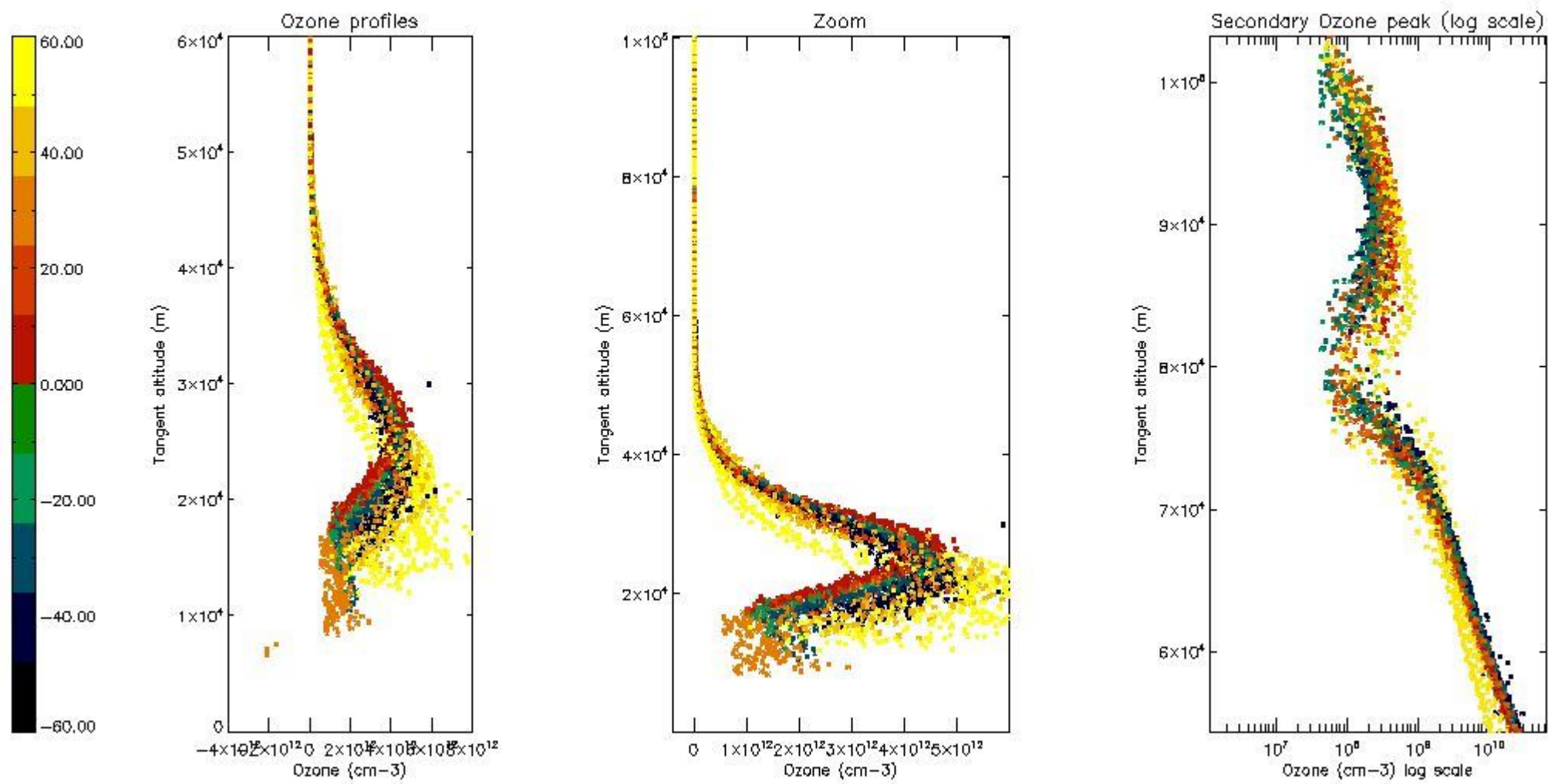
5.2 Plot ozone profiles for all STD (dark without errors)

The colorbar represents the latitude.



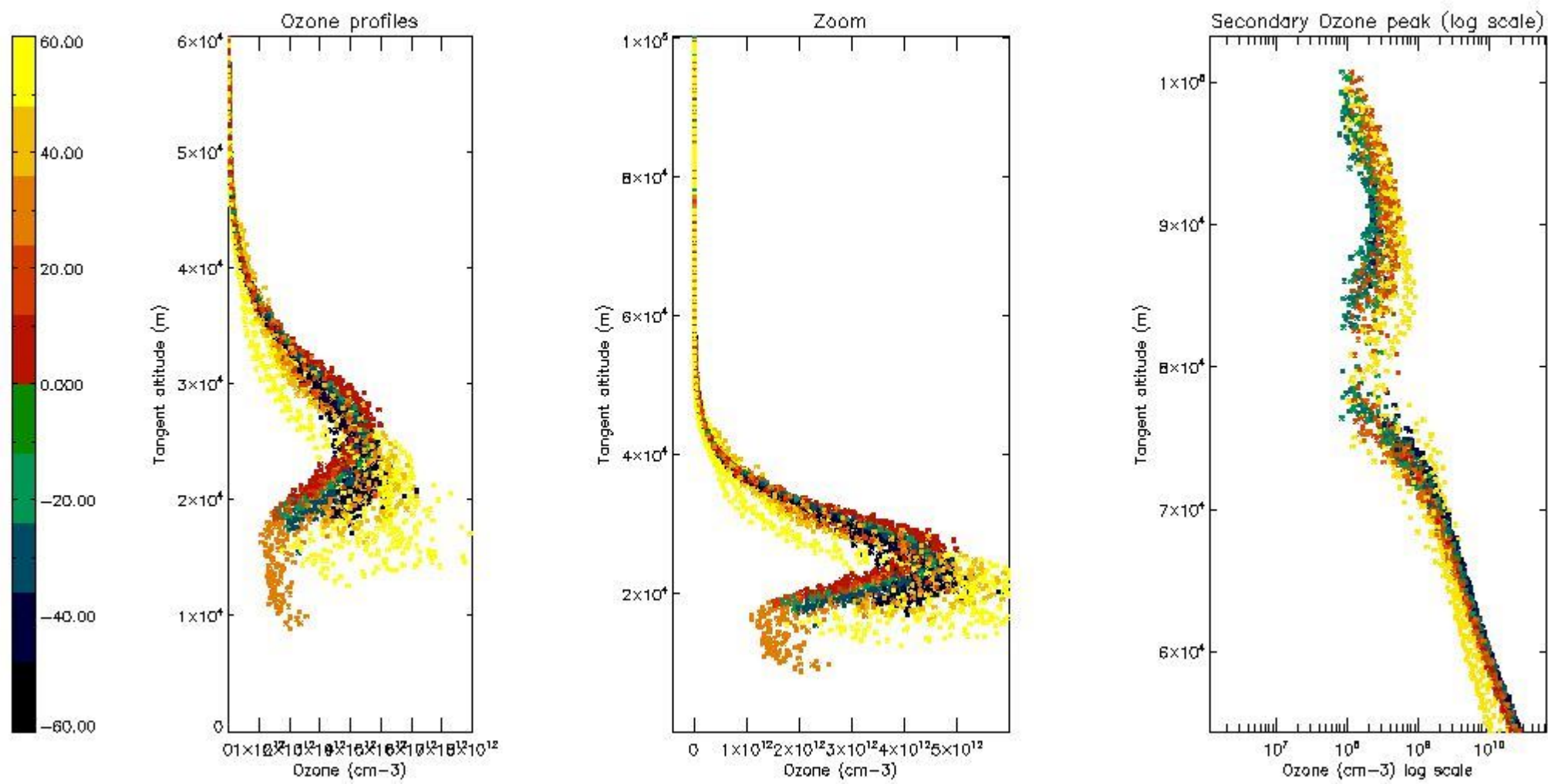
5.3 Plot ozone profiles where STD < 20% (dark without errors)

The colorbar represents the latitude.



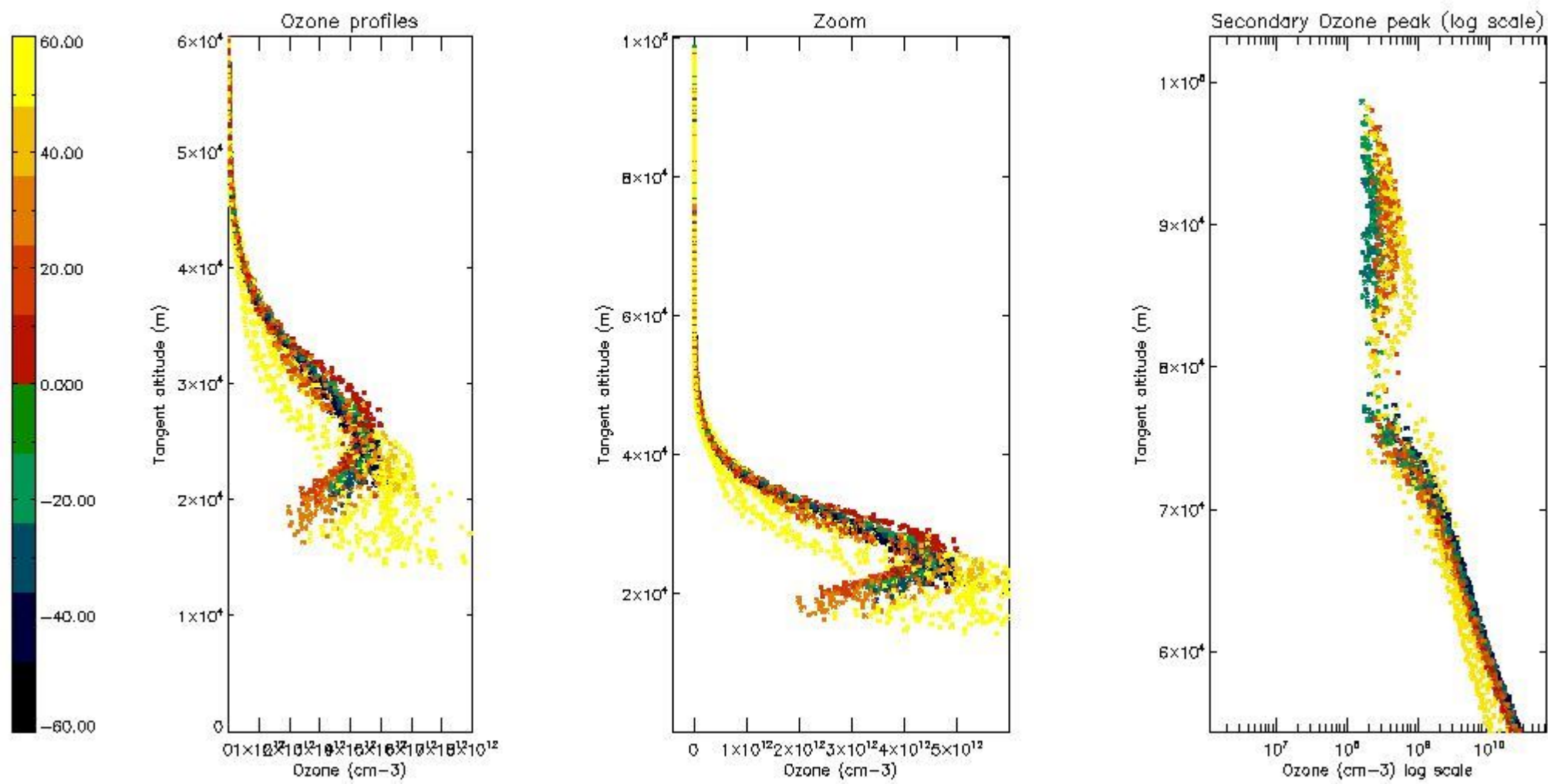
5.4 Plot ozone profiles where $STD < 10\%$ (dark without errors)

The colorbar represents the latitude.



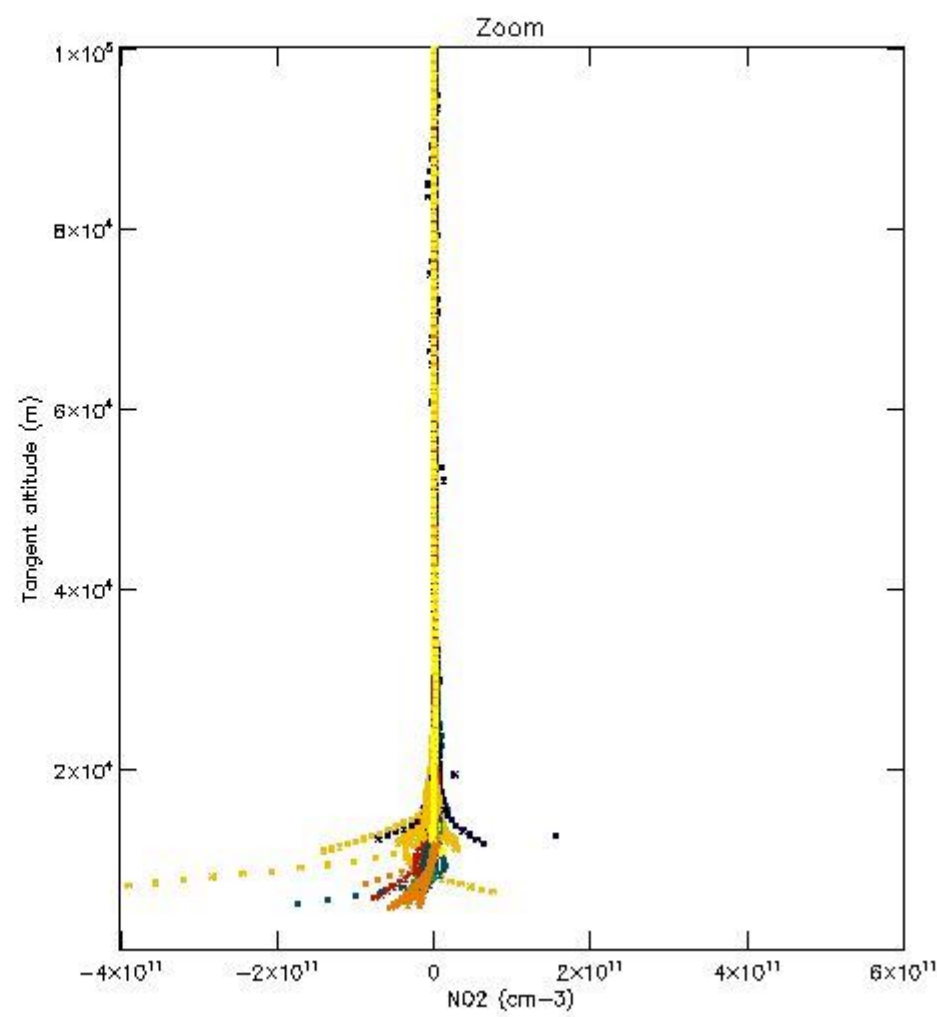
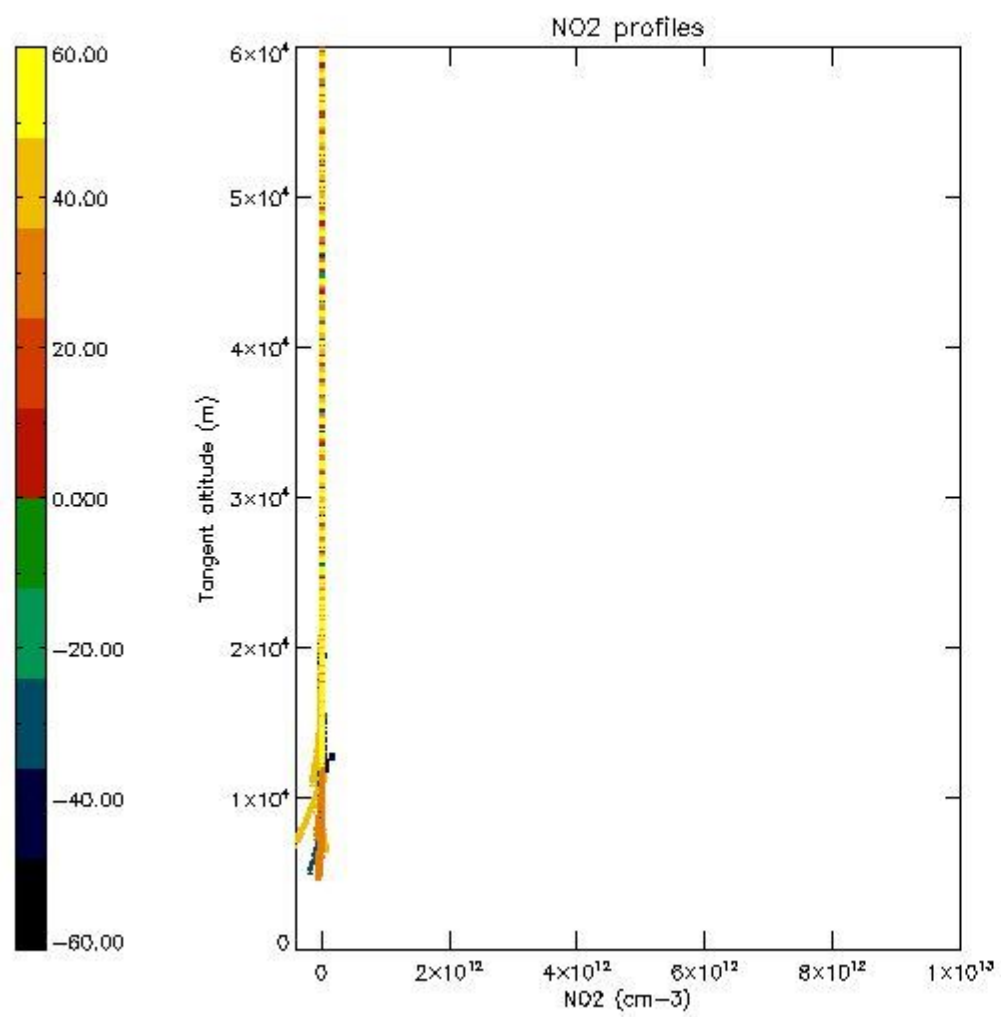
5.5 Plot ozone profiles where STD < 5% (dark without errors)

The colorbar represents the latitude.



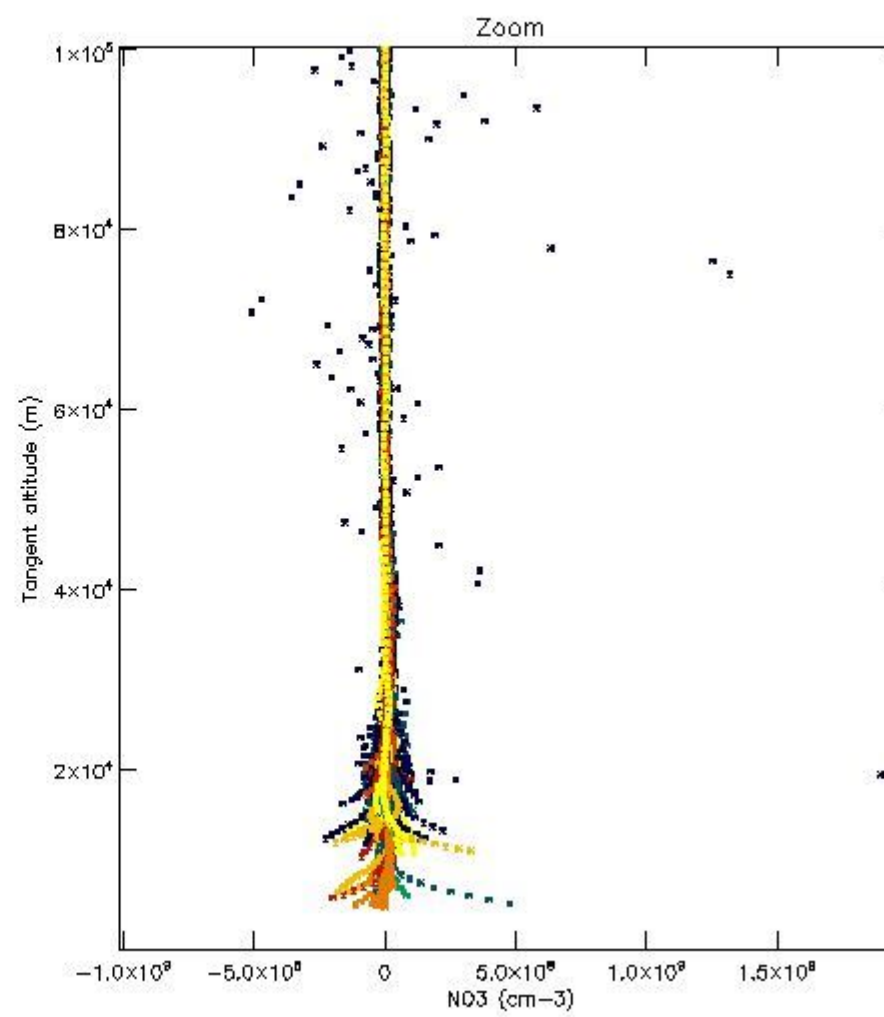
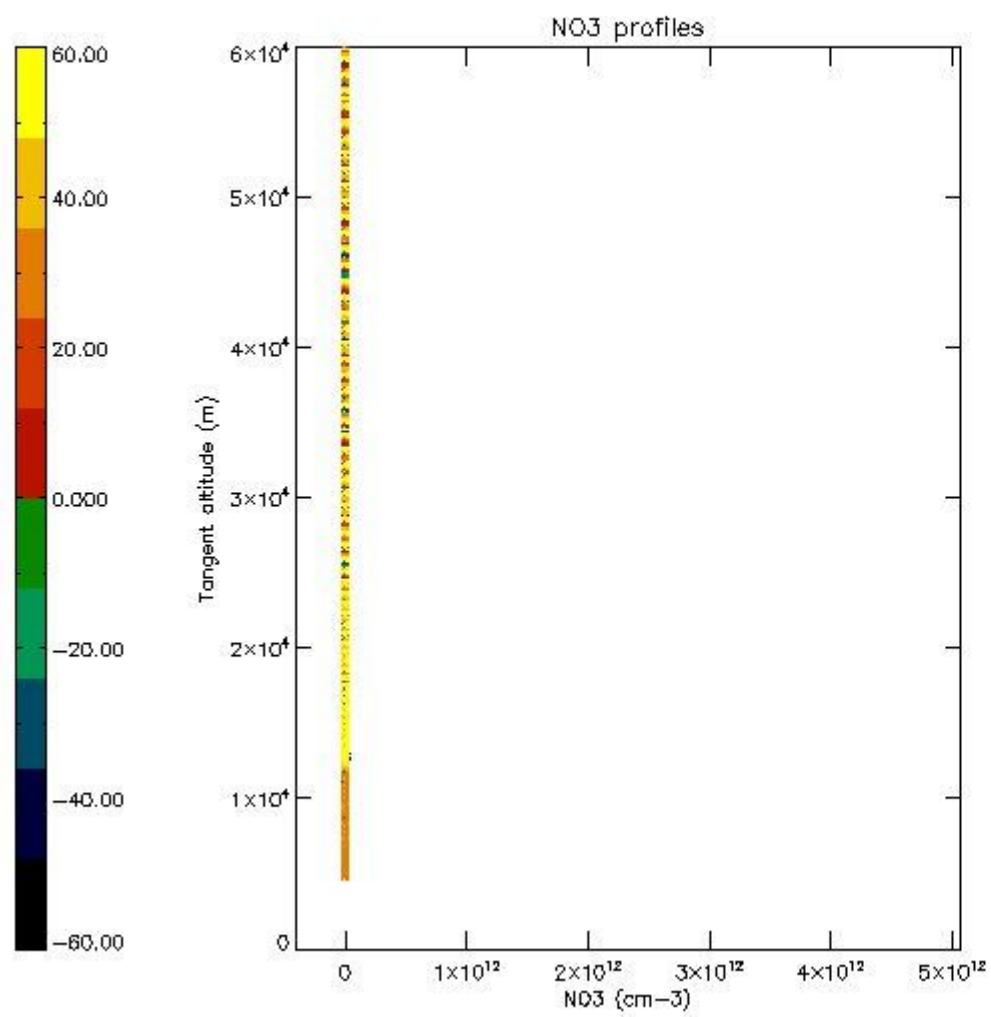
5.6 Plot NO₂ profiles for all STD (dark without errors)

The colorbar represents the latitude.



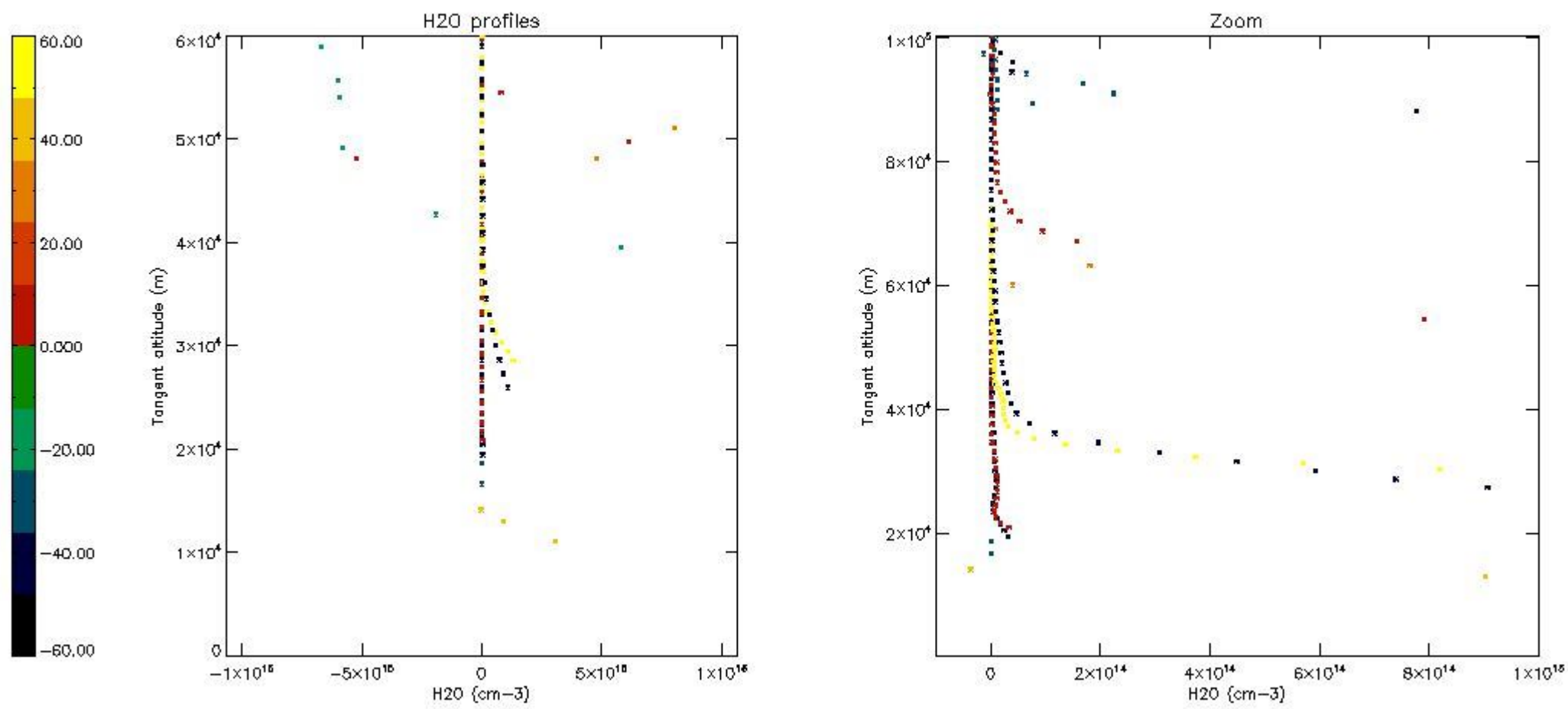
5.7 Plot NO3 profiles for all STD (dark without errors)

The colorbar represents the latitude.



5.8 Plot H2O profiles for all STD (only for occultations of stars 1,2,3,4,13,14,16,26,63 dark without errors)

The colorbar represents the latitude.



6. Auxiliary Data Files used for the production reported in section 2

The number reported in the third column indicates since which file (see list in section 2) the corresponding auxiliary file has been used. The fourth column is the date of those product files.

Type	Auxiliary Filename	Used since product	Used since product date
INST_PHYS_CHARACTERISTICS	GOM_INS_AXNIEC20050627_150440_20020301_000000_20100101_000000	1	04-DEC-2002 00:00:36
LEVEL-2_PROC_CONFIG	GOM_PR2_AXVIEC20091111_152718_20020301_000000_20500101_000000	1	04-DEC-2002 00:00:36
CROSS_SECTIONS_FILE	GOM_CRS_AXVIEC20091111_154832_20020301_000000_20500101_000000	1	04-DEC-2002 00:00:36

GOMOS Level 2 Daily Report

SUMMARY

[1. General Info](#)

[2. Summary of processed GOM_NL_2P products](#)

[3. Level 2 Quality information per product](#)

[3.1 Plot of level 2 quality information per product \(time dependant\)](#)

[3.2 Plot of level 2 quality information per product \(world map\)](#)

[4. Level 1 Quality information per product \(stored on level 2 products\)](#)

[4.1 Plot of level 1 quality information per product \(time dependant\)](#)

[4.1.1 Plot of level 1 quality information per product \(time dependant\): ASCENDING](#)

[4.1.2 Plot of level 1 quality information per product \(time dependant\): DESCENDING](#)

[4.2 Plot of level 1 quality information per product \(world map\)](#)

[4.2.1 Plot of level 1 quality information per product \(world map\): ASCENDING](#)

[4.2.2 Plot of level 1 quality information per product \(world map\): DESCENDING](#)

[5. Ozone profiles based on quality statistics and other trace gas profiles](#)

[5.1 Ozone statistics based on quality of products](#)

[5.2 Plot ozone profiles for all STD \(dark without errors\)](#)

[5.3 Plot ozone profiles where STD < 20% \(dark without errors\)](#)

[5.4. Plot ozone profiles where STD < 10% \(dark without errors\)](#)

[5.5. Plot ozone profiles where STD < 5% \(dark without errors\)](#)

[5.6 Plot NO2 profiles for all STD \(dark without errors\)](#)

[5.7 Plot NO3 profiles for all STD \(dark without errors\)](#)

[5.8 Plot H2O profiles \(only for occultations of stars 1,2,3,4,13,14,16,26,63 dark without errors\) for all STD](#)

[6. Auxiliary Data Files used for the production reported in section 2](#)

This report presents the daily analysis on parameters extracted from GOMOS level 2 data (GOM_NL__2P). It is intended to monitor some important parameters that will impact the quality of these products. A list of level 2 products (and content) that have arrived during the reporting day to the PCF is also given.

Item	Value
Time of report generation	17APR2013 20:53:40
Data source version	GOMOS/6.01
Start time of products	04-12-2002 (04DEC2002 00:00:00)
Stop time of products	05-12-2002 (05DEC2002 00:00:00)
Store outputs in DB	Yes
Nb of level 2 prods	483
Nb of prods with errors	5

2. Summary of processed GOM_NL__2P products.

Nr	Filename	UTC Start time	Limb	Duration	Star Id	Star Name	Star Mag	Star Temp	Nb Meas	Orbit	Prod. error
1	GOM_NL__2PRFIN20021204_000036_000000652011_00417_03978_2071.N1	04-DEC-2002 00:00:36	Twilight	64.500	30	46Eps Ori	1.6940	30000.	129	3978	No
2	GOM_NL__2PRFIN20021204_000035_000000602011_00417_03978_2072.N1	04-DEC-2002 00:03:15	Twilight	59.500	27	24Gam Ori	1.6360	26000.	119	3978	No
3	GOM_NL__2PRFIN20021204_000036_000000612011_00417_03978_2073.N1	04-DEC-2002 00:05:36	Bright	61.000	13	87Alp Tau	0.86700	3800.0	122	3978	No
4	GOM_NL__2PRFIN20021204_0000720_000000382011_00417_03978_2074.N1	04-DEC-2002 00:07:20	Bright	38.000	146	25Eta Tau	2.8730	15200.	76	3978	No
5	GOM_NL__2PRFIN20021204_0000939_000000402011_00417_03978_2075.N1	04-DEC-2002 00:09:39	Bright	39.500	150	44Zet Per	2.8900	28000.	79	3978	No
6	GOM_NL__2PRFIN20021204_001201_000000392011_00417_03978_2076.N1	04-DEC-2002 00:12:01	Bright	38.500	79	26Bet Per	2.3100	13100.	77	3978	No
7	GOM_NL__2PRFIN20021204_001407_000000392011_00417_03978_2077.N1	04-DEC-2002 00:14:07	Bright	38.500	175	39Del Per	3.0100	19400.	77	3978	No
8	GOM_NL__2PRFIN20021204_001533_000000372011_00417_03978_2078.N1	04-DEC-2002 00:15:33	Bright	37.000	160	23Gam Per	2.9300	4700.0	74	3978	No
9	GOM_NL__2PRFIN20021204_001804_000000372011_00417_03978_2079.N1	04-DEC-2002 00:18:04	Bright	37.000	110	37Del Cas	2.6780	8900.0	74	3978	No
10	GOM_NL__2PRFIN20021204_001921_000000392011_00417_03978_2080.N1	04-DEC-2002 00:19:21	Bright	39.000	74	11Bet Cas	2.2680	6600.0	78	3978	No
11	GOM_NL__2PRFIN20021204_002539_000000352011_00417_03978_2081.N1	04-DEC-2002 00:25:39	Bright	35.000	49	1Alp UMi	1.9900	6300.0	70	3978	No
12	GOM_NL__2PRFIN20021204_003019_000000392011_00417_03978_2082.N1	04-DEC-2002 00:30:19	Bright	39.000	60	7Bet UMi	2.0810	3950.0	78	3978	No
13	GOM_NL__2PRFIN20021204_003203_000000462011_00417_03978_2083.N1	04-DEC-2002 00:32:03	Bright	46.000	36	50Alp UMa	1.8000	6300.0	92	3978	No
14	GOM_NL__2PRFIN20021204_003338_000000502011_00417_03978_2084.N1	04-DEC-2002 00:33:38	Bright	49.500	82	48Bet UMa	2.3650	10600.	99	3978	No
15	GOM_NL__2PRFIN20021204_003525_000000442011_00417_03978_2085.N1	04-DEC-2002 00:35:25	Bright	43.500	32	77Eps UMa	1.7630	11000.	87	3978	No
16	GOM_NL__2PRFIN20021204_003736_000000392011_00417_03978_2086.N1	04-DEC-2002 00:37:36	Bright	38.500	39	85Eta UMa	1.8540	24000.	77	3978	No
17	GOM_NL__2PRFIN20021204_004035_000000382011_00417_03978_2087.N1	04-DEC-2002 00:40:35	Bright	37.500	180	27Gam Boo	3.0400	8000.0	75	3978	No
18	GOM_NL__2PRFIN20021204_004335_000000402011_00417_03978_2088.N1	04-DEC-2002 00:43:35	Bright	39.500	83		2.3780	11000.	79	3978	No
19	GOM_NL__2PRFIN20021204_004607_000000402011_00417_03978_2089.N1	04-DEC-2002 00:46:07	Bright	39.500	3	16Alp Boo	-0.050000	4250.0	79	3978	No
20	GOM_NL__2PRFIN20021204_005015_000000802011_00417_03978_2090.N1	04-DEC-2002 00:50:15	Bright	80.000	96	68Del Leo	2.5600	9300.0	160	3978	No
21	GOM_NL__2PRFIN20021204_005420_000000482011_00417_03978_2091.N1	04-DEC-2002 00:54:20	Bright	47.500	121	29Gam Vir	2.7400	7200.0	95	3978	No
22	GOM_NL__2PRFIN20021204_005909_000000502011_00417_03978_2092.N1	04-DEC-2002 00:59:09	Twilight	50.000	163	7Del Crv	2.9450	11000.	100	3978	No
23	GOM_NL__2PRFIN20021204_010046_000000512011_00417_03978_2093.N1	04-DEC-2002 01:00:46	Dark	51.000	106	9Bet Crv	2.6480	5600.0	102	3978	No
24	GOM_NL__2PRFIN20021204_010440_000000382011_00417_03978_2094.N1	04-DEC-2002 01:04:40	Dark	37.500	95	Zet Cen	2.5450	26000.	75	3978	No
25	GOM_NL__2PRFIN20021204_010631_000000412011_00417_03978_2095.N1	04-DEC-2002 01:06:31	Dark	40.500	77	Eps Cen	2.3030	28000.	81	3978	No
26	GOM_NL__2PRFIN20021204_010804_000000432011_00417_03978_2096.N1	04-DEC-2002 01:08:04	Dark	43.000	10	Bet Cen	0.61000	28000.	86	3978	No
27	GOM_NL__2PRFIN20021204_025045_000000432011_00419_03980_2062.N1	04-DEC-2002 02:50:45	Dark	42.500	12	Alp1Cru	0.77500	30000.	85	3980	No
28	GOM_NL__2PRFIN20021204_025618_000000412011_00419_03980_2063.N1	04-DEC-2002 02:56:18	Dark	40.500	29	Bet Car	1.6720	10200.	81	3980	No
29	GOM_NL__2PRFIN20021204_025820_000000492011_00419_03980_2064.N1	04-DEC-2002 02:58:20	Dark	49.000	41	Eps Car	1.8600	4100.0	98	3980	No
30	GOM_NL__2PRFIN20021204_030027_000000532011_00419_03980_2065.N1	04-DEC-2002 03:00:27	Dark	52.500	34	Gam2Vel	1.7930	23000.	105	3980	No
31	GOM_NL__2PRFIN20021204_030337_000000572011_00419_03980_2066.N1	04-DEC-2002 03:03:37	Dark	57.000	2	Alp Car	-0.73600	7000.0	114	3980	No
32	GOM_NL__2PRFIN20021204_030541_000000722011_00419_03980_2067.N1	04-DEC-2002 03:05:41	Dark	71.500	117	Pi Pup	2.7060	3800.0	143	3980	No
33	GOM_NL__2PRFIN20021204_030923_000000692011_00419_03980_2068.N1	04-DEC-2002 03:09:23	Dark	68.500	23	21Eps CMa	1.5020	26000.	137	3980	No
34	GOM_NL__2PRFIN20021204_031129_000000702011_00419_03980_2069.N1	04-DEC-2002 03:11:29	Straylight	69.500	179	24Omi2CMa	3.0320	24000.	139	3980	No
35	GOM_NL__2PRFIN20021204_031525_000000832011_00419_03980_2070.N1	04-DEC-2002 03:15:25	Straylight	83.000	1	9Alp CMa	-1.4400	11000.	166	3980	No
36	GOM_NL__2PRFIN20021204_031833_000000592011_00419_03980_2071.N1	04-DEC-2002 03:18:33	Straylight	59.000	56	53Kap Ori	2.0650	30000.	118	3980	No
37	GOM_NL__2PRFIN20021204_032136_000000612011_00419_03980_2072.N1	04-DEC-2002 03:21:36	Twilight	61.000	33	50Zet Ori	1.7660	30000.	122	3980	No
38	GOM_NL__2PRFIN20021204_032425_000000612011_00419_03980_2073.N1	04-DEC-2002 03:24:25	Twilight	60.500	27	24Gam Ori	1.6360	26000.	121	3980	No
39	GOM_NL__2PRFIN20021204_032648_000000602011_00419_03980_2074.N1	04-DEC-2002 03:26:48	Bright	60.000	13	87Alp Tau	0.86700	3800.0	120	3980	No
40	GOM_NL__2PRFIN20021204_032831_000000412011_00419_03980_2075.N1	04-DEC-2002 03:28:31	Bright	41.000	146	25Eta Tau	2.8730	15200.	82	3980	No
41	GOM_NL__2PRFIN20021204_033050_000000402011_00419_03980_2076.N1	04-DEC-2002 03:30:50	Bright	39.500	150	44Zet Per	2.8900	28000.	79	3980	No
42	GOM_NL__2PRFIN20021204_033312_000000392011_00419_03980_2077.N1	04-DEC-2002 03:33:12	Bright	39.000	79	26Bet Per	2.3100	13100.	78	3980	No

43	GOM_NL__2PRFIN20021204_033518_000000392011_00419_03980_2078.N1	04-DEC-2002 03:35:18	Bright	39.000	175	39Del Per	3.0100	19400.	78	3980	No
44	GOM_NL__2PRFIN20021204_033645_000000382011_00419_03980_2079.N1	04-DEC-2002 03:36:45	Bright	37.500	160	23Gam Per	2.9300	4700.0	75	3980	No
45	GOM_NL__2PRFIN20021204_033917_000000372011_00419_03980_2080.N1	04-DEC-2002 03:39:17	Bright	36.500	110	37Del Cas	2.6780	8900.0	73	3980	No
46	GOM_NL__2PRFIN20021204_034033_000000392011_00419_03980_2081.N1	04-DEC-2002 03:40:33	Bright	38.500	74	11Bet Cas	2.2680	6600.0	77	3980	No
47	GOM_NL__2PRFIN20021204_034649_000000372011_00419_03980_2082.N1	04-DEC-2002 03:46:49	Bright	36.500	49	1Alp UMi	1.9900	6300.0	73	3980	No
48	GOM_NL__2PRFIN20021204_035132_000000402011_00419_03980_2083.N1	04-DEC-2002 03:51:32	Bright	39.500	60	7Bet UMi	2.0810	3950.0	79	3980	No
49	GOM_NL__2PRFIN20021204_035315_000000472011_00419_03980_2084.N1	04-DEC-2002 03:53:15	Bright	46.500	36	50Alp UMa	1.8000	6300.0	93	3980	No
50	GOM_NL__2PRFIN20021204_035449_000000482011_00419_03980_2085.N1	04-DEC-2002 03:54:49	Bright	48.000	82	48Bet UMa	2.3650	10600.	96	3980	No
51	GOM_NL__2PRFIN20021204_035638_000000442011_00419_03980_2086.N1	04-DEC-2002 03:56:38	Bright	43.500	32	77Eps UMa	1.7630	11000.	87	3980	No
52	GOM_NL__2PRFIN20021204_035848_000000412011_00419_03980_2087.N1	04-DEC-2002 03:58:48	Bright	41.000	39	85Eta UMa	1.8540	24000.	82	3980	No
53	GOM_NL__2PRFIN20021204_040148_000000382011_00419_03980_2088.N1	04-DEC-2002 04:01:48	Bright	37.500	180	27Gam Boo	3.0400	8000.0	75	3980	No
54	GOM_NL__2PRFIN20021204_040449_000000372011_00419_03980_2089.N1	04-DEC-2002 04:04:49	Bright	37.000	83		2.3780	11000.	74	3980	No
55	GOM_NL__2PRFIN20021204_040721_000000382011_00419_03980_2090.N1	04-DEC-2002 04:07:21	Bright	38.000	3	16Alp Boo	-0.050000	4250.0	76	3980	No
56	GOM_NL__2PRFIN20021204_041129_000000832011_00419_03980_2091.N1	04-DEC-2002 04:11:29	Bright	83.000	96	68Del Leo	2.5600	9300.0	166	3980	No
57	GOM_NL__2PRFIN20021204_041534_000000532011_00419_03980_2092.N1	04-DEC-2002 04:15:34	Bright	52.500	121	29Gam Vir	2.7400	7200.0	105	3980	No
58	GOM_NL__2PRFIN20021204_042024_000000472011_00419_03980_2093.N1	04-DEC-2002 04:20:24	Twi_and_stray	47.000	163	7Del Crv	2.9450	11000.	94	3980	No
59	GOM_NL__2PRFIN20021204_042158_000000512011_00419_03980_2094.N1	04-DEC-2002 04:21:58	Dark	50.500	106	9Bet Crv	2.6480	5600.0	101	3980	No
60	GOM_NL__2PRFIN20021204_042348_000000402011_00419_03980_2095.N1	04-DEC-2002 04:23:48	Dark	40.000	123	1ot Cen	2.7500	10200.	80	3980	No
61	GOM_NL__2PRFIN20021204_042552_000000392011_00419_03980_2096.N1	04-DEC-2002 04:25:52	Dark	39.000	95	Zet Cen	2.5450	26000.	78	3980	No
62	GOM_NL__2PRFIN20021204_042751_000000432011_00419_03980_2097.N1	04-DEC-2002 04:27:51	Dark	42.500	64	Gam Cen	2.2000	10600.	85	3980	No
63	GOM_NL__2PRFIN20021204_042917_000000402011_00419_03980_2098.N1	04-DEC-2002 04:29:17	Dark	39.500	10	Bet Cen	0.61000	28000.	79	3980	No
64	GOM_NL__2PRFIN20021204_043121_000000502011_00420_03981_2062.N1	04-DEC-2002 04:31:21	Dark	50.000	12	Alp1Cru	0.77500	30000.	100	3981	No
65	GOM_NL__2PRFIN20021204_043654_000000402011_00420_03981_2063.N1	04-DEC-2002 04:36:54	Dark	39.500	29	Bet Car	1.6720	10200.	79	3981	No
66	GOM_NL__2PRFIN20021204_043855_000000572011_00420_03981_2064.N1	04-DEC-2002 04:38:55	Dark	56.500	41	Eps Car	1.8600	4100.0	113	3981	No
67	GOM_NL__2PRFIN20021204_044106_000000512011_00420_03981_2065.N1	04-DEC-2002 04:41:06	Dark	50.500	34	Gam2Vel	1.7930	23000.	101	3981	No
68	GOM_NL__2PRFIN20021204_044412_000000492011_00420_03981_2066.N1	04-DEC-2002 04:44:12	Dark	49.000	2	Alp Car	-0.73600	7000.0	98	3981	No
69	GOM_NL__2PRFIN20021204_044617_000000622011_00420_03981_2067.N1	04-DEC-2002 04:46:17	Dark	62.000	117	Pi Pup	2.7060	3800.0	124	3981	No
70	GOM_NL__2PRFIN20021204_045000_000000682011_00420_03981_2068.N1	04-DEC-2002 04:50:00	Dark	68.000	23	21Eps CMa	1.5020	26000.	136	3981	No
71	GOM_NL__2PRFIN20021204_045205_000000712011_00420_03981_2069.N1	04-DEC-2002 04:52:05	Straylight	70.500	179	24Omi2CMa	3.0320	24000.	141	3981	No
72	GOM_NL__2PRFIN20021204_045601_000000932011_00420_03981_2070.N1	04-DEC-2002 04:56:01	Straylight	92.500	1	9Alp CMa	-1.4400	11000.	185	3981	No
73	GOM_NL__2PRFIN20021204_045909_000000592011_00420_03981_2071.N1	04-DEC-2002 04:59:09	Straylight	58.500	56	53Kap Ori	2.0650	30000.	117	3981	No
74	GOM_NL__2PRFIN20021204_050212_000000582011_00420_03981_2072.N1	04-DEC-2002 05:02:12	Twi_and_stray	58.000	33	50Zet Ori	1.7660	30000.	116	3981	No
75	GOM_NL__2PRFIN20021204_050501_000000582011_00420_03981_2073.N1	04-DEC-2002 05:05:01	Twi_and_stray	57.500	27	24Gam Ori	1.6360	26000.	115	3981	No
76	GOM_NL__2PRFIN20021204_050724_000000602011_00420_03981_2074.N1	04-DEC-2002 05:07:24	Bright	60.000	13	87Alp Tau	0.86700	3800.0	120	3981	No
77	GOM_NL__2PRFIN20021204_050907_000000392011_00420_03981_2075.N1	04-DEC-2002 05:09:07	Bright	39.000	146	25Eta Tau	2.8730	15200.	78	3981	No
78	GOM_NL__2PRFIN20021204_051127_000000402011_00420_03981_2076.N1	04-DEC-2002 05:11:27	Bright	39.500	150	44Zet Per	2.8900	28000.	79	3981	No
79	GOM_NL__2PRFIN20021204_051349_000000392011_00420_03981_2077.N1	04-DEC-2002 05:13:49	Bright	38.500	79	26Bet Per	2.3100	13100.	77	3981	No
80	GOM_NL__2PRFIN20021204_051555_000000392011_00420_03981_2078.N1	04-DEC-2002 05:15:55	Bright	39.000	175	39Del Per	3.0100	19400.	78	3981	No
81	GOM_NL__2PRFIN20021204_051721_000000382011_00420_03981_2079.N1	04-DEC-2002 05:17:21	Bright	37.500	160	23Gam Per	2.9300	4700.0	75	3981	No
82	GOM_NL__2PRFIN20021204_051953_000000362011_00420_03981_2080.N1	04-DEC-2002 05:19:53	Bright	36.000	110	37Del Cas	2.6780	8900.0	72	3981	No
83	GOM_NL__2PRFIN20021204_052110_000000382011_00420_03981_2081.N1	04-DEC-2002 05:21:10	Bright	38.000	74	11Bet Cas	2.2680	6600.0	76	3981	No
84	GOM_NL__2PRFIN20021204_052726_000000392011_00420_03981_2082.N1	04-DEC-2002 05:27:26	Bright	39.000	49	1Alp UMi	1.9900	6300.0	78	3981	No
85	GOM_NL__2PRFIN20021204_053208_000000402011_00420_03981_2083.N1	04-DEC-2002 05:32:08	Bright	40.000	60	7Bet UMi	2.0810	3950.0	80	3981	No
86	GOM_NL__2PRFIN20021204_053350_000000472011_00420_03981_2084.N1	04-DEC-2002 05:33:50	Bright	46.500	36	50Alp UMa	1.8000	6300.0	93	3981	No
87	GOM_NL__2PRFIN20021204_053525_000000472011_00420_03981_2085.N1	04-DEC-2002 05:35:25	Bright	47.000	82	48Bet UMa	2.3650	10600.	94	3981	No
88	GOM_NL__2PRFIN20021204_053714_000000392011_00420_03981_2086.N1	04-DEC-2002 05:37:14	Bright	39.000	32	77Eps UMa	1.7630	11000.	78	3981	No
89	GOM_NL__2PRFIN20021204_053924_000000412011_00420_03981_2087.N1	04-DEC-2002 05:39:24	Bright	40.500	39	85Eta UMa	1.8540	24000.	81	3981	No
90	GOM_NL__2PRFIN20021204_054224_000000362011_00420_03981_2088.N1	04-DEC-2002 05:42:24	Bright	36.000	180	27Gam Boo	3.0400	8000.0	72	3981	No
91	GOM_NL__2PRFIN20021204_054525_000000382011_00420_03981_2089.N1	04-DEC-2002 05:45:25	Bright	37.500	83		2.3780	11000.	75	3981	No
92	GOM_NL__2PRFIN20021204_054758_000000382011_00420_03981_2090.N1	04-DEC-2002 05:47:58	Bright	38.000	3	16Alp Boo	-0.050000	4250.0	76	3981	No
93	GOM_NL__2PRFIN20021204_055206_000000812011_00420_03981_2091.N1	04-DEC-2002 05:52:06	Bright	81.000	96	68Del Leo	2.5600	9300.0	162	3981	No
94	GOM_NL__2PRFIN20021204_055611_000000482011_00420_03981_2092.N1	04-DEC-2002 05:56:11	Bright	47.500	121	29Gam Vir	2.7400	7200.0	95	3981	No
95	GOM_NL__2PRFIN20021204_060101_000000492011_00420_03981_2093.N1	04-DEC-2002 06:01:01	Twi_and_stray	49.000	163	7Del Crv	2.9450	11000.	98	3981	No
96	GOM_NL__2PRFIN20021204_060234_000000492011_00420_03981_2094.N1	04-DEC-2002 06:02:34	Dark	49.000	106	9Bet Crv	2.6480	5600.0	98	3981	No
97	GOM_NL__2PRFIN20021204_060425_000000412011_00420_03981_2095.N1	04-DEC-2002 06:04:25	Dark	41.000	123	1ot Cen	2.7500	10200.	82	3981	No
98	GOM_NL__2PRFIN20021204_060628_000000392011_00420_03981_2096.N1	04-DEC-2002 06:06:28	Dark	38.500	95	Zet Cen	2.5450	26000.	77	3981	No
99	GOM_NL__2PRFIN20021204_060827_000000412011_00420_03981_2097.N1	04-DEC-2002 06:08:27	Dark	40.500	64	Gam Cen	2.2000	10600.	81	3981	No
100	GOM_NL__2PRFIN20021204_060953_000000422011_00420_03981_2098.N1	04-DEC-2002 06:09:53	Dark	42.000	10	Bet Cen	0.61000	28000.	84	3981	No
101	GOM_NL__2PRFIN20021204_061158_000000402011_00421_03982_2064.N1	04-DEC-2002 06:11:58	Dark	39.500	12	Alp1Cru	0.77500	30000.	79	3982	No

102	GOM_NL__2PRFIN20021204_061730_000000412011_00421_03982_2065.N1	04-DEC-2002 06:17:30	Dark	41.000	29	Bet Car	1.6720	10200.	82	3982	No
103	GOM_NL__2PRFIN20021204_061932_000000472011_00421_03982_2066.N1	04-DEC-2002 06:19:32	Dark	47.000	41	Eps Car	1.8600	4100.0	94	3982	No
104	GOM_NL__2PRFIN20021204_062143_000000512011_00421_03982_2067.N1	04-DEC-2002 06:21:43	Dark	51.000	34	Gam2Vel	1.7930	23000.	102	3982	No
105	GOM_NL__2PRFIN20021204_062449_000000572011_00421_03982_2068.N1	04-DEC-2002 06:24:49	Dark	57.000	2	Alp Car	-0.73600	7000.0	114	3982	No
106	GOM_NL__2PRFIN20021204_062654_000000632011_00421_03982_2069.N1	04-DEC-2002 06:26:54	Dark	63.000	117	Pi Pup	2.7060	3800.0	126	3982	No
107	GOM_NL__2PRFIN20021204_063037_000000672011_00421_03982_2070.N1	04-DEC-2002 06:30:37	Dark	66.500	23	21Eps CMa	1.5020	26000.	133	3982	No
108	GOM_NL__2PRFIN20021204_063242_000000702011_00421_03982_2071.N1	04-DEC-2002 06:32:42	Straylight	69.500	179	24Omi2CMa	3.0320	24000.	139	3982	No
109	GOM_NL__2PRFIN20021204_063637_000000982011_00421_03982_2072.N1	04-DEC-2002 06:36:37	Straylight	98.000	1	9Alp CMa	-1.4400	11000.	196	3982	No
110	GOM_NL__2PRFIN20021204_063945_000000622011_00421_03982_2073.N1	04-DEC-2002 06:39:45	Straylight	61.500	56	53Kap Ori	2.0650	30000.	123	3982	No
111	GOM_NL__2PRFIN20021204_064247_000000562011_00421_03982_2074.N1	04-DEC-2002 06:42:47	Tw_i_and_stray	55.500	33	50Zet Ori	1.7660	30000.	111	3982	No
112	GOM_NL__2PRFIN20021204_064536_000000502011_00421_03982_2075.N1	04-DEC-2002 06:45:36	Tw_i_and_stray	50.000	27	24Gam Ori	1.6360	26000.	100	3982	No
113	GOM_NL__2PRFIN20021204_064759_000000602011_00421_03982_2076.N1	04-DEC-2002 06:47:59	Bright	60.000	13	87Alp Tau	0.86700	3800.0	120	3982	No
114	GOM_NL__2PRFIN20021204_064943_000000512011_00421_03982_2077.N1	04-DEC-2002 06:49:43	Bright	51.000	146	25Eta Tau	2.8730	15200.	102	3982	No
115	GOM_NL__2PRFIN20021204_065202_000000412011_00421_03982_2078.N1	04-DEC-2002 06:52:02	Bright	40.500	150	44Zet Per	2.8900	28000.	81	3982	No
116	GOM_NL__2PRFIN20021204_065425_000000382011_00421_03982_2079.N1	04-DEC-2002 06:54:25	Bright	38.000	79	26Bet Per	2.3100	13100.	76	3982	No
117	GOM_NL__2PRFIN20021204_065631_000000392011_00421_03982_2080.N1	04-DEC-2002 06:56:31	Bright	39.000	175	39Del Per	3.0100	19400.	78	3982	No
118	GOM_NL__2PRFIN20021204_065757_000000372011_00421_03982_2081.N1	04-DEC-2002 06:57:57	Bright	37.000	160	23Gam Per	2.9300	4700.0	74	3982	No
119	GOM_NL__2PRFIN20021204_070029_000000362011_00421_03982_2082.N1	04-DEC-2002 07:00:29	Bright	36.000	110	37Del Cas	2.6780	8900.0	72	3982	No
120	GOM_NL__2PRFIN20021204_070146_000000392011_00421_03982_2083.N1	04-DEC-2002 07:01:46	Bright	38.500	74	11Bet Cas	2.2680	6600.0	77	3982	No
121	GOM_NL__2PRFIN20021204_070802_000000382011_00421_03982_2084.N1	04-DEC-2002 07:08:02	Bright	37.500	49	1Alp UMi	1.9900	6300.0	75	3982	No
122	GOM_NL__2PRFIN20021204_071244_000000402011_00421_03982_2085.N1	04-DEC-2002 07:12:44	Bright	39.500	60	7Bet UMi	2.0810	3950.0	79	3982	No
123	GOM_NL__2PRFIN20021204_071426_000000452011_00421_03982_2086.N1	04-DEC-2002 07:14:26	Bright	45.000	36	50Alp UMa	1.8000	6300.0	90	3982	No
124	GOM_NL__2PRFIN20021204_071601_000000482011_00421_03982_2087.N1	04-DEC-2002 07:16:01	Bright	47.500	82	48Bet UMa	2.3650	10600.	95	3982	No
125	GOM_NL__2PRFIN20021204_071750_000000432011_00421_03982_2088.N1	04-DEC-2002 07:17:50	Bright	42.500	32	77Eps UMa	1.7630	11000.	85	3982	No
126	GOM_NL__2PRFIN20021204_072000_000000402011_00421_03982_2089.N1	04-DEC-2002 07:20:00	Bright	39.500	39	85Eta UMa	1.8540	24000.	79	3982	No
127	GOM_NL__2PRFIN20021204_072300_000000372011_00421_03982_2090.N1	04-DEC-2002 07:23:00	Bright	37.000	180	27Gam Boo	3.0400	8000.0	74	3982	No
128	GOM_NL__2PRFIN20021204_072602_000000362011_00421_03982_2091.N1	04-DEC-2002 07:26:02	Bright	36.000	83		2.3780	11000.	72	3982	No
129	GOM_NL__2PRFIN20021204_072835_000000382011_00421_03982_2092.N1	04-DEC-2002 07:28:35	Bright	38.000	3	16Alp Boo	-0.050000	4250.0	76	3982	No
130	GOM_NL__2PRFIN20021204_073243_000000852011_00421_03982_2093.N1	04-DEC-2002 07:32:43	Bright	84.500	96	68Del Leo	2.5600	9300.0	169	3982	No
131	GOM_NL__2PRFIN20021204_073648_000000502011_00421_03982_2094.N1	04-DEC-2002 07:36:48	Bright	50.000	121	29Gam Vir	2.7400	7200.0	100	3982	No
132	GOM_NL__2PRFIN20021204_074137_000000512011_00421_03982_2095.N1	04-DEC-2002 07:41:37	Tw_i_and_stray	50.500	163	7Del Crv	2.9450	11000.	101	3982	No
133	GOM_NL__2PRFIN20021204_074313_000000502011_00421_03982_2096.N1	04-DEC-2002 07:43:13	Dark	50.000	106	9Bet Crv	2.6480	5600.0	100	3982	No
134	GOM_NL__2PRFIN20021204_074500_000000422011_00421_03982_2097.N1	04-DEC-2002 07:45:00	Dark	41.500	123	1ot Cen	2.7500	10200.	83	3982	No
135	GOM_NL__2PRFIN20021204_074705_000000402011_00421_03982_2098.N1	04-DEC-2002 07:47:05	Dark	39.500	95	Zet Cen	2.5450	26000.	79	3982	No
136	GOM_NL__2PRFIN20021204_074904_000000402011_00421_03982_2099.N1	04-DEC-2002 07:49:04	Dark	40.000	64	Gam Cen	2.2000	10600.	80	3982	No
137	GOM_NL__2PRFIN20021204_075028_000000512011_00421_03982_2100.N1	04-DEC-2002 07:50:28	Dark	50.500	10	Bet Cen	0.61000	28000.	101	3982	No
138	GOM_NL__2PRFIN20021204_075234_000000442011_00422_03983_9650.N1	04-DEC-2002 07:52:34	Dark	44.000	12	Alp1Cru	0.77500	30000.	88	3983	No
139	GOM_NL__2PRFIN20021204_075807_000000422011_00422_03983_9651.N1	04-DEC-2002 07:58:07	Dark	41.500	29	Bet Car	1.6720	10200.	83	3983	No
140	GOM_NL__2PRFIN20021204_080009_000000452011_00422_03983_9652.N1	04-DEC-2002 08:00:09	Dark	44.500	41	Eps Car	1.8600	4100.0	89	3983	No
141	GOM_NL__2PRFIN20021204_080220_000000502011_00422_03983_9653.N1	04-DEC-2002 08:02:20	Dark	50.000	34	Gam2Vel	1.7930	23000.	100	3983	No
142	GOM_NL__2PRFIN20021204_080526_000000572011_00422_03983_9654.N1	04-DEC-2002 08:05:26	Dark	57.000	2	Alp Car	-0.73600	7000.0	114	3983	No
143	GOM_NL__2PRFIN20021204_080732_000000582011_00422_03983_9655.N1	04-DEC-2002 08:07:32	Dark	57.500	117	Pi Pup	2.7060	3800.0	115	3983	No
144	GOM_NL__2PRFIN20021204_081114_000000652011_00422_03983_9656.N1	04-DEC-2002 08:11:14	Dark	64.500	23	21Eps CMa	1.5020	26000.	129	3983	No
145	GOM_NL__2PRFIN20021204_081318_000000682011_00422_03983_9657.N1	04-DEC-2002 08:13:18	Straylight	68.000	179	24Omi2CMa	3.0320	24000.	136	3983	No
146	GOM_NL__2PRFIN20021204_081713_000000952011_00422_03983_9658.N1	04-DEC-2002 08:17:13	Straylight	95.000	1	9Alp CMa	-1.4400	11000.	190	3983	No
147	GOM_NL__2PRFIN20021204_082022_000000592011_00422_03983_9659.N1	04-DEC-2002 08:20:22	Straylight	58.500	56	53Kap Ori	2.0650	30000.	117	3983	No
148	GOM_NL__2PRFIN20021204_082323_000000652011_00422_03983_9660.N1	04-DEC-2002 08:23:23	Tw_i_and_stray	64.500	33	50Zet Ori	1.7660	30000.	129	3983	No
149	GOM_NL__2PRFIN20021204_082612_000000542011_00422_03983_9661.N1	04-DEC-2002 08:26:12	Tw_i_and_stray	54.000	27	24Gam Ori	1.6360	26000.	108	3983	No
150	GOM_NL__2PRFIN20021204_082836_000000552011_00422_03983_9662.N1	04-DEC-2002 08:28:36	Bright	54.500	13	87Alp Tau	0.86700	3800.0	109	3983	No
151	GOM_NL__2PRFIN20021204_083019_000000382011_00422_03983_9663.N1	04-DEC-2002 08:30:19	Bright	38.000	146	25Eta Tau	2.8730	15200.	76	3983	No
152	GOM_NL__2PRFIN20021204_083239_000000392011_00422_03983_9664.N1	04-DEC-2002 08:32:39	Bright	39.000	150	44Zet Per	2.8900	28000.	78	3983	No
153	GOM_NL__2PRFIN20021204_083501_000000382011_00422_03983_9665.N1	04-DEC-2002 08:35:01	Bright	38.000	79	26Bet Per	2.3100	13100.	76	3983	No
154	GOM_NL__2PRFIN20021204_083707_000000392011_00422_03983_9666.N1	04-DEC-2002 08:37:07	Bright	38.500	175	39Del Per	3.0100	19400.	77	3983	No
155	GOM_NL__2PRFIN20021204_083833_000000362011_00422_03983_9667.N1	04-DEC-2002 08:38:33	Bright	36.000	160	23Gam Per	2.9300	4700.0	72	3983	No
156	GOM_NL__2PRFIN20021204_084105_000000352011_00422_03983_9668.N1	04-DEC-2002 08:41:05	Bright	35.000	110	37Del Cas	2.6780	8900.0	70	3983	No
157	GOM_NL__2PRFIN20021204_084223_000000382011_00422_03983_9669.N1	04-DEC-2002 08:42:23	Bright	38.000	74	11Bet Cas	2.2680	6600.0	76	3983	No
158	GOM_NL__2PRFIN20021204_084838_000000382011_00422_03983_9670.N1	04-DEC-2002 08:48:38	Bright	38.000	49	1Alp UMi	1.9900	6300.0	76	3983	No
159	GOM_NL__2PRFIN20021204_085320_000000382011_00422_03983_9671.N1	04-DEC-2002 08:53:20	Bright	38.000	60	7Bet UMi	2.0810	3950.0	76	3983	No
160	GOM_NL__2PRFIN20021204_085502_000000472011_00422_03983_9672.N1	04-DEC-2002 08:55:02	Bright	47.000	36	50Alp UMa	1.8000	6300.0	94	3983	No

161	GOM_NL__2PRFIN20021204_085637_000000492011_00422_03983_9673.N1	04-DEC-2002 08:56:37	Bright	49.000	82	48Bet UMa	2.3650	10600.	98	3983	No
162	GOM_NL__2PRFIN20021204_085826_000000432011_00422_03983_9674.N1	04-DEC-2002 08:58:26	Bright	42.500	32	77Eps UMa	1.7630	11000.	85	3983	No
163	GOM_NL__2PRFIN20021204_090037_000000382011_00422_03983_9675.N1	04-DEC-2002 09:00:37	Bright	37.500	39	85Eta UMa	1.8540	24000.	75	3983	No
164	GOM_NL__2PRFIN20021204_090336_000000362011_00422_03983_9676.N1	04-DEC-2002 09:03:36	Bright	36.000	180	27Gam Boo	3.0400	8000.0	72	3983	No
165	GOM_NL__2PRFIN20021204_090638_000000362011_00422_03983_9677.N1	04-DEC-2002 09:06:38	Bright	36.000	83		2.3780	11000.	72	3983	No
166	GOM_NL__2PRFIN20021204_090911_000000372011_00422_03983_9678.N1	04-DEC-2002 09:09:11	Bright	36.500	3	16Alp Boo	-0.050000	4250.0	73	3983	No
167	GOM_NL__2PRFIN20021204_091320_000000832011_00422_03983_9679.N1	04-DEC-2002 09:13:20	Bright	83.000	96	68Del Leo	2.5600	9300.0	166	3983	No
168	GOM_NL__2PRFIN20021204_091724_000000492011_00422_03983_9680.N1	04-DEC-2002 09:17:24	Bright	48.500	121	29Gam Vir	2.7400	7200.0	97	3983	No
169	GOM_NL__2PRFIN20021204_092215_000000482011_00422_03983_9681.N1	04-DEC-2002 09:22:15	Twi_and_stray	48.000	163	7Del Crv	2.9450	11000.	96	3983	No
170	GOM_NL__2PRFIN20021204_092351_000000472011_00422_03983_9682.N1	04-DEC-2002 09:23:51	Dark	47.000	106	9Bet Crv	2.6480	5600.0	94	3983	No
171	GOM_NL__2PRFIN20021204_092537_000000402011_00422_03983_9683.N1	04-DEC-2002 09:25:37	Dark	40.000	123	1ot Cen	2.7500	10200.	80	3983	No
172	GOM_NL__2PRFIN20021204_092741_000000392011_00422_03983_9684.N1	04-DEC-2002 09:27:41	Dark	39.000	95	Zet Cen	2.5450	26000.	78	3983	No
173	GOM_NL__2PRFIN20021204_092940_000000422011_00422_03983_9685.N1	04-DEC-2002 09:29:40	Dark	41.500	64	Gam Cen	2.2000	10600.	83	3983	No
174	GOM_NL__2PRFIN20021204_093105_000000442011_00422_03983_9686.N1	04-DEC-2002 09:31:05	Dark	44.000	10	Bet Cen	0.61000	28000.	88	3983	No
175	GOM_NL__2PRFIN20021204_093310_000000442011_00423_03984_9650.N1	04-DEC-2002 09:33:10	Dark	44.000	12	Alp1Cru	0.77500	30000.	88	3984	No
176	GOM_NL__2PRFIN20021204_093843_000000432011_00423_03984_9651.N1	04-DEC-2002 09:38:43	Dark	43.000	29	Bet Car	1.6720	10200.	86	3984	No
177	GOM_NL__2PRFIN20021204_094046_000000462011_00423_03984_9652.N1	04-DEC-2002 09:40:46	Dark	46.000	41	Eps Car	1.8600	4100.0	92	3984	No
178	GOM_NL__2PRFIN20021204_094257_000000522011_00423_03984_9653.N1	04-DEC-2002 09:42:57	Dark	51.500	34	Gam2Vel	1.7930	23000.	103	3984	No
179	GOM_NL__2PRFIN20021204_094603_000000512011_00423_03984_9654.N1	04-DEC-2002 09:46:03	Dark	51.000	2	Alp Car	-0.73600	7000.0	102	3984	No
180	GOM_NL__2PRFIN20021204_094809_000000632011_00423_03984_9655.N1	04-DEC-2002 09:48:09	Dark	62.500	117	Pi Pup	2.7060	3800.0	125	3984	No
181	GOM_NL__2PRFIN20021204_095150_000000652011_00423_03984_9656.N1	04-DEC-2002 09:51:50	Dark	64.500	23	21Eps CMa	1.5020	26000.	129	3984	No
182	GOM_NL__2PRFIN20021204_095355_000000682011_00423_03984_9657.N1	04-DEC-2002 09:53:55	Straylight	68.000	179	24Omi2CMa	3.0320	24000.	136	3984	No
183	GOM_NL__2PRFIN20021204_095749_000000852011_00423_03984_9658.N1	04-DEC-2002 09:57:49	Straylight	85.000	1	9Alp CMa	-1.4400	11000.	170	3984	No
184	GOM_NL__2PRFIN20021204_100058_000000602011_00423_03984_9659.N1	04-DEC-2002 10:00:58	Straylight	60.000	56	53Kap Ori	2.0650	30000.	120	3984	No
185	GOM_NL__2PRFIN20021204_100358_000000622011_00423_03984_9660.N1	04-DEC-2002 10:03:58	Twi_and_stray	62.000	33	50Zet Ori	1.7660	30000.	124	3984	No
186	GOM_NL__2PRFIN20021204_100648_000000592011_00423_03984_9661.N1	04-DEC-2002 10:06:48	Twi_and_stray	58.500	27	24Gam Ori	1.6360	26000.	117	3984	No
187	GOM_NL__2PRFIN20021204_100911_000000582011_00423_03984_9662.N1	04-DEC-2002 10:09:11	Bright	57.500	13	87Alp Tau	0.86700	3800.0	115	3984	No
188	GOM_NL__2PRFIN20021204_101056_000000382011_00423_03984_9663.N1	04-DEC-2002 10:10:56	Bright	37.500	146	25Eta Tau	2.8730	15200.	75	3984	No
189	GOM_NL__2PRFIN20021204_101315_000000392011_00423_03984_9664.N1	04-DEC-2002 10:13:15	Bright	39.000	150	44Zet Per	2.8900	28000.	78	3984	No
190	GOM_NL__2PRFIN20021204_101537_000000372011_00423_03984_9665.N1	04-DEC-2002 10:15:37	Bright	36.500	79	26Bet Per	2.3100	13100.	73	3984	No
191	GOM_NL__2PRFIN20021204_101743_000000382011_00423_03984_9666.N1	04-DEC-2002 10:17:43	Bright	37.500	175	39Del Per	3.0100	19400.	75	3984	No
192	GOM_NL__2PRFIN20021204_101909_000000382011_00423_03984_9667.N1	04-DEC-2002 10:19:09	Bright	38.000	160	23Gam Per	2.9300	4700.0	76	3984	No
193	GOM_NL__2PRFIN20021204_102142_000000362011_00423_03984_9668.N1	04-DEC-2002 10:21:42	Bright	36.000	110	37Del Cas	2.6780	8900.0	72	3984	No
194	GOM_NL__2PRFIN20021204_102300_000000382011_00423_03984_9669.N1	04-DEC-2002 10:23:00	Bright	37.500	74	11Bet Cas	2.2680	6600.0	75	3984	No
195	GOM_NL__2PRFIN20021204_102915_000000382011_00423_03984_9670.N1	04-DEC-2002 10:29:15	Bright	37.500	49	1Alp UMi	1.9900	6300.0	75	3984	No
196	GOM_NL__2PRFIN20021204_103357_000000362011_00423_03984_9671.N1	04-DEC-2002 10:33:57	Bright	36.000	60	7Bet UMi	2.0810	3950.0	72	3984	No
197	GOM_NL__2PRFIN20021204_103538_000000462011_00423_03984_9672.N1	04-DEC-2002 10:35:38	Bright	46.000	36	50Alp UMa	1.8000	6300.0	92	3984	No
198	GOM_NL__2PRFIN20021204_103713_000000482011_00423_03984_9673.N1	04-DEC-2002 10:37:13	Bright	48.000	82	48Bet UMa	2.3650	10600.	96	3984	No
199	GOM_NL__2PRFIN20021204_103903_000000412011_00423_03984_9674.N1	04-DEC-2002 10:39:03	Bright	41.000	32	77Eps UMa	1.7630	11000.	82	3984	No
200	GOM_NL__2PRFIN20021204_104113_000000402011_00423_03984_9675.N1	04-DEC-2002 10:41:13	Bright	39.500	39	85Eta UMa	1.8540	24000.	79	3984	No
201	GOM_NL__2PRFIN20021204_104413_000000362011_00423_03984_9676.N1	04-DEC-2002 10:44:13	Bright	36.000	180	27Gam Boo	3.0400	8000.0	72	3984	No
202	GOM_NL__2PRFIN20021204_104715_000000362011_00423_03984_9677.N1	04-DEC-2002 10:47:15	Bright	35.500	83		2.3780	11000.	71	3984	No
203	GOM_NL__2PRFIN20021204_104948_000000372011_00423_03984_9678.N1	04-DEC-2002 10:49:48	Bright	36.500	3	16Alp Boo	-0.050000	4250.0	73	3984	No
204	GOM_NL__2PRFIN20021204_105357_000000842011_00423_03984_9679.N1	04-DEC-2002 10:53:57	Bright	83.500	96	68Del Leo	2.5600	9300.0	167	3984	No
205	GOM_NL__2PRFIN20021204_105801_000000472011_00423_03984_9680.N1	04-DEC-2002 10:58:01	Bright	47.000	121	29Gam Vir	2.7400	7200.0	94	3984	No
206	GOM_NL__2PRFIN20021204_110252_000000472011_00423_03984_9681.N1	04-DEC-2002 11:02:52	Twi_and_stray	47.000	163	7Del Crv	2.9450	11000.	94	3984	No
207	GOM_NL__2PRFIN20021204_110428_000000462011_00423_03984_9682.N1	04-DEC-2002 11:04:28	Dark	46.000	106	9Bet Crv	2.6480	5600.0	92	3984	No
208	GOM_NL__2PRFIN20021204_110614_000000412011_00423_03984_9683.N1	04-DEC-2002 11:06:14	Dark	41.000	123	1ot Cen	2.7500	10200.	82	3984	No
209	GOM_NL__2PRFIN20021204_110817_000000402011_00423_03984_9684.N1	04-DEC-2002 11:08:17	Dark	39.500	95	Zet Cen	2.5450	26000.	79	3984	No
210	GOM_NL__2PRFIN20021204_111017_000000432011_00423_03984_9685.N1	04-DEC-2002 11:10:17	Dark	42.500	64	Gam Cen	2.2000	10600.	85	3984	No
211	GOM_NL__2PRFIN20021204_111141_000000492011_00423_03984_9686.N1	04-DEC-2002 11:11:41	Dark	48.500	10	Bet Cen	0.61000	28000.	97	3984	No
212	GOM_NL__2PRFIN20021204_111346_000000402011_00424_03985_9650.N1	04-DEC-2002 11:13:46	Dark	39.500	12	Alp1Cru	0.77500	30000.	79	3985	No
213	GOM_NL__2PRFIN20021204_111920_000000402011_00424_03985_9651.N1	04-DEC-2002 11:19:20	Dark	39.500	29	Bet Car	1.6720	10200.	79	3985	No
214	GOM_NL__2PRFIN20021204_112123_000000432011_00424_03985_9652.N1	04-DEC-2002 11:21:23	Dark	43.000	41	Eps Car	1.8600	4100.0	86	3985	No
215	GOM_NL__2PRFIN20021204_112334_000000512011_00424_03985_9653.N1	04-DEC-2002 11:23:34	Dark	51.000	34	Gam2Vel	1.7930	23000.	102	3985	No
216	GOM_NL__2PRFIN20021204_112639_000000572011_00424_03985_9654.N1	04-DEC-2002 11:26:39	Dark	57.000	2	Alp Car	-0.73600	7000.0	114	3985	No
217	GOM_NL__2PRFIN20021204_112846_000000612011_00424_03985_9655.N1	04-DEC-2002 11:28:46	Dark	60.500	117	Pi Pup	2.7060	3800.0	121	3985	No
218	GOM_NL__2PRFIN20021204_113227_000000702011_00424_03985_9656.N1	04-DEC-2002 11:32:27	Dark	69.500	23	21Eps CMa	1.5020	26000.	139	3985	No
219	GOM_NL__2PRFIN20021204_113431_000000712011_00424_03985_9657.N1	04-DEC-2002 11:34:31	Straylight	70.500	179	24Omi2CMa	3.0320	24000.	141	3985	No

220	GOM_NL__2PRFIN20021204_113825_000000952011_00424_03985_9658.N1	04-DEC-2002 11:38:25	Straylight	94.500	1	9Alp CMa	-1.4400	11000.	189	3985	No
221	GOM_NL__2PRFIN20021204_114159_000000592011_00424_03985_9659.N1	04-DEC-2002 11:41:59	Straylight	58.500	7	19Bet Ori	0.10000	14000.	117	3985	No
222	GOM_NL__2PRFIN20021204_114447_000000612011_00424_03985_9660.N1	04-DEC-2002 11:44:47	Tw_i_and_stray	61.000	30	46Eps Ori	1.6940	30000.	122	3985	No
223	GOM_NL__2PRFIN20021204_114852_000000782011_00424_03985_9661.N1	04-DEC-2002 11:48:52	Bright	78.000	14	58Alp Ori	0.87000	3000.0	156	3985	No
224	GOM_NL__2PRFIN20021204_115132_000000392011_00424_03985_9662.N1	04-DEC-2002 11:51:32	Bright	38.500	146	25Eta Tau	2.8730	15200.	77	3985	No
225	GOM_NL__2PRFIN20021204_115351_000000392011_00424_03985_9663.N1	04-DEC-2002 11:53:51	Bright	38.500	150	44Zet Per	2.8900	28000.	77	3985	No
226	GOM_NL__2PRFIN20021204_115613_000000382011_00424_03985_9664.N1	04-DEC-2002 11:56:13	Bright	37.500	79	26Bet Per	2.3100	13100.	75	3985	No
227	GOM_NL__2PRFIN20021204_115819_000000372011_00424_03985_9665.N1	04-DEC-2002 11:58:19	Bright	37.000	175	39Del Per	3.0100	19400.	74	3985	No
228	GOM_NL__2PRFIN20021204_115945_000000382011_00424_03985_9666.N1	04-DEC-2002 11:59:45	Bright	37.500	160	23Gam Per	2.9300	4700.0	75	3985	No
229	GOM_NL__2PRFIN20021204_120218_000000372011_00424_03985_9667.N1	04-DEC-2002 12:02:18	Bright	36.500	110	37Del Cas	2.6780	8900.0	73	3985	No
230	GOM_NL__2PRFIN20021204_120336_000000392011_00424_03985_9668.N1	04-DEC-2002 12:03:36	Bright	38.500	74	11Bet Cas	2.2680	6600.0	77	3985	No
231	GOM_NL__2PRFIN20021204_120950_000000372011_00424_03985_9669.N1	04-DEC-2002 12:09:50	Bright	37.000	49	1Alp UMi	1.9900	6300.0	74	3985	No
232	GOM_NL__2PRFIN20021204_121433_000000392011_00424_03985_9670.N1	04-DEC-2002 12:14:33	Bright	39.000	60	7Bet UMi	2.0810	3950.0	78	3985	No
233	GOM_NL__2PRFIN20021204_121613_000000422011_00424_03985_9671.N1	04-DEC-2002 12:16:13	Bright	42.000	36	50Alp UMa	1.8000	6300.0	84	3985	No
234	GOM_NL__2PRFIN20021204_121748_000000462011_00424_03985_9672.N1	04-DEC-2002 12:17:48	Bright	45.500	82	48Bet UMa	2.3650	10600.	91	3985	No
235	GOM_NL__2PRFIN20021204_121938_000000382011_00424_03985_9673.N1	04-DEC-2002 12:19:38	Bright	38.000	32	77Eps UMa	1.7630	11000.	76	3985	No
236	GOM_NL__2PRFIN20021204_122149_000000382011_00424_03985_9674.N1	04-DEC-2002 12:21:49	Bright	38.000	39	85Eta UMa	1.8540	24000.	76	3985	No
237	GOM_NL__2PRFIN20021204_122449_000000352011_00424_03985_9675.N1	04-DEC-2002 12:24:49	Bright	35.000	180	27Gam Boo	3.0400	8000.0	70	3985	No
238	GOM_NL__2PRFIN20021204_122751_000000362011_00424_03985_9676.N1	04-DEC-2002 12:27:51	Bright	36.000	83		2.3780	11000.	72	3985	No
239	GOM_NL__2PRFIN20021204_123024_000000372011_00424_03985_9677.N1	04-DEC-2002 12:30:24	Bright	36.500	3	16Alp Boo	-0.050000	4250.0	73	3985	No
240	GOM_NL__2PRFIN20021204_123434_000000832011_00424_03985_9678.N1	04-DEC-2002 12:34:34	Bright	82.500	96	68Del Leo	2.5600	9300.0	165	3985	No
241	GOM_NL__2PRFIN20021204_123909_000000402011_00424_03985_9679.N1	04-DEC-2002 12:39:09	Dark	40.000	1014	Mars	0.0000	0.0000	80	3985	Yes
242	GOM_NL__2PRFIN20021204_124329_000000482011_00424_03985_9680.N1	04-DEC-2002 12:43:29	Tw_i_and_stray	47.500	163	7Del Crv	2.9450	11000.	95	3985	No
243	GOM_NL__2PRFIN20021204_124503_000000472011_00424_03985_9681.N1	04-DEC-2002 12:45:03	Dark	47.000	106	9Bet Crv	2.6480	5600.0	94	3985	No
244	GOM_NL__2PRFIN20021204_124650_000000402011_00424_03985_9682.N1	04-DEC-2002 12:46:50	Dark	39.500	123	1ot Cen	2.7500	10200.	79	3985	No
245	GOM_NL__2PRFIN20021204_124853_000000392011_00424_03985_9683.N1	04-DEC-2002 12:48:53	Dark	38.500	95	Zet Cen	2.5450	26000.	77	3985	No
246	GOM_NL__2PRFIN20021204_125053_000000402011_00424_03985_9684.N1	04-DEC-2002 12:50:53	Dark	39.500	64	Gam Cen	2.2000	10600.	79	3985	No
247	GOM_NL__2PRFIN20021204_125217_000000432011_00424_03985_9685.N1	04-DEC-2002 12:52:17	Dark	43.000	10	Bet Cen	0.61000	28000.	86	3985	No
248	GOM_NL__2PRFIN20021204_125423_000000412011_00425_03986_9650.N1	04-DEC-2002 12:54:23	Dark	41.000	12	Alp1Cru	0.77500	30000.	82	3986	No
249	GOM_NL__2PRFIN20021204_125957_000000402011_00425_03986_9651.N1	04-DEC-2002 12:59:57	Dark	39.500	29	Bet Car	1.6720	10200.	79	3986	No
250	GOM_NL__2PRFIN20021204_130200_000000502011_00425_03986_9652.N1	04-DEC-2002 13:02:00	Dark	49.500	41	Eps Car	1.8600	4100.0	99	3986	No
251	GOM_NL__2PRFIN20021204_130411_000000502011_00425_03986_9653.N1	04-DEC-2002 13:04:11	Dark	49.500	34	Gam2Vel	1.7930	23000.	99	3986	No
252	GOM_NL__2PRFIN20021204_130716_000000532011_00425_03986_9654.N1	04-DEC-2002 13:07:16	Dark	52.500	2	Alp Car	-0.73600	7000.0	105	3986	No
253	GOM_NL__2PRFIN20021204_130923_000000632011_00425_03986_9655.N1	04-DEC-2002 13:09:23	Dark	63.000	117	Pi Pup	2.7060	3800.0	126	3986	No
254	GOM_NL__2PRFIN20021204_131304_000000622011_00425_03986_9656.N1	04-DEC-2002 13:13:04	Dark	61.500	23	21Eps CMa	1.5020	26000.	123	3986	No
255	GOM_NL__2PRFIN20021204_131508_000000662011_00425_03986_9657.N1	04-DEC-2002 13:15:08	Straylight	65.500	179	24Omi2CMa	3.0320	24000.	131	3986	No
256	GOM_NL__2PRFIN20021204_131902_000000872011_00425_03986_9658.N1	04-DEC-2002 13:19:02	Straylight	87.000	1	9Alp CMa	-1.4400	11000.	174	3986	No
257	GOM_NL__2PRFIN20021204_132235_000000652011_00425_03986_9659.N1	04-DEC-2002 13:22:35	Straylight	65.000	7	19Bet Ori	0.10000	14000.	130	3986	No
258	GOM_NL__2PRFIN20021204_132523_000000612011_00425_03986_9660.N1	04-DEC-2002 13:25:23	Tw_i_and_stray	60.500	30	46Eps Ori	1.6940	30000.	121	3986	No
259	GOM_NL__2PRFIN20021204_132927_000000882011_00425_03986_9661.N1	04-DEC-2002 13:29:27	Bright	88.000	14	58Alp Ori	0.87000	3000.0	176	3986	No
260	GOM_NL__2PRFIN20021204_133208_000000392011_00425_03986_9662.N1	04-DEC-2002 13:32:08	Bright	38.500	146	25Eta Tau	2.8730	15200.	77	3986	No
261	GOM_NL__2PRFIN20021204_133427_000000392011_00425_03986_9663.N1	04-DEC-2002 13:34:27	Bright	39.000	150	44Zet Per	2.8900	28000.	78	3986	No
262	GOM_NL__2PRFIN20021204_133650_000000372011_00425_03986_9664.N1	04-DEC-2002 13:36:50	Bright	37.000	79	26Bet Per	2.3100	13100.	74	3986	No
263	GOM_NL__2PRFIN20021204_133855_000000372011_00425_03986_9665.N1	04-DEC-2002 13:38:55	Bright	36.500	175	39Del Per	3.0100	19400.	73	3986	No
264	GOM_NL__2PRFIN20021204_134022_000000362011_00425_03986_9666.N1	04-DEC-2002 13:40:22	Bright	36.000	160	23Gam Per	2.9300	4700.0	72	3986	No
265	GOM_NL__2PRFIN20021204_134254_000000362011_00425_03986_9667.N1	04-DEC-2002 13:42:54	Bright	36.000	110	37Del Cas	2.6780	8900.0	72	3986	No
266	GOM_NL__2PRFIN20021204_134413_000000382011_00425_03986_9668.N1	04-DEC-2002 13:44:13	Bright	37.500	74	11Bet Cas	2.2680	6600.0	75	3986	No
267	GOM_NL__2PRFIN20021204_135027_000000362011_00425_03986_9669.N1	04-DEC-2002 13:50:27	Bright	35.500	49	1Alp UMi	1.9900	6300.0	71	3986	No
268	GOM_NL__2PRFIN20021204_135509_000000332011_00425_03986_9670.N1	04-DEC-2002 13:55:09	Bright	33.000	60	7Bet UMi	2.0810	3950.0	66	3986	No
269	GOM_NL__2PRFIN20021204_135649_000000462011_00425_03986_9671.N1	04-DEC-2002 13:56:49	Bright	46.000	36	50Alp UMa	1.8000	6300.0	92	3986	No
270	GOM_NL__2PRFIN20021204_135824_000000462011_00425_03986_9672.N1	04-DEC-2002 13:58:24	Bright	46.000	82	48Bet UMa	2.3650	10600.	92	3986	No
271	GOM_NL__2PRFIN20021204_140015_000000412011_00425_03986_9673.N1	04-DEC-2002 14:00:15	Bright	40.500	32	77Eps UMa	1.7630	11000.	81	3986	No
272	GOM_NL__2PRFIN20021204_140226_000000362011_00425_03986_9674.N1	04-DEC-2002 14:02:26	Bright	35.500	39	85Eta UMa	1.8540	24000.	71	3986	No
273	GOM_NL__2PRFIN20021204_140525_000000352011_00425_03986_9675.N1	04-DEC-2002 14:05:25	Bright	34.500	180	27Gam Boo	3.0400	8000.0	69	3986	No
274	GOM_NL__2PRFIN20021204_140828_000000342011_00425_03986_9676.N1	04-DEC-2002 14:08:28	Bright	34.000	83		2.3780	11000.	68	3986	No
275	GOM_NL__2PRFIN20021204_141100_000000362011_00425_03986_9677.N1	04-DEC-2002 14:11:00	Bright	36.000	3	16Alp Boo	-0.050000	4250.0	72	3986	No
276	GOM_NL__2PRFIN20021204_141511_000000792011_00425_03986_9678.N1	04-DEC-2002 14:15:11	Bright	78.500	96	68Del Leo	2.5600	9300.0	157	3986	No
277	GOM_NL__2PRFIN20021204_141946_000000452011_00425_03986_9679.N1	04-DEC-2002 14:19:46	Dark	45.000	1014	Mars	0.0000	0.0000	90	3986	Yes
278	GOM_NL__2PRFIN20021204_142406_000000462011_00425_03986_9680.N1	04-DEC-2002 14:24:06	Tw_i_and_stray	45.500	163	7Del Crv	2.9450	11000.	91	3986	No

279	GOM_NL__2PRFIN20021204_142541_000000502011_00425_03986_9681.N1	04-DEC-2002 14:25:41	Dark	49.500	106	9Bet Crv	2.6480	5600.0	99	3986	No
280	GOM_NL__2PRFIN20021204_142727_000000422011_00425_03986_9682.N1	04-DEC-2002 14:27:27	Dark	42.000	123	lot Cen	2.7500	10200.	84	3986	No
281	GOM_NL__2PRFIN20021204_142929_000000402011_00425_03986_9683.N1	04-DEC-2002 14:29:29	Dark	39.500	95	Zet Cen	2.5450	26000.	79	3986	No
282	GOM_NL__2PRFIN20021204_143130_000000412011_00425_03986_9684.N1	04-DEC-2002 14:31:30	Dark	41.000	64	Gam Cen	2.2000	10600.	82	3986	No
283	GOM_NL__2PRFIN20021204_143253_000000462011_00425_03986_9685.N1	04-DEC-2002 14:32:53	Dark	46.000	10	Bet Cen	0.61000	28000.	92	3986	No
284	GOM_NL__2PRFIN20021204_143500_000000422011_00426_03987_9650.N1	04-DEC-2002 14:35:00	Dark	42.000	12	Alp1Cru	0.77500	30000.	84	3987	No
285	GOM_NL__2PRFIN20021204_144033_000000402011_00426_03987_9651.N1	04-DEC-2002 14:40:33	Dark	39.500	29	Bet Car	1.6720	10200.	79	3987	No
286	GOM_NL__2PRFIN20021204_144237_000000472011_00426_03987_9652.N1	04-DEC-2002 14:42:37	Dark	46.500	41	Eps Car	1.8600	4100.0	93	3987	No
287	GOM_NL__2PRFIN20021204_144449_000000492011_00426_03987_9653.N1	04-DEC-2002 14:44:49	Dark	49.000	34	Gam2Vel	1.7930	23000.	98	3987	No
288	GOM_NL__2PRFIN20021204_144753_000000502011_00426_03987_9654.N1	04-DEC-2002 14:47:53	Dark	49.500	2	Alp Car	-0.73600	7000.0	99	3987	No
289	GOM_NL__2PRFIN20021204_145000_000000602011_00426_03987_9655.N1	04-DEC-2002 14:50:00	Dark	60.000	117	Pi Pup	2.7060	3800.0	120	3987	No
290	GOM_NL__2PRFIN20021204_145341_000000642011_00426_03987_9656.N1	04-DEC-2002 14:53:41	Dark	64.000	23	21Eps CMa	1.5020	26000.	128	3987	No
291	GOM_NL__2PRFIN20021204_145545_000000652011_00426_03987_9657.N1	04-DEC-2002 14:55:45	Straylight	64.500	179	24Omi2CMa	3.0320	24000.	129	3987	No
292	GOM_NL__2PRFIN20021204_145938_000000882011_00426_03987_9658.N1	04-DEC-2002 14:59:38	Straylight	88.000	1	9Alp CMa	-1.4400	11000.	176	3987	No
293	GOM_NL__2PRFIN20021204_150311_000000582011_00426_03987_9659.N1	04-DEC-2002 15:03:11	Straylight	57.500	7	19Bet Ori	0.10000	14000.	115	3987	No
294	GOM_NL__2PRFIN20021204_150559_000000622011_00426_03987_9660.N1	04-DEC-2002 15:05:59	Tw_i_and_stray	62.000	30	46Eps Ori	1.6940	30000.	124	3987	No
295	GOM_NL__2PRFIN20021204_151003_000000882011_00426_03987_9661.N1	04-DEC-2002 15:10:03	Bright	88.000	14	58Alp Ori	0.87000	3000.0	176	3987	No
296	GOM_NL__2PRFIN20021204_151244_000000392011_00426_03987_9662.N1	04-DEC-2002 15:12:44	Bright	39.000	146	25Eta Tau	2.8730	15200.	78	3987	No
297	GOM_NL__2PRFIN20021204_151502_000000402011_00426_03987_9663.N1	04-DEC-2002 15:15:02	Bright	39.500	150	44Zet Per	2.8900	28000.	79	3987	No
298	GOM_NL__2PRFIN20021204_151724_000000392011_00426_03987_9664.N1	04-DEC-2002 15:17:24	Bright	39.000	79	26Bet Per	2.3100	13100.	78	3987	No
299	GOM_NL__2PRFIN20021204_151927_000000402011_00426_03987_9665.N1	04-DEC-2002 15:19:27	Bright	40.000	175	39Del Per	3.0100	19400.	80	3987	No
300	GOM_NL__2PRFIN20021204_152057_000000362011_00426_03987_9666.N1	04-DEC-2002 15:20:57	Bright	36.000	160	23Gam Per	2.9300	4700.0	72	3987	No
301	GOM_NL__2PRFIN20021204_152330_000000362011_00426_03987_9667.N1	04-DEC-2002 15:23:30	Bright	36.000	110	37Del Cas	2.6780	8900.0	72	3987	No
302	GOM_NL__2PRFIN20021204_152448_000000392011_00426_03987_9668.N1	04-DEC-2002 15:24:48	Bright	38.500	74	11Bet Cas	2.2680	6600.0	77	3987	No
303	GOM_NL__2PRFIN20021204_153102_000000392011_00426_03987_9669.N1	04-DEC-2002 15:31:02	Bright	38.500	49	1Alp UMi	1.9900	6300.0	77	3987	No
304	GOM_NL__2PRFIN20021204_153541_000000412011_00426_03987_9670.N1	04-DEC-2002 15:35:41	Bright	41.000	60	7Bet UMi	2.0810	3950.0	82	3987	No
305	GOM_NL__2PRFIN20021204_153723_000000482011_00426_03987_9671.N1	04-DEC-2002 15:37:23	Bright	47.500	36	50Alp UMa	1.8000	6300.0	95	3987	No
306	GOM_NL__2PRFIN20021204_153857_000000502011_00426_03987_9672.N1	04-DEC-2002 15:38:57	Bright	49.500	82	48Bet UMa	2.3650	10600.	99	3987	No
307	GOM_NL__2PRFIN20021204_154049_000000442011_00426_03987_9673.N1	04-DEC-2002 15:40:49	Bright	44.000	32	77Eps UMa	1.7630	11000.	88	3987	No
308	GOM_NL__2PRFIN20021204_154258_000000432011_00426_03987_9674.N1	04-DEC-2002 15:42:58	Bright	43.000	39	85Eta UMa	1.8540	24000.	86	3987	No
309	GOM_NL__2PRFIN20021204_154600_000000382011_00426_03987_9675.N1	04-DEC-2002 15:46:00	Bright	37.500	180	27Gam Boo	3.0400	8000.0	75	3987	No
310	GOM_NL__2PRFIN20021204_154900_000000392011_00426_03987_9676.N1	04-DEC-2002 15:49:00	Bright	39.000	83		2.3780	11000.	78	3987	No
311	GOM_NL__2PRFIN20021204_155134_000000382011_00426_03987_9677.N1	04-DEC-2002 15:51:34	Bright	37.500	3	16Alp Boo	-0.050000	4250.0	75	3987	No
312	GOM_NL__2PRFIN20021204_155548_000000802011_00426_03987_9678.N1	04-DEC-2002 15:55:48	Bright	80.000	96	68Del Leo	2.5600	9300.0	160	3987	No
313	GOM_NL__2PRFIN20021204_160021_000000392011_00426_03987_9679.N1	04-DEC-2002 16:00:21	Dark	39.000	1014	Mars	0.0000	0.0000	78	3987	Yes
314	GOM_NL__2PRFIN20021204_160439_000000522011_00426_03987_9680.N1	04-DEC-2002 16:04:39	Tw_i_and_stray	52.000	163	7Del Crv	2.9450	11000.	104	3987	No
315	GOM_NL__2PRFIN20021204_160617_000000522011_00426_03987_9681.N1	04-DEC-2002 16:06:17	Dark	51.500	106	9Bet Crv	2.6480	5600.0	103	3987	No
316	GOM_NL__2PRFIN20021204_160802_000000412011_00426_03987_9682.N1	04-DEC-2002 16:08:02	Dark	40.500	123	lot Cen	2.7500	10200.	81	3987	No
317	GOM_NL__2PRFIN20021204_161005_000000392011_00426_03987_9683.N1	04-DEC-2002 16:10:05	Dark	38.500	95	Zet Cen	2.5450	26000.	77	3987	No
318	GOM_NL__2PRFIN20021204_161206_000000432011_00426_03987_9684.N1	04-DEC-2002 16:12:06	Dark	43.000	64	Gam Cen	2.2000	10600.	86	3987	No
319	GOM_NL__2PRFIN20021204_161329_000000412011_00426_03987_9685.N1	04-DEC-2002 16:13:29	Dark	41.000	10	Bet Cen	0.61000	28000.	82	3987	No
320	GOM_NL__2PRFIN20021204_161535_000000482011_00427_03988_9650.N1	04-DEC-2002 16:15:35	Dark	48.000	12	Alp1Cru	0.77500	30000.	96	3988	No
321	GOM_NL__2PRFIN20021204_162109_000000432011_00427_03988_9651.N1	04-DEC-2002 16:21:09	Dark	43.000	29	Bet Car	1.6720	10200.	86	3988	No
322	GOM_NL__2PRFIN20021204_162312_000000472011_00427_03988_9652.N1	04-DEC-2002 16:23:12	Dark	47.000	41	Eps Car	1.8600	4100.0	94	3988	No
323	GOM_NL__2PRFIN20021204_162522_000000562011_00427_03988_9653.N1	04-DEC-2002 16:25:22	Dark	56.000	34	Gam2Vel	1.7930	23000.	112	3988	No
324	GOM_NL__2PRFIN20021204_162828_000000542011_00427_03988_9654.N1	04-DEC-2002 16:28:28	Dark	54.000	2	Alp Car	-0.73600	7000.0	108	3988	No
325	GOM_NL__2PRFIN20021204_163033_000000642011_00427_03988_9655.N1	04-DEC-2002 16:30:33	Dark	63.500	117	Pi Pup	2.7060	3800.0	127	3988	No
326	GOM_NL__2PRFIN20021204_163415_000000712011_00427_03988_9656.N1	04-DEC-2002 16:34:15	Dark	70.500	23	21Eps CMa	1.5020	26000.	141	3988	No
327	GOM_NL__2PRFIN20021204_163620_000000692011_00427_03988_9657.N1	04-DEC-2002 16:36:20	Straylight	69.000	179	24Omi2CMa	3.0320	24000.	138	3988	No
328	GOM_NL__2PRFIN20021204_164012_000000842011_00427_03988_9658.N1	04-DEC-2002 16:40:12	Straylight	83.500	1	9Alp CMa	-1.4400	11000.	167	3988	No
329	GOM_NL__2PRFIN20021204_164345_000000652011_00427_03988_9659.N1	04-DEC-2002 16:43:45	Straylight	65.000	7	19Bet Ori	0.10000	14000.	130	3988	No
330	GOM_NL__2PRFIN20021204_164633_000000602011_00427_03988_9660.N1	04-DEC-2002 16:46:33	Tw_i_and_stray	60.000	30	46Eps Ori	1.6940	30000.	120	3988	No
331	GOM_NL__2PRFIN20021204_165037_000000862011_00427_03988_9661.N1	04-DEC-2002 16:50:37	Bright	85.500	14	58Alp Ori	0.87000	3000.0	171	3988	No
332	GOM_NL__2PRFIN20021204_165316_000000432011_00427_03988_9662.N1	04-DEC-2002 16:53:16	Bright	42.500	146	25Eta Tau	2.8730	15200.	85	3988	No
333	GOM_NL__2PRFIN20021204_165536_000000412011_00427_03988_9663.N1	04-DEC-2002 16:55:36	Bright	40.500	150	44Zet Per	2.8900	28000.	81	3988	No
334	GOM_NL__2PRFIN20021204_165801_000000372011_00427_03988_9664.N1	04-DEC-2002 16:58:01	Bright	37.000	79	26Bet Per	2.3100	13100.	74	3988	No
335	GOM_NL__2PRFIN20021204_170003_000000412011_00427_03988_9665.N1	04-DEC-2002 17:00:03	Bright	40.500	175	39Del Per	3.0100	19400.	81	3988	No
336	GOM_NL__2PRFIN20021204_170132_000000382011_00427_03988_9666.N1	04-DEC-2002 17:01:32	Bright	38.000	160	23Gam Per	2.9300	4700.0	76	3988	No
337	GOM_NL__2PRFIN20021204_170406_000000372011_00427_03988_9667.N1	04-DEC-2002 17:04:06	Bright	36.500	110	37Del Cas	2.6780	8900.0	73	3988	No

338	GOM_NL__2PRFIN20021204_170525_000000392011_00427_03988_9668.N1	04-DEC-2002 17:05:25	Bright	39.000	74	11Bet Cas	2.2680	6600.0	78	3988	No
339	GOM_NL__2PRFIN20021204_171137_000000392011_00427_03988_9669.N1	04-DEC-2002 17:11:37	Bright	39.000	49	1Alp UMi	1.9900	6300.0	78	3988	No
340	GOM_NL__2PRFIN20021204_171619_000000402011_00427_03988_9670.N1	04-DEC-2002 17:16:19	Bright	40.000	60	7Bet UMi	2.0810	3950.0	80	3988	No
341	GOM_NL__2PRFIN20021204_171759_000000442011_00427_03988_9671.N1	04-DEC-2002 17:17:59	Bright	43.500	36	50Alp UMa	1.8000	6300.0	87	3988	No
342	GOM_NL__2PRFIN20021204_171934_000000462011_00427_03988_9672.N1	04-DEC-2002 17:19:34	Bright	46.000	82	48Bet UMa	2.3650	10600.	92	3988	No
343	GOM_NL__2PRFIN20021204_172125_000000402011_00427_03988_9673.N1	04-DEC-2002 17:21:25	Bright	40.000	32	77Eps UMa	1.7630	11000.	80	3988	No
344	GOM_NL__2PRFIN20021204_172336_000000402011_00427_03988_9674.N1	04-DEC-2002 17:23:36	Bright	39.500	39	85Eta UMa	1.8540	24000.	79	3988	No
345	GOM_NL__2PRFIN20021204_172635_000000382011_00427_03988_9675.N1	04-DEC-2002 17:26:35	Bright	37.500	180	27Gam Boo	3.0400	8000.0	75	3988	No
346	GOM_NL__2PRFIN20021204_172938_000000372011_00427_03988_9676.N1	04-DEC-2002 17:29:38	Bright	37.000	83		2.3780	11000.	74	3988	No
347	GOM_NL__2PRFIN20021204_173211_000000382011_00427_03988_9677.N1	04-DEC-2002 17:32:11	Bright	37.500	3	16Alp Boo	-0.050000	4250.0	75	3988	No
348	GOM_NL__2PRFIN20021204_173625_000000862011_00427_03988_9678.N1	04-DEC-2002 17:36:25	Bright	85.500	96	68Del Leo	2.5600	9300.0	171	3988	No
349	GOM_NL__2PRFIN20021204_174058_000000402011_00427_03988_9679.N1	04-DEC-2002 17:40:58	Dark	40.000	1014	Mars	0.0000	0.0000	80	3988	Yes
350	GOM_NL__2PRFIN20021204_174518_000000492011_00427_03988_9680.N1	04-DEC-2002 17:45:18	Tw_i_and_stray	48.500	163	7Del Crv	2.9450	11000.	97	3988	No
351	GOM_NL__2PRFIN20021204_174654_000000512011_00427_03988_9681.N1	04-DEC-2002 17:46:54	Dark	51.000	106	9Bet Crv	2.6480	5600.0	102	3988	No
352	GOM_NL__2PRFIN20021204_174839_000000412011_00427_03988_9682.N1	04-DEC-2002 17:48:39	Dark	40.500	123	1ot Cen	2.7500	10200.	81	3988	No
353	GOM_NL__2PRFIN20021204_175041_000000392011_00427_03988_9683.N1	04-DEC-2002 17:50:41	Dark	39.000	95	Zet Cen	2.5450	26000.	78	3988	No
354	GOM_NL__2PRFIN20021204_175242_000000442011_00427_03988_9684.N1	04-DEC-2002 17:52:42	Dark	44.000	64	Gam Cen	2.2000	10600.	88	3988	No
355	GOM_NL__2PRFIN20021204_175405_000000412011_00427_03988_9685.N1	04-DEC-2002 17:54:05	Dark	41.000	10	Bet Cen	0.61000	28000.	82	3988	No
356	GOM_NL__2PRFIN20021204_175611_000000442011_00428_03989_2142.N1	04-DEC-2002 17:56:11	Dark	44.000	12	Alp1Cru	0.77500	30000.	88	3989	No
357	GOM_NL__2PRFIN20021204_180145_000000402011_00428_03989_2143.N1	04-DEC-2002 18:01:45	Dark	40.000	29	Bet Car	1.6720	10200.	80	3989	No
358	GOM_NL__2PRFIN20021204_180348_000000492011_00428_03989_2144.N1	04-DEC-2002 18:03:48	Dark	48.500	41	Eps Car	1.8600	4100.0	97	3989	No
359	GOM_NL__2PRFIN20021204_180558_000000542011_00428_03989_2145.N1	04-DEC-2002 18:05:58	Dark	54.000	34	Gam2Vel	1.7930	23000.	108	3989	No
360	GOM_NL__2PRFIN20021204_180905_000000572011_00428_03989_2146.N1	04-DEC-2002 18:09:05	Dark	57.000	2	Alp Car	-0.73600	7000.0	114	3989	No
361	GOM_NL__2PRFIN20021204_181111_000000652011_00428_03989_2147.N1	04-DEC-2002 18:11:11	Dark	65.000	117	Pi Pup	2.7060	3800.0	130	3989	No
362	GOM_NL__2PRFIN20021204_181452_000000672011_00428_03989_2148.N1	04-DEC-2002 18:14:52	Dark	67.000	23	21Eps CMa	1.5020	26000.	134	3989	No
363	GOM_NL__2PRFIN20021204_181656_000000712011_00428_03989_2149.N1	04-DEC-2002 18:16:56	Straylight	71.000	179	24Omi2CMa	3.0320	24000.	142	3989	No
364	GOM_NL__2PRFIN20021204_182048_000000932011_00428_03989_2150.N1	04-DEC-2002 18:20:48	Straylight	92.500	1	9Alp CMa	-1.4400	11000.	185	3989	No
365	GOM_NL__2PRFIN20021204_182419_000000622011_00428_03989_2151.N1	04-DEC-2002 18:24:19	Straylight	61.500	7	19Bet Ori	0.10000	14000.	123	3989	No
366	GOM_NL__2PRFIN20021204_182709_000000602011_00428_03989_2152.N1	04-DEC-2002 18:27:09	Tw_i_and_stray	60.000	30	46Eps Ori	1.6940	30000.	120	3989	No
367	GOM_NL__2PRFIN20021204_183112_000000802011_00428_03989_2153.N1	04-DEC-2002 18:31:12	Bright	79.500	14	58Alp Ori	0.87000	3000.0	159	3989	No
368	GOM_NL__2PRFIN20021204_183352_000000412011_00428_03989_2154.N1	04-DEC-2002 18:33:52	Bright	41.000	146	25Eta Tau	2.8730	15200.	82	3989	No
369	GOM_NL__2PRFIN20021204_183612_000000402011_00428_03989_2155.N1	04-DEC-2002 18:36:12	Bright	40.000	150	44Zet Per	2.8900	28000.	80	3989	No
370	GOM_NL__2PRFIN20021204_183836_000000382011_00428_03989_2156.N1	04-DEC-2002 18:38:36	Bright	38.000	79	26Bet Per	2.3100	13100.	76	3989	No
371	GOM_NL__2PRFIN20021204_184041_000000392011_00428_03989_2157.N1	04-DEC-2002 18:40:41	Bright	38.500	175	39Del Per	3.0100	19400.	77	3989	No
372	GOM_NL__2PRFIN20021204_184208_000000392011_00428_03989_2158.N1	04-DEC-2002 18:42:08	Bright	39.000	160	23Gam Per	2.9300	4700.0	78	3989	No
373	GOM_NL__2PRFIN20021204_184442_000000372011_00428_03989_2159.N1	04-DEC-2002 18:44:42	Bright	36.500	110	37Del Cas	2.6780	8900.0	73	3989	No
374	GOM_NL__2PRFIN20021204_184601_000000382011_00428_03989_2160.N1	04-DEC-2002 18:46:01	Bright	37.500	74	11Bet Cas	2.2680	6600.0	75	3989	No
375	GOM_NL__2PRFIN20021204_185213_000000392011_00428_03989_2161.N1	04-DEC-2002 18:52:13	Bright	38.500	49	1Alp UMi	1.9900	6300.0	77	3989	No
376	GOM_NL__2PRFIN20021204_185655_000000362011_00428_03989_2162.N1	04-DEC-2002 18:56:55	Bright	36.000	60	7Bet UMi	2.0810	3950.0	72	3989	No
377	GOM_NL__2PRFIN20021204_185834_000000472011_00428_03989_2163.N1	04-DEC-2002 18:58:34	Bright	47.000	36	50Alp UMa	1.8000	6300.0	94	3989	No
378	GOM_NL__2PRFIN20021204_190009_000000492011_00428_03989_2164.N1	04-DEC-2002 19:00:09	Bright	48.500	82	48Bet UMa	2.3650	10600.	97	3989	No
379	GOM_NL__2PRFIN20021204_190201_000000442011_00428_03989_2165.N1	04-DEC-2002 19:02:01	Bright	44.000	32	77Eps UMa	1.7630	11000.	88	3989	No
380	GOM_NL__2PRFIN20021204_190412_000000382011_00428_03989_2166.N1	04-DEC-2002 19:04:12	Bright	38.000	39	85Eta UMa	1.8540	24000.	76	3989	No
381	GOM_NL__2PRFIN20021204_190712_000000372011_00428_03989_2167.N1	04-DEC-2002 19:07:12	Bright	37.000	180	27Gam Boo	3.0400	8000.0	74	3989	No
382	GOM_NL__2PRFIN20021204_191012_000000402011_00428_03989_2168.N1	04-DEC-2002 19:10:12	Bright	39.500	83		2.3780	11000.	79	3989	No
383	GOM_NL__2PRFIN20021204_191247_000000392011_00428_03989_2169.N1	04-DEC-2002 19:12:47	Bright	38.500	3	16Alp Boo	-0.050000	4250.0	77	3989	No
384	GOM_NL__2PRFIN20021204_191702_000000862011_00428_03989_2170.N1	04-DEC-2002 19:17:02	Bright	85.500	96	68Del Leo	2.5600	9300.0	171	3989	No
385	GOM_NL__2PRFIN20021204_192134_000000402011_00428_03989_2171.N1	04-DEC-2002 19:21:34	Dark	40.000	1014	Mars	0.0000	0.0000	80	3989	Yes
386	GOM_NL__2PRFIN20021204_192553_000000512011_00428_03989_2172.N1	04-DEC-2002 19:25:53	Tw_i_and_stray	51.000	163	7Del Crv	2.9450	11000.	102	3989	No
387	GOM_NL__2PRFIN20021204_192730_000000502011_00428_03989_2173.N1	04-DEC-2002 19:27:30	Dark	50.000	106	9Bet Crv	2.6480	5600.0	100	3989	No
388	GOM_NL__2PRFIN20021204_192915_000000432011_00428_03989_2174.N1	04-DEC-2002 19:29:15	Dark	42.500	123	1ot Cen	2.7500	10200.	85	3989	No
389	GOM_NL__2PRFIN20021204_193118_000000402011_00428_03989_2175.N1	04-DEC-2002 19:31:18	Dark	39.500	95	Zet Cen	2.5450	26000.	79	3989	No
390	GOM_NL__2PRFIN20021204_193319_000000432011_00428_03989_2176.N1	04-DEC-2002 19:33:19	Dark	42.500	64	Gam Cen	2.2000	10600.	85	3989	No
391	GOM_NL__2PRFIN20021204_193441_000000402011_00428_03989_2177.N1	04-DEC-2002 19:34:41	Dark	40.000	10	Bet Cen	0.61000	28000.	80	3989	No
392	GOM_NL__2PRFIN20021204_193650_000000392011_00429_03990_2079.N1	04-DEC-2002 19:36:50	Dark	38.500	12	Alp1Cru	0.77500	30000.	77	3990	No
393	GOM_NL__2PRFIN20021204_194220_000000422011_00429_03990_2080.N1	04-DEC-2002 19:42:20	Dark	42.000	29	Bet Car	1.6720	10200.	84	3990	No
394	GOM_NL__2PRFIN20021204_194422_000000552011_00429_03990_2081.N1	04-DEC-2002 19:44:22	Dark	55.000	41	Eps Car	1.8600	4100.0	110	3990	No
395	GOM_NL__2PRFIN20021204_194638_000000492011_00429_03990_2082.N1	04-DEC-2002 19:46:38	Dark	49.000	34	Gam2Vel	1.7930	23000.	98	3990	No
396	GOM_NL__2PRFIN20021204_194940_000000572011_00429_03990_2083.N1	04-DEC-2002 19:49:40	Dark	56.500	2	Alp Car	-0.73600	7000.0	113	3990	No

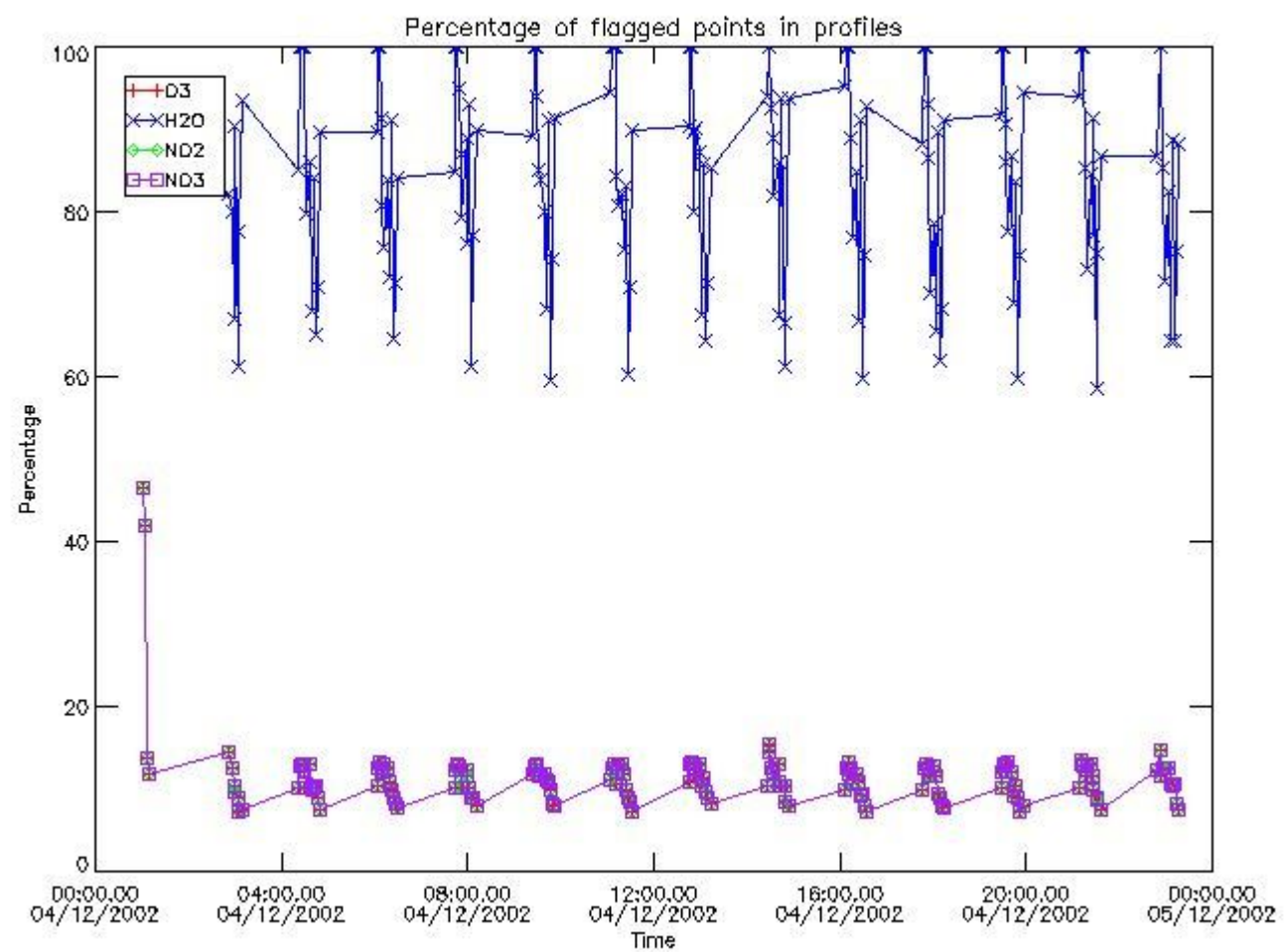
397	GOM_NL__2PRFIN20021204_195148_000000722011_00429_03990_2084.N1	04-DEC-2002 19:51:48	Dark	71.500	117	Pi Pup	2.7060	3800.0	143	3990	No
398	GOM_NL__2PRFIN20021204_195529_000000642011_00429_03990_2085.N1	04-DEC-2002 19:55:29	Dark	64.000	23	21Eps CMa	1.5020	26000.	128	3990	No
399	GOM_NL__2PRFIN20021204_195732_000000722011_00429_03990_2086.N1	04-DEC-2002 19:57:32	Straylight	72.000	179	24Omi2CMa	3.0320	24000.	144	3990	No
400	GOM_NL__2PRFIN20021204_200101_000000652011_00429_03990_2087.N1	04-DEC-2002 20:01:01	Straylight	64.500	47	2Bet CMa	1.9760	28000.	129	3990	No
401	GOM_NL__2PRFIN20021204_200432_000000622011_00429_03990_2088.N1	04-DEC-2002 20:04:32	Straylight	61.500	56	53Kap Ori	2.0650	30000.	123	3990	No
402	GOM_NL__2PRFIN20021204_200742_000000642011_00429_03990_2089.N1	04-DEC-2002 20:07:42	Tw_i_and_stray	63.500	30	46Eps Ori	1.6940	30000.	127	3990	No
403	GOM_NL__2PRFIN20021204_201144_000000872011_00429_03990_2090.N1	04-DEC-2002 20:11:44	Bright	87.000	14	58Alp Ori	0.87000	3000.0	174	3990	No
404	GOM_NL__2PRFIN20021204_201430_000000412011_00429_03990_2091.N1	04-DEC-2002 20:14:30	Bright	41.000	146	25Eta Tau	2.8730	15200.	82	3990	No
405	GOM_NL__2PRFIN20021204_201646_000000422011_00429_03990_2092.N1	04-DEC-2002 20:16:46	Bright	42.000	150	44Zet Per	2.8900	28000.	84	3990	No
406	GOM_NL__2PRFIN20021204_201912_000000382011_00429_03990_2093.N1	04-DEC-2002 20:19:12	Bright	38.000	79	26Bet Per	2.3100	13100.	76	3990	No
407	GOM_NL__2PRFIN20021204_202117_000000382011_00429_03990_2094.N1	04-DEC-2002 20:21:17	Bright	38.000	175	39Del Per	3.0100	19400.	76	3990	No
408	GOM_NL__2PRFIN20021204_202244_000000382011_00429_03990_2095.N1	04-DEC-2002 20:22:44	Bright	37.500	160	23Gam Per	2.9300	4700.0	75	3990	No
409	GOM_NL__2PRFIN20021204_202519_000000372011_00429_03990_2096.N1	04-DEC-2002 20:25:19	Bright	37.000	110	37Del Cas	2.6780	8900.0	74	3990	No
410	GOM_NL__2PRFIN20021204_202637_000000392011_00429_03990_2097.N1	04-DEC-2002 20:26:37	Bright	38.500	74	11Bet Cas	2.2680	6600.0	77	3990	No
411	GOM_NL__2PRFIN20021204_203249_000000382011_00429_03990_2098.N1	04-DEC-2002 20:32:49	Bright	38.000	49	1Alp UMi	1.9900	6300.0	76	3990	No
412	GOM_NL__2PRFIN20021204_203731_000000362011_00429_03990_2099.N1	04-DEC-2002 20:37:31	Bright	36.000	60	7Bet UMi	2.0810	3950.0	72	3990	No
413	GOM_NL__2PRFIN20021204_203909_000000482011_00429_03990_2100.N1	04-DEC-2002 20:39:09	Bright	48.000	36	50Alp UMa	1.8000	6300.0	96	3990	No
414	GOM_NL__2PRFIN20021204_204044_000000492011_00429_03990_2101.N1	04-DEC-2002 20:40:44	Bright	48.500	82	48Bet UMa	2.3650	10600.	97	3990	No
415	GOM_NL__2PRFIN20021204_204235_000000452011_00429_03990_2102.N1	04-DEC-2002 20:42:35	Bright	44.500	32	77Eps UMa	1.7630	11000.	89	3990	No
416	GOM_NL__2PRFIN20021204_204446_000000422011_00429_03990_2103.N1	04-DEC-2002 20:44:46	Bright	42.000	39	85Eta UMa	1.8540	24000.	84	3990	No
417	GOM_NL__2PRFIN20021204_204748_000000372011_00429_03990_2104.N1	04-DEC-2002 20:47:48	Bright	37.000	180	27Gam Boo	3.0400	8000.0	74	3990	No
418	GOM_NL__2PRFIN20021204_205050_000000362011_00429_03990_2105.N1	04-DEC-2002 20:50:50	Bright	35.500	83		2.3780	11000.	71	3990	No
419	GOM_NL__2PRFIN20021204_205321_000000392011_00429_03990_2106.N1	04-DEC-2002 20:53:21	Bright	39.000	3	16Alp Boo	-0.050000	4250.0	78	3990	No
420	GOM_NL__2PRFIN20021204_205739_000000832011_00429_03990_2107.N1	04-DEC-2002 20:57:39	Bright	83.000	96	68Del Leo	2.5600	9300.0	166	3990	No
421	GOM_NL__2PRFIN20021204_210141_000000482011_00429_03990_2108.N1	04-DEC-2002 21:01:41	Bright	47.500	121	29Gam Vir	2.7400	7200.0	95	3990	No
422	GOM_NL__2PRFIN20021204_210630_000000512011_00429_03990_2109.N1	04-DEC-2002 21:06:30	Tw_i_and_stray	51.000	163	7Del Crv	2.9450	11000.	102	3990	No
423	GOM_NL__2PRFIN20021204_210807_000000502011_00429_03990_2110.N1	04-DEC-2002 21:08:07	Dark	50.000	106	9Bet Crv	2.6480	5600.0	100	3990	No
424	GOM_NL__2PRFIN20021204_210951_000000392011_00429_03990_2111.N1	04-DEC-2002 21:09:51	Dark	39.000	123	1ot Cen	2.7500	10200.	78	3990	No
425	GOM_NL__2PRFIN20021204_211154_000000382011_00429_03990_2112.N1	04-DEC-2002 21:11:54	Dark	37.500	95	Zet Cen	2.5450	26000.	75	3990	No
426	GOM_NL__2PRFIN20021204_211355_000000402011_00429_03990_2113.N1	04-DEC-2002 21:13:55	Dark	40.000	64	Gam Cen	2.2000	10600.	80	3990	No
427	GOM_NL__2PRFIN20021204_211517_000000452011_00429_03990_2114.N1	04-DEC-2002 21:15:17	Dark	44.500	10	Bet Cen	0.61000	28000.	89	3990	No
428	GOM_NL__2PRFIN20021204_211727_000000402011_00430_03991_2079.N1	04-DEC-2002 21:17:27	Dark	39.500	12	Alp1Cru	0.77500	30000.	79	3991	No
429	GOM_NL__2PRFIN20021204_212258_000000402011_00430_03991_2080.N1	04-DEC-2002 21:22:58	Dark	39.500	29	Bet Car	1.6720	10200.	79	3991	No
430	GOM_NL__2PRFIN20021204_212501_000000442011_00430_03991_2081.N1	04-DEC-2002 21:25:01	Dark	44.000	41	Eps Car	1.8600	4100.0	88	3991	No
431	GOM_NL__2PRFIN20021204_212714_000000522011_00430_03991_2082.N1	04-DEC-2002 21:27:14	Dark	52.000	34	Gam2Vel	1.7930	23000.	104	3991	No
432	GOM_NL__2PRFIN20021204_213017_000000572011_00430_03991_2083.N1	04-DEC-2002 21:30:17	Dark	57.000	2	Alp Car	-0.73600	7000.0	114	3991	No
433	GOM_NL__2PRFIN20021204_213223_000000642011_00430_03991_2084.N1	04-DEC-2002 21:32:23	Dark	64.000	117	Pi Pup	2.7060	3800.0	128	3991	No
434	GOM_NL__2PRFIN20021204_213603_000000682011_00430_03991_2085.N1	04-DEC-2002 21:36:03	Dark	68.000	23	21Eps CMa	1.5020	26000.	136	3991	No
435	GOM_NL__2PRFIN20021204_213809_000000672011_00430_03991_2086.N1	04-DEC-2002 21:38:09	Straylight	66.500	179	24Omi2CMa	3.0320	24000.	133	3991	No
436	GOM_NL__2PRFIN20021204_214137_000000622011_00430_03991_2087.N1	04-DEC-2002 21:41:37	Straylight	61.500	47	2Bet CMa	1.9760	28000.	123	3991	No
437	GOM_NL__2PRFIN20021204_214508_000000582011_00430_03991_2088.N1	04-DEC-2002 21:45:08	Straylight	58.000	56	53Kap Ori	2.0650	30000.	116	3991	No
438	GOM_NL__2PRFIN20021204_214817_000000652011_00430_03991_2089.N1	04-DEC-2002 21:48:17	Tw_i_and_stray	64.500	30	46Eps Ori	1.6940	30000.	129	3991	No
439	GOM_NL__2PRFIN20021204_215221_000000872011_00430_03991_2090.N1	04-DEC-2002 21:52:21	Bright	87.000	14	58Alp Ori	0.87000	3000.0	174	3991	No
440	GOM_NL__2PRFIN20021204_215505_000000392011_00430_03991_2091.N1	04-DEC-2002 21:55:05	Bright	39.000	146	25Eta Tau	2.8730	15200.	78	3991	No
441	GOM_NL__2PRFIN20021204_215724_000000402011_00430_03991_2092.N1	04-DEC-2002 21:57:24	Bright	40.000	150	44Zet Per	2.8900	28000.	80	3991	No
442	GOM_NL__2PRFIN20021204_215948_000000382011_00430_03991_2093.N1	04-DEC-2002 21:59:48	Bright	38.000	79	26Bet Per	2.3100	13100.	76	3991	No
443	GOM_NL__2PRFIN20021204_220153_000000392011_00430_03991_2094.N1	04-DEC-2002 22:01:53	Bright	38.500	175	39Del Per	3.0100	19400.	77	3991	No
444	GOM_NL__2PRFIN20021204_220320_000000382011_00430_03991_2095.N1	04-DEC-2002 22:03:20	Bright	37.500	160	23Gam Per	2.9300	4700.0	75	3991	No
445	GOM_NL__2PRFIN20021204_220555_000000362011_00430_03991_2096.N1	04-DEC-2002 22:05:55	Bright	36.000	110	37Del Cas	2.6780	8900.0	72	3991	No
446	GOM_NL__2PRFIN20021204_220714_000000392011_00430_03991_2097.N1	04-DEC-2002 22:07:14	Bright	38.500	74	11Bet Cas	2.2680	6600.0	77	3991	No
447	GOM_NL__2PRFIN20021204_221325_000000382011_00430_03991_2098.N1	04-DEC-2002 22:13:25	Bright	38.000	49	1Alp UMi	1.9900	6300.0	76	3991	No
448	GOM_NL__2PRFIN20021204_221805_000000432011_00430_03991_2099.N1	04-DEC-2002 22:18:05	Bright	42.500	60	7Bet UMi	2.0810	3950.0	85	3991	No
449	GOM_NL__2PRFIN20021204_221945_000000482011_00430_03991_2100.N1	04-DEC-2002 22:19:45	Bright	47.500	36	50Alp UMa	1.8000	6300.0	95	3991	No
450	GOM_NL__2PRFIN20021204_222119_000000492011_00430_03991_2101.N1	04-DEC-2002 22:21:19	Bright	49.000	82	48Bet UMa	2.3650	10600.	98	3991	No
451	GOM_NL__2PRFIN20021204_222312_000000432011_00430_03991_2102.N1	04-DEC-2002 22:23:12	Bright	42.500	32	77Eps UMa	1.7630	11000.	85	3991	No
452	GOM_NL__2PRFIN20021204_222523_000000412011_00430_03991_2103.N1	04-DEC-2002 22:25:23	Bright	40.500	39	85Eta UMa	1.8540	24000.	81	3991	No
453	GOM_NL__2PRFIN20021204_222824_000000372011_00430_03991_2104.N1	04-DEC-2002 22:28:24	Bright	36.500	180	27Gam Boo	3.0400	8000.0	73	3991	No
454	GOM_NL__2PRFIN20021204_223127_000000372011_00430_03991_2105.N1	04-DEC-2002 22:31:27	Bright	37.000	83		2.3780	11000.	74	3991	No
455	GOM_NL__2PRFIN20021204_223359_000000382011_00430_03991_2106.N1	04-DEC-2002 22:33:59	Bright	37.500	3	16Alp Boo	-0.050000	4250.0	75	3991	No

456	GOM_NL__2PRFIN20021204_223816_000000882011_00430_03991_2107.N1	04-DEC-2002 22:38:16	Bright	87.500	96	68Del Leo	2.5600	9300.0	175	3991	No
457	GOM_NL__2PRFIN20021204_224218_000000482011_00430_03991_2108.N1	04-DEC-2002 22:42:18	Bright	47.500	121	29Gam Vir	2.7400	7200.0	95	3991	No
458	GOM_NL__2PRFIN20021204_224708_000000472011_00430_03991_2109.N1	04-DEC-2002 22:47:08	Twilight	47.000	163	7Del Crv	2.9450	11000.	94	3991	No
459	GOM_NL__2PRFIN20021204_224843_000000462011_00430_03991_2110.N1	04-DEC-2002 22:48:43	Dark	46.000	106	9Bet Crv	2.6480	5600.0	92	3991	No
460	GOM_NL__2PRFIN20021204_225230_000000382011_00430_03991_2111.N1	04-DEC-2002 22:52:30	Dark	38.000	95	Zet Cen	2.5450	26000.	76	3991	No
461	GOM_NL__2PRFIN20021204_225431_000000442011_00430_03991_2112.N1	04-DEC-2002 22:54:31	Dark	44.000	64	Gam Cen	2.2000	10600.	88	3991	No
462	GOM_NL__2PRFIN20021204_225553_000000412011_00430_03991_2113.N1	04-DEC-2002 22:55:53	Dark	41.000	10	Bet Cen	0.61000	28000.	82	3991	No
463	GOM_NL__2PRFIN20021204_225803_000000412011_00431_03992_2079.N1	04-DEC-2002 22:58:03	Dark	41.000	12	Alp1Cru	0.77500	30000.	82	3992	No
464	GOM_NL__2PRFIN20021204_230334_000000412011_00431_03992_2080.N1	04-DEC-2002 23:03:34	Dark	40.500	29	Bet Car	1.6720	10200.	81	3992	No
465	GOM_NL__2PRFIN20021204_230538_000000482011_00431_03992_2081.N1	04-DEC-2002 23:05:38	Dark	48.000	41	Eps Car	1.8600	4100.0	96	3992	No
466	GOM_NL__2PRFIN20021204_230750_000000502011_00431_03992_2082.N1	04-DEC-2002 23:07:50	Dark	49.500	34	Gam2Vel	1.7930	23000.	99	3992	No
467	GOM_NL__2PRFIN20021204_231054_000000482011_00431_03992_2083.N1	04-DEC-2002 23:10:54	Dark	48.000	2	Alp Car	-0.73600	7000.0	96	3992	No
468	GOM_NL__2PRFIN20021204_231301_000000632011_00431_03992_2084.N1	04-DEC-2002 23:13:01	Dark	63.000	117	Pi Pup	2.7060	3800.0	126	3992	No
469	GOM_NL__2PRFIN20021204_231641_000000682011_00431_03992_2085.N1	04-DEC-2002 23:16:41	Dark	68.000	23	21Eps CMa	1.5020	26000.	136	3992	No
470	GOM_NL__2PRFIN20021204_231846_000000702011_00431_03992_2086.N1	04-DEC-2002 23:18:46	Straylight	69.500	179	24Omi2CMa	3.0320	24000.	139	3992	No
471	GOM_NL__2PRFIN20021204_232213_000000562011_00431_03992_2087.N1	04-DEC-2002 23:22:13	Straylight	55.500	47	2Bet CMa	1.9760	28000.	111	3992	No
472	GOM_NL__2PRFIN20021204_232544_000000572011_00431_03992_2088.N1	04-DEC-2002 23:25:44	Straylight	57.000	56	53Kap Ori	2.0650	30000.	114	3992	No
473	GOM_NL__2PRFIN20021204_232856_000000622011_00431_03992_2089.N1	04-DEC-2002 23:28:56	Twilight	62.000	30	46Eps Ori	1.6940	30000.	124	3992	No
474	GOM_NL__2PRFIN20021204_233257_000000872011_00431_03992_2090.N1	04-DEC-2002 23:32:57	Bright	87.000	14	58Alp Ori	0.87000	3000.0	174	3992	No
475	GOM_NL__2PRFIN20021204_233541_000000392011_00431_03992_2091.N1	04-DEC-2002 23:35:41	Bright	39.000	146	25Eta Tau	2.8730	15200.	78	3992	No
476	GOM_NL__2PRFIN20021204_233800_000000412011_00431_03992_2092.N1	04-DEC-2002 23:38:00	Bright	40.500	150	44Zet Per	2.8900	28000.	81	3992	No
477	GOM_NL__2PRFIN20021204_234024_000000382011_00431_03992_2093.N1	04-DEC-2002 23:40:24	Bright	38.000	79	26Bet Per	2.3100	13100.	76	3992	No
478	GOM_NL__2PRFIN20021204_234226_000000402011_00431_03992_2094.N1	04-DEC-2002 23:42:26	Bright	39.500	175	39Del Per	3.0100	19400.	79	3992	No
479	GOM_NL__2PRFIN20021204_234356_000000372011_00431_03992_2095.N1	04-DEC-2002 23:43:56	Bright	37.000	160	23Gam Per	2.9300	4700.0	74	3992	No
480	GOM_NL__2PRFIN20021204_234631_000000362011_00431_03992_2096.N1	04-DEC-2002 23:46:31	Bright	35.500	110	37Del Cas	2.6780	8900.0	71	3992	No
481	GOM_NL__2PRFIN20021204_234750_000000542011_00431_03992_2097.N1	04-DEC-2002 23:47:50	Bright	54.000	74	11Bet Cas	2.2680	6600.0	108	3992	No
482	GOM_NL__2PRFIN20021204_235401_000000382011_00431_03992_2098.N1	04-DEC-2002 23:54:01	Bright	38.000	49	1Alp UMi	1.9900	6300.0	76	3992	No
483	GOM_NL__2PRFIN20021204_235841_000000412011_00431_03992_2099.N1	04-DEC-2002 23:58:41	Bright	40.500	60	7Bet UMi	2.0810	3950.0	81	3992	No

3. Quality information per product

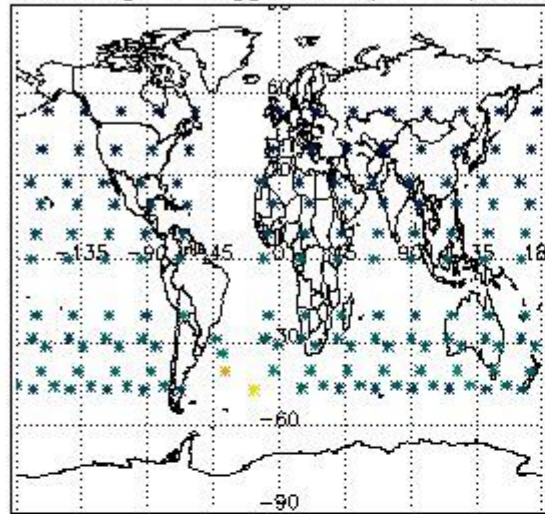
In this section it is plotted some information contained in the Quality Summary data set of the level 2 products. Only products in dark limb conditions and without errors (error flag in the MPH set to "0") are used.

3.1 Plot quality information per product (time dependant)


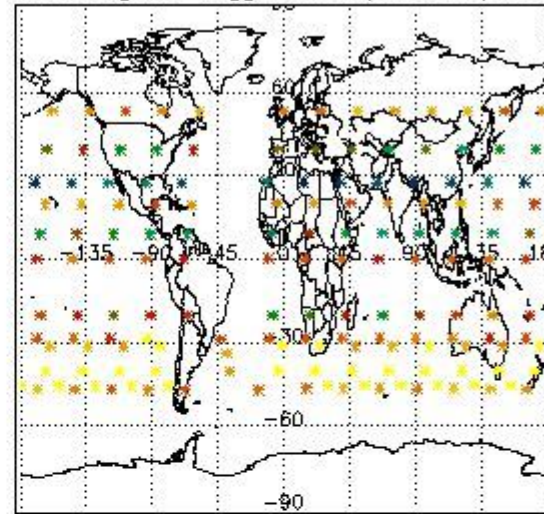


3.2 Plot quality information per product (world map)


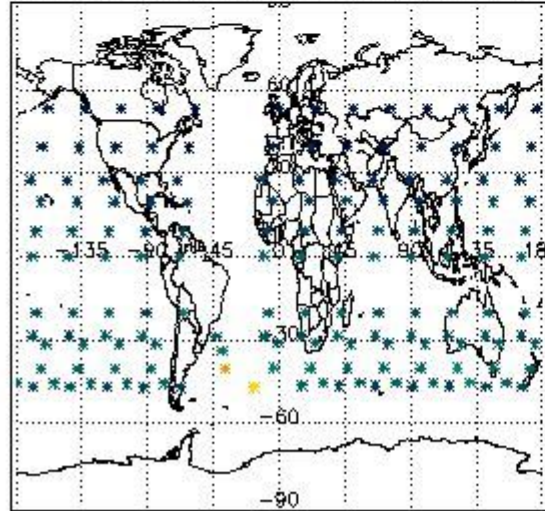
Percentage of flagged data per O3 profile



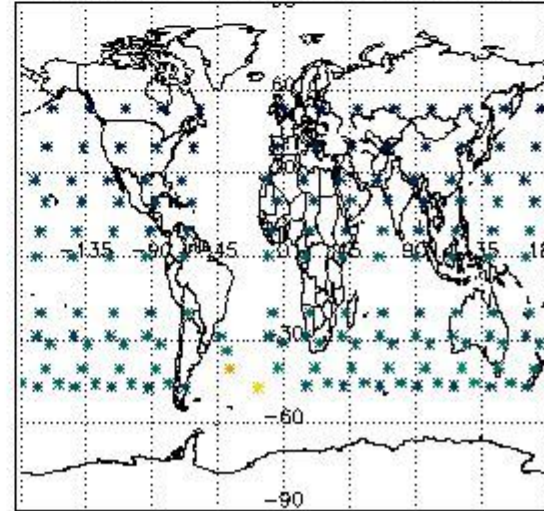
Percentage of flagged data per H2O profile



Percentage of flagged data per NO2 profile



Percentage of flagged data per NO3 profile

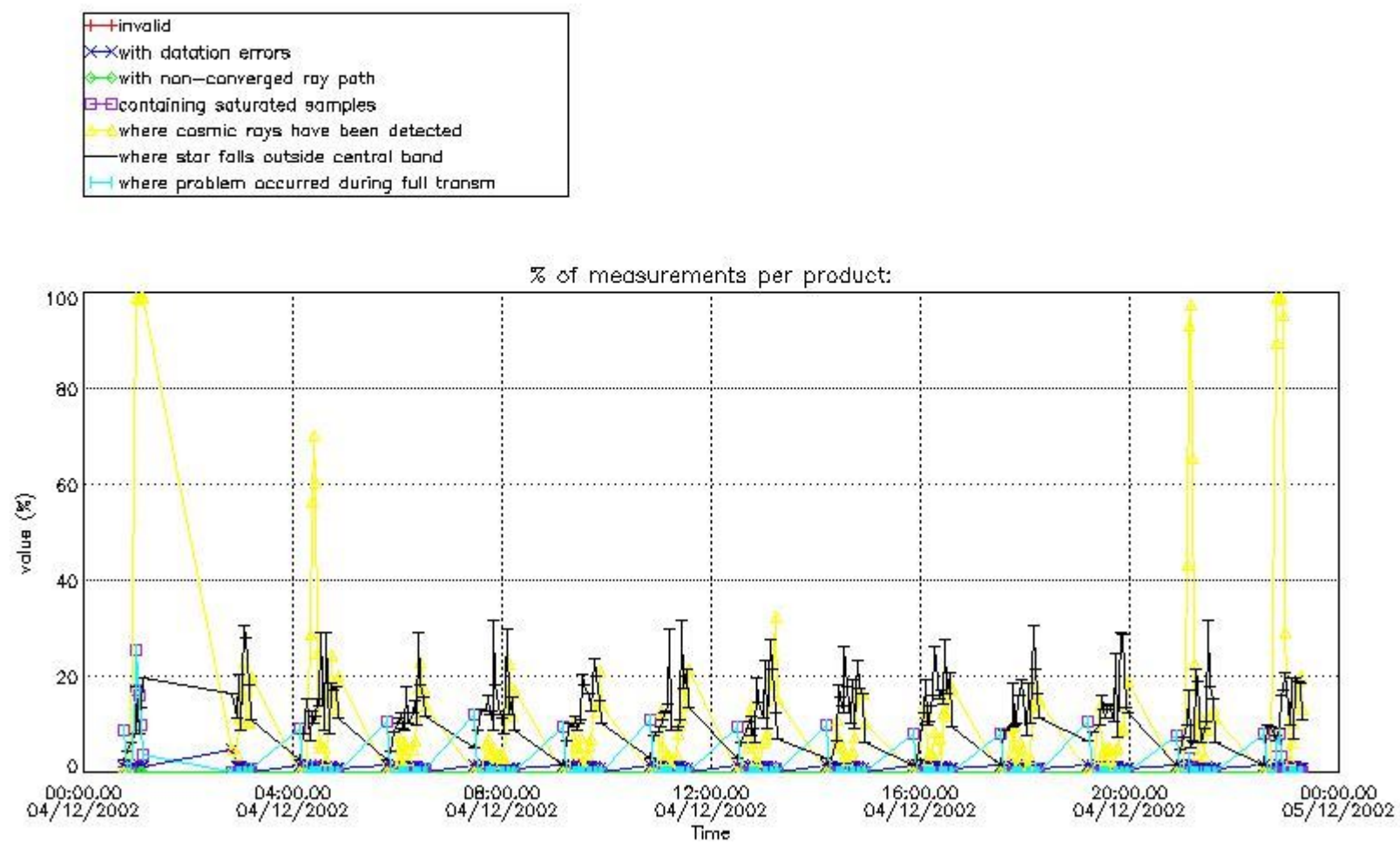


4. Level 1 quality information per product

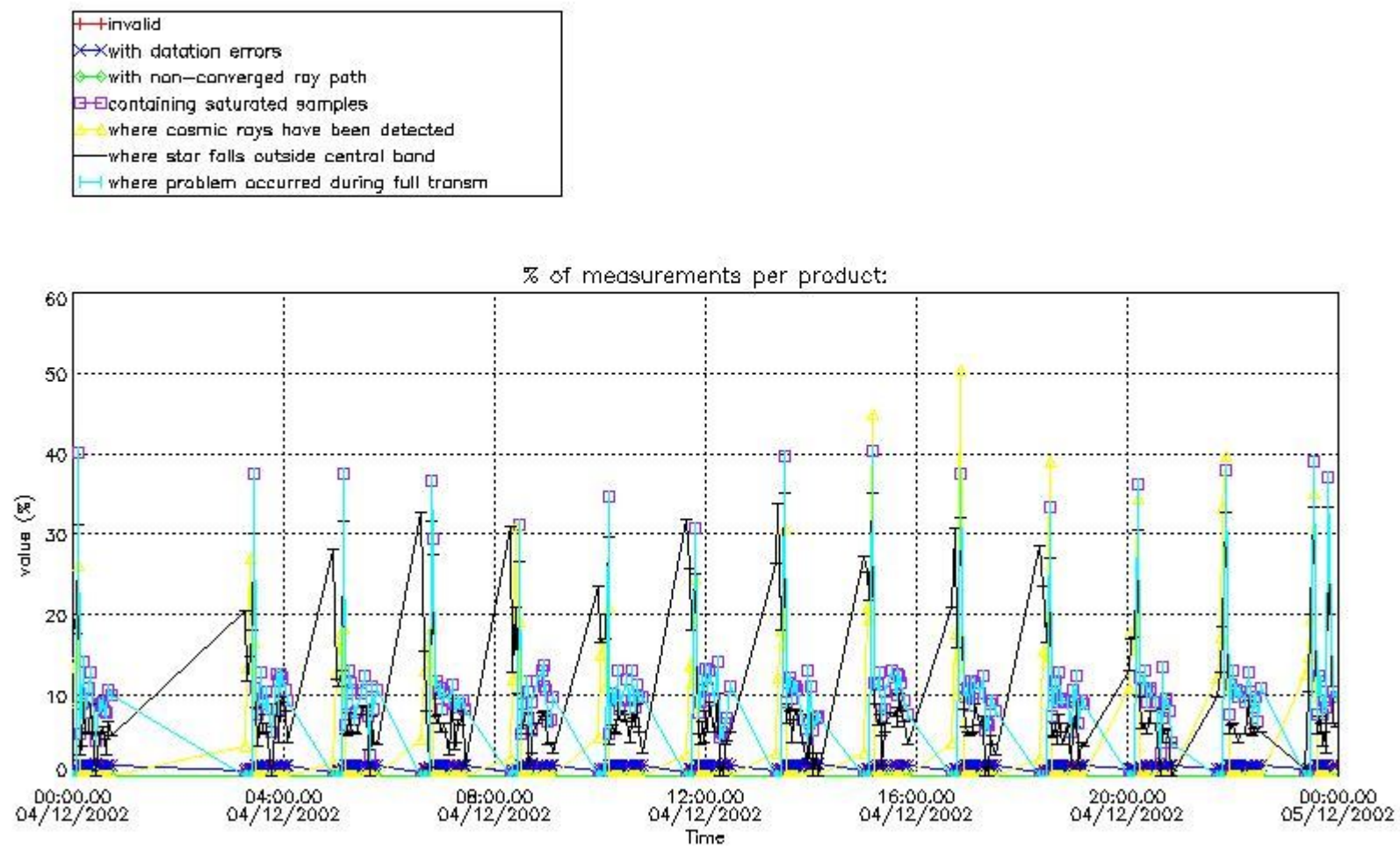
In this section it is plotted some information contained in the Quality Summary data set of the level 2 products that comes from the level 1b processing. Products without errors (error flag in the MPH set to "0") are used.

4.1 Plot quality information per product (time dependant) coming from level 1b processing

4.1.1 Plot level 1 quality information per product (time dependant): ENVISAT ASCENDING passes

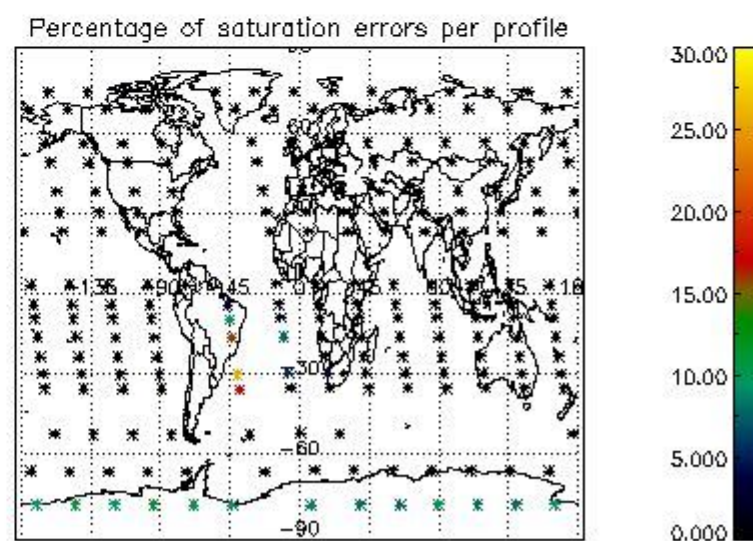
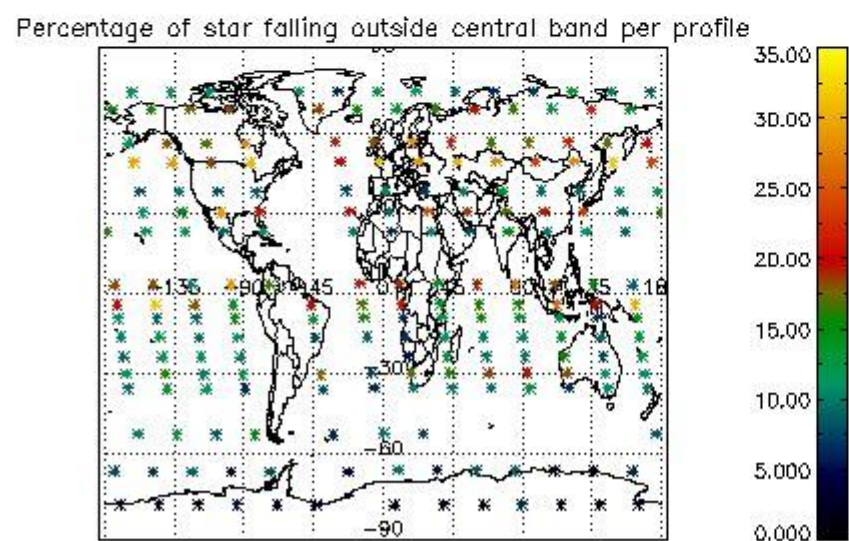
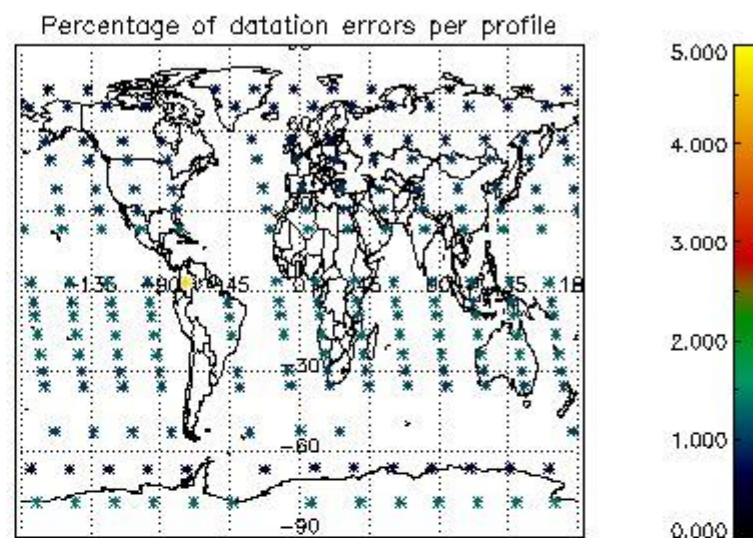
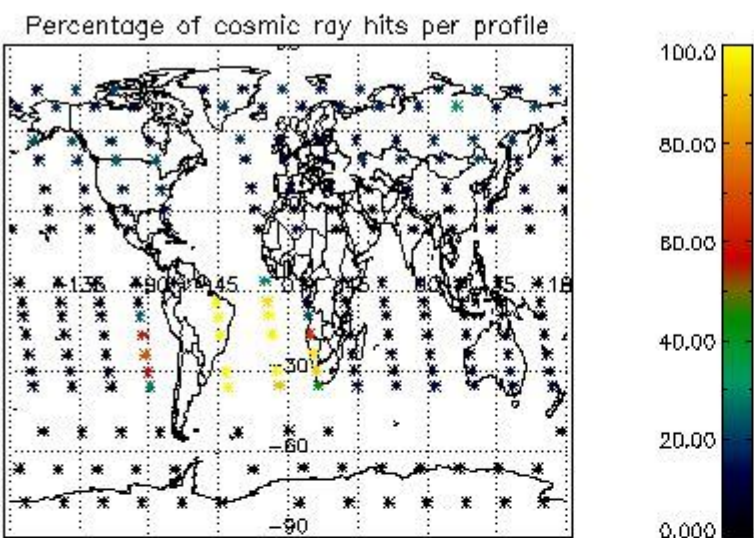


4.1.2 Plot level 1 quality information per product (time dependant): ENVI SAT DESCENDING passes

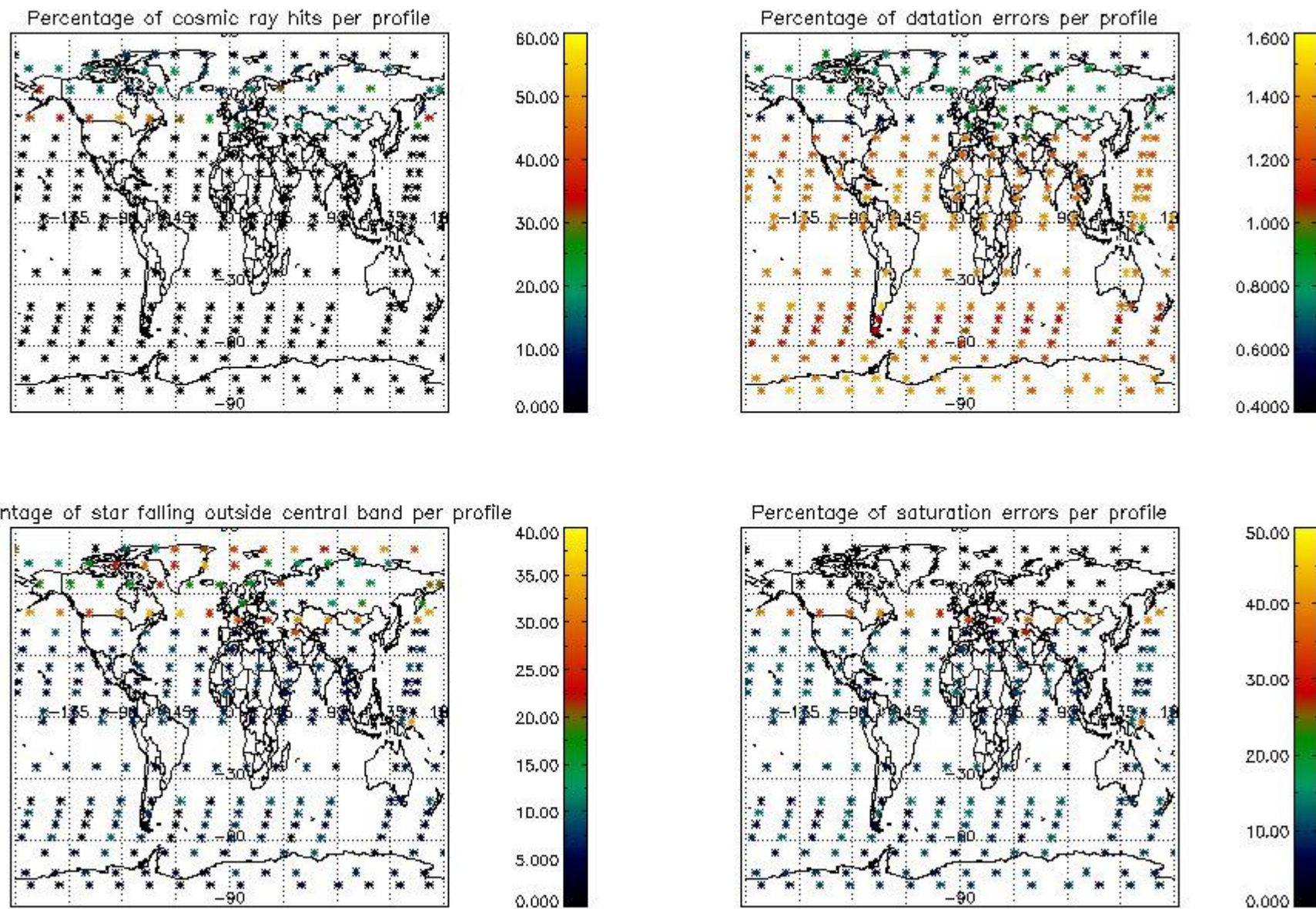


4.2 Plot quality information per product coming from level 1b processing (world map)

4.2.1 Plot level 1 quality information per product (world map): ENVISAT ASCENDING passes



4.2.2 Plot level 1 quality information per product (world map): ENVISAT DESCENDING passes



5. Trace gas profiles

5.1 Ozone statistics based on quality of products

The final quality of the products can be "measured" using the STD (Standard Deviation) attached to every point profile. This information is written to the parameter GOM_NL__2P/NL_LOCAL_SPECIES_DENSITY/o3_std of the level 2 products. The table below shows the statistics for given STD ranges.

The statistics are given with respect to the overall valid production:

- Products without fatal errors: GOM_NL__2P/MPH/PRODUCT_ERR=0
- Valid point profile: GOM_NL__2P/NL_LOCAL_SPECIES_DENSITY/pcd(0)=0

The 'Criteria' is applied to valid points of dark limb products:

- Products in dark limb illumination condition: GOM_NL__2P/NL_SUMMARY_QUALITY/obs_ill_cond=0
- Products without fatal errors: GOM_NL__2P/MPH/PRODUCT_ERR=0
- Valid point profile: GOM_NL__2P/NL_LOCAL_SPECIES_DENSITY/pcd(0)=0

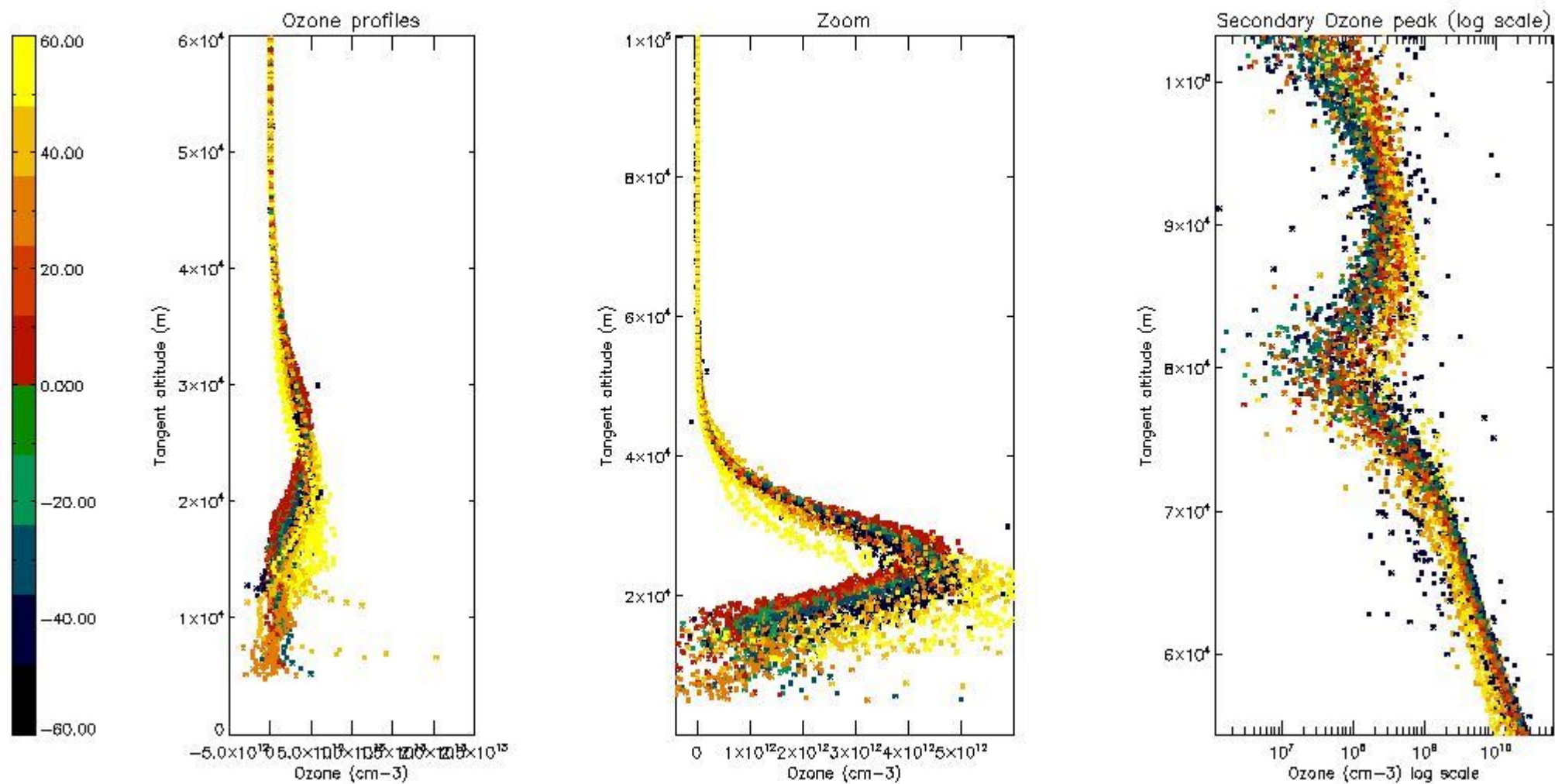
So, the table below shows the percentage of dark limb and valid observations for each criteria with respect to the overall valid daily observations.

Criteria	% of total production
All STD	33
STD < 20	21

STD < 10	18
STD < 5	14

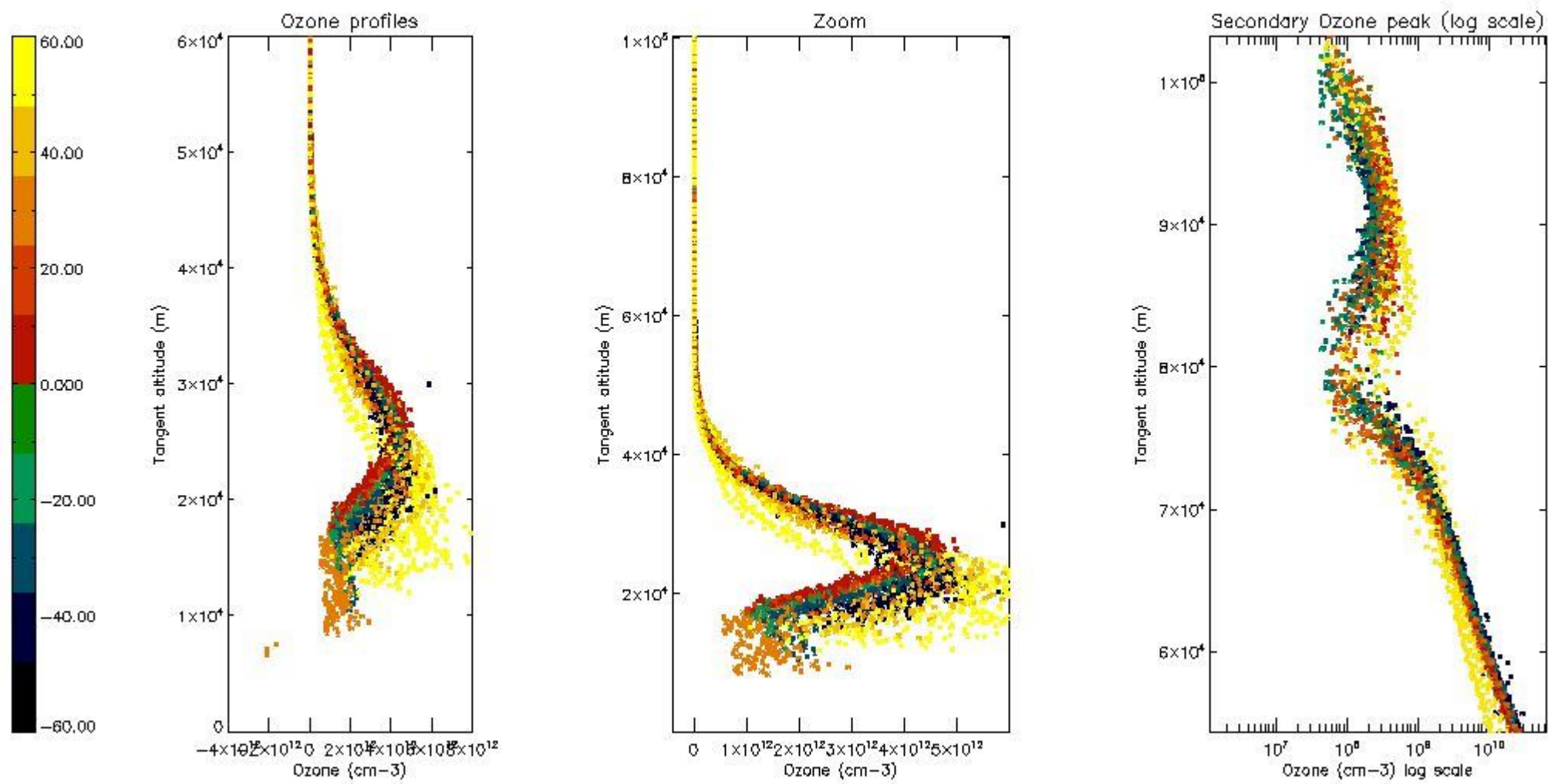
5.2 Plot ozone profiles for all STD (dark without errors)

The colorbar represents the latitude.



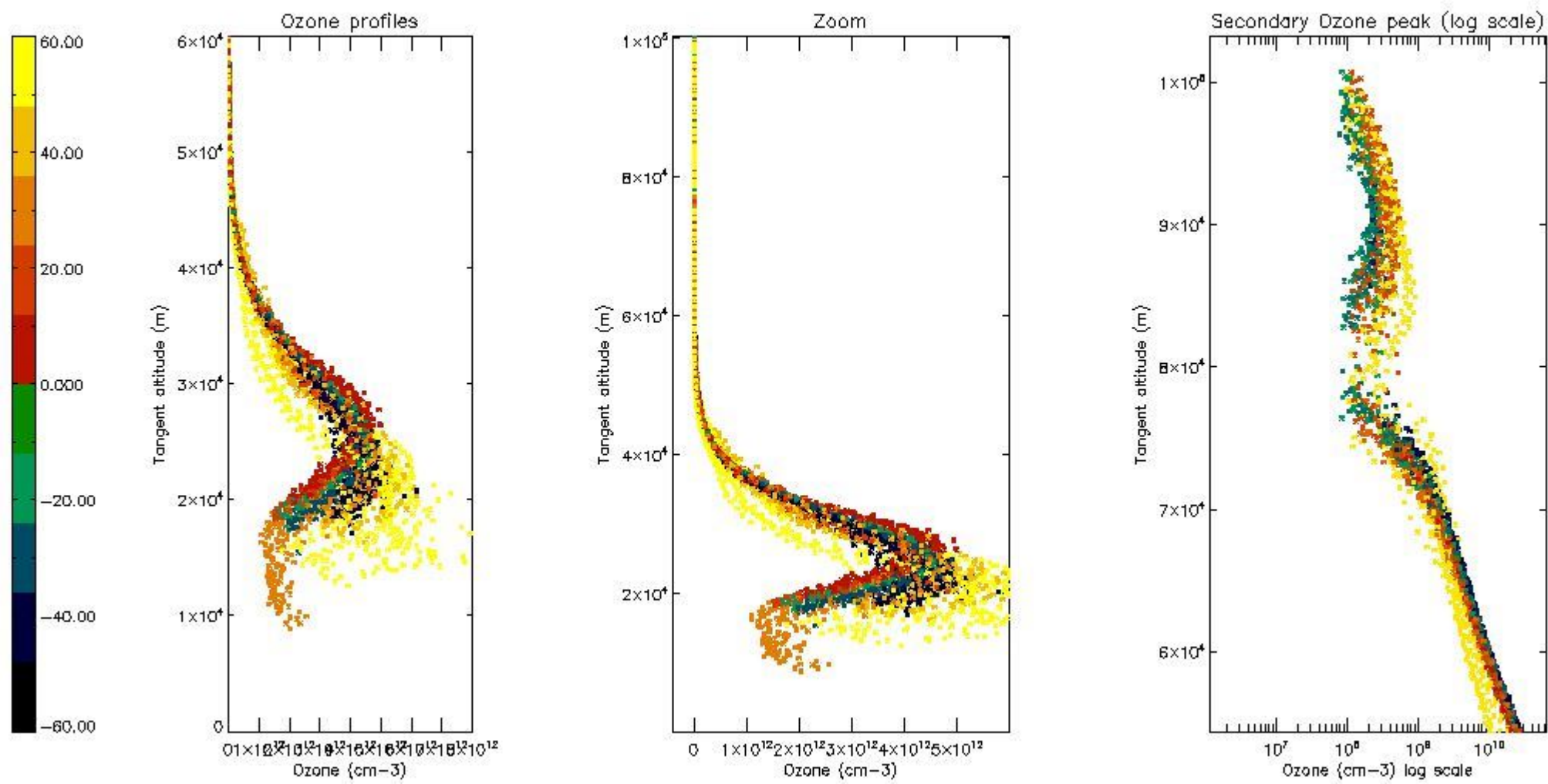
5.3 Plot ozone profiles where STD < 20% (dark without errors)

The colorbar represents the latitude.



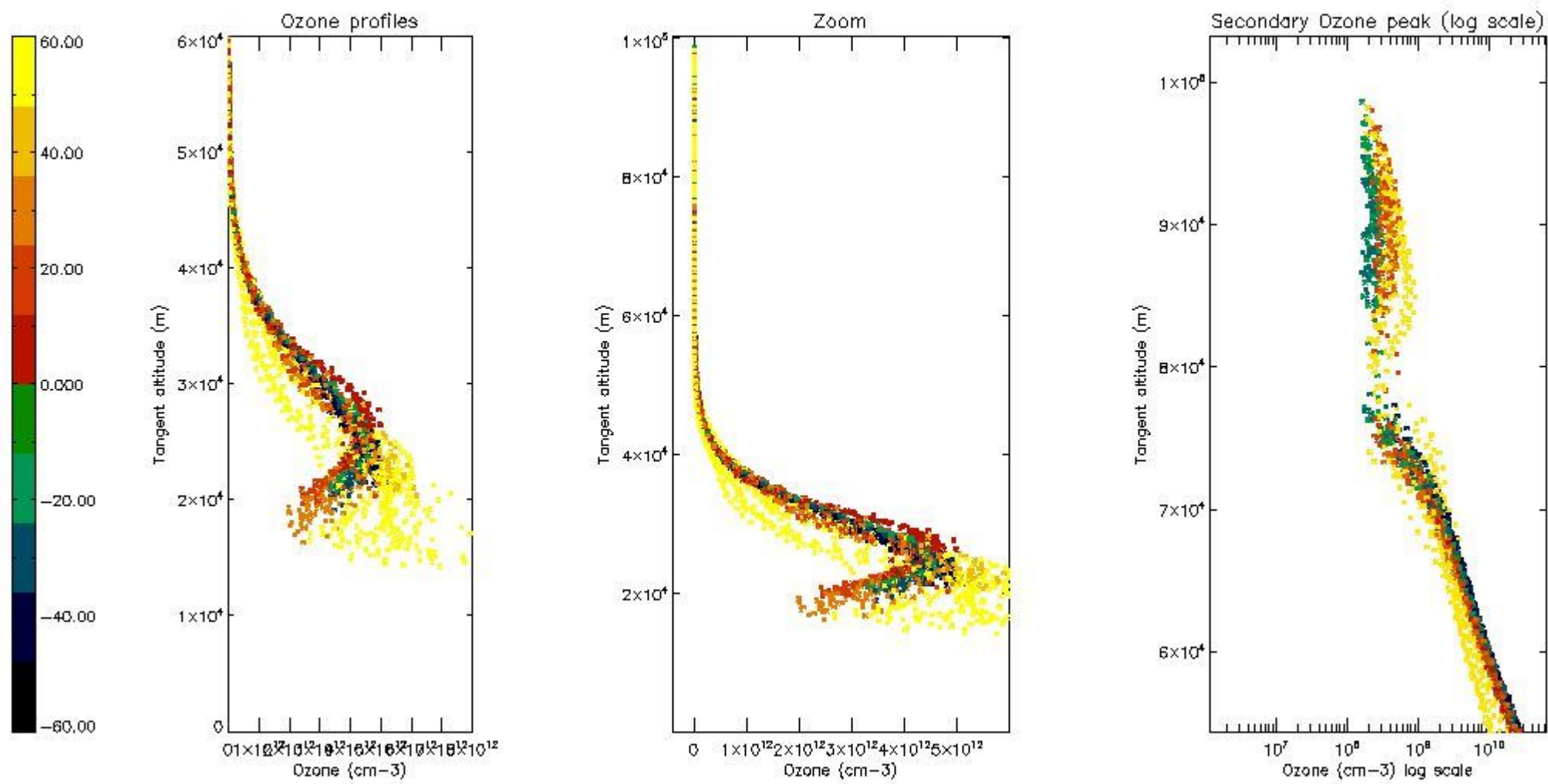
5.4 Plot ozone profiles where $STD < 10\%$ (dark without errors)

The colorbar represents the latitude.



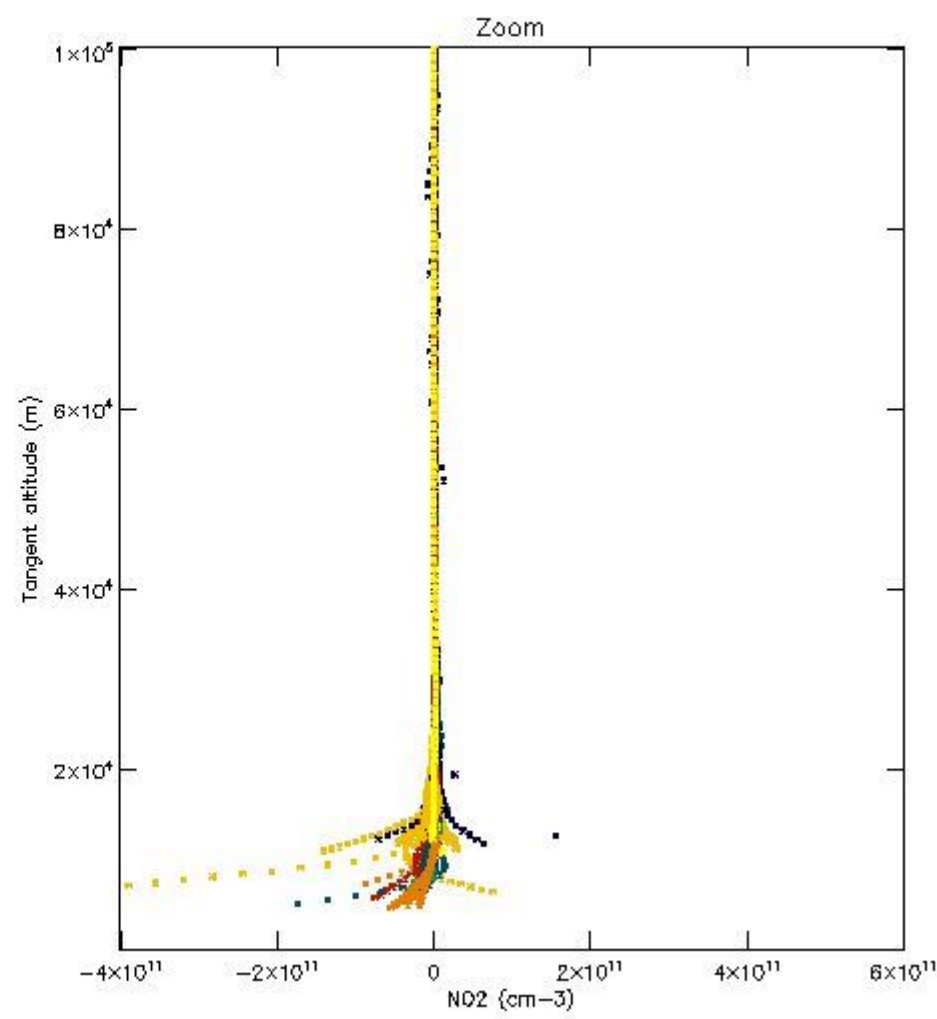
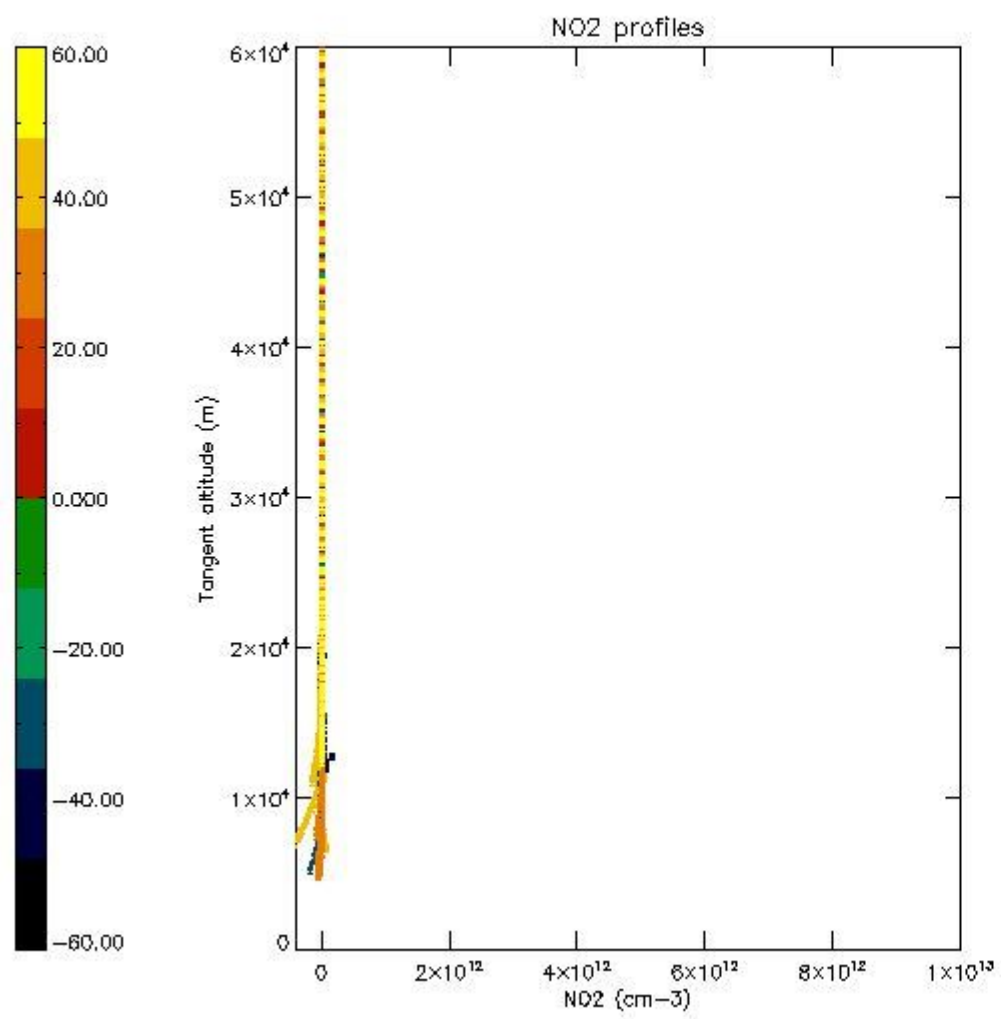
5.5 Plot ozone profiles where STD < 5% (dark without errors)

The colorbar represents the latitude.



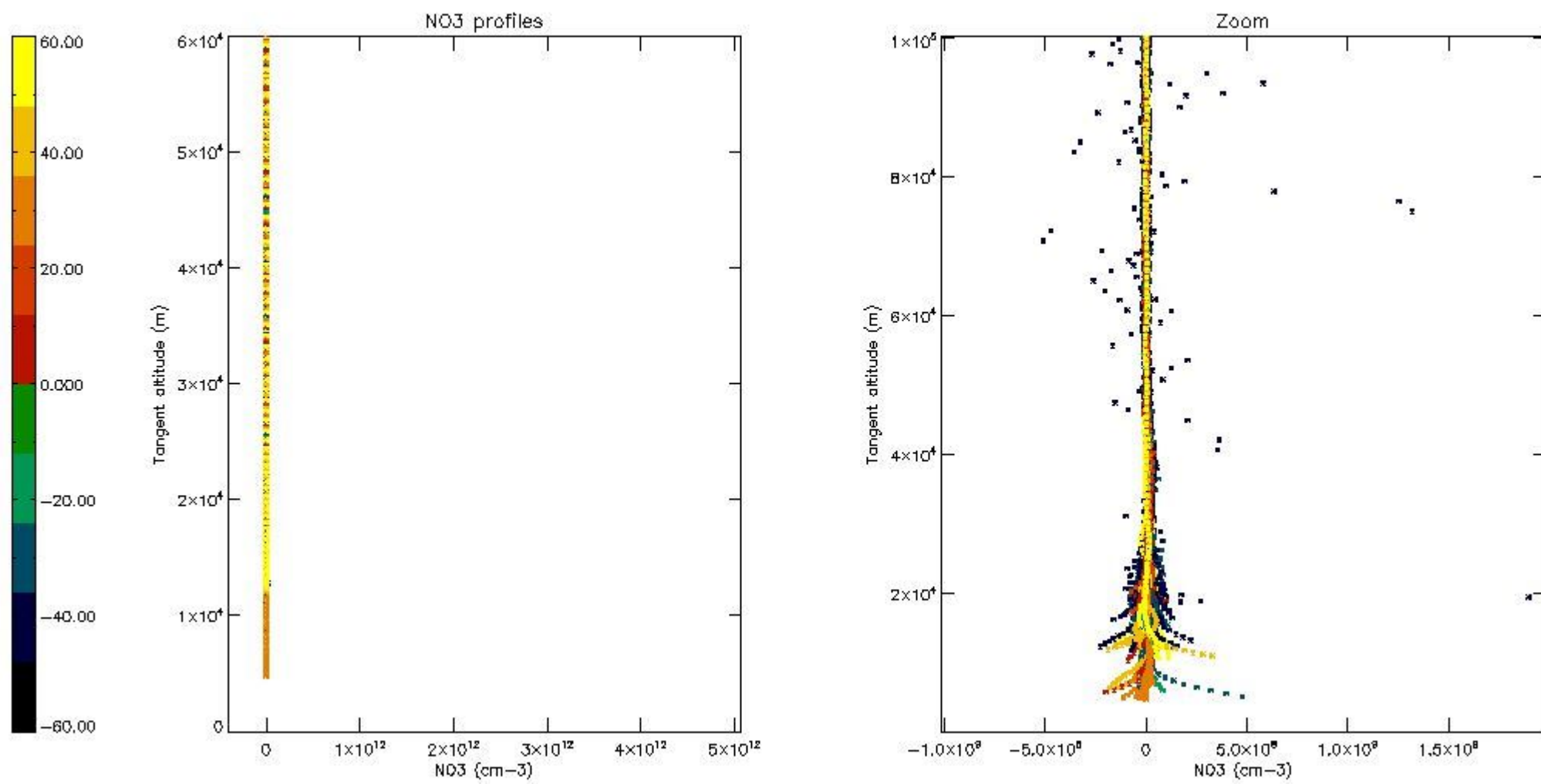
5.6 Plot NO₂ profiles for all STD (dark without errors)

The colorbar represents the latitude.



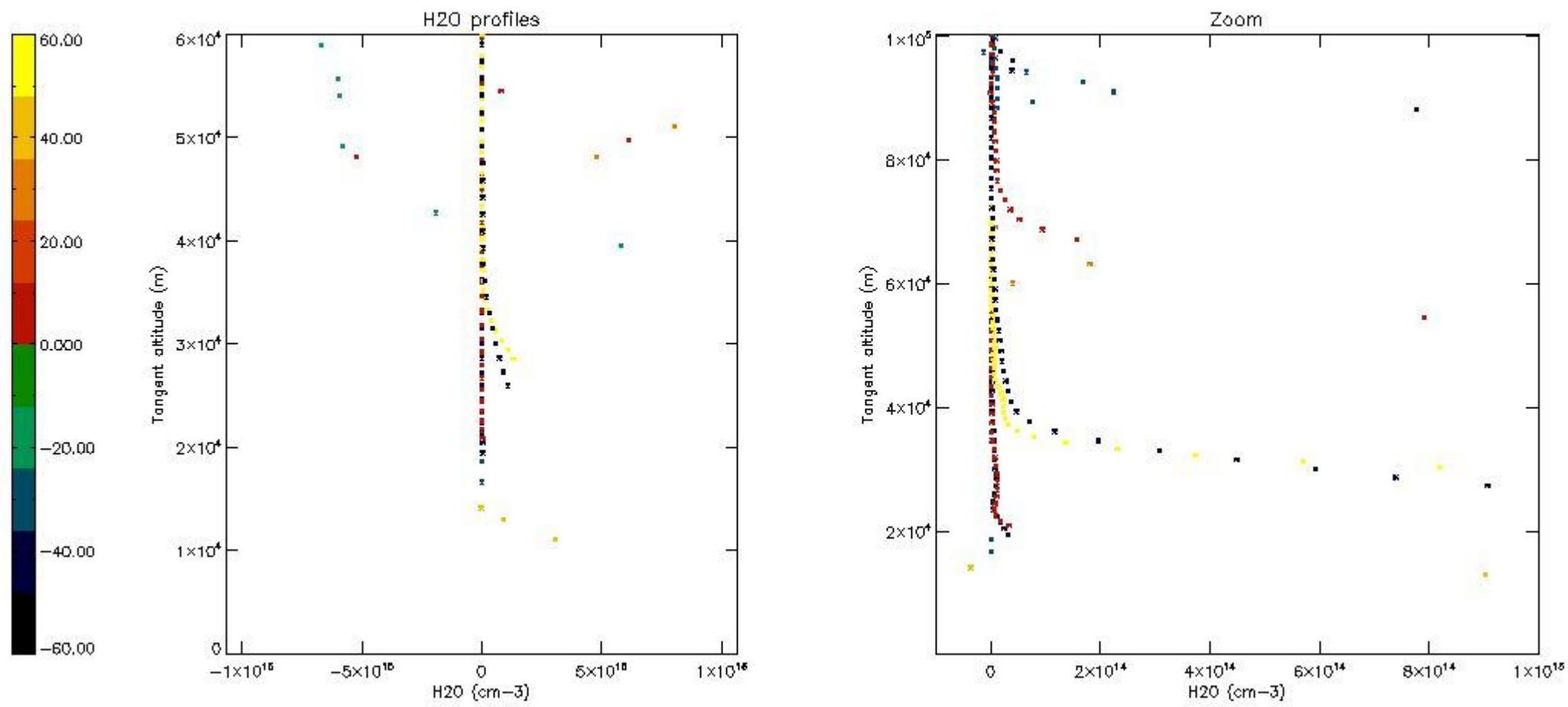
5.7 Plot NO3 profiles for all STD (dark without errors)

The colorbar represents the latitude.



5.8 Plot H2O profiles for all STD (only for occultations of stars 1,2,3,4,13,14,16,26,63 dark without errors)

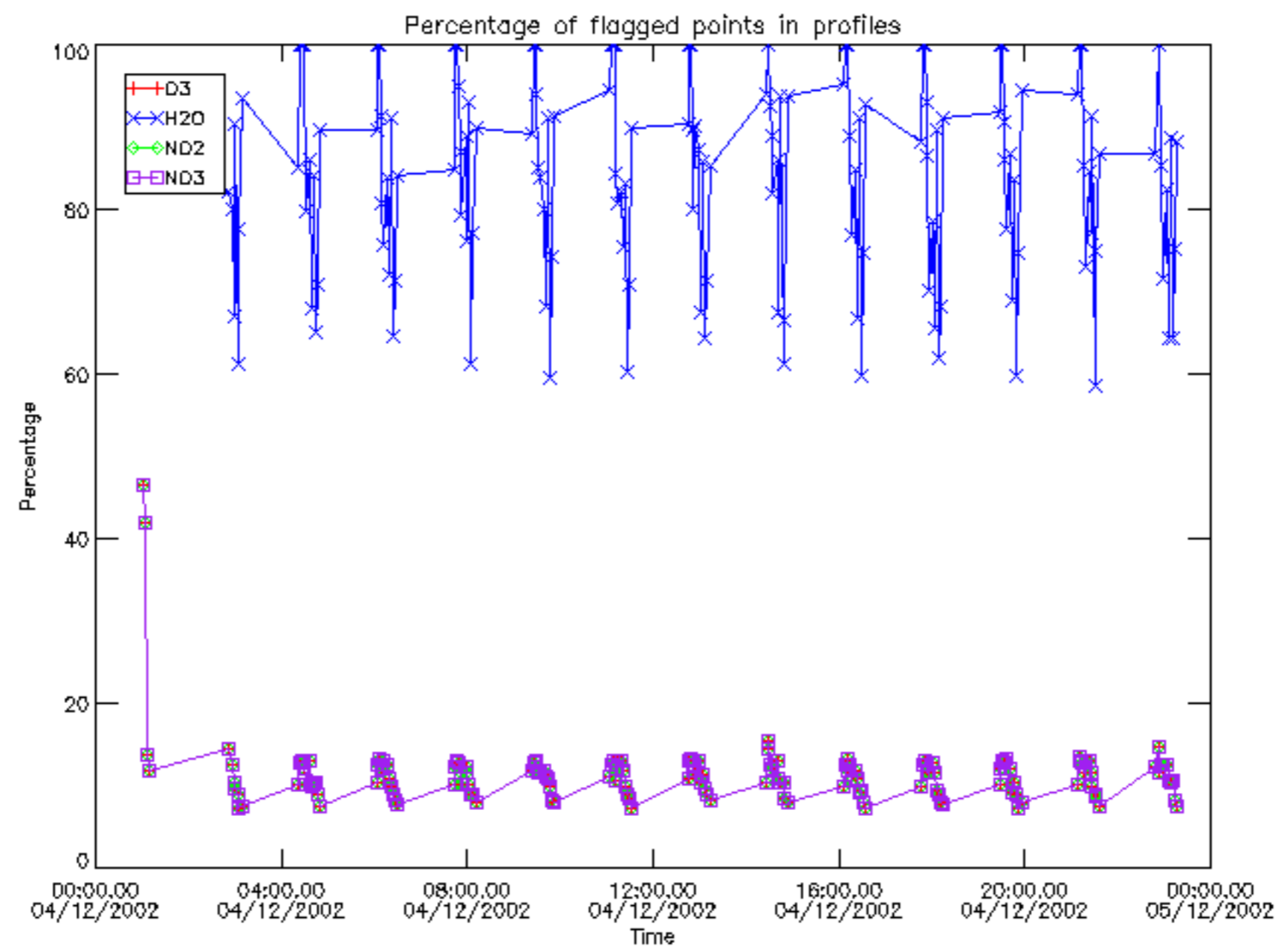
The colorbar represents the latitude.



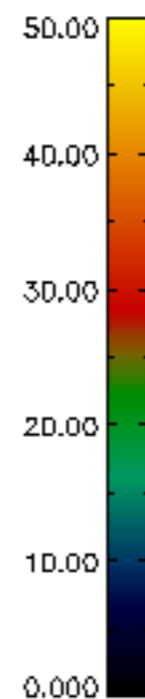
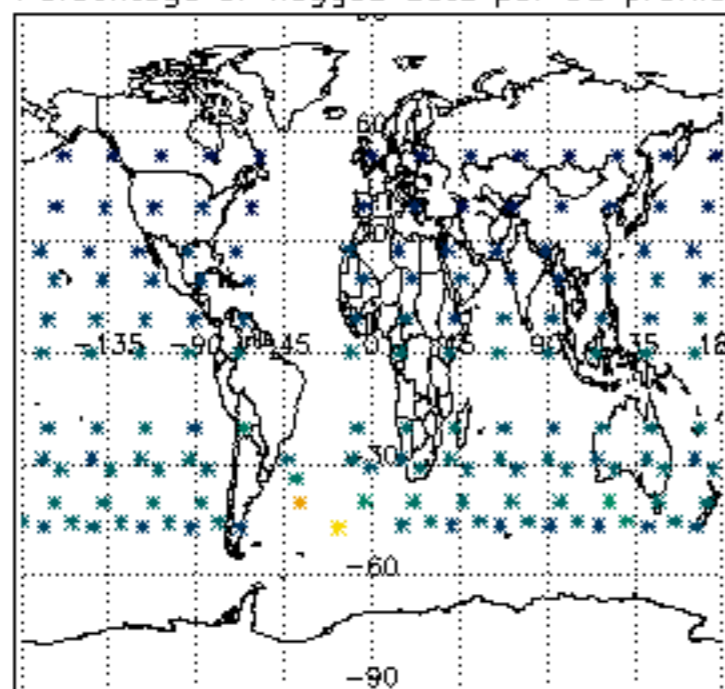
6. Auxiliary Data Files used for the production reported in section 2

The number reported in the third column indicates since which file (see list in section 2) the corresponding auxiliary file has been used. The fourth column is the date of those product files.

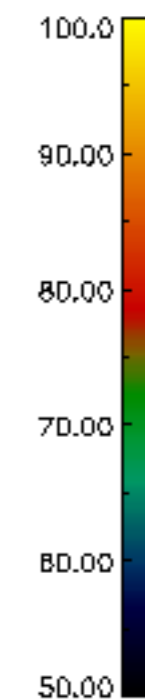
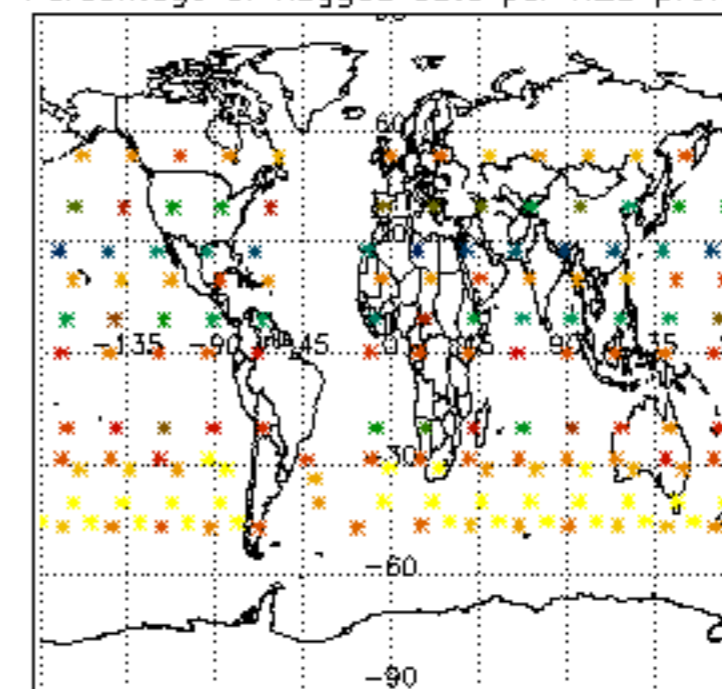
Type	Auxiliary Filename	Used since product	Used since product date
INST_PHYS_CHARACTERISTICS	GOM_INS_AXNIEC20050627_150440_20020301_000000_20100101_000000	1	04-DEC-2002 00:00:36
LEVEL-2_PROC_CONFIG	GOM_PR2_AXVIEC20091111_152718_20020301_000000_20500101_000000	1	04-DEC-2002 00:00:36
CROSS_SECTIONS_FILE	GOM_CRS_AXVIEC20091111_154832_20020301_000000_20500101_000000	1	04-DEC-2002 00:00:36



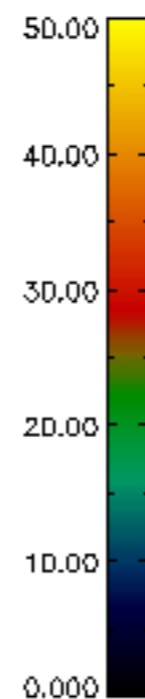
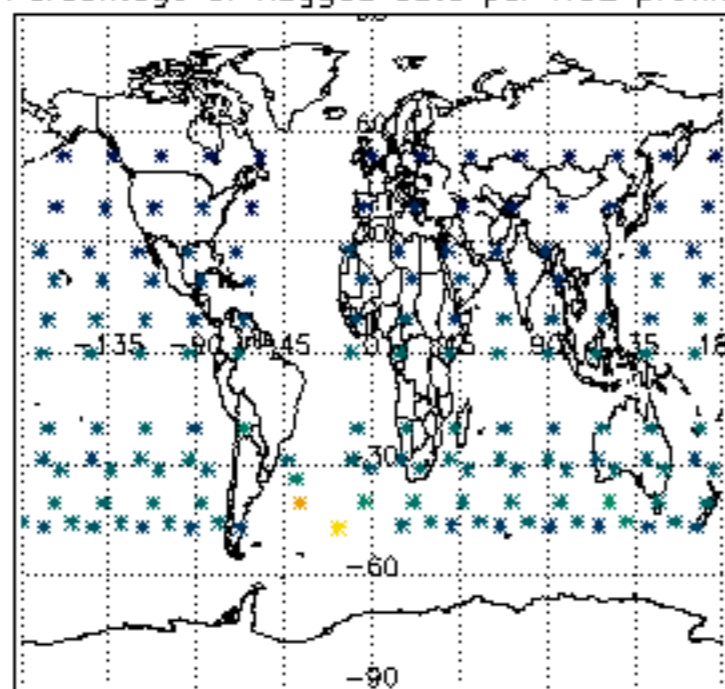
Percentage of flagged data per D3 profile



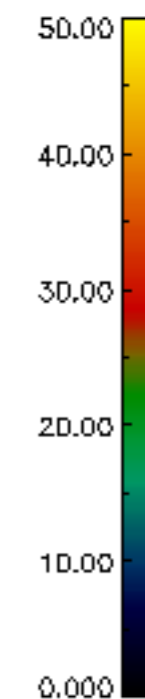
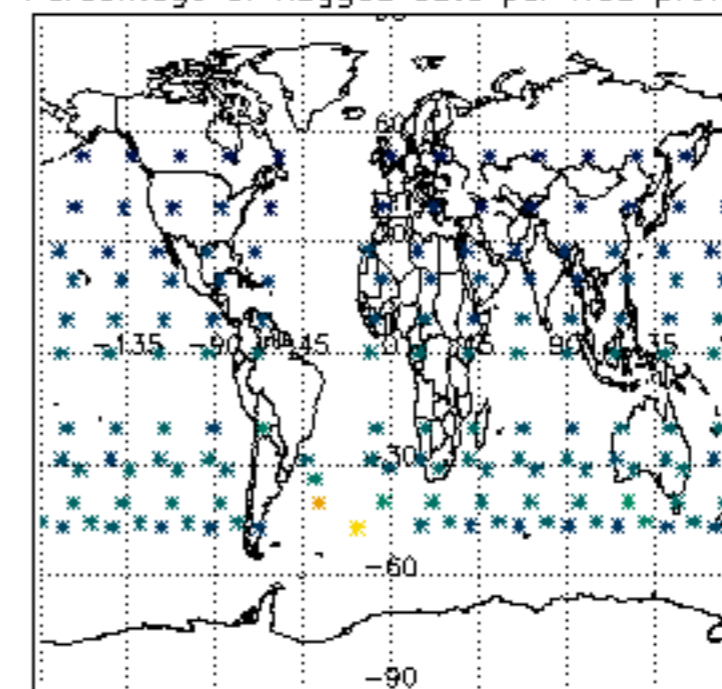
Percentage of flagged data per H2O profile

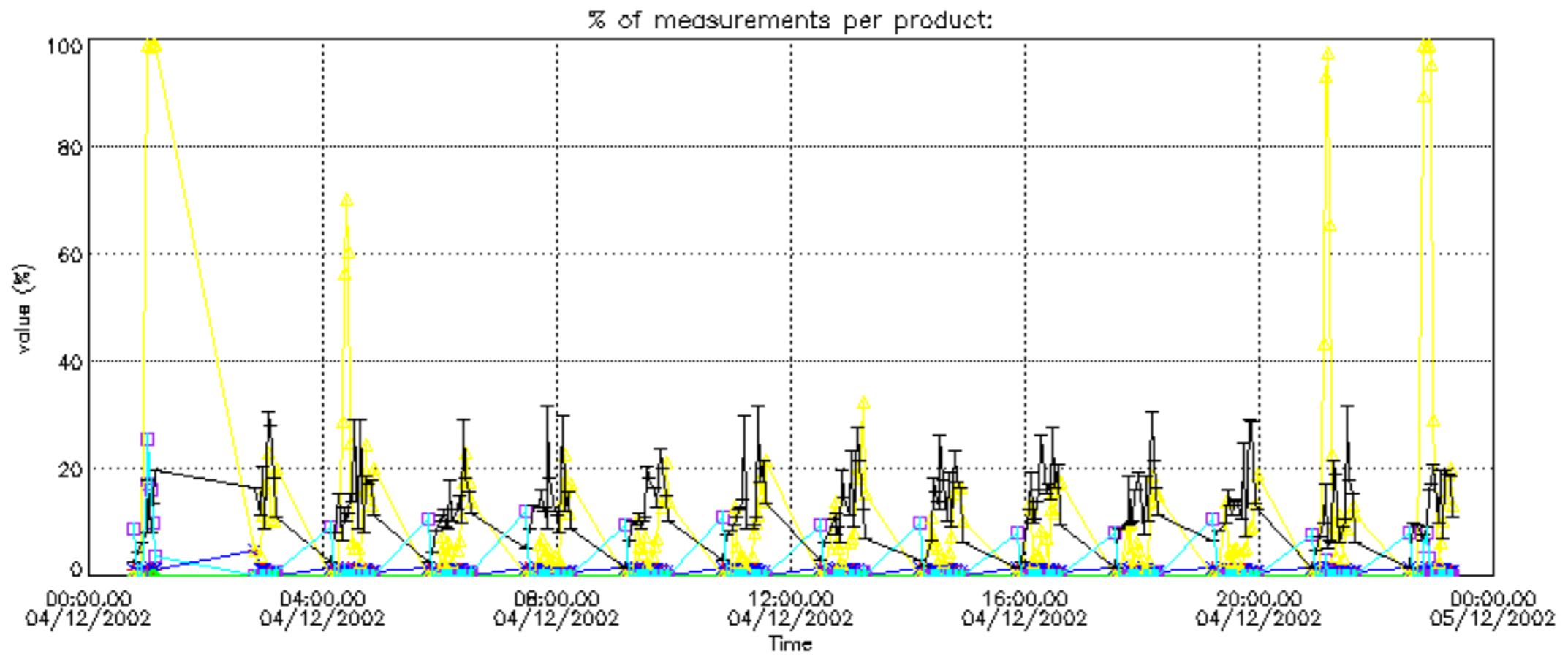


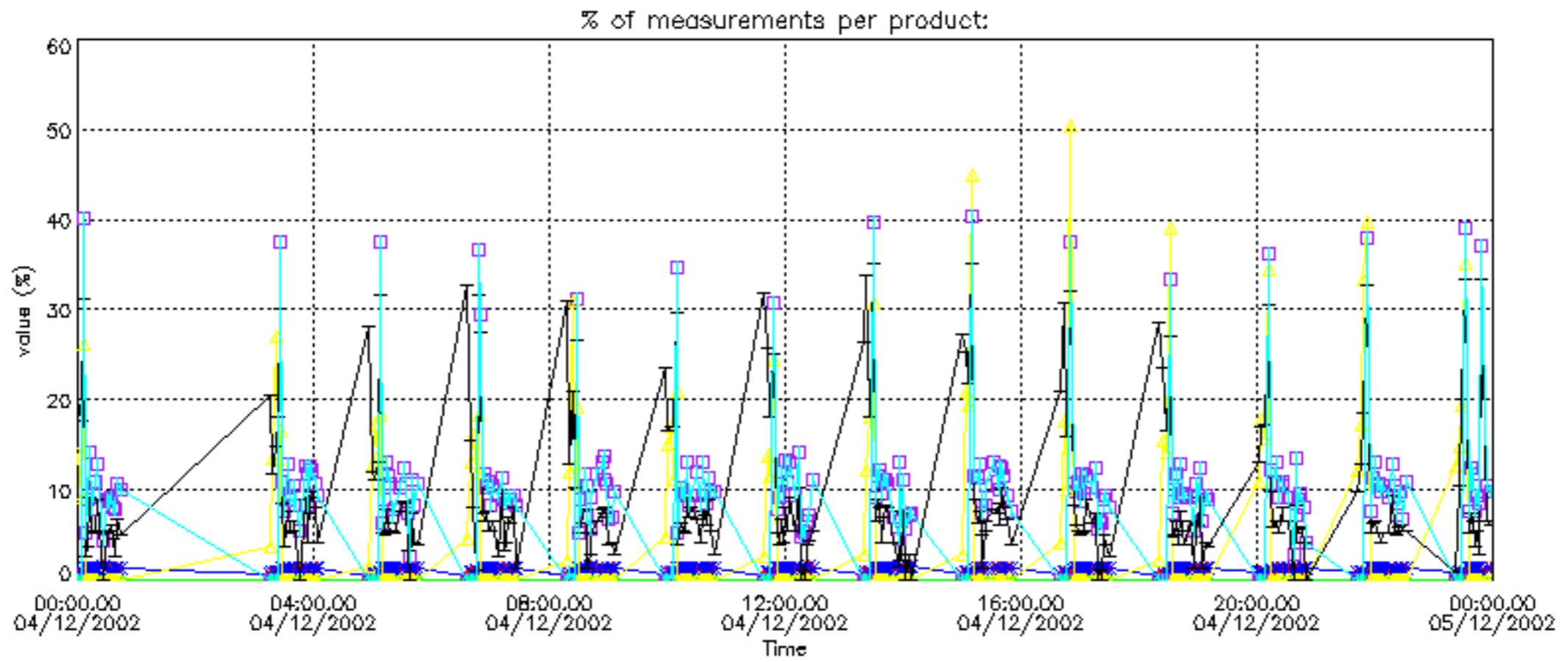
Percentage of flagged data per NO2 profile



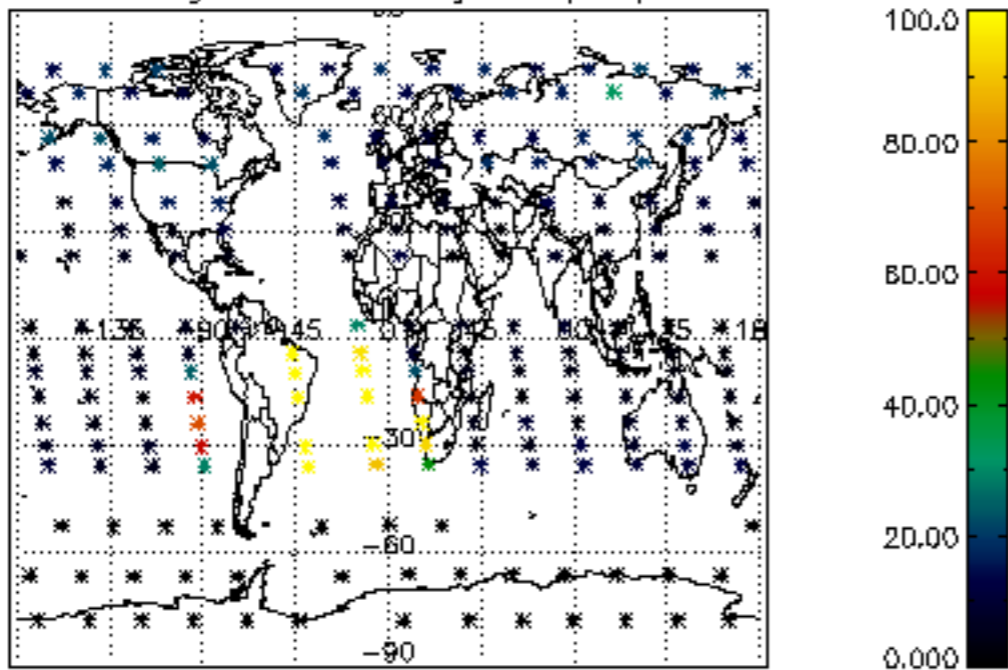
Percentage of flagged data per NO3 profile



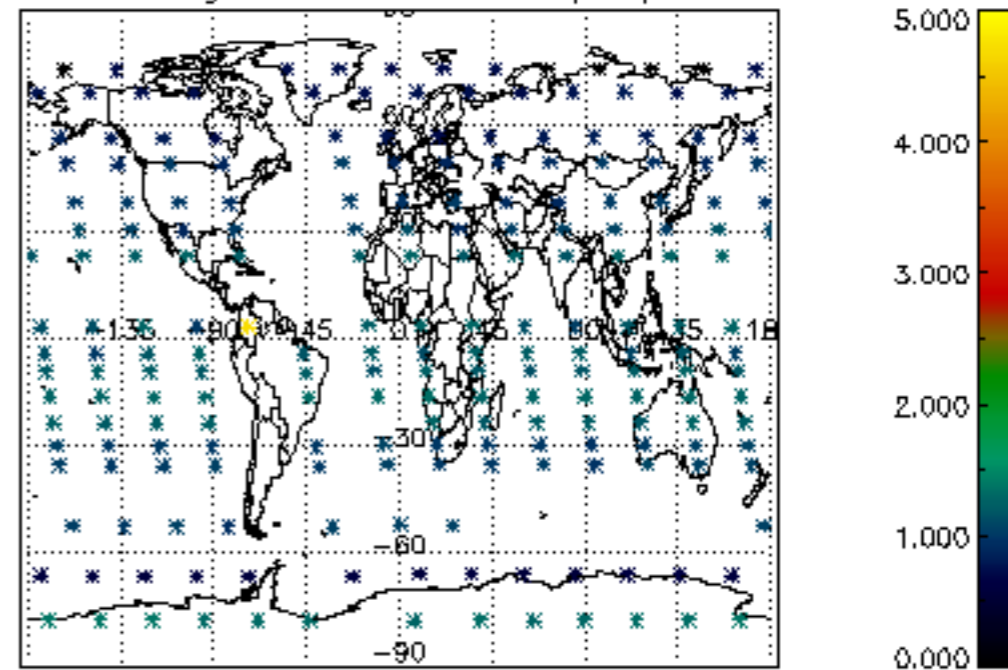




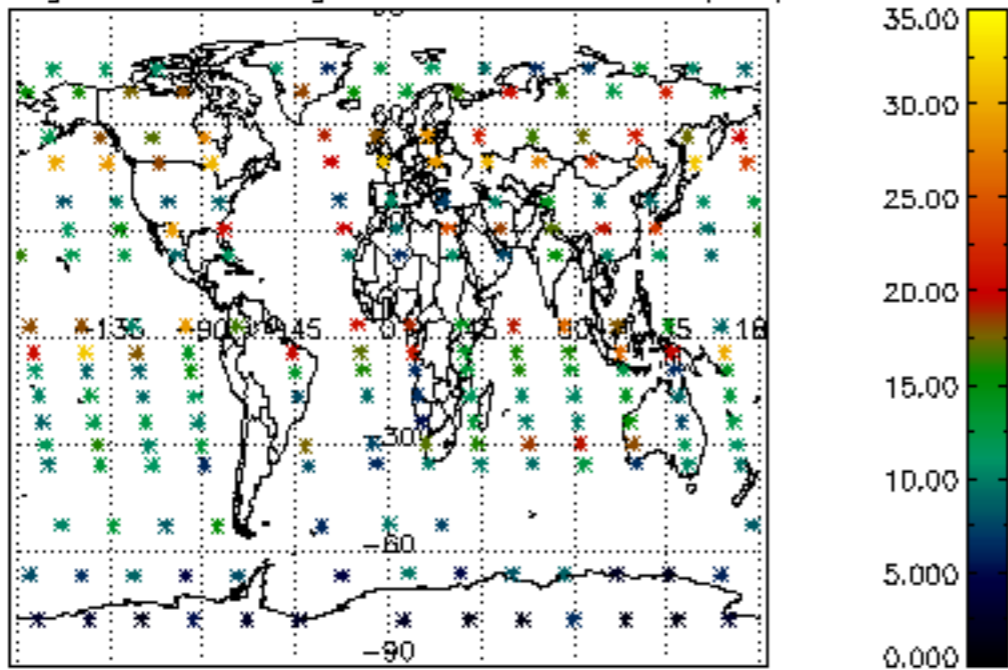
Percentage of cosmic ray hits per profile



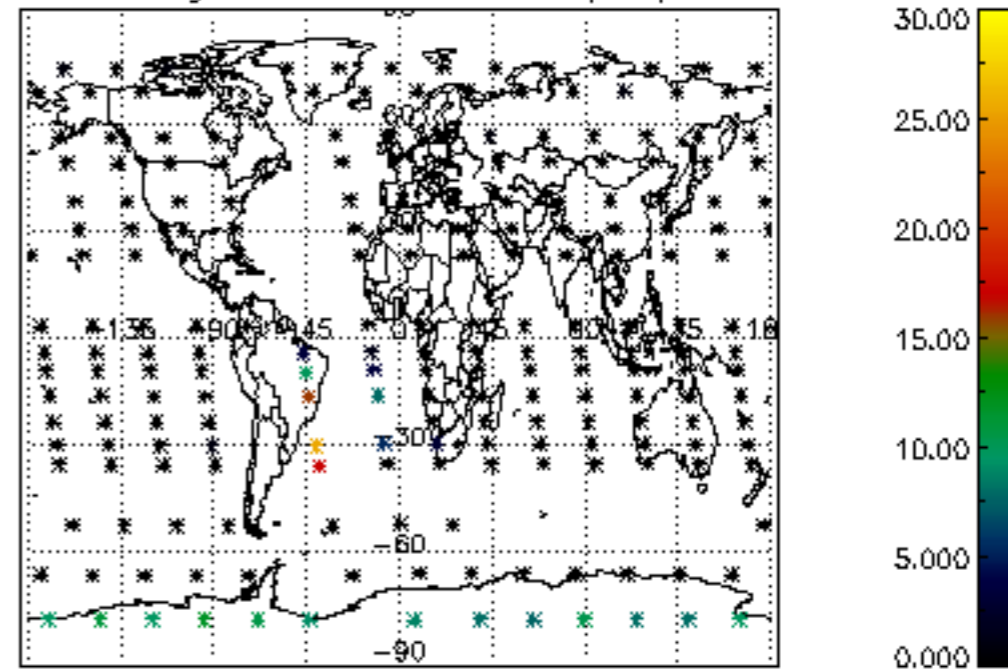
Percentage of datation errors per profile



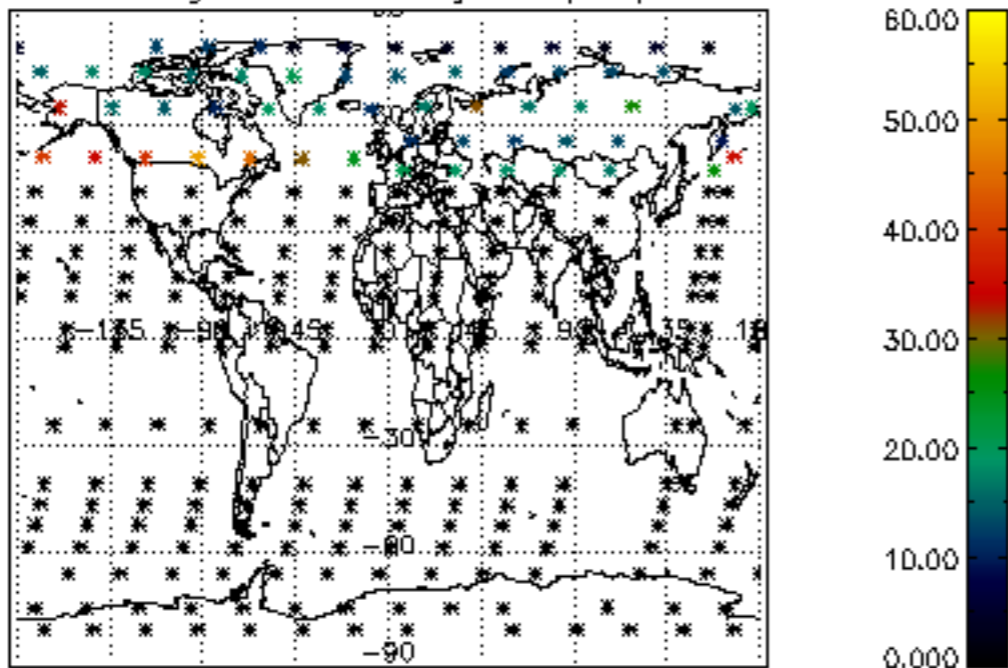
Percentage of star falling outside central band per profile



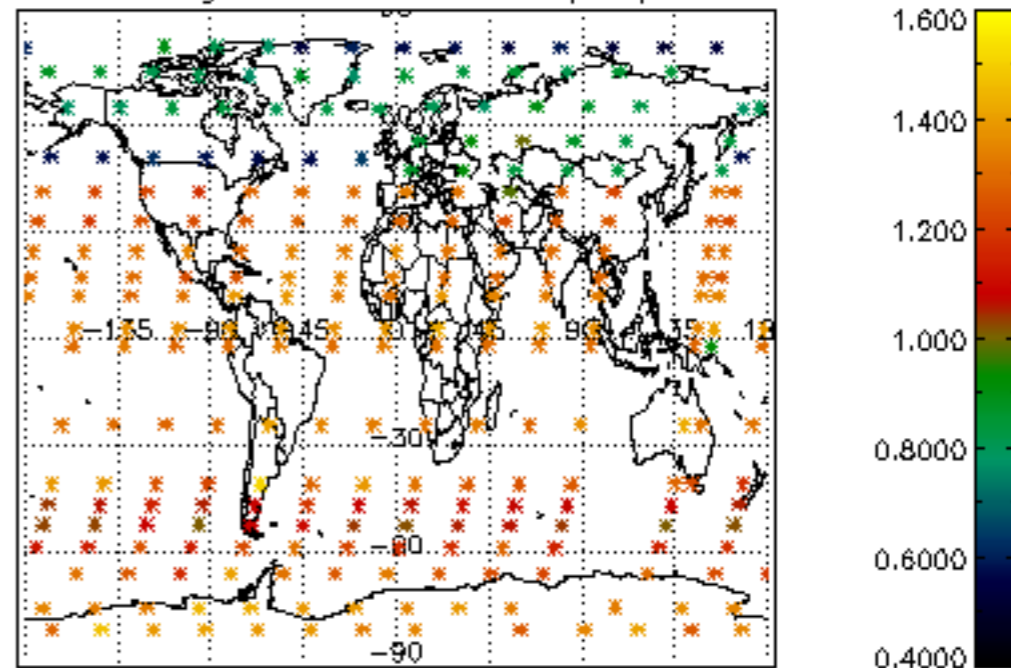
Percentage of saturation errors per profile



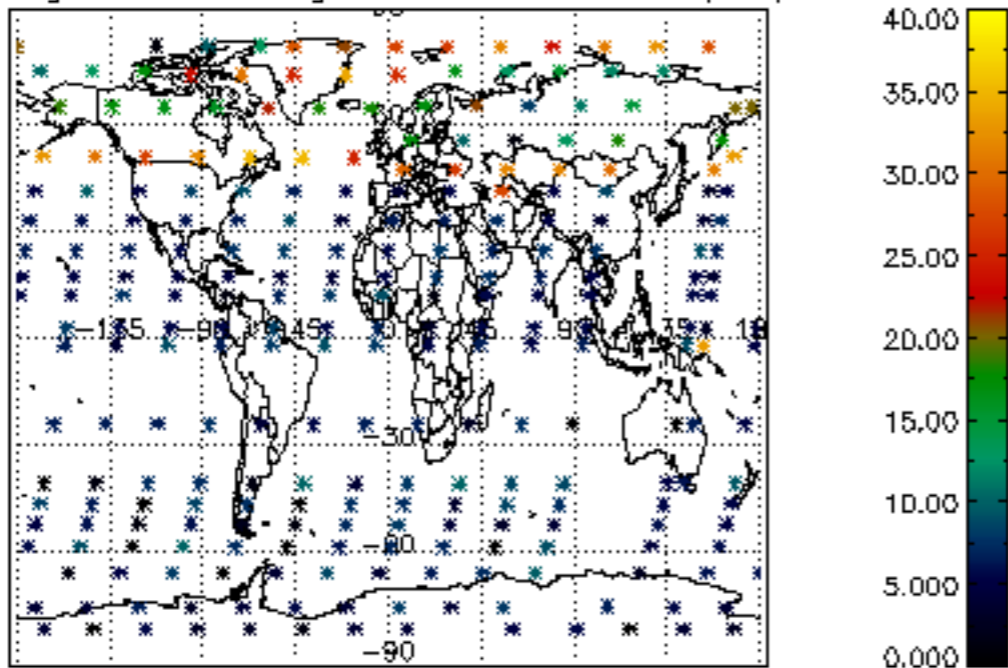
Percentage of cosmic ray hits per profile



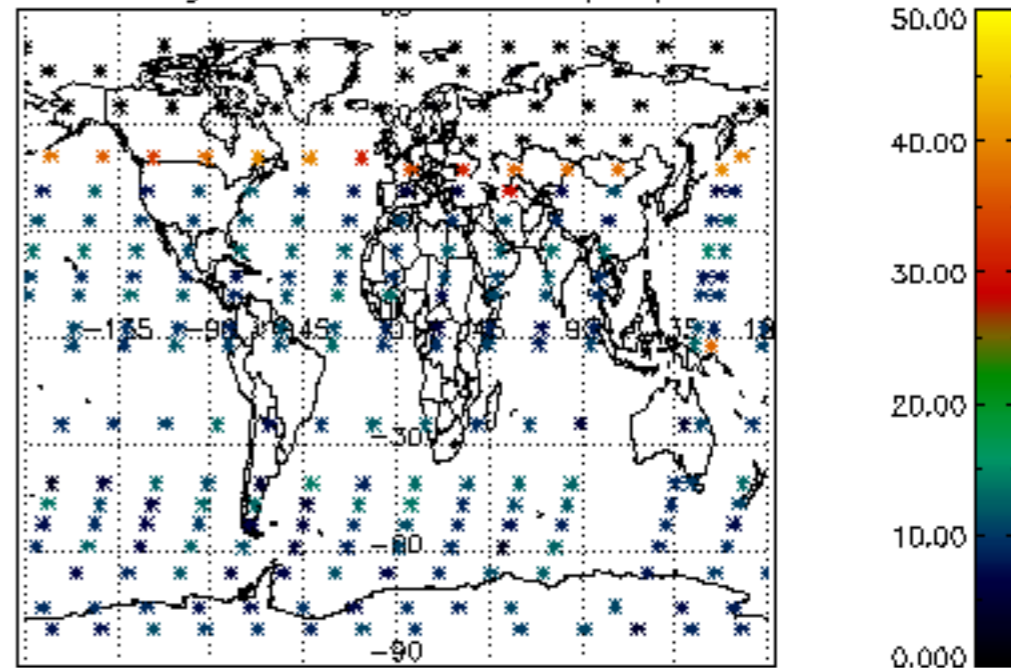
Percentage of datation errors per profile

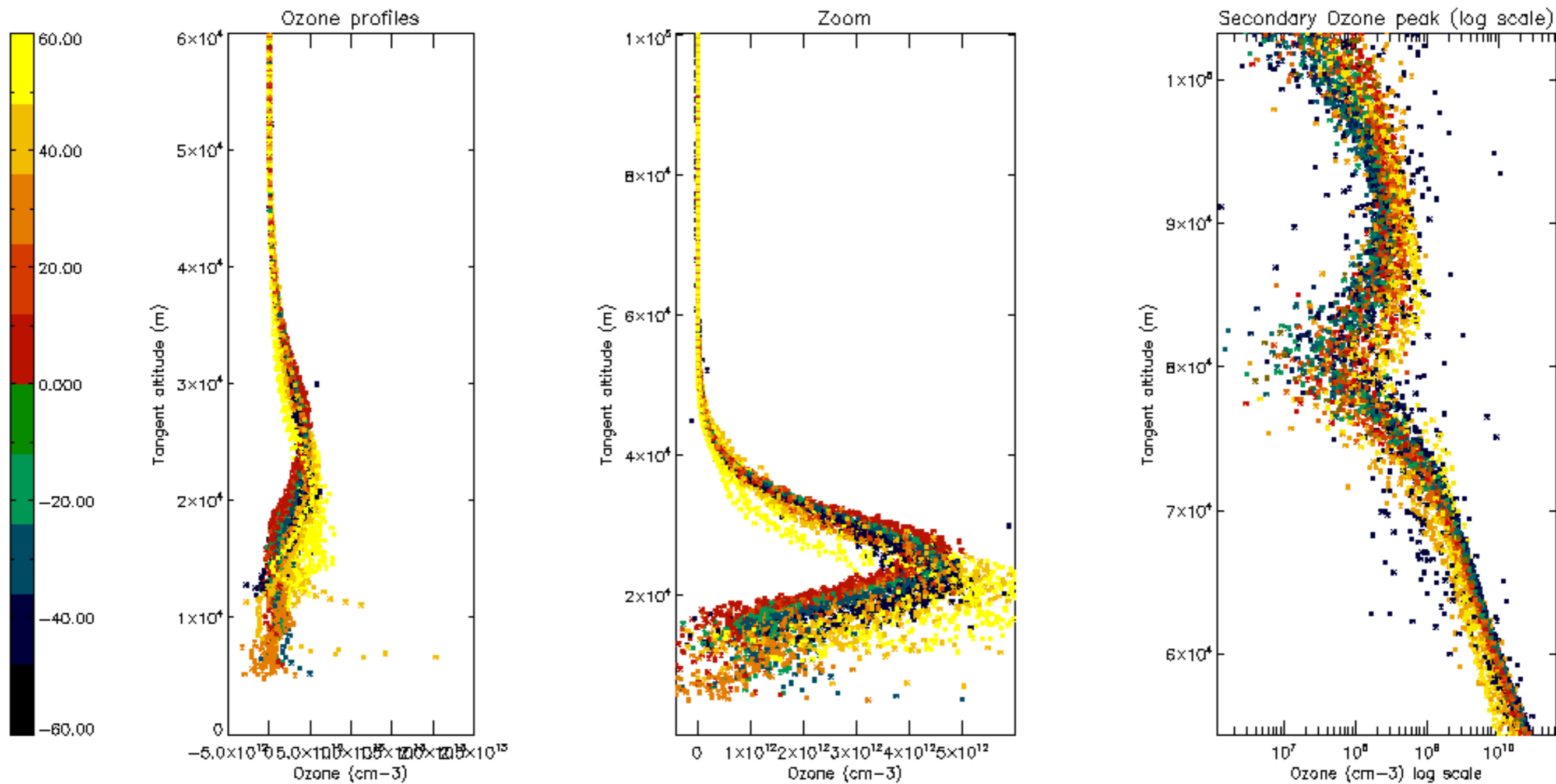


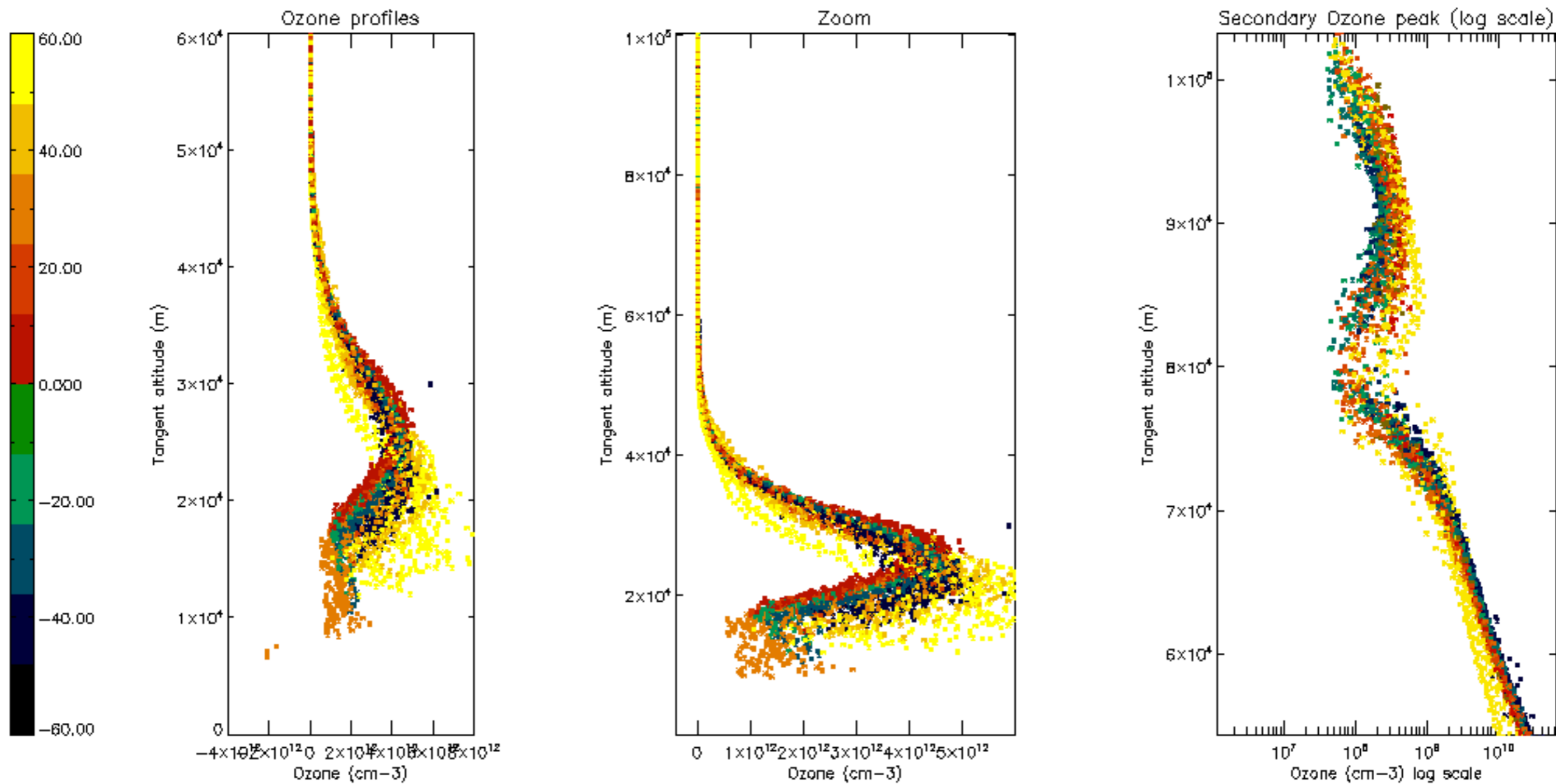
Percentage of star falling outside central band per profile

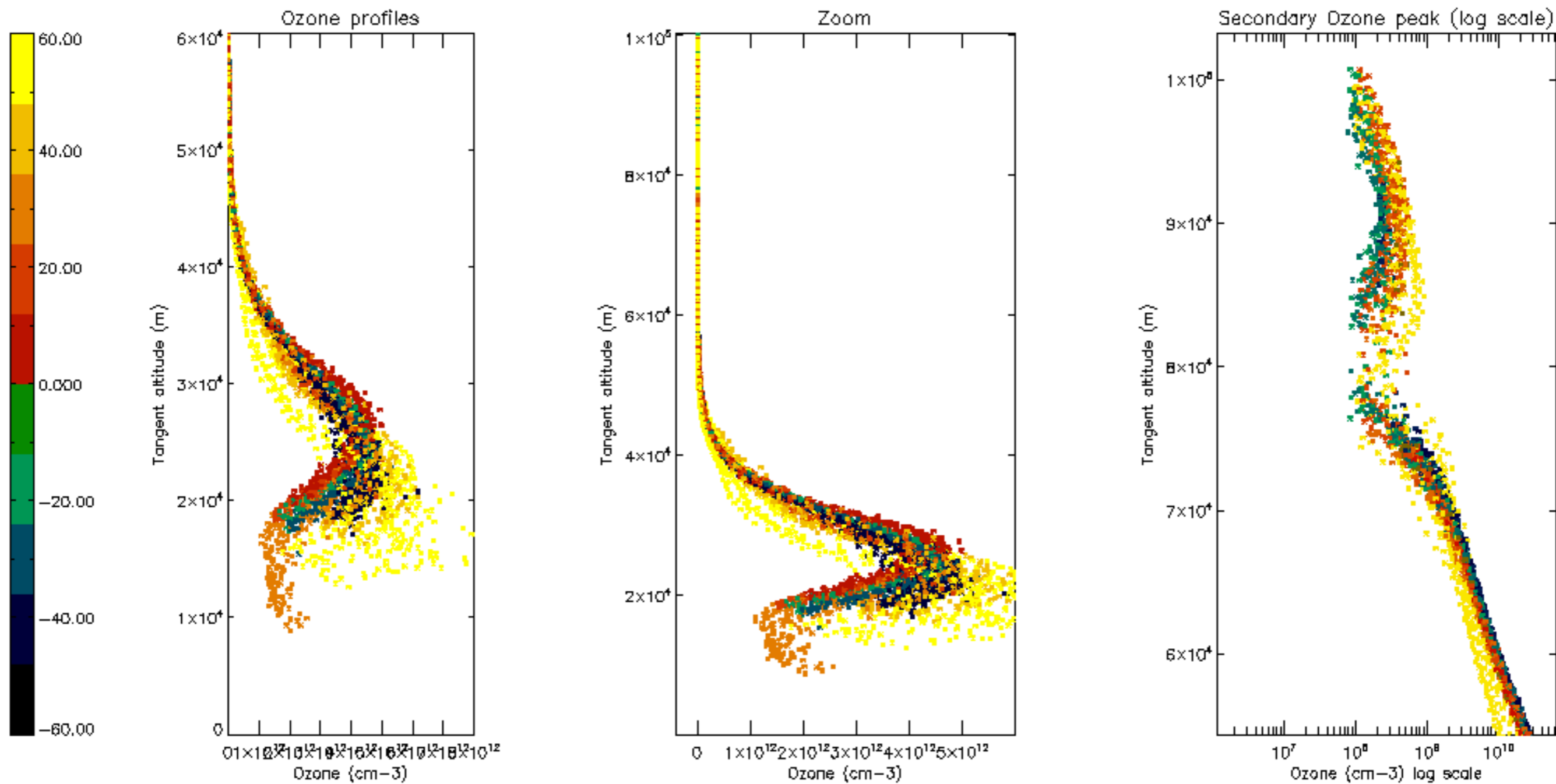


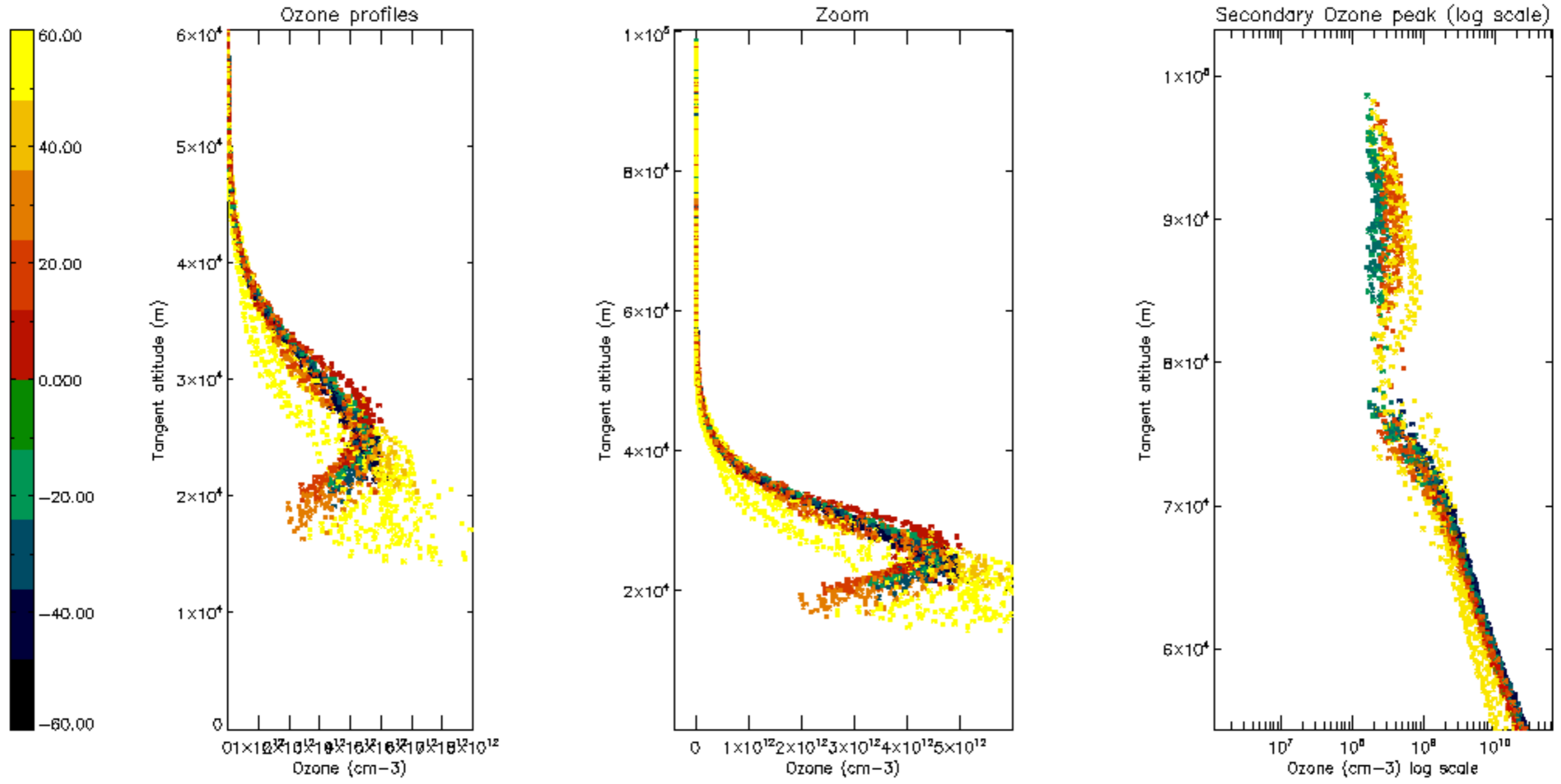
Percentage of saturation errors per profile

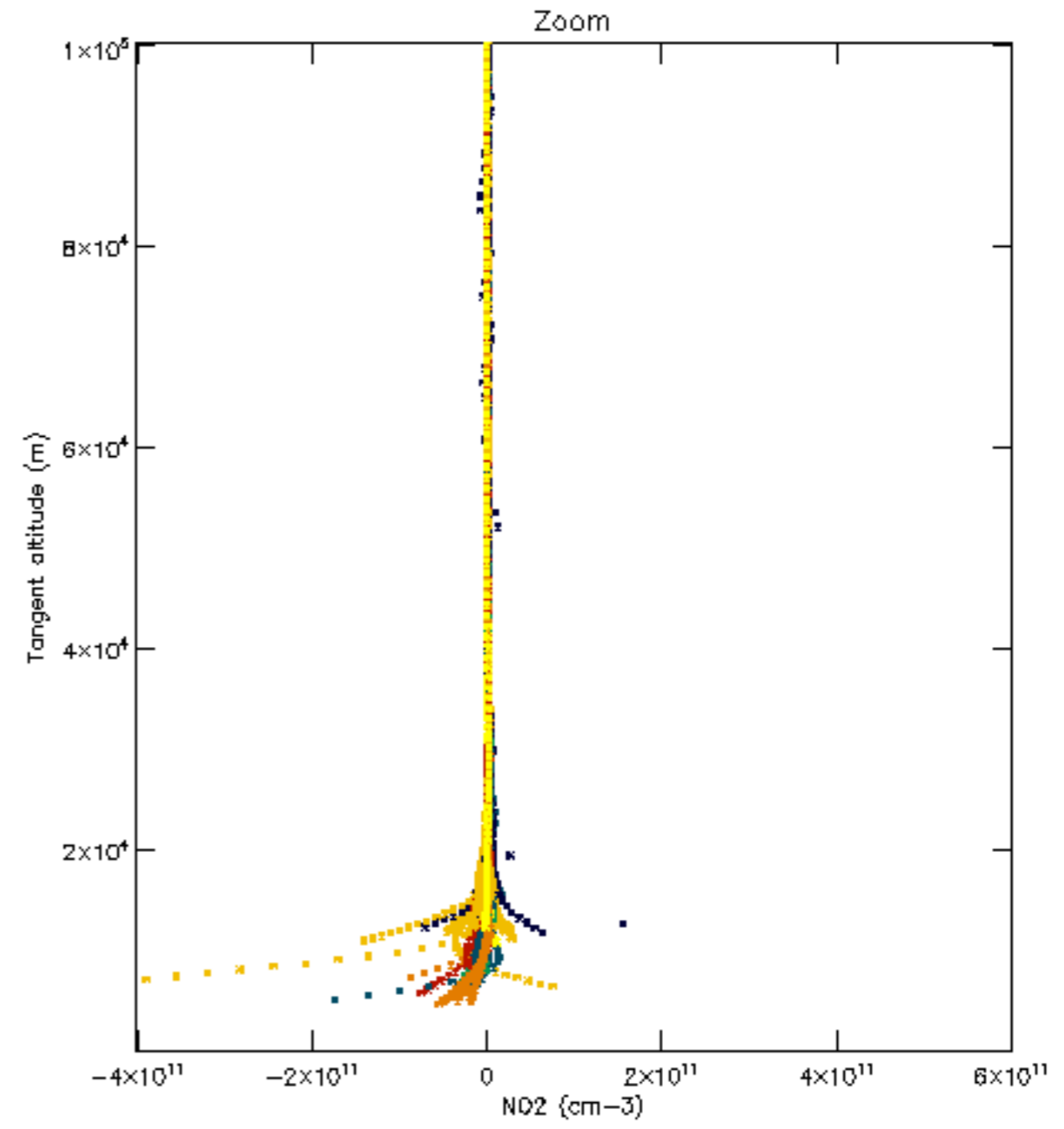
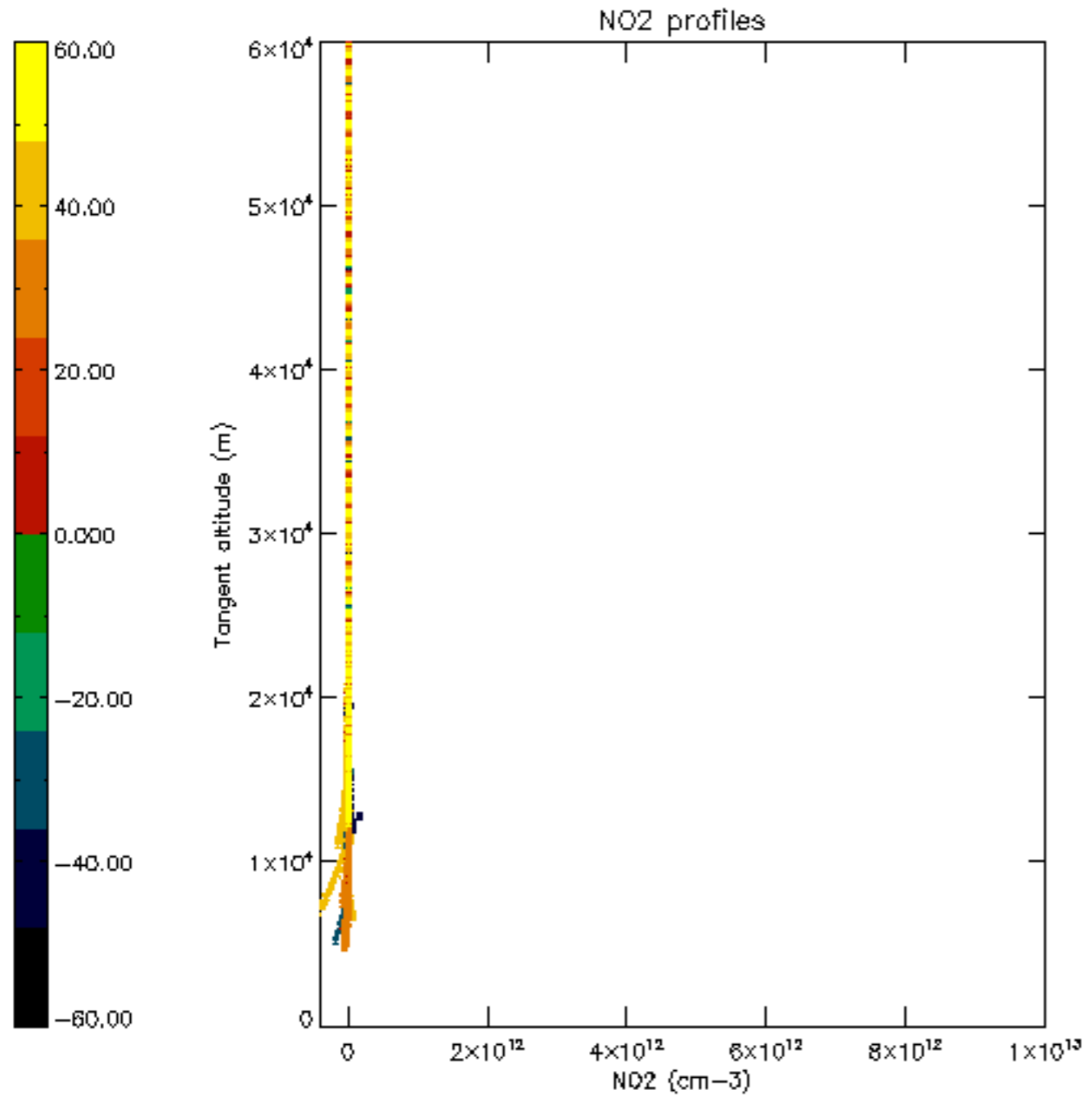


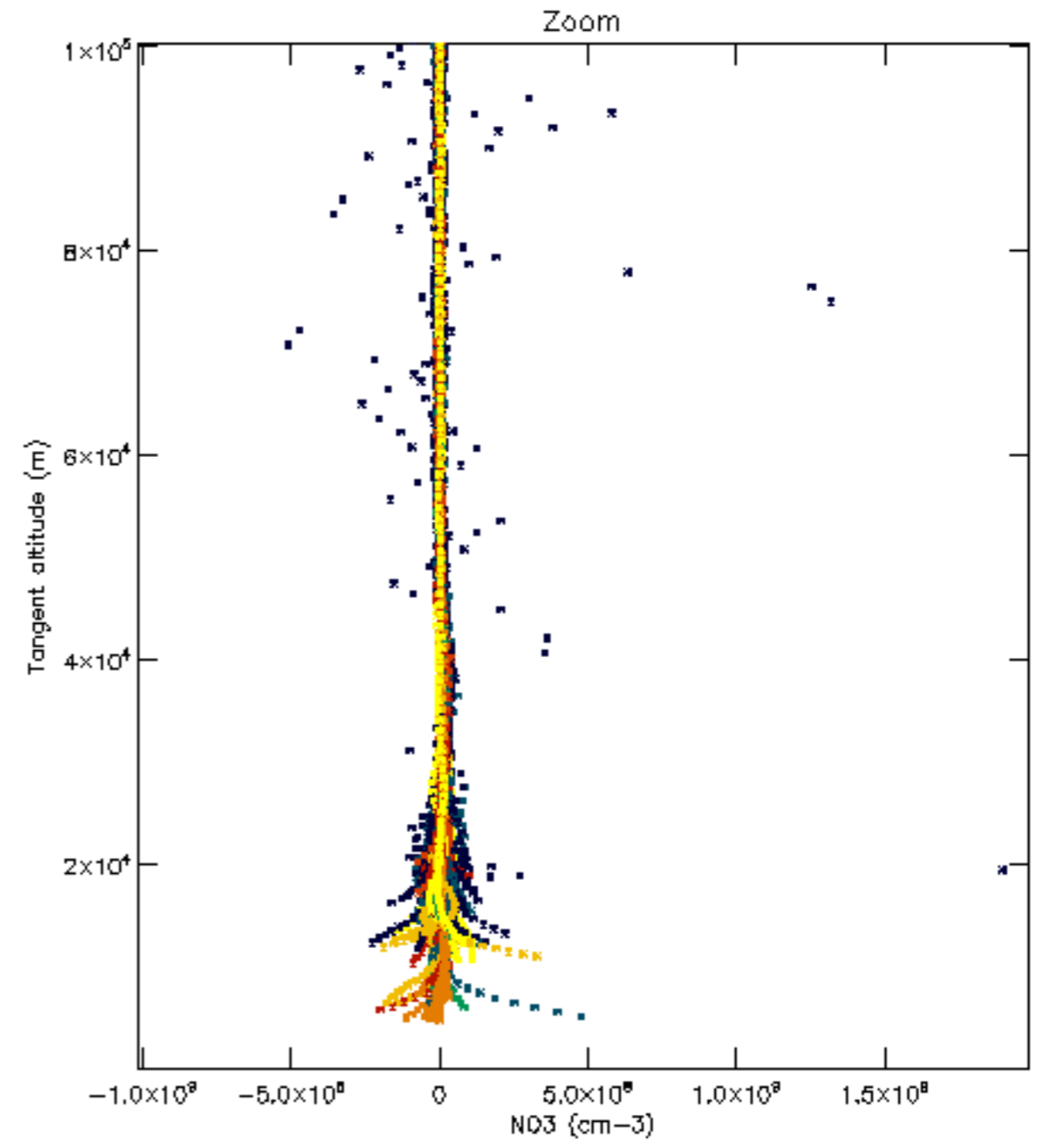
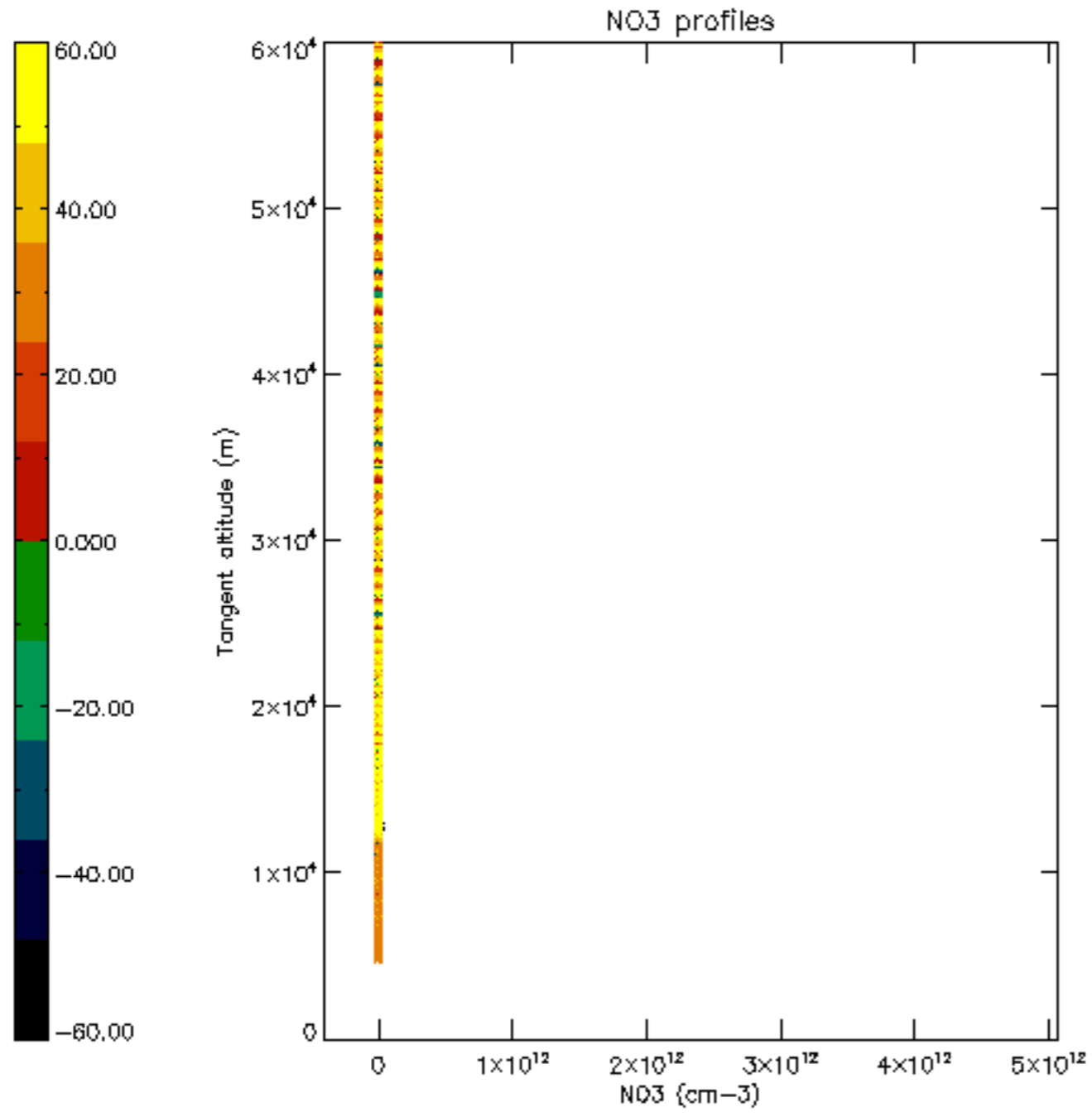


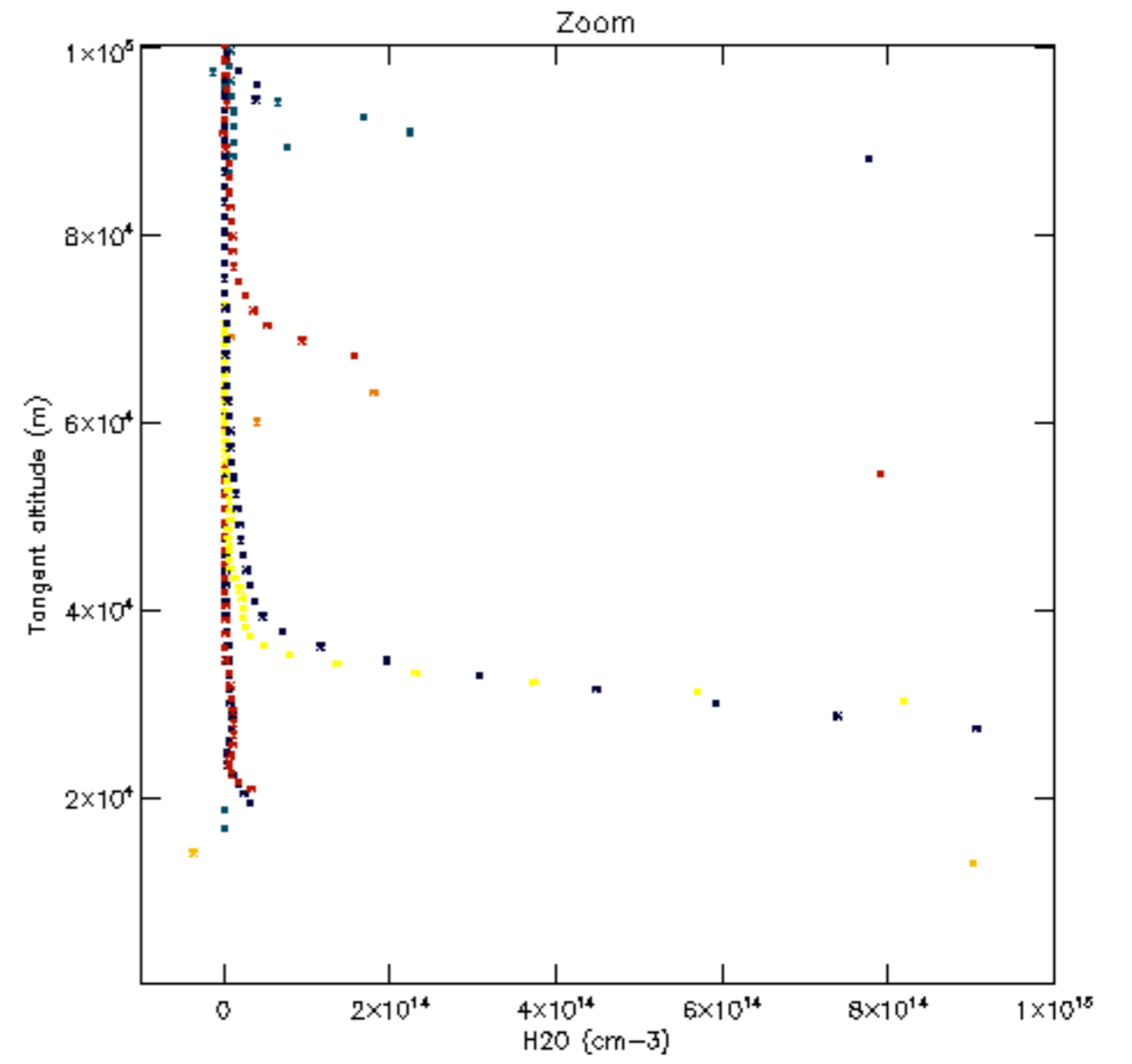
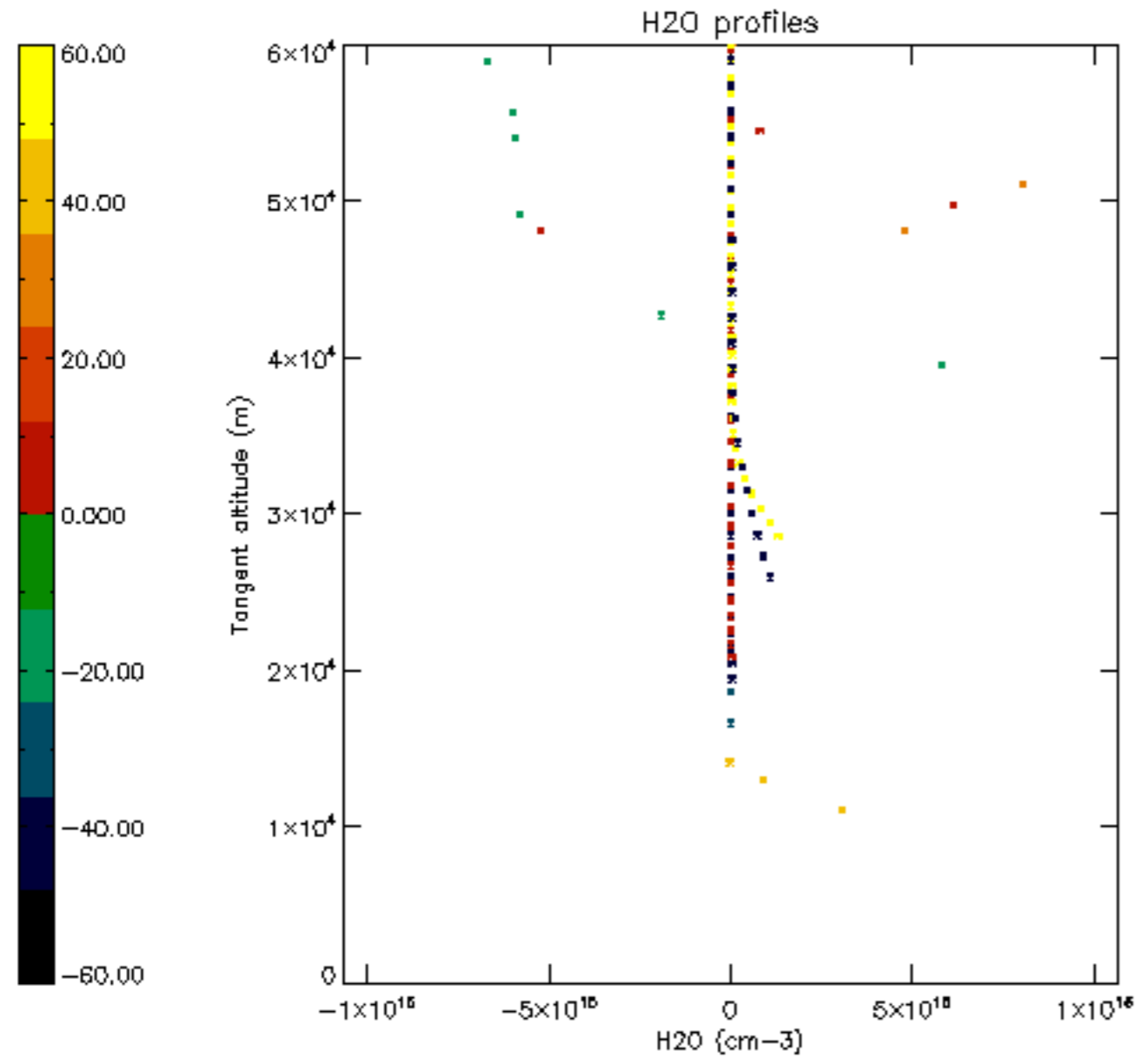


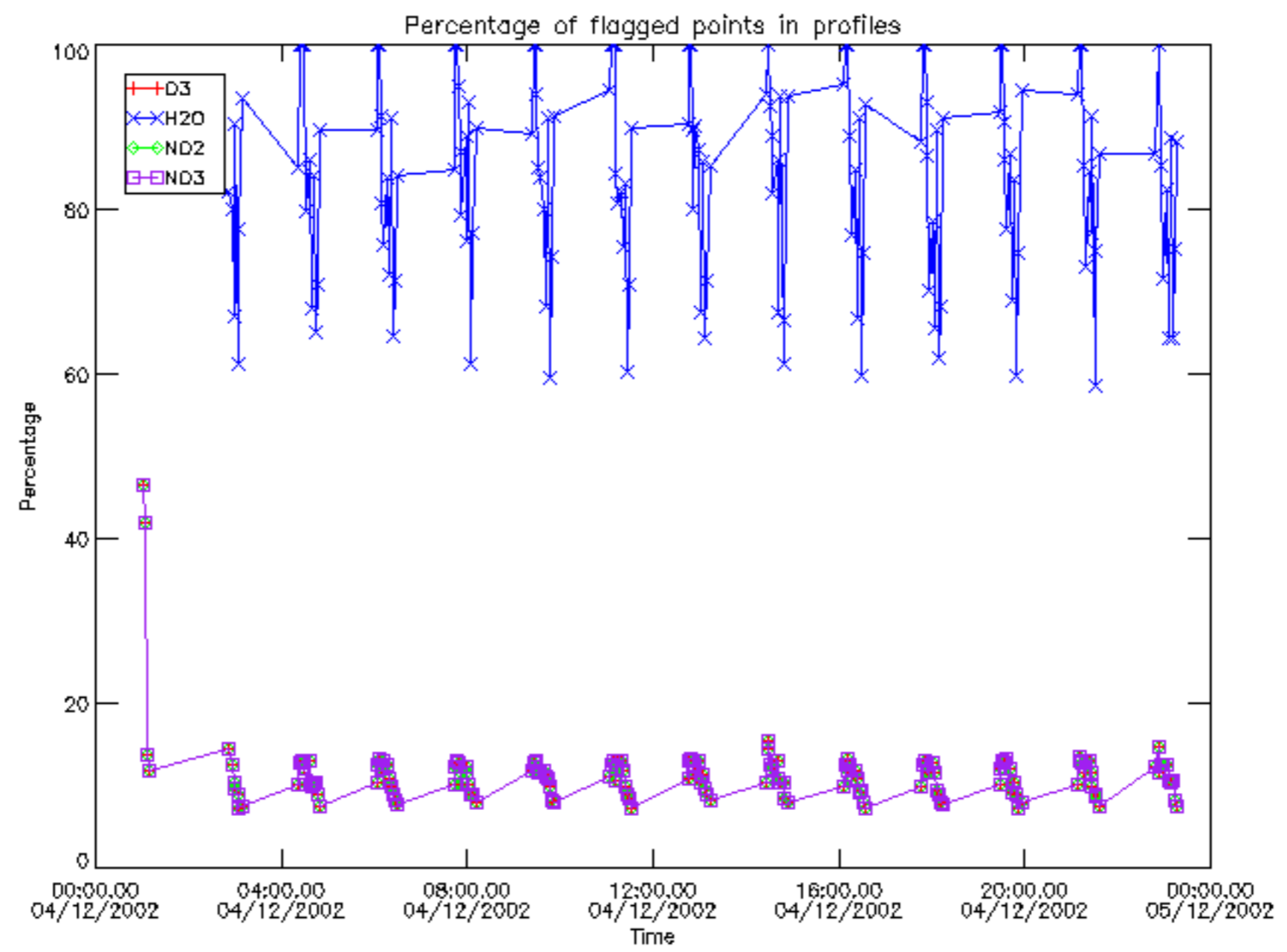




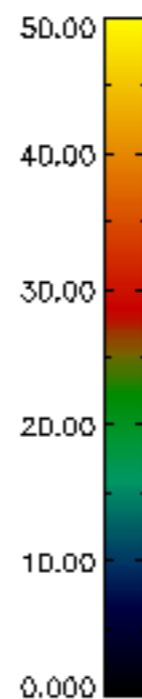
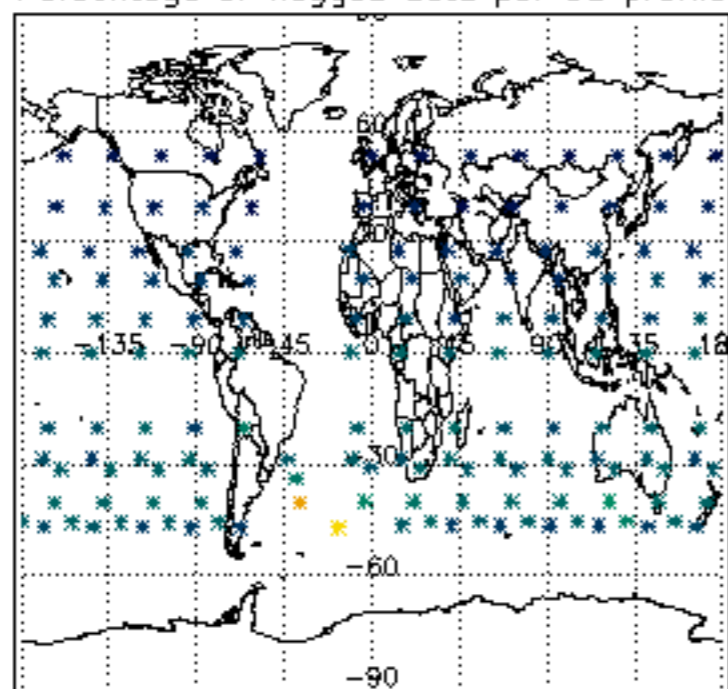




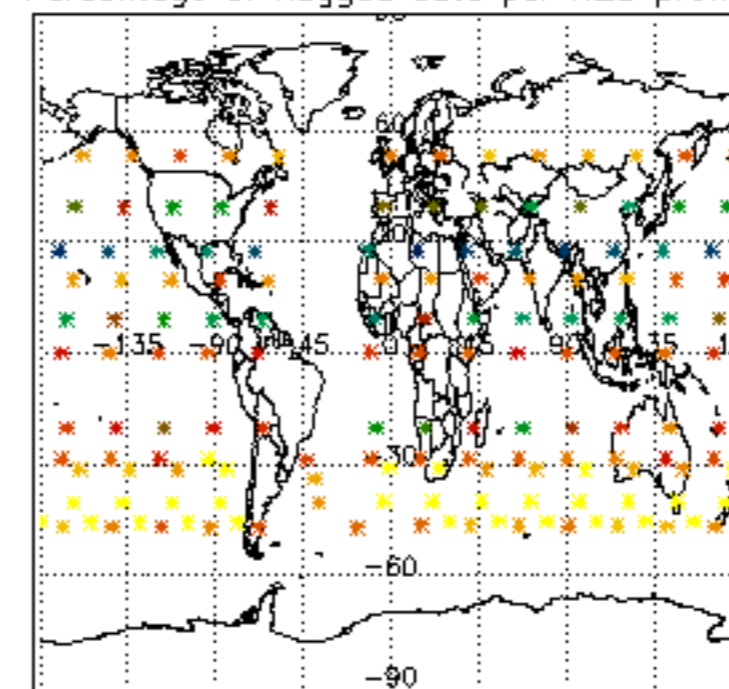




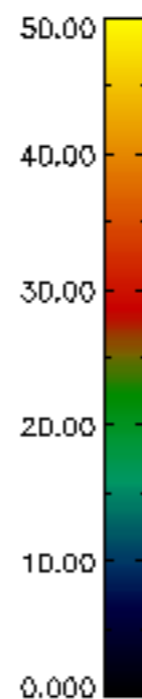
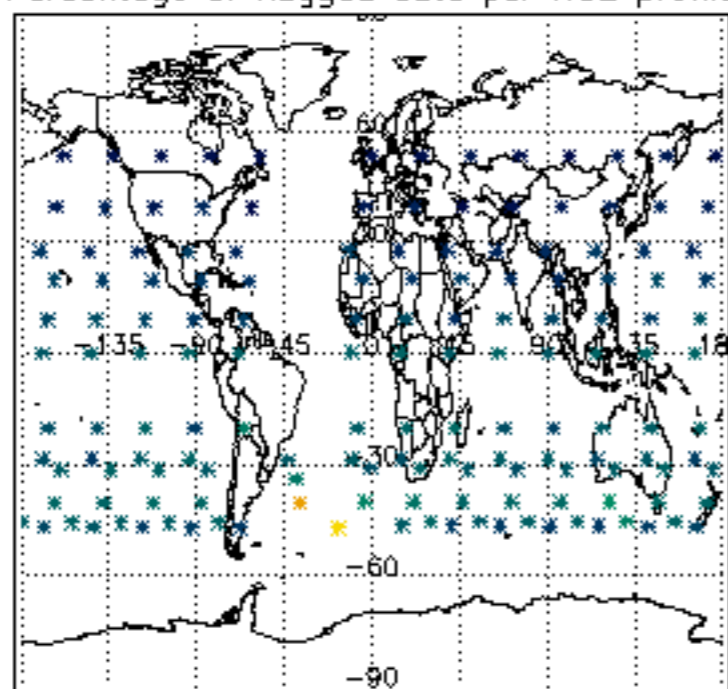
Percentage of flagged data per D3 profile



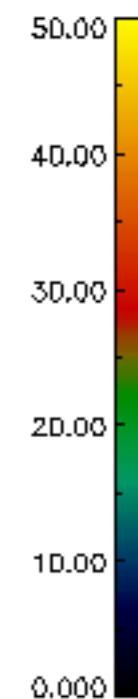
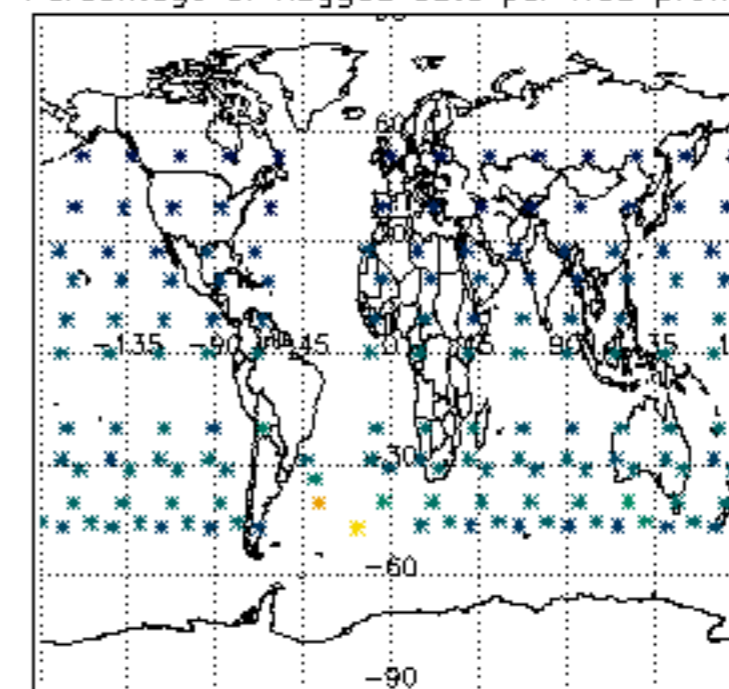
Percentage of flagged data per H2O profile

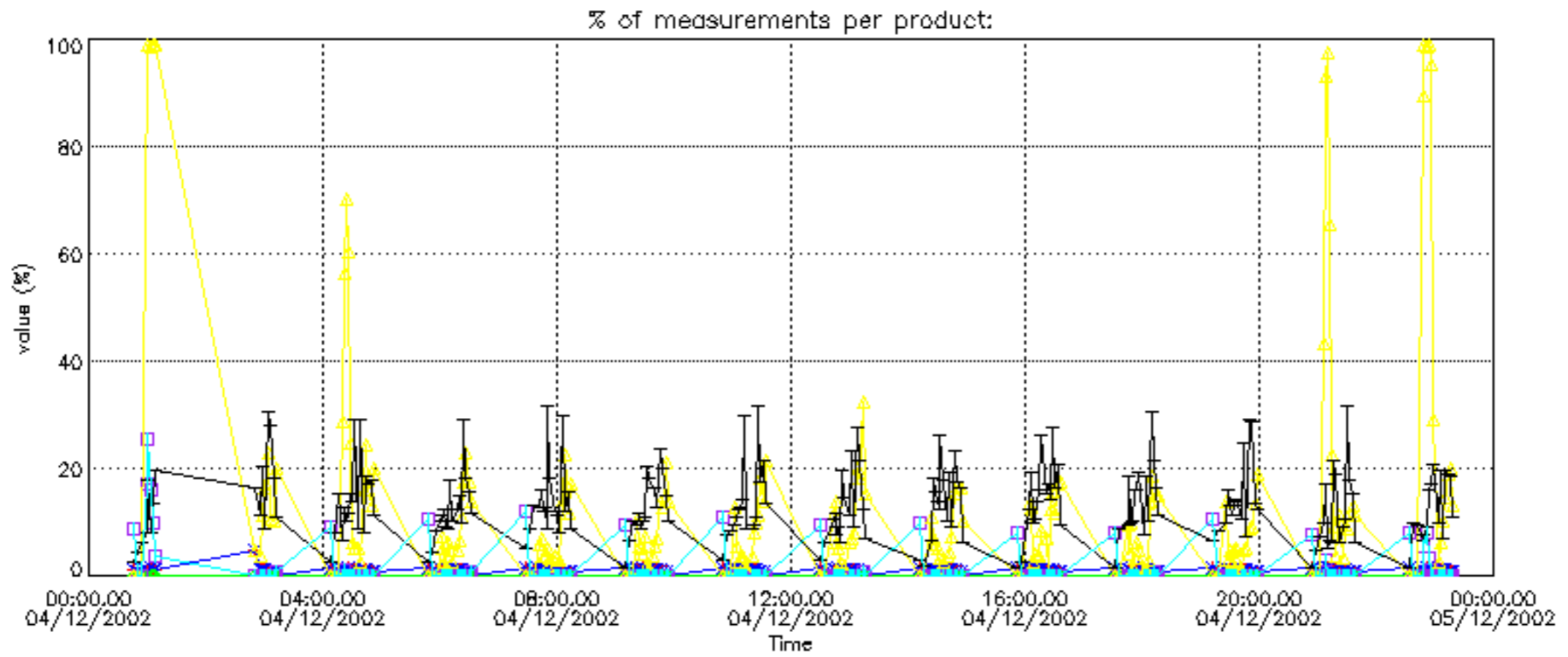


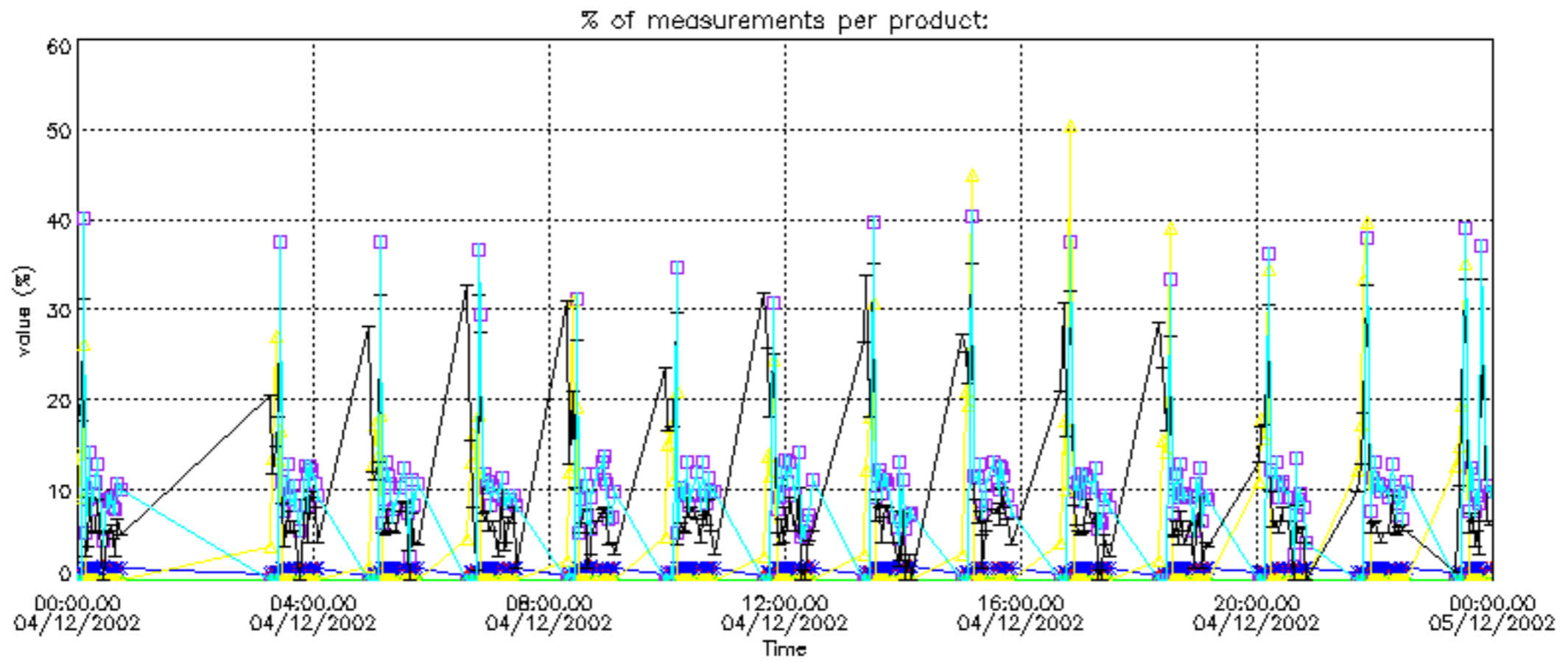
Percentage of flagged data per NO2 profile



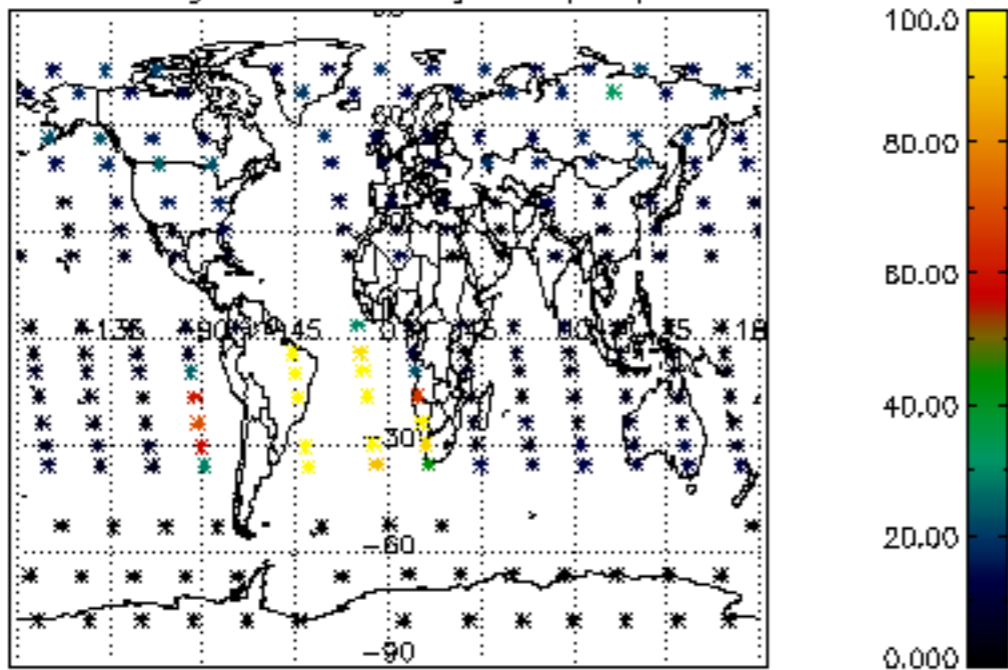
Percentage of flagged data per NO3 profile



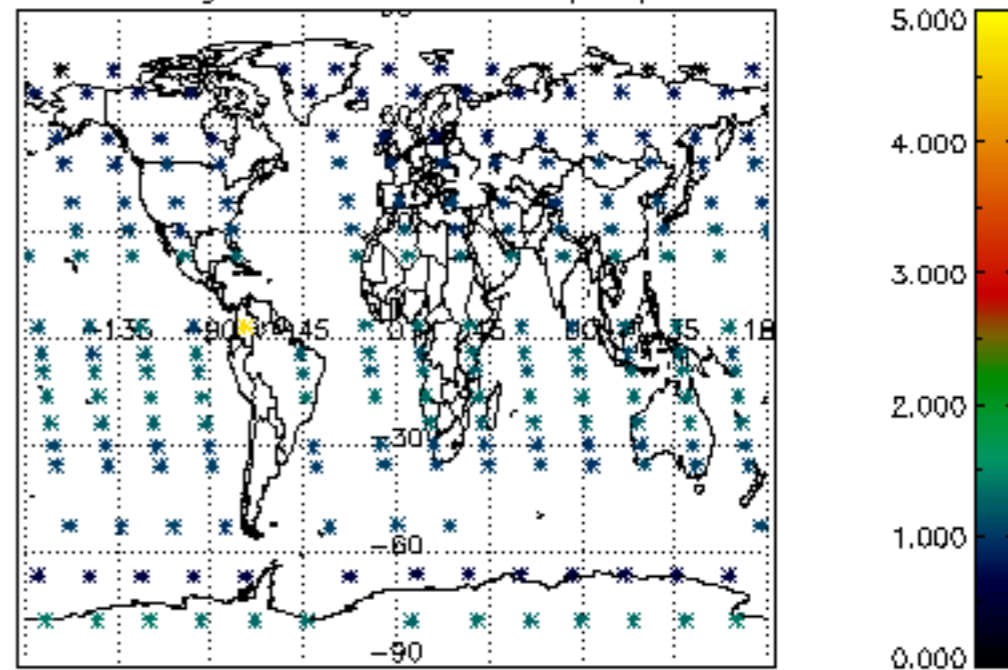




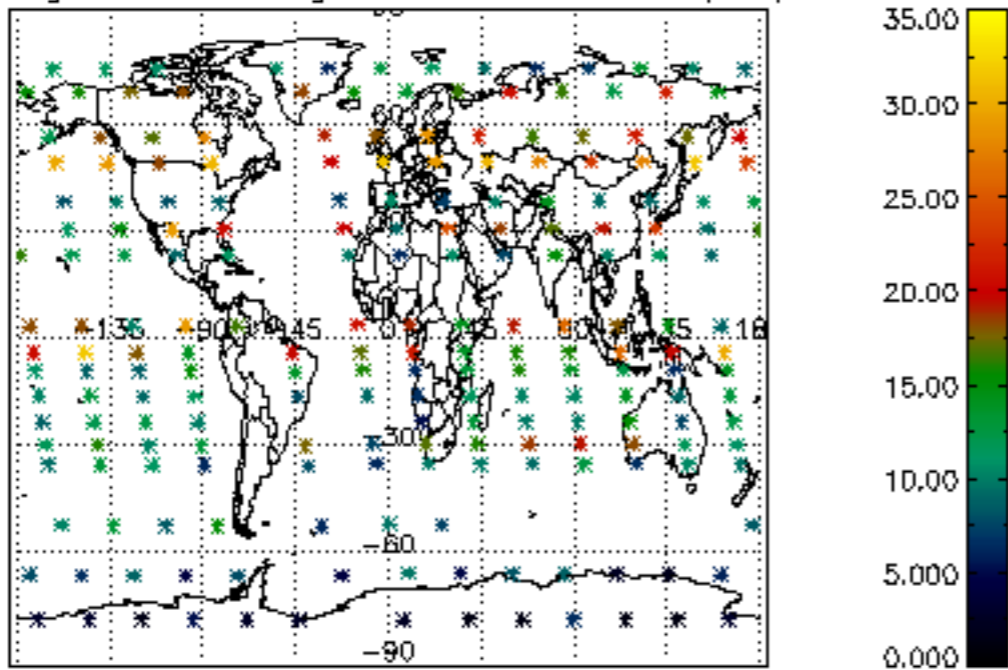
Percentage of cosmic ray hits per profile



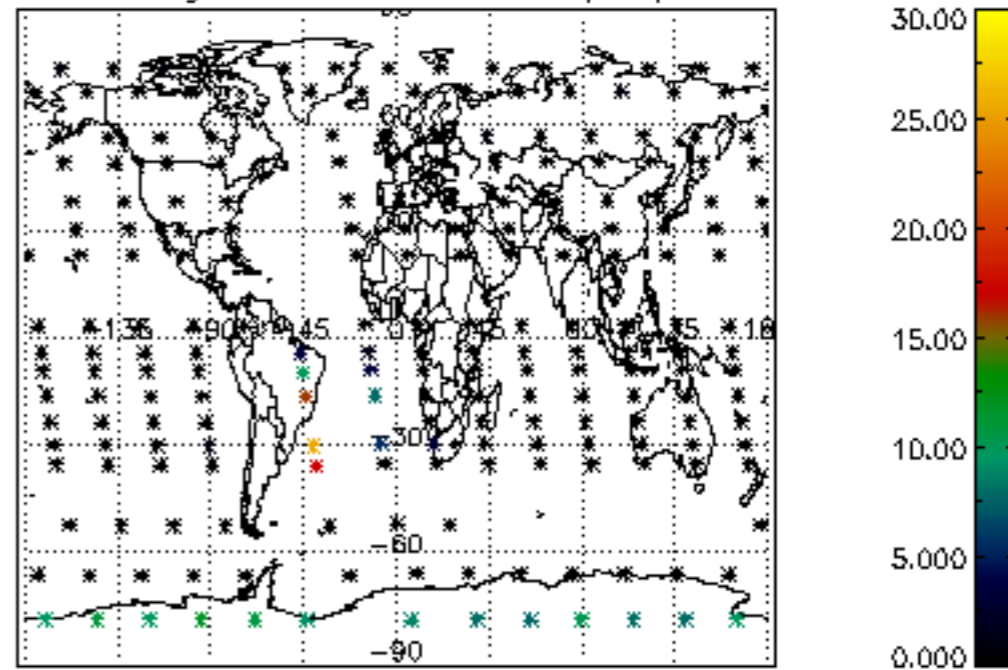
Percentage of datation errors per profile



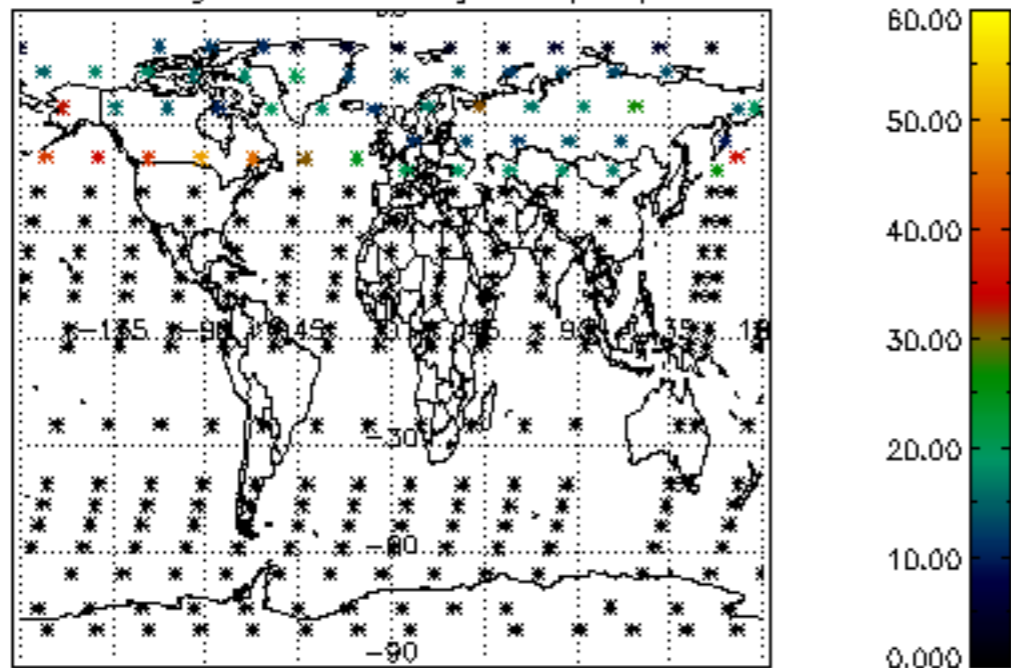
Percentage of star falling outside central band per profile



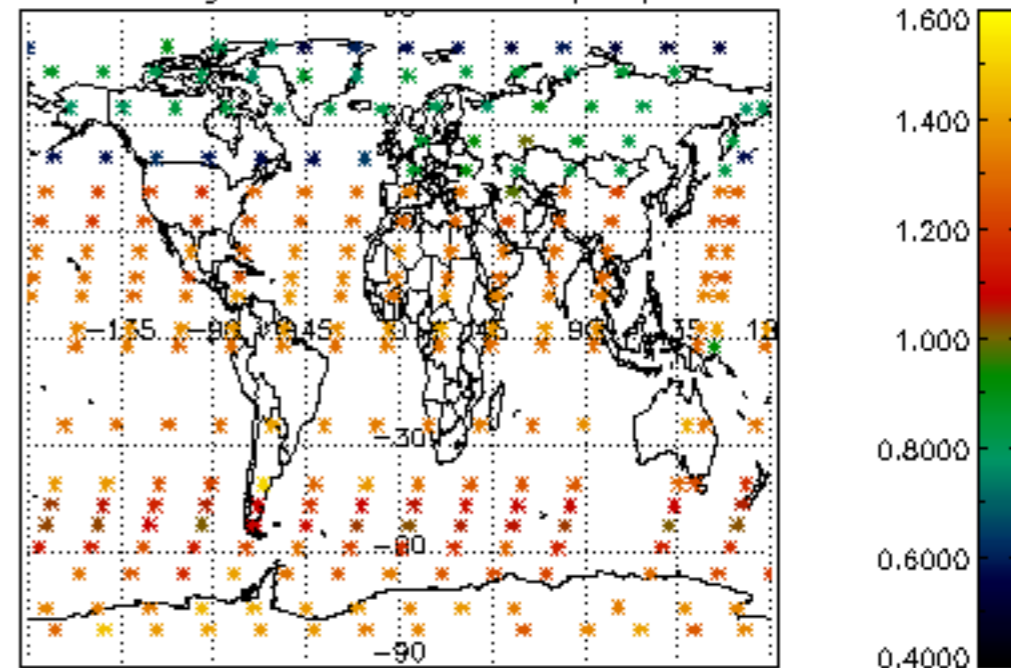
Percentage of saturation errors per profile



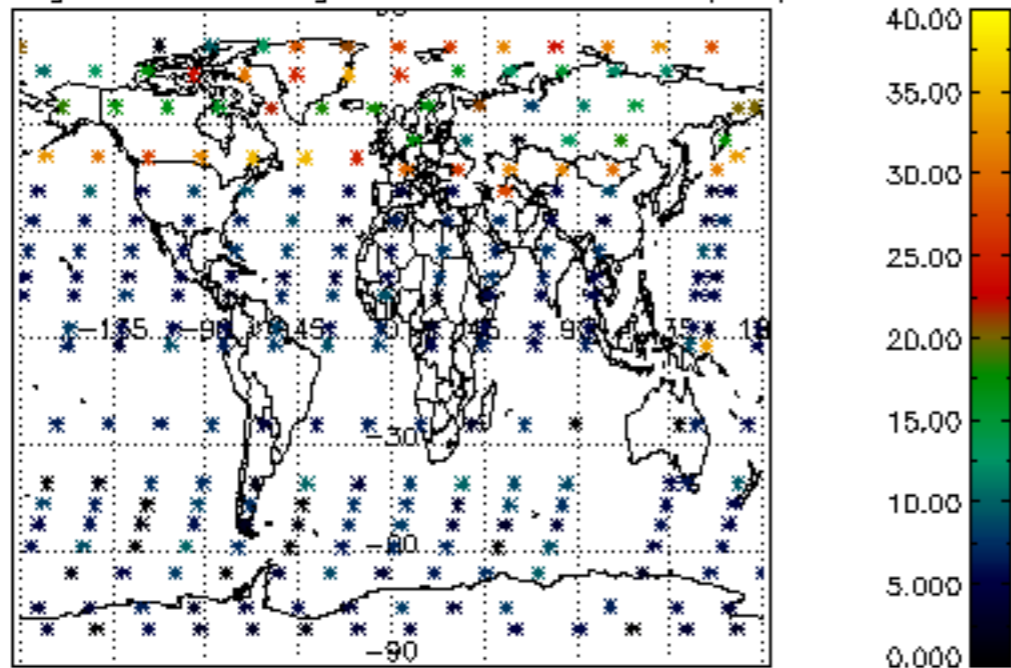
Percentage of cosmic ray hits per profile



Percentage of datation errors per profile



Percentage of star falling outside central band per profile



Percentage of saturation errors per profile

