

GOMOS Level 2 Daily Report

SUMMARY

[1. General Info](#)

[2. Summary of processed GOM_NL_2P products](#)

[3. Level 2 Quality information per product](#)

[3.1 Plot of level 2 quality information per product \(time dependant\)](#)

[3.2 Plot of level 2 quality information per product \(world map\)](#)

[4. Level 1 Quality information per product \(stored on level 2 products\)](#)

[4.1 Plot of level 1 quality information per product \(time dependant\)](#)

[4.1.1 Plot of level 1 quality information per product \(time dependant\): ASCENDING](#)

[4.1.2 Plot of level 1 quality information per product \(time dependant\): DESCENDING](#)

[4.2 Plot of level 1 quality information per product \(world map\)](#)

[4.2.1 Plot of level 1 quality information per product \(world map\): ASCENDING](#)

[4.2.2 Plot of level 1 quality information per product \(world map\): DESCENDING](#)

[5. Ozone profiles based on quality statistics and other trace gas profiles](#)

[5.1 Ozone statistics based on quality of products](#)

[5.2 Plot ozone profiles for all STD \(dark without errors\)](#)

[5.3 Plot ozone profiles where STD < 20% \(dark without errors\)](#)

[5.4. Plot ozone profiles where STD < 10% \(dark without errors\)](#)

[5.5. Plot ozone profiles where STD < 5% \(dark without errors\)](#)

[5.6 Plot NO2 profiles for all STD \(dark without errors\)](#)

[5.7 Plot NO3 profiles for all STD \(dark without errors\)](#)

[5.8 Plot H2O profiles \(only for occultations of stars 1,2,3,4,13,14,16,26,63 dark without errors\) for all STD](#)

[6. Auxiliary Data Files used for the production reported in section 2](#)

This report presents the daily analysis on parameters extracted from GOMOS level 2 data (GOM_NL__2P). It is intended to monitor some important parameters that will impact the quality of these products. A list of level 2 products (and content) that have arrived during the reporting day to the PCF is also given.

Item	Value
Time of report generation	17APR2013 20:47:39
Data source version	GOMOS/6.01
Start time of products	02-12-2002 (02DEC2002 00:00:00)
Stop time of products	03-12-2002 (03DEC2002 00:00:00)
Store outputs in DB	Yes
Nb of level 2 prods	511
Nb of prods with errors	0

2. Summary of processed GOM_NL__2P products.

Nr	Filename	UTC Start time	Limb	Duration	Star Id	Star Name	Star Mag	Star Temp	Nb Meas	Orbit	Prod. error
1	GOM_NL__2PRFIN20021202_000013_000000402011_00388_03949_1910.N1	02-DEC-2002 00:00:13	Bright	40.000	39	85Eta UMa	1.8540	24000.	80	3949	No
2	GOM_NL__2PRFIN20021202_000309_000000372011_00388_03949_1911.N1	02-DEC-2002 00:03:09	Bright	36.500	180	27Gam Boo	3.0400	8000.0	73	3949	No
3	GOM_NL__2PRFIN20021202_000611_000000352011_00388_03949_1912.N1	02-DEC-2002 00:06:11	Bright	35.000	83		2.3780	11000.	70	3949	No
4	GOM_NL__2PRFIN20021202_000842_000000362011_00388_03949_1913.N1	02-DEC-2002 00:08:42	Bright	36.000	3	16Alp Boo	-0.050000	4250.0	72	3949	No
5	GOM_NL__2PRFIN20021202_001226_000000772011_00388_03949_1914.N1	02-DEC-2002 00:12:26	Bright	77.000	96	68Del Leo	2.5600	9300.0	154	3949	No
6	GOM_NL__2PRFIN20021202_001638_000000492011_00388_03949_1915.N1	02-DEC-2002 00:16:38	Bright	49.000	121	29Gam Vir	2.7400	7200.0	98	3949	No
7	GOM_NL__2PRFIN20021202_002127_000000492011_00388_03949_1916.N1	02-DEC-2002 00:21:27	Twilight	48.500	163	7Del Crv	2.9450	11000.	97	3949	No
8	GOM_NL__2PRFIN20021202_002304_000000472011_00388_03949_1917.N1	02-DEC-2002 00:23:04	Twilight	47.000	106	9Bet Crv	2.6480	5600.0	94	3949	No
9	GOM_NL__2PRFIN20021202_002901_000000402011_00388_03949_1918.N1	02-DEC-2002 00:29:01	Dark	39.500	77	Eps Cen	2.3030	28000.	79	3949	No
10	GOM_NL__2PRFIN20021202_003039_000000422011_00388_03949_1919.N1	02-DEC-2002 00:30:39	Dark	42.000	10	Bet Cen	0.61000	28000.	84	3949	No
11	GOM_NL__2PRFIN20021202_003238_000000442011_00389_03950_1886.N1	02-DEC-2002 00:32:38	Dark	44.000	12	Alp1Cru	0.77500	30000.	88	3950	No
12	GOM_NL__2PRFIN20021202_003522_000000422011_00389_03950_1887.N1	02-DEC-2002 00:35:22	Dark	42.000	124	The Car	2.7640	30000.	84	3950	No
13	GOM_NL__2PRFIN20021202_004003_000000452011_00389_03950_1888.N1	02-DEC-2002 00:40:03	Dark	44.500	41	Eps Car	1.8600	4100.0	89	3950	No
14	GOM_NL__2PRFIN20021202_004205_000000542011_00389_03950_1889.N1	02-DEC-2002 00:42:05	Dark	54.000	34	Gam2Vel	1.7930	23000.	108	3950	No
15	GOM_NL__2PRFIN20021202_004523_000000522011_00389_03950_1890.N1	02-DEC-2002 00:45:23	Dark	52.000	2	Alp Car	-0.73600	7000.0	104	3950	No
16	GOM_NL__2PRFIN20021202_004719_000000622011_00389_03950_1891.N1	02-DEC-2002 00:47:19	Dark	62.000	117	Pi Pup	2.7060	3800.0	124	3950	No
17	GOM_NL__2PRFIN20021202_005106_000000652011_00389_03950_1892.N1	02-DEC-2002 00:51:06	Dark	65.000	23	21Eps CMa	1.5020	26000.	130	3950	No
18	GOM_NL__2PRFIN20021202_005314_000000732011_00389_03950_1893.N1	02-DEC-2002 00:53:14	Straylight	73.000	179	24Omi2CMa	3.0320	24000.	146	3950	No
19	GOM_NL__2PRFIN20021202_005658_000000692011_00389_03950_1894.N1	02-DEC-2002 00:56:58	Straylight	68.500	47	2Bet CMa	1.9760	28000.	137	3950	No
20	GOM_NL__2PRFIN20021202_010039_000000642011_00389_03950_1895.N1	02-DEC-2002 01:00:39	Straylight	64.000	56	53Kap Ori	2.0650	30000.	128	3950	No
21	GOM_NL__2PRFIN20021202_010348_000000642011_00389_03950_1896.N1	02-DEC-2002 01:03:48	Twilight	64.000	33	50Zet Ori	1.7660	30000.	128	3950	No
22	GOM_NL__2PRFIN20021202_010642_000000642011_00389_03950_1897.N1	02-DEC-2002 01:06:42	Twilight	63.500	27	24Gam Ori	1.6360	26000.	127	3950	No
23	GOM_NL__2PRFIN20021202_010858_000000622011_00389_03950_1898.N1	02-DEC-2002 01:08:58	Bright	62.000	13	87Alp Tau	0.86700	3800.0	124	3950	No
24	GOM_NL__2PRFIN20021202_011037_000000422011_00389_03950_1899.N1	02-DEC-2002 01:10:37	Bright	41.500	146	25Eta Tau	2.8730	15200.	83	3950	No
25	GOM_NL__2PRFIN20021202_011258_000000422011_00389_03950_1900.N1	02-DEC-2002 01:12:58	Bright	42.000	150	44Zet Per	2.8900	28000.	84	3950	No
26	GOM_NL__2PRFIN20021202_011514_000000382011_00389_03950_1901.N1	02-DEC-2002 01:15:14	Bright	38.000	79	26Bet Per	2.3100	13100.	76	3950	No
27	GOM_NL__2PRFIN20021202_011726_000000382011_00389_03950_1902.N1	02-DEC-2002 01:17:26	Bright	38.000	175	39Del Per	3.0100	19400.	76	3950	No
28	GOM_NL__2PRFIN20021202_011847_000000392011_00389_03950_1903.N1	02-DEC-2002 01:18:47	Bright	38.500	160	23Gam Per	2.9300	4700.0	77	3950	No
29	GOM_NL__2PRFIN20021202_012111_000000372011_00389_03950_1904.N1	02-DEC-2002 01:21:11	Bright	37.000	110	37Del Cas	2.6780	8900.0	74	3950	No
30	GOM_NL__2PRFIN20021202_012850_000000412011_00389_03950_1905.N1	02-DEC-2002 01:28:50	Bright	41.000	49	1Alp UMi	1.9900	6300.0	82	3950	No
31	GOM_NL__2PRFIN20021202_013333_000000382011_00389_03950_1906.N1	02-DEC-2002 01:33:33	Bright	37.500	60	7Bet UMi	2.0810	3950.0	75	3950	No
32	GOM_NL__2PRFIN20021202_013528_000000452011_00389_03950_1907.N1	02-DEC-2002 01:35:28	Bright	44.500	36	50Alp UMa	1.8000	6300.0	89	3950	No
33	GOM_NL__2PRFIN20021202_013703_000000472011_00389_03950_1908.N1	02-DEC-2002 01:37:03	Bright	46.500	82	48Bet UMa	2.3650	10600.	93	3950	No
34	GOM_NL__2PRFIN20021202_013843_000000422011_00389_03950_1909.N1	02-DEC-2002 01:38:43	Bright	42.000	32	77Eps UMa	1.7630	11000.	84	3950	No
35	GOM_NL__2PRFIN20021202_014049_000000542011_00389_03950_1910.N1	02-DEC-2002 01:40:49	Bright	54.000	39	85Eta UMa	1.8540	24000.	108	3950	No
36	GOM_NL__2PRFIN20021202_014343_000000402011_00389_03950_1911.N1	02-DEC-2002 01:43:43	Bright	40.000	180	27Gam Boo	3.0400	8000.0	80	3950	No
37	GOM_NL__2PRFIN20021202_014647_000000352011_00389_03950_1912.N1	02-DEC-2002 01:46:47	Bright	34.500	83		2.3780	11000.	69	3950	No
38	GOM_NL__2PRFIN20021202_014917_000000372011_00389_03950_1913.N1	02-DEC-2002 01:49:17	Bright	36.500	3	16Alp Boo	-0.050000	4250.0	73	3950	No
39	GOM_NL__2PRFIN20021202_015303_000000752011_00389_03950_1914.N1	02-DEC-2002 01:53:03	Bright	74.500	96	68Del Leo	2.5600	9300.0	149	3950	No
40	GOM_NL__2PRFIN20021202_015715_000000492011_00389_03950_1915.N1	02-DEC-2002 01:57:15	Bright	48.500	121	29Gam Vir	2.7400	7200.0	97	3950	No
41	GOM_NL__2PRFIN20021202_020204_000000492011_00389_03950_1916.N1	02-DEC-2002 02:02:04	Twilight	49.000	163	7Del Crv	2.9450	11000.	98	3950	No
42	GOM_NL__2PRFIN20021202_020341_000000502011_00389_03950_1917.N1	02-DEC-2002 02:03:41	Twilight	50.000	106	9Bet Crv	2.6480	5600.0	100	3950	No

43	GOM_NL__2PRFIN20021202_020747_000000382011_00389_03950_1918.N1	02-DEC-2002 02:07:47	Dark	37.500	95	Zet Cen	2.5450	26000.	75	3950	No
44	GOM_NL__2PRFIN20021202_020938_000000372011_00389_03950_1919.N1	02-DEC-2002 02:09:38	Dark	37.000	77	Eps Cen	2.3030	28000.	74	3950	No
45	GOM_NL__2PRFIN20021202_021115_000000422011_00389_03950_1920.N1	02-DEC-2002 02:11:15	Dark	42.000	10	Bet Cen	0.61000	28000.	84	3950	No
46	GOM_NL__2PRFIN20021202_021314_000000402011_00390_03951_9722.N1	02-DEC-2002 02:13:14	Dark	40.000	12	Alp1Cru	0.77500	30000.	80	3951	No
47	GOM_NL__2PRFIN20021202_021558_000000392011_00390_03951_9723.N1	02-DEC-2002 02:15:58	Dark	38.500	124	The Car	2.7640	30000.	77	3951	No
48	GOM_NL__2PRFIN20021202_022039_000000512011_00390_03951_9724.N1	02-DEC-2002 02:20:39	Dark	50.500	41	Eps Car	1.8600	4100.0	101	3951	No
49	GOM_NL__2PRFIN20021202_022243_000000622011_00390_03951_9725.N1	02-DEC-2002 02:22:43	Dark	61.500	34	Gam2Vel	1.7930	23000.	123	3951	No
50	GOM_NL__2PRFIN20021202_022600_000000512011_00390_03951_9726.N1	02-DEC-2002 02:26:00	Dark	50.500	2	Alp Car	-0.73600	7000.0	101	3951	No
51	GOM_NL__2PRFIN20021202_022757_000000632011_00390_03951_9727.N1	02-DEC-2002 02:27:57	Dark	62.500	117	Pi Pup	2.7060	3800.0	125	3951	No
52	GOM_NL__2PRFIN20021202_023143_000000712011_00390_03951_9728.N1	02-DEC-2002 02:31:43	Dark	70.500	23	21Eps CMa	1.5020	26000.	141	3951	No
53	GOM_NL__2PRFIN20021202_023351_000000722011_00390_03951_9729.N1	02-DEC-2002 02:33:51	Straylight	72.000	179	24Omi2CMa	3.0320	24000.	144	3951	No
54	GOM_NL__2PRFIN20021202_023734_000000692011_00390_03951_9730.N1	02-DEC-2002 02:37:34	Straylight	68.500	47	2Bet CMa	1.9760	28000.	137	3951	No
55	GOM_NL__2PRFIN20021202_024116_000000652011_00390_03951_9731.N1	02-DEC-2002 02:41:16	Straylight	65.000	56	53Kap Ori	2.0650	30000.	130	3951	No
56	GOM_NL__2PRFIN20021202_024424_000000672011_00390_03951_9732.N1	02-DEC-2002 02:44:24	Tw_i_and_stray	67.000	33	50Zet Ori	1.7660	30000.	134	3951	No
57	GOM_NL__2PRFIN20021202_024718_000000642011_00390_03951_9733.N1	02-DEC-2002 02:47:18	Tw_i_and_stray	63.500	27	24Gam Ori	1.6360	26000.	127	3951	No
58	GOM_NL__2PRFIN20021202_024934_000000592011_00390_03951_9734.N1	02-DEC-2002 02:49:34	Bright	59.000	13	87Alp Tau	0.86700	3800.0	118	3951	No
59	GOM_NL__2PRFIN20021202_025113_000000412011_00390_03951_9735.N1	02-DEC-2002 02:51:13	Bright	40.500	146	25Eta Tau	2.8730	15200.	81	3951	No
60	GOM_NL__2PRFIN20021202_025334_000000412011_00390_03951_9736.N1	02-DEC-2002 02:53:34	Bright	41.000	150	44Zet Per	2.8900	28000.	82	3951	No
61	GOM_NL__2PRFIN20021202_025551_000000382011_00390_03951_9737.N1	02-DEC-2002 02:55:51	Bright	37.500	79	26Bet Per	2.3100	13100.	75	3951	No
62	GOM_NL__2PRFIN20021202_025802_000000382011_00390_03951_9738.N1	02-DEC-2002 02:58:02	Bright	38.000	175	39Del Per	3.0100	19400.	76	3951	No
63	GOM_NL__2PRFIN20021202_025923_000000382011_00390_03951_9739.N1	02-DEC-2002 02:59:23	Bright	38.000	160	23Gam Per	2.9300	4700.0	76	3951	No
64	GOM_NL__2PRFIN20021202_030148_000000362011_00390_03951_9740.N1	02-DEC-2002 03:01:48	Bright	35.500	110	37Del Cas	2.6780	8900.0	71	3951	No
65	GOM_NL__2PRFIN20021202_030927_000000372011_00390_03951_9741.N1	02-DEC-2002 03:09:27	Bright	37.000	49	1Alp UMi	1.9900	6300.0	74	3951	No
66	GOM_NL__2PRFIN20021202_031409_000000392011_00390_03951_9742.N1	02-DEC-2002 03:14:09	Bright	38.500	60	7Bet UMi	2.0810	3950.0	77	3951	No
67	GOM_NL__2PRFIN20021202_031603_000000462011_00390_03951_9743.N1	02-DEC-2002 03:16:03	Bright	45.500	36	50Alp UMa	1.8000	6300.0	91	3951	No
68	GOM_NL__2PRFIN20021202_031739_000000472011_00390_03951_9744.N1	02-DEC-2002 03:17:39	Bright	46.500	82	48Bet UMa	2.3650	10600.	93	3951	No
69	GOM_NL__2PRFIN20021202_031919_000000402011_00390_03951_9745.N1	02-DEC-2002 03:19:19	Bright	39.500	32	77Eps UMa	1.7630	11000.	79	3951	No
70	GOM_NL__2PRFIN20021202_032125_000000372011_00390_03951_9746.N1	02-DEC-2002 03:21:25	Bright	37.000	39	85Eta UMa	1.8540	24000.	74	3951	No
71	GOM_NL__2PRFIN20021202_032419_000000392011_00390_03951_9747.N1	02-DEC-2002 03:24:19	Bright	38.500	180	27Gam Boo	3.0400	8000.0	77	3951	No
72	GOM_NL__2PRFIN20021202_032722_000000382011_00390_03951_9748.N1	02-DEC-2002 03:27:22	Bright	37.500	83		2.3780	11000.	75	3951	No
73	GOM_NL__2PRFIN20021202_032954_000000382011_00390_03951_9749.N1	02-DEC-2002 03:29:54	Bright	37.500	3	16Alp Boo	-0.050000	4250.0	75	3951	No
74	GOM_NL__2PRFIN20021202_033340_000000762011_00390_03951_9750.N1	02-DEC-2002 03:33:40	Bright	76.000	96	68Del Leo	2.5600	9300.0	152	3951	No
75	GOM_NL__2PRFIN20021202_033752_000000482011_00390_03951_9751.N1	02-DEC-2002 03:37:52	Bright	47.500	121	29Gam Vir	2.7400	7200.0	95	3951	No
76	GOM_NL__2PRFIN20021202_034241_000000502011_00390_03951_9752.N1	02-DEC-2002 03:42:41	Tw_i_and_stray	50.000	163	7Del Crv	2.9450	11000.	100	3951	No
77	GOM_NL__2PRFIN20021202_034418_000000452011_00390_03951_9753.N1	02-DEC-2002 03:44:18	Twilight	44.500	106	9Bet Crv	2.6480	5600.0	89	3951	No
78	GOM_NL__2PRFIN20021202_034614_000000402011_00390_03951_9754.N1	02-DEC-2002 03:46:14	Dark	40.000	123	1ot Cen	2.7500	10200.	80	3951	No
79	GOM_NL__2PRFIN20021202_034823_000000412011_00390_03951_9755.N1	02-DEC-2002 03:48:23	Dark	40.500	95	Zet Cen	2.5450	26000.	81	3951	No
80	GOM_NL__2PRFIN20021202_035014_000000382011_00390_03951_9756.N1	02-DEC-2002 03:50:14	Dark	37.500	77	Eps Cen	2.3030	28000.	75	3951	No
81	GOM_NL__2PRFIN20021202_035151_000000512011_00390_03951_9757.N1	02-DEC-2002 03:51:51	Dark	50.500	10	Bet Cen	0.61000	28000.	101	3951	No
82	GOM_NL__2PRFIN20021202_035350_000000422011_00391_03952_9722.N1	02-DEC-2002 03:53:50	Dark	41.500	12	Alp1Cru	0.77500	30000.	83	3952	No
83	GOM_NL__2PRFIN20021202_035635_000000382011_00391_03952_9723.N1	02-DEC-2002 03:56:35	Dark	37.500	124	The Car	2.7640	30000.	75	3952	No
84	GOM_NL__2PRFIN20021202_040116_000000472011_00391_03952_9724.N1	02-DEC-2002 04:01:16	Dark	47.000	41	Eps Car	1.8600	4100.0	94	3952	No
85	GOM_NL__2PRFIN20021202_040319_000000502011_00391_03952_9725.N1	02-DEC-2002 04:03:19	Dark	49.500	34	Gam2Vel	1.7930	23000.	99	3952	No
86	GOM_NL__2PRFIN20021202_040637_000000562011_00391_03952_9726.N1	02-DEC-2002 04:06:37	Dark	56.000	2	Alp Car	-0.73600	7000.0	112	3952	No
87	GOM_NL__2PRFIN20021202_040832_000000652011_00391_03952_9727.N1	02-DEC-2002 04:08:32	Dark	64.500	117	Pi Pup	2.7060	3800.0	129	3952	No
88	GOM_NL__2PRFIN20021202_041219_000000752011_00391_03952_9728.N1	02-DEC-2002 04:12:19	Dark	75.000	23	21Eps CMa	1.5020	26000.	150	3952	No
89	GOM_NL__2PRFIN20021202_041427_000000742011_00391_03952_9729.N1	02-DEC-2002 04:14:27	Straylight	74.000	179	24Omi2CMa	3.0320	24000.	148	3952	No
90	GOM_NL__2PRFIN20021202_041809_000000692011_00391_03952_9730.N1	02-DEC-2002 04:18:09	Straylight	68.500	47	2Bet CMa	1.9760	28000.	137	3952	No
91	GOM_NL__2PRFIN20021202_042150_000000632011_00391_03952_9731.N1	02-DEC-2002 04:21:50	Straylight	62.500	56	53Kap Ori	2.0650	30000.	125	3952	No
92	GOM_NL__2PRFIN20021202_042459_000000672011_00391_03952_9732.N1	02-DEC-2002 04:24:59	Tw_i_and_stray	66.500	33	50Zet Ori	1.7660	30000.	133	3952	No
93	GOM_NL__2PRFIN20021202_042753_000000612011_00391_03952_9733.N1	02-DEC-2002 04:27:53	Tw_i_and_stray	60.500	27	24Gam Ori	1.6360	26000.	121	3952	No
94	GOM_NL__2PRFIN20021202_043010_000000602011_00391_03952_9734.N1	02-DEC-2002 04:30:10	Bright	59.500	13	87Alp Tau	0.86700	3800.0	119	3952	No
95	GOM_NL__2PRFIN20021202_043148_000000402011_00391_03952_9735.N1	02-DEC-2002 04:31:48	Bright	39.500	146	25Eta Tau	2.8730	15200.	79	3952	No
96	GOM_NL__2PRFIN20021202_043410_000000422011_00391_03952_9736.N1	02-DEC-2002 04:34:10	Bright	41.500	150	44Zet Per	2.8900	28000.	83	3952	No
97	GOM_NL__2PRFIN20021202_043627_000000392011_00391_03952_9737.N1	02-DEC-2002 04:36:27	Bright	38.500	79	26Bet Per	2.3100	13100.	77	3952	No
98	GOM_NL__2PRFIN20021202_043838_000000382011_00391_03952_9738.N1	02-DEC-2002 04:38:38	Bright	38.000	175	39Del Per	3.0100	19400.	76	3952	No
99	GOM_NL__2PRFIN20021202_044000_000000372011_00391_03952_9739.N1	02-DEC-2002 04:40:00	Bright	36.500	160	23Gam Per	2.9300	4700.0	73	3952	No
100	GOM_NL__2PRFIN20021202_044224_000000382011_00391_03952_9740.N1	02-DEC-2002 04:42:24	Bright	37.500	110	37Del Cas	2.6780	8900.0	75	3952	No
101	GOM_NL__2PRFIN20021202_045003_000000392011_00391_03952_9741.N1	02-DEC-2002 04:50:03	Bright	38.500	49	1Alp UMi	1.9900	6300.0	77	3952	No

102	GOM_NL__2PRFIN20021202_045445_000000402011_00391_03952_9742.N1	02-DEC-2002 04:54:45	Bright	39.500	60	7Bet UMi	2.0810	3950.0	79	3952	No
103	GOM_NL__2PRFIN20021202_045638_000000472011_00391_03952_9743.N1	02-DEC-2002 04:56:38	Bright	46.500	36	50Alp UMa	1.8000	6300.0	93	3952	No
104	GOM_NL__2PRFIN20021202_045814_000000492011_00391_03952_9744.N1	02-DEC-2002 04:58:14	Bright	48.500	82	48Bet UMa	2.3650	10600.	97	3952	No
105	GOM_NL__2PRFIN20021202_045953_000000452011_00391_03952_9745.N1	02-DEC-2002 04:59:53	Bright	44.500	32	77Eps UMa	1.7630	11000.	89	3952	No
106	GOM_NL__2PRFIN20021202_050159_000000412011_00391_03952_9746.N1	02-DEC-2002 05:01:59	Bright	41.000	39	85Eta UMa	1.8540	24000.	82	3952	No
107	GOM_NL__2PRFIN20021202_050456_000000372011_00391_03952_9747.N1	02-DEC-2002 05:04:56	Bright	36.500	180	27Gam Boo	3.0400	8000.0	73	3952	No
108	GOM_NL__2PRFIN20021202_050759_000000362011_00391_03952_9748.N1	02-DEC-2002 05:07:59	Bright	36.000	83		2.3780	11000.	72	3952	No
109	GOM_NL__2PRFIN20021202_051030_000000372011_00391_03952_9749.N1	02-DEC-2002 05:10:30	Bright	37.000	3	16Alp Boo	-0.050000	4250.0	74	3952	No
110	GOM_NL__2PRFIN20021202_051416_000000782011_00391_03952_9750.N1	02-DEC-2002 05:14:16	Bright	77.500	96	68Del Leo	2.5600	9300.0	155	3952	No
111	GOM_NL__2PRFIN20021202_051830_000000622011_00391_03952_9751.N1	02-DEC-2002 05:18:30	Bright	62.000	121	29Gam Vir	2.7400	7200.0	124	3952	No
112	GOM_NL__2PRFIN20021202_052317_000000472011_00391_03952_9752.N1	02-DEC-2002 05:23:17	Twilight	46.500	163	7Del Crv	2.9450	11000.	93	3952	No
113	GOM_NL__2PRFIN20021202_052454_000000462011_00391_03952_9753.N1	02-DEC-2002 05:24:54	Twilight	46.000	106	9Bet Crv	2.6480	5600.0	92	3952	No
114	GOM_NL__2PRFIN20021202_052649_000000432011_00391_03952_9754.N1	02-DEC-2002 05:26:49	Dark	42.500	123	1ot Cen	2.7500	10200.	85	3952	No
115	GOM_NL__2PRFIN20021202_052900_000000392011_00391_03952_9755.N1	02-DEC-2002 05:29:00	Dark	39.000	95	Zet Cen	2.5450	26000.	78	3952	No
116	GOM_NL__2PRFIN20021202_053050_000000392011_00391_03952_9756.N1	02-DEC-2002 05:30:50	Dark	38.500	77	Eps Cen	2.3030	28000.	77	3952	No
117	GOM_NL__2PRFIN20021202_053227_000000402011_00391_03952_9757.N1	02-DEC-2002 05:32:27	Dark	40.000	10	Bet Cen	0.61000	28000.	80	3952	No
118	GOM_NL__2PRFIN20021202_053426_000000442011_00392_03953_9722.N1	02-DEC-2002 05:34:26	Dark	43.500	12	Alp1Cru	0.77500	30000.	87	3953	No
119	GOM_NL__2PRFIN20021202_053711_000000402011_00392_03953_9723.N1	02-DEC-2002 05:37:11	Dark	39.500	124	The Car	2.7640	30000.	79	3953	No
120	GOM_NL__2PRFIN20021202_054152_000000492011_00392_03953_9724.N1	02-DEC-2002 05:41:52	Dark	49.000	41	Eps Car	1.8600	4100.0	98	3953	No
121	GOM_NL__2PRFIN20021202_054356_000000522011_00392_03953_9725.N1	02-DEC-2002 05:43:56	Dark	51.500	34	Gam2Vel	1.7930	23000.	103	3953	No
122	GOM_NL__2PRFIN20021202_054712_000000502011_00392_03953_9726.N1	02-DEC-2002 05:47:12	Dark	50.000	2	Alp Car	-0.73600	7000.0	100	3953	No
123	GOM_NL__2PRFIN20021202_054910_000000632011_00392_03953_9727.N1	02-DEC-2002 05:49:10	Dark	62.500	117	Pi Pup	2.7060	3800.0	125	3953	No
124	GOM_NL__2PRFIN20021202_055256_000000672011_00392_03953_9728.N1	02-DEC-2002 05:52:56	Dark	66.500	23	21Eps CMa	1.5020	26000.	133	3953	No
125	GOM_NL__2PRFIN20021202_055504_000000732011_00392_03953_9729.N1	02-DEC-2002 05:55:04	Straylight	73.000	179	24Omi2CMa	3.0320	24000.	146	3953	No
126	GOM_NL__2PRFIN20021202_055845_000000682011_00392_03953_9730.N1	02-DEC-2002 05:58:45	Straylight	68.000	47	2Bet CMa	1.9760	28000.	136	3953	No
127	GOM_NL__2PRFIN20021202_060226_000000652011_00392_03953_9731.N1	02-DEC-2002 06:02:26	Straylight	64.500	56	53Kap Ori	2.0650	30000.	129	3953	No
128	GOM_NL__2PRFIN20021202_060535_000000612011_00392_03953_9732.N1	02-DEC-2002 06:05:35	Twilight	61.000	33	50Zet Ori	1.7660	30000.	122	3953	No
129	GOM_NL__2PRFIN20021202_060828_000000652011_00392_03953_9733.N1	02-DEC-2002 06:08:28	Twilight	65.000	27	24Gam Ori	1.6360	26000.	130	3953	No
130	GOM_NL__2PRFIN20021202_061043_000000622011_00392_03953_9734.N1	02-DEC-2002 06:10:43	Bright	62.000	13	87Alp Tau	0.86700	3800.0	124	3953	No
131	GOM_NL__2PRFIN20021202_061222_000000412011_00392_03953_9735.N1	02-DEC-2002 06:12:22	Bright	40.500	146	25Eta Tau	2.8730	15200.	81	3953	No
132	GOM_NL__2PRFIN20021202_061445_000000412011_00392_03953_9736.N1	02-DEC-2002 06:14:45	Bright	40.500	150	44Zet Per	2.8900	28000.	81	3953	No
133	GOM_NL__2PRFIN20021202_061703_000000392011_00392_03953_9737.N1	02-DEC-2002 06:17:03	Bright	38.500	79	26Bet Per	2.3100	13100.	77	3953	No
134	GOM_NL__2PRFIN20021202_061914_000000382011_00392_03953_9738.N1	02-DEC-2002 06:19:14	Bright	38.000	175	39Del Per	3.0100	19400.	76	3953	No
135	GOM_NL__2PRFIN20021202_062036_000000382011_00392_03953_9739.N1	02-DEC-2002 06:20:36	Bright	37.500	160	23Gam Per	2.9300	4700.0	75	3953	No
136	GOM_NL__2PRFIN20021202_062300_000000372011_00392_03953_9740.N1	02-DEC-2002 06:23:00	Bright	37.000	110	37Del Cas	2.6780	8900.0	74	3953	No
137	GOM_NL__2PRFIN20021202_063040_000000392011_00392_03953_9741.N1	02-DEC-2002 06:30:40	Bright	38.500	49	1Alp UMi	1.9900	6300.0	77	3953	No
138	GOM_NL__2PRFIN20021202_063521_000000382011_00392_03953_9742.N1	02-DEC-2002 06:35:21	Bright	38.000	60	7Bet UMi	2.0810	3950.0	76	3953	No
139	GOM_NL__2PRFIN20021202_063714_000000482011_00392_03953_9743.N1	02-DEC-2002 06:37:14	Bright	47.500	36	50Alp UMa	1.8000	6300.0	95	3953	No
140	GOM_NL__2PRFIN20021202_063850_000000482011_00392_03953_9744.N1	02-DEC-2002 06:38:50	Bright	47.500	82	48Bet UMa	2.3650	10600.	95	3953	No
141	GOM_NL__2PRFIN20021202_064031_000000422011_00392_03953_9745.N1	02-DEC-2002 06:40:31	Bright	41.500	32	77Eps UMa	1.7630	11000.	83	3953	No
142	GOM_NL__2PRFIN20021202_064235_000000432011_00392_03953_9746.N1	02-DEC-2002 06:42:35	Bright	42.500	39	85Eta UMa	1.8540	24000.	85	3953	No
143	GOM_NL__2PRFIN20021202_064533_000000392011_00392_03953_9747.N1	02-DEC-2002 06:45:33	Bright	38.500	180	27Gam Boo	3.0400	8000.0	77	3953	No
144	GOM_NL__2PRFIN20021202_064835_000000372011_00392_03953_9748.N1	02-DEC-2002 06:48:35	Bright	36.500	83		2.3780	11000.	73	3953	No
145	GOM_NL__2PRFIN20021202_065104_000000402011_00392_03953_9749.N1	02-DEC-2002 06:51:04	Bright	40.000	3	16Alp Boo	-0.050000	4250.0	80	3953	No
146	GOM_NL__2PRFIN20021202_065454_000000772011_00392_03953_9750.N1	02-DEC-2002 06:54:54	Bright	77.000	96	68Del Leo	2.5600	9300.0	154	3953	No
147	GOM_NL__2PRFIN20021202_065907_000000482011_00392_03953_9751.N1	02-DEC-2002 06:59:07	Bright	47.500	121	29Gam Vir	2.7400	7200.0	95	3953	No
148	GOM_NL__2PRFIN20021202_070353_000000492011_00392_03953_9752.N1	02-DEC-2002 07:03:53	Twilight	49.000	163	7Del Crv	2.9450	11000.	98	3953	No
149	GOM_NL__2PRFIN20021202_070529_000000512011_00392_03953_9753.N1	02-DEC-2002 07:05:29	Twilight	50.500	106	9Bet Crv	2.6480	5600.0	101	3953	No
150	GOM_NL__2PRFIN20021202_070726_000000422011_00392_03953_9754.N1	02-DEC-2002 07:07:26	Dark	41.500	123	1ot Cen	2.7500	10200.	83	3953	No
151	GOM_NL__2PRFIN20021202_070936_000000392011_00392_03953_9755.N1	02-DEC-2002 07:09:36	Dark	38.500	95	Zet Cen	2.5450	26000.	77	3953	No
152	GOM_NL__2PRFIN20021202_071126_000000402011_00392_03953_9756.N1	02-DEC-2002 07:11:26	Dark	39.500	77	Eps Cen	2.3030	28000.	79	3953	No
153	GOM_NL__2PRFIN20021202_071303_000000442011_00392_03953_9757.N1	02-DEC-2002 07:13:03	Dark	44.000	10	Bet Cen	0.61000	28000.	88	3953	No
154	GOM_NL__2PRFIN20021202_071502_000000402011_00393_03954_9722.N1	02-DEC-2002 07:15:02	Dark	39.500	12	Alp1Cru	0.77500	30000.	79	3954	No
155	GOM_NL__2PRFIN20021202_071748_000000402011_00393_03954_9723.N1	02-DEC-2002 07:17:48	Dark	39.500	124	The Car	2.7640	30000.	79	3954	No
156	GOM_NL__2PRFIN20021202_072229_000000442011_00393_03954_9724.N1	02-DEC-2002 07:22:29	Dark	44.000	41	Eps Car	1.8600	4100.0	88	3954	No
157	GOM_NL__2PRFIN20021202_072431_000000532011_00393_03954_9725.N1	02-DEC-2002 07:24:31	Dark	52.500	34	Gam2Vel	1.7930	23000.	105	3954	No
158	GOM_NL__2PRFIN20021202_072749_000000582011_00393_03954_9726.N1	02-DEC-2002 07:27:49	Dark	58.000	2	Alp Car	-0.73600	7000.0	116	3954	No
159	GOM_NL__2PRFIN20021202_072946_000000652011_00393_03954_9727.N1	02-DEC-2002 07:29:46	Dark	65.000	117	Pi Pup	2.7060	3800.0	130	3954	No
160	GOM_NL__2PRFIN20021202_073332_000000712011_00393_03954_9728.N1	02-DEC-2002 07:33:32	Dark	70.500	23	21Eps CMa	1.5020	26000.	141	3954	No

161	GOM_NL__2PRFIN20021202_073540_000000742011_00393_03954_9729.N1	02-DEC-2002 07:35:40	Straylight	73.500	179	24Omi2CMA	3.0320	24000.	147	3954	No
162	GOM_NL__2PRFIN20021202_073922_000000732011_00393_03954_9730.N1	02-DEC-2002 07:39:22	Straylight	72.500	47	2Bet CMA	1.9760	28000.	145	3954	No
163	GOM_NL__2PRFIN20021202_074303_000000662011_00393_03954_9731.N1	02-DEC-2002 07:43:03	Straylight	65.500	56	53Kap Ori	2.0650	30000.	131	3954	No
164	GOM_NL__2PRFIN20021202_074610_000000662011_00393_03954_9732.N1	02-DEC-2002 07:46:10	Twi_and_stray	65.500	33	50Zet Ori	1.7660	30000.	131	3954	No
165	GOM_NL__2PRFIN20021202_074904_000000612011_00393_03954_9733.N1	02-DEC-2002 07:49:04	Twi_and_stray	60.500	27	24Gam Ori	1.6360	26000.	121	3954	No
166	GOM_NL__2PRFIN20021202_075119_000000552011_00393_03954_9734.N1	02-DEC-2002 07:51:19	Bright	55.000	13	87Alp Tau	0.86700	3800.0	110	3954	No
167	GOM_NL__2PRFIN20021202_075258_000000432011_00393_03954_9735.N1	02-DEC-2002 07:52:58	Bright	43.000	146	25Eta Tau	2.8730	15200.	86	3954	No
168	GOM_NL__2PRFIN20021202_075519_000000422011_00393_03954_9736.N1	02-DEC-2002 07:55:19	Bright	42.000	150	44Zet Per	2.8900	28000.	84	3954	No
169	GOM_NL__2PRFIN20021202_075739_000000382011_00393_03954_9737.N1	02-DEC-2002 07:57:39	Bright	38.000	79	26Bet Per	2.3100	13100.	76	3954	No
170	GOM_NL__2PRFIN20021202_075948_000000382011_00393_03954_9738.N1	02-DEC-2002 07:59:48	Bright	38.000	175	39Del Per	3.0100	19400.	76	3954	No
171	GOM_NL__2PRFIN20021202_080111_000000372011_00393_03954_9739.N1	02-DEC-2002 08:01:11	Bright	37.000	160	23Gam Per	2.9300	4700.0	74	3954	No
172	GOM_NL__2PRFIN20021202_080336_000000372011_00393_03954_9740.N1	02-DEC-2002 08:03:36	Bright	36.500	110	37Del Cas	2.6780	8900.0	73	3954	No
173	GOM_NL__2PRFIN20021202_081116_000000362011_00393_03954_9741.N1	02-DEC-2002 08:11:16	Bright	36.000	49	1Alp UMi	1.9900	6300.0	72	3954	No
174	GOM_NL__2PRFIN20021202_081557_000000382011_00393_03954_9742.N1	02-DEC-2002 08:15:57	Bright	37.500	60	7Bet UMi	2.0810	3950.0	75	3954	No
175	GOM_NL__2PRFIN20021202_081750_000000472011_00393_03954_9743.N1	02-DEC-2002 08:17:50	Bright	46.500	36	50Alp UMa	1.8000	6300.0	93	3954	No
176	GOM_NL__2PRFIN20021202_081927_000000472011_00393_03954_9744.N1	02-DEC-2002 08:19:27	Bright	46.500	82	48Bet UMa	2.3650	10600.	93	3954	No
177	GOM_NL__2PRFIN20021202_082107_000000572011_00393_03954_9745.N1	02-DEC-2002 08:21:07	Bright	57.000	32	77Eps UMa	1.7630	11000.	114	3954	No
178	GOM_NL__2PRFIN20021202_082313_000000392011_00393_03954_9746.N1	02-DEC-2002 08:23:13	Bright	38.500	39	85Eta UMa	1.8540	24000.	77	3954	No
179	GOM_NL__2PRFIN20021202_082610_000000372011_00393_03954_9747.N1	02-DEC-2002 08:26:10	Bright	37.000	180	27Gam Boo	3.0400	8000.0	74	3954	No
180	GOM_NL__2PRFIN20021202_082911_000000362011_00393_03954_9748.N1	02-DEC-2002 08:29:11	Bright	36.000	83		2.3780	11000.	72	3954	No
181	GOM_NL__2PRFIN20021202_083143_000000372011_00393_03954_9749.N1	02-DEC-2002 08:31:43	Bright	36.500	3	16Alp Boo	-0.050000	4250.0	73	3954	No
182	GOM_NL__2PRFIN20021202_083531_000000772011_00393_03954_9750.N1	02-DEC-2002 08:35:31	Bright	76.500	96	68Del Leo	2.5600	9300.0	153	3954	No
183	GOM_NL__2PRFIN20021202_083944_000000472011_00393_03954_9751.N1	02-DEC-2002 08:39:44	Bright	46.500	121	29Gam Vir	2.7400	7200.0	93	3954	No
184	GOM_NL__2PRFIN20021202_084430_000000472011_00393_03954_9752.N1	02-DEC-2002 08:44:30	Twi_and_stray	46.500	163	7Del Crv	2.9450	11000.	93	3954	No
185	GOM_NL__2PRFIN20021202_084607_000000512011_00393_03954_9753.N1	02-DEC-2002 08:46:07	Twilight	50.500	106	9Bet Crv	2.6480	5600.0	101	3954	No
186	GOM_NL__2PRFIN20021202_084803_000000432011_00393_03954_9754.N1	02-DEC-2002 08:48:03	Dark	43.000	123	1ot Cen	2.7500	10200.	86	3954	No
187	GOM_NL__2PRFIN20021202_085012_000000402011_00393_03954_9755.N1	02-DEC-2002 08:50:12	Dark	40.000	95	Zet Cen	2.5450	26000.	80	3954	No
188	GOM_NL__2PRFIN20021202_085202_000000412011_00393_03954_9756.N1	02-DEC-2002 08:52:02	Dark	40.500	77	Eps Cen	2.3030	28000.	81	3954	No
189	GOM_NL__2PRFIN20021202_085339_000000432011_00393_03954_9757.N1	02-DEC-2002 08:53:39	Dark	42.500	10	Bet Cen	0.61000	28000.	85	3954	No
190	GOM_NL__2PRFIN20021202_085539_000000472011_00394_03955_9722.N1	02-DEC-2002 08:55:39	Dark	46.500	12	Alp1Cru	0.77500	30000.	93	3955	No
191	GOM_NL__2PRFIN20021202_085823_000000402011_00394_03955_9723.N1	02-DEC-2002 08:58:23	Dark	39.500	124	The Car	2.7640	30000.	79	3955	No
192	GOM_NL__2PRFIN20021202_090509_000000512011_00394_03955_9724.N1	02-DEC-2002 09:05:09	Dark	51.000	34	Gam2Vel	1.7930	23000.	102	3955	No
193	GOM_NL__2PRFIN20021202_090825_000000582011_00394_03955_9725.N1	02-DEC-2002 09:08:25	Dark	58.000	2	Alp Car	-0.73600	7000.0	116	3955	No
194	GOM_NL__2PRFIN20021202_091023_000000632011_00394_03955_9726.N1	02-DEC-2002 09:10:23	Dark	62.500	117	Pi Pup	2.7060	3800.0	125	3955	No
195	GOM_NL__2PRFIN20021202_091408_000000662011_00394_03955_9727.N1	02-DEC-2002 09:14:08	Dark	66.000	23	21Eps CMA	1.5020	26000.	132	3955	No
196	GOM_NL__2PRFIN20021202_091616_000000712011_00394_03955_9728.N1	02-DEC-2002 09:16:16	Straylight	71.000	179	24Omi2CMA	3.0320	24000.	142	3955	No
197	GOM_NL__2PRFIN20021202_092023_000000902011_00394_03955_9729.N1	02-DEC-2002 09:20:23	Straylight	90.000	1	9Alp CMA	-1.4400	11000.	180	3955	No
198	GOM_NL__2PRFIN20021202_092401_000000642011_00394_03955_9730.N1	02-DEC-2002 09:24:01	Straylight	63.500	7	19Bet Ori	0.10000	14000.	127	3955	No
199	GOM_NL__2PRFIN20021202_092657_000000642011_00394_03955_9731.N1	02-DEC-2002 09:26:57	Twi_and_stray	64.000	30	46Eps Ori	1.6940	30000.	128	3955	No
200	GOM_NL__2PRFIN20021202_092939_000000592011_00394_03955_9732.N1	02-DEC-2002 09:29:39	Twi_and_stray	58.500	27	24Gam Ori	1.6360	26000.	117	3955	No
201	GOM_NL__2PRFIN20021202_093155_000000612011_00394_03955_9733.N1	02-DEC-2002 09:31:55	Bright	60.500	13	87Alp Tau	0.86700	3800.0	121	3955	No
202	GOM_NL__2PRFIN20021202_093336_000000412011_00394_03955_9734.N1	02-DEC-2002 09:33:36	Bright	41.000	146	25Eta Tau	2.8730	15200.	82	3955	No
203	GOM_NL__2PRFIN20021202_093557_000000422011_00394_03955_9735.N1	02-DEC-2002 09:35:57	Bright	41.500	150	44Zet Per	2.8900	28000.	83	3955	No
204	GOM_NL__2PRFIN20021202_093815_000000392011_00394_03955_9736.N1	02-DEC-2002 09:38:15	Bright	38.500	79	26Bet Per	2.3100	13100.	77	3955	No
205	GOM_NL__2PRFIN20021202_094024_000000392011_00394_03955_9737.N1	02-DEC-2002 09:40:24	Bright	38.500	175	39Del Per	3.0100	19400.	77	3955	No
206	GOM_NL__2PRFIN20021202_094147_000000392011_00394_03955_9738.N1	02-DEC-2002 09:41:47	Bright	38.500	160	23Gam Per	2.9300	4700.0	77	3955	No
207	GOM_NL__2PRFIN20021202_094412_000000362011_00394_03955_9739.N1	02-DEC-2002 09:44:12	Bright	36.000	110	37Del Cas	2.6780	8900.0	72	3955	No
208	GOM_NL__2PRFIN20021202_095152_000000392011_00394_03955_9740.N1	02-DEC-2002 09:51:52	Bright	39.000	49	1Alp UMi	1.9900	6300.0	78	3955	No
209	GOM_NL__2PRFIN20021202_095632_000000402011_00394_03955_9741.N1	02-DEC-2002 09:56:32	Bright	39.500	60	7Bet UMi	2.0810	3950.0	79	3955	No
210	GOM_NL__2PRFIN20021202_095825_000000472011_00394_03955_9742.N1	02-DEC-2002 09:58:25	Bright	47.000	36	50Alp UMa	1.8000	6300.0	94	3955	No
211	GOM_NL__2PRFIN20021202_100002_000000482011_00394_03955_9743.N1	02-DEC-2002 10:00:02	Bright	48.000	82	48Bet UMa	2.3650	10600.	96	3955	No
212	GOM_NL__2PRFIN20021202_100142_000000412011_00394_03955_9744.N1	02-DEC-2002 10:01:42	Bright	41.000	32	77Eps UMa	1.7630	11000.	82	3955	No
213	GOM_NL__2PRFIN20021202_100349_000000372011_00394_03955_9745.N1	02-DEC-2002 10:03:49	Bright	36.500	39	85Eta UMa	1.8540	24000.	73	3955	No
214	GOM_NL__2PRFIN20021202_100646_000000372011_00394_03955_9746.N1	02-DEC-2002 10:06:46	Bright	36.500	180	27Gam Boo	3.0400	8000.0	73	3955	No
215	GOM_NL__2PRFIN20021202_100947_000000362011_00394_03955_9747.N1	02-DEC-2002 10:09:47	Bright	36.000	83		2.3780	11000.	72	3955	No
216	GOM_NL__2PRFIN20021202_101219_000000372011_00394_03955_9748.N1	02-DEC-2002 10:12:19	Bright	37.000	3	16Alp Boo	-0.050000	4250.0	74	3955	No
217	GOM_NL__2PRFIN20021202_101608_000000772011_00394_03955_9749.N1	02-DEC-2002 10:16:08	Bright	76.500	96	68Del Leo	2.5600	9300.0	153	3955	No
218	GOM_NL__2PRFIN20021202_102020_000000482011_00394_03955_9750.N1	02-DEC-2002 10:20:20	Bright	48.000	121	29Gam Vir	2.7400	7200.0	96	3955	No
219	GOM_NL__2PRFIN20021202_102507_000000502011_00394_03955_9751.N1	02-DEC-2002 10:25:07	Twi_and_stray	49.500	163	7Del Crv	2.9450	11000.	99	3955	No

220	GOM_NL__2PRFIN20021202_102642_000000522011_00394_03955_9752.N1	02-DEC-2002 10:26:42	Twilight	52.000	106	9Bet Crv	2.6480	5600.0	104	3955	No
221	GOM_NL__2PRFIN20021202_102838_000000442011_00394_03955_9753.N1	02-DEC-2002 10:28:38	Dark	43.500	123	1ot Cen	2.7500	10200.	87	3955	No
222	GOM_NL__2PRFIN20021202_103048_000000392011_00394_03955_9754.N1	02-DEC-2002 10:30:48	Dark	39.000	95	Zet Cen	2.5450	26000.	78	3955	No
223	GOM_NL__2PRFIN20021202_103238_000000382011_00394_03955_9755.N1	02-DEC-2002 10:32:38	Dark	38.000	77	Eps Cen	2.3030	28000.	76	3955	No
224	GOM_NL__2PRFIN20021202_103415_000000482011_00394_03955_9756.N1	02-DEC-2002 10:34:15	Dark	47.500	10	Bet Cen	0.61000	28000.	95	3955	No
225	GOM_NL__2PRFIN20021202_103615_000000392011_00395_03956_9723.N1	02-DEC-2002 10:36:15	Dark	39.000	12	Alp1Cru	0.77500	30000.	78	3956	No
226	GOM_NL__2PRFIN20021202_103900_000000392011_00395_03956_9724.N1	02-DEC-2002 10:39:00	Dark	39.000	124	The Car	2.7640	30000.	78	3956	No
227	GOM_NL__2PRFIN20021202_104547_000000502011_00395_03956_9725.N1	02-DEC-2002 10:45:47	Dark	50.000	34	Gam2Vel	1.7930	23000.	100	3956	No
228	GOM_NL__2PRFIN20021202_104902_000000582011_00395_03956_9726.N1	02-DEC-2002 10:49:02	Dark	58.000	2	Alp Car	-0.73600	7000.0	116	3956	No
229	GOM_NL__2PRFIN20021202_105059_000000662011_00395_03956_9727.N1	02-DEC-2002 10:50:59	Dark	65.500	117	Pi Pup	2.7060	3800.0	131	3956	No
230	GOM_NL__2PRFIN20021202_105446_000000712011_00395_03956_9728.N1	02-DEC-2002 10:54:46	Dark	70.500	23	21Eps CMa	1.5020	26000.	141	3956	No
231	GOM_NL__2PRFIN20021202_105653_000000692011_00395_03956_9729.N1	02-DEC-2002 10:56:53	Straylight	69.000	179	24Omi2CMa	3.0320	24000.	138	3956	No
232	GOM_NL__2PRFIN20021202_110100_000001022011_00395_03956_9730.N1	02-DEC-2002 11:01:00	Straylight	102.00	1	9Alp CMa	-1.4400	11000.	204	3956	No
233	GOM_NL__2PRFIN20021202_110437_000000592011_00395_03956_9731.N1	02-DEC-2002 11:04:37	Straylight	58.500	7	19Bet Ori	0.10000	14000.	117	3956	No
234	GOM_NL__2PRFIN20021202_110734_000000632011_00395_03956_9732.N1	02-DEC-2002 11:07:34	Twi_and_stray	62.500	30	46Eps Ori	1.6940	30000.	125	3956	No
235	GOM_NL__2PRFIN20021202_111015_000000602011_00395_03956_9733.N1	02-DEC-2002 11:10:15	Twi_and_stray	59.500	27	24Gam Ori	1.6360	26000.	119	3956	No
236	GOM_NL__2PRFIN20021202_111233_000000622011_00395_03956_9734.N1	02-DEC-2002 11:12:33	Bright	62.000	13	87Alp Tau	0.86700	3800.0	124	3956	No
237	GOM_NL__2PRFIN20021202_111412_000000412011_00395_03956_9735.N1	02-DEC-2002 11:14:12	Bright	41.000	146	25Eta Tau	2.8730	15200.	82	3956	No
238	GOM_NL__2PRFIN20021202_111633_000000402011_00395_03956_9736.N1	02-DEC-2002 11:16:33	Bright	40.000	150	44Zet Per	2.8900	28000.	80	3956	No
239	GOM_NL__2PRFIN20021202_111851_000000372011_00395_03956_9737.N1	02-DEC-2002 11:18:51	Bright	37.000	79	26Bet Per	2.3100	13100.	74	3956	No
240	GOM_NL__2PRFIN20021202_112100_000000392011_00395_03956_9738.N1	02-DEC-2002 11:21:00	Bright	38.500	175	39Del Per	3.0100	19400.	77	3956	No
241	GOM_NL__2PRFIN20021202_112223_000000392011_00395_03956_9739.N1	02-DEC-2002 11:22:23	Bright	38.500	160	23Gam Per	2.9300	4700.0	77	3956	No
242	GOM_NL__2PRFIN20021202_112449_000000362011_00395_03956_9740.N1	02-DEC-2002 11:24:49	Bright	36.000	110	37Del Cas	2.6780	8900.0	72	3956	No
243	GOM_NL__2PRFIN20021202_113228_000000402011_00395_03956_9741.N1	02-DEC-2002 11:32:28	Bright	39.500	49	1Alp UMi	1.9900	6300.0	79	3956	No
244	GOM_NL__2PRFIN20021202_113709_000000392011_00395_03956_9742.N1	02-DEC-2002 11:37:09	Bright	38.500	60	7Bet UMi	2.0810	3950.0	77	3956	No
245	GOM_NL__2PRFIN20021202_113901_000000472011_00395_03956_9743.N1	02-DEC-2002 11:39:01	Bright	46.500	36	50Alp UMa	1.8000	6300.0	93	3956	No
246	GOM_NL__2PRFIN20021202_114038_000000452011_00395_03956_9744.N1	02-DEC-2002 11:40:38	Bright	44.500	82	48Bet UMa	2.3650	10600.	89	3956	No
247	GOM_NL__2PRFIN20021202_114219_000000412011_00395_03956_9745.N1	02-DEC-2002 11:42:19	Bright	40.500	32	77Eps UMa	1.7630	11000.	81	3956	No
248	GOM_NL__2PRFIN20021202_114426_000000402011_00395_03956_9746.N1	02-DEC-2002 11:44:26	Bright	40.000	39	85Eta UMa	1.8540	24000.	80	3956	No
249	GOM_NL__2PRFIN20021202_114722_000000372011_00395_03956_9747.N1	02-DEC-2002 11:47:22	Bright	36.500	180	27Gam Boo	3.0400	8000.0	73	3956	No
250	GOM_NL__2PRFIN20021202_115024_000000362011_00395_03956_9748.N1	02-DEC-2002 11:50:24	Bright	35.500	83		2.3780	11000.	71	3956	No
251	GOM_NL__2PRFIN20021202_115255_000000362011_00395_03956_9749.N1	02-DEC-2002 11:52:55	Bright	36.000	3	16Alp Boo	-0.050000	4250.0	72	3956	No
252	GOM_NL__2PRFIN20021202_115644_000000802011_00395_03956_9750.N1	02-DEC-2002 11:56:44	Bright	80.000	96	68Del Leo	2.5600	9300.0	160	3956	No
253	GOM_NL__2PRFIN20021202_120057_000000452011_00395_03956_9751.N1	02-DEC-2002 12:00:57	Bright	45.000	121	29Gam Vir	2.7400	7200.0	90	3956	No
254	GOM_NL__2PRFIN20021202_120544_000000472011_00395_03956_9752.N1	02-DEC-2002 12:05:44	Twi_and_stray	47.000	163	7Del Crv	2.9450	11000.	94	3956	No
255	GOM_NL__2PRFIN20021202_120720_000000502011_00395_03956_9753.N1	02-DEC-2002 12:07:20	Twilight	50.000	106	9Bet Crv	2.6480	5600.0	100	3956	No
256	GOM_NL__2PRFIN20021202_120916_000000422011_00395_03956_9754.N1	02-DEC-2002 12:09:16	Dark	41.500	123	1ot Cen	2.7500	10200.	83	3956	No
257	GOM_NL__2PRFIN20021202_121124_000000392011_00395_03956_9755.N1	02-DEC-2002 12:11:24	Dark	39.000	95	Zet Cen	2.5450	26000.	78	3956	No
258	GOM_NL__2PRFIN20021202_121315_000000382011_00395_03956_9756.N1	02-DEC-2002 12:13:15	Dark	37.500	77	Eps Cen	2.3030	28000.	75	3956	No
259	GOM_NL__2PRFIN20021202_121451_000000492011_00395_03956_9757.N1	02-DEC-2002 12:14:51	Dark	48.500	10	Bet Cen	0.61000	28000.	97	3956	No
260	GOM_NL__2PRFIN20021202_121651_000000402011_00396_03957_1892.N1	02-DEC-2002 12:16:51	Dark	39.500	12	Alp1Cru	0.77500	30000.	79	3957	No
261	GOM_NL__2PRFIN20021202_121937_000000392011_00396_03957_1893.N1	02-DEC-2002 12:19:37	Dark	39.000	124	The Car	2.7640	30000.	78	3957	No
262	GOM_NL__2PRFIN20021202_122624_000000502011_00396_03957_1894.N1	02-DEC-2002 12:26:24	Dark	49.500	34	Gam2Vel	1.7930	23000.	99	3957	No
263	GOM_NL__2PRFIN20021202_122939_000000562011_00396_03957_1895.N1	02-DEC-2002 12:29:39	Dark	56.000	2	Alp Car	-0.73600	7000.0	112	3957	No
264	GOM_NL__2PRFIN20021202_123137_000000622011_00396_03957_1896.N1	02-DEC-2002 12:31:37	Dark	61.500	117	Pi Pup	2.7060	3800.0	123	3957	No
265	GOM_NL__2PRFIN20021202_123523_000000692011_00396_03957_1897.N1	02-DEC-2002 12:35:23	Dark	69.000	23	21Eps CMa	1.5020	26000.	138	3957	No
266	GOM_NL__2PRFIN20021202_123730_000000682011_00396_03957_1898.N1	02-DEC-2002 12:37:30	Straylight	67.500	179	24Omi2CMa	3.0320	24000.	135	3957	No
267	GOM_NL__2PRFIN20021202_124136_000000922011_00396_03957_1899.N1	02-DEC-2002 12:41:36	Straylight	92.000	1	9Alp CMa	-1.4400	11000.	184	3957	No
268	GOM_NL__2PRFIN20021202_124514_000000652011_00396_03957_1900.N1	02-DEC-2002 12:45:14	Straylight	65.000	7	19Bet Ori	0.10000	14000.	130	3957	No
269	GOM_NL__2PRFIN20021202_124810_000000632011_00396_03957_1901.N1	02-DEC-2002 12:48:10	Twi_and_stray	63.000	30	46Eps Ori	1.6940	30000.	126	3957	No
270	GOM_NL__2PRFIN20021202_125051_000000612011_00396_03957_1902.N1	02-DEC-2002 12:50:51	Twi_and_stray	61.000	27	24Gam Ori	1.6360	26000.	122	3957	No
271	GOM_NL__2PRFIN20021202_125309_000000532011_00396_03957_1903.N1	02-DEC-2002 12:53:09	Bright	52.500	13	87Alp Tau	0.86700	3800.0	105	3957	No
272	GOM_NL__2PRFIN20021202_125449_000000402011_00396_03957_1904.N1	02-DEC-2002 12:54:49	Bright	40.000	146	25Eta Tau	2.8730	15200.	80	3957	No
273	GOM_NL__2PRFIN20021202_125710_000000402011_00396_03957_1905.N1	02-DEC-2002 12:57:10	Bright	40.000	150	44Zet Per	2.8900	28000.	80	3957	No
274	GOM_NL__2PRFIN20021202_125927_000000372011_00396_03957_1906.N1	02-DEC-2002 12:59:27	Bright	37.000	79	26Bet Per	2.3100	13100.	74	3957	No
275	GOM_NL__2PRFIN20021202_130138_000000352011_00396_03957_1907.N1	02-DEC-2002 13:01:38	Bright	34.500	175	39Del Per	3.0100	19400.	69	3957	No
276	GOM_NL__2PRFIN20021202_130300_000000362011_00396_03957_1908.N1	02-DEC-2002 13:03:00	Bright	36.000	160	23Gam Per	2.9300	4700.0	72	3957	No
277	GOM_NL__2PRFIN20021202_130525_000000372011_00396_03957_1909.N1	02-DEC-2002 13:05:25	Bright	36.500	110	37Del Cas	2.6780	8900.0	73	3957	No
278	GOM_NL__2PRFIN20021202_131305_000000372011_00396_03957_1910.N1	02-DEC-2002 13:13:05	Bright	37.000	49	1Alp UMi	1.9900	6300.0	74	3957	No

279	GOM_NL__2PRFIN20021202_131745_000000342011_00396_03957_1911.N1	02-DEC-2002 13:17:45	Bright	33.500	60	7Bet UMi	2.0810	3950.0	67	3957	No
280	GOM_NL__2PRFIN20021202_131937_000000482011_00396_03957_1912.N1	02-DEC-2002 13:19:37	Bright	47.500	36	50Alp UMa	1.8000	6300.0	95	3957	No
281	GOM_NL__2PRFIN20021202_132113_000000472011_00396_03957_1913.N1	02-DEC-2002 13:21:13	Bright	47.000	82	48Bet UMa	2.3650	10600.	94	3957	No
282	GOM_NL__2PRFIN20021202_132256_000000402011_00396_03957_1914.N1	02-DEC-2002 13:22:56	Bright	39.500	32	77Eps UMa	1.7630	11000.	79	3957	No
283	GOM_NL__2PRFIN20021202_132502_000000372011_00396_03957_1915.N1	02-DEC-2002 13:25:02	Bright	37.000	39	85Eta UMa	1.8540	24000.	74	3957	No
284	GOM_NL__2PRFIN20021202_132759_000000352011_00396_03957_1916.N1	02-DEC-2002 13:27:59	Bright	34.500	180	27Gam Boo	3.0400	8000.0	69	3957	No
285	GOM_NL__2PRFIN20021202_133100_000000352011_00396_03957_1917.N1	02-DEC-2002 13:31:00	Bright	35.000	83		2.3780	11000.	70	3957	No
286	GOM_NL__2PRFIN20021202_133332_000000362011_00396_03957_1918.N1	02-DEC-2002 13:33:32	Bright	35.500	3	16Alp Boo	-0.050000	4250.0	71	3957	No
287	GOM_NL__2PRFIN20021202_133721_000000782011_00396_03957_1919.N1	02-DEC-2002 13:37:21	Bright	78.000	96	68Del Leo	2.5600	9300.0	156	3957	No
288	GOM_NL__2PRFIN20021202_134134_000000452011_00396_03957_1920.N1	02-DEC-2002 13:41:34	Bright	44.500	121	29Gam Vir	2.7400	7200.0	89	3957	No
289	GOM_NL__2PRFIN20021202_134621_000000472011_00396_03957_1921.N1	02-DEC-2002 13:46:21	Tw_i_and_stray	47.000	163	7Del Crv	2.9450	11000.	94	3957	No
290	GOM_NL__2PRFIN20021202_134758_000000442011_00396_03957_1922.N1	02-DEC-2002 13:47:58	Dark	43.500	106	9Bet Crv	2.6480	5600.0	87	3957	No
291	GOM_NL__2PRFIN20021202_134952_000000412011_00396_03957_1923.N1	02-DEC-2002 13:49:52	Dark	41.000	123	1ot Cen	2.7500	10200.	82	3957	No
292	GOM_NL__2PRFIN20021202_135200_000000402011_00396_03957_1924.N1	02-DEC-2002 13:52:00	Dark	40.000	95	Zet Cen	2.5450	26000.	80	3957	No
293	GOM_NL__2PRFIN20021202_135351_000000392011_00396_03957_1925.N1	02-DEC-2002 13:53:51	Dark	38.500	77	Eps Cen	2.3030	28000.	77	3957	No
294	GOM_NL__2PRFIN20021202_135527_000000492011_00396_03957_1926.N1	02-DEC-2002 13:55:27	Dark	49.000	10	Bet Cen	0.61000	28000.	98	3957	No
295	GOM_NL__2PRFIN20021202_135728_000000422011_00397_03958_9745.N1	02-DEC-2002 13:57:28	Dark	41.500	12	Alp1Cru	0.77500	30000.	83	3958	No
296	GOM_NL__2PRFIN20021202_140013_000000402011_00397_03958_9746.N1	02-DEC-2002 14:00:13	Dark	40.000	124	The Car	2.7640	30000.	80	3958	No
297	GOM_NL__2PRFIN20021202_140701_000000572011_00397_03958_9747.N1	02-DEC-2002 14:07:01	Dark	56.500	34	Gam2Vel	1.7930	23000.	113	3958	No
298	GOM_NL__2PRFIN20021202_141016_000000562011_00397_03958_9748.N1	02-DEC-2002 14:10:16	Dark	56.000	2	Alp Car	-0.73600	7000.0	112	3958	No
299	GOM_NL__2PRFIN20021202_141214_000000642011_00397_03958_9749.N1	02-DEC-2002 14:12:14	Dark	64.000	117	Pi Pup	2.7060	3800.0	128	3958	No
300	GOM_NL__2PRFIN20021202_141600_000000662011_00397_03958_9750.N1	02-DEC-2002 14:16:00	Dark	66.000	23	21Eps CMa	1.5020	26000.	132	3958	No
301	GOM_NL__2PRFIN20021202_141807_000000692011_00397_03958_9751.N1	02-DEC-2002 14:18:07	Straylight	68.500	179	24Omi2CMa	3.0320	24000.	137	3958	No
302	GOM_NL__2PRFIN20021202_142212_000000882011_00397_03958_9752.N1	02-DEC-2002 14:22:12	Straylight	87.500	1	9Alp CMa	-1.4400	11000.	175	3958	No
303	GOM_NL__2PRFIN20021202_142550_000000632011_00397_03958_9753.N1	02-DEC-2002 14:25:50	Straylight	62.500	7	19Bet Ori	0.10000	14000.	125	3958	No
304	GOM_NL__2PRFIN20021202_142846_000000662011_00397_03958_9754.N1	02-DEC-2002 14:28:46	Tw_i_and_stray	65.500	30	46Eps Ori	1.6940	30000.	131	3958	No
305	GOM_NL__2PRFIN20021202_143126_000000602011_00397_03958_9755.N1	02-DEC-2002 14:31:26	Tw_i_and_stray	60.000	27	24Gam Ori	1.6360	26000.	120	3958	No
306	GOM_NL__2PRFIN20021202_143345_000000622011_00397_03958_9756.N1	02-DEC-2002 14:33:45	Bright	62.000	13	87Alp Tau	0.86700	3800.0	124	3958	No
307	GOM_NL__2PRFIN20021202_143525_000000402011_00397_03958_9757.N1	02-DEC-2002 14:35:25	Bright	40.000	146	25Eta Tau	2.8730	15200.	80	3958	No
308	GOM_NL__2PRFIN20021202_143745_000000412011_00397_03958_9758.N1	02-DEC-2002 14:37:45	Bright	41.000	150	44Zet Per	2.8900	28000.	82	3958	No
309	GOM_NL__2PRFIN20021202_144003_000000382011_00397_03958_9759.N1	02-DEC-2002 14:40:03	Bright	37.500	79	26Bet Per	2.3100	13100.	75	3958	No
310	GOM_NL__2PRFIN20021202_144212_000000392011_00397_03958_9760.N1	02-DEC-2002 14:42:12	Bright	39.000	175	39Del Per	3.0100	19400.	78	3958	No
311	GOM_NL__2PRFIN20021202_144335_000000382011_00397_03958_9761.N1	02-DEC-2002 14:43:35	Bright	38.000	160	23Gam Per	2.9300	4700.0	76	3958	No
312	GOM_NL__2PRFIN20021202_144601_000000362011_00397_03958_9762.N1	02-DEC-2002 14:46:01	Bright	36.000	110	37Del Cas	2.6780	8900.0	72	3958	No
313	GOM_NL__2PRFIN20021202_145339_000000372011_00397_03958_9763.N1	02-DEC-2002 14:53:39	Bright	37.000	49	1Alp UMi	1.9900	6300.0	74	3958	No
314	GOM_NL__2PRFIN20021202_145821_000000392011_00397_03958_9764.N1	02-DEC-2002 14:58:21	Bright	38.500	60	7Bet UMi	2.0810	3950.0	77	3958	No
315	GOM_NL__2PRFIN20021202_150013_000000472011_00397_03958_9765.N1	02-DEC-2002 15:00:13	Bright	46.500	36	50Alp UMa	1.8000	6300.0	93	3958	No
316	GOM_NL__2PRFIN20021202_150148_000000452011_00397_03958_9766.N1	02-DEC-2002 15:01:48	Bright	45.000	82	48Bet UMa	2.3650	10600.	90	3958	No
317	GOM_NL__2PRFIN20021202_150331_000000382011_00397_03958_9767.N1	02-DEC-2002 15:03:31	Bright	38.000	32	77Eps UMa	1.7630	11000.	76	3958	No
318	GOM_NL__2PRFIN20021202_150537_000000402011_00397_03958_9768.N1	02-DEC-2002 15:05:37	Bright	40.000	39	85Eta UMa	1.8540	24000.	80	3958	No
319	GOM_NL__2PRFIN20021202_150833_000000362011_00397_03958_9769.N1	02-DEC-2002 15:08:33	Bright	36.000	180	27Gam Boo	3.0400	8000.0	72	3958	No
320	GOM_NL__2PRFIN20021202_151135_000000392011_00397_03958_9770.N1	02-DEC-2002 15:11:35	Bright	39.000	83		2.3780	11000.	78	3958	No
321	GOM_NL__2PRFIN20021202_151405_000000402011_00397_03958_9771.N1	02-DEC-2002 15:14:05	Bright	39.500	3	16Alp Boo	-0.050000	4250.0	79	3958	No
322	GOM_NL__2PRFIN20021202_151758_000000782011_00397_03958_9772.N1	02-DEC-2002 15:17:58	Bright	77.500	96	68Del Leo	2.5600	9300.0	155	3958	No
323	GOM_NL__2PRFIN20021202_152209_000000462011_00397_03958_9773.N1	02-DEC-2002 15:22:09	Bright	46.000	121	29Gam Vir	2.7400	7200.0	92	3958	No
324	GOM_NL__2PRFIN20021202_152655_000000492011_00397_03958_9774.N1	02-DEC-2002 15:26:55	Tw_i_and_stray	49.000	163	7Del Crv	2.9450	11000.	98	3958	No
325	GOM_NL__2PRFIN20021202_152834_000000502011_00397_03958_9775.N1	02-DEC-2002 15:28:34	Dark	49.500	106	9Bet Crv	2.6480	5600.0	99	3958	No
326	GOM_NL__2PRFIN20021202_153027_000000412011_00397_03958_9776.N1	02-DEC-2002 15:30:27	Dark	40.500	123	1ot Cen	2.7500	10200.	81	3958	No
327	GOM_NL__2PRFIN20021202_153236_000000392011_00397_03958_9777.N1	02-DEC-2002 15:32:36	Dark	38.500	95	Zet Cen	2.5450	26000.	77	3958	No
328	GOM_NL__2PRFIN20021202_153427_000000412011_00397_03958_9778.N1	02-DEC-2002 15:34:27	Dark	41.000	77	Eps Cen	2.3030	28000.	82	3958	No
329	GOM_NL__2PRFIN20021202_153603_000000432011_00397_03958_9779.N1	02-DEC-2002 15:36:03	Dark	43.000	10	Bet Cen	0.61000	28000.	86	3958	No
330	GOM_NL__2PRFIN20021202_153804_000000492011_00398_03959_9745.N1	02-DEC-2002 15:38:04	Dark	48.500	12	Alp1Cru	0.77500	30000.	97	3959	No
331	GOM_NL__2PRFIN20021202_154050_000000402011_00398_03959_9746.N1	02-DEC-2002 15:40:50	Dark	39.500	124	The Car	2.7640	30000.	79	3959	No
332	GOM_NL__2PRFIN20021202_154735_000000542011_00398_03959_9747.N1	02-DEC-2002 15:47:35	Dark	53.500	34	Gam2Vel	1.7930	23000.	107	3959	No
333	GOM_NL__2PRFIN20021202_155052_000000582011_00398_03959_9748.N1	02-DEC-2002 15:50:52	Dark	57.500	2	Alp Car	-0.73600	7000.0	115	3959	No
334	GOM_NL__2PRFIN20021202_155248_000000722011_00398_03959_9749.N1	02-DEC-2002 15:52:48	Dark	71.500	117	Pi Pup	2.7060	3800.0	143	3959	No
335	GOM_NL__2PRFIN20021202_155633_000000752011_00398_03959_9750.N1	02-DEC-2002 15:56:33	Dark	74.500	23	21Eps CMa	1.5020	26000.	149	3959	No
336	GOM_NL__2PRFIN20021202_155842_000000742011_00398_03959_9751.N1	02-DEC-2002 15:58:42	Straylight	74.000	179	24Omi2CMa	3.0320	24000.	148	3959	No
337	GOM_NL__2PRFIN20021202_160247_000001012011_00398_03959_9752.N1	02-DEC-2002 16:02:47	Straylight	101.00	1	9Alp CMa	-1.4400	11000.	202	3959	No

338	GOM_NL__2PRFIN20021202_160625_000000612011_00398_03959_9753.N1	02-DEC-2002 16:06:25	Straylight	61.000	7	19Bet Ori	0.10000	14000.	122	3959	No
339	GOM_NL__2PRFIN20021202_160920_000000602011_00398_03959_9754.N1	02-DEC-2002 16:09:20	Tw_i_and_stray	59.500	30	46Eps Ori	1.6940	30000.	119	3959	No
340	GOM_NL__2PRFIN20021202_161201_000000622011_00398_03959_9755.N1	02-DEC-2002 16:12:01	Tw_i_and_stray	62.000	27	24Gam Ori	1.6360	26000.	124	3959	No
341	GOM_NL__2PRFIN20021202_161419_000000572011_00398_03959_9756.N1	02-DEC-2002 16:14:19	Bright	57.000	13	87Alp Tau	0.86700	3800.0	114	3959	No
342	GOM_NL__2PRFIN20021202_161559_000000402011_00398_03959_9757.N1	02-DEC-2002 16:15:59	Bright	40.000	146	25Eta Tau	2.8730	15200.	80	3959	No
343	GOM_NL__2PRFIN20021202_161818_000000432011_00398_03959_9758.N1	02-DEC-2002 16:18:18	Bright	43.000	150	44Zet Per	2.8900	28000.	86	3959	No
344	GOM_NL__2PRFIN20021202_162039_000000402011_00398_03959_9759.N1	02-DEC-2002 16:20:39	Bright	39.500	79	26Bet Per	2.3100	13100.	79	3959	No
345	GOM_NL__2PRFIN20021202_162248_000000382011_00398_03959_9760.N1	02-DEC-2002 16:22:48	Bright	38.000	175	39Del Per	3.0100	19400.	76	3959	No
346	GOM_NL__2PRFIN20021202_162411_000000392011_00398_03959_9761.N1	02-DEC-2002 16:24:11	Bright	38.500	160	23Gam Per	2.9300	4700.0	77	3959	No
347	GOM_NL__2PRFIN20021202_162637_000000372011_00398_03959_9762.N1	02-DEC-2002 16:26:37	Bright	36.500	110	37Del Cas	2.6780	8900.0	73	3959	No
348	GOM_NL__2PRFIN20021202_163413_000000402011_00398_03959_9763.N1	02-DEC-2002 16:34:13	Bright	40.000	49	1Alp UMi	1.9900	6300.0	80	3959	No
349	GOM_NL__2PRFIN20021202_163857_000000522011_00398_03959_9764.N1	02-DEC-2002 16:38:57	Bright	52.000	60	7Bet UMi	2.0810	3950.0	104	3959	No
350	GOM_NL__2PRFIN20021202_164048_000000482011_00398_03959_9765.N1	02-DEC-2002 16:40:48	Bright	48.000	36	50Alp UMa	1.8000	6300.0	96	3959	No
351	GOM_NL__2PRFIN20021202_164224_000000482011_00398_03959_9766.N1	02-DEC-2002 16:42:24	Bright	47.500	82	48Bet UMa	2.3650	10600.	95	3959	No
352	GOM_NL__2PRFIN20021202_164406_000000432011_00398_03959_9767.N1	02-DEC-2002 16:44:06	Bright	43.000	32	77Eps UMa	1.7630	11000.	86	3959	No
353	GOM_NL__2PRFIN20021202_164613_000000392011_00398_03959_9768.N1	02-DEC-2002 16:46:13	Bright	39.000	39	85Eta UMa	1.8540	24000.	78	3959	No
354	GOM_NL__2PRFIN20021202_164909_000000382011_00398_03959_9769.N1	02-DEC-2002 16:49:09	Bright	37.500	180	27Gam Boo	3.0400	8000.0	75	3959	No
355	GOM_NL__2PRFIN20021202_165211_000000382011_00398_03959_9770.N1	02-DEC-2002 16:52:11	Bright	38.000	83		2.3780	11000.	76	3959	No
356	GOM_NL__2PRFIN20021202_165441_000000402011_00398_03959_9771.N1	02-DEC-2002 16:54:41	Bright	39.500	3	16Alp Boo	-0.050000	4250.0	79	3959	No
357	GOM_NL__2PRFIN20021202_165835_000000772011_00398_03959_9772.N1	02-DEC-2002 16:58:35	Bright	77.000	96	68Del Leo	2.5600	9300.0	154	3959	No
358	GOM_NL__2PRFIN20021202_170246_000000462011_00398_03959_9773.N1	02-DEC-2002 17:02:46	Bright	45.500	121	29Gam Vir	2.7400	7200.0	91	3959	No
359	GOM_NL__2PRFIN20021202_170732_000000482011_00398_03959_9774.N1	02-DEC-2002 17:07:32	Tw_i_and_stray	48.000	163	7Del Crv	2.9450	11000.	96	3959	No
360	GOM_NL__2PRFIN20021202_170910_000000502011_00398_03959_9775.N1	02-DEC-2002 17:09:10	Dark	49.500	106	9Bet Crv	2.6480	5600.0	99	3959	No
361	GOM_NL__2PRFIN20021202_171102_000000442011_00398_03959_9776.N1	02-DEC-2002 17:11:02	Dark	43.500	123	1ot Cen	2.7500	10200.	87	3959	No
362	GOM_NL__2PRFIN20021202_171313_000000402011_00398_03959_9777.N1	02-DEC-2002 17:13:13	Dark	40.000	95	Zet Cen	2.5450	26000.	80	3959	No
363	GOM_NL__2PRFIN20021202_171503_000000392011_00398_03959_9778.N1	02-DEC-2002 17:15:03	Dark	39.000	77	Eps Cen	2.3030	28000.	78	3959	No
364	GOM_NL__2PRFIN20021202_171639_000000442011_00398_03959_9779.N1	02-DEC-2002 17:16:39	Dark	44.000	10	Bet Cen	0.61000	28000.	88	3959	No
365	GOM_NL__2PRFIN20021202_171840_000000502011_00399_03960_1911.N1	02-DEC-2002 17:18:40	Dark	49.500	12	Alp1Cru	0.77500	30000.	99	3960	No
366	GOM_NL__2PRFIN20021202_172411_000000402011_00399_03960_1912.N1	02-DEC-2002 17:24:11	Dark	40.000	29	Bet Car	1.6720	10200.	80	3960	No
367	GOM_NL__2PRFIN20021202_172606_000000532011_00399_03960_1913.N1	02-DEC-2002 17:26:06	Dark	53.000	41	Eps Car	1.8600	4100.0	106	3960	No
368	GOM_NL__2PRFIN20021202_172813_000000502011_00399_03960_1914.N1	02-DEC-2002 17:28:13	Dark	50.000	34	Gam2Vel	1.7930	23000.	100	3960	No
369	GOM_NL__2PRFIN20021202_173128_000000552011_00399_03960_1915.N1	02-DEC-2002 17:31:28	Dark	55.000	2	Alp Car	-0.73600	7000.0	110	3960	No
370	GOM_NL__2PRFIN20021202_173326_000000642011_00399_03960_1916.N1	02-DEC-2002 17:33:26	Dark	63.500	117	Pi Pup	2.7060	3800.0	127	3960	No
371	GOM_NL__2PRFIN20021202_173554_000000722011_00399_03960_1917.N1	02-DEC-2002 17:35:54	Dark	72.000	88	31Eta CMa	2.4480	20000.	144	3960	No
372	GOM_NL__2PRFIN20021202_173754_000000762011_00399_03960_1918.N1	02-DEC-2002 17:37:54	Straylight	75.500	37	25Del CMa	1.8300	5900.0	151	3960	No
373	GOM_NL__2PRFIN20021202_174259_000000672011_00399_03960_1919.N1	02-DEC-2002 17:42:59	Straylight	66.500	47	2Bet CMa	1.9760	28000.	133	3960	No
374	GOM_NL__2PRFIN20021202_174532_000000512011_00399_03960_1920.N1	02-DEC-2002 17:45:32	Straylight	51.000	165	34Gam Eri	2.9500	3200.0	102	3960	No
375	GOM_NL__2PRFIN20021202_174701_000000632011_00399_03960_1921.N1	02-DEC-2002 17:47:01	Straylight	62.500	7	19Bet Ori	0.10000	14000.	125	3960	No
376	GOM_NL__2PRFIN20021202_174956_000000642011_00399_03960_1922.N1	02-DEC-2002 17:49:56	Tw_i_and_stray	64.000	30	46Eps Ori	1.6940	30000.	128	3960	No
377	GOM_NL__2PRFIN20021202_175236_000000602011_00399_03960_1923.N1	02-DEC-2002 17:52:36	Tw_i_and_stray	60.000	27	24Gam Ori	1.6360	26000.	120	3960	No
378	GOM_NL__2PRFIN20021202_175455_000000502011_00399_03960_1924.N1	02-DEC-2002 17:54:55	Bright	49.500	13	87Alp Tau	0.86700	3800.0	99	3960	No
379	GOM_NL__2PRFIN20021202_175635_000000412011_00399_03960_1925.N1	02-DEC-2002 17:56:35	Bright	40.500	146	25Eta Tau	2.8730	15200.	81	3960	No
380	GOM_NL__2PRFIN20021202_175855_000000412011_00399_03960_1926.N1	02-DEC-2002 17:58:55	Bright	40.500	150	44Zet Per	2.8900	28000.	81	3960	No
381	GOM_NL__2PRFIN20021202_180115_000000392011_00399_03960_1927.N1	02-DEC-2002 18:01:15	Bright	38.500	79	26Bet Per	2.3100	13100.	77	3960	No
382	GOM_NL__2PRFIN20021202_180324_000000382011_00399_03960_1928.N1	02-DEC-2002 18:03:24	Bright	38.000	175	39Del Per	3.0100	19400.	76	3960	No
383	GOM_NL__2PRFIN20021202_180447_000000382011_00399_03960_1929.N1	02-DEC-2002 18:04:47	Bright	38.000	160	23Gam Per	2.9300	4700.0	76	3960	No
384	GOM_NL__2PRFIN20021202_180713_000000352011_00399_03960_1930.N1	02-DEC-2002 18:07:13	Bright	35.000	110	37Del Cas	2.6780	8900.0	70	3960	No
385	GOM_NL__2PRFIN20021202_181452_000000382011_00399_03960_1931.N1	02-DEC-2002 18:14:52	Bright	38.000	49	1Alp UMi	1.9900	6300.0	76	3960	No
386	GOM_NL__2PRFIN20021202_181933_000000402011_00399_03960_1932.N1	02-DEC-2002 18:19:33	Bright	39.500	60	7Bet UMi	2.0810	3950.0	79	3960	No
387	GOM_NL__2PRFIN20021202_182123_000000452011_00399_03960_1933.N1	02-DEC-2002 18:21:23	Bright	45.000	36	50Alp UMa	1.8000	6300.0	90	3960	No
388	GOM_NL__2PRFIN20021202_182259_000000492011_00399_03960_1934.N1	02-DEC-2002 18:22:59	Bright	48.500	82	48Bet UMa	2.3650	10600.	97	3960	No
389	GOM_NL__2PRFIN20021202_182442_000000422011_00399_03960_1935.N1	02-DEC-2002 18:24:42	Bright	41.500	32	77Eps UMa	1.7630	11000.	83	3960	No
390	GOM_NL__2PRFIN20021202_182649_000000542011_00399_03960_1936.N1	02-DEC-2002 18:26:49	Bright	54.000	39	85Eta UMa	1.8540	24000.	108	3960	No
391	GOM_NL__2PRFIN20021202_182946_000000362011_00399_03960_1937.N1	02-DEC-2002 18:29:46	Bright	36.000	180	27Gam Boo	3.0400	8000.0	72	3960	No
392	GOM_NL__2PRFIN20021202_183248_000000362011_00399_03960_1938.N1	02-DEC-2002 18:32:48	Bright	36.000	83		2.3780	11000.	72	3960	No
393	GOM_NL__2PRFIN20021202_183519_000000382011_00399_03960_1939.N1	02-DEC-2002 18:35:19	Bright	37.500	3	16Alp Boo	-0.050000	4250.0	75	3960	No
394	GOM_NL__2PRFIN20021202_183912_000000772011_00399_03960_1940.N1	02-DEC-2002 18:39:12	Bright	76.500	96	68Del Leo	2.5600	9300.0	153	3960	No
395	GOM_NL__2PRFIN20021202_184322_000000482011_00399_03960_1941.N1	02-DEC-2002 18:43:22	Bright	47.500	121	29Gam Vir	2.7400	7200.0	95	3960	No
396	GOM_NL__2PRFIN20021202_184810_000000492011_00399_03960_1942.N1	02-DEC-2002 18:48:10	Tw_i_and_stray	48.500	163	7Del Crv	2.9450	11000.	97	3960	No

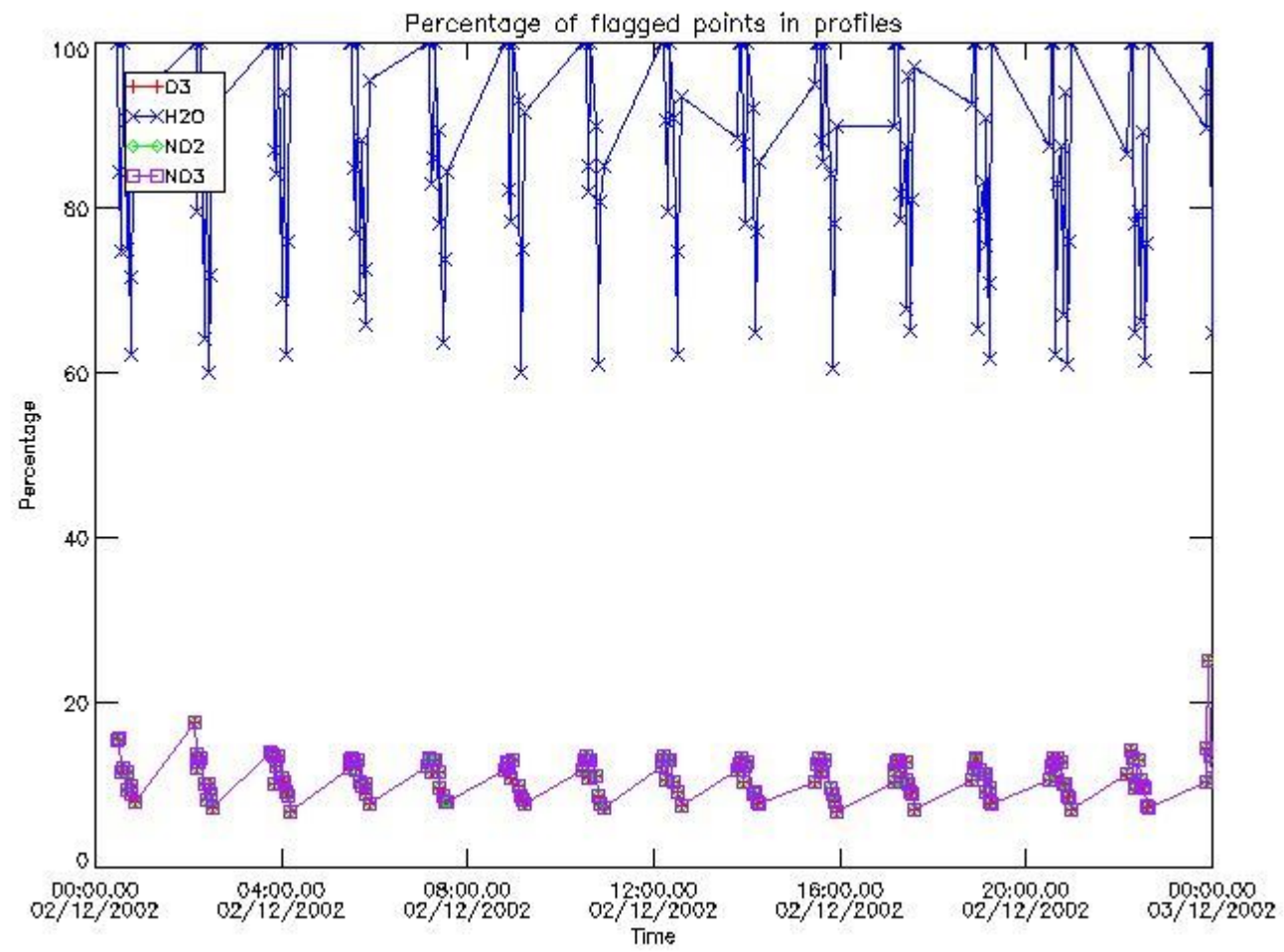
397	GOM_NL__2PRFIN20021202_184945_000000482011_00399_03960_1943.N1	02-DEC-2002 18:49:45	Dark	48.000	106	9Bet Crv	2.6480	5600.0	96	3960	No
398	GOM_NL__2PRFIN20021202_185138_000000422011_00399_03960_1944.N1	02-DEC-2002 18:51:38	Dark	42.000	123	lot Cen	2.7500	10200.	84	3960	No
399	GOM_NL__2PRFIN20021202_185349_000000402011_00399_03960_1945.N1	02-DEC-2002 18:53:49	Dark	39.500	95	Zet Cen	2.5450	26000.	79	3960	No
400	GOM_NL__2PRFIN20021202_185539_000000392011_00399_03960_1946.N1	02-DEC-2002 18:55:39	Dark	38.500	77	Eps Cen	2.3030	28000.	77	3960	No
401	GOM_NL__2PRFIN20021202_185750_000000452011_00399_03960_1947.N1	02-DEC-2002 18:57:50	Dark	45.000	26	Gam Cru	1.6240	2900.0	90	3960	No
402	GOM_NL__2PRFIN20021202_185916_000000442011_00400_03961_1912.N1	02-DEC-2002 18:59:16	Dark	43.500	12	Alp1Cru	0.77500	30000.	87	3961	No
403	GOM_NL__2PRFIN20021202_190448_000000452011_00400_03961_1913.N1	02-DEC-2002 19:04:48	Dark	45.000	29	Bet Car	1.6720	10200.	90	3961	No
404	GOM_NL__2PRFIN20021202_190644_000000562011_00400_03961_1914.N1	02-DEC-2002 19:06:44	Dark	55.500	41	Eps Car	1.8600	4100.0	111	3961	No
405	GOM_NL__2PRFIN20021202_190851_000000502011_00400_03961_1915.N1	02-DEC-2002 19:08:51	Dark	49.500	34	Gam2Vel	1.7930	23000.	99	3961	No
406	GOM_NL__2PRFIN20021202_191204_000000532011_00400_03961_1916.N1	02-DEC-2002 19:12:04	Dark	52.500	2	Alp Car	-0.73600	7000.0	105	3961	No
407	GOM_NL__2PRFIN20021202_191403_000000642011_00400_03961_1917.N1	02-DEC-2002 19:14:03	Dark	64.000	117	Pi Pup	2.7060	3800.0	128	3961	No
408	GOM_NL__2PRFIN20021202_191630_000000722011_00400_03961_1918.N1	02-DEC-2002 19:16:30	Dark	72.000	88	31Eta CMa	2.4480	20000.	144	3961	No
409	GOM_NL__2PRFIN20021202_191830_000000772011_00400_03961_1919.N1	02-DEC-2002 19:18:30	Straylight	77.000	37	25Del CMa	1.8300	5900.0	154	3961	No
410	GOM_NL__2PRFIN20021202_192334_000000722011_00400_03961_1920.N1	02-DEC-2002 19:23:34	Straylight	71.500	47	2Bet CMa	1.9760	28000.	143	3961	No
411	GOM_NL__2PRFIN20021202_192608_000000462011_00400_03961_1921.N1	02-DEC-2002 19:26:08	Straylight	46.000	165	34Gam Eri	2.9500	3200.0	92	3961	No
412	GOM_NL__2PRFIN20021202_192737_000000662011_00400_03961_1922.N1	02-DEC-2002 19:27:37	Straylight	66.000	7	19Bet Ori	0.10000	14000.	132	3961	No
413	GOM_NL__2PRFIN20021202_193031_000000642011_00400_03961_1923.N1	02-DEC-2002 19:30:31	Tw_i_and_stray	64.000	30	46Eps Ori	1.6940	30000.	128	3961	No
414	GOM_NL__2PRFIN20021202_193311_000000612011_00400_03961_1924.N1	02-DEC-2002 19:33:11	Tw_i_and_stray	60.500	27	24Gam Ori	1.6360	26000.	121	3961	No
415	GOM_NL__2PRFIN20021202_193528_000000612011_00400_03961_1925.N1	02-DEC-2002 19:35:28	Bright	61.000	13	87Alp Tau	0.86700	3800.0	122	3961	No
416	GOM_NL__2PRFIN20021202_193711_000000402011_00400_03961_1926.N1	02-DEC-2002 19:37:11	Bright	40.000	146	25Eta Tau	2.8730	15200.	80	3961	No
417	GOM_NL__2PRFIN20021202_193931_000000412011_00400_03961_1927.N1	02-DEC-2002 19:39:31	Bright	41.000	150	44Zet Per	2.8900	28000.	82	3961	No
418	GOM_NL__2PRFIN20021202_194151_000000362011_00400_03961_1928.N1	02-DEC-2002 19:41:51	Bright	36.000	79	26Bet Per	2.3100	13100.	72	3961	No
419	GOM_NL__2PRFIN20021202_194400_000000382011_00400_03961_1929.N1	02-DEC-2002 19:44:00	Bright	38.000	175	39Del Per	3.0100	19400.	76	3961	No
420	GOM_NL__2PRFIN20021202_194523_000000382011_00400_03961_1930.N1	02-DEC-2002 19:45:23	Bright	38.000	160	23Gam Per	2.9300	4700.0	76	3961	No
421	GOM_NL__2PRFIN20021202_194749_000000372011_00400_03961_1931.N1	02-DEC-2002 19:47:49	Bright	37.000	110	37Del Cas	2.6780	8900.0	74	3961	No
422	GOM_NL__2PRFIN20021202_195528_000000382011_00400_03961_1932.N1	02-DEC-2002 19:55:28	Bright	37.500	49	1Alp UMi	1.9900	6300.0	75	3961	No
423	GOM_NL__2PRFIN20021202_200008_000000362011_00400_03961_1933.N1	02-DEC-2002 20:00:08	Bright	36.000	60	7Bet UMi	2.0810	3950.0	72	3961	No
424	GOM_NL__2PRFIN20021202_200158_000000452011_00400_03961_1934.N1	02-DEC-2002 20:01:58	Bright	44.500	36	50Alp UMa	1.8000	6300.0	89	3961	No
425	GOM_NL__2PRFIN20021202_200334_000000492011_00400_03961_1935.N1	02-DEC-2002 20:03:34	Bright	48.500	82	48Bet UMa	2.3650	10600.	97	3961	No
426	GOM_NL__2PRFIN20021202_200517_000000422011_00400_03961_1936.N1	02-DEC-2002 20:05:17	Bright	42.000	32	77Eps UMa	1.7630	11000.	84	3961	No
427	GOM_NL__2PRFIN20021202_200725_000000382011_00400_03961_1937.N1	02-DEC-2002 20:07:25	Bright	38.000	39	85Eta UMa	1.8540	24000.	76	3961	No
428	GOM_NL__2PRFIN20021202_201022_000000372011_00400_03961_1938.N1	02-DEC-2002 20:10:22	Bright	36.500	180	27Gam Boo	3.0400	8000.0	73	3961	No
429	GOM_NL__2PRFIN20021202_201323_000000372011_00400_03961_1939.N1	02-DEC-2002 20:13:23	Bright	36.500	83		2.3780	11000.	73	3961	No
430	GOM_NL__2PRFIN20021202_201553_000000402011_00400_03961_1940.N1	02-DEC-2002 20:15:53	Bright	39.500	3	16Alp Boo	-0.050000	4250.0	79	3961	No
431	GOM_NL__2PRFIN20021202_201948_000000812011_00400_03961_1941.N1	02-DEC-2002 20:19:48	Bright	80.500	96	68Del Leo	2.5600	9300.0	161	3961	No
432	GOM_NL__2PRFIN20021202_202359_000000462011_00400_03961_1942.N1	02-DEC-2002 20:23:59	Bright	46.000	121	29Gam Vir	2.7400	7200.0	92	3961	No
433	GOM_NL__2PRFIN20021202_202847_000000492011_00400_03961_1943.N1	02-DEC-2002 20:28:47	Tw_i_and_stray	48.500	163	7Del Crv	2.9450	11000.	97	3961	No
434	GOM_NL__2PRFIN20021202_203024_000000492011_00400_03961_1944.N1	02-DEC-2002 20:30:24	Dark	48.500	106	9Bet Crv	2.6480	5600.0	97	3961	No
435	GOM_NL__2PRFIN20021202_203216_000000422011_00400_03961_1945.N1	02-DEC-2002 20:32:16	Dark	41.500	123	lot Cen	2.7500	10200.	83	3961	No
436	GOM_NL__2PRFIN20021202_203425_000000392011_00400_03961_1946.N1	02-DEC-2002 20:34:25	Dark	38.500	95	Zet Cen	2.5450	26000.	77	3961	No
437	GOM_NL__2PRFIN20021202_203616_000000402011_00400_03961_1947.N1	02-DEC-2002 20:36:16	Dark	40.000	77	Eps Cen	2.3030	28000.	80	3961	No
438	GOM_NL__2PRFIN20021202_203827_000000462011_00400_03961_1948.N1	02-DEC-2002 20:38:27	Dark	45.500	26	Gam Cru	1.6240	2900.0	91	3961	No
439	GOM_NL__2PRFIN20021202_203953_000000392011_00401_03962_9762.N1	02-DEC-2002 20:39:53	Dark	38.500	12	Alp1Cru	0.77500	30000.	77	3962	No
440	GOM_NL__2PRFIN20021202_204524_000000402011_00401_03962_9763.N1	02-DEC-2002 20:45:24	Dark	40.000	29	Bet Car	1.6720	10200.	80	3962	No
441	GOM_NL__2PRFIN20021202_204722_000000512011_00401_03962_9764.N1	02-DEC-2002 20:47:22	Dark	50.500	41	Eps Car	1.8600	4100.0	101	3962	No
442	GOM_NL__2PRFIN20021202_204928_000000512011_00401_03962_9765.N1	02-DEC-2002 20:49:28	Dark	50.500	34	Gam2Vel	1.7930	23000.	101	3962	No
443	GOM_NL__2PRFIN20021202_205242_000000582011_00401_03962_9766.N1	02-DEC-2002 20:52:42	Dark	58.000	2	Alp Car	-0.73600	7000.0	116	3962	No
444	GOM_NL__2PRFIN20021202_205440_000000612011_00401_03962_9767.N1	02-DEC-2002 20:54:40	Dark	60.500	117	Pi Pup	2.7060	3800.0	121	3962	No
445	GOM_NL__2PRFIN20021202_205708_000000742011_00401_03962_9768.N1	02-DEC-2002 20:57:08	Dark	73.500	88	31Eta CMa	2.4480	20000.	147	3962	No
446	GOM_NL__2PRFIN20021202_205908_000000832011_00401_03962_9769.N1	02-DEC-2002 20:59:08	Straylight	82.500	37	25Del CMa	1.8300	5900.0	165	3962	No
447	GOM_NL__2PRFIN20021202_210410_000000672011_00401_03962_9770.N1	02-DEC-2002 21:04:10	Straylight	67.000	47	2Bet CMa	1.9760	28000.	134	3962	No
448	GOM_NL__2PRFIN20021202_210644_000000452011_00401_03962_9771.N1	02-DEC-2002 21:06:44	Straylight	44.500	165	34Gam Eri	2.9500	3200.0	89	3962	No
449	GOM_NL__2PRFIN20021202_210814_000000662011_00401_03962_9772.N1	02-DEC-2002 21:08:14	Straylight	66.000	7	19Bet Ori	0.10000	14000.	132	3962	No
450	GOM_NL__2PRFIN20021202_211106_000000672011_00401_03962_9773.N1	02-DEC-2002 21:11:06	Tw_i_and_stray	67.000	30	46Eps Ori	1.6940	30000.	134	3962	No
451	GOM_NL__2PRFIN20021202_211345_000000652011_00401_03962_9774.N1	02-DEC-2002 21:13:45	Tw_i_and_stray	64.500	27	24Gam Ori	1.6360	26000.	129	3962	No
452	GOM_NL__2PRFIN20021202_211604_000000612011_00401_03962_9775.N1	02-DEC-2002 21:16:04	Bright	61.000	13	87Alp Tau	0.86700	3800.0	122	3962	No
453	GOM_NL__2PRFIN20021202_211748_000000412011_00401_03962_9776.N1	02-DEC-2002 21:17:48	Bright	40.500	146	25Eta Tau	2.8730	15200.	81	3962	No
454	GOM_NL__2PRFIN20021202_212007_000000412011_00401_03962_9777.N1	02-DEC-2002 21:20:07	Bright	41.000	150	44Zet Per	2.8900	28000.	82	3962	No
455	GOM_NL__2PRFIN20021202_212227_000000392011_00401_03962_9778.N1	02-DEC-2002 21:22:27	Bright	38.500	79	26Bet Per	2.3100	13100.	77	3962	No

456	GOM_NL__2PRFIN20021202_212435_000000392011_00401_03962_9779.N1	02-DEC-2002 21:24:35	Bright	38.500	175	39Del Per	3.0100	19400.	77	3962	No
457	GOM_NL__2PRFIN20021202_212559_000000372011_00401_03962_9780.N1	02-DEC-2002 21:25:59	Bright	36.500	160	23Gam Per	2.9300	4700.0	73	3962	No
458	GOM_NL__2PRFIN20021202_212826_000000372011_00401_03962_9781.N1	02-DEC-2002 21:28:26	Bright	36.500	110	37Del Cas	2.6780	8900.0	73	3962	No
459	GOM_NL__2PRFIN20021202_213604_000000342011_00401_03962_9782.N1	02-DEC-2002 21:36:04	Bright	34.000	49	1Alp UMi	1.9900	6300.0	68	3962	No
460	GOM_NL__2PRFIN20021202_214045_000000362011_00401_03962_9783.N1	02-DEC-2002 21:40:45	Bright	36.000	60	7Bet UMi	2.0810	3950.0	72	3962	No
461	GOM_NL__2PRFIN20021202_214232_000000492011_00401_03962_9784.N1	02-DEC-2002 21:42:32	Bright	49.000	36	50Alp UMa	1.8000	6300.0	98	3962	No
462	GOM_NL__2PRFIN20021202_214409_000000502011_00401_03962_9785.N1	02-DEC-2002 21:44:09	Bright	50.000	82	48Bet UMa	2.3650	10600.	100	3962	No
463	GOM_NL__2PRFIN20021202_214553_000000422011_00401_03962_9786.N1	02-DEC-2002 21:45:53	Bright	42.000	32	77Eps UMa	1.7630	11000.	84	3962	No
464	GOM_NL__2PRFIN20021202_214801_000000402011_00401_03962_9787.N1	02-DEC-2002 21:48:01	Bright	39.500	39	85Eta UMa	1.8540	24000.	79	3962	No
465	GOM_NL__2PRFIN20021202_215058_000000372011_00401_03962_9788.N1	02-DEC-2002 21:50:58	Bright	37.000	180	27Gam Boo	3.0400	8000.0	74	3962	No
466	GOM_NL__2PRFIN20021202_215400_000000372011_00401_03962_9789.N1	02-DEC-2002 21:54:00	Bright	37.000	83		2.3780	11000.	74	3962	No
467	GOM_NL__2PRFIN20021202_215632_000000382011_00401_03962_9790.N1	02-DEC-2002 21:56:32	Bright	37.500	3	16Alp Boo	-0.050000	4250.0	75	3962	No
468	GOM_NL__2PRFIN20021202_220024_000000802011_00401_03962_9791.N1	02-DEC-2002 22:00:24	Bright	80.000	96	68Del Leo	2.5600	9300.0	160	3962	No
469	GOM_NL__2PRFIN20021202_220434_000000632011_00401_03962_9792.N1	02-DEC-2002 22:04:34	Bright	63.000	121	29Gam Vir	2.7400	7200.0	126	3962	No
470	GOM_NL__2PRFIN20021202_220924_000000462011_00401_03962_9793.N1	02-DEC-2002 22:09:24	Tw_i_and_stray	45.500	163	7Del Crv	2.9450	11000.	91	3962	No
471	GOM_NL__2PRFIN20021202_221101_000000452011_00401_03962_9794.N1	02-DEC-2002 22:11:01	Dark	45.000	106	9Bet Crv	2.6480	5600.0	90	3962	No
472	GOM_NL__2PRFIN20021202_221501_000000402011_00401_03962_9795.N1	02-DEC-2002 22:15:01	Dark	39.500	95	Zet Cen	2.5450	26000.	79	3962	No
473	GOM_NL__2PRFIN20021202_221652_000000392011_00401_03962_9796.N1	02-DEC-2002 22:16:52	Dark	38.500	77	Eps Cen	2.3030	28000.	77	3962	No
474	GOM_NL__2PRFIN20021202_221903_000000532011_00401_03962_9797.N1	02-DEC-2002 22:19:03	Dark	53.000	26	Gam Cru	1.6240	2900.0	106	3962	No
475	GOM_NL__2PRFIN20021202_222029_000000512011_00402_03963_9769.N1	02-DEC-2002 22:20:29	Dark	50.500	12	Alp1Cru	0.77500	30000.	101	3963	No
476	GOM_NL__2PRFIN20021202_222600_000000402011_00402_03963_9770.N1	02-DEC-2002 22:26:00	Dark	39.500	29	Bet Car	1.6720	10200.	79	3963	No
477	GOM_NL__2PRFIN20021202_222758_000000482011_00402_03963_9771.N1	02-DEC-2002 22:27:58	Dark	48.000	41	Eps Car	1.8600	4100.0	96	3963	No
478	GOM_NL__2PRFIN20021202_223004_000000512011_00402_03963_9772.N1	02-DEC-2002 22:30:04	Dark	51.000	34	Gam2Vel	1.7930	23000.	102	3963	No
479	GOM_NL__2PRFIN20021202_223317_000000542011_00402_03963_9773.N1	02-DEC-2002 22:33:17	Dark	53.500	2	Alp Car	-0.73600	7000.0	107	3963	No
480	GOM_NL__2PRFIN20021202_223517_000000692011_00402_03963_9774.N1	02-DEC-2002 22:35:17	Dark	68.500	117	Pi Pup	2.7060	3800.0	137	3963	No
481	GOM_NL__2PRFIN20021202_223745_000000702011_00402_03963_9775.N1	02-DEC-2002 22:37:45	Dark	69.500	88	31Eta CMa	2.4480	20000.	139	3963	No
482	GOM_NL__2PRFIN20021202_223942_000000802011_00402_03963_9776.N1	02-DEC-2002 22:39:42	Straylight	79.500	37	25Del CMa	1.8300	5900.0	159	3963	No
483	GOM_NL__2PRFIN20021202_224446_000000682011_00402_03963_9777.N1	02-DEC-2002 22:44:46	Straylight	67.500	47	2Bet CMa	1.9760	28000.	135	3963	No
484	GOM_NL__2PRFIN20021202_224720_000000452011_00402_03963_9778.N1	02-DEC-2002 22:47:20	Straylight	45.000	165	34Gam Eri	2.9500	3200.0	90	3963	No
485	GOM_NL__2PRFIN20021202_224849_000000622011_00402_03963_9779.N1	02-DEC-2002 22:48:49	Straylight	61.500	7	19Bet Ori	0.10000	14000.	123	3963	No
486	GOM_NL__2PRFIN20021202_225143_000000612011_00402_03963_9780.N1	02-DEC-2002 22:51:43	Tw_i_and_stray	60.500	30	46Eps Ori	1.6940	30000.	121	3963	No
487	GOM_NL__2PRFIN20021202_225422_000000592011_00402_03963_9781.N1	02-DEC-2002 22:54:22	Tw_i_and_stray	59.000	27	24Gam Ori	1.6360	26000.	118	3963	No
488	GOM_NL__2PRFIN20021202_225642_000000592011_00402_03963_9782.N1	02-DEC-2002 22:56:42	Bright	59.000	13	87Alp Tau	0.86700	3800.0	118	3963	No
489	GOM_NL__2PRFIN20021202_225823_000000392011_00402_03963_9783.N1	02-DEC-2002 22:58:23	Bright	39.000	146	25Eta Tau	2.8730	15200.	78	3963	No
490	GOM_NL__2PRFIN20021202_230043_000000412011_00402_03963_9784.N1	02-DEC-2002 23:00:43	Bright	41.000	150	44Zet Per	2.8900	28000.	82	3963	No
491	GOM_NL__2PRFIN20021202_230303_000000382011_00402_03963_9785.N1	02-DEC-2002 23:03:03	Bright	38.000	79	26Bet Per	2.3100	13100.	76	3963	No
492	GOM_NL__2PRFIN20021202_230510_000000392011_00402_03963_9786.N1	02-DEC-2002 23:05:10	Bright	38.500	175	39Del Per	3.0100	19400.	77	3963	No
493	GOM_NL__2PRFIN20021202_230635_000000372011_00402_03963_9787.N1	02-DEC-2002 23:06:35	Bright	36.500	160	23Gam Per	2.9300	4700.0	73	3963	No
494	GOM_NL__2PRFIN20021202_230902_000000372011_00402_03963_9788.N1	02-DEC-2002 23:09:02	Bright	37.000	110	37Del Cas	2.6780	8900.0	74	3963	No
495	GOM_NL__2PRFIN20021202_231639_000000372011_00402_03963_9789.N1	02-DEC-2002 23:16:39	Bright	37.000	49	1Alp UMi	1.9900	6300.0	74	3963	No
496	GOM_NL__2PRFIN20021202_232120_000000392011_00402_03963_9790.N1	02-DEC-2002 23:21:20	Bright	39.000	60	7Bet UMi	2.0810	3950.0	78	3963	No
497	GOM_NL__2PRFIN20021202_232307_000000492011_00402_03963_9791.N1	02-DEC-2002 23:23:07	Bright	49.000	36	50Alp UMa	1.8000	6300.0	98	3963	No
498	GOM_NL__2PRFIN20021202_232445_000000492011_00402_03963_9792.N1	02-DEC-2002 23:24:45	Bright	48.500	82	48Bet UMa	2.3650	10600.	97	3963	No
499	GOM_NL__2PRFIN20021202_232629_000000422011_00402_03963_9793.N1	02-DEC-2002 23:26:29	Bright	42.000	32	77Eps UMa	1.7630	11000.	84	3963	No
500	GOM_NL__2PRFIN20021202_232837_000000402011_00402_03963_9794.N1	02-DEC-2002 23:28:37	Bright	39.500	39	85Eta UMa	1.8540	24000.	79	3963	No
501	GOM_NL__2PRFIN20021202_233134_000000382011_00402_03963_9795.N1	02-DEC-2002 23:31:34	Bright	37.500	180	27Gam Boo	3.0400	8000.0	75	3963	No
502	GOM_NL__2PRFIN20021202_233436_000000352011_00402_03963_9796.N1	02-DEC-2002 23:34:36	Bright	35.000	83		2.3780	11000.	70	3963	No
503	GOM_NL__2PRFIN20021202_233707_000000372011_00402_03963_9797.N1	02-DEC-2002 23:37:07	Bright	36.500	3	16Alp Boo	-0.050000	4250.0	73	3963	No
504	GOM_NL__2PRFIN20021202_234102_000000792011_00402_03963_9798.N1	02-DEC-2002 23:41:02	Bright	79.000	96	68Del Leo	2.5600	9300.0	158	3963	No
505	GOM_NL__2PRFIN20021202_234510_000000502011_00402_03963_9799.N1	02-DEC-2002 23:45:10	Bright	49.500	121	29Gam Vir	2.7400	7200.0	99	3963	No
506	GOM_NL__2PRFIN20021202_235000_000000512011_00402_03963_9800.N1	02-DEC-2002 23:50:00	Tw_i_and_stray	50.500	163	7Del Crv	2.9450	11000.	101	3963	No
507	GOM_NL__2PRFIN20021202_235137_000000492011_00402_03963_9801.N1	02-DEC-2002 23:51:37	Dark	49.000	106	9Bet Crv	2.6480	5600.0	98	3963	No
508	GOM_NL__2PRFIN20021202_235329_000000422011_00402_03963_9802.N1	02-DEC-2002 23:53:29	Dark	42.000	123	lot Cen	2.7500	10200.	84	3963	No
509	GOM_NL__2PRFIN20021202_235537_000000392011_00402_03963_9803.N1	02-DEC-2002 23:55:37	Dark	38.500	95	Zet Cen	2.5450	26000.	77	3963	No
510	GOM_NL__2PRFIN20021202_235728_000000382011_00402_03963_9804.N1	02-DEC-2002 23:57:28	Dark	37.500	77	Eps Cen	2.3030	28000.	75	3963	No
511	GOM_NL__2PRFIN20021202_235939_000000522011_00402_03963_9805.N1	02-DEC-2002 23:59:39	Dark	51.500	26	Gam Cru	1.6240	2900.0	103	3963	No

3. Quality information per product

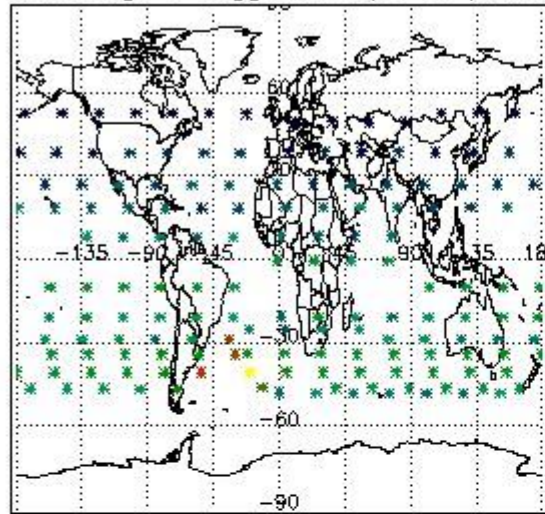
In this section it is plotted some information contained in the Quality Summary data set of the level 2 products. Only products in dark limb conditions and without errors (error flag in the MPH set to "0") are used.

3.1 Plot quality information per product (time dependant)

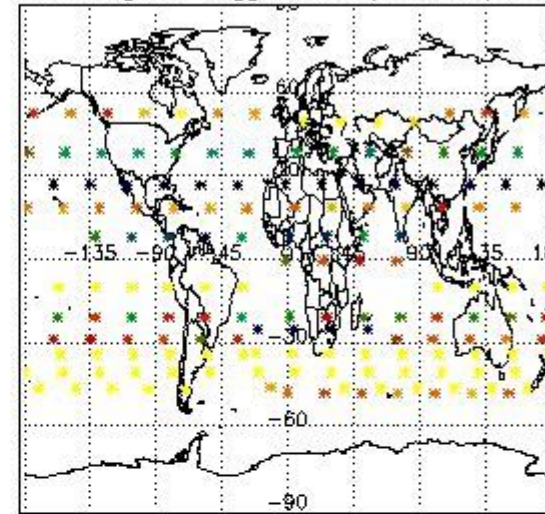


3.2 Plot quality information per product (world map)

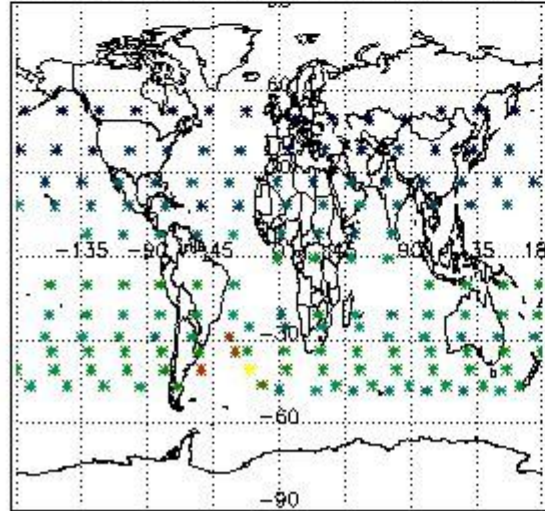
Percentage of flagged data per O3 profile



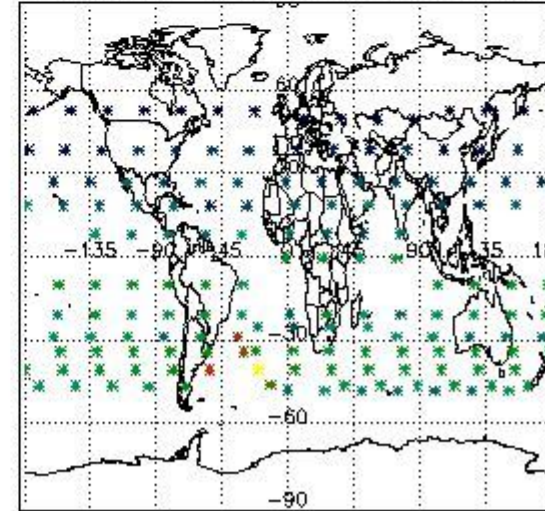
Percentage of flagged data per H2O profile



Percentage of flagged data per NO2 profile



Percentage of flagged data per NO3 profile

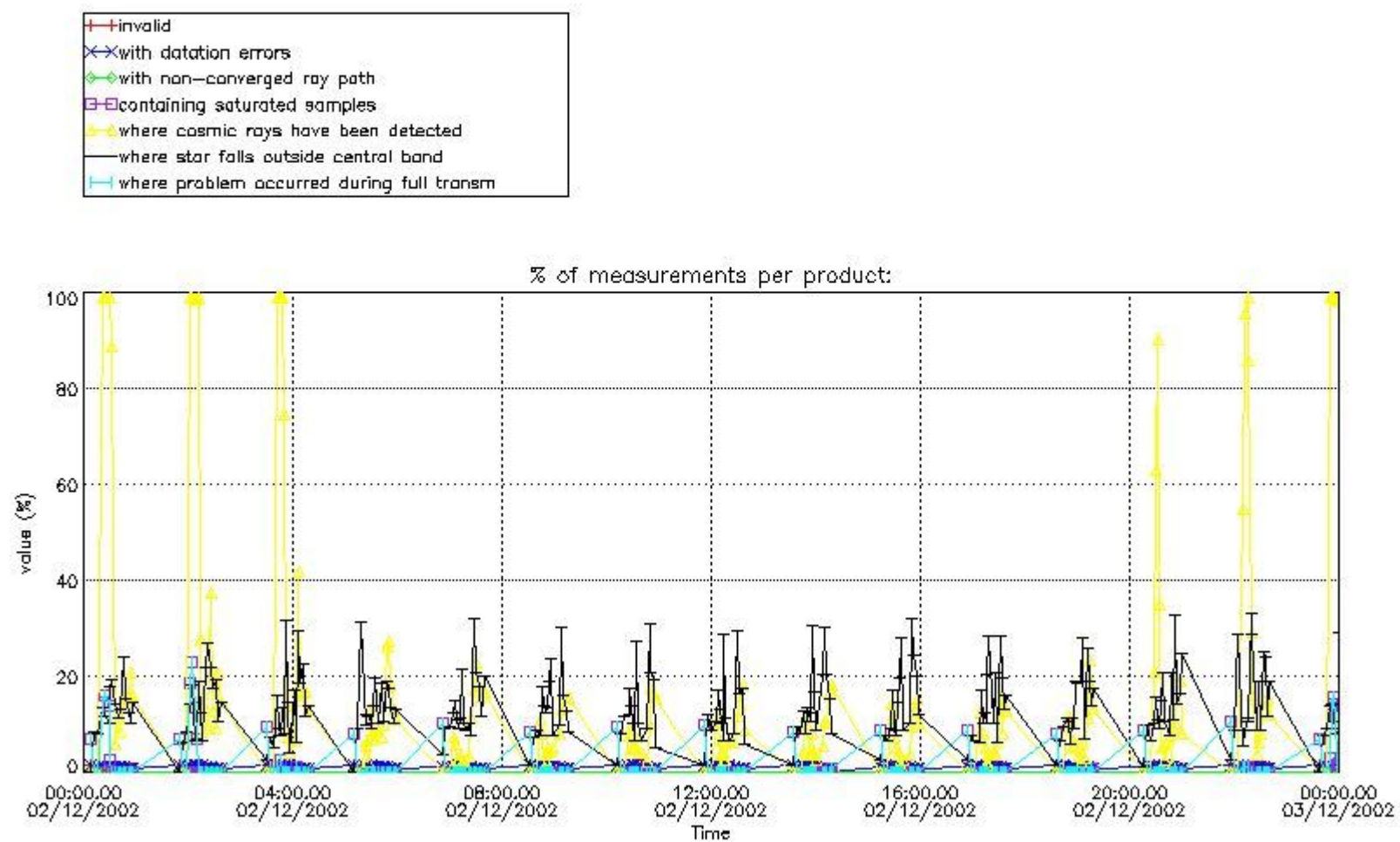


4. Level 1 quality information per product

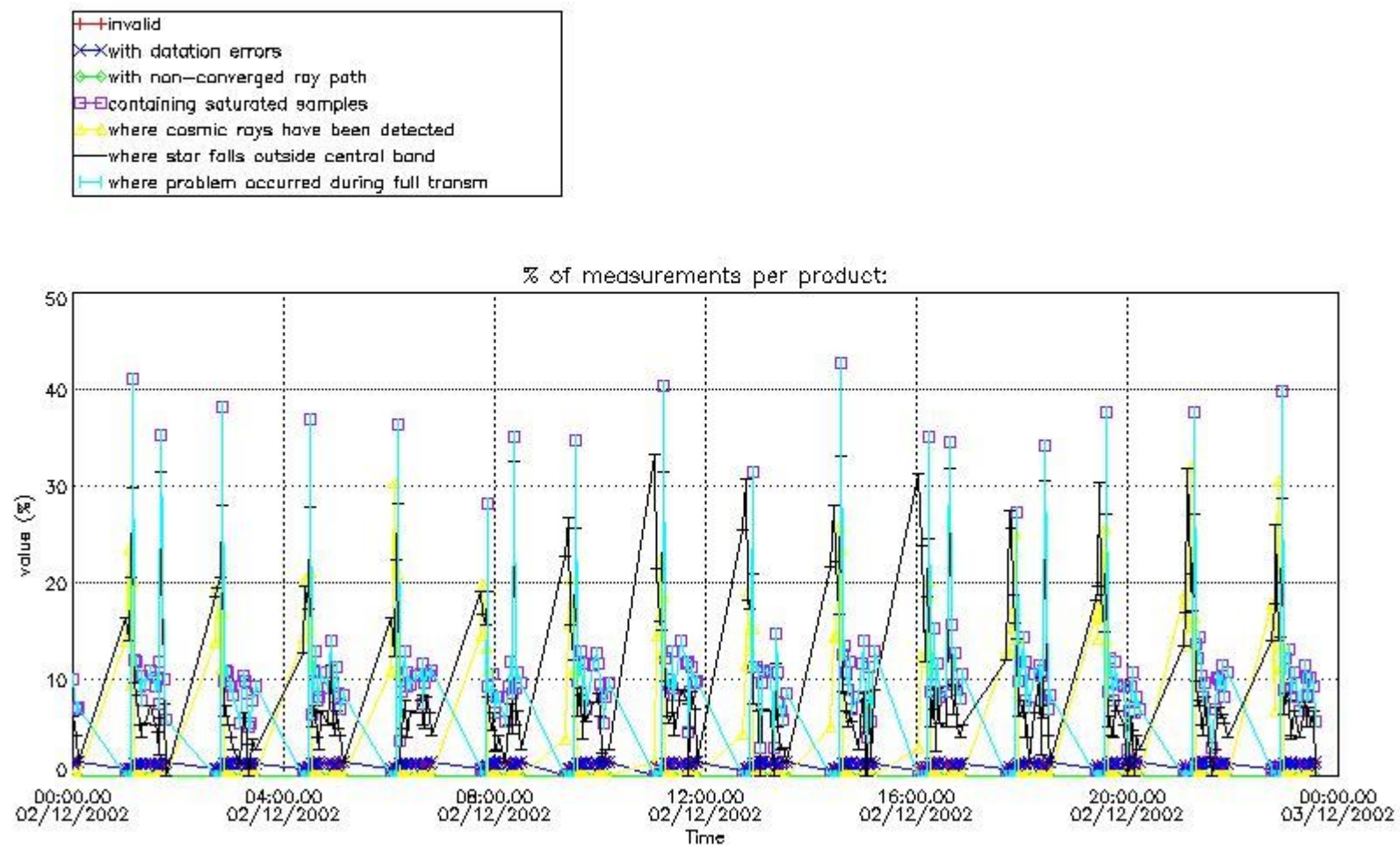
In this section it is plotted some information contained in the Quality Summary data set of the level 2 products that comes from the level 1b processing. Products without errors (error flag in the MPH set to "0") are used.

4.1 Plot quality information per product (time dependant) coming from level 1b processing

4.1.1 Plot level 1 quality information per product (time dependant): ENVISAT ASCENDING passes

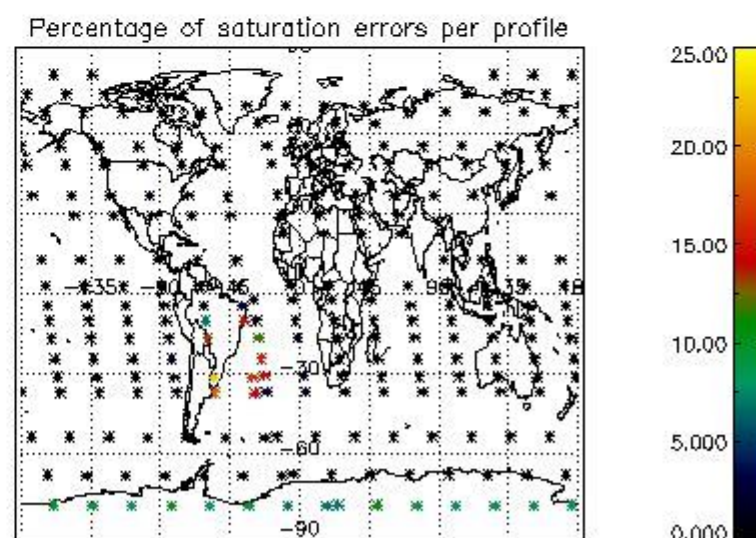
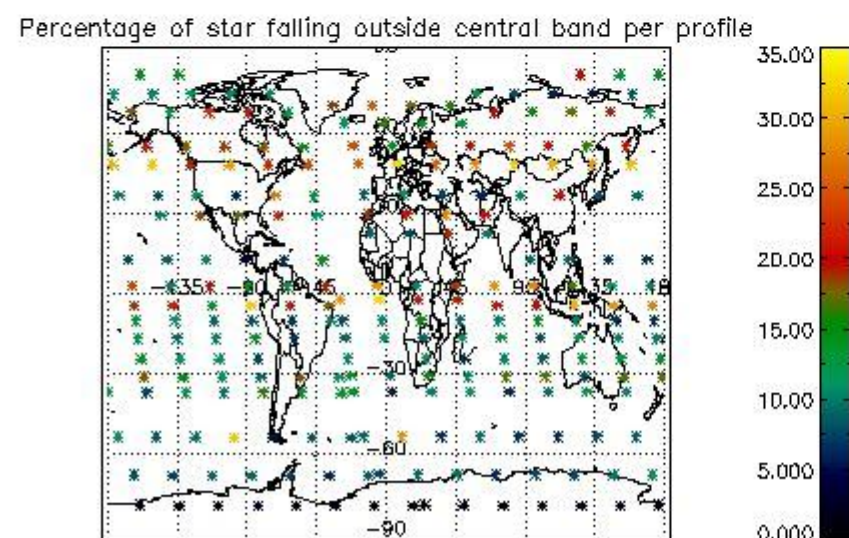
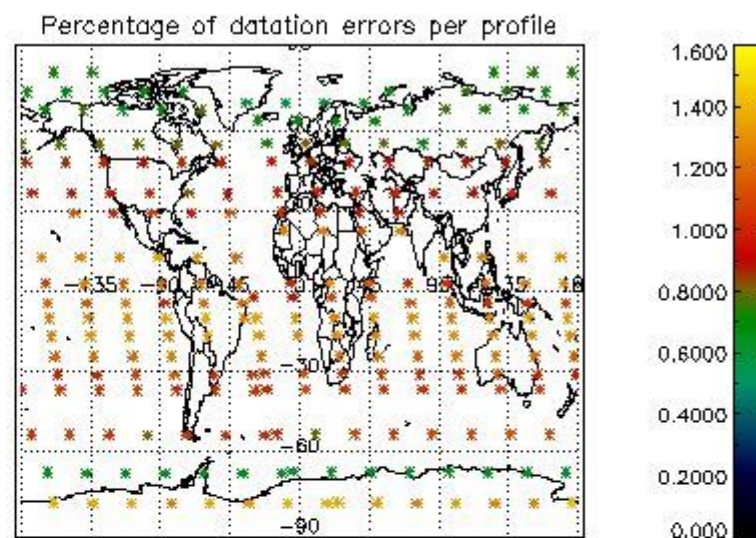
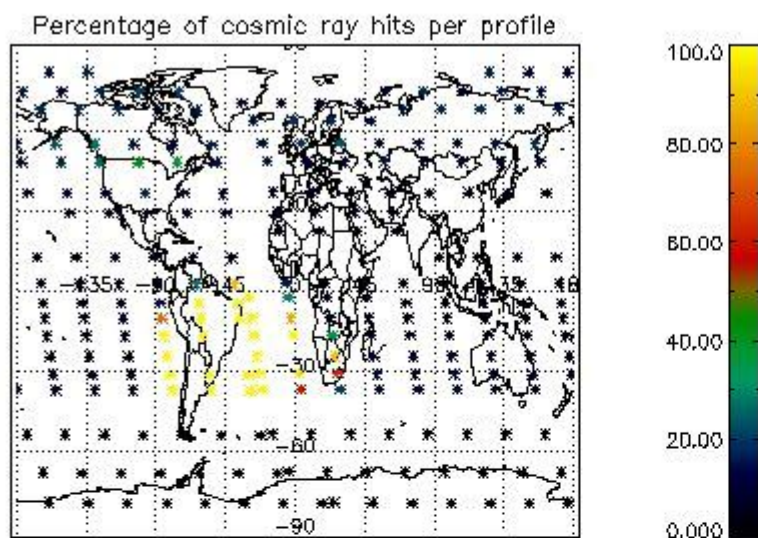


4.1.2 Plot level 1 quality information per product (time dependant): ENVI SAT DESCENDING passes



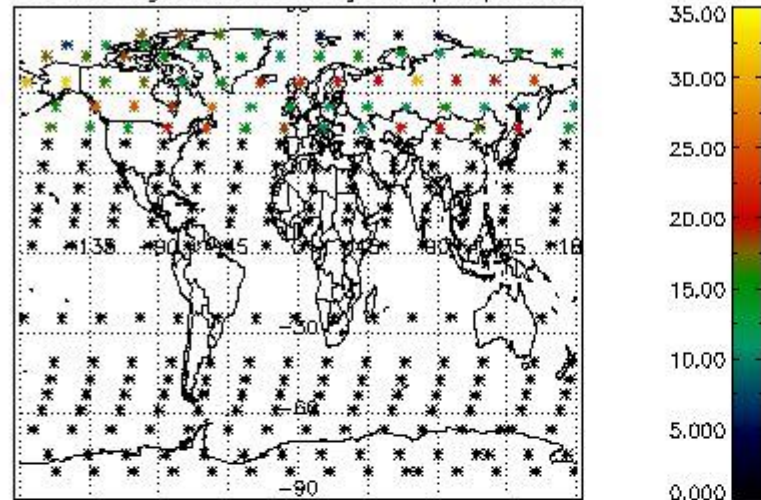
4.2 Plot quality information per product coming from level 1b processing (world map)

4.2.1 Plot level 1 quality information per product (world map): ENVISAT ASCENDING passes

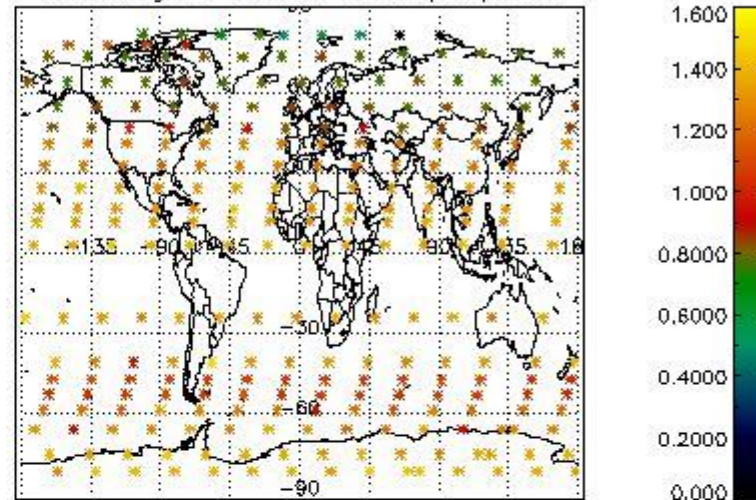


4.2.2 Plot level 1 quality information per product (world map): ENVISAT DESCENDING passes

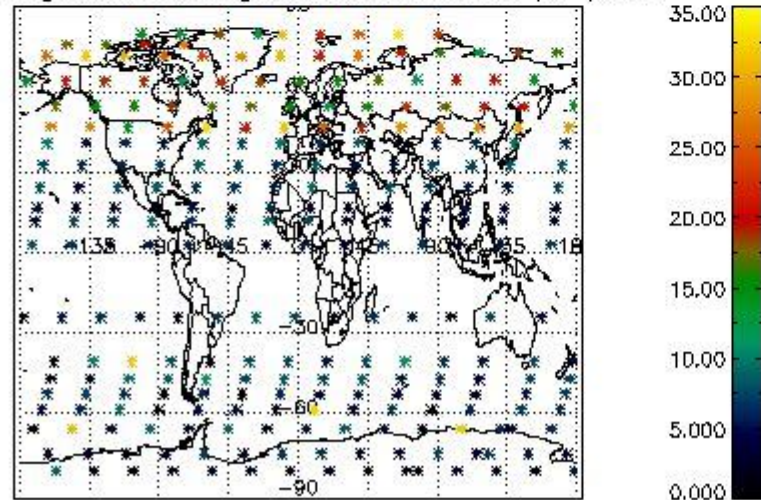
Percentage of cosmic ray hits per profile



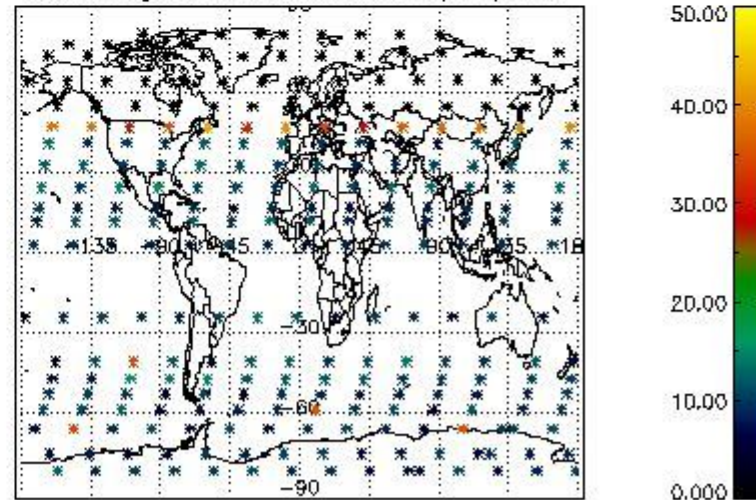
Percentage of datation errors per profile



Percentage of star falling outside central band per profile



Percentage of saturation errors per profile



5. Trace gas profiles

5.1 Ozone statistics based on quality of products

The final quality of the products can be "measured" using the STD (Standard Deviation) attached to every point profile. This information is written to the parameter GOM_NL__2P/NL_LOCAL_SPECIES_DENSITY/o3_std of the level 2 products. The table below shows the statistics for given STD ranges.

The statistics are given with respect to the overall valid production:

- Products without fatal errors: GOM_NL__2P/MPH/PRODUCT_ERR=0
- Valid point profile: GOM_NL__2P/NL_LOCAL_SPECIES_DENSITY/pcd(0)=0

The 'Criteria' is applied to valid points of dark limb products:

- Products in dark limb illumination condition: GOM_NL__2P/NL_SUMMARY_QUALITY/obs_ill_cond=0
- Products without fatal errors: GOM_NL__2P/MPH/PRODUCT_ERR=0
- Valid point profile: GOM_NL__2P/NL_LOCAL_SPECIES_DENSITY/pcd(0)=0

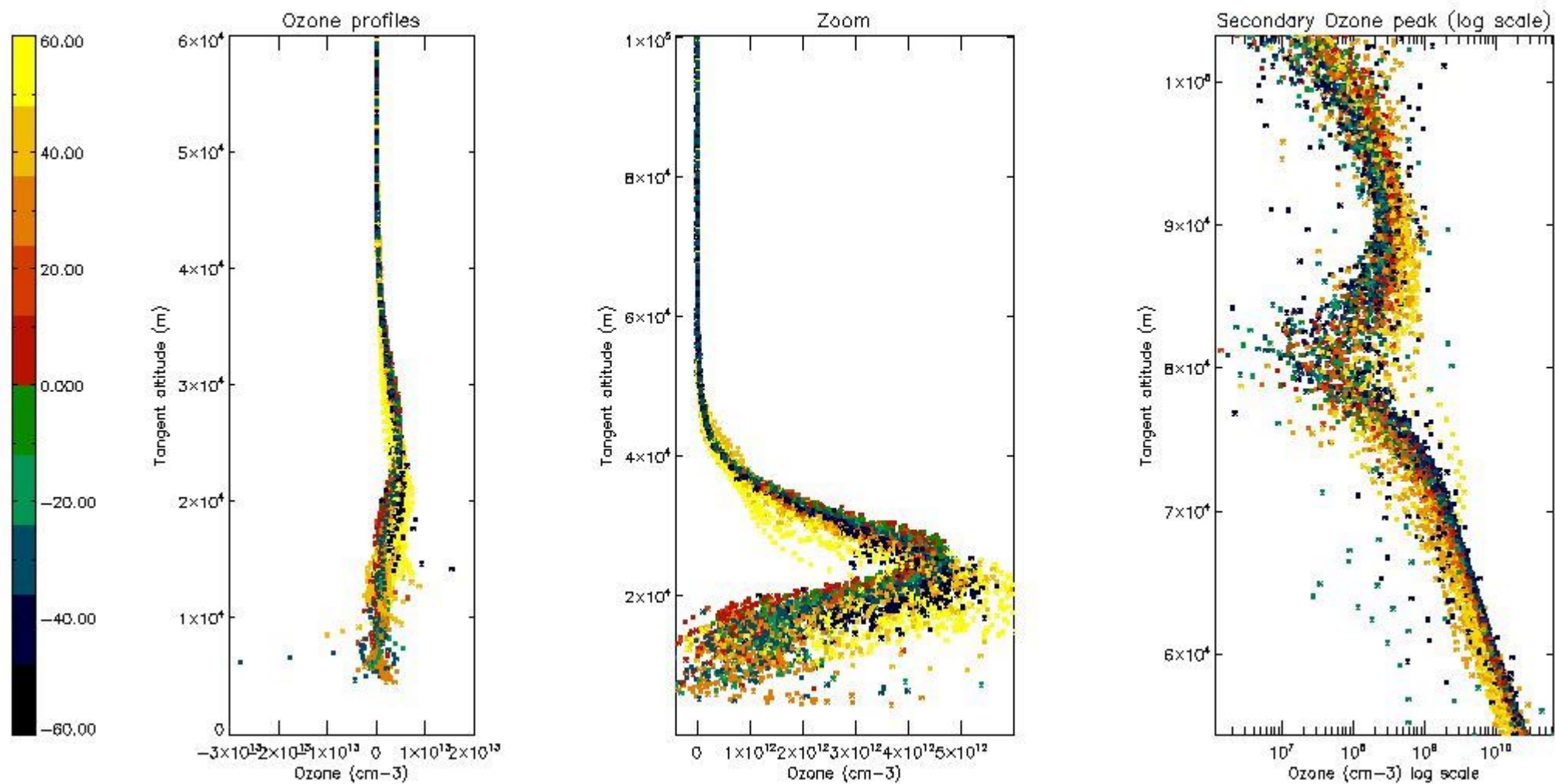
So, the table below shows the percentage of dark limb and valid observations for each criteria with respect to the overall valid daily observations.

Criteria	% of total production
All STD	31
STD < 20	20

STD < 10	17
STD < 5	13

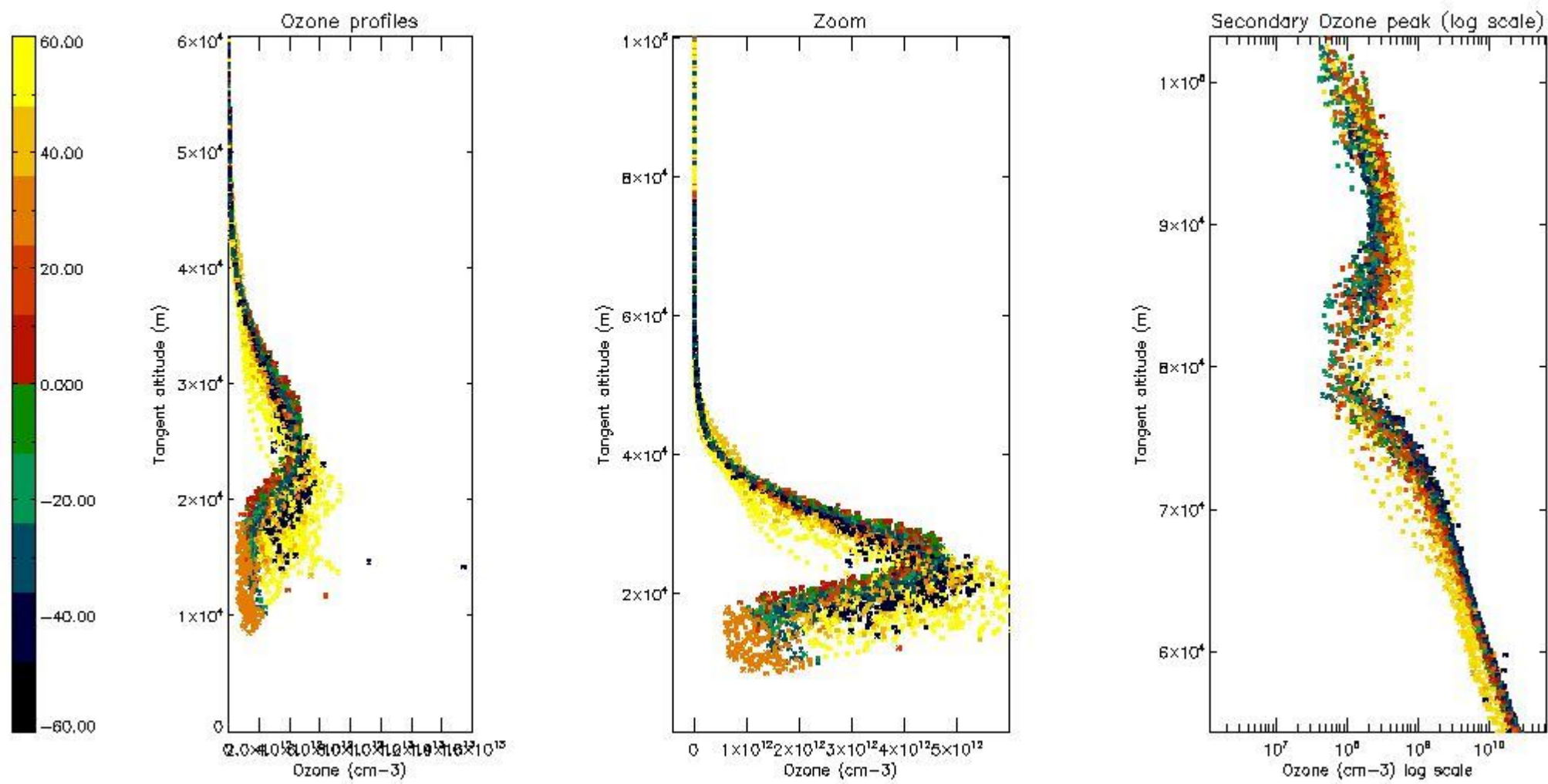
5.2 Plot ozone profiles for all STD (dark without errors)

The colorbar represents the latitude.



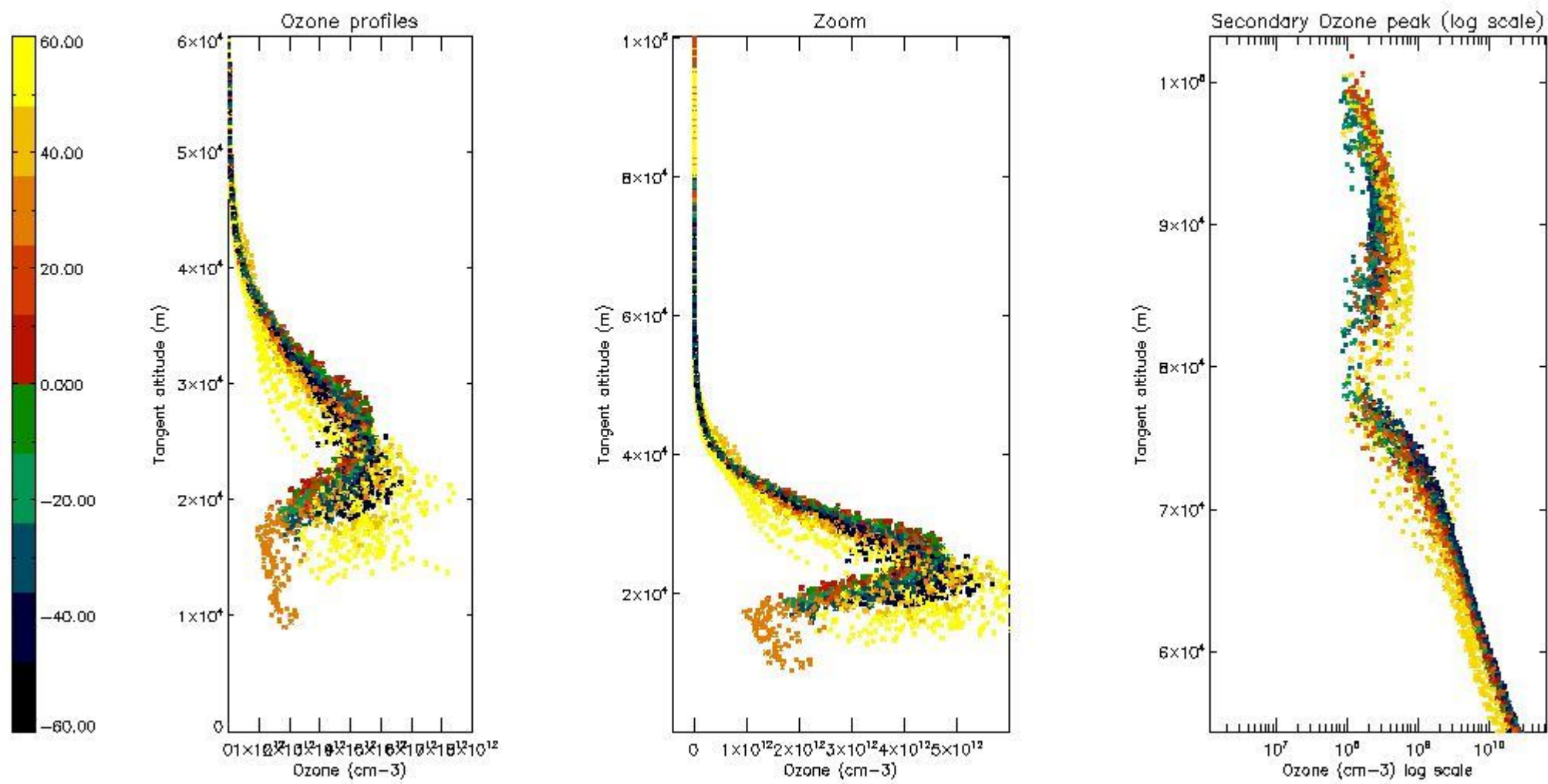
5.3 Plot ozone profiles where STD < 20% (dark without errors)

The colorbar represents the latitude.



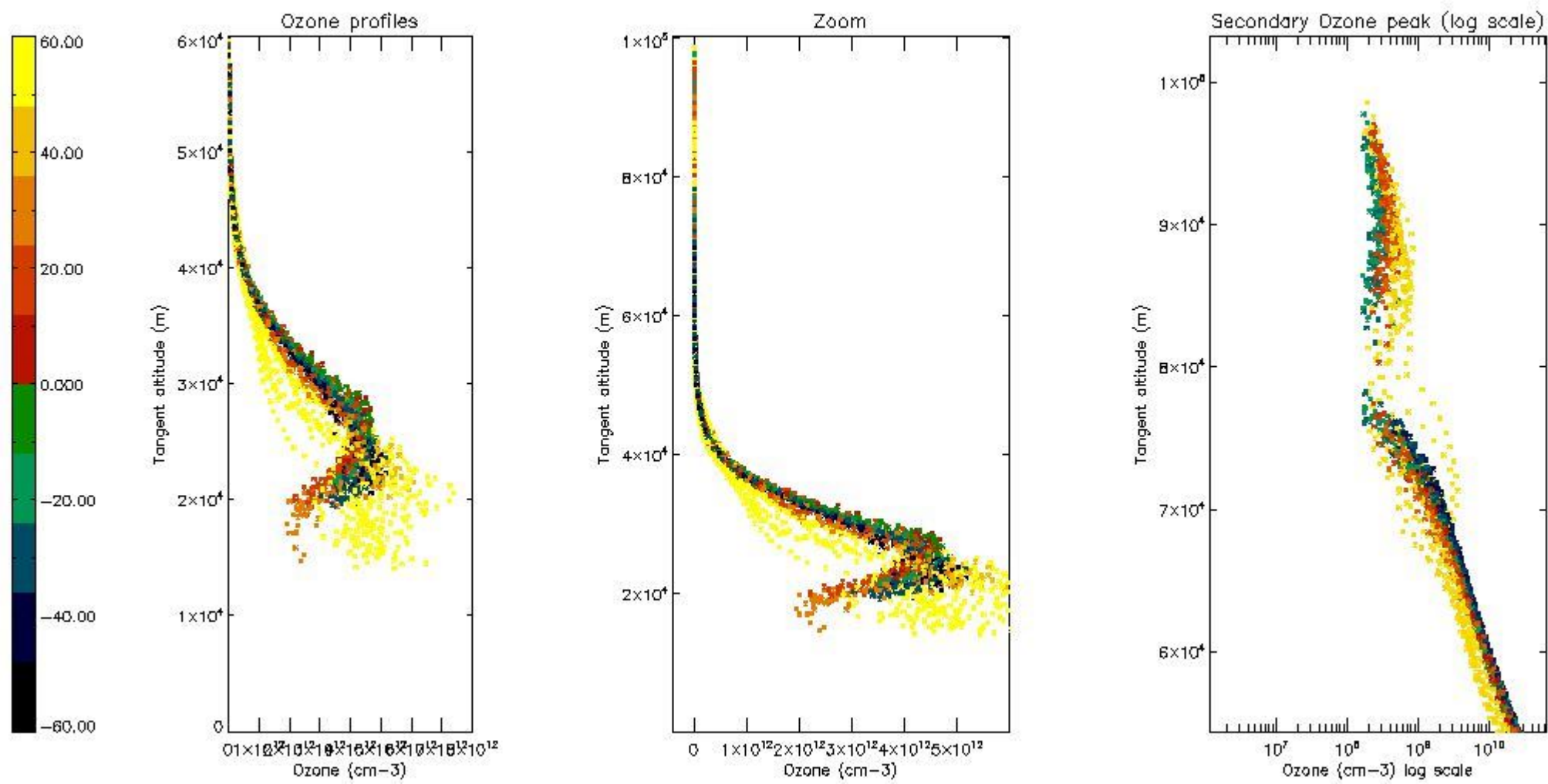
5.4 Plot ozone profiles where STD < 10% (dark without errors)

The colorbar represents the latitude.



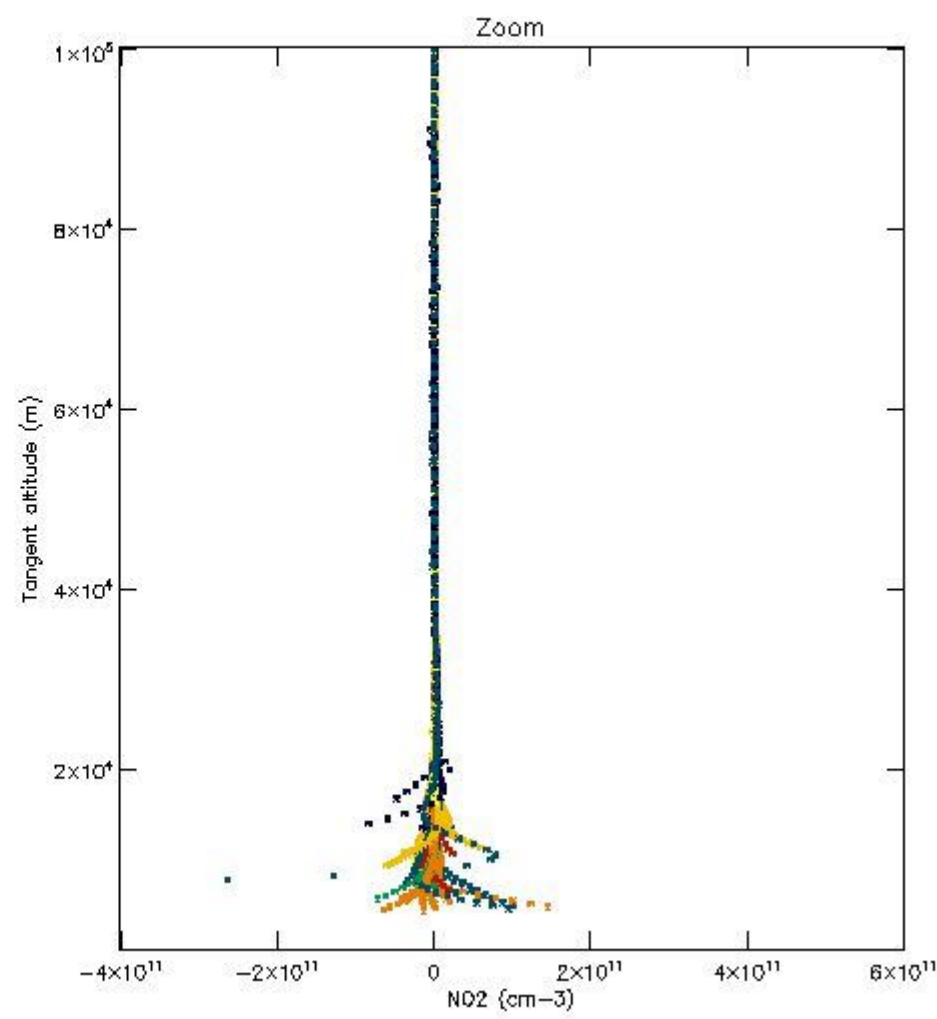
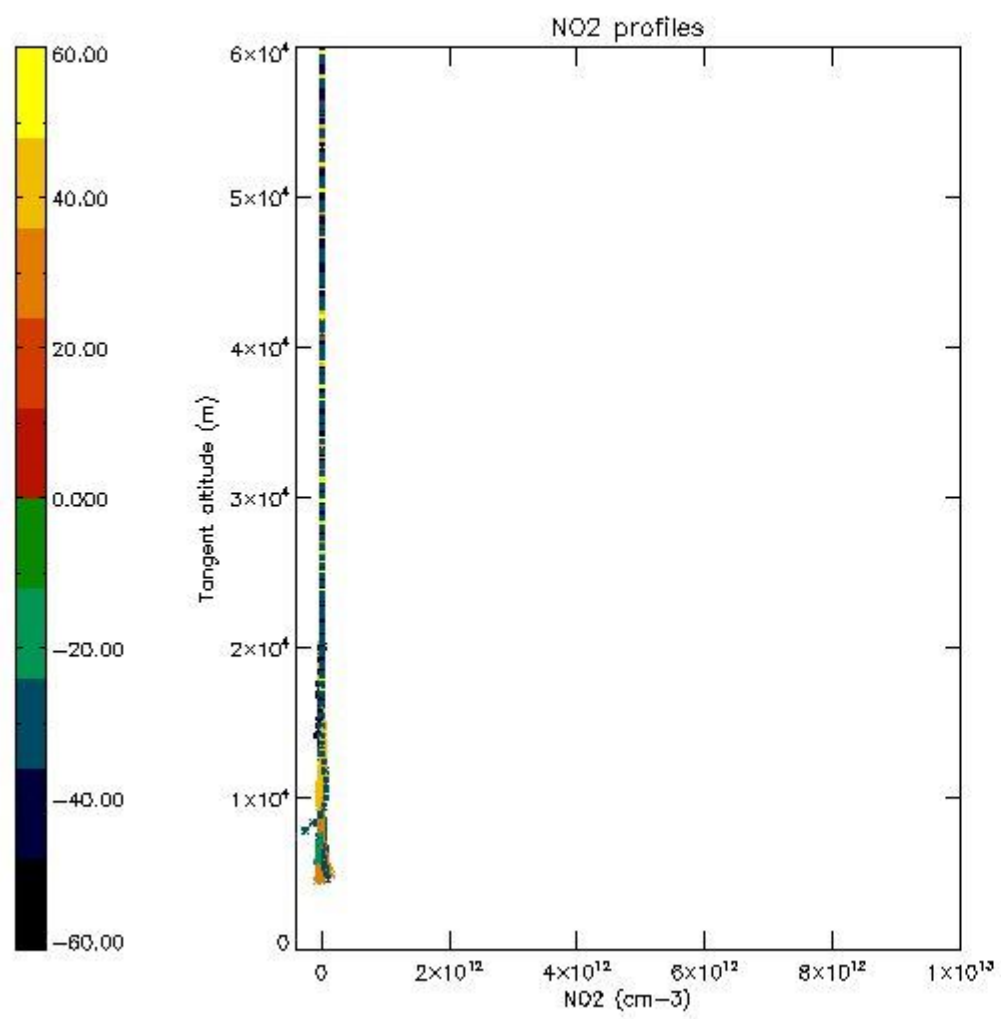
5.5 Plot ozone profiles where STD < 5% (dark without errors)

The colorbar represents the latitude.



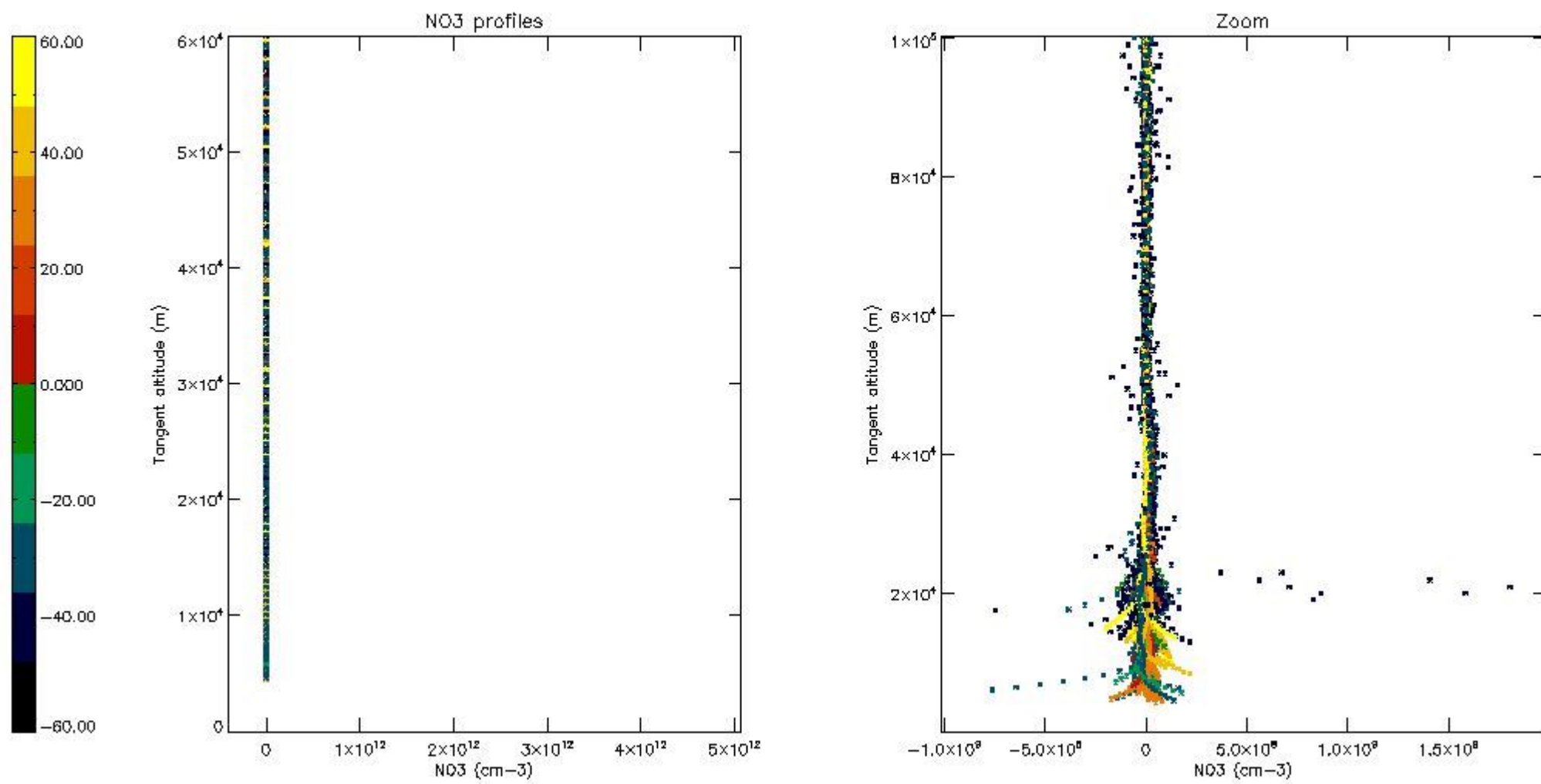
5.6 Plot NO₂ profiles for all STD (dark without errors)

The colorbar represents the latitude.



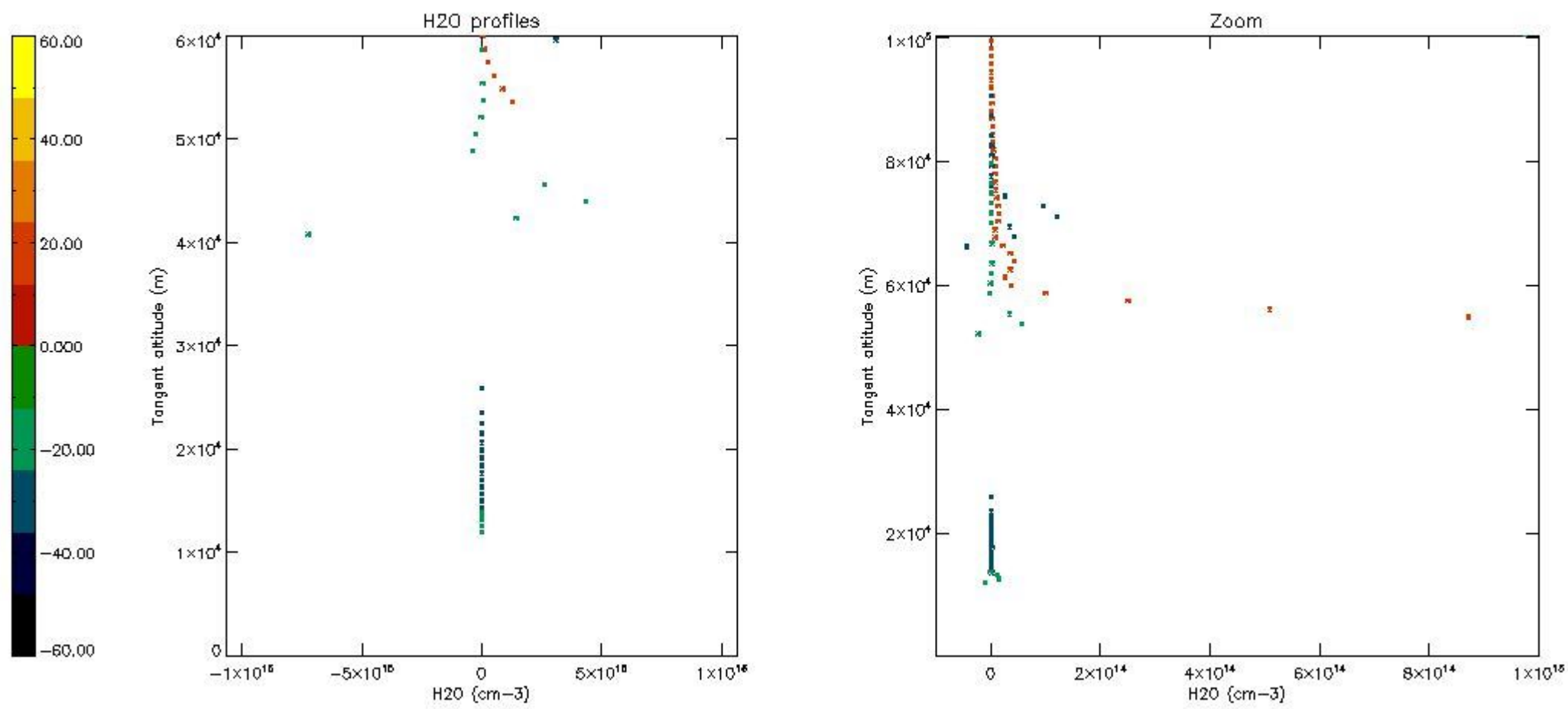
5.7 Plot NO3 profiles for all STD (dark without errors)

The colorbar represents the latitude.



5.8 Plot H2O profiles for all STD (only for occultations of stars 1,2,3,4,13,14,16,26,63 dark without errors)

The colorbar represents the latitude.



6. Auxiliary Data Files used for the production reported in section 2

The number reported in the third column indicates since which file (see list in section 2) the corresponding auxiliary file has been used. The fourth column is the date of those product files.

Type	Auxiliary Filename	Used since product	Used since product date
INST_PHYS_CHARACTERISTICS	GOM_INS_AXNIEC20050627_150440_20020301_000000_20100101_000000	1	02-DEC-2002 00:00:13
LEVEL-2_PROC_CONFIG	GOM_PR2_AXVIEC20091111_152718_20020301_000000_20500101_000000	1	02-DEC-2002 00:00:13
CROSS_SECTIONS_FILE	GOM_CRS_AXVIEC20091111_154832_20020301_000000_20500101_000000	1	02-DEC-2002 00:00:13

GOMOS Level 2 Daily Report

SUMMARY

[1. General Info](#)

[2. Summary of processed GOM_NL_2P products](#)

[3. Level 2 Quality information per product](#)

[3.1 Plot of level 2 quality information per product \(time dependant\)](#)

[3.2 Plot of level 2 quality information per product \(world map\)](#)

[4. Level 1 Quality information per product \(stored on level 2 products\)](#)

[4.1 Plot of level 1 quality information per product \(time dependant\)](#)

[4.1.1 Plot of level 1 quality information per product \(time dependant\): ASCENDING](#)

[4.1.2 Plot of level 1 quality information per product \(time dependant\): DESCENDING](#)

[4.2 Plot of level 1 quality information per product \(world map\)](#)

[4.2.1 Plot of level 1 quality information per product \(world map\): ASCENDING](#)

[4.2.2 Plot of level 1 quality information per product \(world map\): DESCENDING](#)

[5. Ozone profiles based on quality statistics and other trace gas profiles](#)

[5.1 Ozone statistics based on quality of products](#)

[5.2 Plot ozone profiles for all STD \(dark without errors\)](#)

[5.3 Plot ozone profiles where STD < 20% \(dark without errors\)](#)

[5.4. Plot ozone profiles where STD < 10% \(dark without errors\)](#)

[5.5. Plot ozone profiles where STD < 5% \(dark without errors\)](#)

[5.6 Plot NO2 profiles for all STD \(dark without errors\)](#)

[5.7 Plot NO3 profiles for all STD \(dark without errors\)](#)

[5.8 Plot H2O profiles \(only for occultations of stars 1,2,3,4,13,14,16,26,63 dark without errors\) for all STD](#)

[6. Auxiliary Data Files used for the production reported in section 2](#)

This report presents the daily analysis on parameters extracted from GOMOS level 2 data (GOM_NL__2P). It is intended to monitor some important parameters that will impact the quality of these products. A list of level 2 products (and content) that have arrived during the reporting day to the PCF is also given.

Item	Value
Time of report generation	17APR2013 20:47:39
Data source version	GOMOS/6.01
Start time of products	02-12-2002 (02DEC2002 00:00:00)
Stop time of products	03-12-2002 (03DEC2002 00:00:00)
Store outputs in DB	Yes
Nb of level 2 prods	511
Nb of prods with errors	0

2. Summary of processed GOM_NL__2P products.

Nr	Filename	UTC Start time	Limb	Duration	Star Id	Star Name	Star Mag	Star Temp	Nb Meas	Orbit	Prod. error
1	GOM_NL__2PRFIN20021202_000013_000000402011_00388_03949_1910.N1	02-DEC-2002 00:00:13	Bright	40.000	39	85Eta UMa	1.8540	24000.	80	3949	No
2	GOM_NL__2PRFIN20021202_000309_000000372011_00388_03949_1911.N1	02-DEC-2002 00:03:09	Bright	36.500	180	27Gam Boo	3.0400	8000.0	73	3949	No
3	GOM_NL__2PRFIN20021202_000611_000000352011_00388_03949_1912.N1	02-DEC-2002 00:06:11	Bright	35.000	83		2.3780	11000.	70	3949	No
4	GOM_NL__2PRFIN20021202_000842_000000362011_00388_03949_1913.N1	02-DEC-2002 00:08:42	Bright	36.000	3	16Alp Boo	-0.050000	4250.0	72	3949	No
5	GOM_NL__2PRFIN20021202_001226_000000772011_00388_03949_1914.N1	02-DEC-2002 00:12:26	Bright	77.000	96	68Del Leo	2.5600	9300.0	154	3949	No
6	GOM_NL__2PRFIN20021202_001638_000000492011_00388_03949_1915.N1	02-DEC-2002 00:16:38	Bright	49.000	121	29Gam Vir	2.7400	7200.0	98	3949	No
7	GOM_NL__2PRFIN20021202_002127_000000492011_00388_03949_1916.N1	02-DEC-2002 00:21:27	Twilight	48.500	163	7Del Crv	2.9450	11000.	97	3949	No
8	GOM_NL__2PRFIN20021202_002304_000000472011_00388_03949_1917.N1	02-DEC-2002 00:23:04	Twilight	47.000	106	9Bet Crv	2.6480	5600.0	94	3949	No
9	GOM_NL__2PRFIN20021202_002901_000000402011_00388_03949_1918.N1	02-DEC-2002 00:29:01	Dark	39.500	77	Eps Cen	2.3030	28000.	79	3949	No
10	GOM_NL__2PRFIN20021202_003039_000000422011_00388_03949_1919.N1	02-DEC-2002 00:30:39	Dark	42.000	10	Bet Cen	0.61000	28000.	84	3949	No
11	GOM_NL__2PRFIN20021202_003238_000000442011_00389_03950_1886.N1	02-DEC-2002 00:32:38	Dark	44.000	12	Alp1Cru	0.77500	30000.	88	3950	No
12	GOM_NL__2PRFIN20021202_003522_000000422011_00389_03950_1887.N1	02-DEC-2002 00:35:22	Dark	42.000	124	The Car	2.7640	30000.	84	3950	No
13	GOM_NL__2PRFIN20021202_004003_000000452011_00389_03950_1888.N1	02-DEC-2002 00:40:03	Dark	44.500	41	Eps Car	1.8600	4100.0	89	3950	No
14	GOM_NL__2PRFIN20021202_004205_000000542011_00389_03950_1889.N1	02-DEC-2002 00:42:05	Dark	54.000	34	Gam2Vel	1.7930	23000.	108	3950	No
15	GOM_NL__2PRFIN20021202_004523_000000522011_00389_03950_1890.N1	02-DEC-2002 00:45:23	Dark	52.000	2	Alp Car	-0.73600	7000.0	104	3950	No
16	GOM_NL__2PRFIN20021202_004719_000000622011_00389_03950_1891.N1	02-DEC-2002 00:47:19	Dark	62.000	117	Pi Pup	2.7060	3800.0	124	3950	No
17	GOM_NL__2PRFIN20021202_005106_000000652011_00389_03950_1892.N1	02-DEC-2002 00:51:06	Dark	65.000	23	21Eps CMa	1.5020	26000.	130	3950	No
18	GOM_NL__2PRFIN20021202_005314_000000732011_00389_03950_1893.N1	02-DEC-2002 00:53:14	Straylight	73.000	179	24Omi2CMa	3.0320	24000.	146	3950	No
19	GOM_NL__2PRFIN20021202_005658_000000692011_00389_03950_1894.N1	02-DEC-2002 00:56:58	Straylight	68.500	47	2Bet CMa	1.9760	28000.	137	3950	No
20	GOM_NL__2PRFIN20021202_010039_000000642011_00389_03950_1895.N1	02-DEC-2002 01:00:39	Straylight	64.000	56	53Kap Ori	2.0650	30000.	128	3950	No
21	GOM_NL__2PRFIN20021202_010348_000000642011_00389_03950_1896.N1	02-DEC-2002 01:03:48	Twilight	64.000	33	50Zet Ori	1.7660	30000.	128	3950	No
22	GOM_NL__2PRFIN20021202_010642_000000642011_00389_03950_1897.N1	02-DEC-2002 01:06:42	Twilight	63.500	27	24Gam Ori	1.6360	26000.	127	3950	No
23	GOM_NL__2PRFIN20021202_010858_000000622011_00389_03950_1898.N1	02-DEC-2002 01:08:58	Bright	62.000	13	87Alp Tau	0.86700	3800.0	124	3950	No
24	GOM_NL__2PRFIN20021202_011037_000000422011_00389_03950_1899.N1	02-DEC-2002 01:10:37	Bright	41.500	146	25Eta Tau	2.8730	15200.	83	3950	No
25	GOM_NL__2PRFIN20021202_011258_000000422011_00389_03950_1900.N1	02-DEC-2002 01:12:58	Bright	42.000	150	44Zet Per	2.8900	28000.	84	3950	No
26	GOM_NL__2PRFIN20021202_011514_000000382011_00389_03950_1901.N1	02-DEC-2002 01:15:14	Bright	38.000	79	26Bet Per	2.3100	13100.	76	3950	No
27	GOM_NL__2PRFIN20021202_011726_000000382011_00389_03950_1902.N1	02-DEC-2002 01:17:26	Bright	38.000	175	39Del Per	3.0100	19400.	76	3950	No
28	GOM_NL__2PRFIN20021202_011847_000000392011_00389_03950_1903.N1	02-DEC-2002 01:18:47	Bright	38.500	160	23Gam Per	2.9300	4700.0	77	3950	No
29	GOM_NL__2PRFIN20021202_012111_000000372011_00389_03950_1904.N1	02-DEC-2002 01:21:11	Bright	37.000	110	37Del Cas	2.6780	8900.0	74	3950	No
30	GOM_NL__2PRFIN20021202_012850_000000412011_00389_03950_1905.N1	02-DEC-2002 01:28:50	Bright	41.000	49	1Alp UMi	1.9900	6300.0	82	3950	No
31	GOM_NL__2PRFIN20021202_013333_000000382011_00389_03950_1906.N1	02-DEC-2002 01:33:33	Bright	37.500	60	7Bet UMi	2.0810	3950.0	75	3950	No
32	GOM_NL__2PRFIN20021202_013528_000000452011_00389_03950_1907.N1	02-DEC-2002 01:35:28	Bright	44.500	36	50Alp UMa	1.8000	6300.0	89	3950	No
33	GOM_NL__2PRFIN20021202_013703_000000472011_00389_03950_1908.N1	02-DEC-2002 01:37:03	Bright	46.500	82	48Bet UMa	2.3650	10600.	93	3950	No
34	GOM_NL__2PRFIN20021202_013843_000000422011_00389_03950_1909.N1	02-DEC-2002 01:38:43	Bright	42.000	32	77Eps UMa	1.7630	11000.	84	3950	No
35	GOM_NL__2PRFIN20021202_014049_000000542011_00389_03950_1910.N1	02-DEC-2002 01:40:49	Bright	54.000	39	85Eta UMa	1.8540	24000.	108	3950	No
36	GOM_NL__2PRFIN20021202_014343_000000402011_00389_03950_1911.N1	02-DEC-2002 01:43:43	Bright	40.000	180	27Gam Boo	3.0400	8000.0	80	3950	No
37	GOM_NL__2PRFIN20021202_014647_000000352011_00389_03950_1912.N1	02-DEC-2002 01:46:47	Bright	34.500	83		2.3780	11000.	69	3950	No
38	GOM_NL__2PRFIN20021202_014917_000000372011_00389_03950_1913.N1	02-DEC-2002 01:49:17	Bright	36.500	3	16Alp Boo	-0.050000	4250.0	73	3950	No
39	GOM_NL__2PRFIN20021202_015303_000000752011_00389_03950_1914.N1	02-DEC-2002 01:53:03	Bright	74.500	96	68Del Leo	2.5600	9300.0	149	3950	No
40	GOM_NL__2PRFIN20021202_015715_000000492011_00389_03950_1915.N1	02-DEC-2002 01:57:15	Bright	48.500	121	29Gam Vir	2.7400	7200.0	97	3950	No
41	GOM_NL__2PRFIN20021202_020204_000000492011_00389_03950_1916.N1	02-DEC-2002 02:02:04	Twilight	49.000	163	7Del Crv	2.9450	11000.	98	3950	No
42	GOM_NL__2PRFIN20021202_020341_000000502011_00389_03950_1917.N1	02-DEC-2002 02:03:41	Twilight	50.000	106	9Bet Crv	2.6480	5600.0	100	3950	No

43	GOM_NL__2PRFIN20021202_020747_000000382011_00389_03950_1918.N1	02-DEC-2002 02:07:47	Dark	37.500	95	Zet Cen	2.5450	26000.	75	3950	No
44	GOM_NL__2PRFIN20021202_020938_000000372011_00389_03950_1919.N1	02-DEC-2002 02:09:38	Dark	37.000	77	Eps Cen	2.3030	28000.	74	3950	No
45	GOM_NL__2PRFIN20021202_021115_000000422011_00389_03950_1920.N1	02-DEC-2002 02:11:15	Dark	42.000	10	Bet Cen	0.61000	28000.	84	3950	No
46	GOM_NL__2PRFIN20021202_021314_000000402011_00390_03951_9722.N1	02-DEC-2002 02:13:14	Dark	40.000	12	Alp1Cru	0.77500	30000.	80	3951	No
47	GOM_NL__2PRFIN20021202_021558_000000392011_00390_03951_9723.N1	02-DEC-2002 02:15:58	Dark	38.500	124	The Car	2.7640	30000.	77	3951	No
48	GOM_NL__2PRFIN20021202_022039_000000512011_00390_03951_9724.N1	02-DEC-2002 02:20:39	Dark	50.500	41	Eps Car	1.8600	4100.0	101	3951	No
49	GOM_NL__2PRFIN20021202_022243_000000622011_00390_03951_9725.N1	02-DEC-2002 02:22:43	Dark	61.500	34	Gam2Vel	1.7930	23000.	123	3951	No
50	GOM_NL__2PRFIN20021202_022600_000000512011_00390_03951_9726.N1	02-DEC-2002 02:26:00	Dark	50.500	2	Alp Car	-0.73600	7000.0	101	3951	No
51	GOM_NL__2PRFIN20021202_022757_000000632011_00390_03951_9727.N1	02-DEC-2002 02:27:57	Dark	62.500	117	Pi Pup	2.7060	3800.0	125	3951	No
52	GOM_NL__2PRFIN20021202_023143_000000712011_00390_03951_9728.N1	02-DEC-2002 02:31:43	Dark	70.500	23	21Eps CMa	1.5020	26000.	141	3951	No
53	GOM_NL__2PRFIN20021202_023351_000000722011_00390_03951_9729.N1	02-DEC-2002 02:33:51	Straylight	72.000	179	24Omi2CMa	3.0320	24000.	144	3951	No
54	GOM_NL__2PRFIN20021202_023734_000000692011_00390_03951_9730.N1	02-DEC-2002 02:37:34	Straylight	68.500	47	2Bet CMa	1.9760	28000.	137	3951	No
55	GOM_NL__2PRFIN20021202_024116_000000652011_00390_03951_9731.N1	02-DEC-2002 02:41:16	Straylight	65.000	56	53Kap Ori	2.0650	30000.	130	3951	No
56	GOM_NL__2PRFIN20021202_024424_000000672011_00390_03951_9732.N1	02-DEC-2002 02:44:24	Tw_i_and_stray	67.000	33	50Zet Ori	1.7660	30000.	134	3951	No
57	GOM_NL__2PRFIN20021202_024718_000000642011_00390_03951_9733.N1	02-DEC-2002 02:47:18	Tw_i_and_stray	63.500	27	24Gam Ori	1.6360	26000.	127	3951	No
58	GOM_NL__2PRFIN20021202_024934_000000592011_00390_03951_9734.N1	02-DEC-2002 02:49:34	Bright	59.000	13	87Alp Tau	0.86700	3800.0	118	3951	No
59	GOM_NL__2PRFIN20021202_025113_000000412011_00390_03951_9735.N1	02-DEC-2002 02:51:13	Bright	40.500	146	25Eta Tau	2.8730	15200.	81	3951	No
60	GOM_NL__2PRFIN20021202_025334_000000412011_00390_03951_9736.N1	02-DEC-2002 02:53:34	Bright	41.000	150	44Zet Per	2.8900	28000.	82	3951	No
61	GOM_NL__2PRFIN20021202_025551_000000382011_00390_03951_9737.N1	02-DEC-2002 02:55:51	Bright	37.500	79	26Bet Per	2.3100	13100.	75	3951	No
62	GOM_NL__2PRFIN20021202_025802_000000382011_00390_03951_9738.N1	02-DEC-2002 02:58:02	Bright	38.000	175	39Del Per	3.0100	19400.	76	3951	No
63	GOM_NL__2PRFIN20021202_025923_000000382011_00390_03951_9739.N1	02-DEC-2002 02:59:23	Bright	38.000	160	23Gam Per	2.9300	4700.0	76	3951	No
64	GOM_NL__2PRFIN20021202_030148_000000362011_00390_03951_9740.N1	02-DEC-2002 03:01:48	Bright	35.500	110	37Del Cas	2.6780	8900.0	71	3951	No
65	GOM_NL__2PRFIN20021202_030927_000000372011_00390_03951_9741.N1	02-DEC-2002 03:09:27	Bright	37.000	49	1Alp UMi	1.9900	6300.0	74	3951	No
66	GOM_NL__2PRFIN20021202_031409_000000392011_00390_03951_9742.N1	02-DEC-2002 03:14:09	Bright	38.500	60	7Bet UMi	2.0810	3950.0	77	3951	No
67	GOM_NL__2PRFIN20021202_031603_000000462011_00390_03951_9743.N1	02-DEC-2002 03:16:03	Bright	45.500	36	50Alp UMa	1.8000	6300.0	91	3951	No
68	GOM_NL__2PRFIN20021202_031739_000000472011_00390_03951_9744.N1	02-DEC-2002 03:17:39	Bright	46.500	82	48Bet UMa	2.3650	10600.	93	3951	No
69	GOM_NL__2PRFIN20021202_031919_000000402011_00390_03951_9745.N1	02-DEC-2002 03:19:19	Bright	39.500	32	77Eps UMa	1.7630	11000.	79	3951	No
70	GOM_NL__2PRFIN20021202_032125_000000372011_00390_03951_9746.N1	02-DEC-2002 03:21:25	Bright	37.000	39	85Eta UMa	1.8540	24000.	74	3951	No
71	GOM_NL__2PRFIN20021202_032419_000000392011_00390_03951_9747.N1	02-DEC-2002 03:24:19	Bright	38.500	180	27Gam Boo	3.0400	8000.0	77	3951	No
72	GOM_NL__2PRFIN20021202_032722_000000382011_00390_03951_9748.N1	02-DEC-2002 03:27:22	Bright	37.500	83		2.3780	11000.	75	3951	No
73	GOM_NL__2PRFIN20021202_032954_000000382011_00390_03951_9749.N1	02-DEC-2002 03:29:54	Bright	37.500	3	16Alp Boo	-0.050000	4250.0	75	3951	No
74	GOM_NL__2PRFIN20021202_033340_000000762011_00390_03951_9750.N1	02-DEC-2002 03:33:40	Bright	76.000	96	68Del Leo	2.5600	9300.0	152	3951	No
75	GOM_NL__2PRFIN20021202_033752_000000482011_00390_03951_9751.N1	02-DEC-2002 03:37:52	Bright	47.500	121	29Gam Vir	2.7400	7200.0	95	3951	No
76	GOM_NL__2PRFIN20021202_034241_000000502011_00390_03951_9752.N1	02-DEC-2002 03:42:41	Tw_i_and_stray	50.000	163	7Del Crv	2.9450	11000.	100	3951	No
77	GOM_NL__2PRFIN20021202_034418_000000452011_00390_03951_9753.N1	02-DEC-2002 03:44:18	Twilight	44.500	106	9Bet Crv	2.6480	5600.0	89	3951	No
78	GOM_NL__2PRFIN20021202_034614_000000402011_00390_03951_9754.N1	02-DEC-2002 03:46:14	Dark	40.000	123	1ot Cen	2.7500	10200.	80	3951	No
79	GOM_NL__2PRFIN20021202_034823_000000412011_00390_03951_9755.N1	02-DEC-2002 03:48:23	Dark	40.500	95	Zet Cen	2.5450	26000.	81	3951	No
80	GOM_NL__2PRFIN20021202_035014_000000382011_00390_03951_9756.N1	02-DEC-2002 03:50:14	Dark	37.500	77	Eps Cen	2.3030	28000.	75	3951	No
81	GOM_NL__2PRFIN20021202_035151_000000512011_00390_03951_9757.N1	02-DEC-2002 03:51:51	Dark	50.500	10	Bet Cen	0.61000	28000.	101	3951	No
82	GOM_NL__2PRFIN20021202_035350_000000422011_00391_03952_9722.N1	02-DEC-2002 03:53:50	Dark	41.500	12	Alp1Cru	0.77500	30000.	83	3952	No
83	GOM_NL__2PRFIN20021202_035635_000000382011_00391_03952_9723.N1	02-DEC-2002 03:56:35	Dark	37.500	124	The Car	2.7640	30000.	75	3952	No
84	GOM_NL__2PRFIN20021202_040116_000000472011_00391_03952_9724.N1	02-DEC-2002 04:01:16	Dark	47.000	41	Eps Car	1.8600	4100.0	94	3952	No
85	GOM_NL__2PRFIN20021202_040319_000000502011_00391_03952_9725.N1	02-DEC-2002 04:03:19	Dark	49.500	34	Gam2Vel	1.7930	23000.	99	3952	No
86	GOM_NL__2PRFIN20021202_040637_000000562011_00391_03952_9726.N1	02-DEC-2002 04:06:37	Dark	56.000	2	Alp Car	-0.73600	7000.0	112	3952	No
87	GOM_NL__2PRFIN20021202_040832_000000652011_00391_03952_9727.N1	02-DEC-2002 04:08:32	Dark	64.500	117	Pi Pup	2.7060	3800.0	129	3952	No
88	GOM_NL__2PRFIN20021202_041219_000000752011_00391_03952_9728.N1	02-DEC-2002 04:12:19	Dark	75.000	23	21Eps CMa	1.5020	26000.	150	3952	No
89	GOM_NL__2PRFIN20021202_041427_000000742011_00391_03952_9729.N1	02-DEC-2002 04:14:27	Straylight	74.000	179	24Omi2CMa	3.0320	24000.	148	3952	No
90	GOM_NL__2PRFIN20021202_041809_000000692011_00391_03952_9730.N1	02-DEC-2002 04:18:09	Straylight	68.500	47	2Bet CMa	1.9760	28000.	137	3952	No
91	GOM_NL__2PRFIN20021202_042150_000000632011_00391_03952_9731.N1	02-DEC-2002 04:21:50	Straylight	62.500	56	53Kap Ori	2.0650	30000.	125	3952	No
92	GOM_NL__2PRFIN20021202_042459_000000672011_00391_03952_9732.N1	02-DEC-2002 04:24:59	Tw_i_and_stray	66.500	33	50Zet Ori	1.7660	30000.	133	3952	No
93	GOM_NL__2PRFIN20021202_042753_000000612011_00391_03952_9733.N1	02-DEC-2002 04:27:53	Tw_i_and_stray	60.500	27	24Gam Ori	1.6360	26000.	121	3952	No
94	GOM_NL__2PRFIN20021202_043010_000000602011_00391_03952_9734.N1	02-DEC-2002 04:30:10	Bright	59.500	13	87Alp Tau	0.86700	3800.0	119	3952	No
95	GOM_NL__2PRFIN20021202_043148_000000402011_00391_03952_9735.N1	02-DEC-2002 04:31:48	Bright	39.500	146	25Eta Tau	2.8730	15200.	79	3952	No
96	GOM_NL__2PRFIN20021202_043410_000000422011_00391_03952_9736.N1	02-DEC-2002 04:34:10	Bright	41.500	150	44Zet Per	2.8900	28000.	83	3952	No
97	GOM_NL__2PRFIN20021202_043627_000000392011_00391_03952_9737.N1	02-DEC-2002 04:36:27	Bright	38.500	79	26Bet Per	2.3100	13100.	77	3952	No
98	GOM_NL__2PRFIN20021202_043838_000000382011_00391_03952_9738.N1	02-DEC-2002 04:38:38	Bright	38.000	175	39Del Per	3.0100	19400.	76	3952	No
99	GOM_NL__2PRFIN20021202_044000_000000372011_00391_03952_9739.N1	02-DEC-2002 04:40:00	Bright	36.500	160	23Gam Per	2.9300	4700.0	73	3952	No
100	GOM_NL__2PRFIN20021202_044224_000000382011_00391_03952_9740.N1	02-DEC-2002 04:42:24	Bright	37.500	110	37Del Cas	2.6780	8900.0	75	3952	No
101	GOM_NL__2PRFIN20021202_045003_000000392011_00391_03952_9741.N1	02-DEC-2002 04:50:03	Bright	38.500	49	1Alp UMi	1.9900	6300.0	77	3952	No

102	GOM_NL__2PRFIN20021202_045445_000000402011_00391_03952_9742.N1	02-DEC-2002 04:54:45	Bright	39.500	60	7Bet UMi	2.0810	3950.0	79	3952	No
103	GOM_NL__2PRFIN20021202_045638_000000472011_00391_03952_9743.N1	02-DEC-2002 04:56:38	Bright	46.500	36	50Alp UMa	1.8000	6300.0	93	3952	No
104	GOM_NL__2PRFIN20021202_045814_000000492011_00391_03952_9744.N1	02-DEC-2002 04:58:14	Bright	48.500	82	48Bet UMa	2.3650	10600.	97	3952	No
105	GOM_NL__2PRFIN20021202_045953_000000452011_00391_03952_9745.N1	02-DEC-2002 04:59:53	Bright	44.500	32	77Eps UMa	1.7630	11000.	89	3952	No
106	GOM_NL__2PRFIN20021202_050159_000000412011_00391_03952_9746.N1	02-DEC-2002 05:01:59	Bright	41.000	39	85Eta UMa	1.8540	24000.	82	3952	No
107	GOM_NL__2PRFIN20021202_050456_000000372011_00391_03952_9747.N1	02-DEC-2002 05:04:56	Bright	36.500	180	27Gam Boo	3.0400	8000.0	73	3952	No
108	GOM_NL__2PRFIN20021202_050759_000000362011_00391_03952_9748.N1	02-DEC-2002 05:07:59	Bright	36.000	83		2.3780	11000.	72	3952	No
109	GOM_NL__2PRFIN20021202_051030_000000372011_00391_03952_9749.N1	02-DEC-2002 05:10:30	Bright	37.000	3	16Alp Boo	-0.050000	4250.0	74	3952	No
110	GOM_NL__2PRFIN20021202_051416_000000782011_00391_03952_9750.N1	02-DEC-2002 05:14:16	Bright	77.500	96	68Del Leo	2.5600	9300.0	155	3952	No
111	GOM_NL__2PRFIN20021202_051830_000000622011_00391_03952_9751.N1	02-DEC-2002 05:18:30	Bright	62.000	121	29Gam Vir	2.7400	7200.0	124	3952	No
112	GOM_NL__2PRFIN20021202_052317_000000472011_00391_03952_9752.N1	02-DEC-2002 05:23:17	Twilight	46.500	163	7Del Crv	2.9450	11000.	93	3952	No
113	GOM_NL__2PRFIN20021202_052454_000000462011_00391_03952_9753.N1	02-DEC-2002 05:24:54	Twilight	46.000	106	9Bet Crv	2.6480	5600.0	92	3952	No
114	GOM_NL__2PRFIN20021202_052649_000000432011_00391_03952_9754.N1	02-DEC-2002 05:26:49	Dark	42.500	123	1ot Cen	2.7500	10200.	85	3952	No
115	GOM_NL__2PRFIN20021202_052900_000000392011_00391_03952_9755.N1	02-DEC-2002 05:29:00	Dark	39.000	95	Zet Cen	2.5450	26000.	78	3952	No
116	GOM_NL__2PRFIN20021202_053050_000000392011_00391_03952_9756.N1	02-DEC-2002 05:30:50	Dark	38.500	77	Eps Cen	2.3030	28000.	77	3952	No
117	GOM_NL__2PRFIN20021202_053227_000000402011_00391_03952_9757.N1	02-DEC-2002 05:32:27	Dark	40.000	10	Bet Cen	0.61000	28000.	80	3952	No
118	GOM_NL__2PRFIN20021202_053426_000000442011_00392_03953_9722.N1	02-DEC-2002 05:34:26	Dark	43.500	12	Alp1Cru	0.77500	30000.	87	3953	No
119	GOM_NL__2PRFIN20021202_053711_000000402011_00392_03953_9723.N1	02-DEC-2002 05:37:11	Dark	39.500	124	The Car	2.7640	30000.	79	3953	No
120	GOM_NL__2PRFIN20021202_054152_000000492011_00392_03953_9724.N1	02-DEC-2002 05:41:52	Dark	49.000	41	Eps Car	1.8600	4100.0	98	3953	No
121	GOM_NL__2PRFIN20021202_054356_000000522011_00392_03953_9725.N1	02-DEC-2002 05:43:56	Dark	51.500	34	Gam2Vel	1.7930	23000.	103	3953	No
122	GOM_NL__2PRFIN20021202_054712_000000502011_00392_03953_9726.N1	02-DEC-2002 05:47:12	Dark	50.000	2	Alp Car	-0.73600	7000.0	100	3953	No
123	GOM_NL__2PRFIN20021202_054910_000000632011_00392_03953_9727.N1	02-DEC-2002 05:49:10	Dark	62.500	117	Pi Pup	2.7060	3800.0	125	3953	No
124	GOM_NL__2PRFIN20021202_055256_000000672011_00392_03953_9728.N1	02-DEC-2002 05:52:56	Dark	66.500	23	21Eps CMa	1.5020	26000.	133	3953	No
125	GOM_NL__2PRFIN20021202_055504_000000732011_00392_03953_9729.N1	02-DEC-2002 05:55:04	Straylight	73.000	179	24Omi2CMa	3.0320	24000.	146	3953	No
126	GOM_NL__2PRFIN20021202_055845_000000682011_00392_03953_9730.N1	02-DEC-2002 05:58:45	Straylight	68.000	47	2Bet CMa	1.9760	28000.	136	3953	No
127	GOM_NL__2PRFIN20021202_060226_000000652011_00392_03953_9731.N1	02-DEC-2002 06:02:26	Straylight	64.500	56	53Kap Ori	2.0650	30000.	129	3953	No
128	GOM_NL__2PRFIN20021202_060535_000000612011_00392_03953_9732.N1	02-DEC-2002 06:05:35	Twilight	61.000	33	50Zet Ori	1.7660	30000.	122	3953	No
129	GOM_NL__2PRFIN20021202_060828_000000652011_00392_03953_9733.N1	02-DEC-2002 06:08:28	Twilight	65.000	27	24Gam Ori	1.6360	26000.	130	3953	No
130	GOM_NL__2PRFIN20021202_061043_000000622011_00392_03953_9734.N1	02-DEC-2002 06:10:43	Bright	62.000	13	87Alp Tau	0.86700	3800.0	124	3953	No
131	GOM_NL__2PRFIN20021202_061222_000000412011_00392_03953_9735.N1	02-DEC-2002 06:12:22	Bright	40.500	146	25Eta Tau	2.8730	15200.	81	3953	No
132	GOM_NL__2PRFIN20021202_061445_000000412011_00392_03953_9736.N1	02-DEC-2002 06:14:45	Bright	40.500	150	44Zet Per	2.8900	28000.	81	3953	No
133	GOM_NL__2PRFIN20021202_061703_000000392011_00392_03953_9737.N1	02-DEC-2002 06:17:03	Bright	38.500	79	26Bet Per	2.3100	13100.	77	3953	No
134	GOM_NL__2PRFIN20021202_061914_000000382011_00392_03953_9738.N1	02-DEC-2002 06:19:14	Bright	38.000	175	39Del Per	3.0100	19400.	76	3953	No
135	GOM_NL__2PRFIN20021202_062036_000000382011_00392_03953_9739.N1	02-DEC-2002 06:20:36	Bright	37.500	160	23Gam Per	2.9300	4700.0	75	3953	No
136	GOM_NL__2PRFIN20021202_062300_000000372011_00392_03953_9740.N1	02-DEC-2002 06:23:00	Bright	37.000	110	37Del Cas	2.6780	8900.0	74	3953	No
137	GOM_NL__2PRFIN20021202_063040_000000392011_00392_03953_9741.N1	02-DEC-2002 06:30:40	Bright	38.500	49	1Alp UMi	1.9900	6300.0	77	3953	No
138	GOM_NL__2PRFIN20021202_063521_000000382011_00392_03953_9742.N1	02-DEC-2002 06:35:21	Bright	38.000	60	7Bet UMi	2.0810	3950.0	76	3953	No
139	GOM_NL__2PRFIN20021202_063714_000000482011_00392_03953_9743.N1	02-DEC-2002 06:37:14	Bright	47.500	36	50Alp UMa	1.8000	6300.0	95	3953	No
140	GOM_NL__2PRFIN20021202_063850_000000482011_00392_03953_9744.N1	02-DEC-2002 06:38:50	Bright	47.500	82	48Bet UMa	2.3650	10600.	95	3953	No
141	GOM_NL__2PRFIN20021202_064031_000000422011_00392_03953_9745.N1	02-DEC-2002 06:40:31	Bright	41.500	32	77Eps UMa	1.7630	11000.	83	3953	No
142	GOM_NL__2PRFIN20021202_064235_000000432011_00392_03953_9746.N1	02-DEC-2002 06:42:35	Bright	42.500	39	85Eta UMa	1.8540	24000.	85	3953	No
143	GOM_NL__2PRFIN20021202_064533_000000392011_00392_03953_9747.N1	02-DEC-2002 06:45:33	Bright	38.500	180	27Gam Boo	3.0400	8000.0	77	3953	No
144	GOM_NL__2PRFIN20021202_064835_000000372011_00392_03953_9748.N1	02-DEC-2002 06:48:35	Bright	36.500	83		2.3780	11000.	73	3953	No
145	GOM_NL__2PRFIN20021202_065104_000000402011_00392_03953_9749.N1	02-DEC-2002 06:51:04	Bright	40.000	3	16Alp Boo	-0.050000	4250.0	80	3953	No
146	GOM_NL__2PRFIN20021202_065454_000000772011_00392_03953_9750.N1	02-DEC-2002 06:54:54	Bright	77.000	96	68Del Leo	2.5600	9300.0	154	3953	No
147	GOM_NL__2PRFIN20021202_065907_000000482011_00392_03953_9751.N1	02-DEC-2002 06:59:07	Bright	47.500	121	29Gam Vir	2.7400	7200.0	95	3953	No
148	GOM_NL__2PRFIN20021202_070353_000000492011_00392_03953_9752.N1	02-DEC-2002 07:03:53	Twilight	49.000	163	7Del Crv	2.9450	11000.	98	3953	No
149	GOM_NL__2PRFIN20021202_070529_000000512011_00392_03953_9753.N1	02-DEC-2002 07:05:29	Twilight	50.500	106	9Bet Crv	2.6480	5600.0	101	3953	No
150	GOM_NL__2PRFIN20021202_070726_000000422011_00392_03953_9754.N1	02-DEC-2002 07:07:26	Dark	41.500	123	1ot Cen	2.7500	10200.	83	3953	No
151	GOM_NL__2PRFIN20021202_070936_000000392011_00392_03953_9755.N1	02-DEC-2002 07:09:36	Dark	38.500	95	Zet Cen	2.5450	26000.	77	3953	No
152	GOM_NL__2PRFIN20021202_071126_000000402011_00392_03953_9756.N1	02-DEC-2002 07:11:26	Dark	39.500	77	Eps Cen	2.3030	28000.	79	3953	No
153	GOM_NL__2PRFIN20021202_071303_000000442011_00392_03953_9757.N1	02-DEC-2002 07:13:03	Dark	44.000	10	Bet Cen	0.61000	28000.	88	3953	No
154	GOM_NL__2PRFIN20021202_071502_000000402011_00393_03954_9722.N1	02-DEC-2002 07:15:02	Dark	39.500	12	Alp1Cru	0.77500	30000.	79	3954	No
155	GOM_NL__2PRFIN20021202_071748_000000402011_00393_03954_9723.N1	02-DEC-2002 07:17:48	Dark	39.500	124	The Car	2.7640	30000.	79	3954	No
156	GOM_NL__2PRFIN20021202_072229_000000442011_00393_03954_9724.N1	02-DEC-2002 07:22:29	Dark	44.000	41	Eps Car	1.8600	4100.0	88	3954	No
157	GOM_NL__2PRFIN20021202_072431_000000532011_00393_03954_9725.N1	02-DEC-2002 07:24:31	Dark	52.500	34	Gam2Vel	1.7930	23000.	105	3954	No
158	GOM_NL__2PRFIN20021202_072749_000000582011_00393_03954_9726.N1	02-DEC-2002 07:27:49	Dark	58.000	2	Alp Car	-0.73600	7000.0	116	3954	No
159	GOM_NL__2PRFIN20021202_072946_000000652011_00393_03954_9727.N1	02-DEC-2002 07:29:46	Dark	65.000	117	Pi Pup	2.7060	3800.0	130	3954	No
160	GOM_NL__2PRFIN20021202_073332_000000712011_00393_03954_9728.N1	02-DEC-2002 07:33:32	Dark	70.500	23	21Eps CMa	1.5020	26000.	141	3954	No

161	GOM_NL__2PRFIN20021202_073540_000000742011_00393_03954_9729.N1	02-DEC-2002 07:35:40	Straylight	73.500	179	24Omi2CMA	3.0320	24000.	147	3954	No
162	GOM_NL__2PRFIN20021202_073922_000000732011_00393_03954_9730.N1	02-DEC-2002 07:39:22	Straylight	72.500	47	2Bet CMA	1.9760	28000.	145	3954	No
163	GOM_NL__2PRFIN20021202_074303_000000662011_00393_03954_9731.N1	02-DEC-2002 07:43:03	Straylight	65.500	56	53Kap Ori	2.0650	30000.	131	3954	No
164	GOM_NL__2PRFIN20021202_074610_000000662011_00393_03954_9732.N1	02-DEC-2002 07:46:10	Tw_i_and_stray	65.500	33	50Zet Ori	1.7660	30000.	131	3954	No
165	GOM_NL__2PRFIN20021202_074904_000000612011_00393_03954_9733.N1	02-DEC-2002 07:49:04	Tw_i_and_stray	60.500	27	24Gam Ori	1.6360	26000.	121	3954	No
166	GOM_NL__2PRFIN20021202_075119_000000552011_00393_03954_9734.N1	02-DEC-2002 07:51:19	Bright	55.000	13	87Alp Tau	0.86700	3800.0	110	3954	No
167	GOM_NL__2PRFIN20021202_075258_000000432011_00393_03954_9735.N1	02-DEC-2002 07:52:58	Bright	43.000	146	25Eta Tau	2.8730	15200.	86	3954	No
168	GOM_NL__2PRFIN20021202_075519_000000422011_00393_03954_9736.N1	02-DEC-2002 07:55:19	Bright	42.000	150	44Zet Per	2.8900	28000.	84	3954	No
169	GOM_NL__2PRFIN20021202_075739_000000382011_00393_03954_9737.N1	02-DEC-2002 07:57:39	Bright	38.000	79	26Bet Per	2.3100	13100.	76	3954	No
170	GOM_NL__2PRFIN20021202_075948_000000382011_00393_03954_9738.N1	02-DEC-2002 07:59:48	Bright	38.000	175	39Del Per	3.0100	19400.	76	3954	No
171	GOM_NL__2PRFIN20021202_080111_000000372011_00393_03954_9739.N1	02-DEC-2002 08:01:11	Bright	37.000	160	23Gam Per	2.9300	4700.0	74	3954	No
172	GOM_NL__2PRFIN20021202_080336_000000372011_00393_03954_9740.N1	02-DEC-2002 08:03:36	Bright	36.500	110	37Del Cas	2.6780	8900.0	73	3954	No
173	GOM_NL__2PRFIN20021202_081116_000000362011_00393_03954_9741.N1	02-DEC-2002 08:11:16	Bright	36.000	49	1Alp UMi	1.9900	6300.0	72	3954	No
174	GOM_NL__2PRFIN20021202_081557_000000382011_00393_03954_9742.N1	02-DEC-2002 08:15:57	Bright	37.500	60	7Bet UMi	2.0810	3950.0	75	3954	No
175	GOM_NL__2PRFIN20021202_081750_000000472011_00393_03954_9743.N1	02-DEC-2002 08:17:50	Bright	46.500	36	50Alp UMa	1.8000	6300.0	93	3954	No
176	GOM_NL__2PRFIN20021202_081927_000000472011_00393_03954_9744.N1	02-DEC-2002 08:19:27	Bright	46.500	82	48Bet UMa	2.3650	10600.	93	3954	No
177	GOM_NL__2PRFIN20021202_082107_000000572011_00393_03954_9745.N1	02-DEC-2002 08:21:07	Bright	57.000	32	77Eps UMa	1.7630	11000.	114	3954	No
178	GOM_NL__2PRFIN20021202_082313_000000392011_00393_03954_9746.N1	02-DEC-2002 08:23:13	Bright	38.500	39	85Eta UMa	1.8540	24000.	77	3954	No
179	GOM_NL__2PRFIN20021202_082610_000000372011_00393_03954_9747.N1	02-DEC-2002 08:26:10	Bright	37.000	180	27Gam Boo	3.0400	8000.0	74	3954	No
180	GOM_NL__2PRFIN20021202_082911_000000362011_00393_03954_9748.N1	02-DEC-2002 08:29:11	Bright	36.000	83		2.3780	11000.	72	3954	No
181	GOM_NL__2PRFIN20021202_083143_000000372011_00393_03954_9749.N1	02-DEC-2002 08:31:43	Bright	36.500	3	16Alp Boo	-0.050000	4250.0	73	3954	No
182	GOM_NL__2PRFIN20021202_083531_000000772011_00393_03954_9750.N1	02-DEC-2002 08:35:31	Bright	76.500	96	68Del Leo	2.5600	9300.0	153	3954	No
183	GOM_NL__2PRFIN20021202_083944_000000472011_00393_03954_9751.N1	02-DEC-2002 08:39:44	Bright	46.500	121	29Gam Vir	2.7400	7200.0	93	3954	No
184	GOM_NL__2PRFIN20021202_084430_000000472011_00393_03954_9752.N1	02-DEC-2002 08:44:30	Tw_i_and_stray	46.500	163	7Del Crv	2.9450	11000.	93	3954	No
185	GOM_NL__2PRFIN20021202_084607_000000512011_00393_03954_9753.N1	02-DEC-2002 08:46:07	Twilight	50.500	106	9Bet Crv	2.6480	5600.0	101	3954	No
186	GOM_NL__2PRFIN20021202_084803_000000432011_00393_03954_9754.N1	02-DEC-2002 08:48:03	Dark	43.000	123	1ot Cen	2.7500	10200.	86	3954	No
187	GOM_NL__2PRFIN20021202_085012_000000402011_00393_03954_9755.N1	02-DEC-2002 08:50:12	Dark	40.000	95	Zet Cen	2.5450	26000.	80	3954	No
188	GOM_NL__2PRFIN20021202_085202_000000412011_00393_03954_9756.N1	02-DEC-2002 08:52:02	Dark	40.500	77	Eps Cen	2.3030	28000.	81	3954	No
189	GOM_NL__2PRFIN20021202_085339_000000432011_00393_03954_9757.N1	02-DEC-2002 08:53:39	Dark	42.500	10	Bet Cen	0.61000	28000.	85	3954	No
190	GOM_NL__2PRFIN20021202_085539_000000472011_00394_03955_9722.N1	02-DEC-2002 08:55:39	Dark	46.500	12	Alp1Cru	0.77500	30000.	93	3955	No
191	GOM_NL__2PRFIN20021202_085823_000000402011_00394_03955_9723.N1	02-DEC-2002 08:58:23	Dark	39.500	124	The Car	2.7640	30000.	79	3955	No
192	GOM_NL__2PRFIN20021202_090509_000000512011_00394_03955_9724.N1	02-DEC-2002 09:05:09	Dark	51.000	34	Gam2Vel	1.7930	23000.	102	3955	No
193	GOM_NL__2PRFIN20021202_090825_000000582011_00394_03955_9725.N1	02-DEC-2002 09:08:25	Dark	58.000	2	Alp Car	-0.73600	7000.0	116	3955	No
194	GOM_NL__2PRFIN20021202_091023_000000632011_00394_03955_9726.N1	02-DEC-2002 09:10:23	Dark	62.500	117	Pi Pup	2.7060	3800.0	125	3955	No
195	GOM_NL__2PRFIN20021202_091408_000000662011_00394_03955_9727.N1	02-DEC-2002 09:14:08	Dark	66.000	23	21Eps CMA	1.5020	26000.	132	3955	No
196	GOM_NL__2PRFIN20021202_091616_000000712011_00394_03955_9728.N1	02-DEC-2002 09:16:16	Straylight	71.000	179	24Omi2CMA	3.0320	24000.	142	3955	No
197	GOM_NL__2PRFIN20021202_092023_000000902011_00394_03955_9729.N1	02-DEC-2002 09:20:23	Straylight	90.000	1	9Alp CMA	-1.4400	11000.	180	3955	No
198	GOM_NL__2PRFIN20021202_092401_000000642011_00394_03955_9730.N1	02-DEC-2002 09:24:01	Straylight	63.500	7	19Bet Ori	0.10000	14000.	127	3955	No
199	GOM_NL__2PRFIN20021202_092657_000000642011_00394_03955_9731.N1	02-DEC-2002 09:26:57	Tw_i_and_stray	64.000	30	46Eps Ori	1.6940	30000.	128	3955	No
200	GOM_NL__2PRFIN20021202_092939_000000592011_00394_03955_9732.N1	02-DEC-2002 09:29:39	Tw_i_and_stray	58.500	27	24Gam Ori	1.6360	26000.	117	3955	No
201	GOM_NL__2PRFIN20021202_093155_000000612011_00394_03955_9733.N1	02-DEC-2002 09:31:55	Bright	60.500	13	87Alp Tau	0.86700	3800.0	121	3955	No
202	GOM_NL__2PRFIN20021202_093336_000000412011_00394_03955_9734.N1	02-DEC-2002 09:33:36	Bright	41.000	146	25Eta Tau	2.8730	15200.	82	3955	No
203	GOM_NL__2PRFIN20021202_093557_000000422011_00394_03955_9735.N1	02-DEC-2002 09:35:57	Bright	41.500	150	44Zet Per	2.8900	28000.	83	3955	No
204	GOM_NL__2PRFIN20021202_093815_000000392011_00394_03955_9736.N1	02-DEC-2002 09:38:15	Bright	38.500	79	26Bet Per	2.3100	13100.	77	3955	No
205	GOM_NL__2PRFIN20021202_094024_000000392011_00394_03955_9737.N1	02-DEC-2002 09:40:24	Bright	38.500	175	39Del Per	3.0100	19400.	77	3955	No
206	GOM_NL__2PRFIN20021202_094147_000000392011_00394_03955_9738.N1	02-DEC-2002 09:41:47	Bright	38.500	160	23Gam Per	2.9300	4700.0	77	3955	No
207	GOM_NL__2PRFIN20021202_094412_000000362011_00394_03955_9739.N1	02-DEC-2002 09:44:12	Bright	36.000	110	37Del Cas	2.6780	8900.0	72	3955	No
208	GOM_NL__2PRFIN20021202_095152_000000392011_00394_03955_9740.N1	02-DEC-2002 09:51:52	Bright	39.000	49	1Alp UMi	1.9900	6300.0	78	3955	No
209	GOM_NL__2PRFIN20021202_095632_000000402011_00394_03955_9741.N1	02-DEC-2002 09:56:32	Bright	39.500	60	7Bet UMi	2.0810	3950.0	79	3955	No
210	GOM_NL__2PRFIN20021202_095825_000000472011_00394_03955_9742.N1	02-DEC-2002 09:58:25	Bright	47.000	36	50Alp UMa	1.8000	6300.0	94	3955	No
211	GOM_NL__2PRFIN20021202_100002_000000482011_00394_03955_9743.N1	02-DEC-2002 10:00:02	Bright	48.000	82	48Bet UMa	2.3650	10600.	96	3955	No
212	GOM_NL__2PRFIN20021202_100142_000000412011_00394_03955_9744.N1	02-DEC-2002 10:01:42	Bright	41.000	32	77Eps UMa	1.7630	11000.	82	3955	No
213	GOM_NL__2PRFIN20021202_100349_000000372011_00394_03955_9745.N1	02-DEC-2002 10:03:49	Bright	36.500	39	85Eta UMa	1.8540	24000.	73	3955	No
214	GOM_NL__2PRFIN20021202_100646_000000372011_00394_03955_9746.N1	02-DEC-2002 10:06:46	Bright	36.500	180	27Gam Boo	3.0400	8000.0	73	3955	No
215	GOM_NL__2PRFIN20021202_100947_000000362011_00394_03955_9747.N1	02-DEC-2002 10:09:47	Bright	36.000	83		2.3780	11000.	72	3955	No
216	GOM_NL__2PRFIN20021202_101219_000000372011_00394_03955_9748.N1	02-DEC-2002 10:12:19	Bright	37.000	3	16Alp Boo	-0.050000	4250.0	74	3955	No
217	GOM_NL__2PRFIN20021202_101608_000000772011_00394_03955_9749.N1	02-DEC-2002 10:16:08	Bright	76.500	96	68Del Leo	2.5600	9300.0	153	3955	No
218	GOM_NL__2PRFIN20021202_102020_000000482011_00394_03955_9750.N1	02-DEC-2002 10:20:20	Bright	48.000	121	29Gam Vir	2.7400	7200.0	96	3955	No
219	GOM_NL__2PRFIN20021202_102507_000000502011_00394_03955_9751.N1	02-DEC-2002 10:25:07	Tw_i_and_stray	49.500	163	7Del Crv	2.9450	11000.	99	3955	No

220	GOM_NL__2PRFIN20021202_102642_000000522011_00394_03955_9752.N1	02-DEC-2002 10:26:42	Twilight	52.000	106	9Bet Crv	2.6480	5600.0	104	3955	No
221	GOM_NL__2PRFIN20021202_102838_000000442011_00394_03955_9753.N1	02-DEC-2002 10:28:38	Dark	43.500	123	1ot Cen	2.7500	10200.	87	3955	No
222	GOM_NL__2PRFIN20021202_103048_000000392011_00394_03955_9754.N1	02-DEC-2002 10:30:48	Dark	39.000	95	Zet Cen	2.5450	26000.	78	3955	No
223	GOM_NL__2PRFIN20021202_103238_000000382011_00394_03955_9755.N1	02-DEC-2002 10:32:38	Dark	38.000	77	Eps Cen	2.3030	28000.	76	3955	No
224	GOM_NL__2PRFIN20021202_103415_000000482011_00394_03955_9756.N1	02-DEC-2002 10:34:15	Dark	47.500	10	Bet Cen	0.61000	28000.	95	3955	No
225	GOM_NL__2PRFIN20021202_103615_000000392011_00395_03956_9723.N1	02-DEC-2002 10:36:15	Dark	39.000	12	Alp1Cru	0.77500	30000.	78	3956	No
226	GOM_NL__2PRFIN20021202_103900_000000392011_00395_03956_9724.N1	02-DEC-2002 10:39:00	Dark	39.000	124	The Car	2.7640	30000.	78	3956	No
227	GOM_NL__2PRFIN20021202_104547_000000502011_00395_03956_9725.N1	02-DEC-2002 10:45:47	Dark	50.000	34	Gam2Vel	1.7930	23000.	100	3956	No
228	GOM_NL__2PRFIN20021202_104902_000000582011_00395_03956_9726.N1	02-DEC-2002 10:49:02	Dark	58.000	2	Alp Car	-0.73600	7000.0	116	3956	No
229	GOM_NL__2PRFIN20021202_105059_000000662011_00395_03956_9727.N1	02-DEC-2002 10:50:59	Dark	65.500	117	Pi Pup	2.7060	3800.0	131	3956	No
230	GOM_NL__2PRFIN20021202_105446_000000712011_00395_03956_9728.N1	02-DEC-2002 10:54:46	Dark	70.500	23	21Eps CMa	1.5020	26000.	141	3956	No
231	GOM_NL__2PRFIN20021202_105653_000000692011_00395_03956_9729.N1	02-DEC-2002 10:56:53	Straylight	69.000	179	24Omi2CMa	3.0320	24000.	138	3956	No
232	GOM_NL__2PRFIN20021202_110100_000001022011_00395_03956_9730.N1	02-DEC-2002 11:01:00	Straylight	102.00	1	9Alp CMa	-1.4400	11000.	204	3956	No
233	GOM_NL__2PRFIN20021202_110437_000000592011_00395_03956_9731.N1	02-DEC-2002 11:04:37	Straylight	58.500	7	19Bet Ori	0.10000	14000.	117	3956	No
234	GOM_NL__2PRFIN20021202_110734_000000632011_00395_03956_9732.N1	02-DEC-2002 11:07:34	Twi_and_stray	62.500	30	46Eps Ori	1.6940	30000.	125	3956	No
235	GOM_NL__2PRFIN20021202_111015_000000602011_00395_03956_9733.N1	02-DEC-2002 11:10:15	Twi_and_stray	59.500	27	24Gam Ori	1.6360	26000.	119	3956	No
236	GOM_NL__2PRFIN20021202_111233_000000622011_00395_03956_9734.N1	02-DEC-2002 11:12:33	Bright	62.000	13	87Alp Tau	0.86700	3800.0	124	3956	No
237	GOM_NL__2PRFIN20021202_111412_000000412011_00395_03956_9735.N1	02-DEC-2002 11:14:12	Bright	41.000	146	25Eta Tau	2.8730	15200.	82	3956	No
238	GOM_NL__2PRFIN20021202_111633_000000402011_00395_03956_9736.N1	02-DEC-2002 11:16:33	Bright	40.000	150	44Zet Per	2.8900	28000.	80	3956	No
239	GOM_NL__2PRFIN20021202_111851_000000372011_00395_03956_9737.N1	02-DEC-2002 11:18:51	Bright	37.000	79	26Bet Per	2.3100	13100.	74	3956	No
240	GOM_NL__2PRFIN20021202_112100_000000392011_00395_03956_9738.N1	02-DEC-2002 11:21:00	Bright	38.500	175	39Del Per	3.0100	19400.	77	3956	No
241	GOM_NL__2PRFIN20021202_112223_000000392011_00395_03956_9739.N1	02-DEC-2002 11:22:23	Bright	38.500	160	23Gam Per	2.9300	4700.0	77	3956	No
242	GOM_NL__2PRFIN20021202_112449_000000362011_00395_03956_9740.N1	02-DEC-2002 11:24:49	Bright	36.000	110	37Del Cas	2.6780	8900.0	72	3956	No
243	GOM_NL__2PRFIN20021202_113228_000000402011_00395_03956_9741.N1	02-DEC-2002 11:32:28	Bright	39.500	49	1Alp UMi	1.9900	6300.0	79	3956	No
244	GOM_NL__2PRFIN20021202_113709_000000392011_00395_03956_9742.N1	02-DEC-2002 11:37:09	Bright	38.500	60	7Bet UMi	2.0810	3950.0	77	3956	No
245	GOM_NL__2PRFIN20021202_113901_000000472011_00395_03956_9743.N1	02-DEC-2002 11:39:01	Bright	46.500	36	50Alp UMa	1.8000	6300.0	93	3956	No
246	GOM_NL__2PRFIN20021202_114038_000000452011_00395_03956_9744.N1	02-DEC-2002 11:40:38	Bright	44.500	82	48Bet UMa	2.3650	10600.	89	3956	No
247	GOM_NL__2PRFIN20021202_114219_000000412011_00395_03956_9745.N1	02-DEC-2002 11:42:19	Bright	40.500	32	77Eps UMa	1.7630	11000.	81	3956	No
248	GOM_NL__2PRFIN20021202_114426_000000402011_00395_03956_9746.N1	02-DEC-2002 11:44:26	Bright	40.000	39	85Eta UMa	1.8540	24000.	80	3956	No
249	GOM_NL__2PRFIN20021202_114722_000000372011_00395_03956_9747.N1	02-DEC-2002 11:47:22	Bright	36.500	180	27Gam Boo	3.0400	8000.0	73	3956	No
250	GOM_NL__2PRFIN20021202_115024_000000362011_00395_03956_9748.N1	02-DEC-2002 11:50:24	Bright	35.500	83		2.3780	11000.	71	3956	No
251	GOM_NL__2PRFIN20021202_115255_000000362011_00395_03956_9749.N1	02-DEC-2002 11:52:55	Bright	36.000	3	16Alp Boo	-0.050000	4250.0	72	3956	No
252	GOM_NL__2PRFIN20021202_115644_000000802011_00395_03956_9750.N1	02-DEC-2002 11:56:44	Bright	80.000	96	68Del Leo	2.5600	9300.0	160	3956	No
253	GOM_NL__2PRFIN20021202_120057_000000452011_00395_03956_9751.N1	02-DEC-2002 12:00:57	Bright	45.000	121	29Gam Vir	2.7400	7200.0	90	3956	No
254	GOM_NL__2PRFIN20021202_120544_000000472011_00395_03956_9752.N1	02-DEC-2002 12:05:44	Twi_and_stray	47.000	163	7Del Crv	2.9450	11000.	94	3956	No
255	GOM_NL__2PRFIN20021202_120720_000000502011_00395_03956_9753.N1	02-DEC-2002 12:07:20	Twilight	50.000	106	9Bet Crv	2.6480	5600.0	100	3956	No
256	GOM_NL__2PRFIN20021202_120916_000000422011_00395_03956_9754.N1	02-DEC-2002 12:09:16	Dark	41.500	123	1ot Cen	2.7500	10200.	83	3956	No
257	GOM_NL__2PRFIN20021202_121124_000000392011_00395_03956_9755.N1	02-DEC-2002 12:11:24	Dark	39.000	95	Zet Cen	2.5450	26000.	78	3956	No
258	GOM_NL__2PRFIN20021202_121315_000000382011_00395_03956_9756.N1	02-DEC-2002 12:13:15	Dark	37.500	77	Eps Cen	2.3030	28000.	75	3956	No
259	GOM_NL__2PRFIN20021202_121451_000000492011_00395_03956_9757.N1	02-DEC-2002 12:14:51	Dark	48.500	10	Bet Cen	0.61000	28000.	97	3956	No
260	GOM_NL__2PRFIN20021202_121651_000000402011_00396_03957_1892.N1	02-DEC-2002 12:16:51	Dark	39.500	12	Alp1Cru	0.77500	30000.	79	3957	No
261	GOM_NL__2PRFIN20021202_121937_000000392011_00396_03957_1893.N1	02-DEC-2002 12:19:37	Dark	39.000	124	The Car	2.7640	30000.	78	3957	No
262	GOM_NL__2PRFIN20021202_122624_000000502011_00396_03957_1894.N1	02-DEC-2002 12:26:24	Dark	49.500	34	Gam2Vel	1.7930	23000.	99	3957	No
263	GOM_NL__2PRFIN20021202_122939_000000562011_00396_03957_1895.N1	02-DEC-2002 12:29:39	Dark	56.000	2	Alp Car	-0.73600	7000.0	112	3957	No
264	GOM_NL__2PRFIN20021202_123137_000000622011_00396_03957_1896.N1	02-DEC-2002 12:31:37	Dark	61.500	117	Pi Pup	2.7060	3800.0	123	3957	No
265	GOM_NL__2PRFIN20021202_123523_000000692011_00396_03957_1897.N1	02-DEC-2002 12:35:23	Dark	69.000	23	21Eps CMa	1.5020	26000.	138	3957	No
266	GOM_NL__2PRFIN20021202_123730_000000682011_00396_03957_1898.N1	02-DEC-2002 12:37:30	Straylight	67.500	179	24Omi2CMa	3.0320	24000.	135	3957	No
267	GOM_NL__2PRFIN20021202_124136_000000922011_00396_03957_1899.N1	02-DEC-2002 12:41:36	Straylight	92.000	1	9Alp CMa	-1.4400	11000.	184	3957	No
268	GOM_NL__2PRFIN20021202_124514_000000652011_00396_03957_1900.N1	02-DEC-2002 12:45:14	Straylight	65.000	7	19Bet Ori	0.10000	14000.	130	3957	No
269	GOM_NL__2PRFIN20021202_124810_000000632011_00396_03957_1901.N1	02-DEC-2002 12:48:10	Twi_and_stray	63.000	30	46Eps Ori	1.6940	30000.	126	3957	No
270	GOM_NL__2PRFIN20021202_125051_000000612011_00396_03957_1902.N1	02-DEC-2002 12:50:51	Twi_and_stray	61.000	27	24Gam Ori	1.6360	26000.	122	3957	No
271	GOM_NL__2PRFIN20021202_125309_000000532011_00396_03957_1903.N1	02-DEC-2002 12:53:09	Bright	52.500	13	87Alp Tau	0.86700	3800.0	105	3957	No
272	GOM_NL__2PRFIN20021202_125449_000000402011_00396_03957_1904.N1	02-DEC-2002 12:54:49	Bright	40.000	146	25Eta Tau	2.8730	15200.	80	3957	No
273	GOM_NL__2PRFIN20021202_125710_000000402011_00396_03957_1905.N1	02-DEC-2002 12:57:10	Bright	40.000	150	44Zet Per	2.8900	28000.	80	3957	No
274	GOM_NL__2PRFIN20021202_125927_000000372011_00396_03957_1906.N1	02-DEC-2002 12:59:27	Bright	37.000	79	26Bet Per	2.3100	13100.	74	3957	No
275	GOM_NL__2PRFIN20021202_130138_000000352011_00396_03957_1907.N1	02-DEC-2002 13:01:38	Bright	34.500	175	39Del Per	3.0100	19400.	69	3957	No
276	GOM_NL__2PRFIN20021202_130300_000000362011_00396_03957_1908.N1	02-DEC-2002 13:03:00	Bright	36.000	160	23Gam Per	2.9300	4700.0	72	3957	No
277	GOM_NL__2PRFIN20021202_130525_000000372011_00396_03957_1909.N1	02-DEC-2002 13:05:25	Bright	36.500	110	37Del Cas	2.6780	8900.0	73	3957	No
278	GOM_NL__2PRFIN20021202_131305_000000372011_00396_03957_1910.N1	02-DEC-2002 13:13:05	Bright	37.000	49	1Alp UMi	1.9900	6300.0	74	3957	No

279	GOM_NL__2PRFIN20021202_131745_000000342011_00396_03957_1911.N1	02-DEC-2002 13:17:45	Bright	33.500	60	7Bet UMi	2.0810	3950.0	67	3957	No
280	GOM_NL__2PRFIN20021202_131937_000000482011_00396_03957_1912.N1	02-DEC-2002 13:19:37	Bright	47.500	36	50Alp UMa	1.8000	6300.0	95	3957	No
281	GOM_NL__2PRFIN20021202_132113_000000472011_00396_03957_1913.N1	02-DEC-2002 13:21:13	Bright	47.000	82	48Bet UMa	2.3650	10600.	94	3957	No
282	GOM_NL__2PRFIN20021202_132256_000000402011_00396_03957_1914.N1	02-DEC-2002 13:22:56	Bright	39.500	32	77Eps UMa	1.7630	11000.	79	3957	No
283	GOM_NL__2PRFIN20021202_132502_000000372011_00396_03957_1915.N1	02-DEC-2002 13:25:02	Bright	37.000	39	85Eta UMa	1.8540	24000.	74	3957	No
284	GOM_NL__2PRFIN20021202_132759_000000352011_00396_03957_1916.N1	02-DEC-2002 13:27:59	Bright	34.500	180	27Gam Boo	3.0400	8000.0	69	3957	No
285	GOM_NL__2PRFIN20021202_133100_000000352011_00396_03957_1917.N1	02-DEC-2002 13:31:00	Bright	35.000	83		2.3780	11000.	70	3957	No
286	GOM_NL__2PRFIN20021202_133332_000000362011_00396_03957_1918.N1	02-DEC-2002 13:33:32	Bright	35.500	3	16Alp Boo	-0.050000	4250.0	71	3957	No
287	GOM_NL__2PRFIN20021202_133721_000000782011_00396_03957_1919.N1	02-DEC-2002 13:37:21	Bright	78.000	96	68Del Leo	2.5600	9300.0	156	3957	No
288	GOM_NL__2PRFIN20021202_134134_000000452011_00396_03957_1920.N1	02-DEC-2002 13:41:34	Bright	44.500	121	29Gam Vir	2.7400	7200.0	89	3957	No
289	GOM_NL__2PRFIN20021202_134621_000000472011_00396_03957_1921.N1	02-DEC-2002 13:46:21	Tw_i_and_stray	47.000	163	7Del Crv	2.9450	11000.	94	3957	No
290	GOM_NL__2PRFIN20021202_134758_000000442011_00396_03957_1922.N1	02-DEC-2002 13:47:58	Dark	43.500	106	9Bet Crv	2.6480	5600.0	87	3957	No
291	GOM_NL__2PRFIN20021202_134952_000000412011_00396_03957_1923.N1	02-DEC-2002 13:49:52	Dark	41.000	123	1ot Cen	2.7500	10200.	82	3957	No
292	GOM_NL__2PRFIN20021202_135200_000000402011_00396_03957_1924.N1	02-DEC-2002 13:52:00	Dark	40.000	95	Zet Cen	2.5450	26000.	80	3957	No
293	GOM_NL__2PRFIN20021202_135351_000000392011_00396_03957_1925.N1	02-DEC-2002 13:53:51	Dark	38.500	77	Eps Cen	2.3030	28000.	77	3957	No
294	GOM_NL__2PRFIN20021202_135527_000000492011_00396_03957_1926.N1	02-DEC-2002 13:55:27	Dark	49.000	10	Bet Cen	0.61000	28000.	98	3957	No
295	GOM_NL__2PRFIN20021202_135728_000000422011_00397_03958_9745.N1	02-DEC-2002 13:57:28	Dark	41.500	12	Alp1Cru	0.77500	30000.	83	3958	No
296	GOM_NL__2PRFIN20021202_140013_000000402011_00397_03958_9746.N1	02-DEC-2002 14:00:13	Dark	40.000	124	The Car	2.7640	30000.	80	3958	No
297	GOM_NL__2PRFIN20021202_140701_000000572011_00397_03958_9747.N1	02-DEC-2002 14:07:01	Dark	56.500	34	Gam2Vel	1.7930	23000.	113	3958	No
298	GOM_NL__2PRFIN20021202_141016_000000562011_00397_03958_9748.N1	02-DEC-2002 14:10:16	Dark	56.000	2	Alp Car	-0.73600	7000.0	112	3958	No
299	GOM_NL__2PRFIN20021202_141214_000000642011_00397_03958_9749.N1	02-DEC-2002 14:12:14	Dark	64.000	117	Pi Pup	2.7060	3800.0	128	3958	No
300	GOM_NL__2PRFIN20021202_141600_000000662011_00397_03958_9750.N1	02-DEC-2002 14:16:00	Dark	66.000	23	21Eps CMa	1.5020	26000.	132	3958	No
301	GOM_NL__2PRFIN20021202_141807_000000692011_00397_03958_9751.N1	02-DEC-2002 14:18:07	Straylight	68.500	179	24Omi2CMa	3.0320	24000.	137	3958	No
302	GOM_NL__2PRFIN20021202_142212_000000882011_00397_03958_9752.N1	02-DEC-2002 14:22:12	Straylight	87.500	1	9Alp CMa	-1.4400	11000.	175	3958	No
303	GOM_NL__2PRFIN20021202_142550_000000632011_00397_03958_9753.N1	02-DEC-2002 14:25:50	Straylight	62.500	7	19Bet Ori	0.10000	14000.	125	3958	No
304	GOM_NL__2PRFIN20021202_142846_000000662011_00397_03958_9754.N1	02-DEC-2002 14:28:46	Tw_i_and_stray	65.500	30	46Eps Ori	1.6940	30000.	131	3958	No
305	GOM_NL__2PRFIN20021202_143126_000000602011_00397_03958_9755.N1	02-DEC-2002 14:31:26	Tw_i_and_stray	60.000	27	24Gam Ori	1.6360	26000.	120	3958	No
306	GOM_NL__2PRFIN20021202_143345_000000622011_00397_03958_9756.N1	02-DEC-2002 14:33:45	Bright	62.000	13	87Alp Tau	0.86700	3800.0	124	3958	No
307	GOM_NL__2PRFIN20021202_143525_000000402011_00397_03958_9757.N1	02-DEC-2002 14:35:25	Bright	40.000	146	25Eta Tau	2.8730	15200.	80	3958	No
308	GOM_NL__2PRFIN20021202_143745_000000412011_00397_03958_9758.N1	02-DEC-2002 14:37:45	Bright	41.000	150	44Zet Per	2.8900	28000.	82	3958	No
309	GOM_NL__2PRFIN20021202_144003_000000382011_00397_03958_9759.N1	02-DEC-2002 14:40:03	Bright	37.500	79	26Bet Per	2.3100	13100.	75	3958	No
310	GOM_NL__2PRFIN20021202_144212_000000392011_00397_03958_9760.N1	02-DEC-2002 14:42:12	Bright	39.000	175	39Del Per	3.0100	19400.	78	3958	No
311	GOM_NL__2PRFIN20021202_144335_000000382011_00397_03958_9761.N1	02-DEC-2002 14:43:35	Bright	38.000	160	23Gam Per	2.9300	4700.0	76	3958	No
312	GOM_NL__2PRFIN20021202_144601_000000362011_00397_03958_9762.N1	02-DEC-2002 14:46:01	Bright	36.000	110	37Del Cas	2.6780	8900.0	72	3958	No
313	GOM_NL__2PRFIN20021202_145339_000000372011_00397_03958_9763.N1	02-DEC-2002 14:53:39	Bright	37.000	49	1Alp UMi	1.9900	6300.0	74	3958	No
314	GOM_NL__2PRFIN20021202_145821_000000392011_00397_03958_9764.N1	02-DEC-2002 14:58:21	Bright	38.500	60	7Bet UMi	2.0810	3950.0	77	3958	No
315	GOM_NL__2PRFIN20021202_150013_000000472011_00397_03958_9765.N1	02-DEC-2002 15:00:13	Bright	46.500	36	50Alp UMa	1.8000	6300.0	93	3958	No
316	GOM_NL__2PRFIN20021202_150148_000000452011_00397_03958_9766.N1	02-DEC-2002 15:01:48	Bright	45.000	82	48Bet UMa	2.3650	10600.	90	3958	No
317	GOM_NL__2PRFIN20021202_150331_000000382011_00397_03958_9767.N1	02-DEC-2002 15:03:31	Bright	38.000	32	77Eps UMa	1.7630	11000.	76	3958	No
318	GOM_NL__2PRFIN20021202_150537_000000402011_00397_03958_9768.N1	02-DEC-2002 15:05:37	Bright	40.000	39	85Eta UMa	1.8540	24000.	80	3958	No
319	GOM_NL__2PRFIN20021202_150833_000000362011_00397_03958_9769.N1	02-DEC-2002 15:08:33	Bright	36.000	180	27Gam Boo	3.0400	8000.0	72	3958	No
320	GOM_NL__2PRFIN20021202_151135_000000392011_00397_03958_9770.N1	02-DEC-2002 15:11:35	Bright	39.000	83		2.3780	11000.	78	3958	No
321	GOM_NL__2PRFIN20021202_151405_000000402011_00397_03958_9771.N1	02-DEC-2002 15:14:05	Bright	39.500	3	16Alp Boo	-0.050000	4250.0	79	3958	No
322	GOM_NL__2PRFIN20021202_151758_000000782011_00397_03958_9772.N1	02-DEC-2002 15:17:58	Bright	77.500	96	68Del Leo	2.5600	9300.0	155	3958	No
323	GOM_NL__2PRFIN20021202_152209_000000462011_00397_03958_9773.N1	02-DEC-2002 15:22:09	Bright	46.000	121	29Gam Vir	2.7400	7200.0	92	3958	No
324	GOM_NL__2PRFIN20021202_152655_000000492011_00397_03958_9774.N1	02-DEC-2002 15:26:55	Tw_i_and_stray	49.000	163	7Del Crv	2.9450	11000.	98	3958	No
325	GOM_NL__2PRFIN20021202_152834_000000502011_00397_03958_9775.N1	02-DEC-2002 15:28:34	Dark	49.500	106	9Bet Crv	2.6480	5600.0	99	3958	No
326	GOM_NL__2PRFIN20021202_153027_000000412011_00397_03958_9776.N1	02-DEC-2002 15:30:27	Dark	40.500	123	1ot Cen	2.7500	10200.	81	3958	No
327	GOM_NL__2PRFIN20021202_153236_000000392011_00397_03958_9777.N1	02-DEC-2002 15:32:36	Dark	38.500	95	Zet Cen	2.5450	26000.	77	3958	No
328	GOM_NL__2PRFIN20021202_153427_000000412011_00397_03958_9778.N1	02-DEC-2002 15:34:27	Dark	41.000	77	Eps Cen	2.3030	28000.	82	3958	No
329	GOM_NL__2PRFIN20021202_153603_000000432011_00397_03958_9779.N1	02-DEC-2002 15:36:03	Dark	43.000	10	Bet Cen	0.61000	28000.	86	3958	No
330	GOM_NL__2PRFIN20021202_153804_000000492011_00398_03959_9745.N1	02-DEC-2002 15:38:04	Dark	48.500	12	Alp1Cru	0.77500	30000.	97	3959	No
331	GOM_NL__2PRFIN20021202_154050_000000402011_00398_03959_9746.N1	02-DEC-2002 15:40:50	Dark	39.500	124	The Car	2.7640	30000.	79	3959	No
332	GOM_NL__2PRFIN20021202_154735_000000542011_00398_03959_9747.N1	02-DEC-2002 15:47:35	Dark	53.500	34	Gam2Vel	1.7930	23000.	107	3959	No
333	GOM_NL__2PRFIN20021202_155052_000000582011_00398_03959_9748.N1	02-DEC-2002 15:50:52	Dark	57.500	2	Alp Car	-0.73600	7000.0	115	3959	No
334	GOM_NL__2PRFIN20021202_155248_000000722011_00398_03959_9749.N1	02-DEC-2002 15:52:48	Dark	71.500	117	Pi Pup	2.7060	3800.0	143	3959	No
335	GOM_NL__2PRFIN20021202_155633_000000752011_00398_03959_9750.N1	02-DEC-2002 15:56:33	Dark	74.500	23	21Eps CMa	1.5020	26000.	149	3959	No
336	GOM_NL__2PRFIN20021202_155842_000000742011_00398_03959_9751.N1	02-DEC-2002 15:58:42	Straylight	74.000	179	24Omi2CMa	3.0320	24000.	148	3959	No
337	GOM_NL__2PRFIN20021202_160247_000001012011_00398_03959_9752.N1	02-DEC-2002 16:02:47	Straylight	101.00	1	9Alp CMa	-1.4400	11000.	202	3959	No

338	GOM_NL__2PRFIN20021202_160625_000000612011_00398_03959_9753.N1	02-DEC-2002 16:06:25	Straylight	61.000	7	19Bet Ori	0.10000	14000.	122	3959	No
339	GOM_NL__2PRFIN20021202_160920_000000602011_00398_03959_9754.N1	02-DEC-2002 16:09:20	Tw_i_and_stray	59.500	30	46Eps Ori	1.6940	30000.	119	3959	No
340	GOM_NL__2PRFIN20021202_161201_000000622011_00398_03959_9755.N1	02-DEC-2002 16:12:01	Tw_i_and_stray	62.000	27	24Gam Ori	1.6360	26000.	124	3959	No
341	GOM_NL__2PRFIN20021202_161419_000000572011_00398_03959_9756.N1	02-DEC-2002 16:14:19	Bright	57.000	13	87Alp Tau	0.86700	3800.0	114	3959	No
342	GOM_NL__2PRFIN20021202_161559_000000402011_00398_03959_9757.N1	02-DEC-2002 16:15:59	Bright	40.000	146	25Eta Tau	2.8730	15200.	80	3959	No
343	GOM_NL__2PRFIN20021202_161818_000000432011_00398_03959_9758.N1	02-DEC-2002 16:18:18	Bright	43.000	150	44Zet Per	2.8900	28000.	86	3959	No
344	GOM_NL__2PRFIN20021202_162039_000000402011_00398_03959_9759.N1	02-DEC-2002 16:20:39	Bright	39.500	79	26Bet Per	2.3100	13100.	79	3959	No
345	GOM_NL__2PRFIN20021202_162248_000000382011_00398_03959_9760.N1	02-DEC-2002 16:22:48	Bright	38.000	175	39Del Per	3.0100	19400.	76	3959	No
346	GOM_NL__2PRFIN20021202_162411_000000392011_00398_03959_9761.N1	02-DEC-2002 16:24:11	Bright	38.500	160	23Gam Per	2.9300	4700.0	77	3959	No
347	GOM_NL__2PRFIN20021202_162637_000000372011_00398_03959_9762.N1	02-DEC-2002 16:26:37	Bright	36.500	110	37Del Cas	2.6780	8900.0	73	3959	No
348	GOM_NL__2PRFIN20021202_163413_000000402011_00398_03959_9763.N1	02-DEC-2002 16:34:13	Bright	40.000	49	1Alp UMi	1.9900	6300.0	80	3959	No
349	GOM_NL__2PRFIN20021202_163857_000000522011_00398_03959_9764.N1	02-DEC-2002 16:38:57	Bright	52.000	60	7Bet UMi	2.0810	3950.0	104	3959	No
350	GOM_NL__2PRFIN20021202_164048_000000482011_00398_03959_9765.N1	02-DEC-2002 16:40:48	Bright	48.000	36	50Alp UMa	1.8000	6300.0	96	3959	No
351	GOM_NL__2PRFIN20021202_164224_000000482011_00398_03959_9766.N1	02-DEC-2002 16:42:24	Bright	47.500	82	48Bet UMa	2.3650	10600.	95	3959	No
352	GOM_NL__2PRFIN20021202_164406_000000432011_00398_03959_9767.N1	02-DEC-2002 16:44:06	Bright	43.000	32	77Eps UMa	1.7630	11000.	86	3959	No
353	GOM_NL__2PRFIN20021202_164613_000000392011_00398_03959_9768.N1	02-DEC-2002 16:46:13	Bright	39.000	39	85Eta UMa	1.8540	24000.	78	3959	No
354	GOM_NL__2PRFIN20021202_164909_000000382011_00398_03959_9769.N1	02-DEC-2002 16:49:09	Bright	37.500	180	27Gam Boo	3.0400	8000.0	75	3959	No
355	GOM_NL__2PRFIN20021202_165211_000000382011_00398_03959_9770.N1	02-DEC-2002 16:52:11	Bright	38.000	83		2.3780	11000.	76	3959	No
356	GOM_NL__2PRFIN20021202_165441_000000402011_00398_03959_9771.N1	02-DEC-2002 16:54:41	Bright	39.500	3	16Alp Boo	-0.050000	4250.0	79	3959	No
357	GOM_NL__2PRFIN20021202_165835_000000772011_00398_03959_9772.N1	02-DEC-2002 16:58:35	Bright	77.000	96	68Del Leo	2.5600	9300.0	154	3959	No
358	GOM_NL__2PRFIN20021202_170246_000000462011_00398_03959_9773.N1	02-DEC-2002 17:02:46	Bright	45.500	121	29Gam Vir	2.7400	7200.0	91	3959	No
359	GOM_NL__2PRFIN20021202_170732_000000482011_00398_03959_9774.N1	02-DEC-2002 17:07:32	Tw_i_and_stray	48.000	163	7Del Crv	2.9450	11000.	96	3959	No
360	GOM_NL__2PRFIN20021202_170910_000000502011_00398_03959_9775.N1	02-DEC-2002 17:09:10	Dark	49.500	106	9Bet Crv	2.6480	5600.0	99	3959	No
361	GOM_NL__2PRFIN20021202_171102_000000442011_00398_03959_9776.N1	02-DEC-2002 17:11:02	Dark	43.500	123	1ot Cen	2.7500	10200.	87	3959	No
362	GOM_NL__2PRFIN20021202_171313_000000402011_00398_03959_9777.N1	02-DEC-2002 17:13:13	Dark	40.000	95	Zet Cen	2.5450	26000.	80	3959	No
363	GOM_NL__2PRFIN20021202_171503_000000392011_00398_03959_9778.N1	02-DEC-2002 17:15:03	Dark	39.000	77	Eps Cen	2.3030	28000.	78	3959	No
364	GOM_NL__2PRFIN20021202_171639_000000442011_00398_03959_9779.N1	02-DEC-2002 17:16:39	Dark	44.000	10	Bet Cen	0.61000	28000.	88	3959	No
365	GOM_NL__2PRFIN20021202_171840_000000502011_00399_03960_1911.N1	02-DEC-2002 17:18:40	Dark	49.500	12	Alp1Cru	0.77500	30000.	99	3960	No
366	GOM_NL__2PRFIN20021202_172411_000000402011_00399_03960_1912.N1	02-DEC-2002 17:24:11	Dark	40.000	29	Bet Car	1.6720	10200.	80	3960	No
367	GOM_NL__2PRFIN20021202_172606_000000532011_00399_03960_1913.N1	02-DEC-2002 17:26:06	Dark	53.000	41	Eps Car	1.8600	4100.0	106	3960	No
368	GOM_NL__2PRFIN20021202_172813_000000502011_00399_03960_1914.N1	02-DEC-2002 17:28:13	Dark	50.000	34	Gam2Vel	1.7930	23000.	100	3960	No
369	GOM_NL__2PRFIN20021202_173128_000000552011_00399_03960_1915.N1	02-DEC-2002 17:31:28	Dark	55.000	2	Alp Car	-0.73600	7000.0	110	3960	No
370	GOM_NL__2PRFIN20021202_173326_000000642011_00399_03960_1916.N1	02-DEC-2002 17:33:26	Dark	63.500	117	Pi Pup	2.7060	3800.0	127	3960	No
371	GOM_NL__2PRFIN20021202_173554_000000722011_00399_03960_1917.N1	02-DEC-2002 17:35:54	Dark	72.000	88	31Eta CMa	2.4480	20000.	144	3960	No
372	GOM_NL__2PRFIN20021202_173754_000000762011_00399_03960_1918.N1	02-DEC-2002 17:37:54	Straylight	75.500	37	25Del CMa	1.8300	5900.0	151	3960	No
373	GOM_NL__2PRFIN20021202_174259_000000672011_00399_03960_1919.N1	02-DEC-2002 17:42:59	Straylight	66.500	47	2Bet CMa	1.9760	28000.	133	3960	No
374	GOM_NL__2PRFIN20021202_174532_000000512011_00399_03960_1920.N1	02-DEC-2002 17:45:32	Straylight	51.000	165	34Gam Eri	2.9500	3200.0	102	3960	No
375	GOM_NL__2PRFIN20021202_174701_000000632011_00399_03960_1921.N1	02-DEC-2002 17:47:01	Straylight	62.500	7	19Bet Ori	0.10000	14000.	125	3960	No
376	GOM_NL__2PRFIN20021202_174956_000000642011_00399_03960_1922.N1	02-DEC-2002 17:49:56	Tw_i_and_stray	64.000	30	46Eps Ori	1.6940	30000.	128	3960	No
377	GOM_NL__2PRFIN20021202_175236_000000602011_00399_03960_1923.N1	02-DEC-2002 17:52:36	Tw_i_and_stray	60.000	27	24Gam Ori	1.6360	26000.	120	3960	No
378	GOM_NL__2PRFIN20021202_175455_000000502011_00399_03960_1924.N1	02-DEC-2002 17:54:55	Bright	49.500	13	87Alp Tau	0.86700	3800.0	99	3960	No
379	GOM_NL__2PRFIN20021202_175635_000000412011_00399_03960_1925.N1	02-DEC-2002 17:56:35	Bright	40.500	146	25Eta Tau	2.8730	15200.	81	3960	No
380	GOM_NL__2PRFIN20021202_175855_000000412011_00399_03960_1926.N1	02-DEC-2002 17:58:55	Bright	40.500	150	44Zet Per	2.8900	28000.	81	3960	No
381	GOM_NL__2PRFIN20021202_180115_000000392011_00399_03960_1927.N1	02-DEC-2002 18:01:15	Bright	38.500	79	26Bet Per	2.3100	13100.	77	3960	No
382	GOM_NL__2PRFIN20021202_180324_000000382011_00399_03960_1928.N1	02-DEC-2002 18:03:24	Bright	38.000	175	39Del Per	3.0100	19400.	76	3960	No
383	GOM_NL__2PRFIN20021202_180447_000000382011_00399_03960_1929.N1	02-DEC-2002 18:04:47	Bright	38.000	160	23Gam Per	2.9300	4700.0	76	3960	No
384	GOM_NL__2PRFIN20021202_180713_000000352011_00399_03960_1930.N1	02-DEC-2002 18:07:13	Bright	35.000	110	37Del Cas	2.6780	8900.0	70	3960	No
385	GOM_NL__2PRFIN20021202_181452_000000382011_00399_03960_1931.N1	02-DEC-2002 18:14:52	Bright	38.000	49	1Alp UMi	1.9900	6300.0	76	3960	No
386	GOM_NL__2PRFIN20021202_181933_000000402011_00399_03960_1932.N1	02-DEC-2002 18:19:33	Bright	39.500	60	7Bet UMi	2.0810	3950.0	79	3960	No
387	GOM_NL__2PRFIN20021202_182123_000000452011_00399_03960_1933.N1	02-DEC-2002 18:21:23	Bright	45.000	36	50Alp UMa	1.8000	6300.0	90	3960	No
388	GOM_NL__2PRFIN20021202_182259_000000492011_00399_03960_1934.N1	02-DEC-2002 18:22:59	Bright	48.500	82	48Bet UMa	2.3650	10600.	97	3960	No
389	GOM_NL__2PRFIN20021202_182442_000000422011_00399_03960_1935.N1	02-DEC-2002 18:24:42	Bright	41.500	32	77Eps UMa	1.7630	11000.	83	3960	No
390	GOM_NL__2PRFIN20021202_182649_000000542011_00399_03960_1936.N1	02-DEC-2002 18:26:49	Bright	54.000	39	85Eta UMa	1.8540	24000.	108	3960	No
391	GOM_NL__2PRFIN20021202_182946_000000362011_00399_03960_1937.N1	02-DEC-2002 18:29:46	Bright	36.000	180	27Gam Boo	3.0400	8000.0	72	3960	No
392	GOM_NL__2PRFIN20021202_183248_000000362011_00399_03960_1938.N1	02-DEC-2002 18:32:48	Bright	36.000	83		2.3780	11000.	72	3960	No
393	GOM_NL__2PRFIN20021202_183519_000000382011_00399_03960_1939.N1	02-DEC-2002 18:35:19	Bright	37.500	3	16Alp Boo	-0.050000	4250.0	75	3960	No
394	GOM_NL__2PRFIN20021202_183912_000000772011_00399_03960_1940.N1	02-DEC-2002 18:39:12	Bright	76.500	96	68Del Leo	2.5600	9300.0	153	3960	No
395	GOM_NL__2PRFIN20021202_184322_000000482011_00399_03960_1941.N1	02-DEC-2002 18:43:22	Bright	47.500	121	29Gam Vir	2.7400	7200.0	95	3960	No
396	GOM_NL__2PRFIN20021202_184810_000000492011_00399_03960_1942.N1	02-DEC-2002 18:48:10	Tw_i_and_stray	48.500	163	7Del Crv	2.9450	11000.	97	3960	No

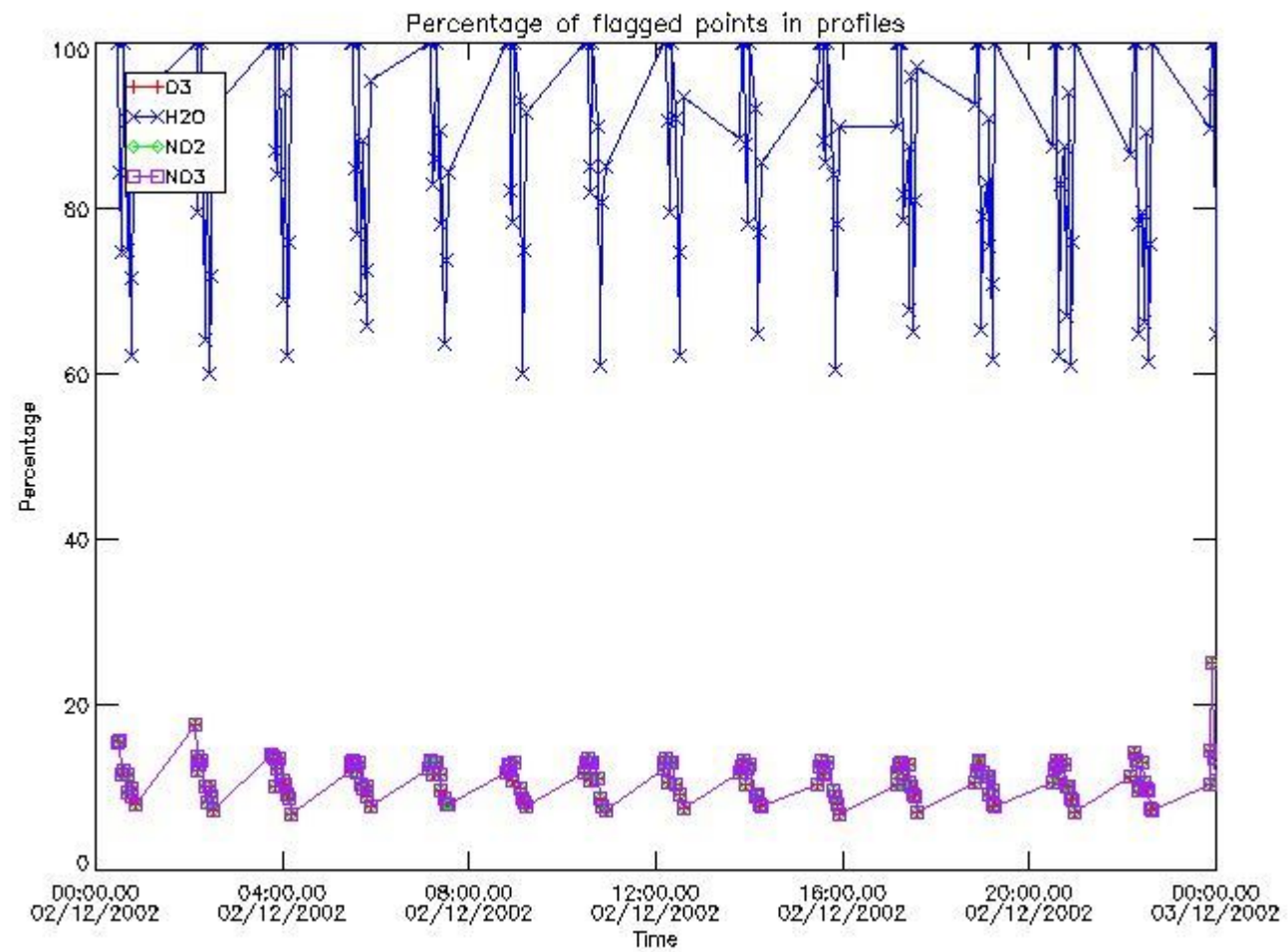
397	GOM_NL__2PRFIN20021202_184945_000000482011_00399_03960_1943.N1	02-DEC-2002 18:49:45	Dark	48.000	106	9Bet Crv	2.6480	5600.0	96	3960	No
398	GOM_NL__2PRFIN20021202_185138_000000422011_00399_03960_1944.N1	02-DEC-2002 18:51:38	Dark	42.000	123	lot Cen	2.7500	10200.	84	3960	No
399	GOM_NL__2PRFIN20021202_185349_000000402011_00399_03960_1945.N1	02-DEC-2002 18:53:49	Dark	39.500	95	Zet Cen	2.5450	26000.	79	3960	No
400	GOM_NL__2PRFIN20021202_185539_000000392011_00399_03960_1946.N1	02-DEC-2002 18:55:39	Dark	38.500	77	Eps Cen	2.3030	28000.	77	3960	No
401	GOM_NL__2PRFIN20021202_185750_000000452011_00399_03960_1947.N1	02-DEC-2002 18:57:50	Dark	45.000	26	Gam Cru	1.6240	2900.0	90	3960	No
402	GOM_NL__2PRFIN20021202_185916_000000442011_00400_03961_1912.N1	02-DEC-2002 18:59:16	Dark	43.500	12	Alp1Cru	0.77500	30000.	87	3961	No
403	GOM_NL__2PRFIN20021202_190448_000000452011_00400_03961_1913.N1	02-DEC-2002 19:04:48	Dark	45.000	29	Bet Car	1.6720	10200.	90	3961	No
404	GOM_NL__2PRFIN20021202_190644_000000562011_00400_03961_1914.N1	02-DEC-2002 19:06:44	Dark	55.500	41	Eps Car	1.8600	4100.0	111	3961	No
405	GOM_NL__2PRFIN20021202_190851_000000502011_00400_03961_1915.N1	02-DEC-2002 19:08:51	Dark	49.500	34	Gam2Vel	1.7930	23000.	99	3961	No
406	GOM_NL__2PRFIN20021202_191204_000000532011_00400_03961_1916.N1	02-DEC-2002 19:12:04	Dark	52.500	2	Alp Car	-0.73600	7000.0	105	3961	No
407	GOM_NL__2PRFIN20021202_191403_000000642011_00400_03961_1917.N1	02-DEC-2002 19:14:03	Dark	64.000	117	Pi Pup	2.7060	3800.0	128	3961	No
408	GOM_NL__2PRFIN20021202_191630_000000722011_00400_03961_1918.N1	02-DEC-2002 19:16:30	Dark	72.000	88	31Eta CMa	2.4480	20000.	144	3961	No
409	GOM_NL__2PRFIN20021202_191830_000000772011_00400_03961_1919.N1	02-DEC-2002 19:18:30	Straylight	77.000	37	25Del CMa	1.8300	5900.0	154	3961	No
410	GOM_NL__2PRFIN20021202_192334_000000722011_00400_03961_1920.N1	02-DEC-2002 19:23:34	Straylight	71.500	47	2Bet CMa	1.9760	28000.	143	3961	No
411	GOM_NL__2PRFIN20021202_192608_000000462011_00400_03961_1921.N1	02-DEC-2002 19:26:08	Straylight	46.000	165	34Gam Eri	2.9500	3200.0	92	3961	No
412	GOM_NL__2PRFIN20021202_192737_000000662011_00400_03961_1922.N1	02-DEC-2002 19:27:37	Straylight	66.000	7	19Bet Ori	0.10000	14000.	132	3961	No
413	GOM_NL__2PRFIN20021202_193031_000000642011_00400_03961_1923.N1	02-DEC-2002 19:30:31	Twi_and_stray	64.000	30	46Eps Ori	1.6940	30000.	128	3961	No
414	GOM_NL__2PRFIN20021202_193311_000000612011_00400_03961_1924.N1	02-DEC-2002 19:33:11	Twi_and_stray	60.500	27	24Gam Ori	1.6360	26000.	121	3961	No
415	GOM_NL__2PRFIN20021202_193528_000000612011_00400_03961_1925.N1	02-DEC-2002 19:35:28	Bright	61.000	13	87Alp Tau	0.86700	3800.0	122	3961	No
416	GOM_NL__2PRFIN20021202_193711_000000402011_00400_03961_1926.N1	02-DEC-2002 19:37:11	Bright	40.000	146	25Eta Tau	2.8730	15200.	80	3961	No
417	GOM_NL__2PRFIN20021202_193931_000000412011_00400_03961_1927.N1	02-DEC-2002 19:39:31	Bright	41.000	150	44Zet Per	2.8900	28000.	82	3961	No
418	GOM_NL__2PRFIN20021202_194151_000000362011_00400_03961_1928.N1	02-DEC-2002 19:41:51	Bright	36.000	79	26Bet Per	2.3100	13100.	72	3961	No
419	GOM_NL__2PRFIN20021202_194400_000000382011_00400_03961_1929.N1	02-DEC-2002 19:44:00	Bright	38.000	175	39Del Per	3.0100	19400.	76	3961	No
420	GOM_NL__2PRFIN20021202_194523_000000382011_00400_03961_1930.N1	02-DEC-2002 19:45:23	Bright	38.000	160	23Gam Per	2.9300	4700.0	76	3961	No
421	GOM_NL__2PRFIN20021202_194749_000000372011_00400_03961_1931.N1	02-DEC-2002 19:47:49	Bright	37.000	110	37Del Cas	2.6780	8900.0	74	3961	No
422	GOM_NL__2PRFIN20021202_195528_000000382011_00400_03961_1932.N1	02-DEC-2002 19:55:28	Bright	37.500	49	1Alp UMi	1.9900	6300.0	75	3961	No
423	GOM_NL__2PRFIN20021202_200008_000000362011_00400_03961_1933.N1	02-DEC-2002 20:00:08	Bright	36.000	60	7Bet UMi	2.0810	3950.0	72	3961	No
424	GOM_NL__2PRFIN20021202_200158_000000452011_00400_03961_1934.N1	02-DEC-2002 20:01:58	Bright	44.500	36	50Alp UMa	1.8000	6300.0	89	3961	No
425	GOM_NL__2PRFIN20021202_200334_000000492011_00400_03961_1935.N1	02-DEC-2002 20:03:34	Bright	48.500	82	48Bet UMa	2.3650	10600.	97	3961	No
426	GOM_NL__2PRFIN20021202_200517_000000422011_00400_03961_1936.N1	02-DEC-2002 20:05:17	Bright	42.000	32	77Eps UMa	1.7630	11000.	84	3961	No
427	GOM_NL__2PRFIN20021202_200725_000000382011_00400_03961_1937.N1	02-DEC-2002 20:07:25	Bright	38.000	39	85Eta UMa	1.8540	24000.	76	3961	No
428	GOM_NL__2PRFIN20021202_201022_000000372011_00400_03961_1938.N1	02-DEC-2002 20:10:22	Bright	36.500	180	27Gam Boo	3.0400	8000.0	73	3961	No
429	GOM_NL__2PRFIN20021202_201323_000000372011_00400_03961_1939.N1	02-DEC-2002 20:13:23	Bright	36.500	83		2.3780	11000.	73	3961	No
430	GOM_NL__2PRFIN20021202_201553_000000402011_00400_03961_1940.N1	02-DEC-2002 20:15:53	Bright	39.500	3	16Alp Boo	-0.050000	4250.0	79	3961	No
431	GOM_NL__2PRFIN20021202_201948_000000812011_00400_03961_1941.N1	02-DEC-2002 20:19:48	Bright	80.500	96	68Del Leo	2.5600	9300.0	161	3961	No
432	GOM_NL__2PRFIN20021202_202359_000000462011_00400_03961_1942.N1	02-DEC-2002 20:23:59	Bright	46.000	121	29Gam Vir	2.7400	7200.0	92	3961	No
433	GOM_NL__2PRFIN20021202_202847_000000492011_00400_03961_1943.N1	02-DEC-2002 20:28:47	Twi_and_stray	48.500	163	7Del Crv	2.9450	11000.	97	3961	No
434	GOM_NL__2PRFIN20021202_203024_000000492011_00400_03961_1944.N1	02-DEC-2002 20:30:24	Dark	48.500	106	9Bet Crv	2.6480	5600.0	97	3961	No
435	GOM_NL__2PRFIN20021202_203216_000000422011_00400_03961_1945.N1	02-DEC-2002 20:32:16	Dark	41.500	123	lot Cen	2.7500	10200.	83	3961	No
436	GOM_NL__2PRFIN20021202_203425_000000392011_00400_03961_1946.N1	02-DEC-2002 20:34:25	Dark	38.500	95	Zet Cen	2.5450	26000.	77	3961	No
437	GOM_NL__2PRFIN20021202_203616_000000402011_00400_03961_1947.N1	02-DEC-2002 20:36:16	Dark	40.000	77	Eps Cen	2.3030	28000.	80	3961	No
438	GOM_NL__2PRFIN20021202_203827_000000462011_00400_03961_1948.N1	02-DEC-2002 20:38:27	Dark	45.500	26	Gam Cru	1.6240	2900.0	91	3961	No
439	GOM_NL__2PRFIN20021202_203953_000000392011_00401_03962_9762.N1	02-DEC-2002 20:39:53	Dark	38.500	12	Alp1Cru	0.77500	30000.	77	3962	No
440	GOM_NL__2PRFIN20021202_204524_000000402011_00401_03962_9763.N1	02-DEC-2002 20:45:24	Dark	40.000	29	Bet Car	1.6720	10200.	80	3962	No
441	GOM_NL__2PRFIN20021202_204722_000000512011_00401_03962_9764.N1	02-DEC-2002 20:47:22	Dark	50.500	41	Eps Car	1.8600	4100.0	101	3962	No
442	GOM_NL__2PRFIN20021202_204928_000000512011_00401_03962_9765.N1	02-DEC-2002 20:49:28	Dark	50.500	34	Gam2Vel	1.7930	23000.	101	3962	No
443	GOM_NL__2PRFIN20021202_205242_000000582011_00401_03962_9766.N1	02-DEC-2002 20:52:42	Dark	58.000	2	Alp Car	-0.73600	7000.0	116	3962	No
444	GOM_NL__2PRFIN20021202_205440_000000612011_00401_03962_9767.N1	02-DEC-2002 20:54:40	Dark	60.500	117	Pi Pup	2.7060	3800.0	121	3962	No
445	GOM_NL__2PRFIN20021202_205708_000000742011_00401_03962_9768.N1	02-DEC-2002 20:57:08	Dark	73.500	88	31Eta CMa	2.4480	20000.	147	3962	No
446	GOM_NL__2PRFIN20021202_205908_000000832011_00401_03962_9769.N1	02-DEC-2002 20:59:08	Straylight	82.500	37	25Del CMa	1.8300	5900.0	165	3962	No
447	GOM_NL__2PRFIN20021202_210410_000000672011_00401_03962_9770.N1	02-DEC-2002 21:04:10	Straylight	67.000	47	2Bet CMa	1.9760	28000.	134	3962	No
448	GOM_NL__2PRFIN20021202_210644_000000452011_00401_03962_9771.N1	02-DEC-2002 21:06:44	Straylight	44.500	165	34Gam Eri	2.9500	3200.0	89	3962	No
449	GOM_NL__2PRFIN20021202_210814_000000662011_00401_03962_9772.N1	02-DEC-2002 21:08:14	Straylight	66.000	7	19Bet Ori	0.10000	14000.	132	3962	No
450	GOM_NL__2PRFIN20021202_211106_000000672011_00401_03962_9773.N1	02-DEC-2002 21:11:06	Twi_and_stray	67.000	30	46Eps Ori	1.6940	30000.	134	3962	No
451	GOM_NL__2PRFIN20021202_211345_000000652011_00401_03962_9774.N1	02-DEC-2002 21:13:45	Twi_and_stray	64.500	27	24Gam Ori	1.6360	26000.	129	3962	No
452	GOM_NL__2PRFIN20021202_211604_000000612011_00401_03962_9775.N1	02-DEC-2002 21:16:04	Bright	61.000	13	87Alp Tau	0.86700	3800.0	122	3962	No
453	GOM_NL__2PRFIN20021202_211748_000000412011_00401_03962_9776.N1	02-DEC-2002 21:17:48	Bright	40.500	146	25Eta Tau	2.8730	15200.	81	3962	No
454	GOM_NL__2PRFIN20021202_212007_000000412011_00401_03962_9777.N1	02-DEC-2002 21:20:07	Bright	41.000	150	44Zet Per	2.8900	28000.	82	3962	No
455	GOM_NL__2PRFIN20021202_212227_000000392011_00401_03962_9778.N1	02-DEC-2002 21:22:27	Bright	38.500	79	26Bet Per	2.3100	13100.	77	3962	No

456	GOM_NL__2PRFIN20021202_212435_000000392011_00401_03962_9779.N1	02-DEC-2002 21:24:35	Bright	38.500	175	39Del Per	3.0100	19400.	77	3962	No
457	GOM_NL__2PRFIN20021202_212559_000000372011_00401_03962_9780.N1	02-DEC-2002 21:25:59	Bright	36.500	160	23Gam Per	2.9300	4700.0	73	3962	No
458	GOM_NL__2PRFIN20021202_212826_000000372011_00401_03962_9781.N1	02-DEC-2002 21:28:26	Bright	36.500	110	37Del Cas	2.6780	8900.0	73	3962	No
459	GOM_NL__2PRFIN20021202_213604_000000342011_00401_03962_9782.N1	02-DEC-2002 21:36:04	Bright	34.000	49	1Alp UMi	1.9900	6300.0	68	3962	No
460	GOM_NL__2PRFIN20021202_214045_000000362011_00401_03962_9783.N1	02-DEC-2002 21:40:45	Bright	36.000	60	7Bet UMi	2.0810	3950.0	72	3962	No
461	GOM_NL__2PRFIN20021202_214232_000000492011_00401_03962_9784.N1	02-DEC-2002 21:42:32	Bright	49.000	36	50Alp UMa	1.8000	6300.0	98	3962	No
462	GOM_NL__2PRFIN20021202_214409_000000502011_00401_03962_9785.N1	02-DEC-2002 21:44:09	Bright	50.000	82	48Bet UMa	2.3650	10600.	100	3962	No
463	GOM_NL__2PRFIN20021202_214553_000000422011_00401_03962_9786.N1	02-DEC-2002 21:45:53	Bright	42.000	32	77Eps UMa	1.7630	11000.	84	3962	No
464	GOM_NL__2PRFIN20021202_214801_000000402011_00401_03962_9787.N1	02-DEC-2002 21:48:01	Bright	39.500	39	85Eta UMa	1.8540	24000.	79	3962	No
465	GOM_NL__2PRFIN20021202_215058_000000372011_00401_03962_9788.N1	02-DEC-2002 21:50:58	Bright	37.000	180	27Gam Boo	3.0400	8000.0	74	3962	No
466	GOM_NL__2PRFIN20021202_215400_000000372011_00401_03962_9789.N1	02-DEC-2002 21:54:00	Bright	37.000	83		2.3780	11000.	74	3962	No
467	GOM_NL__2PRFIN20021202_215632_000000382011_00401_03962_9790.N1	02-DEC-2002 21:56:32	Bright	37.500	3	16Alp Boo	-0.050000	4250.0	75	3962	No
468	GOM_NL__2PRFIN20021202_220024_000000802011_00401_03962_9791.N1	02-DEC-2002 22:00:24	Bright	80.000	96	68Del Leo	2.5600	9300.0	160	3962	No
469	GOM_NL__2PRFIN20021202_220434_000000632011_00401_03962_9792.N1	02-DEC-2002 22:04:34	Bright	63.000	121	29Gam Vir	2.7400	7200.0	126	3962	No
470	GOM_NL__2PRFIN20021202_220924_000000462011_00401_03962_9793.N1	02-DEC-2002 22:09:24	Tw_i_and_stray	45.500	163	7Del Crv	2.9450	11000.	91	3962	No
471	GOM_NL__2PRFIN20021202_221101_000000452011_00401_03962_9794.N1	02-DEC-2002 22:11:01	Dark	45.000	106	9Bet Crv	2.6480	5600.0	90	3962	No
472	GOM_NL__2PRFIN20021202_221501_000000402011_00401_03962_9795.N1	02-DEC-2002 22:15:01	Dark	39.500	95	Zet Cen	2.5450	26000.	79	3962	No
473	GOM_NL__2PRFIN20021202_221652_000000392011_00401_03962_9796.N1	02-DEC-2002 22:16:52	Dark	38.500	77	Eps Cen	2.3030	28000.	77	3962	No
474	GOM_NL__2PRFIN20021202_221903_000000532011_00401_03962_9797.N1	02-DEC-2002 22:19:03	Dark	53.000	26	Gam Cru	1.6240	2900.0	106	3962	No
475	GOM_NL__2PRFIN20021202_222029_000000512011_00402_03963_9769.N1	02-DEC-2002 22:20:29	Dark	50.500	12	Alp1Cru	0.77500	30000.	101	3963	No
476	GOM_NL__2PRFIN20021202_222600_000000402011_00402_03963_9770.N1	02-DEC-2002 22:26:00	Dark	39.500	29	Bet Car	1.6720	10200.	79	3963	No
477	GOM_NL__2PRFIN20021202_222758_000000482011_00402_03963_9771.N1	02-DEC-2002 22:27:58	Dark	48.000	41	Eps Car	1.8600	4100.0	96	3963	No
478	GOM_NL__2PRFIN20021202_223004_000000512011_00402_03963_9772.N1	02-DEC-2002 22:30:04	Dark	51.000	34	Gam2Vel	1.7930	23000.	102	3963	No
479	GOM_NL__2PRFIN20021202_223317_000000542011_00402_03963_9773.N1	02-DEC-2002 22:33:17	Dark	53.500	2	Alp Car	-0.73600	7000.0	107	3963	No
480	GOM_NL__2PRFIN20021202_223517_000000692011_00402_03963_9774.N1	02-DEC-2002 22:35:17	Dark	68.500	117	Pi Pup	2.7060	3800.0	137	3963	No
481	GOM_NL__2PRFIN20021202_223745_000000702011_00402_03963_9775.N1	02-DEC-2002 22:37:45	Dark	69.500	88	31Eta CMa	2.4480	20000.	139	3963	No
482	GOM_NL__2PRFIN20021202_223942_000000802011_00402_03963_9776.N1	02-DEC-2002 22:39:42	Straylight	79.500	37	25Del CMa	1.8300	5900.0	159	3963	No
483	GOM_NL__2PRFIN20021202_224446_000000682011_00402_03963_9777.N1	02-DEC-2002 22:44:46	Straylight	67.500	47	2Bet CMa	1.9760	28000.	135	3963	No
484	GOM_NL__2PRFIN20021202_224720_000000452011_00402_03963_9778.N1	02-DEC-2002 22:47:20	Straylight	45.000	165	34Gam Eri	2.9500	3200.0	90	3963	No
485	GOM_NL__2PRFIN20021202_224849_000000622011_00402_03963_9779.N1	02-DEC-2002 22:48:49	Straylight	61.500	7	19Bet Ori	0.10000	14000.	123	3963	No
486	GOM_NL__2PRFIN20021202_225143_000000612011_00402_03963_9780.N1	02-DEC-2002 22:51:43	Tw_i_and_stray	60.500	30	46Eps Ori	1.6940	30000.	121	3963	No
487	GOM_NL__2PRFIN20021202_225422_000000592011_00402_03963_9781.N1	02-DEC-2002 22:54:22	Tw_i_and_stray	59.000	27	24Gam Ori	1.6360	26000.	118	3963	No
488	GOM_NL__2PRFIN20021202_225642_000000592011_00402_03963_9782.N1	02-DEC-2002 22:56:42	Bright	59.000	13	87Alp Tau	0.86700	3800.0	118	3963	No
489	GOM_NL__2PRFIN20021202_225823_000000392011_00402_03963_9783.N1	02-DEC-2002 22:58:23	Bright	39.000	146	25Eta Tau	2.8730	15200.	78	3963	No
490	GOM_NL__2PRFIN20021202_230043_000000412011_00402_03963_9784.N1	02-DEC-2002 23:00:43	Bright	41.000	150	44Zet Per	2.8900	28000.	82	3963	No
491	GOM_NL__2PRFIN20021202_230303_000000382011_00402_03963_9785.N1	02-DEC-2002 23:03:03	Bright	38.000	79	26Bet Per	2.3100	13100.	76	3963	No
492	GOM_NL__2PRFIN20021202_230510_000000392011_00402_03963_9786.N1	02-DEC-2002 23:05:10	Bright	38.500	175	39Del Per	3.0100	19400.	77	3963	No
493	GOM_NL__2PRFIN20021202_230635_000000372011_00402_03963_9787.N1	02-DEC-2002 23:06:35	Bright	36.500	160	23Gam Per	2.9300	4700.0	73	3963	No
494	GOM_NL__2PRFIN20021202_230902_000000372011_00402_03963_9788.N1	02-DEC-2002 23:09:02	Bright	37.000	110	37Del Cas	2.6780	8900.0	74	3963	No
495	GOM_NL__2PRFIN20021202_231639_000000372011_00402_03963_9789.N1	02-DEC-2002 23:16:39	Bright	37.000	49	1Alp UMi	1.9900	6300.0	74	3963	No
496	GOM_NL__2PRFIN20021202_232120_000000392011_00402_03963_9790.N1	02-DEC-2002 23:21:20	Bright	39.000	60	7Bet UMi	2.0810	3950.0	78	3963	No
497	GOM_NL__2PRFIN20021202_232307_000000492011_00402_03963_9791.N1	02-DEC-2002 23:23:07	Bright	49.000	36	50Alp UMa	1.8000	6300.0	98	3963	No
498	GOM_NL__2PRFIN20021202_232445_000000492011_00402_03963_9792.N1	02-DEC-2002 23:24:45	Bright	48.500	82	48Bet UMa	2.3650	10600.	97	3963	No
499	GOM_NL__2PRFIN20021202_232629_000000422011_00402_03963_9793.N1	02-DEC-2002 23:26:29	Bright	42.000	32	77Eps UMa	1.7630	11000.	84	3963	No
500	GOM_NL__2PRFIN20021202_232837_000000402011_00402_03963_9794.N1	02-DEC-2002 23:28:37	Bright	39.500	39	85Eta UMa	1.8540	24000.	79	3963	No
501	GOM_NL__2PRFIN20021202_233134_000000382011_00402_03963_9795.N1	02-DEC-2002 23:31:34	Bright	37.500	180	27Gam Boo	3.0400	8000.0	75	3963	No
502	GOM_NL__2PRFIN20021202_233436_000000352011_00402_03963_9796.N1	02-DEC-2002 23:34:36	Bright	35.000	83		2.3780	11000.	70	3963	No
503	GOM_NL__2PRFIN20021202_233707_000000372011_00402_03963_9797.N1	02-DEC-2002 23:37:07	Bright	36.500	3	16Alp Boo	-0.050000	4250.0	73	3963	No
504	GOM_NL__2PRFIN20021202_234102_000000792011_00402_03963_9798.N1	02-DEC-2002 23:41:02	Bright	79.000	96	68Del Leo	2.5600	9300.0	158	3963	No
505	GOM_NL__2PRFIN20021202_234510_000000502011_00402_03963_9799.N1	02-DEC-2002 23:45:10	Bright	49.500	121	29Gam Vir	2.7400	7200.0	99	3963	No
506	GOM_NL__2PRFIN20021202_235000_000000512011_00402_03963_9800.N1	02-DEC-2002 23:50:00	Tw_i_and_stray	50.500	163	7Del Crv	2.9450	11000.	101	3963	No
507	GOM_NL__2PRFIN20021202_235137_000000492011_00402_03963_9801.N1	02-DEC-2002 23:51:37	Dark	49.000	106	9Bet Crv	2.6480	5600.0	98	3963	No
508	GOM_NL__2PRFIN20021202_235329_000000422011_00402_03963_9802.N1	02-DEC-2002 23:53:29	Dark	42.000	123	lot Cen	2.7500	10200.	84	3963	No
509	GOM_NL__2PRFIN20021202_235537_000000392011_00402_03963_9803.N1	02-DEC-2002 23:55:37	Dark	38.500	95	Zet Cen	2.5450	26000.	77	3963	No
510	GOM_NL__2PRFIN20021202_235728_000000382011_00402_03963_9804.N1	02-DEC-2002 23:57:28	Dark	37.500	77	Eps Cen	2.3030	28000.	75	3963	No
511	GOM_NL__2PRFIN20021202_235939_000000522011_00402_03963_9805.N1	02-DEC-2002 23:59:39	Dark	51.500	26	Gam Cru	1.6240	2900.0	103	3963	No

3. Quality information per product

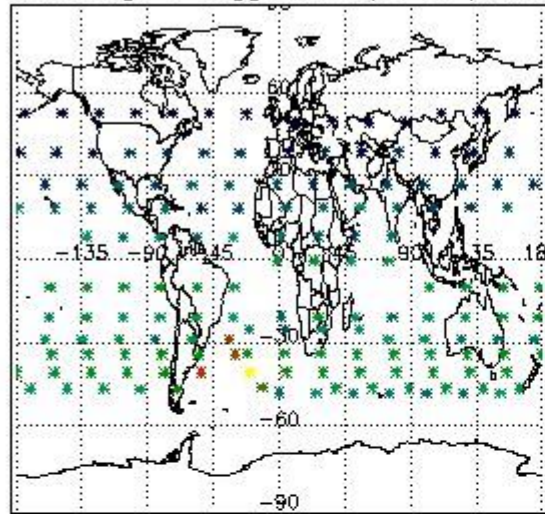
In this section it is plotted some information contained in the Quality Summary data set of the level 2 products. Only products in dark limb conditions and without errors (error flag in the MPH set to "0") are used.

3.1 Plot quality information per product (time dependant)


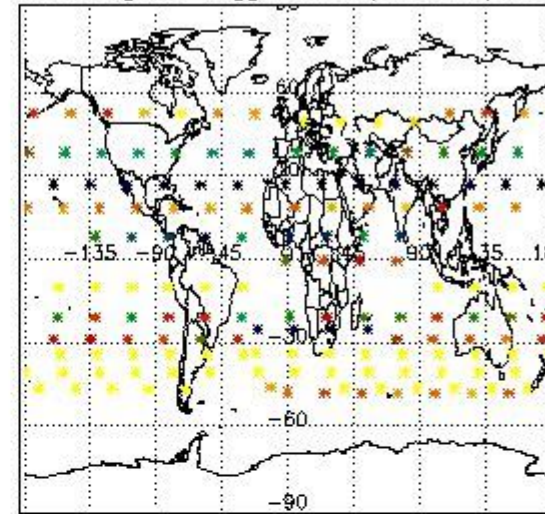


3.2 Plot quality information per product (world map)

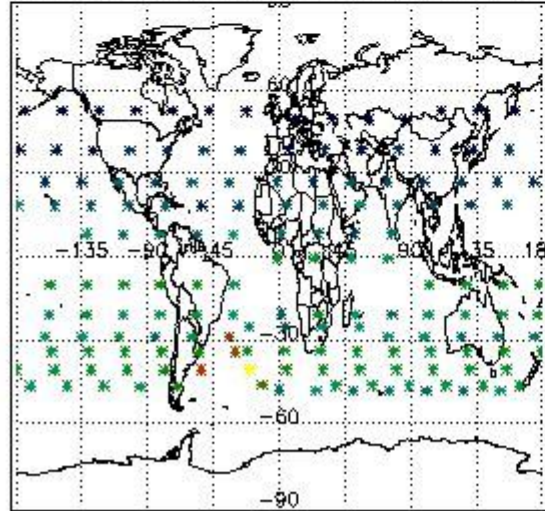
Percentage of flagged data per O3 profile



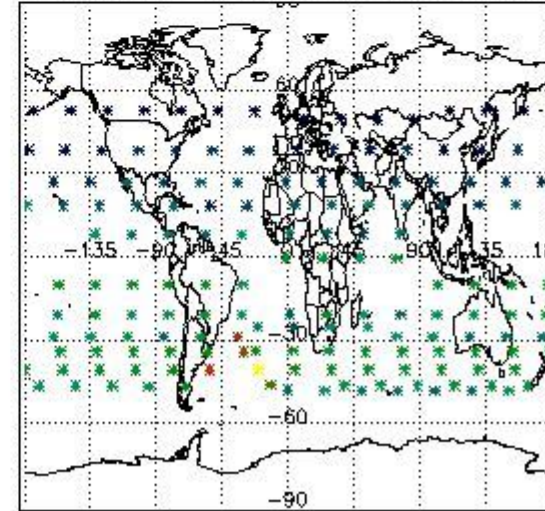
Percentage of flagged data per H2O profile



Percentage of flagged data per NO2 profile



Percentage of flagged data per NO3 profile

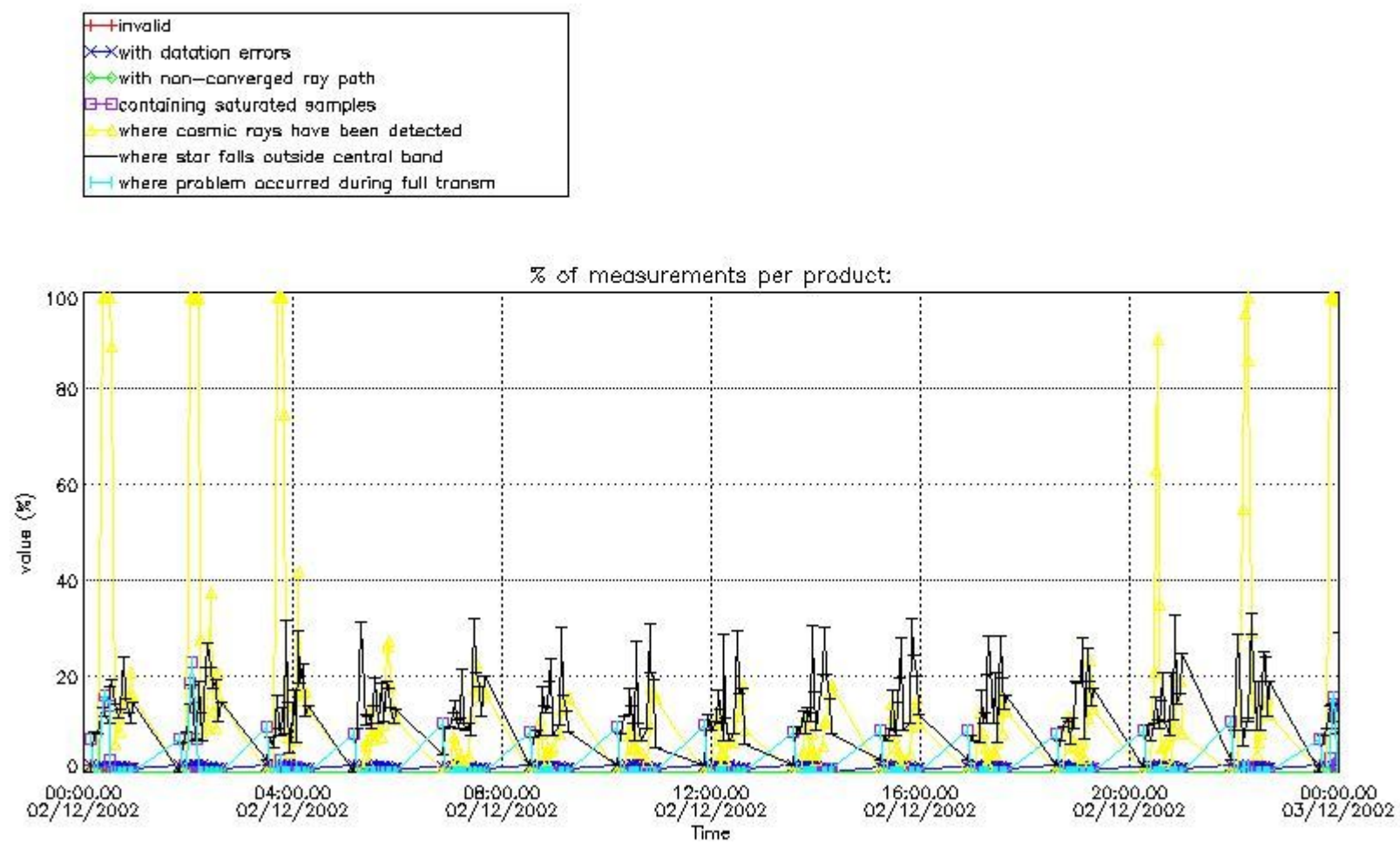


4. Level 1 quality information per product

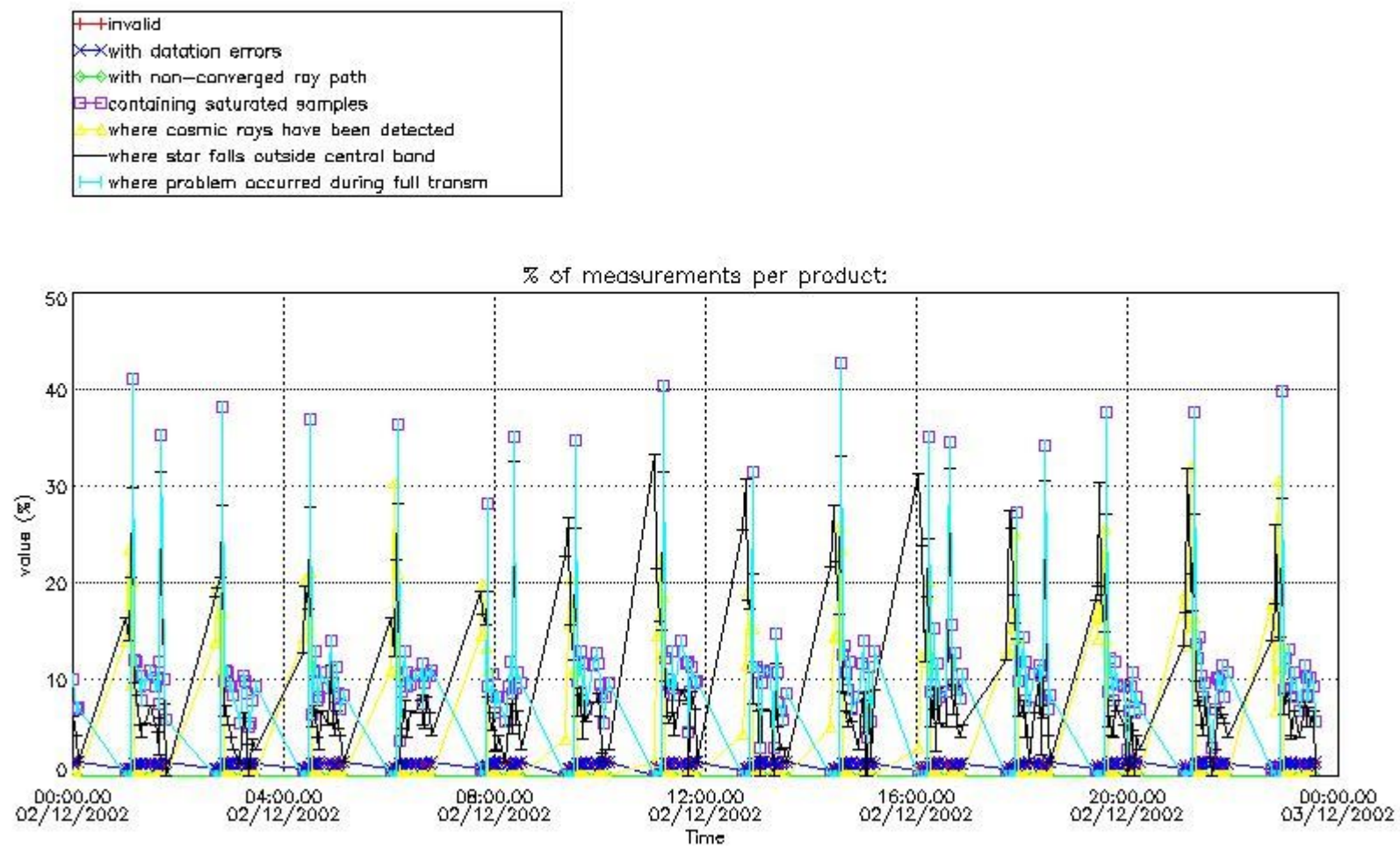
In this section it is plotted some information contained in the Quality Summary data set of the level 2 products that comes from the level 1b processing. Products without errors (error flag in the MPH set to "0") are used.

4.1 Plot quality information per product (time dependant) coming from level 1b processing

4.1.1 Plot level 1 quality information per product (time dependant): ENVISAT ASCENDING passes

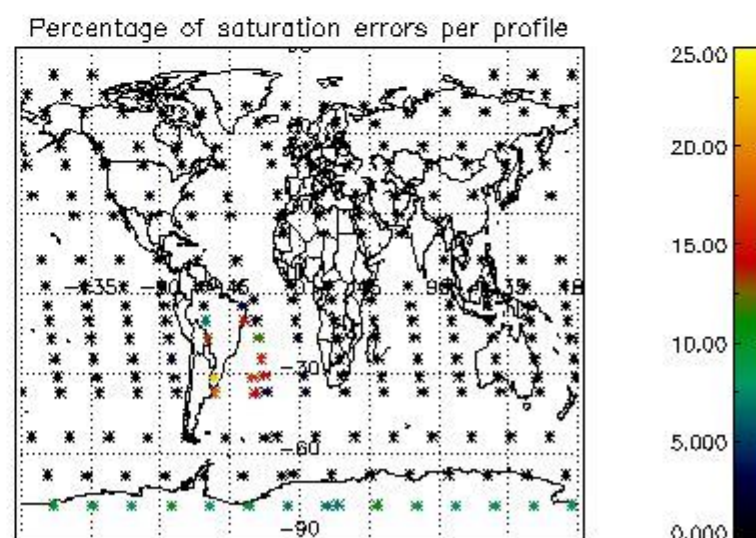
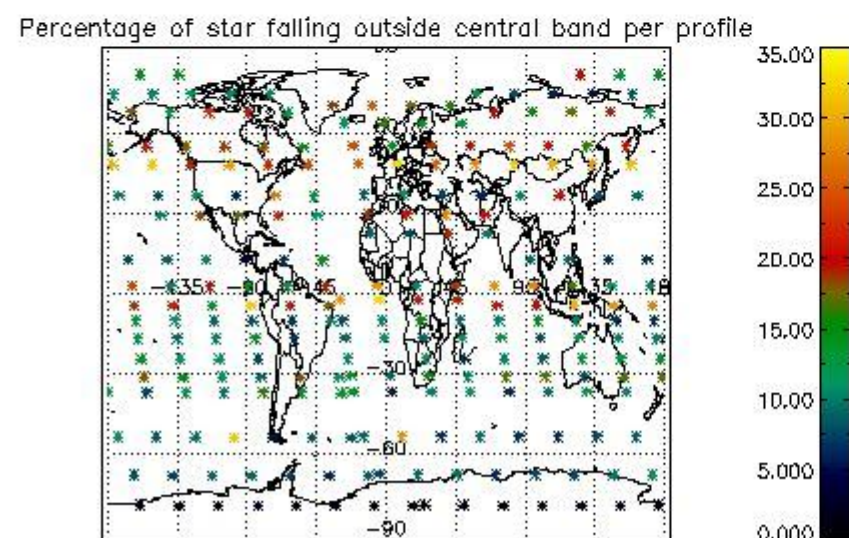
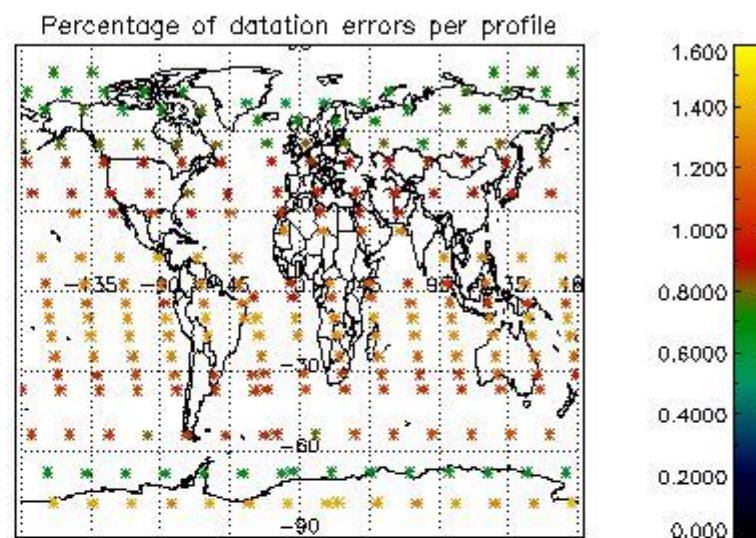
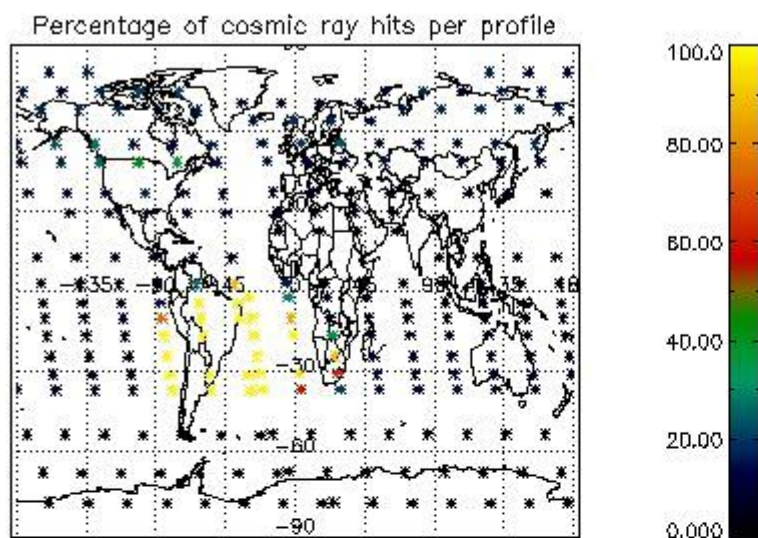


4.1.2 Plot level 1 quality information per product (time dependant): ENVI SAT DESCENDING passes

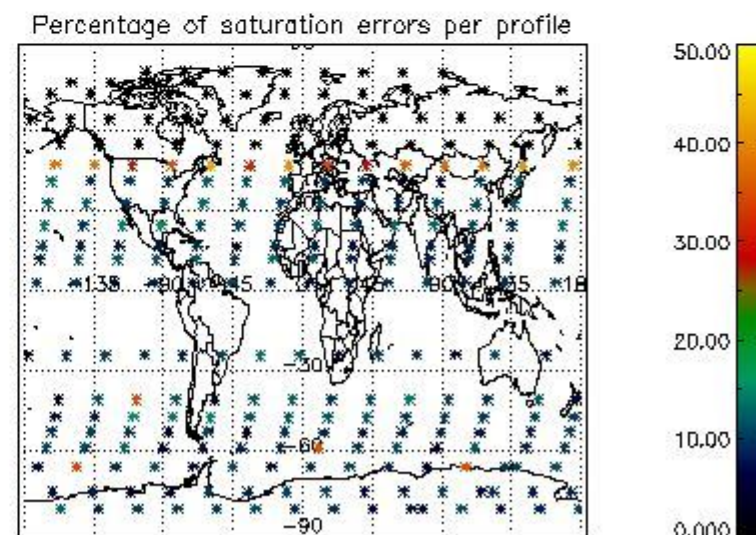
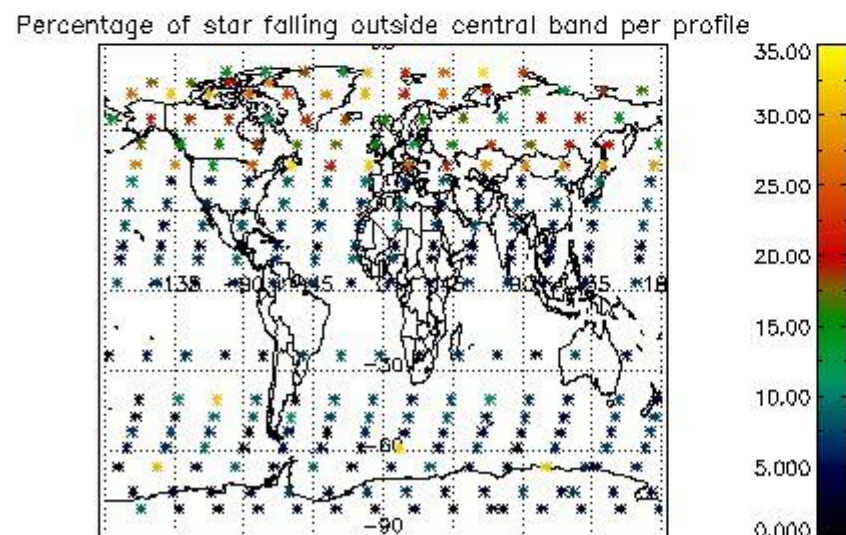
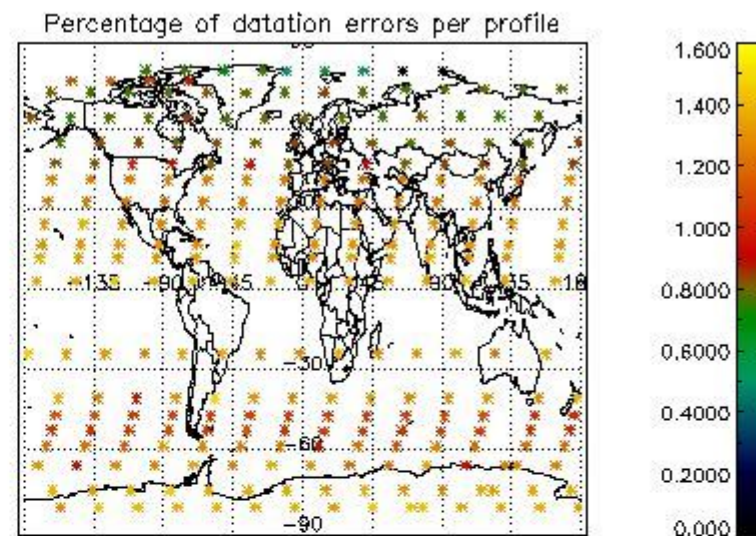
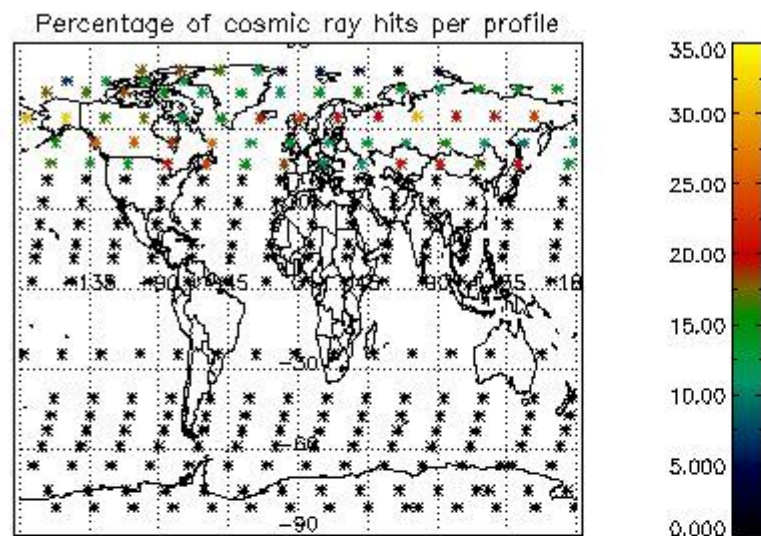


4.2 Plot quality information per product coming from level 1b processing (world map)

4.2.1 Plot level 1 quality information per product (world map): ENVISAT ASCENDING passes



4.2.2 Plot level 1 quality information per product (world map): ENVISAT DESCENDING passes



5. Trace gas profiles

5.1 Ozone statistics based on quality of products

The final quality of the products can be "measured" using the STD (Standard Deviation) attached to every point profile. This information is written to the parameter GOM_NL__2P/NL_LOCAL_SPECIES_DENSITY/o3_std of the level 2 products. The table below shows the statistics for given STD ranges.

The statistics are given with respect to the overall valid production:

- Products without fatal errors: GOM_NL__2P/MPH/PRODUCT_ERR=0
- Valid point profile: GOM_NL__2P/NL_LOCAL_SPECIES_DENSITY/pcd(0)=0

The 'Criteria' is applied to valid points of dark limb products:

- Products in dark limb illumination condition: GOM_NL__2P/NL_SUMMARY_QUALITY/obs_ill_cond=0
- Products without fatal errors: GOM_NL__2P/MPH/PRODUCT_ERR=0
- Valid point profile: GOM_NL__2P/NL_LOCAL_SPECIES_DENSITY/pcd(0)=0

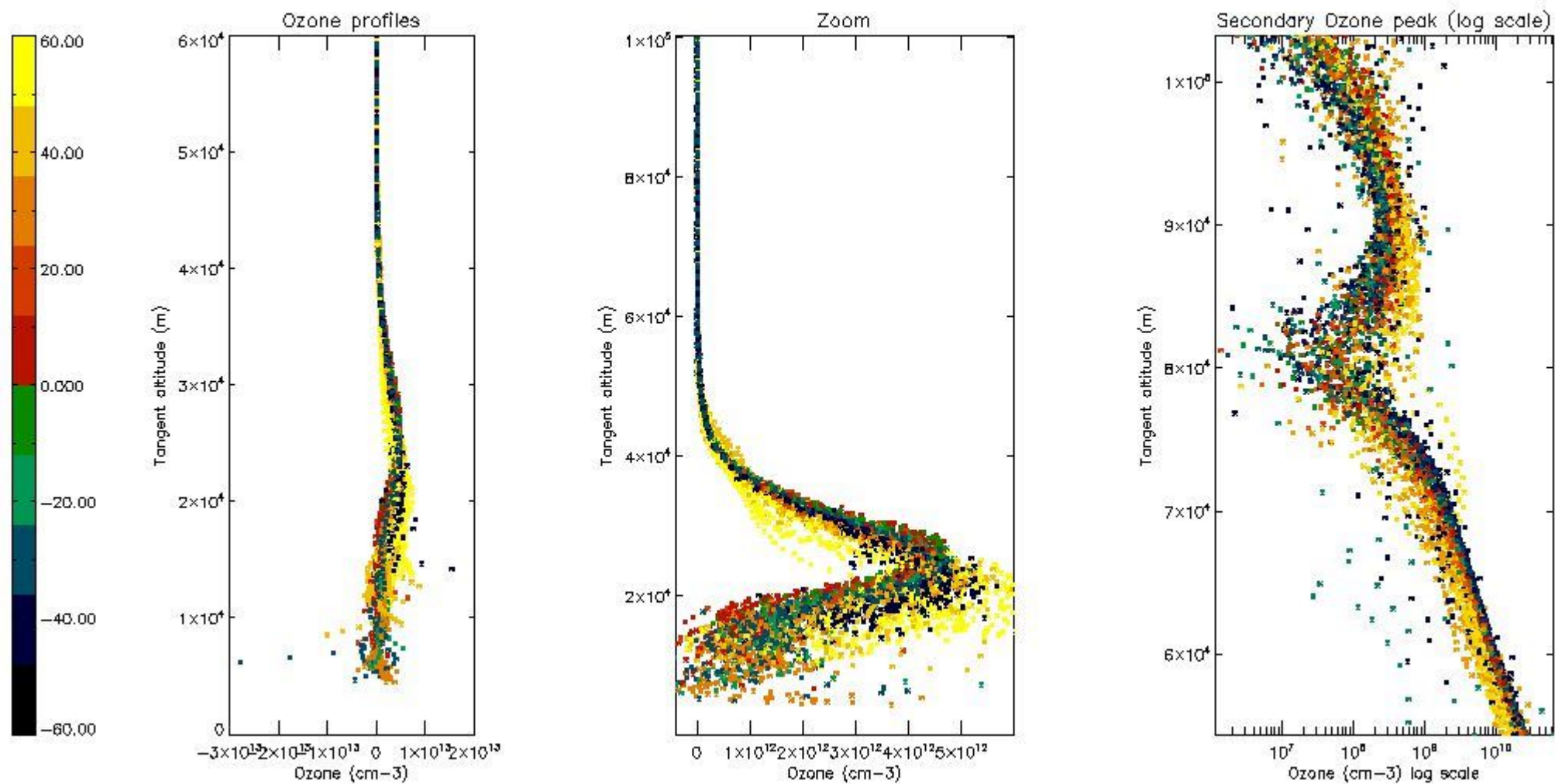
So, the table below shows the percentage of dark limb and valid observations for each criteria with respect to the overall valid daily observations.

Criteria	% of total production
All STD	31
STD < 20	20

STD < 10	17
STD < 5	13

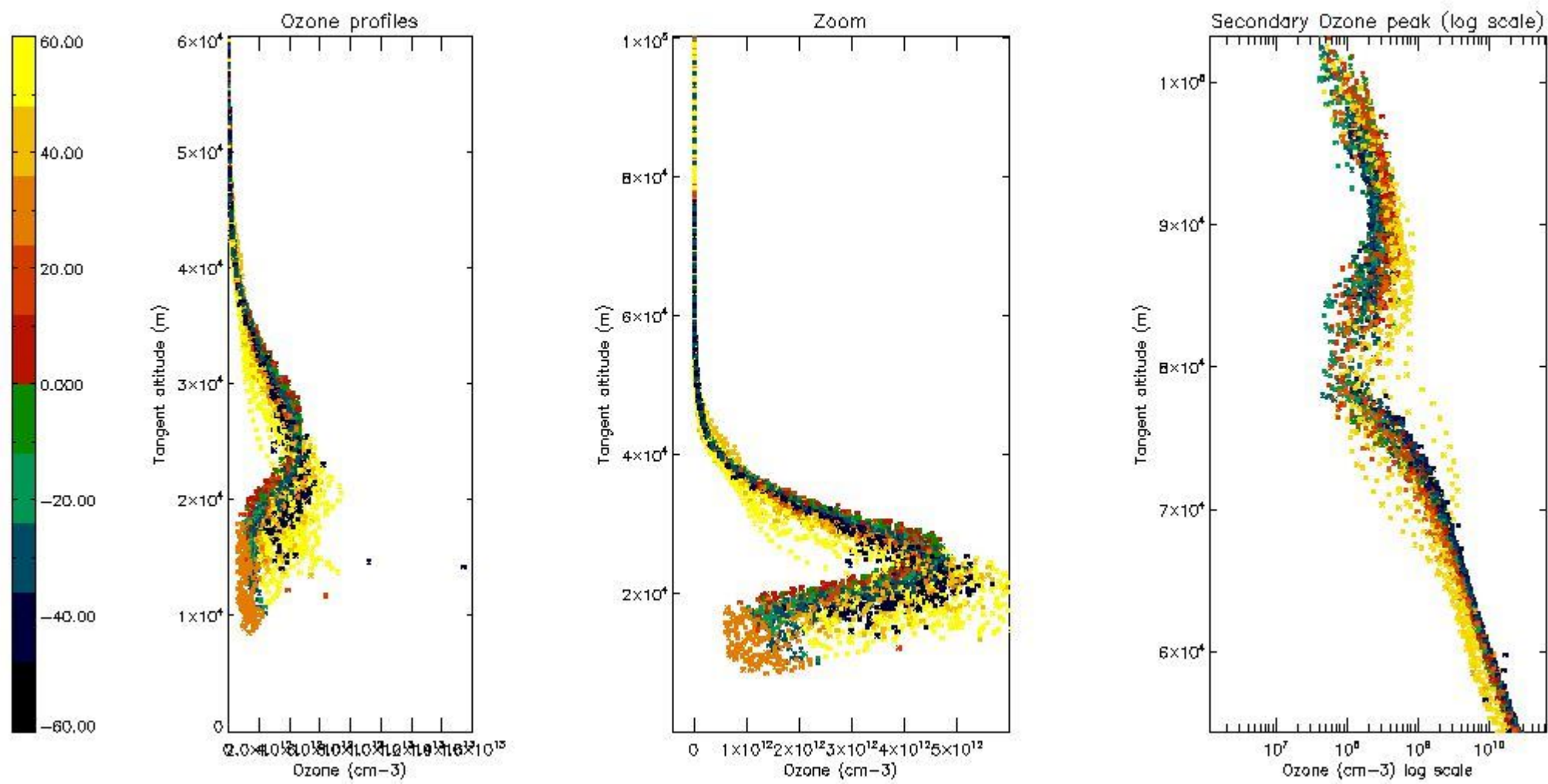
5.2 Plot ozone profiles for all STD (dark without errors)

The colorbar represents the latitude.



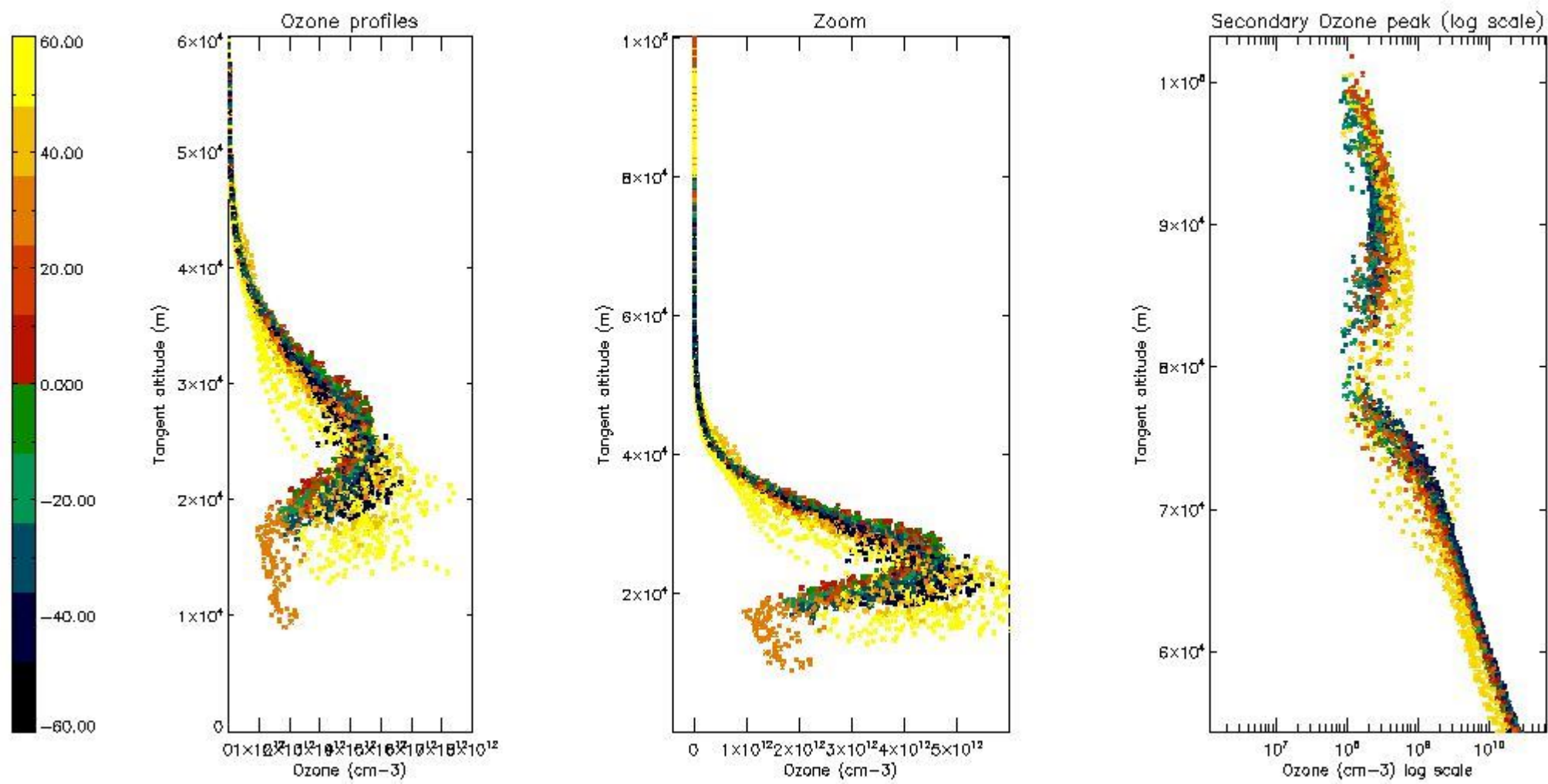
5.3 Plot ozone profiles where STD < 20% (dark without errors)

The colorbar represents the latitude.



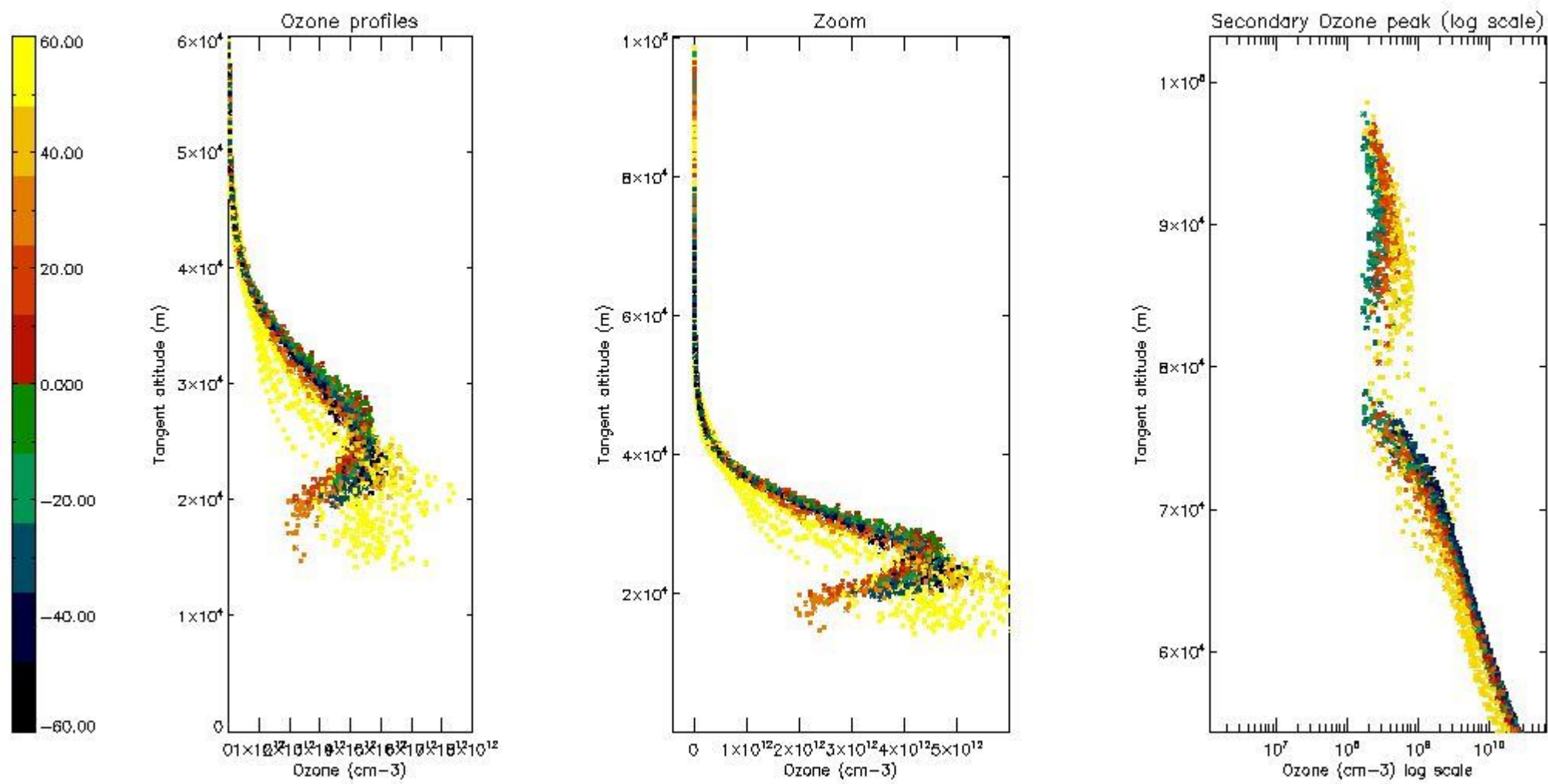
5.4 Plot ozone profiles where STD < 10% (dark without errors)

The colorbar represents the latitude.



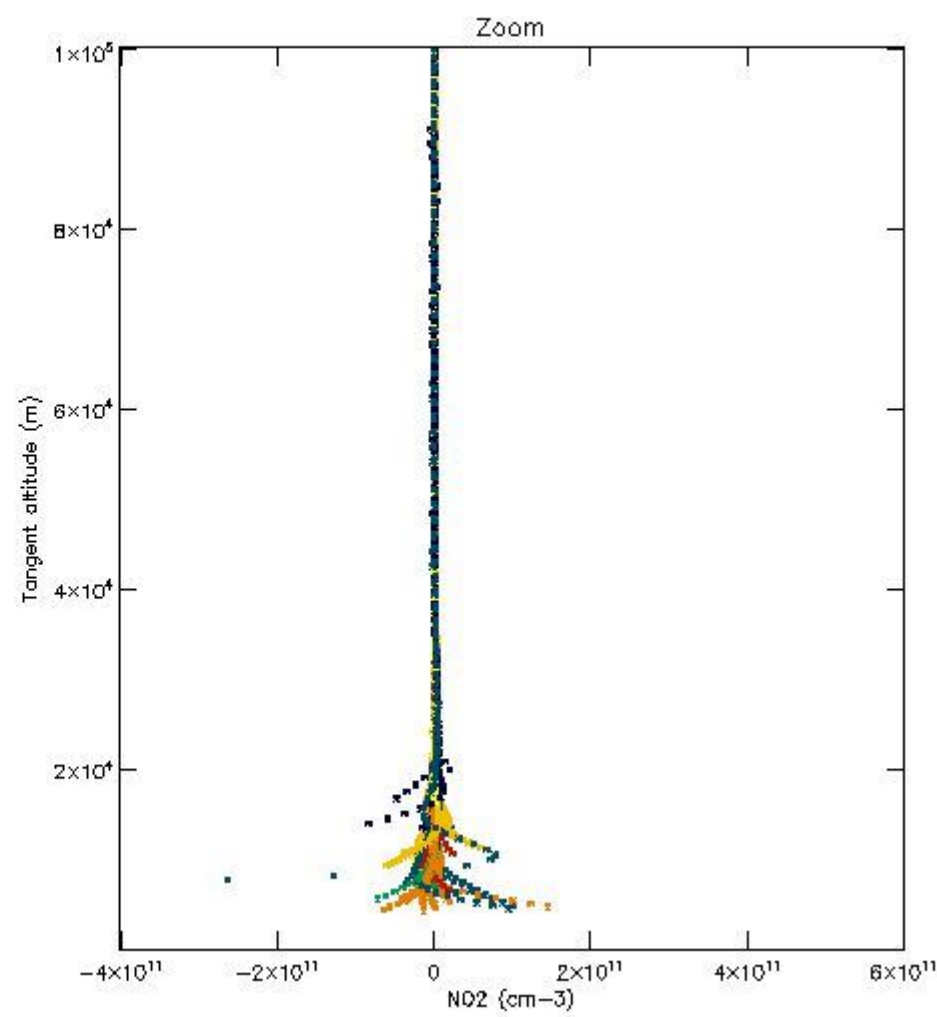
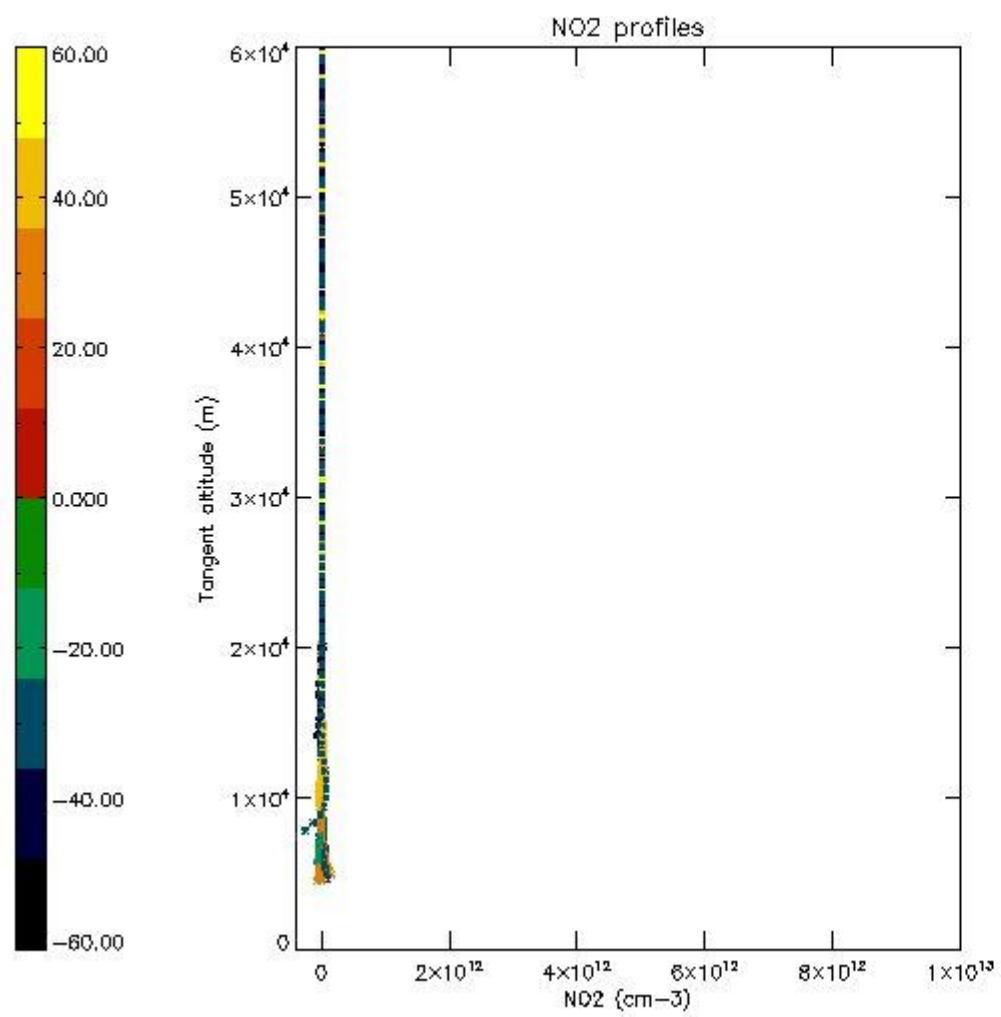
5.5 Plot ozone profiles where STD < 5% (dark without errors)

The colorbar represents the latitude.



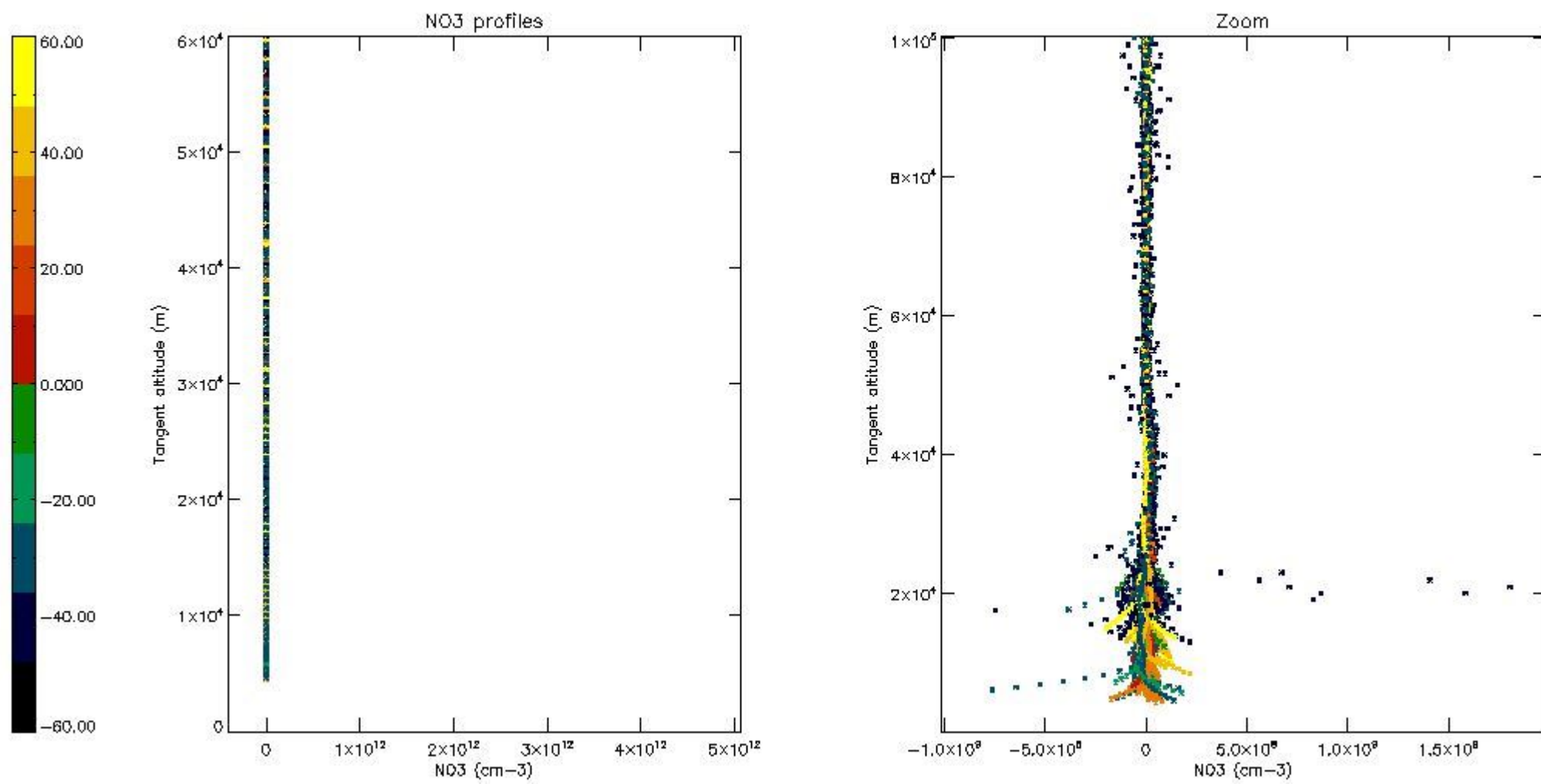
5.6 Plot NO₂ profiles for all STD (dark without errors)

The colorbar represents the latitude.



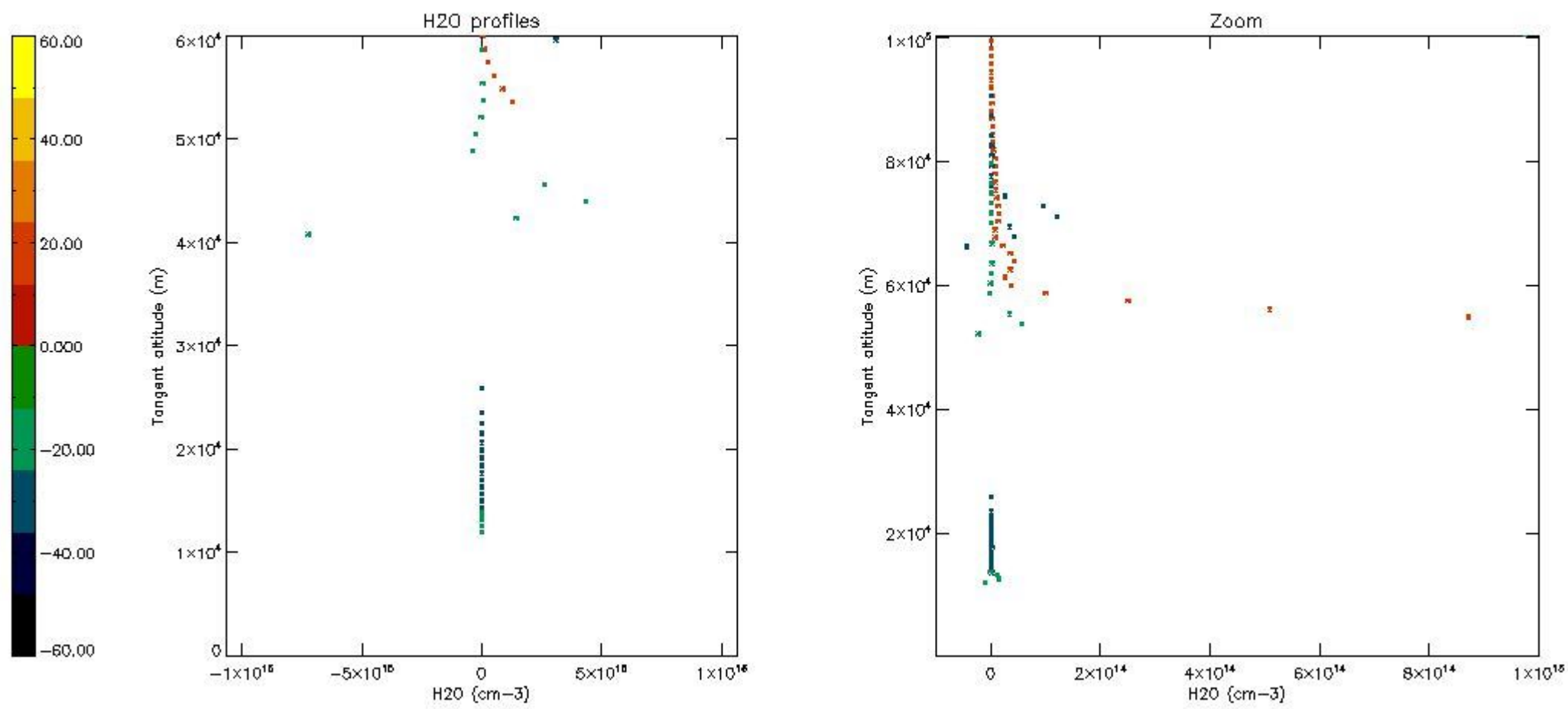
5.7 Plot NO3 profiles for all STD (dark without errors)

The colorbar represents the latitude.



5.8 Plot H2O profiles for all STD (only for occultations of stars 1,2,3,4,13,14,16,26,63 dark without errors)

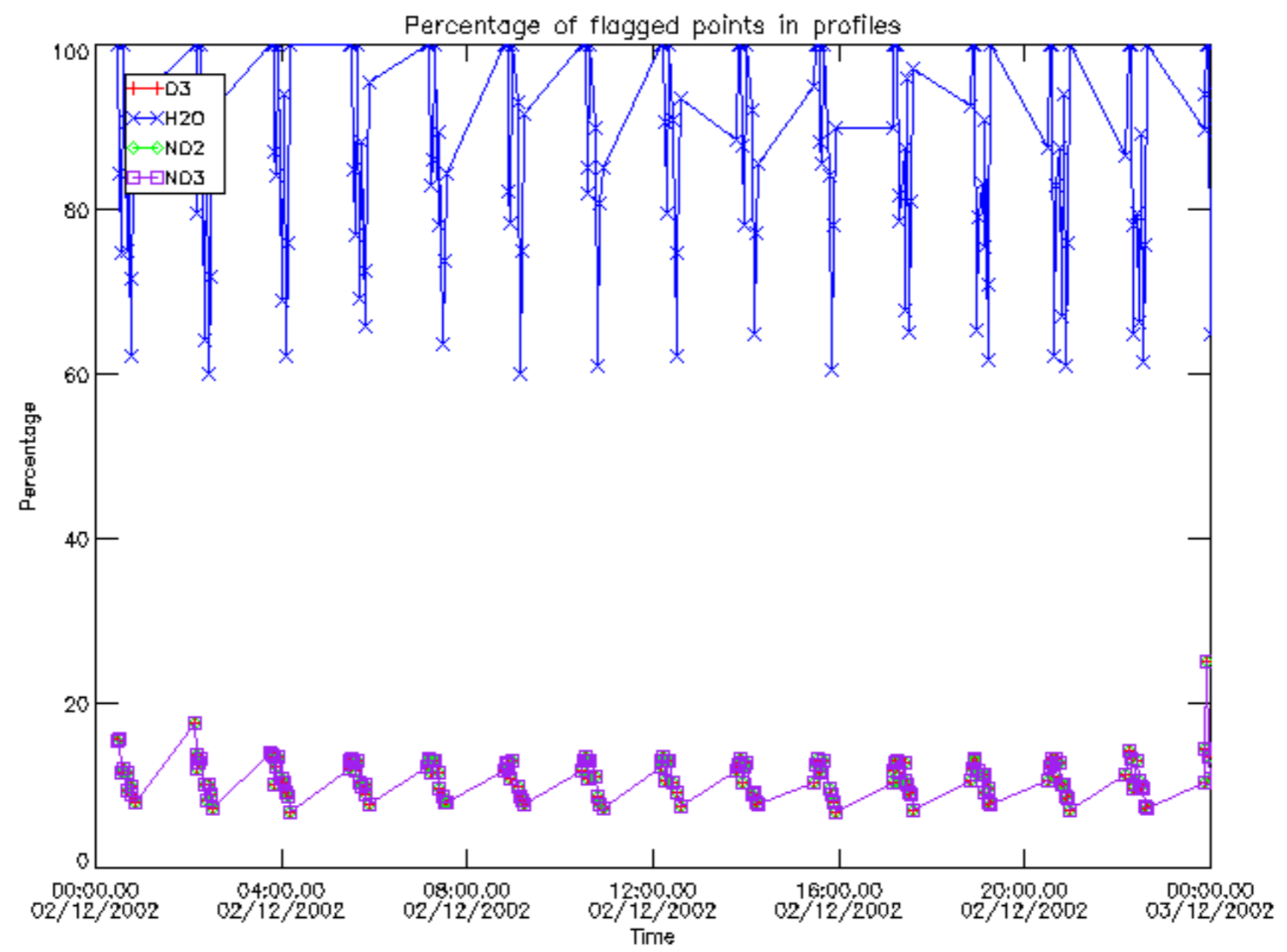
The colorbar represents the latitude.



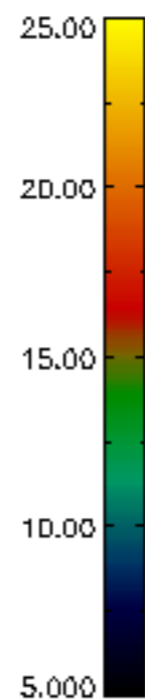
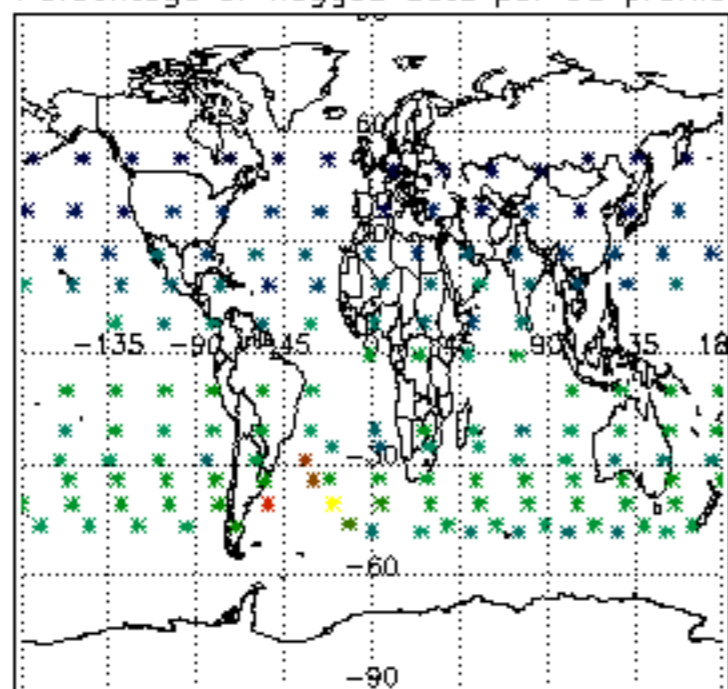
6. Auxiliary Data Files used for the production reported in section 2

The number reported in the third column indicates since which file (see list in section 2) the corresponding auxiliary file has been used. The fourth column is the date of those product files.

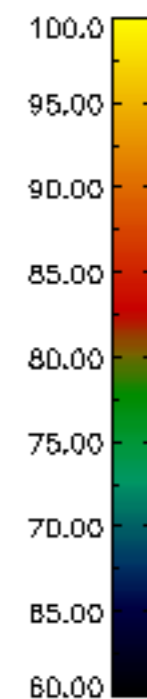
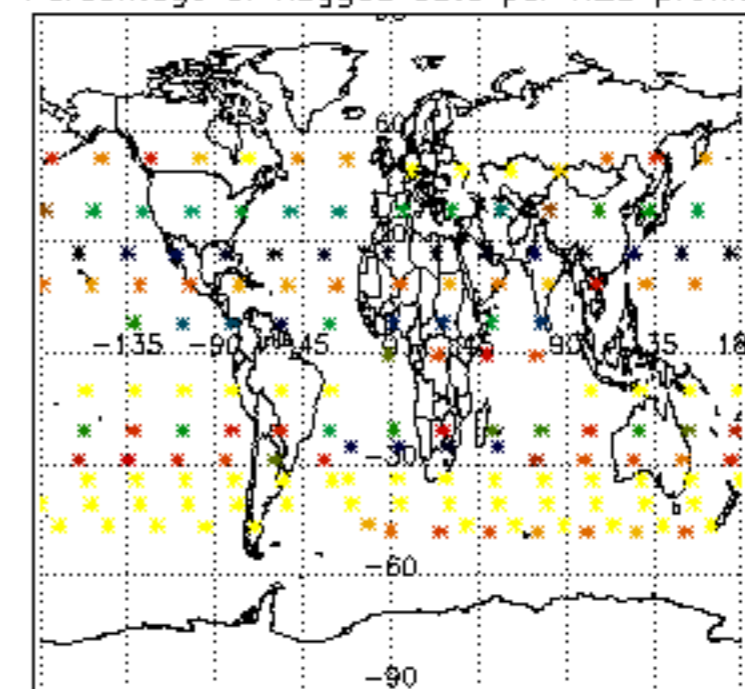
Type	Auxiliary Filename	Used since product	Used since product date
INST_PHYS_CHARACTERISTICS	GOM_INS_AXNIEC20050627_150440_20020301_000000_20100101_000000	1	02-DEC-2002 00:00:13
LEVEL-2_PROC_CONFIG	GOM_PR2_AXVIEC20091111_152718_20020301_000000_20500101_000000	1	02-DEC-2002 00:00:13
CROSS_SECTIONS_FILE	GOM_CRS_AXVIEC20091111_154832_20020301_000000_20500101_000000	1	02-DEC-2002 00:00:13



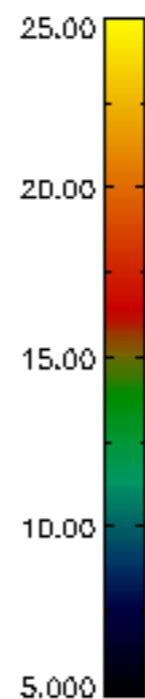
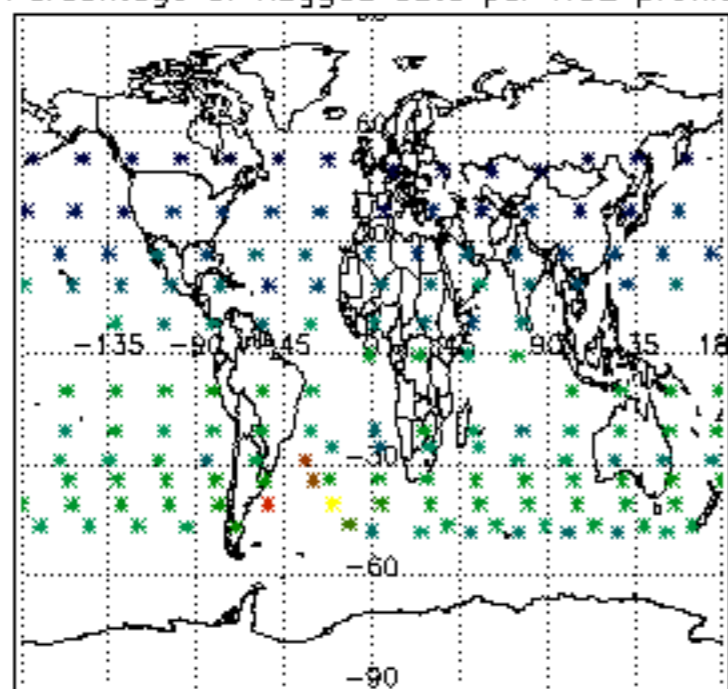
Percentage of flagged data per D3 profile



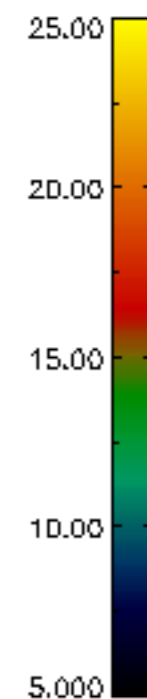
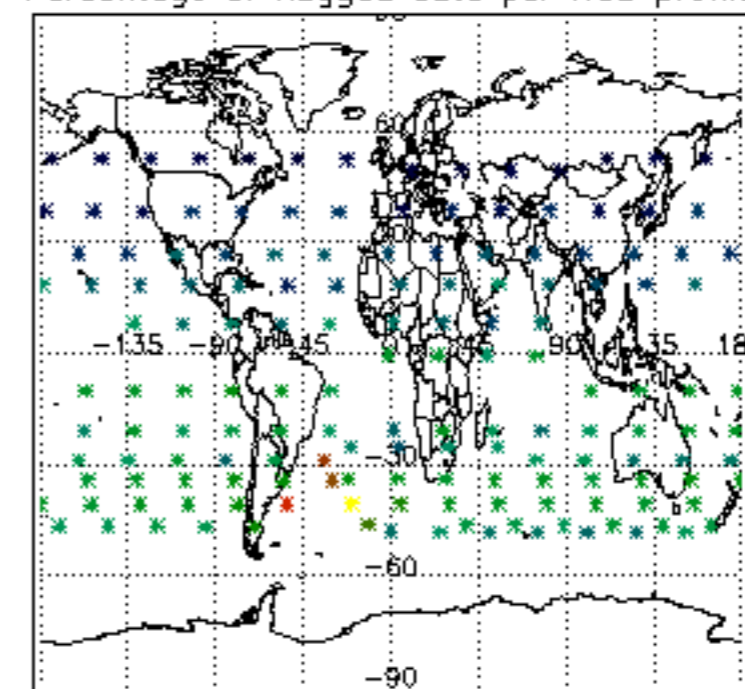
Percentage of flagged data per H2O profile

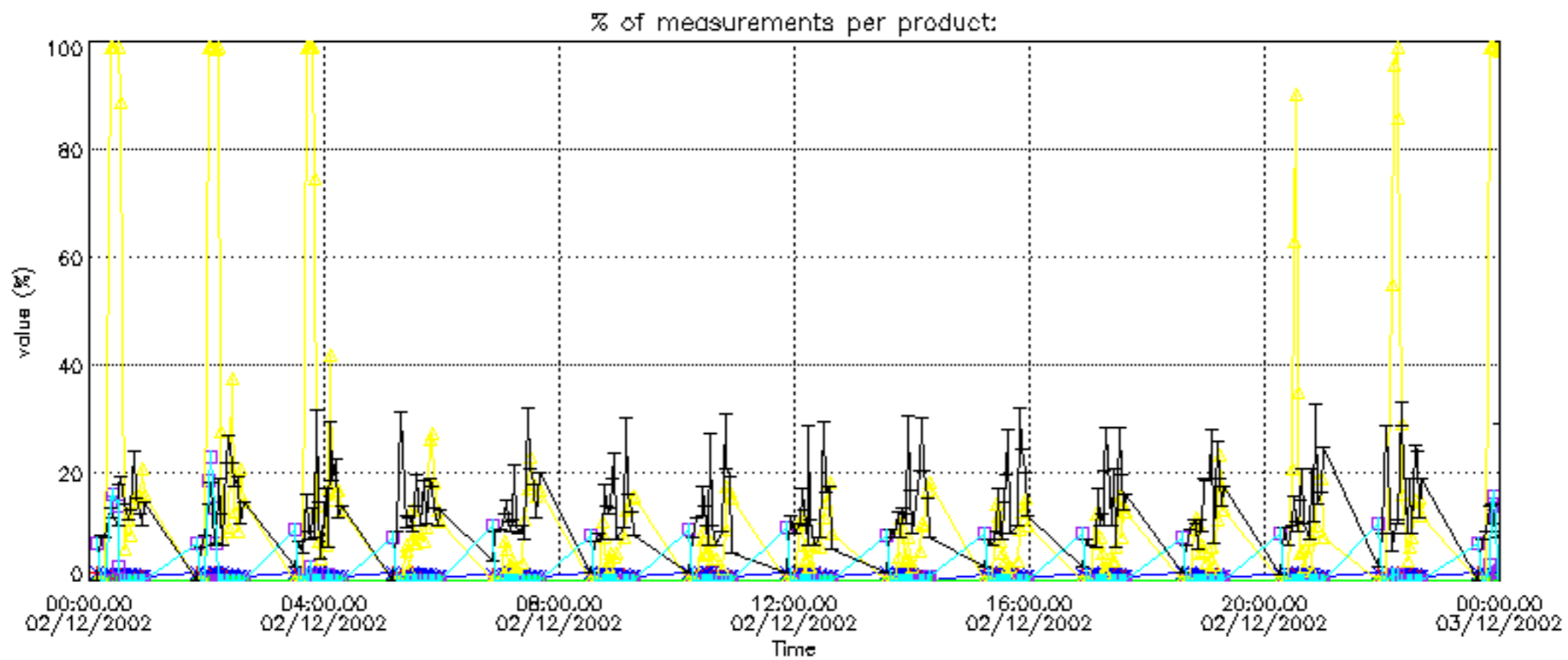
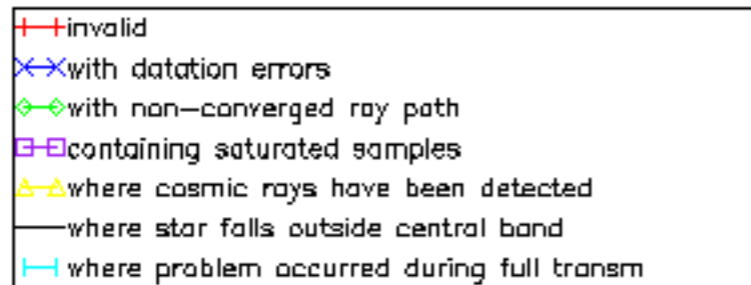


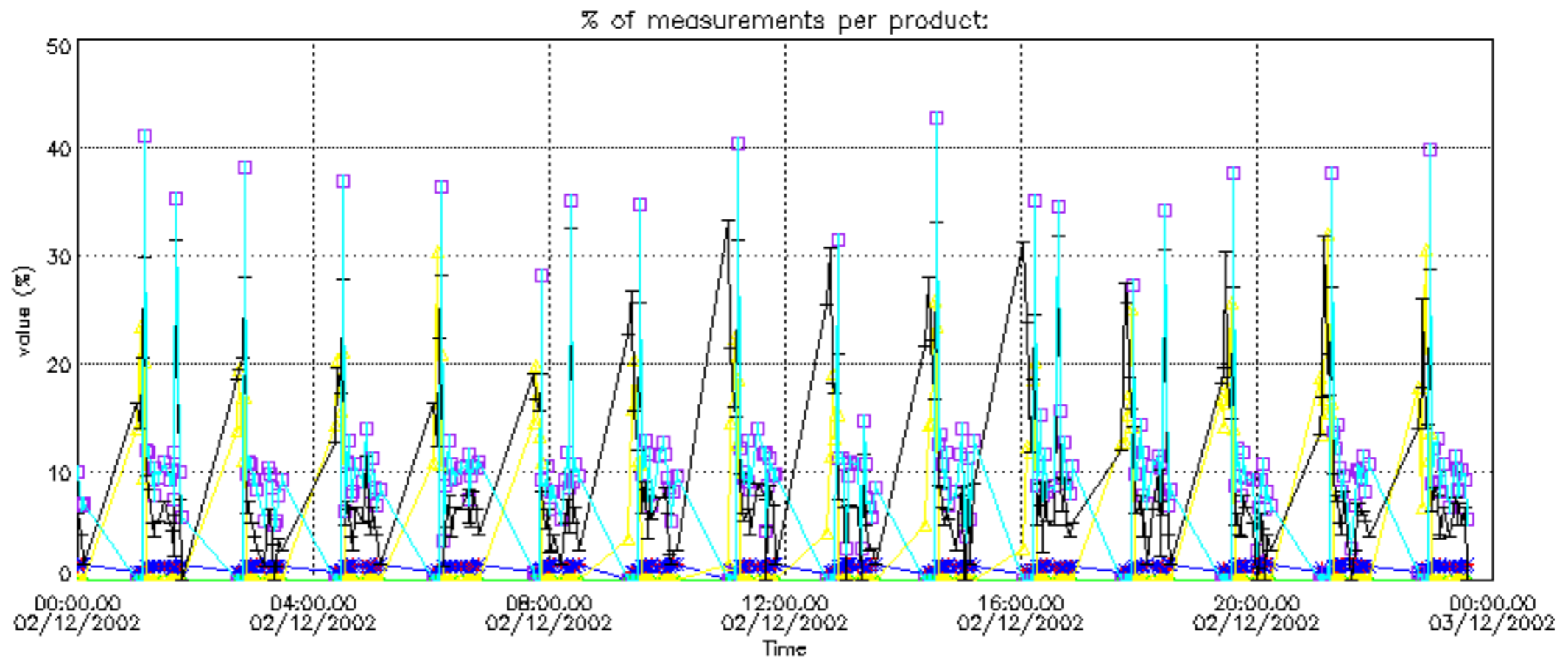
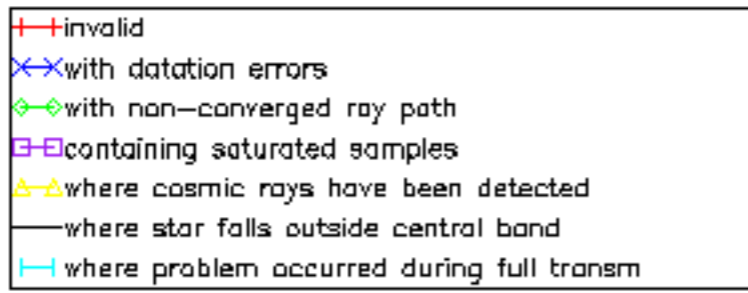
Percentage of flagged data per NO2 profile



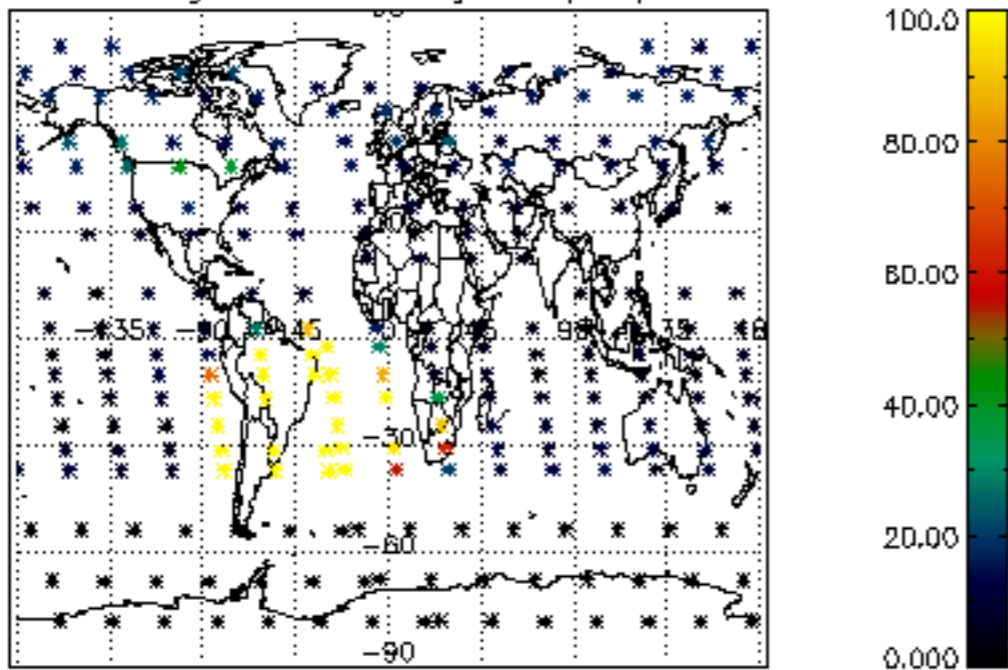
Percentage of flagged data per NO3 profile



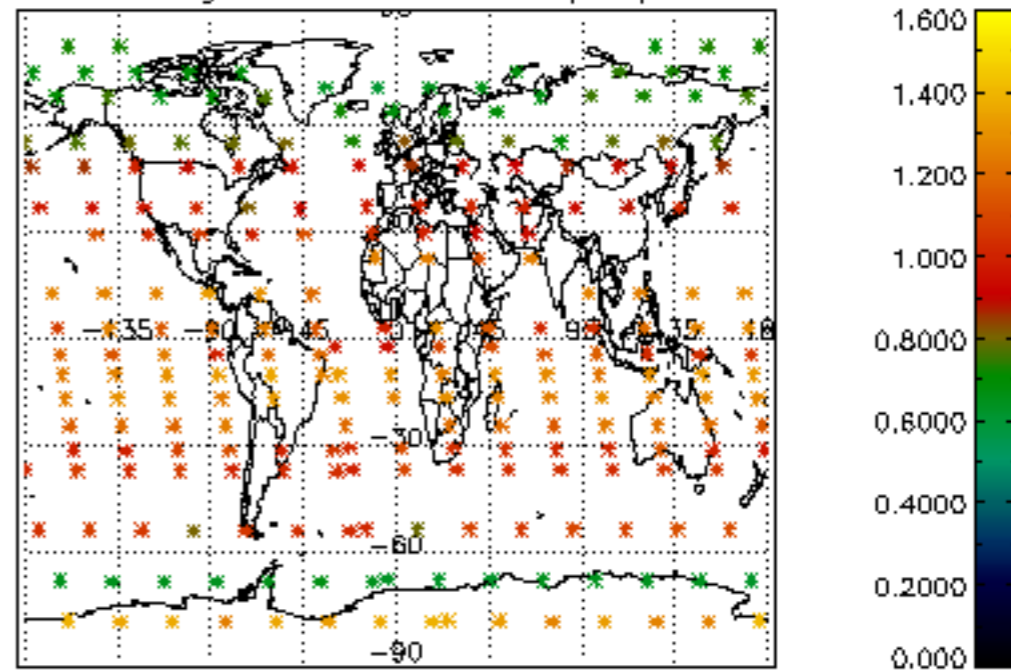




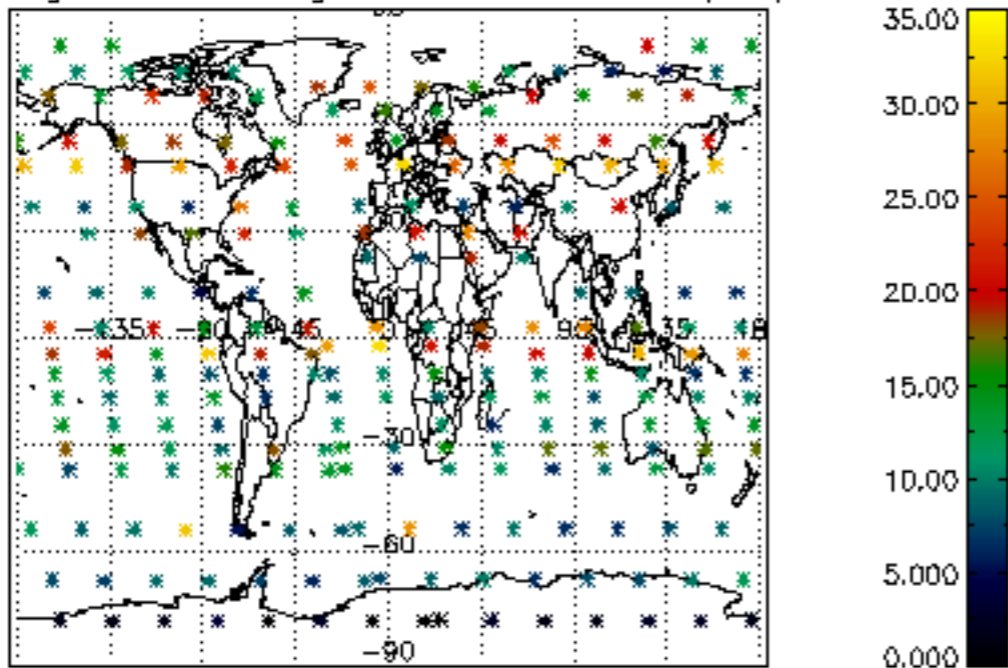
Percentage of cosmic ray hits per profile



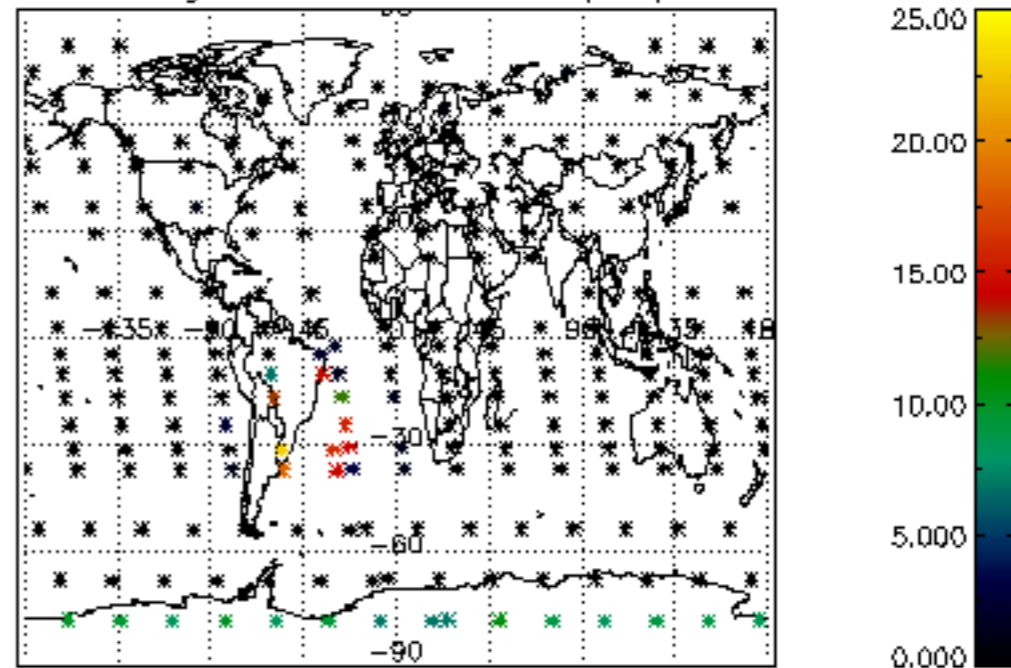
Percentage of datation errors per profile



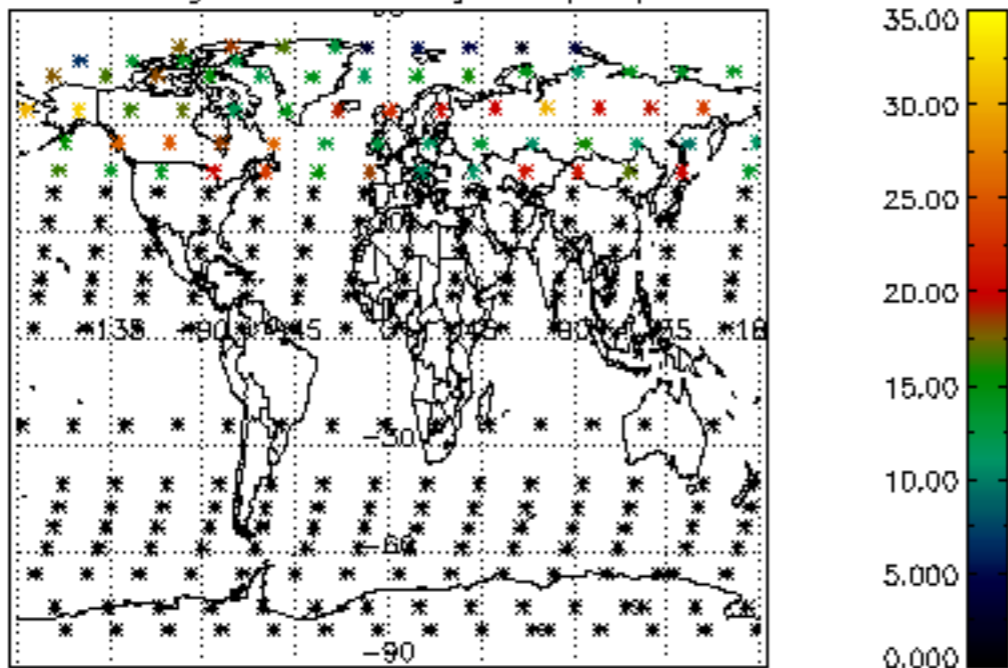
Percentage of star falling outside central band per profile



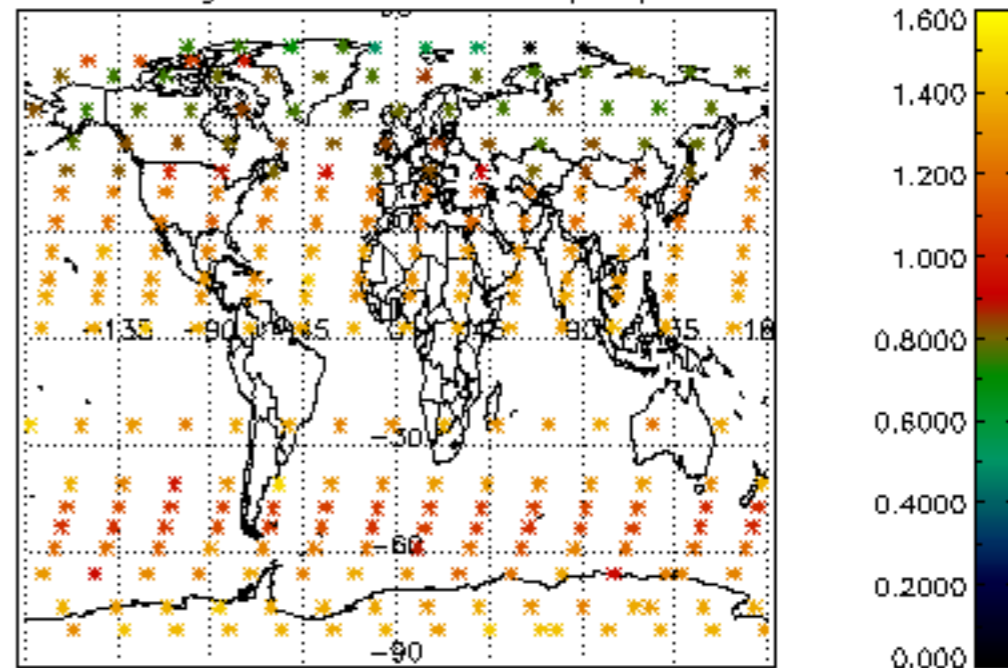
Percentage of saturation errors per profile



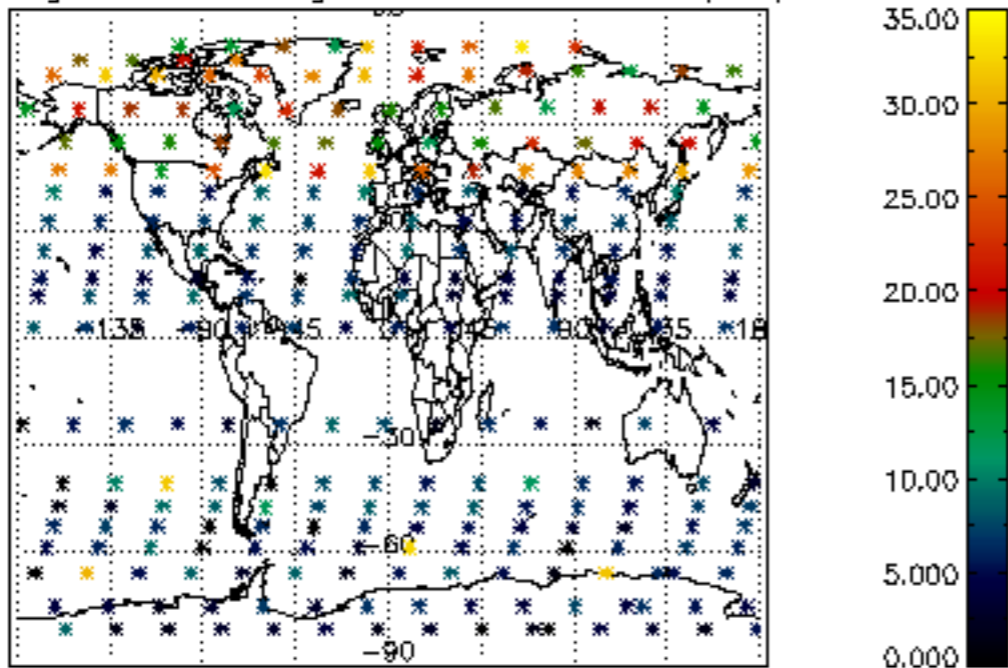
Percentage of cosmic ray hits per profile



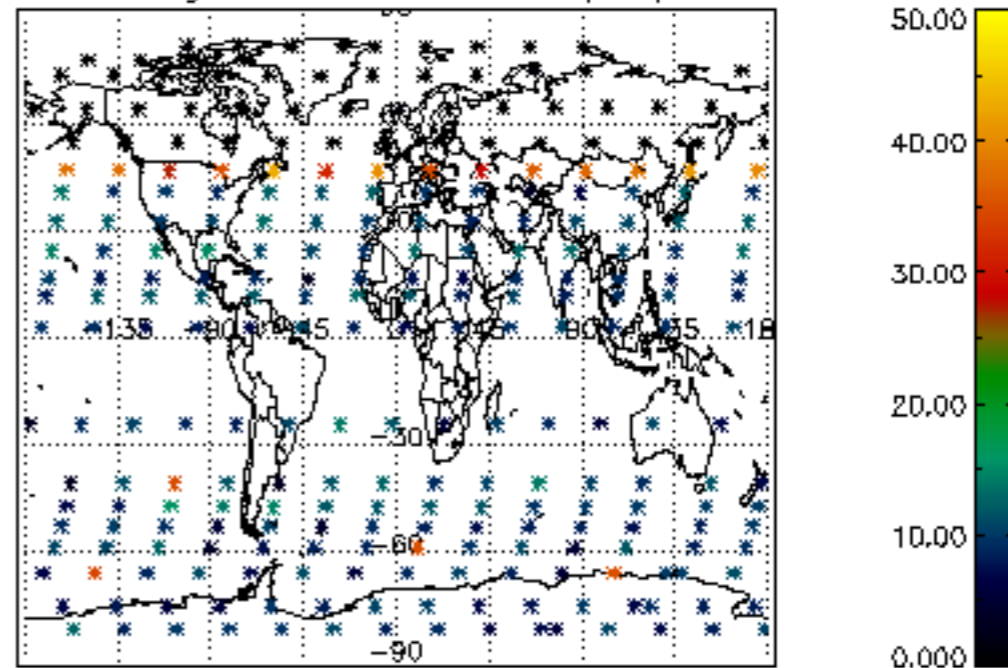
Percentage of datation errors per profile

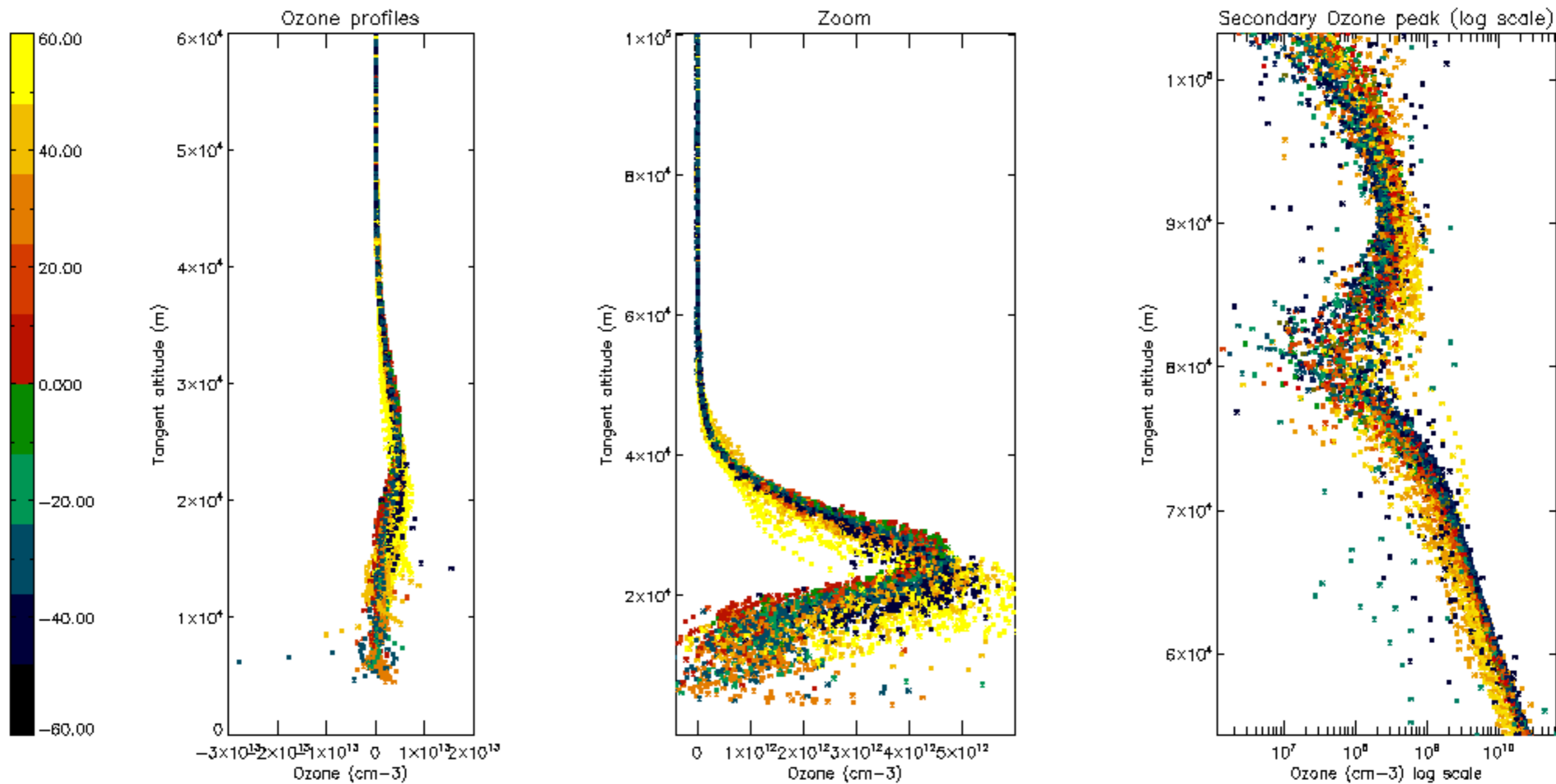


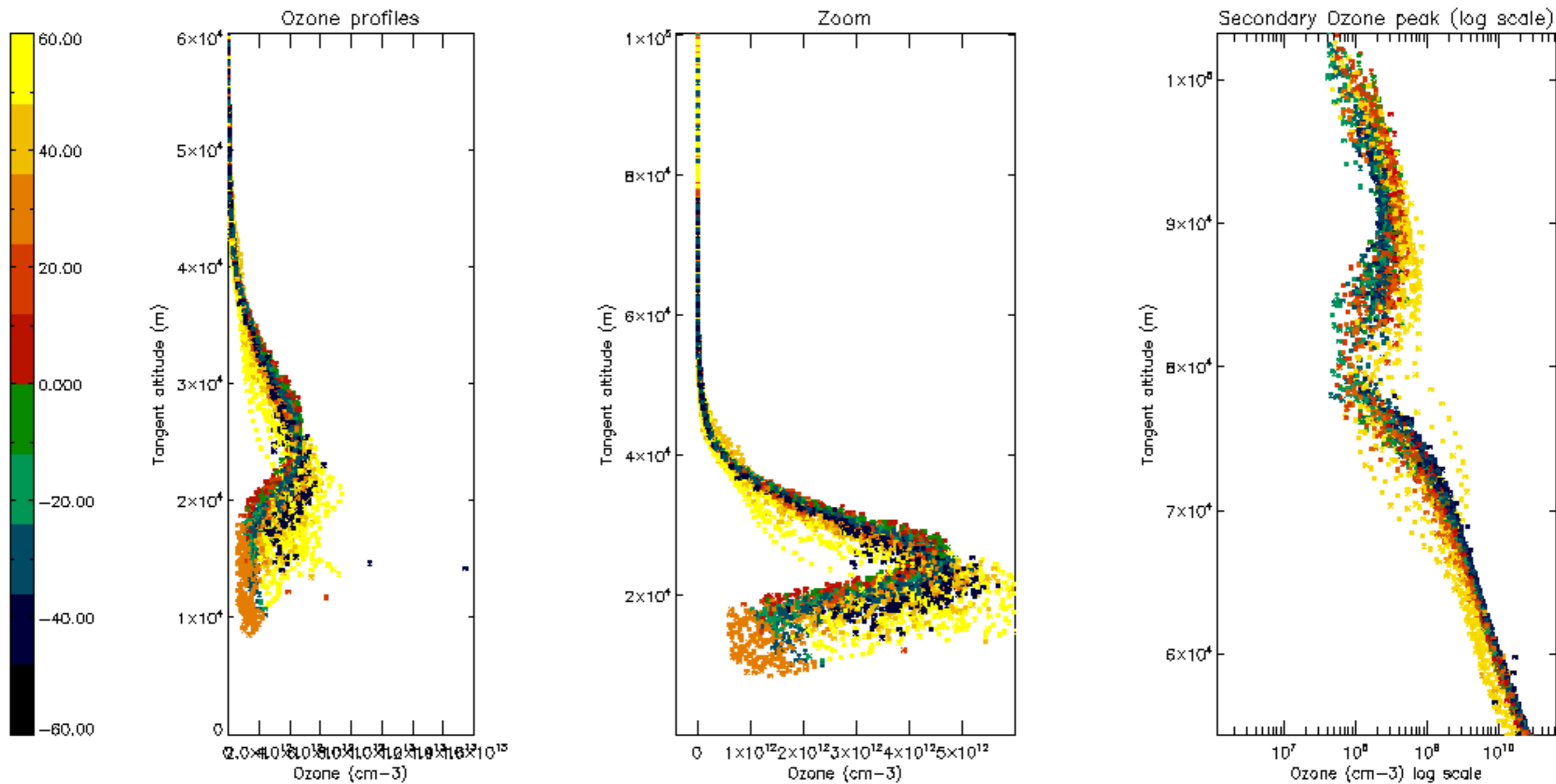
Percentage of star falling outside central band per profile

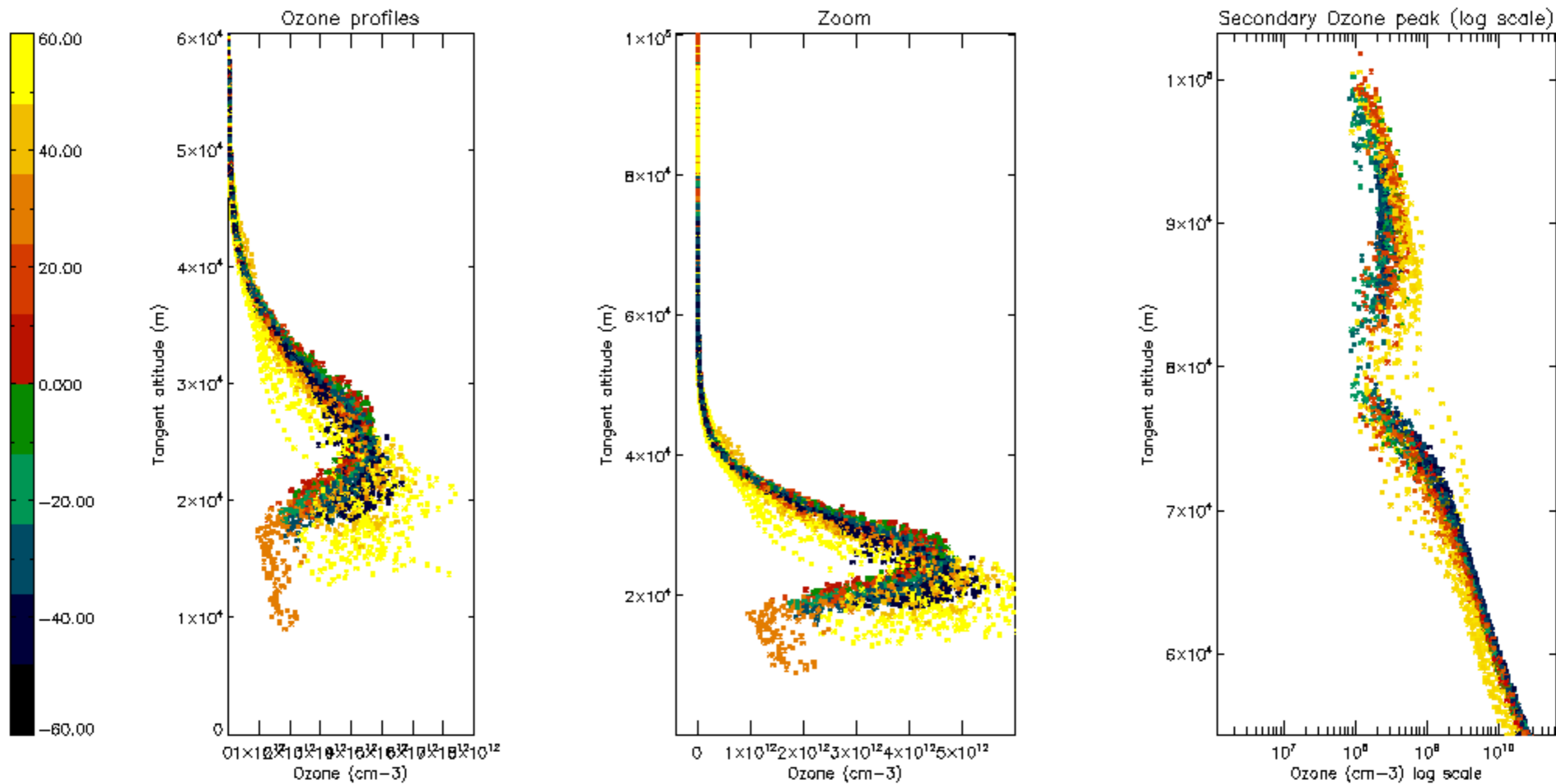


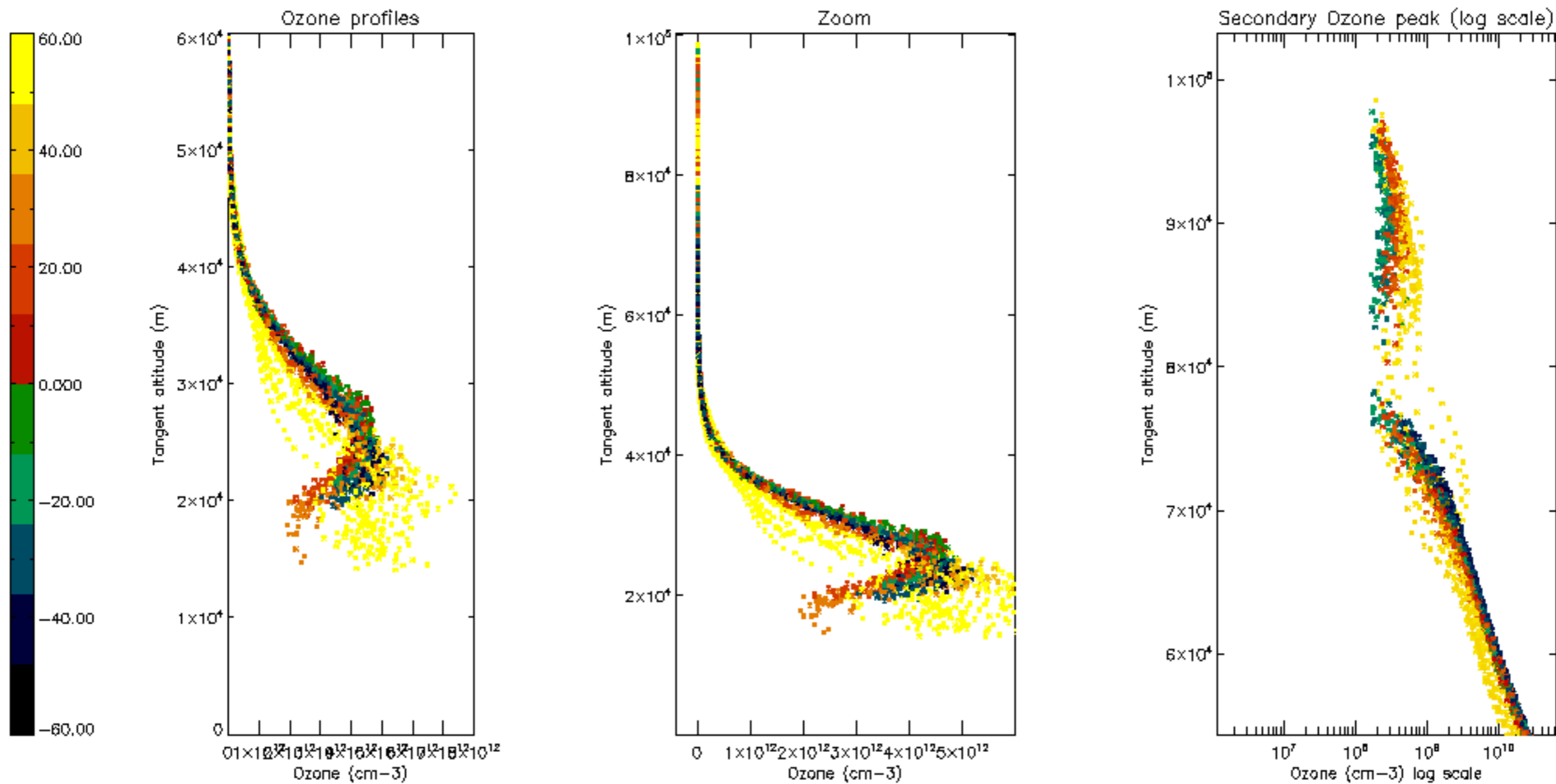
Percentage of saturation errors per profile

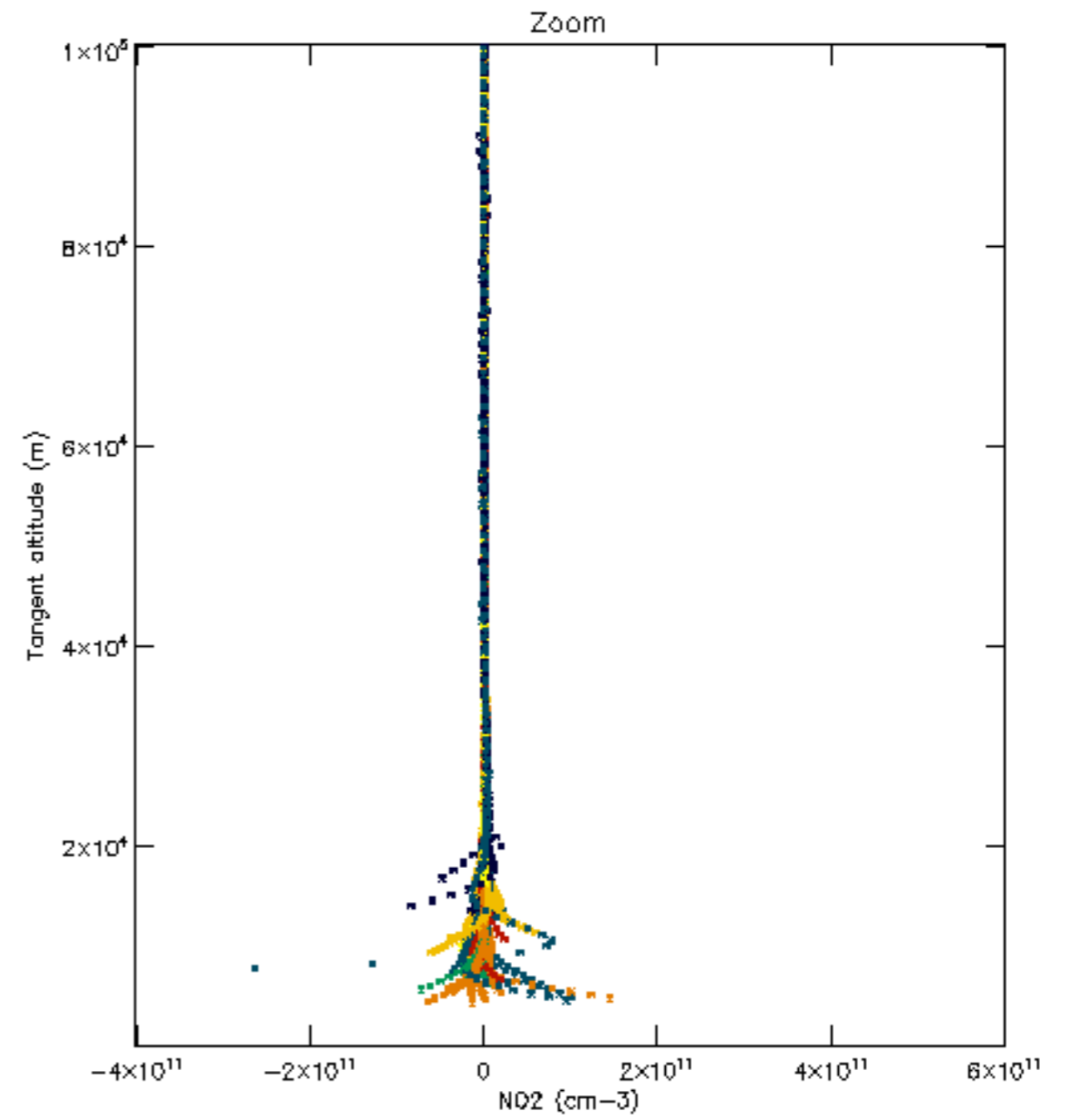
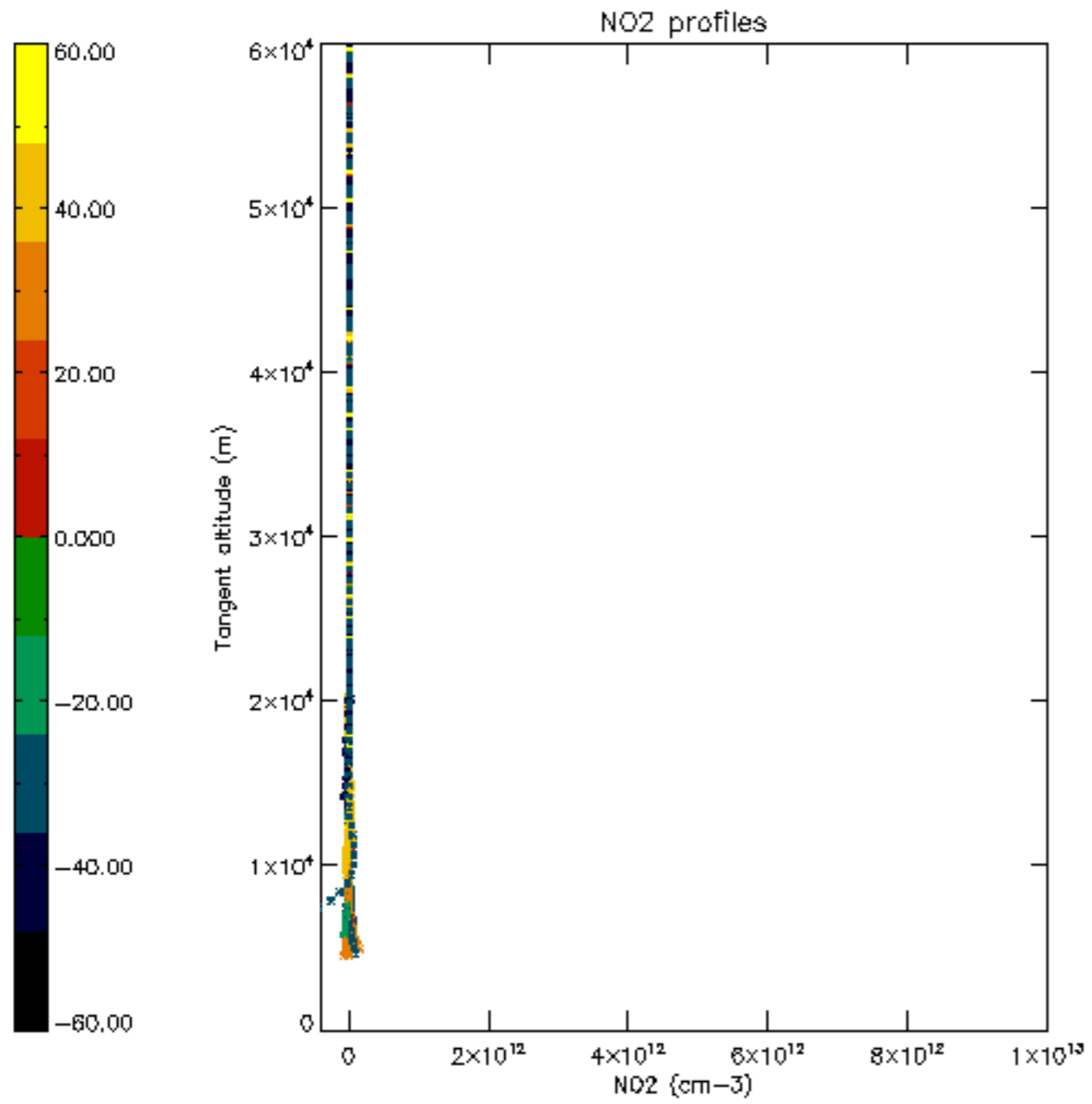


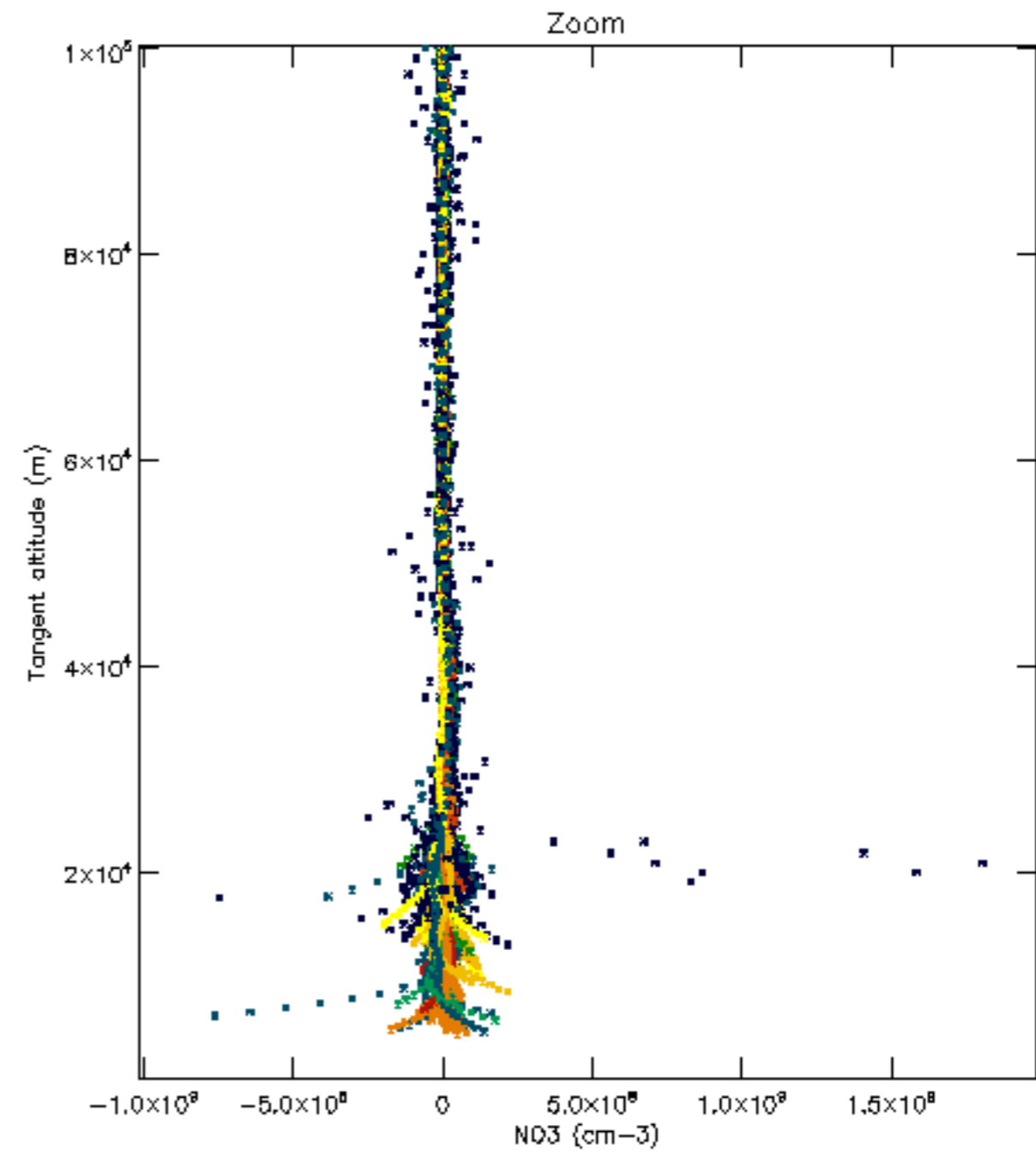
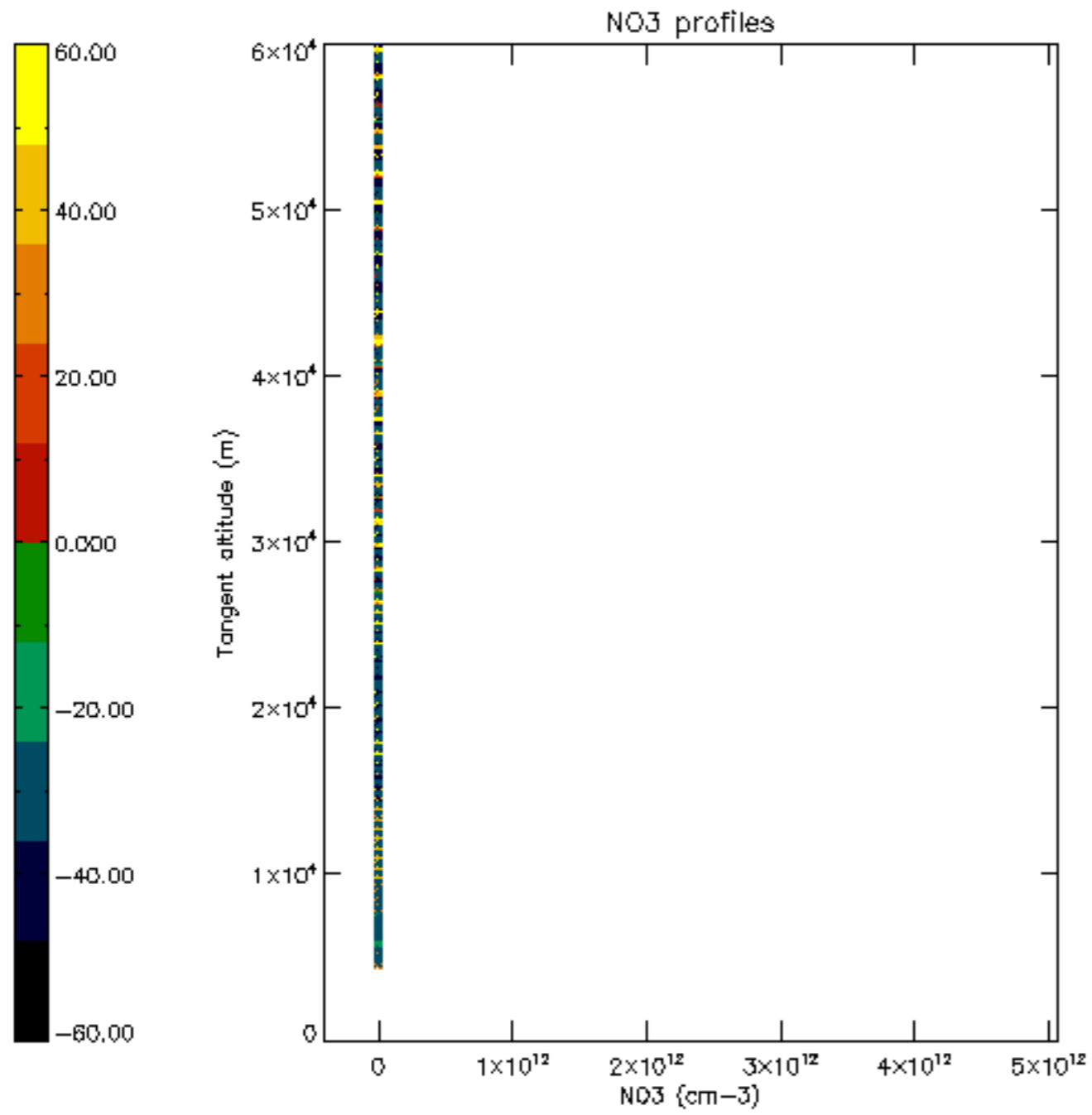


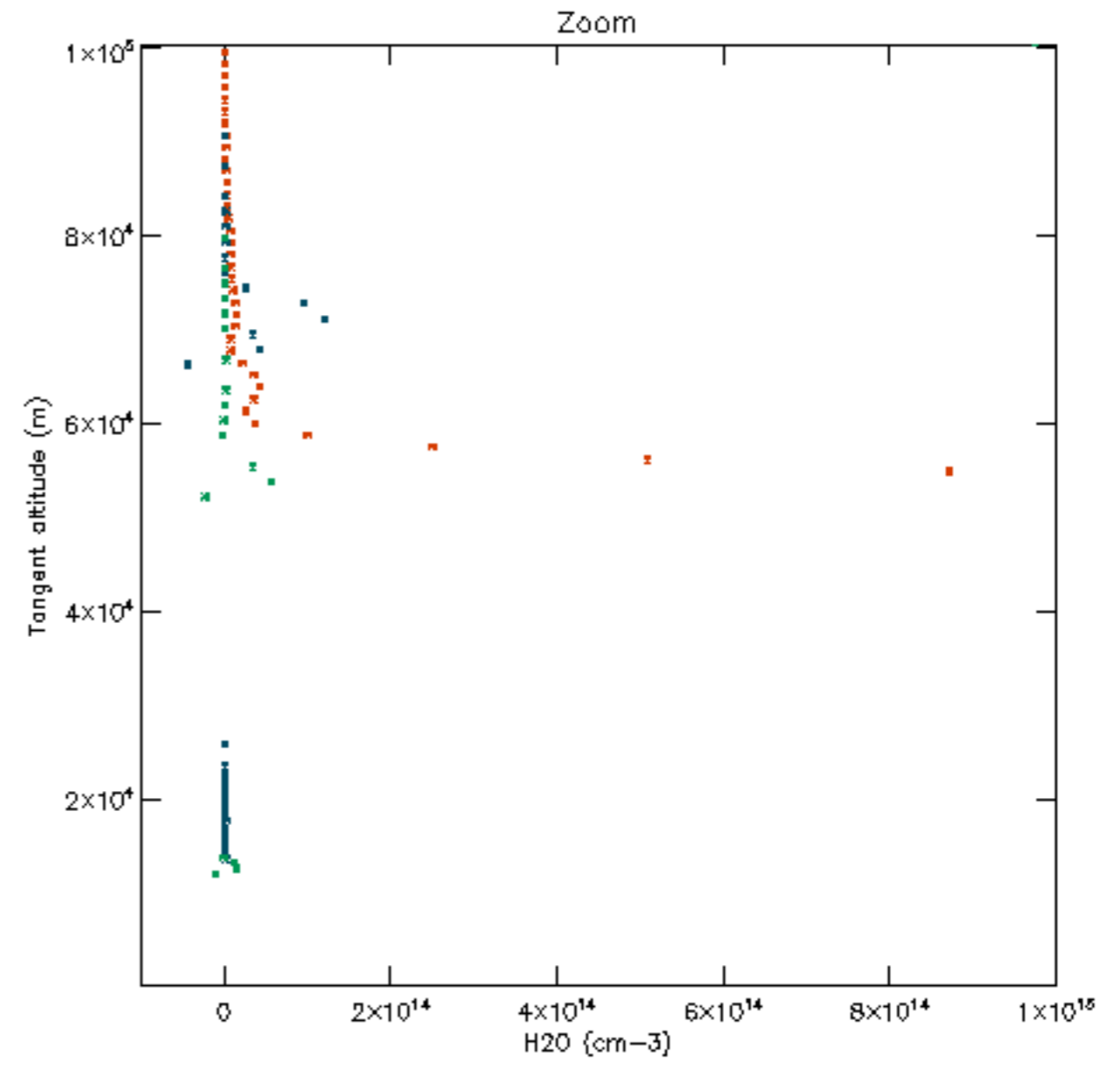
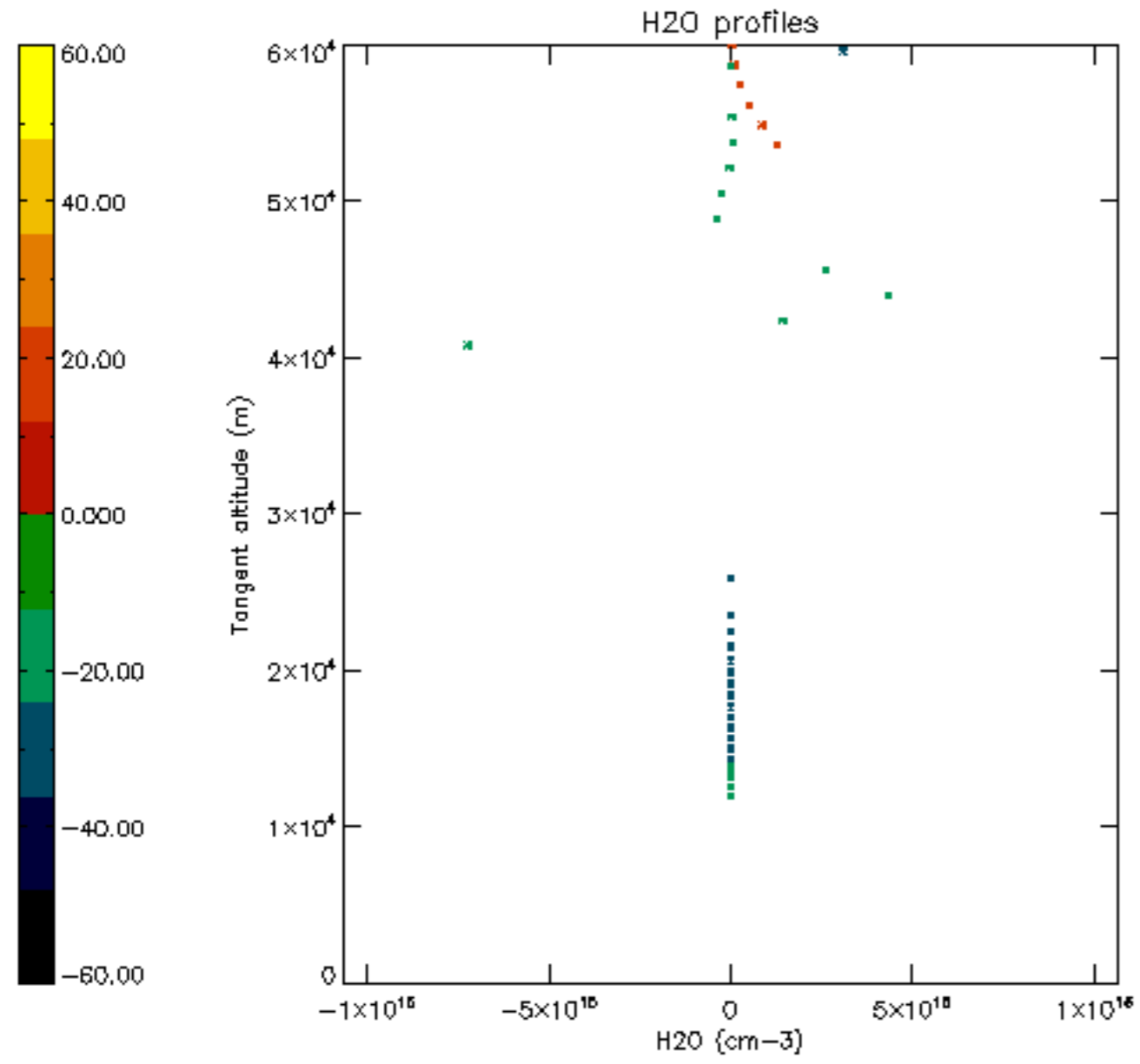


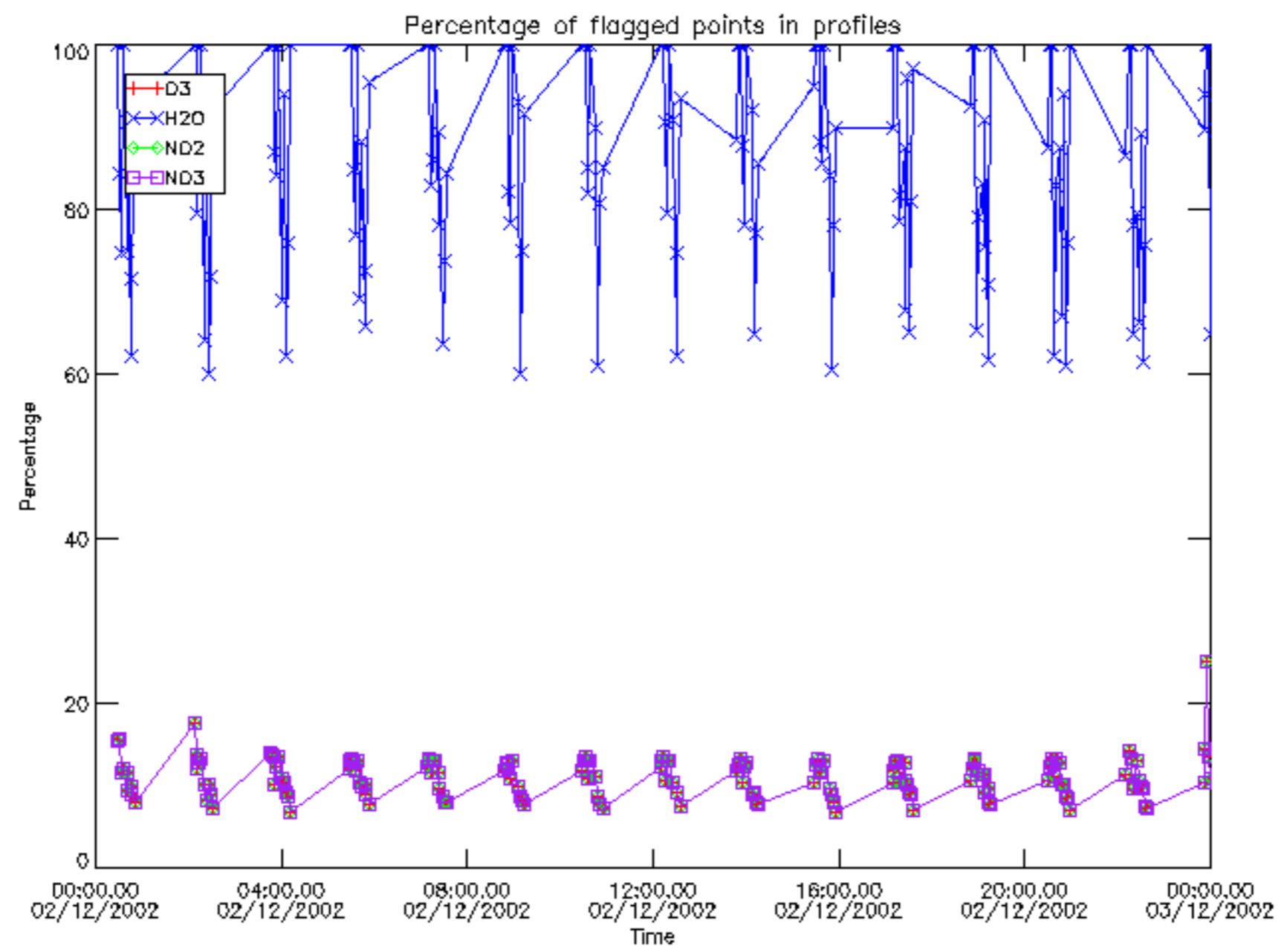




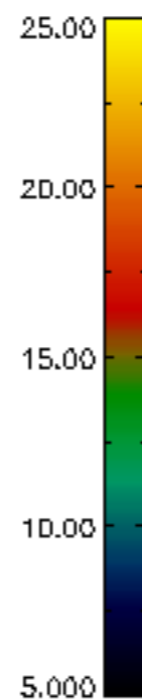
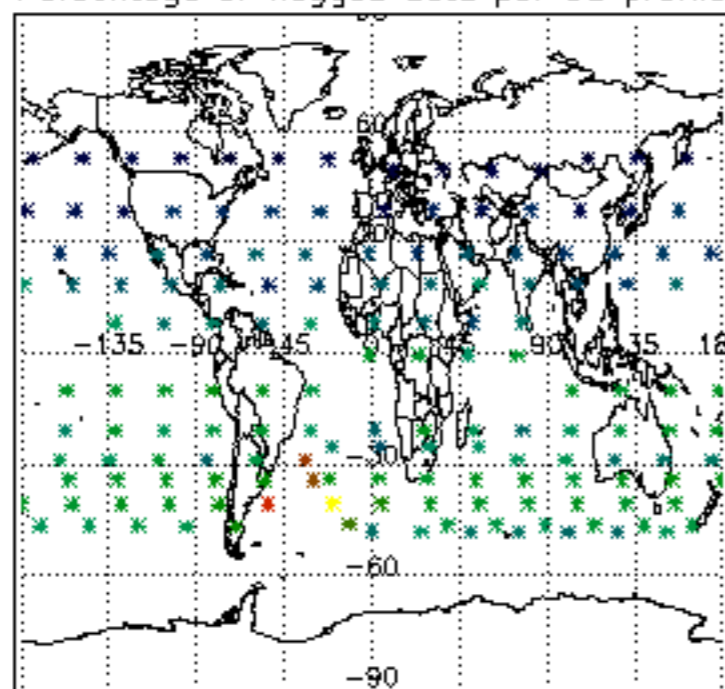




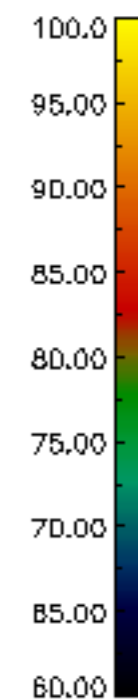
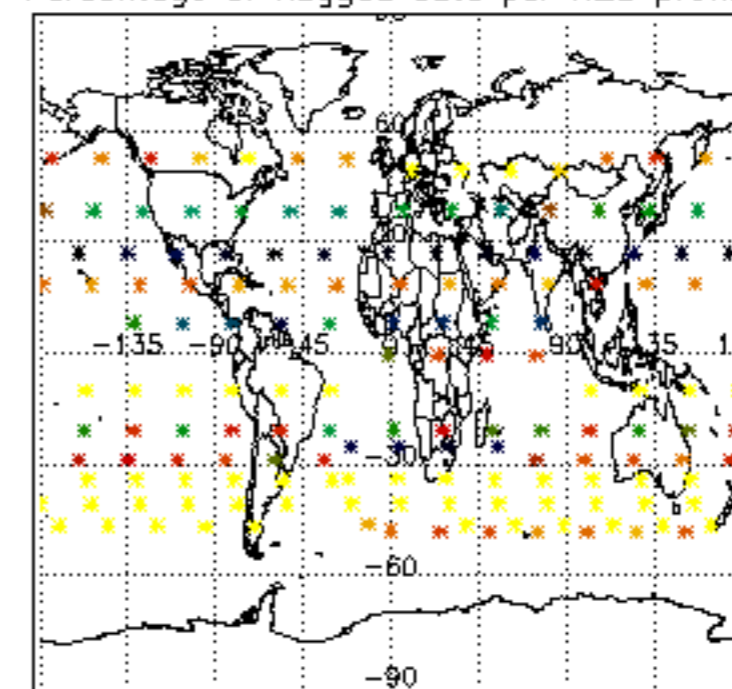




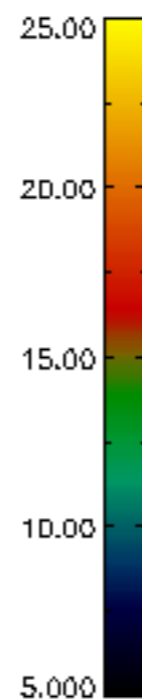
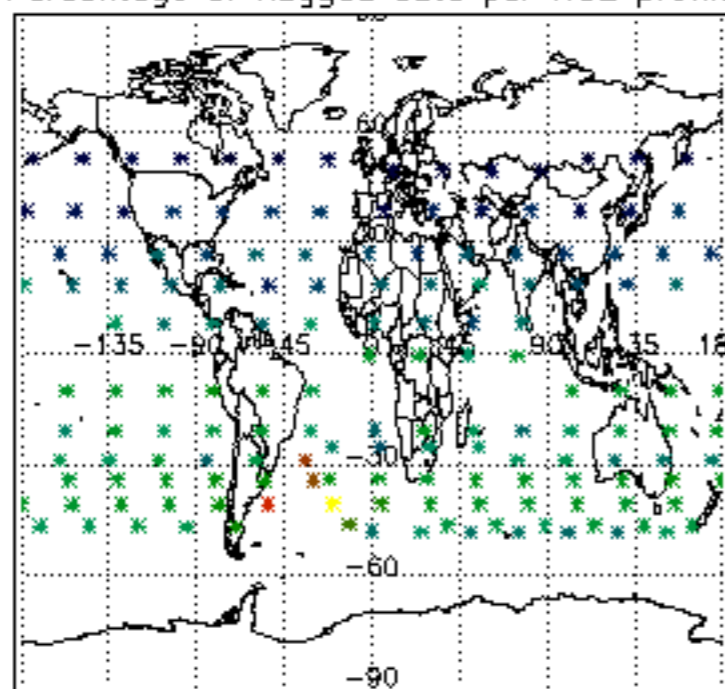
Percentage of flagged data per D3 profile



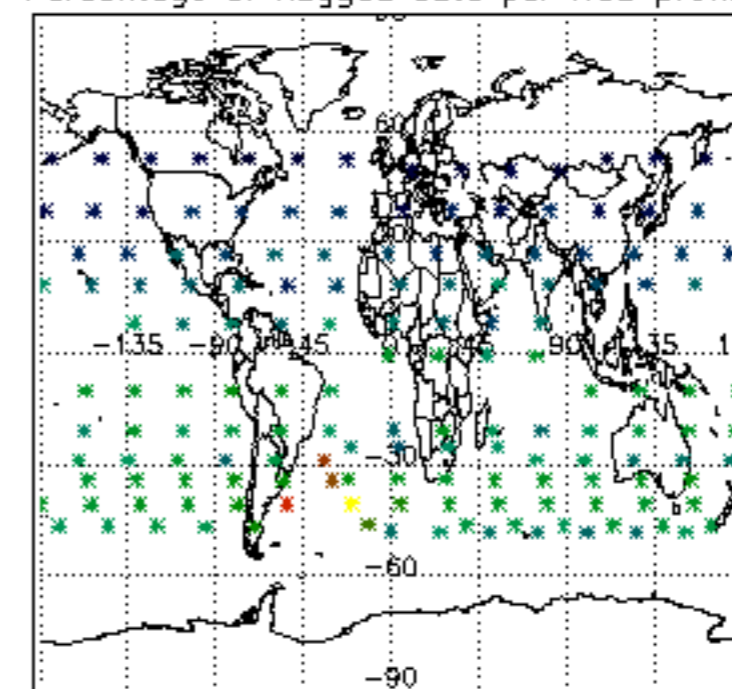
Percentage of flagged data per H2O profile

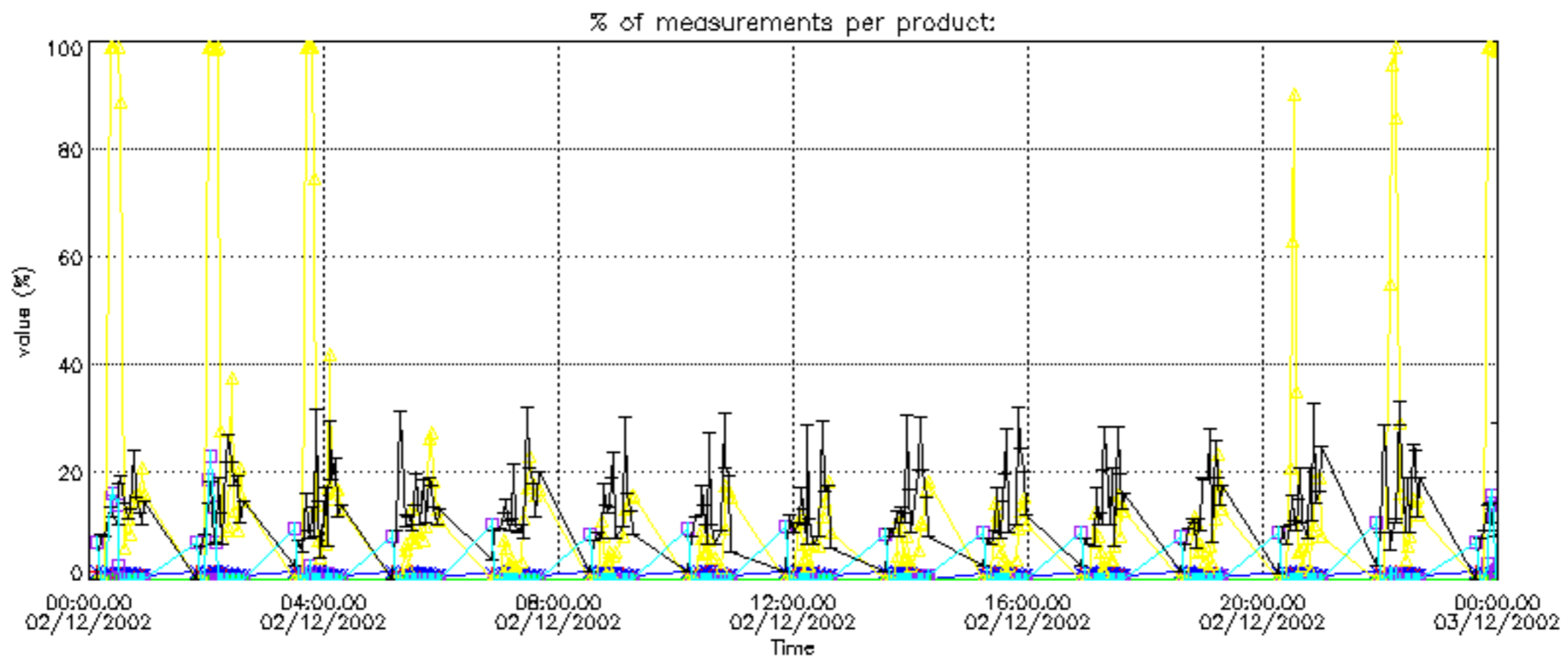
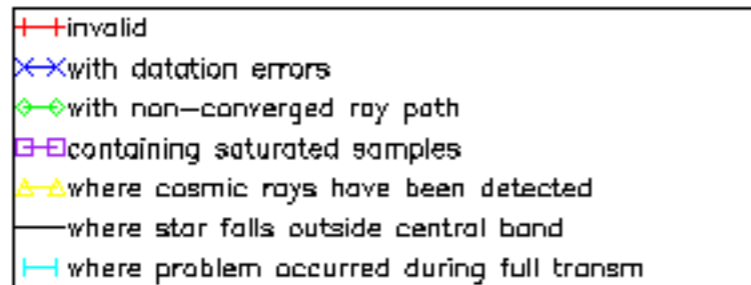


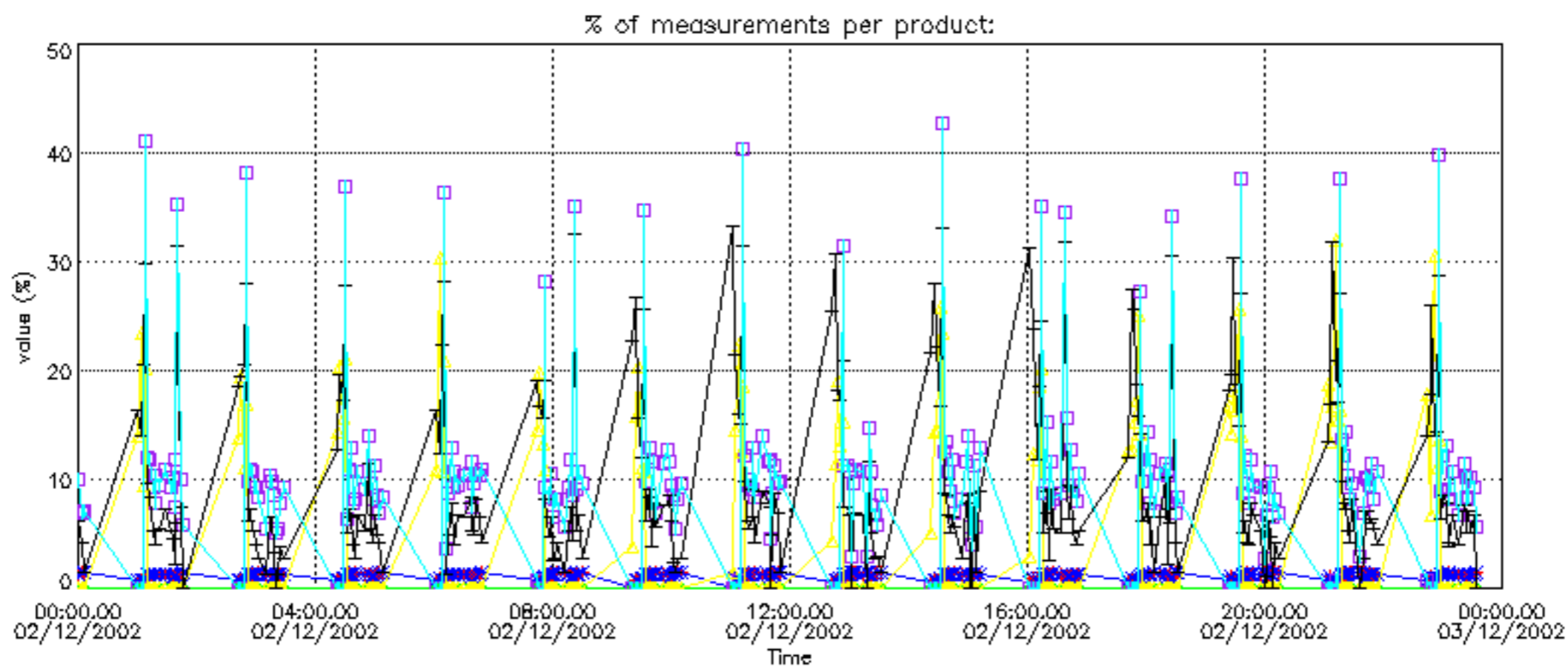
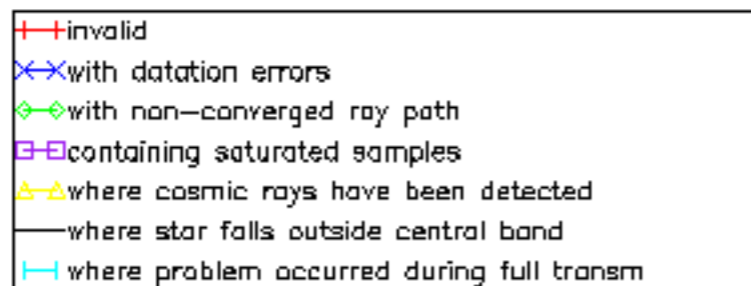
Percentage of flagged data per NO2 profile



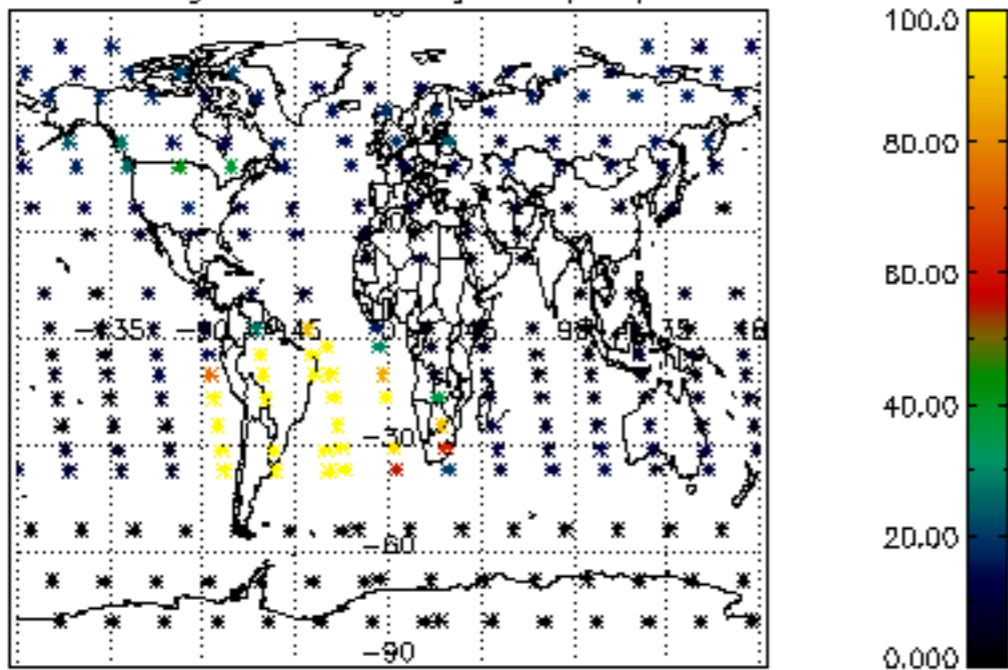
Percentage of flagged data per NO3 profile



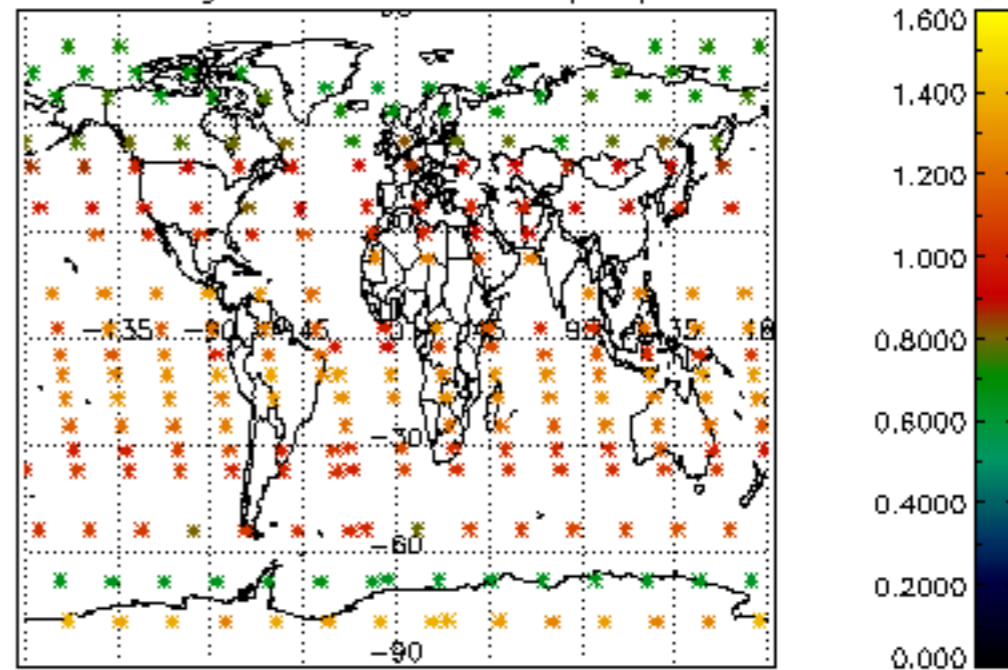




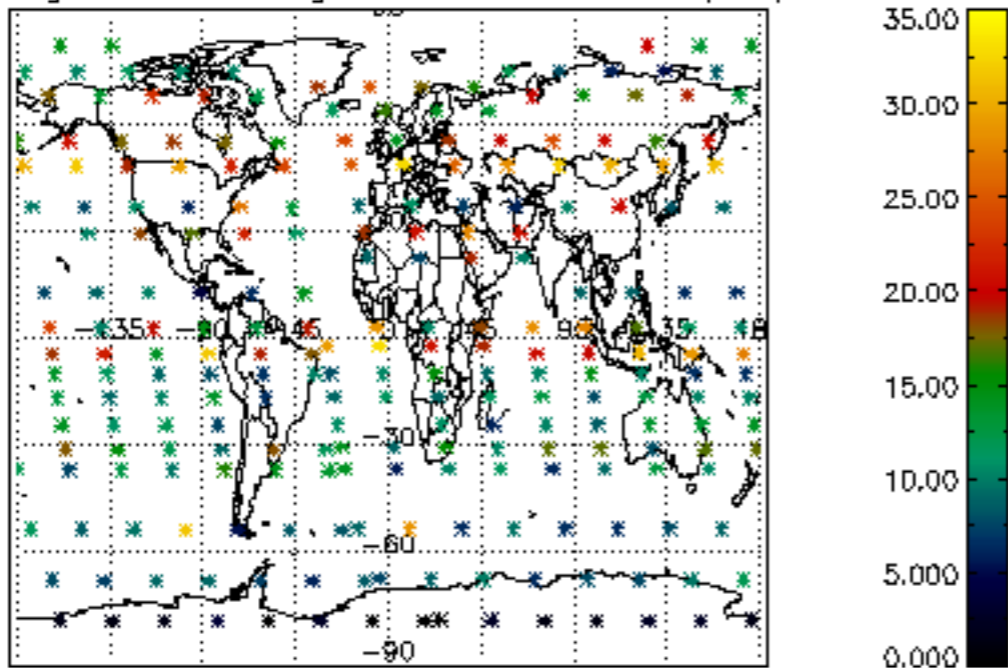
Percentage of cosmic ray hits per profile



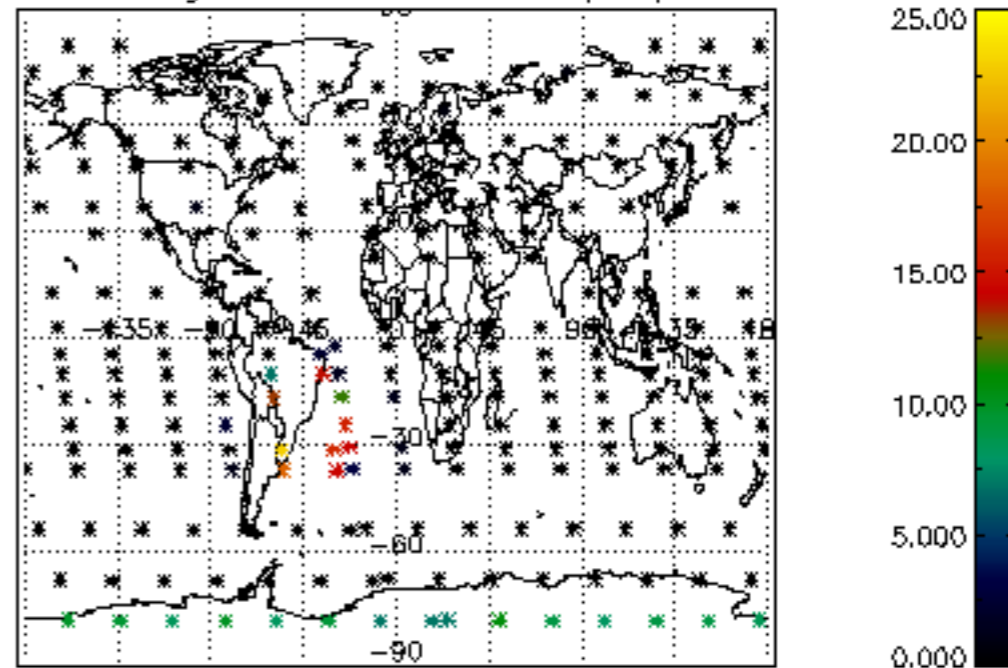
Percentage of datation errors per profile



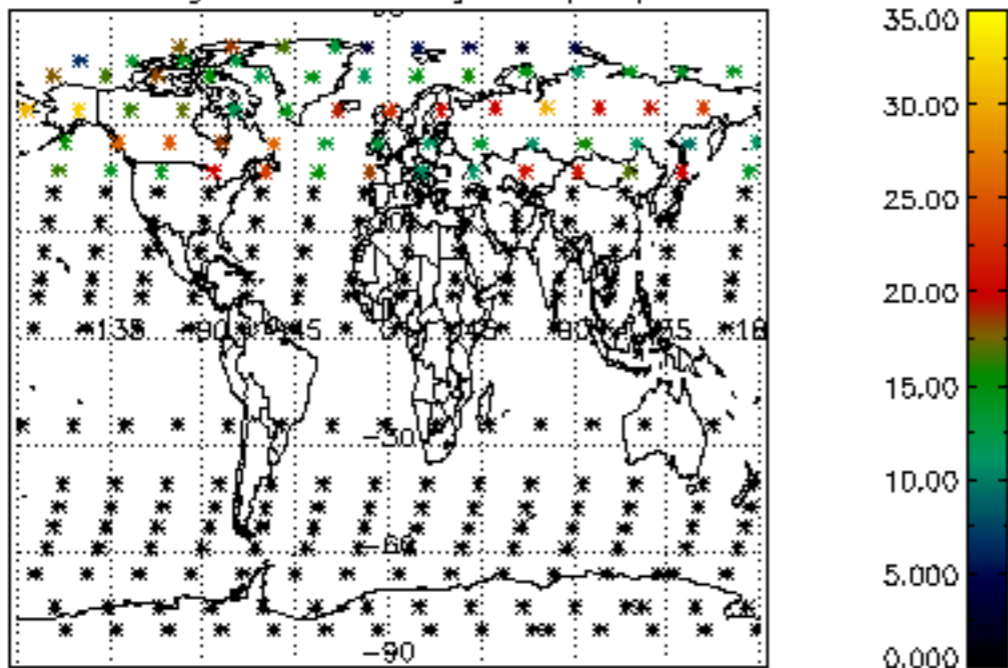
Percentage of star falling outside central band per profile



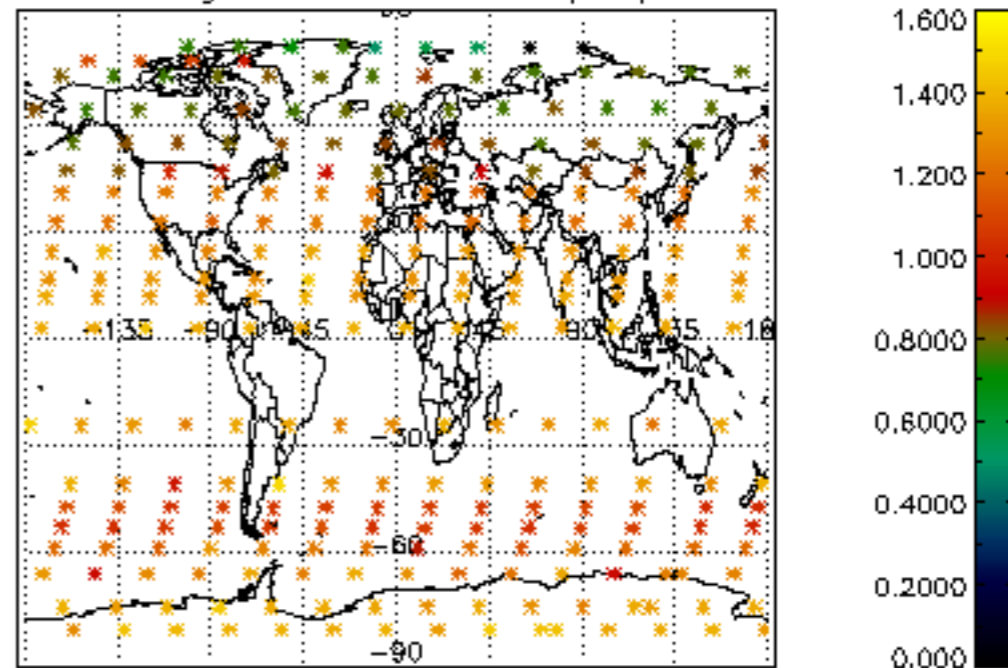
Percentage of saturation errors per profile



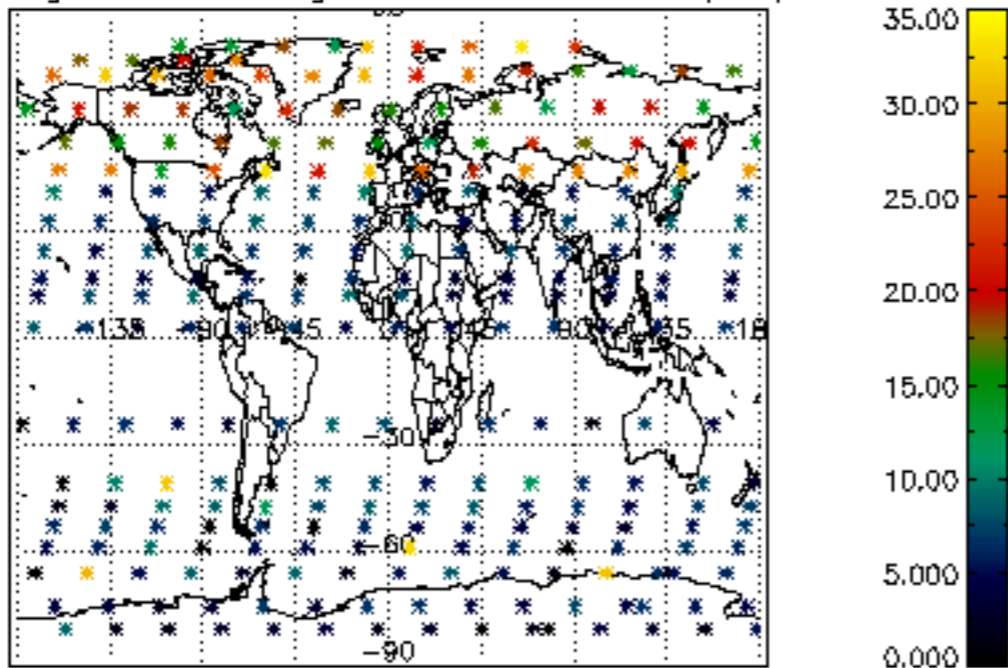
Percentage of cosmic ray hits per profile



Percentage of datation errors per profile



Percentage of star falling outside central band per profile



Percentage of saturation errors per profile

