

GOMOS Level 2 Daily Report

SUMMARY

[1. General Info](#)

[2. Summary of processed GOM_NL_2P products](#)

[3. Level 2 Quality information per product](#)

[3.1 Plot of level 2 quality information per product \(time dependant\)](#)

[3.2 Plot of level 2 quality information per product \(world map\)](#)

[4. Level 1 Quality information per product \(stored on level 2 products\)](#)

[4.1 Plot of level 1 quality information per product \(time dependant\)](#)

[4.1.1 Plot of level 1 quality information per product \(time dependant\): ASCENDING](#)

[4.1.2 Plot of level 1 quality information per product \(time dependant\): DESCENDING](#)

[4.2 Plot of level 1 quality information per product \(world map\)](#)

[4.2.1 Plot of level 1 quality information per product \(world map\): ASCENDING](#)

[4.2.2 Plot of level 1 quality information per product \(world map\): DESCENDING](#)

[5. Ozone profiles based on quality statistics and other trace gas profiles](#)

[5.1 Ozone statistics based on quality of products](#)

[5.2 Plot ozone profiles for all STD \(dark without errors\)](#)

[5.3 Plot ozone profiles where STD < 20% \(dark without errors\)](#)

[5.4. Plot ozone profiles where STD < 10% \(dark without errors\)](#)

[5.5. Plot ozone profiles where STD < 5% \(dark without errors\)](#)

[5.6 Plot NO2 profiles for all STD \(dark without errors\)](#)

[5.7 Plot NO3 profiles for all STD \(dark without errors\)](#)

[5.8 Plot H2O profiles \(only for occultations of stars 1,2,3,4,13,14,16,26,63 dark without errors\) for all STD](#)

[6. Auxiliary Data Files used for the production reported in section 2](#)

This report presents the daily analysis on parameters extracted from GOMOS level 2 data (GOM_NL__2P). It is intended to monitor some important parameters that will impact the quality of these products. A list of level 2 products (and content) that have arrived during the reporting day to the PCF is also given.

Item	Value
Time of report generation	17APR2013 20:44:35
Data source version	GOMOS/6.01
Start time of products	01-12-2002 (01DEC2002 00:00:00)
Stop time of products	02-12-2002 (02DEC2002 00:00:00)
Store outputs in DB	Yes
Nb of level 2 prods	509
Nb of prods with errors	0

2. Summary of processed GOM_NL__2P products.

Nr	Filename	UTC Start time	Limb	Duration	Star Id	Star Name	Star Mag	Star Temp	Nb Meas	Orbit	Prod. error
1	GOM_NL__2PRFIN20021201_000005_00000562011_00374_03935_1889.N1	01-DEC-2002 00:00:05	Bright	56.000	13	87Alp Tau	0.86700	3800.0	112	3935	No
2	GOM_NL__2PRFIN20021201_000140_000000412011_00374_03935_1890.N1	01-DEC-2002 00:01:40	Bright	40.500	146	25Eta Tau	2.8730	15200.	81	3935	No
3	GOM_NL__2PRFIN20021201_000403_000000402011_00374_03935_1891.N1	01-DEC-2002 00:04:03	Bright	39.500	150	44Zet Per	2.8900	28000.	79	3935	No
4	GOM_NL__2PRFIN20021201_000617_000000392011_00374_03935_1892.N1	01-DEC-2002 00:06:17	Bright	38.500	79	26Bet Per	2.3100	13100.	77	3935	No
5	GOM_NL__2PRFIN20021201_000827_000000412011_00374_03935_1893.N1	01-DEC-2002 00:08:27	Bright	41.000	175	39Del Per	3.0100	19400.	82	3935	No
6	GOM_NL__2PRFIN20021201_000947_000000402011_00374_03935_1894.N1	01-DEC-2002 00:09:47	Bright	40.000	160	23Gam Per	2.9300	4700.0	80	3935	No
7	GOM_NL__2PRFIN20021201_001210_000000362011_00374_03935_1895.N1	01-DEC-2002 00:12:10	Bright	36.000	110	37Del Cas	2.6780	8900.0	72	3935	No
8	GOM_NL__2PRFIN20021201_001953_000000372011_00374_03935_1896.N1	01-DEC-2002 00:19:53	Bright	36.500	49	1Alp UMi	1.9900	6300.0	73	3935	No
9	GOM_NL__2PRFIN20021201_002432_000000402011_00374_03935_1897.N1	01-DEC-2002 00:24:32	Bright	40.000	60	7Bet UMi	2.0810	3950.0	80	3935	No
10	GOM_NL__2PRFIN20021201_002633_000000472011_00374_03935_1898.N1	01-DEC-2002 00:26:33	Bright	46.500	36	50Alp UMa	1.8000	6300.0	93	3935	No
11	GOM_NL__2PRFIN20021201_002810_000000472011_00374_03935_1899.N1	01-DEC-2002 00:28:10	Bright	46.500	82	48Bet UMa	2.3650	10600.	93	3935	No
12	GOM_NL__2PRFIN20021201_002946_000000392011_00374_03935_1900.N1	01-DEC-2002 00:29:46	Bright	39.000	32	77Eps UMa	1.7630	11000.	78	3935	No
13	GOM_NL__2PRFIN20021201_003147_000000422011_00374_03935_1901.N1	01-DEC-2002 00:31:47	Bright	42.000	39	85Eta UMa	1.8540	24000.	84	3935	No
14	GOM_NL__2PRFIN20021201_003445_000000372011_00374_03935_1902.N1	01-DEC-2002 00:34:45	Bright	36.500	180	27Gam Boo	3.0400	8000.0	73	3935	No
15	GOM_NL__2PRFIN20021201_003745_000000362011_00374_03935_1903.N1	01-DEC-2002 00:37:45	Bright	36.000	83		2.3780	11000.	72	3935	No
16	GOM_NL__2PRFIN20021201_004015_000000372011_00374_03935_1904.N1	01-DEC-2002 00:40:15	Bright	36.500	3	16Alp Boo	-0.050000	4250.0	73	3935	No
17	GOM_NL__2PRFIN20021201_004351_000000722011_00374_03935_1905.N1	01-DEC-2002 00:43:51	Bright	71.500	96	68Del Leo	2.5600	9300.0	143	3935	No
18	GOM_NL__2PRFIN20021201_004809_000000462011_00374_03935_1906.N1	01-DEC-2002 00:48:09	Bright	46.000	121	29Gam Vir	2.7400	7200.0	92	3935	No
19	GOM_NL__2PRFIN20021201_004935_000000442011_00374_03935_1907.N1	01-DEC-2002 00:49:35	Bright	44.000	15	67Alp Vir	0.97600	28000.	88	3935	No
20	GOM_NL__2PRFIN20021201_005253_000000492011_00374_03935_1908.N1	01-DEC-2002 00:52:53	Twilight	48.500	163	7Del Crv	2.9450	11000.	97	3935	No
21	GOM_NL__2PRFIN20021201_005431_000000522011_00374_03935_1909.N1	01-DEC-2002 00:54:31	Twilight	52.000	106	9Bet Crv	2.6480	5600.0	104	3935	No
22	GOM_NL__2PRFIN20021201_010035_000000402011_00374_03935_1910.N1	01-DEC-2002 01:00:35	Dark	39.500	77	Eps Cen	2.3030	28000.	79	3935	No
23	GOM_NL__2PRFIN20021201_010214_000000492011_00374_03935_1911.N1	01-DEC-2002 01:02:14	Dark	49.000	10	Bet Cen	0.61000	28000.	98	3935	No
24	GOM_NL__2PRFIN20021201_010410_000000452011_00375_03936_1636.N1	01-DEC-2002 01:04:10	Dark	45.000	12	Alp1Cru	0.77500	30000.	90	3936	No
25	GOM_NL__2PRFIN20021201_010652_000000392011_00375_03936_1637.N1	01-DEC-2002 01:06:52	Dark	38.500	124	The Car	2.7640	30000.	77	3936	No
26	GOM_NL__2PRFIN20021201_011131_000000432011_00375_03936_1638.N1	01-DEC-2002 01:11:31	Dark	43.000	41	Eps Car	1.8600	4100.0	86	3936	No
27	GOM_NL__2PRFIN20021201_011331_000000512011_00375_03936_1639.N1	01-DEC-2002 01:13:31	Dark	50.500	34	Gam2Vel	1.7930	23000.	101	3936	No
28	GOM_NL__2PRFIN20021201_011654_000000482011_00375_03936_1640.N1	01-DEC-2002 01:16:54	Dark	48.000	2	Alp Car	-0.73600	7000.0	96	3936	No
29	GOM_NL__2PRFIN20021201_011845_000000622011_00375_03936_1641.N1	01-DEC-2002 01:18:45	Dark	62.000	117	Pi Pup	2.7060	3800.0	124	3936	No
30	GOM_NL__2PRFIN20021201_012233_000000712011_00375_03936_1642.N1	01-DEC-2002 01:22:33	Dark	70.500	23	21Eps CMa	1.5020	26000.	141	3936	No
31	GOM_NL__2PRFIN20021201_012443_000000752011_00375_03936_1643.N1	01-DEC-2002 01:24:43	Straylight	74.500	179	24Omi2CMa	3.0320	24000.	149	3936	No
32	GOM_NL__2PRFIN20021201_012832_000000702011_00375_03936_1644.N1	01-DEC-2002 01:28:32	Straylight	70.000	47	2Bet CMa	1.9760	28000.	140	3936	No
33	GOM_NL__2PRFIN20021201_013219_000000622011_00375_03936_1645.N1	01-DEC-2002 01:32:19	Straylight	61.500	56	53Kap Ori	2.0650	30000.	123	3936	No
34	GOM_NL__2PRFIN20021201_013543_000000662011_00375_03936_1646.N1	01-DEC-2002 01:35:43	Twilight	65.500	30	46Eps Ori	1.6940	30000.	131	3936	No
35	GOM_NL__2PRFIN20021201_013827_000000612011_00375_03936_1647.N1	01-DEC-2002 01:38:27	Twilight	61.000	27	24Gam Ori	1.6360	26000.	122	3936	No
36	GOM_NL__2PRFIN20021201_014041_000000592011_00375_03936_1648.N1	01-DEC-2002 01:40:41	Bright	58.500	13	87Alp Tau	0.86700	3800.0	117	3936	No
37	GOM_NL__2PRFIN20021201_014216_000000402011_00375_03936_1649.N1	01-DEC-2002 01:42:16	Bright	40.000	146	25Eta Tau	2.8730	15200.	80	3936	No
38	GOM_NL__2PRFIN20021201_014439_000000402011_00375_03936_1650.N1	01-DEC-2002 01:44:39	Bright	39.500	150	44Zet Per	2.8900	28000.	79	3936	No
39	GOM_NL__2PRFIN20021201_014653_000000392011_00375_03936_1651.N1	01-DEC-2002 01:46:53	Bright	38.500	79	26Bet Per	2.3100	13100.	77	3936	No
40	GOM_NL__2PRFIN20021201_014906_000000382011_00375_03936_1652.N1	01-DEC-2002 01:49:06	Bright	38.000	175	39Del Per	3.0100	19400.	76	3936	No
41	GOM_NL__2PRFIN20021201_015026_000000382011_00375_03936_1653.N1	01-DEC-2002 01:50:26	Bright	37.500	160	23Gam Per	2.9300	4700.0	75	3936	No
42	GOM_NL__2PRFIN20021201_015246_000000372011_00375_03936_1654.N1	01-DEC-2002 01:52:46	Bright	37.000	110	37Del Cas	2.6780	8900.0	74	3936	No

43	GOM_NL__2PRFIN20021201_020029_000000382011_00375_03936_1655.N1	01-DEC-2002 02:00:29	Bright	37.500	49	1Alp UMi	1.9900	6300.0	75	3936	No
44	GOM_NL__2PRFIN20021201_020509_000000392011_00375_03936_1656.N1	01-DEC-2002 02:05:09	Bright	38.500	60	7Bet UMi	2.0810	3950.0	77	3936	No
45	GOM_NL__2PRFIN20021201_020709_000000462011_00375_03936_1657.N1	01-DEC-2002 02:07:09	Bright	46.000	36	50Alp UMa	1.8000	6300.0	92	3936	No
46	GOM_NL__2PRFIN20021201_020846_000000482011_00375_03936_1658.N1	01-DEC-2002 02:08:46	Bright	47.500	82	48Bet UMa	2.3650	10600.	95	3936	No
47	GOM_NL__2PRFIN20021201_021020_000000442011_00375_03936_1659.N1	01-DEC-2002 02:10:20	Bright	43.500	32	77Eps UMa	1.7630	11000.	87	3936	No
48	GOM_NL__2PRFIN20021201_021223_000000412011_00375_03936_1660.N1	01-DEC-2002 02:12:23	Bright	41.000	39	85Eta UMa	1.8540	24000.	82	3936	No
49	GOM_NL__2PRFIN20021201_021519_000000472011_00375_03936_1661.N1	01-DEC-2002 02:15:19	Bright	46.500	180	27Gam Boo	3.0400	8000.0	93	3936	No
50	GOM_NL__2PRFIN20021201_021821_000000342011_00375_03936_1662.N1	01-DEC-2002 02:18:21	Bright	34.000	83		2.3780	11000.	68	3936	No
51	GOM_NL__2PRFIN20021201_022052_000000372011_00375_03936_1663.N1	01-DEC-2002 02:20:52	Bright	36.500	3	16Alp Boo	-0.050000	4250.0	73	3936	No
52	GOM_NL__2PRFIN20021201_022428_000000722011_00375_03936_1664.N1	01-DEC-2002 02:24:28	Bright	71.500	96	68Del Leo	2.5600	9300.0	143	3936	No
53	GOM_NL__2PRFIN20021201_022846_000000472011_00375_03936_1665.N1	01-DEC-2002 02:28:46	Bright	46.500	121	29Gam Vir	2.7400	7200.0	93	3936	No
54	GOM_NL__2PRFIN20021201_023013_000000402011_00375_03936_1666.N1	01-DEC-2002 02:30:13	Bright	40.000	15	67Alp Vir	0.97600	28000.	80	3936	No
55	GOM_NL__2PRFIN20021201_023508_000000512011_00375_03936_1667.N1	01-DEC-2002 02:35:08	Twilight	51.000	106	9Bet Crv	2.6480	5600.0	102	3936	No
56	GOM_NL__2PRFIN20021201_023709_000000412011_00375_03936_1668.N1	01-DEC-2002 02:37:09	Dark	40.500	123	1ot Cen	2.7500	10200.	81	3936	No
57	GOM_NL__2PRFIN20021201_024111_000000372011_00375_03936_1669.N1	01-DEC-2002 02:41:11	Dark	37.000	77	Eps Cen	2.3030	28000.	74	3936	No
58	GOM_NL__2PRFIN20021201_024250_000000492011_00375_03936_1670.N1	01-DEC-2002 02:42:50	Dark	48.500	10	Bet Cen	0.61000	28000.	97	3936	No
59	GOM_NL__2PRFIN20021201_024446_000000392011_00376_03937_1613.N1	01-DEC-2002 02:44:46	Dark	38.500	12	Alp1Cru	0.77500	30000.	77	3937	No
60	GOM_NL__2PRFIN20021201_024729_000000392011_00376_03937_1614.N1	01-DEC-2002 02:47:29	Dark	38.500	124	The Car	2.7640	30000.	77	3937	No
61	GOM_NL__2PRFIN20021201_025208_000000542011_00376_03937_1615.N1	01-DEC-2002 02:52:08	Dark	53.500	41	Eps Car	1.8600	4100.0	107	3937	No
62	GOM_NL__2PRFIN20021201_025408_000000512011_00376_03937_1616.N1	01-DEC-2002 02:54:08	Dark	51.000	34	Gam2Vel	1.7930	23000.	102	3937	No
63	GOM_NL__2PRFIN20021201_025730_000000482011_00376_03937_1617.N1	01-DEC-2002 02:57:30	Dark	47.500	2	Alp Car	-0.73600	7000.0	95	3937	No
64	GOM_NL__2PRFIN20021201_025922_000000612011_00376_03937_1618.N1	01-DEC-2002 02:59:22	Dark	61.000	117	Pi Pup	2.7060	3800.0	122	3937	No
65	GOM_NL__2PRFIN20021201_030310_000000672011_00376_03937_1619.N1	01-DEC-2002 03:03:10	Dark	67.000	23	21Eps CMa	1.5020	26000.	134	3937	No
66	GOM_NL__2PRFIN20021201_030520_000000752011_00376_03937_1620.N1	01-DEC-2002 03:05:20	Straylight	74.500	179	24Omi2CMa	3.0320	24000.	149	3937	No
67	GOM_NL__2PRFIN20021201_030908_000000682011_00376_03937_1621.N1	01-DEC-2002 03:09:08	Straylight	67.500	47	2Bet CMa	1.9760	28000.	135	3937	No
68	GOM_NL__2PRFIN20021201_031255_000000662011_00376_03937_1622.N1	01-DEC-2002 03:12:55	Straylight	65.500	56	53Kap Ori	2.0650	30000.	131	3937	No
69	GOM_NL__2PRFIN20021201_031618_000000642011_00376_03937_1623.N1	01-DEC-2002 03:16:18	Tw_and_stray	64.000	30	46Eps Ori	1.6940	30000.	128	3937	No
70	GOM_NL__2PRFIN20021201_031902_000000642011_00376_03937_1624.N1	01-DEC-2002 03:19:02	Tw_and_stray	64.000	27	24Gam Ori	1.6360	26000.	128	3937	No
71	GOM_NL__2PRFIN20021201_032117_000000562011_00376_03937_1625.N1	01-DEC-2002 03:21:17	Bright	55.500	13	87Alp Tau	0.86700	3800.0	111	3937	No
72	GOM_NL__2PRFIN20021201_032253_000000422011_00376_03937_1626.N1	01-DEC-2002 03:22:53	Bright	41.500	146	25Eta Tau	2.8730	15200.	83	3937	No
73	GOM_NL__2PRFIN20021201_032515_000000412011_00376_03937_1627.N1	01-DEC-2002 03:25:15	Bright	40.500	150	44Zet Per	2.8900	28000.	81	3937	No
74	GOM_NL__2PRFIN20021201_032729_000000392011_00376_03937_1628.N1	01-DEC-2002 03:27:29	Bright	38.500	79	26Bet Per	2.3100	13100.	77	3937	No
75	GOM_NL__2PRFIN20021201_032941_000000392011_00376_03937_1629.N1	01-DEC-2002 03:29:41	Bright	38.500	175	39Del Per	3.0100	19400.	77	3937	No
76	GOM_NL__2PRFIN20021201_033102_000000392011_00376_03937_1630.N1	01-DEC-2002 03:31:02	Bright	38.500	160	23Gam Per	2.9300	4700.0	77	3937	No
77	GOM_NL__2PRFIN20021201_033322_000000362011_00376_03937_1631.N1	01-DEC-2002 03:33:22	Bright	35.500	110	37Del Cas	2.6780	8900.0	71	3937	No
78	GOM_NL__2PRFIN20021201_034105_000000382011_00376_03937_1632.N1	01-DEC-2002 03:41:05	Bright	38.000	49	1Alp UMi	1.9900	6300.0	76	3937	No
79	GOM_NL__2PRFIN20021201_034545_000000392011_00376_03937_1633.N1	01-DEC-2002 03:45:45	Bright	38.500	60	7Bet UMi	2.0810	3950.0	77	3937	No
80	GOM_NL__2PRFIN20021201_034745_000000462011_00376_03937_1634.N1	01-DEC-2002 03:47:45	Bright	46.000	36	50Alp UMa	1.8000	6300.0	92	3937	No
81	GOM_NL__2PRFIN20021201_034921_000000452011_00376_03937_1635.N1	01-DEC-2002 03:49:21	Bright	44.500	82	48Bet UMa	2.3650	10600.	89	3937	No
82	GOM_NL__2PRFIN20021201_035058_000000422011_00376_03937_1636.N1	01-DEC-2002 03:50:58	Bright	42.000	32	77Eps UMa	1.7630	11000.	84	3937	No
83	GOM_NL__2PRFIN20021201_035302_000000392011_00376_03937_1637.N1	01-DEC-2002 03:53:02	Bright	38.500	39	85Eta UMa	1.8540	24000.	77	3937	No
84	GOM_NL__2PRFIN20021201_035556_000000372011_00376_03937_1638.N1	01-DEC-2002 03:55:56	Bright	36.500	180	27Gam Boo	3.0400	8000.0	73	3937	No
85	GOM_NL__2PRFIN20021201_035858_000000352011_00376_03937_1639.N1	01-DEC-2002 03:58:58	Bright	35.000	83		2.3780	11000.	70	3937	No
86	GOM_NL__2PRFIN20021201_040128_000000372011_00376_03937_1640.N1	01-DEC-2002 04:01:28	Bright	37.000	3	16Alp Boo	-0.050000	4250.0	74	3937	No
87	GOM_NL__2PRFIN20021201_040505_000000722011_00376_03937_1641.N1	01-DEC-2002 04:05:05	Bright	71.500	96	68Del Leo	2.5600	9300.0	143	3937	No
88	GOM_NL__2PRFIN20021201_040923_000000622011_00376_03937_1642.N1	01-DEC-2002 04:09:23	Bright	62.000	121	29Gam Vir	2.7400	7200.0	124	3937	No
89	GOM_NL__2PRFIN20021201_041050_000000452011_00376_03937_1643.N1	01-DEC-2002 04:10:50	Bright	44.500	15	67Alp Vir	0.97600	28000.	89	3937	No
90	GOM_NL__2PRFIN20021201_041408_000000452011_00376_03937_1644.N1	01-DEC-2002 04:14:08	Tw_and_stray	45.000	163	7Del Crv	2.9450	11000.	90	3937	No
91	GOM_NL__2PRFIN20021201_041545_000000452011_00376_03937_1645.N1	01-DEC-2002 04:15:45	Twilight	45.000	106	9Bet Crv	2.6480	5600.0	90	3937	No
92	GOM_NL__2PRFIN20021201_041746_000000412011_00376_03937_1646.N1	01-DEC-2002 04:17:46	Dark	41.000	123	1ot Cen	2.7500	10200.	82	3937	No
93	GOM_NL__2PRFIN20021201_042148_000000422011_00376_03937_1647.N1	01-DEC-2002 04:21:48	Dark	42.000	77	Eps Cen	2.3030	28000.	84	3937	No
94	GOM_NL__2PRFIN20021201_042326_000000482011_00376_03937_1648.N1	01-DEC-2002 04:23:26	Dark	48.000	10	Bet Cen	0.61000	28000.	96	3937	No
95	GOM_NL__2PRFIN20021201_042522_000000412011_00377_03938_1614.N1	01-DEC-2002 04:25:22	Dark	41.000	12	Alp1Cru	0.77500	30000.	82	3938	No
96	GOM_NL__2PRFIN20021201_042805_000000412011_00377_03938_1615.N1	01-DEC-2002 04:28:05	Dark	40.500	124	The Car	2.7640	30000.	81	3938	No
97	GOM_NL__2PRFIN20021201_043245_000000582011_00377_03938_1616.N1	01-DEC-2002 04:32:45	Dark	57.500	41	Eps Car	1.8600	4100.0	115	3938	No
98	GOM_NL__2PRFIN20021201_043444_000000552011_00377_03938_1617.N1	01-DEC-2002 04:34:44	Dark	55.000	34	Gam2Vel	1.7930	23000.	110	3938	No
99	GOM_NL__2PRFIN20021201_043806_000000522011_00377_03938_1618.N1	01-DEC-2002 04:38:06	Dark	52.000	2	Alp Car	-0.73600	7000.0	104	3938	No
100	GOM_NL__2PRFIN20021201_043959_000000672011_00377_03938_1619.N1	01-DEC-2002 04:39:59	Dark	66.500	117	Pi Pup	2.7060	3800.0	133	3938	No
101	GOM_NL__2PRFIN20021201_044347_000000702011_00377_03938_1620.N1	01-DEC-2002 04:43:47	Dark	70.000	23	21Eps CMa	1.5020	26000.	140	3938	No

102	GOM_NL__2PRFIN20021201_044556_000000752011_00377_03938_1621.N1	01-DEC-2002 04:45:56	Straylight	75.000	179	24Omi2CMa	3.0320	24000.	150	3938	No
103	GOM_NL__2PRFIN20021201_044944_000000702011_00377_03938_1622.N1	01-DEC-2002 04:49:44	Straylight	69.500	47	2Bet CMa	1.9760	28000.	139	3938	No
104	GOM_NL__2PRFIN20021201_045330_000000652011_00377_03938_1623.N1	01-DEC-2002 04:53:30	Straylight	65.000	56	53Kap Ori	2.0650	30000.	130	3938	No
105	GOM_NL__2PRFIN20021201_045654_000000622011_00377_03938_1624.N1	01-DEC-2002 04:56:54	Tw_i_and_stray	62.000	30	46Eps Ori	1.6940	30000.	124	3938	No
106	GOM_NL__2PRFIN20021201_045937_000000622011_00377_03938_1625.N1	01-DEC-2002 04:59:37	Tw_i_and_stray	62.000	27	24Gam Ori	1.6360	26000.	124	3938	No
107	GOM_NL__2PRFIN20021201_050152_000000562011_00377_03938_1626.N1	01-DEC-2002 05:01:52	Bright	56.000	13	87Alp Tau	0.86700	3800.0	112	3938	No
108	GOM_NL__2PRFIN20021201_050329_000000392011_00377_03938_1627.N1	01-DEC-2002 05:03:29	Bright	39.000	146	25Eta Tau	2.8730	15200.	78	3938	No
109	GOM_NL__2PRFIN20021201_050551_000000412011_00377_03938_1628.N1	01-DEC-2002 05:05:51	Bright	41.000	150	44Zet Per	2.8900	28000.	82	3938	No
110	GOM_NL__2PRFIN20021201_050805_000000392011_00377_03938_1629.N1	01-DEC-2002 05:08:05	Bright	38.500	79	26Bet Per	2.3100	13100.	77	3938	No
111	GOM_NL__2PRFIN20021201_051017_000000392011_00377_03938_1630.N1	01-DEC-2002 05:10:17	Bright	38.500	175	39Del Per	3.0100	19400.	77	3938	No
112	GOM_NL__2PRFIN20021201_051137_000000392011_00377_03938_1631.N1	01-DEC-2002 05:11:37	Bright	38.500	160	23Gam Per	2.9300	4700.0	77	3938	No
113	GOM_NL__2PRFIN20021201_051358_000000352011_00377_03938_1632.N1	01-DEC-2002 05:13:58	Bright	35.000	110	37Del Cas	2.6780	8900.0	70	3938	No
114	GOM_NL__2PRFIN20021201_052142_000000382011_00377_03938_1633.N1	01-DEC-2002 05:21:42	Bright	38.000	49	1Alp UMi	1.9900	6300.0	76	3938	No
115	GOM_NL__2PRFIN20021201_052622_000000382011_00377_03938_1634.N1	01-DEC-2002 05:26:22	Bright	38.000	60	7Bet UMi	2.0810	3950.0	76	3938	No
116	GOM_NL__2PRFIN20021201_052821_000000462011_00377_03938_1635.N1	01-DEC-2002 05:28:21	Bright	46.000	36	50Alp UMa	1.8000	6300.0	92	3938	No
117	GOM_NL__2PRFIN20021201_052957_000000472011_00377_03938_1636.N1	01-DEC-2002 05:29:57	Bright	46.500	82	48Bet UMa	2.3650	10600.	93	3938	No
118	GOM_NL__2PRFIN20021201_053134_000000412011_00377_03938_1637.N1	01-DEC-2002 05:31:34	Bright	41.000	32	77Eps UMa	1.7630	11000.	82	3938	No
119	GOM_NL__2PRFIN20021201_053339_000000392011_00377_03938_1638.N1	01-DEC-2002 05:33:39	Bright	39.000	39	85Eta UMa	1.8540	24000.	78	3938	No
120	GOM_NL__2PRFIN20021201_053632_000000372011_00377_03938_1639.N1	01-DEC-2002 05:36:32	Bright	37.000	180	27Gam Boo	3.0400	8000.0	74	3938	No
121	GOM_NL__2PRFIN20021201_053934_000000362011_00377_03938_1640.N1	01-DEC-2002 05:39:34	Bright	35.500	83		2.3780	11000.	71	3938	No
122	GOM_NL__2PRFIN20021201_054205_000000372011_00377_03938_1641.N1	01-DEC-2002 05:42:05	Bright	36.500	3	16Alp Boo	-0.050000	4250.0	73	3938	No
123	GOM_NL__2PRFIN20021201_054542_000000762011_00377_03938_1642.N1	01-DEC-2002 05:45:42	Bright	75.500	96	68Del Leo	2.5600	9300.0	151	3938	No
124	GOM_NL__2PRFIN20021201_055000_000000622011_00377_03938_1643.N1	01-DEC-2002 05:50:00	Bright	62.000	121	29Gam Vir	2.7400	7200.0	124	3938	No
125	GOM_NL__2PRFIN20021201_055127_000000542011_00377_03938_1644.N1	01-DEC-2002 05:51:27	Bright	54.000	15	67Alp Vir	0.97600	28000.	108	3938	No
126	GOM_NL__2PRFIN20021201_055445_000000472011_00377_03938_1645.N1	01-DEC-2002 05:54:45	Tw_i_and_stray	47.000	163	7Del Crv	2.9450	11000.	94	3938	No
127	GOM_NL__2PRFIN20021201_055622_000000482011_00377_03938_1646.N1	01-DEC-2002 05:56:22	Twilight	47.500	106	9Bet Crv	2.6480	5600.0	95	3938	No
128	GOM_NL__2PRFIN20021201_055822_000000412011_00377_03938_1647.N1	01-DEC-2002 05:58:22	Dark	40.500	123	1ot Cen	2.7500	10200.	81	3938	No
129	GOM_NL__2PRFIN20021201_060224_000000402011_00377_03938_1648.N1	01-DEC-2002 06:02:24	Dark	39.500	77	Eps Cen	2.3030	28000.	79	3938	No
130	GOM_NL__2PRFIN20021201_060403_000000412011_00377_03938_1649.N1	01-DEC-2002 06:04:03	Dark	41.000	10	Bet Cen	0.61000	28000.	82	3938	No
131	GOM_NL__2PRFIN20021201_060559_000000412011_00378_03939_1614.N1	01-DEC-2002 06:05:59	Dark	40.500	12	Alp1Cru	0.77500	30000.	81	3939	No
132	GOM_NL__2PRFIN20021201_060841_000000392011_00378_03939_1615.N1	01-DEC-2002 06:08:41	Dark	38.500	124	The Car	2.7640	30000.	77	3939	No
133	GOM_NL__2PRFIN20021201_061322_000000432011_00378_03939_1616.N1	01-DEC-2002 06:13:22	Dark	43.000	41	Eps Car	1.8600	4100.0	86	3939	No
134	GOM_NL__2PRFIN20021201_061521_000000512011_00378_03939_1617.N1	01-DEC-2002 06:15:21	Dark	50.500	34	Gam2Vel	1.7930	23000.	101	3939	No
135	GOM_NL__2PRFIN20021201_061843_000000562011_00378_03939_1618.N1	01-DEC-2002 06:18:43	Dark	55.500	2	Alp Car	-0.73600	7000.0	111	3939	No
136	GOM_NL__2PRFIN20021201_062036_000000592011_00378_03939_1619.N1	01-DEC-2002 06:20:36	Dark	59.000	117	Pi Pup	2.7060	3800.0	118	3939	No
137	GOM_NL__2PRFIN20021201_062424_000000672011_00378_03939_1620.N1	01-DEC-2002 06:24:24	Dark	67.000	23	21Eps CMa	1.5020	26000.	134	3939	No
138	GOM_NL__2PRFIN20021201_062633_000000712011_00378_03939_1621.N1	01-DEC-2002 06:26:33	Straylight	70.500	179	24Omi2CMa	3.0320	24000.	141	3939	No
139	GOM_NL__2PRFIN20021201_063021_000000712011_00378_03939_1622.N1	01-DEC-2002 06:30:21	Straylight	70.500	47	2Bet CMa	1.9760	28000.	141	3939	No
140	GOM_NL__2PRFIN20021201_063406_000000662011_00378_03939_1623.N1	01-DEC-2002 06:34:06	Straylight	65.500	56	53Kap Ori	2.0650	30000.	131	3939	No
141	GOM_NL__2PRFIN20021201_063729_000000652011_00378_03939_1624.N1	01-DEC-2002 06:37:29	Tw_i_and_stray	65.000	30	46Eps Ori	1.6940	30000.	130	3939	No
142	GOM_NL__2PRFIN20021201_064013_000000622011_00378_03939_1625.N1	01-DEC-2002 06:40:13	Tw_i_and_stray	62.000	27	24Gam Ori	1.6360	26000.	124	3939	No
143	GOM_NL__2PRFIN20021201_064228_000000532011_00378_03939_1626.N1	01-DEC-2002 06:42:28	Bright	53.000	13	87Alp Tau	0.86700	3800.0	106	3939	No
144	GOM_NL__2PRFIN20021201_064404_000000412011_00378_03939_1627.N1	01-DEC-2002 06:44:04	Bright	40.500	146	25Eta Tau	2.8730	15200.	81	3939	No
145	GOM_NL__2PRFIN20021201_064627_000000412011_00378_03939_1628.N1	01-DEC-2002 06:46:27	Bright	41.000	150	44Zet Per	2.8900	28000.	82	3939	No
146	GOM_NL__2PRFIN20021201_064841_000000382011_00378_03939_1629.N1	01-DEC-2002 06:48:41	Bright	38.000	79	26Bet Per	2.3100	13100.	76	3939	No
147	GOM_NL__2PRFIN20021201_065054_000000372011_00378_03939_1630.N1	01-DEC-2002 06:50:54	Bright	37.000	175	39Del Per	3.0100	19400.	74	3939	No
148	GOM_NL__2PRFIN20021201_065214_000000372011_00378_03939_1631.N1	01-DEC-2002 06:52:14	Bright	36.500	160	23Gam Per	2.9300	4700.0	73	3939	No
149	GOM_NL__2PRFIN20021201_065434_000000362011_00378_03939_1632.N1	01-DEC-2002 06:54:34	Bright	35.500	110	37Del Cas	2.6780	8900.0	71	3939	No
150	GOM_NL__2PRFIN20021201_070218_000000362011_00378_03939_1633.N1	01-DEC-2002 07:02:18	Bright	36.000	49	1Alp UMi	1.9900	6300.0	72	3939	No
151	GOM_NL__2PRFIN20021201_070658_000000392011_00378_03939_1634.N1	01-DEC-2002 07:06:58	Bright	38.500	60	7Bet UMi	2.0810	3950.0	77	3939	No
152	GOM_NL__2PRFIN20021201_070857_000000462011_00378_03939_1635.N1	01-DEC-2002 07:08:57	Bright	46.000	36	50Alp UMa	1.8000	6300.0	92	3939	No
153	GOM_NL__2PRFIN20021201_071033_000000482011_00378_03939_1636.N1	01-DEC-2002 07:10:33	Bright	47.500	82	48Bet UMa	2.3650	10600.	95	3939	No
154	GOM_NL__2PRFIN20021201_071210_000000412011_00378_03939_1637.N1	01-DEC-2002 07:12:10	Bright	40.500	32	77Eps UMa	1.7630	11000.	81	3939	No
155	GOM_NL__2PRFIN20021201_071415_000000382011_00378_03939_1638.N1	01-DEC-2002 07:14:15	Bright	38.000	39	85Eta UMa	1.8540	24000.	76	3939	No
156	GOM_NL__2PRFIN20021201_071709_000000372011_00378_03939_1639.N1	01-DEC-2002 07:17:09	Bright	37.000	180	27Gam Boo	3.0400	8000.0	74	3939	No
157	GOM_NL__2PRFIN20021201_072010_000000352011_00378_03939_1640.N1	01-DEC-2002 07:20:10	Bright	35.000	83		2.3780	11000.	70	3939	No
158	GOM_NL__2PRFIN20021201_072241_000000352011_00378_03939_1641.N1	01-DEC-2002 07:22:41	Bright	35.000	3	16Alp Boo	-0.050000	4250.0	70	3939	No
159	GOM_NL__2PRFIN20021201_072619_000000752011_00378_03939_1642.N1	01-DEC-2002 07:26:19	Bright	75.000	96	68Del Leo	2.5600	9300.0	150	3939	No
160	GOM_NL__2PRFIN20021201_073037_000000452011_00378_03939_1643.N1	01-DEC-2002 07:30:37	Bright	44.500	121	29Gam Vir	2.7400	7200.0	89	3939	No

161	GOM_NL__2PRFIN20021201_073204_000000542011_00378_03939_1644.N1	01-DEC-2002 07:32:04	Bright	54.000	15	67Alp Vir	0.97600	28000.	108	3939	No
162	GOM_NL__2PRFIN20021201_073522_000000462011_00378_03939_1645.N1	01-DEC-2002 07:35:22	Twilight	45.500	163	7Del Crv	2.9450	11000.	91	3939	No
163	GOM_NL__2PRFIN20021201_073659_000000472011_00378_03939_1646.N1	01-DEC-2002 07:36:59	Twilight	46.500	106	9Bet Crv	2.6480	5600.0	93	3939	No
164	GOM_NL__2PRFIN20021201_073859_000000412011_00378_03939_1647.N1	01-DEC-2002 07:38:59	Dark	40.500	123	1ot Cen	2.7500	10200.	81	3939	No
165	GOM_NL__2PRFIN20021201_074301_000000392011_00378_03939_1648.N1	01-DEC-2002 07:43:01	Dark	39.000	77	Eps Cen	2.3030	28000.	78	3939	No
166	GOM_NL__2PRFIN20021201_074439_000000442011_00378_03939_1649.N1	01-DEC-2002 07:44:39	Dark	43.500	10	Bet Cen	0.61000	28000.	87	3939	No
167	GOM_NL__2PRFIN20021201_074635_000000402011_00379_03940_9537.N1	01-DEC-2002 07:46:35	Dark	40.000	12	Alp1Cru	0.77500	30000.	80	3940	No
168	GOM_NL__2PRFIN20021201_074918_000000402011_00379_03940_9538.N1	01-DEC-2002 07:49:18	Dark	39.500	124	The Car	2.7640	30000.	79	3940	No
169	GOM_NL__2PRFIN20021201_075358_000000462011_00379_03940_9539.N1	01-DEC-2002 07:53:58	Dark	46.000	41	Eps Car	1.8600	4100.0	92	3940	No
170	GOM_NL__2PRFIN20021201_075558_000000502011_00379_03940_9540.N1	01-DEC-2002 07:55:58	Dark	50.000	34	Gam2Vel	1.7930	23000.	100	3940	No
171	GOM_NL__2PRFIN20021201_075919_000000582011_00379_03940_9541.N1	01-DEC-2002 07:59:19	Dark	58.000	2	Alp Car	-0.73600	7000.0	116	3940	No
172	GOM_NL__2PRFIN20021201_080112_000000672011_00379_03940_9542.N1	01-DEC-2002 08:01:12	Dark	67.000	117	Pi Pup	2.7060	3800.0	134	3940	No
173	GOM_NL__2PRFIN20021201_080500_000000702011_00379_03940_9543.N1	01-DEC-2002 08:05:00	Dark	70.000	23	21Eps CMa	1.5020	26000.	140	3940	No
174	GOM_NL__2PRFIN20021201_080709_000000722011_00379_03940_9544.N1	01-DEC-2002 08:07:09	Straylight	71.500	179	24Omi2CMa	3.0320	24000.	143	3940	No
175	GOM_NL__2PRFIN20021201_081123_000001082011_00379_03940_9545.N1	01-DEC-2002 08:11:23	Straylight	108.00	1	9Alp CMa	-1.4400	11000.	216	3940	No
176	GOM_NL__2PRFIN20021201_081504_000000682011_00379_03940_9546.N1	01-DEC-2002 08:15:04	Straylight	68.000	7	19Bet Ori	0.10000	14000.	136	3940	No
177	GOM_NL__2PRFIN20021201_081805_000000662011_00379_03940_9547.N1	01-DEC-2002 08:18:05	Twilight	65.500	30	46Eps Ori	1.6940	30000.	131	3940	No
178	GOM_NL__2PRFIN20021201_082048_000000612011_00379_03940_9548.N1	01-DEC-2002 08:20:48	Twilight	60.500	27	24Gam Ori	1.6360	26000.	121	3940	No
179	GOM_NL__2PRFIN20021201_082304_000000522011_00379_03940_9549.N1	01-DEC-2002 08:23:04	Bright	51.500	13	87Alp Tau	0.86700	3800.0	103	3940	No
180	GOM_NL__2PRFIN20021201_082440_000000392011_00379_03940_9550.N1	01-DEC-2002 08:24:40	Bright	39.000	146	25Eta Tau	2.8730	15200.	78	3940	No
181	GOM_NL__2PRFIN20021201_082702_000000402011_00379_03940_9551.N1	01-DEC-2002 08:27:02	Bright	40.000	150	44Zet Per	2.8900	28000.	80	3940	No
182	GOM_NL__2PRFIN20021201_082917_000000382011_00379_03940_9552.N1	01-DEC-2002 08:29:17	Bright	37.500	79	26Bet Per	2.3100	13100.	75	3940	No
183	GOM_NL__2PRFIN20021201_083129_000000382011_00379_03940_9553.N1	01-DEC-2002 08:31:29	Bright	38.000	175	39Del Per	3.0100	19400.	76	3940	No
184	GOM_NL__2PRFIN20021201_083249_000000372011_00379_03940_9554.N1	01-DEC-2002 08:32:49	Bright	37.000	160	23Gam Per	2.9300	4700.0	74	3940	No
185	GOM_NL__2PRFIN20021201_083511_000000352011_00379_03940_9555.N1	01-DEC-2002 08:35:11	Bright	35.000	110	37Del Cas	2.6780	8900.0	70	3940	No
186	GOM_NL__2PRFIN20021201_084254_000000372011_00379_03940_9556.N1	01-DEC-2002 08:42:54	Bright	36.500	49	1Alp UMi	1.9900	6300.0	73	3940	No
187	GOM_NL__2PRFIN20021201_084734_000000372011_00379_03940_9557.N1	01-DEC-2002 08:47:34	Bright	36.500	60	7Bet UMi	2.0810	3950.0	73	3940	No
188	GOM_NL__2PRFIN20021201_084932_000000462011_00379_03940_9558.N1	01-DEC-2002 08:49:32	Bright	45.500	36	50Alp UMa	1.8000	6300.0	91	3940	No
189	GOM_NL__2PRFIN20021201_085109_000000462011_00379_03940_9559.N1	01-DEC-2002 08:51:09	Bright	46.000	82	48Bet UMa	2.3650	10600.	92	3940	No
190	GOM_NL__2PRFIN20021201_085246_000000402011_00379_03940_9560.N1	01-DEC-2002 08:52:46	Bright	40.000	32	77Eps UMa	1.7630	11000.	80	3940	No
191	GOM_NL__2PRFIN20021201_085451_000000392011_00379_03940_9561.N1	01-DEC-2002 08:54:51	Bright	38.500	39	85Eta UMa	1.8540	24000.	77	3940	No
192	GOM_NL__2PRFIN20021201_085745_000000372011_00379_03940_9562.N1	01-DEC-2002 08:57:45	Bright	36.500	180	27Gam Boo	3.0400	8000.0	73	3940	No
193	GOM_NL__2PRFIN20021201_090046_000000352011_00379_03940_9563.N1	01-DEC-2002 09:00:46	Bright	35.000	83		2.3780	11000.	70	3940	No
194	GOM_NL__2PRFIN20021201_090317_000000362011_00379_03940_9564.N1	01-DEC-2002 09:03:17	Bright	36.000	3	16Alp Boo	-0.050000	4250.0	72	3940	No
195	GOM_NL__2PRFIN20021201_090656_000000772011_00379_03940_9565.N1	01-DEC-2002 09:06:56	Bright	77.000	96	68Del Leo	2.5600	9300.0	154	3940	No
196	GOM_NL__2PRFIN20021201_091113_000000452011_00379_03940_9566.N1	01-DEC-2002 09:11:13	Bright	44.500	121	29Gam Vir	2.7400	7200.0	89	3940	No
197	GOM_NL__2PRFIN20021201_091558_000000462011_00379_03940_9567.N1	01-DEC-2002 09:15:58	Twilight	45.500	163	7Del Crv	2.9450	11000.	91	3940	No
198	GOM_NL__2PRFIN20021201_091736_000000472011_00379_03940_9568.N1	01-DEC-2002 09:17:36	Twilight	47.000	106	9Bet Crv	2.6480	5600.0	94	3940	No
199	GOM_NL__2PRFIN20021201_091935_000000412011_00379_03940_9569.N1	01-DEC-2002 09:19:35	Dark	41.000	123	1ot Cen	2.7500	10200.	82	3940	No
200	GOM_NL__2PRFIN20021201_092336_000000412011_00379_03940_9570.N1	01-DEC-2002 09:23:36	Dark	41.000	77	Eps Cen	2.3030	28000.	82	3940	No
201	GOM_NL__2PRFIN20021201_092514_000000482011_00379_03940_9571.N1	01-DEC-2002 09:25:14	Dark	47.500	10	Bet Cen	0.61000	28000.	95	3940	No
202	GOM_NL__2PRFIN20021201_092711_000000422011_00380_03941_1613.N1	01-DEC-2002 09:27:11	Dark	42.000	12	Alp1Cru	0.77500	30000.	84	3941	No
203	GOM_NL__2PRFIN20021201_092954_000000382011_00380_03941_1614.N1	01-DEC-2002 09:29:54	Dark	38.000	124	The Car	2.7640	30000.	76	3941	No
204	GOM_NL__2PRFIN20021201_093435_000000442011_00380_03941_1615.N1	01-DEC-2002 09:34:35	Dark	43.500	41	Eps Car	1.8600	4100.0	87	3941	No
205	GOM_NL__2PRFIN20021201_093635_000000492011_00380_03941_1616.N1	01-DEC-2002 09:36:35	Dark	49.000	34	Gam2Vel	1.7930	23000.	98	3941	No
206	GOM_NL__2PRFIN20021201_093956_000000582011_00380_03941_1617.N1	01-DEC-2002 09:39:56	Dark	58.000	2	Alp Car	-0.73600	7000.0	116	3941	No
207	GOM_NL__2PRFIN20021201_094149_000000682011_00380_03941_1618.N1	01-DEC-2002 09:41:49	Dark	67.500	117	Pi Pup	2.7060	3800.0	135	3941	No
208	GOM_NL__2PRFIN20021201_094537_000000652011_00380_03941_1619.N1	01-DEC-2002 09:45:37	Dark	65.000	23	21Eps CMa	1.5020	26000.	130	3941	No
209	GOM_NL__2PRFIN20021201_094746_000000722011_00380_03941_1620.N1	01-DEC-2002 09:47:46	Straylight	72.000	179	24Omi2CMa	3.0320	24000.	144	3941	No
210	GOM_NL__2PRFIN20021201_095159_000000882011_00380_03941_1621.N1	01-DEC-2002 09:51:59	Straylight	88.000	1	9Alp CMa	-1.4400	11000.	176	3941	No
211	GOM_NL__2PRFIN20021201_095540_000000592011_00380_03941_1622.N1	01-DEC-2002 09:55:40	Straylight	58.500	7	19Bet Ori	0.10000	14000.	117	3941	No
212	GOM_NL__2PRFIN20021201_095841_000000612011_00380_03941_1623.N1	01-DEC-2002 09:58:41	Twilight	60.500	30	46Eps Ori	1.6940	30000.	121	3941	No
213	GOM_NL__2PRFIN20021201_100124_000000652011_00380_03941_1624.N1	01-DEC-2002 10:01:24	Twilight	64.500	27	24Gam Ori	1.6360	26000.	129	3941	No
214	GOM_NL__2PRFIN20021201_100339_000000532011_00380_03941_1625.N1	01-DEC-2002 10:03:39	Bright	52.500	13	87Alp Tau	0.86700	3800.0	105	3941	No
215	GOM_NL__2PRFIN20021201_100516_000000392011_00380_03941_1626.N1	01-DEC-2002 10:05:16	Bright	39.000	146	25Eta Tau	2.8730	15200.	78	3941	No
216	GOM_NL__2PRFIN20021201_100738_000000412011_00380_03941_1627.N1	01-DEC-2002 10:07:38	Bright	40.500	150	44Zet Per	2.8900	28000.	81	3941	No
217	GOM_NL__2PRFIN20021201_100953_000000372011_00380_03941_1628.N1	01-DEC-2002 10:09:53	Bright	36.500	79	26Bet Per	2.3100	13100.	73	3941	No
218	GOM_NL__2PRFIN20021201_101205_000000382011_00380_03941_1629.N1	01-DEC-2002 10:12:05	Bright	37.500	175	39Del Per	3.0100	19400.	75	3941	No
219	GOM_NL__2PRFIN20021201_101325_000000382011_00380_03941_1630.N1	01-DEC-2002 10:13:25	Bright	37.500	160	23Gam Per	2.9300	4700.0	75	3941	No

220	GOM_NL__2PRFIN20021201_101547_000000362011_00380_03941_1631.N1	01-DEC-2002 10:15:47	Bright	36.000	110	37Del Cas	2.6780	8900.0	72	3941	No
221	GOM_NL__2PRFIN20021201_102330_000000352011_00380_03941_1632.N1	01-DEC-2002 10:23:30	Bright	34.500	49	1Alp UMi	1.9900	6300.0	69	3941	No
222	GOM_NL__2PRFIN20021201_102810_000000382011_00380_03941_1633.N1	01-DEC-2002 10:28:10	Bright	38.000	60	7Bet UMi	2.0810	3950.0	76	3941	No
223	GOM_NL__2PRFIN20021201_103008_000000472011_00380_03941_1634.N1	01-DEC-2002 10:30:08	Bright	47.000	36	50Alp UMa	1.8000	6300.0	94	3941	No
224	GOM_NL__2PRFIN20021201_103145_000000472011_00380_03941_1635.N1	01-DEC-2002 10:31:45	Bright	46.500	82	48Bet UMa	2.3650	10600.	93	3941	No
225	GOM_NL__2PRFIN20021201_103322_000000372011_00380_03941_1636.N1	01-DEC-2002 10:33:22	Bright	37.000	32	77Eps UMa	1.7630	11000.	74	3941	No
226	GOM_NL__2PRFIN20021201_103527_000000382011_00380_03941_1637.N1	01-DEC-2002 10:35:27	Bright	38.000	39	85Eta UMa	1.8540	24000.	76	3941	No
227	GOM_NL__2PRFIN20021201_103821_000000362011_00380_03941_1638.N1	01-DEC-2002 10:38:21	Bright	35.500	180	27Gam Boo	3.0400	8000.0	71	3941	No
228	GOM_NL__2PRFIN20021201_104123_000000352011_00380_03941_1639.N1	01-DEC-2002 10:41:23	Bright	35.000	83		2.3780	11000.	70	3941	No
229	GOM_NL__2PRFIN20021201_104354_000000362011_00380_03941_1640.N1	01-DEC-2002 10:43:54	Bright	36.000	3	16Alp Boo	-0.050000	4250.0	72	3941	No
230	GOM_NL__2PRFIN20021201_104733_000000742011_00380_03941_1641.N1	01-DEC-2002 10:47:33	Bright	73.500	96	68Del Leo	2.5600	9300.0	147	3941	No
231	GOM_NL__2PRFIN20021201_105150_000000452011_00380_03941_1642.N1	01-DEC-2002 10:51:50	Bright	44.500	121	29Gam Vir	2.7400	7200.0	89	3941	No
232	GOM_NL__2PRFIN20021201_105635_000000462011_00380_03941_1643.N1	01-DEC-2002 10:56:35	Twilight	46.000	163	7Del Crv	2.9450	11000.	92	3941	No
233	GOM_NL__2PRFIN20021201_105812_000000472011_00380_03941_1644.N1	01-DEC-2002 10:58:12	Twilight	47.000	106	9Bet Crv	2.6480	5600.0	94	3941	No
234	GOM_NL__2PRFIN20021201_110011_000000422011_00380_03941_1645.N1	01-DEC-2002 11:00:11	Dark	41.500	123	1ot Cen	2.7500	10200.	83	3941	No
235	GOM_NL__2PRFIN20021201_110413_000000392011_00380_03941_1646.N1	01-DEC-2002 11:04:13	Dark	39.000	77	Eps Cen	2.3030	28000.	78	3941	No
236	GOM_NL__2PRFIN20021201_110551_000000482011_00380_03941_1647.N1	01-DEC-2002 11:05:51	Dark	47.500	10	Bet Cen	0.61000	28000.	95	3941	No
237	GOM_NL__2PRFIN20021201_110747_000000392011_00381_03942_1614.N1	01-DEC-2002 11:07:47	Dark	38.500	12	Alp1Cru	0.77500	30000.	77	3942	No
238	GOM_NL__2PRFIN20021201_111030_000000392011_00381_03942_1615.N1	01-DEC-2002 11:10:30	Dark	38.500	124	The Car	2.7640	30000.	77	3942	No
239	GOM_NL__2PRFIN20021201_111512_000000442011_00381_03942_1616.N1	01-DEC-2002 11:15:12	Dark	44.000	41	Eps Car	1.8600	4100.0	88	3942	No
240	GOM_NL__2PRFIN20021201_111712_000000512011_00381_03942_1617.N1	01-DEC-2002 11:17:12	Dark	51.000	34	Gam2Vel	1.7930	23000.	102	3942	No
241	GOM_NL__2PRFIN20021201_112033_000000542011_00381_03942_1618.N1	01-DEC-2002 11:20:33	Dark	54.000	2	Alp Car	-0.73600	7000.0	108	3942	No
242	GOM_NL__2PRFIN20021201_112226_000000642011_00381_03942_1619.N1	01-DEC-2002 11:22:26	Dark	64.000	117	Pi Pup	2.7060	3800.0	128	3942	No
243	GOM_NL__2PRFIN20021201_112614_000000692011_00381_03942_1620.N1	01-DEC-2002 11:26:14	Dark	69.000	23	21Eps CMa	1.5020	26000.	138	3942	No
244	GOM_NL__2PRFIN20021201_112823_000000732011_00381_03942_1621.N1	01-DEC-2002 11:28:23	Straylight	73.000	179	24Omi2CMa	3.0320	24000.	146	3942	No
245	GOM_NL__2PRFIN20021201_113235_000000922011_00381_03942_1622.N1	01-DEC-2002 11:32:35	Straylight	91.500	1	9Alp CMa	-1.4400	11000.	183	3942	No
246	GOM_NL__2PRFIN20021201_113616_000000622011_00381_03942_1623.N1	01-DEC-2002 11:36:16	Straylight	62.000	7	19Bet Ori	0.10000	14000.	124	3942	No
247	GOM_NL__2PRFIN20021201_113917_000000652011_00381_03942_1624.N1	01-DEC-2002 11:39:17	Twilight	65.000	30	46Eps Ori	1.6940	30000.	130	3942	No
248	GOM_NL__2PRFIN20021201_114159_000000602011_00381_03942_1625.N1	01-DEC-2002 11:41:59	Twilight	59.500	27	24Gam Ori	1.6360	26000.	119	3942	No
249	GOM_NL__2PRFIN20021201_114415_000000582011_00381_03942_1626.N1	01-DEC-2002 11:44:15	Bright	57.500	13	87Alp Tau	0.86700	3800.0	115	3942	No
250	GOM_NL__2PRFIN20021201_114552_000000402011_00381_03942_1627.N1	01-DEC-2002 11:45:52	Bright	39.500	146	25Eta Tau	2.8730	15200.	79	3942	No
251	GOM_NL__2PRFIN20021201_114814_000000412011_00381_03942_1628.N1	01-DEC-2002 11:48:14	Bright	40.500	150	44Zet Per	2.8900	28000.	81	3942	No
252	GOM_NL__2PRFIN20021201_115029_000000382011_00381_03942_1629.N1	01-DEC-2002 11:50:29	Bright	37.500	79	26Bet Per	2.3100	13100.	75	3942	No
253	GOM_NL__2PRFIN20021201_115241_000000372011_00381_03942_1630.N1	01-DEC-2002 11:52:41	Bright	36.500	175	39Del Per	3.0100	19400.	73	3942	No
254	GOM_NL__2PRFIN20021201_115402_000000362011_00381_03942_1631.N1	01-DEC-2002 11:54:02	Bright	35.500	160	23Gam Per	2.9300	4700.0	71	3942	No
255	GOM_NL__2PRFIN20021201_115623_000000372011_00381_03942_1632.N1	01-DEC-2002 11:56:23	Bright	36.500	110	37Del Cas	2.6780	8900.0	73	3942	No
256	GOM_NL__2PRFIN20021201_120406_000000362011_00381_03942_1633.N1	01-DEC-2002 12:04:06	Bright	36.000	49	1Alp UMi	1.9900	6300.0	72	3942	No
257	GOM_NL__2PRFIN20021201_120846_000000382011_00381_03942_1634.N1	01-DEC-2002 12:08:46	Bright	37.500	60	7Bet UMi	2.0810	3950.0	75	3942	No
258	GOM_NL__2PRFIN20021201_121044_000000452011_00381_03942_1635.N1	01-DEC-2002 12:10:44	Bright	44.500	36	50Alp UMa	1.8000	6300.0	89	3942	No
259	GOM_NL__2PRFIN20021201_121220_000000442011_00381_03942_1636.N1	01-DEC-2002 12:12:20	Bright	44.000	82	48Bet UMa	2.3650	10600.	88	3942	No
260	GOM_NL__2PRFIN20021201_121358_000000372011_00381_03942_1637.N1	01-DEC-2002 12:13:58	Bright	36.500	32	77Eps UMa	1.7630	11000.	73	3942	No
261	GOM_NL__2PRFIN20021201_121603_000000382011_00381_03942_1638.N1	01-DEC-2002 12:16:03	Bright	37.500	39	85Eta UMa	1.8540	24000.	75	3942	No
262	GOM_NL__2PRFIN20021201_121858_000000372011_00381_03942_1639.N1	01-DEC-2002 12:18:58	Bright	36.500	180	27Gam Boo	3.0400	8000.0	73	3942	No
263	GOM_NL__2PRFIN20021201_122159_000000352011_00381_03942_1640.N1	01-DEC-2002 12:21:59	Bright	35.000	83		2.3780	11000.	70	3942	No
264	GOM_NL__2PRFIN20021201_122430_000000362011_00381_03942_1641.N1	01-DEC-2002 12:24:30	Bright	35.500	3	16Alp Boo	-0.050000	4250.0	71	3942	No
265	GOM_NL__2PRFIN20021201_122809_000000742011_00381_03942_1642.N1	01-DEC-2002 12:28:09	Bright	74.000	96	68Del Leo	2.5600	9300.0	148	3942	No
266	GOM_NL__2PRFIN20021201_123226_000000432011_00381_03942_1643.N1	01-DEC-2002 12:32:26	Bright	42.500	121	29Gam Vir	2.7400	7200.0	85	3942	No
267	GOM_NL__2PRFIN20021201_123712_000000452011_00381_03942_1644.N1	01-DEC-2002 12:37:12	Twilight	44.500	163	7Del Crv	2.9450	11000.	89	3942	No
268	GOM_NL__2PRFIN20021201_123849_000000482011_00381_03942_1645.N1	01-DEC-2002 12:38:49	Twilight	48.000	106	9Bet Crv	2.6480	5600.0	96	3942	No
269	GOM_NL__2PRFIN20021201_124048_000000402011_00381_03942_1646.N1	01-DEC-2002 12:40:48	Dark	40.000	123	1ot Cen	2.7500	10200.	80	3942	No
270	GOM_NL__2PRFIN20021201_124449_000000382011_00381_03942_1647.N1	01-DEC-2002 12:44:49	Dark	38.000	77	Eps Cen	2.3030	28000.	76	3942	No
271	GOM_NL__2PRFIN20021201_124627_000000492011_00381_03942_1648.N1	01-DEC-2002 12:46:27	Dark	49.000	10	Bet Cen	0.61000	28000.	98	3942	No
272	GOM_NL__2PRFIN20021201_124824_000000452011_00382_03943_1665.N1	01-DEC-2002 12:48:24	Dark	45.000	12	Alp1Cru	0.77500	30000.	90	3943	No
273	GOM_NL__2PRFIN20021201_125107_000000402011_00382_03943_1666.N1	01-DEC-2002 12:51:07	Dark	39.500	124	The Car	2.7640	30000.	79	3943	No
274	GOM_NL__2PRFIN20021201_125548_000000442011_00382_03943_1667.N1	01-DEC-2002 12:55:48	Dark	43.500	41	Eps Car	1.8600	4100.0	87	3943	No
275	GOM_NL__2PRFIN20021201_125749_000000592011_00382_03943_1668.N1	01-DEC-2002 12:57:49	Dark	59.000	34	Gam2Vel	1.7930	23000.	118	3943	No
276	GOM_NL__2PRFIN20021201_130109_000000532011_00382_03943_1669.N1	01-DEC-2002 13:01:09	Dark	53.000	2	Alp Car	-0.73600	7000.0	106	3943	No
277	GOM_NL__2PRFIN20021201_130303_000000682011_00382_03943_1670.N1	01-DEC-2002 13:03:03	Dark	68.000	117	Pi Pup	2.7060	3800.0	136	3943	No
278	GOM_NL__2PRFIN20021201_130651_000000642011_00382_03943_1671.N1	01-DEC-2002 13:06:51	Dark	64.000	23	21Eps CMa	1.5020	26000.	128	3943	No

279	GOM_NL__2PRFIN20021201_130859_000000712011_00382_03943_1672.N1	01-DEC-2002 13:08:59	Straylight	71.000	179	24Omi2CMa	3.0320	24000.	142	3943	No
280	GOM_NL__2PRFIN20021201_131311_000000972011_00382_03943_1673.N1	01-DEC-2002 13:13:11	Straylight	96.500	1	9Alp CMa	-1.4400	11000.	193	3943	No
281	GOM_NL__2PRFIN20021201_131652_000000592011_00382_03943_1674.N1	01-DEC-2002 13:16:52	Straylight	59.000	7	19Bet Ori	0.10000	14000.	118	3943	No
282	GOM_NL__2PRFIN20021201_131952_000000652011_00382_03943_1675.N1	01-DEC-2002 13:19:52	Tw_i_and_stray	64.500	30	46Eps Ori	1.6940	30000.	129	3943	No
283	GOM_NL__2PRFIN20021201_132235_000000642011_00382_03943_1676.N1	01-DEC-2002 13:22:35	Tw_i_and_stray	64.000	27	24Gam Ori	1.6360	26000.	128	3943	No
284	GOM_NL__2PRFIN20021201_132451_000000522011_00382_03943_1677.N1	01-DEC-2002 13:24:51	Bright	51.500	13	87Alp Tau	0.86700	3800.0	103	3943	No
285	GOM_NL__2PRFIN20021201_132628_000000382011_00382_03943_1678.N1	01-DEC-2002 13:26:28	Bright	38.000	146	25Eta Tau	2.8730	15200.	76	3943	No
286	GOM_NL__2PRFIN20021201_132850_000000402011_00382_03943_1679.N1	01-DEC-2002 13:28:50	Bright	40.000	150	44Zet Per	2.8900	28000.	80	3943	No
287	GOM_NL__2PRFIN20021201_133105_000000362011_00382_03943_1680.N1	01-DEC-2002 13:31:05	Bright	35.500	79	26Bet Per	2.3100	13100.	71	3943	No
288	GOM_NL__2PRFIN20021201_133317_000000372011_00382_03943_1681.N1	01-DEC-2002 13:33:17	Bright	36.500	175	39Del Per	3.0100	19400.	73	3943	No
289	GOM_NL__2PRFIN20021201_133438_000000372011_00382_03943_1682.N1	01-DEC-2002 13:34:38	Bright	36.500	160	23Gam Per	2.9300	4700.0	73	3943	No
290	GOM_NL__2PRFIN20021201_133700_000000362011_00382_03943_1683.N1	01-DEC-2002 13:37:00	Bright	36.000	110	37Del Cas	2.6780	8900.0	72	3943	No
291	GOM_NL__2PRFIN20021201_134442_000000362011_00382_03943_1684.N1	01-DEC-2002 13:44:42	Bright	36.000	49	1Alp UMi	1.9900	6300.0	72	3943	No
292	GOM_NL__2PRFIN20021201_134922_000000342011_00382_03943_1685.N1	01-DEC-2002 13:49:22	Bright	34.000	60	7Bet UMi	2.0810	3950.0	68	3943	No
293	GOM_NL__2PRFIN20021201_135119_000000442011_00382_03943_1686.N1	01-DEC-2002 13:51:19	Bright	44.000	36	50Alp UMa	1.8000	6300.0	88	3943	No
294	GOM_NL__2PRFIN20021201_135256_000000462011_00382_03943_1687.N1	01-DEC-2002 13:52:56	Bright	46.000	82	48Bet UMa	2.3650	10600.	92	3943	No
295	GOM_NL__2PRFIN20021201_135434_000000402011_00382_03943_1688.N1	01-DEC-2002 13:54:34	Bright	39.500	32	77Eps UMa	1.7630	11000.	79	3943	No
296	GOM_NL__2PRFIN20021201_135639_000000392011_00382_03943_1689.N1	01-DEC-2002 13:56:39	Bright	38.500	39	85Eta UMa	1.8540	24000.	77	3943	No
297	GOM_NL__2PRFIN20021201_135934_000000342011_00382_03943_1690.N1	01-DEC-2002 13:59:34	Bright	33.500	180	27Gam Boo	3.0400	8000.0	67	3943	No
298	GOM_NL__2PRFIN20021201_140235_000000342011_00382_03943_1691.N1	01-DEC-2002 14:02:35	Bright	33.500	83		2.3780	11000.	67	3943	No
299	GOM_NL__2PRFIN20021201_140506_000000352011_00382_03943_1692.N1	01-DEC-2002 14:05:06	Bright	35.000	3	16Alp Boo	-0.050000	4250.0	70	3943	No
300	GOM_NL__2PRFIN20021201_140846_000000752011_00382_03943_1693.N1	01-DEC-2002 14:08:46	Bright	74.500	96	68Del Leo	2.5600	9300.0	149	3943	No
301	GOM_NL__2PRFIN20021201_141303_000000442011_00382_03943_1694.N1	01-DEC-2002 14:13:03	Bright	44.000	121	29Gam Vir	2.7400	7200.0	88	3943	No
302	GOM_NL__2PRFIN20021201_141749_000000462011_00382_03943_1695.N1	01-DEC-2002 14:17:49	Tw_i_and_stray	45.500	163	7Del Crv	2.9450	11000.	91	3943	No
303	GOM_NL__2PRFIN20021201_141926_000000462011_00382_03943_1696.N1	01-DEC-2002 14:19:26	Twilight	45.500	106	9Bet Crv	2.6480	5600.0	91	3943	No
304	GOM_NL__2PRFIN20021201_142124_000000422011_00382_03943_1697.N1	01-DEC-2002 14:21:24	Dark	41.500	123	1ot Cen	2.7500	10200.	83	3943	No
305	GOM_NL__2PRFIN20021201_142525_000000382011_00382_03943_1698.N1	01-DEC-2002 14:25:25	Dark	38.000	77	Eps Cen	2.3030	28000.	76	3943	No
306	GOM_NL__2PRFIN20021201_142703_000000492011_00382_03943_1699.N1	01-DEC-2002 14:27:03	Dark	48.500	10	Bet Cen	0.61000	28000.	97	3943	No
307	GOM_NL__2PRFIN20021201_142900_000000452011_00383_03944_1627.N1	01-DEC-2002 14:29:00	Dark	45.000	12	Alp1Cru	0.77500	30000.	90	3944	No
308	GOM_NL__2PRFIN20021201_143144_000000402011_00383_03944_1628.N1	01-DEC-2002 14:31:44	Dark	39.500	124	The Car	2.7640	30000.	79	3944	No
309	GOM_NL__2PRFIN20021201_143625_000000532011_00383_03944_1629.N1	01-DEC-2002 14:36:25	Dark	52.500	41	Eps Car	1.8600	4100.0	105	3944	No
310	GOM_NL__2PRFIN20021201_143826_000000612011_00383_03944_1630.N1	01-DEC-2002 14:38:26	Dark	60.500	34	Gam2Vel	1.7930	23000.	121	3944	No
311	GOM_NL__2PRFIN20021201_144146_000000552011_00383_03944_1631.N1	01-DEC-2002 14:41:46	Dark	55.000	2	Alp Car	-0.73600	7000.0	110	3944	No
312	GOM_NL__2PRFIN20021201_144340_000000602011_00383_03944_1632.N1	01-DEC-2002 14:43:40	Dark	59.500	117	Pi Pup	2.7060	3800.0	119	3944	No
313	GOM_NL__2PRFIN20021201_144727_000000712011_00383_03944_1633.N1	01-DEC-2002 14:47:27	Dark	71.000	23	21Eps CMa	1.5020	26000.	142	3944	No
314	GOM_NL__2PRFIN20021201_144936_000000702011_00383_03944_1634.N1	01-DEC-2002 14:49:36	Straylight	69.500	179	24Omi2CMa	3.0320	24000.	139	3944	No
315	GOM_NL__2PRFIN20021201_145347_000000982011_00383_03944_1635.N1	01-DEC-2002 14:53:47	Straylight	97.500	1	9Alp CMa	-1.4400	11000.	195	3944	No
316	GOM_NL__2PRFIN20021201_145728_000000642011_00383_03944_1636.N1	01-DEC-2002 14:57:28	Straylight	63.500	7	19Bet Ori	0.10000	14000.	127	3944	No
317	GOM_NL__2PRFIN20021201_150028_000000602011_00383_03944_1637.N1	01-DEC-2002 15:00:28	Tw_i_and_stray	60.000	30	46Eps Ori	1.6940	30000.	120	3944	No
318	GOM_NL__2PRFIN20021201_150310_000000632011_00383_03944_1638.N1	01-DEC-2002 15:03:10	Tw_i_and_stray	62.500	27	24Gam Ori	1.6360	26000.	125	3944	No
319	GOM_NL__2PRFIN20021201_150527_000000532011_00383_03944_1639.N1	01-DEC-2002 15:05:27	Bright	53.000	13	87Alp Tau	0.86700	3800.0	106	3944	No
320	GOM_NL__2PRFIN20021201_150704_000000392011_00383_03944_1640.N1	01-DEC-2002 15:07:04	Bright	38.500	146	25Eta Tau	2.8730	15200.	77	3944	No
321	GOM_NL__2PRFIN20021201_150924_000000412011_00383_03944_1641.N1	01-DEC-2002 15:09:24	Bright	40.500	150	44Zet Per	2.8900	28000.	81	3944	No
322	GOM_NL__2PRFIN20021201_151140_000000402011_00383_03944_1642.N1	01-DEC-2002 15:11:40	Bright	39.500	79	26Bet Per	2.3100	13100.	79	3944	No
323	GOM_NL__2PRFIN20021201_151352_000000392011_00383_03944_1643.N1	01-DEC-2002 15:13:52	Bright	38.500	175	39Del Per	3.0100	19400.	77	3944	No
324	GOM_NL__2PRFIN20021201_151512_000000392011_00383_03944_1644.N1	01-DEC-2002 15:15:12	Bright	38.500	160	23Gam Per	2.9300	4700.0	77	3944	No
325	GOM_NL__2PRFIN20021201_151735_000000362011_00383_03944_1645.N1	01-DEC-2002 15:17:35	Bright	35.500	110	37Del Cas	2.6780	8900.0	71	3944	No
326	GOM_NL__2PRFIN20021201_152516_000000392011_00383_03944_1646.N1	01-DEC-2002 15:25:16	Bright	38.500	49	1Alp UMi	1.9900	6300.0	77	3944	No
327	GOM_NL__2PRFIN20021201_152957_000000402011_00383_03944_1647.N1	01-DEC-2002 15:29:57	Bright	39.500	60	7Bet UMi	2.0810	3950.0	79	3944	No
328	GOM_NL__2PRFIN20021201_153154_000000482011_00383_03944_1648.N1	01-DEC-2002 15:31:54	Bright	47.500	36	50Alp UMa	1.8000	6300.0	95	3944	No
329	GOM_NL__2PRFIN20021201_153331_000000452011_00383_03944_1649.N1	01-DEC-2002 15:33:31	Bright	45.000	82	48Bet UMa	2.3650	10600.	90	3944	No
330	GOM_NL__2PRFIN20021201_153508_000000442011_00383_03944_1650.N1	01-DEC-2002 15:35:08	Bright	43.500	32	77Eps UMa	1.7630	11000.	87	3944	No
331	GOM_NL__2PRFIN20021201_153714_000000372011_00383_03944_1651.N1	01-DEC-2002 15:37:14	Bright	37.000	39	85Eta UMa	1.8540	24000.	74	3944	No
332	GOM_NL__2PRFIN20021201_154009_000000382011_00383_03944_1652.N1	01-DEC-2002 15:40:09	Bright	37.500	180	27Gam Boo	3.0400	8000.0	75	3944	No
333	GOM_NL__2PRFIN20021201_154310_000000372011_00383_03944_1653.N1	01-DEC-2002 15:43:10	Bright	36.500	83		2.3780	11000.	73	3944	No
334	GOM_NL__2PRFIN20021201_154541_000000372011_00383_03944_1654.N1	01-DEC-2002 15:45:41	Bright	36.500	3	16Alp Boo	-0.050000	4250.0	73	3944	No
335	GOM_NL__2PRFIN20021201_154922_000000752011_00383_03944_1655.N1	01-DEC-2002 15:49:22	Bright	74.500	96	68Del Leo	2.5600	9300.0	149	3944	No
336	GOM_NL__2PRFIN20021201_155336_000000622011_00383_03944_1656.N1	01-DEC-2002 15:53:36	Bright	62.000	121	29Gam Vir	2.7400	7200.0	124	3944	No
337	GOM_NL__2PRFIN20021201_155825_000000492011_00383_03944_1657.N1	01-DEC-2002 15:58:25	Tw_i_and_stray	48.500	163	7Del Crv	2.9450	11000.	97	3944	No

338	GOM_NL__2PRFIN20021201_160001_000000512011_00383_03944_1658.N1	01-DEC-2002 16:00:01	Twilight	51.000	106	9Bet Crv	2.6480	5600.0	102	3944	No
339	GOM_NL__2PRFIN20021201_160159_000000422011_00383_03944_1659.N1	01-DEC-2002 16:01:59	Dark	41.500	123	1ot Cen	2.7500	10200.	83	3944	No
340	GOM_NL__2PRFIN20021201_160601_000000392011_00383_03944_1660.N1	01-DEC-2002 16:06:01	Dark	39.000	77	Eps Cen	2.3030	28000.	78	3944	No
341	GOM_NL__2PRFIN20021201_160739_000000472011_00383_03944_1661.N1	01-DEC-2002 16:07:39	Dark	46.500	10	Bet Cen	0.61000	28000.	93	3944	No
342	GOM_NL__2PRFIN20021201_160936_000000412011_00384_03945_1612.N1	01-DEC-2002 16:09:36	Dark	40.500	12	Alp1Cru	0.77500	30000.	81	3945	No
343	GOM_NL__2PRFIN20021201_161220_000000392011_00384_03945_1613.N1	01-DEC-2002 16:12:20	Dark	39.000	124	The Car	2.7640	30000.	78	3945	No
344	GOM_NL__2PRFIN20021201_161700_000000492011_00384_03945_1614.N1	01-DEC-2002 16:17:00	Dark	49.000	41	Eps Car	1.8600	4100.0	98	3945	No
345	GOM_NL__2PRFIN20021201_161859_000000552011_00384_03945_1615.N1	01-DEC-2002 16:18:59	Dark	54.500	34	Gam2Vel	1.7930	23000.	109	3945	No
346	GOM_NL__2PRFIN20021201_162222_000000552011_00384_03945_1616.N1	01-DEC-2002 16:22:22	Dark	54.500	2	Alp Car	-0.73600	7000.0	109	3945	No
347	GOM_NL__2PRFIN20021201_162416_000000642011_00384_03945_1617.N1	01-DEC-2002 16:24:16	Dark	64.000	117	Pi Pup	2.7060	3800.0	128	3945	No
348	GOM_NL__2PRFIN20021201_162642_000000752011_00384_03945_1618.N1	01-DEC-2002 16:26:42	Dark	74.500	88	31Eta CMa	2.4480	20000.	149	3945	No
349	GOM_NL__2PRFIN20021201_162845_000000842011_00384_03945_1619.N1	01-DEC-2002 16:28:45	Straylight	84.000	37	25Del CMa	1.8300	5900.0	168	3945	No
350	GOM_NL__2PRFIN20021201_163357_000000712011_00384_03945_1620.N1	01-DEC-2002 16:33:57	Straylight	71.000	47	2Bet CMa	1.9760	28000.	142	3945	No
351	GOM_NL__2PRFIN20021201_163631_000000482011_00384_03945_1621.N1	01-DEC-2002 16:36:31	Straylight	48.000	165	34Gam Eri	2.9500	3200.0	96	3945	No
352	GOM_NL__2PRFIN20021201_163801_000000682011_00384_03945_1622.N1	01-DEC-2002 16:38:01	Straylight	68.000	7	19Bet Ori	0.10000	14000.	136	3945	No
353	GOM_NL__2PRFIN20021201_164103_000000672011_00384_03945_1623.N1	01-DEC-2002 16:41:03	Tw_i_and_stray	67.000	30	46Eps Ori	1.6940	30000.	134	3945	No
354	GOM_NL__2PRFIN20021201_164345_000000622011_00384_03945_1624.N1	01-DEC-2002 16:43:45	Tw_i_and_stray	62.000	27	24Gam Ori	1.6360	26000.	124	3945	No
355	GOM_NL__2PRFIN20021201_164600_000000622011_00384_03945_1625.N1	01-DEC-2002 16:46:00	Bright	62.000	13	87Alp Tau	0.86700	3800.0	124	3945	No
356	GOM_NL__2PRFIN20021201_164739_000000402011_00384_03945_1626.N1	01-DEC-2002 16:47:39	Bright	39.500	146	25Eta Tau	2.8730	15200.	79	3945	No
357	GOM_NL__2PRFIN20021201_165000_000000402011_00384_03945_1627.N1	01-DEC-2002 16:50:00	Bright	40.000	150	44Zet Per	2.8900	28000.	80	3945	No
358	GOM_NL__2PRFIN20021201_165216_000000392011_00384_03945_1628.N1	01-DEC-2002 16:52:16	Bright	39.000	79	26Bet Per	2.3100	13100.	78	3945	No
359	GOM_NL__2PRFIN20021201_165427_000000402011_00384_03945_1629.N1	01-DEC-2002 16:54:27	Bright	39.500	175	39Del Per	3.0100	19400.	79	3945	No
360	GOM_NL__2PRFIN20021201_165548_000000392011_00384_03945_1630.N1	01-DEC-2002 16:55:48	Bright	38.500	160	23Gam Per	2.9300	4700.0	77	3945	No
361	GOM_NL__2PRFIN20021201_165811_000000362011_00384_03945_1631.N1	01-DEC-2002 16:58:11	Bright	36.000	110	37Del Cas	2.6780	8900.0	72	3945	No
362	GOM_NL__2PRFIN20021201_170552_000000402011_00384_03945_1632.N1	01-DEC-2002 17:05:52	Bright	39.500	49	1Alp UMi	1.9900	6300.0	79	3945	No
363	GOM_NL__2PRFIN20021201_171032_000000402011_00384_03945_1633.N1	01-DEC-2002 17:10:32	Bright	40.000	60	7Bet UMi	2.0810	3950.0	80	3945	No
364	GOM_NL__2PRFIN20021201_171230_000000412011_00384_03945_1634.N1	01-DEC-2002 17:12:30	Bright	41.000	36	50Alp UMa	1.8000	6300.0	82	3945	No
365	GOM_NL__2PRFIN20021201_171406_000000472011_00384_03945_1635.N1	01-DEC-2002 17:14:06	Bright	47.000	82	48Bet UMa	2.3650	10600.	94	3945	No
366	GOM_NL__2PRFIN20021201_171545_000000392011_00384_03945_1636.N1	01-DEC-2002 17:15:45	Bright	39.000	32	77Eps UMa	1.7630	11000.	78	3945	No
367	GOM_NL__2PRFIN20021201_171747_000000402011_00384_03945_1637.N1	01-DEC-2002 17:17:47	Bright	39.500	39	85Eta UMa	1.8540	24000.	79	3945	No
368	GOM_NL__2PRFIN20021201_172044_000000382011_00384_03945_1638.N1	01-DEC-2002 17:20:44	Bright	38.000	180	27Gam Boo	3.0400	8000.0	76	3945	No
369	GOM_NL__2PRFIN20021201_172347_000000362011_00384_03945_1639.N1	01-DEC-2002 17:23:47	Bright	35.500	83		2.3780	11000.	71	3945	No
370	GOM_NL__2PRFIN20021201_172617_000000372011_00384_03945_1640.N1	01-DEC-2002 17:26:17	Bright	37.000	3	16Alp Boo	-0.050000	4250.0	74	3945	No
371	GOM_NL__2PRFIN20021201_172959_000000752011_00384_03945_1641.N1	01-DEC-2002 17:29:59	Bright	75.000	96	68Del Leo	2.5600	9300.0	150	3945	No
372	GOM_NL__2PRFIN20021201_173414_000000472011_00384_03945_1642.N1	01-DEC-2002 17:34:14	Bright	46.500	121	29Gam Vir	2.7400	7200.0	93	3945	No
373	GOM_NL__2PRFIN20021201_173900_000000482011_00384_03945_1643.N1	01-DEC-2002 17:39:00	Tw_i_and_stray	47.500	163	7Del Crv	2.9450	11000.	95	3945	No
374	GOM_NL__2PRFIN20021201_174037_000000482011_00384_03945_1644.N1	01-DEC-2002 17:40:37	Twilight	47.500	106	9Bet Crv	2.6480	5600.0	95	3945	No
375	GOM_NL__2PRFIN20021201_174233_000000422011_00384_03945_1645.N1	01-DEC-2002 17:42:33	Dark	42.000	123	1ot Cen	2.7500	10200.	84	3945	No
376	GOM_NL__2PRFIN20021201_174637_000000412011_00384_03945_1646.N1	01-DEC-2002 17:46:37	Dark	40.500	77	Eps Cen	2.3030	28000.	81	3945	No
377	GOM_NL__2PRFIN20021201_174815_000000432011_00384_03945_1647.N1	01-DEC-2002 17:48:15	Dark	42.500	10	Bet Cen	0.61000	28000.	85	3945	No
378	GOM_NL__2PRFIN20021201_175013_000000402011_00385_03946_1865.N1	01-DEC-2002 17:50:13	Dark	40.000	12	Alp1Cru	0.77500	30000.	80	3946	No
379	GOM_NL__2PRFIN20021201_175256_000000382011_00385_03946_1866.N1	01-DEC-2002 17:52:56	Dark	38.000	124	The Car	2.7640	30000.	76	3946	No
380	GOM_NL__2PRFIN20021201_175736_000000482011_00385_03946_1867.N1	01-DEC-2002 17:57:36	Dark	48.000	41	Eps Car	1.8600	4100.0	96	3946	No
381	GOM_NL__2PRFIN20021201_175936_000000572011_00385_03946_1868.N1	01-DEC-2002 17:59:36	Dark	56.500	34	Gam2Vel	1.7930	23000.	113	3946	No
382	GOM_NL__2PRFIN20021201_180258_000000502011_00385_03946_1869.N1	01-DEC-2002 18:02:58	Dark	50.000	2	Alp Car	-0.73600	7000.0	100	3946	No
383	GOM_NL__2PRFIN20021201_180452_000000662011_00385_03946_1870.N1	01-DEC-2002 18:04:52	Dark	66.000	117	Pi Pup	2.7060	3800.0	132	3946	No
384	GOM_NL__2PRFIN20021201_180719_000000782011_00385_03946_1871.N1	01-DEC-2002 18:07:19	Dark	78.000	88	31Eta CMa	2.4480	20000.	156	3946	No
385	GOM_NL__2PRFIN20021201_180921_000000802011_00385_03946_1872.N1	01-DEC-2002 18:09:21	Straylight	80.000	37	25Del CMa	1.8300	5900.0	160	3946	No
386	GOM_NL__2PRFIN20021201_181433_000000682011_00385_03946_1873.N1	01-DEC-2002 18:14:33	Straylight	68.000	47	2Bet CMa	1.9760	28000.	136	3946	No
387	GOM_NL__2PRFIN20021201_181707_000000482011_00385_03946_1874.N1	01-DEC-2002 18:17:07	Straylight	47.500	165	34Gam Eri	2.9500	3200.0	95	3946	No
388	GOM_NL__2PRFIN20021201_181837_000000682011_00385_03946_1875.N1	01-DEC-2002 18:18:37	Straylight	68.000	7	19Bet Ori	0.10000	14000.	136	3946	No
389	GOM_NL__2PRFIN20021201_182138_000000662011_00385_03946_1876.N1	01-DEC-2002 18:21:38	Tw_i_and_stray	65.500	30	46Eps Ori	1.6940	30000.	131	3946	No
390	GOM_NL__2PRFIN20021201_182420_000000632011_00385_03946_1877.N1	01-DEC-2002 18:24:20	Tw_i_and_stray	63.000	27	24Gam Ori	1.6360	26000.	126	3946	No
391	GOM_NL__2PRFIN20021201_182636_000000572011_00385_03946_1878.N1	01-DEC-2002 18:26:36	Bright	57.000	13	87Alp Tau	0.86700	3800.0	114	3946	No
392	GOM_NL__2PRFIN20021201_182814_000000402011_00385_03946_1879.N1	01-DEC-2002 18:28:14	Bright	39.500	146	25Eta Tau	2.8730	15200.	79	3946	No
393	GOM_NL__2PRFIN20021201_183036_000000412011_00385_03946_1880.N1	01-DEC-2002 18:30:36	Bright	40.500	150	44Zet Per	2.8900	28000.	81	3946	No
394	GOM_NL__2PRFIN20021201_183252_000000392011_00385_03946_1881.N1	01-DEC-2002 18:32:52	Bright	39.000	79	26Bet Per	2.3100	13100.	78	3946	No
395	GOM_NL__2PRFIN20021201_183503_000000402011_00385_03946_1882.N1	01-DEC-2002 18:35:03	Bright	39.500	175	39Del Per	3.0100	19400.	79	3946	No
396	GOM_NL__2PRFIN20021201_183624_000000402011_00385_03946_1883.N1	01-DEC-2002 18:36:24	Bright	39.500	160	23Gam Per	2.9300	4700.0	79	3946	No

397	GOM_NL__2PRFIN20021201_183847_000000372011_00385_03946_1884.N1	01-DEC-2002 18:38:47	Bright	36.500	110	37Del Cas	2.6780	8900.0	73	3946	No
398	GOM_NL__2PRFIN20021201_184628_000000382011_00385_03946_1885.N1	01-DEC-2002 18:46:28	Bright	37.500	49	1Alp UMi	1.9900	6300.0	75	3946	No
399	GOM_NL__2PRFIN20021201_185109_000000352011_00385_03946_1886.N1	01-DEC-2002 18:51:09	Bright	35.000	60	7Bet UMi	2.0810	3950.0	70	3946	No
400	GOM_NL__2PRFIN20021201_185303_000000512011_00385_03946_1887.N1	01-DEC-2002 18:53:03	Bright	50.500	36	50Alp UMa	1.8000	6300.0	101	3946	No
401	GOM_NL__2PRFIN20021201_185441_000000492011_00385_03946_1888.N1	01-DEC-2002 18:54:41	Bright	49.000	82	48Bet UMa	2.3650	10600.	98	3946	No
402	GOM_NL__2PRFIN20021201_185620_000000432011_00385_03946_1889.N1	01-DEC-2002 18:56:20	Bright	42.500	32	77Eps UMa	1.7630	11000.	85	3946	No
403	GOM_NL__2PRFIN20021201_185826_000000542011_00385_03946_1890.N1	01-DEC-2002 18:58:26	Bright	54.000	39	85Eta UMa	1.8540	24000.	108	3946	No
404	GOM_NL__2PRFIN20021201_190120_000000372011_00385_03946_1891.N1	01-DEC-2002 19:01:20	Bright	37.000	180	27Gam Boo	3.0400	8000.0	74	3946	No
405	GOM_NL__2PRFIN20021201_190423_000000372011_00385_03946_1892.N1	01-DEC-2002 19:04:23	Bright	36.500	83		2.3780	11000.	73	3946	No
406	GOM_NL__2PRFIN20021201_190654_000000372011_00385_03946_1893.N1	01-DEC-2002 19:06:54	Bright	37.000	3	16Alp Boo	-0.050000	4250.0	74	3946	No
407	GOM_NL__2PRFIN20021201_191035_000000772011_00385_03946_1894.N1	01-DEC-2002 19:10:35	Bright	77.000	96	68Del Leo	2.5600	9300.0	154	3946	No
408	GOM_NL__2PRFIN20021201_191449_000000492011_00385_03946_1895.N1	01-DEC-2002 19:14:49	Bright	48.500	121	29Gam Vir	2.7400	7200.0	97	3946	No
409	GOM_NL__2PRFIN20021201_191937_000000472011_00385_03946_1896.N1	01-DEC-2002 19:19:37	Twilight	47.000	163	7Del Crv	2.9450	11000.	94	3946	No
410	GOM_NL__2PRFIN20021201_192114_000000502011_00385_03946_1897.N1	01-DEC-2002 19:21:14	Twilight	49.500	106	9Bet Crv	2.6480	5600.0	99	3946	No
411	GOM_NL__2PRFIN20021201_192312_000000412011_00385_03946_1898.N1	01-DEC-2002 19:23:12	Dark	41.000	123	1ot Cen	2.7500	10200.	82	3946	No
412	GOM_NL__2PRFIN20021201_192713_000000392011_00385_03946_1899.N1	01-DEC-2002 19:27:13	Dark	38.500	77	Eps Cen	2.3030	28000.	77	3946	No
413	GOM_NL__2PRFIN20021201_192850_000000432011_00385_03946_1900.N1	01-DEC-2002 19:28:50	Dark	42.500	10	Bet Cen	0.61000	28000.	85	3946	No
414	GOM_NL__2PRFIN20021201_193049_000000512011_00386_03947_1865.N1	01-DEC-2002 19:30:49	Dark	50.500	12	Alp1Cru	0.77500	30000.	101	3947	No
415	GOM_NL__2PRFIN20021201_193333_000000392011_00386_03947_1866.N1	01-DEC-2002 19:33:33	Dark	38.500	124	The Car	2.7640	30000.	77	3947	No
416	GOM_NL__2PRFIN20021201_193813_000000442011_00386_03947_1867.N1	01-DEC-2002 19:38:13	Dark	44.000	41	Eps Car	1.8600	4100.0	88	3947	No
417	GOM_NL__2PRFIN20021201_194015_000000502011_00386_03947_1868.N1	01-DEC-2002 19:40:15	Dark	50.000	34	Gam2Vel	1.7930	23000.	100	3947	No
418	GOM_NL__2PRFIN20021201_194335_000000582011_00386_03947_1869.N1	01-DEC-2002 19:43:35	Dark	58.000	2	Alp Car	-0.73600	7000.0	116	3947	No
419	GOM_NL__2PRFIN20021201_194530_000000662011_00386_03947_1870.N1	01-DEC-2002 19:45:30	Dark	65.500	117	Pi Pup	2.7060	3800.0	131	3947	No
420	GOM_NL__2PRFIN20021201_194755_000000752011_00386_03947_1871.N1	01-DEC-2002 19:47:55	Dark	74.500	88	31Eta CMa	2.4480	20000.	149	3947	No
421	GOM_NL__2PRFIN20021201_194958_000000792011_00386_03947_1872.N1	01-DEC-2002 19:49:58	Straylight	79.000	37	25Del CMa	1.8300	5900.0	158	3947	No
422	GOM_NL__2PRFIN20021201_195509_000000682011_00386_03947_1873.N1	01-DEC-2002 19:55:09	Straylight	68.000	47	2Bet CMa	1.9760	28000.	136	3947	No
423	GOM_NL__2PRFIN20021201_195743_000000472011_00386_03947_1874.N1	01-DEC-2002 19:57:43	Straylight	46.500	165	34Gam Eri	2.9500	3200.0	93	3947	No
424	GOM_NL__2PRFIN20021201_195914_000000682011_00386_03947_1875.N1	01-DEC-2002 19:59:14	Straylight	68.000	7	19Bet Ori	0.10000	14000.	136	3947	No
425	GOM_NL__2PRFIN20021201_200213_000000662011_00386_03947_1876.N1	01-DEC-2002 20:02:13	Twilight	66.000	30	46Eps Ori	1.6940	30000.	132	3947	No
426	GOM_NL__2PRFIN20021201_200456_000000572011_00386_03947_1877.N1	01-DEC-2002 20:04:56	Twilight	57.000	27	24Gam Ori	1.6360	26000.	114	3947	No
427	GOM_NL__2PRFIN20021201_200712_000000622011_00386_03947_1878.N1	01-DEC-2002 20:07:12	Bright	62.000	13	87Alp Tau	0.86700	3800.0	124	3947	No
428	GOM_NL__2PRFIN20021201_200850_000000412011_00386_03947_1879.N1	01-DEC-2002 20:08:50	Bright	40.500	146	25Eta Tau	2.8730	15200.	81	3947	No
429	GOM_NL__2PRFIN20021201_201112_000000412011_00386_03947_1880.N1	01-DEC-2002 20:11:12	Bright	41.000	150	44Zet Per	2.8900	28000.	82	3947	No
430	GOM_NL__2PRFIN20021201_201328_000000392011_00386_03947_1881.N1	01-DEC-2002 20:13:28	Bright	38.500	79	26Bet Per	2.3100	13100.	77	3947	No
431	GOM_NL__2PRFIN20021201_201539_000000382011_00386_03947_1882.N1	01-DEC-2002 20:15:39	Bright	37.500	175	39Del Per	3.0100	19400.	75	3947	No
432	GOM_NL__2PRFIN20021201_201701_000000382011_00386_03947_1883.N1	01-DEC-2002 20:17:01	Bright	37.500	160	23Gam Per	2.9300	4700.0	75	3947	No
433	GOM_NL__2PRFIN20021201_201924_000000372011_00386_03947_1884.N1	01-DEC-2002 20:19:24	Bright	37.000	110	37Del Cas	2.6780	8900.0	74	3947	No
434	GOM_NL__2PRFIN20021201_202704_000000392011_00386_03947_1885.N1	01-DEC-2002 20:27:04	Bright	38.500	49	1Alp UMi	1.9900	6300.0	77	3947	No
435	GOM_NL__2PRFIN20021201_203145_000000372011_00386_03947_1886.N1	01-DEC-2002 20:31:45	Bright	37.000	60	7Bet UMi	2.0810	3950.0	74	3947	No
436	GOM_NL__2PRFIN20021201_203341_000000472011_00386_03947_1887.N1	01-DEC-2002 20:33:41	Bright	46.500	36	50Alp UMa	1.8000	6300.0	93	3947	No
437	GOM_NL__2PRFIN20021201_203517_000000482011_00386_03947_1888.N1	01-DEC-2002 20:35:17	Bright	47.500	82	48Bet UMa	2.3650	10600.	95	3947	No
438	GOM_NL__2PRFIN20021201_203656_000000432011_00386_03947_1889.N1	01-DEC-2002 20:36:56	Bright	42.500	32	77Eps UMa	1.7630	11000.	85	3947	No
439	GOM_NL__2PRFIN20021201_203902_000000392011_00386_03947_1890.N1	01-DEC-2002 20:39:02	Bright	39.000	39	85Eta UMa	1.8540	24000.	78	3947	No
440	GOM_NL__2PRFIN20021201_204157_000000362011_00386_03947_1891.N1	01-DEC-2002 20:41:57	Bright	35.500	180	27Gam Boo	3.0400	8000.0	71	3947	No
441	GOM_NL__2PRFIN20021201_204459_000000352011_00386_03947_1892.N1	01-DEC-2002 20:44:59	Bright	34.500	83		2.3780	11000.	69	3947	No
442	GOM_NL__2PRFIN20021201_204730_000000372011_00386_03947_1893.N1	01-DEC-2002 20:47:30	Bright	36.500	3	16Alp Boo	-0.050000	4250.0	73	3947	No
443	GOM_NL__2PRFIN20021201_205112_000000742011_00386_03947_1894.N1	01-DEC-2002 20:51:12	Bright	73.500	96	68Del Leo	2.5600	9300.0	147	3947	No
444	GOM_NL__2PRFIN20021201_205527_000000532011_00386_03947_1895.N1	01-DEC-2002 20:55:27	Bright	53.000	121	29Gam Vir	2.7400	7200.0	106	3947	No
445	GOM_NL__2PRFIN20021201_210014_000000462011_00386_03947_1896.N1	01-DEC-2002 21:00:14	Twilight	45.500	163	7Del Crv	2.9450	11000.	91	3947	No
446	GOM_NL__2PRFIN20021201_210151_000000482011_00386_03947_1897.N1	01-DEC-2002 21:01:51	Twilight	48.000	106	9Bet Crv	2.6480	5600.0	96	3947	No
447	GOM_NL__2PRFIN20021201_210749_000000382011_00386_03947_1898.N1	01-DEC-2002 21:07:49	Dark	38.000	77	Eps Cen	2.3030	28000.	76	3947	No
448	GOM_NL__2PRFIN20021201_210927_000000412011_00386_03947_1899.N1	01-DEC-2002 21:09:27	Dark	41.000	10	Bet Cen	0.61000	28000.	82	3947	No
449	GOM_NL__2PRFIN20021201_211125_000000432011_00387_03948_1885.N1	01-DEC-2002 21:11:25	Dark	43.000	12	Alp1Cru	0.77500	30000.	86	3948	No
450	GOM_NL__2PRFIN20021201_211409_000000392011_00387_03948_1886.N1	01-DEC-2002 21:14:09	Dark	39.000	124	The Car	2.7640	30000.	78	3948	No
451	GOM_NL__2PRFIN20021201_211850_000000482011_00387_03948_1887.N1	01-DEC-2002 21:18:50	Dark	48.000	41	Eps Car	1.8600	4100.0	96	3948	No
452	GOM_NL__2PRFIN20021201_212050_000000522011_00387_03948_1888.N1	01-DEC-2002 21:20:50	Dark	52.000	34	Gam2Vel	1.7930	23000.	104	3948	No
453	GOM_NL__2PRFIN20021201_212411_000000552011_00387_03948_1889.N1	01-DEC-2002 21:24:11	Dark	55.000	2	Alp Car	-0.73600	7000.0	110	3948	No
454	GOM_NL__2PRFIN20021201_212606_000000632011_00387_03948_1890.N1	01-DEC-2002 21:26:06	Dark	62.500	117	Pi Pup	2.7060	3800.0	125	3948	No
455	GOM_NL__2PRFIN20021201_212832_000000762011_00387_03948_1891.N1	01-DEC-2002 21:28:32	Dark	75.500	88	31Eta CMa	2.4480	20000.	151	3948	No

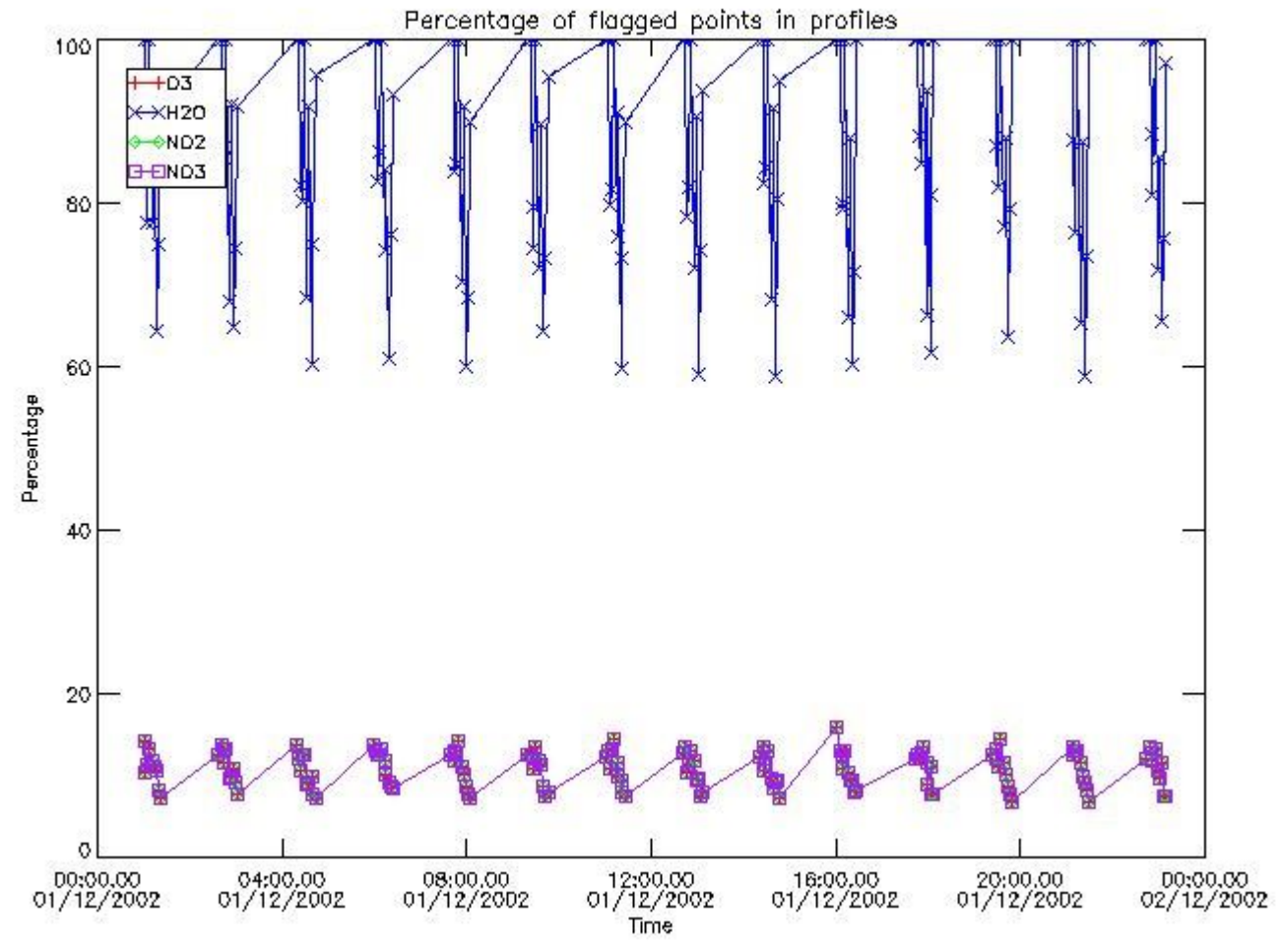
456	GOM_NL__2PRFIN20021201_213034_000000852011_00387_03948_1892.N1	01-DEC-2002 21:30:34	Straylight	85.000	37	25Del CMa	1.8300	5900.0	170	3948	No
457	GOM_NL__2PRFIN20021201_213543_000000732011_00387_03948_1893.N1	01-DEC-2002 21:35:43	Straylight	73.000	47	2Bet CMa	1.9760	28000.	146	3948	No
458	GOM_NL__2PRFIN20021201_213819_000000452011_00387_03948_1894.N1	01-DEC-2002 21:38:19	Straylight	45.000	165	34Gam Eri	2.9500	3200.0	90	3948	No
459	GOM_NL__2PRFIN20021201_213950_000000682011_00387_03948_1895.N1	01-DEC-2002 21:39:50	Straylight	68.000	7	19Bet Ori	0.10000	14000.	136	3948	No
460	GOM_NL__2PRFIN20021201_214248_000000662011_00387_03948_1896.N1	01-DEC-2002 21:42:48	Twi_and_stray	65.500	30	46Eps Ori	1.6940	30000.	131	3948	No
461	GOM_NL__2PRFIN20021201_214530_000000632011_00387_03948_1897.N1	01-DEC-2002 21:45:30	Twi_and_stray	62.500	27	24Gam Ori	1.6360	26000.	125	3948	No
462	GOM_NL__2PRFIN20021201_214747_000000572011_00387_03948_1898.N1	01-DEC-2002 21:47:47	Bright	57.000	13	87Alp Tau	0.86700	3800.0	114	3948	No
463	GOM_NL__2PRFIN20021201_214925_000000422011_00387_03948_1899.N1	01-DEC-2002 21:49:25	Bright	42.000	146	25Eta Tau	2.8730	15200.	84	3948	No
464	GOM_NL__2PRFIN20021201_215147_000000412011_00387_03948_1900.N1	01-DEC-2002 21:51:47	Bright	41.000	150	44Zet Per	2.8900	28000.	82	3948	No
465	GOM_NL__2PRFIN20021201_215403_000000382011_00387_03948_1901.N1	01-DEC-2002 21:54:03	Bright	37.500	79	26Bet Per	2.3100	13100.	75	3948	No
466	GOM_NL__2PRFIN20021201_215615_000000392011_00387_03948_1902.N1	01-DEC-2002 21:56:15	Bright	38.500	175	39Del Per	3.0100	19400.	77	3948	No
467	GOM_NL__2PRFIN20021201_215737_000000382011_00387_03948_1903.N1	01-DEC-2002 21:57:37	Bright	38.000	160	23Gam Per	2.9300	4700.0	76	3948	No
468	GOM_NL__2PRFIN20021201_220000_000000362011_00387_03948_1904.N1	01-DEC-2002 22:00:00	Bright	36.000	110	37Del Cas	2.6780	8900.0	72	3948	No
469	GOM_NL__2PRFIN20021201_220740_000000342011_00387_03948_1905.N1	01-DEC-2002 22:07:40	Bright	34.000	49	1Alp UMi	1.9900	6300.0	68	3948	No
470	GOM_NL__2PRFIN20021201_221221_000000352011_00387_03948_1906.N1	01-DEC-2002 22:12:21	Bright	35.000	60	7Bet UMi	2.0810	3950.0	70	3948	No
471	GOM_NL__2PRFIN20021201_221417_000000472011_00387_03948_1907.N1	01-DEC-2002 22:14:17	Bright	47.000	36	50Alp UMa	1.8000	6300.0	94	3948	No
472	GOM_NL__2PRFIN20021201_221552_000000482011_00387_03948_1908.N1	01-DEC-2002 22:15:52	Bright	48.000	82	48Bet UMa	2.3650	10600.	96	3948	No
473	GOM_NL__2PRFIN20021201_221732_000000432011_00387_03948_1909.N1	01-DEC-2002 22:17:32	Bright	42.500	32	77Eps UMa	1.7630	11000.	85	3948	No
474	GOM_NL__2PRFIN20021201_221938_000000392011_00387_03948_1910.N1	01-DEC-2002 22:19:38	Bright	38.500	39	85Eta UMa	1.8540	24000.	77	3948	No
475	GOM_NL__2PRFIN20021201_222233_000000362011_00387_03948_1911.N1	01-DEC-2002 22:22:33	Bright	36.000	180	27Gam Boo	3.0400	8000.0	72	3948	No
476	GOM_NL__2PRFIN20021201_222535_000000362011_00387_03948_1912.N1	01-DEC-2002 22:25:35	Bright	35.500	83		2.3780	11000.	71	3948	No
477	GOM_NL__2PRFIN20021201_222806_000000372011_00387_03948_1913.N1	01-DEC-2002 22:28:06	Bright	36.500	3	16Alp Boo	-0.050000	4250.0	73	3948	No
478	GOM_NL__2PRFIN20021201_223149_000000782011_00387_03948_1914.N1	01-DEC-2002 22:31:49	Bright	77.500	96	68Del Leo	2.5600	9300.0	155	3948	No
479	GOM_NL__2PRFIN20021201_223604_000000622011_00387_03948_1915.N1	01-DEC-2002 22:36:04	Bright	62.000	121	29Gam Vir	2.7400	7200.0	124	3948	No
480	GOM_NL__2PRFIN20021201_224051_000000472011_00387_03948_1916.N1	01-DEC-2002 22:40:51	Twi_and_stray	47.000	163	7Del Crv	2.9450	11000.	94	3948	No
481	GOM_NL__2PRFIN20021201_224228_000000492011_00387_03948_1917.N1	01-DEC-2002 22:42:28	Twilight	48.500	106	9Bet Crv	2.6480	5600.0	97	3948	No
482	GOM_NL__2PRFIN20021201_224424_000000422011_00387_03948_1918.N1	01-DEC-2002 22:44:24	Dark	42.000	123	1ot Cen	2.7500	10200.	84	3948	No
483	GOM_NL__2PRFIN20021201_224825_000000382011_00387_03948_1919.N1	01-DEC-2002 22:48:25	Dark	37.500	77	Eps Cen	2.3030	28000.	75	3948	No
484	GOM_NL__2PRFIN20021201_225003_000000442011_00387_03948_1920.N1	01-DEC-2002 22:50:03	Dark	43.500	10	Bet Cen	0.61000	28000.	87	3948	No
485	GOM_NL__2PRFIN20021201_225202_000000402011_00388_03949_1885.N1	01-DEC-2002 22:52:02	Dark	40.000	12	Alp1Cru	0.77500	30000.	80	3949	No
486	GOM_NL__2PRFIN20021201_225445_000000392011_00388_03949_1886.N1	01-DEC-2002 22:54:45	Dark	38.500	124	The Car	2.7640	30000.	77	3949	No
487	GOM_NL__2PRFIN20021201_225924_000000492011_00388_03949_1887.N1	01-DEC-2002 22:59:24	Dark	48.500	41	Eps Car	1.8600	4100.0	97	3949	No
488	GOM_NL__2PRFIN20021201_230129_000000532011_00388_03949_1888.N1	01-DEC-2002 23:01:29	Dark	52.500	34	Gam2Vel	1.7930	23000.	105	3949	No
489	GOM_NL__2PRFIN20021201_230446_000000492011_00388_03949_1889.N1	01-DEC-2002 23:04:46	Dark	48.500	2	Alp Car	-0.73600	7000.0	97	3949	No
490	GOM_NL__2PRFIN20021201_230642_000000682011_00388_03949_1890.N1	01-DEC-2002 23:06:42	Dark	68.000	117	Pi Pup	2.7060	3800.0	136	3949	No
491	GOM_NL__2PRFIN20021201_230910_000000682011_00388_03949_1891.N1	01-DEC-2002 23:09:10	Dark	67.500	88	31Eta CMa	2.4480	20000.	135	3949	No
492	GOM_NL__2PRFIN20021201_231111_000000772011_00388_03949_1892.N1	01-DEC-2002 23:11:11	Straylight	77.000	37	25Del CMa	1.8300	5900.0	154	3949	No
493	GOM_NL__2PRFIN20021201_231620_000000692011_00388_03949_1893.N1	01-DEC-2002 23:16:20	Straylight	69.000	47	2Bet CMa	1.9760	28000.	138	3949	No
494	GOM_NL__2PRFIN20021201_231855_000000462011_00388_03949_1894.N1	01-DEC-2002 23:18:55	Straylight	46.000	165	34Gam Eri	2.9500	3200.0	92	3949	No
495	GOM_NL__2PRFIN20021201_232024_000000652011_00388_03949_1895.N1	01-DEC-2002 23:20:24	Straylight	65.000	7	19Bet Ori	0.10000	14000.	130	3949	No
496	GOM_NL__2PRFIN20021201_232324_000000652011_00388_03949_1896.N1	01-DEC-2002 23:23:24	Twi_and_stray	65.000	30	46Eps Ori	1.6940	30000.	130	3949	No
497	GOM_NL__2PRFIN20021201_232606_000000612011_00388_03949_1897.N1	01-DEC-2002 23:26:06	Twi_and_stray	60.500	27	24Gam Ori	1.6360	26000.	121	3949	No
498	GOM_NL__2PRFIN20021201_232821_000000622011_00388_03949_1898.N1	01-DEC-2002 23:28:21	Bright	62.000	13	87Alp Tau	0.86700	3800.0	124	3949	No
499	GOM_NL__2PRFIN20021201_232959_000000422011_00388_03949_1899.N1	01-DEC-2002 23:29:59	Bright	41.500	146	25Eta Tau	2.8730	15200.	83	3949	No
500	GOM_NL__2PRFIN20021201_233223_000000402011_00388_03949_1900.N1	01-DEC-2002 23:32:23	Bright	39.500	150	44Zet Per	2.8900	28000.	79	3949	No
501	GOM_NL__2PRFIN20021201_233439_000000382011_00388_03949_1901.N1	01-DEC-2002 23:34:39	Bright	37.500	79	26Bet Per	2.3100	13100.	75	3949	No
502	GOM_NL__2PRFIN20021201_233650_000000382011_00388_03949_1902.N1	01-DEC-2002 23:36:50	Bright	37.500	175	39Del Per	3.0100	19400.	75	3949	No
503	GOM_NL__2PRFIN20021201_233812_000000372011_00388_03949_1903.N1	01-DEC-2002 23:38:12	Bright	36.500	160	23Gam Per	2.9300	4700.0	73	3949	No
504	GOM_NL__2PRFIN20021201_234036_000000362011_00388_03949_1904.N1	01-DEC-2002 23:40:36	Bright	36.000	110	37Del Cas	2.6780	8900.0	72	3949	No
505	GOM_NL__2PRFIN20021201_234816_000000392011_00388_03949_1905.N1	01-DEC-2002 23:48:16	Bright	38.500	49	1Alp UMi	1.9900	6300.0	77	3949	No
506	GOM_NL__2PRFIN20021201_235257_000000392011_00388_03949_1906.N1	01-DEC-2002 23:52:57	Bright	39.000	60	7Bet UMi	2.0810	3950.0	78	3949	No
507	GOM_NL__2PRFIN20021201_235452_000000472011_00388_03949_1907.N1	01-DEC-2002 23:54:52	Bright	46.500	36	50Alp UMa	1.8000	6300.0	93	3949	No
508	GOM_NL__2PRFIN20021201_235628_000000482011_00388_03949_1908.N1	01-DEC-2002 23:56:28	Bright	47.500	82	48Bet UMa	2.3650	10600.	95	3949	No
509	GOM_NL__2PRFIN20021201_235808_000000422011_00388_03949_1909.N1	01-DEC-2002 23:58:08	Bright	41.500	32	77Eps UMa	1.7630	11000.	83	3949	No

3. Quality information per product

In this section it is plotted some information contained in the Quality Summary data set of

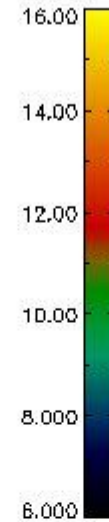
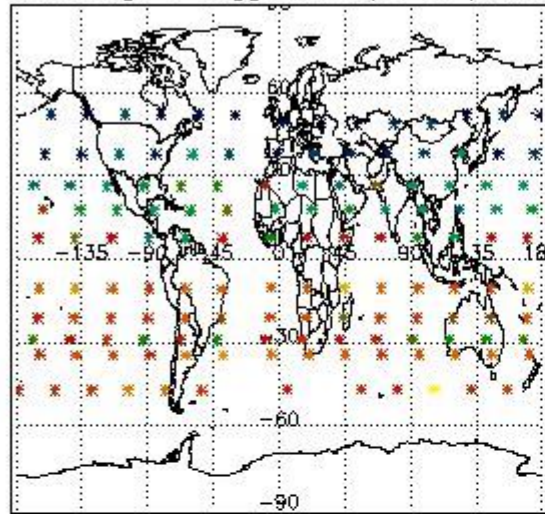
the level 2 products. Only products in dark limb conditions and without errors (error flag in the MPH set to "0") are used.

3.1 Plot quality information per product (time dependant)

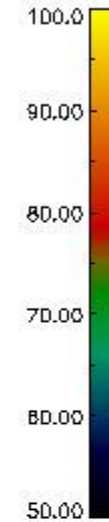
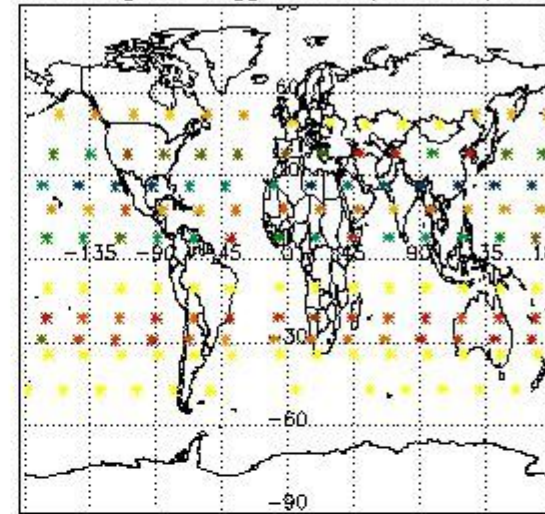


3.2 Plot quality information per product (world map)

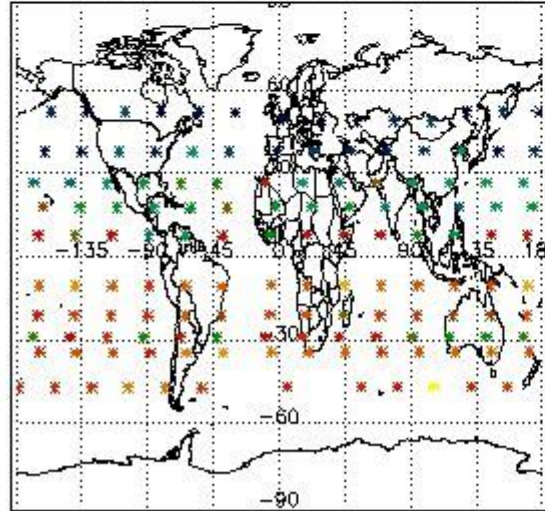
Percentage of flagged data per O3 profile



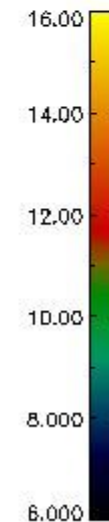
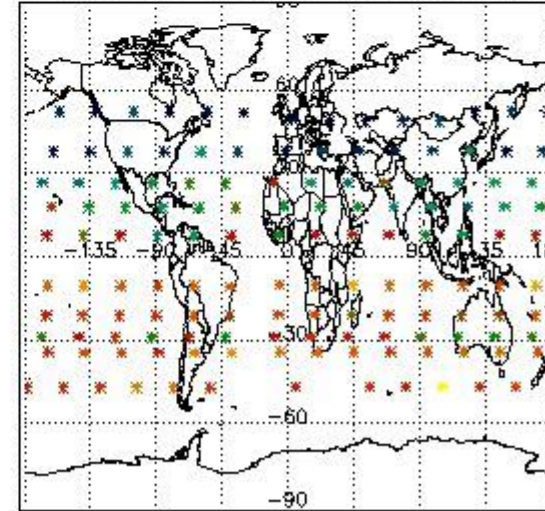
Percentage of flagged data per H2O profile



Percentage of flagged data per NO2 profile



Percentage of flagged data per NO3 profile

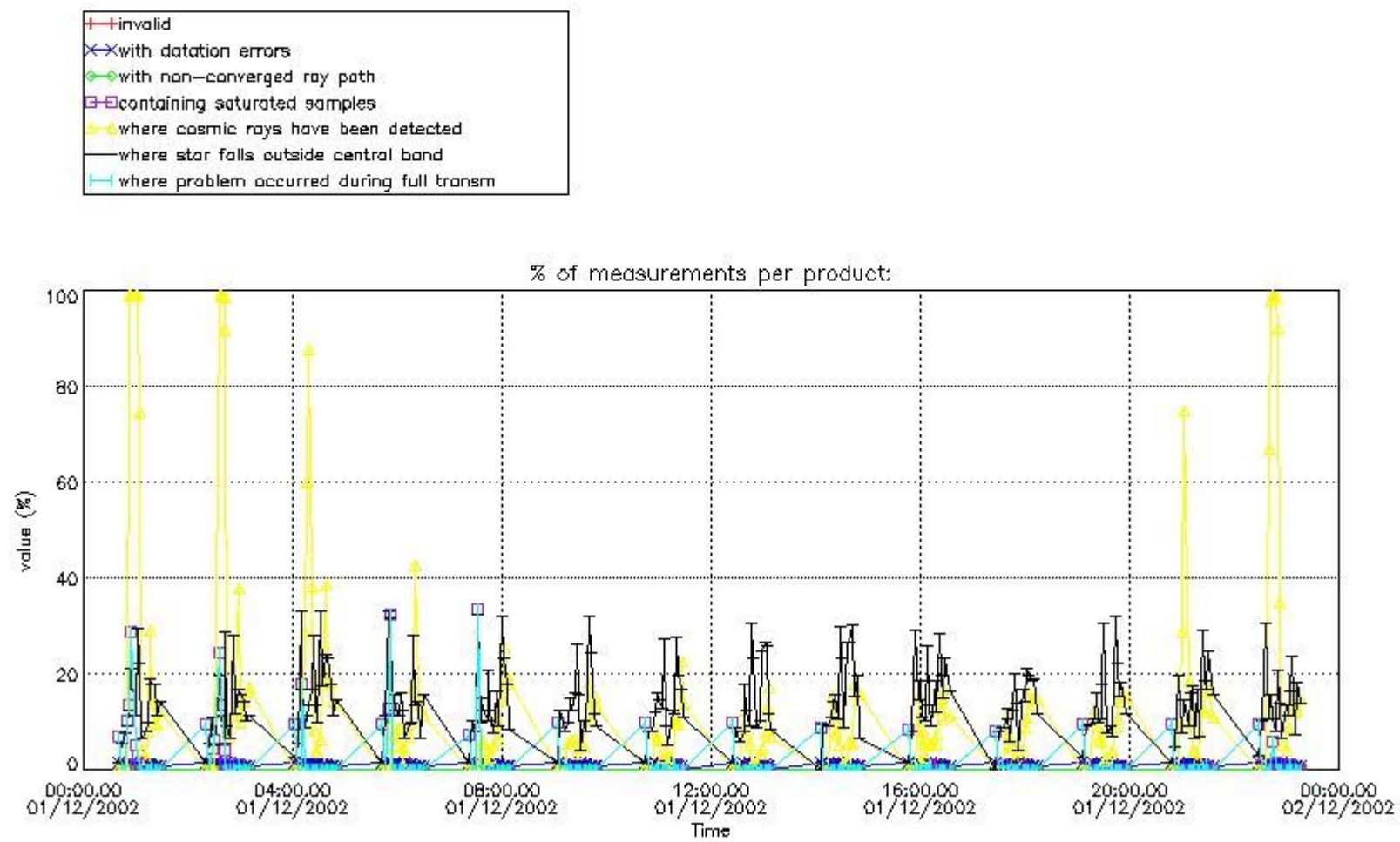


4. Level 1 quality information per product

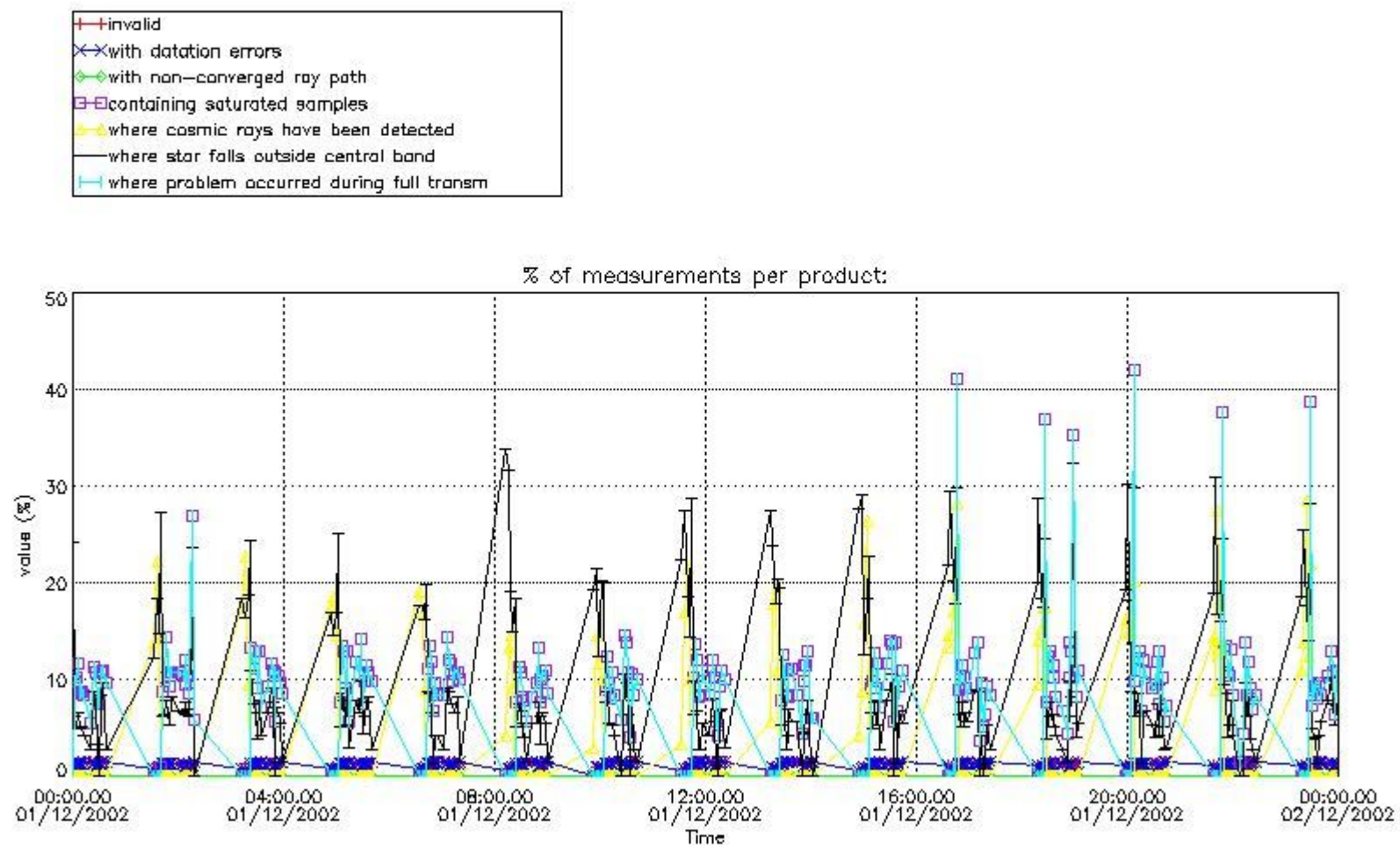
In this section it is plotted some information contained in the Quality Summary data set of the level 2 products that comes from the level 1b processing. Products without errors (error flag in the MPH set to "0") are used.

4.1 Plot quality information per product (time dependant) coming from level 1b processing

4.1.1 Plot level 1 quality information per product (time dependant): ENVISAT ASCENDING passes

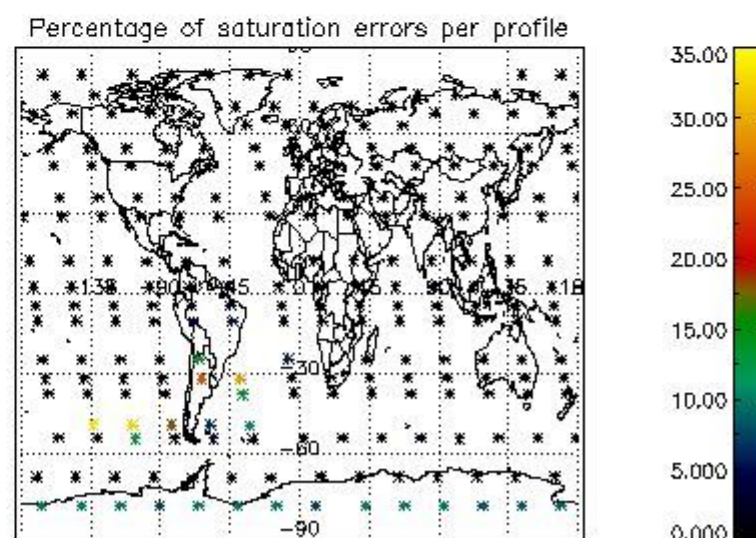
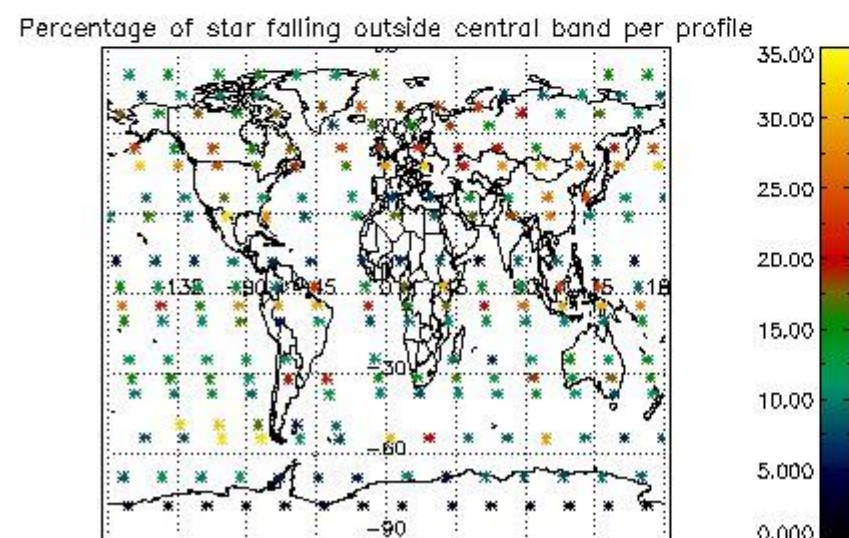
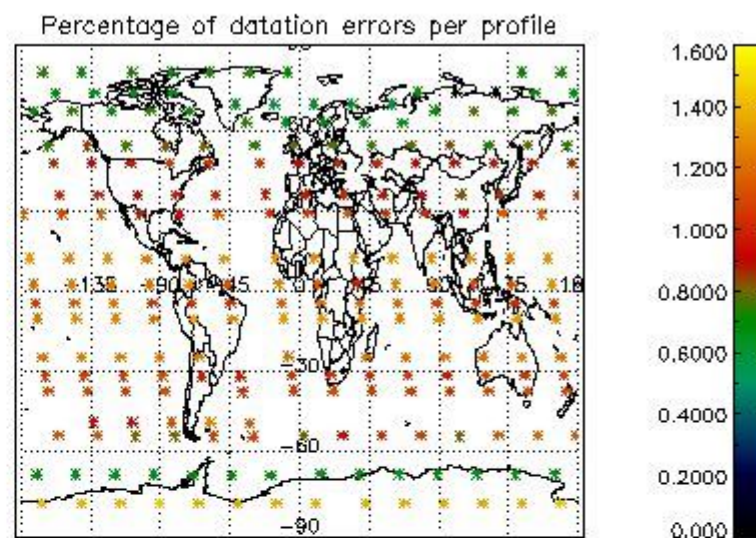
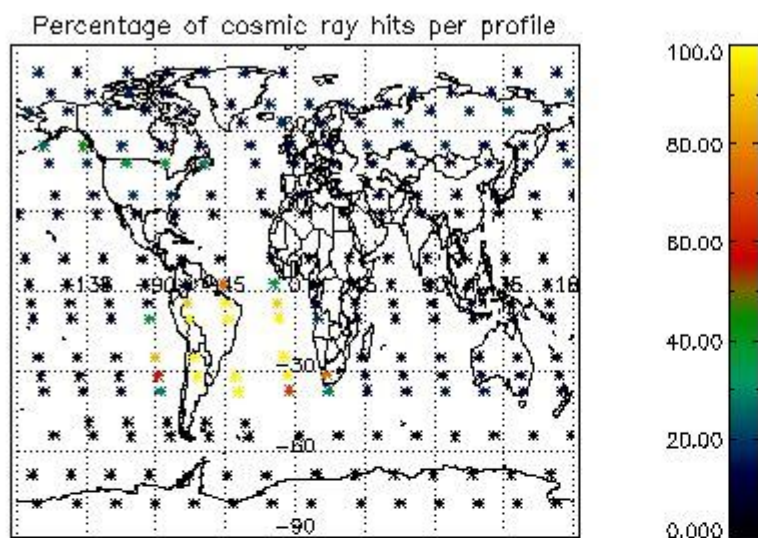


4.1.2 Plot level 1 quality information per product (time dependant): ENVI SAT DESCENDING passes

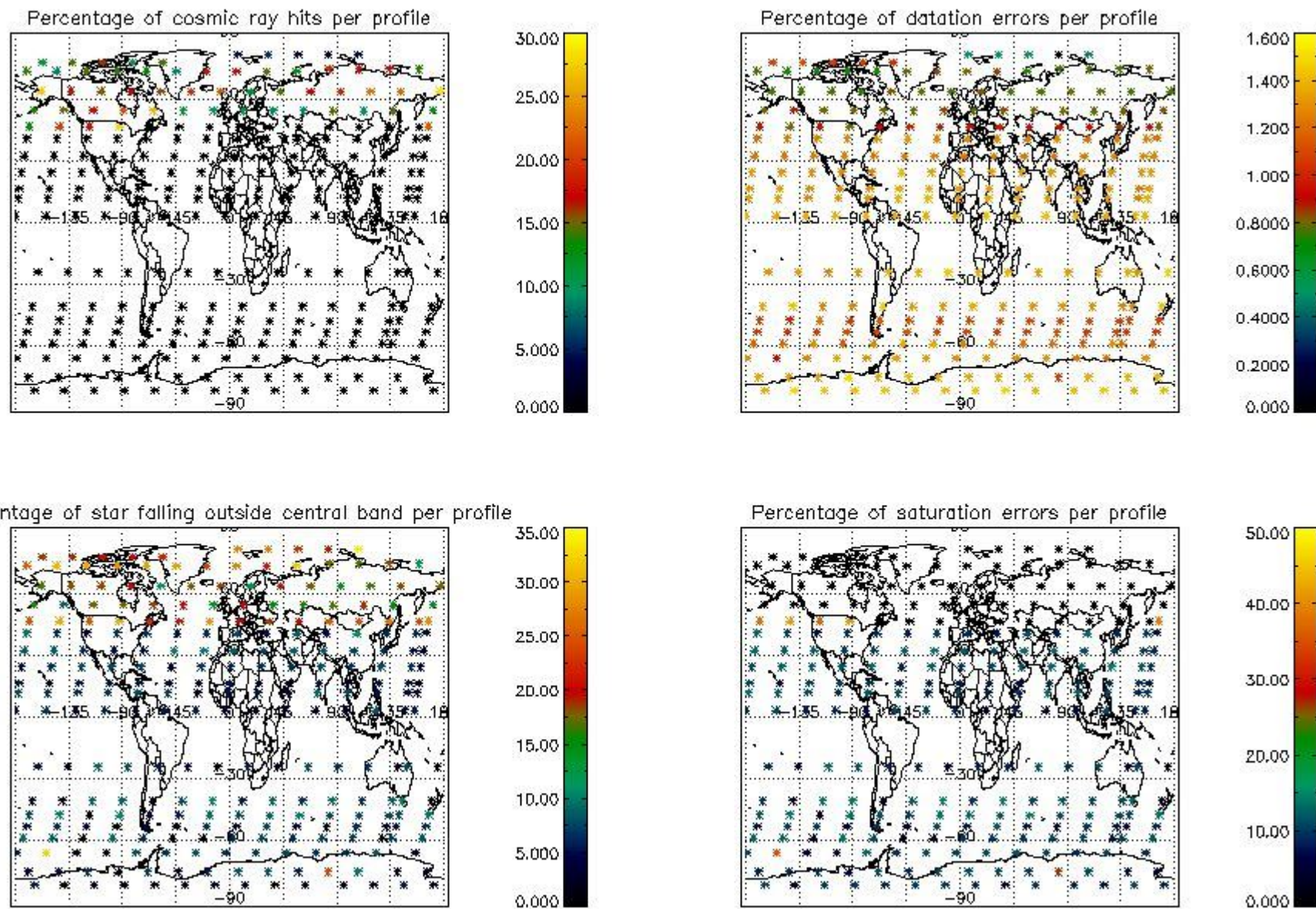


4.2 Plot quality information per product coming from level 1b processing (world map)

4.2.1 Plot level 1 quality information per product (world map): ENVISAT ASCENDING passes



4.2.2 Plot level 1 quality information per product (world map): ENVISAT DESCENDING passes



5. Trace gas profiles

5.1 Ozone statistics based on quality of products

The final quality of the products can be "measured" using the STD (Standard Deviation) attached to every point profile. This information is written to the parameter GOM_NL__2P/NL_LOCAL_SPECIES_DENSITY/o3_std of the level 2 products. The table below shows the statistics for given STD ranges.

The statistics are given with respect to the overall valid production:

- Products without fatal errors: GOM_NL__2P/MPH/PRODUCT_ERR=0
- Valid point profile: GOM_NL__2P/NL_LOCAL_SPECIES_DENSITY/pcd(0)=0

The 'Criteria' is applied to valid points of dark limb products:

- Products in dark limb illumination condition: GOM_NL__2P/NL_SUMMARY_QUALITY/obs_ill_cond=0
- Products without fatal errors: GOM_NL__2P/MPH/PRODUCT_ERR=0
- Valid point profile: GOM_NL__2P/NL_LOCAL_SPECIES_DENSITY/pcd(0)=0

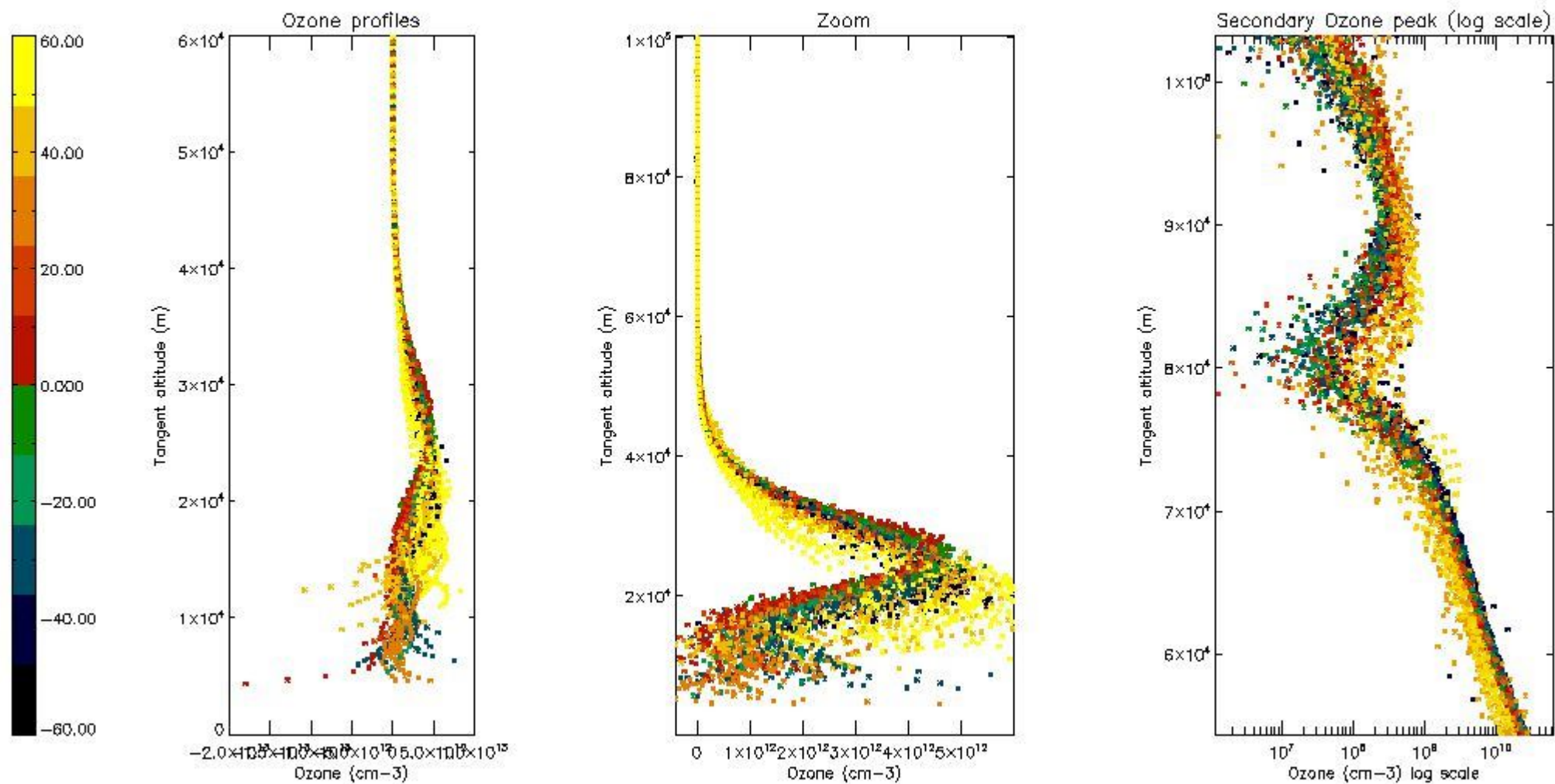
So, the table below shows the percentage of dark limb and valid observations for each criteria with respect to the overall valid daily observations.

Criteria	% of total production
All STD	28
STD < 20	19

STD < 10	16
STD < 5	13

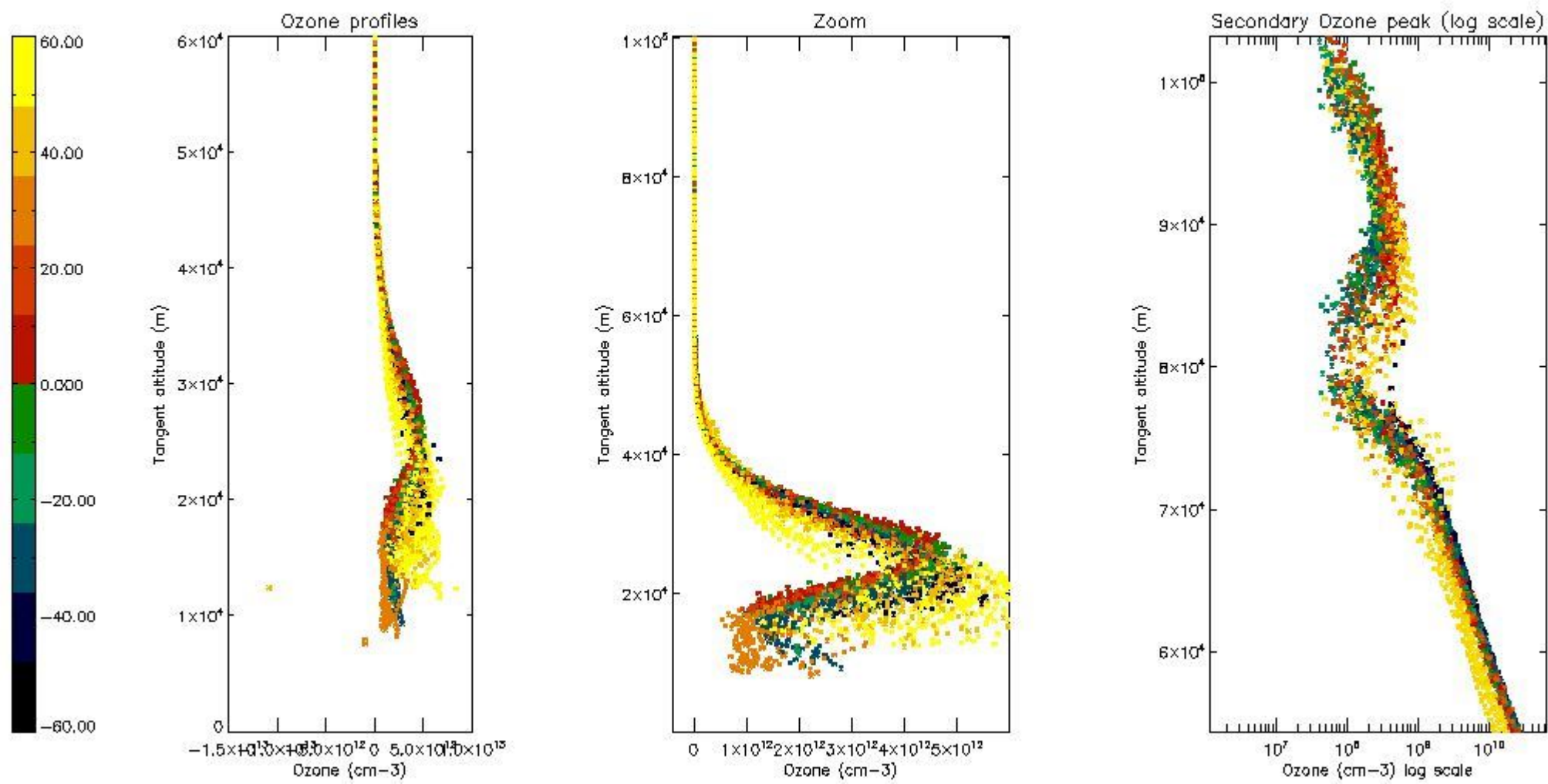
5.2 Plot ozone profiles for all STD (dark without errors)

The colorbar represents the latitude.



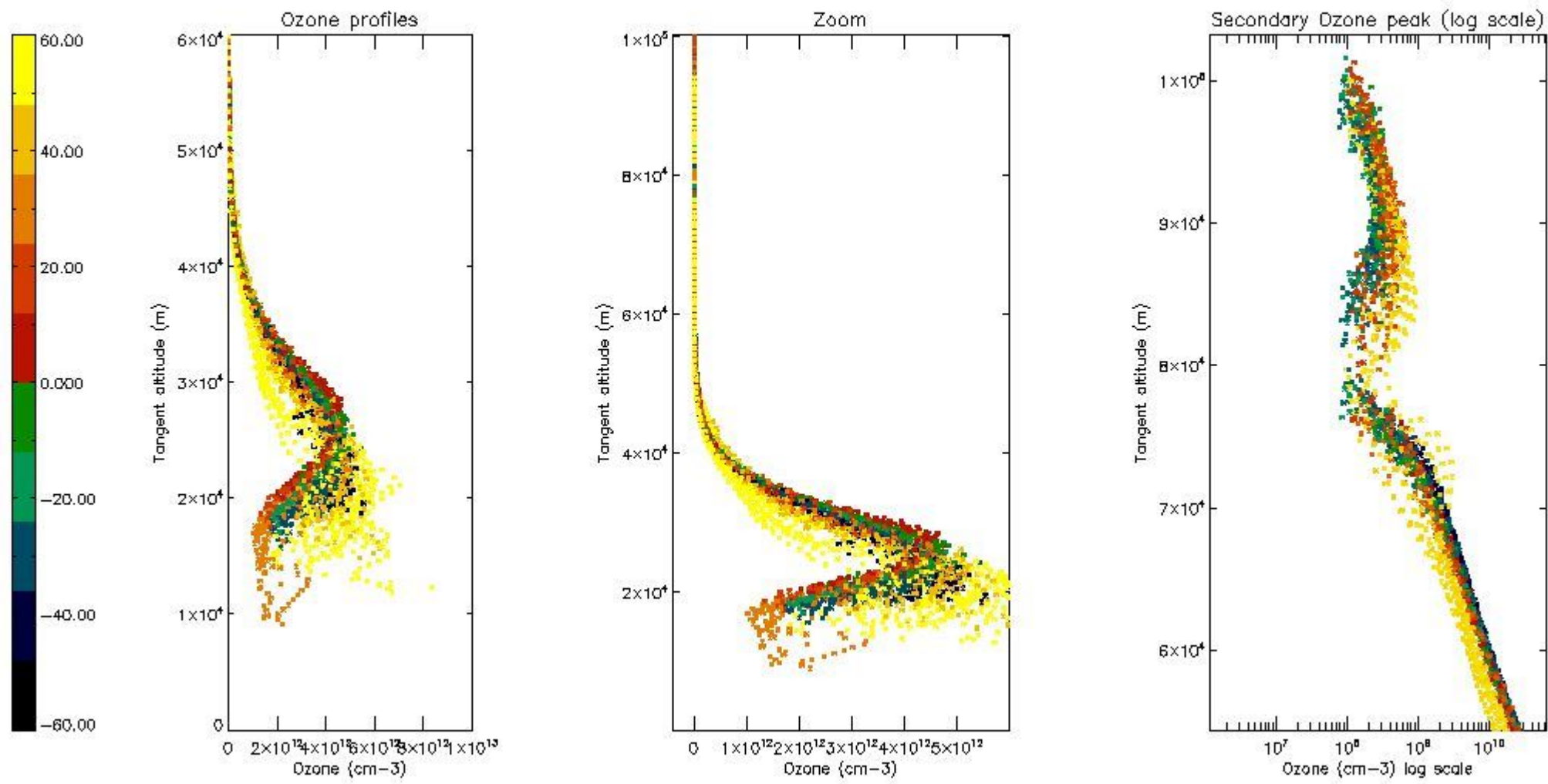
5.3 Plot ozone profiles where STD < 20% (dark without errors)

The colorbar represents the latitude.



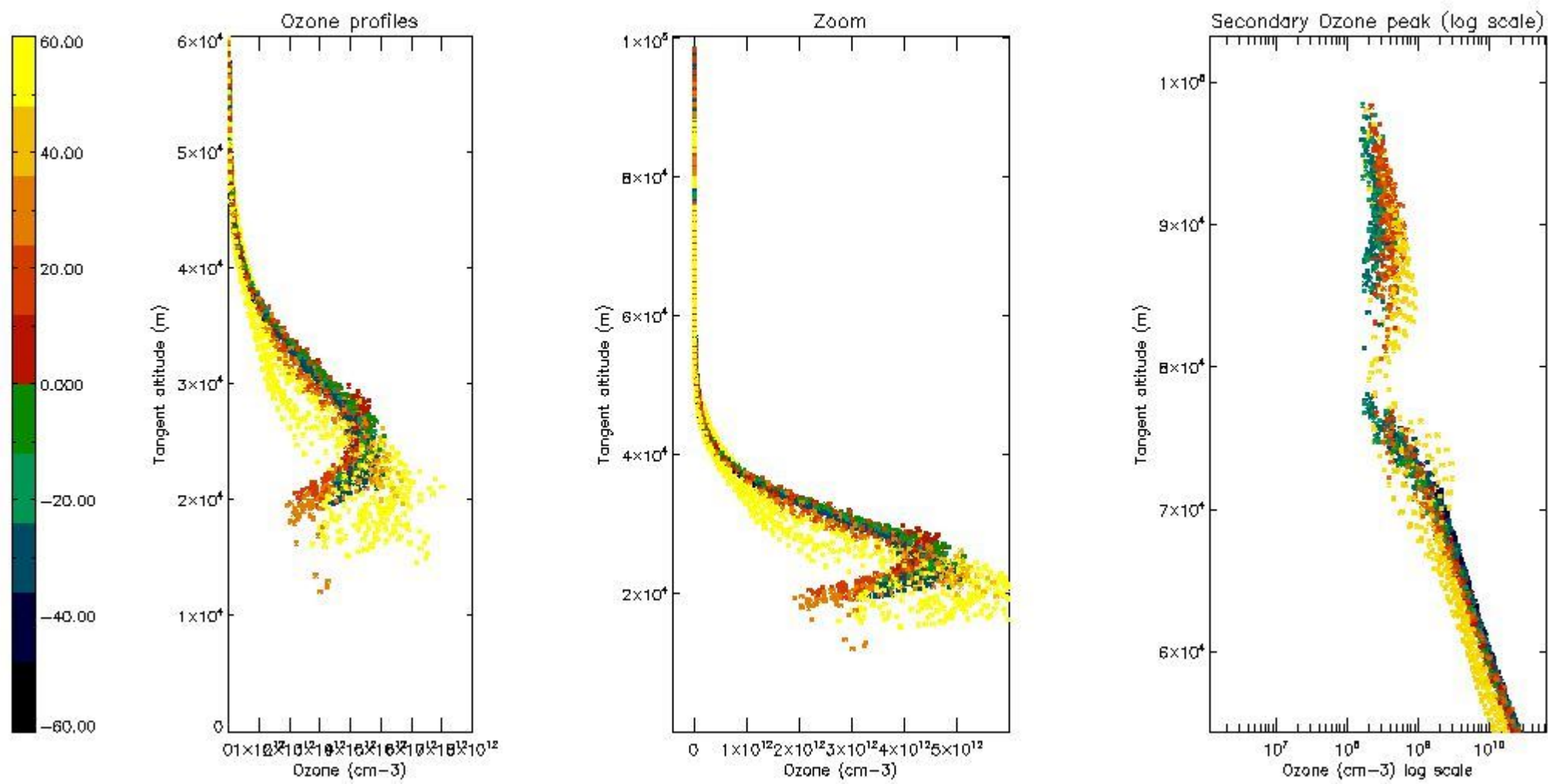
5.4 Plot ozone profiles where STD < 10% (dark without errors)

The colorbar represents the latitude.



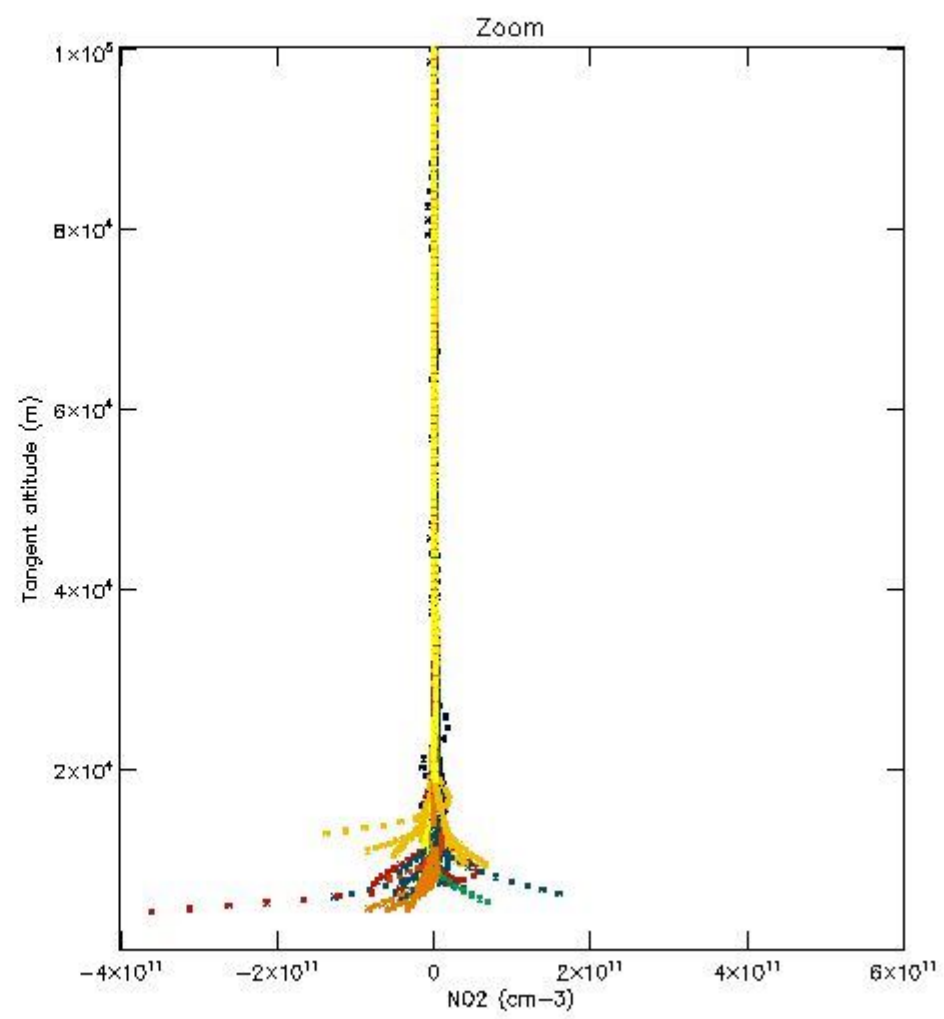
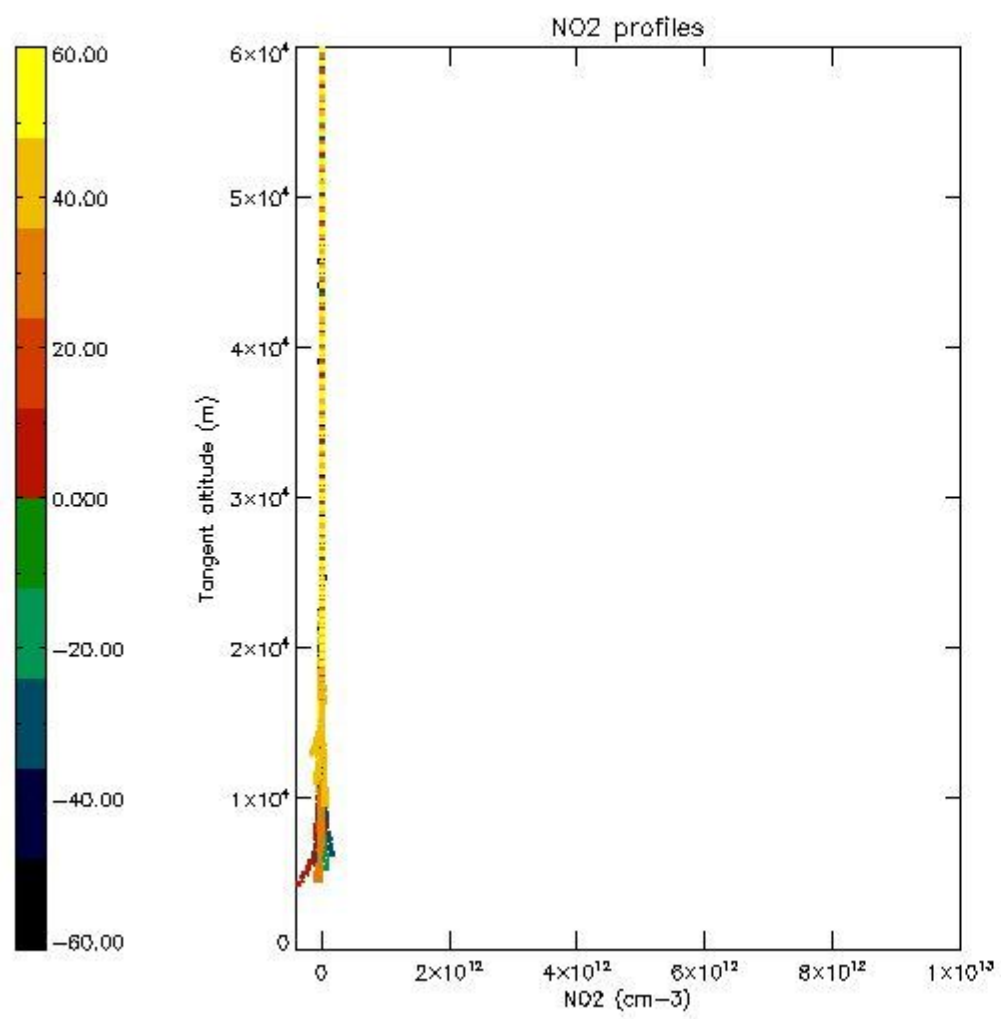
5.5 Plot ozone profiles where STD < 5% (dark without errors)

The colorbar represents the latitude.



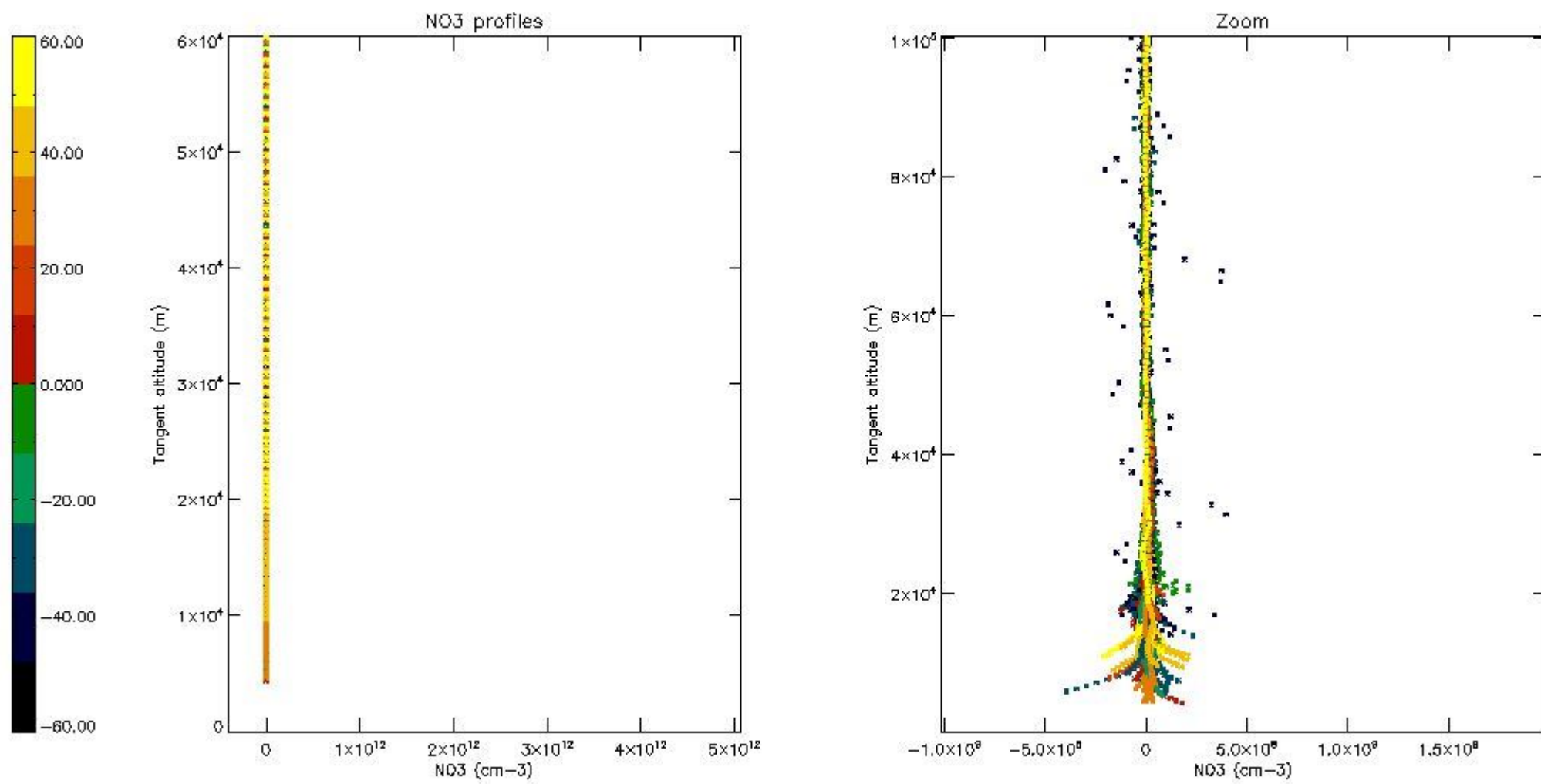
5.6 Plot NO₂ profiles for all STD (dark without errors)

The colorbar represents the latitude.



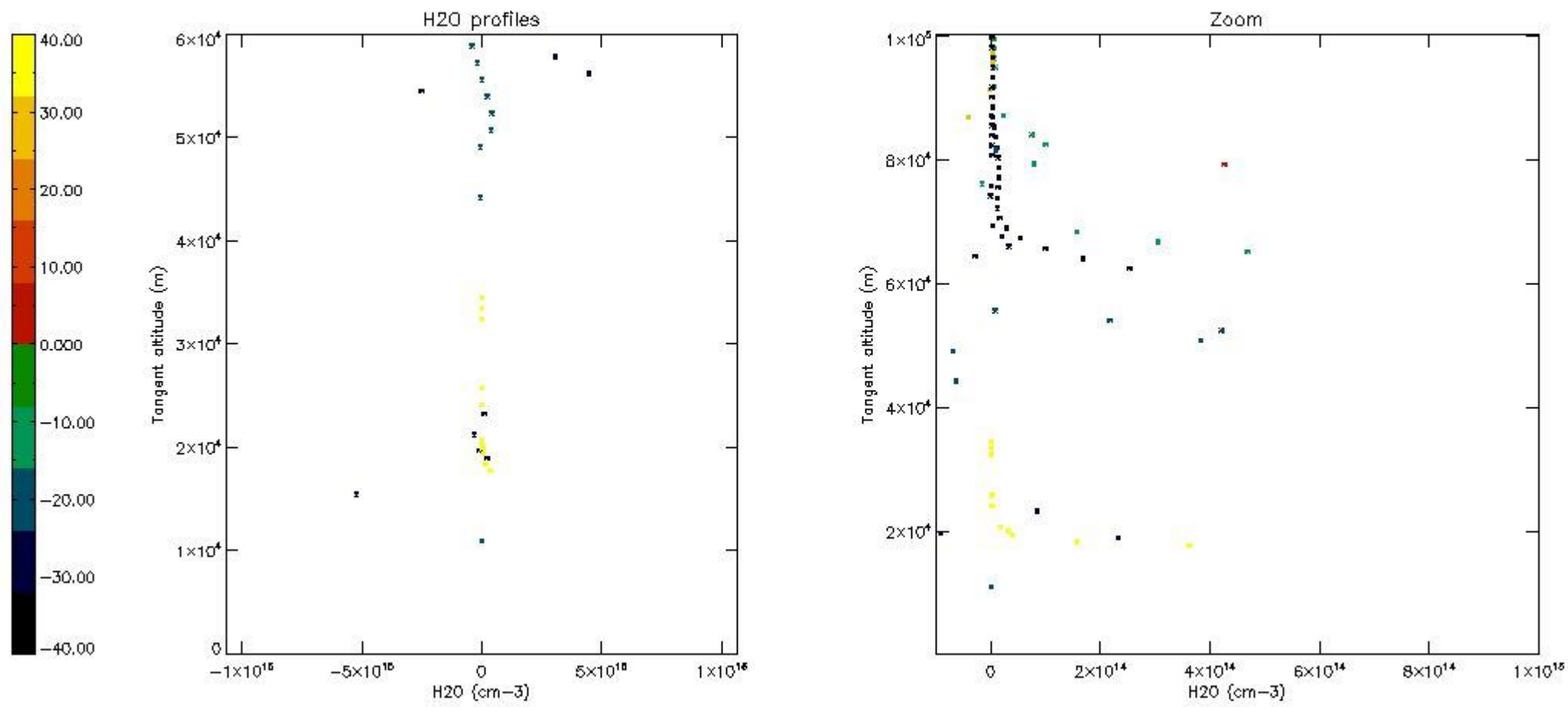
5.7 Plot NO3 profiles for all STD (dark without errors)

The colorbar represents the latitude.



5.8 Plot H₂O profiles for all STD (only for occultations of stars 1,2,3,4,13,14,16,26,63 dark without errors)

The colorbar represents the latitude.



6. Auxiliary Data Files used for the production reported in section 2

The number reported in the third column indicates since which file (see list in section 2) the corresponding auxiliary file has been used. The fourth column is the date of those product files.

Type	Auxiliary Filename	Used since product	Used since product date
INST_PHYS_CHARACTERISTICS	GOM_INS_AXNIEC20050627_150440_20020301_000000_20100101_000000	1	01-DEC-2002 00:00:05
LEVEL-2_PROC_CONFIG	GOM_PR2_AXVIEC20091111_152718_20020301_000000_20500101_000000	1	01-DEC-2002 00:00:05
CROSS_SECTIONS_FILE	GOM_CRS_AXVIEC20091111_154832_20020301_000000_20500101_000000	1	01-DEC-2002 00:00:05

GOMOS Level 2 Daily Report

SUMMARY

[1. General Info](#)

[2. Summary of processed GOM_NL_2P products](#)

[3. Level 2 Quality information per product](#)

[3.1 Plot of level 2 quality information per product \(time dependant\)](#)

[3.2 Plot of level 2 quality information per product \(world map\)](#)

[4. Level 1 Quality information per product \(stored on level 2 products\)](#)

[4.1 Plot of level 1 quality information per product \(time dependant\)](#)

[4.1.1 Plot of level 1 quality information per product \(time dependant\): ASCENDING](#)

[4.1.2 Plot of level 1 quality information per product \(time dependant\): DESCENDING](#)

[4.2 Plot of level 1 quality information per product \(world map\)](#)

[4.2.1 Plot of level 1 quality information per product \(world map\): ASCENDING](#)

[4.2.2 Plot of level 1 quality information per product \(world map\): DESCENDING](#)

[5. Ozone profiles based on quality statistics and other trace gas profiles](#)

[5.1 Ozone statistics based on quality of products](#)

[5.2 Plot ozone profiles for all STD \(dark without errors\)](#)

[5.3 Plot ozone profiles where STD < 20% \(dark without errors\)](#)

[5.4. Plot ozone profiles where STD < 10% \(dark without errors\)](#)

[5.5. Plot ozone profiles where STD < 5% \(dark without errors\)](#)

[5.6 Plot NO2 profiles for all STD \(dark without errors\)](#)

[5.7 Plot NO3 profiles for all STD \(dark without errors\)](#)

[5.8 Plot H2O profiles \(only for occultations of stars 1,2,3,4,13,14,16,26,63 dark without errors\) for all STD](#)

[6. Auxiliary Data Files used for the production reported in section 2](#)

This report presents the daily analysis on parameters extracted from GOMOS level 2 data (GOM_NL__2P). It is intended to monitor some important parameters that will impact the quality of these products. A list of level 2 products (and content) that have arrived during the reporting day to the PCF is also given.

Item	Value
Time of report generation	17APR2013 20:44:35
Data source version	GOMOS/6.01
Start time of products	01-12-2002 (01DEC2002 00:00:00)
Stop time of products	02-12-2002 (02DEC2002 00:00:00)
Store outputs in DB	Yes
Nb of level 2 prods	509
Nb of prods with errors	0

2. Summary of processed GOM_NL__2P products.

Nr	Filename	UTC Start time	Limb	Duration	Star Id	Star Name	Star Mag	Star Temp	Nb Meas	Orbit	Prod. error
1	GOM_NL__2PRFIN20021201_000005_00000562011_00374_03935_1889.N1	01-DEC-2002 00:00:05	Bright	56.000	13	87Alp Tau	0.86700	3800.0	112	3935	No
2	GOM_NL__2PRFIN20021201_000140_000000412011_00374_03935_1890.N1	01-DEC-2002 00:01:40	Bright	40.500	146	25Eta Tau	2.8730	15200.	81	3935	No
3	GOM_NL__2PRFIN20021201_000403_000000402011_00374_03935_1891.N1	01-DEC-2002 00:04:03	Bright	39.500	150	44Zet Per	2.8900	28000.	79	3935	No
4	GOM_NL__2PRFIN20021201_000617_000000392011_00374_03935_1892.N1	01-DEC-2002 00:06:17	Bright	38.500	79	26Bet Per	2.3100	13100.	77	3935	No
5	GOM_NL__2PRFIN20021201_000827_000000412011_00374_03935_1893.N1	01-DEC-2002 00:08:27	Bright	41.000	175	39Del Per	3.0100	19400.	82	3935	No
6	GOM_NL__2PRFIN20021201_000947_000000402011_00374_03935_1894.N1	01-DEC-2002 00:09:47	Bright	40.000	160	23Gam Per	2.9300	4700.0	80	3935	No
7	GOM_NL__2PRFIN20021201_001210_000000362011_00374_03935_1895.N1	01-DEC-2002 00:12:10	Bright	36.000	110	37Del Cas	2.6780	8900.0	72	3935	No
8	GOM_NL__2PRFIN20021201_001953_000000372011_00374_03935_1896.N1	01-DEC-2002 00:19:53	Bright	36.500	49	1Alp UMi	1.9900	6300.0	73	3935	No
9	GOM_NL__2PRFIN20021201_002432_000000402011_00374_03935_1897.N1	01-DEC-2002 00:24:32	Bright	40.000	60	7Bet UMi	2.0810	3950.0	80	3935	No
10	GOM_NL__2PRFIN20021201_002633_000000472011_00374_03935_1898.N1	01-DEC-2002 00:26:33	Bright	46.500	36	50Alp UMa	1.8000	6300.0	93	3935	No
11	GOM_NL__2PRFIN20021201_002810_000000472011_00374_03935_1899.N1	01-DEC-2002 00:28:10	Bright	46.500	82	48Bet UMa	2.3650	10600.	93	3935	No
12	GOM_NL__2PRFIN20021201_002946_000000392011_00374_03935_1900.N1	01-DEC-2002 00:29:46	Bright	39.000	32	77Eps UMa	1.7630	11000.	78	3935	No
13	GOM_NL__2PRFIN20021201_003147_000000422011_00374_03935_1901.N1	01-DEC-2002 00:31:47	Bright	42.000	39	85Eta UMa	1.8540	24000.	84	3935	No
14	GOM_NL__2PRFIN20021201_003445_000000372011_00374_03935_1902.N1	01-DEC-2002 00:34:45	Bright	36.500	180	27Gam Boo	3.0400	8000.0	73	3935	No
15	GOM_NL__2PRFIN20021201_003745_000000362011_00374_03935_1903.N1	01-DEC-2002 00:37:45	Bright	36.000	83		2.3780	11000.	72	3935	No
16	GOM_NL__2PRFIN20021201_004015_000000372011_00374_03935_1904.N1	01-DEC-2002 00:40:15	Bright	36.500	3	16Alp Boo	-0.050000	4250.0	73	3935	No
17	GOM_NL__2PRFIN20021201_004351_000000722011_00374_03935_1905.N1	01-DEC-2002 00:43:51	Bright	71.500	96	68Del Leo	2.5600	9300.0	143	3935	No
18	GOM_NL__2PRFIN20021201_004809_000000462011_00374_03935_1906.N1	01-DEC-2002 00:48:09	Bright	46.000	121	29Gam Vir	2.7400	7200.0	92	3935	No
19	GOM_NL__2PRFIN20021201_004935_000000442011_00374_03935_1907.N1	01-DEC-2002 00:49:35	Bright	44.000	15	67Alp Vir	0.97600	28000.	88	3935	No
20	GOM_NL__2PRFIN20021201_005253_000000492011_00374_03935_1908.N1	01-DEC-2002 00:52:53	Twilight	48.500	163	7Del Crv	2.9450	11000.	97	3935	No
21	GOM_NL__2PRFIN20021201_005431_000000522011_00374_03935_1909.N1	01-DEC-2002 00:54:31	Twilight	52.000	106	9Bet Crv	2.6480	5600.0	104	3935	No
22	GOM_NL__2PRFIN20021201_010035_000000402011_00374_03935_1910.N1	01-DEC-2002 01:00:35	Dark	39.500	77	Eps Cen	2.3030	28000.	79	3935	No
23	GOM_NL__2PRFIN20021201_010214_000000492011_00374_03935_1911.N1	01-DEC-2002 01:02:14	Dark	49.000	10	Bet Cen	0.61000	28000.	98	3935	No
24	GOM_NL__2PRFIN20021201_010410_000000452011_00375_03936_1636.N1	01-DEC-2002 01:04:10	Dark	45.000	12	Alp1Cru	0.77500	30000.	90	3936	No
25	GOM_NL__2PRFIN20021201_010652_000000392011_00375_03936_1637.N1	01-DEC-2002 01:06:52	Dark	38.500	124	The Car	2.7640	30000.	77	3936	No
26	GOM_NL__2PRFIN20021201_011131_000000432011_00375_03936_1638.N1	01-DEC-2002 01:11:31	Dark	43.000	41	Eps Car	1.8600	4100.0	86	3936	No
27	GOM_NL__2PRFIN20021201_011331_000000512011_00375_03936_1639.N1	01-DEC-2002 01:13:31	Dark	50.500	34	Gam2Vel	1.7930	23000.	101	3936	No
28	GOM_NL__2PRFIN20021201_011654_000000482011_00375_03936_1640.N1	01-DEC-2002 01:16:54	Dark	48.000	2	Alp Car	-0.73600	7000.0	96	3936	No
29	GOM_NL__2PRFIN20021201_011845_000000622011_00375_03936_1641.N1	01-DEC-2002 01:18:45	Dark	62.000	117	Pi Pup	2.7060	3800.0	124	3936	No
30	GOM_NL__2PRFIN20021201_012233_000000712011_00375_03936_1642.N1	01-DEC-2002 01:22:33	Dark	70.500	23	21Eps CMa	1.5020	26000.	141	3936	No
31	GOM_NL__2PRFIN20021201_012443_000000752011_00375_03936_1643.N1	01-DEC-2002 01:24:43	Straylight	74.500	179	24Omi2CMa	3.0320	24000.	149	3936	No
32	GOM_NL__2PRFIN20021201_012832_000000702011_00375_03936_1644.N1	01-DEC-2002 01:28:32	Straylight	70.000	47	2Bet CMa	1.9760	28000.	140	3936	No
33	GOM_NL__2PRFIN20021201_013219_000000622011_00375_03936_1645.N1	01-DEC-2002 01:32:19	Straylight	61.500	56	53Kap Ori	2.0650	30000.	123	3936	No
34	GOM_NL__2PRFIN20021201_013543_000000662011_00375_03936_1646.N1	01-DEC-2002 01:35:43	Twilight	65.500	30	46Eps Ori	1.6940	30000.	131	3936	No
35	GOM_NL__2PRFIN20021201_013827_000000612011_00375_03936_1647.N1	01-DEC-2002 01:38:27	Twilight	61.000	27	24Gam Ori	1.6360	26000.	122	3936	No
36	GOM_NL__2PRFIN20021201_014041_000000592011_00375_03936_1648.N1	01-DEC-2002 01:40:41	Bright	58.500	13	87Alp Tau	0.86700	3800.0	117	3936	No
37	GOM_NL__2PRFIN20021201_014216_000000402011_00375_03936_1649.N1	01-DEC-2002 01:42:16	Bright	40.000	146	25Eta Tau	2.8730	15200.	80	3936	No
38	GOM_NL__2PRFIN20021201_014439_000000402011_00375_03936_1650.N1	01-DEC-2002 01:44:39	Bright	39.500	150	44Zet Per	2.8900	28000.	79	3936	No
39	GOM_NL__2PRFIN20021201_014653_000000392011_00375_03936_1651.N1	01-DEC-2002 01:46:53	Bright	38.500	79	26Bet Per	2.3100	13100.	77	3936	No
40	GOM_NL__2PRFIN20021201_014906_000000382011_00375_03936_1652.N1	01-DEC-2002 01:49:06	Bright	38.000	175	39Del Per	3.0100	19400.	76	3936	No
41	GOM_NL__2PRFIN20021201_015026_000000382011_00375_03936_1653.N1	01-DEC-2002 01:50:26	Bright	37.500	160	23Gam Per	2.9300	4700.0	75	3936	No
42	GOM_NL__2PRFIN20021201_015246_000000372011_00375_03936_1654.N1	01-DEC-2002 01:52:46	Bright	37.000	110	37Del Cas	2.6780	8900.0	74	3936	No

43	GOM_NL__2PRFIN20021201_020029_000000382011_00375_03936_1655.N1	01-DEC-2002 02:00:29	Bright	37.500	49	1Alp UMi	1.9900	6300.0	75	3936	No
44	GOM_NL__2PRFIN20021201_020509_000000392011_00375_03936_1656.N1	01-DEC-2002 02:05:09	Bright	38.500	60	7Bet UMi	2.0810	3950.0	77	3936	No
45	GOM_NL__2PRFIN20021201_020709_000000462011_00375_03936_1657.N1	01-DEC-2002 02:07:09	Bright	46.000	36	50Alp UMa	1.8000	6300.0	92	3936	No
46	GOM_NL__2PRFIN20021201_020846_000000482011_00375_03936_1658.N1	01-DEC-2002 02:08:46	Bright	47.500	82	48Bet UMa	2.3650	10600.	95	3936	No
47	GOM_NL__2PRFIN20021201_021020_000000442011_00375_03936_1659.N1	01-DEC-2002 02:10:20	Bright	43.500	32	77Eps UMa	1.7630	11000.	87	3936	No
48	GOM_NL__2PRFIN20021201_021223_000000412011_00375_03936_1660.N1	01-DEC-2002 02:12:23	Bright	41.000	39	85Eta UMa	1.8540	24000.	82	3936	No
49	GOM_NL__2PRFIN20021201_021519_000000472011_00375_03936_1661.N1	01-DEC-2002 02:15:19	Bright	46.500	180	27Gam Boo	3.0400	8000.0	93	3936	No
50	GOM_NL__2PRFIN20021201_021821_000000342011_00375_03936_1662.N1	01-DEC-2002 02:18:21	Bright	34.000	83		2.3780	11000.	68	3936	No
51	GOM_NL__2PRFIN20021201_022052_000000372011_00375_03936_1663.N1	01-DEC-2002 02:20:52	Bright	36.500	3	16Alp Boo	-0.050000	4250.0	73	3936	No
52	GOM_NL__2PRFIN20021201_022428_000000722011_00375_03936_1664.N1	01-DEC-2002 02:24:28	Bright	71.500	96	68Del Leo	2.5600	9300.0	143	3936	No
53	GOM_NL__2PRFIN20021201_022846_000000472011_00375_03936_1665.N1	01-DEC-2002 02:28:46	Bright	46.500	121	29Gam Vir	2.7400	7200.0	93	3936	No
54	GOM_NL__2PRFIN20021201_023013_000000402011_00375_03936_1666.N1	01-DEC-2002 02:30:13	Bright	40.000	15	67Alp Vir	0.97600	28000.	80	3936	No
55	GOM_NL__2PRFIN20021201_023508_000000512011_00375_03936_1667.N1	01-DEC-2002 02:35:08	Twilight	51.000	106	9Bet Crv	2.6480	5600.0	102	3936	No
56	GOM_NL__2PRFIN20021201_023709_000000412011_00375_03936_1668.N1	01-DEC-2002 02:37:09	Dark	40.500	123	1ot Cen	2.7500	10200.	81	3936	No
57	GOM_NL__2PRFIN20021201_024111_000000372011_00375_03936_1669.N1	01-DEC-2002 02:41:11	Dark	37.000	77	Eps Cen	2.3030	28000.	74	3936	No
58	GOM_NL__2PRFIN20021201_024250_000000492011_00375_03936_1670.N1	01-DEC-2002 02:42:50	Dark	48.500	10	Bet Cen	0.61000	28000.	97	3936	No
59	GOM_NL__2PRFIN20021201_024446_000000392011_00376_03937_1613.N1	01-DEC-2002 02:44:46	Dark	38.500	12	Alp1Cru	0.77500	30000.	77	3937	No
60	GOM_NL__2PRFIN20021201_024729_000000392011_00376_03937_1614.N1	01-DEC-2002 02:47:29	Dark	38.500	124	The Car	2.7640	30000.	77	3937	No
61	GOM_NL__2PRFIN20021201_025208_000000542011_00376_03937_1615.N1	01-DEC-2002 02:52:08	Dark	53.500	41	Eps Car	1.8600	4100.0	107	3937	No
62	GOM_NL__2PRFIN20021201_025408_000000512011_00376_03937_1616.N1	01-DEC-2002 02:54:08	Dark	51.000	34	Gam2Vel	1.7930	23000.	102	3937	No
63	GOM_NL__2PRFIN20021201_025730_000000482011_00376_03937_1617.N1	01-DEC-2002 02:57:30	Dark	47.500	2	Alp Car	-0.73600	7000.0	95	3937	No
64	GOM_NL__2PRFIN20021201_025922_000000612011_00376_03937_1618.N1	01-DEC-2002 02:59:22	Dark	61.000	117	Pi Pup	2.7060	3800.0	122	3937	No
65	GOM_NL__2PRFIN20021201_030310_000000672011_00376_03937_1619.N1	01-DEC-2002 03:03:10	Dark	67.000	23	21Eps CMa	1.5020	26000.	134	3937	No
66	GOM_NL__2PRFIN20021201_030520_000000752011_00376_03937_1620.N1	01-DEC-2002 03:05:20	Straylight	74.500	179	24Omi2CMa	3.0320	24000.	149	3937	No
67	GOM_NL__2PRFIN20021201_030908_000000682011_00376_03937_1621.N1	01-DEC-2002 03:09:08	Straylight	67.500	47	2Bet CMa	1.9760	28000.	135	3937	No
68	GOM_NL__2PRFIN20021201_031255_000000662011_00376_03937_1622.N1	01-DEC-2002 03:12:55	Straylight	65.500	56	53Kap Ori	2.0650	30000.	131	3937	No
69	GOM_NL__2PRFIN20021201_031618_000000642011_00376_03937_1623.N1	01-DEC-2002 03:16:18	Tw_and_stray	64.000	30	46Eps Ori	1.6940	30000.	128	3937	No
70	GOM_NL__2PRFIN20021201_031902_000000642011_00376_03937_1624.N1	01-DEC-2002 03:19:02	Tw_and_stray	64.000	27	24Gam Ori	1.6360	26000.	128	3937	No
71	GOM_NL__2PRFIN20021201_032117_000000562011_00376_03937_1625.N1	01-DEC-2002 03:21:17	Bright	55.500	13	87Alp Tau	0.86700	3800.0	111	3937	No
72	GOM_NL__2PRFIN20021201_032253_000000422011_00376_03937_1626.N1	01-DEC-2002 03:22:53	Bright	41.500	146	25Eta Tau	2.8730	15200.	83	3937	No
73	GOM_NL__2PRFIN20021201_032515_000000412011_00376_03937_1627.N1	01-DEC-2002 03:25:15	Bright	40.500	150	44Zet Per	2.8900	28000.	81	3937	No
74	GOM_NL__2PRFIN20021201_032729_000000392011_00376_03937_1628.N1	01-DEC-2002 03:27:29	Bright	38.500	79	26Bet Per	2.3100	13100.	77	3937	No
75	GOM_NL__2PRFIN20021201_032941_000000392011_00376_03937_1629.N1	01-DEC-2002 03:29:41	Bright	38.500	175	39Del Per	3.0100	19400.	77	3937	No
76	GOM_NL__2PRFIN20021201_033102_000000392011_00376_03937_1630.N1	01-DEC-2002 03:31:02	Bright	38.500	160	23Gam Per	2.9300	4700.0	77	3937	No
77	GOM_NL__2PRFIN20021201_033322_000000362011_00376_03937_1631.N1	01-DEC-2002 03:33:22	Bright	35.500	110	37Del Cas	2.6780	8900.0	71	3937	No
78	GOM_NL__2PRFIN20021201_034105_000000382011_00376_03937_1632.N1	01-DEC-2002 03:41:05	Bright	38.000	49	1Alp UMi	1.9900	6300.0	76	3937	No
79	GOM_NL__2PRFIN20021201_034545_000000392011_00376_03937_1633.N1	01-DEC-2002 03:45:45	Bright	38.500	60	7Bet UMi	2.0810	3950.0	77	3937	No
80	GOM_NL__2PRFIN20021201_034745_000000462011_00376_03937_1634.N1	01-DEC-2002 03:47:45	Bright	46.000	36	50Alp UMa	1.8000	6300.0	92	3937	No
81	GOM_NL__2PRFIN20021201_034921_000000452011_00376_03937_1635.N1	01-DEC-2002 03:49:21	Bright	44.500	82	48Bet UMa	2.3650	10600.	89	3937	No
82	GOM_NL__2PRFIN20021201_035058_000000422011_00376_03937_1636.N1	01-DEC-2002 03:50:58	Bright	42.000	32	77Eps UMa	1.7630	11000.	84	3937	No
83	GOM_NL__2PRFIN20021201_035302_000000392011_00376_03937_1637.N1	01-DEC-2002 03:53:02	Bright	38.500	39	85Eta UMa	1.8540	24000.	77	3937	No
84	GOM_NL__2PRFIN20021201_035556_000000372011_00376_03937_1638.N1	01-DEC-2002 03:55:56	Bright	36.500	180	27Gam Boo	3.0400	8000.0	73	3937	No
85	GOM_NL__2PRFIN20021201_035858_000000352011_00376_03937_1639.N1	01-DEC-2002 03:58:58	Bright	35.000	83		2.3780	11000.	70	3937	No
86	GOM_NL__2PRFIN20021201_040128_000000372011_00376_03937_1640.N1	01-DEC-2002 04:01:28	Bright	37.000	3	16Alp Boo	-0.050000	4250.0	74	3937	No
87	GOM_NL__2PRFIN20021201_040505_000000722011_00376_03937_1641.N1	01-DEC-2002 04:05:05	Bright	71.500	96	68Del Leo	2.5600	9300.0	143	3937	No
88	GOM_NL__2PRFIN20021201_040923_000000622011_00376_03937_1642.N1	01-DEC-2002 04:09:23	Bright	62.000	121	29Gam Vir	2.7400	7200.0	124	3937	No
89	GOM_NL__2PRFIN20021201_041050_000000452011_00376_03937_1643.N1	01-DEC-2002 04:10:50	Bright	44.500	15	67Alp Vir	0.97600	28000.	89	3937	No
90	GOM_NL__2PRFIN20021201_041408_000000452011_00376_03937_1644.N1	01-DEC-2002 04:14:08	Tw_and_stray	45.000	163	7Del Crv	2.9450	11000.	90	3937	No
91	GOM_NL__2PRFIN20021201_041545_000000452011_00376_03937_1645.N1	01-DEC-2002 04:15:45	Twilight	45.000	106	9Bet Crv	2.6480	5600.0	90	3937	No
92	GOM_NL__2PRFIN20021201_041746_000000412011_00376_03937_1646.N1	01-DEC-2002 04:17:46	Dark	41.000	123	1ot Cen	2.7500	10200.	82	3937	No
93	GOM_NL__2PRFIN20021201_042148_000000422011_00376_03937_1647.N1	01-DEC-2002 04:21:48	Dark	42.000	77	Eps Cen	2.3030	28000.	84	3937	No
94	GOM_NL__2PRFIN20021201_042326_000000482011_00376_03937_1648.N1	01-DEC-2002 04:23:26	Dark	48.000	10	Bet Cen	0.61000	28000.	96	3937	No
95	GOM_NL__2PRFIN20021201_042522_000000412011_00377_03938_1614.N1	01-DEC-2002 04:25:22	Dark	41.000	12	Alp1Cru	0.77500	30000.	82	3938	No
96	GOM_NL__2PRFIN20021201_042805_000000412011_00377_03938_1615.N1	01-DEC-2002 04:28:05	Dark	40.500	124	The Car	2.7640	30000.	81	3938	No
97	GOM_NL__2PRFIN20021201_043245_000000582011_00377_03938_1616.N1	01-DEC-2002 04:32:45	Dark	57.500	41	Eps Car	1.8600	4100.0	115	3938	No
98	GOM_NL__2PRFIN20021201_043444_000000552011_00377_03938_1617.N1	01-DEC-2002 04:34:44	Dark	55.000	34	Gam2Vel	1.7930	23000.	110	3938	No
99	GOM_NL__2PRFIN20021201_043806_000000522011_00377_03938_1618.N1	01-DEC-2002 04:38:06	Dark	52.000	2	Alp Car	-0.73600	7000.0	104	3938	No
100	GOM_NL__2PRFIN20021201_043959_000000672011_00377_03938_1619.N1	01-DEC-2002 04:39:59	Dark	66.500	117	Pi Pup	2.7060	3800.0	133	3938	No
101	GOM_NL__2PRFIN20021201_044347_000000702011_00377_03938_1620.N1	01-DEC-2002 04:43:47	Dark	70.000	23	21Eps CMa	1.5020	26000.	140	3938	No

102	GOM_NL__2PRFIN20021201_044556_000000752011_00377_03938_1621.N1	01-DEC-2002 04:45:56	Straylight	75.000	179	24Omi2CMa	3.0320	24000.	150	3938	No
103	GOM_NL__2PRFIN20021201_044944_000000702011_00377_03938_1622.N1	01-DEC-2002 04:49:44	Straylight	69.500	47	2Bet CMa	1.9760	28000.	139	3938	No
104	GOM_NL__2PRFIN20021201_045330_000000652011_00377_03938_1623.N1	01-DEC-2002 04:53:30	Straylight	65.000	56	53Kap Ori	2.0650	30000.	130	3938	No
105	GOM_NL__2PRFIN20021201_045654_000000622011_00377_03938_1624.N1	01-DEC-2002 04:56:54	Tw_i_and_stray	62.000	30	46Eps Ori	1.6940	30000.	124	3938	No
106	GOM_NL__2PRFIN20021201_045937_000000622011_00377_03938_1625.N1	01-DEC-2002 04:59:37	Tw_i_and_stray	62.000	27	24Gam Ori	1.6360	26000.	124	3938	No
107	GOM_NL__2PRFIN20021201_050152_000000562011_00377_03938_1626.N1	01-DEC-2002 05:01:52	Bright	56.000	13	87Alp Tau	0.86700	3800.0	112	3938	No
108	GOM_NL__2PRFIN20021201_050329_000000392011_00377_03938_1627.N1	01-DEC-2002 05:03:29	Bright	39.000	146	25Eta Tau	2.8730	15200.	78	3938	No
109	GOM_NL__2PRFIN20021201_050551_000000412011_00377_03938_1628.N1	01-DEC-2002 05:05:51	Bright	41.000	150	44Zet Per	2.8900	28000.	82	3938	No
110	GOM_NL__2PRFIN20021201_050805_000000392011_00377_03938_1629.N1	01-DEC-2002 05:08:05	Bright	38.500	79	26Bet Per	2.3100	13100.	77	3938	No
111	GOM_NL__2PRFIN20021201_051017_000000392011_00377_03938_1630.N1	01-DEC-2002 05:10:17	Bright	38.500	175	39Del Per	3.0100	19400.	77	3938	No
112	GOM_NL__2PRFIN20021201_051137_000000392011_00377_03938_1631.N1	01-DEC-2002 05:11:37	Bright	38.500	160	23Gam Per	2.9300	4700.0	77	3938	No
113	GOM_NL__2PRFIN20021201_051358_000000352011_00377_03938_1632.N1	01-DEC-2002 05:13:58	Bright	35.000	110	37Del Cas	2.6780	8900.0	70	3938	No
114	GOM_NL__2PRFIN20021201_052142_000000382011_00377_03938_1633.N1	01-DEC-2002 05:21:42	Bright	38.000	49	1Alp UMi	1.9900	6300.0	76	3938	No
115	GOM_NL__2PRFIN20021201_052622_000000382011_00377_03938_1634.N1	01-DEC-2002 05:26:22	Bright	38.000	60	7Bet UMi	2.0810	3950.0	76	3938	No
116	GOM_NL__2PRFIN20021201_052821_000000462011_00377_03938_1635.N1	01-DEC-2002 05:28:21	Bright	46.000	36	50Alp UMa	1.8000	6300.0	92	3938	No
117	GOM_NL__2PRFIN20021201_052957_000000472011_00377_03938_1636.N1	01-DEC-2002 05:29:57	Bright	46.500	82	48Bet UMa	2.3650	10600.	93	3938	No
118	GOM_NL__2PRFIN20021201_053134_000000412011_00377_03938_1637.N1	01-DEC-2002 05:31:34	Bright	41.000	32	77Eps UMa	1.7630	11000.	82	3938	No
119	GOM_NL__2PRFIN20021201_053339_000000392011_00377_03938_1638.N1	01-DEC-2002 05:33:39	Bright	39.000	39	85Eta UMa	1.8540	24000.	78	3938	No
120	GOM_NL__2PRFIN20021201_053632_000000372011_00377_03938_1639.N1	01-DEC-2002 05:36:32	Bright	37.000	180	27Gam Boo	3.0400	8000.0	74	3938	No
121	GOM_NL__2PRFIN20021201_053934_000000362011_00377_03938_1640.N1	01-DEC-2002 05:39:34	Bright	35.500	83		2.3780	11000.	71	3938	No
122	GOM_NL__2PRFIN20021201_054205_000000372011_00377_03938_1641.N1	01-DEC-2002 05:42:05	Bright	36.500	3	16Alp Boo	-0.050000	4250.0	73	3938	No
123	GOM_NL__2PRFIN20021201_054542_000000762011_00377_03938_1642.N1	01-DEC-2002 05:45:42	Bright	75.500	96	68Del Leo	2.5600	9300.0	151	3938	No
124	GOM_NL__2PRFIN20021201_055000_000000622011_00377_03938_1643.N1	01-DEC-2002 05:50:00	Bright	62.000	121	29Gam Vir	2.7400	7200.0	124	3938	No
125	GOM_NL__2PRFIN20021201_055127_000000542011_00377_03938_1644.N1	01-DEC-2002 05:51:27	Bright	54.000	15	67Alp Vir	0.97600	28000.	108	3938	No
126	GOM_NL__2PRFIN20021201_055445_000000472011_00377_03938_1645.N1	01-DEC-2002 05:54:45	Tw_i_and_stray	47.000	163	7Del Crv	2.9450	11000.	94	3938	No
127	GOM_NL__2PRFIN20021201_055622_000000482011_00377_03938_1646.N1	01-DEC-2002 05:56:22	Twilight	47.500	106	9Bet Crv	2.6480	5600.0	95	3938	No
128	GOM_NL__2PRFIN20021201_055822_000000412011_00377_03938_1647.N1	01-DEC-2002 05:58:22	Dark	40.500	123	1ot Cen	2.7500	10200.	81	3938	No
129	GOM_NL__2PRFIN20021201_060224_000000402011_00377_03938_1648.N1	01-DEC-2002 06:02:24	Dark	39.500	77	Eps Cen	2.3030	28000.	79	3938	No
130	GOM_NL__2PRFIN20021201_060403_000000412011_00377_03938_1649.N1	01-DEC-2002 06:04:03	Dark	41.000	10	Bet Cen	0.61000	28000.	82	3938	No
131	GOM_NL__2PRFIN20021201_060559_000000412011_00378_03939_1614.N1	01-DEC-2002 06:05:59	Dark	40.500	12	Alp1Cru	0.77500	30000.	81	3939	No
132	GOM_NL__2PRFIN20021201_060841_000000392011_00378_03939_1615.N1	01-DEC-2002 06:08:41	Dark	38.500	124	The Car	2.7640	30000.	77	3939	No
133	GOM_NL__2PRFIN20021201_061322_000000432011_00378_03939_1616.N1	01-DEC-2002 06:13:22	Dark	43.000	41	Eps Car	1.8600	4100.0	86	3939	No
134	GOM_NL__2PRFIN20021201_061521_000000512011_00378_03939_1617.N1	01-DEC-2002 06:15:21	Dark	50.500	34	Gam2Vel	1.7930	23000.	101	3939	No
135	GOM_NL__2PRFIN20021201_061843_000000562011_00378_03939_1618.N1	01-DEC-2002 06:18:43	Dark	55.500	2	Alp Car	-0.73600	7000.0	111	3939	No
136	GOM_NL__2PRFIN20021201_062036_000000592011_00378_03939_1619.N1	01-DEC-2002 06:20:36	Dark	59.000	117	Pi Pup	2.7060	3800.0	118	3939	No
137	GOM_NL__2PRFIN20021201_062424_000000672011_00378_03939_1620.N1	01-DEC-2002 06:24:24	Dark	67.000	23	21Eps CMa	1.5020	26000.	134	3939	No
138	GOM_NL__2PRFIN20021201_062633_000000712011_00378_03939_1621.N1	01-DEC-2002 06:26:33	Straylight	70.500	179	24Omi2CMa	3.0320	24000.	141	3939	No
139	GOM_NL__2PRFIN20021201_063021_000000712011_00378_03939_1622.N1	01-DEC-2002 06:30:21	Straylight	70.500	47	2Bet CMa	1.9760	28000.	141	3939	No
140	GOM_NL__2PRFIN20021201_063406_000000662011_00378_03939_1623.N1	01-DEC-2002 06:34:06	Straylight	65.500	56	53Kap Ori	2.0650	30000.	131	3939	No
141	GOM_NL__2PRFIN20021201_063729_000000652011_00378_03939_1624.N1	01-DEC-2002 06:37:29	Tw_i_and_stray	65.000	30	46Eps Ori	1.6940	30000.	130	3939	No
142	GOM_NL__2PRFIN20021201_064013_000000622011_00378_03939_1625.N1	01-DEC-2002 06:40:13	Tw_i_and_stray	62.000	27	24Gam Ori	1.6360	26000.	124	3939	No
143	GOM_NL__2PRFIN20021201_064228_000000532011_00378_03939_1626.N1	01-DEC-2002 06:42:28	Bright	53.000	13	87Alp Tau	0.86700	3800.0	106	3939	No
144	GOM_NL__2PRFIN20021201_064404_000000412011_00378_03939_1627.N1	01-DEC-2002 06:44:04	Bright	40.500	146	25Eta Tau	2.8730	15200.	81	3939	No
145	GOM_NL__2PRFIN20021201_064627_000000412011_00378_03939_1628.N1	01-DEC-2002 06:46:27	Bright	41.000	150	44Zet Per	2.8900	28000.	82	3939	No
146	GOM_NL__2PRFIN20021201_064841_000000382011_00378_03939_1629.N1	01-DEC-2002 06:48:41	Bright	38.000	79	26Bet Per	2.3100	13100.	76	3939	No
147	GOM_NL__2PRFIN20021201_065054_000000372011_00378_03939_1630.N1	01-DEC-2002 06:50:54	Bright	37.000	175	39Del Per	3.0100	19400.	74	3939	No
148	GOM_NL__2PRFIN20021201_065214_000000372011_00378_03939_1631.N1	01-DEC-2002 06:52:14	Bright	36.500	160	23Gam Per	2.9300	4700.0	73	3939	No
149	GOM_NL__2PRFIN20021201_065434_000000362011_00378_03939_1632.N1	01-DEC-2002 06:54:34	Bright	35.500	110	37Del Cas	2.6780	8900.0	71	3939	No
150	GOM_NL__2PRFIN20021201_070218_000000362011_00378_03939_1633.N1	01-DEC-2002 07:02:18	Bright	36.000	49	1Alp UMi	1.9900	6300.0	72	3939	No
151	GOM_NL__2PRFIN20021201_070658_000000392011_00378_03939_1634.N1	01-DEC-2002 07:06:58	Bright	38.500	60	7Bet UMi	2.0810	3950.0	77	3939	No
152	GOM_NL__2PRFIN20021201_070857_000000462011_00378_03939_1635.N1	01-DEC-2002 07:08:57	Bright	46.000	36	50Alp UMa	1.8000	6300.0	92	3939	No
153	GOM_NL__2PRFIN20021201_071033_000000482011_00378_03939_1636.N1	01-DEC-2002 07:10:33	Bright	47.500	82	48Bet UMa	2.3650	10600.	95	3939	No
154	GOM_NL__2PRFIN20021201_071210_000000412011_00378_03939_1637.N1	01-DEC-2002 07:12:10	Bright	40.500	32	77Eps UMa	1.7630	11000.	81	3939	No
155	GOM_NL__2PRFIN20021201_071415_000000382011_00378_03939_1638.N1	01-DEC-2002 07:14:15	Bright	38.000	39	85Eta UMa	1.8540	24000.	76	3939	No
156	GOM_NL__2PRFIN20021201_071709_000000372011_00378_03939_1639.N1	01-DEC-2002 07:17:09	Bright	37.000	180	27Gam Boo	3.0400	8000.0	74	3939	No
157	GOM_NL__2PRFIN20021201_072010_000000352011_00378_03939_1640.N1	01-DEC-2002 07:20:10	Bright	35.000	83		2.3780	11000.	70	3939	No
158	GOM_NL__2PRFIN20021201_072241_000000352011_00378_03939_1641.N1	01-DEC-2002 07:22:41	Bright	35.000	3	16Alp Boo	-0.050000	4250.0	70	3939	No
159	GOM_NL__2PRFIN20021201_072619_000000752011_00378_03939_1642.N1	01-DEC-2002 07:26:19	Bright	75.000	96	68Del Leo	2.5600	9300.0	150	3939	No
160	GOM_NL__2PRFIN20021201_073037_000000452011_00378_03939_1643.N1	01-DEC-2002 07:30:37	Bright	44.500	121	29Gam Vir	2.7400	7200.0	89	3939	No

161	GOM_NL__2PRFIN20021201_073204_000000542011_00378_03939_1644.N1	01-DEC-2002 07:32:04	Bright	54.000	15	67Alp Vir	0.97600	28000.	108	3939	No
162	GOM_NL__2PRFIN20021201_073522_000000462011_00378_03939_1645.N1	01-DEC-2002 07:35:22	Twilight	45.500	163	7Del Crv	2.9450	11000.	91	3939	No
163	GOM_NL__2PRFIN20021201_073659_000000472011_00378_03939_1646.N1	01-DEC-2002 07:36:59	Twilight	46.500	106	9Bet Crv	2.6480	5600.0	93	3939	No
164	GOM_NL__2PRFIN20021201_073859_000000412011_00378_03939_1647.N1	01-DEC-2002 07:38:59	Dark	40.500	123	1ot Cen	2.7500	10200.	81	3939	No
165	GOM_NL__2PRFIN20021201_074301_000000392011_00378_03939_1648.N1	01-DEC-2002 07:43:01	Dark	39.000	77	Eps Cen	2.3030	28000.	78	3939	No
166	GOM_NL__2PRFIN20021201_074439_000000442011_00378_03939_1649.N1	01-DEC-2002 07:44:39	Dark	43.500	10	Bet Cen	0.61000	28000.	87	3939	No
167	GOM_NL__2PRFIN20021201_074635_000000402011_00379_03940_9537.N1	01-DEC-2002 07:46:35	Dark	40.000	12	Alp1Cru	0.77500	30000.	80	3940	No
168	GOM_NL__2PRFIN20021201_074918_000000402011_00379_03940_9538.N1	01-DEC-2002 07:49:18	Dark	39.500	124	The Car	2.7640	30000.	79	3940	No
169	GOM_NL__2PRFIN20021201_075358_000000462011_00379_03940_9539.N1	01-DEC-2002 07:53:58	Dark	46.000	41	Eps Car	1.8600	4100.0	92	3940	No
170	GOM_NL__2PRFIN20021201_075558_000000502011_00379_03940_9540.N1	01-DEC-2002 07:55:58	Dark	50.000	34	Gam2Vel	1.7930	23000.	100	3940	No
171	GOM_NL__2PRFIN20021201_075919_000000582011_00379_03940_9541.N1	01-DEC-2002 07:59:19	Dark	58.000	2	Alp Car	-0.73600	7000.0	116	3940	No
172	GOM_NL__2PRFIN20021201_080112_000000672011_00379_03940_9542.N1	01-DEC-2002 08:01:12	Dark	67.000	117	Pi Pup	2.7060	3800.0	134	3940	No
173	GOM_NL__2PRFIN20021201_080500_000000702011_00379_03940_9543.N1	01-DEC-2002 08:05:00	Dark	70.000	23	21Eps CMa	1.5020	26000.	140	3940	No
174	GOM_NL__2PRFIN20021201_080709_000000722011_00379_03940_9544.N1	01-DEC-2002 08:07:09	Straylight	71.500	179	24Omi2CMa	3.0320	24000.	143	3940	No
175	GOM_NL__2PRFIN20021201_081123_000001082011_00379_03940_9545.N1	01-DEC-2002 08:11:23	Straylight	108.00	1	9Alp CMa	-1.4400	11000.	216	3940	No
176	GOM_NL__2PRFIN20021201_081504_000000682011_00379_03940_9546.N1	01-DEC-2002 08:15:04	Straylight	68.000	7	19Bet Ori	0.10000	14000.	136	3940	No
177	GOM_NL__2PRFIN20021201_081805_000000662011_00379_03940_9547.N1	01-DEC-2002 08:18:05	Twilight	65.500	30	46Eps Ori	1.6940	30000.	131	3940	No
178	GOM_NL__2PRFIN20021201_082048_000000612011_00379_03940_9548.N1	01-DEC-2002 08:20:48	Twilight	60.500	27	24Gam Ori	1.6360	26000.	121	3940	No
179	GOM_NL__2PRFIN20021201_082304_000000522011_00379_03940_9549.N1	01-DEC-2002 08:23:04	Bright	51.500	13	87Alp Tau	0.86700	3800.0	103	3940	No
180	GOM_NL__2PRFIN20021201_082440_000000392011_00379_03940_9550.N1	01-DEC-2002 08:24:40	Bright	39.000	146	25Eta Tau	2.8730	15200.	78	3940	No
181	GOM_NL__2PRFIN20021201_082702_000000402011_00379_03940_9551.N1	01-DEC-2002 08:27:02	Bright	40.000	150	44Zet Per	2.8900	28000.	80	3940	No
182	GOM_NL__2PRFIN20021201_082917_000000382011_00379_03940_9552.N1	01-DEC-2002 08:29:17	Bright	37.500	79	26Bet Per	2.3100	13100.	75	3940	No
183	GOM_NL__2PRFIN20021201_083129_000000382011_00379_03940_9553.N1	01-DEC-2002 08:31:29	Bright	38.000	175	39Del Per	3.0100	19400.	76	3940	No
184	GOM_NL__2PRFIN20021201_083249_000000372011_00379_03940_9554.N1	01-DEC-2002 08:32:49	Bright	37.000	160	23Gam Per	2.9300	4700.0	74	3940	No
185	GOM_NL__2PRFIN20021201_083511_000000352011_00379_03940_9555.N1	01-DEC-2002 08:35:11	Bright	35.000	110	37Del Cas	2.6780	8900.0	70	3940	No
186	GOM_NL__2PRFIN20021201_084254_000000372011_00379_03940_9556.N1	01-DEC-2002 08:42:54	Bright	36.500	49	1Alp UMi	1.9900	6300.0	73	3940	No
187	GOM_NL__2PRFIN20021201_084734_000000372011_00379_03940_9557.N1	01-DEC-2002 08:47:34	Bright	36.500	60	7Bet UMi	2.0810	3950.0	73	3940	No
188	GOM_NL__2PRFIN20021201_084932_000000462011_00379_03940_9558.N1	01-DEC-2002 08:49:32	Bright	45.500	36	50Alp UMa	1.8000	6300.0	91	3940	No
189	GOM_NL__2PRFIN20021201_085109_000000462011_00379_03940_9559.N1	01-DEC-2002 08:51:09	Bright	46.000	82	48Bet UMa	2.3650	10600.	92	3940	No
190	GOM_NL__2PRFIN20021201_085246_000000402011_00379_03940_9560.N1	01-DEC-2002 08:52:46	Bright	40.000	32	77Eps UMa	1.7630	11000.	80	3940	No
191	GOM_NL__2PRFIN20021201_085451_000000392011_00379_03940_9561.N1	01-DEC-2002 08:54:51	Bright	38.500	39	85Eta UMa	1.8540	24000.	77	3940	No
192	GOM_NL__2PRFIN20021201_085745_000000372011_00379_03940_9562.N1	01-DEC-2002 08:57:45	Bright	36.500	180	27Gam Boo	3.0400	8000.0	73	3940	No
193	GOM_NL__2PRFIN20021201_090046_000000352011_00379_03940_9563.N1	01-DEC-2002 09:00:46	Bright	35.000	83		2.3780	11000.	70	3940	No
194	GOM_NL__2PRFIN20021201_090317_000000362011_00379_03940_9564.N1	01-DEC-2002 09:03:17	Bright	36.000	3	16Alp Boo	-0.050000	4250.0	72	3940	No
195	GOM_NL__2PRFIN20021201_090656_000000772011_00379_03940_9565.N1	01-DEC-2002 09:06:56	Bright	77.000	96	68Del Leo	2.5600	9300.0	154	3940	No
196	GOM_NL__2PRFIN20021201_091113_000000452011_00379_03940_9566.N1	01-DEC-2002 09:11:13	Bright	44.500	121	29Gam Vir	2.7400	7200.0	89	3940	No
197	GOM_NL__2PRFIN20021201_091558_000000462011_00379_03940_9567.N1	01-DEC-2002 09:15:58	Twilight	45.500	163	7Del Crv	2.9450	11000.	91	3940	No
198	GOM_NL__2PRFIN20021201_091736_000000472011_00379_03940_9568.N1	01-DEC-2002 09:17:36	Twilight	47.000	106	9Bet Crv	2.6480	5600.0	94	3940	No
199	GOM_NL__2PRFIN20021201_091935_000000412011_00379_03940_9569.N1	01-DEC-2002 09:19:35	Dark	41.000	123	1ot Cen	2.7500	10200.	82	3940	No
200	GOM_NL__2PRFIN20021201_092336_000000412011_00379_03940_9570.N1	01-DEC-2002 09:23:36	Dark	41.000	77	Eps Cen	2.3030	28000.	82	3940	No
201	GOM_NL__2PRFIN20021201_092514_000000482011_00379_03940_9571.N1	01-DEC-2002 09:25:14	Dark	47.500	10	Bet Cen	0.61000	28000.	95	3940	No
202	GOM_NL__2PRFIN20021201_092711_000000422011_00380_03941_1613.N1	01-DEC-2002 09:27:11	Dark	42.000	12	Alp1Cru	0.77500	30000.	84	3941	No
203	GOM_NL__2PRFIN20021201_092954_000000382011_00380_03941_1614.N1	01-DEC-2002 09:29:54	Dark	38.000	124	The Car	2.7640	30000.	76	3941	No
204	GOM_NL__2PRFIN20021201_093435_000000442011_00380_03941_1615.N1	01-DEC-2002 09:34:35	Dark	43.500	41	Eps Car	1.8600	4100.0	87	3941	No
205	GOM_NL__2PRFIN20021201_093635_000000492011_00380_03941_1616.N1	01-DEC-2002 09:36:35	Dark	49.000	34	Gam2Vel	1.7930	23000.	98	3941	No
206	GOM_NL__2PRFIN20021201_093956_000000582011_00380_03941_1617.N1	01-DEC-2002 09:39:56	Dark	58.000	2	Alp Car	-0.73600	7000.0	116	3941	No
207	GOM_NL__2PRFIN20021201_094149_000000682011_00380_03941_1618.N1	01-DEC-2002 09:41:49	Dark	67.500	117	Pi Pup	2.7060	3800.0	135	3941	No
208	GOM_NL__2PRFIN20021201_094537_000000652011_00380_03941_1619.N1	01-DEC-2002 09:45:37	Dark	65.000	23	21Eps CMa	1.5020	26000.	130	3941	No
209	GOM_NL__2PRFIN20021201_094746_000000722011_00380_03941_1620.N1	01-DEC-2002 09:47:46	Straylight	72.000	179	24Omi2CMa	3.0320	24000.	144	3941	No
210	GOM_NL__2PRFIN20021201_095159_000000882011_00380_03941_1621.N1	01-DEC-2002 09:51:59	Straylight	88.000	1	9Alp CMa	-1.4400	11000.	176	3941	No
211	GOM_NL__2PRFIN20021201_095540_000000592011_00380_03941_1622.N1	01-DEC-2002 09:55:40	Straylight	58.500	7	19Bet Ori	0.10000	14000.	117	3941	No
212	GOM_NL__2PRFIN20021201_095841_000000612011_00380_03941_1623.N1	01-DEC-2002 09:58:41	Twilight	60.500	30	46Eps Ori	1.6940	30000.	121	3941	No
213	GOM_NL__2PRFIN20021201_100124_000000652011_00380_03941_1624.N1	01-DEC-2002 10:01:24	Twilight	64.500	27	24Gam Ori	1.6360	26000.	129	3941	No
214	GOM_NL__2PRFIN20021201_100339_000000532011_00380_03941_1625.N1	01-DEC-2002 10:03:39	Bright	52.500	13	87Alp Tau	0.86700	3800.0	105	3941	No
215	GOM_NL__2PRFIN20021201_100516_000000392011_00380_03941_1626.N1	01-DEC-2002 10:05:16	Bright	39.000	146	25Eta Tau	2.8730	15200.	78	3941	No
216	GOM_NL__2PRFIN20021201_100738_000000412011_00380_03941_1627.N1	01-DEC-2002 10:07:38	Bright	40.500	150	44Zet Per	2.8900	28000.	81	3941	No
217	GOM_NL__2PRFIN20021201_100953_000000372011_00380_03941_1628.N1	01-DEC-2002 10:09:53	Bright	36.500	79	26Bet Per	2.3100	13100.	73	3941	No
218	GOM_NL__2PRFIN20021201_101205_000000382011_00380_03941_1629.N1	01-DEC-2002 10:12:05	Bright	37.500	175	39Del Per	3.0100	19400.	75	3941	No
219	GOM_NL__2PRFIN20021201_101325_000000382011_00380_03941_1630.N1	01-DEC-2002 10:13:25	Bright	37.500	160	23Gam Per	2.9300	4700.0	75	3941	No

220	GOM_NL__2PRFIN20021201_101547_000000362011_00380_03941_1631.N1	01-DEC-2002 10:15:47	Bright	36.000	110	37Del Cas	2.6780	8900.0	72	3941	No
221	GOM_NL__2PRFIN20021201_102330_000000352011_00380_03941_1632.N1	01-DEC-2002 10:23:30	Bright	34.500	49	1Alp UMi	1.9900	6300.0	69	3941	No
222	GOM_NL__2PRFIN20021201_102810_000000382011_00380_03941_1633.N1	01-DEC-2002 10:28:10	Bright	38.000	60	7Bet UMi	2.0810	3950.0	76	3941	No
223	GOM_NL__2PRFIN20021201_103008_000000472011_00380_03941_1634.N1	01-DEC-2002 10:30:08	Bright	47.000	36	50Alp UMa	1.8000	6300.0	94	3941	No
224	GOM_NL__2PRFIN20021201_103145_000000472011_00380_03941_1635.N1	01-DEC-2002 10:31:45	Bright	46.500	82	48Bet UMa	2.3650	10600.	93	3941	No
225	GOM_NL__2PRFIN20021201_103322_000000372011_00380_03941_1636.N1	01-DEC-2002 10:33:22	Bright	37.000	32	77Eps UMa	1.7630	11000.	74	3941	No
226	GOM_NL__2PRFIN20021201_103527_000000382011_00380_03941_1637.N1	01-DEC-2002 10:35:27	Bright	38.000	39	85Eta UMa	1.8540	24000.	76	3941	No
227	GOM_NL__2PRFIN20021201_103821_000000362011_00380_03941_1638.N1	01-DEC-2002 10:38:21	Bright	35.500	180	27Gam Boo	3.0400	8000.0	71	3941	No
228	GOM_NL__2PRFIN20021201_104123_000000352011_00380_03941_1639.N1	01-DEC-2002 10:41:23	Bright	35.000	83		2.3780	11000.	70	3941	No
229	GOM_NL__2PRFIN20021201_104354_000000362011_00380_03941_1640.N1	01-DEC-2002 10:43:54	Bright	36.000	3	16Alp Boo	-0.050000	4250.0	72	3941	No
230	GOM_NL__2PRFIN20021201_104733_000000742011_00380_03941_1641.N1	01-DEC-2002 10:47:33	Bright	73.500	96	68Del Leo	2.5600	9300.0	147	3941	No
231	GOM_NL__2PRFIN20021201_105150_000000452011_00380_03941_1642.N1	01-DEC-2002 10:51:50	Bright	44.500	121	29Gam Vir	2.7400	7200.0	89	3941	No
232	GOM_NL__2PRFIN20021201_105635_000000462011_00380_03941_1643.N1	01-DEC-2002 10:56:35	Twilight	46.000	163	7Del Crv	2.9450	11000.	92	3941	No
233	GOM_NL__2PRFIN20021201_105812_000000472011_00380_03941_1644.N1	01-DEC-2002 10:58:12	Twilight	47.000	106	9Bet Crv	2.6480	5600.0	94	3941	No
234	GOM_NL__2PRFIN20021201_110011_000000422011_00380_03941_1645.N1	01-DEC-2002 11:00:11	Dark	41.500	123	1ot Cen	2.7500	10200.	83	3941	No
235	GOM_NL__2PRFIN20021201_110413_000000392011_00380_03941_1646.N1	01-DEC-2002 11:04:13	Dark	39.000	77	Eps Cen	2.3030	28000.	78	3941	No
236	GOM_NL__2PRFIN20021201_110551_000000482011_00380_03941_1647.N1	01-DEC-2002 11:05:51	Dark	47.500	10	Bet Cen	0.61000	28000.	95	3941	No
237	GOM_NL__2PRFIN20021201_110747_000000392011_00381_03942_1614.N1	01-DEC-2002 11:07:47	Dark	38.500	12	Alp1Cru	0.77500	30000.	77	3942	No
238	GOM_NL__2PRFIN20021201_111030_000000392011_00381_03942_1615.N1	01-DEC-2002 11:10:30	Dark	38.500	124	The Car	2.7640	30000.	77	3942	No
239	GOM_NL__2PRFIN20021201_111512_000000442011_00381_03942_1616.N1	01-DEC-2002 11:15:12	Dark	44.000	41	Eps Car	1.8600	4100.0	88	3942	No
240	GOM_NL__2PRFIN20021201_111712_000000512011_00381_03942_1617.N1	01-DEC-2002 11:17:12	Dark	51.000	34	Gam2Vel	1.7930	23000.	102	3942	No
241	GOM_NL__2PRFIN20021201_112033_000000542011_00381_03942_1618.N1	01-DEC-2002 11:20:33	Dark	54.000	2	Alp Car	-0.73600	7000.0	108	3942	No
242	GOM_NL__2PRFIN20021201_112226_000000642011_00381_03942_1619.N1	01-DEC-2002 11:22:26	Dark	64.000	117	Pi Pup	2.7060	3800.0	128	3942	No
243	GOM_NL__2PRFIN20021201_112614_000000692011_00381_03942_1620.N1	01-DEC-2002 11:26:14	Dark	69.000	23	21Eps CMa	1.5020	26000.	138	3942	No
244	GOM_NL__2PRFIN20021201_112823_000000732011_00381_03942_1621.N1	01-DEC-2002 11:28:23	Straylight	73.000	179	24Omi2CMa	3.0320	24000.	146	3942	No
245	GOM_NL__2PRFIN20021201_113235_000000922011_00381_03942_1622.N1	01-DEC-2002 11:32:35	Straylight	91.500	1	9Alp CMa	-1.4400	11000.	183	3942	No
246	GOM_NL__2PRFIN20021201_113616_000000622011_00381_03942_1623.N1	01-DEC-2002 11:36:16	Straylight	62.000	7	19Bet Ori	0.10000	14000.	124	3942	No
247	GOM_NL__2PRFIN20021201_113917_000000652011_00381_03942_1624.N1	01-DEC-2002 11:39:17	Twilight	65.000	30	46Eps Ori	1.6940	30000.	130	3942	No
248	GOM_NL__2PRFIN20021201_114159_000000602011_00381_03942_1625.N1	01-DEC-2002 11:41:59	Twilight	59.500	27	24Gam Ori	1.6360	26000.	119	3942	No
249	GOM_NL__2PRFIN20021201_114415_000000582011_00381_03942_1626.N1	01-DEC-2002 11:44:15	Bright	57.500	13	87Alp Tau	0.86700	3800.0	115	3942	No
250	GOM_NL__2PRFIN20021201_114552_000000402011_00381_03942_1627.N1	01-DEC-2002 11:45:52	Bright	39.500	146	25Eta Tau	2.8730	15200.	79	3942	No
251	GOM_NL__2PRFIN20021201_114814_000000412011_00381_03942_1628.N1	01-DEC-2002 11:48:14	Bright	40.500	150	44Zet Per	2.8900	28000.	81	3942	No
252	GOM_NL__2PRFIN20021201_115029_000000382011_00381_03942_1629.N1	01-DEC-2002 11:50:29	Bright	37.500	79	26Bet Per	2.3100	13100.	75	3942	No
253	GOM_NL__2PRFIN20021201_115241_000000372011_00381_03942_1630.N1	01-DEC-2002 11:52:41	Bright	36.500	175	39Del Per	3.0100	19400.	73	3942	No
254	GOM_NL__2PRFIN20021201_115402_000000362011_00381_03942_1631.N1	01-DEC-2002 11:54:02	Bright	35.500	160	23Gam Per	2.9300	4700.0	71	3942	No
255	GOM_NL__2PRFIN20021201_115623_000000372011_00381_03942_1632.N1	01-DEC-2002 11:56:23	Bright	36.500	110	37Del Cas	2.6780	8900.0	73	3942	No
256	GOM_NL__2PRFIN20021201_120406_000000362011_00381_03942_1633.N1	01-DEC-2002 12:04:06	Bright	36.000	49	1Alp UMi	1.9900	6300.0	72	3942	No
257	GOM_NL__2PRFIN20021201_120846_000000382011_00381_03942_1634.N1	01-DEC-2002 12:08:46	Bright	37.500	60	7Bet UMi	2.0810	3950.0	75	3942	No
258	GOM_NL__2PRFIN20021201_121044_000000452011_00381_03942_1635.N1	01-DEC-2002 12:10:44	Bright	44.500	36	50Alp UMa	1.8000	6300.0	89	3942	No
259	GOM_NL__2PRFIN20021201_121220_000000442011_00381_03942_1636.N1	01-DEC-2002 12:12:20	Bright	44.000	82	48Bet UMa	2.3650	10600.	88	3942	No
260	GOM_NL__2PRFIN20021201_121358_000000372011_00381_03942_1637.N1	01-DEC-2002 12:13:58	Bright	36.500	32	77Eps UMa	1.7630	11000.	73	3942	No
261	GOM_NL__2PRFIN20021201_121603_000000382011_00381_03942_1638.N1	01-DEC-2002 12:16:03	Bright	37.500	39	85Eta UMa	1.8540	24000.	75	3942	No
262	GOM_NL__2PRFIN20021201_121858_000000372011_00381_03942_1639.N1	01-DEC-2002 12:18:58	Bright	36.500	180	27Gam Boo	3.0400	8000.0	73	3942	No
263	GOM_NL__2PRFIN20021201_122159_000000352011_00381_03942_1640.N1	01-DEC-2002 12:21:59	Bright	35.000	83		2.3780	11000.	70	3942	No
264	GOM_NL__2PRFIN20021201_122430_000000362011_00381_03942_1641.N1	01-DEC-2002 12:24:30	Bright	35.500	3	16Alp Boo	-0.050000	4250.0	71	3942	No
265	GOM_NL__2PRFIN20021201_122809_000000742011_00381_03942_1642.N1	01-DEC-2002 12:28:09	Bright	74.000	96	68Del Leo	2.5600	9300.0	148	3942	No
266	GOM_NL__2PRFIN20021201_123226_000000432011_00381_03942_1643.N1	01-DEC-2002 12:32:26	Bright	42.500	121	29Gam Vir	2.7400	7200.0	85	3942	No
267	GOM_NL__2PRFIN20021201_123712_000000452011_00381_03942_1644.N1	01-DEC-2002 12:37:12	Twilight	44.500	163	7Del Crv	2.9450	11000.	89	3942	No
268	GOM_NL__2PRFIN20021201_123849_000000482011_00381_03942_1645.N1	01-DEC-2002 12:38:49	Twilight	48.000	106	9Bet Crv	2.6480	5600.0	96	3942	No
269	GOM_NL__2PRFIN20021201_124048_000000402011_00381_03942_1646.N1	01-DEC-2002 12:40:48	Dark	40.000	123	1ot Cen	2.7500	10200.	80	3942	No
270	GOM_NL__2PRFIN20021201_124449_000000382011_00381_03942_1647.N1	01-DEC-2002 12:44:49	Dark	38.000	77	Eps Cen	2.3030	28000.	76	3942	No
271	GOM_NL__2PRFIN20021201_124627_000000492011_00381_03942_1648.N1	01-DEC-2002 12:46:27	Dark	49.000	10	Bet Cen	0.61000	28000.	98	3942	No
272	GOM_NL__2PRFIN20021201_124824_000000452011_00382_03943_1665.N1	01-DEC-2002 12:48:24	Dark	45.000	12	Alp1Cru	0.77500	30000.	90	3943	No
273	GOM_NL__2PRFIN20021201_125107_000000402011_00382_03943_1666.N1	01-DEC-2002 12:51:07	Dark	39.500	124	The Car	2.7640	30000.	79	3943	No
274	GOM_NL__2PRFIN20021201_125548_000000442011_00382_03943_1667.N1	01-DEC-2002 12:55:48	Dark	43.500	41	Eps Car	1.8600	4100.0	87	3943	No
275	GOM_NL__2PRFIN20021201_125749_000000592011_00382_03943_1668.N1	01-DEC-2002 12:57:49	Dark	59.000	34	Gam2Vel	1.7930	23000.	118	3943	No
276	GOM_NL__2PRFIN20021201_130109_000000532011_00382_03943_1669.N1	01-DEC-2002 13:01:09	Dark	53.000	2	Alp Car	-0.73600	7000.0	106	3943	No
277	GOM_NL__2PRFIN20021201_130303_000000682011_00382_03943_1670.N1	01-DEC-2002 13:03:03	Dark	68.000	117	Pi Pup	2.7060	3800.0	136	3943	No
278	GOM_NL__2PRFIN20021201_130651_000000642011_00382_03943_1671.N1	01-DEC-2002 13:06:51	Dark	64.000	23	21Eps CMa	1.5020	26000.	128	3943	No

279	GOM_NL__2PRFIN20021201_130859_000000712011_00382_03943_1672.N1	01-DEC-2002 13:08:59	Straylight	71.000	179	24Omi2CMA	3.0320	24000.	142	3943	No
280	GOM_NL__2PRFIN20021201_131311_000000972011_00382_03943_1673.N1	01-DEC-2002 13:13:11	Straylight	96.500	1	9Alp CMA	-1.4400	11000.	193	3943	No
281	GOM_NL__2PRFIN20021201_131652_000000592011_00382_03943_1674.N1	01-DEC-2002 13:16:52	Straylight	59.000	7	19Bet Ori	0.10000	14000.	118	3943	No
282	GOM_NL__2PRFIN20021201_131952_000000652011_00382_03943_1675.N1	01-DEC-2002 13:19:52	Tw_i_and_stray	64.500	30	46Eps Ori	1.6940	30000.	129	3943	No
283	GOM_NL__2PRFIN20021201_132235_000000642011_00382_03943_1676.N1	01-DEC-2002 13:22:35	Tw_i_and_stray	64.000	27	24Gam Ori	1.6360	26000.	128	3943	No
284	GOM_NL__2PRFIN20021201_132451_000000522011_00382_03943_1677.N1	01-DEC-2002 13:24:51	Bright	51.500	13	87Alp Tau	0.86700	3800.0	103	3943	No
285	GOM_NL__2PRFIN20021201_132628_000000382011_00382_03943_1678.N1	01-DEC-2002 13:26:28	Bright	38.000	146	25Eta Tau	2.8730	15200.	76	3943	No
286	GOM_NL__2PRFIN20021201_132850_000000402011_00382_03943_1679.N1	01-DEC-2002 13:28:50	Bright	40.000	150	44Zet Per	2.8900	28000.	80	3943	No
287	GOM_NL__2PRFIN20021201_133105_000000362011_00382_03943_1680.N1	01-DEC-2002 13:31:05	Bright	35.500	79	26Bet Per	2.3100	13100.	71	3943	No
288	GOM_NL__2PRFIN20021201_133317_000000372011_00382_03943_1681.N1	01-DEC-2002 13:33:17	Bright	36.500	175	39Del Per	3.0100	19400.	73	3943	No
289	GOM_NL__2PRFIN20021201_133438_000000372011_00382_03943_1682.N1	01-DEC-2002 13:34:38	Bright	36.500	160	23Gam Per	2.9300	4700.0	73	3943	No
290	GOM_NL__2PRFIN20021201_133700_000000362011_00382_03943_1683.N1	01-DEC-2002 13:37:00	Bright	36.000	110	37Del Cas	2.6780	8900.0	72	3943	No
291	GOM_NL__2PRFIN20021201_134442_000000362011_00382_03943_1684.N1	01-DEC-2002 13:44:42	Bright	36.000	49	1Alp UMi	1.9900	6300.0	72	3943	No
292	GOM_NL__2PRFIN20021201_134922_000000342011_00382_03943_1685.N1	01-DEC-2002 13:49:22	Bright	34.000	60	7Bet UMi	2.0810	3950.0	68	3943	No
293	GOM_NL__2PRFIN20021201_135119_000000442011_00382_03943_1686.N1	01-DEC-2002 13:51:19	Bright	44.000	36	50Alp UMa	1.8000	6300.0	88	3943	No
294	GOM_NL__2PRFIN20021201_135256_000000462011_00382_03943_1687.N1	01-DEC-2002 13:52:56	Bright	46.000	82	48Bet UMa	2.3650	10600.	92	3943	No
295	GOM_NL__2PRFIN20021201_135434_000000402011_00382_03943_1688.N1	01-DEC-2002 13:54:34	Bright	39.500	32	77Eps UMa	1.7630	11000.	79	3943	No
296	GOM_NL__2PRFIN20021201_135639_000000392011_00382_03943_1689.N1	01-DEC-2002 13:56:39	Bright	38.500	39	85Eta UMa	1.8540	24000.	77	3943	No
297	GOM_NL__2PRFIN20021201_135934_000000342011_00382_03943_1690.N1	01-DEC-2002 13:59:34	Bright	33.500	180	27Gam Boo	3.0400	8000.0	67	3943	No
298	GOM_NL__2PRFIN20021201_140235_000000342011_00382_03943_1691.N1	01-DEC-2002 14:02:35	Bright	33.500	83		2.3780	11000.	67	3943	No
299	GOM_NL__2PRFIN20021201_140506_000000352011_00382_03943_1692.N1	01-DEC-2002 14:05:06	Bright	35.000	3	16Alp Boo	-0.050000	4250.0	70	3943	No
300	GOM_NL__2PRFIN20021201_140846_000000752011_00382_03943_1693.N1	01-DEC-2002 14:08:46	Bright	74.500	96	68Del Leo	2.5600	9300.0	149	3943	No
301	GOM_NL__2PRFIN20021201_141303_000000442011_00382_03943_1694.N1	01-DEC-2002 14:13:03	Bright	44.000	121	29Gam Vir	2.7400	7200.0	88	3943	No
302	GOM_NL__2PRFIN20021201_141749_000000462011_00382_03943_1695.N1	01-DEC-2002 14:17:49	Tw_i_and_stray	45.500	163	7Del Crv	2.9450	11000.	91	3943	No
303	GOM_NL__2PRFIN20021201_141926_000000462011_00382_03943_1696.N1	01-DEC-2002 14:19:26	Twilight	45.500	106	9Bet Crv	2.6480	5600.0	91	3943	No
304	GOM_NL__2PRFIN20021201_142124_000000422011_00382_03943_1697.N1	01-DEC-2002 14:21:24	Dark	41.500	123	1ot Cen	2.7500	10200.	83	3943	No
305	GOM_NL__2PRFIN20021201_142525_000000382011_00382_03943_1698.N1	01-DEC-2002 14:25:25	Dark	38.000	77	Eps Cen	2.3030	28000.	76	3943	No
306	GOM_NL__2PRFIN20021201_142703_000000492011_00382_03943_1699.N1	01-DEC-2002 14:27:03	Dark	48.500	10	Bet Cen	0.61000	28000.	97	3943	No
307	GOM_NL__2PRFIN20021201_142900_000000452011_00383_03944_1627.N1	01-DEC-2002 14:29:00	Dark	45.000	12	Alp1Cru	0.77500	30000.	90	3944	No
308	GOM_NL__2PRFIN20021201_143144_000000402011_00383_03944_1628.N1	01-DEC-2002 14:31:44	Dark	39.500	124	The Car	2.7640	30000.	79	3944	No
309	GOM_NL__2PRFIN20021201_143625_000000532011_00383_03944_1629.N1	01-DEC-2002 14:36:25	Dark	52.500	41	Eps Car	1.8600	4100.0	105	3944	No
310	GOM_NL__2PRFIN20021201_143826_000000612011_00383_03944_1630.N1	01-DEC-2002 14:38:26	Dark	60.500	34	Gam2Vel	1.7930	23000.	121	3944	No
311	GOM_NL__2PRFIN20021201_144146_000000552011_00383_03944_1631.N1	01-DEC-2002 14:41:46	Dark	55.000	2	Alp Car	-0.73600	7000.0	110	3944	No
312	GOM_NL__2PRFIN20021201_144340_000000602011_00383_03944_1632.N1	01-DEC-2002 14:43:40	Dark	59.500	117	Pi Pup	2.7060	3800.0	119	3944	No
313	GOM_NL__2PRFIN20021201_144727_000000712011_00383_03944_1633.N1	01-DEC-2002 14:47:27	Dark	71.000	23	21Eps CMA	1.5020	26000.	142	3944	No
314	GOM_NL__2PRFIN20021201_144936_000000702011_00383_03944_1634.N1	01-DEC-2002 14:49:36	Straylight	69.500	179	24Omi2CMA	3.0320	24000.	139	3944	No
315	GOM_NL__2PRFIN20021201_145347_000000982011_00383_03944_1635.N1	01-DEC-2002 14:53:47	Straylight	97.500	1	9Alp CMA	-1.4400	11000.	195	3944	No
316	GOM_NL__2PRFIN20021201_145728_000000642011_00383_03944_1636.N1	01-DEC-2002 14:57:28	Straylight	63.500	7	19Bet Ori	0.10000	14000.	127	3944	No
317	GOM_NL__2PRFIN20021201_150028_000000602011_00383_03944_1637.N1	01-DEC-2002 15:00:28	Tw_i_and_stray	60.000	30	46Eps Ori	1.6940	30000.	120	3944	No
318	GOM_NL__2PRFIN20021201_150310_000000632011_00383_03944_1638.N1	01-DEC-2002 15:03:10	Tw_i_and_stray	62.500	27	24Gam Ori	1.6360	26000.	125	3944	No
319	GOM_NL__2PRFIN20021201_150527_000000532011_00383_03944_1639.N1	01-DEC-2002 15:05:27	Bright	53.000	13	87Alp Tau	0.86700	3800.0	106	3944	No
320	GOM_NL__2PRFIN20021201_150704_000000392011_00383_03944_1640.N1	01-DEC-2002 15:07:04	Bright	38.500	146	25Eta Tau	2.8730	15200.	77	3944	No
321	GOM_NL__2PRFIN20021201_150924_000000412011_00383_03944_1641.N1	01-DEC-2002 15:09:24	Bright	40.500	150	44Zet Per	2.8900	28000.	81	3944	No
322	GOM_NL__2PRFIN20021201_151140_000000402011_00383_03944_1642.N1	01-DEC-2002 15:11:40	Bright	39.500	79	26Bet Per	2.3100	13100.	79	3944	No
323	GOM_NL__2PRFIN20021201_151352_000000392011_00383_03944_1643.N1	01-DEC-2002 15:13:52	Bright	38.500	175	39Del Per	3.0100	19400.	77	3944	No
324	GOM_NL__2PRFIN20021201_151512_000000392011_00383_03944_1644.N1	01-DEC-2002 15:15:12	Bright	38.500	160	23Gam Per	2.9300	4700.0	77	3944	No
325	GOM_NL__2PRFIN20021201_151735_000000362011_00383_03944_1645.N1	01-DEC-2002 15:17:35	Bright	35.500	110	37Del Cas	2.6780	8900.0	71	3944	No
326	GOM_NL__2PRFIN20021201_152516_000000392011_00383_03944_1646.N1	01-DEC-2002 15:25:16	Bright	38.500	49	1Alp UMi	1.9900	6300.0	77	3944	No
327	GOM_NL__2PRFIN20021201_152957_000000402011_00383_03944_1647.N1	01-DEC-2002 15:29:57	Bright	39.500	60	7Bet UMi	2.0810	3950.0	79	3944	No
328	GOM_NL__2PRFIN20021201_153154_000000482011_00383_03944_1648.N1	01-DEC-2002 15:31:54	Bright	47.500	36	50Alp UMa	1.8000	6300.0	95	3944	No
329	GOM_NL__2PRFIN20021201_153331_000000452011_00383_03944_1649.N1	01-DEC-2002 15:33:31	Bright	45.000	82	48Bet UMa	2.3650	10600.	90	3944	No
330	GOM_NL__2PRFIN20021201_153508_000000442011_00383_03944_1650.N1	01-DEC-2002 15:35:08	Bright	43.500	32	77Eps UMa	1.7630	11000.	87	3944	No
331	GOM_NL__2PRFIN20021201_153714_000000372011_00383_03944_1651.N1	01-DEC-2002 15:37:14	Bright	37.000	39	85Eta UMa	1.8540	24000.	74	3944	No
332	GOM_NL__2PRFIN20021201_154009_000000382011_00383_03944_1652.N1	01-DEC-2002 15:40:09	Bright	37.500	180	27Gam Boo	3.0400	8000.0	75	3944	No
333	GOM_NL__2PRFIN20021201_154310_000000372011_00383_03944_1653.N1	01-DEC-2002 15:43:10	Bright	36.500	83		2.3780	11000.	73	3944	No
334	GOM_NL__2PRFIN20021201_154541_000000372011_00383_03944_1654.N1	01-DEC-2002 15:45:41	Bright	36.500	3	16Alp Boo	-0.050000	4250.0	73	3944	No
335	GOM_NL__2PRFIN20021201_154922_000000752011_00383_03944_1655.N1	01-DEC-2002 15:49:22	Bright	74.500	96	68Del Leo	2.5600	9300.0	149	3944	No
336	GOM_NL__2PRFIN20021201_155336_000000622011_00383_03944_1656.N1	01-DEC-2002 15:53:36	Bright	62.000	121	29Gam Vir	2.7400	7200.0	124	3944	No
337	GOM_NL__2PRFIN20021201_155825_000000492011_00383_03944_1657.N1	01-DEC-2002 15:58:25	Tw_i_and_stray	48.500	163	7Del Crv	2.9450	11000.	97	3944	No

338	GOM_NL__2PRFIN20021201_160001_000000512011_00383_03944_1658.N1	01-DEC-2002 16:00:01	Twilight	51.000	106	9Bet Crv	2.6480	5600.0	102	3944	No
339	GOM_NL__2PRFIN20021201_160159_000000422011_00383_03944_1659.N1	01-DEC-2002 16:01:59	Dark	41.500	123	1ot Cen	2.7500	10200.	83	3944	No
340	GOM_NL__2PRFIN20021201_160601_000000392011_00383_03944_1660.N1	01-DEC-2002 16:06:01	Dark	39.000	77	Eps Cen	2.3030	28000.	78	3944	No
341	GOM_NL__2PRFIN20021201_160739_000000472011_00383_03944_1661.N1	01-DEC-2002 16:07:39	Dark	46.500	10	Bet Cen	0.61000	28000.	93	3944	No
342	GOM_NL__2PRFIN20021201_160936_000000412011_00384_03945_1612.N1	01-DEC-2002 16:09:36	Dark	40.500	12	Alp1Cru	0.77500	30000.	81	3945	No
343	GOM_NL__2PRFIN20021201_161220_000000392011_00384_03945_1613.N1	01-DEC-2002 16:12:20	Dark	39.000	124	The Car	2.7640	30000.	78	3945	No
344	GOM_NL__2PRFIN20021201_161700_000000492011_00384_03945_1614.N1	01-DEC-2002 16:17:00	Dark	49.000	41	Eps Car	1.8600	4100.0	98	3945	No
345	GOM_NL__2PRFIN20021201_161859_000000552011_00384_03945_1615.N1	01-DEC-2002 16:18:59	Dark	54.500	34	Gam2Vel	1.7930	23000.	109	3945	No
346	GOM_NL__2PRFIN20021201_162222_000000552011_00384_03945_1616.N1	01-DEC-2002 16:22:22	Dark	54.500	2	Alp Car	-0.73600	7000.0	109	3945	No
347	GOM_NL__2PRFIN20021201_162416_000000642011_00384_03945_1617.N1	01-DEC-2002 16:24:16	Dark	64.000	117	Pi Pup	2.7060	3800.0	128	3945	No
348	GOM_NL__2PRFIN20021201_162642_000000752011_00384_03945_1618.N1	01-DEC-2002 16:26:42	Dark	74.500	88	31Eta CMa	2.4480	20000.	149	3945	No
349	GOM_NL__2PRFIN20021201_162845_000000842011_00384_03945_1619.N1	01-DEC-2002 16:28:45	Straylight	84.000	37	25Del CMa	1.8300	5900.0	168	3945	No
350	GOM_NL__2PRFIN20021201_163357_000000712011_00384_03945_1620.N1	01-DEC-2002 16:33:57	Straylight	71.000	47	2Bet CMa	1.9760	28000.	142	3945	No
351	GOM_NL__2PRFIN20021201_163631_000000482011_00384_03945_1621.N1	01-DEC-2002 16:36:31	Straylight	48.000	165	34Gam Eri	2.9500	3200.0	96	3945	No
352	GOM_NL__2PRFIN20021201_163801_000000682011_00384_03945_1622.N1	01-DEC-2002 16:38:01	Straylight	68.000	7	19Bet Ori	0.10000	14000.	136	3945	No
353	GOM_NL__2PRFIN20021201_164103_000000672011_00384_03945_1623.N1	01-DEC-2002 16:41:03	Tw_i_and_stray	67.000	30	46Eps Ori	1.6940	30000.	134	3945	No
354	GOM_NL__2PRFIN20021201_164345_000000622011_00384_03945_1624.N1	01-DEC-2002 16:43:45	Tw_i_and_stray	62.000	27	24Gam Ori	1.6360	26000.	124	3945	No
355	GOM_NL__2PRFIN20021201_164600_000000622011_00384_03945_1625.N1	01-DEC-2002 16:46:00	Bright	62.000	13	87Alp Tau	0.86700	3800.0	124	3945	No
356	GOM_NL__2PRFIN20021201_164739_000000402011_00384_03945_1626.N1	01-DEC-2002 16:47:39	Bright	39.500	146	25Eta Tau	2.8730	15200.	79	3945	No
357	GOM_NL__2PRFIN20021201_165000_000000402011_00384_03945_1627.N1	01-DEC-2002 16:50:00	Bright	40.000	150	44Zet Per	2.8900	28000.	80	3945	No
358	GOM_NL__2PRFIN20021201_165216_000000392011_00384_03945_1628.N1	01-DEC-2002 16:52:16	Bright	39.000	79	26Bet Per	2.3100	13100.	78	3945	No
359	GOM_NL__2PRFIN20021201_165427_000000402011_00384_03945_1629.N1	01-DEC-2002 16:54:27	Bright	39.500	175	39Del Per	3.0100	19400.	79	3945	No
360	GOM_NL__2PRFIN20021201_165548_000000392011_00384_03945_1630.N1	01-DEC-2002 16:55:48	Bright	38.500	160	23Gam Per	2.9300	4700.0	77	3945	No
361	GOM_NL__2PRFIN20021201_165811_000000362011_00384_03945_1631.N1	01-DEC-2002 16:58:11	Bright	36.000	110	37Del Cas	2.6780	8900.0	72	3945	No
362	GOM_NL__2PRFIN20021201_170552_000000402011_00384_03945_1632.N1	01-DEC-2002 17:05:52	Bright	39.500	49	1Alp UMi	1.9900	6300.0	79	3945	No
363	GOM_NL__2PRFIN20021201_171032_000000402011_00384_03945_1633.N1	01-DEC-2002 17:10:32	Bright	40.000	60	7Bet UMi	2.0810	3950.0	80	3945	No
364	GOM_NL__2PRFIN20021201_171230_000000412011_00384_03945_1634.N1	01-DEC-2002 17:12:30	Bright	41.000	36	50Alp UMa	1.8000	6300.0	82	3945	No
365	GOM_NL__2PRFIN20021201_171406_000000472011_00384_03945_1635.N1	01-DEC-2002 17:14:06	Bright	47.000	82	48Bet UMa	2.3650	10600.	94	3945	No
366	GOM_NL__2PRFIN20021201_171545_000000392011_00384_03945_1636.N1	01-DEC-2002 17:15:45	Bright	39.000	32	77Eps UMa	1.7630	11000.	78	3945	No
367	GOM_NL__2PRFIN20021201_171747_000000402011_00384_03945_1637.N1	01-DEC-2002 17:17:47	Bright	39.500	39	85Eta UMa	1.8540	24000.	79	3945	No
368	GOM_NL__2PRFIN20021201_172044_000000382011_00384_03945_1638.N1	01-DEC-2002 17:20:44	Bright	38.000	180	27Gam Boo	3.0400	8000.0	76	3945	No
369	GOM_NL__2PRFIN20021201_172347_000000362011_00384_03945_1639.N1	01-DEC-2002 17:23:47	Bright	35.500	83		2.3780	11000.	71	3945	No
370	GOM_NL__2PRFIN20021201_172617_000000372011_00384_03945_1640.N1	01-DEC-2002 17:26:17	Bright	37.000	3	16Alp Boo	-0.050000	4250.0	74	3945	No
371	GOM_NL__2PRFIN20021201_172959_000000752011_00384_03945_1641.N1	01-DEC-2002 17:29:59	Bright	75.000	96	68Del Leo	2.5600	9300.0	150	3945	No
372	GOM_NL__2PRFIN20021201_173414_000000472011_00384_03945_1642.N1	01-DEC-2002 17:34:14	Bright	46.500	121	29Gam Vir	2.7400	7200.0	93	3945	No
373	GOM_NL__2PRFIN20021201_173900_000000482011_00384_03945_1643.N1	01-DEC-2002 17:39:00	Tw_i_and_stray	47.500	163	7Del Crv	2.9450	11000.	95	3945	No
374	GOM_NL__2PRFIN20021201_174037_000000482011_00384_03945_1644.N1	01-DEC-2002 17:40:37	Twilight	47.500	106	9Bet Crv	2.6480	5600.0	95	3945	No
375	GOM_NL__2PRFIN20021201_174233_000000422011_00384_03945_1645.N1	01-DEC-2002 17:42:33	Dark	42.000	123	1ot Cen	2.7500	10200.	84	3945	No
376	GOM_NL__2PRFIN20021201_174637_000000412011_00384_03945_1646.N1	01-DEC-2002 17:46:37	Dark	40.500	77	Eps Cen	2.3030	28000.	81	3945	No
377	GOM_NL__2PRFIN20021201_174815_000000432011_00384_03945_1647.N1	01-DEC-2002 17:48:15	Dark	42.500	10	Bet Cen	0.61000	28000.	85	3945	No
378	GOM_NL__2PRFIN20021201_175013_000000402011_00385_03946_1865.N1	01-DEC-2002 17:50:13	Dark	40.000	12	Alp1Cru	0.77500	30000.	80	3946	No
379	GOM_NL__2PRFIN20021201_175256_000000382011_00385_03946_1866.N1	01-DEC-2002 17:52:56	Dark	38.000	124	The Car	2.7640	30000.	76	3946	No
380	GOM_NL__2PRFIN20021201_175736_000000482011_00385_03946_1867.N1	01-DEC-2002 17:57:36	Dark	48.000	41	Eps Car	1.8600	4100.0	96	3946	No
381	GOM_NL__2PRFIN20021201_175936_000000572011_00385_03946_1868.N1	01-DEC-2002 17:59:36	Dark	56.500	34	Gam2Vel	1.7930	23000.	113	3946	No
382	GOM_NL__2PRFIN20021201_180258_000000502011_00385_03946_1869.N1	01-DEC-2002 18:02:58	Dark	50.000	2	Alp Car	-0.73600	7000.0	100	3946	No
383	GOM_NL__2PRFIN20021201_180452_000000662011_00385_03946_1870.N1	01-DEC-2002 18:04:52	Dark	66.000	117	Pi Pup	2.7060	3800.0	132	3946	No
384	GOM_NL__2PRFIN20021201_180719_000000782011_00385_03946_1871.N1	01-DEC-2002 18:07:19	Dark	78.000	88	31Eta CMa	2.4480	20000.	156	3946	No
385	GOM_NL__2PRFIN20021201_180921_000000802011_00385_03946_1872.N1	01-DEC-2002 18:09:21	Straylight	80.000	37	25Del CMa	1.8300	5900.0	160	3946	No
386	GOM_NL__2PRFIN20021201_181433_000000682011_00385_03946_1873.N1	01-DEC-2002 18:14:33	Straylight	68.000	47	2Bet CMa	1.9760	28000.	136	3946	No
387	GOM_NL__2PRFIN20021201_181707_000000482011_00385_03946_1874.N1	01-DEC-2002 18:17:07	Straylight	47.500	165	34Gam Eri	2.9500	3200.0	95	3946	No
388	GOM_NL__2PRFIN20021201_181837_000000682011_00385_03946_1875.N1	01-DEC-2002 18:18:37	Straylight	68.000	7	19Bet Ori	0.10000	14000.	136	3946	No
389	GOM_NL__2PRFIN20021201_182138_000000662011_00385_03946_1876.N1	01-DEC-2002 18:21:38	Tw_i_and_stray	65.500	30	46Eps Ori	1.6940	30000.	131	3946	No
390	GOM_NL__2PRFIN20021201_182420_000000632011_00385_03946_1877.N1	01-DEC-2002 18:24:20	Tw_i_and_stray	63.000	27	24Gam Ori	1.6360	26000.	126	3946	No
391	GOM_NL__2PRFIN20021201_182636_000000572011_00385_03946_1878.N1	01-DEC-2002 18:26:36	Bright	57.000	13	87Alp Tau	0.86700	3800.0	114	3946	No
392	GOM_NL__2PRFIN20021201_182814_000000402011_00385_03946_1879.N1	01-DEC-2002 18:28:14	Bright	39.500	146	25Eta Tau	2.8730	15200.	79	3946	No
393	GOM_NL__2PRFIN20021201_183036_000000412011_00385_03946_1880.N1	01-DEC-2002 18:30:36	Bright	40.500	150	44Zet Per	2.8900	28000.	81	3946	No
394	GOM_NL__2PRFIN20021201_183252_000000392011_00385_03946_1881.N1	01-DEC-2002 18:32:52	Bright	39.000	79	26Bet Per	2.3100	13100.	78	3946	No
395	GOM_NL__2PRFIN20021201_183503_000000402011_00385_03946_1882.N1	01-DEC-2002 18:35:03	Bright	39.500	175	39Del Per	3.0100	19400.	79	3946	No
396	GOM_NL__2PRFIN20021201_183624_000000402011_00385_03946_1883.N1	01-DEC-2002 18:36:24	Bright	39.500	160	23Gam Per	2.9300	4700.0	79	3946	No

397	GOM_NL__2PRFIN20021201_183847_000000372011_00385_03946_1884.N1	01-DEC-2002 18:38:47	Bright	36.500	110	37Del Cas	2.6780	8900.0	73	3946	No
398	GOM_NL__2PRFIN20021201_184628_000000382011_00385_03946_1885.N1	01-DEC-2002 18:46:28	Bright	37.500	49	1Alp UMi	1.9900	6300.0	75	3946	No
399	GOM_NL__2PRFIN20021201_185109_000000352011_00385_03946_1886.N1	01-DEC-2002 18:51:09	Bright	35.000	60	7Bet UMi	2.0810	3950.0	70	3946	No
400	GOM_NL__2PRFIN20021201_185303_000000512011_00385_03946_1887.N1	01-DEC-2002 18:53:03	Bright	50.500	36	50Alp UMa	1.8000	6300.0	101	3946	No
401	GOM_NL__2PRFIN20021201_185441_000000492011_00385_03946_1888.N1	01-DEC-2002 18:54:41	Bright	49.000	82	48Bet UMa	2.3650	10600.	98	3946	No
402	GOM_NL__2PRFIN20021201_185620_000000432011_00385_03946_1889.N1	01-DEC-2002 18:56:20	Bright	42.500	32	77Eps UMa	1.7630	11000.	85	3946	No
403	GOM_NL__2PRFIN20021201_185826_000000542011_00385_03946_1890.N1	01-DEC-2002 18:58:26	Bright	54.000	39	85Eta UMa	1.8540	24000.	108	3946	No
404	GOM_NL__2PRFIN20021201_190120_000000372011_00385_03946_1891.N1	01-DEC-2002 19:01:20	Bright	37.000	180	27Gam Boo	3.0400	8000.0	74	3946	No
405	GOM_NL__2PRFIN20021201_190423_000000372011_00385_03946_1892.N1	01-DEC-2002 19:04:23	Bright	36.500	83		2.3780	11000.	73	3946	No
406	GOM_NL__2PRFIN20021201_190654_000000372011_00385_03946_1893.N1	01-DEC-2002 19:06:54	Bright	37.000	3	16Alp Boo	-0.050000	4250.0	74	3946	No
407	GOM_NL__2PRFIN20021201_191035_000000772011_00385_03946_1894.N1	01-DEC-2002 19:10:35	Bright	77.000	96	68Del Leo	2.5600	9300.0	154	3946	No
408	GOM_NL__2PRFIN20021201_191449_000000492011_00385_03946_1895.N1	01-DEC-2002 19:14:49	Bright	48.500	121	29Gam Vir	2.7400	7200.0	97	3946	No
409	GOM_NL__2PRFIN20021201_191937_000000472011_00385_03946_1896.N1	01-DEC-2002 19:19:37	Twilight	47.000	163	7Del Crv	2.9450	11000.	94	3946	No
410	GOM_NL__2PRFIN20021201_192114_000000502011_00385_03946_1897.N1	01-DEC-2002 19:21:14	Twilight	49.500	106	9Bet Crv	2.6480	5600.0	99	3946	No
411	GOM_NL__2PRFIN20021201_192312_000000412011_00385_03946_1898.N1	01-DEC-2002 19:23:12	Dark	41.000	123	1ot Cen	2.7500	10200.	82	3946	No
412	GOM_NL__2PRFIN20021201_192713_000000392011_00385_03946_1899.N1	01-DEC-2002 19:27:13	Dark	38.500	77	Eps Cen	2.3030	28000.	77	3946	No
413	GOM_NL__2PRFIN20021201_192850_000000432011_00385_03946_1900.N1	01-DEC-2002 19:28:50	Dark	42.500	10	Bet Cen	0.61000	28000.	85	3946	No
414	GOM_NL__2PRFIN20021201_193049_000000512011_00386_03947_1865.N1	01-DEC-2002 19:30:49	Dark	50.500	12	Alp1Cru	0.77500	30000.	101	3947	No
415	GOM_NL__2PRFIN20021201_193333_000000392011_00386_03947_1866.N1	01-DEC-2002 19:33:33	Dark	38.500	124	The Car	2.7640	30000.	77	3947	No
416	GOM_NL__2PRFIN20021201_193813_000000442011_00386_03947_1867.N1	01-DEC-2002 19:38:13	Dark	44.000	41	Eps Car	1.8600	4100.0	88	3947	No
417	GOM_NL__2PRFIN20021201_194015_000000502011_00386_03947_1868.N1	01-DEC-2002 19:40:15	Dark	50.000	34	Gam2Vel	1.7930	23000.	100	3947	No
418	GOM_NL__2PRFIN20021201_194335_000000582011_00386_03947_1869.N1	01-DEC-2002 19:43:35	Dark	58.000	2	Alp Car	-0.73600	7000.0	116	3947	No
419	GOM_NL__2PRFIN20021201_194530_000000662011_00386_03947_1870.N1	01-DEC-2002 19:45:30	Dark	65.500	117	Pi Pup	2.7060	3800.0	131	3947	No
420	GOM_NL__2PRFIN20021201_194755_000000752011_00386_03947_1871.N1	01-DEC-2002 19:47:55	Dark	74.500	88	31Eta CMa	2.4480	20000.	149	3947	No
421	GOM_NL__2PRFIN20021201_194958_000000792011_00386_03947_1872.N1	01-DEC-2002 19:49:58	Straylight	79.000	37	25Del CMa	1.8300	5900.0	158	3947	No
422	GOM_NL__2PRFIN20021201_195509_000000682011_00386_03947_1873.N1	01-DEC-2002 19:55:09	Straylight	68.000	47	2Bet CMa	1.9760	28000.	136	3947	No
423	GOM_NL__2PRFIN20021201_195743_000000472011_00386_03947_1874.N1	01-DEC-2002 19:57:43	Straylight	46.500	165	34Gam Eri	2.9500	3200.0	93	3947	No
424	GOM_NL__2PRFIN20021201_195914_000000682011_00386_03947_1875.N1	01-DEC-2002 19:59:14	Straylight	68.000	7	19Bet Ori	0.10000	14000.	136	3947	No
425	GOM_NL__2PRFIN20021201_200213_000000662011_00386_03947_1876.N1	01-DEC-2002 20:02:13	Twilight	66.000	30	46Eps Ori	1.6940	30000.	132	3947	No
426	GOM_NL__2PRFIN20021201_200456_000000572011_00386_03947_1877.N1	01-DEC-2002 20:04:56	Twilight	57.000	27	24Gam Ori	1.6360	26000.	114	3947	No
427	GOM_NL__2PRFIN20021201_200712_000000622011_00386_03947_1878.N1	01-DEC-2002 20:07:12	Bright	62.000	13	87Alp Tau	0.86700	3800.0	124	3947	No
428	GOM_NL__2PRFIN20021201_200850_000000412011_00386_03947_1879.N1	01-DEC-2002 20:08:50	Bright	40.500	146	25Eta Tau	2.8730	15200.	81	3947	No
429	GOM_NL__2PRFIN20021201_201112_000000412011_00386_03947_1880.N1	01-DEC-2002 20:11:12	Bright	41.000	150	44Zet Per	2.8900	28000.	82	3947	No
430	GOM_NL__2PRFIN20021201_201328_000000392011_00386_03947_1881.N1	01-DEC-2002 20:13:28	Bright	38.500	79	26Bet Per	2.3100	13100.	77	3947	No
431	GOM_NL__2PRFIN20021201_201539_000000382011_00386_03947_1882.N1	01-DEC-2002 20:15:39	Bright	37.500	175	39Del Per	3.0100	19400.	75	3947	No
432	GOM_NL__2PRFIN20021201_201701_000000382011_00386_03947_1883.N1	01-DEC-2002 20:17:01	Bright	37.500	160	23Gam Per	2.9300	4700.0	75	3947	No
433	GOM_NL__2PRFIN20021201_201924_000000372011_00386_03947_1884.N1	01-DEC-2002 20:19:24	Bright	37.000	110	37Del Cas	2.6780	8900.0	74	3947	No
434	GOM_NL__2PRFIN20021201_202704_000000392011_00386_03947_1885.N1	01-DEC-2002 20:27:04	Bright	38.500	49	1Alp UMi	1.9900	6300.0	77	3947	No
435	GOM_NL__2PRFIN20021201_203145_000000372011_00386_03947_1886.N1	01-DEC-2002 20:31:45	Bright	37.000	60	7Bet UMi	2.0810	3950.0	74	3947	No
436	GOM_NL__2PRFIN20021201_203341_000000472011_00386_03947_1887.N1	01-DEC-2002 20:33:41	Bright	46.500	36	50Alp UMa	1.8000	6300.0	93	3947	No
437	GOM_NL__2PRFIN20021201_203517_000000482011_00386_03947_1888.N1	01-DEC-2002 20:35:17	Bright	47.500	82	48Bet UMa	2.3650	10600.	95	3947	No
438	GOM_NL__2PRFIN20021201_203656_000000432011_00386_03947_1889.N1	01-DEC-2002 20:36:56	Bright	42.500	32	77Eps UMa	1.7630	11000.	85	3947	No
439	GOM_NL__2PRFIN20021201_203902_000000392011_00386_03947_1890.N1	01-DEC-2002 20:39:02	Bright	39.000	39	85Eta UMa	1.8540	24000.	78	3947	No
440	GOM_NL__2PRFIN20021201_204157_000000362011_00386_03947_1891.N1	01-DEC-2002 20:41:57	Bright	35.500	180	27Gam Boo	3.0400	8000.0	71	3947	No
441	GOM_NL__2PRFIN20021201_204459_000000352011_00386_03947_1892.N1	01-DEC-2002 20:44:59	Bright	34.500	83		2.3780	11000.	69	3947	No
442	GOM_NL__2PRFIN20021201_204730_000000372011_00386_03947_1893.N1	01-DEC-2002 20:47:30	Bright	36.500	3	16Alp Boo	-0.050000	4250.0	73	3947	No
443	GOM_NL__2PRFIN20021201_205112_000000742011_00386_03947_1894.N1	01-DEC-2002 20:51:12	Bright	73.500	96	68Del Leo	2.5600	9300.0	147	3947	No
444	GOM_NL__2PRFIN20021201_205527_000000532011_00386_03947_1895.N1	01-DEC-2002 20:55:27	Bright	53.000	121	29Gam Vir	2.7400	7200.0	106	3947	No
445	GOM_NL__2PRFIN20021201_210014_000000462011_00386_03947_1896.N1	01-DEC-2002 21:00:14	Twilight	45.500	163	7Del Crv	2.9450	11000.	91	3947	No
446	GOM_NL__2PRFIN20021201_210151_000000482011_00386_03947_1897.N1	01-DEC-2002 21:01:51	Twilight	48.000	106	9Bet Crv	2.6480	5600.0	96	3947	No
447	GOM_NL__2PRFIN20021201_210749_000000382011_00386_03947_1898.N1	01-DEC-2002 21:07:49	Dark	38.000	77	Eps Cen	2.3030	28000.	76	3947	No
448	GOM_NL__2PRFIN20021201_210927_000000412011_00386_03947_1899.N1	01-DEC-2002 21:09:27	Dark	41.000	10	Bet Cen	0.61000	28000.	82	3947	No
449	GOM_NL__2PRFIN20021201_211125_000000432011_00387_03948_1885.N1	01-DEC-2002 21:11:25	Dark	43.000	12	Alp1Cru	0.77500	30000.	86	3948	No
450	GOM_NL__2PRFIN20021201_211409_000000392011_00387_03948_1886.N1	01-DEC-2002 21:14:09	Dark	39.000	124	The Car	2.7640	30000.	78	3948	No
451	GOM_NL__2PRFIN20021201_211850_000000482011_00387_03948_1887.N1	01-DEC-2002 21:18:50	Dark	48.000	41	Eps Car	1.8600	4100.0	96	3948	No
452	GOM_NL__2PRFIN20021201_212050_000000522011_00387_03948_1888.N1	01-DEC-2002 21:20:50	Dark	52.000	34	Gam2Vel	1.7930	23000.	104	3948	No
453	GOM_NL__2PRFIN20021201_212411_000000552011_00387_03948_1889.N1	01-DEC-2002 21:24:11	Dark	55.000	2	Alp Car	-0.73600	7000.0	110	3948	No
454	GOM_NL__2PRFIN20021201_212606_000000632011_00387_03948_1890.N1	01-DEC-2002 21:26:06	Dark	62.500	117	Pi Pup	2.7060	3800.0	125	3948	No
455	GOM_NL__2PRFIN20021201_212832_000000762011_00387_03948_1891.N1	01-DEC-2002 21:28:32	Dark	75.500	88	31Eta CMa	2.4480	20000.	151	3948	No

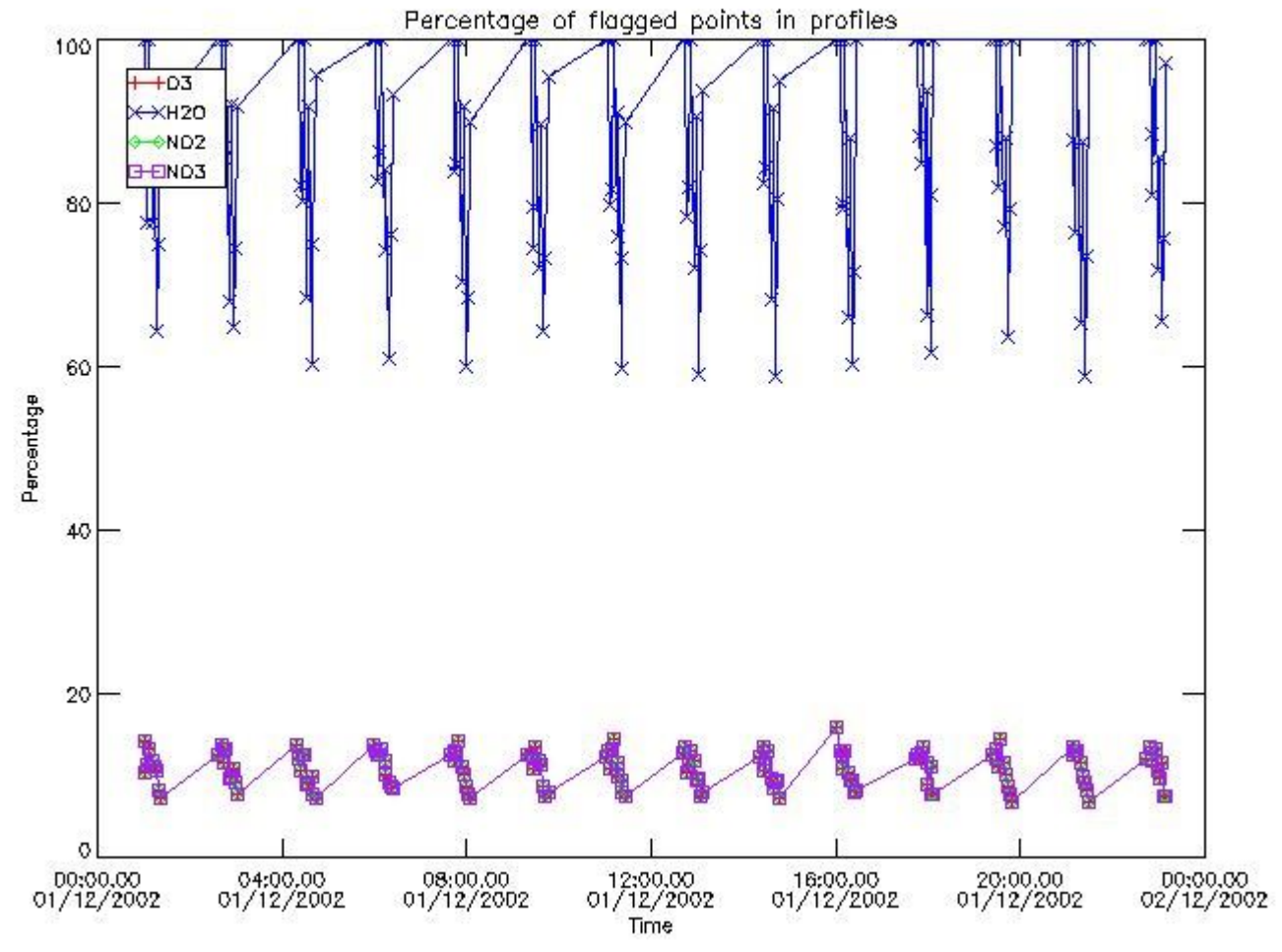
456	GOM_NL__2PRFIN20021201_213034_000000852011_00387_03948_1892.N1	01-DEC-2002 21:30:34	Straylight	85.000	37	25Del CMa	1.8300	5900.0	170	3948	No
457	GOM_NL__2PRFIN20021201_213543_000000732011_00387_03948_1893.N1	01-DEC-2002 21:35:43	Straylight	73.000	47	2Bet CMa	1.9760	28000.	146	3948	No
458	GOM_NL__2PRFIN20021201_213819_000000452011_00387_03948_1894.N1	01-DEC-2002 21:38:19	Straylight	45.000	165	34Gam Eri	2.9500	3200.0	90	3948	No
459	GOM_NL__2PRFIN20021201_213950_000000682011_00387_03948_1895.N1	01-DEC-2002 21:39:50	Straylight	68.000	7	19Bet Ori	0.10000	14000.	136	3948	No
460	GOM_NL__2PRFIN20021201_214248_000000662011_00387_03948_1896.N1	01-DEC-2002 21:42:48	Twi_and_stray	65.500	30	46Eps Ori	1.6940	30000.	131	3948	No
461	GOM_NL__2PRFIN20021201_214530_000000632011_00387_03948_1897.N1	01-DEC-2002 21:45:30	Twi_and_stray	62.500	27	24Gam Ori	1.6360	26000.	125	3948	No
462	GOM_NL__2PRFIN20021201_214747_000000572011_00387_03948_1898.N1	01-DEC-2002 21:47:47	Bright	57.000	13	87Alp Tau	0.86700	3800.0	114	3948	No
463	GOM_NL__2PRFIN20021201_214925_000000422011_00387_03948_1899.N1	01-DEC-2002 21:49:25	Bright	42.000	146	25Eta Tau	2.8730	15200.	84	3948	No
464	GOM_NL__2PRFIN20021201_215147_000000412011_00387_03948_1900.N1	01-DEC-2002 21:51:47	Bright	41.000	150	44Zet Per	2.8900	28000.	82	3948	No
465	GOM_NL__2PRFIN20021201_215403_000000382011_00387_03948_1901.N1	01-DEC-2002 21:54:03	Bright	37.500	79	26Bet Per	2.3100	13100.	75	3948	No
466	GOM_NL__2PRFIN20021201_215615_000000392011_00387_03948_1902.N1	01-DEC-2002 21:56:15	Bright	38.500	175	39Del Per	3.0100	19400.	77	3948	No
467	GOM_NL__2PRFIN20021201_215737_000000382011_00387_03948_1903.N1	01-DEC-2002 21:57:37	Bright	38.000	160	23Gam Per	2.9300	4700.0	76	3948	No
468	GOM_NL__2PRFIN20021201_220000_000000362011_00387_03948_1904.N1	01-DEC-2002 22:00:00	Bright	36.000	110	37Del Cas	2.6780	8900.0	72	3948	No
469	GOM_NL__2PRFIN20021201_220740_000000342011_00387_03948_1905.N1	01-DEC-2002 22:07:40	Bright	34.000	49	1Alp UMi	1.9900	6300.0	68	3948	No
470	GOM_NL__2PRFIN20021201_221221_000000352011_00387_03948_1906.N1	01-DEC-2002 22:12:21	Bright	35.000	60	7Bet UMi	2.0810	3950.0	70	3948	No
471	GOM_NL__2PRFIN20021201_221417_000000472011_00387_03948_1907.N1	01-DEC-2002 22:14:17	Bright	47.000	36	50Alp UMa	1.8000	6300.0	94	3948	No
472	GOM_NL__2PRFIN20021201_221552_000000482011_00387_03948_1908.N1	01-DEC-2002 22:15:52	Bright	48.000	82	48Bet UMa	2.3650	10600.	96	3948	No
473	GOM_NL__2PRFIN20021201_221732_000000432011_00387_03948_1909.N1	01-DEC-2002 22:17:32	Bright	42.500	32	77Eps UMa	1.7630	11000.	85	3948	No
474	GOM_NL__2PRFIN20021201_221938_000000392011_00387_03948_1910.N1	01-DEC-2002 22:19:38	Bright	38.500	39	85Eta UMa	1.8540	24000.	77	3948	No
475	GOM_NL__2PRFIN20021201_222233_000000362011_00387_03948_1911.N1	01-DEC-2002 22:22:33	Bright	36.000	180	27Gam Boo	3.0400	8000.0	72	3948	No
476	GOM_NL__2PRFIN20021201_222535_000000362011_00387_03948_1912.N1	01-DEC-2002 22:25:35	Bright	35.500	83		2.3780	11000.	71	3948	No
477	GOM_NL__2PRFIN20021201_222806_000000372011_00387_03948_1913.N1	01-DEC-2002 22:28:06	Bright	36.500	3	16Alp Boo	-0.050000	4250.0	73	3948	No
478	GOM_NL__2PRFIN20021201_223149_000000782011_00387_03948_1914.N1	01-DEC-2002 22:31:49	Bright	77.500	96	68Del Leo	2.5600	9300.0	155	3948	No
479	GOM_NL__2PRFIN20021201_223604_000000622011_00387_03948_1915.N1	01-DEC-2002 22:36:04	Bright	62.000	121	29Gam Vir	2.7400	7200.0	124	3948	No
480	GOM_NL__2PRFIN20021201_224051_000000472011_00387_03948_1916.N1	01-DEC-2002 22:40:51	Twi_and_stray	47.000	163	7Del Crv	2.9450	11000.	94	3948	No
481	GOM_NL__2PRFIN20021201_224228_000000492011_00387_03948_1917.N1	01-DEC-2002 22:42:28	Twilight	48.500	106	9Bet Crv	2.6480	5600.0	97	3948	No
482	GOM_NL__2PRFIN20021201_224424_000000422011_00387_03948_1918.N1	01-DEC-2002 22:44:24	Dark	42.000	123	1ot Cen	2.7500	10200.	84	3948	No
483	GOM_NL__2PRFIN20021201_224825_000000382011_00387_03948_1919.N1	01-DEC-2002 22:48:25	Dark	37.500	77	Eps Cen	2.3030	28000.	75	3948	No
484	GOM_NL__2PRFIN20021201_225003_000000442011_00387_03948_1920.N1	01-DEC-2002 22:50:03	Dark	43.500	10	Bet Cen	0.61000	28000.	87	3948	No
485	GOM_NL__2PRFIN20021201_225202_000000402011_00388_03949_1885.N1	01-DEC-2002 22:52:02	Dark	40.000	12	Alp1Cru	0.77500	30000.	80	3949	No
486	GOM_NL__2PRFIN20021201_225445_000000392011_00388_03949_1886.N1	01-DEC-2002 22:54:45	Dark	38.500	124	The Car	2.7640	30000.	77	3949	No
487	GOM_NL__2PRFIN20021201_225924_000000492011_00388_03949_1887.N1	01-DEC-2002 22:59:24	Dark	48.500	41	Eps Car	1.8600	4100.0	97	3949	No
488	GOM_NL__2PRFIN20021201_230129_000000532011_00388_03949_1888.N1	01-DEC-2002 23:01:29	Dark	52.500	34	Gam2Vel	1.7930	23000.	105	3949	No
489	GOM_NL__2PRFIN20021201_230446_000000492011_00388_03949_1889.N1	01-DEC-2002 23:04:46	Dark	48.500	2	Alp Car	-0.73600	7000.0	97	3949	No
490	GOM_NL__2PRFIN20021201_230642_000000682011_00388_03949_1890.N1	01-DEC-2002 23:06:42	Dark	68.000	117	Pi Pup	2.7060	3800.0	136	3949	No
491	GOM_NL__2PRFIN20021201_230910_000000682011_00388_03949_1891.N1	01-DEC-2002 23:09:10	Dark	67.500	88	31Eta CMa	2.4480	20000.	135	3949	No
492	GOM_NL__2PRFIN20021201_231111_000000772011_00388_03949_1892.N1	01-DEC-2002 23:11:11	Straylight	77.000	37	25Del CMa	1.8300	5900.0	154	3949	No
493	GOM_NL__2PRFIN20021201_231620_000000692011_00388_03949_1893.N1	01-DEC-2002 23:16:20	Straylight	69.000	47	2Bet CMa	1.9760	28000.	138	3949	No
494	GOM_NL__2PRFIN20021201_231855_000000462011_00388_03949_1894.N1	01-DEC-2002 23:18:55	Straylight	46.000	165	34Gam Eri	2.9500	3200.0	92	3949	No
495	GOM_NL__2PRFIN20021201_232024_000000652011_00388_03949_1895.N1	01-DEC-2002 23:20:24	Straylight	65.000	7	19Bet Ori	0.10000	14000.	130	3949	No
496	GOM_NL__2PRFIN20021201_232324_000000652011_00388_03949_1896.N1	01-DEC-2002 23:23:24	Twi_and_stray	65.000	30	46Eps Ori	1.6940	30000.	130	3949	No
497	GOM_NL__2PRFIN20021201_232606_000000612011_00388_03949_1897.N1	01-DEC-2002 23:26:06	Twi_and_stray	60.500	27	24Gam Ori	1.6360	26000.	121	3949	No
498	GOM_NL__2PRFIN20021201_232821_000000622011_00388_03949_1898.N1	01-DEC-2002 23:28:21	Bright	62.000	13	87Alp Tau	0.86700	3800.0	124	3949	No
499	GOM_NL__2PRFIN20021201_232959_000000422011_00388_03949_1899.N1	01-DEC-2002 23:29:59	Bright	41.500	146	25Eta Tau	2.8730	15200.	83	3949	No
500	GOM_NL__2PRFIN20021201_233223_000000402011_00388_03949_1900.N1	01-DEC-2002 23:32:23	Bright	39.500	150	44Zet Per	2.8900	28000.	79	3949	No
501	GOM_NL__2PRFIN20021201_233439_000000382011_00388_03949_1901.N1	01-DEC-2002 23:34:39	Bright	37.500	79	26Bet Per	2.3100	13100.	75	3949	No
502	GOM_NL__2PRFIN20021201_233650_000000382011_00388_03949_1902.N1	01-DEC-2002 23:36:50	Bright	37.500	175	39Del Per	3.0100	19400.	75	3949	No
503	GOM_NL__2PRFIN20021201_233812_000000372011_00388_03949_1903.N1	01-DEC-2002 23:38:12	Bright	36.500	160	23Gam Per	2.9300	4700.0	73	3949	No
504	GOM_NL__2PRFIN20021201_234036_000000362011_00388_03949_1904.N1	01-DEC-2002 23:40:36	Bright	36.000	110	37Del Cas	2.6780	8900.0	72	3949	No
505	GOM_NL__2PRFIN20021201_234816_000000392011_00388_03949_1905.N1	01-DEC-2002 23:48:16	Bright	38.500	49	1Alp UMi	1.9900	6300.0	77	3949	No
506	GOM_NL__2PRFIN20021201_235257_000000392011_00388_03949_1906.N1	01-DEC-2002 23:52:57	Bright	39.000	60	7Bet UMi	2.0810	3950.0	78	3949	No
507	GOM_NL__2PRFIN20021201_235452_000000472011_00388_03949_1907.N1	01-DEC-2002 23:54:52	Bright	46.500	36	50Alp UMa	1.8000	6300.0	93	3949	No
508	GOM_NL__2PRFIN20021201_235628_000000482011_00388_03949_1908.N1	01-DEC-2002 23:56:28	Bright	47.500	82	48Bet UMa	2.3650	10600.	95	3949	No
509	GOM_NL__2PRFIN20021201_235808_000000422011_00388_03949_1909.N1	01-DEC-2002 23:58:08	Bright	41.500	32	77Eps UMa	1.7630	11000.	83	3949	No

3. Quality information per product

In this section it is plotted some information contained in the Quality Summary data set of

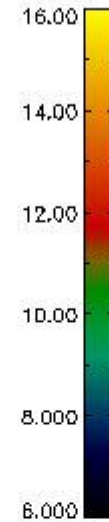
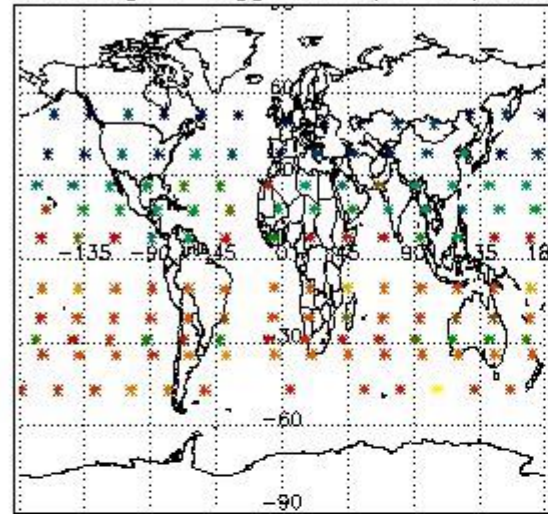
the level 2 products. Only products in dark limb conditions and without errors (error flag in the MPH set to "0") are used.

3.1 Plot quality information per product (time dependant)

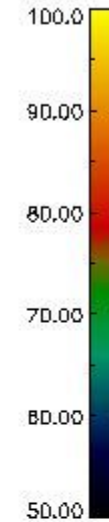
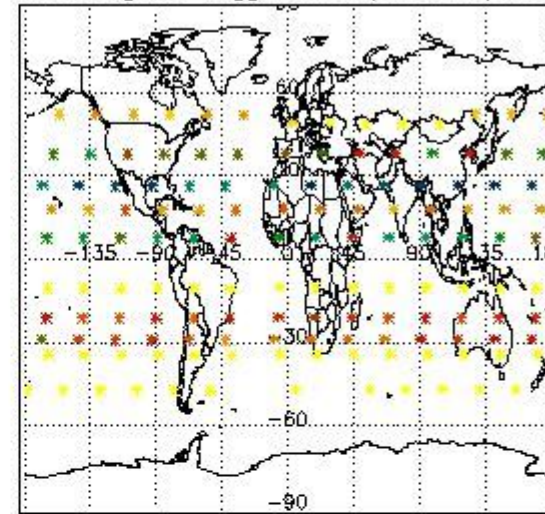


3.2 Plot quality information per product (world map)

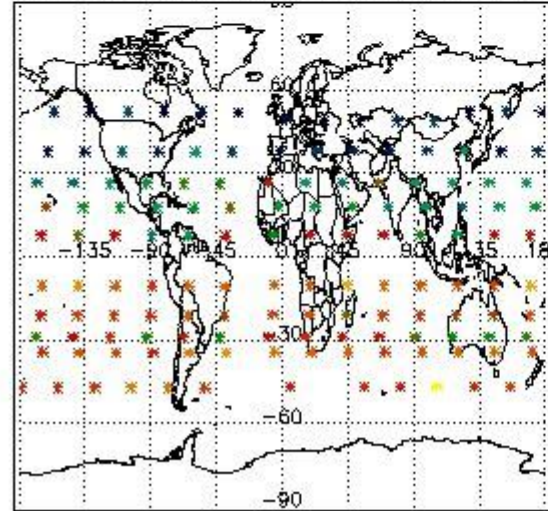
Percentage of flagged data per O3 profile



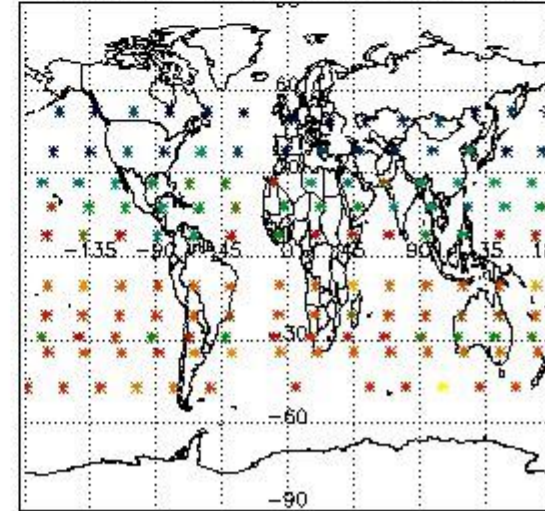
Percentage of flagged data per H2O profile



Percentage of flagged data per NO2 profile



Percentage of flagged data per NO3 profile

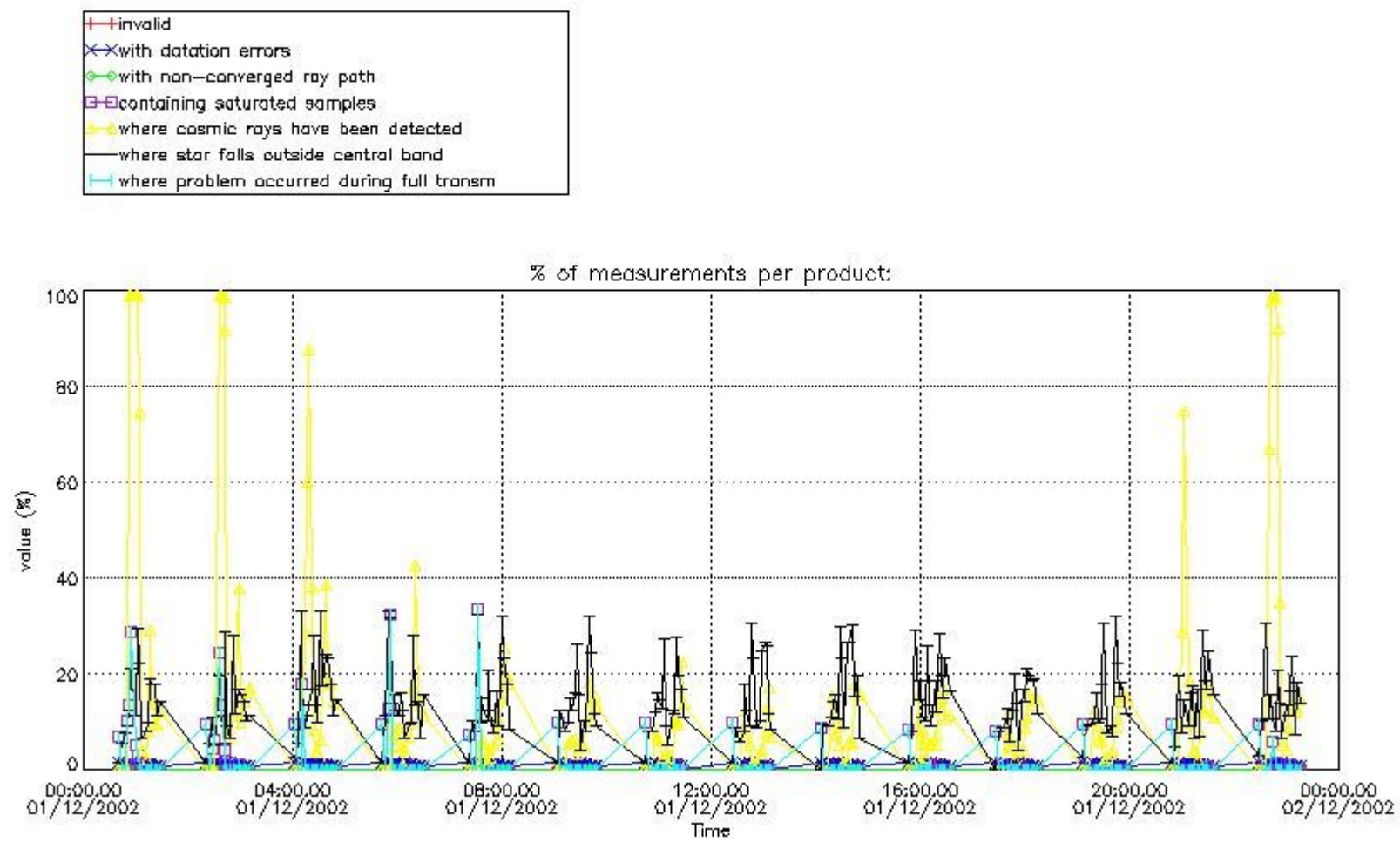


4. Level 1 quality information per product

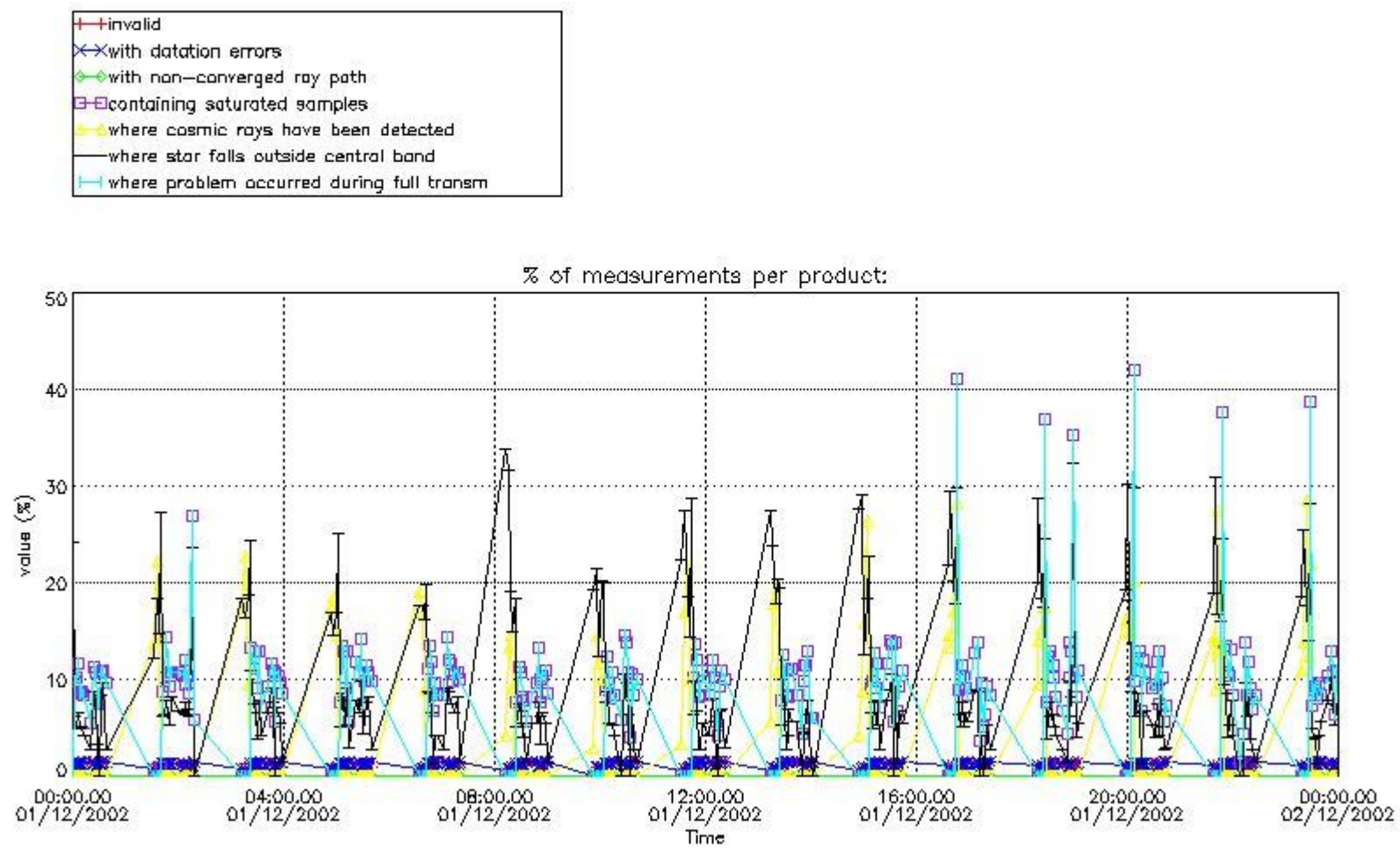
In this section it is plotted some information contained in the Quality Summary data set of the level 2 products that comes from the level 1b processing. Products without errors (error flag in the MPH set to "0") are used.

4.1 Plot quality information per product (time dependant) coming from level 1b processing

4.1.1 Plot level 1 quality information per product (time dependant): ENVISAT ASCENDING passes

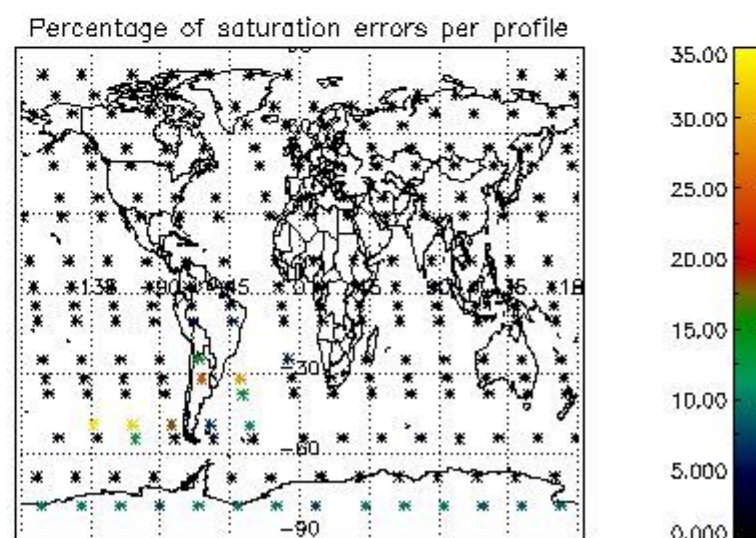
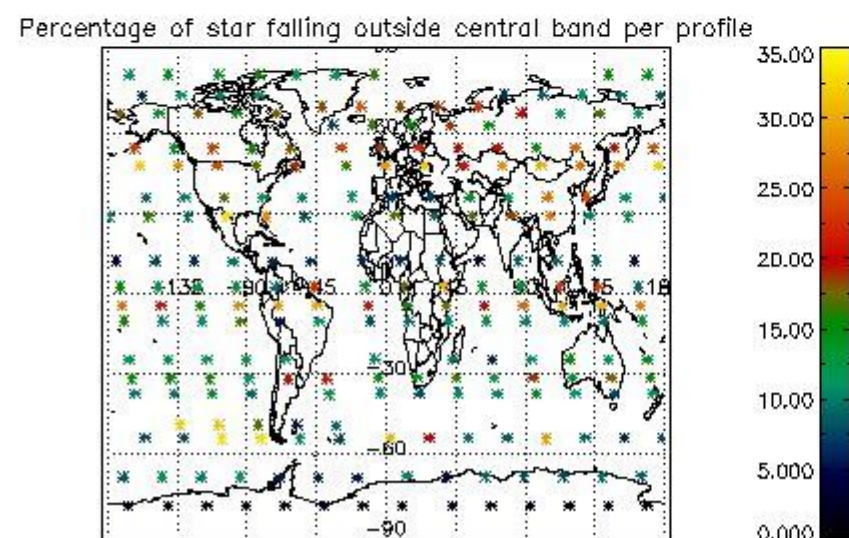
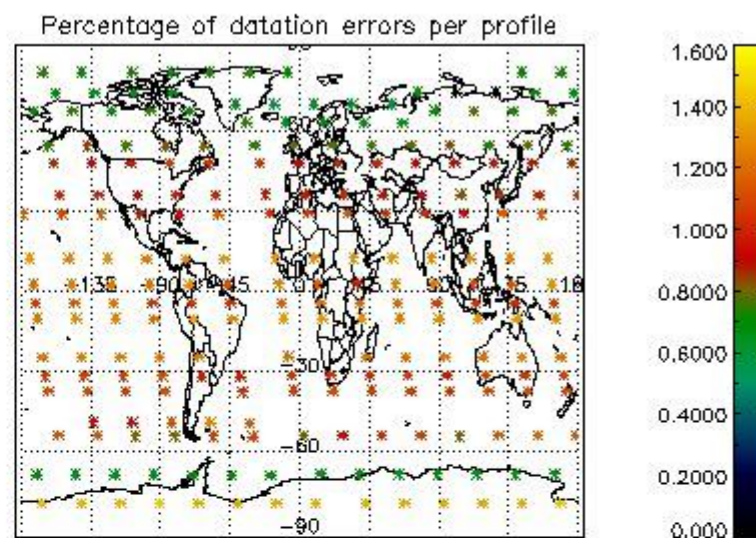
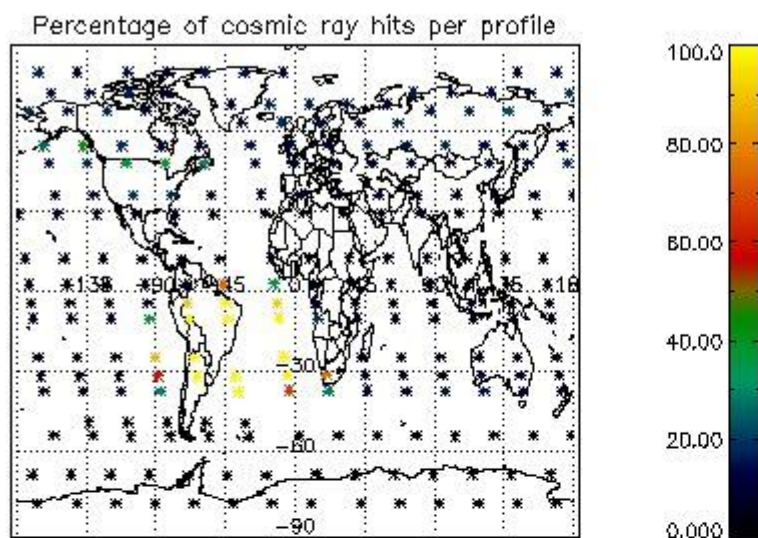


4.1.2 Plot level 1 quality information per product (time dependant): ENVISAT DESCENDING passes

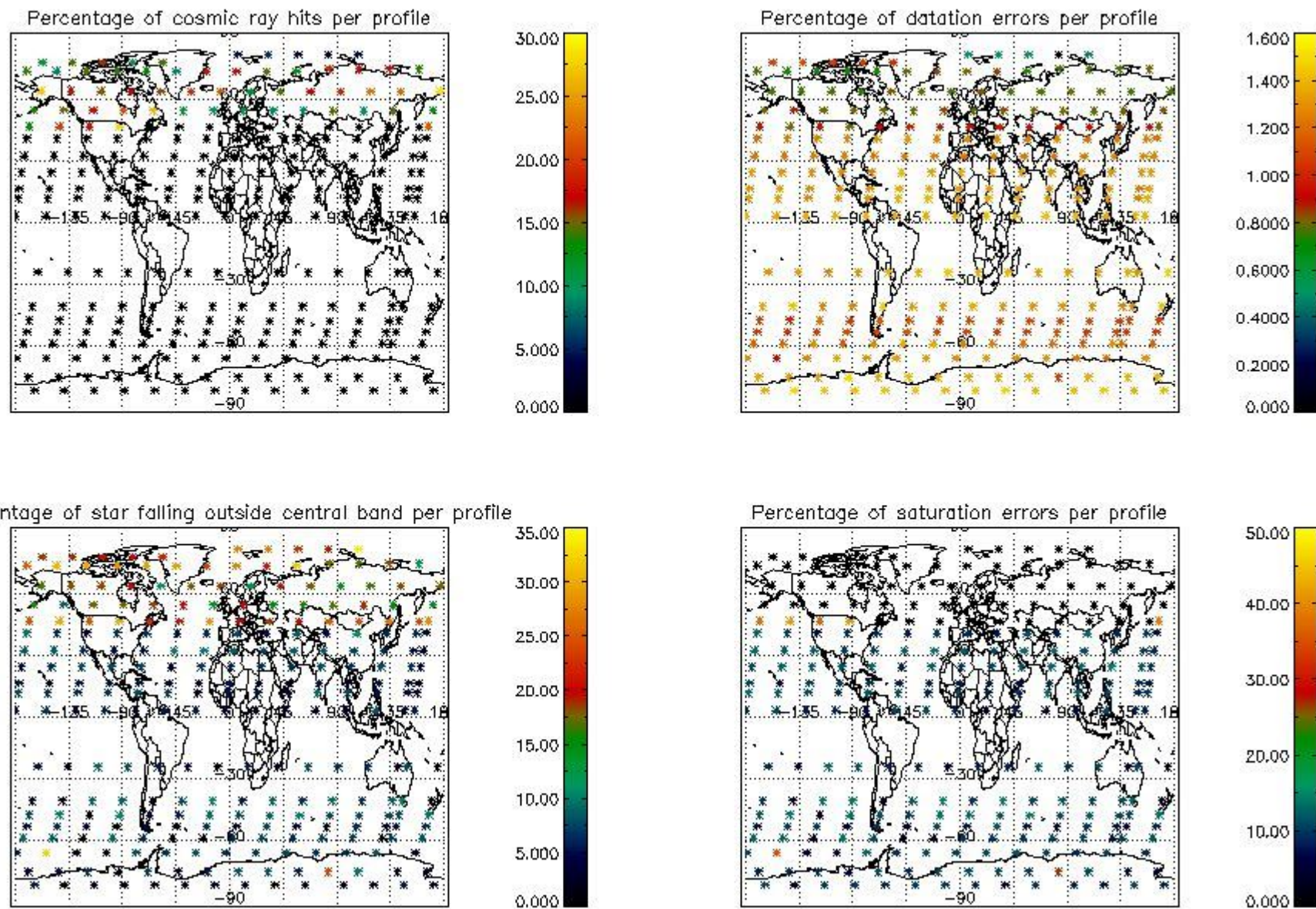


4.2 Plot quality information per product coming from level 1b processing (world map)

4.2.1 Plot level 1 quality information per product (world map): ENVISAT ASCENDING passes



4.2.2 Plot level 1 quality information per product (world map): ENVISAT DESCENDING passes



5. Trace gas profiles

5.1 Ozone statistics based on quality of products

The final quality of the products can be "measured" using the STD (Standard Deviation) attached to every point profile. This information is written to the parameter GOM_NL__2P/NL_LOCAL_SPECIES_DENSITY/o3_std of the level 2 products. The table below shows the statistics for given STD ranges.

The statistics are given with respect to the overall valid production:

- Products without fatal errors: GOM_NL__2P/MPH/PRODUCT_ERR=0
- Valid point profile: GOM_NL__2P/NL_LOCAL_SPECIES_DENSITY/pcd(0)=0

The 'Criteria' is applied to valid points of dark limb products:

- Products in dark limb illumination condition: GOM_NL__2P/NL_SUMMARY_QUALITY/obs_ill_cond=0
- Products without fatal errors: GOM_NL__2P/MPH/PRODUCT_ERR=0
- Valid point profile: GOM_NL__2P/NL_LOCAL_SPECIES_DENSITY/pcd(0)=0

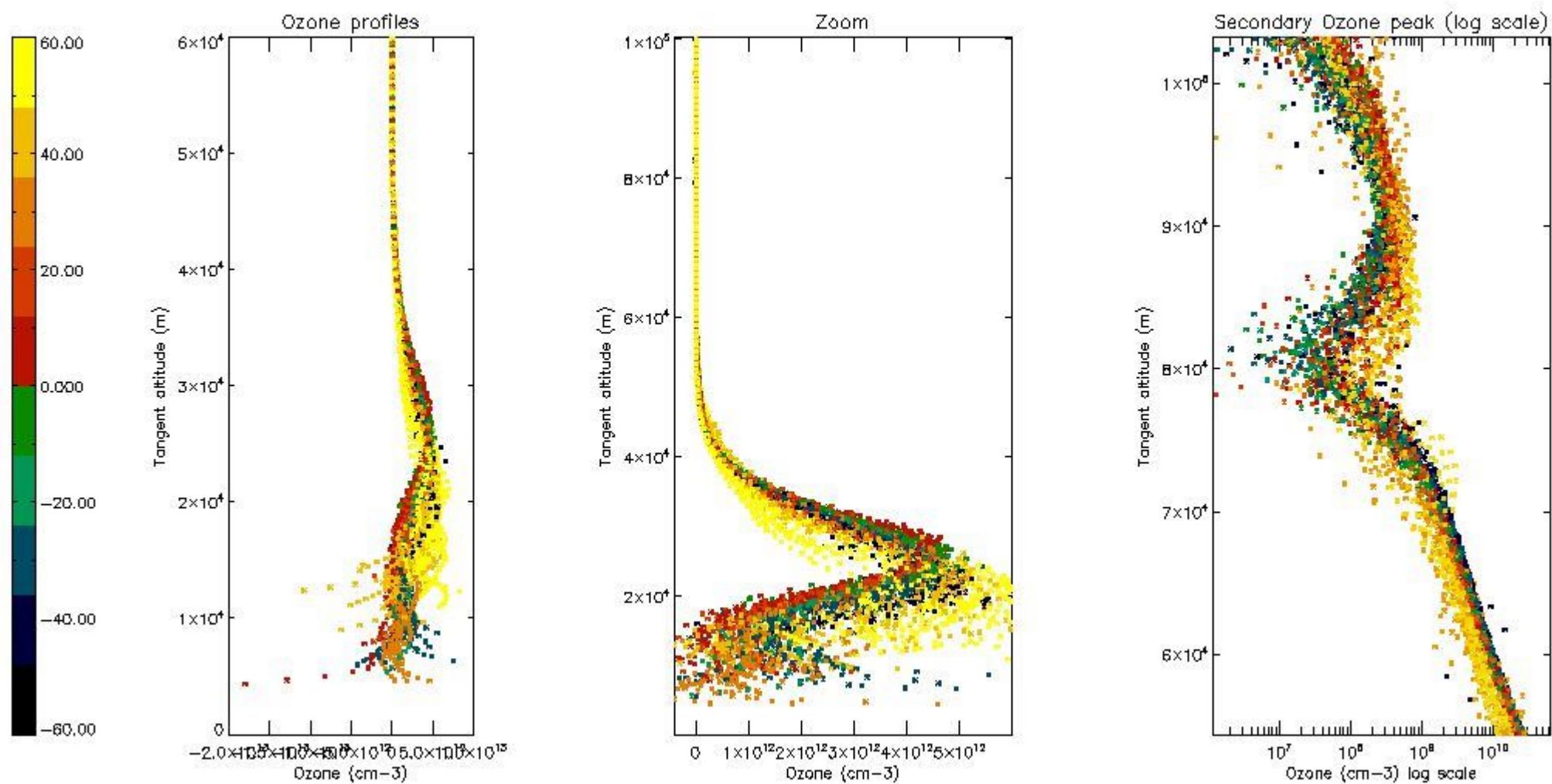
So, the table below shows the percentage of dark limb and valid observations for each criteria with respect to the overall valid daily observations.

Criteria	% of total production
All STD	28
STD < 20	19

STD < 10	16
STD < 5	13

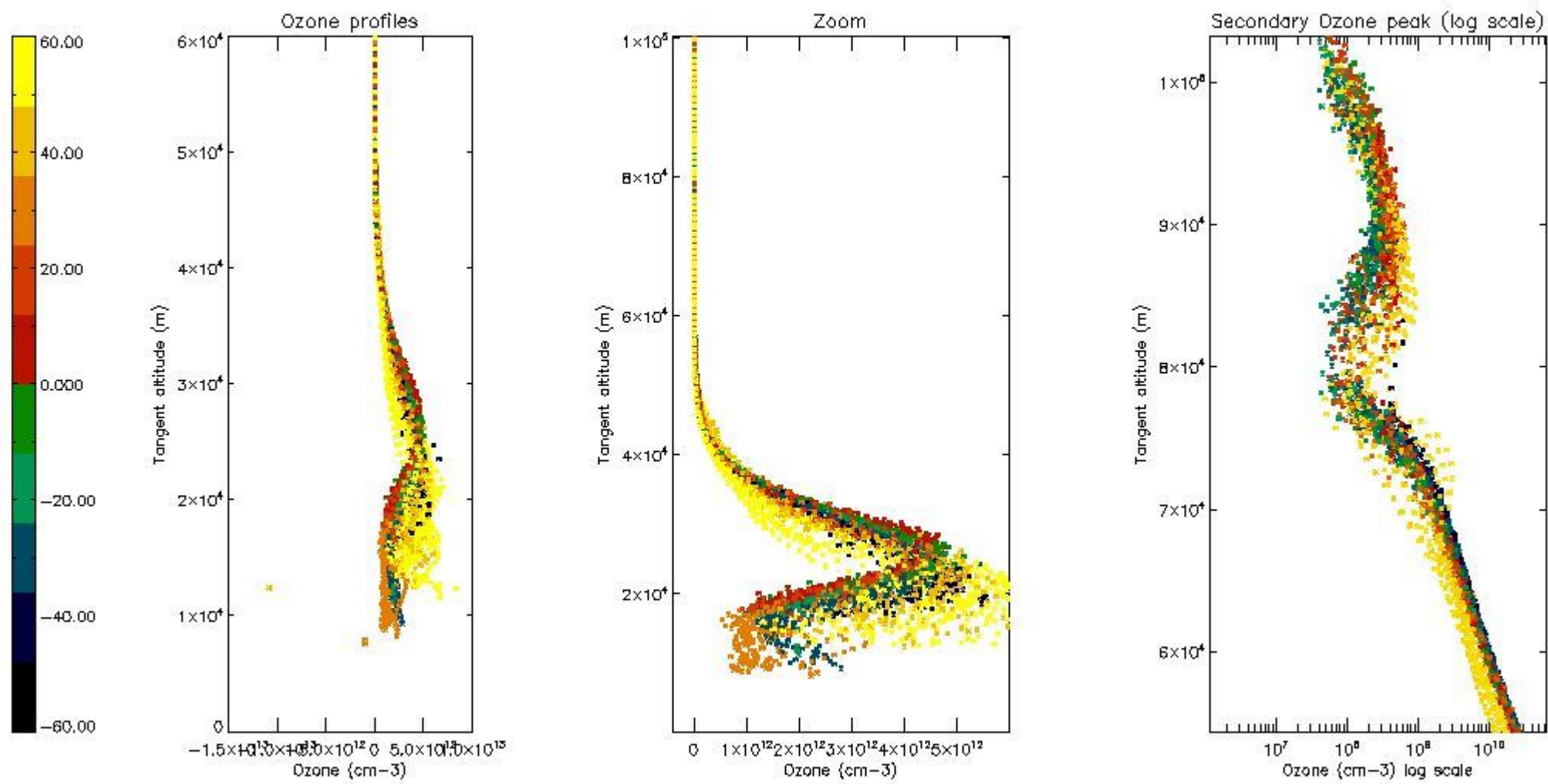
5.2 Plot ozone profiles for all STD (dark without errors)

The colorbar represents the latitude.



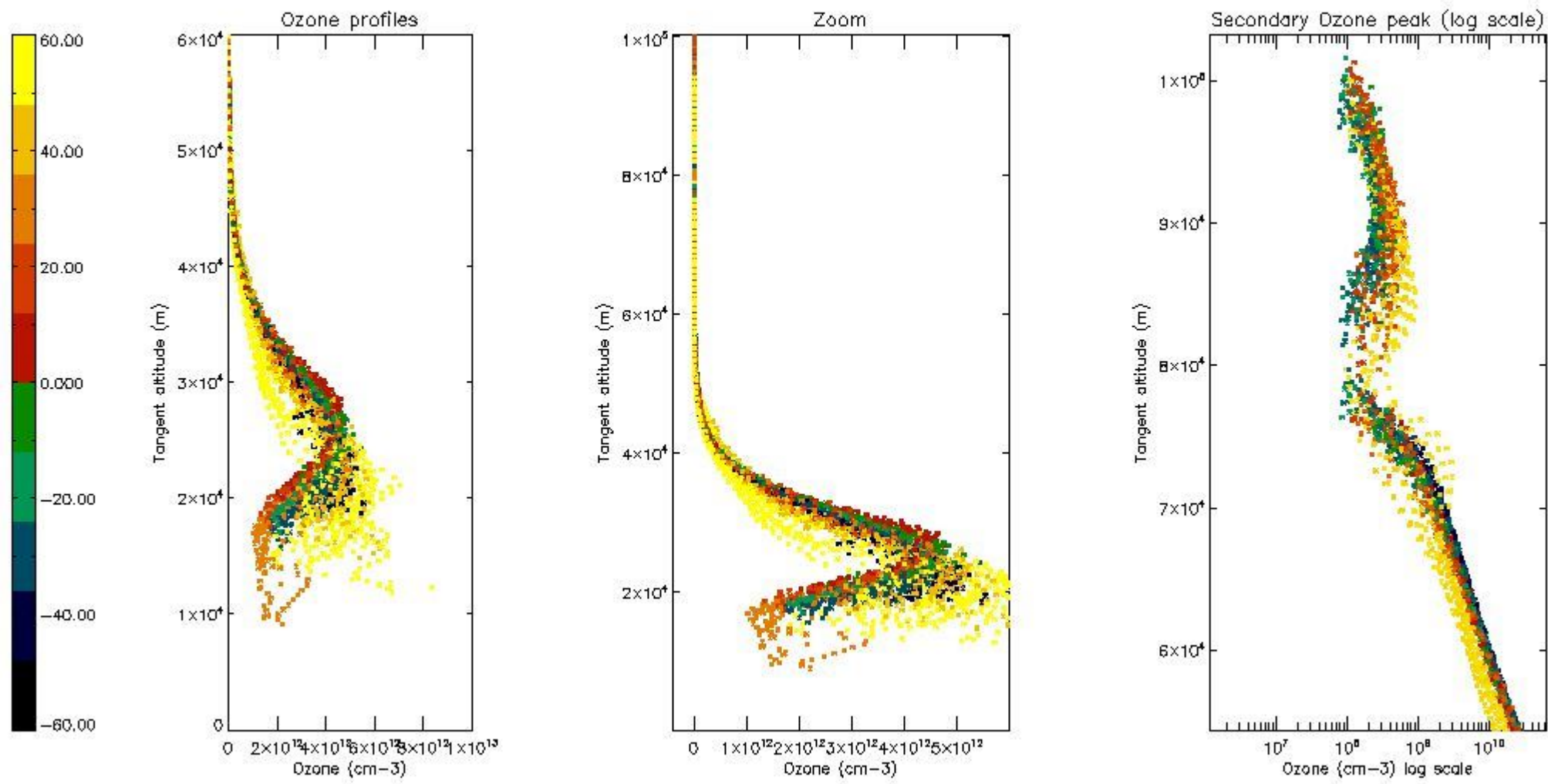
5.3 Plot ozone profiles where STD < 20% (dark without errors)

The colorbar represents the latitude.



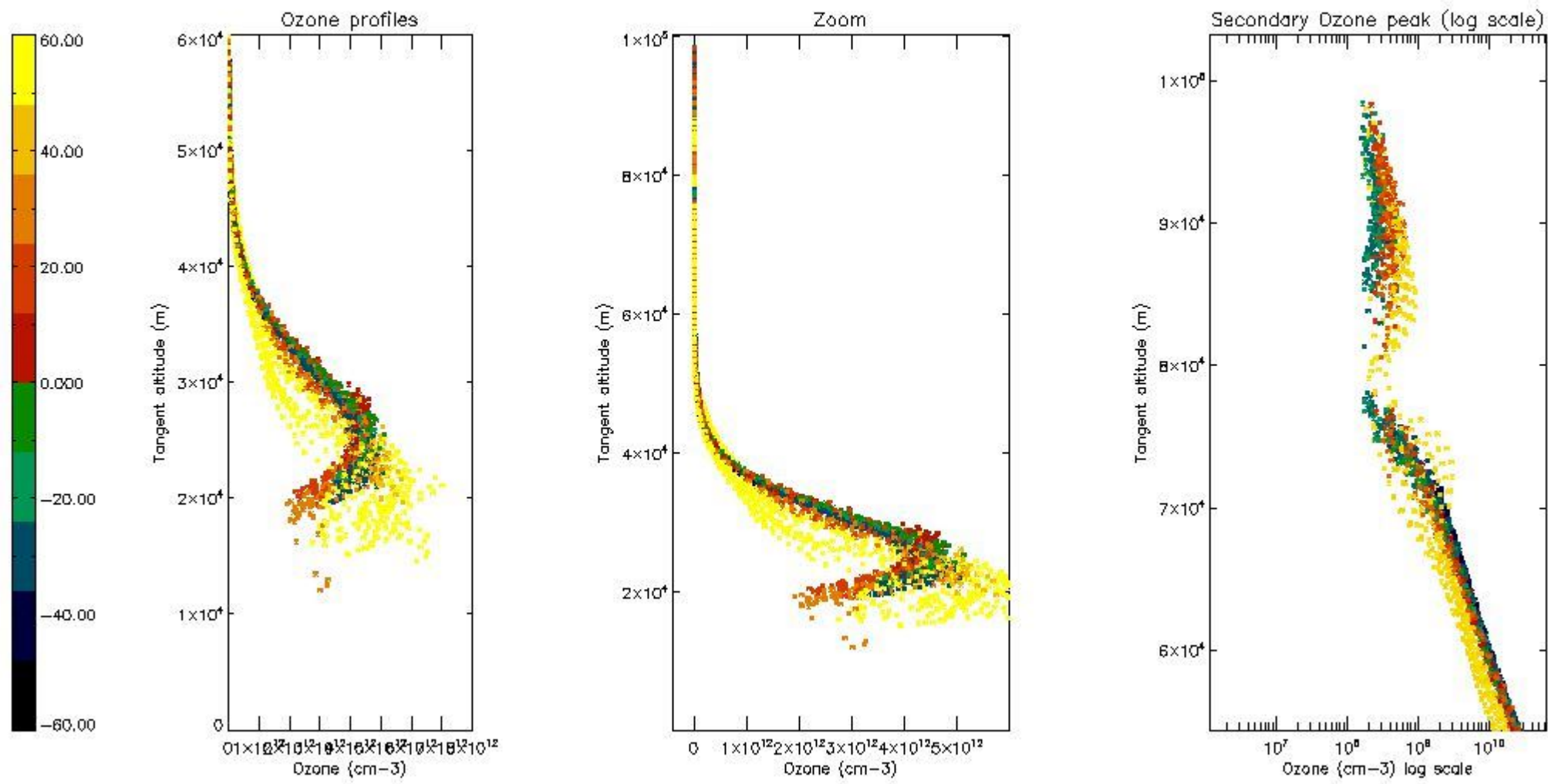
5.4 Plot ozone profiles where $STD < 10\%$ (dark without errors)

The colorbar represents the latitude.



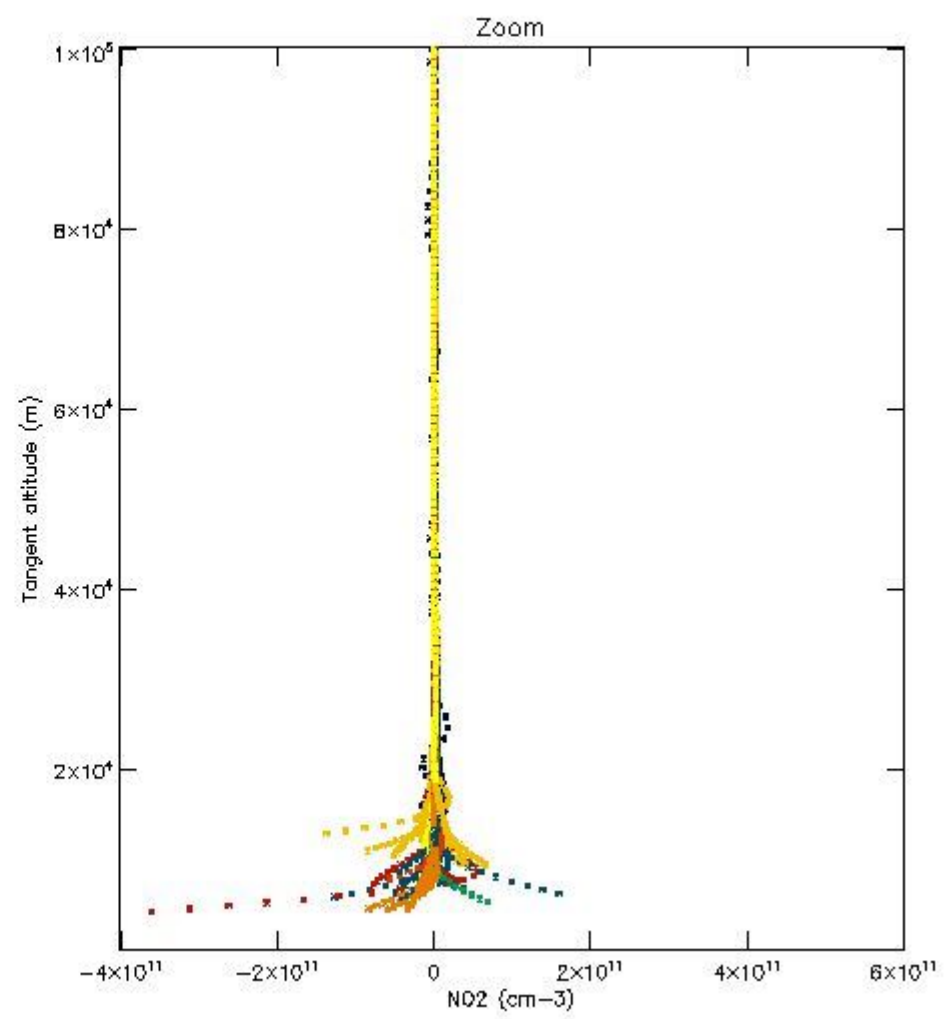
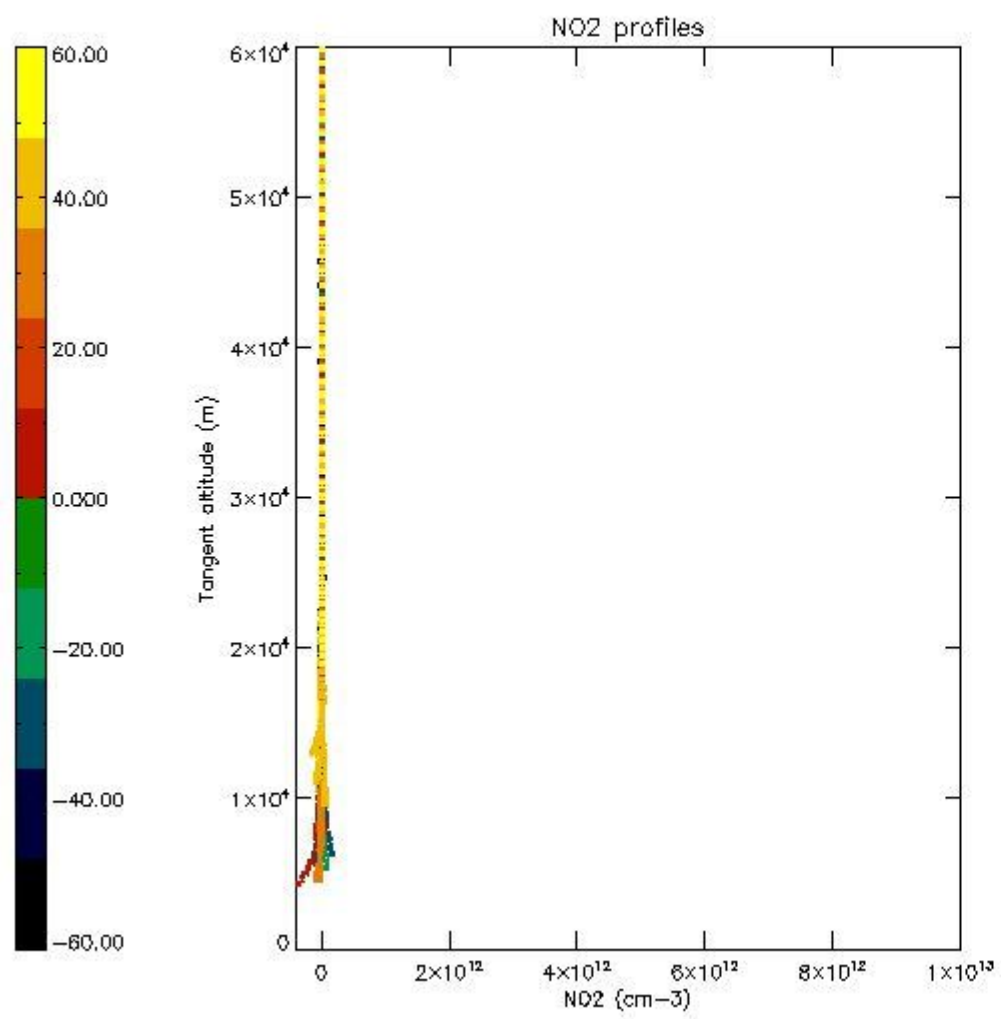
5.5 Plot ozone profiles where STD < 5% (dark without errors)

The colorbar represents the latitude.



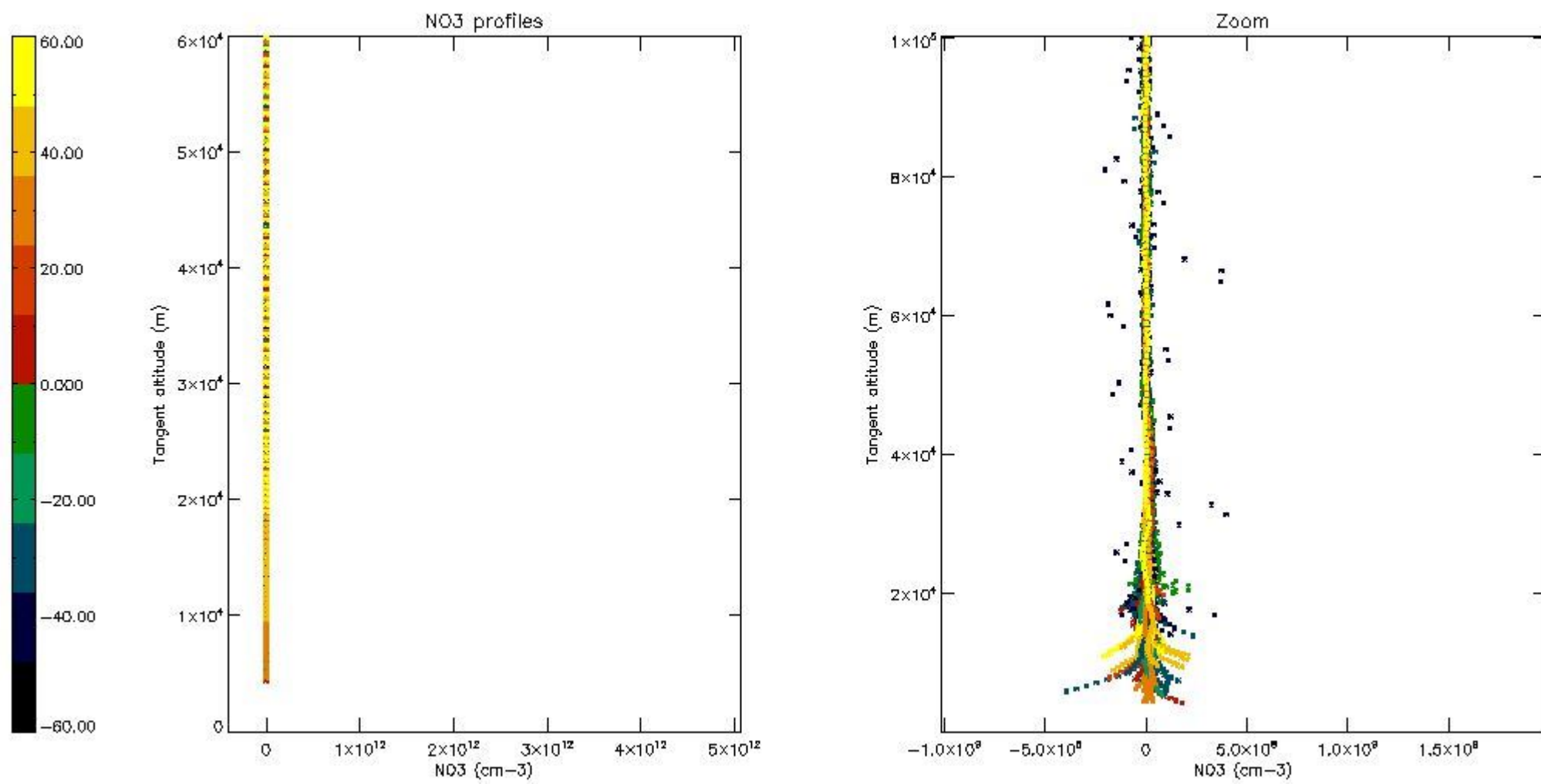
5.6 Plot NO₂ profiles for all STD (dark without errors)

The colorbar represents the latitude.



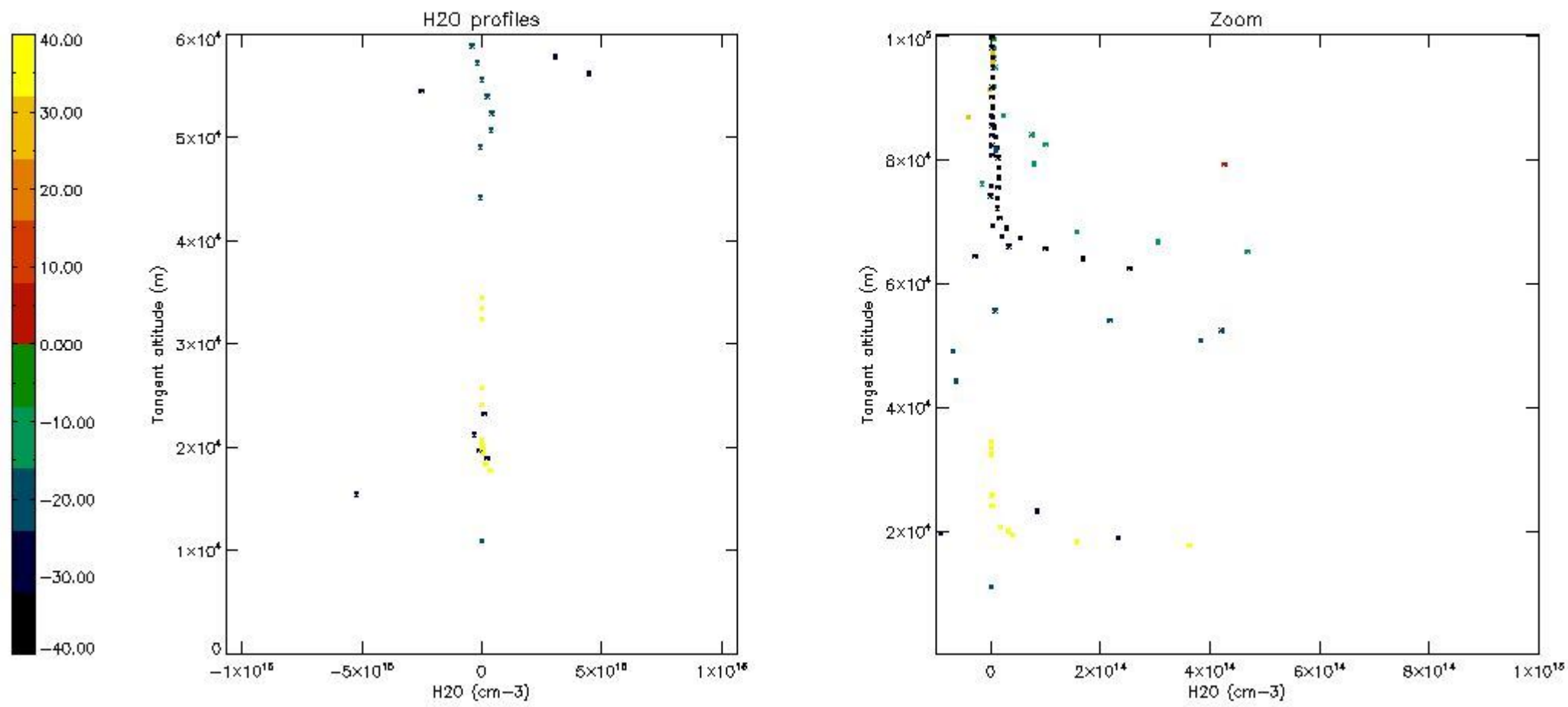
5.7 Plot NO3 profiles for all STD (dark without errors)

The colorbar represents the latitude.



5.8 Plot H₂O profiles for all STD (only for occultations of stars 1,2,3,4,13,14,16,26,63 dark without errors)

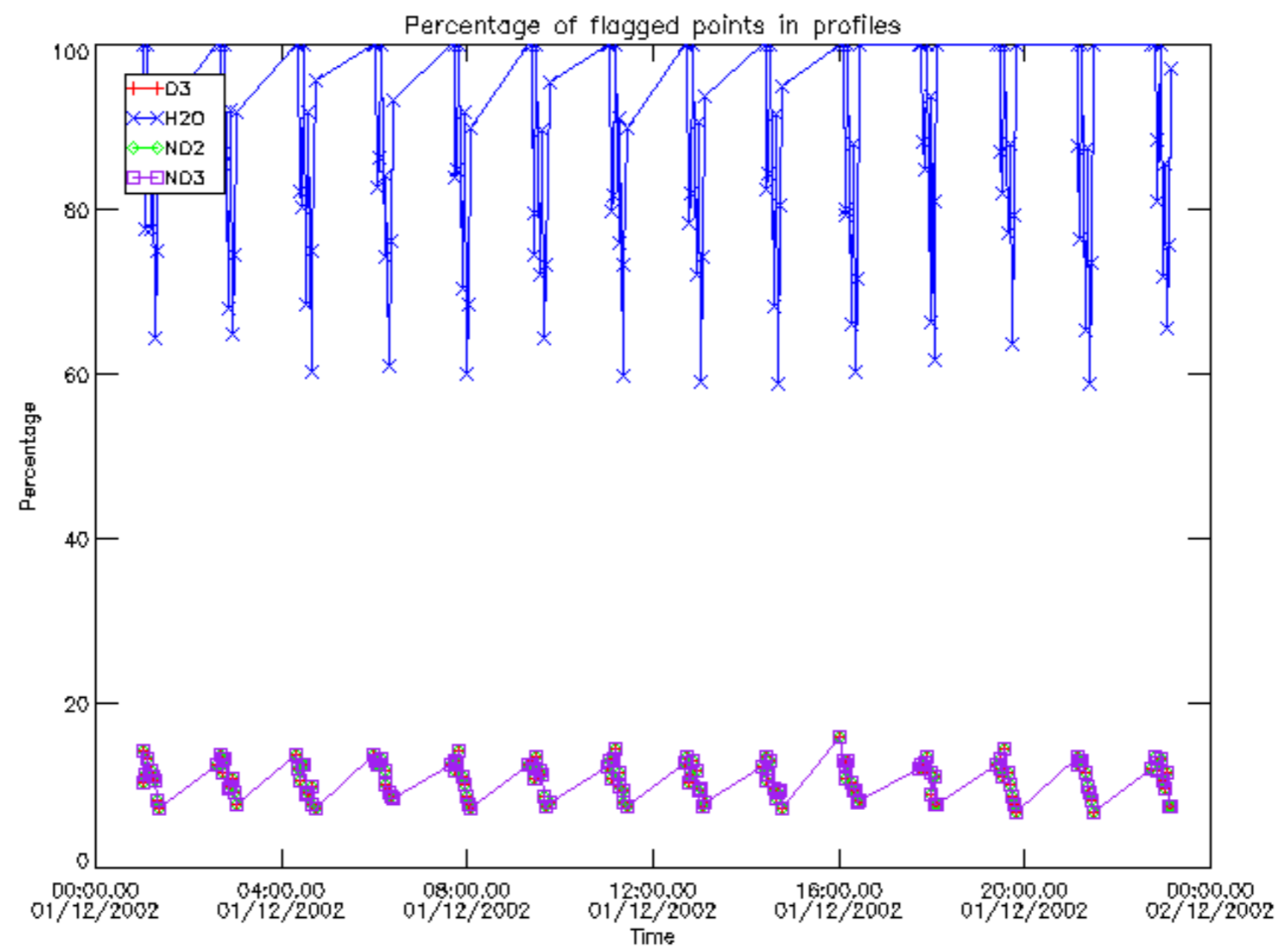
The colorbar represents the latitude.



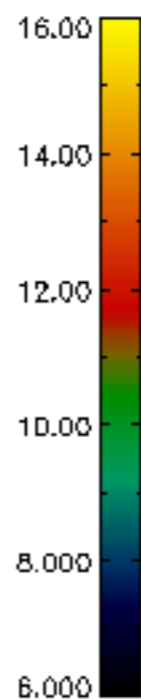
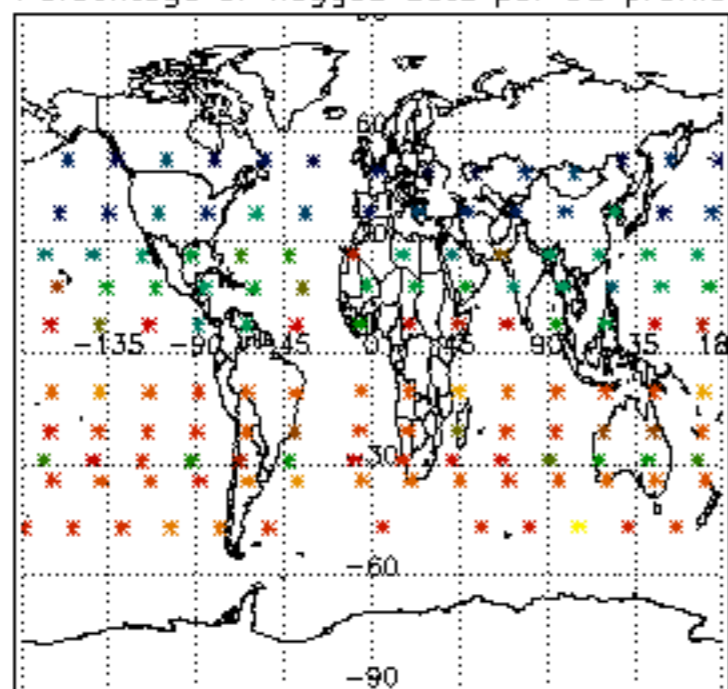
6. Auxiliary Data Files used for the production reported in section 2

The number reported in the third column indicates since which file (see list in section 2) the corresponding auxiliary file has been used. The fourth column is the date of those product files.

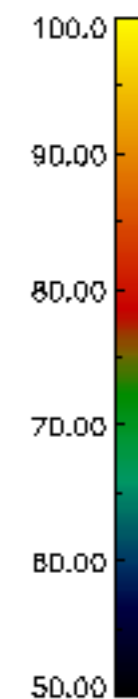
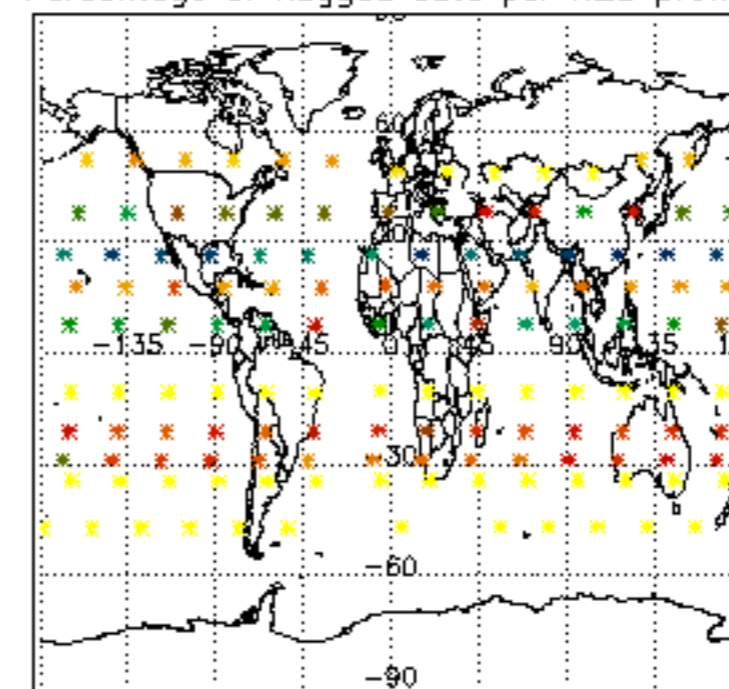
Type	Auxiliary Filename	Used since product	Used since product date
INST_PHYS_CHARACTERISTICS	GOM_INS_AXNIEC20050627_150440_20020301_000000_20100101_000000	1	01-DEC-2002 00:00:05
LEVEL-2_PROC_CONFIG	GOM_PR2_AXVIEC20091111_152718_20020301_000000_20500101_000000	1	01-DEC-2002 00:00:05
CROSS_SECTIONS_FILE	GOM_CRS_AXVIEC20091111_154832_20020301_000000_20500101_000000	1	01-DEC-2002 00:00:05



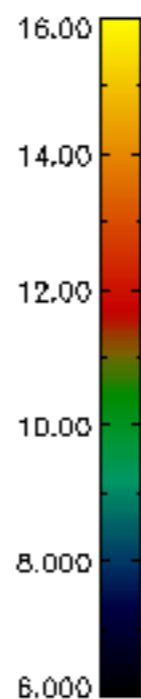
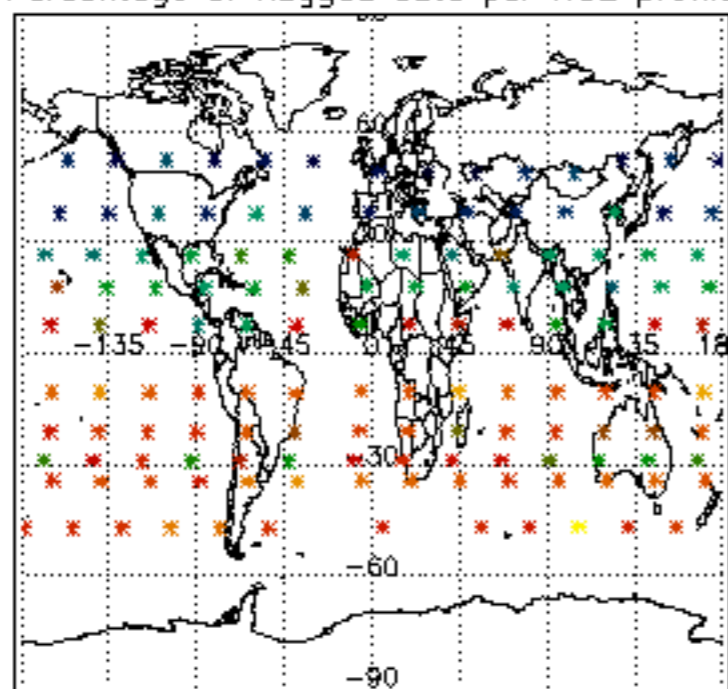
Percentage of flagged data per D3 profile



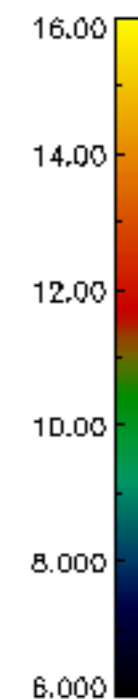
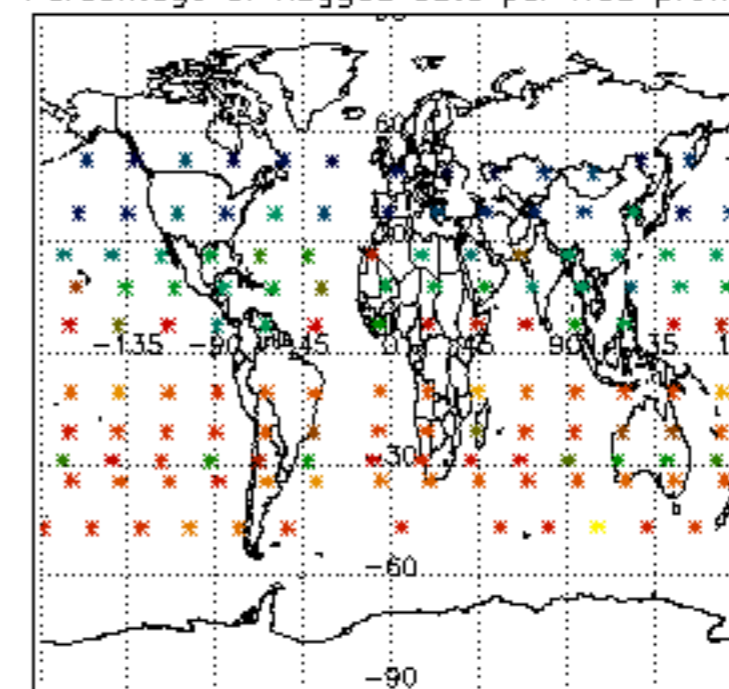
Percentage of flagged data per H2O profile

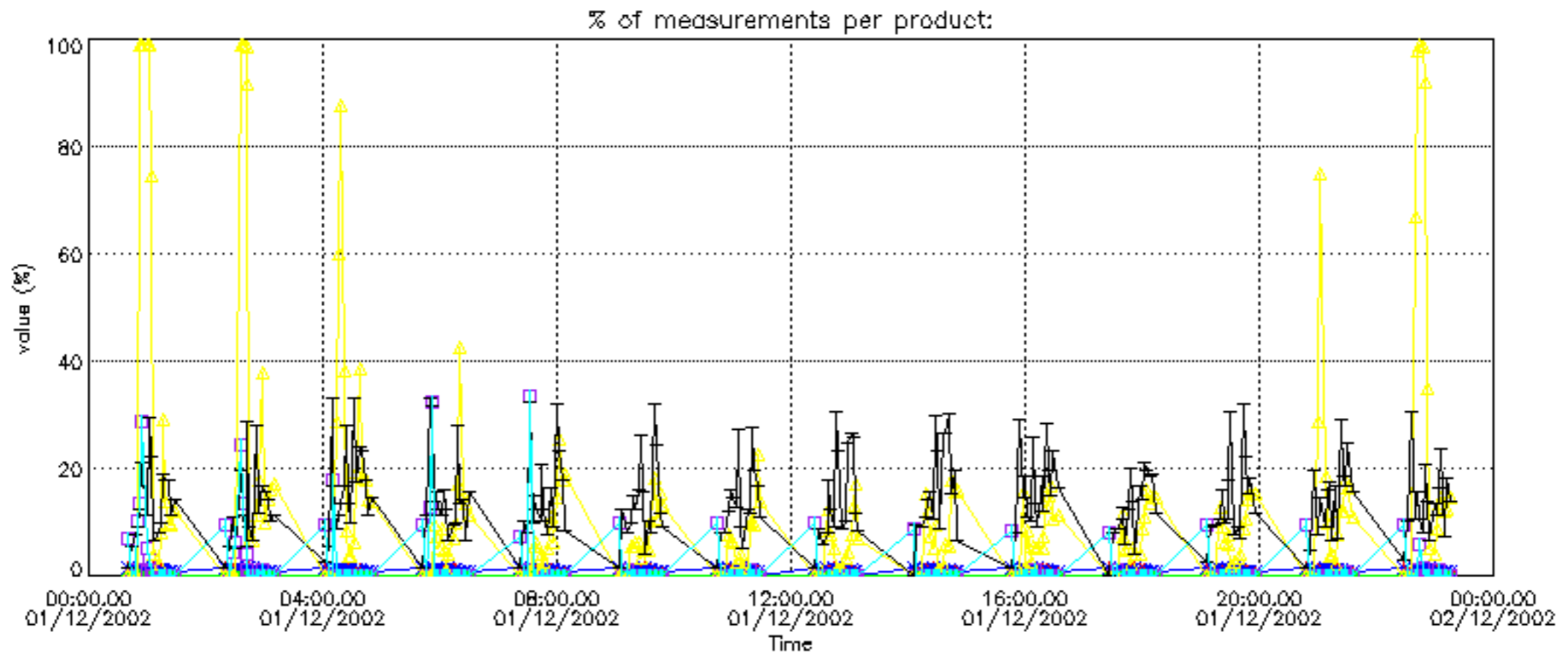
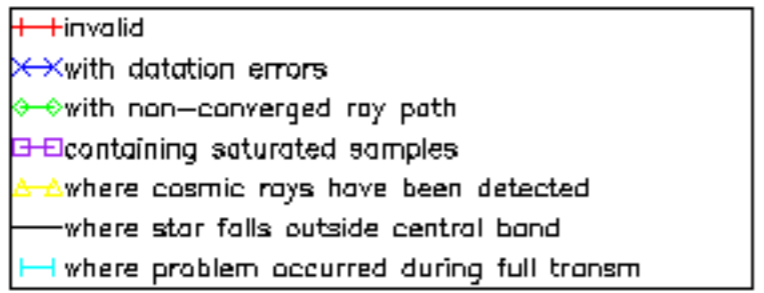


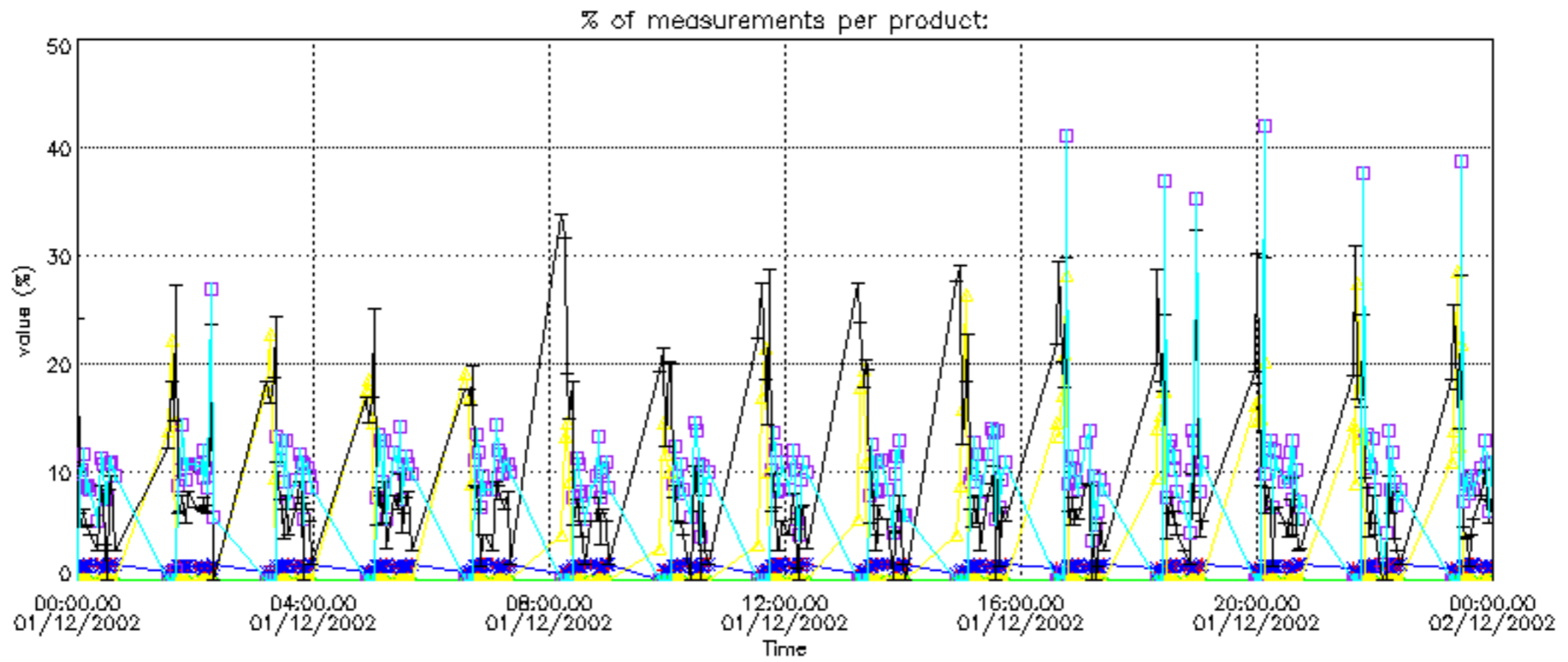
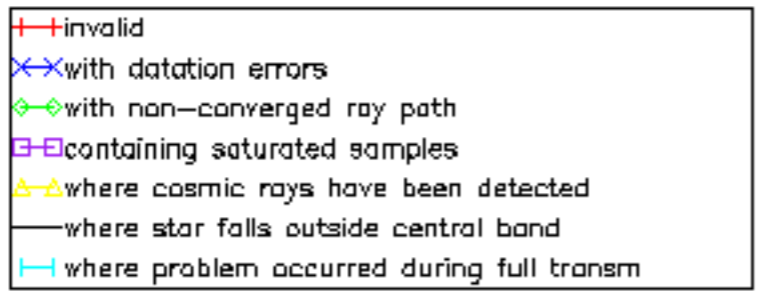
Percentage of flagged data per NO2 profile



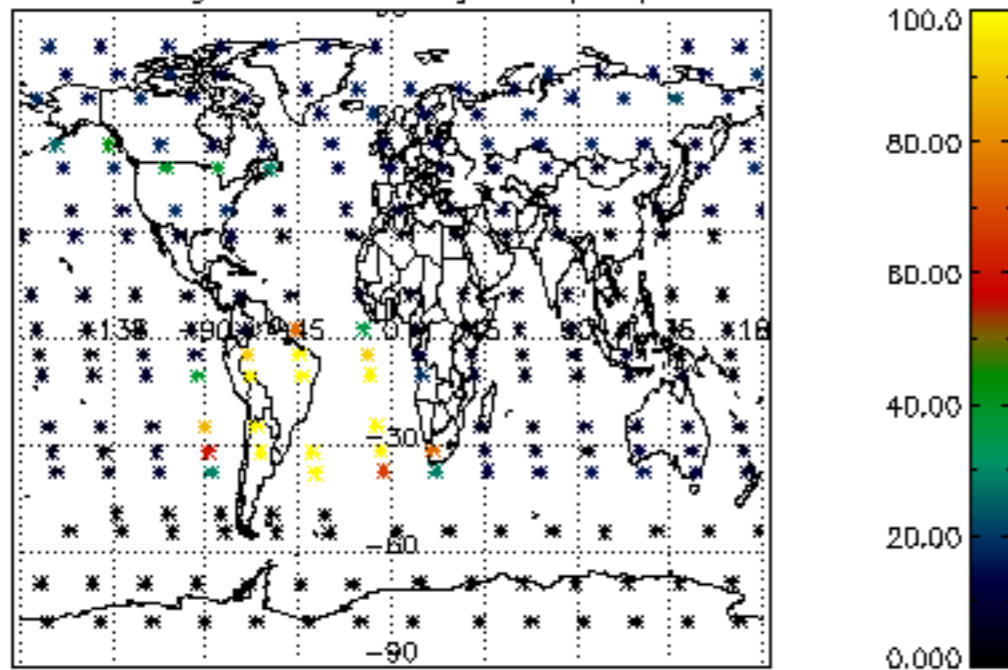
Percentage of flagged data per NO3 profile



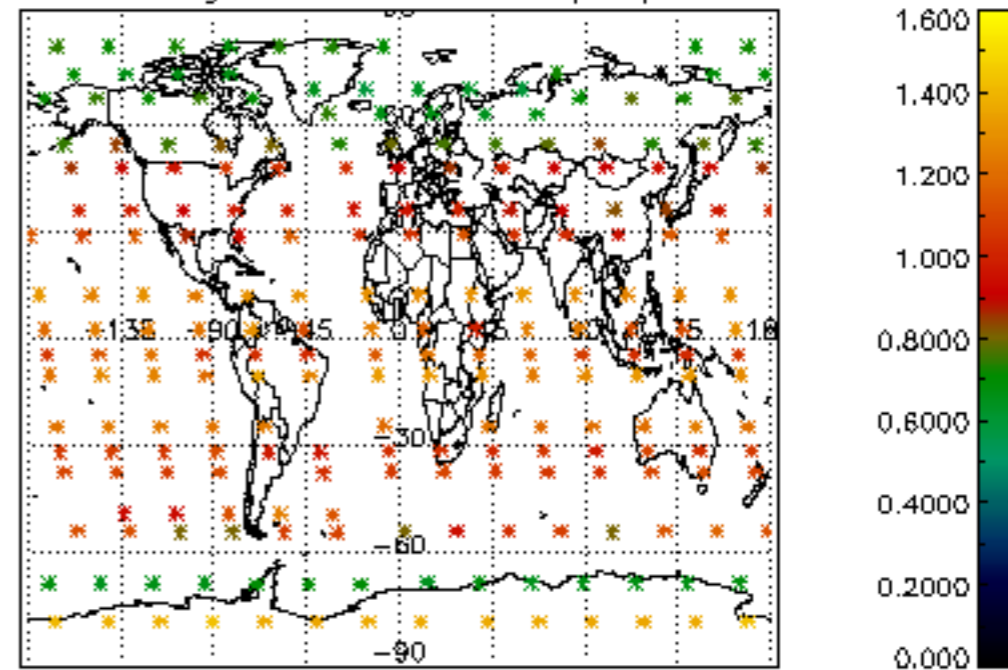




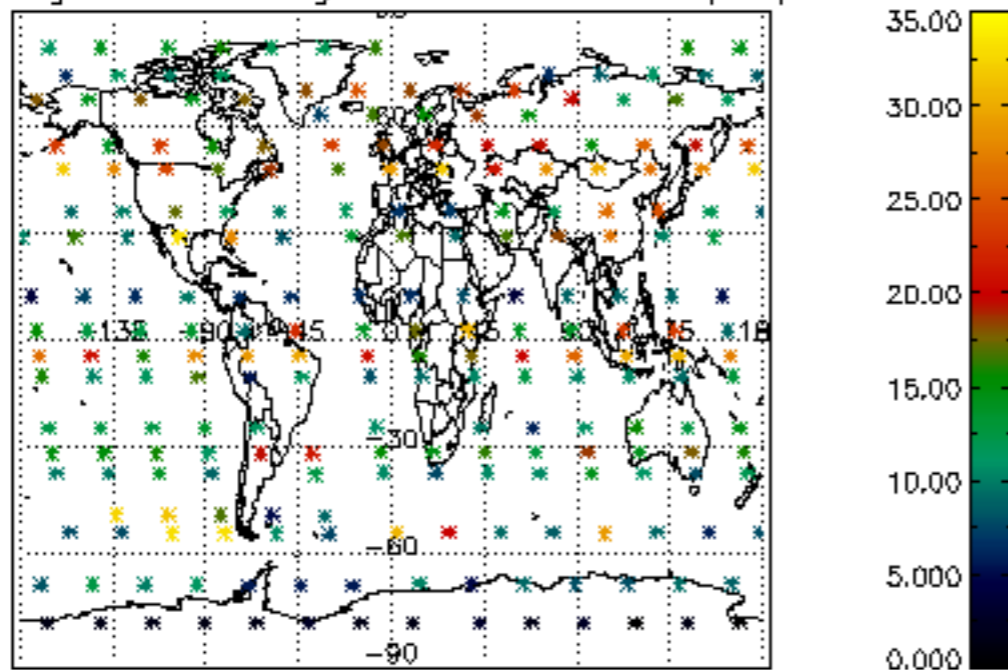
Percentage of cosmic ray hits per profile



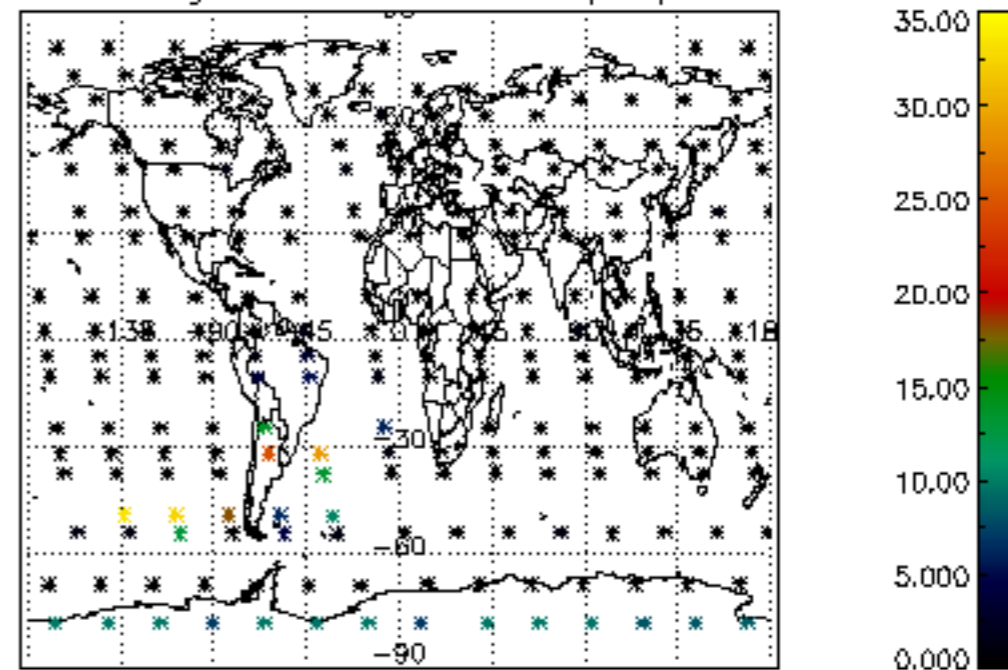
Percentage of datation errors per profile



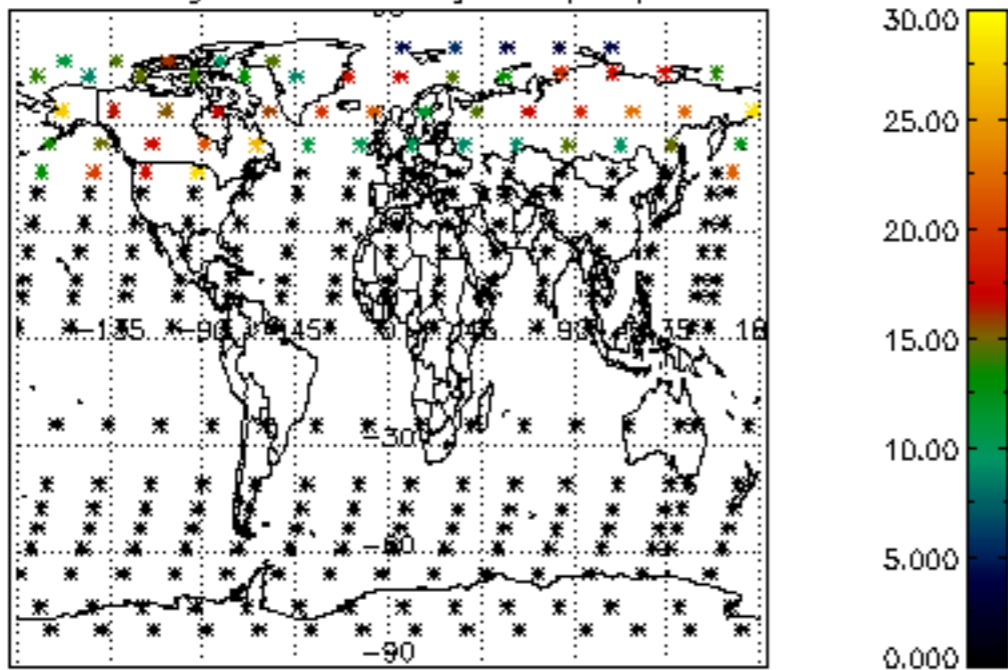
Percentage of star falling outside central band per profile



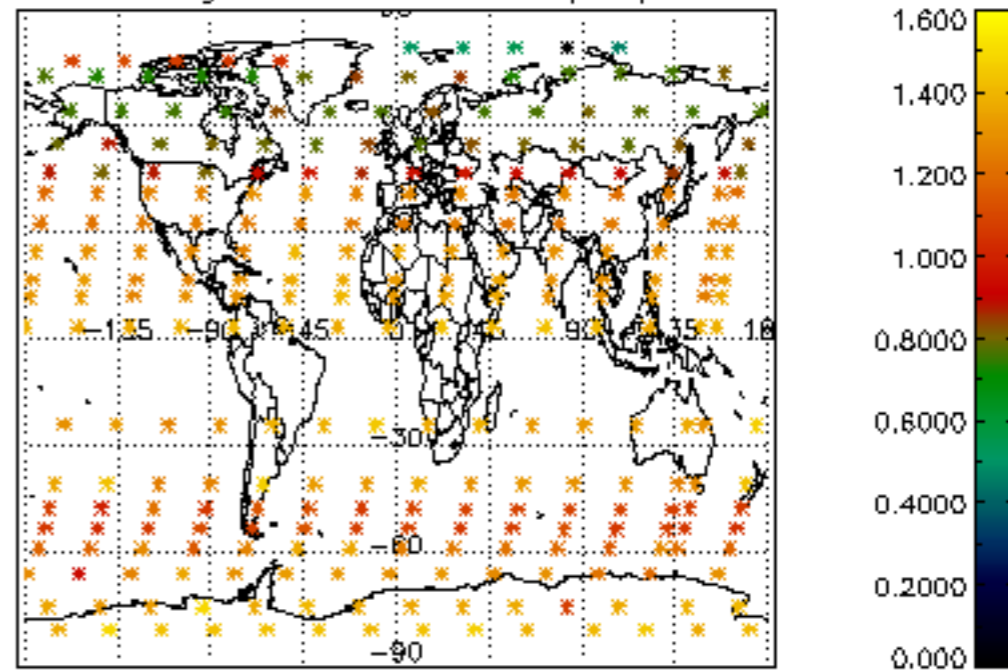
Percentage of saturation errors per profile



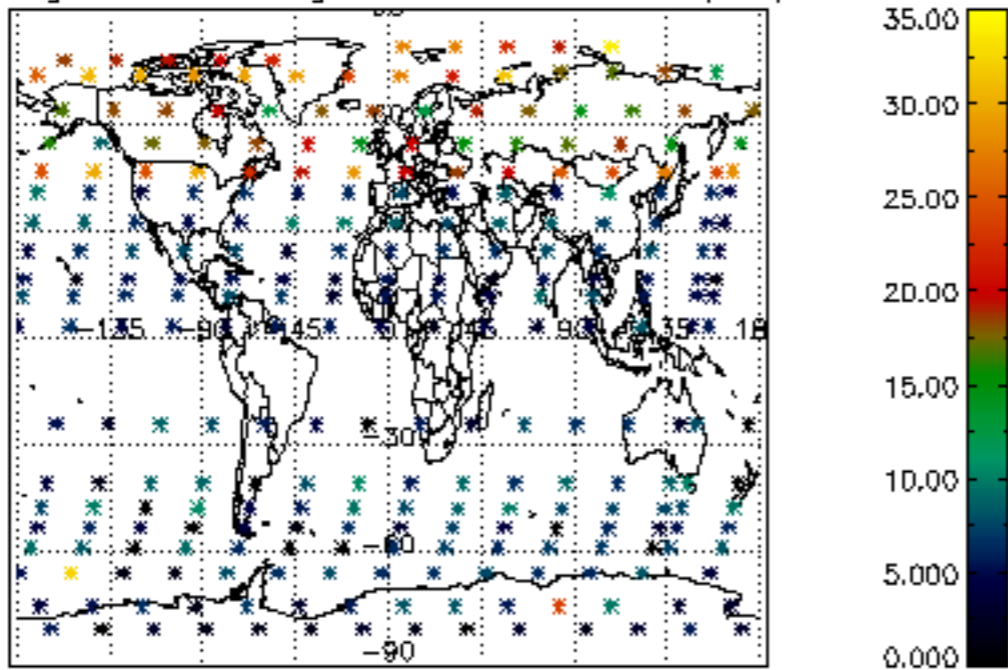
Percentage of cosmic ray hits per profile



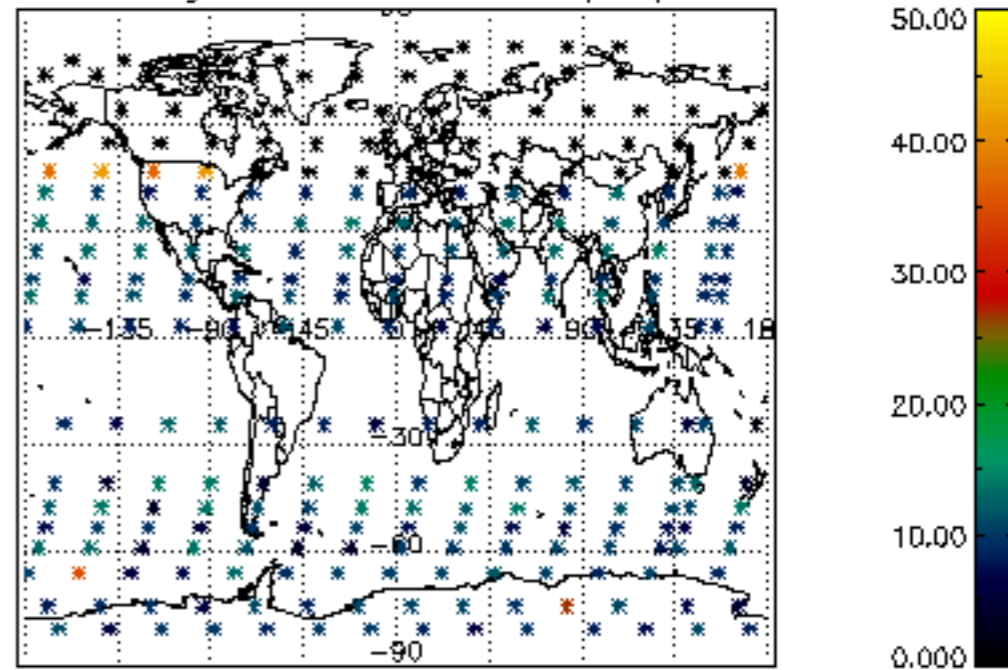
Percentage of datation errors per profile

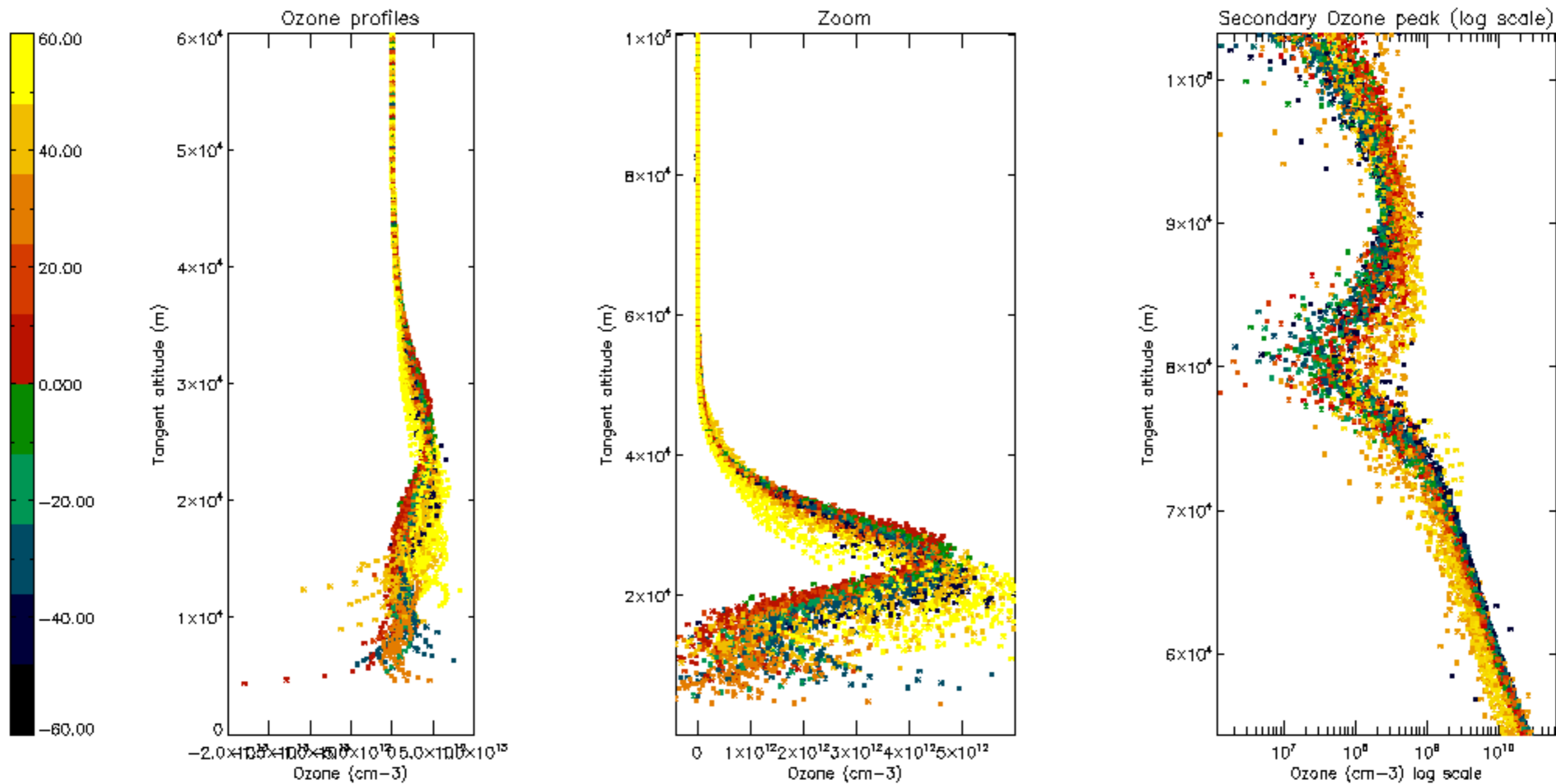


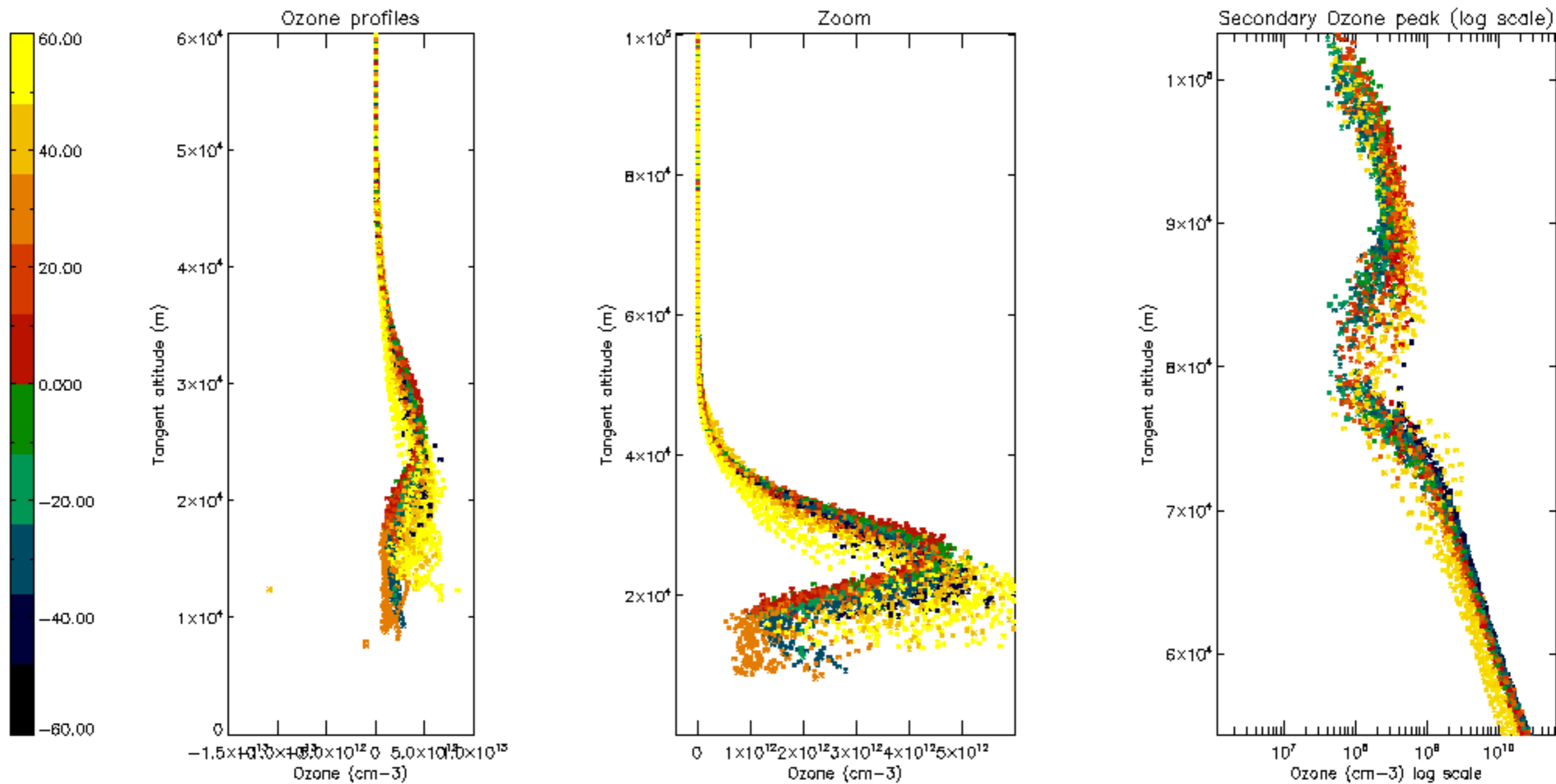
Percentage of star falling outside central band per profile

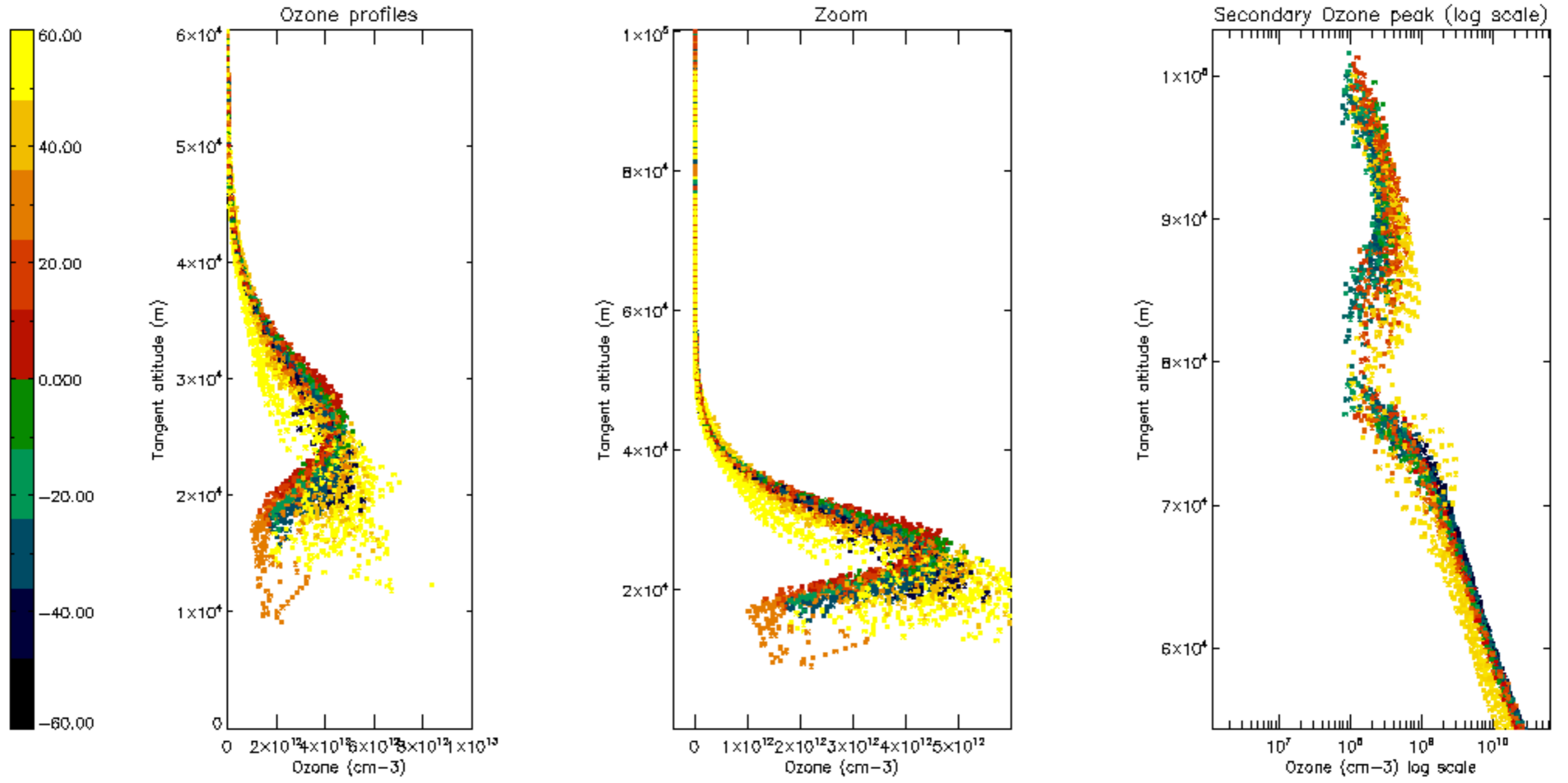


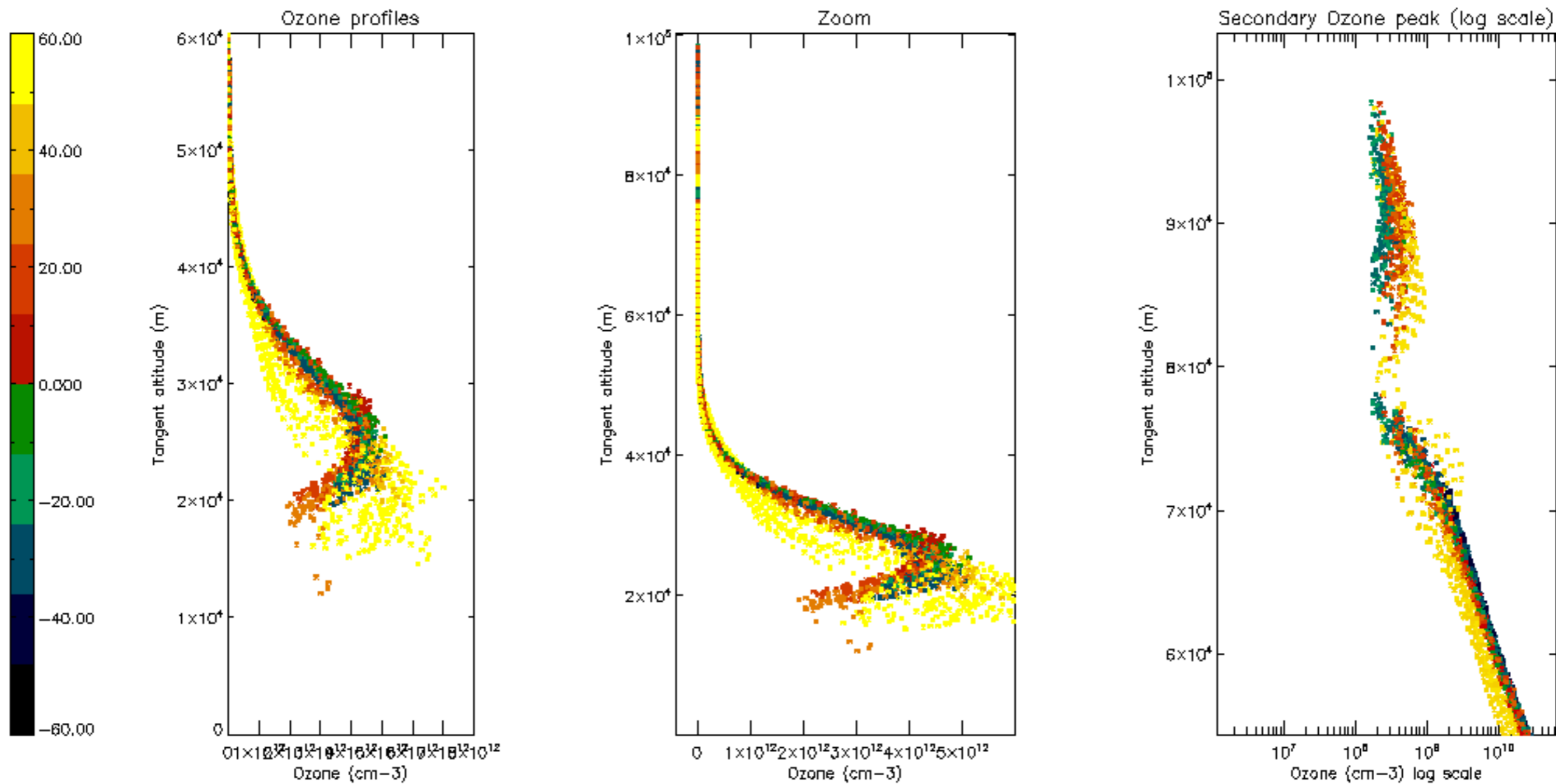
Percentage of saturation errors per profile

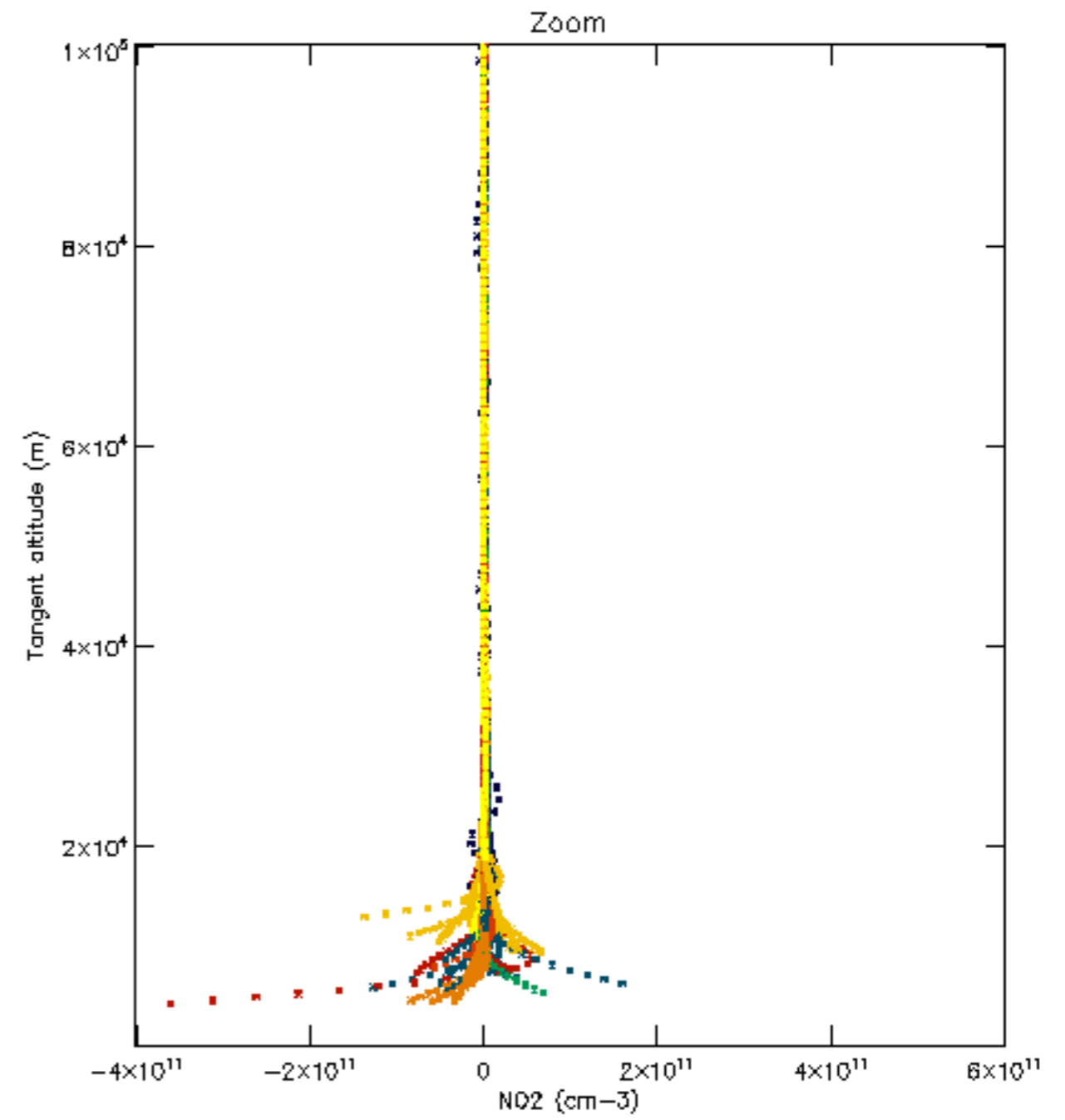
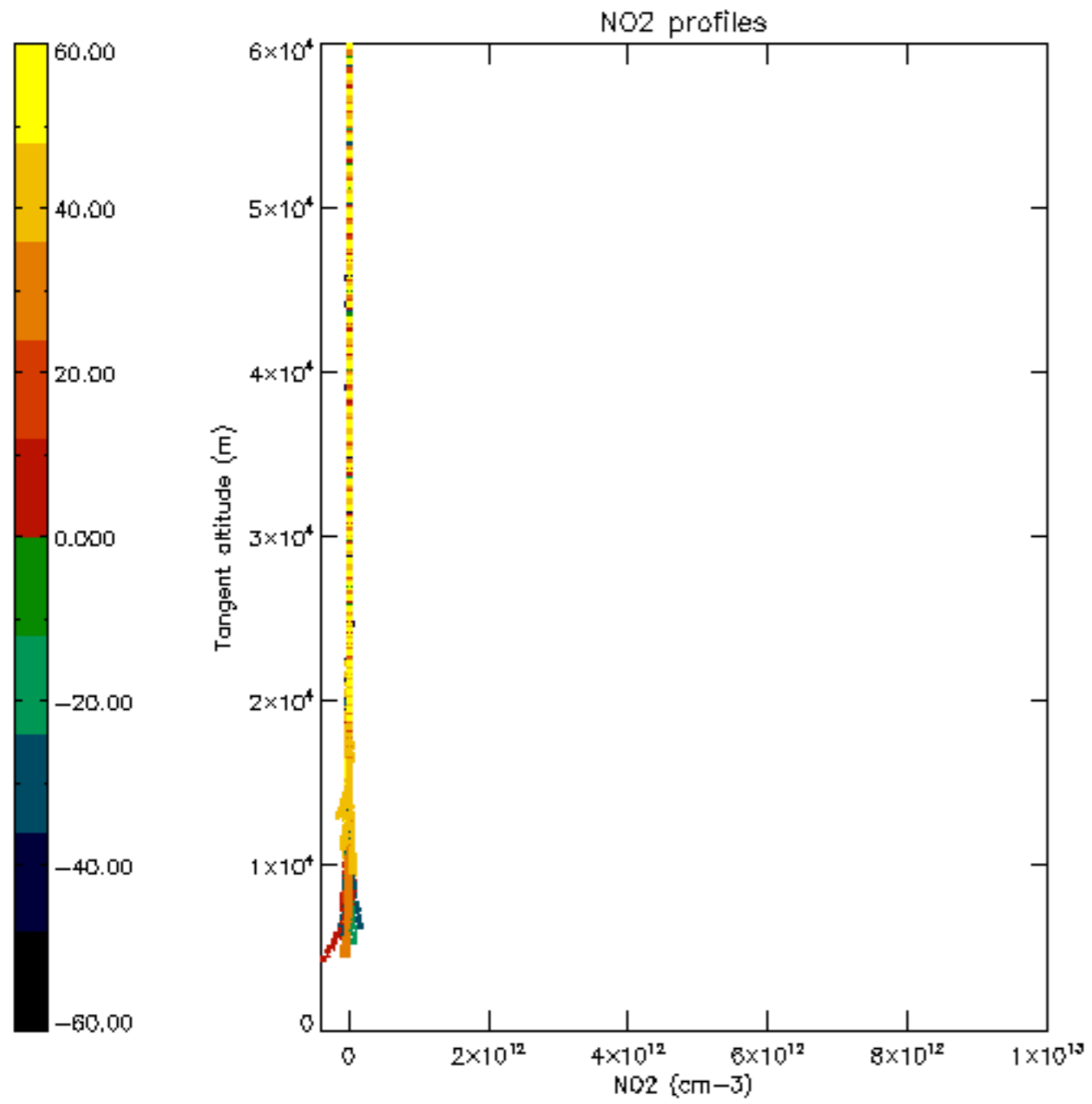


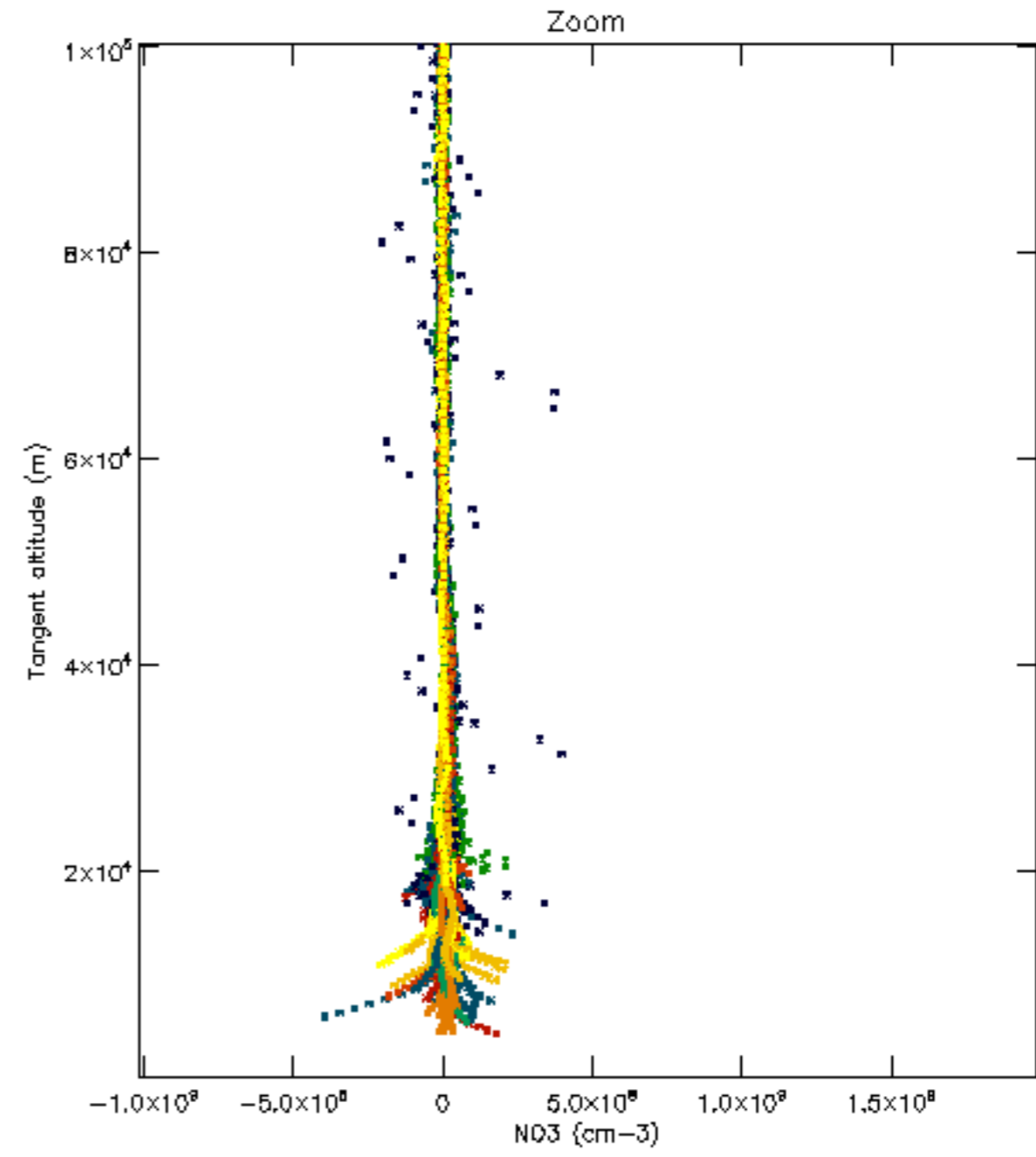
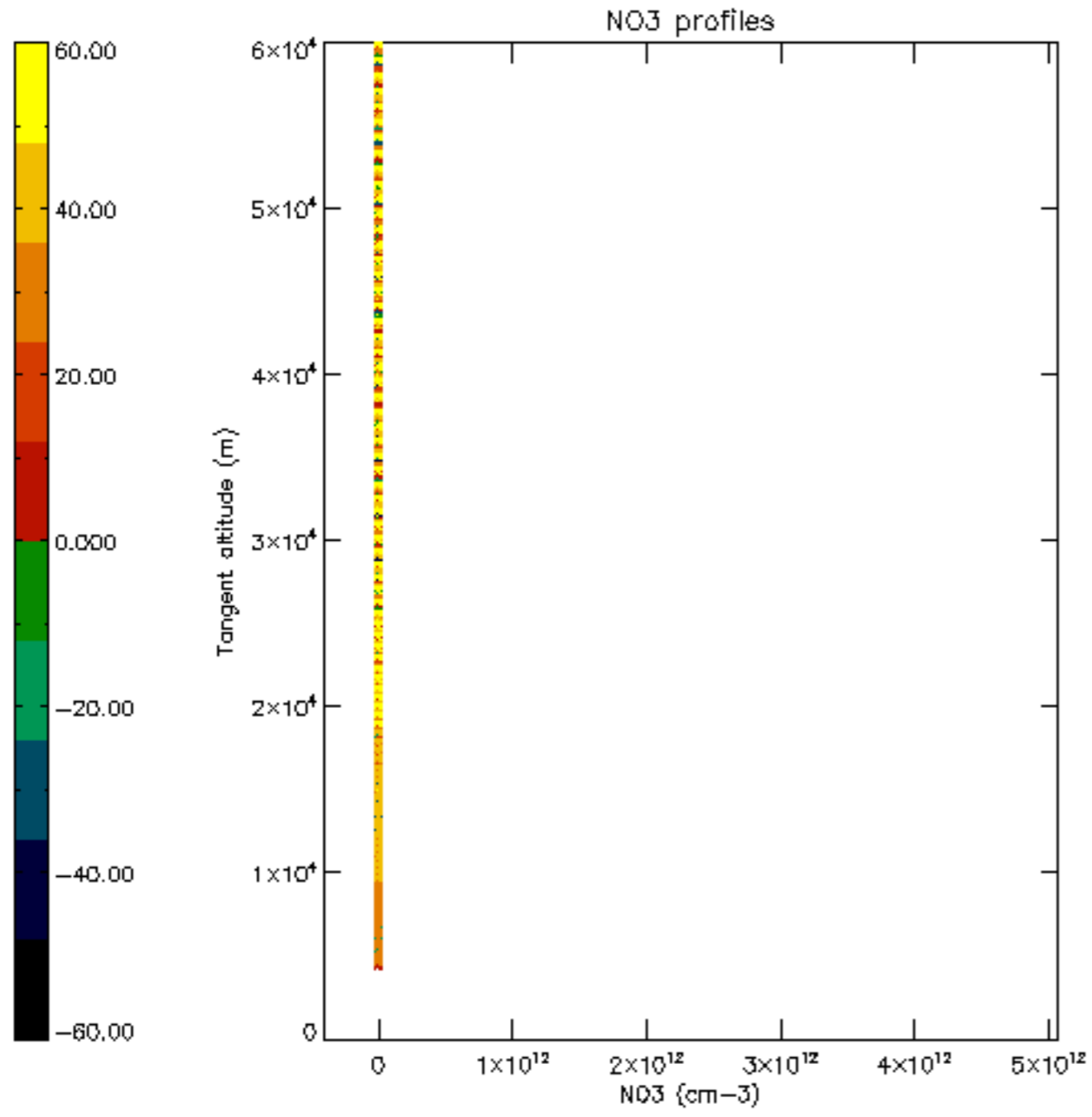


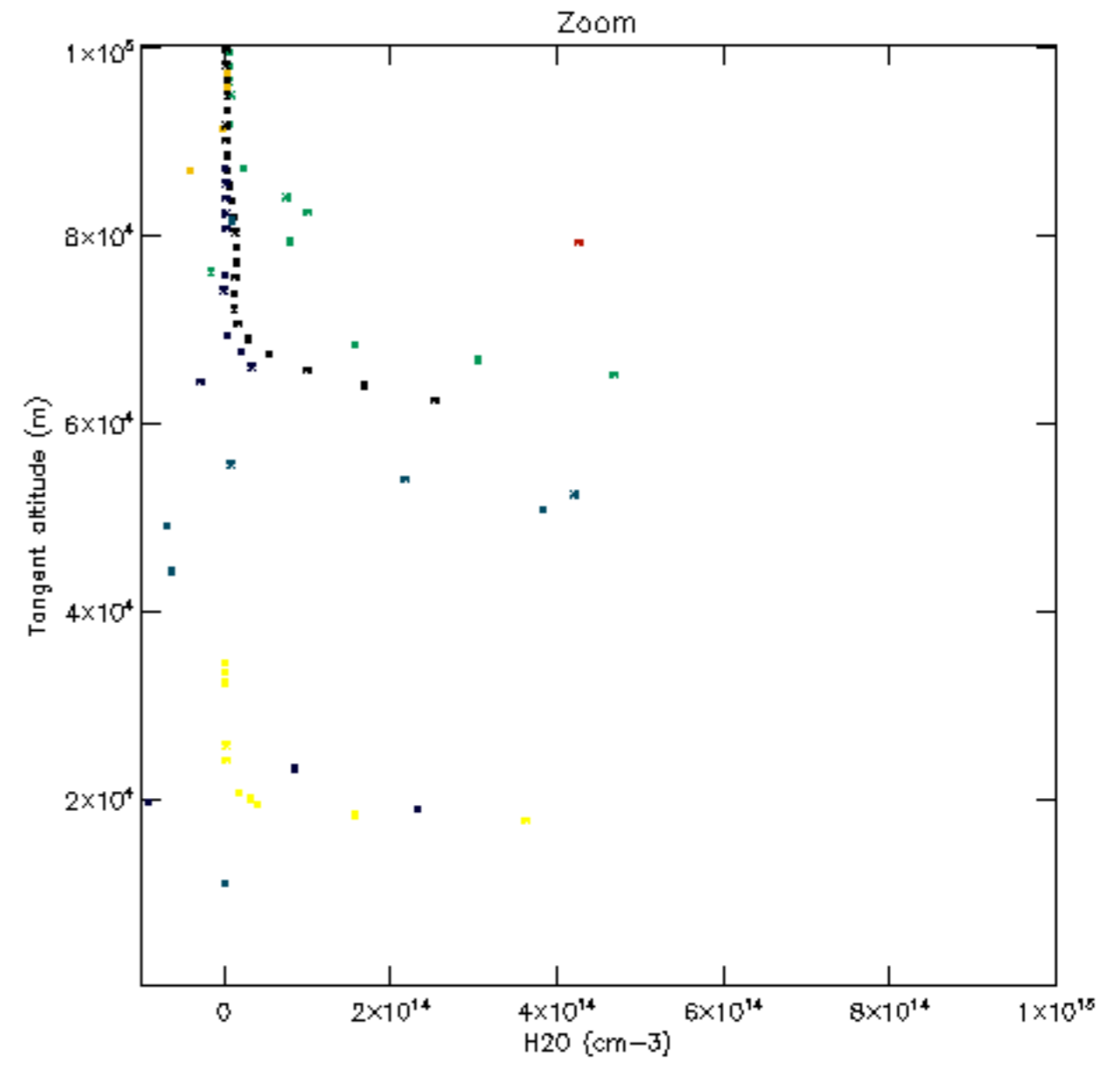
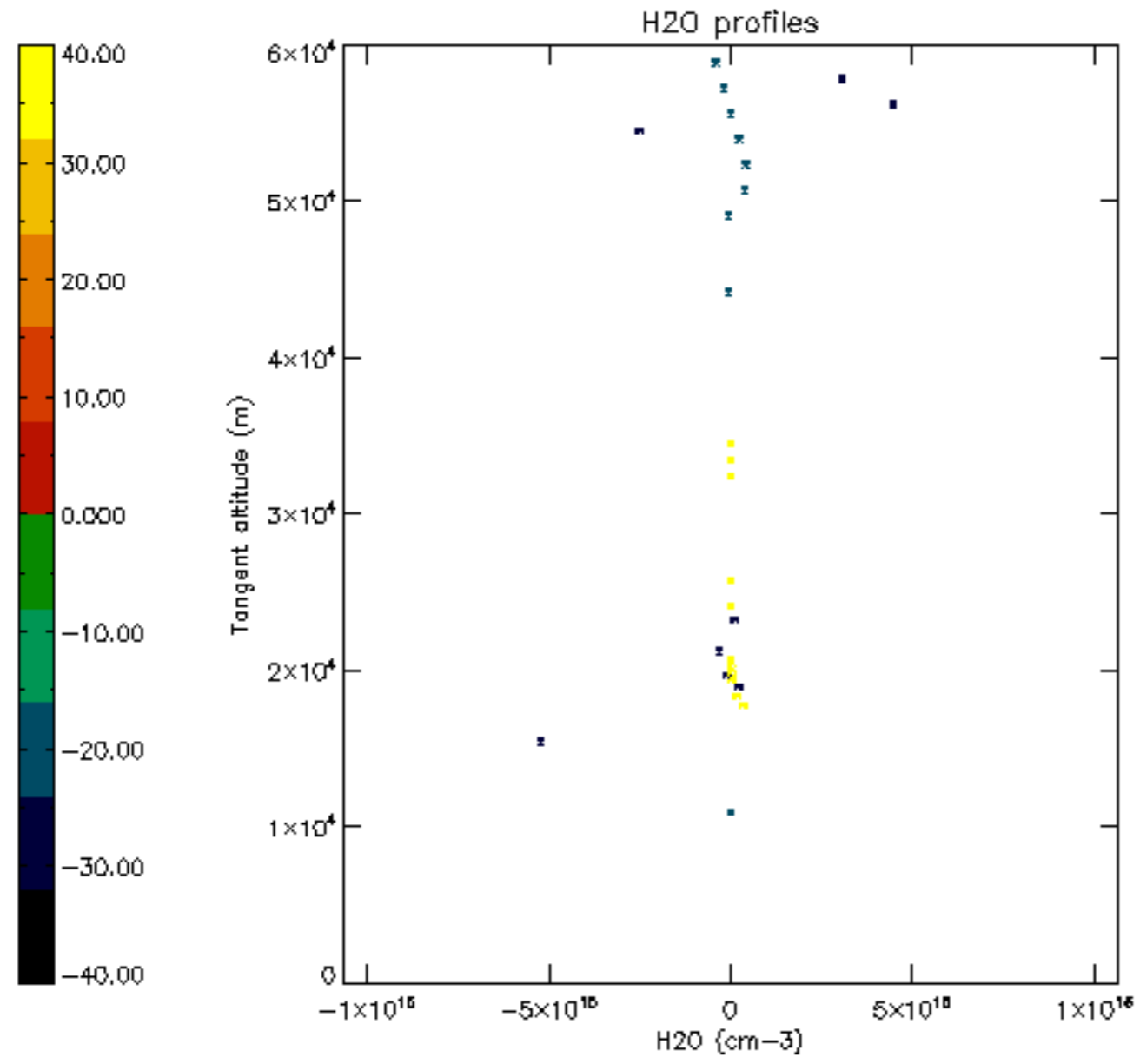


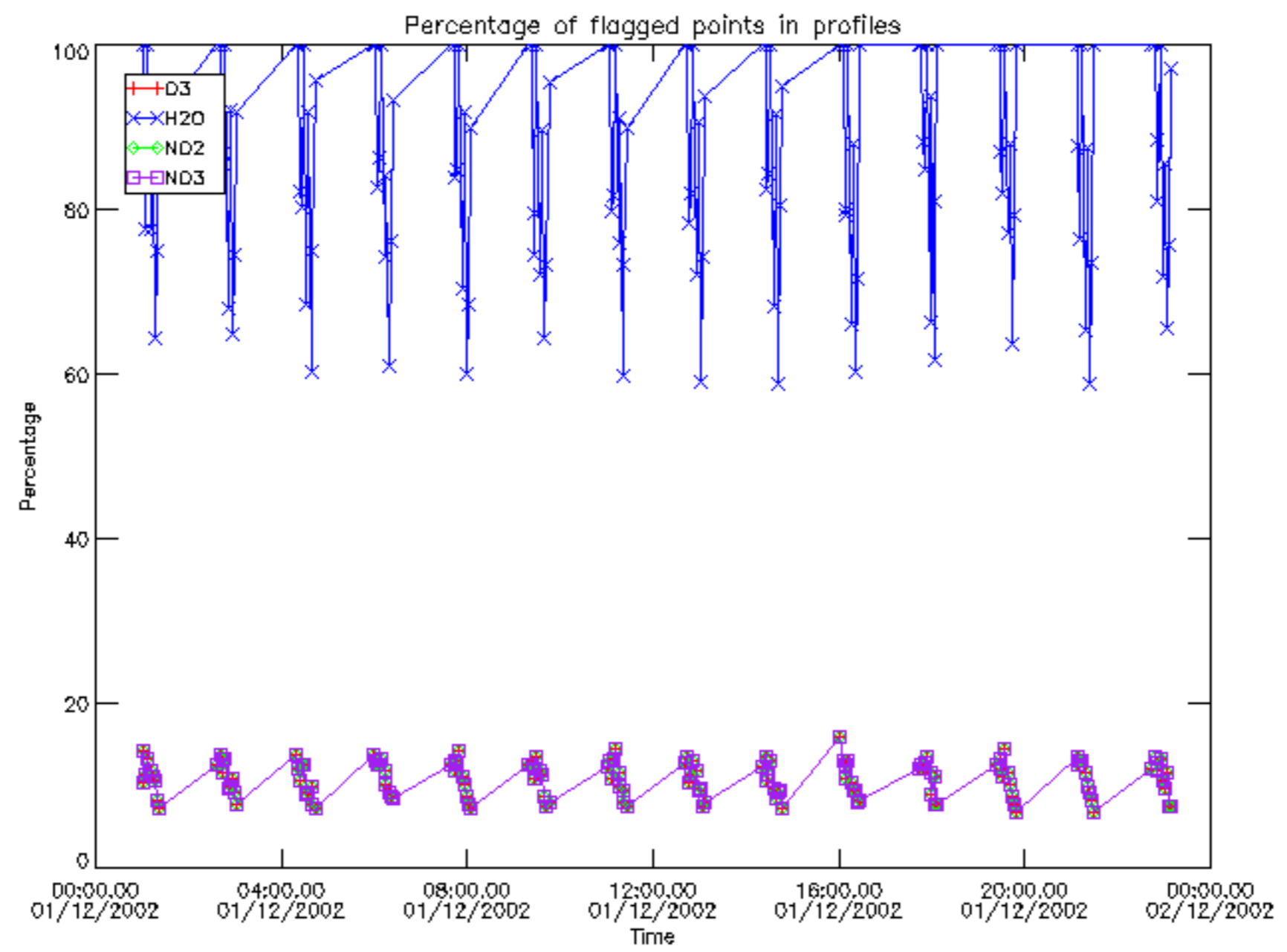




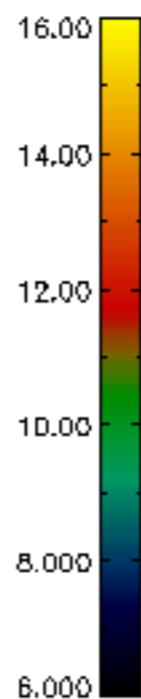
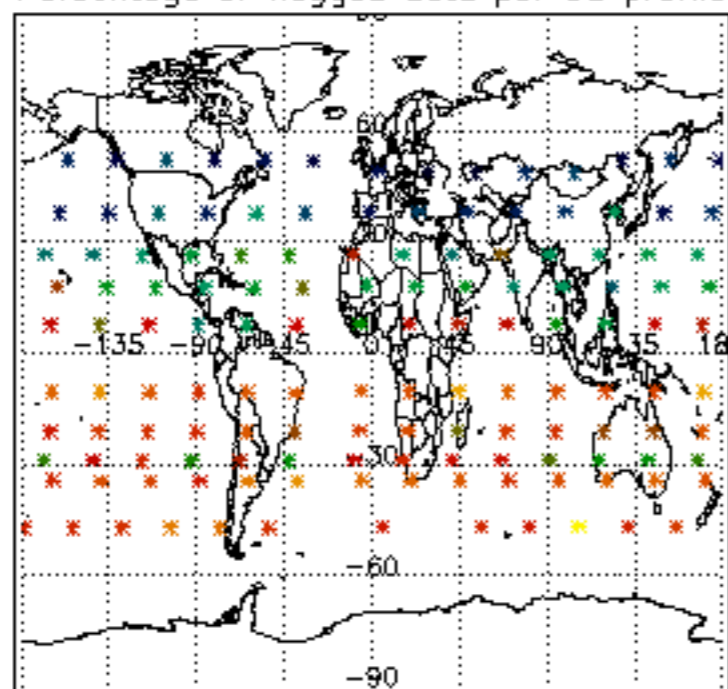




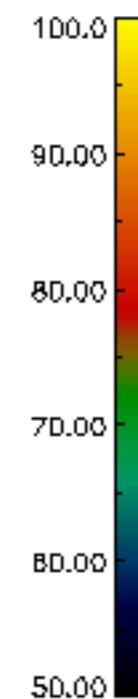
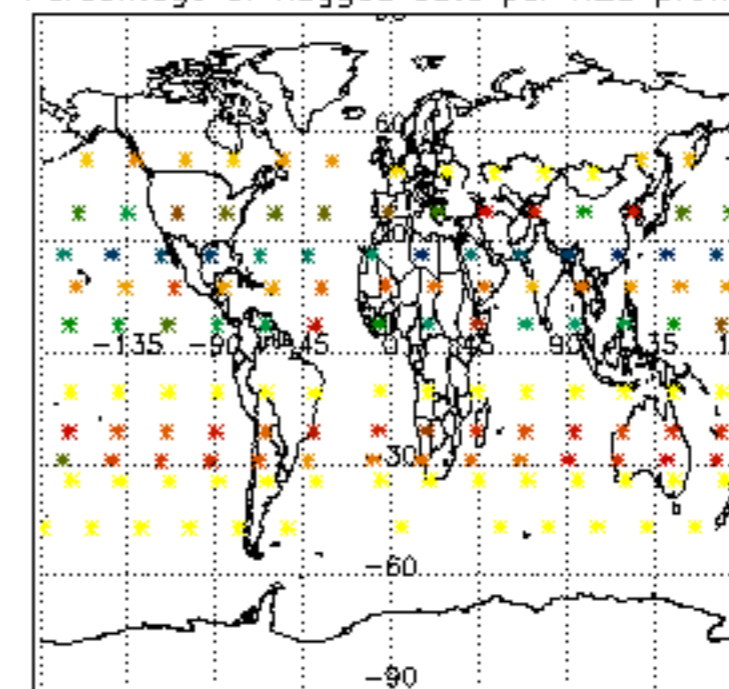




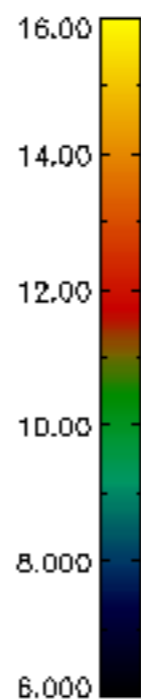
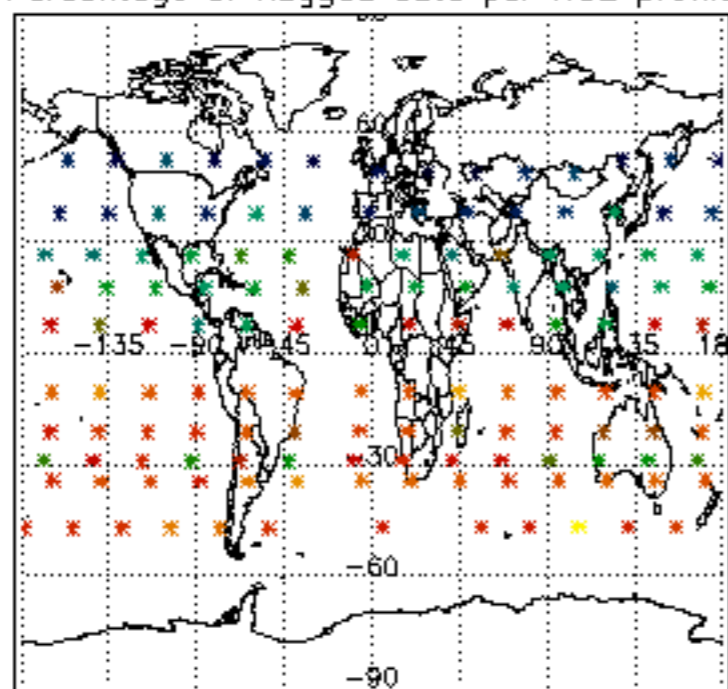
Percentage of flagged data per D3 profile



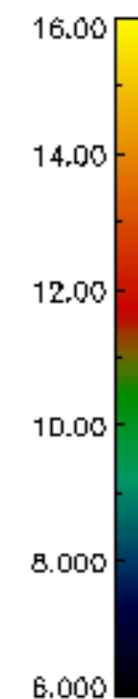
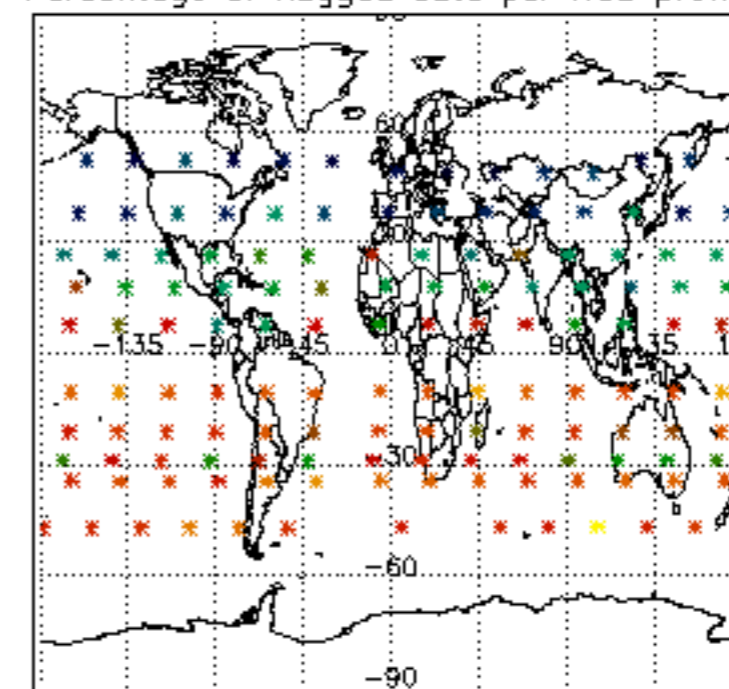
Percentage of flagged data per H2O profile

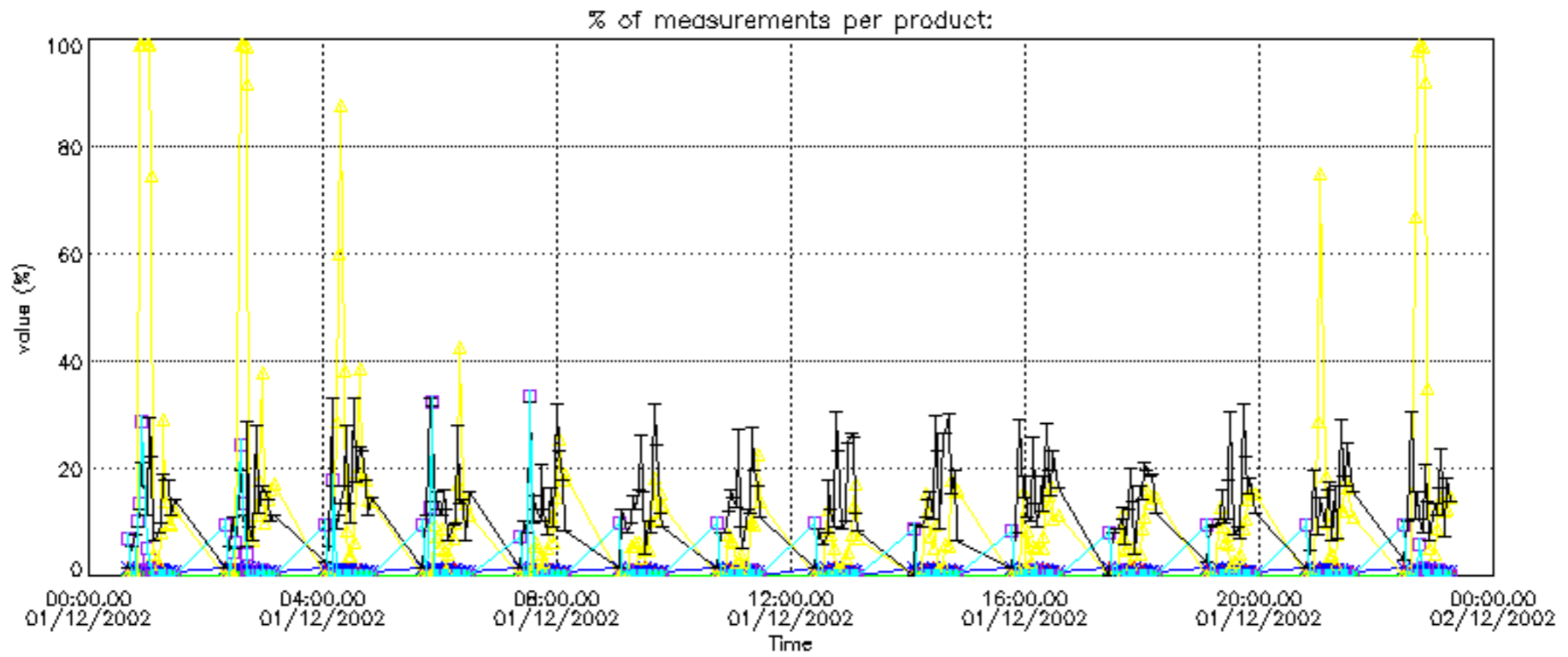
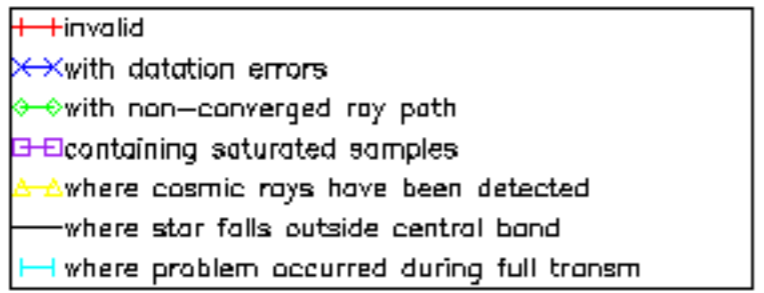


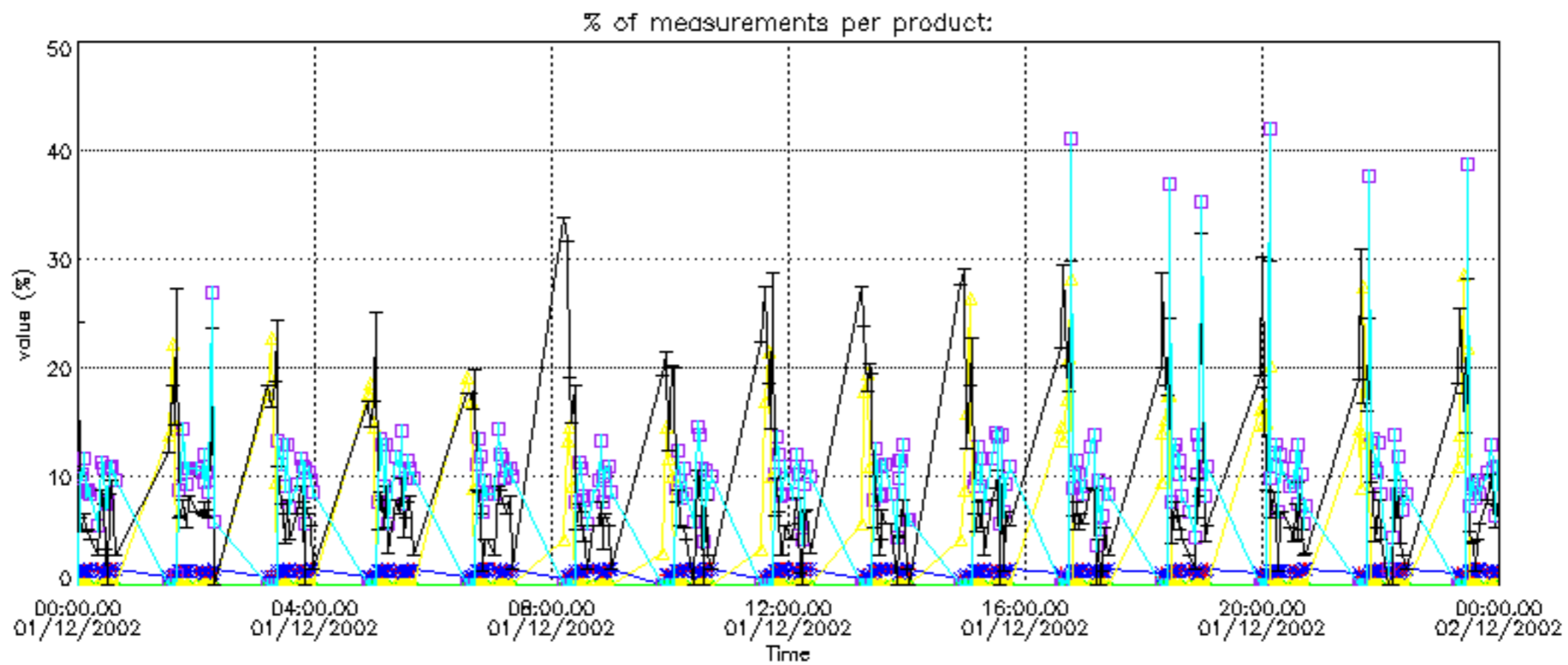
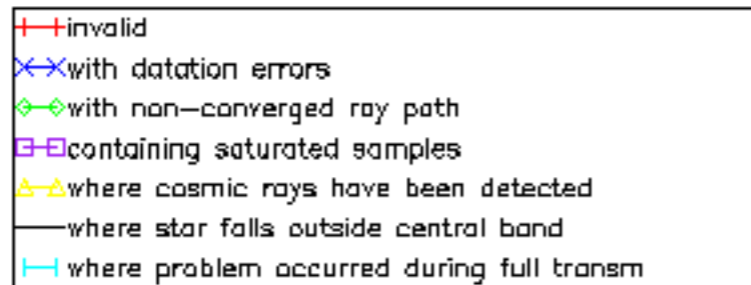
Percentage of flagged data per NO2 profile



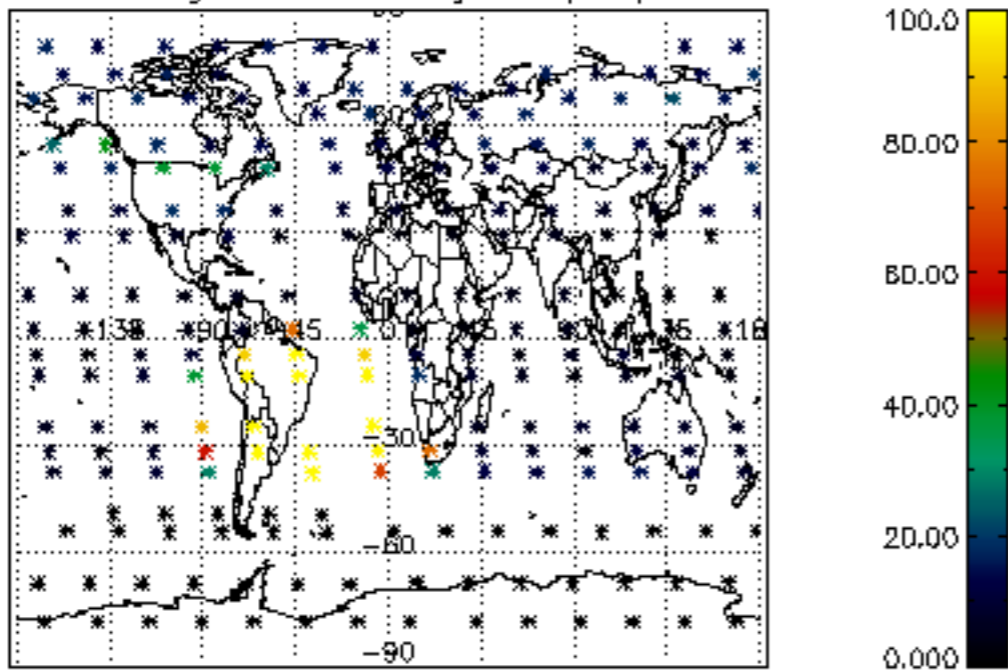
Percentage of flagged data per NO3 profile



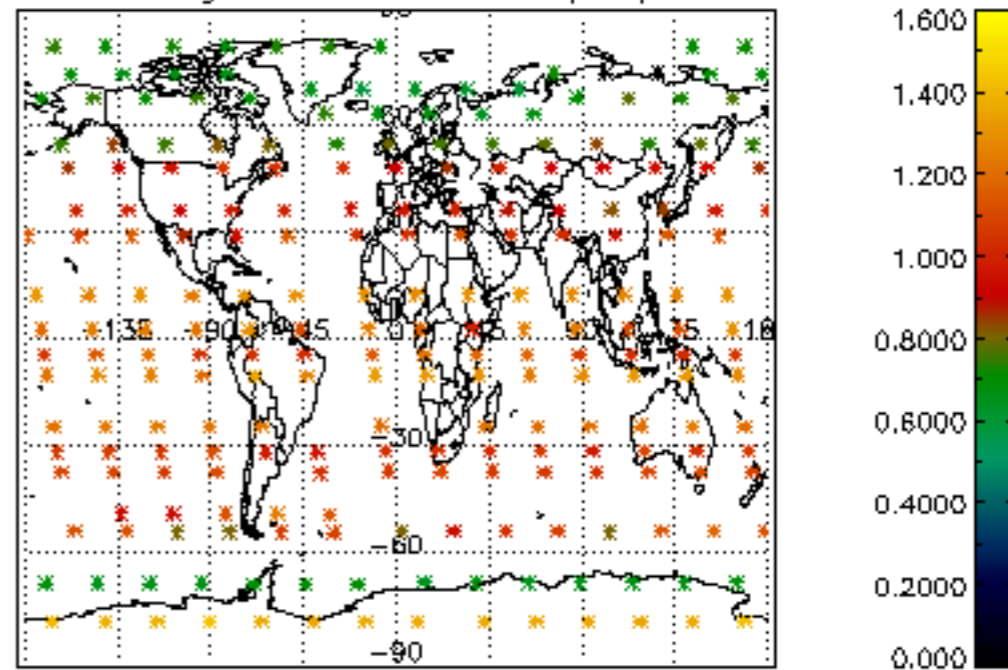




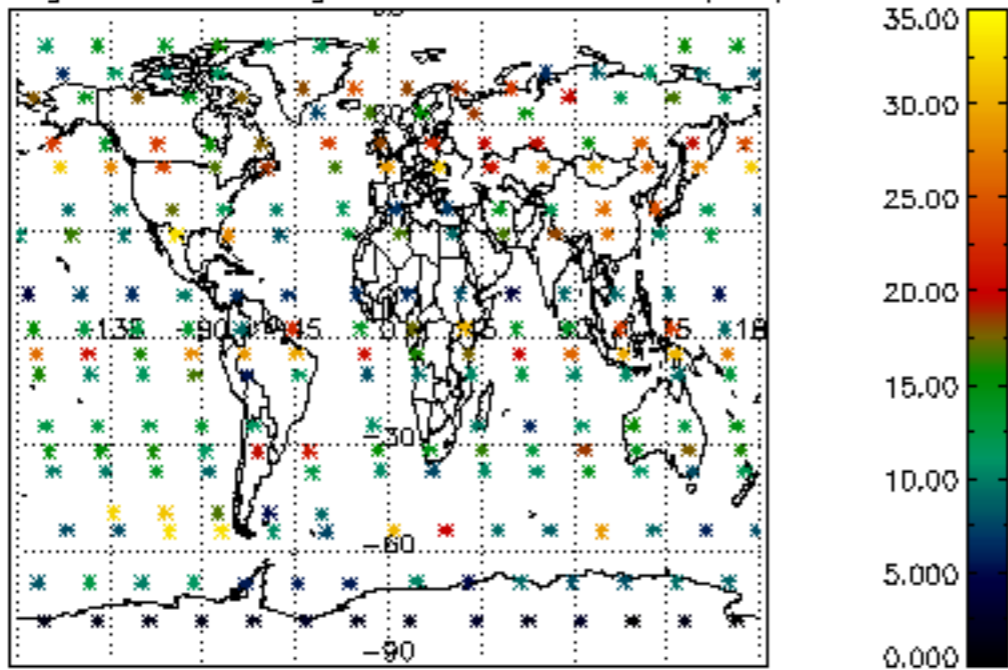
Percentage of cosmic ray hits per profile



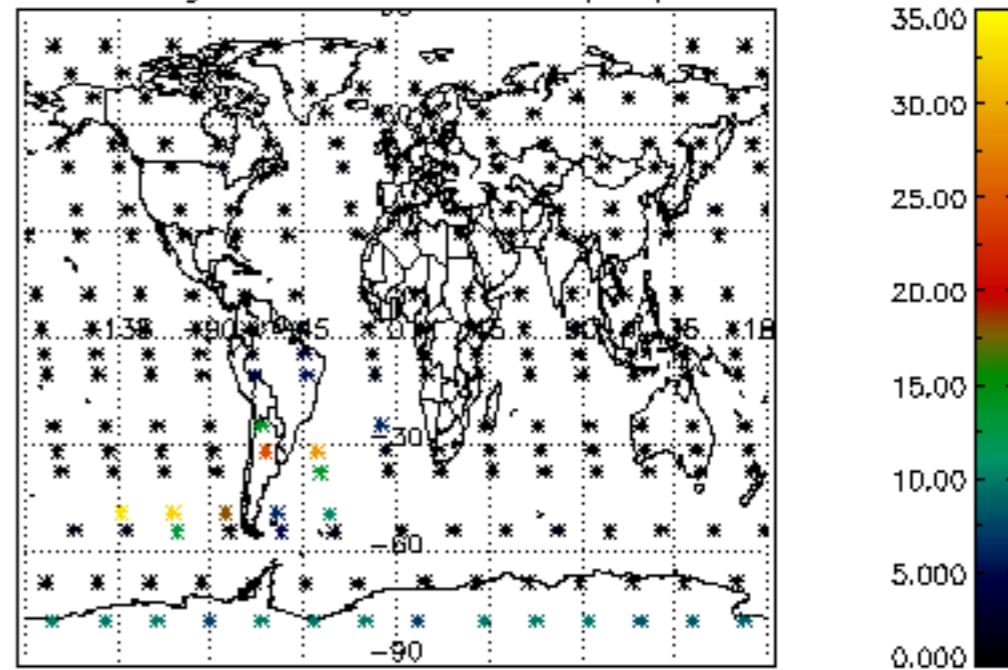
Percentage of datation errors per profile



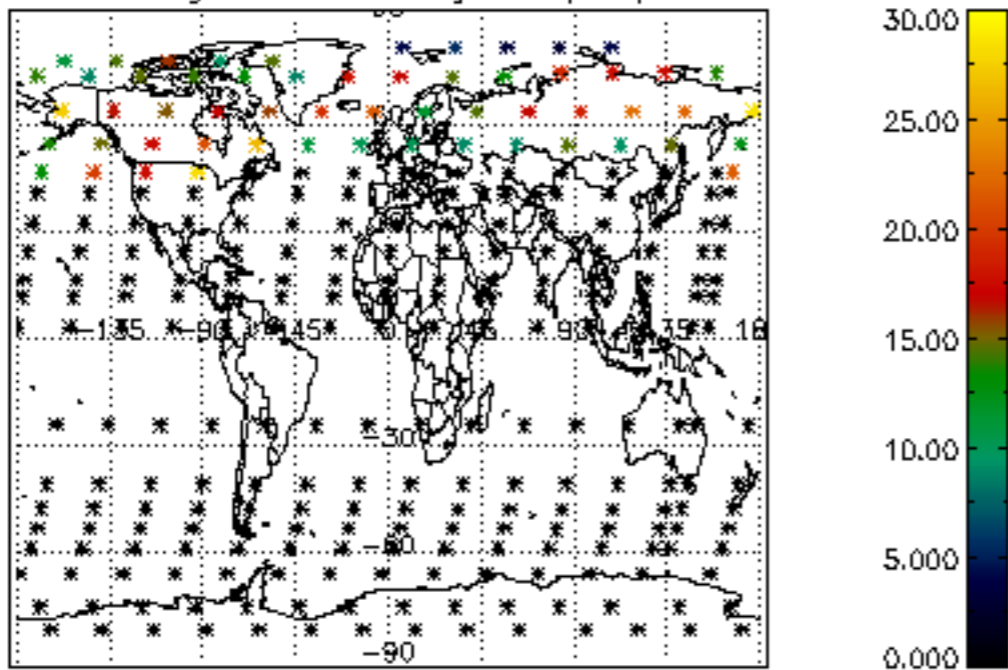
Percentage of star falling outside central band per profile



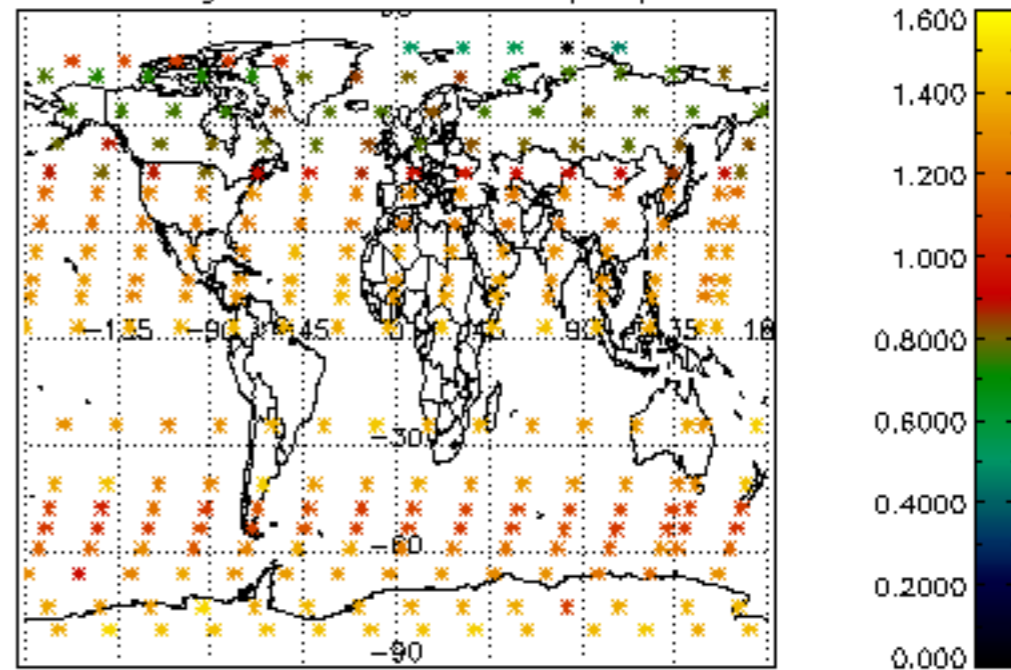
Percentage of saturation errors per profile



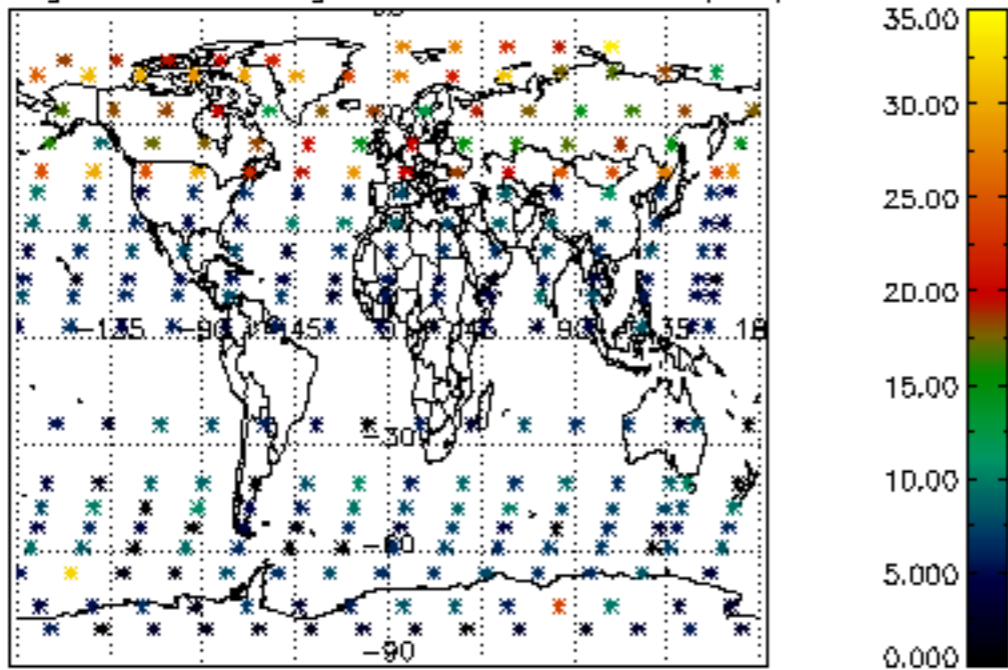
Percentage of cosmic ray hits per profile



Percentage of datation errors per profile



Percentage of star falling outside central band per profile



Percentage of saturation errors per profile

