

# GOMOS Level 2 Daily Report

## SUMMARY

### [1. General Info](#)

### [2. Summary of processed GOM\\_NL\\_2P products](#)

### [3. Level 2 Quality information per product](#)

#### [3.1 Plot of level 2 quality information per product \(time dependant\)](#)

#### [3.2 Plot of level 2 quality information per product \(world map\)](#)

### [4. Level 1 Quality information per product \(stored on level 2 products\)](#)

#### [4.1 Plot of level 1 quality information per product \(time dependant\)](#)

##### [4.1.1 Plot of level 1 quality information per product \(time dependant\): ASCENDING](#)

##### [4.1.2 Plot of level 1 quality information per product \(time dependant\): DESCENDING](#)

#### [4.2 Plot of level 1 quality information per product \(world map\)](#)

##### [4.2.1 Plot of level 1 quality information per product \(world map\): ASCENDING](#)

##### [4.2.2 Plot of level 1 quality information per product \(world map\): DESCENDING](#)

### [5. Ozone profiles based on quality statistics and other trace gas profiles](#)

#### [5.1 Ozone statistics based on quality of products](#)

#### [5.2 Plot ozone profiles for all STD \(dark without errors\)](#)

#### [5.3 Plot ozone profiles where STD < 20% \(dark without errors\)](#)

#### [5.4. Plot ozone profiles where STD < 10% \(dark without errors\)](#)

#### [5.5. Plot ozone profiles where STD < 5% \(dark without errors\)](#)

#### [5.6 Plot NO2 profiles for all STD \(dark without errors\)](#)

#### [5.7 Plot NO3 profiles for all STD \(dark without errors\)](#)

#### [5.8 Plot H2O profiles \(only for occultations of stars 1,2,3,4,13,14,16,26,63 dark without errors\) for all STD](#)

### [6. Auxiliary Data Files used for the production reported in section 2](#)

This report presents the daily analysis on parameters extracted from GOMOS level 2 data (GOM\_NL\_\_2P). It is intended to monitor some important parameters that will impact the quality of these products. A list of level 2 products (and content) that have arrived during the reporting day to the PCF is also given.

Item	Value
Time of report generation	17APR2013 20:41:30
Data source version	GOMOS/6.01
Start time of products	30-11-2002 (30NOV2002 00:00:00)
Stop time of products	01-12-2002 (01DEC2002 00:00:00)
Store outputs in DB	Yes
Nb of level 2 prods	487
Nb of prods with errors	0

## 2. Summary of processed GOM\_NL\_\_2P products.

Nr	Filename	UTC Start time	Limb	Duration	Star Id	Star Name	Star Mag	Star Temp	Nb Meas	Orbit	Prod. error
1	GOM_NL__2PRFIN20021130_000223_000000462011_00360_03921_9587.N1	30-NOV-2002 00:02:23	Dark	46.000	41	Eps Car	1.8600	4100.0	92	3921	No
2	GOM_NL__2PRFIN20021130_000416_000000552011_00360_03921_9588.N1	30-NOV-2002 00:04:16	Dark	54.500	34	Gam2Vel	1.7930	23000.	109	3921	No
3	GOM_NL__2PRFIN20021130_000746_000000522011_00360_03921_9589.N1	30-NOV-2002 00:07:46	Dark	52.000	2	Alp Car	-0.73600	7000.0	104	3921	No
4	GOM_NL__2PRFIN20021130_000932_000000632011_00360_03921_9590.N1	30-NOV-2002 00:09:32	Dark	62.500	117	Pi Pup	2.7060	3800.0	125	3921	No
5	GOM_NL__2PRFIN20021130_001158_000000702011_00360_03921_9591.N1	30-NOV-2002 00:11:58	Dark	69.500	88	31Eta CMa	2.4480	20000.	139	3921	No
6	GOM_NL__2PRFIN20021130_001405_000000842011_00360_03921_9592.N1	30-NOV-2002 00:14:05	Dark	84.000	37	25Del CMa	1.8300	5900.0	168	3921	No
7	GOM_NL__2PRFIN20021130_001930_000000742011_00360_03921_9593.N1	30-NOV-2002 00:19:30	Straylight	73.500	47	2Bet CMa	1.9760	28000.	147	3921	No
8	GOM_NL__2PRFIN20021130_002322_000000672011_00360_03921_9594.N1	30-NOV-2002 00:23:22	Straylight	66.500	56	53Kap Ori	2.0650	30000.	133	3921	No
9	GOM_NL__2PRFIN20021130_002637_000000692011_00360_03921_9595.N1	30-NOV-2002 00:26:37	Twilight	69.000	33	50Zet Ori	1.7660	30000.	138	3921	No
10	GOM_NL__2PRFIN20021130_002936_000000692011_00360_03921_9596.N1	30-NOV-2002 00:29:36	Twilight	68.500	27	24Gam Ori	1.6360	26000.	137	3921	No
11	GOM_NL__2PRFIN20021130_003147_000000622011_00360_03921_9597.N1	30-NOV-2002 00:31:47	Bright	61.500	13	87Alp Tau	0.86700	3800.0	123	3921	No
12	GOM_NL__2PRFIN20021130_003320_000000402011_00360_03921_9598.N1	30-NOV-2002 00:33:20	Bright	40.000	146	25Eta Tau	2.8730	15200.	80	3921	No
13	GOM_NL__2PRFIN20021130_003544_000000392011_00360_03921_9599.N1	30-NOV-2002 00:35:44	Bright	38.500	150	44Zet Per	2.8900	28000.	77	3921	No
14	GOM_NL__2PRFIN20021130_003755_000000392011_00360_03921_9600.N1	30-NOV-2002 00:37:55	Bright	38.500	79	26Bet Per	2.3100	13100.	77	3921	No
15	GOM_NL__2PRFIN20021130_004009_000000402011_00360_03921_9601.N1	30-NOV-2002 00:40:09	Bright	39.500	175	39Del Per	3.0100	19400.	79	3921	No
16	GOM_NL__2PRFIN20021130_004127_000000382011_00360_03921_9602.N1	30-NOV-2002 00:41:27	Bright	38.000	160	23Gam Per	2.9300	4700.0	76	3921	No
17	GOM_NL__2PRFIN20021130_004344_000000372011_00360_03921_9603.N1	30-NOV-2002 00:43:44	Bright	36.500	110	37Del Cas	2.6780	8900.0	73	3921	No
18	GOM_NL__2PRFIN20021130_005130_000000382011_00360_03921_9604.N1	30-NOV-2002 00:51:30	Bright	38.000	49	1Alp UMi	1.9900	6300.0	76	3921	No
19	GOM_NL__2PRFIN20021130_005609_000000392011_00360_03921_9605.N1	30-NOV-2002 00:56:09	Bright	38.500	60	7Bet UMi	2.0810	3950.0	77	3921	No
20	GOM_NL__2PRFIN20021130_005814_000000472011_00360_03921_9606.N1	30-NOV-2002 00:58:14	Bright	46.500	36	50Alp UMa	1.8000	6300.0	93	3921	No
21	GOM_NL__2PRFIN20021130_010326_000000382011_00360_03921_9607.N1	30-NOV-2002 01:03:26	Bright	38.000	39	85Eta UMa	1.8540	24000.	76	3921	No
22	GOM_NL__2PRFIN20021130_010618_000000382011_00360_03921_9608.N1	30-NOV-2002 01:06:18	Bright	38.000	180	27Gam Boo	3.0400	8000.0	76	3921	No
23	GOM_NL__2PRFIN20021130_010919_000000362011_00360_03921_9609.N1	30-NOV-2002 01:09:19	Bright	36.000	83		2.3780	11000.	72	3921	No
24	GOM_NL__2PRFIN20021130_011149_000000372011_00360_03921_9610.N1	30-NOV-2002 01:11:49	Bright	37.000	3	16Alp Boo	-0.050000	4250.0	74	3921	No
25	GOM_NL__2PRFIN20021130_011518_000000682011_00360_03921_9611.N1	30-NOV-2002 01:15:18	Bright	68.000	96	68Del Leo	2.5600	9300.0	136	3921	No
26	GOM_NL__2PRFIN20021130_012033_000002232011_00360_03921_9612.N1	30-NOV-2002 01:20:33	Straylight	222.50	51	41Gam1Leo	2.0100	4500.0	445	3921	No
27	GOM_NL__2PRFIN20021130_012600_000000482011_00360_03921_9613.N1	30-NOV-2002 01:26:00	Twilight	48.000	106	9Bet Crv	2.6480	5600.0	96	3921	No
28	GOM_NL__2PRFIN20021130_012805_000000402011_00360_03921_9614.N1	30-NOV-2002 01:28:05	Dark	39.500	123	1ot Cen	2.7500	10200.	79	3921	No
29	GOM_NL__2PRFIN20021130_013210_000000382011_00360_03921_9615.N1	30-NOV-2002 01:32:10	Dark	38.000	77	Eps Cen	2.3030	28000.	76	3921	No
30	GOM_NL__2PRFIN20021130_013350_000000492011_00360_03921_9616.N1	30-NOV-2002 01:33:50	Dark	48.500	10	Bet Cen	0.61000	28000.	97	3921	No
31	GOM_NL__2PRFIN20021130_013542_000000412011_00361_03922_1837.N1	30-NOV-2002 01:35:42	Dark	41.000	12	Alp1Cru	0.77500	30000.	82	3922	No
32	GOM_NL__2PRFIN20021130_013823_000000392011_00361_03922_1838.N1	30-NOV-2002 01:38:23	Dark	38.500	124	The Car	2.7640	30000.	77	3922	No
33	GOM_NL__2PRFIN20021130_014300_000000472011_00361_03922_1839.N1	30-NOV-2002 01:43:00	Dark	46.500	41	Eps Car	1.8600	4100.0	93	3922	No
34	GOM_NL__2PRFIN20021130_014456_000000502011_00361_03922_1840.N1	30-NOV-2002 01:44:56	Dark	49.500	34	Gam2Vel	1.7930	23000.	99	3922	No
35	GOM_NL__2PRFIN20021130_014823_000000482011_00361_03922_1841.N1	30-NOV-2002 01:48:23	Dark	48.000	2	Alp Car	-0.73600	7000.0	96	3922	No
36	GOM_NL__2PRFIN20021130_015010_000000612011_00361_03922_1842.N1	30-NOV-2002 01:50:10	Dark	61.000	117	Pi Pup	2.7060	3800.0	122	3922	No
37	GOM_NL__2PRFIN20021130_015236_000000712011_00361_03922_1843.N1	30-NOV-2002 01:52:36	Dark	70.500	88	31Eta CMa	2.4480	20000.	141	3922	No
38	GOM_NL__2PRFIN20021130_015442_000000832011_00361_03922_1844.N1	30-NOV-2002 01:54:42	Dark	82.500	37	25Del CMa	1.8300	5900.0	165	3922	No
39	GOM_NL__2PRFIN20021130_020007_000000742011_00361_03922_1845.N1	30-NOV-2002 02:00:07	Straylight	73.500	47	2Bet CMa	1.9760	28000.	147	3922	No
40	GOM_NL__2PRFIN20021130_020358_000000642011_00361_03922_1846.N1	30-NOV-2002 02:03:58	Straylight	64.000	56	53Kap Ori	2.0650	30000.	128	3922	No
41	GOM_NL__2PRFIN20021130_020714_000000692011_00361_03922_1847.N1	30-NOV-2002 02:07:14	Twilight	69.000	33	50Zet Ori	1.7660	30000.	138	3922	No
42	GOM_NL__2PRFIN20021130_021011_000000592011_00361_03922_1848.N1	30-NOV-2002 02:10:11	Twilight	59.000	27	24Gam Ori	1.6360	26000.	118	3922	No

43	GOM_NL__2PRFIN20021130_021223_000000572011_00361_03922_1849.N1	30-NOV-2002 02:12:23	Bright	56.500	13	87Alp Tau	0.86700	3800.0	113	3922	No
44	GOM_NL__2PRFIN20021130_021356_000000402011_00361_03922_1850.N1	30-NOV-2002 02:13:56	Bright	39.500	146	25Eta Tau	2.8730	15200.	79	3922	No
45	GOM_NL__2PRFIN20021130_021620_000000402011_00361_03922_1851.N1	30-NOV-2002 02:16:20	Bright	40.000	150	44Zet Per	2.8900	28000.	80	3922	No
46	GOM_NL__2PRFIN20021130_021831_000000392011_00361_03922_1852.N1	30-NOV-2002 02:18:31	Bright	39.000	79	26Bet Per	2.3100	13100.	78	3922	No
47	GOM_NL__2PRFIN20021130_022046_000000382011_00361_03922_1853.N1	30-NOV-2002 02:20:46	Bright	38.000	175	39Del Per	3.0100	19400.	76	3922	No
48	GOM_NL__2PRFIN20021130_022204_000000372011_00361_03922_1854.N1	30-NOV-2002 02:22:04	Bright	37.000	160	23Gam Per	2.9300	4700.0	74	3922	No
49	GOM_NL__2PRFIN20021130_022420_000000372011_00361_03922_1855.N1	30-NOV-2002 02:24:20	Bright	36.500	110	37Del Cas	2.6780	8900.0	73	3922	No
50	GOM_NL__2PRFIN20021130_023206_000000372011_00361_03922_1856.N1	30-NOV-2002 02:32:06	Bright	37.000	49	1Alp UMi	1.9900	6300.0	74	3922	No
51	GOM_NL__2PRFIN20021130_023645_000000392011_00361_03922_1857.N1	30-NOV-2002 02:36:45	Bright	39.000	60	7Bet UMi	2.0810	3950.0	78	3922	No
52	GOM_NL__2PRFIN20021130_023851_000000472011_00361_03922_1858.N1	30-NOV-2002 02:38:51	Bright	46.500	36	50Alp UMa	1.8000	6300.0	93	3922	No
53	GOM_NL__2PRFIN20021130_024402_000000532011_00361_03922_1859.N1	30-NOV-2002 02:44:02	Bright	52.500	39	85Eta UMa	1.8540	24000.	105	3922	No
54	GOM_NL__2PRFIN20021130_024654_000000362011_00361_03922_1860.N1	30-NOV-2002 02:46:54	Bright	36.000	180	27Gam Boo	3.0400	8000.0	72	3922	No
55	GOM_NL__2PRFIN20021130_024956_000000352011_00361_03922_1861.N1	30-NOV-2002 02:49:56	Bright	34.500	83		2.3780	11000.	69	3922	No
56	GOM_NL__2PRFIN20021130_025225_000000372011_00361_03922_1862.N1	30-NOV-2002 02:52:25	Bright	37.000	3	16Alp Boo	-0.050000	4250.0	74	3922	No
57	GOM_NL__2PRFIN20021130_025554_000000712011_00361_03922_1863.N1	30-NOV-2002 02:55:54	Bright	70.500	96	68Del Leo	2.5600	9300.0	141	3922	No
58	GOM_NL__2PRFIN20021130_030112_0000002552011_00361_03922_1864.N1	30-NOV-2002 03:01:12	Straylight	255.00	51	41Gam1Leo	2.0100	4500.0	510	3922	No
59	GOM_NL__2PRFIN20021130_030637_000000502011_00361_03922_1865.N1	30-NOV-2002 03:06:37	Twilight	49.500	106	9Bet Crv	2.6480	5600.0	99	3922	No
60	GOM_NL__2PRFIN20021130_030841_000000392011_00361_03922_1866.N1	30-NOV-2002 03:08:41	Dark	39.000	123	lot Cen	2.7500	10200.	78	3922	No
61	GOM_NL__2PRFIN20021130_031246_000000392011_00361_03922_1867.N1	30-NOV-2002 03:12:46	Dark	39.000	77	Eps Cen	2.3030	28000.	78	3922	No
62	GOM_NL__2PRFIN20021130_031426_000000482011_00361_03922_1868.N1	30-NOV-2002 03:14:26	Dark	48.000	10	Bet Cen	0.61000	28000.	96	3922	No
63	GOM_NL__2PRFIN20021130_031619_000000382011_00362_03923_1909.N1	30-NOV-2002 03:16:19	Dark	38.000	12	Alp1Cru	0.77500	30000.	76	3923	No
64	GOM_NL__2PRFIN20021130_031859_000000392011_00362_03923_1910.N1	30-NOV-2002 03:18:59	Dark	39.000	124	The Car	2.7640	30000.	78	3923	No
65	GOM_NL__2PRFIN20021130_032336_000000472011_00362_03923_1911.N1	30-NOV-2002 03:23:36	Dark	46.500	41	Eps Car	1.8600	4100.0	93	3923	No
66	GOM_NL__2PRFIN20021130_032531_000000542011_00362_03923_1912.N1	30-NOV-2002 03:25:31	Dark	53.500	34	Gam2Vel	1.7930	23000.	107	3923	No
67	GOM_NL__2PRFIN20021130_032859_000000542011_00362_03923_1913.N1	30-NOV-2002 03:28:59	Dark	54.000	2	Alp Car	-0.73600	7000.0	108	3923	No
68	GOM_NL__2PRFIN20021130_033046_000000682011_00362_03923_1914.N1	30-NOV-2002 03:30:46	Dark	67.500	117	Pi Pup	2.7060	3800.0	135	3923	No
69	GOM_NL__2PRFIN20021130_033312_000000752011_00362_03923_1915.N1	30-NOV-2002 03:33:12	Dark	75.000	88	31Eta CMa	2.4480	20000.	150	3923	No
70	GOM_NL__2PRFIN20021130_033519_000000882011_00362_03923_1916.N1	30-NOV-2002 03:35:19	Straylight	88.000	37	25Del CMa	1.8300	5900.0	176	3923	No
71	GOM_NL__2PRFIN20021130_034043_000000722011_00362_03923_1917.N1	30-NOV-2002 03:40:43	Straylight	71.500	47	2Bet CMa	1.9760	28000.	143	3923	No
72	GOM_NL__2PRFIN20021130_034433_000000642011_00362_03923_1918.N1	30-NOV-2002 03:44:33	Straylight	64.000	56	53Kap Ori	2.0650	30000.	128	3923	No
73	GOM_NL__2PRFIN20021130_034749_000000692011_00362_03923_1919.N1	30-NOV-2002 03:47:49	Tw_and_stray	69.000	33	50Zet Ori	1.7660	30000.	138	3923	No
74	GOM_NL__2PRFIN20021130_035046_000000682011_00362_03923_1920.N1	30-NOV-2002 03:50:46	Tw_and_stray	67.500	27	24Gam Ori	1.6360	26000.	135	3923	No
75	GOM_NL__2PRFIN20021130_035258_000000562011_00362_03923_1921.N1	30-NOV-2002 03:52:58	Bright	55.500	13	87Alp Tau	0.86700	3800.0	111	3923	No
76	GOM_NL__2PRFIN20021130_035431_000000422011_00362_03923_1922.N1	30-NOV-2002 03:54:31	Bright	41.500	146	25Eta Tau	2.8730	15200.	83	3923	No
77	GOM_NL__2PRFIN20021130_035656_000000402011_00362_03923_1923.N1	30-NOV-2002 03:56:56	Bright	39.500	150	44Zet Per	2.8900	28000.	79	3923	No
78	GOM_NL__2PRFIN20021130_035907_000000402011_00362_03923_1924.N1	30-NOV-2002 03:59:07	Bright	39.500	79	26Bet Per	2.3100	13100.	79	3923	No
79	GOM_NL__2PRFIN20021130_040120_000000392011_00362_03923_1925.N1	30-NOV-2002 04:01:20	Bright	38.500	175	39Del Per	3.0100	19400.	77	3923	No
80	GOM_NL__2PRFIN20021130_040238_000000392011_00362_03923_1926.N1	30-NOV-2002 04:02:38	Bright	38.500	160	23Gam Per	2.9300	4700.0	77	3923	No
81	GOM_NL__2PRFIN20021130_040456_000000372011_00362_03923_1927.N1	30-NOV-2002 04:04:56	Bright	37.000	110	37Del Cas	2.6780	8900.0	74	3923	No
82	GOM_NL__2PRFIN20021130_041242_000000382011_00362_03923_1928.N1	30-NOV-2002 04:12:42	Bright	37.500	49	1Alp UMi	1.9900	6300.0	75	3923	No
83	GOM_NL__2PRFIN20021130_041721_000000392011_00362_03923_1929.N1	30-NOV-2002 04:17:21	Bright	39.000	60	7Bet UMi	2.0810	3950.0	78	3923	No
84	GOM_NL__2PRFIN20021130_041927_000000462011_00362_03923_1930.N1	30-NOV-2002 04:19:27	Bright	46.000	36	50Alp UMa	1.8000	6300.0	92	3923	No
85	GOM_NL__2PRFIN20021130_042438_000000412011_00362_03923_1931.N1	30-NOV-2002 04:24:38	Bright	40.500	39	85Eta UMa	1.8540	24000.	81	3923	No
86	GOM_NL__2PRFIN20021130_042731_000000522011_00362_03923_1932.N1	30-NOV-2002 04:27:31	Bright	52.000	180	27Gam Boo	3.0400	8000.0	104	3923	No
87	GOM_NL__2PRFIN20021130_043032_000000352011_00362_03923_1933.N1	30-NOV-2002 04:30:32	Bright	35.000	83		2.3780	11000.	70	3923	No
88	GOM_NL__2PRFIN20021130_043303_000000362011_00362_03923_1934.N1	30-NOV-2002 04:33:03	Bright	36.000	3	16Alp Boo	-0.050000	4250.0	72	3923	No
89	GOM_NL__2PRFIN20021130_043631_000000692011_00362_03923_1935.N1	30-NOV-2002 04:36:31	Bright	68.500	96	68Del Leo	2.5600	9300.0	137	3923	No
90	GOM_NL__2PRFIN20021130_044151_0000002552011_00362_03923_1936.N1	30-NOV-2002 04:41:51	Straylight	255.00	51	41Gam1Leo	2.0100	4500.0	510	3923	No
91	GOM_NL__2PRFIN20021130_044713_000000512011_00362_03923_1937.N1	30-NOV-2002 04:47:13	Twilight	51.000	106	9Bet Crv	2.6480	5600.0	102	3923	No
92	GOM_NL__2PRFIN20021130_044917_000000442011_00362_03923_1938.N1	30-NOV-2002 04:49:17	Dark	44.000	123	lot Cen	2.7500	10200.	88	3923	No
93	GOM_NL__2PRFIN20021130_045322_000000412011_00362_03923_1939.N1	30-NOV-2002 04:53:22	Dark	40.500	77	Eps Cen	2.3030	28000.	81	3923	No
94	GOM_NL__2PRFIN20021130_045502_000000492011_00362_03923_1940.N1	30-NOV-2002 04:55:02	Dark	48.500	10	Bet Cen	0.61000	28000.	97	3923	No
95	GOM_NL__2PRFIN20021130_045655_000000432011_00363_03924_1872.N1	30-NOV-2002 04:56:55	Dark	43.000	12	Alp1Cru	0.77500	30000.	86	3924	No
96	GOM_NL__2PRFIN20021130_045935_000000382011_00363_03924_1873.N1	30-NOV-2002 04:59:35	Dark	37.500	124	The Car	2.7640	30000.	75	3924	No
97	GOM_NL__2PRFIN20021130_050412_000000502011_00363_03924_1874.N1	30-NOV-2002 05:04:12	Dark	50.000	41	Eps Car	1.8600	4100.0	100	3924	No
98	GOM_NL__2PRFIN20021130_050608_000000532011_00363_03924_1875.N1	30-NOV-2002 05:06:08	Dark	53.000	34	Gam2Vel	1.7930	23000.	106	3924	No
99	GOM_NL__2PRFIN20021130_050935_000000502011_00363_03924_1876.N1	30-NOV-2002 05:09:35	Dark	49.500	2	Alp Car	-0.73600	7000.0	99	3924	No
100	GOM_NL__2PRFIN20021130_051123_000000702011_00363_03924_1877.N1	30-NOV-2002 05:11:23	Dark	70.000	117	Pi Pup	2.7060	3800.0	140	3924	No
101	GOM_NL__2PRFIN20021130_051349_000000762011_00363_03924_1878.N1	30-NOV-2002 05:13:49	Dark	75.500	88	31Eta CMa	2.4480	20000.	151	3924	No

102	GOM_NL__2PRFIN20021130_051555_000000842011_00363_03924_1879.N1	30-NOV-2002 05:15:55	Dark	83.500	37	25Del CMa	1.8300	5900.0	167	3924	No
103	GOM_NL__2PRFIN20021130_052118_000000752011_00363_03924_1880.N1	30-NOV-2002 05:21:18	Straylight	74.500	47	2Bet CMa	1.9760	28000.	149	3924	No
104	GOM_NL__2PRFIN20021130_052509_000000642011_00363_03924_1881.N1	30-NOV-2002 05:25:09	Straylight	64.000	56	53Kap Ori	2.0650	30000.	128	3924	No
105	GOM_NL__2PRFIN20021130_052824_000000682011_00363_03924_1882.N1	30-NOV-2002 05:28:24	Tw_i_and_stray	67.500	33	50Zet Ori	1.7660	30000.	135	3924	No
106	GOM_NL__2PRFIN20021130_053121_000000652011_00363_03924_1883.N1	30-NOV-2002 05:31:21	Tw_i_and_stray	65.000	27	24Gam Ori	1.6360	26000.	130	3924	No
107	GOM_NL__2PRFIN20021130_053334_000000552011_00363_03924_1884.N1	30-NOV-2002 05:33:34	Bright	55.000	13	87Alp Tau	0.86700	3800.0	110	3924	No
108	GOM_NL__2PRFIN20021130_053506_000000432011_00363_03924_1885.N1	30-NOV-2002 05:35:06	Bright	42.500	146	25Eta Tau	2.8730	15200.	85	3924	No
109	GOM_NL__2PRFIN20021130_053731_000000402011_00363_03924_1886.N1	30-NOV-2002 05:37:31	Bright	40.000	150	44Zet Per	2.8900	28000.	80	3924	No
110	GOM_NL__2PRFIN20021130_053943_000000382011_00363_03924_1887.N1	30-NOV-2002 05:39:43	Bright	37.500	79	26Bet Per	2.3100	13100.	75	3924	No
111	GOM_NL__2PRFIN20021130_054157_000000392011_00363_03924_1888.N1	30-NOV-2002 05:41:57	Bright	38.500	175	39Del Per	3.0100	19400.	77	3924	No
112	GOM_NL__2PRFIN20021130_054314_000000402011_00363_03924_1889.N1	30-NOV-2002 05:43:14	Bright	40.000	160	23Gam Per	2.9300	4700.0	80	3924	No
113	GOM_NL__2PRFIN20021130_054532_000000362011_00363_03924_1890.N1	30-NOV-2002 05:45:32	Bright	36.000	110	37Del Cas	2.6780	8900.0	72	3924	No
114	GOM_NL__2PRFIN20021130_055318_000000522011_00363_03924_1891.N1	30-NOV-2002 05:53:18	Bright	52.000	49	1Alp UMi	1.9900	6300.0	104	3924	No
115	GOM_NL__2PRFIN20021130_055757_000000392011_00363_03924_1892.N1	30-NOV-2002 05:57:57	Bright	38.500	60	7Bet UMi	2.0810	3950.0	77	3924	No
116	GOM_NL__2PRFIN20021130_060003_000000462011_00363_03924_1893.N1	30-NOV-2002 06:00:03	Bright	46.000	36	50Alp UMa	1.8000	6300.0	92	3924	No
117	GOM_NL__2PRFIN20021130_060514_000000392011_00363_03924_1894.N1	30-NOV-2002 06:05:14	Bright	39.000	39	85Eta UMa	1.8540	24000.	78	3924	No
118	GOM_NL__2PRFIN20021130_060807_000000372011_00363_03924_1895.N1	30-NOV-2002 06:08:07	Bright	36.500	180	27Gam Boo	3.0400	8000.0	73	3924	No
119	GOM_NL__2PRFIN20021130_061108_000000362011_00363_03924_1896.N1	30-NOV-2002 06:11:08	Bright	35.500	83		2.3780	11000.	71	3924	No
120	GOM_NL__2PRFIN20021130_061339_000000362011_00363_03924_1897.N1	30-NOV-2002 06:13:39	Bright	35.500	3	16Alp Boo	-0.050000	4250.0	71	3924	No
121	GOM_NL__2PRFIN20021130_061708_000000722011_00363_03924_1898.N1	30-NOV-2002 06:17:08	Bright	71.500	96	68Del Leo	2.5600	9300.0	143	3924	No
122	GOM_NL__2PRFIN20021130_062231_000002552011_00363_03924_1899.N1	30-NOV-2002 06:22:31	Straylight	255.00	51	41Gam1Leo	2.0100	4500.0	510	3924	No
123	GOM_NL__2PRFIN20021130_062750_000000462011_00363_03924_1900.N1	30-NOV-2002 06:27:50	Twilight	46.000	106	9Bet Crv	2.6480	5600.0	92	3924	No
124	GOM_NL__2PRFIN20021130_062954_000000402011_00363_03924_1901.N1	30-NOV-2002 06:29:54	Dark	40.000	123	1ot Cen	2.7500	10200.	80	3924	No
125	GOM_NL__2PRFIN20021130_063358_000000392011_00363_03924_1902.N1	30-NOV-2002 06:33:58	Dark	39.000	77	Eps Cen	2.3030	28000.	78	3924	No
126	GOM_NL__2PRFIN20021130_063538_000000412011_00363_03924_1903.N1	30-NOV-2002 06:35:38	Dark	41.000	10	Bet Cen	0.61000	28000.	82	3924	No
127	GOM_NL__2PRFIN20021130_063731_000000422011_00364_03925_1836.N1	30-NOV-2002 06:37:31	Dark	42.000	12	Alp1Cru	0.77500	30000.	84	3925	No
128	GOM_NL__2PRFIN20021130_064012_000000402011_00364_03925_1837.N1	30-NOV-2002 06:40:12	Dark	39.500	124	The Car	2.7640	30000.	79	3925	No
129	GOM_NL__2PRFIN20021130_064449_000000482011_00364_03925_1838.N1	30-NOV-2002 06:44:49	Dark	48.000	41	Eps Car	1.8600	4100.0	96	3925	No
130	GOM_NL__2PRFIN20021130_064646_000000492011_00364_03925_1839.N1	30-NOV-2002 06:46:46	Dark	48.500	34	Gam2Vel	1.7930	23000.	97	3925	No
131	GOM_NL__2PRFIN20021130_065011_000000582011_00364_03925_1840.N1	30-NOV-2002 06:50:11	Dark	58.000	2	Alp Car	-0.73600	7000.0	116	3925	No
132	GOM_NL__2PRFIN20021130_065200_000000632011_00364_03925_1841.N1	30-NOV-2002 06:52:00	Dark	63.000	117	Pi Pup	2.7060	3800.0	126	3925	No
133	GOM_NL__2PRFIN20021130_065550_000000742011_00364_03925_1842.N1	30-NOV-2002 06:55:50	Dark	73.500	23	21Eps CMa	1.5020	26000.	147	3925	No
134	GOM_NL__2PRFIN20021130_065801_000000742011_00364_03925_1843.N1	30-NOV-2002 06:58:01	Straylight	73.500	179	24Omi2CMa	3.0320	24000.	147	3925	No
135	GOM_NL__2PRFIN20021130_070222_000000962011_00364_03925_1844.N1	30-NOV-2002 07:02:22	Straylight	95.500	1	9Alp CMa	-1.4400	11000.	191	3925	No
136	GOM_NL__2PRFIN20021130_070606_000000602011_00364_03925_1845.N1	30-NOV-2002 07:06:06	Straylight	60.000	7	19Bet Ori	0.10000	14000.	120	3925	No
137	GOM_NL__2PRFIN20021130_070912_000000652011_00364_03925_1846.N1	30-NOV-2002 07:09:12	Tw_i_and_stray	64.500	30	46Eps Ori	1.6940	30000.	129	3925	No
138	GOM_NL__2PRFIN20021130_071157_000000612011_00364_03925_1847.N1	30-NOV-2002 07:11:57	Tw_i_and_stray	61.000	27	24Gam Ori	1.6360	26000.	122	3925	No
139	GOM_NL__2PRFIN20021130_071409_000000572011_00364_03925_1848.N1	30-NOV-2002 07:14:09	Bright	56.500	13	87Alp Tau	0.86700	3800.0	113	3925	No
140	GOM_NL__2PRFIN20021130_071542_000000412011_00364_03925_1849.N1	30-NOV-2002 07:15:42	Bright	40.500	146	25Eta Tau	2.8730	15200.	81	3925	No
141	GOM_NL__2PRFIN20021130_071806_000000422011_00364_03925_1850.N1	30-NOV-2002 07:18:06	Bright	41.500	150	44Zet Per	2.8900	28000.	83	3925	No
142	GOM_NL__2PRFIN20021130_072018_000000392011_00364_03925_1851.N1	30-NOV-2002 07:20:18	Bright	39.000	79	26Bet Per	2.3100	13100.	78	3925	No
143	GOM_NL__2PRFIN20021130_072233_000000382011_00364_03925_1852.N1	30-NOV-2002 07:22:33	Bright	38.000	175	39Del Per	3.0100	19400.	76	3925	No
144	GOM_NL__2PRFIN20021130_072351_000000372011_00364_03925_1853.N1	30-NOV-2002 07:23:51	Bright	37.000	160	23Gam Per	2.9300	4700.0	74	3925	No
145	GOM_NL__2PRFIN20021130_072608_000000352011_00364_03925_1854.N1	30-NOV-2002 07:26:08	Bright	34.500	110	37Del Cas	2.6780	8900.0	69	3925	No
146	GOM_NL__2PRFIN20021130_073354_000000382011_00364_03925_1855.N1	30-NOV-2002 07:33:54	Bright	38.000	49	1Alp UMi	1.9900	6300.0	76	3925	No
147	GOM_NL__2PRFIN20021130_073834_000000372011_00364_03925_1856.N1	30-NOV-2002 07:38:34	Bright	36.500	60	7Bet UMi	2.0810	3950.0	73	3925	No
148	GOM_NL__2PRFIN20021130_074038_000000462011_00364_03925_1857.N1	30-NOV-2002 07:40:38	Bright	46.000	36	50Alp UMa	1.8000	6300.0	92	3925	No
149	GOM_NL__2PRFIN20021130_074215_000000472011_00364_03925_1858.N1	30-NOV-2002 07:42:15	Bright	46.500	82	48Bet UMa	2.3650	10600.	93	3925	No
150	GOM_NL__2PRFIN20021130_074347_000000422011_00364_03925_1859.N1	30-NOV-2002 07:43:47	Bright	42.000	32	77Eps UMa	1.7630	11000.	84	3925	No
151	GOM_NL__2PRFIN20021130_074550_000000392011_00364_03925_1860.N1	30-NOV-2002 07:45:50	Bright	39.000	39	85Eta UMa	1.8540	24000.	78	3925	No
152	GOM_NL__2PRFIN20021130_074844_000000352011_00364_03925_1861.N1	30-NOV-2002 07:48:44	Bright	35.000	180	27Gam Boo	3.0400	8000.0	70	3925	No
153	GOM_NL__2PRFIN20021130_075145_000000362011_00364_03925_1862.N1	30-NOV-2002 07:51:45	Bright	35.500	83		2.3780	11000.	71	3925	No
154	GOM_NL__2PRFIN20021130_075415_000000362011_00364_03925_1863.N1	30-NOV-2002 07:54:15	Bright	36.000	3	16Alp Boo	-0.050000	4250.0	72	3925	No
155	GOM_NL__2PRFIN20021130_075745_000000722011_00364_03925_1864.N1	30-NOV-2002 07:57:45	Bright	71.500	96	68Del Leo	2.5600	9300.0	143	3925	No
156	GOM_NL__2PRFIN20021130_080310_000002552011_00364_03925_1865.N1	30-NOV-2002 08:03:10	Straylight	255.00	51	41Gam1Leo	2.0100	4500.0	510	3925	No
157	GOM_NL__2PRFIN20021130_080827_000000492011_00364_03925_1866.N1	30-NOV-2002 08:08:27	Twilight	48.500	106	9Bet Crv	2.6480	5600.0	97	3925	No
158	GOM_NL__2PRFIN20021130_081030_000000412011_00364_03925_1867.N1	30-NOV-2002 08:10:30	Dark	41.000	123	1ot Cen	2.7500	10200.	82	3925	No
159	GOM_NL__2PRFIN20021130_081434_000000392011_00364_03925_1868.N1	30-NOV-2002 08:14:34	Dark	38.500	77	Eps Cen	2.3030	28000.	77	3925	No
160	GOM_NL__2PRFIN20021130_081614_000000432011_00364_03925_1869.N1	30-NOV-2002 08:16:14	Dark	42.500	10	Bet Cen	0.61000	28000.	85	3925	No



161	GOM_NL__2PRFIN20021130_081807_000000432011_00365_03926_1869.N1	30-NOV-2002 08:18:07	Dark	43.000	12	Alp1Cru	0.77500	30000.	86	3926	No
162	GOM_NL__2PRFIN20021130_082048_000000392011_00365_03926_1870.N1	30-NOV-2002 08:20:48	Dark	38.500	124	The Car	2.7640	30000.	77	3926	No
163	GOM_NL__2PRFIN20021130_082525_000000542011_00365_03926_1871.N1	30-NOV-2002 08:25:25	Dark	54.000	41	Eps Car	1.8600	4100.0	108	3926	No
164	GOM_NL__2PRFIN20021130_082722_000000612011_00365_03926_1872.N1	30-NOV-2002 08:27:22	Dark	60.500	34	Gam2Vel	1.7930	23000.	121	3926	No
165	GOM_NL__2PRFIN20021130_083048_000000582011_00365_03926_1873.N1	30-NOV-2002 08:30:48	Dark	58.000	2	Alp Car	-0.73600	7000.0	116	3926	No
166	GOM_NL__2PRFIN20021130_083237_000000652011_00365_03926_1874.N1	30-NOV-2002 08:32:37	Dark	65.000	117	Pi Pup	2.7060	3800.0	130	3926	No
167	GOM_NL__2PRFIN20021130_083627_000000702011_00365_03926_1875.N1	30-NOV-2002 08:36:27	Dark	70.000	23	21Eps CMa	1.5020	26000.	140	3926	No
168	GOM_NL__2PRFIN20021130_083837_000000752011_00365_03926_1876.N1	30-NOV-2002 08:38:37	Straylight	75.000	179	24Omi2CMa	3.0320	24000.	150	3926	No
169	GOM_NL__2PRFIN20021130_084258_000001092011_00365_03926_1877.N1	30-NOV-2002 08:42:58	Straylight	109.00	1	9Alp CMa	-1.4400	11000.	218	3926	No
170	GOM_NL__2PRFIN20021130_084642_000000692011_00365_03926_1878.N1	30-NOV-2002 08:46:42	Straylight	69.000	7	19Bet Ori	0.10000	14000.	138	3926	No
171	GOM_NL__2PRFIN20021130_084947_000000662011_00365_03926_1879.N1	30-NOV-2002 08:49:47	Twilight	65.500	30	46Eps Ori	1.6940	30000.	131	3926	No
172	GOM_NL__2PRFIN20021130_085232_000000652011_00365_03926_1880.N1	30-NOV-2002 08:52:32	Twilight	64.500	27	24Gam Ori	1.6360	26000.	129	3926	No
173	GOM_NL__2PRFIN20021130_085445_000000572011_00365_03926_1881.N1	30-NOV-2002 08:54:45	Bright	57.000	13	87Alp Tau	0.86700	3800.0	114	3926	No
174	GOM_NL__2PRFIN20021130_085618_000000412011_00365_03926_1882.N1	30-NOV-2002 08:56:18	Bright	40.500	146	25Eta Tau	2.8730	15200.	81	3926	No
175	GOM_NL__2PRFIN20021130_085841_000000412011_00365_03926_1883.N1	30-NOV-2002 08:58:41	Bright	40.500	150	44Zet Per	2.8900	28000.	81	3926	No
176	GOM_NL__2PRFIN20021130_090054_000000392011_00365_03926_1884.N1	30-NOV-2002 09:00:54	Bright	38.500	79	26Bet Per	2.3100	13100.	77	3926	No
177	GOM_NL__2PRFIN20021130_090308_000000392011_00365_03926_1885.N1	30-NOV-2002 09:03:08	Bright	38.500	175	39Del Per	3.0100	19400.	77	3926	No
178	GOM_NL__2PRFIN20021130_090426_000000392011_00365_03926_1886.N1	30-NOV-2002 09:04:26	Bright	38.500	160	23Gam Per	2.9300	4700.0	77	3926	No
179	GOM_NL__2PRFIN20021130_090645_000000382011_00365_03926_1887.N1	30-NOV-2002 09:06:45	Bright	37.500	110	37Del Cas	2.6780	8900.0	75	3926	No
180	GOM_NL__2PRFIN20021130_091430_000000352011_00365_03926_1888.N1	30-NOV-2002 09:14:30	Bright	35.000	49	1Alp UMi	1.9900	6300.0	70	3926	No
181	GOM_NL__2PRFIN20021130_091910_000000392011_00365_03926_1889.N1	30-NOV-2002 09:19:10	Bright	38.500	60	7Bet UMi	2.0810	3950.0	77	3926	No
182	GOM_NL__2PRFIN20021130_092114_000000452011_00365_03926_1890.N1	30-NOV-2002 09:21:14	Bright	45.000	36	50Alp UMa	1.8000	6300.0	90	3926	No
183	GOM_NL__2PRFIN20021130_092250_000000472011_00365_03926_1891.N1	30-NOV-2002 09:22:50	Bright	46.500	82	48Bet UMa	2.3650	10600.	93	3926	No
184	GOM_NL__2PRFIN20021130_092423_000000392011_00365_03926_1892.N1	30-NOV-2002 09:24:23	Bright	39.000	32	77Eps UMa	1.7630	11000.	78	3926	No
185	GOM_NL__2PRFIN20021130_092626_000000392011_00365_03926_1893.N1	30-NOV-2002 09:26:26	Bright	39.000	39	85Eta UMa	1.8540	24000.	78	3926	No
186	GOM_NL__2PRFIN20021130_092919_000000372011_00365_03926_1894.N1	30-NOV-2002 09:29:19	Bright	37.000	180	27Gam Boo	3.0400	8000.0	74	3926	No
187	GOM_NL__2PRFIN20021130_093221_000000362011_00365_03926_1895.N1	30-NOV-2002 09:32:21	Bright	35.500	83		2.3780	11000.	71	3926	No
188	GOM_NL__2PRFIN20021130_093451_000000362011_00365_03926_1896.N1	30-NOV-2002 09:34:51	Bright	36.000	3	16Alp Boo	-0.050000	4250.0	72	3926	No
189	GOM_NL__2PRFIN20021130_093822_000000712011_00365_03926_1897.N1	30-NOV-2002 09:38:22	Bright	71.000	96	68Del Leo	2.5600	9300.0	142	3926	No
190	GOM_NL__2PRFIN20021130_094349_000002542011_00365_03926_1898.N1	30-NOV-2002 09:43:49	Straylight	253.50	51	41Gam1Leo	2.0100	4500.0	507	3926	No
191	GOM_NL__2PRFIN20021130_094903_000000512011_00365_03926_1899.N1	30-NOV-2002 09:49:03	Twilight	50.500	106	9Bet Crv	2.6480	5600.0	101	3926	No
192	GOM_NL__2PRFIN20021130_095106_000000412011_00365_03926_1900.N1	30-NOV-2002 09:51:06	Dark	40.500	123	1ot Cen	2.7500	10200.	81	3926	No
193	GOM_NL__2PRFIN20021130_095510_000000402011_00365_03926_1901.N1	30-NOV-2002 09:55:10	Dark	39.500	77	Eps Cen	2.3030	28000.	79	3926	No
194	GOM_NL__2PRFIN20021130_095650_000000502011_00365_03926_1902.N1	30-NOV-2002 09:56:50	Dark	50.000	10	Bet Cen	0.61000	28000.	100	3926	No
195	GOM_NL__2PRFIN20021130_095844_000000452011_00366_03927_1864.N1	30-NOV-2002 09:58:44	Dark	45.000	12	Alp1Cru	0.77500	30000.	90	3927	No
196	GOM_NL__2PRFIN20021130_100125_000000382011_00366_03927_1865.N1	30-NOV-2002 10:01:25	Dark	38.000	124	The Car	2.7640	30000.	76	3927	No
197	GOM_NL__2PRFIN20021130_100602_000000452011_00366_03927_1866.N1	30-NOV-2002 10:06:02	Dark	44.500	41	Eps Car	1.8600	4100.0	89	3927	No
198	GOM_NL__2PRFIN20021130_100759_000000492011_00366_03927_1867.N1	30-NOV-2002 10:07:59	Dark	49.000	34	Gam2Vel	1.7930	23000.	98	3927	No
199	GOM_NL__2PRFIN20021130_101124_000000582011_00366_03927_1868.N1	30-NOV-2002 10:11:24	Dark	58.000	2	Alp Car	-0.73600	7000.0	116	3927	No
200	GOM_NL__2PRFIN20021130_101314_000000672011_00366_03927_1869.N1	30-NOV-2002 10:13:14	Dark	66.500	117	Pi Pup	2.7060	3800.0	133	3927	No
201	GOM_NL__2PRFIN20021130_101704_000000702011_00366_03927_1870.N1	30-NOV-2002 10:17:04	Dark	70.000	23	21Eps CMa	1.5020	26000.	140	3927	No
202	GOM_NL__2PRFIN20021130_101914_000000732011_00366_03927_1871.N1	30-NOV-2002 10:19:14	Straylight	72.500	179	24Omi2CMa	3.0320	24000.	145	3927	No
203	GOM_NL__2PRFIN20021130_102334_000001122011_00366_03927_1872.N1	30-NOV-2002 10:23:34	Straylight	112.00	1	9Alp CMa	-1.4400	11000.	224	3927	No
204	GOM_NL__2PRFIN20021130_102718_000000672011_00366_03927_1873.N1	30-NOV-2002 10:27:18	Straylight	67.000	7	19Bet Ori	0.10000	14000.	134	3927	No
205	GOM_NL__2PRFIN20021130_103023_000000672011_00366_03927_1874.N1	30-NOV-2002 10:30:23	Twilight	66.500	30	46Eps Ori	1.6940	30000.	133	3927	No
206	GOM_NL__2PRFIN20021130_103308_000000632011_00366_03927_1875.N1	30-NOV-2002 10:33:08	Twilight	63.000	27	24Gam Ori	1.6360	26000.	126	3927	No
207	GOM_NL__2PRFIN20021130_103520_000000532011_00366_03927_1876.N1	30-NOV-2002 10:35:20	Bright	53.000	13	87Alp Tau	0.86700	3800.0	106	3927	No
208	GOM_NL__2PRFIN20021130_103654_000000412011_00366_03927_1877.N1	30-NOV-2002 10:36:54	Bright	40.500	146	25Eta Tau	2.8730	15200.	81	3927	No
209	GOM_NL__2PRFIN20021130_103917_000000392011_00366_03927_1878.N1	30-NOV-2002 10:39:17	Bright	39.000	150	44Zet Per	2.8900	28000.	78	3927	No
210	GOM_NL__2PRFIN20021130_104130_000000382011_00366_03927_1879.N1	30-NOV-2002 10:41:30	Bright	37.500	79	26Bet Per	2.3100	13100.	75	3927	No
211	GOM_NL__2PRFIN20021130_104344_000000392011_00366_03927_1880.N1	30-NOV-2002 10:43:44	Bright	38.500	175	39Del Per	3.0100	19400.	77	3927	No
212	GOM_NL__2PRFIN20021130_104503_000000382011_00366_03927_1881.N1	30-NOV-2002 10:45:03	Bright	38.000	160	23Gam Per	2.9300	4700.0	76	3927	No
213	GOM_NL__2PRFIN20021130_104720_000000372011_00366_03927_1882.N1	30-NOV-2002 10:47:20	Bright	37.000	110	37Del Cas	2.6780	8900.0	74	3927	No
214	GOM_NL__2PRFIN20021130_105506_000000382011_00366_03927_1883.N1	30-NOV-2002 10:55:06	Bright	37.500	49	1Alp UMi	1.9900	6300.0	75	3927	No
215	GOM_NL__2PRFIN20021130_105946_000000392011_00366_03927_1884.N1	30-NOV-2002 10:59:46	Bright	38.500	60	7Bet UMi	2.0810	3950.0	77	3927	No
216	GOM_NL__2PRFIN20021130_110149_000000482011_00366_03927_1885.N1	30-NOV-2002 11:01:49	Bright	47.500	36	50Alp UMa	1.8000	6300.0	95	3927	No
217	GOM_NL__2PRFIN20021130_110326_000000442011_00366_03927_1886.N1	30-NOV-2002 11:03:26	Bright	43.500	82	48Bet UMa	2.3650	10600.	87	3927	No
218	GOM_NL__2PRFIN20021130_110459_000000392011_00366_03927_1887.N1	30-NOV-2002 11:04:59	Bright	38.500	32	77Eps UMa	1.7630	11000.	77	3927	No
219	GOM_NL__2PRFIN20021130_110702_000000392011_00366_03927_1888.N1	30-NOV-2002 11:07:02	Bright	38.500	39	85Eta UMa	1.8540	24000.	77	3927	No

220	GOM_NL__2PRFIN20021130_110956_000000372011_00366_03927_1889.N1	30-NOV-2002 11:09:56	Bright	36.500	180	27Gam Boo	3.0400	8000.0	73	3927	No
221	GOM_NL__2PRFIN20021130_111257_000000352011_00366_03927_1890.N1	30-NOV-2002 11:12:57	Bright	34.500	83		2.3780	11000.	69	3927	No
222	GOM_NL__2PRFIN20021130_111527_000000362011_00366_03927_1891.N1	30-NOV-2002 11:15:27	Bright	36.000	3	16Alp Boo	-0.050000	4250.0	72	3927	No
223	GOM_NL__2PRFIN20021130_111858_000000722011_00366_03927_1892.N1	30-NOV-2002 11:18:58	Bright	71.500	96	68Del Leo	2.5600	9300.0	143	3927	No
224	GOM_NL__2PRFIN20021130_112429_000002552011_00366_03927_1893.N1	30-NOV-2002 11:24:29	Straylight	255.00	51	41Gam1Leo	2.0100	4500.0	510	3927	No
225	GOM_NL__2PRFIN20021130_112940_000000482011_00366_03927_1894.N1	30-NOV-2002 11:29:40	Twilight	47.500	106	9Bet Crv	2.6480	5600.0	95	3927	No
226	GOM_NL__2PRFIN20021130_113143_000000412011_00366_03927_1895.N1	30-NOV-2002 11:31:43	Dark	40.500	123	1ot Cen	2.7500	10200.	81	3927	No
227	GOM_NL__2PRFIN20021130_113547_000000392011_00366_03927_1896.N1	30-NOV-2002 11:35:47	Dark	39.000	77	Eps Cen	2.3030	28000.	78	3927	No
228	GOM_NL__2PRFIN20021130_113726_000000442011_00366_03927_1897.N1	30-NOV-2002 11:37:26	Dark	44.000	10	Bet Cen	0.61000	28000.	88	3927	No
229	GOM_NL__2PRFIN20021130_113920_000000502011_00367_03928_1855.N1	30-NOV-2002 11:39:20	Dark	50.000	12	Alp1Cru	0.77500	30000.	100	3928	No
230	GOM_NL__2PRFIN20021130_114201_000000392011_00367_03928_1856.N1	30-NOV-2002 11:42:01	Dark	39.000	124	The Car	2.7640	30000.	78	3928	No
231	GOM_NL__2PRFIN20021130_114639_000000452011_00367_03928_1857.N1	30-NOV-2002 11:46:39	Dark	45.000	41	Eps Car	1.8600	4100.0	90	3928	No
232	GOM_NL__2PRFIN20021130_114836_000000502011_00367_03928_1858.N1	30-NOV-2002 11:48:36	Dark	50.000	34	Gam2Vel	1.7930	23000.	100	3928	No
233	GOM_NL__2PRFIN20021130_115202_000000582011_00367_03928_1859.N1	30-NOV-2002 11:52:02	Dark	57.500	2	Alp Car	-0.73600	7000.0	115	3928	No
234	GOM_NL__2PRFIN20021130_115350_000000682011_00367_03928_1860.N1	30-NOV-2002 11:53:50	Dark	67.500	117	Pi Pup	2.7060	3800.0	135	3928	No
235	GOM_NL__2PRFIN20021130_115740_000000652011_00367_03928_1861.N1	30-NOV-2002 11:57:40	Dark	65.000	23	21Eps CMa	1.5020	26000.	130	3928	No
236	GOM_NL__2PRFIN20021130_115951_000000742011_00367_03928_1862.N1	30-NOV-2002 11:59:51	Straylight	74.000	179	24Omi2CMa	3.0320	24000.	148	3928	No
237	GOM_NL__2PRFIN20021130_120410_000000952011_00367_03928_1863.N1	30-NOV-2002 12:04:10	Straylight	94.500	1	9Alp CMa	-1.4400	11000.	189	3928	No
238	GOM_NL__2PRFIN20021130_120754_000000612011_00367_03928_1864.N1	30-NOV-2002 12:07:54	Straylight	61.000	7	19Bet Ori	0.10000	14000.	122	3928	No
239	GOM_NL__2PRFIN20021130_121059_000000682011_00367_03928_1865.N1	30-NOV-2002 12:10:59	Tw_i_and_stray	67.500	30	46Eps Ori	1.6940	30000.	135	3928	No
240	GOM_NL__2PRFIN20021130_121343_000000632011_00367_03928_1866.N1	30-NOV-2002 12:13:43	Tw_i_and_stray	62.500	27	24Gam Ori	1.6360	26000.	125	3928	No
241	GOM_NL__2PRFIN20021130_121556_000000542011_00367_03928_1867.N1	30-NOV-2002 12:15:56	Bright	54.000	13	87Alp Tau	0.86700	3800.0	108	3928	No
242	GOM_NL__2PRFIN20021130_121731_000000412011_00367_03928_1868.N1	30-NOV-2002 12:17:31	Bright	41.000	146	25Eta Tau	2.8730	15200.	82	3928	No
243	GOM_NL__2PRFIN20021130_121954_000000412011_00367_03928_1869.N1	30-NOV-2002 12:19:54	Bright	40.500	150	44Zet Per	2.8900	28000.	81	3928	No
244	GOM_NL__2PRFIN20021130_122206_000000382011_00367_03928_1870.N1	30-NOV-2002 12:22:06	Bright	37.500	79	26Bet Per	2.3100	13100.	75	3928	No
245	GOM_NL__2PRFIN20021130_122420_000000372011_00367_03928_1871.N1	30-NOV-2002 12:24:20	Bright	37.000	175	39Del Per	3.0100	19400.	74	3928	No
246	GOM_NL__2PRFIN20021130_122539_000000372011_00367_03928_1872.N1	30-NOV-2002 12:25:39	Bright	37.000	160	23Gam Per	2.9300	4700.0	74	3928	No
247	GOM_NL__2PRFIN20021130_122756_000000382011_00367_03928_1873.N1	30-NOV-2002 12:27:56	Bright	38.000	110	37Del Cas	2.6780	8900.0	76	3928	No
248	GOM_NL__2PRFIN20021130_123542_000000372011_00367_03928_1874.N1	30-NOV-2002 12:35:42	Bright	36.500	49	1Alp UMi	1.9900	6300.0	73	3928	No
249	GOM_NL__2PRFIN20021130_124022_000000372011_00367_03928_1875.N1	30-NOV-2002 12:40:22	Bright	37.000	60	7Bet UMi	2.0810	3950.0	74	3928	No
250	GOM_NL__2PRFIN20021130_124225_000000412011_00367_03928_1876.N1	30-NOV-2002 12:42:25	Bright	41.000	36	50Alp UMa	1.8000	6300.0	82	3928	No
251	GOM_NL__2PRFIN20021130_124401_000000462011_00367_03928_1877.N1	30-NOV-2002 12:44:01	Bright	46.000	82	48Bet UMa	2.3650	10600.	92	3928	No
252	GOM_NL__2PRFIN20021130_124535_000000382011_00367_03928_1878.N1	30-NOV-2002 12:45:35	Bright	38.000	32	77Eps UMa	1.7630	11000.	76	3928	No
253	GOM_NL__2PRFIN20021130_124739_000000392011_00367_03928_1879.N1	30-NOV-2002 12:47:39	Bright	38.500	39	85Eta UMa	1.8540	24000.	77	3928	No
254	GOM_NL__2PRFIN20021130_125032_000000372011_00367_03928_1880.N1	30-NOV-2002 12:50:32	Bright	37.000	180	27Gam Boo	3.0400	8000.0	74	3928	No
255	GOM_NL__2PRFIN20021130_125333_000000362011_00367_03928_1881.N1	30-NOV-2002 12:53:33	Bright	36.000	83		2.3780	11000.	72	3928	No
256	GOM_NL__2PRFIN20021130_125604_000000362011_00367_03928_1882.N1	30-NOV-2002 12:56:04	Bright	35.500	3	16Alp Boo	-0.050000	4250.0	71	3928	No
257	GOM_NL__2PRFIN20021130_125935_000000722011_00367_03928_1883.N1	30-NOV-2002 12:59:35	Bright	71.500	96	68Del Leo	2.5600	9300.0	143	3928	No
258	GOM_NL__2PRFIN20021130_130508_000002552011_00367_03928_1884.N1	30-NOV-2002 13:05:08	Straylight	255.00	51	41Gam1Leo	2.0100	4500.0	510	3928	No
259	GOM_NL__2PRFIN20021130_131017_000000482011_00367_03928_1885.N1	30-NOV-2002 13:10:17	Twilight	48.000	106	9Bet Crv	2.6480	5600.0	96	3928	No
260	GOM_NL__2PRFIN20021130_131219_000000382011_00367_03928_1886.N1	30-NOV-2002 13:12:19	Dark	37.500	123	1ot Cen	2.7500	10200.	75	3928	No
261	GOM_NL__2PRFIN20021130_131623_000000382011_00367_03928_1887.N1	30-NOV-2002 13:16:23	Dark	38.000	77	Eps Cen	2.3030	28000.	76	3928	No
262	GOM_NL__2PRFIN20021130_131802_000000462011_00367_03928_1888.N1	30-NOV-2002 13:18:02	Dark	45.500	10	Bet Cen	0.61000	28000.	91	3928	No
263	GOM_NL__2PRFIN20021130_131956_000000392011_00368_03929_1855.N1	30-NOV-2002 13:19:56	Dark	39.000	12	Alp1Cru	0.77500	30000.	78	3929	No
264	GOM_NL__2PRFIN20021130_132237_000000412011_00368_03929_1856.N1	30-NOV-2002 13:22:37	Dark	40.500	124	The Car	2.7640	30000.	81	3929	No
265	GOM_NL__2PRFIN20021130_132716_000000542011_00368_03929_1857.N1	30-NOV-2002 13:27:16	Dark	54.000	41	Eps Car	1.8600	4100.0	108	3929	No
266	GOM_NL__2PRFIN20021130_132913_000000602011_00368_03929_1858.N1	30-NOV-2002 13:29:13	Dark	59.500	34	Gam2Vel	1.7930	23000.	119	3929	No
267	GOM_NL__2PRFIN20021130_133238_000000572011_00368_03929_1859.N1	30-NOV-2002 13:32:38	Dark	57.000	2	Alp Car	-0.73600	7000.0	114	3929	No
268	GOM_NL__2PRFIN20021130_133427_000000692011_00368_03929_1860.N1	30-NOV-2002 13:34:27	Dark	69.000	117	Pi Pup	2.7060	3800.0	138	3929	No
269	GOM_NL__2PRFIN20021130_133817_000000672011_00368_03929_1861.N1	30-NOV-2002 13:38:17	Dark	67.000	23	21Eps CMa	1.5020	26000.	134	3929	No
270	GOM_NL__2PRFIN20021130_134027_000000702011_00368_03929_1862.N1	30-NOV-2002 13:40:27	Straylight	70.000	179	24Omi2CMa	3.0320	24000.	140	3929	No
271	GOM_NL__2PRFIN20021130_134446_000000952011_00368_03929_1863.N1	30-NOV-2002 13:44:46	Straylight	95.000	1	9Alp CMa	-1.4400	11000.	190	3929	No
272	GOM_NL__2PRFIN20021130_134830_000000632011_00368_03929_1864.N1	30-NOV-2002 13:48:30	Straylight	63.000	7	19Bet Ori	0.10000	14000.	126	3929	No
273	GOM_NL__2PRFIN20021130_135134_000000602011_00368_03929_1865.N1	30-NOV-2002 13:51:34	Tw_i_and_stray	60.000	30	46Eps Ori	1.6940	30000.	120	3929	No
274	GOM_NL__2PRFIN20021130_135419_000000652011_00368_03929_1866.N1	30-NOV-2002 13:54:19	Tw_i_and_stray	64.500	27	24Gam Ori	1.6360	26000.	129	3929	No
275	GOM_NL__2PRFIN20021130_135632_000000542011_00368_03929_1867.N1	30-NOV-2002 13:56:32	Bright	53.500	13	87Alp Tau	0.86700	3800.0	107	3929	No
276	GOM_NL__2PRFIN20021130_135807_000000402011_00368_03929_1868.N1	30-NOV-2002 13:58:07	Bright	39.500	146	25Eta Tau	2.8730	15200.	79	3929	No
277	GOM_NL__2PRFIN20021130_140029_000000412011_00368_03929_1869.N1	30-NOV-2002 14:00:29	Bright	41.000	150	44Zet Per	2.8900	28000.	82	3929	No
278	GOM_NL__2PRFIN20021130_140242_000000372011_00368_03929_1870.N1	30-NOV-2002 14:02:42	Bright	37.000	79	26Bet Per	2.3100	13100.	74	3929	No

279	GOM_NL__2PRFIN20021130_140456_000000382011_00368_03929_1871.N1	30-NOV-2002 14:04:56	Bright	38.000	175	39Del Per	3.0100	19400.	76	3929	No
280	GOM_NL__2PRFIN20021130_140615_000000372011_00368_03929_1872.N1	30-NOV-2002 14:06:15	Bright	37.000	160	23Gam Per	2.9300	4700.0	74	3929	No
281	GOM_NL__2PRFIN20021130_140833_000000362011_00368_03929_1873.N1	30-NOV-2002 14:08:33	Bright	35.500	110	37Del Cas	2.6780	8900.0	71	3929	No
282	GOM_NL__2PRFIN20021130_141618_000000352011_00368_03929_1874.N1	30-NOV-2002 14:16:18	Bright	34.500	49	1Alp UMi	1.9900	6300.0	69	3929	No
283	GOM_NL__2PRFIN20021130_142058_000000382011_00368_03929_1875.N1	30-NOV-2002 14:20:58	Bright	37.500	60	7Bet UMi	2.0810	3950.0	75	3929	No
284	GOM_NL__2PRFIN20021130_142301_000000452011_00368_03929_1876.N1	30-NOV-2002 14:23:01	Bright	44.500	36	50Alp UMa	1.8000	6300.0	89	3929	No
285	GOM_NL__2PRFIN20021130_142437_000000472011_00368_03929_1877.N1	30-NOV-2002 14:24:37	Bright	47.000	82	48Bet UMa	2.3650	10600.	94	3929	No
286	GOM_NL__2PRFIN20021130_142612_000000422011_00368_03929_1878.N1	30-NOV-2002 14:26:12	Bright	41.500	32	77Eps UMa	1.7630	11000.	83	3929	No
287	GOM_NL__2PRFIN20021130_142815_000000422011_00368_03929_1879.N1	30-NOV-2002 14:28:15	Bright	42.000	39	85Eta UMa	1.8540	24000.	84	3929	No
288	GOM_NL__2PRFIN20021130_143108_000000362011_00368_03929_1880.N1	30-NOV-2002 14:31:08	Bright	35.500	180	27Gam Boo	3.0400	8000.0	71	3929	No
289	GOM_NL__2PRFIN20021130_143409_000000362011_00368_03929_1881.N1	30-NOV-2002 14:34:09	Bright	35.500	83		2.3780	11000.	71	3929	No
290	GOM_NL__2PRFIN20021130_143640_000000372011_00368_03929_1882.N1	30-NOV-2002 14:36:40	Bright	36.500	3	16Alp Boo	-0.050000	4250.0	73	3929	No
291	GOM_NL__2PRFIN20021130_144008_000000742011_00368_03929_1883.N1	30-NOV-2002 14:40:08	Bright	73.500	96	68Del Leo	2.5600	9300.0	147	3929	No
292	GOM_NL__2PRFIN20021130_144547_000002552011_00368_03929_1884.N1	30-NOV-2002 14:45:47	Straylight	255.00	51	41Gam1Leo	2.0100	4500.0	510	3929	No
293	GOM_NL__2PRFIN20021130_145053_000000482011_00368_03929_1885.N1	30-NOV-2002 14:50:53	Twilight	48.000	106	9Bet Crv	2.6480	5600.0	96	3929	No
294	GOM_NL__2PRFIN20021130_145255_000000422011_00368_03929_1886.N1	30-NOV-2002 14:52:55	Dark	42.000	123	lot Cen	2.7500	10200.	84	3929	No
295	GOM_NL__2PRFIN20021130_145658_000000422011_00368_03929_1887.N1	30-NOV-2002 14:56:58	Dark	41.500	77	Eps Cen	2.3030	28000.	83	3929	No
296	GOM_NL__2PRFIN20021130_145838_000000502011_00368_03929_1888.N1	30-NOV-2002 14:58:38	Dark	49.500	10	Bet Cen	0.61000	28000.	99	3929	No
297	GOM_NL__2PRFIN20021130_150032_000000452011_00369_03930_2102.N1	30-NOV-2002 15:00:32	Dark	45.000	12	Alp1Cru	0.77500	30000.	90	3930	No
298	GOM_NL__2PRFIN20021130_150314_000000402011_00369_03930_2103.N1	30-NOV-2002 15:03:14	Dark	39.500	124	The Car	2.7640	30000.	79	3930	No
299	GOM_NL__2PRFIN20021130_150752_000000502011_00369_03930_2104.N1	30-NOV-2002 15:07:52	Dark	49.500	41	Eps Car	1.8600	4100.0	99	3930	No
300	GOM_NL__2PRFIN20021130_150949_000000502011_00369_03930_2105.N1	30-NOV-2002 15:09:49	Dark	50.000	34	Gam2Vel	1.7930	23000.	100	3930	No
301	GOM_NL__2PRFIN20021130_151315_000000562011_00369_03930_2106.N1	30-NOV-2002 15:13:15	Dark	56.000	2	Alp Car	-0.73600	7000.0	112	3930	No
302	GOM_NL__2PRFIN20021130_151504_000000662011_00369_03930_2107.N1	30-NOV-2002 15:15:04	Dark	65.500	117	Pi Pup	2.7060	3800.0	131	3930	No
303	GOM_NL__2PRFIN20021130_151853_000000682011_00369_03930_2108.N1	30-NOV-2002 15:18:53	Dark	67.500	23	21Eps CMa	1.5020	26000.	135	3930	No
304	GOM_NL__2PRFIN20021130_152103_000000732011_00369_03930_2109.N1	30-NOV-2002 15:21:03	Straylight	73.000	179	24Omi2CMa	3.0320	24000.	146	3930	No
305	GOM_NL__2PRFIN20021130_152522_000001022011_00369_03930_2110.N1	30-NOV-2002 15:25:22	Straylight	101.50	1	9Alp CMa	-1.4400	11000.	203	3930	No
306	GOM_NL__2PRFIN20021130_152904_000000672011_00369_03930_2111.N1	30-NOV-2002 15:29:04	Straylight	67.000	7	19Bet Ori	0.10000	14000.	134	3930	No
307	GOM_NL__2PRFIN20021130_153209_000000662011_00369_03930_2112.N1	30-NOV-2002 15:32:09	Tw_i_and_stray	65.500	30	46Eps Ori	1.6940	30000.	131	3930	No
308	GOM_NL__2PRFIN20021130_153453_000000612011_00369_03930_2113.N1	30-NOV-2002 15:34:53	Tw_i_and_stray	61.000	27	24Gam Ori	1.6360	26000.	122	3930	No
309	GOM_NL__2PRFIN20021130_153705_000000602011_00369_03930_2114.N1	30-NOV-2002 15:37:05	Bright	59.500	13	87Alp Tau	0.86700	3800.0	119	3930	No
310	GOM_NL__2PRFIN20021130_153842_000000402011_00369_03930_2115.N1	30-NOV-2002 15:38:42	Bright	40.000	146	25Eta Tau	2.8730	15200.	80	3930	No
311	GOM_NL__2PRFIN20021130_154105_000000412011_00369_03930_2116.N1	30-NOV-2002 15:41:05	Bright	40.500	150	44Zet Per	2.8900	28000.	81	3930	No
312	GOM_NL__2PRFIN20021130_154317_000000382011_00369_03930_2117.N1	30-NOV-2002 15:43:17	Bright	38.000	79	26Bet Per	2.3100	13100.	76	3930	No
313	GOM_NL__2PRFIN20021130_154531_000000392011_00369_03930_2118.N1	30-NOV-2002 15:45:31	Bright	38.500	175	39Del Per	3.0100	19400.	77	3930	No
314	GOM_NL__2PRFIN20021130_154650_000000392011_00369_03930_2119.N1	30-NOV-2002 15:46:50	Bright	39.000	160	23Gam Per	2.9300	4700.0	78	3930	No
315	GOM_NL__2PRFIN20021130_154908_000000372011_00369_03930_2120.N1	30-NOV-2002 15:49:08	Bright	37.000	110	37Del Cas	2.6780	8900.0	74	3930	No
316	GOM_NL__2PRFIN20021130_155653_000000382011_00369_03930_2121.N1	30-NOV-2002 15:56:53	Bright	38.000	49	1Alp UMi	1.9900	6300.0	76	3930	No
317	GOM_NL__2PRFIN20021130_160131_000000422011_00369_03930_2122.N1	30-NOV-2002 16:01:31	Bright	41.500	60	7Bet UMi	2.0810	3950.0	83	3930	No
318	GOM_NL__2PRFIN20021130_160336_000000482011_00369_03930_2123.N1	30-NOV-2002 16:03:36	Bright	48.000	36	50Alp UMa	1.8000	6300.0	96	3930	No
319	GOM_NL__2PRFIN20021130_160512_000000462011_00369_03930_2124.N1	30-NOV-2002 16:05:12	Bright	45.500	82	48Bet UMa	2.3650	10600.	91	3930	No
320	GOM_NL__2PRFIN20021130_160647_000000402011_00369_03930_2125.N1	30-NOV-2002 16:06:47	Bright	39.500	32	77Eps UMa	1.7630	11000.	79	3930	No
321	GOM_NL__2PRFIN20021130_160849_000000372011_00369_03930_2126.N1	30-NOV-2002 16:08:49	Bright	36.500	39	85Eta UMa	1.8540	24000.	73	3930	No
322	GOM_NL__2PRFIN20021130_161143_000000362011_00369_03930_2127.N1	30-NOV-2002 16:11:43	Bright	35.500	180	27Gam Boo	3.0400	8000.0	71	3930	No
323	GOM_NL__2PRFIN20021130_161444_000000362011_00369_03930_2128.N1	30-NOV-2002 16:14:44	Bright	36.000	83		2.3780	11000.	72	3930	No
324	GOM_NL__2PRFIN20021130_161715_000000372011_00369_03930_2129.N1	30-NOV-2002 16:17:15	Bright	37.000	3	16Alp Boo	-0.050000	4250.0	74	3930	No
325	GOM_NL__2PRFIN20021130_162047_000000702011_00369_03930_2130.N1	30-NOV-2002 16:20:47	Bright	70.000	96	68Del Leo	2.5600	9300.0	140	3930	No
326	GOM_NL__2PRFIN20021130_162506_000000562011_00369_03930_2131.N1	30-NOV-2002 16:25:06	Bright	56.000	121	29Gam Vir	2.7400	7200.0	112	3930	No
327	GOM_NL__2PRFIN20021130_162636_000000542011_00369_03930_2132.N1	30-NOV-2002 16:26:36	Bright	54.000	15	67Alp Vir	0.97600	28000.	108	3930	No
328	GOM_NL__2PRFIN20021130_162951_000000492011_00369_03930_2133.N1	30-NOV-2002 16:29:51	Tw_i_and_stray	48.500	163	7Del Crv	2.9450	11000.	97	3930	No
329	GOM_NL__2PRFIN20021130_163129_000000502011_00369_03930_2134.N1	30-NOV-2002 16:31:29	Twilight	49.500	106	9Bet Crv	2.6480	5600.0	99	3930	No
330	GOM_NL__2PRFIN20021130_163330_000000432011_00369_03930_2135.N1	30-NOV-2002 16:33:30	Dark	42.500	123	lot Cen	2.7500	10200.	85	3930	No
331	GOM_NL__2PRFIN20021130_163735_000000392011_00369_03930_2136.N1	30-NOV-2002 16:37:35	Dark	39.000	77	Eps Cen	2.3030	28000.	78	3930	No
332	GOM_NL__2PRFIN20021130_163914_000000452011_00369_03930_2137.N1	30-NOV-2002 16:39:14	Dark	44.500	10	Bet Cen	0.61000	28000.	89	3930	No
333	GOM_NL__2PRFIN20021130_164109_000000472011_00370_03931_1856.N1	30-NOV-2002 16:41:09	Dark	47.000	12	Alp1Cru	0.77500	30000.	94	3931	No
334	GOM_NL__2PRFIN20021130_164350_000000372011_00370_03931_1857.N1	30-NOV-2002 16:43:50	Dark	37.000	124	The Car	2.7640	30000.	74	3931	No
335	GOM_NL__2PRFIN20021130_164829_000000572011_00370_03931_1858.N1	30-NOV-2002 16:48:29	Dark	57.000	41	Eps Car	1.8600	4100.0	114	3931	No
336	GOM_NL__2PRFIN20021130_165026_000000532011_00370_03931_1859.N1	30-NOV-2002 16:50:26	Dark	52.500	34	Gam2Vel	1.7930	23000.	105	3931	No
337	GOM_NL__2PRFIN20021130_165351_000000542011_00370_03931_1860.N1	30-NOV-2002 16:53:51	Dark	53.500	2	Alp Car	-0.73600	7000.0	107	3931	No



338	GOM_NL__2PRFIN20021130_165541_000000652011_00370_03931_1861.N1	30-NOV-2002 16:55:41	Dark	64.500	117	Pi Pup	2.7060	3800.0	129	3931	No
339	GOM_NL__2PRFIN20021130_165929_000000722011_00370_03931_1862.N1	30-NOV-2002 16:59:29	Dark	71.500	23	21Eps CMa	1.5020	26000.	143	3931	No
340	GOM_NL__2PRFIN20021130_170139_000000772011_00370_03931_1863.N1	30-NOV-2002 17:01:39	Straylight	76.500	179	24Omi2CMa	3.0320	24000.	153	3931	No
341	GOM_NL__2PRFIN20021130_170558_000001042011_00370_03931_1864.N1	30-NOV-2002 17:05:58	Straylight	104.00	1	9Alp CMa	-1.4400	11000.	208	3931	No
342	GOM_NL__2PRFIN20021130_170941_000000692011_00370_03931_1865.N1	30-NOV-2002 17:09:41	Straylight	69.000	7	19Bet Ori	0.10000	14000.	138	3931	No
343	GOM_NL__2PRFIN20021130_171245_000000672011_00370_03931_1866.N1	30-NOV-2002 17:12:45	Twilight_and_stray	66.500	30	46Eps Ori	1.6940	30000.	133	3931	No
344	GOM_NL__2PRFIN20021130_171529_000000612011_00370_03931_1867.N1	30-NOV-2002 17:15:29	Twilight_and_stray	61.000	27	24Gam Ori	1.6360	26000.	122	3931	No
345	GOM_NL__2PRFIN20021130_171742_000000552011_00370_03931_1868.N1	30-NOV-2002 17:17:42	Bright	55.000	13	87Alp Tau	0.86700	3800.0	110	3931	No
346	GOM_NL__2PRFIN20021130_171918_000000402011_00370_03931_1869.N1	30-NOV-2002 17:19:18	Bright	39.500	146	25Eta Tau	2.8730	15200.	79	3931	No
347	GOM_NL__2PRFIN20021130_172140_000000412011_00370_03931_1870.N1	30-NOV-2002 17:21:40	Bright	41.000	150	44Zet Per	2.8900	28000.	82	3931	No
348	GOM_NL__2PRFIN20021130_172351_000000422011_00370_03931_1871.N1	30-NOV-2002 17:23:51	Bright	41.500	79	26Bet Per	2.3100	13100.	83	3931	No
349	GOM_NL__2PRFIN20021130_172606_000000392011_00370_03931_1872.N1	30-NOV-2002 17:26:06	Bright	39.000	175	39Del Per	3.0100	19400.	78	3931	No
350	GOM_NL__2PRFIN20021130_172725_000000382011_00370_03931_1873.N1	30-NOV-2002 17:27:25	Bright	38.000	160	23Gam Per	2.9300	4700.0	76	3931	No
351	GOM_NL__2PRFIN20021130_172945_000000372011_00370_03931_1874.N1	30-NOV-2002 17:29:45	Bright	36.500	110	37Del Cas	2.6780	8900.0	73	3931	No
352	GOM_NL__2PRFIN20021130_173729_000000382011_00370_03931_1875.N1	30-NOV-2002 17:37:29	Bright	37.500	49	1Alp UMi	1.9900	6300.0	75	3931	No
353	GOM_NL__2PRFIN20021130_174209_000000392011_00370_03931_1876.N1	30-NOV-2002 17:42:09	Bright	39.000	60	7Bet UMi	2.0810	3950.0	78	3931	No
354	GOM_NL__2PRFIN20021130_174411_000000462011_00370_03931_1877.N1	30-NOV-2002 17:44:11	Bright	45.500	36	50Alp UMa	1.8000	6300.0	91	3931	No
355	GOM_NL__2PRFIN20021130_174547_000000482011_00370_03931_1878.N1	30-NOV-2002 17:45:47	Bright	47.500	82	48Bet UMa	2.3650	10600.	95	3931	No
356	GOM_NL__2PRFIN20021130_174723_000000422011_00370_03931_1879.N1	30-NOV-2002 17:47:23	Bright	41.500	32	77Eps UMa	1.7630	11000.	83	3931	No
357	GOM_NL__2PRFIN20021130_174926_000000392011_00370_03931_1880.N1	30-NOV-2002 17:49:26	Bright	38.500	39	85Eta UMa	1.8540	24000.	77	3931	No
358	GOM_NL__2PRFIN20021130_175521_000000372011_00370_03931_1881.N1	30-NOV-2002 17:55:21	Bright	37.000	83		2.3780	11000.	74	3931	No
359	GOM_NL__2PRFIN20021130_175752_000000362011_00370_03931_1882.N1	30-NOV-2002 17:57:52	Bright	36.000	3	16Alp Boo	-0.050000	4250.0	72	3931	No
360	GOM_NL__2PRFIN20021130_180124_000000722011_00370_03931_1883.N1	30-NOV-2002 18:01:24	Bright	72.000	96	68Del Leo	2.5600	9300.0	144	3931	No
361	GOM_NL__2PRFIN20021130_180543_000000432011_00370_03931_1884.N1	30-NOV-2002 18:05:43	Bright	43.000	121	29Gam Vir	2.7400	7200.0	86	3931	No
362	GOM_NL__2PRFIN20021130_180712_000000542011_00370_03931_1885.N1	30-NOV-2002 18:07:12	Bright	54.000	15	67Alp Vir	0.97600	28000.	108	3931	No
363	GOM_NL__2PRFIN20021130_181028_000000462011_00370_03931_1886.N1	30-NOV-2002 18:10:28	Twilight_and_stray	45.500	163	7Del Crv	2.9450	11000.	91	3931	No
364	GOM_NL__2PRFIN20021130_181206_000000442011_00370_03931_1887.N1	30-NOV-2002 18:12:06	Twilight	43.500	106	9Bet Crv	2.6480	5600.0	87	3931	No
365	GOM_NL__2PRFIN20021130_181407_000000402011_00370_03931_1888.N1	30-NOV-2002 18:14:07	Dark	40.000	123	10t Cen	2.7500	10200.	80	3931	No
366	GOM_NL__2PRFIN20021130_181811_000000412011_00370_03931_1889.N1	30-NOV-2002 18:18:11	Dark	41.000	77	Eps Cen	2.3030	28000.	82	3931	No
367	GOM_NL__2PRFIN20021130_181950_000000432011_00370_03931_1890.N1	30-NOV-2002 18:19:50	Dark	43.000	10	Bet Cen	0.61000	28000.	86	3931	No
368	GOM_NL__2PRFIN20021130_182145_000000462011_00371_03932_1856.N1	30-NOV-2002 18:21:45	Dark	45.500	12	Alp1Cru	0.77500	30000.	91	3932	No
369	GOM_NL__2PRFIN20021130_182426_000000392011_00371_03932_1857.N1	30-NOV-2002 18:24:26	Dark	39.000	124	The Car	2.7640	30000.	78	3932	No
370	GOM_NL__2PRFIN20021130_182905_000000502011_00371_03932_1858.N1	30-NOV-2002 18:29:05	Dark	50.000	41	Eps Car	1.8600	4100.0	100	3932	No
371	GOM_NL__2PRFIN20021130_183103_000000552011_00371_03932_1859.N1	30-NOV-2002 18:31:03	Dark	54.500	34	Gam2Vel	1.7930	23000.	109	3932	No
372	GOM_NL__2PRFIN20021130_183428_000000492011_00371_03932_1860.N1	30-NOV-2002 18:34:28	Dark	49.000	2	Alp Car	-0.73600	7000.0	98	3932	No
373	GOM_NL__2PRFIN20021130_183617_000000632011_00371_03932_1861.N1	30-NOV-2002 18:36:17	Dark	62.500	117	Pi Pup	2.7060	3800.0	125	3932	No
374	GOM_NL__2PRFIN20021130_184006_000000742011_00371_03932_1862.N1	30-NOV-2002 18:40:06	Dark	73.500	23	21Eps CMa	1.5020	26000.	147	3932	No
375	GOM_NL__2PRFIN20021130_184216_000000762011_00371_03932_1863.N1	30-NOV-2002 18:42:16	Straylight	75.500	179	24Omi2CMa	3.0320	24000.	151	3932	No
376	GOM_NL__2PRFIN20021130_184634_000000952011_00371_03932_1864.N1	30-NOV-2002 18:46:34	Straylight	94.500	1	9Alp CMa	-1.4400	11000.	189	3932	No
377	GOM_NL__2PRFIN20021130_185016_000000692011_00371_03932_1865.N1	30-NOV-2002 18:50:16	Straylight	69.000	7	19Bet Ori	0.10000	14000.	138	3932	No
378	GOM_NL__2PRFIN20021130_185320_000000692011_00371_03932_1866.N1	30-NOV-2002 18:53:20	Twilight_and_stray	69.000	30	46Eps Ori	1.6940	30000.	138	3932	No
379	GOM_NL__2PRFIN20021130_185604_000000662011_00371_03932_1867.N1	30-NOV-2002 18:56:04	Twilight_and_stray	66.000	27	24Gam Ori	1.6360	26000.	132	3932	No
380	GOM_NL__2PRFIN20021130_185818_000000572011_00371_03932_1868.N1	30-NOV-2002 18:58:18	Bright	56.500	13	87Alp Tau	0.86700	3800.0	113	3932	No
381	GOM_NL__2PRFIN20021130_185953_000000402011_00371_03932_1869.N1	30-NOV-2002 18:59:53	Bright	40.000	146	25Eta Tau	2.8730	15200.	80	3932	No
382	GOM_NL__2PRFIN20021130_190216_000000412011_00371_03932_1870.N1	30-NOV-2002 19:02:16	Bright	40.500	150	44Zet Per	2.8900	28000.	81	3932	No
383	GOM_NL__2PRFIN20021130_190429_000000392011_00371_03932_1871.N1	30-NOV-2002 19:04:29	Bright	38.500	79	26Bet Per	2.3100	13100.	77	3932	No
384	GOM_NL__2PRFIN20021130_190643_000000382011_00371_03932_1872.N1	30-NOV-2002 19:06:43	Bright	38.000	175	39Del Per	3.0100	19400.	76	3932	No
385	GOM_NL__2PRFIN20021130_190802_000000402011_00371_03932_1873.N1	30-NOV-2002 19:08:02	Bright	39.500	160	23Gam Per	2.9300	4700.0	79	3932	No
386	GOM_NL__2PRFIN20021130_191021_000000362011_00371_03932_1874.N1	30-NOV-2002 19:10:21	Bright	36.000	110	37Del Cas	2.6780	8900.0	72	3932	No
387	GOM_NL__2PRFIN20021130_191805_000000392011_00371_03932_1875.N1	30-NOV-2002 19:18:05	Bright	38.500	49	1Alp UMi	1.9900	6300.0	77	3932	No
388	GOM_NL__2PRFIN20021130_192245_000000362011_00371_03932_1876.N1	30-NOV-2002 19:22:45	Bright	35.500	60	7Bet UMi	2.0810	3950.0	71	3932	No
389	GOM_NL__2PRFIN20021130_192446_000000472011_00371_03932_1877.N1	30-NOV-2002 19:24:46	Bright	47.000	36	50Alp UMa	1.8000	6300.0	94	3932	No
390	GOM_NL__2PRFIN20021130_192621_000000492011_00371_03932_1878.N1	30-NOV-2002 19:26:21	Bright	48.500	82	48Bet UMa	2.3650	10600.	97	3932	No
391	GOM_NL__2PRFIN20021130_192759_000000402011_00371_03932_1879.N1	30-NOV-2002 19:27:59	Bright	40.000	32	77Eps UMa	1.7630	11000.	80	3932	No
392	GOM_NL__2PRFIN20021130_193002_000000462011_00371_03932_1880.N1	30-NOV-2002 19:30:02	Bright	45.500	39	85Eta UMa	1.8540	24000.	91	3932	No
393	GOM_NL__2PRFIN20021130_193255_000000372011_00371_03932_1881.N1	30-NOV-2002 19:32:55	Bright	37.000	180	27Gam Boo	3.0400	8000.0	74	3932	No
394	GOM_NL__2PRFIN20021130_193557_000000362011_00371_03932_1882.N1	30-NOV-2002 19:35:57	Bright	35.500	83		2.3780	11000.	71	3932	No
395	GOM_NL__2PRFIN20021130_193828_000000372011_00371_03932_1883.N1	30-NOV-2002 19:38:28	Bright	36.500	3	16Alp Boo	-0.050000	4250.0	73	3932	No
396	GOM_NL__2PRFIN20021130_194200_000000772011_00371_03932_1884.N1	30-NOV-2002 19:42:00	Bright	76.500	96	68Del Leo	2.5600	9300.0	153	3932	No



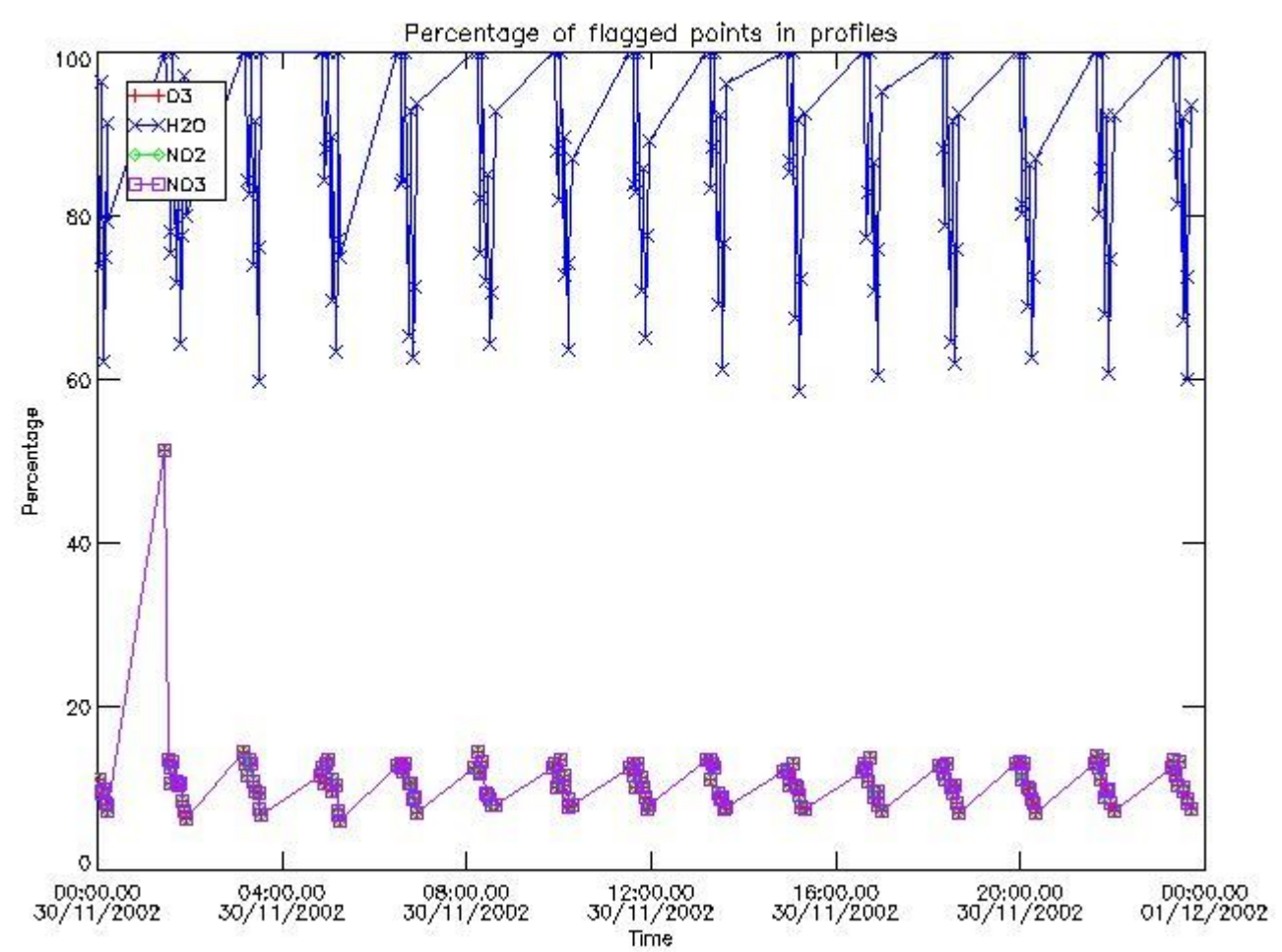
397	GOM_NL__2PRFIN20021130_194619_000000452011_00371_03932_1885.N1	30-NOV-2002 19:46:19	Bright	45.000	121	29Gam Vir	2.7400	7200.0	90	3932	No
398	GOM_NL__2PRFIN20021130_194748_000000502011_00371_03932_1886.N1	30-NOV-2002 19:47:48	Bright	49.500	15	67Alp Vir	0.97600	28000.	99	3932	No
399	GOM_NL__2PRFIN20021130_195102_000000482011_00371_03932_1887.N1	30-NOV-2002 19:51:02	Twilight	47.500	163	7Del Crv	2.9450	11000.	95	3932	No
400	GOM_NL__2PRFIN20021130_195242_000000462011_00371_03932_1888.N1	30-NOV-2002 19:52:42	Twilight	45.500	106	9Bet Crv	2.6480	5600.0	91	3932	No
401	GOM_NL__2PRFIN20021130_195443_000000402011_00371_03932_1889.N1	30-NOV-2002 19:54:43	Dark	39.500	123	1ot Cen	2.7500	10200.	79	3932	No
402	GOM_NL__2PRFIN20021130_195847_000000392011_00371_03932_1890.N1	30-NOV-2002 19:58:47	Dark	38.500	77	Eps Cen	2.3030	28000.	77	3932	No
403	GOM_NL__2PRFIN20021130_200026_000000462011_00371_03932_1891.N1	30-NOV-2002 20:00:26	Dark	46.000	10	Bet Cen	0.61000	28000.	92	3932	No
404	GOM_NL__2PRFIN20021130_200221_000000442011_00372_03933_1856.N1	30-NOV-2002 20:02:21	Dark	43.500	12	Alp1Cru	0.77500	30000.	87	3933	No
405	GOM_NL__2PRFIN20021130_200503_000000402011_00372_03933_1857.N1	30-NOV-2002 20:05:03	Dark	39.500	124	The Car	2.7640	30000.	79	3933	No
406	GOM_NL__2PRFIN20021130_200942_000000512011_00372_03933_1858.N1	30-NOV-2002 20:09:42	Dark	50.500	41	Eps Car	1.8600	4100.0	101	3933	No
407	GOM_NL__2PRFIN20021130_201139_000000512011_00372_03933_1859.N1	30-NOV-2002 20:11:39	Dark	51.000	34	Gam2Vel	1.7930	23000.	102	3933	No
408	GOM_NL__2PRFIN20021130_201504_000000582011_00372_03933_1860.N1	30-NOV-2002 20:15:04	Dark	58.000	2	Alp Car	-0.73600	7000.0	116	3933	No
409	GOM_NL__2PRFIN20021130_201654_000000632011_00372_03933_1861.N1	30-NOV-2002 20:16:54	Dark	62.500	117	Pi Pup	2.7060	3800.0	125	3933	No
410	GOM_NL__2PRFIN20021130_202041_000000742011_00372_03933_1862.N1	30-NOV-2002 20:20:41	Dark	73.500	23	21Eps CMa	1.5020	26000.	147	3933	No
411	GOM_NL__2PRFIN20021130_202253_000000742011_00372_03933_1863.N1	30-NOV-2002 20:22:53	Straylight	74.000	179	24Omi2CMa	3.0320	24000.	148	3933	No
412	GOM_NL__2PRFIN20021130_202707_000000962011_00372_03933_1864.N1	30-NOV-2002 20:27:07	Straylight	96.000	1	9Alp CMa	-1.4400	11000.	192	3933	No
413	GOM_NL__2PRFIN20021130_203052_000000692011_00372_03933_1865.N1	30-NOV-2002 20:30:52	Straylight	69.000	7	19Bet Ori	0.10000	14000.	138	3933	No
414	GOM_NL__2PRFIN20021130_203356_000000632011_00372_03933_1866.N1	30-NOV-2002 20:33:56	Twilight	63.000	30	46Eps Ori	1.6940	30000.	126	3933	No
415	GOM_NL__2PRFIN20021130_203640_000000662011_00372_03933_1867.N1	30-NOV-2002 20:36:40	Twilight	66.000	27	24Gam Ori	1.6360	26000.	132	3933	No
416	GOM_NL__2PRFIN20021130_203851_000000592011_00372_03933_1868.N1	30-NOV-2002 20:38:51	Bright	59.000	13	87Alp Tau	0.86700	3800.0	118	3933	No
417	GOM_NL__2PRFIN20021130_204029_000000402011_00372_03933_1869.N1	30-NOV-2002 20:40:29	Bright	40.000	146	25Eta Tau	2.8730	15200.	80	3933	No
418	GOM_NL__2PRFIN20021130_204252_000000412011_00372_03933_1870.N1	30-NOV-2002 20:42:52	Bright	40.500	150	44Zet Per	2.8900	28000.	81	3933	No
419	GOM_NL__2PRFIN20021130_204503_000000412011_00372_03933_1871.N1	30-NOV-2002 20:45:03	Bright	40.500	79	26Bet Per	2.3100	13100.	81	3933	No
420	GOM_NL__2PRFIN20021130_204718_000000392011_00372_03933_1872.N1	30-NOV-2002 20:47:18	Bright	38.500	175	39Del Per	3.0100	19400.	77	3933	No
421	GOM_NL__2PRFIN20021130_204837_000000392011_00372_03933_1873.N1	30-NOV-2002 20:48:37	Bright	39.000	160	23Gam Per	2.9300	4700.0	78	3933	No
422	GOM_NL__2PRFIN20021130_205058_000000362011_00372_03933_1874.N1	30-NOV-2002 20:50:58	Bright	36.000	110	37Del Cas	2.6780	8900.0	72	3933	No
423	GOM_NL__2PRFIN20021130_205841_000000392011_00372_03933_1875.N1	30-NOV-2002 20:58:41	Bright	38.500	49	1Alp UMi	1.9900	6300.0	77	3933	No
424	GOM_NL__2PRFIN20021130_210322_000000342011_00372_03933_1876.N1	30-NOV-2002 21:03:22	Bright	34.000	60	7Bet UMi	2.0810	3950.0	68	3933	No
425	GOM_NL__2PRFIN20021130_210522_000000472011_00372_03933_1877.N1	30-NOV-2002 21:05:22	Bright	46.500	36	50Alp UMa	1.8000	6300.0	93	3933	No
426	GOM_NL__2PRFIN20021130_210659_000000492011_00372_03933_1878.N1	30-NOV-2002 21:06:59	Bright	49.000	82	48Bet UMa	2.3650	10600.	98	3933	No
427	GOM_NL__2PRFIN20021130_210835_000000422011_00372_03933_1879.N1	30-NOV-2002 21:08:35	Bright	41.500	32	77Eps UMa	1.7630	11000.	83	3933	No
428	GOM_NL__2PRFIN20021130_211038_000000402011_00372_03933_1880.N1	30-NOV-2002 21:10:38	Bright	39.500	39	85Eta UMa	1.8540	24000.	79	3933	No
429	GOM_NL__2PRFIN20021130_211331_000000362011_00372_03933_1881.N1	30-NOV-2002 21:13:31	Bright	35.500	180	27Gam Boo	3.0400	8000.0	71	3933	No
430	GOM_NL__2PRFIN20021130_211633_000000352011_00372_03933_1882.N1	30-NOV-2002 21:16:33	Bright	34.500	83		2.3780	11000.	69	3933	No
431	GOM_NL__2PRFIN20021130_211904_000000372011_00372_03933_1883.N1	30-NOV-2002 21:19:04	Bright	37.000	3	16Alp Boo	-0.050000	4250.0	74	3933	No
432	GOM_NL__2PRFIN20021130_212237_000000732011_00372_03933_1884.N1	30-NOV-2002 21:22:37	Bright	73.000	96	68Del Leo	2.5600	9300.0	146	3933	No
433	GOM_NL__2PRFIN20021130_212656_000000612011_00372_03933_1885.N1	30-NOV-2002 21:26:56	Bright	61.000	121	29Gam Vir	2.7400	7200.0	122	3933	No
434	GOM_NL__2PRFIN20021130_212824_000000542011_00372_03933_1886.N1	30-NOV-2002 21:28:24	Bright	54.000	15	67Alp Vir	0.97600	28000.	108	3933	No
435	GOM_NL__2PRFIN20021130_213140_000000472011_00372_03933_1887.N1	30-NOV-2002 21:31:40	Twilight	47.000	163	7Del Crv	2.9450	11000.	94	3933	No
436	GOM_NL__2PRFIN20021130_213318_000000462011_00372_03933_1888.N1	30-NOV-2002 21:33:18	Twilight	46.000	106	9Bet Crv	2.6480	5600.0	92	3933	No
437	GOM_NL__2PRFIN20021130_213520_000000402011_00372_03933_1889.N1	30-NOV-2002 21:35:20	Dark	39.500	123	1ot Cen	2.7500	10200.	79	3933	No
438	GOM_NL__2PRFIN20021130_213923_000000372011_00372_03933_1890.N1	30-NOV-2002 21:39:23	Dark	36.500	77	Eps Cen	2.3030	28000.	73	3933	No
439	GOM_NL__2PRFIN20021130_214102_000000412011_00372_03933_1891.N1	30-NOV-2002 21:41:02	Dark	41.000	10	Bet Cen	0.61000	28000.	82	3933	No
440	GOM_NL__2PRFIN20021130_214258_000000462011_00373_03934_1857.N1	30-NOV-2002 21:42:58	Dark	46.000	12	Alp1Cru	0.77500	30000.	92	3934	No
441	GOM_NL__2PRFIN20021130_214540_000000382011_00373_03934_1858.N1	30-NOV-2002 21:45:40	Dark	38.000	124	The Car	2.7640	30000.	76	3934	No
442	GOM_NL__2PRFIN20021130_215017_000000572011_00373_03934_1859.N1	30-NOV-2002 21:50:17	Dark	56.500	41	Eps Car	1.8600	4100.0	113	3934	No
443	GOM_NL__2PRFIN20021130_215216_000000532011_00373_03934_1860.N1	30-NOV-2002 21:52:16	Dark	52.500	34	Gam2Vel	1.7930	23000.	105	3934	No
444	GOM_NL__2PRFIN20021130_215540_000000522011_00373_03934_1861.N1	30-NOV-2002 21:55:40	Dark	51.500	2	Alp Car	-0.73600	7000.0	103	3934	No
445	GOM_NL__2PRFIN20021130_215730_000000672011_00373_03934_1862.N1	30-NOV-2002 21:57:30	Dark	67.000	117	Pi Pup	2.7060	3800.0	134	3934	No
446	GOM_NL__2PRFIN20021130_220119_000000722011_00373_03934_1863.N1	30-NOV-2002 22:01:19	Dark	71.500	23	21Eps CMa	1.5020	26000.	143	3934	No
447	GOM_NL__2PRFIN20021130_220330_000000742011_00373_03934_1864.N1	30-NOV-2002 22:03:30	Straylight	74.000	179	24Omi2CMa	3.0320	24000.	148	3934	No
448	GOM_NL__2PRFIN20021130_220746_000001102011_00373_03934_1865.N1	30-NOV-2002 22:07:46	Straylight	110.00	1	9Alp CMa	-1.4400	11000.	220	3934	No
449	GOM_NL__2PRFIN20021130_221128_000000632011_00373_03934_1866.N1	30-NOV-2002 22:11:28	Straylight	62.500	7	19Bet Ori	0.10000	14000.	125	3934	No
450	GOM_NL__2PRFIN20021130_221432_000000682011_00373_03934_1867.N1	30-NOV-2002 22:14:32	Twilight	67.500	30	46Eps Ori	1.6940	30000.	135	3934	No
451	GOM_NL__2PRFIN20021130_221715_000000652011_00373_03934_1868.N1	30-NOV-2002 22:17:15	Twilight	65.000	27	24Gam Ori	1.6360	26000.	130	3934	No
452	GOM_NL__2PRFIN20021130_221929_000000562011_00373_03934_1869.N1	30-NOV-2002 22:19:29	Bright	55.500	13	87Alp Tau	0.86700	3800.0	111	3934	No
453	GOM_NL__2PRFIN20021130_222103_000000422011_00373_03934_1870.N1	30-NOV-2002 22:21:03	Bright	42.000	146	25Eta Tau	2.8730	15200.	84	3934	No
454	GOM_NL__2PRFIN20021130_222327_000000422011_00373_03934_1871.N1	30-NOV-2002 22:23:27	Bright	42.000	150	44Zet Per	2.8900	28000.	84	3934	No
455	GOM_NL__2PRFIN20021130_222540_000000402011_00373_03934_1872.N1	30-NOV-2002 22:25:40	Bright	40.000	79	26Bet Per	2.3100	13100.	80	3934	No

456	GOM_NL__2PRFIN20021130_222754_000000392011_00373_03934_1873.N1	30-NOV-2002 22:27:54	Bright	39.000	175	39Del Per	3.0100	19400.	78	3934	No
457	GOM_NL__2PRFIN20021130_222913_000000402011_00373_03934_1874.N1	30-NOV-2002 22:29:13	Bright	40.000	160	23Gam Per	2.9300	4700.0	80	3934	No
458	GOM_NL__2PRFIN20021130_223134_000000372011_00373_03934_1875.N1	30-NOV-2002 22:31:34	Bright	36.500	110	37Del Cas	2.6780	8900.0	73	3934	No
459	GOM_NL__2PRFIN20021130_223917_000000352011_00373_03934_1876.N1	30-NOV-2002 22:39:17	Bright	34.500	49	1Alp UMi	1.9900	6300.0	69	3934	No
460	GOM_NL__2PRFIN20021130_224357_000000392011_00373_03934_1877.N1	30-NOV-2002 22:43:57	Bright	38.500	60	7Bet UMi	2.0810	3950.0	77	3934	No
461	GOM_NL__2PRFIN20021130_224558_000000472011_00373_03934_1878.N1	30-NOV-2002 22:45:58	Bright	46.500	36	50Alp UMa	1.8000	6300.0	93	3934	No
462	GOM_NL__2PRFIN20021130_224734_000000502011_00373_03934_1879.N1	30-NOV-2002 22:47:34	Bright	49.500	82	48Bet UMa	2.3650	10600.	99	3934	No
463	GOM_NL__2PRFIN20021130_224910_000000422011_00373_03934_1880.N1	30-NOV-2002 22:49:10	Bright	42.000	32	77Eps UMa	1.7630	11000.	84	3934	No
464	GOM_NL__2PRFIN20021130_225114_000000392011_00373_03934_1881.N1	30-NOV-2002 22:51:14	Bright	39.000	39	85Eta UMa	1.8540	24000.	78	3934	No
465	GOM_NL__2PRFIN20021130_225405_000000382011_00373_03934_1882.N1	30-NOV-2002 22:54:05	Bright	38.000	180	27Gam Boo	3.0400	8000.0	76	3934	No
466	GOM_NL__2PRFIN20021130_225710_000000372011_00373_03934_1883.N1	30-NOV-2002 22:57:10	Bright	36.500	83		2.3780	11000.	73	3934	No
467	GOM_NL__2PRFIN20021130_225940_000000372011_00373_03934_1884.N1	30-NOV-2002 22:59:40	Bright	36.500	3	16Alp Boo	-0.050000	4250.0	73	3934	No
468	GOM_NL__2PRFIN20021130_230314_000000742011_00373_03934_1885.N1	30-NOV-2002 23:03:14	Bright	74.000	96	68Del Leo	2.5600	9300.0	148	3934	No
469	GOM_NL__2PRFIN20021130_230732_000000612011_00373_03934_1886.N1	30-NOV-2002 23:07:32	Bright	61.000	121	29Gam Vir	2.7400	7200.0	122	3934	No
470	GOM_NL__2PRFIN20021130_230901_000000502011_00373_03934_1887.N1	30-NOV-2002 23:09:01	Bright	49.500	15	67Alp Vir	0.97600	28000.	99	3934	No
471	GOM_NL__2PRFIN20021130_231217_000000462011_00373_03934_1888.N1	30-NOV-2002 23:12:17	Twilight	46.000	163	7Del Crv	2.9450	11000.	92	3934	No
472	GOM_NL__2PRFIN20021130_231355_000000492011_00373_03934_1889.N1	30-NOV-2002 23:13:55	Twilight	48.500	106	9Bet Crv	2.6480	5600.0	97	3934	No
473	GOM_NL__2PRFIN20021130_231557_000000412011_00373_03934_1890.N1	30-NOV-2002 23:15:57	Dark	41.000	123	lot Cen	2.7500	10200.	82	3934	No
474	GOM_NL__2PRFIN20021130_231959_000000382011_00373_03934_1891.N1	30-NOV-2002 23:19:59	Dark	38.000	77	Eps Cen	2.3030	28000.	76	3934	No
475	GOM_NL__2PRFIN20021130_232138_000000442011_00373_03934_1892.N1	30-NOV-2002 23:21:38	Dark	44.000	10	Bet Cen	0.61000	28000.	88	3934	No
476	GOM_NL__2PRFIN20021130_232333_000000492011_00374_03935_1877.N1	30-NOV-2002 23:23:33	Dark	49.000	12	Alp1Cru	0.77500	30000.	98	3935	No
477	GOM_NL__2PRFIN20021130_232616_000000392011_00374_03935_1878.N1	30-NOV-2002 23:26:16	Dark	38.500	124	The Car	2.7640	30000.	77	3935	No
478	GOM_NL__2PRFIN20021130_233054_000000532011_00374_03935_1879.N1	30-NOV-2002 23:30:54	Dark	52.500	41	Eps Car	1.8600	4100.0	105	3935	No
479	GOM_NL__2PRFIN20021130_233253_000000512011_00374_03935_1880.N1	30-NOV-2002 23:32:53	Dark	50.500	34	Gam2Vel	1.7930	23000.	101	3935	No
480	GOM_NL__2PRFIN20021130_233617_000000582011_00374_03935_1881.N1	30-NOV-2002 23:36:17	Dark	58.000	2	Alp Car	-0.73600	7000.0	116	3935	No
481	GOM_NL__2PRFIN20021130_233807_000000632011_00374_03935_1882.N1	30-NOV-2002 23:38:07	Dark	62.500	117	Pi Pup	2.7060	3800.0	125	3935	No
482	GOM_NL__2PRFIN20021130_234156_000000692011_00374_03935_1883.N1	30-NOV-2002 23:41:56	Dark	69.000	23	21Eps CMa	1.5020	26000.	138	3935	No
483	GOM_NL__2PRFIN20021130_234406_000000752011_00374_03935_1884.N1	30-NOV-2002 23:44:06	Straylight	75.000	179	24Omi2CMa	3.0320	24000.	150	3935	No
484	GOM_NL__2PRFIN20021130_234756_000000732011_00374_03935_1885.N1	30-NOV-2002 23:47:56	Straylight	73.000	47	2Bet CMa	1.9760	28000.	146	3935	No
485	GOM_NL__2PRFIN20021130_235143_000000632011_00374_03935_1886.N1	30-NOV-2002 23:51:43	Straylight	63.000	56	53Kap Ori	2.0650	30000.	126	3935	No
486	GOM_NL__2PRFIN20021130_235507_000000652011_00374_03935_1887.N1	30-NOV-2002 23:55:07	Twilight	64.500	30	46Eps Ori	1.6940	30000.	129	3935	No
487	GOM_NL__2PRFIN20021130_235751_000000622011_00374_03935_1888.N1	30-NOV-2002 23:57:51	Twilight	62.000	27	24Gam Ori	1.6360	26000.	124	3935	No

### 3. Quality information per product

In this section it is plotted some information contained in the Quality Summary data set of the level 2 products. Only products in dark limb conditions and without errors (error flag in the MPH set to "0") are used.

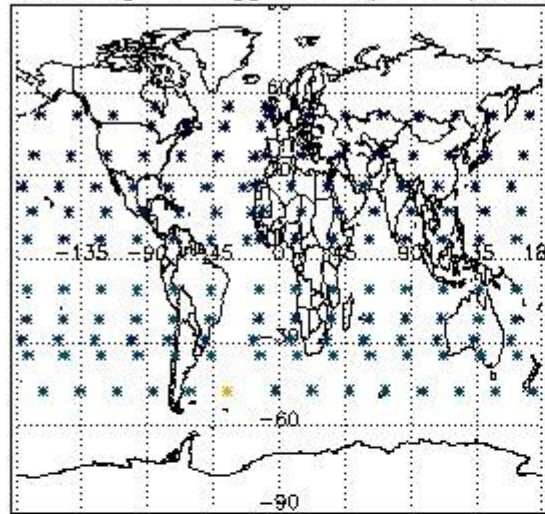
#### 3.1 Plot quality information per product (time dependant)



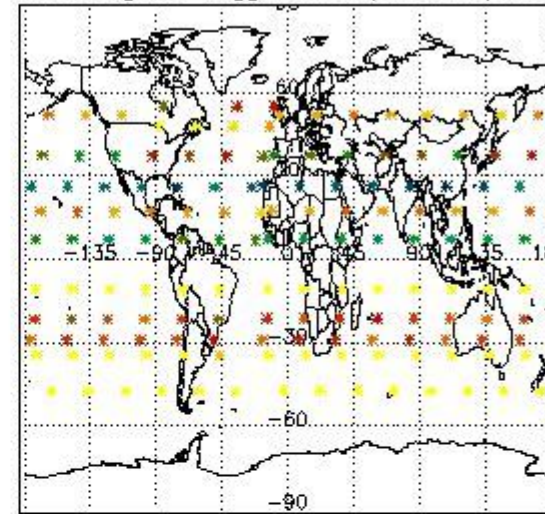
3.2 Plot quality information per product (world map)



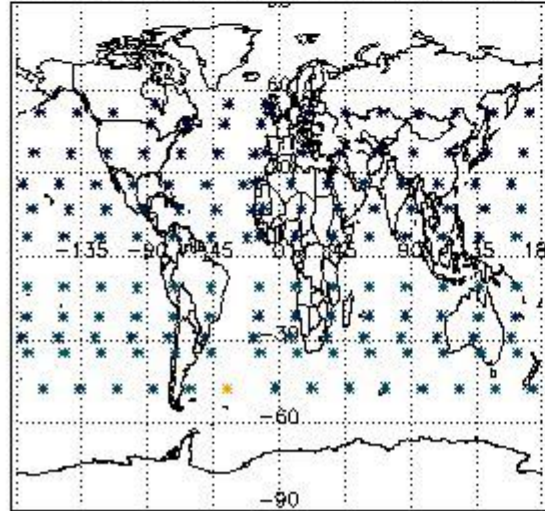
Percentage of flagged data per O3 profile



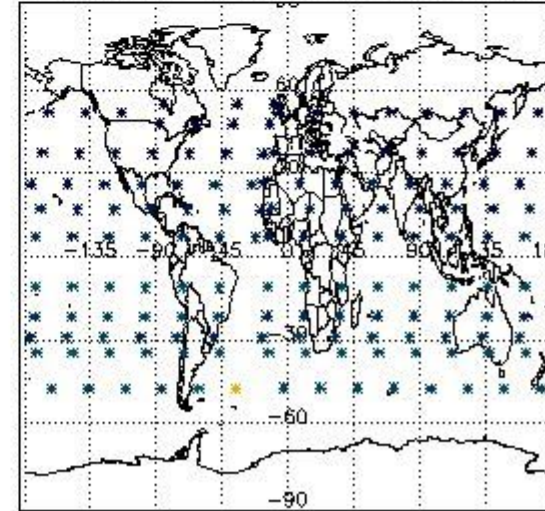
Percentage of flagged data per H2O profile



Percentage of flagged data per NO2 profile



Percentage of flagged data per NO3 profile

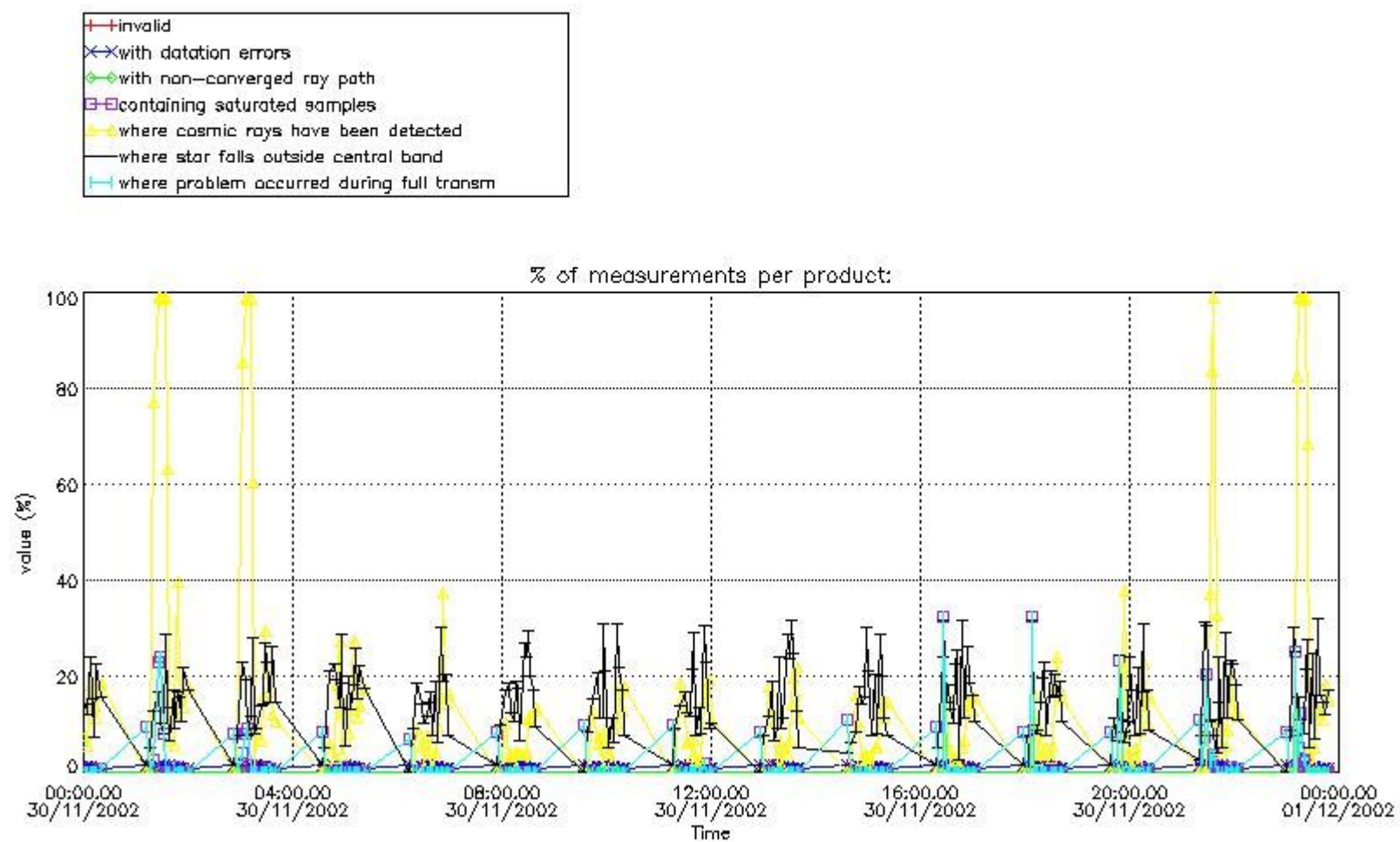


#### 4. Level 1 quality information per product

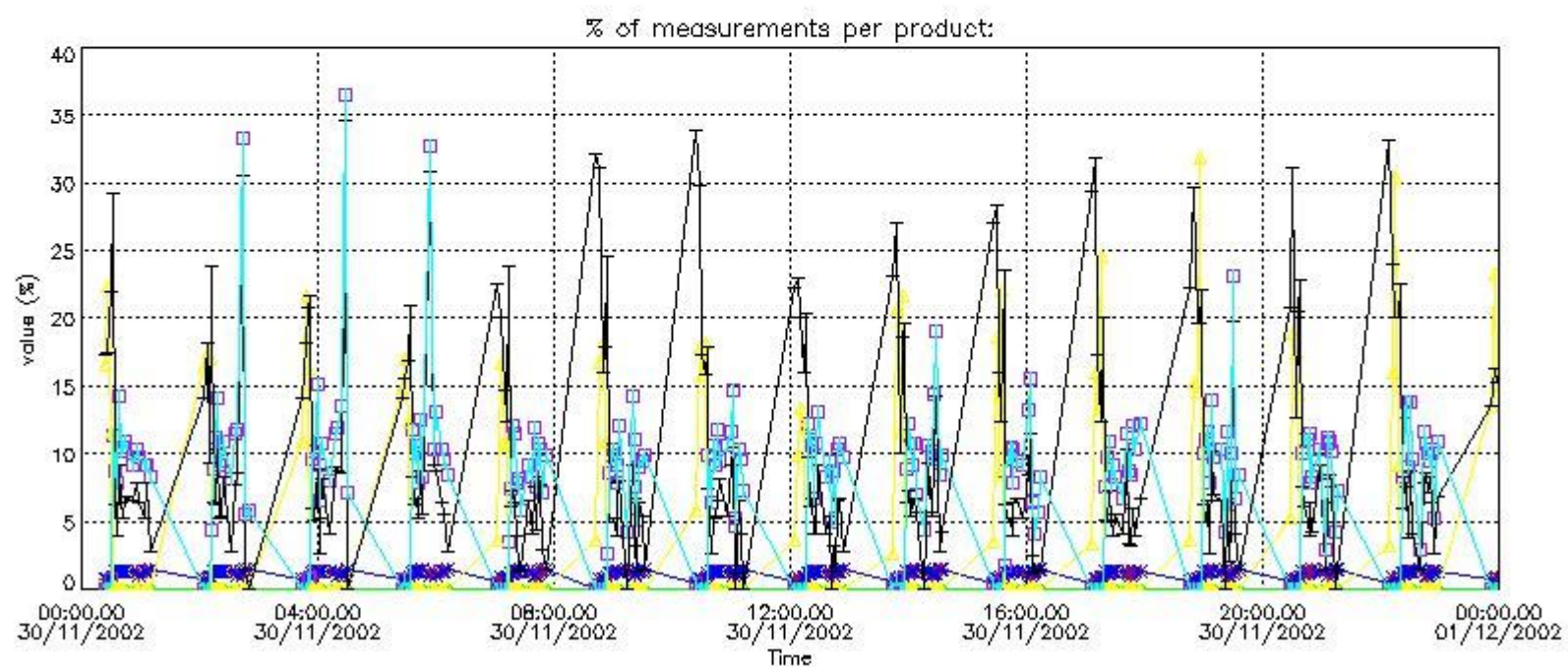
In this section it is plotted some information contained in the Quality Summary data set of the level 2 products that comes from the level 1b processing. Products without errors (error flag in the MPH set to "0") are used.

##### 4.1 Plot quality information per product (time dependant) coming from level 1b processing

###### 4.1.1 Plot level 1 quality information per product (time dependant): ENVISAT ASCENDING passes



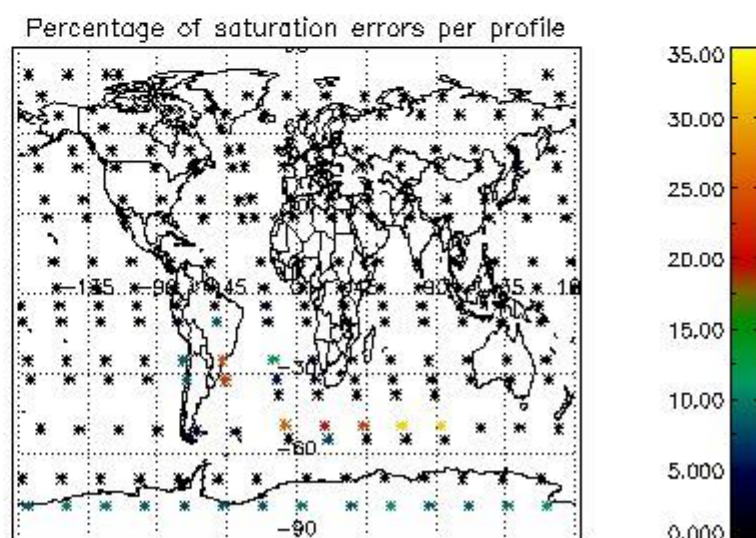
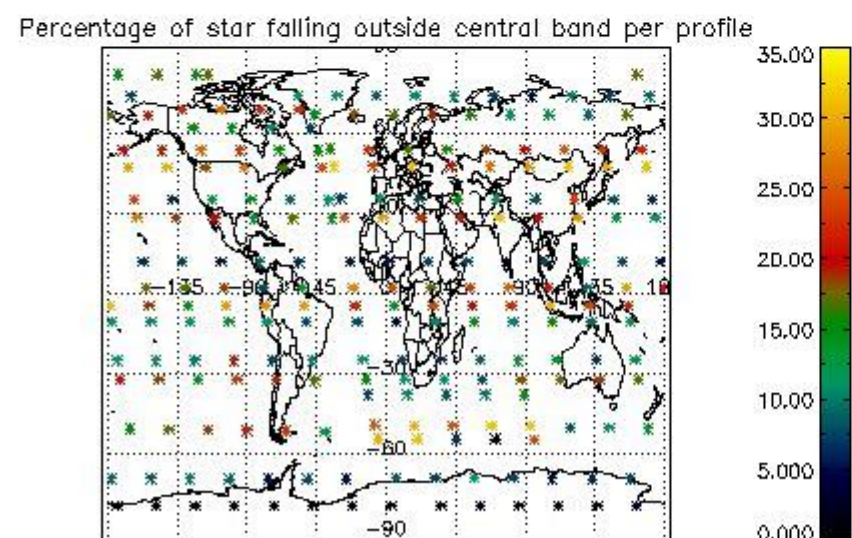
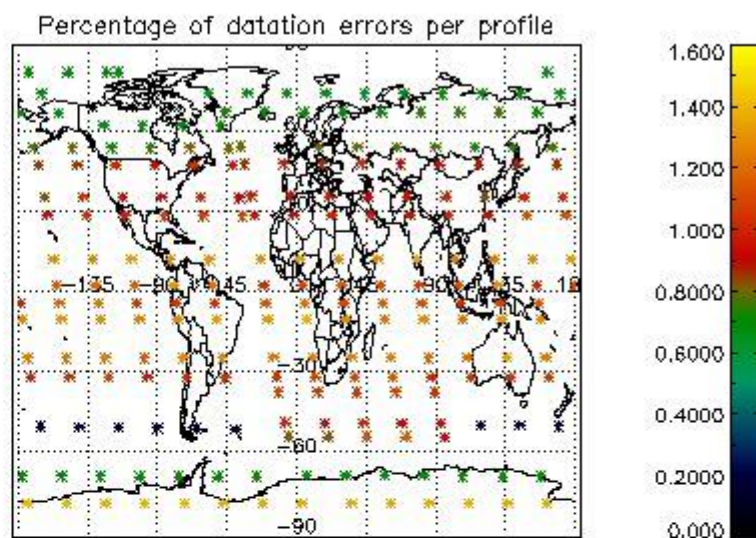
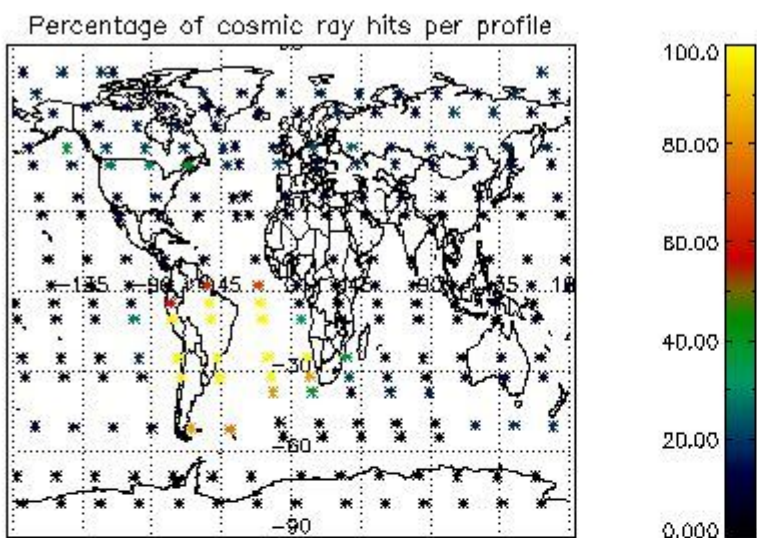
4.1.2 Plot level 1 quality information per product (time dependant): ENVI SAT DESCENDING passes



*4.2 Plot quality information per product coming from level 1b processing (world map)*

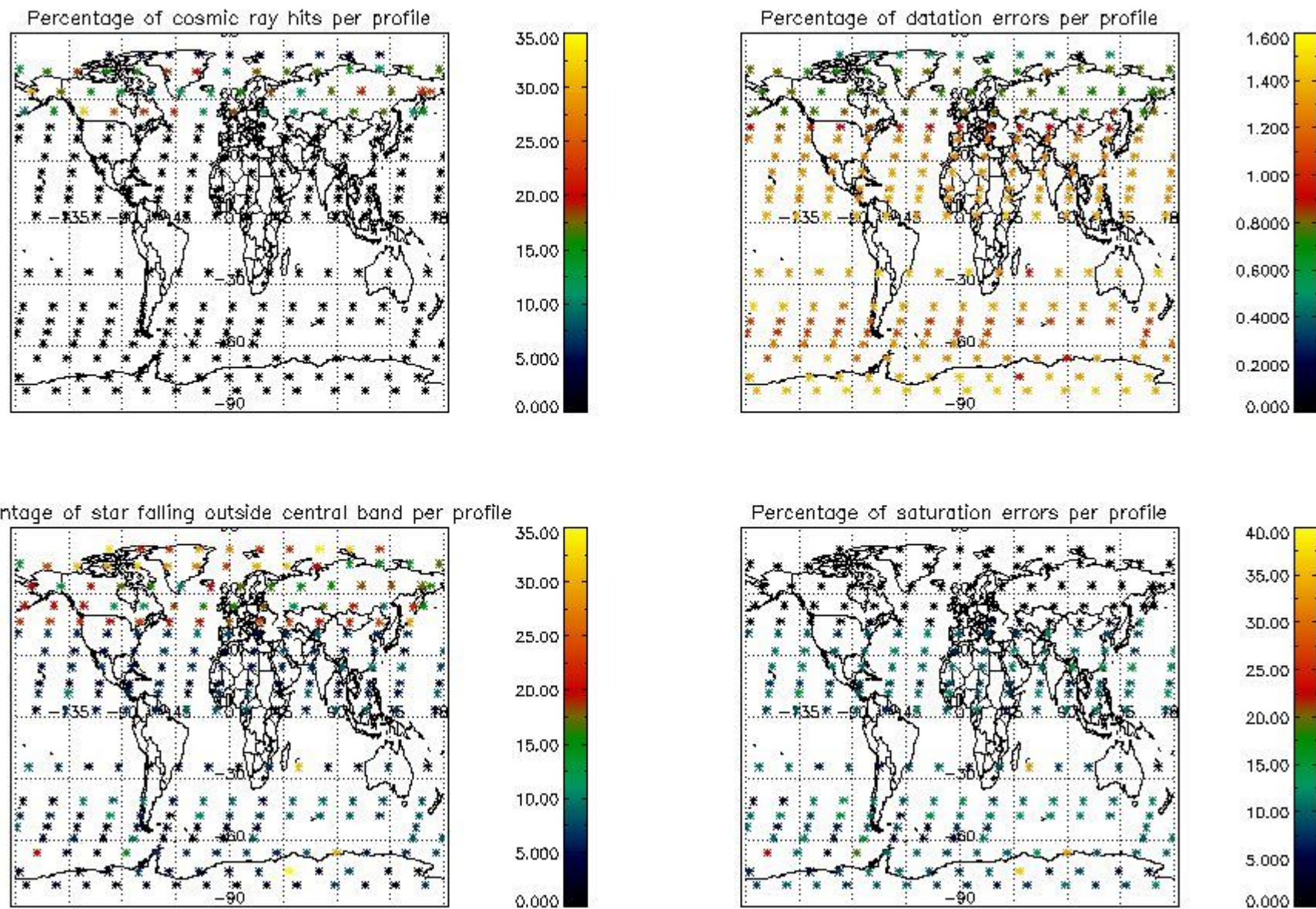
*4.2.1 Plot level 1 quality information per product (world map): ENVISAT ASCENDING passes*





4.2.2 Plot level 1 quality information per product (world map): ENVISAT DESCENDING passes





## 5. Trace gas profiles

### 5.1 Ozone statistics based on quality of products

The final quality of the products can be "measured" using the STD (Standard Deviation) attached to every point profile. This information is written to the parameter GOM\_NL\_\_2P/NL\_LOCAL\_SPECIES\_DENSITY/o3\_std of the level 2 products. The table below shows the statistics for given STD ranges.

The statistics are given with respect to the overall valid production:

- Products without fatal errors: GOM\_NL\_\_2P/MPH/PRODUCT\_ERR=0
- Valid point profile: GOM\_NL\_\_2P/NL\_LOCAL\_SPECIES\_DENSITY/pcd(0)=0

The 'Criteria' is applied to valid points of dark limb products:

- Products in dark limb illumination condition: GOM\_NL\_\_2P/NL\_SUMMARY\_QUALITY/obs\_ill\_cond=0
- Products without fatal errors: GOM\_NL\_\_2P/MPH/PRODUCT\_ERR=0
- Valid point profile: GOM\_NL\_\_2P/NL\_LOCAL\_SPECIES\_DENSITY/pcd(0)=0

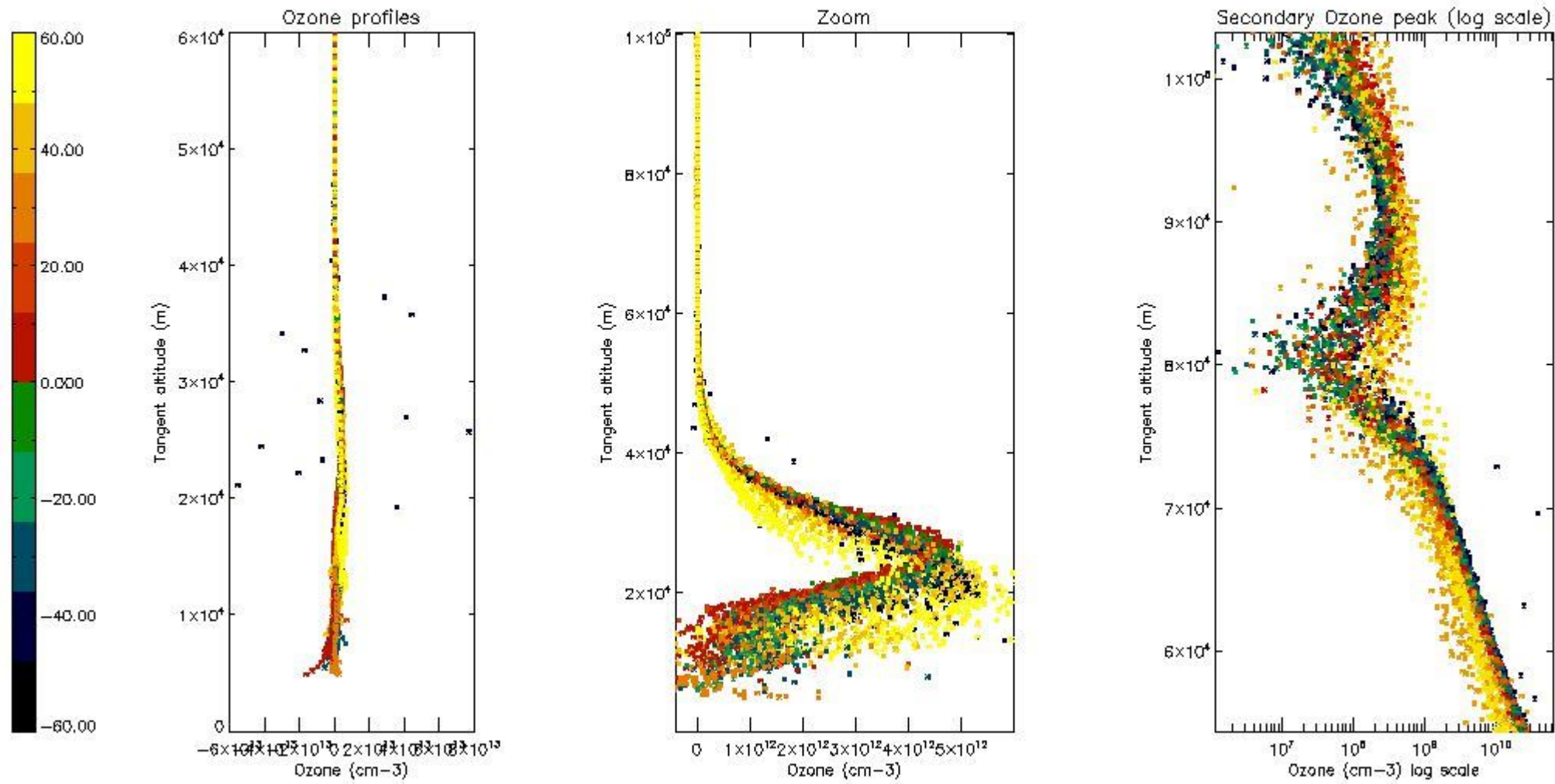
So, the table below shows the percentage of dark limb and valid observations for each criteria with respect to the overall valid daily observations.

Criteria	% of total production
All STD	29
STD < 20	19

STD < 10	16
STD < 5	13

5.2 Plot ozone profiles for all STD (dark without errors)

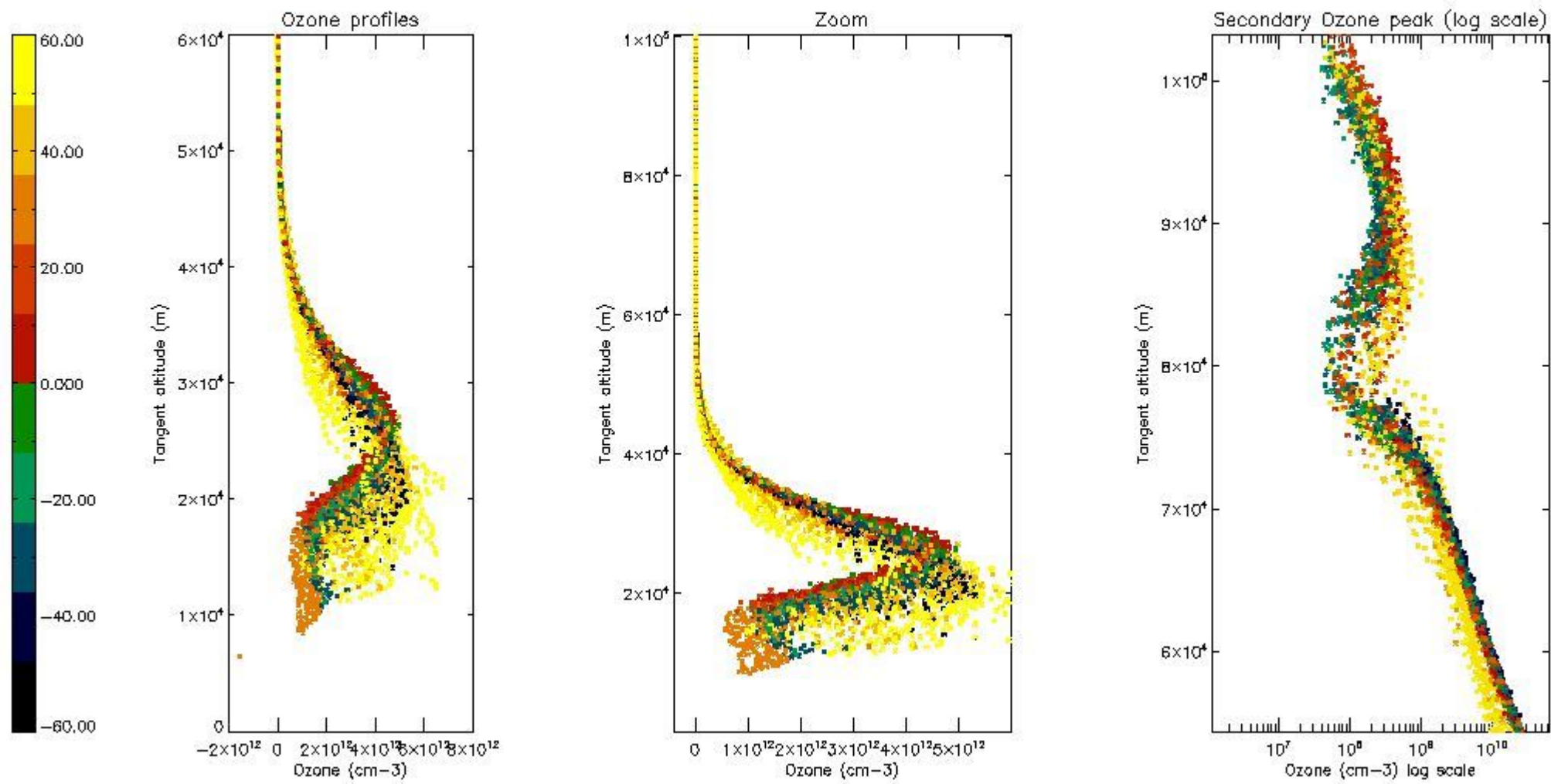
The colorbar represents the latitude.



5.3 Plot ozone profiles where STD < 20% (dark without errors)

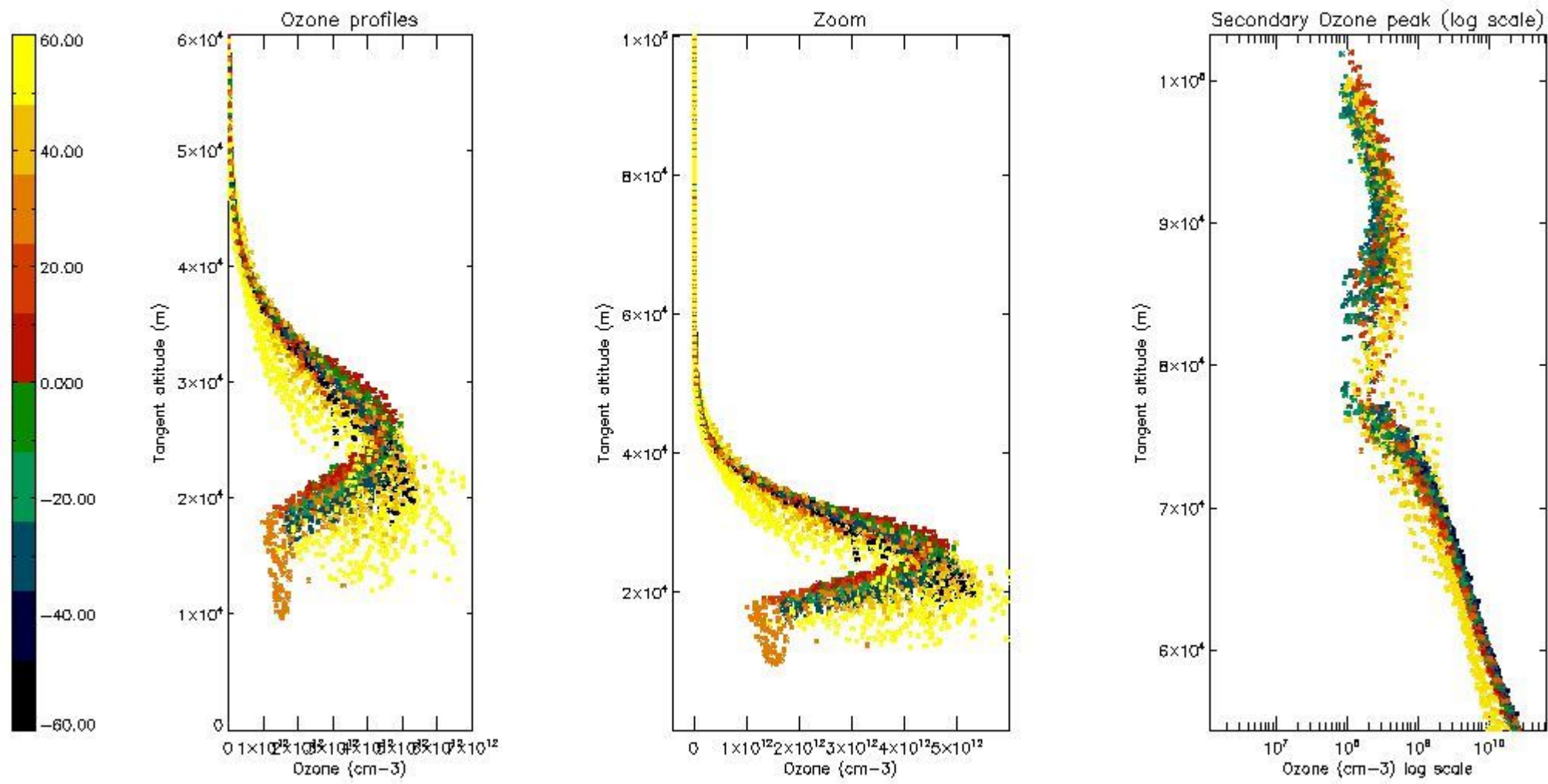
The colorbar represents the latitude.





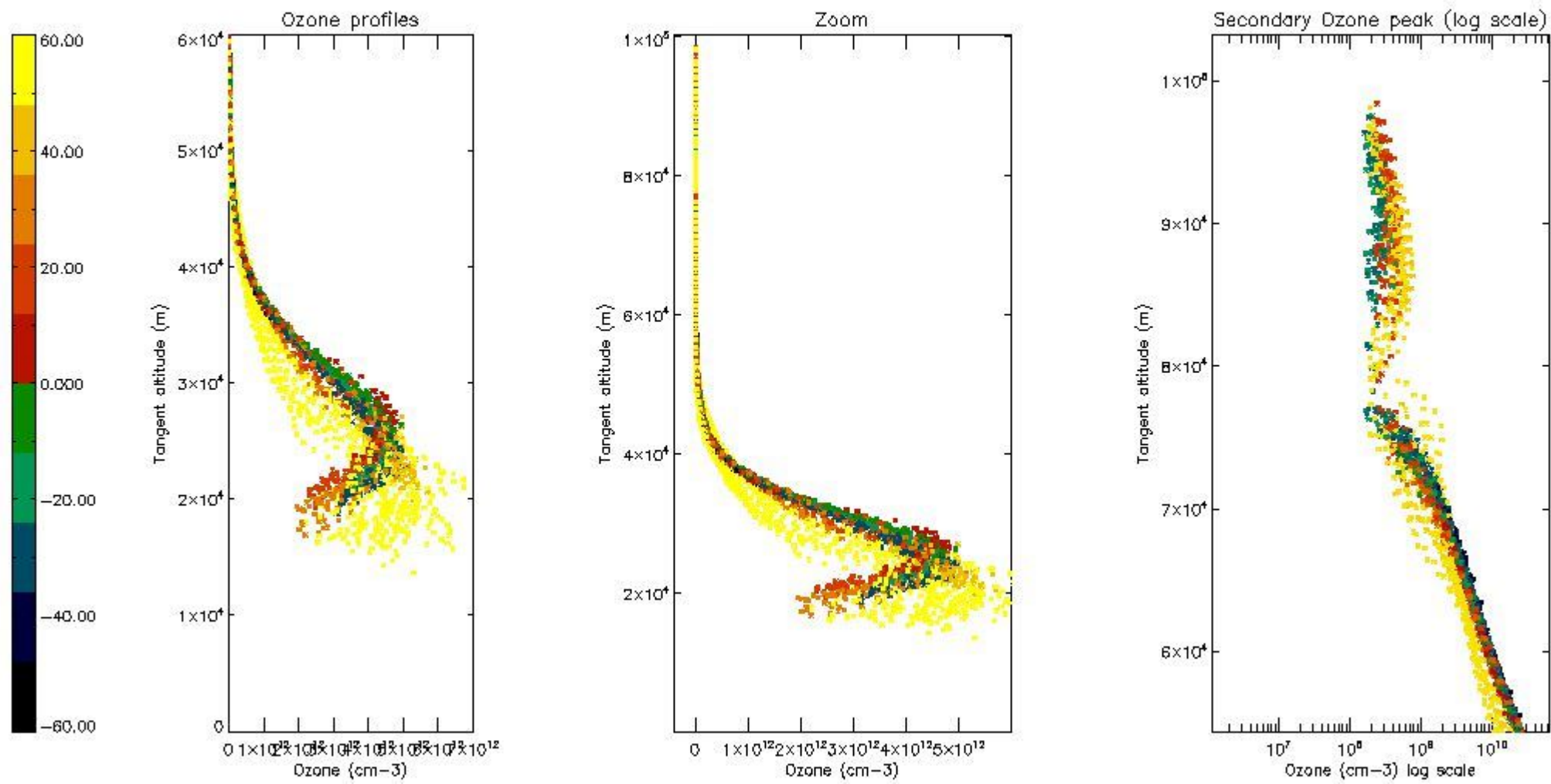
*5.4 Plot ozone profiles where STD < 10% (dark without errors)*

The colorbar represents the latitude.



*5.5 Plot ozone profiles where STD < 5% (dark without errors)*

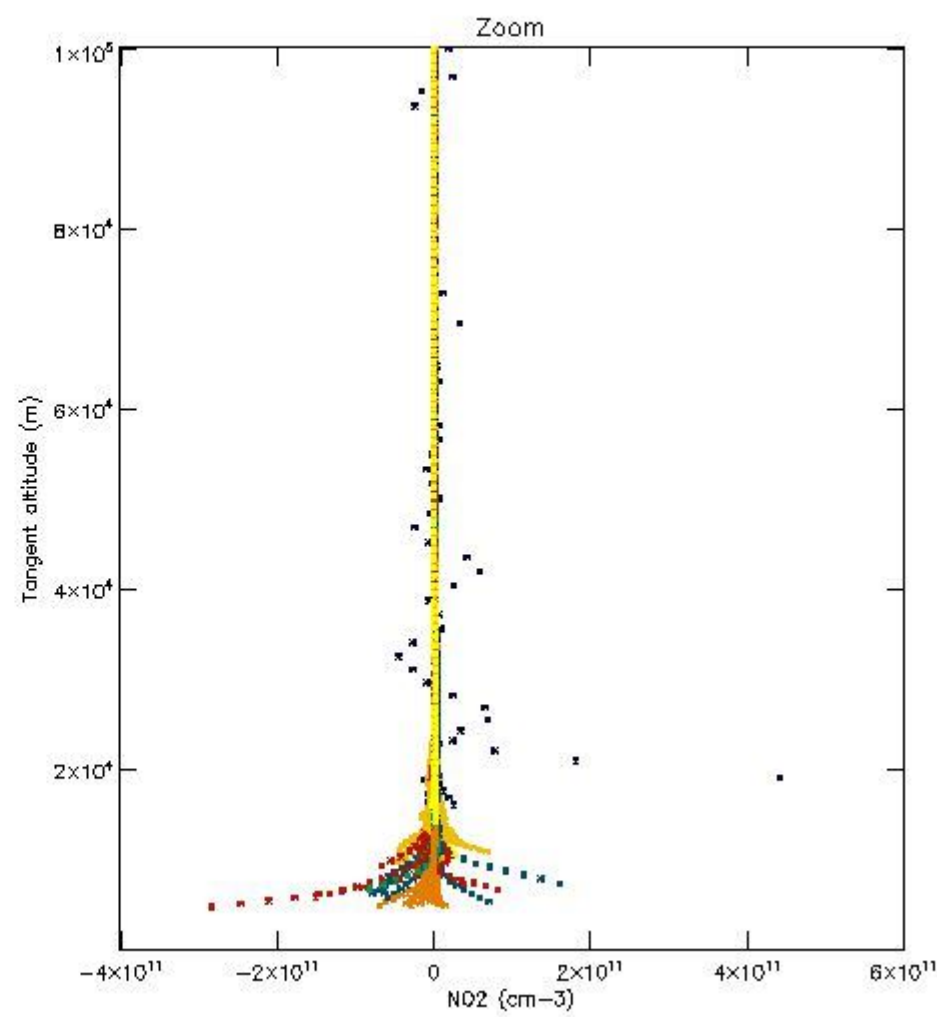
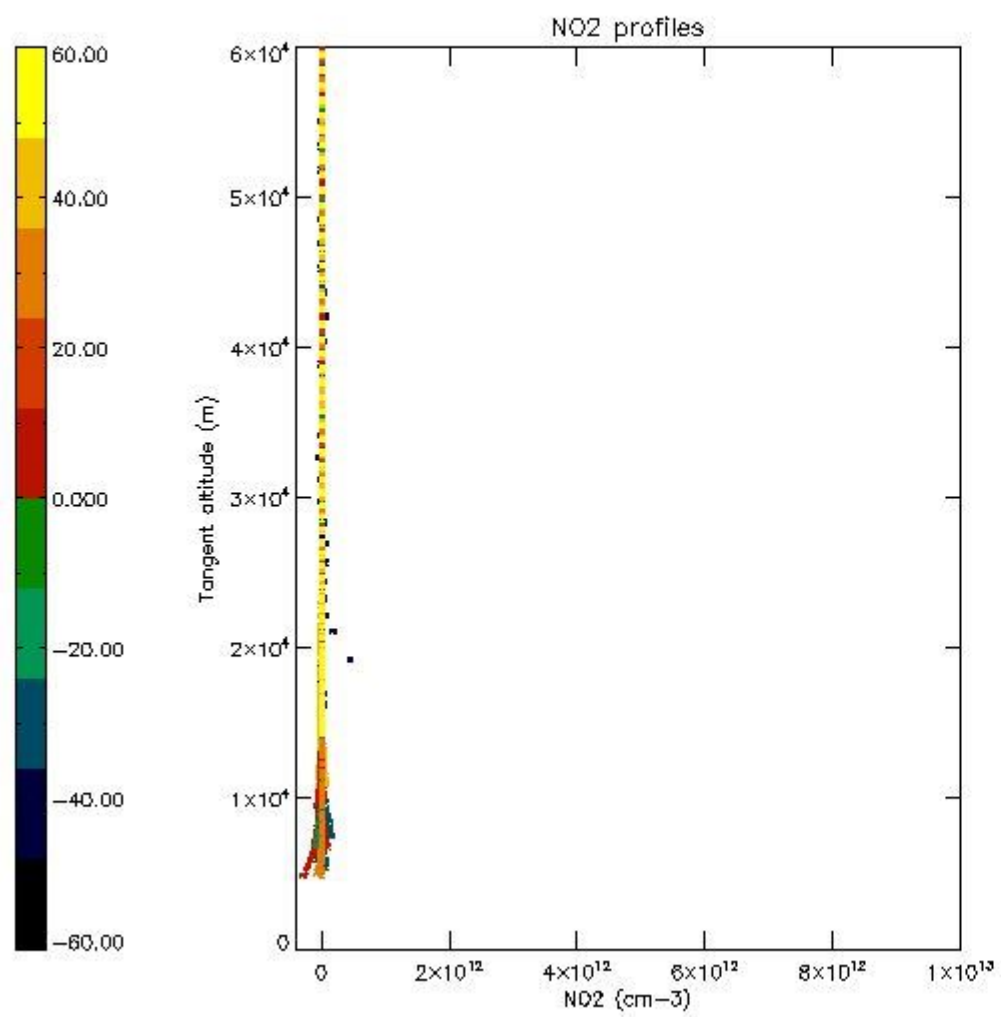
The colorbar represents the latitude.



*5.6 Plot NO<sub>2</sub> profiles for all STD (dark without errors)*

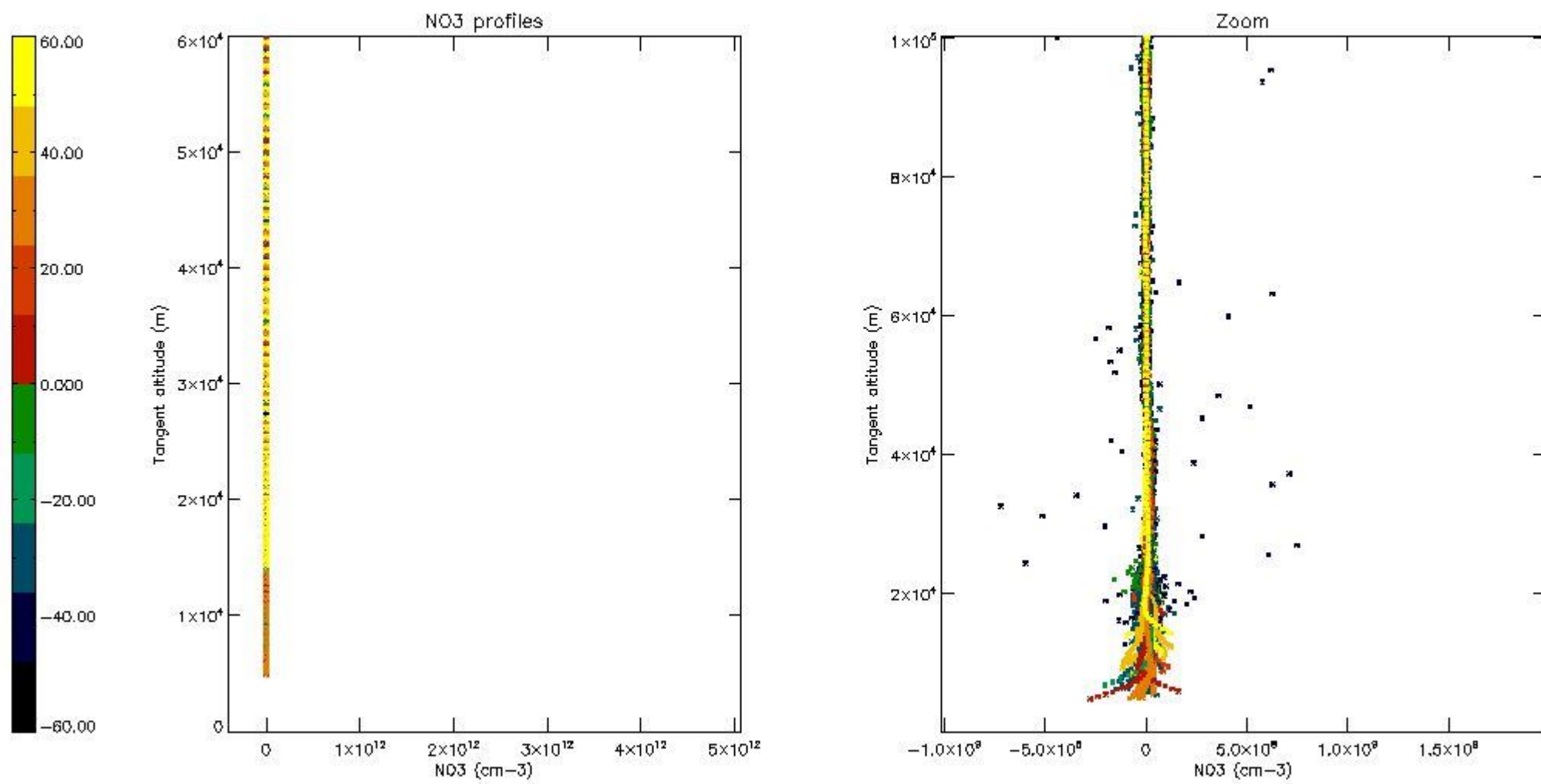
The colorbar represents the latitude.





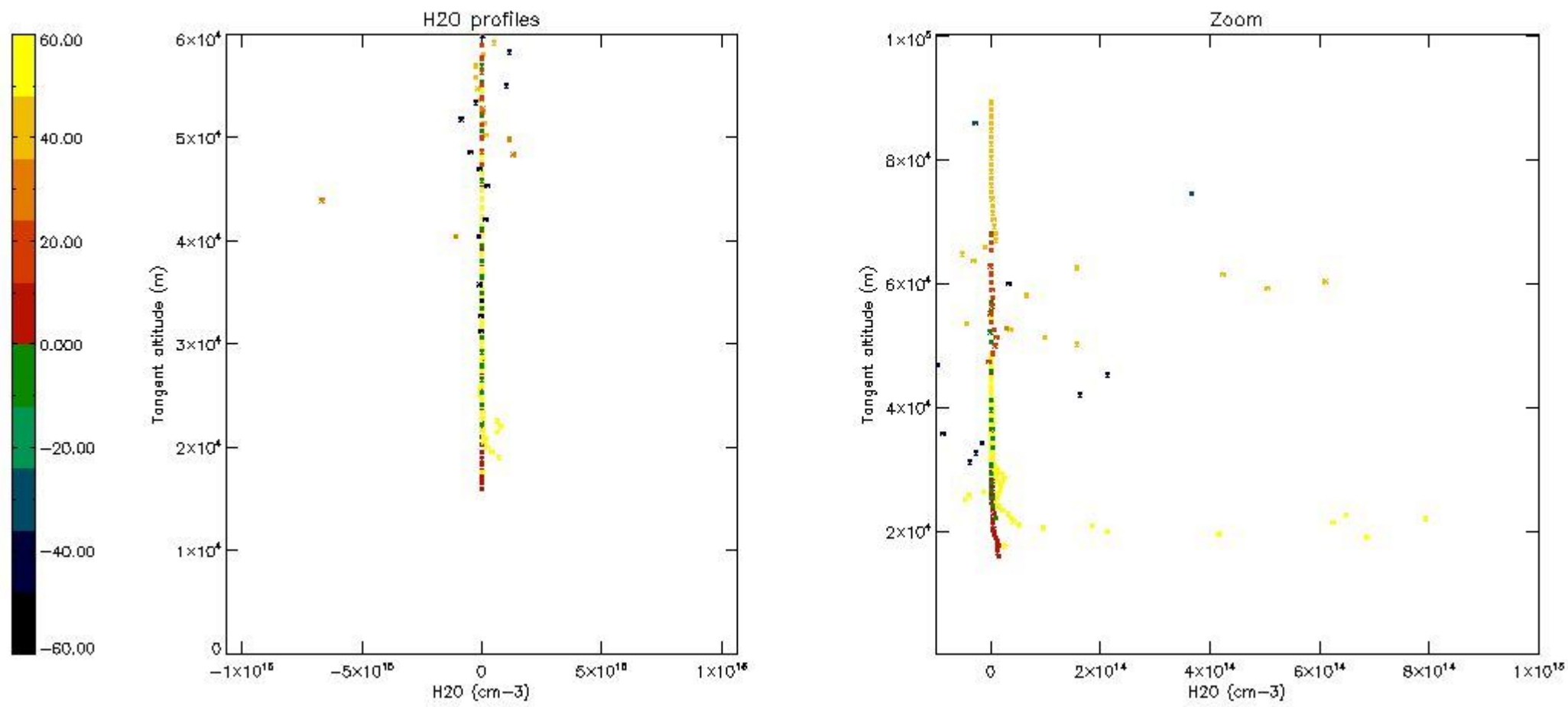
*5.7 Plot NO3 profiles for all STD (dark without errors)*

The colorbar represents the latitude.



5.8 Plot H<sub>2</sub>O profiles for all STD (only for occultations of stars 1,2,3,4,13,14,16,26,63 dark without errors)

The colorbar represents the latitude.



## 6. Auxiliary Data Files used for the production reported in section 2

The number reported in the third column indicates since which file (see list in section 2) the corresponding auxiliary file has been used. The fourth column is the date of those product files.

Type	Auxiliary Filename	Used since product	Used since product date
INST_PHYS_CHARACTERISTICS	GOM_INS_AXNIEC20050627_150440_20020301_000000_20100101_000000	1	30-NOV-2002 00:02:23
LEVEL-2_PROC_CONFIG	GOM_PR2_AXVIEC20091111_152718_20020301_000000_20500101_000000	1	30-NOV-2002 00:02:23
CROSS_SECTIONS_FILE	GOM_CRS_AXVIEC20091111_154832_20020301_000000_20500101_000000	1	30-NOV-2002 00:02:23



# GOMOS Level 2 Daily Report

## SUMMARY

### [1. General Info](#)

### [2. Summary of processed GOM\\_NL\\_2P products](#)

### [3. Level 2 Quality information per product](#)

#### [3.1 Plot of level 2 quality information per product \(time dependant\)](#)

#### [3.2 Plot of level 2 quality information per product \(world map\)](#)

### [4. Level 1 Quality information per product \(stored on level 2 products\)](#)

#### [4.1 Plot of level 1 quality information per product \(time dependant\)](#)

##### [4.1.1 Plot of level 1 quality information per product \(time dependant\): ASCENDING](#)

##### [4.1.2 Plot of level 1 quality information per product \(time dependant\): DESCENDING](#)

#### [4.2 Plot of level 1 quality information per product \(world map\)](#)

##### [4.2.1 Plot of level 1 quality information per product \(world map\): ASCENDING](#)

##### [4.2.2 Plot of level 1 quality information per product \(world map\): DESCENDING](#)

### [5. Ozone profiles based on quality statistics and other trace gas profiles](#)

#### [5.1 Ozone statistics based on quality of products](#)

#### [5.2 Plot ozone profiles for all STD \(dark without errors\)](#)

#### [5.3 Plot ozone profiles where STD < 20% \(dark without errors\)](#)

#### [5.4. Plot ozone profiles where STD < 10% \(dark without errors\)](#)

#### [5.5. Plot ozone profiles where STD < 5% \(dark without errors\)](#)

#### [5.6 Plot NO2 profiles for all STD \(dark without errors\)](#)

#### [5.7 Plot NO3 profiles for all STD \(dark without errors\)](#)

#### [5.8 Plot H2O profiles \(only for occultations of stars 1,2,3,4,13,14,16,26,63 dark without errors\) for all STD](#)

### [6. Auxiliary Data Files used for the production reported in section 2](#)

This report presents the daily analysis on parameters extracted from GOMOS level 2 data (GOM\_NL\_\_2P). It is intended to monitor some important parameters that will impact the quality of these products. A list of level 2 products (and content) that have arrived during the reporting day to the PCF is also given.

Item	Value
Time of report generation	17APR2013 20:41:30
Data source version	GOMOS/6.01
Start time of products	30-11-2002 (30NOV2002 00:00:00)
Stop time of products	01-12-2002 (01DEC2002 00:00:00)
Store outputs in DB	Yes
Nb of level 2 prods	487
Nb of prods with errors	0

## 2. Summary of processed GOM\_NL\_\_2P products.

Nr	Filename	UTC Start time	Limb	Duration	Star Id	Star Name	Star Mag	Star Temp	Nb Meas	Orbit	Prod. error
1	GOM_NL__2PRFIN20021130_000223_000000462011_00360_03921_9587.N1	30-NOV-2002 00:02:23	Dark	46.000	41	Eps Car	1.8600	4100.0	92	3921	No
2	GOM_NL__2PRFIN20021130_000416_000000552011_00360_03921_9588.N1	30-NOV-2002 00:04:16	Dark	54.500	34	Gam2Vel	1.7930	23000.	109	3921	No
3	GOM_NL__2PRFIN20021130_000746_000000522011_00360_03921_9589.N1	30-NOV-2002 00:07:46	Dark	52.000	2	Alp Car	-0.73600	7000.0	104	3921	No
4	GOM_NL__2PRFIN20021130_000932_000000632011_00360_03921_9590.N1	30-NOV-2002 00:09:32	Dark	62.500	117	Pi Pup	2.7060	3800.0	125	3921	No
5	GOM_NL__2PRFIN20021130_001158_000000702011_00360_03921_9591.N1	30-NOV-2002 00:11:58	Dark	69.500	88	31Eta CMa	2.4480	20000.	139	3921	No
6	GOM_NL__2PRFIN20021130_001405_000000842011_00360_03921_9592.N1	30-NOV-2002 00:14:05	Dark	84.000	37	25Del CMa	1.8300	5900.0	168	3921	No
7	GOM_NL__2PRFIN20021130_001930_000000742011_00360_03921_9593.N1	30-NOV-2002 00:19:30	Straylight	73.500	47	2Bet CMa	1.9760	28000.	147	3921	No
8	GOM_NL__2PRFIN20021130_002322_000000672011_00360_03921_9594.N1	30-NOV-2002 00:23:22	Straylight	66.500	56	53Kap Ori	2.0650	30000.	133	3921	No
9	GOM_NL__2PRFIN20021130_002637_000000692011_00360_03921_9595.N1	30-NOV-2002 00:26:37	Twilight	69.000	33	50Zet Ori	1.7660	30000.	138	3921	No
10	GOM_NL__2PRFIN20021130_002936_000000692011_00360_03921_9596.N1	30-NOV-2002 00:29:36	Twilight	68.500	27	24Gam Ori	1.6360	26000.	137	3921	No
11	GOM_NL__2PRFIN20021130_003147_000000622011_00360_03921_9597.N1	30-NOV-2002 00:31:47	Bright	61.500	13	87Alp Tau	0.86700	3800.0	123	3921	No
12	GOM_NL__2PRFIN20021130_003320_000000402011_00360_03921_9598.N1	30-NOV-2002 00:33:20	Bright	40.000	146	25Eta Tau	2.8730	15200.	80	3921	No
13	GOM_NL__2PRFIN20021130_003544_000000392011_00360_03921_9599.N1	30-NOV-2002 00:35:44	Bright	38.500	150	44Zet Per	2.8900	28000.	77	3921	No
14	GOM_NL__2PRFIN20021130_003755_000000392011_00360_03921_9600.N1	30-NOV-2002 00:37:55	Bright	38.500	79	26Bet Per	2.3100	13100.	77	3921	No
15	GOM_NL__2PRFIN20021130_004009_000000402011_00360_03921_9601.N1	30-NOV-2002 00:40:09	Bright	39.500	175	39Del Per	3.0100	19400.	79	3921	No
16	GOM_NL__2PRFIN20021130_004127_000000382011_00360_03921_9602.N1	30-NOV-2002 00:41:27	Bright	38.000	160	23Gam Per	2.9300	4700.0	76	3921	No
17	GOM_NL__2PRFIN20021130_004344_000000372011_00360_03921_9603.N1	30-NOV-2002 00:43:44	Bright	36.500	110	37Del Cas	2.6780	8900.0	73	3921	No
18	GOM_NL__2PRFIN20021130_005130_000000382011_00360_03921_9604.N1	30-NOV-2002 00:51:30	Bright	38.000	49	1Alp UMi	1.9900	6300.0	76	3921	No
19	GOM_NL__2PRFIN20021130_005609_000000392011_00360_03921_9605.N1	30-NOV-2002 00:56:09	Bright	38.500	60	7Bet UMi	2.0810	3950.0	77	3921	No
20	GOM_NL__2PRFIN20021130_005814_000000472011_00360_03921_9606.N1	30-NOV-2002 00:58:14	Bright	46.500	36	50Alp UMa	1.8000	6300.0	93	3921	No
21	GOM_NL__2PRFIN20021130_010326_000000382011_00360_03921_9607.N1	30-NOV-2002 01:03:26	Bright	38.000	39	85Eta UMa	1.8540	24000.	76	3921	No
22	GOM_NL__2PRFIN20021130_010618_000000382011_00360_03921_9608.N1	30-NOV-2002 01:06:18	Bright	38.000	180	27Gam Boo	3.0400	8000.0	76	3921	No
23	GOM_NL__2PRFIN20021130_010919_000000362011_00360_03921_9609.N1	30-NOV-2002 01:09:19	Bright	36.000	83		2.3780	11000.	72	3921	No
24	GOM_NL__2PRFIN20021130_011149_000000372011_00360_03921_9610.N1	30-NOV-2002 01:11:49	Bright	37.000	3	16Alp Boo	-0.050000	4250.0	74	3921	No
25	GOM_NL__2PRFIN20021130_011518_000000682011_00360_03921_9611.N1	30-NOV-2002 01:15:18	Bright	68.000	96	68Del Leo	2.5600	9300.0	136	3921	No
26	GOM_NL__2PRFIN20021130_012033_000002232011_00360_03921_9612.N1	30-NOV-2002 01:20:33	Straylight	222.50	51	41Gam1Leo	2.0100	4500.0	445	3921	No
27	GOM_NL__2PRFIN20021130_012600_000000482011_00360_03921_9613.N1	30-NOV-2002 01:26:00	Twilight	48.000	106	9Bet Crv	2.6480	5600.0	96	3921	No
28	GOM_NL__2PRFIN20021130_012805_000000402011_00360_03921_9614.N1	30-NOV-2002 01:28:05	Dark	39.500	123	1ot Cen	2.7500	10200.	79	3921	No
29	GOM_NL__2PRFIN20021130_013210_000000382011_00360_03921_9615.N1	30-NOV-2002 01:32:10	Dark	38.000	77	Eps Cen	2.3030	28000.	76	3921	No
30	GOM_NL__2PRFIN20021130_013350_000000492011_00360_03921_9616.N1	30-NOV-2002 01:33:50	Dark	48.500	10	Bet Cen	0.61000	28000.	97	3921	No
31	GOM_NL__2PRFIN20021130_013542_000000412011_00361_03922_1837.N1	30-NOV-2002 01:35:42	Dark	41.000	12	Alp1Cru	0.77500	30000.	82	3922	No
32	GOM_NL__2PRFIN20021130_013823_000000392011_00361_03922_1838.N1	30-NOV-2002 01:38:23	Dark	38.500	124	The Car	2.7640	30000.	77	3922	No
33	GOM_NL__2PRFIN20021130_014300_000000472011_00361_03922_1839.N1	30-NOV-2002 01:43:00	Dark	46.500	41	Eps Car	1.8600	4100.0	93	3922	No
34	GOM_NL__2PRFIN20021130_014456_000000502011_00361_03922_1840.N1	30-NOV-2002 01:44:56	Dark	49.500	34	Gam2Vel	1.7930	23000.	99	3922	No
35	GOM_NL__2PRFIN20021130_014823_000000482011_00361_03922_1841.N1	30-NOV-2002 01:48:23	Dark	48.000	2	Alp Car	-0.73600	7000.0	96	3922	No
36	GOM_NL__2PRFIN20021130_015010_000000612011_00361_03922_1842.N1	30-NOV-2002 01:50:10	Dark	61.000	117	Pi Pup	2.7060	3800.0	122	3922	No
37	GOM_NL__2PRFIN20021130_015236_000000712011_00361_03922_1843.N1	30-NOV-2002 01:52:36	Dark	70.500	88	31Eta CMa	2.4480	20000.	141	3922	No
38	GOM_NL__2PRFIN20021130_015442_000000832011_00361_03922_1844.N1	30-NOV-2002 01:54:42	Dark	82.500	37	25Del CMa	1.8300	5900.0	165	3922	No
39	GOM_NL__2PRFIN20021130_020007_000000742011_00361_03922_1845.N1	30-NOV-2002 02:00:07	Straylight	73.500	47	2Bet CMa	1.9760	28000.	147	3922	No
40	GOM_NL__2PRFIN20021130_020358_000000642011_00361_03922_1846.N1	30-NOV-2002 02:03:58	Straylight	64.000	56	53Kap Ori	2.0650	30000.	128	3922	No
41	GOM_NL__2PRFIN20021130_020714_000000692011_00361_03922_1847.N1	30-NOV-2002 02:07:14	Twilight	69.000	33	50Zet Ori	1.7660	30000.	138	3922	No
42	GOM_NL__2PRFIN20021130_021011_000000592011_00361_03922_1848.N1	30-NOV-2002 02:10:11	Twilight	59.000	27	24Gam Ori	1.6360	26000.	118	3922	No

43	GOM_NL__2PRFIN20021130_021223_000000572011_00361_03922_1849.N1	30-NOV-2002 02:12:23	Bright	56.500	13	87Alp Tau	0.86700	3800.0	113	3922	No
44	GOM_NL__2PRFIN20021130_021356_000000402011_00361_03922_1850.N1	30-NOV-2002 02:13:56	Bright	39.500	146	25Eta Tau	2.8730	15200.	79	3922	No
45	GOM_NL__2PRFIN20021130_021620_000000402011_00361_03922_1851.N1	30-NOV-2002 02:16:20	Bright	40.000	150	44Zet Per	2.8900	28000.	80	3922	No
46	GOM_NL__2PRFIN20021130_021831_000000392011_00361_03922_1852.N1	30-NOV-2002 02:18:31	Bright	39.000	79	26Bet Per	2.3100	13100.	78	3922	No
47	GOM_NL__2PRFIN20021130_022046_000000382011_00361_03922_1853.N1	30-NOV-2002 02:20:46	Bright	38.000	175	39Del Per	3.0100	19400.	76	3922	No
48	GOM_NL__2PRFIN20021130_022204_000000372011_00361_03922_1854.N1	30-NOV-2002 02:22:04	Bright	37.000	160	23Gam Per	2.9300	4700.0	74	3922	No
49	GOM_NL__2PRFIN20021130_022420_000000372011_00361_03922_1855.N1	30-NOV-2002 02:24:20	Bright	36.500	110	37Del Cas	2.6780	8900.0	73	3922	No
50	GOM_NL__2PRFIN20021130_023206_000000372011_00361_03922_1856.N1	30-NOV-2002 02:32:06	Bright	37.000	49	1Alp UMi	1.9900	6300.0	74	3922	No
51	GOM_NL__2PRFIN20021130_023645_000000392011_00361_03922_1857.N1	30-NOV-2002 02:36:45	Bright	39.000	60	7Bet UMi	2.0810	3950.0	78	3922	No
52	GOM_NL__2PRFIN20021130_023851_000000472011_00361_03922_1858.N1	30-NOV-2002 02:38:51	Bright	46.500	36	50Alp UMa	1.8000	6300.0	93	3922	No
53	GOM_NL__2PRFIN20021130_024402_000000532011_00361_03922_1859.N1	30-NOV-2002 02:44:02	Bright	52.500	39	85Eta UMa	1.8540	24000.	105	3922	No
54	GOM_NL__2PRFIN20021130_024654_000000362011_00361_03922_1860.N1	30-NOV-2002 02:46:54	Bright	36.000	180	27Gam Boo	3.0400	8000.0	72	3922	No
55	GOM_NL__2PRFIN20021130_024956_000000352011_00361_03922_1861.N1	30-NOV-2002 02:49:56	Bright	34.500	83		2.3780	11000.	69	3922	No
56	GOM_NL__2PRFIN20021130_025225_000000372011_00361_03922_1862.N1	30-NOV-2002 02:52:25	Bright	37.000	3	16Alp Boo	-0.050000	4250.0	74	3922	No
57	GOM_NL__2PRFIN20021130_025554_000000712011_00361_03922_1863.N1	30-NOV-2002 02:55:54	Bright	70.500	96	68Del Leo	2.5600	9300.0	141	3922	No
58	GOM_NL__2PRFIN20021130_030112_0000002552011_00361_03922_1864.N1	30-NOV-2002 03:01:12	Straylight	255.00	51	41Gam1Leo	2.0100	4500.0	510	3922	No
59	GOM_NL__2PRFIN20021130_030637_000000502011_00361_03922_1865.N1	30-NOV-2002 03:06:37	Twilight	49.500	106	9Bet Crv	2.6480	5600.0	99	3922	No
60	GOM_NL__2PRFIN20021130_030841_000000392011_00361_03922_1866.N1	30-NOV-2002 03:08:41	Dark	39.000	123	lot Cen	2.7500	10200.	78	3922	No
61	GOM_NL__2PRFIN20021130_031246_000000392011_00361_03922_1867.N1	30-NOV-2002 03:12:46	Dark	39.000	77	Eps Cen	2.3030	28000.	78	3922	No
62	GOM_NL__2PRFIN20021130_031426_000000482011_00361_03922_1868.N1	30-NOV-2002 03:14:26	Dark	48.000	10	Bet Cen	0.61000	28000.	96	3922	No
63	GOM_NL__2PRFIN20021130_031619_000000382011_00362_03923_1909.N1	30-NOV-2002 03:16:19	Dark	38.000	12	Alp1Cru	0.77500	30000.	76	3923	No
64	GOM_NL__2PRFIN20021130_031859_000000392011_00362_03923_1910.N1	30-NOV-2002 03:18:59	Dark	39.000	124	The Car	2.7640	30000.	78	3923	No
65	GOM_NL__2PRFIN20021130_032336_000000472011_00362_03923_1911.N1	30-NOV-2002 03:23:36	Dark	46.500	41	Eps Car	1.8600	4100.0	93	3923	No
66	GOM_NL__2PRFIN20021130_032531_000000542011_00362_03923_1912.N1	30-NOV-2002 03:25:31	Dark	53.500	34	Gam2Vel	1.7930	23000.	107	3923	No
67	GOM_NL__2PRFIN20021130_032859_000000542011_00362_03923_1913.N1	30-NOV-2002 03:28:59	Dark	54.000	2	Alp Car	-0.73600	7000.0	108	3923	No
68	GOM_NL__2PRFIN20021130_033046_000000682011_00362_03923_1914.N1	30-NOV-2002 03:30:46	Dark	67.500	117	Pi Pup	2.7060	3800.0	135	3923	No
69	GOM_NL__2PRFIN20021130_033312_000000752011_00362_03923_1915.N1	30-NOV-2002 03:33:12	Dark	75.000	88	31Eta CMa	2.4480	20000.	150	3923	No
70	GOM_NL__2PRFIN20021130_033519_000000882011_00362_03923_1916.N1	30-NOV-2002 03:35:19	Straylight	88.000	37	25Del CMa	1.8300	5900.0	176	3923	No
71	GOM_NL__2PRFIN20021130_034043_000000722011_00362_03923_1917.N1	30-NOV-2002 03:40:43	Straylight	71.500	47	2Bet CMa	1.9760	28000.	143	3923	No
72	GOM_NL__2PRFIN20021130_034433_000000642011_00362_03923_1918.N1	30-NOV-2002 03:44:33	Straylight	64.000	56	53Kap Ori	2.0650	30000.	128	3923	No
73	GOM_NL__2PRFIN20021130_034749_000000692011_00362_03923_1919.N1	30-NOV-2002 03:47:49	Tw_and_stray	69.000	33	50Zet Ori	1.7660	30000.	138	3923	No
74	GOM_NL__2PRFIN20021130_035046_000000682011_00362_03923_1920.N1	30-NOV-2002 03:50:46	Tw_and_stray	67.500	27	24Gam Ori	1.6360	26000.	135	3923	No
75	GOM_NL__2PRFIN20021130_035258_000000562011_00362_03923_1921.N1	30-NOV-2002 03:52:58	Bright	55.500	13	87Alp Tau	0.86700	3800.0	111	3923	No
76	GOM_NL__2PRFIN20021130_035431_000000422011_00362_03923_1922.N1	30-NOV-2002 03:54:31	Bright	41.500	146	25Eta Tau	2.8730	15200.	83	3923	No
77	GOM_NL__2PRFIN20021130_035656_000000402011_00362_03923_1923.N1	30-NOV-2002 03:56:56	Bright	39.500	150	44Zet Per	2.8900	28000.	79	3923	No
78	GOM_NL__2PRFIN20021130_035907_000000402011_00362_03923_1924.N1	30-NOV-2002 03:59:07	Bright	39.500	79	26Bet Per	2.3100	13100.	79	3923	No
79	GOM_NL__2PRFIN20021130_040120_000000392011_00362_03923_1925.N1	30-NOV-2002 04:01:20	Bright	38.500	175	39Del Per	3.0100	19400.	77	3923	No
80	GOM_NL__2PRFIN20021130_040238_000000392011_00362_03923_1926.N1	30-NOV-2002 04:02:38	Bright	38.500	160	23Gam Per	2.9300	4700.0	77	3923	No
81	GOM_NL__2PRFIN20021130_040456_000000372011_00362_03923_1927.N1	30-NOV-2002 04:04:56	Bright	37.000	110	37Del Cas	2.6780	8900.0	74	3923	No
82	GOM_NL__2PRFIN20021130_041242_000000382011_00362_03923_1928.N1	30-NOV-2002 04:12:42	Bright	37.500	49	1Alp UMi	1.9900	6300.0	75	3923	No
83	GOM_NL__2PRFIN20021130_041721_000000392011_00362_03923_1929.N1	30-NOV-2002 04:17:21	Bright	39.000	60	7Bet UMi	2.0810	3950.0	78	3923	No
84	GOM_NL__2PRFIN20021130_041927_000000462011_00362_03923_1930.N1	30-NOV-2002 04:19:27	Bright	46.000	36	50Alp UMa	1.8000	6300.0	92	3923	No
85	GOM_NL__2PRFIN20021130_042438_000000412011_00362_03923_1931.N1	30-NOV-2002 04:24:38	Bright	40.500	39	85Eta UMa	1.8540	24000.	81	3923	No
86	GOM_NL__2PRFIN20021130_042731_000000522011_00362_03923_1932.N1	30-NOV-2002 04:27:31	Bright	52.000	180	27Gam Boo	3.0400	8000.0	104	3923	No
87	GOM_NL__2PRFIN20021130_043032_000000352011_00362_03923_1933.N1	30-NOV-2002 04:30:32	Bright	35.000	83		2.3780	11000.	70	3923	No
88	GOM_NL__2PRFIN20021130_043303_000000362011_00362_03923_1934.N1	30-NOV-2002 04:33:03	Bright	36.000	3	16Alp Boo	-0.050000	4250.0	72	3923	No
89	GOM_NL__2PRFIN20021130_043631_000000692011_00362_03923_1935.N1	30-NOV-2002 04:36:31	Bright	68.500	96	68Del Leo	2.5600	9300.0	137	3923	No
90	GOM_NL__2PRFIN20021130_044151_0000002552011_00362_03923_1936.N1	30-NOV-2002 04:41:51	Straylight	255.00	51	41Gam1Leo	2.0100	4500.0	510	3923	No
91	GOM_NL__2PRFIN20021130_044713_000000512011_00362_03923_1937.N1	30-NOV-2002 04:47:13	Twilight	51.000	106	9Bet Crv	2.6480	5600.0	102	3923	No
92	GOM_NL__2PRFIN20021130_044917_000000442011_00362_03923_1938.N1	30-NOV-2002 04:49:17	Dark	44.000	123	lot Cen	2.7500	10200.	88	3923	No
93	GOM_NL__2PRFIN20021130_045322_000000412011_00362_03923_1939.N1	30-NOV-2002 04:53:22	Dark	40.500	77	Eps Cen	2.3030	28000.	81	3923	No
94	GOM_NL__2PRFIN20021130_045502_000000492011_00362_03923_1940.N1	30-NOV-2002 04:55:02	Dark	48.500	10	Bet Cen	0.61000	28000.	97	3923	No
95	GOM_NL__2PRFIN20021130_045655_000000432011_00363_03924_1872.N1	30-NOV-2002 04:56:55	Dark	43.000	12	Alp1Cru	0.77500	30000.	86	3924	No
96	GOM_NL__2PRFIN20021130_045935_000000382011_00363_03924_1873.N1	30-NOV-2002 04:59:35	Dark	37.500	124	The Car	2.7640	30000.	75	3924	No
97	GOM_NL__2PRFIN20021130_050412_000000502011_00363_03924_1874.N1	30-NOV-2002 05:04:12	Dark	50.000	41	Eps Car	1.8600	4100.0	100	3924	No
98	GOM_NL__2PRFIN20021130_050608_000000532011_00363_03924_1875.N1	30-NOV-2002 05:06:08	Dark	53.000	34	Gam2Vel	1.7930	23000.	106	3924	No
99	GOM_NL__2PRFIN20021130_050935_000000502011_00363_03924_1876.N1	30-NOV-2002 05:09:35	Dark	49.500	2	Alp Car	-0.73600	7000.0	99	3924	No
100	GOM_NL__2PRFIN20021130_051123_000000702011_00363_03924_1877.N1	30-NOV-2002 05:11:23	Dark	70.000	117	Pi Pup	2.7060	3800.0	140	3924	No
101	GOM_NL__2PRFIN20021130_051349_000000762011_00363_03924_1878.N1	30-NOV-2002 05:13:49	Dark	75.500	88	31Eta CMa	2.4480	20000.	151	3924	No



102	GOM_NL__2PRFIN20021130_051555_000000842011_00363_03924_1879.N1	30-NOV-2002 05:15:55	Dark	83.500	37	25Del CMa	1.8300	5900.0	167	3924	No
103	GOM_NL__2PRFIN20021130_052118_000000752011_00363_03924_1880.N1	30-NOV-2002 05:21:18	Straylight	74.500	47	2Bet CMa	1.9760	28000.	149	3924	No
104	GOM_NL__2PRFIN20021130_052509_000000642011_00363_03924_1881.N1	30-NOV-2002 05:25:09	Straylight	64.000	56	53Kap Ori	2.0650	30000.	128	3924	No
105	GOM_NL__2PRFIN20021130_052824_000000682011_00363_03924_1882.N1	30-NOV-2002 05:28:24	Tw_i_and_stray	67.500	33	50Zet Ori	1.7660	30000.	135	3924	No
106	GOM_NL__2PRFIN20021130_053121_000000652011_00363_03924_1883.N1	30-NOV-2002 05:31:21	Tw_i_and_stray	65.000	27	24Gam Ori	1.6360	26000.	130	3924	No
107	GOM_NL__2PRFIN20021130_053334_000000552011_00363_03924_1884.N1	30-NOV-2002 05:33:34	Bright	55.000	13	87Alp Tau	0.86700	3800.0	110	3924	No
108	GOM_NL__2PRFIN20021130_053506_000000432011_00363_03924_1885.N1	30-NOV-2002 05:35:06	Bright	42.500	146	25Eta Tau	2.8730	15200.	85	3924	No
109	GOM_NL__2PRFIN20021130_053731_000000402011_00363_03924_1886.N1	30-NOV-2002 05:37:31	Bright	40.000	150	44Zet Per	2.8900	28000.	80	3924	No
110	GOM_NL__2PRFIN20021130_053943_000000382011_00363_03924_1887.N1	30-NOV-2002 05:39:43	Bright	37.500	79	26Bet Per	2.3100	13100.	75	3924	No
111	GOM_NL__2PRFIN20021130_054157_000000392011_00363_03924_1888.N1	30-NOV-2002 05:41:57	Bright	38.500	175	39Del Per	3.0100	19400.	77	3924	No
112	GOM_NL__2PRFIN20021130_054314_000000402011_00363_03924_1889.N1	30-NOV-2002 05:43:14	Bright	40.000	160	23Gam Per	2.9300	4700.0	80	3924	No
113	GOM_NL__2PRFIN20021130_054532_000000362011_00363_03924_1890.N1	30-NOV-2002 05:45:32	Bright	36.000	110	37Del Cas	2.6780	8900.0	72	3924	No
114	GOM_NL__2PRFIN20021130_055318_000000522011_00363_03924_1891.N1	30-NOV-2002 05:53:18	Bright	52.000	49	1Alp UMi	1.9900	6300.0	104	3924	No
115	GOM_NL__2PRFIN20021130_055757_000000392011_00363_03924_1892.N1	30-NOV-2002 05:57:57	Bright	38.500	60	7Bet UMi	2.0810	3950.0	77	3924	No
116	GOM_NL__2PRFIN20021130_060003_000000462011_00363_03924_1893.N1	30-NOV-2002 06:00:03	Bright	46.000	36	50Alp UMa	1.8000	6300.0	92	3924	No
117	GOM_NL__2PRFIN20021130_060514_000000392011_00363_03924_1894.N1	30-NOV-2002 06:05:14	Bright	39.000	39	85Eta UMa	1.8540	24000.	78	3924	No
118	GOM_NL__2PRFIN20021130_060807_000000372011_00363_03924_1895.N1	30-NOV-2002 06:08:07	Bright	36.500	180	27Gam Boo	3.0400	8000.0	73	3924	No
119	GOM_NL__2PRFIN20021130_061108_000000362011_00363_03924_1896.N1	30-NOV-2002 06:11:08	Bright	35.500	83		2.3780	11000.	71	3924	No
120	GOM_NL__2PRFIN20021130_061339_000000362011_00363_03924_1897.N1	30-NOV-2002 06:13:39	Bright	35.500	3	16Alp Boo	-0.050000	4250.0	71	3924	No
121	GOM_NL__2PRFIN20021130_061708_000000722011_00363_03924_1898.N1	30-NOV-2002 06:17:08	Bright	71.500	96	68Del Leo	2.5600	9300.0	143	3924	No
122	GOM_NL__2PRFIN20021130_062231_000002552011_00363_03924_1899.N1	30-NOV-2002 06:22:31	Straylight	255.00	51	41Gam1Leo	2.0100	4500.0	510	3924	No
123	GOM_NL__2PRFIN20021130_062750_000000462011_00363_03924_1900.N1	30-NOV-2002 06:27:50	Twilight	46.000	106	9Bet Crv	2.6480	5600.0	92	3924	No
124	GOM_NL__2PRFIN20021130_062954_000000402011_00363_03924_1901.N1	30-NOV-2002 06:29:54	Dark	40.000	123	1ot Cen	2.7500	10200.	80	3924	No
125	GOM_NL__2PRFIN20021130_063358_000000392011_00363_03924_1902.N1	30-NOV-2002 06:33:58	Dark	39.000	77	Eps Cen	2.3030	28000.	78	3924	No
126	GOM_NL__2PRFIN20021130_063538_000000412011_00363_03924_1903.N1	30-NOV-2002 06:35:38	Dark	41.000	10	Bet Cen	0.61000	28000.	82	3924	No
127	GOM_NL__2PRFIN20021130_063731_000000422011_00364_03925_1836.N1	30-NOV-2002 06:37:31	Dark	42.000	12	Alp1Cru	0.77500	30000.	84	3925	No
128	GOM_NL__2PRFIN20021130_064012_000000402011_00364_03925_1837.N1	30-NOV-2002 06:40:12	Dark	39.500	124	The Car	2.7640	30000.	79	3925	No
129	GOM_NL__2PRFIN20021130_064449_000000482011_00364_03925_1838.N1	30-NOV-2002 06:44:49	Dark	48.000	41	Eps Car	1.8600	4100.0	96	3925	No
130	GOM_NL__2PRFIN20021130_064646_000000492011_00364_03925_1839.N1	30-NOV-2002 06:46:46	Dark	48.500	34	Gam2Vel	1.7930	23000.	97	3925	No
131	GOM_NL__2PRFIN20021130_065011_000000582011_00364_03925_1840.N1	30-NOV-2002 06:50:11	Dark	58.000	2	Alp Car	-0.73600	7000.0	116	3925	No
132	GOM_NL__2PRFIN20021130_065200_000000632011_00364_03925_1841.N1	30-NOV-2002 06:52:00	Dark	63.000	117	Pi Pup	2.7060	3800.0	126	3925	No
133	GOM_NL__2PRFIN20021130_065550_000000742011_00364_03925_1842.N1	30-NOV-2002 06:55:50	Dark	73.500	23	21Eps CMa	1.5020	26000.	147	3925	No
134	GOM_NL__2PRFIN20021130_065801_000000742011_00364_03925_1843.N1	30-NOV-2002 06:58:01	Straylight	73.500	179	24Omi2CMa	3.0320	24000.	147	3925	No
135	GOM_NL__2PRFIN20021130_070222_000000962011_00364_03925_1844.N1	30-NOV-2002 07:02:22	Straylight	95.500	1	9Alp CMa	-1.4400	11000.	191	3925	No
136	GOM_NL__2PRFIN20021130_070606_000000602011_00364_03925_1845.N1	30-NOV-2002 07:06:06	Straylight	60.000	7	19Bet Ori	0.10000	14000.	120	3925	No
137	GOM_NL__2PRFIN20021130_070912_000000652011_00364_03925_1846.N1	30-NOV-2002 07:09:12	Tw_i_and_stray	64.500	30	46Eps Ori	1.6940	30000.	129	3925	No
138	GOM_NL__2PRFIN20021130_071157_000000612011_00364_03925_1847.N1	30-NOV-2002 07:11:57	Tw_i_and_stray	61.000	27	24Gam Ori	1.6360	26000.	122	3925	No
139	GOM_NL__2PRFIN20021130_071409_000000572011_00364_03925_1848.N1	30-NOV-2002 07:14:09	Bright	56.500	13	87Alp Tau	0.86700	3800.0	113	3925	No
140	GOM_NL__2PRFIN20021130_071542_000000412011_00364_03925_1849.N1	30-NOV-2002 07:15:42	Bright	40.500	146	25Eta Tau	2.8730	15200.	81	3925	No
141	GOM_NL__2PRFIN20021130_071806_000000422011_00364_03925_1850.N1	30-NOV-2002 07:18:06	Bright	41.500	150	44Zet Per	2.8900	28000.	83	3925	No
142	GOM_NL__2PRFIN20021130_072018_000000392011_00364_03925_1851.N1	30-NOV-2002 07:20:18	Bright	39.000	79	26Bet Per	2.3100	13100.	78	3925	No
143	GOM_NL__2PRFIN20021130_072233_000000382011_00364_03925_1852.N1	30-NOV-2002 07:22:33	Bright	38.000	175	39Del Per	3.0100	19400.	76	3925	No
144	GOM_NL__2PRFIN20021130_072351_000000372011_00364_03925_1853.N1	30-NOV-2002 07:23:51	Bright	37.000	160	23Gam Per	2.9300	4700.0	74	3925	No
145	GOM_NL__2PRFIN20021130_072608_000000352011_00364_03925_1854.N1	30-NOV-2002 07:26:08	Bright	34.500	110	37Del Cas	2.6780	8900.0	69	3925	No
146	GOM_NL__2PRFIN20021130_073354_000000382011_00364_03925_1855.N1	30-NOV-2002 07:33:54	Bright	38.000	49	1Alp UMi	1.9900	6300.0	76	3925	No
147	GOM_NL__2PRFIN20021130_073834_000000372011_00364_03925_1856.N1	30-NOV-2002 07:38:34	Bright	36.500	60	7Bet UMi	2.0810	3950.0	73	3925	No
148	GOM_NL__2PRFIN20021130_074038_000000462011_00364_03925_1857.N1	30-NOV-2002 07:40:38	Bright	46.000	36	50Alp UMa	1.8000	6300.0	92	3925	No
149	GOM_NL__2PRFIN20021130_074215_000000472011_00364_03925_1858.N1	30-NOV-2002 07:42:15	Bright	46.500	82	48Bet UMa	2.3650	10600.	93	3925	No
150	GOM_NL__2PRFIN20021130_074347_000000422011_00364_03925_1859.N1	30-NOV-2002 07:43:47	Bright	42.000	32	77Eps UMa	1.7630	11000.	84	3925	No
151	GOM_NL__2PRFIN20021130_074550_000000392011_00364_03925_1860.N1	30-NOV-2002 07:45:50	Bright	39.000	39	85Eta UMa	1.8540	24000.	78	3925	No
152	GOM_NL__2PRFIN20021130_074844_000000352011_00364_03925_1861.N1	30-NOV-2002 07:48:44	Bright	35.000	180	27Gam Boo	3.0400	8000.0	70	3925	No
153	GOM_NL__2PRFIN20021130_075145_000000362011_00364_03925_1862.N1	30-NOV-2002 07:51:45	Bright	35.500	83		2.3780	11000.	71	3925	No
154	GOM_NL__2PRFIN20021130_075415_000000362011_00364_03925_1863.N1	30-NOV-2002 07:54:15	Bright	36.000	3	16Alp Boo	-0.050000	4250.0	72	3925	No
155	GOM_NL__2PRFIN20021130_075745_000000722011_00364_03925_1864.N1	30-NOV-2002 07:57:45	Bright	71.500	96	68Del Leo	2.5600	9300.0	143	3925	No
156	GOM_NL__2PRFIN20021130_080310_000002552011_00364_03925_1865.N1	30-NOV-2002 08:03:10	Straylight	255.00	51	41Gam1Leo	2.0100	4500.0	510	3925	No
157	GOM_NL__2PRFIN20021130_080827_000000492011_00364_03925_1866.N1	30-NOV-2002 08:08:27	Twilight	48.500	106	9Bet Crv	2.6480	5600.0	97	3925	No
158	GOM_NL__2PRFIN20021130_081030_000000412011_00364_03925_1867.N1	30-NOV-2002 08:10:30	Dark	41.000	123	1ot Cen	2.7500	10200.	82	3925	No
159	GOM_NL__2PRFIN20021130_081434_000000392011_00364_03925_1868.N1	30-NOV-2002 08:14:34	Dark	38.500	77	Eps Cen	2.3030	28000.	77	3925	No
160	GOM_NL__2PRFIN20021130_081614_000000432011_00364_03925_1869.N1	30-NOV-2002 08:16:14	Dark	42.500	10	Bet Cen	0.61000	28000.	85	3925	No

161	GOM_NL__2PRFIN20021130_081807_000000432011_00365_03926_1869.N1	30-NOV-2002 08:18:07	Dark	43.000	12	Alp1Cru	0.77500	30000.	86	3926	No
162	GOM_NL__2PRFIN20021130_082048_000000392011_00365_03926_1870.N1	30-NOV-2002 08:20:48	Dark	38.500	124	The Car	2.7640	30000.	77	3926	No
163	GOM_NL__2PRFIN20021130_082525_000000542011_00365_03926_1871.N1	30-NOV-2002 08:25:25	Dark	54.000	41	Eps Car	1.8600	4100.0	108	3926	No
164	GOM_NL__2PRFIN20021130_082722_000000612011_00365_03926_1872.N1	30-NOV-2002 08:27:22	Dark	60.500	34	Gam2Vel	1.7930	23000.	121	3926	No
165	GOM_NL__2PRFIN20021130_083048_000000582011_00365_03926_1873.N1	30-NOV-2002 08:30:48	Dark	58.000	2	Alp Car	-0.73600	7000.0	116	3926	No
166	GOM_NL__2PRFIN20021130_083237_000000652011_00365_03926_1874.N1	30-NOV-2002 08:32:37	Dark	65.000	117	Pi Pup	2.7060	3800.0	130	3926	No
167	GOM_NL__2PRFIN20021130_083627_000000702011_00365_03926_1875.N1	30-NOV-2002 08:36:27	Dark	70.000	23	21Eps CMa	1.5020	26000.	140	3926	No
168	GOM_NL__2PRFIN20021130_083837_000000752011_00365_03926_1876.N1	30-NOV-2002 08:38:37	Straylight	75.000	179	24Omi2CMa	3.0320	24000.	150	3926	No
169	GOM_NL__2PRFIN20021130_084258_000001092011_00365_03926_1877.N1	30-NOV-2002 08:42:58	Straylight	109.00	1	9Alp CMa	-1.4400	11000.	218	3926	No
170	GOM_NL__2PRFIN20021130_084642_000000692011_00365_03926_1878.N1	30-NOV-2002 08:46:42	Straylight	69.000	7	19Bet Ori	0.10000	14000.	138	3926	No
171	GOM_NL__2PRFIN20021130_084947_000000662011_00365_03926_1879.N1	30-NOV-2002 08:49:47	Twilight	65.500	30	46Eps Ori	1.6940	30000.	131	3926	No
172	GOM_NL__2PRFIN20021130_085232_000000652011_00365_03926_1880.N1	30-NOV-2002 08:52:32	Twilight	64.500	27	24Gam Ori	1.6360	26000.	129	3926	No
173	GOM_NL__2PRFIN20021130_085445_000000572011_00365_03926_1881.N1	30-NOV-2002 08:54:45	Bright	57.000	13	87Alp Tau	0.86700	3800.0	114	3926	No
174	GOM_NL__2PRFIN20021130_085618_000000412011_00365_03926_1882.N1	30-NOV-2002 08:56:18	Bright	40.500	146	25Eta Tau	2.8730	15200.	81	3926	No
175	GOM_NL__2PRFIN20021130_085841_000000412011_00365_03926_1883.N1	30-NOV-2002 08:58:41	Bright	40.500	150	44Zet Per	2.8900	28000.	81	3926	No
176	GOM_NL__2PRFIN20021130_090054_000000392011_00365_03926_1884.N1	30-NOV-2002 09:00:54	Bright	38.500	79	26Bet Per	2.3100	13100.	77	3926	No
177	GOM_NL__2PRFIN20021130_090308_000000392011_00365_03926_1885.N1	30-NOV-2002 09:03:08	Bright	38.500	175	39Del Per	3.0100	19400.	77	3926	No
178	GOM_NL__2PRFIN20021130_090426_000000392011_00365_03926_1886.N1	30-NOV-2002 09:04:26	Bright	38.500	160	23Gam Per	2.9300	4700.0	77	3926	No
179	GOM_NL__2PRFIN20021130_090645_000000382011_00365_03926_1887.N1	30-NOV-2002 09:06:45	Bright	37.500	110	37Del Cas	2.6780	8900.0	75	3926	No
180	GOM_NL__2PRFIN20021130_091430_000000352011_00365_03926_1888.N1	30-NOV-2002 09:14:30	Bright	35.000	49	1Alp UMi	1.9900	6300.0	70	3926	No
181	GOM_NL__2PRFIN20021130_091910_000000392011_00365_03926_1889.N1	30-NOV-2002 09:19:10	Bright	38.500	60	7Bet UMi	2.0810	3950.0	77	3926	No
182	GOM_NL__2PRFIN20021130_092114_000000452011_00365_03926_1890.N1	30-NOV-2002 09:21:14	Bright	45.000	36	50Alp UMa	1.8000	6300.0	90	3926	No
183	GOM_NL__2PRFIN20021130_092250_000000472011_00365_03926_1891.N1	30-NOV-2002 09:22:50	Bright	46.500	82	48Bet UMa	2.3650	10600.	93	3926	No
184	GOM_NL__2PRFIN20021130_092423_000000392011_00365_03926_1892.N1	30-NOV-2002 09:24:23	Bright	39.000	32	77Eps UMa	1.7630	11000.	78	3926	No
185	GOM_NL__2PRFIN20021130_092626_000000392011_00365_03926_1893.N1	30-NOV-2002 09:26:26	Bright	39.000	39	85Eta UMa	1.8540	24000.	78	3926	No
186	GOM_NL__2PRFIN20021130_092919_000000372011_00365_03926_1894.N1	30-NOV-2002 09:29:19	Bright	37.000	180	27Gam Boo	3.0400	8000.0	74	3926	No
187	GOM_NL__2PRFIN20021130_093221_000000362011_00365_03926_1895.N1	30-NOV-2002 09:32:21	Bright	35.500	83		2.3780	11000.	71	3926	No
188	GOM_NL__2PRFIN20021130_093451_000000362011_00365_03926_1896.N1	30-NOV-2002 09:34:51	Bright	36.000	3	16Alp Boo	-0.050000	4250.0	72	3926	No
189	GOM_NL__2PRFIN20021130_093822_000000712011_00365_03926_1897.N1	30-NOV-2002 09:38:22	Bright	71.000	96	68Del Leo	2.5600	9300.0	142	3926	No
190	GOM_NL__2PRFIN20021130_094349_000002542011_00365_03926_1898.N1	30-NOV-2002 09:43:49	Straylight	253.50	51	41Gam1Leo	2.0100	4500.0	507	3926	No
191	GOM_NL__2PRFIN20021130_094903_000000512011_00365_03926_1899.N1	30-NOV-2002 09:49:03	Twilight	50.500	106	9Bet Crv	2.6480	5600.0	101	3926	No
192	GOM_NL__2PRFIN20021130_095106_000000412011_00365_03926_1900.N1	30-NOV-2002 09:51:06	Dark	40.500	123	1ot Cen	2.7500	10200.	81	3926	No
193	GOM_NL__2PRFIN20021130_095510_000000402011_00365_03926_1901.N1	30-NOV-2002 09:55:10	Dark	39.500	77	Eps Cen	2.3030	28000.	79	3926	No
194	GOM_NL__2PRFIN20021130_095650_000000502011_00365_03926_1902.N1	30-NOV-2002 09:56:50	Dark	50.000	10	Bet Cen	0.61000	28000.	100	3926	No
195	GOM_NL__2PRFIN20021130_095844_000000452011_00366_03927_1864.N1	30-NOV-2002 09:58:44	Dark	45.000	12	Alp1Cru	0.77500	30000.	90	3927	No
196	GOM_NL__2PRFIN20021130_100125_000000382011_00366_03927_1865.N1	30-NOV-2002 10:01:25	Dark	38.000	124	The Car	2.7640	30000.	76	3927	No
197	GOM_NL__2PRFIN20021130_100602_000000452011_00366_03927_1866.N1	30-NOV-2002 10:06:02	Dark	44.500	41	Eps Car	1.8600	4100.0	89	3927	No
198	GOM_NL__2PRFIN20021130_100759_000000492011_00366_03927_1867.N1	30-NOV-2002 10:07:59	Dark	49.000	34	Gam2Vel	1.7930	23000.	98	3927	No
199	GOM_NL__2PRFIN20021130_101124_000000582011_00366_03927_1868.N1	30-NOV-2002 10:11:24	Dark	58.000	2	Alp Car	-0.73600	7000.0	116	3927	No
200	GOM_NL__2PRFIN20021130_101314_000000672011_00366_03927_1869.N1	30-NOV-2002 10:13:14	Dark	66.500	117	Pi Pup	2.7060	3800.0	133	3927	No
201	GOM_NL__2PRFIN20021130_101704_000000702011_00366_03927_1870.N1	30-NOV-2002 10:17:04	Dark	70.000	23	21Eps CMa	1.5020	26000.	140	3927	No
202	GOM_NL__2PRFIN20021130_101914_000000732011_00366_03927_1871.N1	30-NOV-2002 10:19:14	Straylight	72.500	179	24Omi2CMa	3.0320	24000.	145	3927	No
203	GOM_NL__2PRFIN20021130_102334_000001122011_00366_03927_1872.N1	30-NOV-2002 10:23:34	Straylight	112.00	1	9Alp CMa	-1.4400	11000.	224	3927	No
204	GOM_NL__2PRFIN20021130_102718_000000672011_00366_03927_1873.N1	30-NOV-2002 10:27:18	Straylight	67.000	7	19Bet Ori	0.10000	14000.	134	3927	No
205	GOM_NL__2PRFIN20021130_103023_000000672011_00366_03927_1874.N1	30-NOV-2002 10:30:23	Twilight	66.500	30	46Eps Ori	1.6940	30000.	133	3927	No
206	GOM_NL__2PRFIN20021130_103308_000000632011_00366_03927_1875.N1	30-NOV-2002 10:33:08	Twilight	63.000	27	24Gam Ori	1.6360	26000.	126	3927	No
207	GOM_NL__2PRFIN20021130_103520_000000532011_00366_03927_1876.N1	30-NOV-2002 10:35:20	Bright	53.000	13	87Alp Tau	0.86700	3800.0	106	3927	No
208	GOM_NL__2PRFIN20021130_103654_000000412011_00366_03927_1877.N1	30-NOV-2002 10:36:54	Bright	40.500	146	25Eta Tau	2.8730	15200.	81	3927	No
209	GOM_NL__2PRFIN20021130_103917_000000392011_00366_03927_1878.N1	30-NOV-2002 10:39:17	Bright	39.000	150	44Zet Per	2.8900	28000.	78	3927	No
210	GOM_NL__2PRFIN20021130_104130_000000382011_00366_03927_1879.N1	30-NOV-2002 10:41:30	Bright	37.500	79	26Bet Per	2.3100	13100.	75	3927	No
211	GOM_NL__2PRFIN20021130_104344_000000392011_00366_03927_1880.N1	30-NOV-2002 10:43:44	Bright	38.500	175	39Del Per	3.0100	19400.	77	3927	No
212	GOM_NL__2PRFIN20021130_104503_000000382011_00366_03927_1881.N1	30-NOV-2002 10:45:03	Bright	38.000	160	23Gam Per	2.9300	4700.0	76	3927	No
213	GOM_NL__2PRFIN20021130_104720_000000372011_00366_03927_1882.N1	30-NOV-2002 10:47:20	Bright	37.000	110	37Del Cas	2.6780	8900.0	74	3927	No
214	GOM_NL__2PRFIN20021130_105506_000000382011_00366_03927_1883.N1	30-NOV-2002 10:55:06	Bright	37.500	49	1Alp UMi	1.9900	6300.0	75	3927	No
215	GOM_NL__2PRFIN20021130_105946_000000392011_00366_03927_1884.N1	30-NOV-2002 10:59:46	Bright	38.500	60	7Bet UMi	2.0810	3950.0	77	3927	No
216	GOM_NL__2PRFIN20021130_110149_000000482011_00366_03927_1885.N1	30-NOV-2002 11:01:49	Bright	47.500	36	50Alp UMa	1.8000	6300.0	95	3927	No
217	GOM_NL__2PRFIN20021130_110326_000000442011_00366_03927_1886.N1	30-NOV-2002 11:03:26	Bright	43.500	82	48Bet UMa	2.3650	10600.	87	3927	No
218	GOM_NL__2PRFIN20021130_110459_000000392011_00366_03927_1887.N1	30-NOV-2002 11:04:59	Bright	38.500	32	77Eps UMa	1.7630	11000.	77	3927	No
219	GOM_NL__2PRFIN20021130_110702_000000392011_00366_03927_1888.N1	30-NOV-2002 11:07:02	Bright	38.500	39	85Eta UMa	1.8540	24000.	77	3927	No

220	GOM_NL__2PRFIN20021130_110956_000000372011_00366_03927_1889.N1	30-NOV-2002 11:09:56	Bright	36.500	180	27Gam Boo	3.0400	8000.0	73	3927	No
221	GOM_NL__2PRFIN20021130_111257_000000352011_00366_03927_1890.N1	30-NOV-2002 11:12:57	Bright	34.500	83		2.3780	11000.	69	3927	No
222	GOM_NL__2PRFIN20021130_111527_000000362011_00366_03927_1891.N1	30-NOV-2002 11:15:27	Bright	36.000	3	16Alp Boo	-0.050000	4250.0	72	3927	No
223	GOM_NL__2PRFIN20021130_111858_000000722011_00366_03927_1892.N1	30-NOV-2002 11:18:58	Bright	71.500	96	68Del Leo	2.5600	9300.0	143	3927	No
224	GOM_NL__2PRFIN20021130_112429_000002552011_00366_03927_1893.N1	30-NOV-2002 11:24:29	Straylight	255.00	51	41Gam1Leo	2.0100	4500.0	510	3927	No
225	GOM_NL__2PRFIN20021130_112940_000000482011_00366_03927_1894.N1	30-NOV-2002 11:29:40	Twilight	47.500	106	9Bet Crv	2.6480	5600.0	95	3927	No
226	GOM_NL__2PRFIN20021130_113143_000000412011_00366_03927_1895.N1	30-NOV-2002 11:31:43	Dark	40.500	123	1ot Cen	2.7500	10200.	81	3927	No
227	GOM_NL__2PRFIN20021130_113547_000000392011_00366_03927_1896.N1	30-NOV-2002 11:35:47	Dark	39.000	77	Eps Cen	2.3030	28000.	78	3927	No
228	GOM_NL__2PRFIN20021130_113726_000000442011_00366_03927_1897.N1	30-NOV-2002 11:37:26	Dark	44.000	10	Bet Cen	0.61000	28000.	88	3927	No
229	GOM_NL__2PRFIN20021130_113920_000000502011_00367_03928_1855.N1	30-NOV-2002 11:39:20	Dark	50.000	12	Alp1Cru	0.77500	30000.	100	3928	No
230	GOM_NL__2PRFIN20021130_114201_000000392011_00367_03928_1856.N1	30-NOV-2002 11:42:01	Dark	39.000	124	The Car	2.7640	30000.	78	3928	No
231	GOM_NL__2PRFIN20021130_114639_000000452011_00367_03928_1857.N1	30-NOV-2002 11:46:39	Dark	45.000	41	Eps Car	1.8600	4100.0	90	3928	No
232	GOM_NL__2PRFIN20021130_114836_000000502011_00367_03928_1858.N1	30-NOV-2002 11:48:36	Dark	50.000	34	Gam2Vel	1.7930	23000.	100	3928	No
233	GOM_NL__2PRFIN20021130_115202_000000582011_00367_03928_1859.N1	30-NOV-2002 11:52:02	Dark	57.500	2	Alp Car	-0.73600	7000.0	115	3928	No
234	GOM_NL__2PRFIN20021130_115350_000000682011_00367_03928_1860.N1	30-NOV-2002 11:53:50	Dark	67.500	117	Pi Pup	2.7060	3800.0	135	3928	No
235	GOM_NL__2PRFIN20021130_115740_000000652011_00367_03928_1861.N1	30-NOV-2002 11:57:40	Dark	65.000	23	21Eps CMa	1.5020	26000.	130	3928	No
236	GOM_NL__2PRFIN20021130_115951_000000742011_00367_03928_1862.N1	30-NOV-2002 11:59:51	Straylight	74.000	179	24Omi2CMa	3.0320	24000.	148	3928	No
237	GOM_NL__2PRFIN20021130_120410_000000952011_00367_03928_1863.N1	30-NOV-2002 12:04:10	Straylight	94.500	1	9Alp CMa	-1.4400	11000.	189	3928	No
238	GOM_NL__2PRFIN20021130_120754_000000612011_00367_03928_1864.N1	30-NOV-2002 12:07:54	Straylight	61.000	7	19Bet Ori	0.10000	14000.	122	3928	No
239	GOM_NL__2PRFIN20021130_121059_000000682011_00367_03928_1865.N1	30-NOV-2002 12:10:59	Tw_and_stray	67.500	30	46Eps Ori	1.6940	30000.	135	3928	No
240	GOM_NL__2PRFIN20021130_121343_000000632011_00367_03928_1866.N1	30-NOV-2002 12:13:43	Tw_and_stray	62.500	27	24Gam Ori	1.6360	26000.	125	3928	No
241	GOM_NL__2PRFIN20021130_121556_000000542011_00367_03928_1867.N1	30-NOV-2002 12:15:56	Bright	54.000	13	87Alp Tau	0.86700	3800.0	108	3928	No
242	GOM_NL__2PRFIN20021130_121731_000000412011_00367_03928_1868.N1	30-NOV-2002 12:17:31	Bright	41.000	146	25Eta Tau	2.8730	15200.	82	3928	No
243	GOM_NL__2PRFIN20021130_121954_000000412011_00367_03928_1869.N1	30-NOV-2002 12:19:54	Bright	40.500	150	44Zet Per	2.8900	28000.	81	3928	No
244	GOM_NL__2PRFIN20021130_122206_000000382011_00367_03928_1870.N1	30-NOV-2002 12:22:06	Bright	37.500	79	26Bet Per	2.3100	13100.	75	3928	No
245	GOM_NL__2PRFIN20021130_122420_000000372011_00367_03928_1871.N1	30-NOV-2002 12:24:20	Bright	37.000	175	39Del Per	3.0100	19400.	74	3928	No
246	GOM_NL__2PRFIN20021130_122539_000000372011_00367_03928_1872.N1	30-NOV-2002 12:25:39	Bright	37.000	160	23Gam Per	2.9300	4700.0	74	3928	No
247	GOM_NL__2PRFIN20021130_122756_000000382011_00367_03928_1873.N1	30-NOV-2002 12:27:56	Bright	38.000	110	37Del Cas	2.6780	8900.0	76	3928	No
248	GOM_NL__2PRFIN20021130_123542_000000372011_00367_03928_1874.N1	30-NOV-2002 12:35:42	Bright	36.500	49	1Alp UMi	1.9900	6300.0	73	3928	No
249	GOM_NL__2PRFIN20021130_124022_000000372011_00367_03928_1875.N1	30-NOV-2002 12:40:22	Bright	37.000	60	7Bet UMi	2.0810	3950.0	74	3928	No
250	GOM_NL__2PRFIN20021130_124225_000000412011_00367_03928_1876.N1	30-NOV-2002 12:42:25	Bright	41.000	36	50Alp UMa	1.8000	6300.0	82	3928	No
251	GOM_NL__2PRFIN20021130_124401_000000462011_00367_03928_1877.N1	30-NOV-2002 12:44:01	Bright	46.000	82	48Bet UMa	2.3650	10600.	92	3928	No
252	GOM_NL__2PRFIN20021130_124535_000000382011_00367_03928_1878.N1	30-NOV-2002 12:45:35	Bright	38.000	32	77Eps UMa	1.7630	11000.	76	3928	No
253	GOM_NL__2PRFIN20021130_124739_000000392011_00367_03928_1879.N1	30-NOV-2002 12:47:39	Bright	38.500	39	85Eta UMa	1.8540	24000.	77	3928	No
254	GOM_NL__2PRFIN20021130_125032_000000372011_00367_03928_1880.N1	30-NOV-2002 12:50:32	Bright	37.000	180	27Gam Boo	3.0400	8000.0	74	3928	No
255	GOM_NL__2PRFIN20021130_125333_000000362011_00367_03928_1881.N1	30-NOV-2002 12:53:33	Bright	36.000	83		2.3780	11000.	72	3928	No
256	GOM_NL__2PRFIN20021130_125604_000000362011_00367_03928_1882.N1	30-NOV-2002 12:56:04	Bright	35.500	3	16Alp Boo	-0.050000	4250.0	71	3928	No
257	GOM_NL__2PRFIN20021130_125935_000000722011_00367_03928_1883.N1	30-NOV-2002 12:59:35	Bright	71.500	96	68Del Leo	2.5600	9300.0	143	3928	No
258	GOM_NL__2PRFIN20021130_130508_000002552011_00367_03928_1884.N1	30-NOV-2002 13:05:08	Straylight	255.00	51	41Gam1Leo	2.0100	4500.0	510	3928	No
259	GOM_NL__2PRFIN20021130_131017_000000482011_00367_03928_1885.N1	30-NOV-2002 13:10:17	Twilight	48.000	106	9Bet Crv	2.6480	5600.0	96	3928	No
260	GOM_NL__2PRFIN20021130_131219_000000382011_00367_03928_1886.N1	30-NOV-2002 13:12:19	Dark	37.500	123	1ot Cen	2.7500	10200.	75	3928	No
261	GOM_NL__2PRFIN20021130_131623_000000382011_00367_03928_1887.N1	30-NOV-2002 13:16:23	Dark	38.000	77	Eps Cen	2.3030	28000.	76	3928	No
262	GOM_NL__2PRFIN20021130_131802_000000462011_00367_03928_1888.N1	30-NOV-2002 13:18:02	Dark	45.500	10	Bet Cen	0.61000	28000.	91	3928	No
263	GOM_NL__2PRFIN20021130_131956_000000392011_00368_03929_1855.N1	30-NOV-2002 13:19:56	Dark	39.000	12	Alp1Cru	0.77500	30000.	78	3929	No
264	GOM_NL__2PRFIN20021130_132237_000000412011_00368_03929_1856.N1	30-NOV-2002 13:22:37	Dark	40.500	124	The Car	2.7640	30000.	81	3929	No
265	GOM_NL__2PRFIN20021130_132716_000000542011_00368_03929_1857.N1	30-NOV-2002 13:27:16	Dark	54.000	41	Eps Car	1.8600	4100.0	108	3929	No
266	GOM_NL__2PRFIN20021130_132913_000000602011_00368_03929_1858.N1	30-NOV-2002 13:29:13	Dark	59.500	34	Gam2Vel	1.7930	23000.	119	3929	No
267	GOM_NL__2PRFIN20021130_133238_000000572011_00368_03929_1859.N1	30-NOV-2002 13:32:38	Dark	57.000	2	Alp Car	-0.73600	7000.0	114	3929	No
268	GOM_NL__2PRFIN20021130_133427_000000692011_00368_03929_1860.N1	30-NOV-2002 13:34:27	Dark	69.000	117	Pi Pup	2.7060	3800.0	138	3929	No
269	GOM_NL__2PRFIN20021130_133817_000000672011_00368_03929_1861.N1	30-NOV-2002 13:38:17	Dark	67.000	23	21Eps CMa	1.5020	26000.	134	3929	No
270	GOM_NL__2PRFIN20021130_134027_000000702011_00368_03929_1862.N1	30-NOV-2002 13:40:27	Straylight	70.000	179	24Omi2CMa	3.0320	24000.	140	3929	No
271	GOM_NL__2PRFIN20021130_134446_000000952011_00368_03929_1863.N1	30-NOV-2002 13:44:46	Straylight	95.000	1	9Alp CMa	-1.4400	11000.	190	3929	No
272	GOM_NL__2PRFIN20021130_134830_000000632011_00368_03929_1864.N1	30-NOV-2002 13:48:30	Straylight	63.000	7	19Bet Ori	0.10000	14000.	126	3929	No
273	GOM_NL__2PRFIN20021130_135134_000000602011_00368_03929_1865.N1	30-NOV-2002 13:51:34	Tw_and_stray	60.000	30	46Eps Ori	1.6940	30000.	120	3929	No
274	GOM_NL__2PRFIN20021130_135419_000000652011_00368_03929_1866.N1	30-NOV-2002 13:54:19	Tw_and_stray	64.500	27	24Gam Ori	1.6360	26000.	129	3929	No
275	GOM_NL__2PRFIN20021130_135632_000000542011_00368_03929_1867.N1	30-NOV-2002 13:56:32	Bright	53.500	13	87Alp Tau	0.86700	3800.0	107	3929	No
276	GOM_NL__2PRFIN20021130_135807_000000402011_00368_03929_1868.N1	30-NOV-2002 13:58:07	Bright	39.500	146	25Eta Tau	2.8730	15200.	79	3929	No
277	GOM_NL__2PRFIN20021130_140029_000000412011_00368_03929_1869.N1	30-NOV-2002 14:00:29	Bright	41.000	150	44Zet Per	2.8900	28000.	82	3929	No
278	GOM_NL__2PRFIN20021130_140242_000000372011_00368_03929_1870.N1	30-NOV-2002 14:02:42	Bright	37.000	79	26Bet Per	2.3100	13100.	74	3929	No



279	GOM_NL__2PRFIN20021130_140456_000000382011_00368_03929_1871.N1	30-NOV-2002 14:04:56	Bright	38.000	175	39Del Per	3.0100	19400.	76	3929	No
280	GOM_NL__2PRFIN20021130_140615_000000372011_00368_03929_1872.N1	30-NOV-2002 14:06:15	Bright	37.000	160	23Gam Per	2.9300	4700.0	74	3929	No
281	GOM_NL__2PRFIN20021130_140833_000000362011_00368_03929_1873.N1	30-NOV-2002 14:08:33	Bright	35.500	110	37Del Cas	2.6780	8900.0	71	3929	No
282	GOM_NL__2PRFIN20021130_141618_000000352011_00368_03929_1874.N1	30-NOV-2002 14:16:18	Bright	34.500	49	1Alp UMi	1.9900	6300.0	69	3929	No
283	GOM_NL__2PRFIN20021130_142058_000000382011_00368_03929_1875.N1	30-NOV-2002 14:20:58	Bright	37.500	60	7Bet UMi	2.0810	3950.0	75	3929	No
284	GOM_NL__2PRFIN20021130_142301_000000452011_00368_03929_1876.N1	30-NOV-2002 14:23:01	Bright	44.500	36	50Alp UMa	1.8000	6300.0	89	3929	No
285	GOM_NL__2PRFIN20021130_142437_000000472011_00368_03929_1877.N1	30-NOV-2002 14:24:37	Bright	47.000	82	48Bet UMa	2.3650	10600.	94	3929	No
286	GOM_NL__2PRFIN20021130_142612_000000422011_00368_03929_1878.N1	30-NOV-2002 14:26:12	Bright	41.500	32	77Eps UMa	1.7630	11000.	83	3929	No
287	GOM_NL__2PRFIN20021130_142815_000000422011_00368_03929_1879.N1	30-NOV-2002 14:28:15	Bright	42.000	39	85Eta UMa	1.8540	24000.	84	3929	No
288	GOM_NL__2PRFIN20021130_143108_000000362011_00368_03929_1880.N1	30-NOV-2002 14:31:08	Bright	35.500	180	27Gam Boo	3.0400	8000.0	71	3929	No
289	GOM_NL__2PRFIN20021130_143409_000000362011_00368_03929_1881.N1	30-NOV-2002 14:34:09	Bright	35.500	83		2.3780	11000.	71	3929	No
290	GOM_NL__2PRFIN20021130_143640_000000372011_00368_03929_1882.N1	30-NOV-2002 14:36:40	Bright	36.500	3	16Alp Boo	-0.050000	4250.0	73	3929	No
291	GOM_NL__2PRFIN20021130_144008_000000742011_00368_03929_1883.N1	30-NOV-2002 14:40:08	Bright	73.500	96	68Del Leo	2.5600	9300.0	147	3929	No
292	GOM_NL__2PRFIN20021130_144547_000002552011_00368_03929_1884.N1	30-NOV-2002 14:45:47	Straylight	255.00	51	41Gam1Leo	2.0100	4500.0	510	3929	No
293	GOM_NL__2PRFIN20021130_145053_000000482011_00368_03929_1885.N1	30-NOV-2002 14:50:53	Twilight	48.000	106	9Bet Crv	2.6480	5600.0	96	3929	No
294	GOM_NL__2PRFIN20021130_145255_000000422011_00368_03929_1886.N1	30-NOV-2002 14:52:55	Dark	42.000	123	lot Cen	2.7500	10200.	84	3929	No
295	GOM_NL__2PRFIN20021130_145658_000000422011_00368_03929_1887.N1	30-NOV-2002 14:56:58	Dark	41.500	77	Eps Cen	2.3030	28000.	83	3929	No
296	GOM_NL__2PRFIN20021130_145838_000000502011_00368_03929_1888.N1	30-NOV-2002 14:58:38	Dark	49.500	10	Bet Cen	0.61000	28000.	99	3929	No
297	GOM_NL__2PRFIN20021130_150032_000000452011_00369_03930_2102.N1	30-NOV-2002 15:00:32	Dark	45.000	12	Alp1Cru	0.77500	30000.	90	3930	No
298	GOM_NL__2PRFIN20021130_150314_000000402011_00369_03930_2103.N1	30-NOV-2002 15:03:14	Dark	39.500	124	The Car	2.7640	30000.	79	3930	No
299	GOM_NL__2PRFIN20021130_150752_000000502011_00369_03930_2104.N1	30-NOV-2002 15:07:52	Dark	49.500	41	Eps Car	1.8600	4100.0	99	3930	No
300	GOM_NL__2PRFIN20021130_150949_000000502011_00369_03930_2105.N1	30-NOV-2002 15:09:49	Dark	50.000	34	Gam2Vel	1.7930	23000.	100	3930	No
301	GOM_NL__2PRFIN20021130_151315_000000562011_00369_03930_2106.N1	30-NOV-2002 15:13:15	Dark	56.000	2	Alp Car	-0.73600	7000.0	112	3930	No
302	GOM_NL__2PRFIN20021130_151504_000000662011_00369_03930_2107.N1	30-NOV-2002 15:15:04	Dark	65.500	117	Pi Pup	2.7060	3800.0	131	3930	No
303	GOM_NL__2PRFIN20021130_151853_000000682011_00369_03930_2108.N1	30-NOV-2002 15:18:53	Dark	67.500	23	21Eps CMa	1.5020	26000.	135	3930	No
304	GOM_NL__2PRFIN20021130_152103_000000732011_00369_03930_2109.N1	30-NOV-2002 15:21:03	Straylight	73.000	179	24Omi2CMa	3.0320	24000.	146	3930	No
305	GOM_NL__2PRFIN20021130_152522_000001022011_00369_03930_2110.N1	30-NOV-2002 15:25:22	Straylight	101.50	1	9Alp CMa	-1.4400	11000.	203	3930	No
306	GOM_NL__2PRFIN20021130_152904_000000672011_00369_03930_2111.N1	30-NOV-2002 15:29:04	Straylight	67.000	7	19Bet Ori	0.10000	14000.	134	3930	No
307	GOM_NL__2PRFIN20021130_153209_000000662011_00369_03930_2112.N1	30-NOV-2002 15:32:09	Tw_i_and_stray	65.500	30	46Eps Ori	1.6940	30000.	131	3930	No
308	GOM_NL__2PRFIN20021130_153453_000000612011_00369_03930_2113.N1	30-NOV-2002 15:34:53	Tw_i_and_stray	61.000	27	24Gam Ori	1.6360	26000.	122	3930	No
309	GOM_NL__2PRFIN20021130_153705_000000602011_00369_03930_2114.N1	30-NOV-2002 15:37:05	Bright	59.500	13	87Alp Tau	0.86700	3800.0	119	3930	No
310	GOM_NL__2PRFIN20021130_153842_000000402011_00369_03930_2115.N1	30-NOV-2002 15:38:42	Bright	40.000	146	25Eta Tau	2.8730	15200.	80	3930	No
311	GOM_NL__2PRFIN20021130_154105_000000412011_00369_03930_2116.N1	30-NOV-2002 15:41:05	Bright	40.500	150	44Zet Per	2.8900	28000.	81	3930	No
312	GOM_NL__2PRFIN20021130_154317_000000382011_00369_03930_2117.N1	30-NOV-2002 15:43:17	Bright	38.000	79	26Bet Per	2.3100	13100.	76	3930	No
313	GOM_NL__2PRFIN20021130_154531_000000392011_00369_03930_2118.N1	30-NOV-2002 15:45:31	Bright	38.500	175	39Del Per	3.0100	19400.	77	3930	No
314	GOM_NL__2PRFIN20021130_154650_000000392011_00369_03930_2119.N1	30-NOV-2002 15:46:50	Bright	39.000	160	23Gam Per	2.9300	4700.0	78	3930	No
315	GOM_NL__2PRFIN20021130_154908_000000372011_00369_03930_2120.N1	30-NOV-2002 15:49:08	Bright	37.000	110	37Del Cas	2.6780	8900.0	74	3930	No
316	GOM_NL__2PRFIN20021130_155653_000000382011_00369_03930_2121.N1	30-NOV-2002 15:56:53	Bright	38.000	49	1Alp UMi	1.9900	6300.0	76	3930	No
317	GOM_NL__2PRFIN20021130_160131_000000422011_00369_03930_2122.N1	30-NOV-2002 16:01:31	Bright	41.500	60	7Bet UMi	2.0810	3950.0	83	3930	No
318	GOM_NL__2PRFIN20021130_160336_000000482011_00369_03930_2123.N1	30-NOV-2002 16:03:36	Bright	48.000	36	50Alp UMa	1.8000	6300.0	96	3930	No
319	GOM_NL__2PRFIN20021130_160512_000000462011_00369_03930_2124.N1	30-NOV-2002 16:05:12	Bright	45.500	82	48Bet UMa	2.3650	10600.	91	3930	No
320	GOM_NL__2PRFIN20021130_160647_000000402011_00369_03930_2125.N1	30-NOV-2002 16:06:47	Bright	39.500	32	77Eps UMa	1.7630	11000.	79	3930	No
321	GOM_NL__2PRFIN20021130_160849_000000372011_00369_03930_2126.N1	30-NOV-2002 16:08:49	Bright	36.500	39	85Eta UMa	1.8540	24000.	73	3930	No
322	GOM_NL__2PRFIN20021130_161143_000000362011_00369_03930_2127.N1	30-NOV-2002 16:11:43	Bright	35.500	180	27Gam Boo	3.0400	8000.0	71	3930	No
323	GOM_NL__2PRFIN20021130_161444_000000362011_00369_03930_2128.N1	30-NOV-2002 16:14:44	Bright	36.000	83		2.3780	11000.	72	3930	No
324	GOM_NL__2PRFIN20021130_161715_000000372011_00369_03930_2129.N1	30-NOV-2002 16:17:15	Bright	37.000	3	16Alp Boo	-0.050000	4250.0	74	3930	No
325	GOM_NL__2PRFIN20021130_162047_000000702011_00369_03930_2130.N1	30-NOV-2002 16:20:47	Bright	70.000	96	68Del Leo	2.5600	9300.0	140	3930	No
326	GOM_NL__2PRFIN20021130_162506_000000562011_00369_03930_2131.N1	30-NOV-2002 16:25:06	Bright	56.000	121	29Gam Vir	2.7400	7200.0	112	3930	No
327	GOM_NL__2PRFIN20021130_162636_000000542011_00369_03930_2132.N1	30-NOV-2002 16:26:36	Bright	54.000	15	67Alp Vir	0.97600	28000.	108	3930	No
328	GOM_NL__2PRFIN20021130_162951_000000492011_00369_03930_2133.N1	30-NOV-2002 16:29:51	Tw_i_and_stray	48.500	163	7Del Crv	2.9450	11000.	97	3930	No
329	GOM_NL__2PRFIN20021130_163129_000000502011_00369_03930_2134.N1	30-NOV-2002 16:31:29	Twilight	49.500	106	9Bet Crv	2.6480	5600.0	99	3930	No
330	GOM_NL__2PRFIN20021130_163330_000000432011_00369_03930_2135.N1	30-NOV-2002 16:33:30	Dark	42.500	123	lot Cen	2.7500	10200.	85	3930	No
331	GOM_NL__2PRFIN20021130_163735_000000392011_00369_03930_2136.N1	30-NOV-2002 16:37:35	Dark	39.000	77	Eps Cen	2.3030	28000.	78	3930	No
332	GOM_NL__2PRFIN20021130_163914_000000452011_00369_03930_2137.N1	30-NOV-2002 16:39:14	Dark	44.500	10	Bet Cen	0.61000	28000.	89	3930	No
333	GOM_NL__2PRFIN20021130_164109_000000472011_00370_03931_1856.N1	30-NOV-2002 16:41:09	Dark	47.000	12	Alp1Cru	0.77500	30000.	94	3931	No
334	GOM_NL__2PRFIN20021130_164350_000000372011_00370_03931_1857.N1	30-NOV-2002 16:43:50	Dark	37.000	124	The Car	2.7640	30000.	74	3931	No
335	GOM_NL__2PRFIN20021130_164829_000000572011_00370_03931_1858.N1	30-NOV-2002 16:48:29	Dark	57.000	41	Eps Car	1.8600	4100.0	114	3931	No
336	GOM_NL__2PRFIN20021130_165026_000000532011_00370_03931_1859.N1	30-NOV-2002 16:50:26	Dark	52.500	34	Gam2Vel	1.7930	23000.	105	3931	No
337	GOM_NL__2PRFIN20021130_165351_000000542011_00370_03931_1860.N1	30-NOV-2002 16:53:51	Dark	53.500	2	Alp Car	-0.73600	7000.0	107	3931	No

338	GOM_NL__2PRFIN20021130_165541_000000652011_00370_03931_1861.N1	30-NOV-2002 16:55:41	Dark	64.500	117	Pi Pup	2.7060	3800.0	129	3931	No
339	GOM_NL__2PRFIN20021130_165929_000000722011_00370_03931_1862.N1	30-NOV-2002 16:59:29	Dark	71.500	23	21Eps CMa	1.5020	26000.	143	3931	No
340	GOM_NL__2PRFIN20021130_170139_000000772011_00370_03931_1863.N1	30-NOV-2002 17:01:39	Straylight	76.500	179	24Omi2CMa	3.0320	24000.	153	3931	No
341	GOM_NL__2PRFIN20021130_170558_000001042011_00370_03931_1864.N1	30-NOV-2002 17:05:58	Straylight	104.00	1	9Alp CMa	-1.4400	11000.	208	3931	No
342	GOM_NL__2PRFIN20021130_170941_000000692011_00370_03931_1865.N1	30-NOV-2002 17:09:41	Straylight	69.000	7	19Bet Ori	0.10000	14000.	138	3931	No
343	GOM_NL__2PRFIN20021130_171245_000000672011_00370_03931_1866.N1	30-NOV-2002 17:12:45	Twl_and_stray	66.500	30	46Eps Ori	1.6940	30000.	133	3931	No
344	GOM_NL__2PRFIN20021130_171529_000000612011_00370_03931_1867.N1	30-NOV-2002 17:15:29	Twl_and_stray	61.000	27	24Gam Ori	1.6360	26000.	122	3931	No
345	GOM_NL__2PRFIN20021130_171742_000000552011_00370_03931_1868.N1	30-NOV-2002 17:17:42	Bright	55.000	13	87Alp Tau	0.86700	3800.0	110	3931	No
346	GOM_NL__2PRFIN20021130_171918_000000402011_00370_03931_1869.N1	30-NOV-2002 17:19:18	Bright	39.500	146	25Eta Tau	2.8730	15200.	79	3931	No
347	GOM_NL__2PRFIN20021130_172140_000000412011_00370_03931_1870.N1	30-NOV-2002 17:21:40	Bright	41.000	150	44Zet Per	2.8900	28000.	82	3931	No
348	GOM_NL__2PRFIN20021130_172351_000000422011_00370_03931_1871.N1	30-NOV-2002 17:23:51	Bright	41.500	79	26Bet Per	2.3100	13100.	83	3931	No
349	GOM_NL__2PRFIN20021130_172606_000000392011_00370_03931_1872.N1	30-NOV-2002 17:26:06	Bright	39.000	175	39Del Per	3.0100	19400.	78	3931	No
350	GOM_NL__2PRFIN20021130_172725_000000382011_00370_03931_1873.N1	30-NOV-2002 17:27:25	Bright	38.000	160	23Gam Per	2.9300	4700.0	76	3931	No
351	GOM_NL__2PRFIN20021130_172945_000000372011_00370_03931_1874.N1	30-NOV-2002 17:29:45	Bright	36.500	110	37Del Cas	2.6780	8900.0	73	3931	No
352	GOM_NL__2PRFIN20021130_173729_000000382011_00370_03931_1875.N1	30-NOV-2002 17:37:29	Bright	37.500	49	1Alp UMi	1.9900	6300.0	75	3931	No
353	GOM_NL__2PRFIN20021130_174209_000000392011_00370_03931_1876.N1	30-NOV-2002 17:42:09	Bright	39.000	60	7Bet UMi	2.0810	3950.0	78	3931	No
354	GOM_NL__2PRFIN20021130_174411_000000462011_00370_03931_1877.N1	30-NOV-2002 17:44:11	Bright	45.500	36	50Alp UMa	1.8000	6300.0	91	3931	No
355	GOM_NL__2PRFIN20021130_174547_000000482011_00370_03931_1878.N1	30-NOV-2002 17:45:47	Bright	47.500	82	48Bet UMa	2.3650	10600.	95	3931	No
356	GOM_NL__2PRFIN20021130_174723_000000422011_00370_03931_1879.N1	30-NOV-2002 17:47:23	Bright	41.500	32	77Eps UMa	1.7630	11000.	83	3931	No
357	GOM_NL__2PRFIN20021130_174926_000000392011_00370_03931_1880.N1	30-NOV-2002 17:49:26	Bright	38.500	39	85Eta UMa	1.8540	24000.	77	3931	No
358	GOM_NL__2PRFIN20021130_175521_000000372011_00370_03931_1881.N1	30-NOV-2002 17:55:21	Bright	37.000	83		2.3780	11000.	74	3931	No
359	GOM_NL__2PRFIN20021130_175752_000000362011_00370_03931_1882.N1	30-NOV-2002 17:57:52	Bright	36.000	3	16Alp Boo	-0.050000	4250.0	72	3931	No
360	GOM_NL__2PRFIN20021130_180124_000000722011_00370_03931_1883.N1	30-NOV-2002 18:01:24	Bright	72.000	96	68Del Leo	2.5600	9300.0	144	3931	No
361	GOM_NL__2PRFIN20021130_180543_000000432011_00370_03931_1884.N1	30-NOV-2002 18:05:43	Bright	43.000	121	29Gam Vir	2.7400	7200.0	86	3931	No
362	GOM_NL__2PRFIN20021130_180712_000000542011_00370_03931_1885.N1	30-NOV-2002 18:07:12	Bright	54.000	15	67Alp Vir	0.97600	28000.	108	3931	No
363	GOM_NL__2PRFIN20021130_181028_000000462011_00370_03931_1886.N1	30-NOV-2002 18:10:28	Twl_and_stray	45.500	163	7Del Crv	2.9450	11000.	91	3931	No
364	GOM_NL__2PRFIN20021130_181206_000000442011_00370_03931_1887.N1	30-NOV-2002 18:12:06	Twilight	43.500	106	9Bet Crv	2.6480	5600.0	87	3931	No
365	GOM_NL__2PRFIN20021130_181407_000000402011_00370_03931_1888.N1	30-NOV-2002 18:14:07	Dark	40.000	123	1ot Cen	2.7500	10200.	80	3931	No
366	GOM_NL__2PRFIN20021130_181811_000000412011_00370_03931_1889.N1	30-NOV-2002 18:18:11	Dark	41.000	77	Eps Cen	2.3030	28000.	82	3931	No
367	GOM_NL__2PRFIN20021130_181950_000000432011_00370_03931_1890.N1	30-NOV-2002 18:19:50	Dark	43.000	10	Bet Cen	0.61000	28000.	86	3931	No
368	GOM_NL__2PRFIN20021130_182145_000000462011_00371_03932_1856.N1	30-NOV-2002 18:21:45	Dark	45.500	12	Alp1Cru	0.77500	30000.	91	3932	No
369	GOM_NL__2PRFIN20021130_182426_000000392011_00371_03932_1857.N1	30-NOV-2002 18:24:26	Dark	39.000	124	The Car	2.7640	30000.	78	3932	No
370	GOM_NL__2PRFIN20021130_182905_000000502011_00371_03932_1858.N1	30-NOV-2002 18:29:05	Dark	50.000	41	Eps Car	1.8600	4100.0	100	3932	No
371	GOM_NL__2PRFIN20021130_183103_000000552011_00371_03932_1859.N1	30-NOV-2002 18:31:03	Dark	54.500	34	Gam2Vel	1.7930	23000.	109	3932	No
372	GOM_NL__2PRFIN20021130_183428_000000492011_00371_03932_1860.N1	30-NOV-2002 18:34:28	Dark	49.000	2	Alp Car	-0.73600	7000.0	98	3932	No
373	GOM_NL__2PRFIN20021130_183617_000000632011_00371_03932_1861.N1	30-NOV-2002 18:36:17	Dark	62.500	117	Pi Pup	2.7060	3800.0	125	3932	No
374	GOM_NL__2PRFIN20021130_184006_000000742011_00371_03932_1862.N1	30-NOV-2002 18:40:06	Dark	73.500	23	21Eps CMa	1.5020	26000.	147	3932	No
375	GOM_NL__2PRFIN20021130_184216_000000762011_00371_03932_1863.N1	30-NOV-2002 18:42:16	Straylight	75.500	179	24Omi2CMa	3.0320	24000.	151	3932	No
376	GOM_NL__2PRFIN20021130_184634_000000952011_00371_03932_1864.N1	30-NOV-2002 18:46:34	Straylight	94.500	1	9Alp CMa	-1.4400	11000.	189	3932	No
377	GOM_NL__2PRFIN20021130_185016_000000692011_00371_03932_1865.N1	30-NOV-2002 18:50:16	Straylight	69.000	7	19Bet Ori	0.10000	14000.	138	3932	No
378	GOM_NL__2PRFIN20021130_185320_000000692011_00371_03932_1866.N1	30-NOV-2002 18:53:20	Twl_and_stray	69.000	30	46Eps Ori	1.6940	30000.	138	3932	No
379	GOM_NL__2PRFIN20021130_185604_000000662011_00371_03932_1867.N1	30-NOV-2002 18:56:04	Twl_and_stray	66.000	27	24Gam Ori	1.6360	26000.	132	3932	No
380	GOM_NL__2PRFIN20021130_185818_000000572011_00371_03932_1868.N1	30-NOV-2002 18:58:18	Bright	56.500	13	87Alp Tau	0.86700	3800.0	113	3932	No
381	GOM_NL__2PRFIN20021130_185953_000000402011_00371_03932_1869.N1	30-NOV-2002 18:59:53	Bright	40.000	146	25Eta Tau	2.8730	15200.	80	3932	No
382	GOM_NL__2PRFIN20021130_190216_000000412011_00371_03932_1870.N1	30-NOV-2002 19:02:16	Bright	40.500	150	44Zet Per	2.8900	28000.	81	3932	No
383	GOM_NL__2PRFIN20021130_190429_000000392011_00371_03932_1871.N1	30-NOV-2002 19:04:29	Bright	38.500	79	26Bet Per	2.3100	13100.	77	3932	No
384	GOM_NL__2PRFIN20021130_190643_000000382011_00371_03932_1872.N1	30-NOV-2002 19:06:43	Bright	38.000	175	39Del Per	3.0100	19400.	76	3932	No
385	GOM_NL__2PRFIN20021130_190802_000000402011_00371_03932_1873.N1	30-NOV-2002 19:08:02	Bright	39.500	160	23Gam Per	2.9300	4700.0	79	3932	No
386	GOM_NL__2PRFIN20021130_191021_000000362011_00371_03932_1874.N1	30-NOV-2002 19:10:21	Bright	36.000	110	37Del Cas	2.6780	8900.0	72	3932	No
387	GOM_NL__2PRFIN20021130_191805_000000392011_00371_03932_1875.N1	30-NOV-2002 19:18:05	Bright	38.500	49	1Alp UMi	1.9900	6300.0	77	3932	No
388	GOM_NL__2PRFIN20021130_192245_000000362011_00371_03932_1876.N1	30-NOV-2002 19:22:45	Bright	35.500	60	7Bet UMi	2.0810	3950.0	71	3932	No
389	GOM_NL__2PRFIN20021130_192446_000000472011_00371_03932_1877.N1	30-NOV-2002 19:24:46	Bright	47.000	36	50Alp UMa	1.8000	6300.0	94	3932	No
390	GOM_NL__2PRFIN20021130_192621_000000492011_00371_03932_1878.N1	30-NOV-2002 19:26:21	Bright	48.500	82	48Bet UMa	2.3650	10600.	97	3932	No
391	GOM_NL__2PRFIN20021130_192759_000000402011_00371_03932_1879.N1	30-NOV-2002 19:27:59	Bright	40.000	32	77Eps UMa	1.7630	11000.	80	3932	No
392	GOM_NL__2PRFIN20021130_193002_000000462011_00371_03932_1880.N1	30-NOV-2002 19:30:02	Bright	45.500	39	85Eta UMa	1.8540	24000.	91	3932	No
393	GOM_NL__2PRFIN20021130_193255_000000372011_00371_03932_1881.N1	30-NOV-2002 19:32:55	Bright	37.000	180	27Gam Boo	3.0400	8000.0	74	3932	No
394	GOM_NL__2PRFIN20021130_193557_000000362011_00371_03932_1882.N1	30-NOV-2002 19:35:57	Bright	35.500	83		2.3780	11000.	71	3932	No
395	GOM_NL__2PRFIN20021130_193828_000000372011_00371_03932_1883.N1	30-NOV-2002 19:38:28	Bright	36.500	3	16Alp Boo	-0.050000	4250.0	73	3932	No
396	GOM_NL__2PRFIN20021130_194200_000000772011_00371_03932_1884.N1	30-NOV-2002 19:42:00	Bright	76.500	96	68Del Leo	2.5600	9300.0	153	3932	No

397	GOM_NL__2PRFIN20021130_194619_000000452011_00371_03932_1885.N1	30-NOV-2002 19:46:19	Bright	45.000	121	29Gam Vir	2.7400	7200.0	90	3932	No
398	GOM_NL__2PRFIN20021130_194748_000000502011_00371_03932_1886.N1	30-NOV-2002 19:47:48	Bright	49.500	15	67Alp Vir	0.97600	28000.	99	3932	No
399	GOM_NL__2PRFIN20021130_195102_000000482011_00371_03932_1887.N1	30-NOV-2002 19:51:02	Twilight	47.500	163	7Del Crv	2.9450	11000.	95	3932	No
400	GOM_NL__2PRFIN20021130_195242_000000462011_00371_03932_1888.N1	30-NOV-2002 19:52:42	Twilight	45.500	106	9Bet Crv	2.6480	5600.0	91	3932	No
401	GOM_NL__2PRFIN20021130_195443_000000402011_00371_03932_1889.N1	30-NOV-2002 19:54:43	Dark	39.500	123	1ot Cen	2.7500	10200.	79	3932	No
402	GOM_NL__2PRFIN20021130_195847_000000392011_00371_03932_1890.N1	30-NOV-2002 19:58:47	Dark	38.500	77	Eps Cen	2.3030	28000.	77	3932	No
403	GOM_NL__2PRFIN20021130_200026_000000462011_00371_03932_1891.N1	30-NOV-2002 20:00:26	Dark	46.000	10	Bet Cen	0.61000	28000.	92	3932	No
404	GOM_NL__2PRFIN20021130_200221_000000442011_00372_03933_1856.N1	30-NOV-2002 20:02:21	Dark	43.500	12	Alp1Cru	0.77500	30000.	87	3933	No
405	GOM_NL__2PRFIN20021130_200503_000000402011_00372_03933_1857.N1	30-NOV-2002 20:05:03	Dark	39.500	124	The Car	2.7640	30000.	79	3933	No
406	GOM_NL__2PRFIN20021130_200942_000000512011_00372_03933_1858.N1	30-NOV-2002 20:09:42	Dark	50.500	41	Eps Car	1.8600	4100.0	101	3933	No
407	GOM_NL__2PRFIN20021130_201139_000000512011_00372_03933_1859.N1	30-NOV-2002 20:11:39	Dark	51.000	34	Gam2Vel	1.7930	23000.	102	3933	No
408	GOM_NL__2PRFIN20021130_201504_000000582011_00372_03933_1860.N1	30-NOV-2002 20:15:04	Dark	58.000	2	Alp Car	-0.73600	7000.0	116	3933	No
409	GOM_NL__2PRFIN20021130_201654_000000632011_00372_03933_1861.N1	30-NOV-2002 20:16:54	Dark	62.500	117	Pi Pup	2.7060	3800.0	125	3933	No
410	GOM_NL__2PRFIN20021130_202041_000000742011_00372_03933_1862.N1	30-NOV-2002 20:20:41	Dark	73.500	23	21Eps CMa	1.5020	26000.	147	3933	No
411	GOM_NL__2PRFIN20021130_202253_000000742011_00372_03933_1863.N1	30-NOV-2002 20:22:53	Straylight	74.000	179	24Omi2CMa	3.0320	24000.	148	3933	No
412	GOM_NL__2PRFIN20021130_202707_000000962011_00372_03933_1864.N1	30-NOV-2002 20:27:07	Straylight	96.000	1	9Alp CMa	-1.4400	11000.	192	3933	No
413	GOM_NL__2PRFIN20021130_203052_000000692011_00372_03933_1865.N1	30-NOV-2002 20:30:52	Straylight	69.000	7	19Bet Ori	0.10000	14000.	138	3933	No
414	GOM_NL__2PRFIN20021130_203356_000000632011_00372_03933_1866.N1	30-NOV-2002 20:33:56	Twilight	63.000	30	46Eps Ori	1.6940	30000.	126	3933	No
415	GOM_NL__2PRFIN20021130_203640_000000662011_00372_03933_1867.N1	30-NOV-2002 20:36:40	Twilight	66.000	27	24Gam Ori	1.6360	26000.	132	3933	No
416	GOM_NL__2PRFIN20021130_203851_000000592011_00372_03933_1868.N1	30-NOV-2002 20:38:51	Bright	59.000	13	87Alp Tau	0.86700	3800.0	118	3933	No
417	GOM_NL__2PRFIN20021130_204029_000000402011_00372_03933_1869.N1	30-NOV-2002 20:40:29	Bright	40.000	146	25Eta Tau	2.8730	15200.	80	3933	No
418	GOM_NL__2PRFIN20021130_204252_000000412011_00372_03933_1870.N1	30-NOV-2002 20:42:52	Bright	40.500	150	44Zet Per	2.8900	28000.	81	3933	No
419	GOM_NL__2PRFIN20021130_204503_000000412011_00372_03933_1871.N1	30-NOV-2002 20:45:03	Bright	40.500	79	26Bet Per	2.3100	13100.	81	3933	No
420	GOM_NL__2PRFIN20021130_204718_000000392011_00372_03933_1872.N1	30-NOV-2002 20:47:18	Bright	38.500	175	39Del Per	3.0100	19400.	77	3933	No
421	GOM_NL__2PRFIN20021130_204837_000000392011_00372_03933_1873.N1	30-NOV-2002 20:48:37	Bright	39.000	160	23Gam Per	2.9300	4700.0	78	3933	No
422	GOM_NL__2PRFIN20021130_205058_000000362011_00372_03933_1874.N1	30-NOV-2002 20:50:58	Bright	36.000	110	37Del Cas	2.6780	8900.0	72	3933	No
423	GOM_NL__2PRFIN20021130_205841_000000392011_00372_03933_1875.N1	30-NOV-2002 20:58:41	Bright	38.500	49	1Alp UMi	1.9900	6300.0	77	3933	No
424	GOM_NL__2PRFIN20021130_210322_000000342011_00372_03933_1876.N1	30-NOV-2002 21:03:22	Bright	34.000	60	7Bet UMi	2.0810	3950.0	68	3933	No
425	GOM_NL__2PRFIN20021130_210522_000000472011_00372_03933_1877.N1	30-NOV-2002 21:05:22	Bright	46.500	36	50Alp UMa	1.8000	6300.0	93	3933	No
426	GOM_NL__2PRFIN20021130_210659_000000492011_00372_03933_1878.N1	30-NOV-2002 21:06:59	Bright	49.000	82	48Bet UMa	2.3650	10600.	98	3933	No
427	GOM_NL__2PRFIN20021130_210835_000000422011_00372_03933_1879.N1	30-NOV-2002 21:08:35	Bright	41.500	32	77Eps UMa	1.7630	11000.	83	3933	No
428	GOM_NL__2PRFIN20021130_211038_000000402011_00372_03933_1880.N1	30-NOV-2002 21:10:38	Bright	39.500	39	85Eta UMa	1.8540	24000.	79	3933	No
429	GOM_NL__2PRFIN20021130_211331_000000362011_00372_03933_1881.N1	30-NOV-2002 21:13:31	Bright	35.500	180	27Gam Boo	3.0400	8000.0	71	3933	No
430	GOM_NL__2PRFIN20021130_211633_000000352011_00372_03933_1882.N1	30-NOV-2002 21:16:33	Bright	34.500	83		2.3780	11000.	69	3933	No
431	GOM_NL__2PRFIN20021130_211904_000000372011_00372_03933_1883.N1	30-NOV-2002 21:19:04	Bright	37.000	3	16Alp Boo	-0.050000	4250.0	74	3933	No
432	GOM_NL__2PRFIN20021130_212237_000000732011_00372_03933_1884.N1	30-NOV-2002 21:22:37	Bright	73.000	96	68Del Leo	2.5600	9300.0	146	3933	No
433	GOM_NL__2PRFIN20021130_212656_000000612011_00372_03933_1885.N1	30-NOV-2002 21:26:56	Bright	61.000	121	29Gam Vir	2.7400	7200.0	122	3933	No
434	GOM_NL__2PRFIN20021130_212824_000000542011_00372_03933_1886.N1	30-NOV-2002 21:28:24	Bright	54.000	15	67Alp Vir	0.97600	28000.	108	3933	No
435	GOM_NL__2PRFIN20021130_213140_000000472011_00372_03933_1887.N1	30-NOV-2002 21:31:40	Twilight	47.000	163	7Del Crv	2.9450	11000.	94	3933	No
436	GOM_NL__2PRFIN20021130_213318_000000462011_00372_03933_1888.N1	30-NOV-2002 21:33:18	Twilight	46.000	106	9Bet Crv	2.6480	5600.0	92	3933	No
437	GOM_NL__2PRFIN20021130_213520_000000402011_00372_03933_1889.N1	30-NOV-2002 21:35:20	Dark	39.500	123	1ot Cen	2.7500	10200.	79	3933	No
438	GOM_NL__2PRFIN20021130_213923_000000372011_00372_03933_1890.N1	30-NOV-2002 21:39:23	Dark	36.500	77	Eps Cen	2.3030	28000.	73	3933	No
439	GOM_NL__2PRFIN20021130_214102_000000412011_00372_03933_1891.N1	30-NOV-2002 21:41:02	Dark	41.000	10	Bet Cen	0.61000	28000.	82	3933	No
440	GOM_NL__2PRFIN20021130_214258_000000462011_00373_03934_1857.N1	30-NOV-2002 21:42:58	Dark	46.000	12	Alp1Cru	0.77500	30000.	92	3934	No
441	GOM_NL__2PRFIN20021130_214540_000000382011_00373_03934_1858.N1	30-NOV-2002 21:45:40	Dark	38.000	124	The Car	2.7640	30000.	76	3934	No
442	GOM_NL__2PRFIN20021130_215017_000000572011_00373_03934_1859.N1	30-NOV-2002 21:50:17	Dark	56.500	41	Eps Car	1.8600	4100.0	113	3934	No
443	GOM_NL__2PRFIN20021130_215216_000000532011_00373_03934_1860.N1	30-NOV-2002 21:52:16	Dark	52.500	34	Gam2Vel	1.7930	23000.	105	3934	No
444	GOM_NL__2PRFIN20021130_215540_000000522011_00373_03934_1861.N1	30-NOV-2002 21:55:40	Dark	51.500	2	Alp Car	-0.73600	7000.0	103	3934	No
445	GOM_NL__2PRFIN20021130_215730_000000672011_00373_03934_1862.N1	30-NOV-2002 21:57:30	Dark	67.000	117	Pi Pup	2.7060	3800.0	134	3934	No
446	GOM_NL__2PRFIN20021130_220119_000000722011_00373_03934_1863.N1	30-NOV-2002 22:01:19	Dark	71.500	23	21Eps CMa	1.5020	26000.	143	3934	No
447	GOM_NL__2PRFIN20021130_220330_000000742011_00373_03934_1864.N1	30-NOV-2002 22:03:30	Straylight	74.000	179	24Omi2CMa	3.0320	24000.	148	3934	No
448	GOM_NL__2PRFIN20021130_220746_000001102011_00373_03934_1865.N1	30-NOV-2002 22:07:46	Straylight	110.00	1	9Alp CMa	-1.4400	11000.	220	3934	No
449	GOM_NL__2PRFIN20021130_221128_000000632011_00373_03934_1866.N1	30-NOV-2002 22:11:28	Straylight	62.500	7	19Bet Ori	0.10000	14000.	125	3934	No
450	GOM_NL__2PRFIN20021130_221432_000000682011_00373_03934_1867.N1	30-NOV-2002 22:14:32	Twilight	67.500	30	46Eps Ori	1.6940	30000.	135	3934	No
451	GOM_NL__2PRFIN20021130_221715_000000652011_00373_03934_1868.N1	30-NOV-2002 22:17:15	Twilight	65.000	27	24Gam Ori	1.6360	26000.	130	3934	No
452	GOM_NL__2PRFIN20021130_221929_000000562011_00373_03934_1869.N1	30-NOV-2002 22:19:29	Bright	55.500	13	87Alp Tau	0.86700	3800.0	111	3934	No
453	GOM_NL__2PRFIN20021130_222103_000000422011_00373_03934_1870.N1	30-NOV-2002 22:21:03	Bright	42.000	146	25Eta Tau	2.8730	15200.	84	3934	No
454	GOM_NL__2PRFIN20021130_222327_000000422011_00373_03934_1871.N1	30-NOV-2002 22:23:27	Bright	42.000	150	44Zet Per	2.8900	28000.	84	3934	No
455	GOM_NL__2PRFIN20021130_222540_000000402011_00373_03934_1872.N1	30-NOV-2002 22:25:40	Bright	40.000	79	26Bet Per	2.3100	13100.	80	3934	No

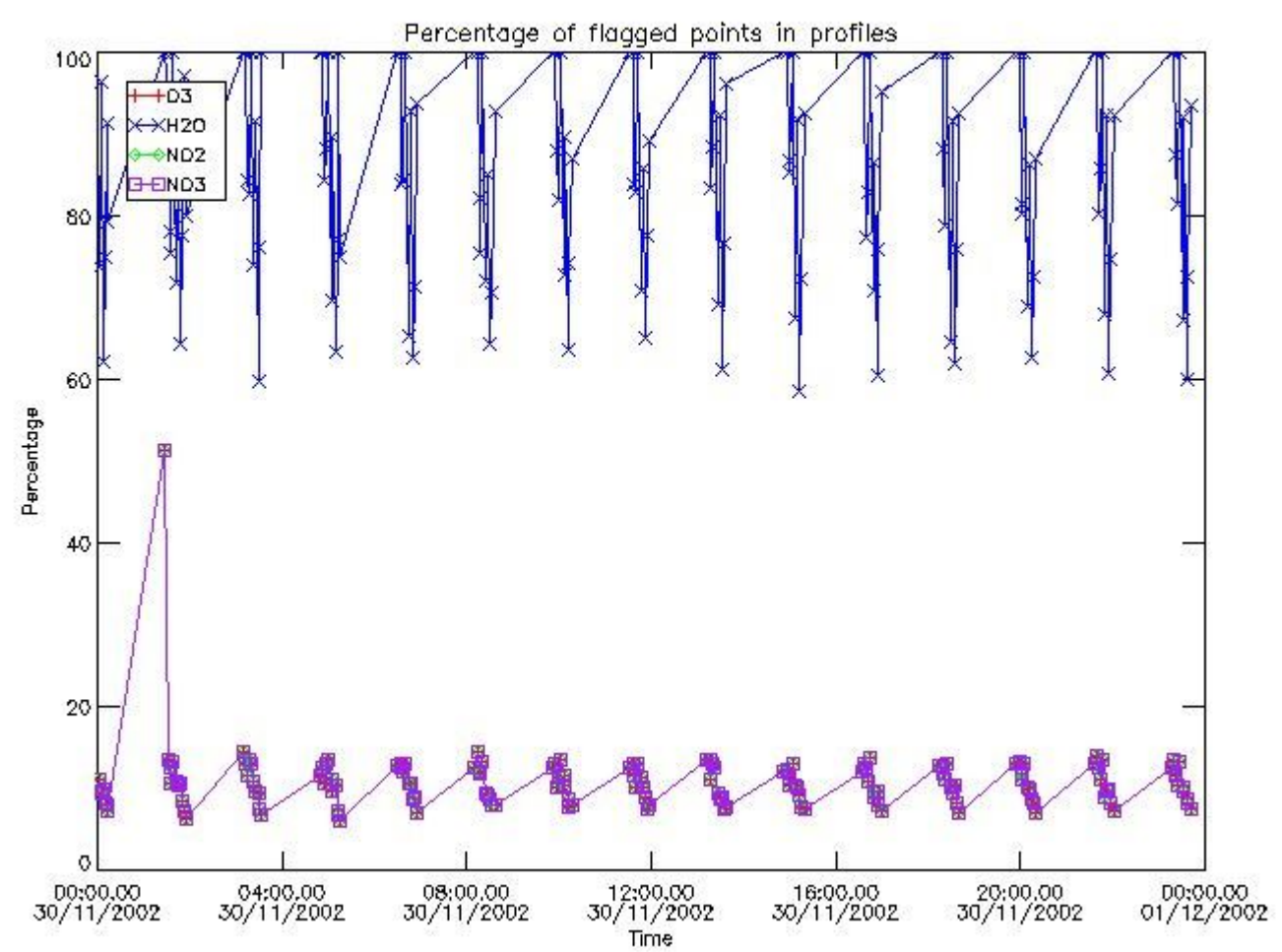


456	GOM_NL__2PRFIN20021130_222754_000000392011_00373_03934_1873.N1	30-NOV-2002 22:27:54	Bright	39.000	175	39Del Per	3.0100	19400.	78	3934	No
457	GOM_NL__2PRFIN20021130_222913_000000402011_00373_03934_1874.N1	30-NOV-2002 22:29:13	Bright	40.000	160	23Gam Per	2.9300	4700.0	80	3934	No
458	GOM_NL__2PRFIN20021130_223134_000000372011_00373_03934_1875.N1	30-NOV-2002 22:31:34	Bright	36.500	110	37Del Cas	2.6780	8900.0	73	3934	No
459	GOM_NL__2PRFIN20021130_223917_000000352011_00373_03934_1876.N1	30-NOV-2002 22:39:17	Bright	34.500	49	1Alp UMi	1.9900	6300.0	69	3934	No
460	GOM_NL__2PRFIN20021130_224357_000000392011_00373_03934_1877.N1	30-NOV-2002 22:43:57	Bright	38.500	60	7Bet UMi	2.0810	3950.0	77	3934	No
461	GOM_NL__2PRFIN20021130_224558_000000472011_00373_03934_1878.N1	30-NOV-2002 22:45:58	Bright	46.500	36	50Alp UMa	1.8000	6300.0	93	3934	No
462	GOM_NL__2PRFIN20021130_224734_000000502011_00373_03934_1879.N1	30-NOV-2002 22:47:34	Bright	49.500	82	48Bet UMa	2.3650	10600.	99	3934	No
463	GOM_NL__2PRFIN20021130_224910_000000422011_00373_03934_1880.N1	30-NOV-2002 22:49:10	Bright	42.000	32	77Eps UMa	1.7630	11000.	84	3934	No
464	GOM_NL__2PRFIN20021130_225114_000000392011_00373_03934_1881.N1	30-NOV-2002 22:51:14	Bright	39.000	39	85Eta UMa	1.8540	24000.	78	3934	No
465	GOM_NL__2PRFIN20021130_225405_000000382011_00373_03934_1882.N1	30-NOV-2002 22:54:05	Bright	38.000	180	27Gam Boo	3.0400	8000.0	76	3934	No
466	GOM_NL__2PRFIN20021130_225710_000000372011_00373_03934_1883.N1	30-NOV-2002 22:57:10	Bright	36.500	83		2.3780	11000.	73	3934	No
467	GOM_NL__2PRFIN20021130_225940_000000372011_00373_03934_1884.N1	30-NOV-2002 22:59:40	Bright	36.500	3	16Alp Boo	-0.050000	4250.0	73	3934	No
468	GOM_NL__2PRFIN20021130_230314_000000742011_00373_03934_1885.N1	30-NOV-2002 23:03:14	Bright	74.000	96	68Del Leo	2.5600	9300.0	148	3934	No
469	GOM_NL__2PRFIN20021130_230732_000000612011_00373_03934_1886.N1	30-NOV-2002 23:07:32	Bright	61.000	121	29Gam Vir	2.7400	7200.0	122	3934	No
470	GOM_NL__2PRFIN20021130_230901_000000502011_00373_03934_1887.N1	30-NOV-2002 23:09:01	Bright	49.500	15	67Alp Vir	0.97600	28000.	99	3934	No
471	GOM_NL__2PRFIN20021130_231217_000000462011_00373_03934_1888.N1	30-NOV-2002 23:12:17	Twilight	46.000	163	7Del Crv	2.9450	11000.	92	3934	No
472	GOM_NL__2PRFIN20021130_231355_000000492011_00373_03934_1889.N1	30-NOV-2002 23:13:55	Twilight	48.500	106	9Bet Crv	2.6480	5600.0	97	3934	No
473	GOM_NL__2PRFIN20021130_231557_000000412011_00373_03934_1890.N1	30-NOV-2002 23:15:57	Dark	41.000	123	lot Cen	2.7500	10200.	82	3934	No
474	GOM_NL__2PRFIN20021130_231959_000000382011_00373_03934_1891.N1	30-NOV-2002 23:19:59	Dark	38.000	77	Eps Cen	2.3030	28000.	76	3934	No
475	GOM_NL__2PRFIN20021130_232138_000000442011_00373_03934_1892.N1	30-NOV-2002 23:21:38	Dark	44.000	10	Bet Cen	0.61000	28000.	88	3934	No
476	GOM_NL__2PRFIN20021130_232333_000000492011_00374_03935_1877.N1	30-NOV-2002 23:23:33	Dark	49.000	12	Alp1Cru	0.77500	30000.	98	3935	No
477	GOM_NL__2PRFIN20021130_232616_000000392011_00374_03935_1878.N1	30-NOV-2002 23:26:16	Dark	38.500	124	The Car	2.7640	30000.	77	3935	No
478	GOM_NL__2PRFIN20021130_233054_000000532011_00374_03935_1879.N1	30-NOV-2002 23:30:54	Dark	52.500	41	Eps Car	1.8600	4100.0	105	3935	No
479	GOM_NL__2PRFIN20021130_233253_000000512011_00374_03935_1880.N1	30-NOV-2002 23:32:53	Dark	50.500	34	Gam2Vel	1.7930	23000.	101	3935	No
480	GOM_NL__2PRFIN20021130_233617_000000582011_00374_03935_1881.N1	30-NOV-2002 23:36:17	Dark	58.000	2	Alp Car	-0.73600	7000.0	116	3935	No
481	GOM_NL__2PRFIN20021130_233807_000000632011_00374_03935_1882.N1	30-NOV-2002 23:38:07	Dark	62.500	117	Pi Pup	2.7060	3800.0	125	3935	No
482	GOM_NL__2PRFIN20021130_234156_000000692011_00374_03935_1883.N1	30-NOV-2002 23:41:56	Dark	69.000	23	21Eps CMa	1.5020	26000.	138	3935	No
483	GOM_NL__2PRFIN20021130_234406_000000752011_00374_03935_1884.N1	30-NOV-2002 23:44:06	Straylight	75.000	179	24Omi2CMa	3.0320	24000.	150	3935	No
484	GOM_NL__2PRFIN20021130_234756_000000732011_00374_03935_1885.N1	30-NOV-2002 23:47:56	Straylight	73.000	47	2Bet CMa	1.9760	28000.	146	3935	No
485	GOM_NL__2PRFIN20021130_235143_000000632011_00374_03935_1886.N1	30-NOV-2002 23:51:43	Straylight	63.000	56	53Kap Ori	2.0650	30000.	126	3935	No
486	GOM_NL__2PRFIN20021130_235507_000000652011_00374_03935_1887.N1	30-NOV-2002 23:55:07	Twilight	64.500	30	46Eps Ori	1.6940	30000.	129	3935	No
487	GOM_NL__2PRFIN20021130_235751_000000622011_00374_03935_1888.N1	30-NOV-2002 23:57:51	Twilight	62.000	27	24Gam Ori	1.6360	26000.	124	3935	No

### 3. Quality information per product

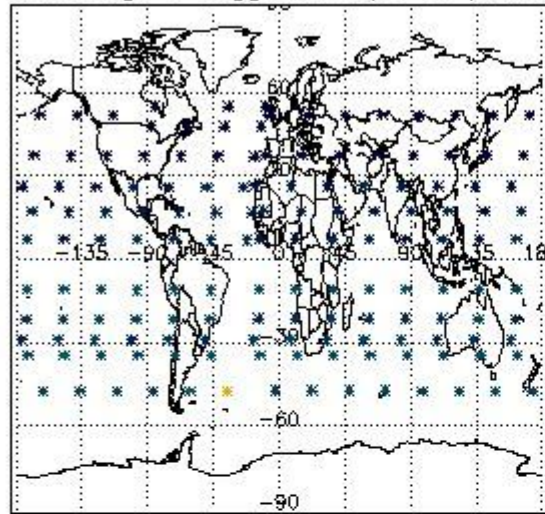
In this section it is plotted some information contained in the Quality Summary data set of the level 2 products. Only products in dark limb conditions and without errors (error flag in the MPH set to "0") are used.

#### 3.1 Plot quality information per product (time dependant)

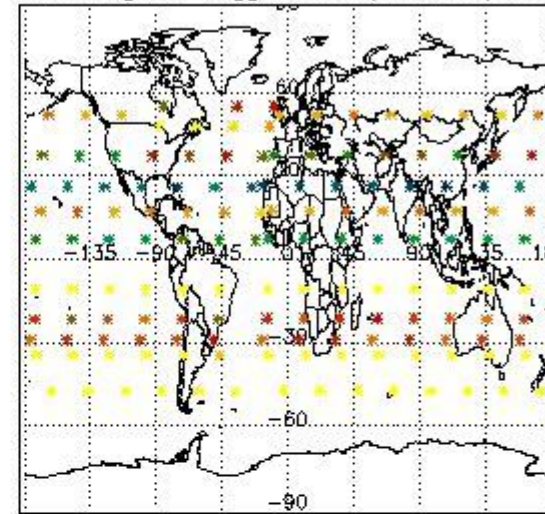


3.2 Plot quality information per product (world map)


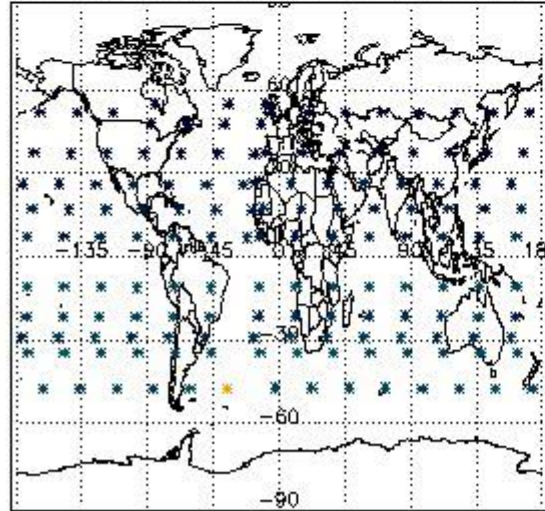
Percentage of flagged data per O3 profile



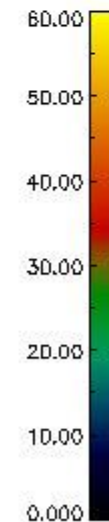
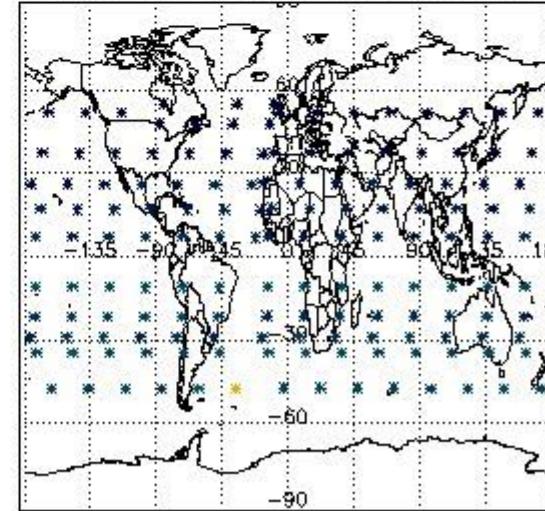
Percentage of flagged data per H2O profile



Percentage of flagged data per NO2 profile



Percentage of flagged data per NO3 profile



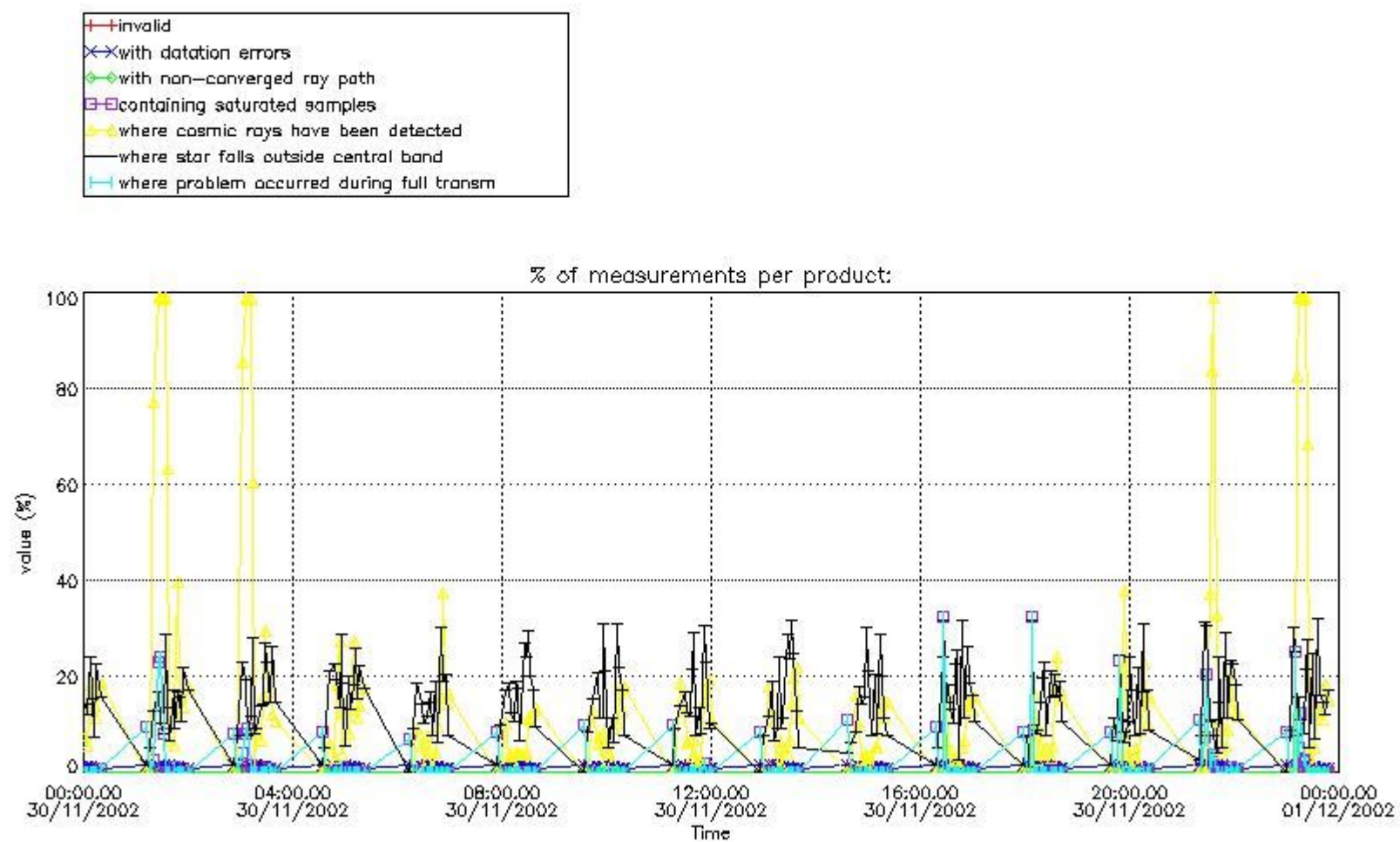
#### 4. Level 1 quality information per product

In this section it is plotted some information contained in the Quality Summary data set of the level 2 products that comes from the level 1b processing. Products without errors (error flag in the MPH set to "0") are used.

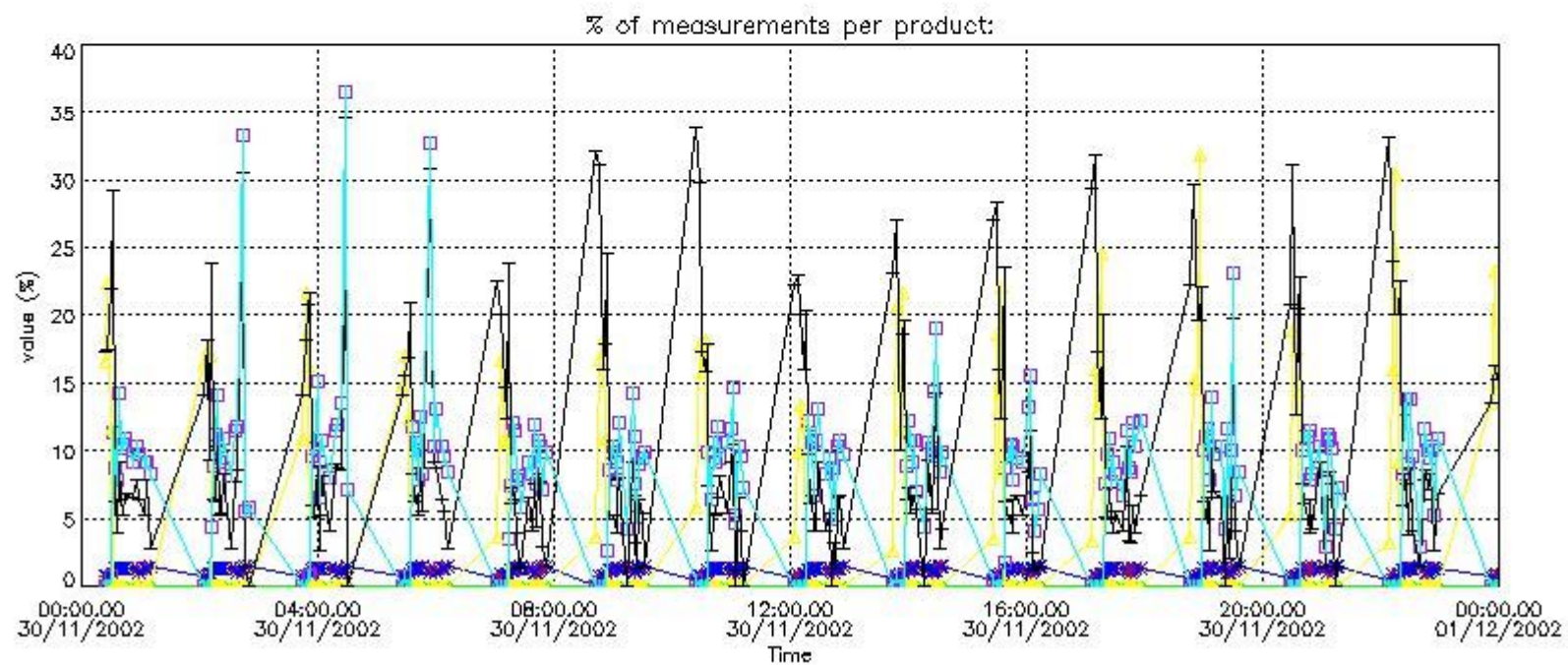
##### 4.1 Plot quality information per product (time dependant) coming from level 1b processing

###### 4.1.1 Plot level 1 quality information per product (time dependant): ENVISAT ASCENDING passes





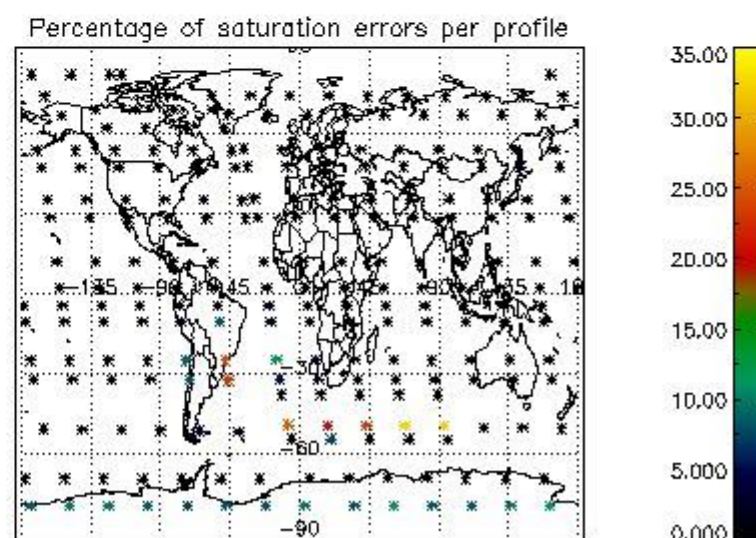
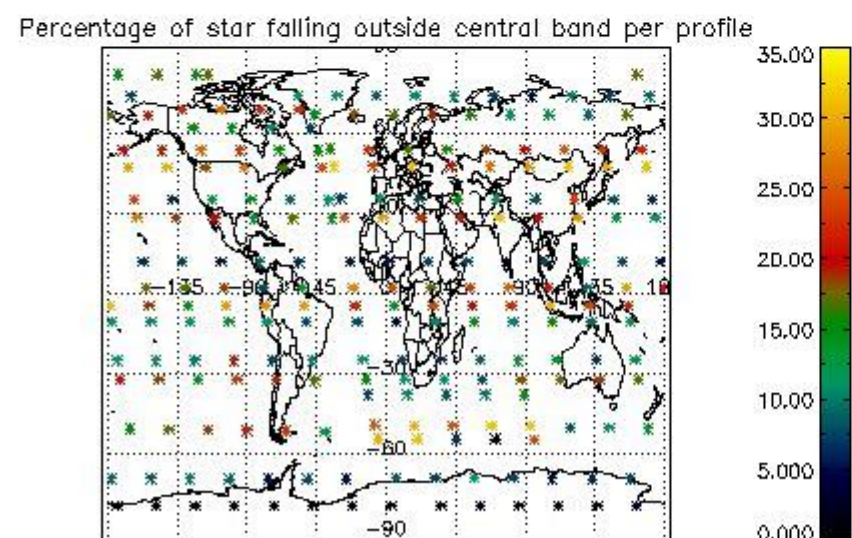
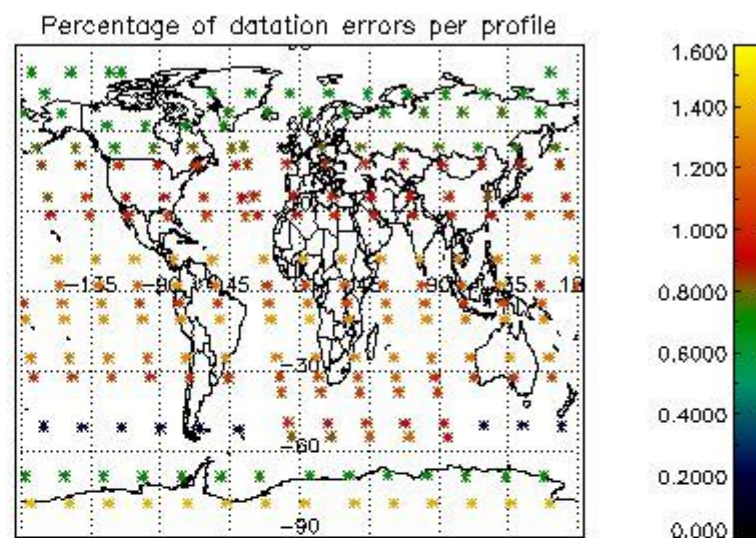
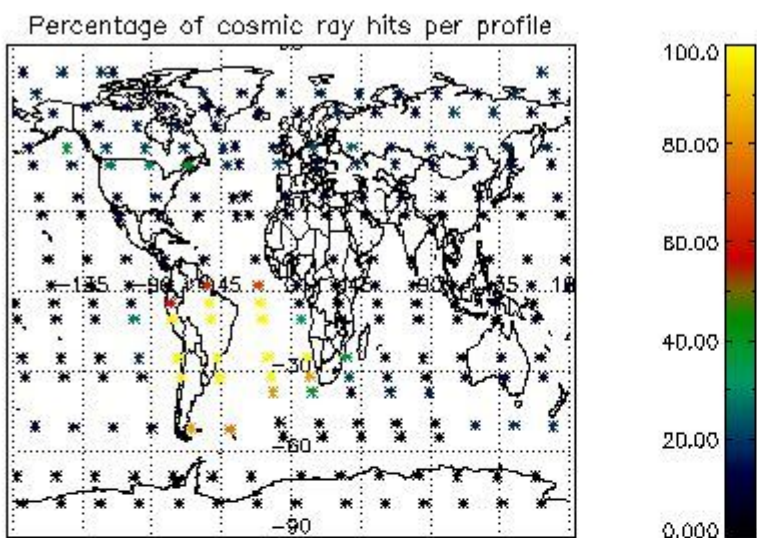
4.1.2 Plot level 1 quality information per product (time dependant): ENVI SAT DESCENDING passes



*4.2 Plot quality information per product coming from level 1b processing (world map)*

*4.2.1 Plot level 1 quality information per product (world map): ENVISAT ASCENDING passes*

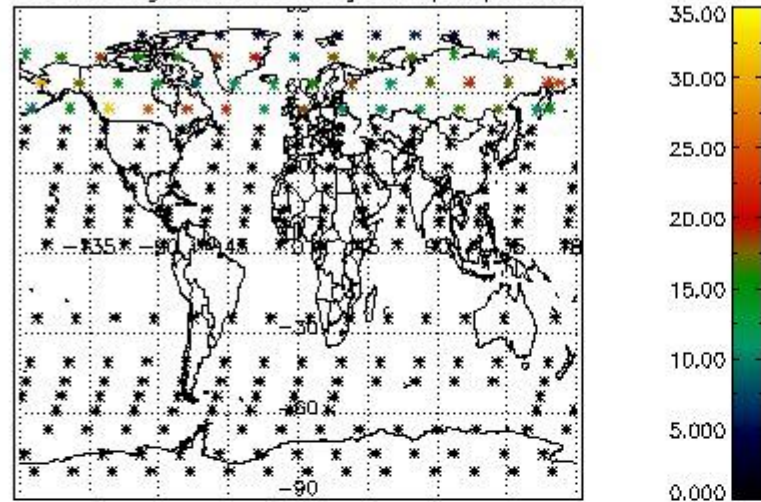




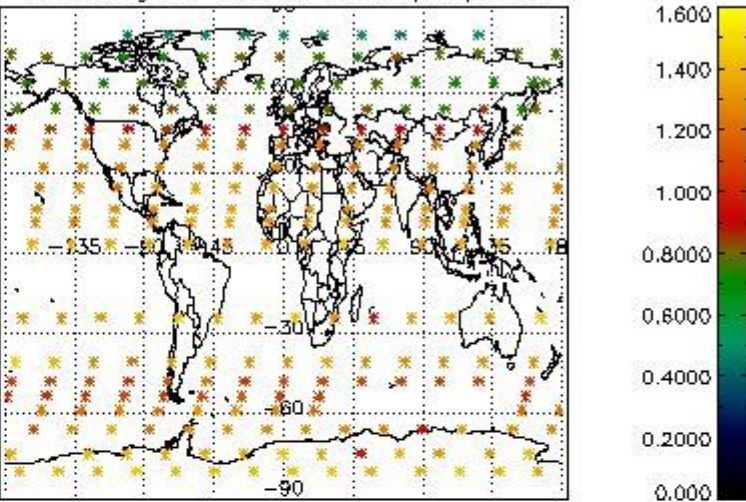
4.2.2 Plot level 1 quality information per product (world map): ENVISAT DESCENDING passes



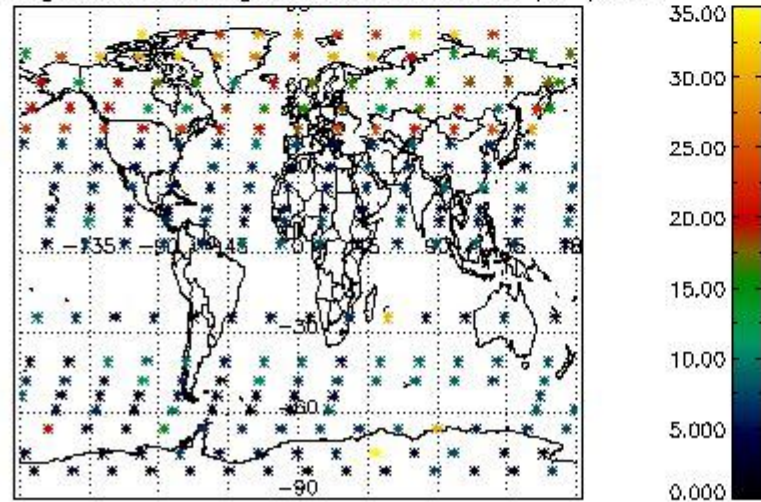
Percentage of cosmic ray hits per profile



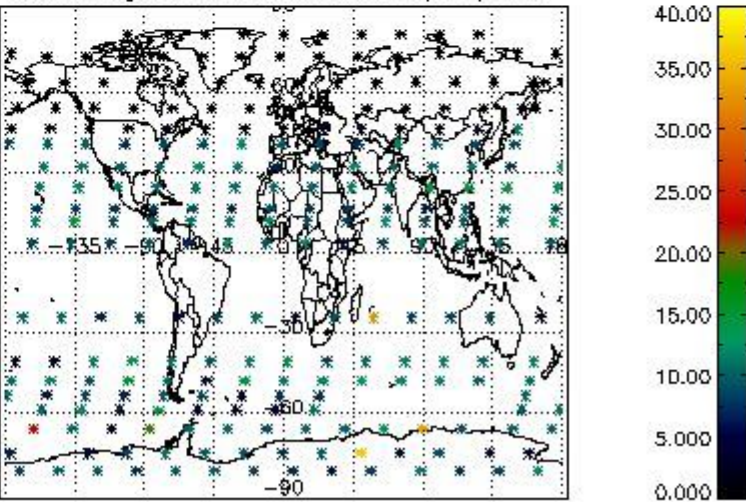
Percentage of datation errors per profile



Percentage of star falling outside central band per profile



Percentage of saturation errors per profile



## 5. Trace gas profiles

### 5.1 Ozone statistics based on quality of products

The final quality of the products can be "measured" using the STD (Standard Deviation) attached to every point profile. This information is written to the parameter GOM\_NL\_\_2P/NL\_LOCAL\_SPECIES\_DENSITY/o3\_std of the level 2 products. The table below shows the statistics for given STD ranges.

The statistics are given with respect to the overall valid production:

- Products without fatal errors: GOM\_NL\_\_2P/MPH/PRODUCT\_ERR=0
- Valid point profile: GOM\_NL\_\_2P/NL\_LOCAL\_SPECIES\_DENSITY/pcd(0)=0

The 'Criteria' is applied to valid points of dark limb products:

- Products in dark limb illumination condition: GOM\_NL\_\_2P/NL\_SUMMARY\_QUALITY/obs\_ill\_cond=0
- Products without fatal errors: GOM\_NL\_\_2P/MPH/PRODUCT\_ERR=0
- Valid point profile: GOM\_NL\_\_2P/NL\_LOCAL\_SPECIES\_DENSITY/pcd(0)=0

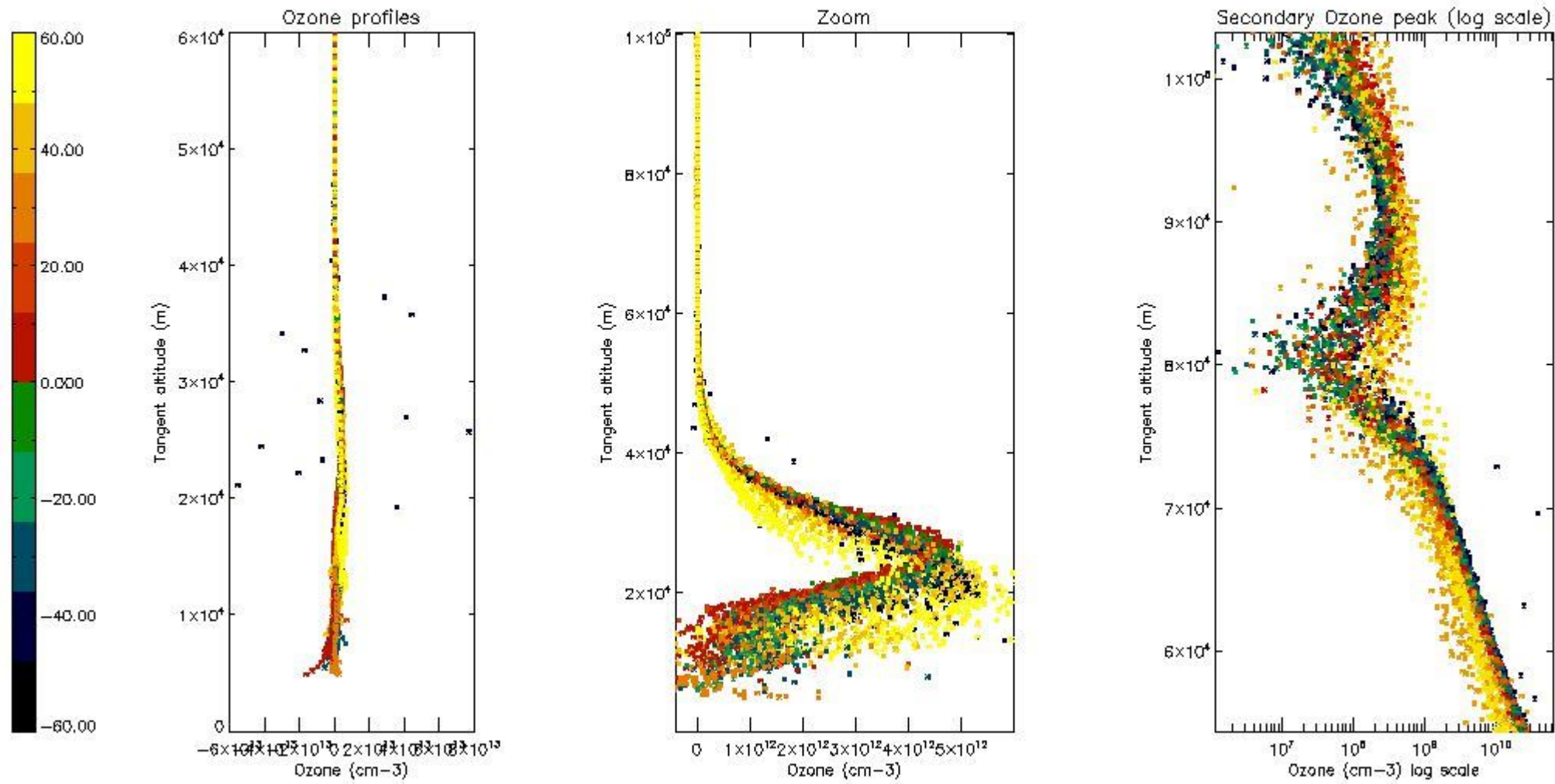
So, the table below shows the percentage of dark limb and valid observations for each criteria with respect to the overall valid daily observations.

Criteria	% of total production
All STD	29
STD < 20	19

STD < 10	16
STD < 5	13

5.2 Plot ozone profiles for all STD (dark without errors)

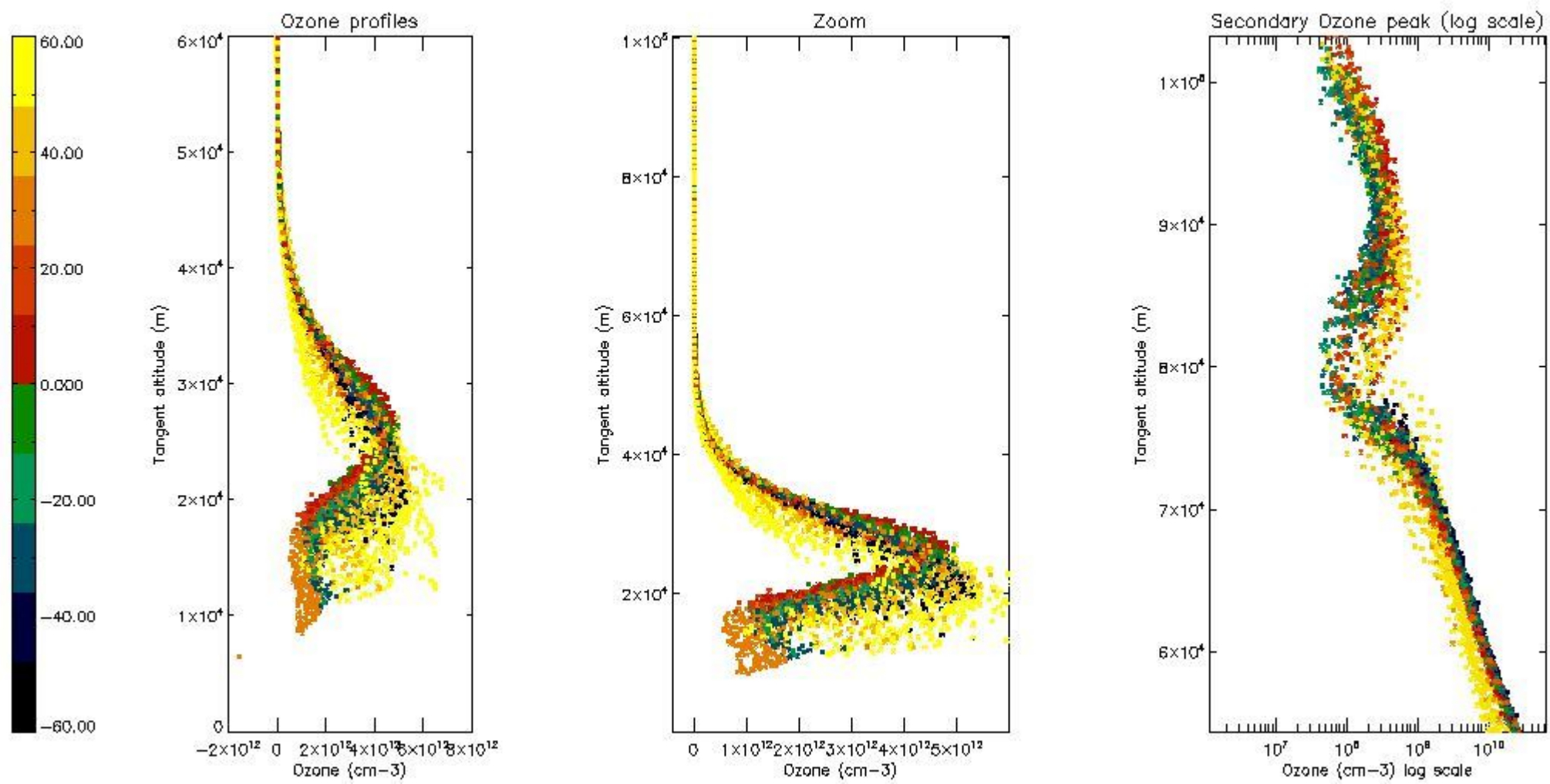
The colorbar represents the latitude.



5.3 Plot ozone profiles where STD < 20% (dark without errors)

The colorbar represents the latitude.

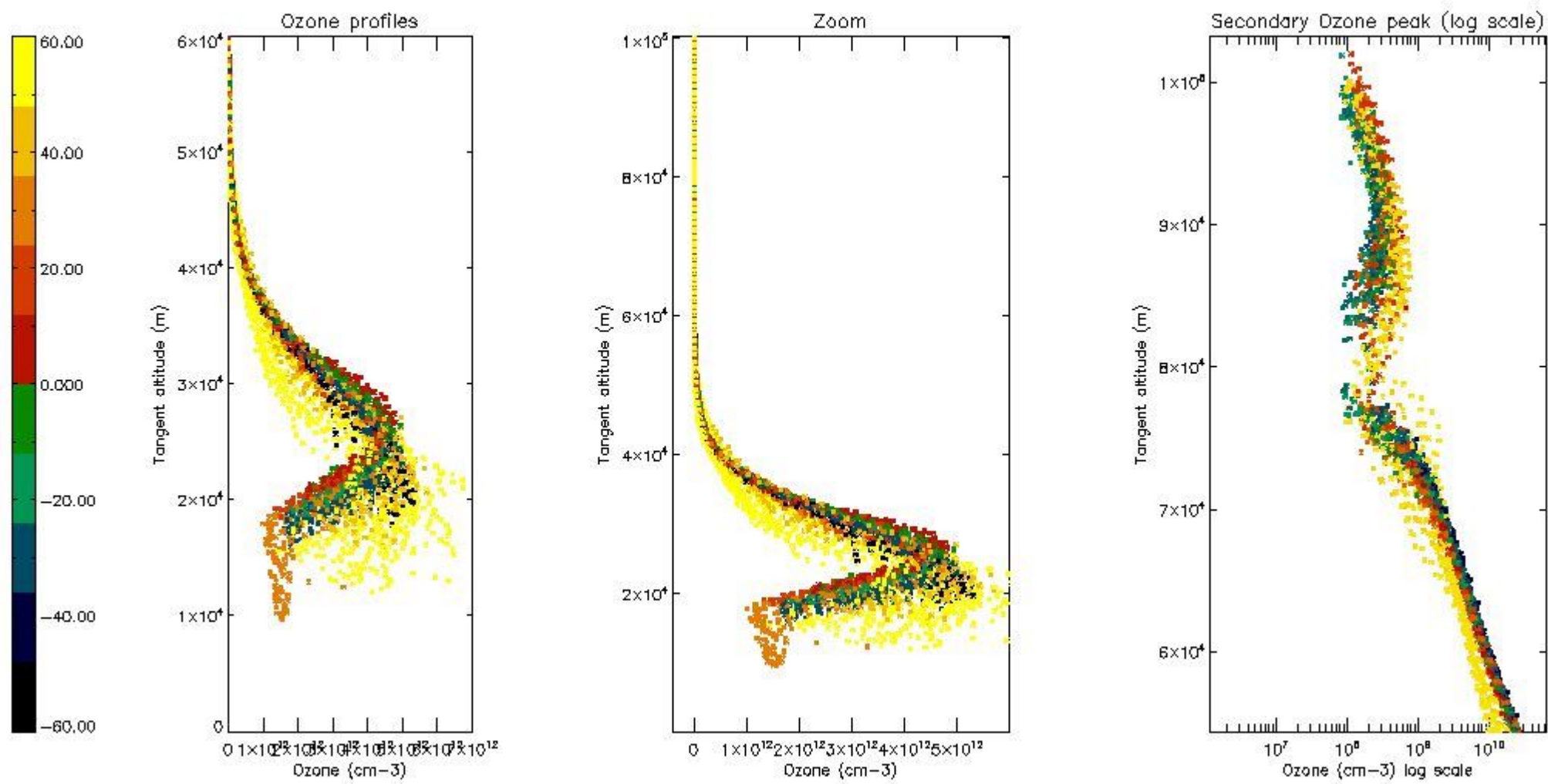




*5.4 Plot ozone profiles where STD < 10% (dark without errors)*

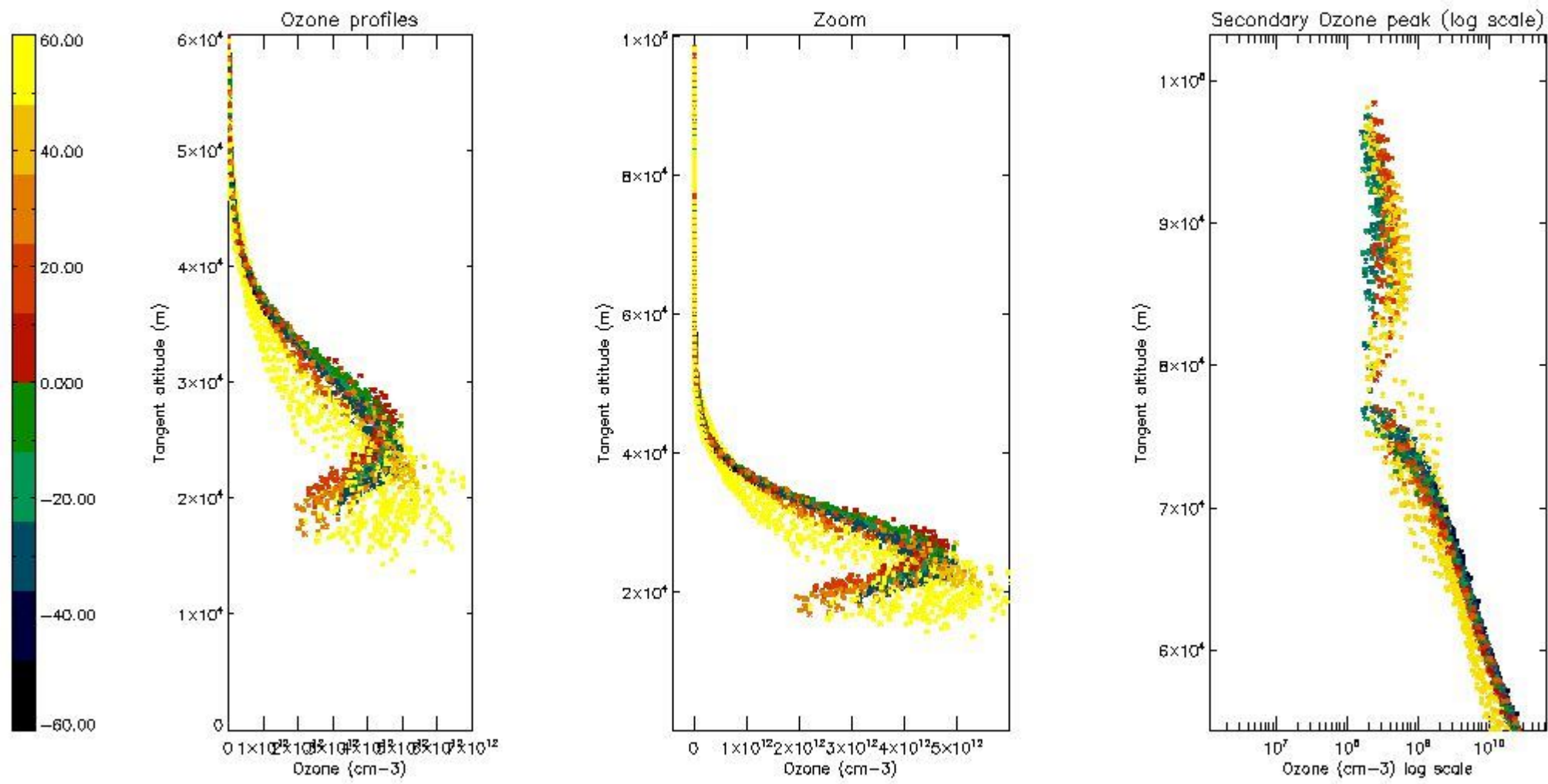
The colorbar represents the latitude.





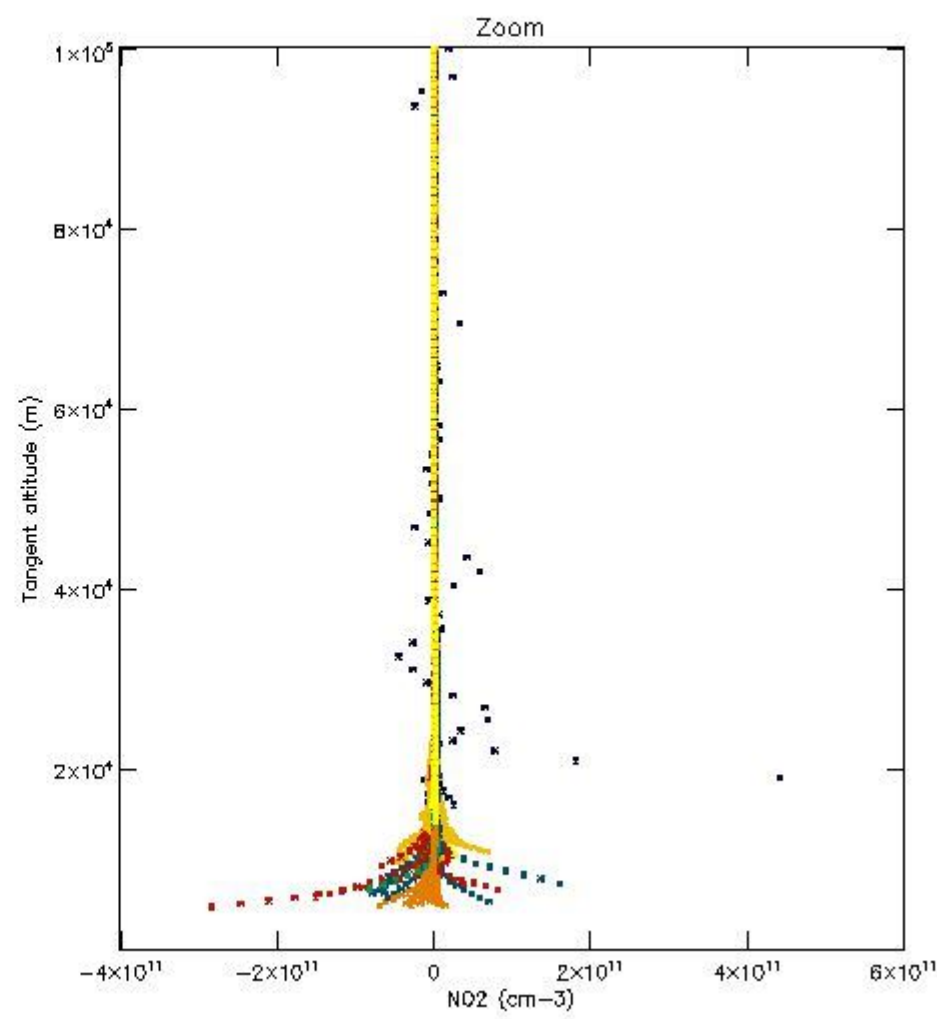
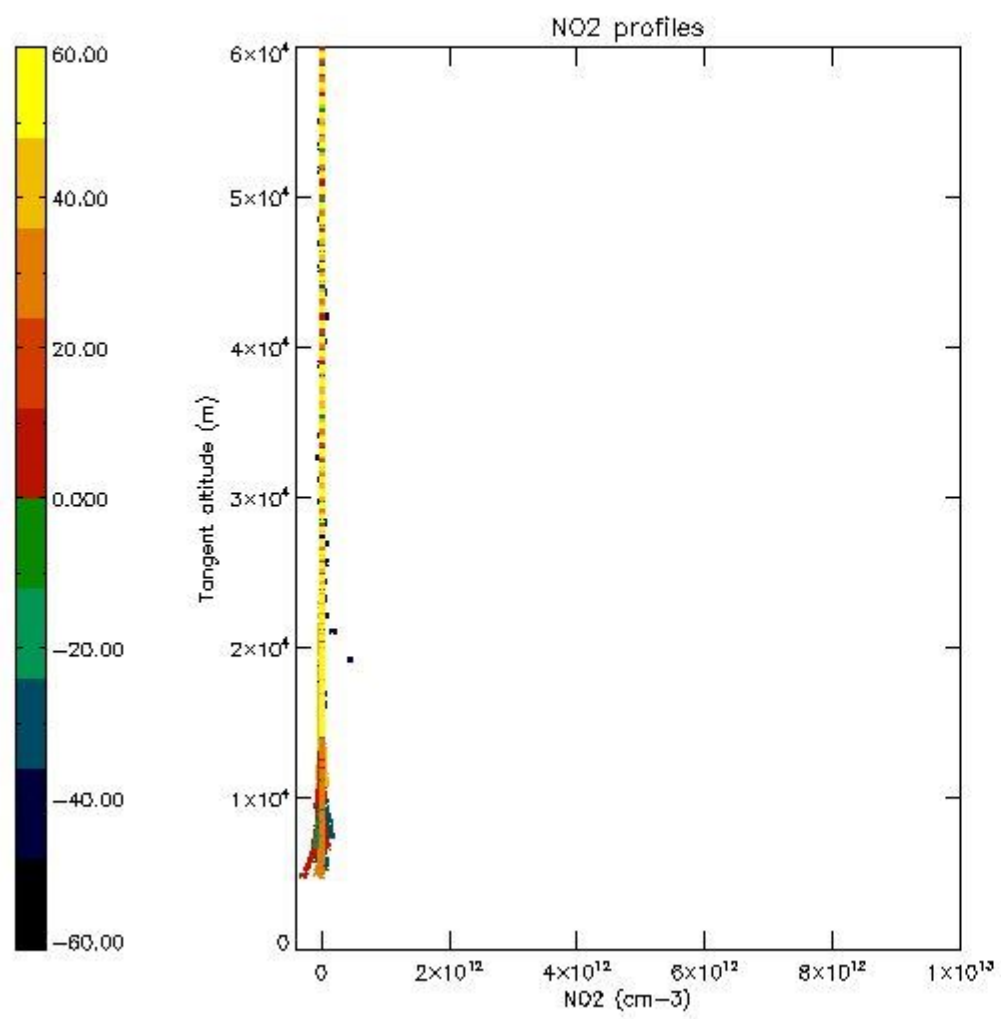
*5.5 Plot ozone profiles where STD < 5% (dark without errors)*

The colorbar represents the latitude.



*5.6 Plot NO<sub>2</sub> profiles for all STD (dark without errors)*

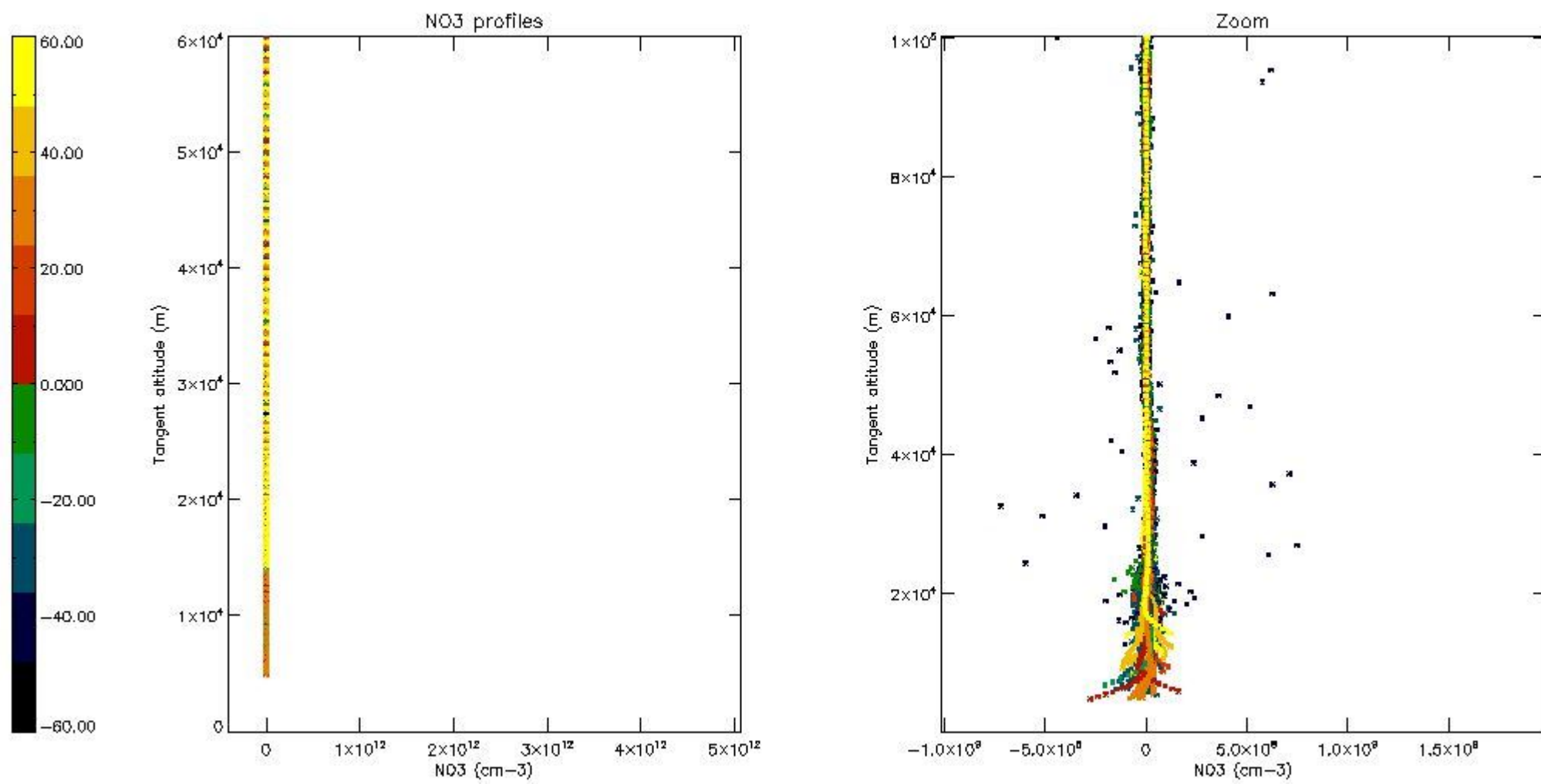
The colorbar represents the latitude.



*5.7 Plot NO3 profiles for all STD (dark without errors)*

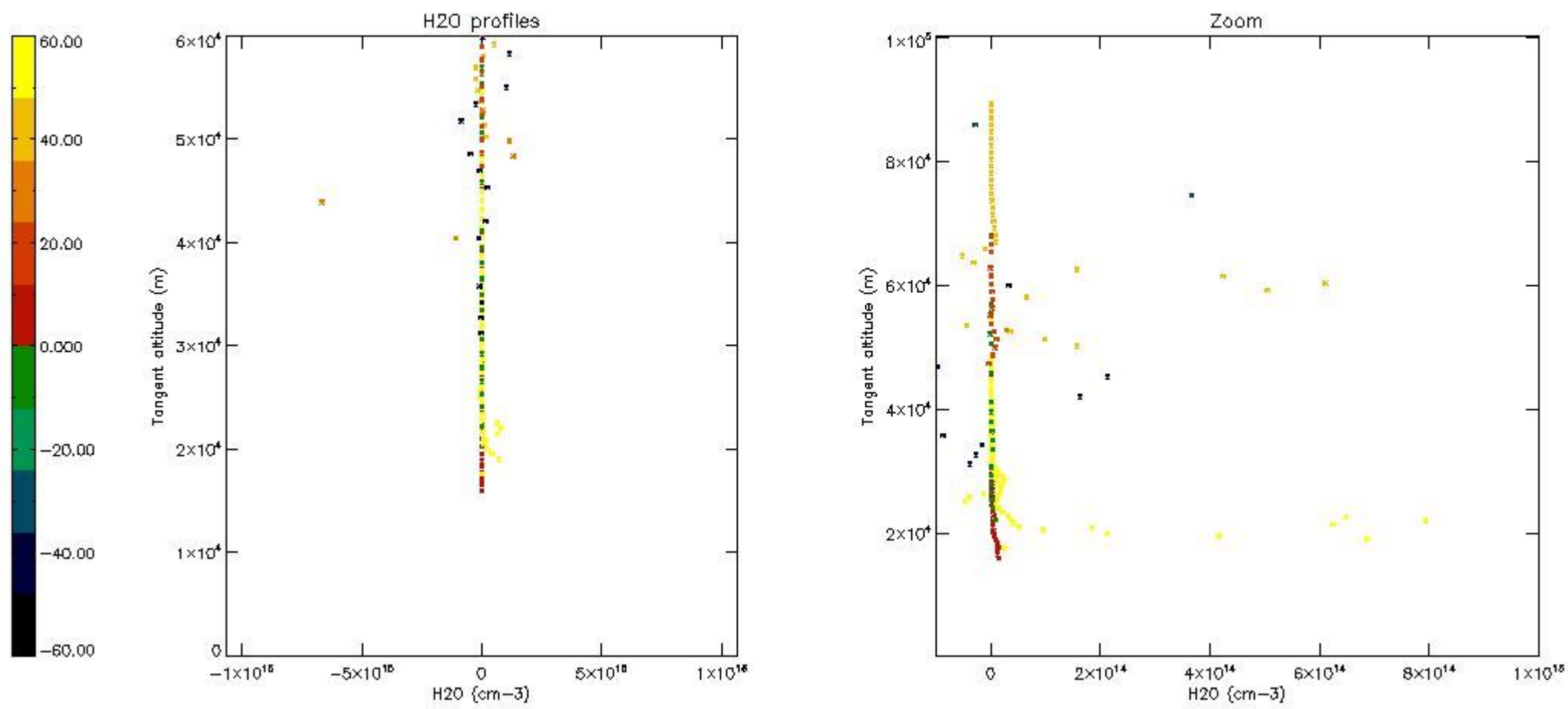
The colorbar represents the latitude.





5.8 Plot H<sub>2</sub>O profiles for all STD (only for occultations of stars 1,2,3,4,13,14,16,26,63 dark without errors)

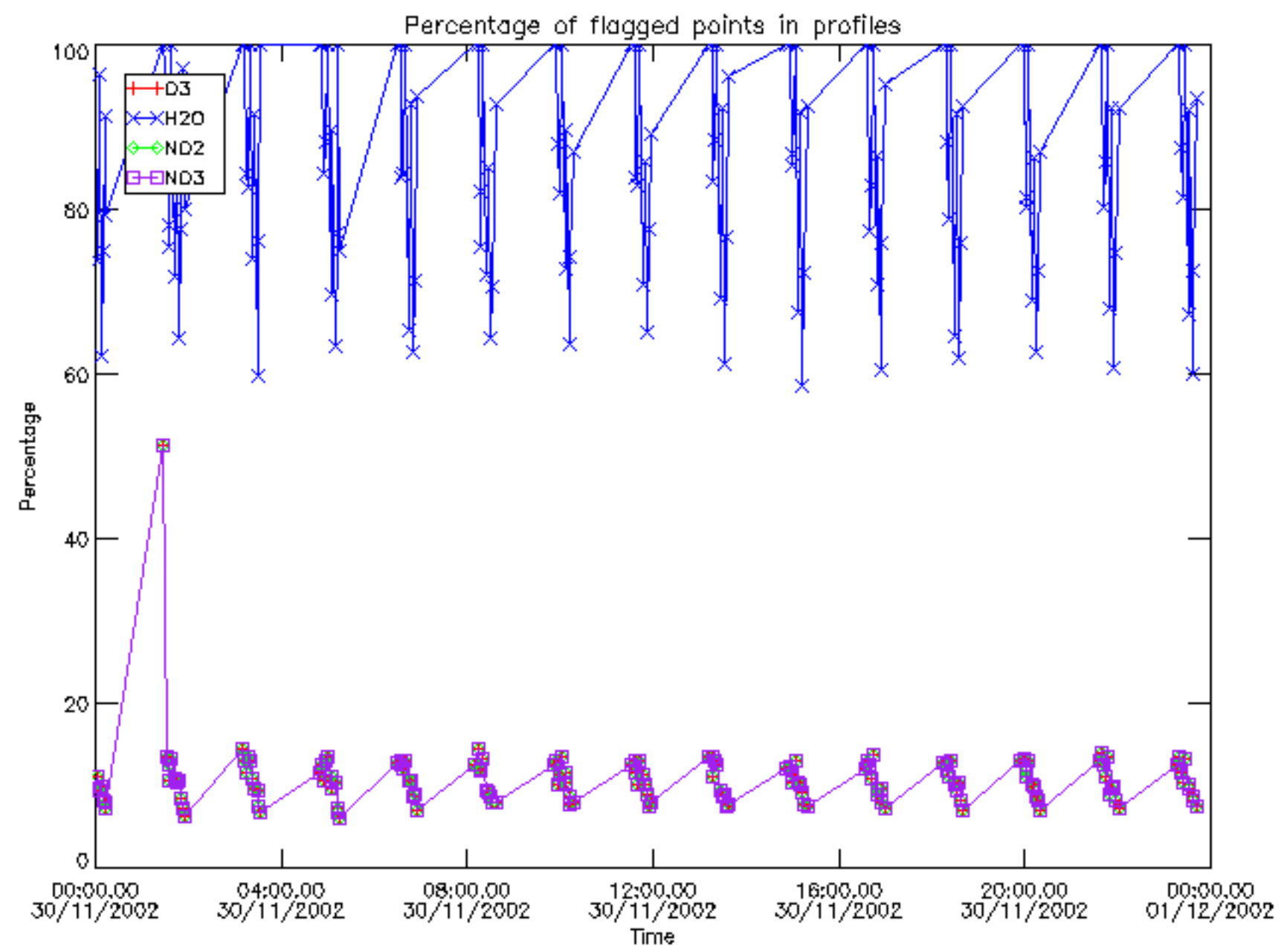
The colorbar represents the latitude.



## 6. Auxiliary Data Files used for the production reported in section 2

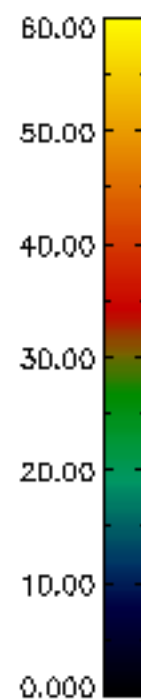
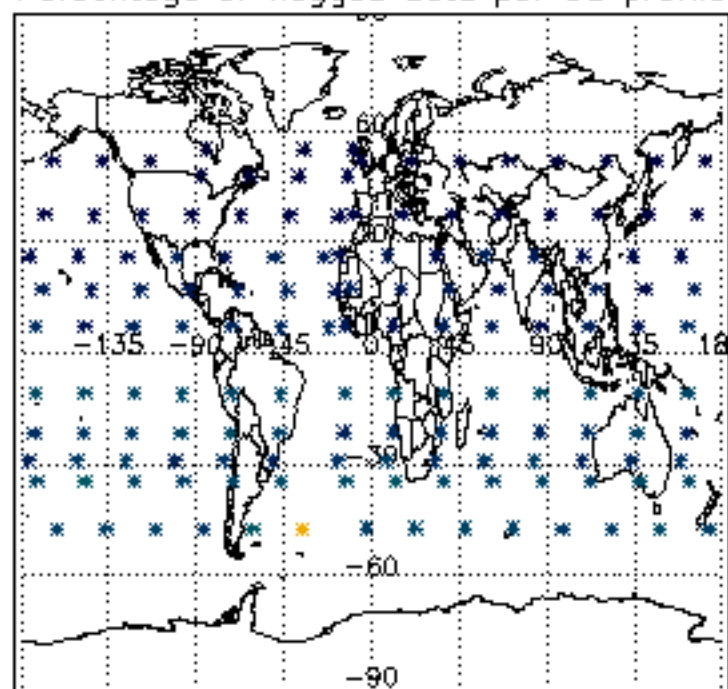
The number reported in the third column indicates since which file (see list in section 2) the corresponding auxiliary file has been used. The fourth column is the date of those product files.

Type	Auxiliary Filename	Used since product	Used since product date
INST_PHYS_CHARACTERISTICS	GOM_INS_AXNIEC20050627_150440_20020301_000000_20100101_000000	1	30-NOV-2002 00:02:23
LEVEL-2_PROC_CONFIG	GOM_PR2_AXVIEC20091111_152718_20020301_000000_20500101_000000	1	30-NOV-2002 00:02:23
CROSS_SECTIONS_FILE	GOM_CRS_AXVIEC20091111_154832_20020301_000000_20500101_000000	1	30-NOV-2002 00:02:23

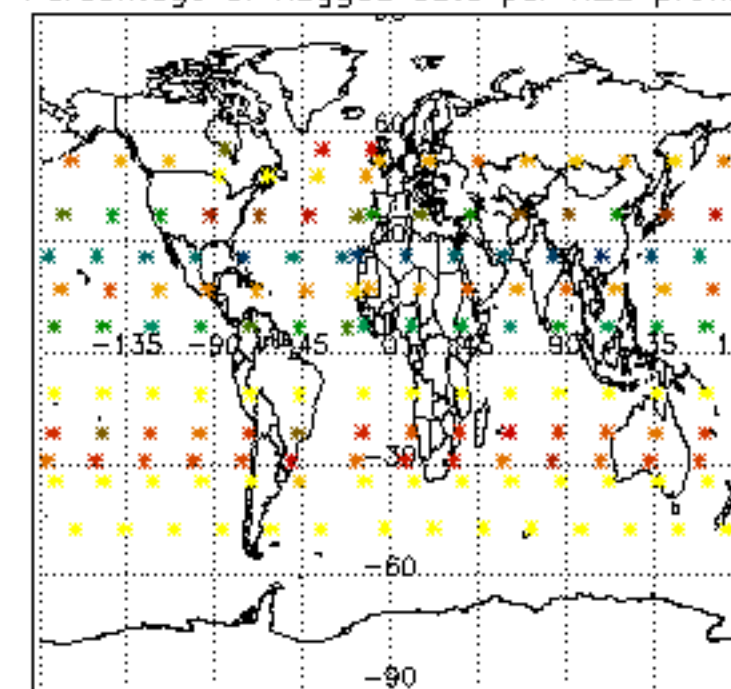




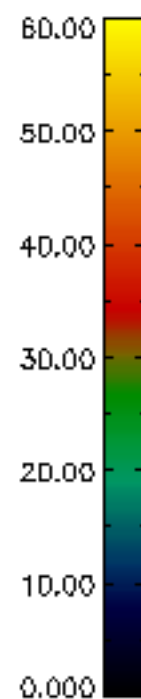
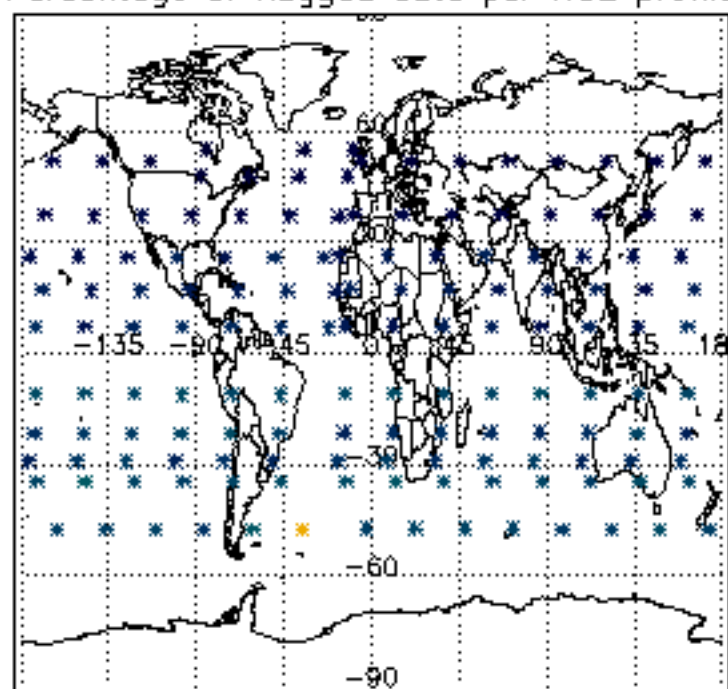
Percentage of flagged data per D3 profile



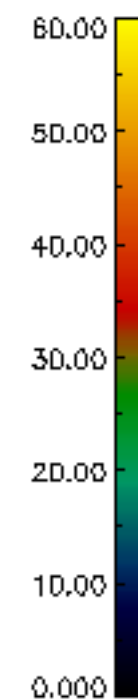
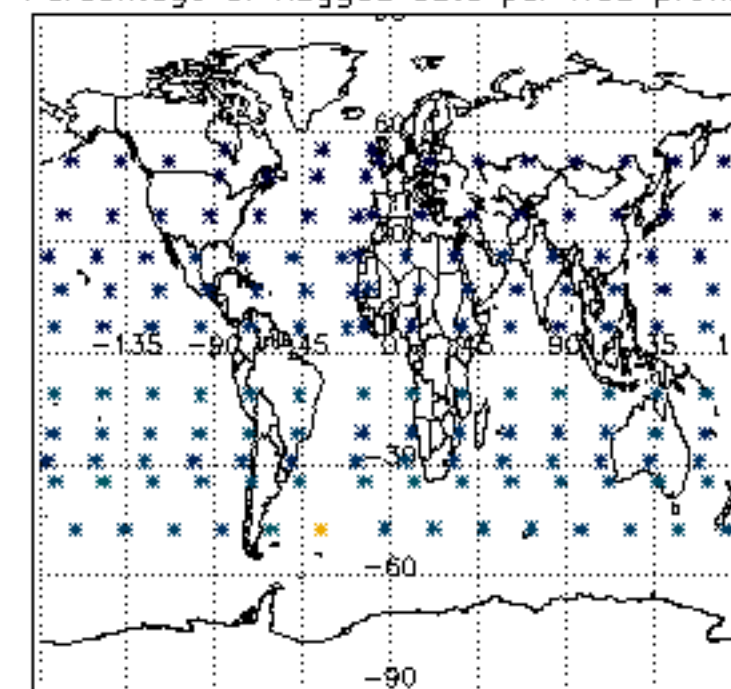
Percentage of flagged data per H2O profile

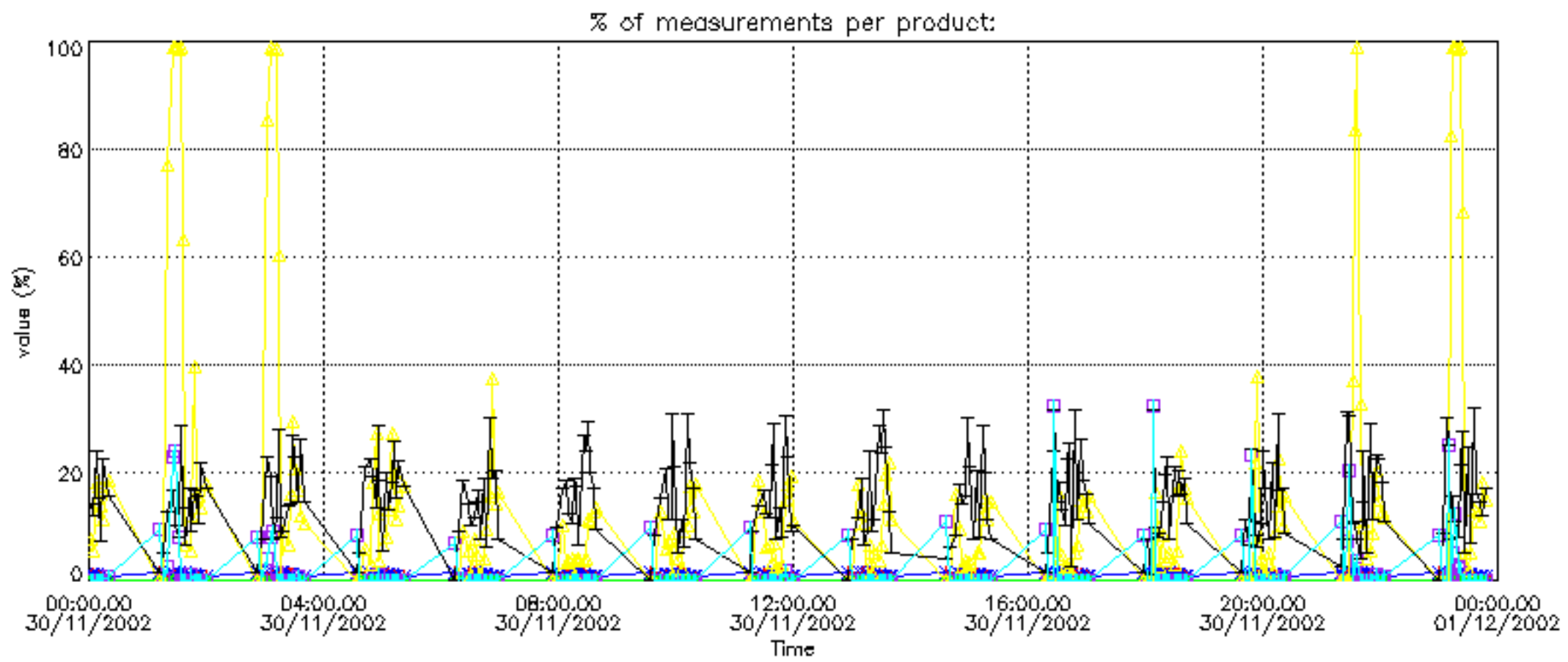


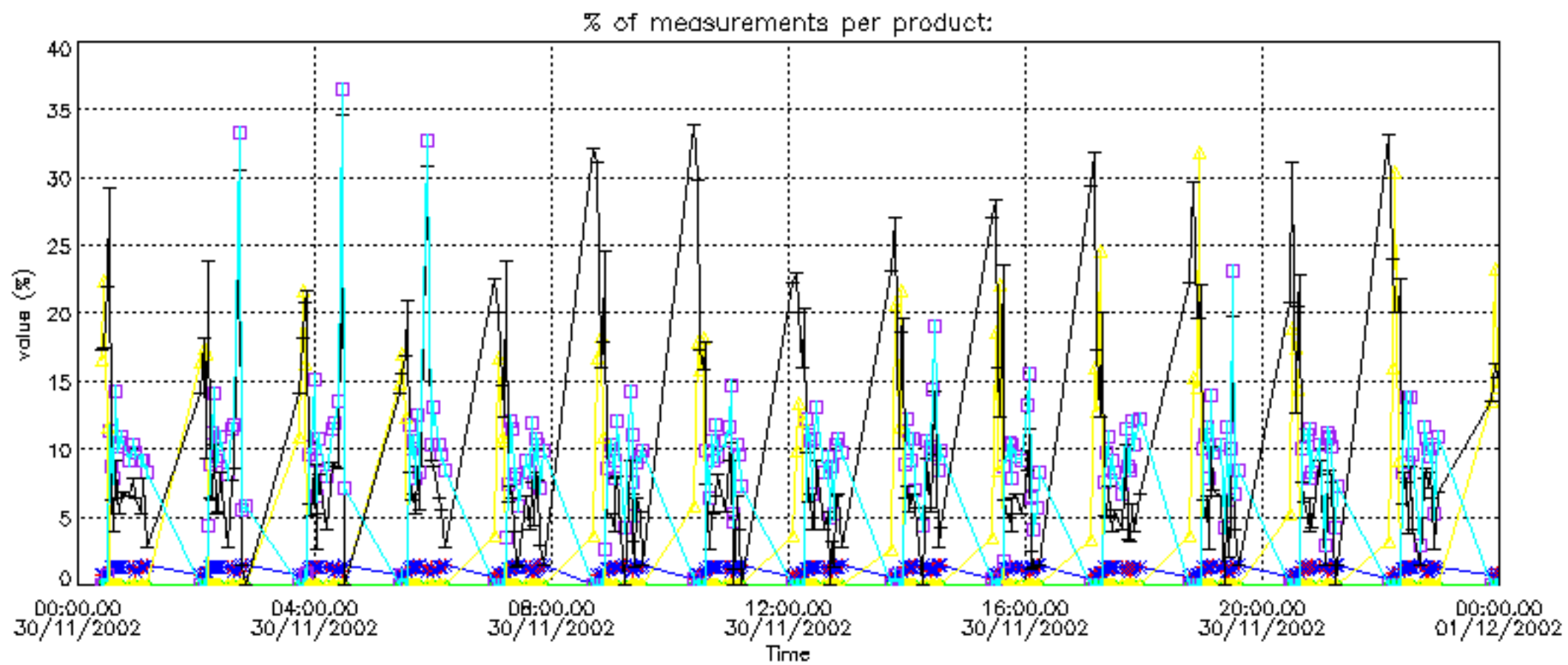
Percentage of flagged data per NO2 profile



Percentage of flagged data per NO3 profile

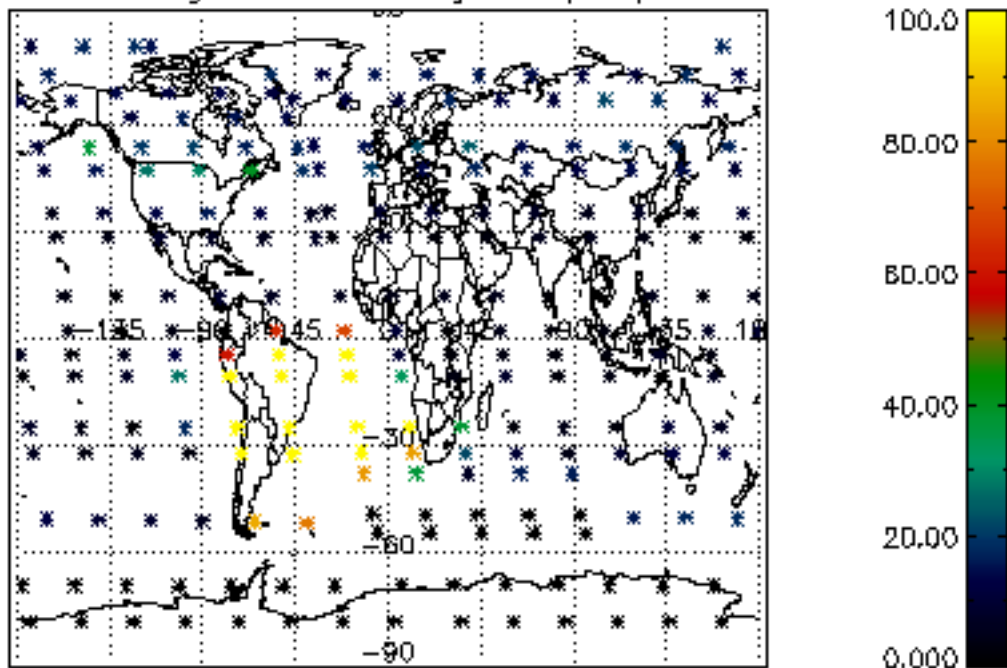




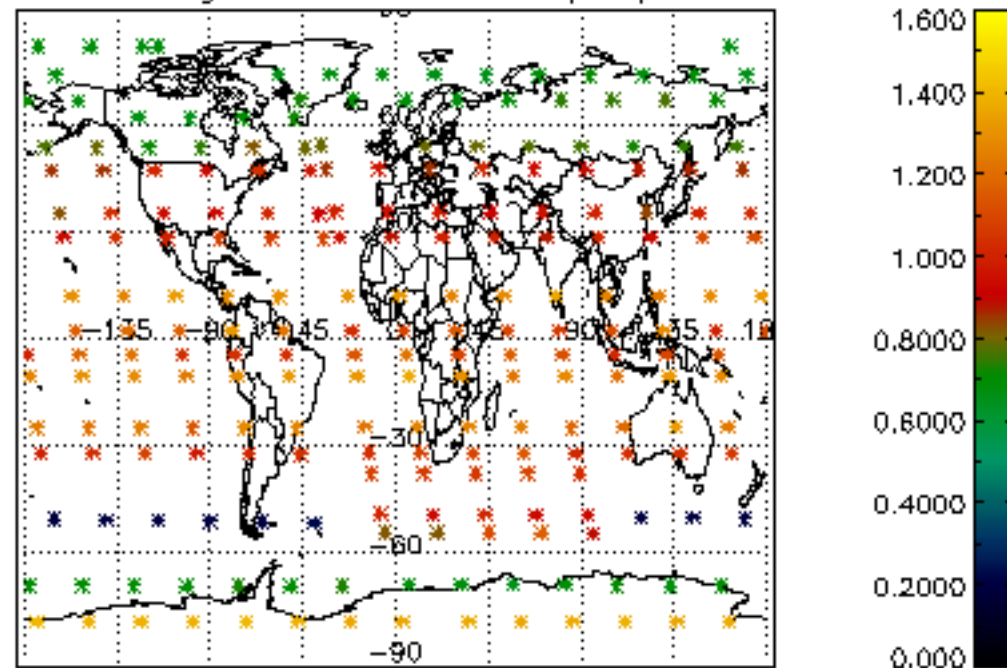




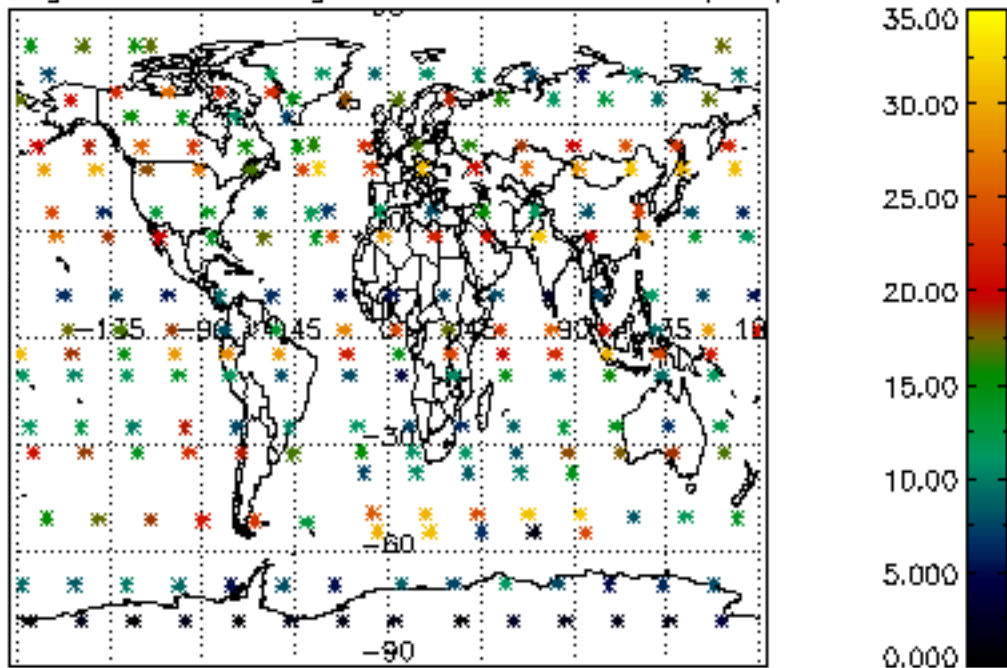
Percentage of cosmic ray hits per profile



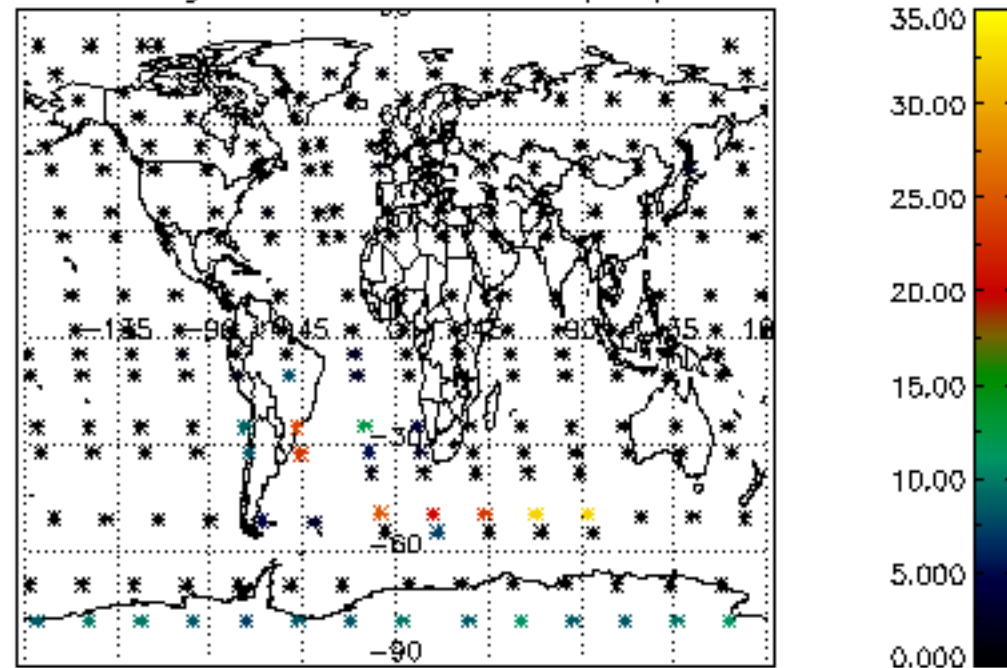
Percentage of datation errors per profile



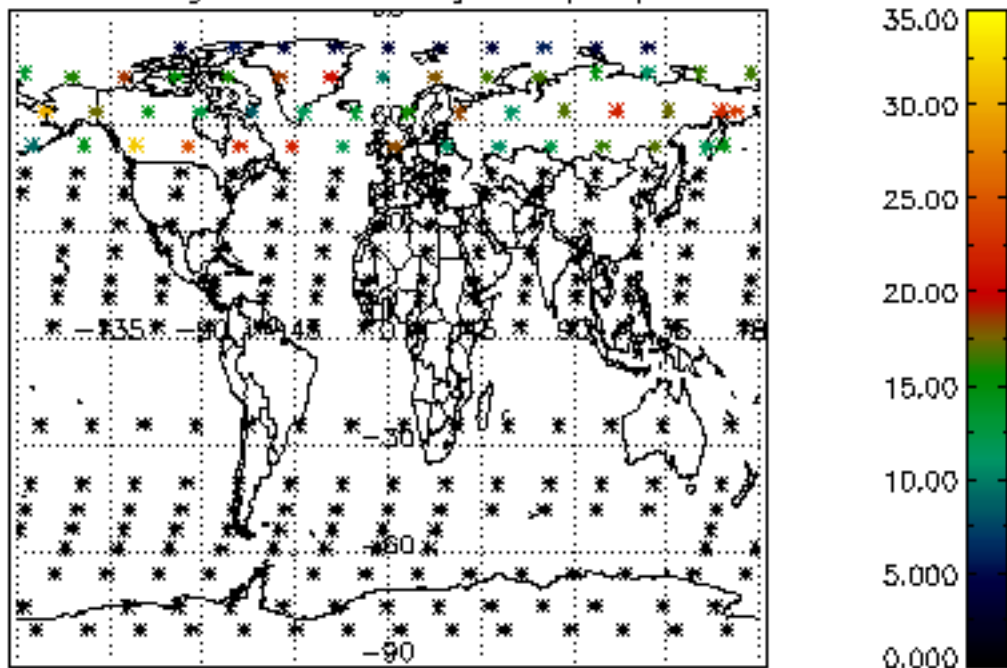
Percentage of star falling outside central band per profile



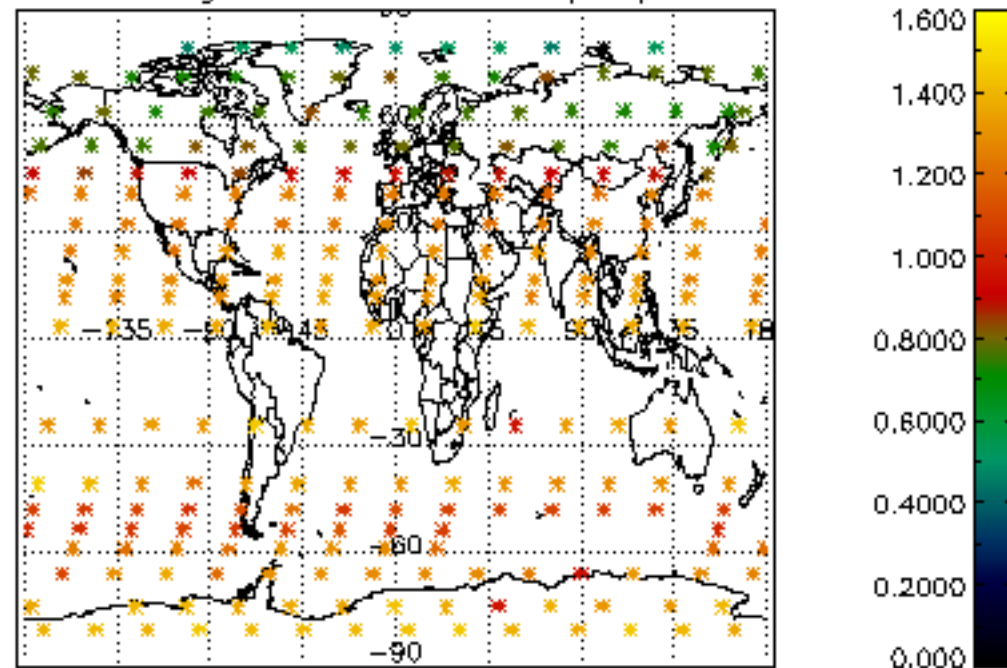
Percentage of saturation errors per profile



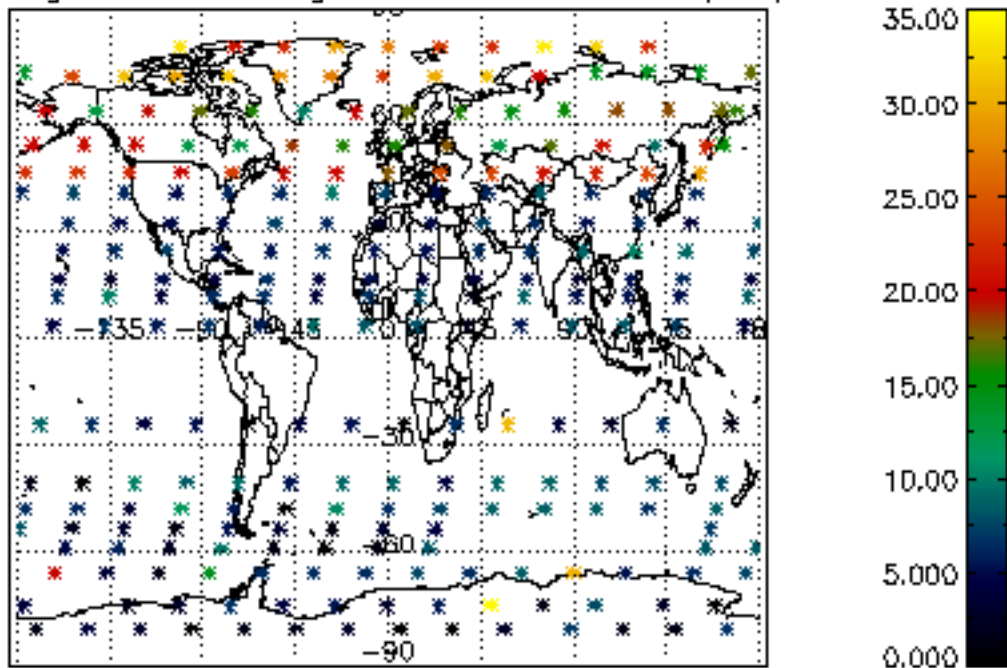
Percentage of cosmic ray hits per profile



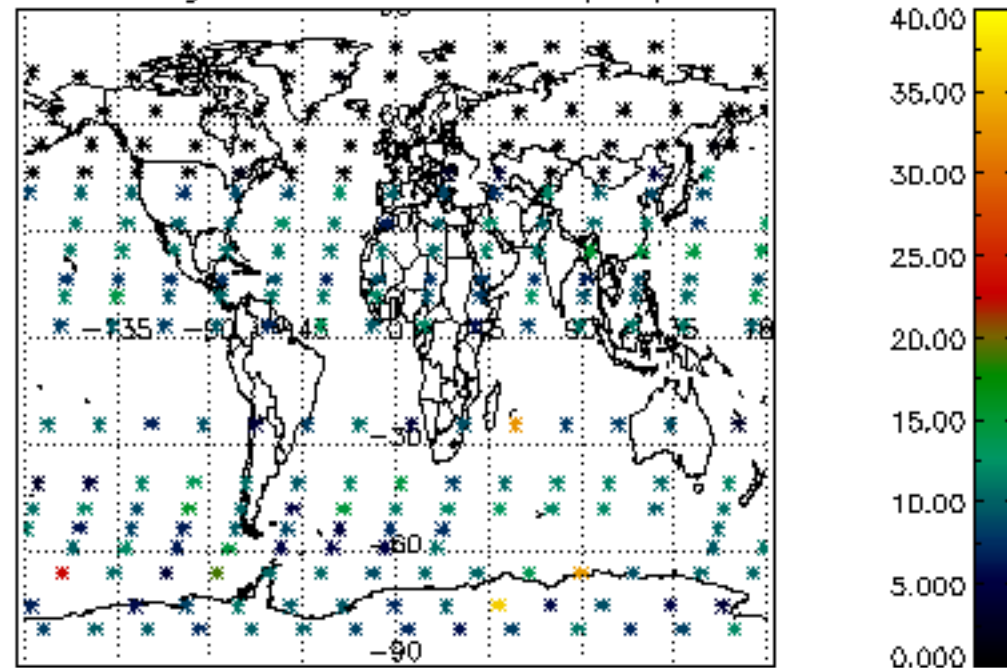
Percentage of datation errors per profile

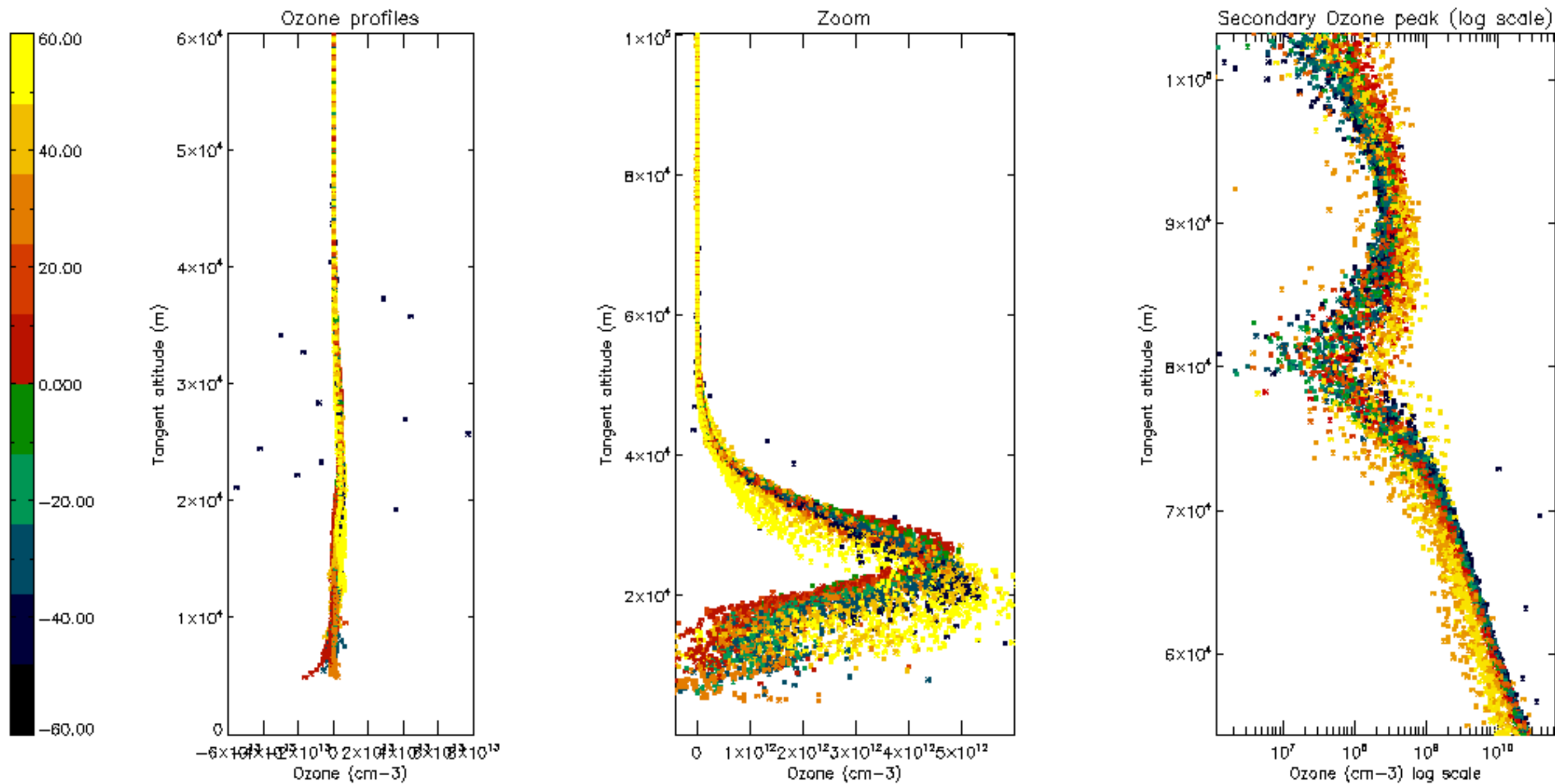


Percentage of star falling outside central band per profile

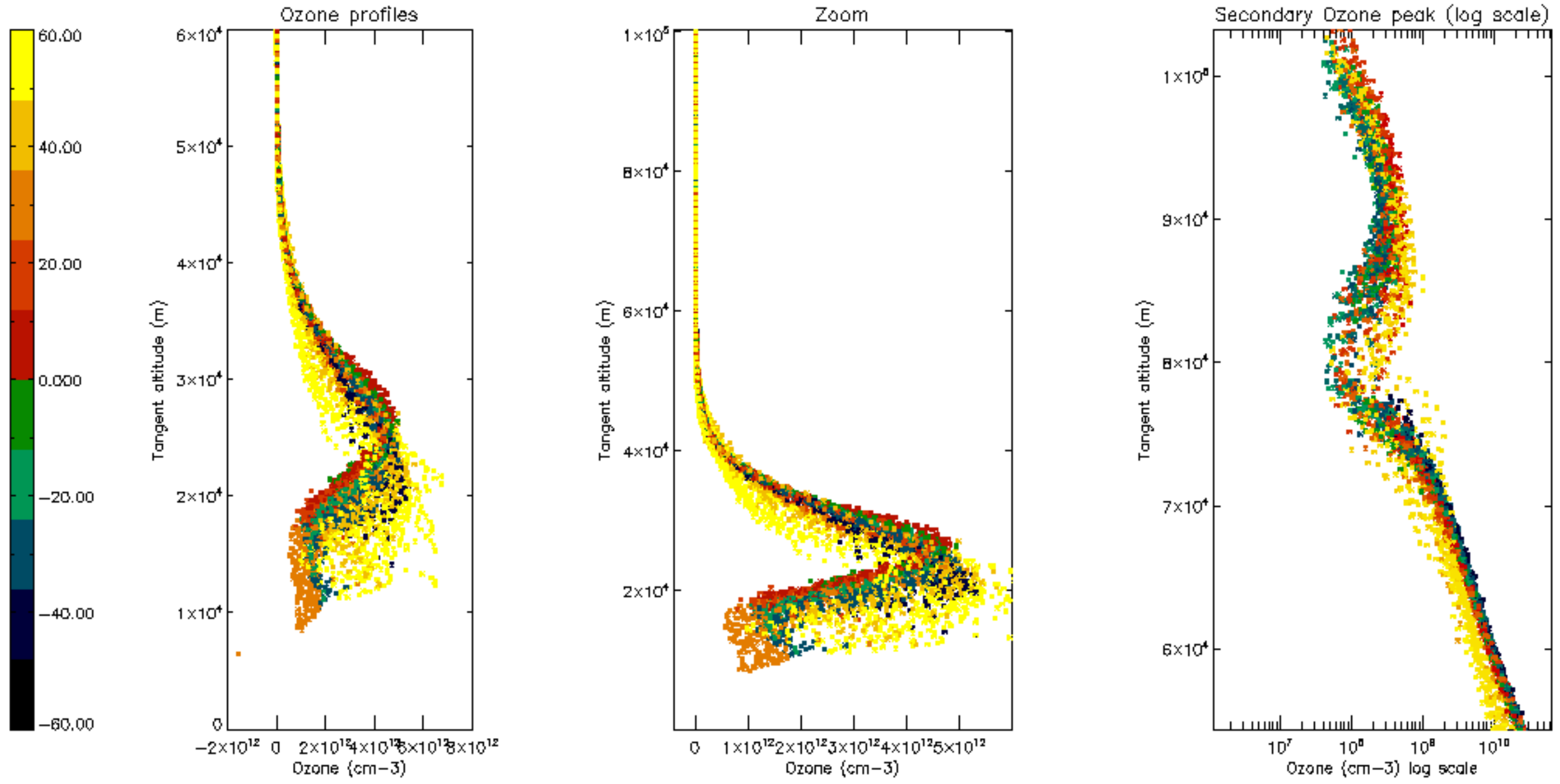


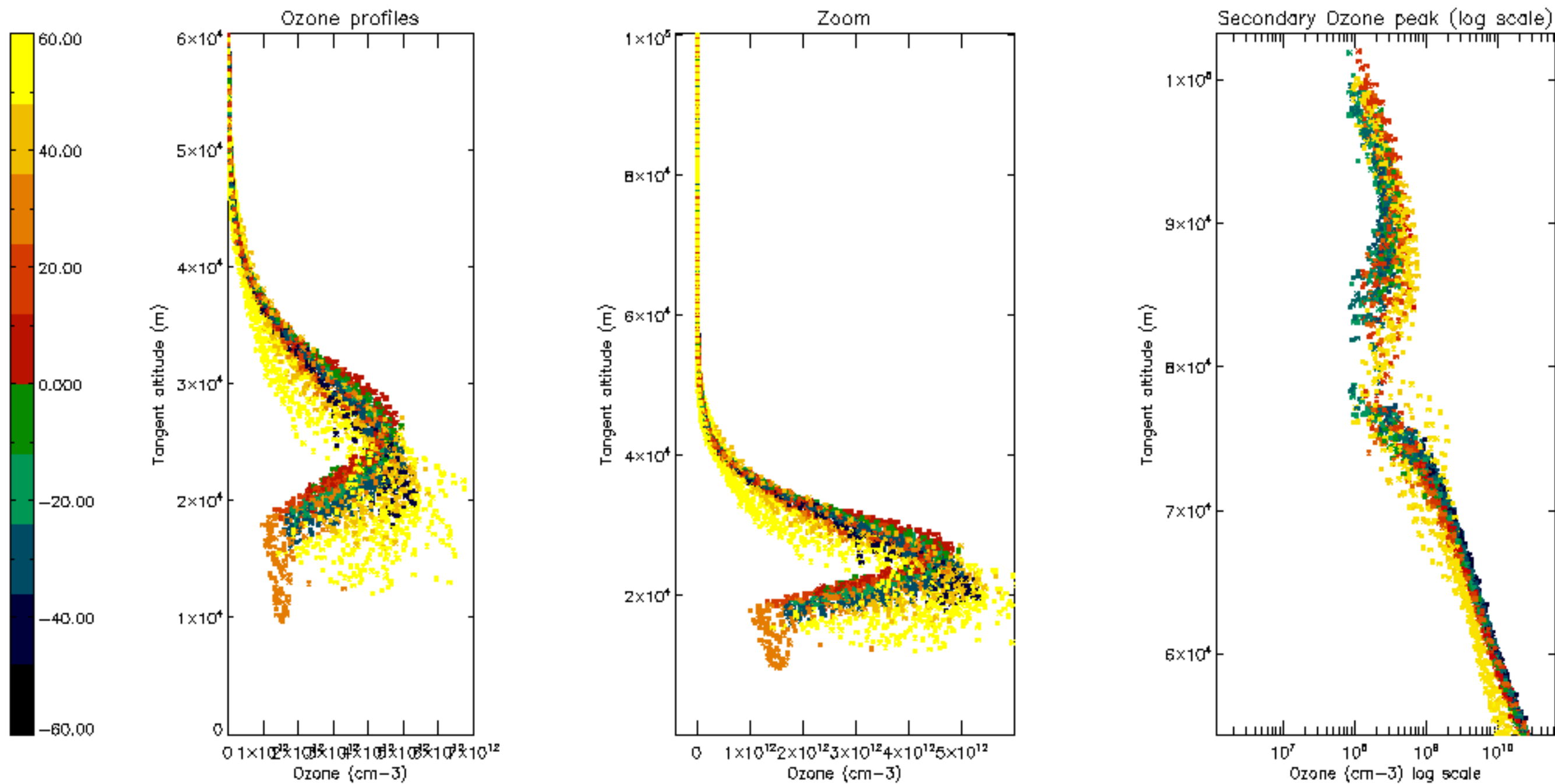
Percentage of saturation errors per profile

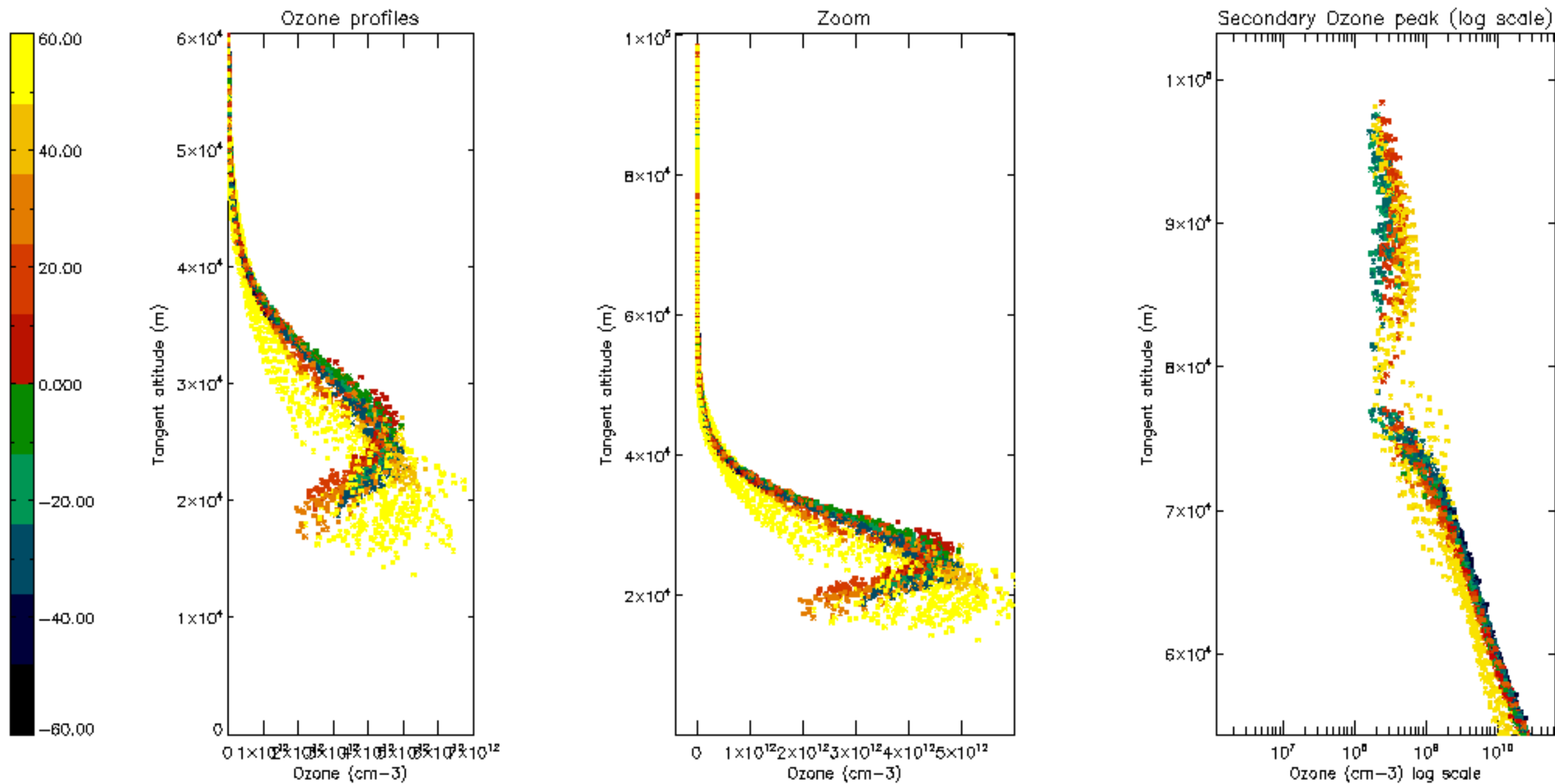




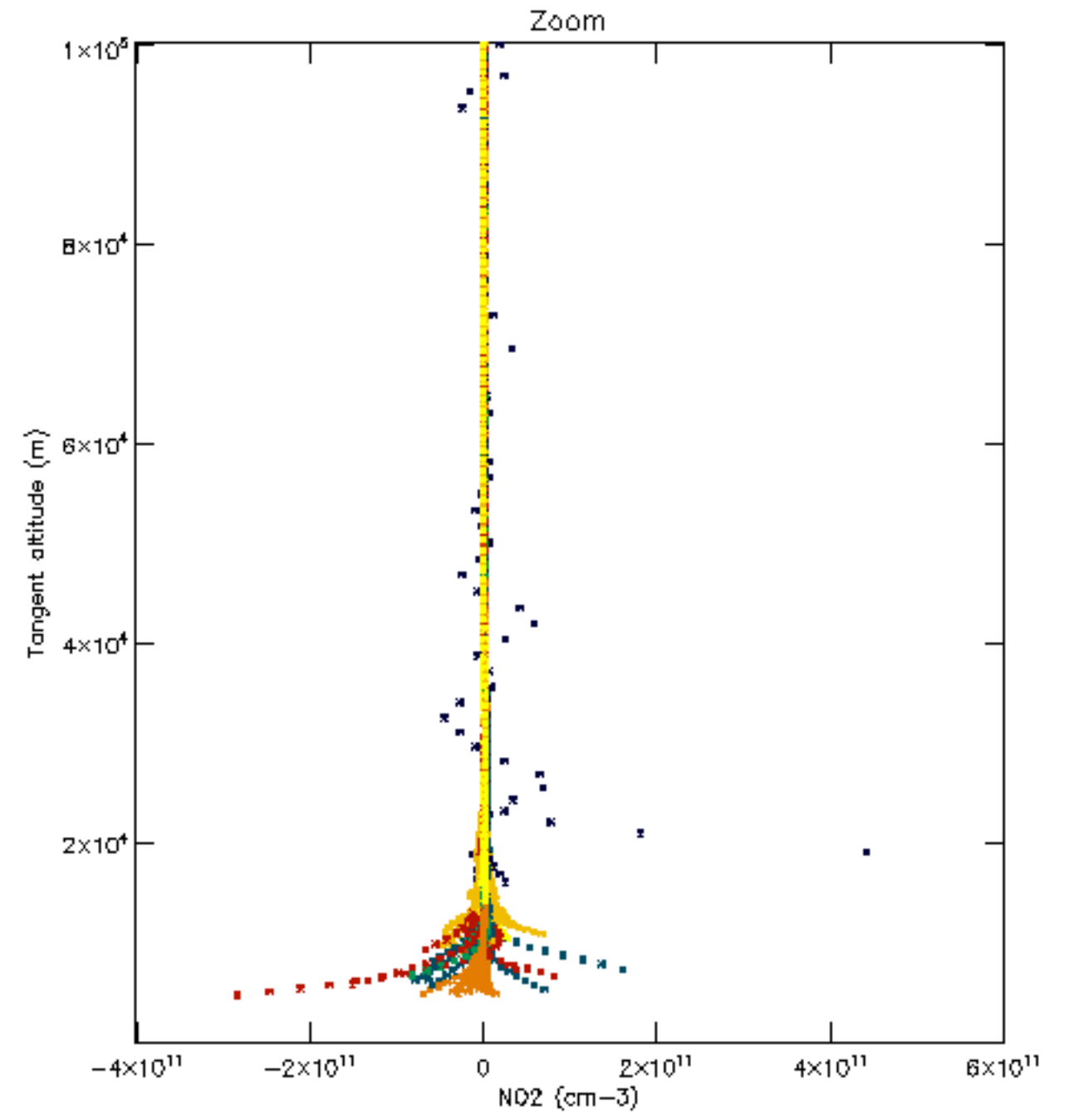
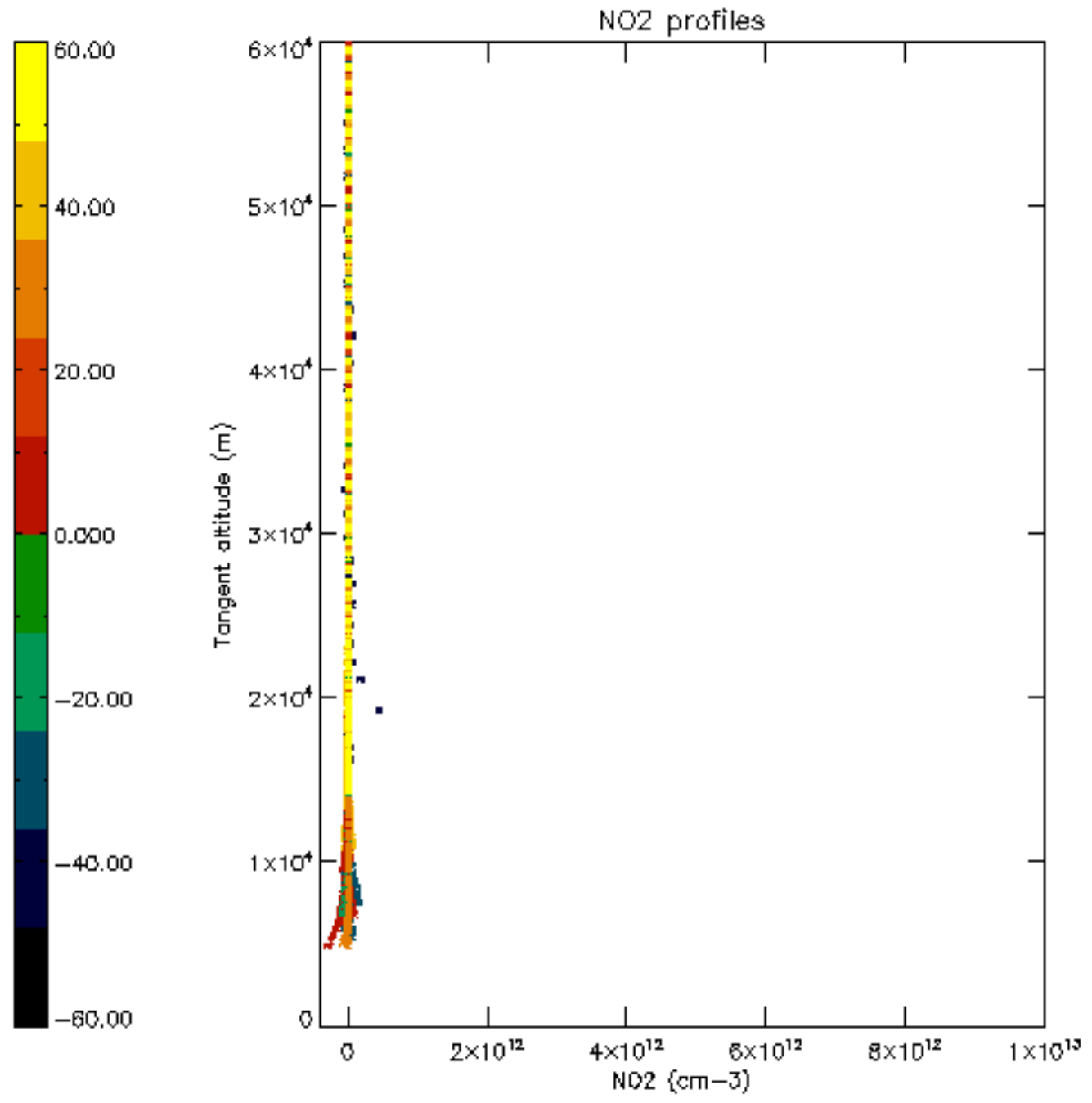


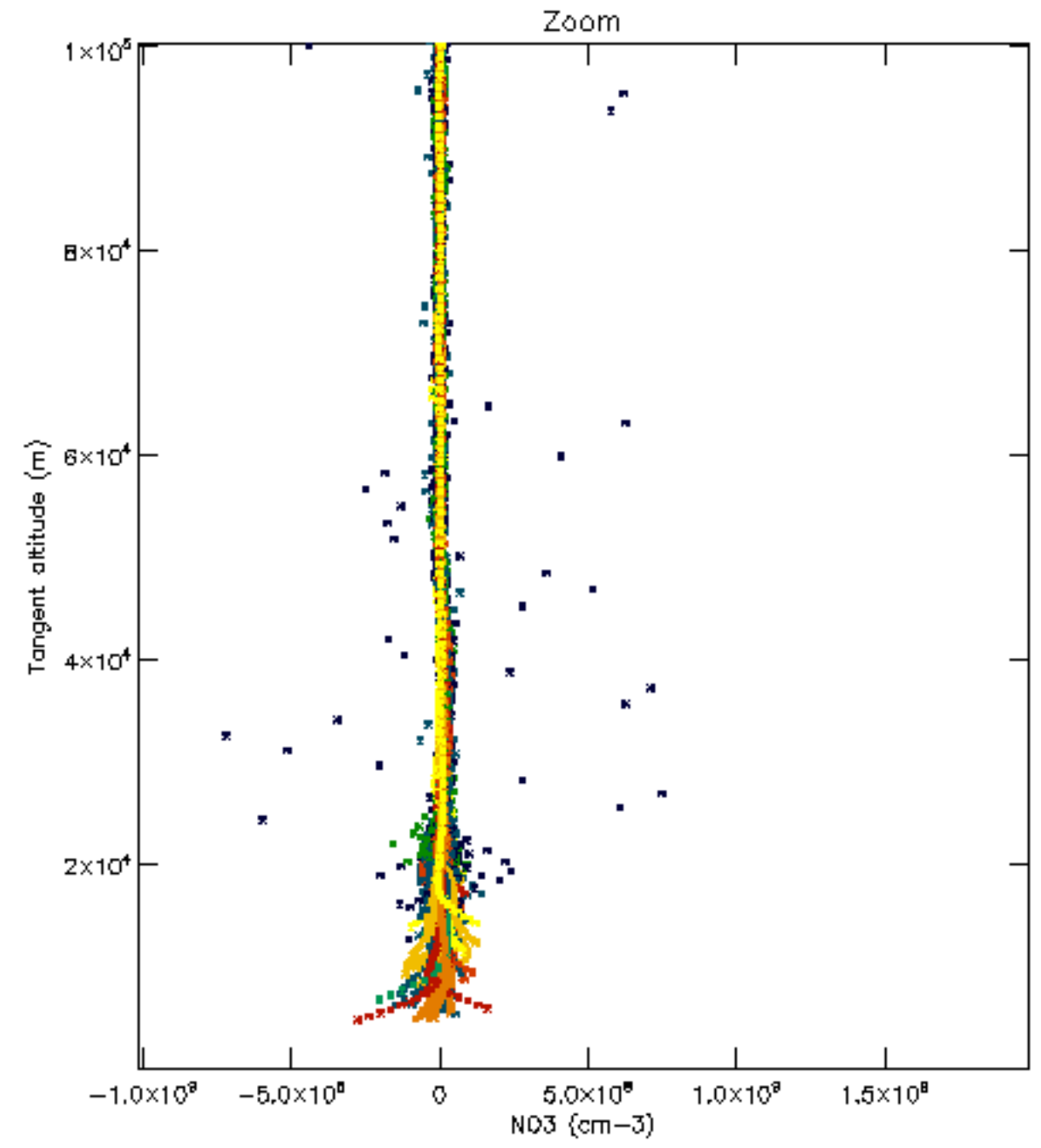
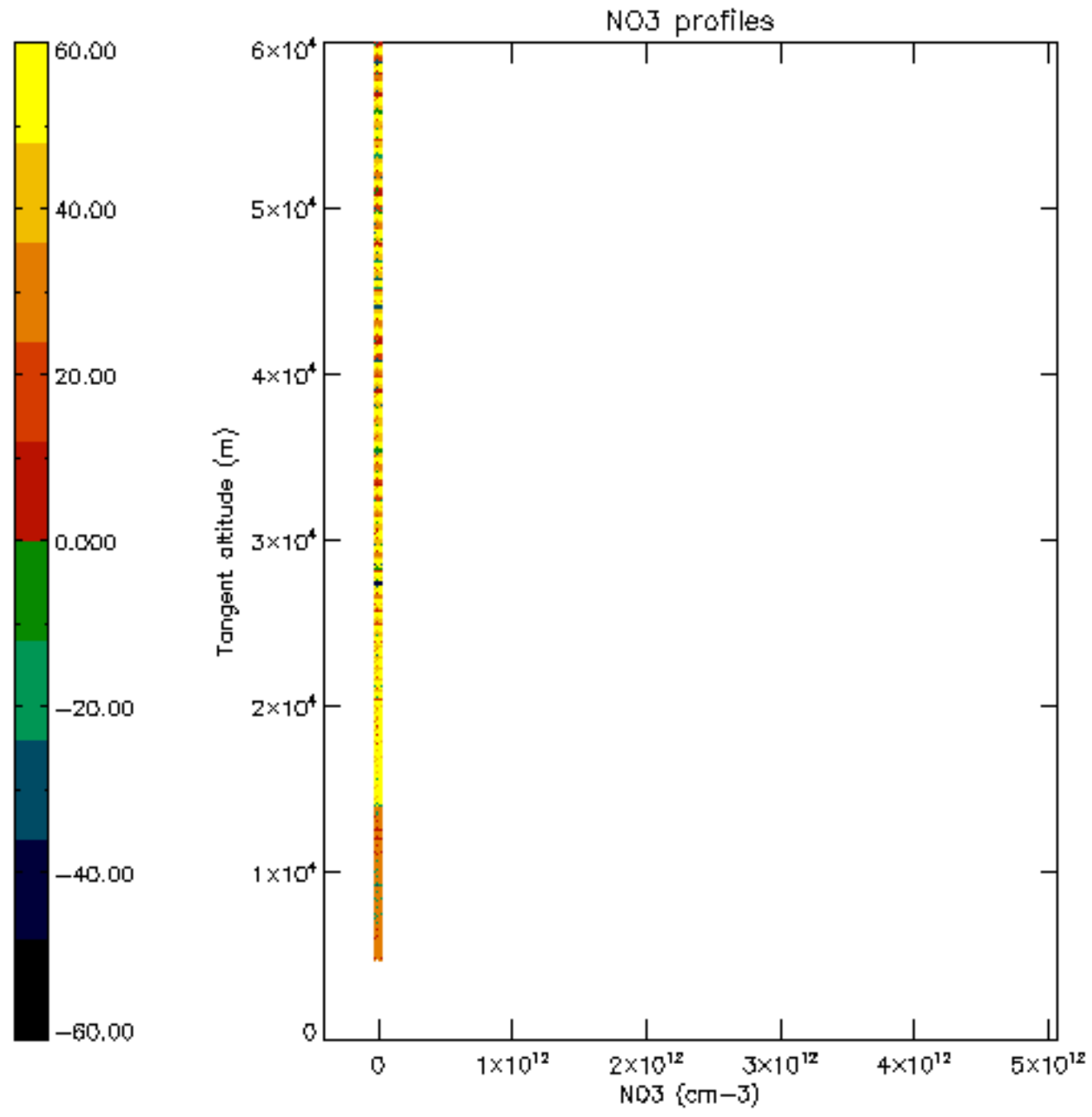


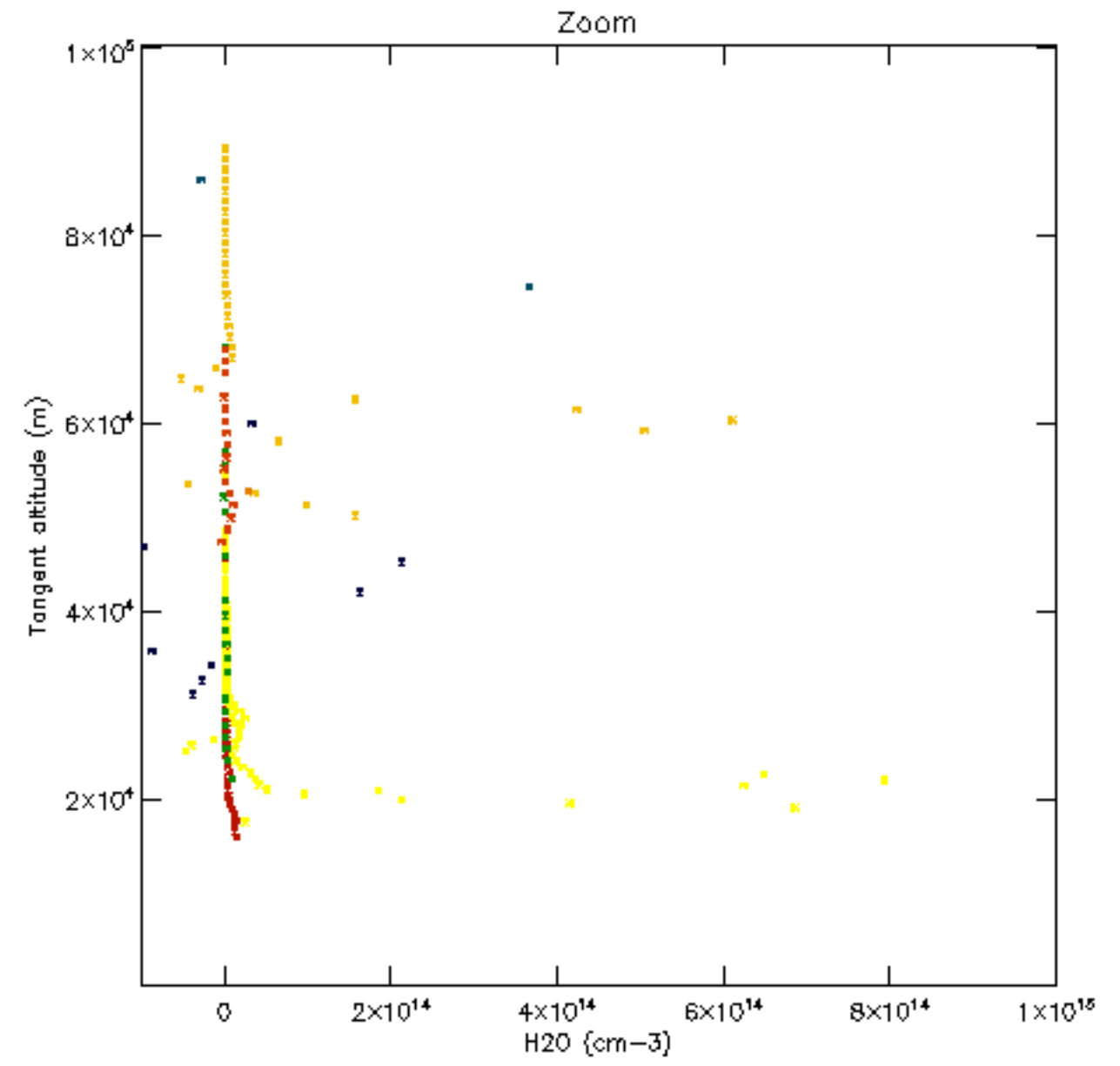
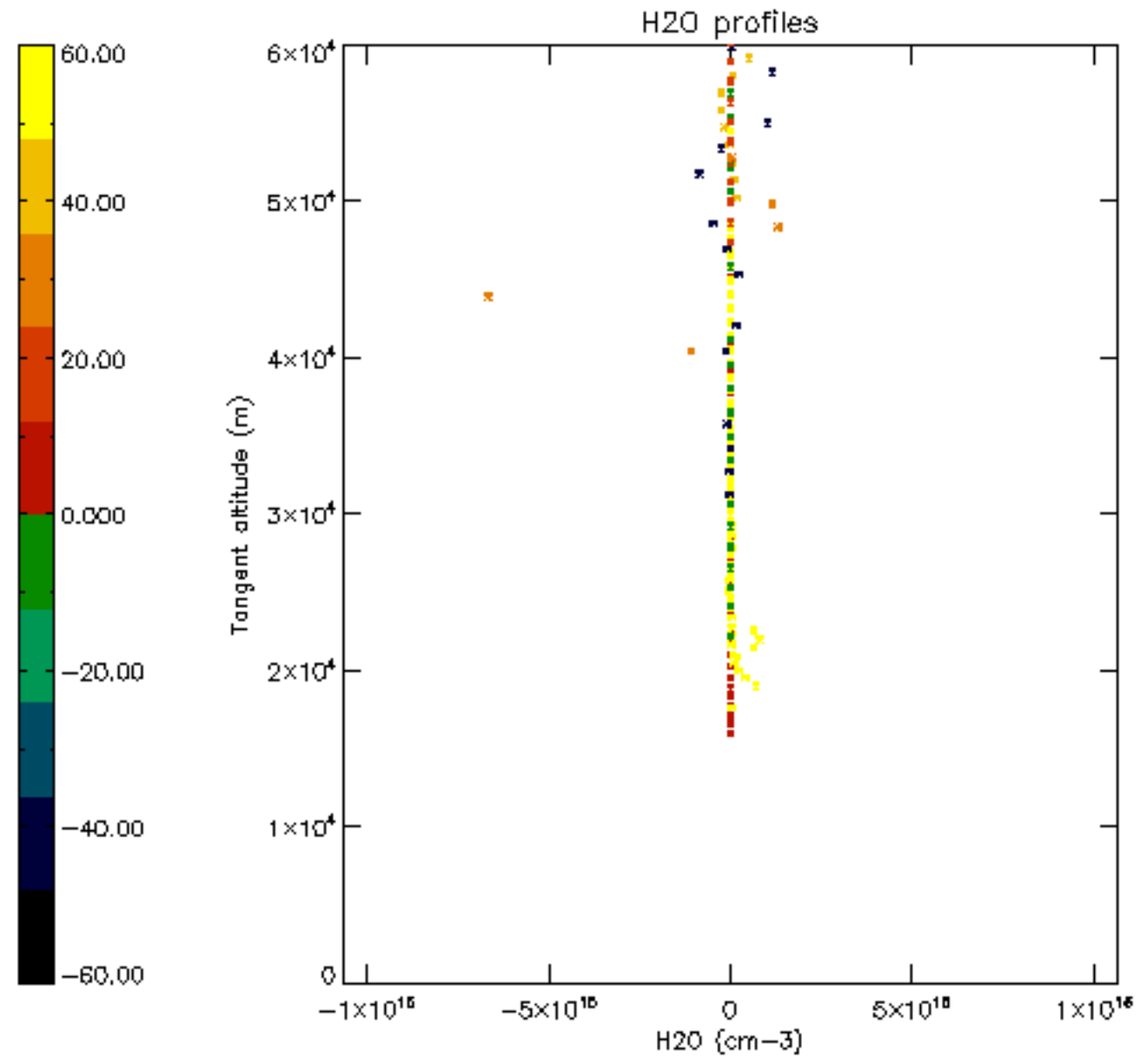




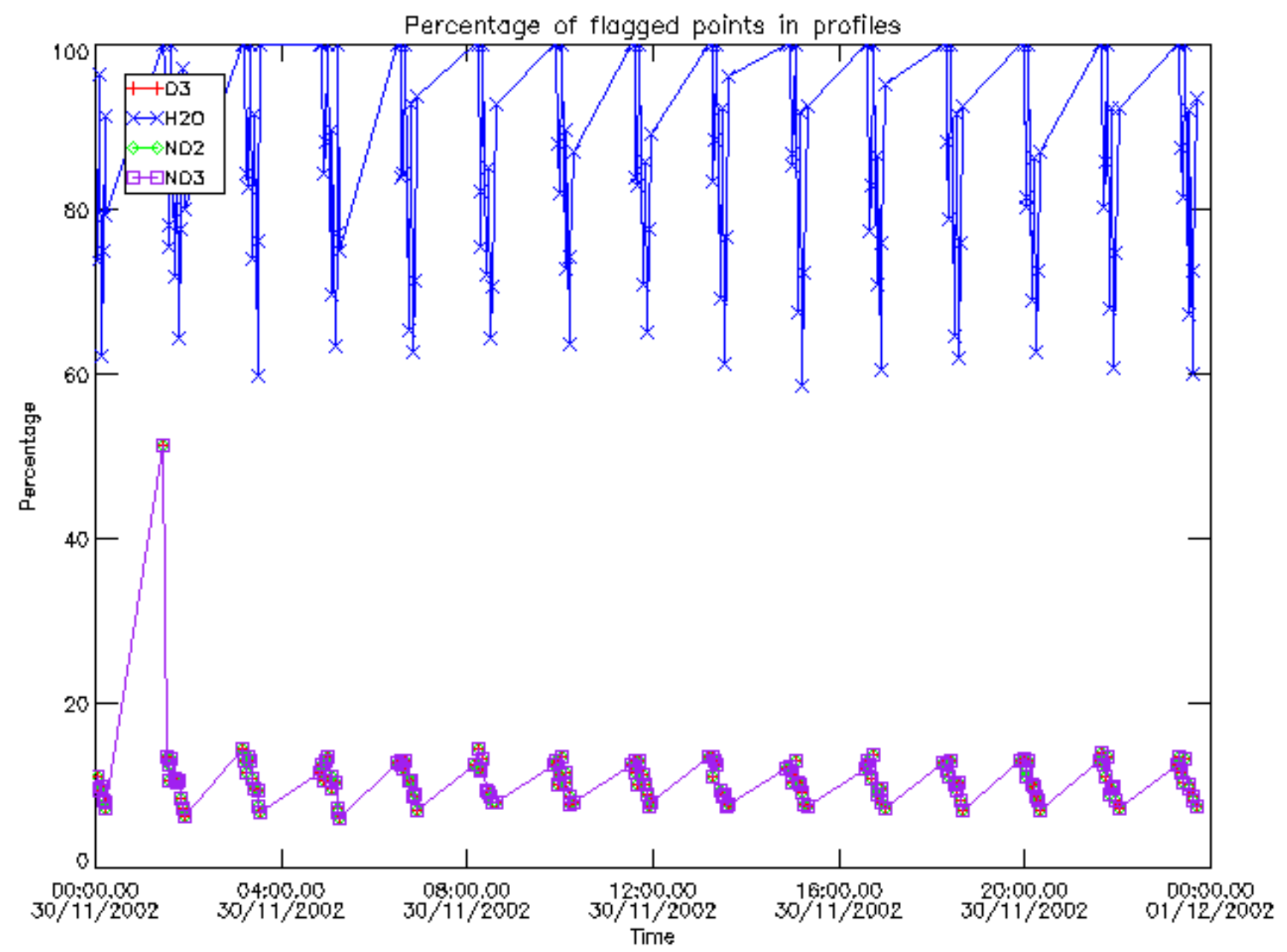




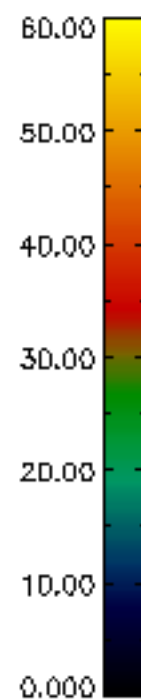
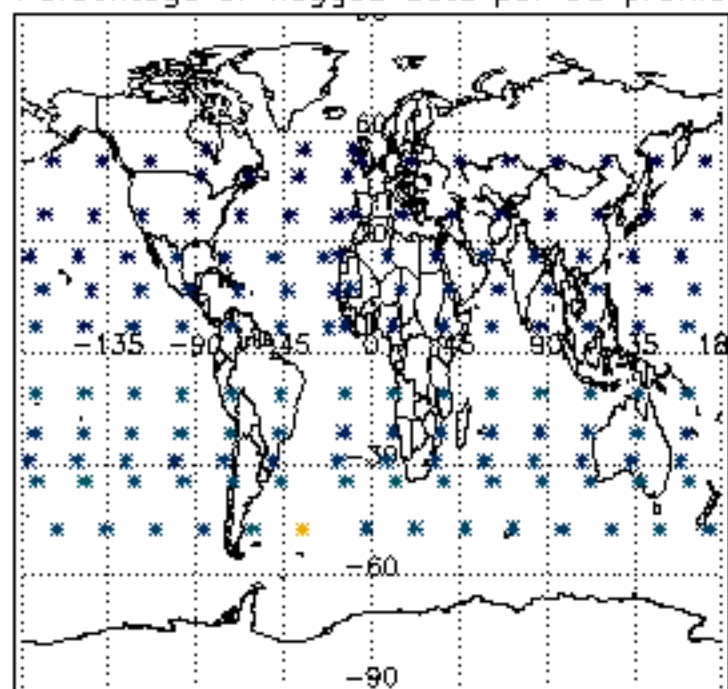




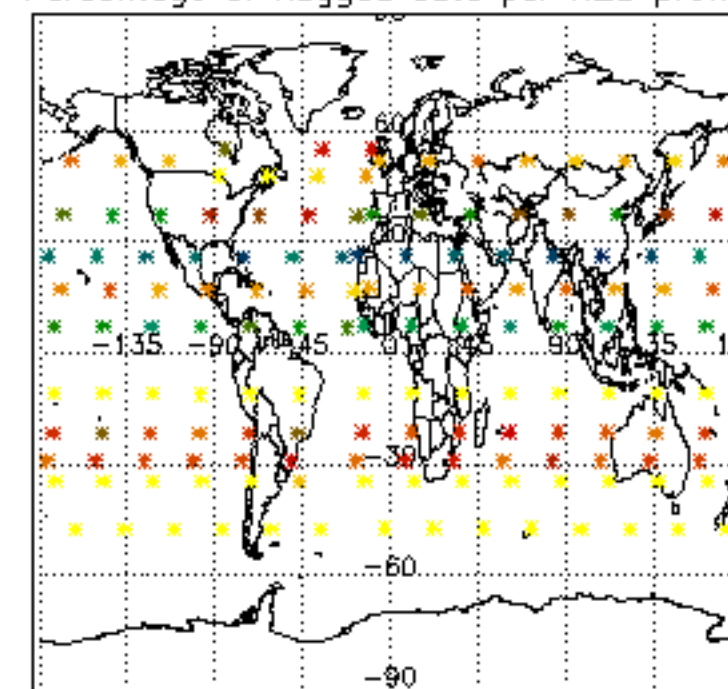




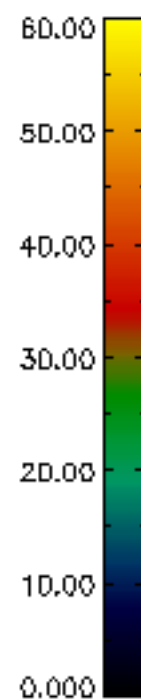
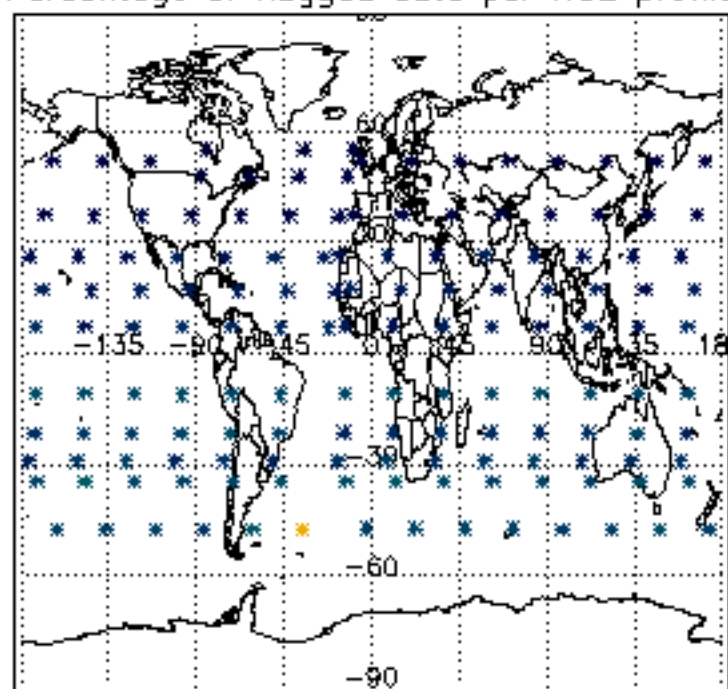
Percentage of flagged data per D3 profile



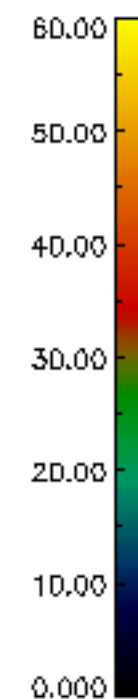
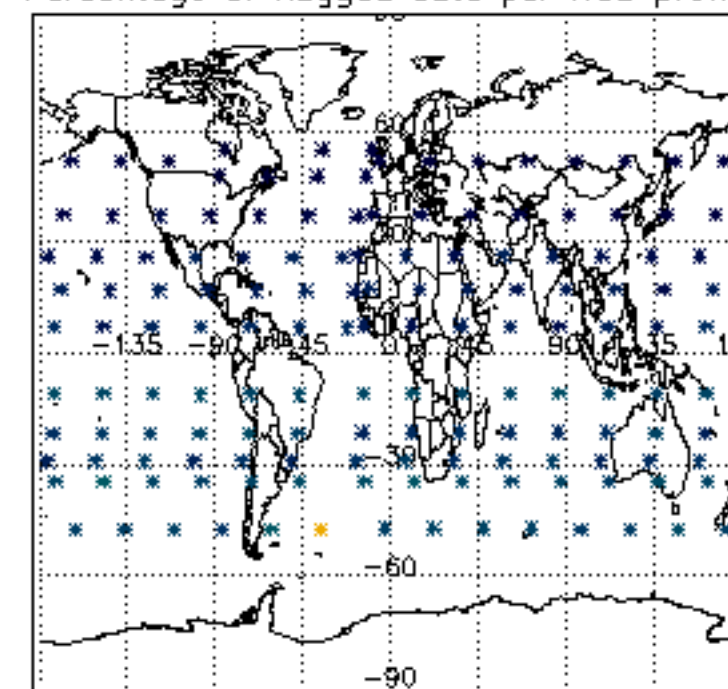
Percentage of flagged data per H2O profile

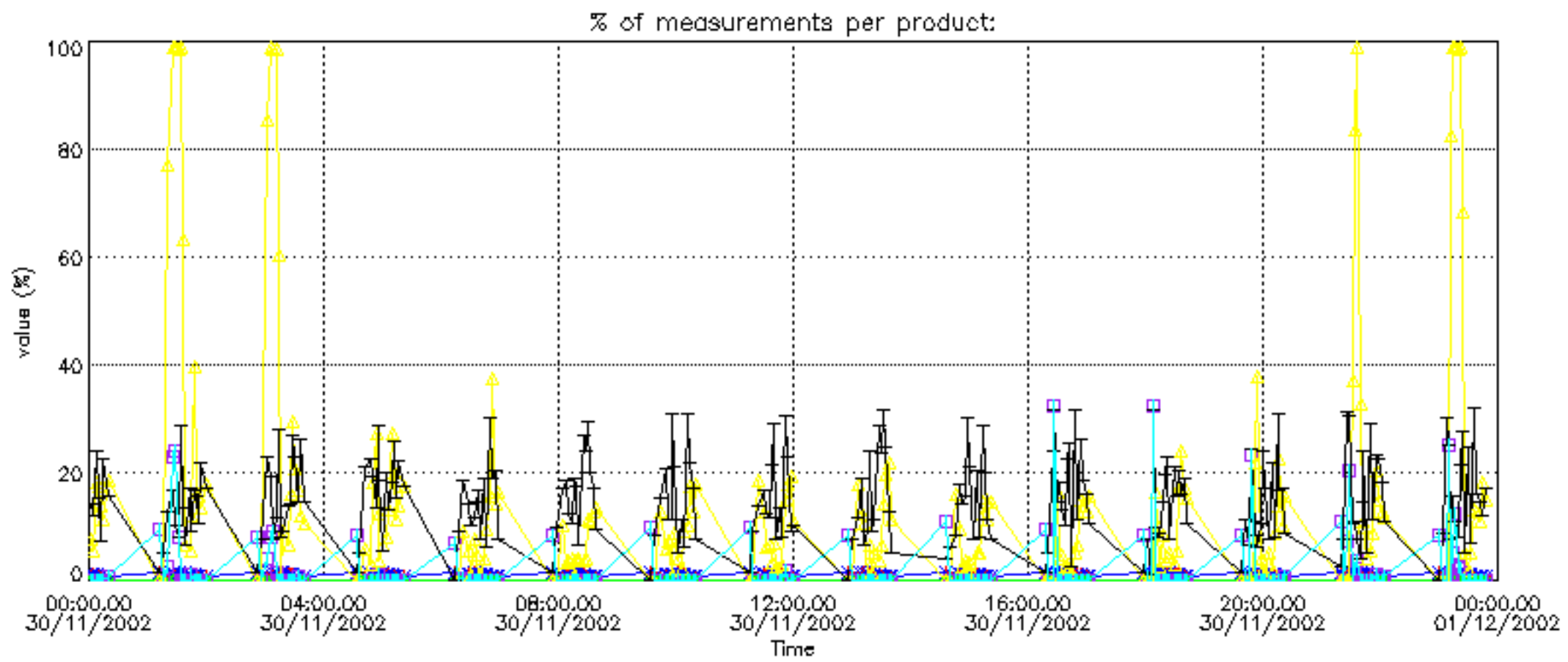


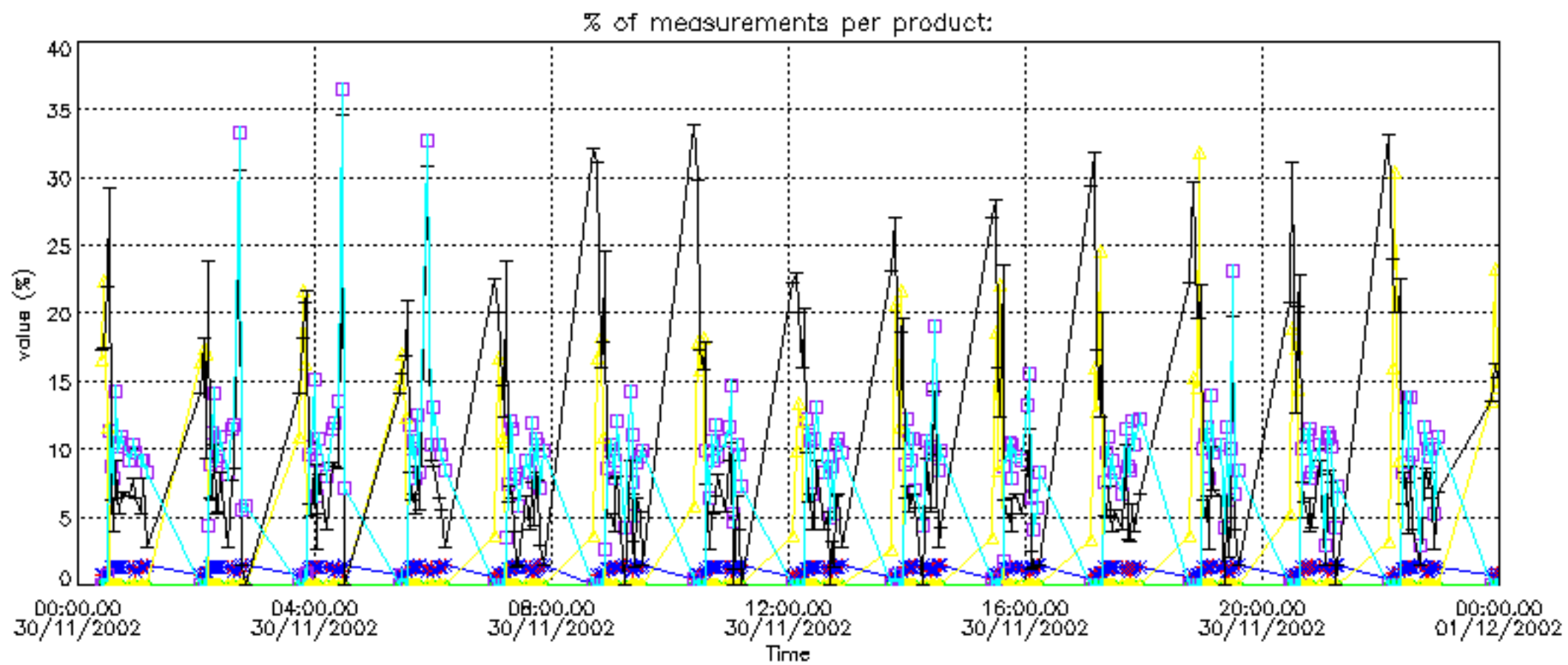
Percentage of flagged data per NO2 profile



Percentage of flagged data per NO3 profile

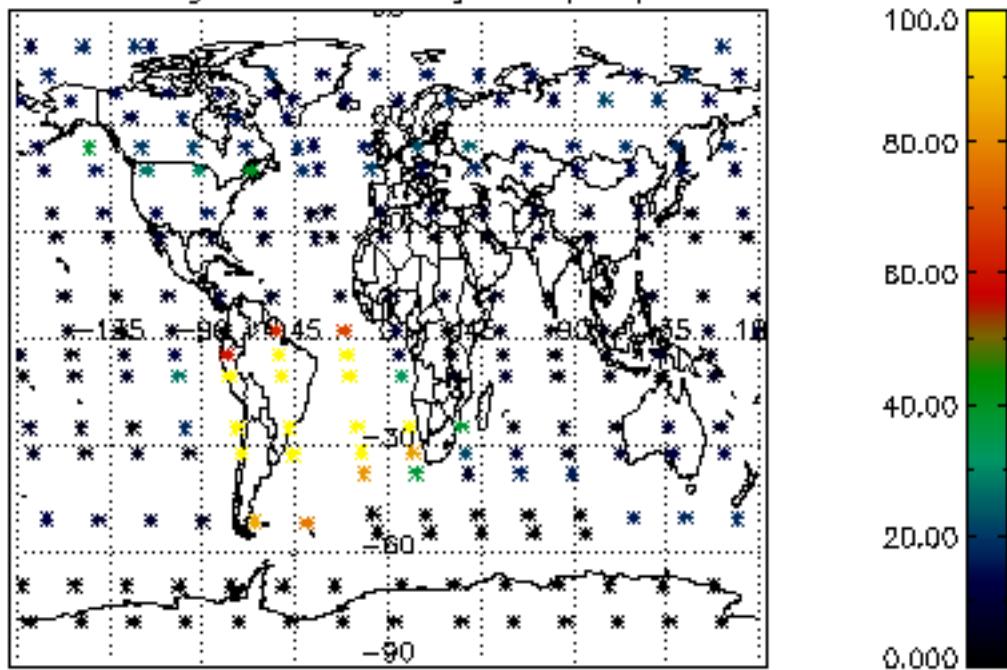




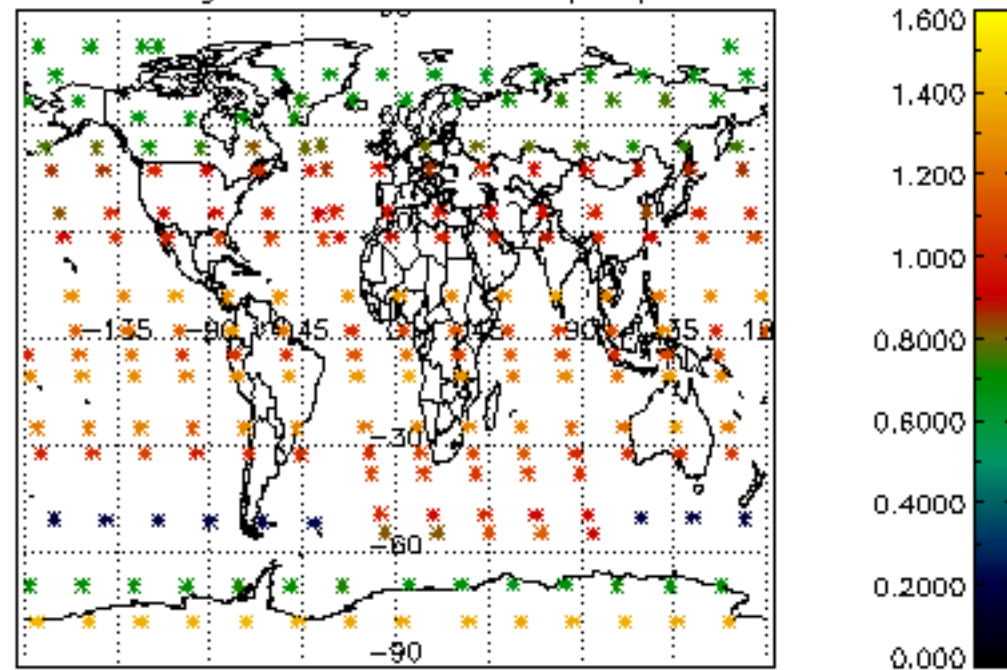




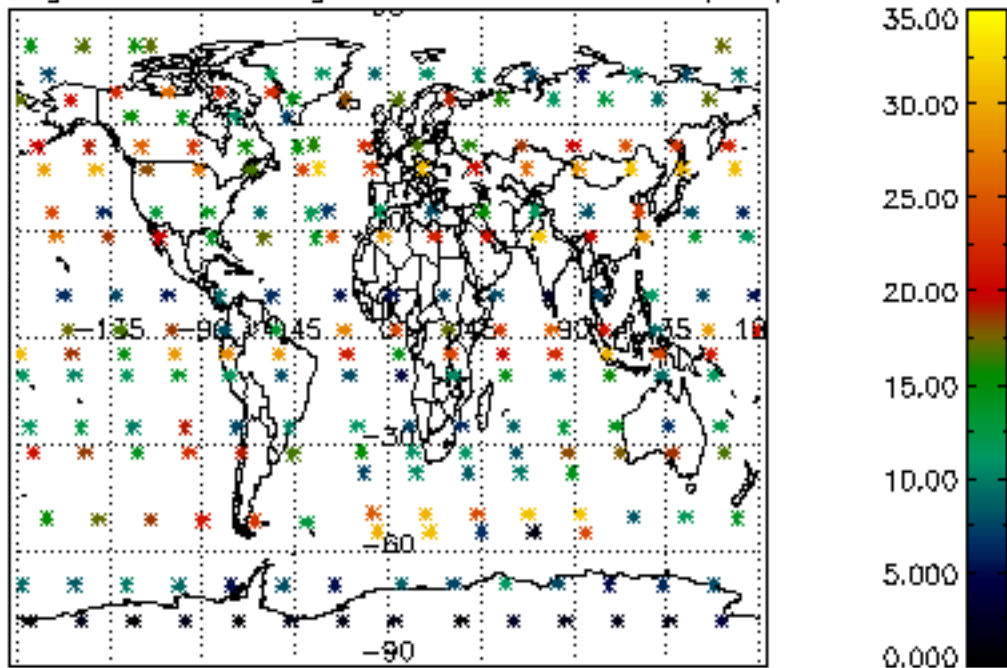
Percentage of cosmic ray hits per profile



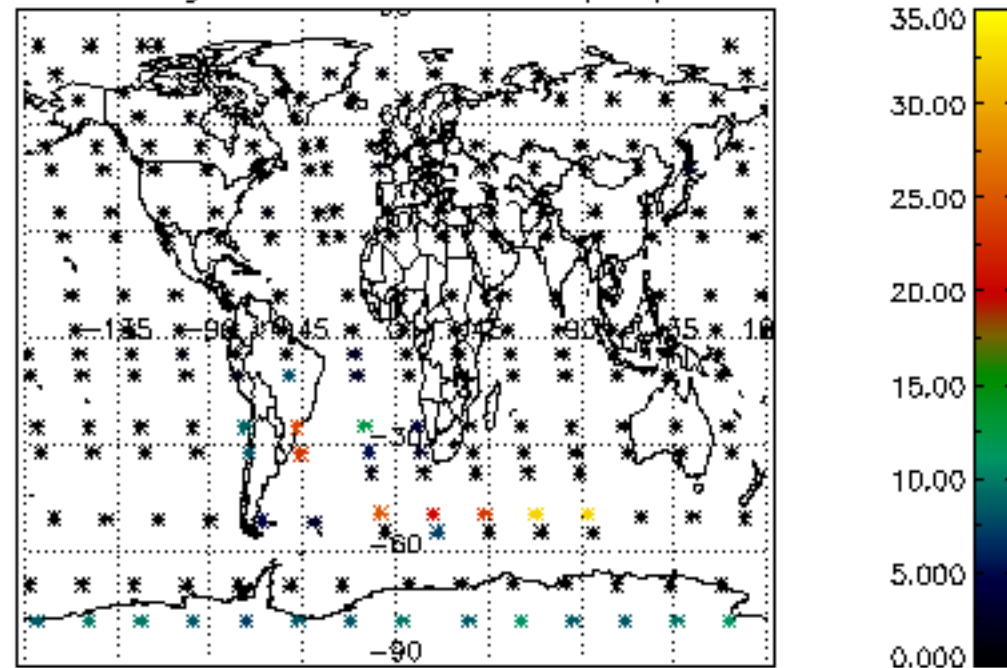
Percentage of datation errors per profile



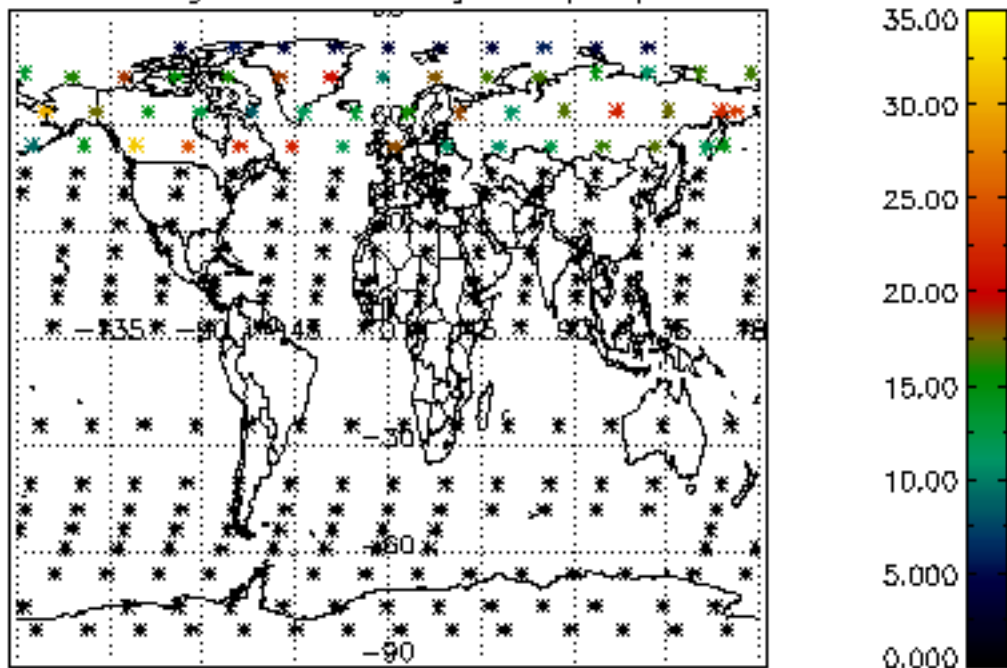
Percentage of star falling outside central band per profile



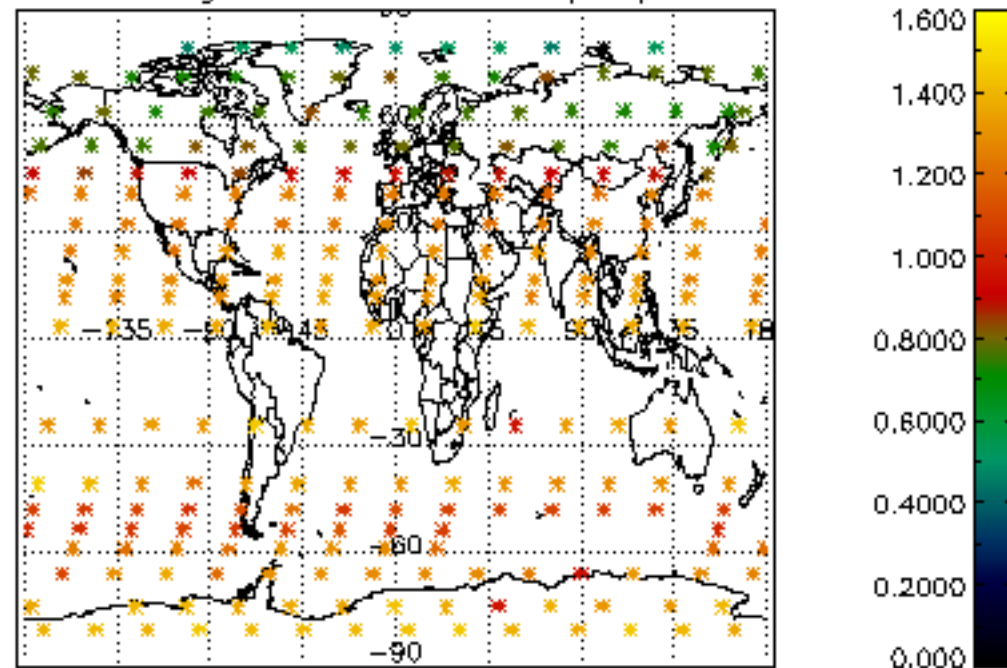
Percentage of saturation errors per profile



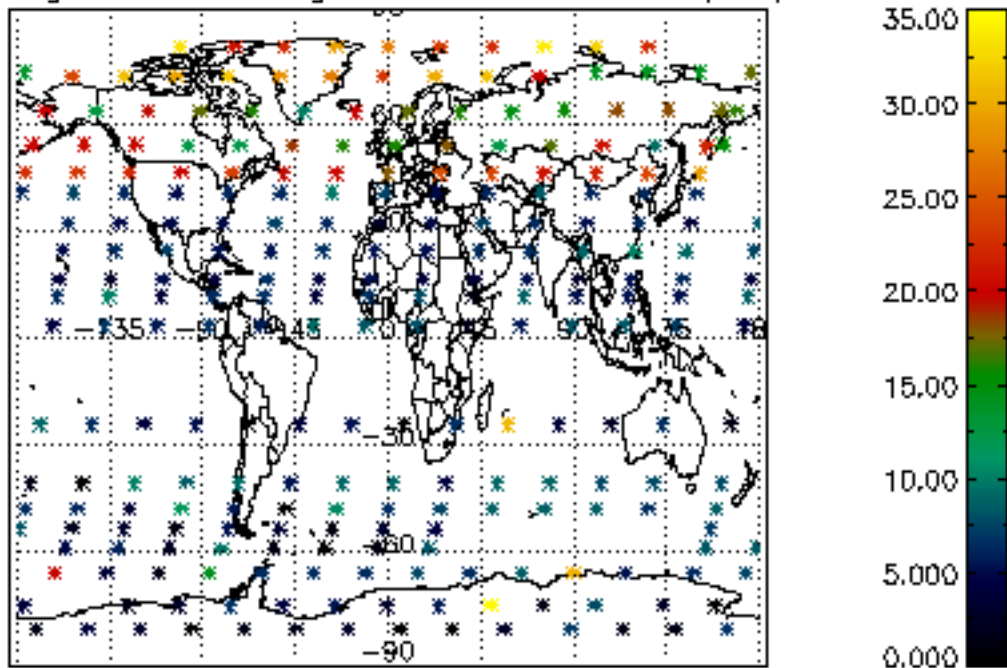
Percentage of cosmic ray hits per profile



Percentage of datation errors per profile



Percentage of star falling outside central band per profile



Percentage of saturation errors per profile

