

# GOMOS Level 2 Daily Report

## SUMMARY

### [1. General Info](#)

### [2. Summary of processed GOM\\_NL\\_2P products](#)

### [3. Level 2 Quality information per product](#)

#### [3.1 Plot of level 2 quality information per product \(time dependant\)](#)

#### [3.2 Plot of level 2 quality information per product \(world map\)](#)

### [4. Level 1 Quality information per product \(stored on level 2 products\)](#)

#### [4.1 Plot of level 1 quality information per product \(time dependant\)](#)

##### [4.1.1 Plot of level 1 quality information per product \(time dependant\): ASCENDING](#)

##### [4.1.2 Plot of level 1 quality information per product \(time dependant\): DESCENDING](#)

#### [4.2 Plot of level 1 quality information per product \(world map\)](#)

##### [4.2.1 Plot of level 1 quality information per product \(world map\): ASCENDING](#)

##### [4.2.2 Plot of level 1 quality information per product \(world map\): DESCENDING](#)

### [5. Ozone profiles based on quality statistics and other trace gas profiles](#)

#### [5.1 Ozone statistics based on quality of products](#)

#### [5.2 Plot ozone profiles for all STD \(dark without errors\)](#)

#### [5.3 Plot ozone profiles where STD < 20% \(dark without errors\)](#)

#### [5.4. Plot ozone profiles where STD < 10% \(dark without errors\)](#)

#### [5.5. Plot ozone profiles where STD < 5% \(dark without errors\)](#)

#### [5.6 Plot NO2 profiles for all STD \(dark without errors\)](#)

#### [5.7 Plot NO3 profiles for all STD \(dark without errors\)](#)

#### [5.8 Plot H2O profiles \(only for occultations of stars 1,2,3,4,13,14,16,26,63 dark without errors\) for all STD](#)

### [6. Auxiliary Data Files used for the production reported in section 2](#)

This report presents the daily analysis on parameters extracted from GOMOS level 2 data (GOM\_NL\_\_2P). It is intended to monitor some important parameters that will impact the quality of these products. A list of level 2 products (and content) that have arrived during the reporting day to the PCF is also given.

Item	Value
Time of report generation	17APR2013 20:38:25
Data source version	GOMOS/6.01
Start time of products	29-11-2002 (29NOV2002 00:00:00)
Stop time of products	30-11-2002 (30NOV2002 00:00:00)
Store outputs in DB	Yes
Nb of level 2 prods	388
Nb of prods with errors	0

## 2. Summary of processed GOM\_NL\_\_2P products.

Nr	Filename	UTC Start time	Limb	Duration	Star Id	Star Name	Star Mag	Star Temp	Nb Meas	Orbit	Prod. error
1	GOM_NL__2PRFIN20021129_000018_000000452011_00345_03906_9586.N1	29-NOV-2002 00:00:18	Bright	44.500	83		2.3780	11000.	89	3906	No
2	GOM_NL__2PRFIN20021129_000246_000000392011_00345_03906_9587.N1	29-NOV-2002 00:02:46	Bright	38.500	3	16Alp Boo	-0.050000	4250.0	77	3906	No
3	GOM_NL__2PRFIN20021129_000607_000000682011_00345_03906_9588.N1	29-NOV-2002 00:06:07	Bright	67.500	96	68Del Leo	2.5600	9300.0	135	3906	No
4	GOM_NL__2PRFIN20021129_001051_000001912011_00345_03906_9589.N1	29-NOV-2002 00:10:51	Straylight	191.00	51	41Gam1Leo	2.0100	4500.0	382	3906	No
5	GOM_NL__2PRFIN20021129_001604_000000482011_00345_03906_9590.N1	29-NOV-2002 00:16:04	Twilight_stray	48.000	100	4Gam Crv	2.5800	13100.	96	3906	No
6	GOM_NL__2PRFIN20021129_002259_000000412011_00345_03906_9591.N1	29-NOV-2002 00:22:59	Dark	40.500	64	Gam Cen	2.2000	10600.	81	3906	No
7	GOM_NL__2PRFIN20021129_002449_000000422011_00345_03906_9592.N1	29-NOV-2002 00:24:49	Dark	41.500	10	Bet Cen	0.61000	28000.	83	3906	No
8	GOM_NL__2PRFIN20021129_002639_000000422011_00346_03907_9558.N1	29-NOV-2002 00:26:39	Dark	42.000	12	Alp1Cru	0.77500	30000.	84	3907	No
9	GOM_NL__2PRFIN20021129_002917_000000402011_00346_03907_9559.N1	29-NOV-2002 00:29:17	Dark	39.500	124	The Car	2.7640	30000.	79	3907	No
10	GOM_NL__2PRFIN20021129_003057_000000422011_00346_03907_9560.N1	29-NOV-2002 00:30:57	Dark	41.500	159	Ups Car	2.9200	7200.0	83	3907	No
11	GOM_NL__2PRFIN20021129_003351_000000472011_00346_03907_9561.N1	29-NOV-2002 00:33:51	Dark	47.000	41	Eps Car	1.8600	4100.0	94	3907	No
12	GOM_NL__2PRFIN20021129_003543_000000492011_00346_03907_9562.N1	29-NOV-2002 00:35:43	Dark	49.000	34	Gam2Vel	1.7930	23000.	98	3907	No
13	GOM_NL__2PRFIN20021129_003723_000000572011_00346_03907_9563.N1	29-NOV-2002 00:37:23	Dark	57.000	70	Zet Pup	2.2460	39000.	114	3907	No
14	GOM_NL__2PRFIN20021129_003915_000000562011_00346_03907_9564.N1	29-NOV-2002 00:39:15	Dark	56.000	2	Alp Car	-0.73600	7000.0	112	3907	No
15	GOM_NL__2PRFIN20021129_004058_000000612011_00346_03907_9565.N1	29-NOV-2002 00:40:58	Dark	61.000	117	Pi Pup	2.7060	3800.0	122	3907	No
16	GOM_NL__2PRFIN20021129_004322_000000762011_00346_03907_9566.N1	29-NOV-2002 00:43:22	Dark	75.500	88	31Eta CMa	2.4480	20000.	151	3907	No
17	GOM_NL__2PRFIN20021129_004531_000000842011_00346_03907_9567.N1	29-NOV-2002 00:45:31	Dark	83.500	37	25Del CMa	1.8300	5900.0	167	3907	No
18	GOM_NL__2PRFIN20021129_005105_000000752011_00346_03907_9568.N1	29-NOV-2002 00:51:05	Straylight	75.000	47	2Bet CMa	1.9760	28000.	150	3907	No
19	GOM_NL__2PRFIN20021129_005501_000000652011_00346_03907_9569.N1	29-NOV-2002 00:55:01	Straylight	65.000	56	53Kap Ori	2.0650	30000.	130	3907	No
20	GOM_NL__2PRFIN20021129_005833_000000702011_00346_03907_9570.N1	29-NOV-2002 00:58:33	Twilight_stray	70.000	30	46Eps Ori	1.6940	30000.	140	3907	No
21	GOM_NL__2PRFIN20021129_010121_000000702011_00346_03907_9571.N1	29-NOV-2002 01:01:21	Twilight_stray	69.500	27	24Gam Ori	1.6360	26000.	139	3907	No
22	GOM_NL__2PRFIN20021129_010328_000000642011_00346_03907_9572.N1	29-NOV-2002 01:03:28	Bright	64.000	13	87Alp Tau	0.86700	3800.0	128	3907	No
23	GOM_NL__2PRFIN20021129_010500_000000402011_00346_03907_9573.N1	29-NOV-2002 01:05:00	Bright	40.000	146	25Eta Tau	2.8730	15200.	80	3907	No
24	GOM_NL__2PRFIN20021129_010724_000000412011_00346_03907_9574.N1	29-NOV-2002 01:07:24	Bright	40.500	150	44Zet Per	2.8900	28000.	81	3907	No
25	GOM_NL__2PRFIN20021129_010932_000000392011_00346_03907_9575.N1	29-NOV-2002 01:09:32	Bright	38.500	79	26Bet Per	2.3100	13100.	77	3907	No
26	GOM_NL__2PRFIN20021129_011149_000000392011_00346_03907_9576.N1	29-NOV-2002 01:11:49	Bright	39.000	175	39Del Per	3.0100	19400.	78	3907	No
27	GOM_NL__2PRFIN20021129_011355_000000682011_00346_03907_9577.N1	29-NOV-2002 01:13:55	Bright	68.000	6	13Alp Aur	0.080000	3400.0	136	3907	No
28	GOM_NL__2PRFIN20021129_011548_000000372011_00346_03907_9578.N1	29-NOV-2002 01:15:48	Bright	37.000	76	27Gam Cas	2.3000	30000.	74	3907	No
29	GOM_NL__2PRFIN20021129_012306_000000392011_00346_03907_9579.N1	29-NOV-2002 01:23:06	Bright	38.500	49	1Alp UMi	1.9900	6300.0	77	3907	No
30	GOM_NL__2PRFIN20021129_012745_000000392011_00346_03907_9580.N1	29-NOV-2002 01:27:45	Bright	38.500	60	7Bet UMi	2.0810	3950.0	77	3907	No
31	GOM_NL__2PRFIN20021129_012956_000000462011_00346_03907_9581.N1	29-NOV-2002 01:29:56	Bright	46.000	36	50Alp UMa	1.8000	6300.0	92	3907	No
32	GOM_NL__2PRFIN20021129_013133_000000472011_00346_03907_9582.N1	29-NOV-2002 01:31:33	Bright	47.000	82	48Bet UMa	2.3650	10600.	94	3907	No
33	GOM_NL__2PRFIN20021129_013322_000000512011_00346_03907_9583.N1	29-NOV-2002 01:33:22	Bright	51.000	55	79Zet UMa	2.0600	10200.	102	3907	No
34	GOM_NL__2PRFIN20021129_013500_000000422011_00346_03907_9584.N1	29-NOV-2002 01:35:00	Bright	41.500	39	85Eta UMa	1.8540	24000.	83	3907	No
35	GOM_NL__2PRFIN20021129_013753_000000372011_00346_03907_9585.N1	29-NOV-2002 01:37:53	Bright	37.000	180	27Gam Boo	3.0400	8000.0	74	3907	No
36	GOM_NL__2PRFIN20021129_014054_000000362011_00346_03907_9586.N1	29-NOV-2002 01:40:54	Bright	35.500	83		2.3780	11000.	71	3907	No
37	GOM_NL__2PRFIN20021129_014322_000000392011_00346_03907_9587.N1	29-NOV-2002 01:43:22	Bright	39.000	3	16Alp Boo	-0.050000	4250.0	78	3907	No
38	GOM_NL__2PRFIN20021129_014644_000000692011_00346_03907_9588.N1	29-NOV-2002 01:46:44	Bright	68.500	96	68Del Leo	2.5600	9300.0	137	3907	No
39	GOM_NL__2PRFIN20021129_015129_000001902011_00346_03907_9589.N1	29-NOV-2002 01:51:29	Straylight	190.00	51	41Gam1Leo	2.0100	4500.0	380	3907	No
40	GOM_NL__2PRFIN20021129_015638_000000482011_00346_03907_9590.N1	29-NOV-2002 01:56:38	Twilight_stray	47.500	100	4Gam Crv	2.5800	13100.	95	3907	No
41	GOM_NL__2PRFIN20021129_020336_000000402011_00346_03907_9591.N1	29-NOV-2002 02:03:36	Dark	39.500	64	Gam Cen	2.2000	10600.	79	3907	No
42	GOM_NL__2PRFIN20021129_020525_000000422011_00346_03907_9592.N1	29-NOV-2002 02:05:25	Dark	42.000	10	Bet Cen	0.61000	28000.	84	3907	No

43	GOM_NL__2PRFIN20021129_020715_000000402011_00347_03908_9559.N1	29-NOV-2002 02:07:15	Dark	39.500	12	Alp1Cru	0.77500	30000.	79	3908	No
44	GOM_NL__2PRFIN20021129_020953_000000392011_00347_03908_9560.N1	29-NOV-2002 02:09:53	Dark	39.000	124	The Car	2.7640	30000.	78	3908	No
45	GOM_NL__2PRFIN20021129_021133_000000392011_00347_03908_9561.N1	29-NOV-2002 02:11:33	Dark	38.500	159	Ups Car	2.9200	7200.0	77	3908	No
46	GOM_NL__2PRFIN20021129_021427_000000552011_00347_03908_9562.N1	29-NOV-2002 02:14:27	Dark	55.000	41	Eps Car	1.8600	4100.0	110	3908	No
47	GOM_NL__2PRFIN20021129_021619_000000492011_00347_03908_9563.N1	29-NOV-2002 02:16:19	Dark	49.000	34	Gam2Vel	1.7930	23000.	98	3908	No
48	GOM_NL__2PRFIN20021129_021800_000000572011_00347_03908_9564.N1	29-NOV-2002 02:18:00	Dark	57.000	70	Zet Pup	2.2460	39000.	114	3908	No
49	GOM_NL__2PRFIN20021129_021952_000000502011_00347_03908_9565.N1	29-NOV-2002 02:19:52	Dark	49.500	2	Alp Car	-0.73600	7000.0	99	3908	No
50	GOM_NL__2PRFIN20021129_022134_000000692011_00347_03908_9566.N1	29-NOV-2002 02:21:34	Dark	68.500	117	Pi Pup	2.7060	3800.0	137	3908	No
51	GOM_NL__2PRFIN20021129_054640_000000732011_00349_03910_9489.N1	29-NOV-2002 05:46:40	Dark	72.500	23	21Eps CMa	1.5020	26000.	145	3910	No
52	GOM_NL__2PRFIN20021129_054851_000000782011_00349_03910_9490.N1	29-NOV-2002 05:48:51	Straylight	78.000	179	24Omi2CMa	3.0320	24000.	156	3910	No
53	GOM_NL__2PRFIN20021129_055321_000000992011_00349_03910_9491.N1	29-NOV-2002 05:53:21	Straylight	99.000	1	9Alp CMa	-1.4400	11000.	198	3910	No
54	GOM_NL__2PRFIN20021129_055708_000000712011_00349_03910_9492.N1	29-NOV-2002 05:57:08	Straylight	71.000	7	19Bet Ori	0.10000	14000.	142	3910	No
55	GOM_NL__2PRFIN20021129_060007_000000702011_00349_03910_9493.N1	29-NOV-2002 06:00:07	Tw_i_and_stray	70.000	33	50Zet Ori	1.7660	30000.	140	3910	No
56	GOM_NL__2PRFIN20021129_060307_000000672011_00349_03910_9494.N1	29-NOV-2002 06:03:07	Tw_i_and_stray	67.000	27	24Gam Ori	1.6360	26000.	134	3910	No
57	GOM_NL__2PRFIN20021129_060516_000000532011_00349_03910_9495.N1	29-NOV-2002 06:05:16	Bright	53.000	13	87Alp Tau	0.86700	3800.0	106	3910	No
58	GOM_NL__2PRFIN20021129_060646_000000412011_00349_03910_9496.N1	29-NOV-2002 06:06:46	Bright	41.000	146	25Eta Tau	2.8730	15200.	82	3910	No
59	GOM_NL__2PRFIN20021129_060910_000000422011_00349_03910_9497.N1	29-NOV-2002 06:09:10	Bright	42.000	150	44Zet Per	2.8900	28000.	84	3910	No
60	GOM_NL__2PRFIN20021129_061119_000000392011_00349_03910_9498.N1	29-NOV-2002 06:11:19	Bright	39.000	79	26Bet Per	2.3100	13100.	78	3910	No
61	GOM_NL__2PRFIN20021129_061336_000000402011_00349_03910_9499.N1	29-NOV-2002 06:13:36	Bright	40.000	175	39Del Per	3.0100	19400.	80	3910	No
62	GOM_NL__2PRFIN20021129_061453_000000392011_00349_03910_9500.N1	29-NOV-2002 06:14:53	Bright	38.500	160	23Gam Per	2.9300	4700.0	77	3910	No
63	GOM_NL__2PRFIN20021129_061706_000000362011_00349_03910_9501.N1	29-NOV-2002 06:17:06	Bright	36.000	110	37Del Cas	2.6780	8900.0	72	3910	No
64	GOM_NL__2PRFIN20021129_062455_000000382011_00349_03910_9502.N1	29-NOV-2002 06:24:55	Bright	37.500	49	1Alp UMi	1.9900	6300.0	75	3910	No
65	GOM_NL__2PRFIN20021129_062933_000000392011_00349_03910_9503.N1	29-NOV-2002 06:29:33	Bright	38.500	60	7Bet UMi	2.0810	3950.0	77	3910	No
66	GOM_NL__2PRFIN20021129_063144_000000452011_00349_03910_9504.N1	29-NOV-2002 06:31:44	Bright	45.000	36	50Alp UMa	1.8000	6300.0	90	3910	No
67	GOM_NL__2PRFIN20021129_063321_000000472011_00349_03910_9505.N1	29-NOV-2002 06:33:21	Bright	46.500	82	48Bet UMa	2.3650	10600.	93	3910	No
68	GOM_NL__2PRFIN20021129_063513_000000392011_00349_03910_9506.N1	29-NOV-2002 06:35:13	Bright	39.000	55	79Zet UMa	2.0600	10200.	78	3910	No
69	GOM_NL__2PRFIN20021129_063651_000000392011_00349_03910_9507.N1	29-NOV-2002 06:36:51	Bright	39.000	39	85Eta UMa	1.8540	24000.	78	3910	No
70	GOM_NL__2PRFIN20021129_063942_000000382011_00349_03910_9508.N1	29-NOV-2002 06:39:42	Bright	37.500	180	27Gam Boo	3.0400	8000.0	75	3910	No
71	GOM_NL__2PRFIN20021129_064242_000000362011_00349_03910_9509.N1	29-NOV-2002 06:42:42	Bright	36.000	83		2.3780	11000.	72	3910	No
72	GOM_NL__2PRFIN20021129_064513_000000362011_00349_03910_9510.N1	29-NOV-2002 06:45:13	Bright	35.500	3	16Alp Boo	-0.050000	4250.0	71	3910	No
73	GOM_NL__2PRFIN20021129_064834_000000662011_00349_03910_9511.N1	29-NOV-2002 06:48:34	Bright	66.000	96	68Del Leo	2.5600	9300.0	132	3910	No
74	GOM_NL__2PRFIN20021129_065325_000001952011_00349_03910_9512.N1	29-NOV-2002 06:53:25	Straylight	195.00	51	41Gam1Leo	2.0100	4500.0	390	3910	No
75	GOM_NL__2PRFIN20021129_065832_000000502011_00349_03910_9513.N1	29-NOV-2002 06:58:32	Tw_i_and_stray	49.500	100	4Gam Crv	2.5800	13100.	99	3910	No
76	GOM_NL__2PRFIN20021129_070125_000000422011_00349_03910_9514.N1	29-NOV-2002 07:01:25	Twilight	41.500	123	lot Cen	2.7500	10200.	83	3910	No
77	GOM_NL__2PRFIN20021129_070525_000000412011_00349_03910_9515.N1	29-NOV-2002 07:05:25	Dark	40.500	64	Gam Cen	2.2000	10600.	81	3910	No
78	GOM_NL__2PRFIN20021129_070713_000000482011_00349_03910_9516.N1	29-NOV-2002 07:07:13	Dark	48.000	10	Bet Cen	0.61000	28000.	96	3910	No
79	GOM_NL__2PRFIN20021129_070904_000000422011_00350_03911_9560.N1	29-NOV-2002 07:09:04	Dark	42.000	12	Alp1Cru	0.77500	30000.	84	3911	No
80	GOM_NL__2PRFIN20021129_071142_000000402011_00350_03911_9561.N1	29-NOV-2002 07:11:42	Dark	40.000	124	The Car	2.7640	30000.	80	3911	No
81	GOM_NL__2PRFIN20021129_071322_000000402011_00350_03911_9562.N1	29-NOV-2002 07:13:22	Dark	40.000	159	Ups Car	2.9200	7200.0	80	3911	No
82	GOM_NL__2PRFIN20021129_071616_000000482011_00350_03911_9563.N1	29-NOV-2002 07:16:16	Dark	48.000	41	Eps Car	1.8600	4100.0	96	3911	No
83	GOM_NL__2PRFIN20021129_071809_000000512011_00350_03911_9564.N1	29-NOV-2002 07:18:09	Dark	51.000	34	Gam2Vel	1.7930	23000.	102	3911	No
84	GOM_NL__2PRFIN20021129_071950_000000582011_00350_03911_9565.N1	29-NOV-2002 07:19:50	Dark	57.500	70	Zet Pup	2.2460	39000.	115	3911	No
85	GOM_NL__2PRFIN20021129_072139_000000582011_00350_03911_9566.N1	29-NOV-2002 07:21:39	Dark	58.000	2	Alp Car	-0.73600	7000.0	116	3911	No
86	GOM_NL__2PRFIN20021129_072324_000000682011_00350_03911_9567.N1	29-NOV-2002 07:23:24	Dark	67.500	117	Pi Pup	2.7060	3800.0	135	3911	No
87	GOM_NL__2PRFIN20021129_072716_000000722011_00350_03911_9568.N1	29-NOV-2002 07:27:16	Dark	72.000	23	21Eps CMa	1.5020	26000.	144	3911	No
88	GOM_NL__2PRFIN20021129_072928_000000802011_00350_03911_9569.N1	29-NOV-2002 07:29:28	Straylight	79.500	179	24Omi2CMa	3.0320	24000.	159	3911	No
89	GOM_NL__2PRFIN20021129_073357_000001152011_00350_03911_9570.N1	29-NOV-2002 07:33:57	Straylight	114.50	1	9Alp CMa	-1.4400	11000.	229	3911	No
90	GOM_NL__2PRFIN20021129_073743_000000642011_00350_03911_9571.N1	29-NOV-2002 07:37:43	Straylight	64.000	7	19Bet Ori	0.10000	14000.	128	3911	No
91	GOM_NL__2PRFIN20021129_074042_000000702011_00350_03911_9572.N1	29-NOV-2002 07:40:42	Tw_i_and_stray	69.500	33	50Zet Ori	1.7660	30000.	139	3911	No
92	GOM_NL__2PRFIN20021129_074342_000000652011_00350_03911_9573.N1	29-NOV-2002 07:43:42	Tw_i_and_stray	64.500	27	24Gam Ori	1.6360	26000.	129	3911	No
93	GOM_NL__2PRFIN20021129_074550_000000542011_00350_03911_9574.N1	29-NOV-2002 07:45:50	Bright	53.500	13	87Alp Tau	0.86700	3800.0	107	3911	No
94	GOM_NL__2PRFIN20021129_074722_000000412011_00350_03911_9575.N1	29-NOV-2002 07:47:22	Bright	41.000	146	25Eta Tau	2.8730	15200.	82	3911	No
95	GOM_NL__2PRFIN20021129_074945_000000422011_00350_03911_9576.N1	29-NOV-2002 07:49:45	Bright	41.500	150	44Zet Per	2.8900	28000.	83	3911	No
96	GOM_NL__2PRFIN20021129_075156_000000392011_00350_03911_9577.N1	29-NOV-2002 07:51:56	Bright	39.000	79	26Bet Per	2.3100	13100.	78	3911	No
97	GOM_NL__2PRFIN20021129_075410_000000422011_00350_03911_9578.N1	29-NOV-2002 07:54:10	Bright	41.500	175	39Del Per	3.0100	19400.	83	3911	No
98	GOM_NL__2PRFIN20021129_075529_000000402011_00350_03911_9579.N1	29-NOV-2002 07:55:29	Bright	39.500	160	23Gam Per	2.9300	4700.0	79	3911	No
99	GOM_NL__2PRFIN20021129_075742_000000372011_00350_03911_9580.N1	29-NOV-2002 07:57:42	Bright	36.500	110	37Del Cas	2.6780	8900.0	73	3911	No
100	GOM_NL__2PRFIN20021129_080530_000000382011_00350_03911_9581.N1	29-NOV-2002 08:05:30	Bright	38.000	49	1Alp UMi	1.9900	6300.0	76	3911	No
101	GOM_NL__2PRFIN20021129_081009_000000352011_00350_03911_9582.N1	29-NOV-2002 08:10:09	Bright	35.000	60	7Bet UMi	2.0810	3950.0	70	3911	No

102	GOM_NL__2PRFIN20021129_081219_000000472011_00350_03911_9583.N1	29-NOV-2002 08:12:19	Bright	46.500	36	50Alp UMa	1.8000	6300.0	93	3911	No
103	GOM_NL__2PRFIN20021129_081356_000000472011_00350_03911_9584.N1	29-NOV-2002 08:13:56	Bright	47.000	82	48Bet UMa	2.3650	10600.	94	3911	No
104	GOM_NL__2PRFIN20021129_081549_000000412011_00350_03911_9585.N1	29-NOV-2002 08:15:49	Bright	40.500	55	79Zet UMa	2.0600	10200.	81	3911	No
105	GOM_NL__2PRFIN20021129_081726_000000362011_00350_03911_9586.N1	29-NOV-2002 08:17:26	Bright	36.000	39	85Eta UMa	1.8540	24000.	72	3911	No
106	GOM_NL__2PRFIN20021129_082017_000000452011_00350_03911_9587.N1	29-NOV-2002 08:20:17	Bright	45.000	180	27Gam Boo	3.0400	8000.0	90	3911	No
107	GOM_NL__2PRFIN20021129_082318_000000362011_00350_03911_9588.N1	29-NOV-2002 08:23:18	Bright	35.500	83		2.3780	11000.	71	3911	No
108	GOM_NL__2PRFIN20021129_082548_000000372011_00350_03911_9589.N1	29-NOV-2002 08:25:48	Bright	36.500	3	16Alp Boo	-0.050000	4250.0	73	3911	No
109	GOM_NL__2PRFIN20021129_082911_000000692011_00350_03911_9590.N1	29-NOV-2002 08:29:11	Bright	69.000	96	68Del Leo	2.5600	9300.0	138	3911	No
110	GOM_NL__2PRFIN20021129_083404_000001992011_00350_03911_9591.N1	29-NOV-2002 08:34:04	Straylight	199.00	51	41Gam1Leo	2.0100	4500.0	398	3911	No
111	GOM_NL__2PRFIN20021129_083907_000000482011_00350_03911_9592.N1	29-NOV-2002 08:39:07	Twilight	48.000	100	4Gam Crv	2.5800	13100.	96	3911	No
112	GOM_NL__2PRFIN20021129_084201_000000432011_00350_03911_9593.N1	29-NOV-2002 08:42:01	Twilight	42.500	123	lot Cen	2.7500	10200.	85	3911	No
113	GOM_NL__2PRFIN20021129_084600_000000432011_00350_03911_9594.N1	29-NOV-2002 08:46:00	Dark	43.000	64	Gam Cen	2.2000	10600.	86	3911	No
114	GOM_NL__2PRFIN20021129_084749_000000392011_00350_03911_9595.N1	29-NOV-2002 08:47:49	Dark	38.500	10	Bet Cen	0.61000	28000.	77	3911	No
115	GOM_NL__2PRFIN20021129_084940_000000442011_00351_03912_9560.N1	29-NOV-2002 08:49:40	Dark	44.000	12	Alp1Cru	0.77500	30000.	88	3912	No
116	GOM_NL__2PRFIN20021129_085218_000000392011_00351_03912_9561.N1	29-NOV-2002 08:52:18	Dark	38.500	124	The Car	2.7640	30000.	77	3912	No
117	GOM_NL__2PRFIN20021129_085359_000000402011_00351_03912_9562.N1	29-NOV-2002 08:53:59	Dark	40.000	159	Ups Car	2.9200	7200.0	80	3912	No
118	GOM_NL__2PRFIN20021129_085654_000000452011_00351_03912_9563.N1	29-NOV-2002 08:56:54	Dark	45.000	41	Eps Car	1.8600	4100.0	90	3912	No
119	GOM_NL__2PRFIN20021129_085846_000000632011_00351_03912_9564.N1	29-NOV-2002 08:58:46	Dark	63.000	34	Gam2Vel	1.7930	23000.	126	3912	No
120	GOM_NL__2PRFIN20021129_090027_000000572011_00351_03912_9565.N1	29-NOV-2002 09:00:27	Dark	57.000	70	Zet Pup	2.2460	39000.	114	3912	No
121	GOM_NL__2PRFIN20021129_090217_000000582011_00351_03912_9566.N1	29-NOV-2002 09:02:17	Dark	58.000	2	Alp Car	-0.73600	7000.0	116	3912	No
122	GOM_NL__2PRFIN20021129_090400_000000722011_00351_03912_9567.N1	29-NOV-2002 09:04:00	Dark	72.000	117	Pi Pup	2.7060	3800.0	144	3912	No
123	GOM_NL__2PRFIN20021129_090751_000000742011_00351_03912_9568.N1	29-NOV-2002 09:07:51	Dark	73.500	23	21Eps CMa	1.5020	26000.	147	3912	No
124	GOM_NL__2PRFIN20021129_091004_000000782011_00351_03912_9569.N1	29-NOV-2002 09:10:04	Straylight	78.000	179	24Omi2CMa	3.0320	24000.	156	3912	No
125	GOM_NL__2PRFIN20021129_091433_000001002011_00351_03912_9570.N1	29-NOV-2002 09:14:33	Straylight	99.500	1	9Alp CMa	-1.4400	11000.	199	3912	No
126	GOM_NL__2PRFIN20021129_091817_000000712011_00351_03912_9571.N1	29-NOV-2002 09:18:17	Straylight	71.000	7	19Bet Ori	0.10000	14000.	142	3912	No
127	GOM_NL__2PRFIN20021129_092118_000000702011_00351_03912_9572.N1	29-NOV-2002 09:21:18	Twilight	69.500	33	50Zet Ori	1.7660	30000.	139	3912	No
128	GOM_NL__2PRFIN20021129_092417_000000702011_00351_03912_9573.N1	29-NOV-2002 09:24:17	Twilight	69.500	27	24Gam Ori	1.6360	26000.	139	3912	No
129	GOM_NL__2PRFIN20021129_092624_000000622011_00351_03912_9574.N1	29-NOV-2002 09:26:24	Bright	61.500	13	87Alp Tau	0.86700	3800.0	123	3912	No
130	GOM_NL__2PRFIN20021129_092757_000000422011_00351_03912_9575.N1	29-NOV-2002 09:27:57	Bright	41.500	146	25Eta Tau	2.8730	15200.	83	3912	No
131	GOM_NL__2PRFIN20021129_093019_000000452011_00351_03912_9576.N1	29-NOV-2002 09:30:19	Bright	44.500	150	44Zet Per	2.8900	28000.	89	3912	No
132	GOM_NL__2PRFIN20021129_093231_000000402011_00351_03912_9577.N1	29-NOV-2002 09:32:31	Bright	39.500	79	26Bet Per	2.3100	13100.	79	3912	No
133	GOM_NL__2PRFIN20021129_093448_000000402011_00351_03912_9578.N1	29-NOV-2002 09:34:48	Bright	39.500	175	39Del Per	3.0100	19400.	79	3912	No
134	GOM_NL__2PRFIN20021129_093604_000000382011_00351_03912_9579.N1	29-NOV-2002 09:36:04	Bright	38.000	160	23Gam Per	2.9300	4700.0	76	3912	No
135	GOM_NL__2PRFIN20021129_093819_000000362011_00351_03912_9580.N1	29-NOV-2002 09:38:19	Bright	35.500	110	37Del Cas	2.6780	8900.0	71	3912	No
136	GOM_NL__2PRFIN20021129_094604_000000412011_00351_03912_9581.N1	29-NOV-2002 09:46:04	Bright	41.000	49	1Alp UMi	1.9900	6300.0	82	3912	No
137	GOM_NL__2PRFIN20021129_095045_000000392011_00351_03912_9582.N1	29-NOV-2002 09:50:45	Bright	39.000	60	7Bet UMi	2.0810	3950.0	78	3912	No
138	GOM_NL__2PRFIN20021129_095255_000000482011_00351_03912_9583.N1	29-NOV-2002 09:52:55	Bright	47.500	36	50Alp UMa	1.8000	6300.0	95	3912	No
139	GOM_NL__2PRFIN20021129_095431_000000462011_00351_03912_9584.N1	29-NOV-2002 09:54:31	Bright	45.500	82	48Bet UMa	2.3650	10600.	91	3912	No
140	GOM_NL__2PRFIN20021129_095622_000000402011_00351_03912_9585.N1	29-NOV-2002 09:56:22	Bright	39.500	55	79Zet UMa	2.0600	10200.	79	3912	No
141	GOM_NL__2PRFIN20021129_095800_000000392011_00351_03912_9586.N1	29-NOV-2002 09:58:00	Bright	39.000	39	85Eta UMa	1.8540	24000.	78	3912	No
142	GOM_NL__2PRFIN20021129_100053_000000382011_00351_03912_9587.N1	29-NOV-2002 10:00:53	Bright	37.500	180	27Gam Boo	3.0400	8000.0	75	3912	No
143	GOM_NL__2PRFIN20021129_100354_000000362011_00351_03912_9588.N1	29-NOV-2002 10:03:54	Bright	36.000	83		2.3780	11000.	72	3912	No
144	GOM_NL__2PRFIN20021129_100622_000000392011_00351_03912_9589.N1	29-NOV-2002 10:06:22	Bright	39.000	3	16Alp Boo	-0.050000	4250.0	78	3912	No
145	GOM_NL__2PRFIN20021129_100947_000000702011_00351_03912_9590.N1	29-NOV-2002 10:09:47	Bright	69.500	96	68Del Leo	2.5600	9300.0	139	3912	No
146	GOM_NL__2PRFIN20021129_101442_000001952011_00351_03912_9591.N1	29-NOV-2002 10:14:42	Straylight	195.00	51	41Gam1Leo	2.0100	4500.0	390	3912	No
147	GOM_NL__2PRFIN20021129_101944_000000492011_00351_03912_9592.N1	29-NOV-2002 10:19:44	Twilight	48.500	100	4Gam Crv	2.5800	13100.	97	3912	No
148	GOM_NL__2PRFIN20021129_102237_000000412011_00351_03912_9593.N1	29-NOV-2002 10:22:37	Dark	40.500	123	lot Cen	2.7500	10200.	81	3912	No
149	GOM_NL__2PRFIN20021129_102636_000000472011_00351_03912_9594.N1	29-NOV-2002 10:26:36	Dark	46.500	64	Gam Cen	2.2000	10600.	93	3912	No
150	GOM_NL__2PRFIN20021129_102825_000000452011_00351_03912_9595.N1	29-NOV-2002 10:28:25	Dark	45.000	10	Bet Cen	0.61000	28000.	90	3912	No
151	GOM_NL__2PRFIN20021129_103016_000000472011_00352_03913_9561.N1	29-NOV-2002 10:30:16	Dark	46.500	12	Alp1Cru	0.77500	30000.	93	3913	No
152	GOM_NL__2PRFIN20021129_103255_000000392011_00352_03913_9562.N1	29-NOV-2002 10:32:55	Dark	39.000	124	The Car	2.7640	30000.	78	3913	No
153	GOM_NL__2PRFIN20021129_103435_000000412011_00352_03913_9563.N1	29-NOV-2002 10:34:35	Dark	41.000	159	Ups Car	2.9200	7200.0	82	3913	No
154	GOM_NL__2PRFIN20021129_103729_000000462011_00352_03913_9564.N1	29-NOV-2002 10:37:29	Dark	46.000	41	Eps Car	1.8600	4100.0	92	3913	No
155	GOM_NL__2PRFIN20021129_103923_000000502011_00352_03913_9565.N1	29-NOV-2002 10:39:23	Dark	50.000	34	Gam2Vel	1.7930	23000.	100	3913	No
156	GOM_NL__2PRFIN20021129_104104_000000572011_00352_03913_9566.N1	29-NOV-2002 10:41:04	Dark	57.000	70	Zet Pup	2.2460	39000.	114	3913	No
157	GOM_NL__2PRFIN20021129_104254_000000582011_00352_03913_9567.N1	29-NOV-2002 10:42:54	Dark	58.000	2	Alp Car	-0.73600	7000.0	116	3913	No
158	GOM_NL__2PRFIN20021129_104437_000000702011_00352_03913_9568.N1	29-NOV-2002 10:44:37	Dark	69.500	117	Pi Pup	2.7060	3800.0	139	3913	No
159	GOM_NL__2PRFIN20021129_104830_000000682011_00352_03913_9569.N1	29-NOV-2002 10:48:30	Dark	68.000	23	21Eps CMa	1.5020	26000.	136	3913	No
160	GOM_NL__2PRFIN20021129_105041_000000782011_00352_03913_9570.N1	29-NOV-2002 10:50:41	Straylight	78.000	179	24Omi2CMa	3.0320	24000.	156	3913	No



161	GOM_NL__2PRFIN20021129_105509_000001122011_00352_03913_9571.N1	29-NOV-2002 10:55:09	Straylight	112.00	1	9Alp CMa	-1.4400	11000.	224	3913	No
162	GOM_NL__2PRFIN20021129_105855_000000712011_00352_03913_9572.N1	29-NOV-2002 10:58:55	Straylight	70.500	7	19Bet Ori	0.10000	14000.	141	3913	No
163	GOM_NL__2PRFIN20021129_110153_000000692011_00352_03913_9573.N1	29-NOV-2002 11:01:53	Twilight	68.500	33	50Zet Ori	1.7660	30000.	137	3913	No
164	GOM_NL__2PRFIN20021129_110452_000000672011_00352_03913_9574.N1	29-NOV-2002 11:04:52	Twilight	66.500	27	24Gam Ori	1.6360	26000.	133	3913	No
165	GOM_NL__2PRFIN20021129_110702_000000602011_00352_03913_9575.N1	29-NOV-2002 11:07:02	Bright	59.500	13	87Alp Tau	0.86700	3800.0	119	3913	No
166	GOM_NL__2PRFIN20021129_110834_000000412011_00352_03913_9576.N1	29-NOV-2002 11:08:34	Bright	40.500	146	25Eta Tau	2.8730	15200.	81	3913	No
167	GOM_NL__2PRFIN20021129_111055_000000432011_00352_03913_9577.N1	29-NOV-2002 11:10:55	Bright	43.000	150	44Zet Per	2.8900	28000.	86	3913	No
168	GOM_NL__2PRFIN20021129_111307_000000412011_00352_03913_9578.N1	29-NOV-2002 11:13:07	Bright	40.500	79	26Bet Per	2.3100	13100.	81	3913	No
169	GOM_NL__2PRFIN20021129_111523_000000412011_00352_03913_9579.N1	29-NOV-2002 11:15:23	Bright	40.500	175	39Del Per	3.0100	19400.	81	3913	No
170	GOM_NL__2PRFIN20021129_111640_000000392011_00352_03913_9580.N1	29-NOV-2002 11:16:40	Bright	38.500	160	23Gam Per	2.9300	4700.0	77	3913	No
171	GOM_NL__2PRFIN20021129_111854_000000362011_00352_03913_9581.N1	29-NOV-2002 11:18:54	Bright	35.500	110	37Del Cas	2.6780	8900.0	71	3913	No
172	GOM_NL__2PRFIN20021129_112642_000000362011_00352_03913_9582.N1	29-NOV-2002 11:26:42	Bright	36.000	49	1Alp UMi	1.9900	6300.0	72	3913	No
173	GOM_NL__2PRFIN20021129_113121_000000392011_00352_03913_9583.N1	29-NOV-2002 11:31:21	Bright	38.500	60	7Bet UMi	2.0810	3950.0	77	3913	No
174	GOM_NL__2PRFIN20021129_113330_000000482011_00352_03913_9584.N1	29-NOV-2002 11:33:30	Bright	48.000	36	50Alp UMa	1.8000	6300.0	96	3913	No
175	GOM_NL__2PRFIN20021129_113507_000000442011_00352_03913_9585.N1	29-NOV-2002 11:35:07	Bright	44.000	82	48Bet UMa	2.3650	10600.	88	3913	No
176	GOM_NL__2PRFIN20021129_113700_000000402011_00352_03913_9586.N1	29-NOV-2002 11:37:00	Bright	40.000	55	79Zet UMa	2.0600	10200.	80	3913	No
177	GOM_NL__2PRFIN20021129_113838_000000402011_00352_03913_9587.N1	29-NOV-2002 11:38:38	Bright	39.500	39	85Eta UMa	1.8540	24000.	79	3913	No
178	GOM_NL__2PRFIN20021129_114129_000000392011_00352_03913_9588.N1	29-NOV-2002 11:41:29	Bright	38.500	180	27Gam Boo	3.0400	8000.0	77	3913	No
179	GOM_NL__2PRFIN20021129_114430_000000372011_00352_03913_9589.N1	29-NOV-2002 11:44:30	Bright	37.000	83		2.3780	11000.	74	3913	No
180	GOM_NL__2PRFIN20021129_114659_000000392011_00352_03913_9590.N1	29-NOV-2002 11:46:59	Bright	38.500	3	16Alp Boo	-0.050000	4250.0	77	3913	No
181	GOM_NL__2PRFIN20021129_115024_000000712011_00352_03913_9591.N1	29-NOV-2002 11:50:24	Bright	70.500	96	68Del Leo	2.5600	9300.0	141	3913	No
182	GOM_NL__2PRFIN20021129_115521_000002072011_00352_03913_9592.N1	29-NOV-2002 11:55:21	Straylight	207.00	51	41Gam1Leo	2.0100	4500.0	414	3913	No
183	GOM_NL__2PRFIN20021129_120020_000000472011_00352_03913_9593.N1	29-NOV-2002 12:00:20	Twilight	46.500	100	4Gam Crv	2.5800	13100.	93	3913	No
184	GOM_NL__2PRFIN20021129_120313_000000412011_00352_03913_9594.N1	29-NOV-2002 12:03:13	Dark	41.000	123	1ot Cen	2.7500	10200.	82	3913	No
185	GOM_NL__2PRFIN20021129_120711_000000462011_00352_03913_9595.N1	29-NOV-2002 12:07:11	Dark	45.500	64	Gam Cen	2.2000	10600.	91	3913	No
186	GOM_NL__2PRFIN20021129_120901_000000502011_00352_03913_9596.N1	29-NOV-2002 12:09:01	Dark	49.500	10	Bet Cen	0.61000	28000.	99	3913	No
187	GOM_NL__2PRFIN20021129_121052_000000472011_00353_03914_9561.N1	29-NOV-2002 12:10:52	Dark	46.500	12	Alp1Cru	0.77500	30000.	93	3914	No
188	GOM_NL__2PRFIN20021129_121331_000000392011_00353_03914_9562.N1	29-NOV-2002 12:13:31	Dark	39.000	124	The Car	2.7640	30000.	78	3914	No
189	GOM_NL__2PRFIN20021129_121511_000000422011_00353_03914_9563.N1	29-NOV-2002 12:15:11	Dark	41.500	159	Ups Car	2.9200	7200.0	83	3914	No
190	GOM_NL__2PRFIN20021129_121806_000000472011_00353_03914_9564.N1	29-NOV-2002 12:18:06	Dark	46.500	41	Eps Car	1.8600	4100.0	93	3914	No
191	GOM_NL__2PRFIN20021129_121959_000000512011_00353_03914_9565.N1	29-NOV-2002 12:19:59	Dark	50.500	34	Gam2Vel	1.7930	23000.	101	3914	No
192	GOM_NL__2PRFIN20021129_122139_000000632011_00353_03914_9566.N1	29-NOV-2002 12:21:39	Dark	63.000	70	Zet Pup	2.2460	39000.	126	3914	No
193	GOM_NL__2PRFIN20021129_122328_000000492011_00353_03914_9567.N1	29-NOV-2002 12:23:28	Dark	49.000	2	Alp Car	-0.73600	7000.0	98	3914	No
194	GOM_NL__2PRFIN20021129_122514_000000702011_00353_03914_9568.N1	29-NOV-2002 12:25:14	Dark	70.000	117	Pi Pup	2.7060	3800.0	140	3914	No
195	GOM_NL__2PRFIN20021129_122906_000000722011_00353_03914_9569.N1	29-NOV-2002 12:29:06	Dark	71.500	23	21Eps CMa	1.5020	26000.	143	3914	No
196	GOM_NL__2PRFIN20021129_123118_000000762011_00353_03914_9570.N1	29-NOV-2002 12:31:18	Straylight	76.000	179	24Omi2CMa	3.0320	24000.	152	3914	No
197	GOM_NL__2PRFIN20021129_141621_000001012011_00354_03915_9494.N1	29-NOV-2002 14:16:21	Straylight	100.50	1	9Alp CMa	-1.4400	11000.	201	3915	No
198	GOM_NL__2PRFIN20021129_142006_000000642011_00354_03915_9495.N1	29-NOV-2002 14:20:06	Straylight	64.000	7	19Bet Ori	0.10000	14000.	128	3915	No
199	GOM_NL__2PRFIN20021129_142317_000000672011_00354_03915_9496.N1	29-NOV-2002 14:23:17	Twilight	66.500	30	46Eps Ori	1.6940	30000.	133	3915	No
200	GOM_NL__2PRFIN20021129_142603_000000652011_00354_03915_9497.N1	29-NOV-2002 14:26:03	Twilight	64.500	27	24Gam Ori	1.6360	26000.	129	3915	No
201	GOM_NL__2PRFIN20021129_142813_000000572011_00354_03915_9498.N1	29-NOV-2002 14:28:13	Bright	57.000	13	87Alp Tau	0.86700	3800.0	114	3915	No
202	GOM_NL__2PRFIN20021129_142945_000000412011_00354_03915_9499.N1	29-NOV-2002 14:29:45	Bright	41.000	146	25Eta Tau	2.8730	15200.	82	3915	No
203	GOM_NL__2PRFIN20021129_143210_000000412011_00354_03915_9500.N1	29-NOV-2002 14:32:10	Bright	40.500	150	44Zet Per	2.8900	28000.	81	3915	No
204	GOM_NL__2PRFIN20021129_143419_000000392011_00354_03915_9501.N1	29-NOV-2002 14:34:19	Bright	39.000	79	26Bet Per	2.3100	13100.	78	3915	No
205	GOM_NL__2PRFIN20021129_143636_000000392011_00354_03915_9502.N1	29-NOV-2002 14:36:36	Bright	38.500	175	39Del Per	3.0100	19400.	77	3915	No
206	GOM_NL__2PRFIN20021129_143752_000000372011_00354_03915_9503.N1	29-NOV-2002 14:37:52	Bright	37.000	160	23Gam Per	2.9300	4700.0	74	3915	No
207	GOM_NL__2PRFIN20021129_144006_000000372011_00354_03915_9504.N1	29-NOV-2002 14:40:06	Bright	37.000	110	37Del Cas	2.6780	8900.0	74	3915	No
208	GOM_NL__2PRFIN20021129_144755_000000372011_00354_03915_9505.N1	29-NOV-2002 14:47:55	Bright	37.000	49	1Alp UMi	1.9900	6300.0	74	3915	No
209	GOM_NL__2PRFIN20021129_145233_000000392011_00354_03915_9506.N1	29-NOV-2002 14:52:33	Bright	38.500	60	7Bet UMi	2.0810	3950.0	77	3915	No
210	GOM_NL__2PRFIN20021129_145441_000000632011_00354_03915_9507.N1	29-NOV-2002 14:54:41	Bright	63.000	36	50Alp UMa	1.8000	6300.0	126	3915	No
211	GOM_NL__2PRFIN20021129_145619_000000472011_00354_03915_9508.N1	29-NOV-2002 14:56:19	Bright	46.500	82	48Bet UMa	2.3650	10600.	93	3915	No
212	GOM_NL__2PRFIN20021129_145813_000000412011_00354_03915_9509.N1	29-NOV-2002 14:58:13	Bright	40.500	55	79Zet UMa	2.0600	10200.	81	3915	No
213	GOM_NL__2PRFIN20021129_145951_000000402011_00354_03915_9510.N1	29-NOV-2002 14:59:51	Bright	39.500	39	85Eta UMa	1.8540	24000.	79	3915	No
214	GOM_NL__2PRFIN20021129_150243_000000362011_00354_03915_9511.N1	29-NOV-2002 15:02:43	Bright	36.000	180	27Gam Boo	3.0400	8000.0	72	3915	No
215	GOM_NL__2PRFIN20021129_150542_000000372011_00354_03915_9512.N1	29-NOV-2002 15:05:42	Bright	36.500	83		2.3780	11000.	73	3915	No
216	GOM_NL__2PRFIN20021129_150814_000000362011_00354_03915_9513.N1	29-NOV-2002 15:08:14	Bright	36.000	3	16Alp Boo	-0.050000	4250.0	72	3915	No
217	GOM_NL__2PRFIN20021129_151137_000000692011_00354_03915_9514.N1	29-NOV-2002 15:11:37	Bright	68.500	96	68Del Leo	2.5600	9300.0	137	3915	No
218	GOM_NL__2PRFIN20021129_151639_000002252011_00354_03915_9515.N1	29-NOV-2002 15:16:39	Straylight	224.50	51	41Gam1Leo	2.0100	4500.0	449	3915	No
219	GOM_NL__2PRFIN20021129_152221_000000472011_00354_03915_9516.N1	29-NOV-2002 15:22:21	Twilight	46.500	106	9Bet Crv	2.6480	5600.0	93	3915	No

220	GOM_NL__2PRFIN20021129_152427_000000402011_00354_03915_9517.N1	29-NOV-2002 15:24:27	Dark	39.500	123	lot Cen	2.7500	10200.	79	3915	No
221	GOM_NL__2PRFIN20021129_152827_000000442011_00354_03915_9518.N1	29-NOV-2002 15:28:27	Dark	43.500	64	Gam Cen	2.2000	10600.	87	3915	No
222	GOM_NL__2PRFIN20021129_153054_000000392011_00354_03915_9519.N1	29-NOV-2002 15:30:54	Dark	38.500	20	Bet Cru	1.2530	30000.	77	3915	No
223	GOM_NL__2PRFIN20021129_153205_000000492011_00355_03916_9562.N1	29-NOV-2002 15:32:05	Dark	49.000	12	Alp1Cru	0.77500	30000.	98	3916	No
224	GOM_NL__2PRFIN20021129_153920_000000452011_00355_03916_9563.N1	29-NOV-2002 15:39:20	Dark	45.000	41	Eps Car	1.8600	4100.0	90	3916	No
225	GOM_NL__2PRFIN20021129_154111_000000522011_00355_03916_9564.N1	29-NOV-2002 15:41:11	Dark	51.500	34	Gam2Vel	1.7930	23000.	103	3916	No
226	GOM_NL__2PRFIN20021129_154444_000000552011_00355_03916_9565.N1	29-NOV-2002 15:44:44	Dark	54.500	2	Alp Car	-0.73600	7000.0	109	3916	No
227	GOM_NL__2PRFIN20021129_154626_000000682011_00355_03916_9566.N1	29-NOV-2002 15:46:26	Dark	67.500	117	Pi Pup	2.7060	3800.0	135	3916	No
228	GOM_NL__2PRFIN20021129_155020_000000752011_00355_03916_9567.N1	29-NOV-2002 15:50:20	Dark	75.000	23	21Eps CMa	1.5020	26000.	150	3916	No
229	GOM_NL__2PRFIN20021129_155231_000000752011_00355_03916_9568.N1	29-NOV-2002 15:52:31	Straylight	75.000	179	24Omi2CMa	3.0320	24000.	150	3916	No
230	GOM_NL__2PRFIN20021129_155657_000001042011_00355_03916_9569.N1	29-NOV-2002 15:56:57	Straylight	104.00	1	9Alp CMa	-1.4400	11000.	208	3916	No
231	GOM_NL__2PRFIN20021129_160042_000000702011_00355_03916_9570.N1	29-NOV-2002 16:00:42	Straylight	70.000	7	19Bet Ori	0.10000	14000.	140	3916	No
232	GOM_NL__2PRFIN20021129_160351_000000682011_00355_03916_9571.N1	29-NOV-2002 16:03:51	Tw_i_and_stray	67.500	30	46Eps Ori	1.6940	30000.	135	3916	No
233	GOM_NL__2PRFIN20021129_160639_000000642011_00355_03916_9572.N1	29-NOV-2002 16:06:39	Tw_i_and_stray	64.000	27	24Gam Ori	1.6360	26000.	128	3916	No
234	GOM_NL__2PRFIN20021129_160847_000000642011_00355_03916_9573.N1	29-NOV-2002 16:08:47	Bright	64.000	13	87Alp Tau	0.86700	3800.0	128	3916	No
235	GOM_NL__2PRFIN20021129_161021_000000412011_00355_03916_9574.N1	29-NOV-2002 16:10:21	Bright	41.000	146	25Eta Tau	2.8730	15200.	82	3916	No
236	GOM_NL__2PRFIN20021129_161245_000000412011_00355_03916_9575.N1	29-NOV-2002 16:12:45	Bright	41.000	150	44Zet Per	2.8900	28000.	82	3916	No
237	GOM_NL__2PRFIN20021129_161454_000000402011_00355_03916_9576.N1	29-NOV-2002 16:14:54	Bright	39.500	79	26Bet Per	2.3100	13100.	79	3916	No
238	GOM_NL__2PRFIN20021129_161711_000000382011_00355_03916_9577.N1	29-NOV-2002 16:17:11	Bright	38.000	175	39Del Per	3.0100	19400.	76	3916	No
239	GOM_NL__2PRFIN20021129_161827_000000382011_00355_03916_9578.N1	29-NOV-2002 16:18:27	Bright	38.000	160	23Gam Per	2.9300	4700.0	76	3916	No
240	GOM_NL__2PRFIN20021129_162043_000000372011_00355_03916_9579.N1	29-NOV-2002 16:20:43	Bright	36.500	110	37Del Cas	2.6780	8900.0	73	3916	No
241	GOM_NL__2PRFIN20021129_162830_000000382011_00355_03916_9580.N1	29-NOV-2002 16:28:30	Bright	37.500	49	1Alp UMi	1.9900	6300.0	75	3916	No
242	GOM_NL__2PRFIN20021129_163309_000000372011_00355_03916_9581.N1	29-NOV-2002 16:33:09	Bright	37.000	60	7Bet UMi	2.0810	3950.0	74	3916	No
243	GOM_NL__2PRFIN20021129_163515_000000492011_00355_03916_9582.N1	29-NOV-2002 16:35:15	Bright	49.000	36	50Alp UMa	1.8000	6300.0	98	3916	No
244	GOM_NL__2PRFIN20021129_163654_000000442011_00355_03916_9583.N1	29-NOV-2002 16:36:54	Bright	44.000	82	48Bet UMa	2.3650	10600.	88	3916	No
245	GOM_NL__2PRFIN20021129_163848_000000372011_00355_03916_9584.N1	29-NOV-2002 16:38:48	Bright	36.500	55	79Zet UMa	2.0600	10200.	73	3916	No
246	GOM_NL__2PRFIN20021129_164026_000000382011_00355_03916_9585.N1	29-NOV-2002 16:40:26	Bright	38.000	39	85Eta UMa	1.8540	24000.	76	3916	No
247	GOM_NL__2PRFIN20021129_164319_000000352011_00355_03916_9586.N1	29-NOV-2002 16:43:19	Bright	35.000	180	27Gam Boo	3.0400	8000.0	70	3916	No
248	GOM_NL__2PRFIN20021129_164618_000000372011_00355_03916_9587.N1	29-NOV-2002 16:46:18	Bright	37.000	83		2.3780	11000.	74	3916	No
249	GOM_NL__2PRFIN20021129_164849_000000372011_00355_03916_9588.N1	29-NOV-2002 16:48:49	Bright	36.500	3	16Alp Boo	-0.050000	4250.0	73	3916	No
250	GOM_NL__2PRFIN20021129_165214_000000662011_00355_03916_9589.N1	29-NOV-2002 16:52:14	Bright	65.500	96	68Del Leo	2.5600	9300.0	131	3916	No
251	GOM_NL__2PRFIN20021129_165718_000002552011_00355_03916_9590.N1	29-NOV-2002 16:57:18	Straylight	255.00	51	41Gam1Leo	2.0100	4500.0	510	3916	No
252	GOM_NL__2PRFIN20021129_170257_000000502011_00355_03916_9591.N1	29-NOV-2002 17:02:57	Twilight	50.000	106	9Bet Crv	2.6480	5600.0	100	3916	No
253	GOM_NL__2PRFIN20021129_170503_000000412011_00355_03916_9592.N1	29-NOV-2002 17:05:03	Dark	41.000	123	lot Cen	2.7500	10200.	82	3916	No
254	GOM_NL__2PRFIN20021129_170903_000000412011_00355_03916_9593.N1	29-NOV-2002 17:09:03	Dark	41.000	64	Gam Cen	2.2000	10600.	82	3916	No
255	GOM_NL__2PRFIN20021129_171130_000000462011_00355_03916_9594.N1	29-NOV-2002 17:11:30	Dark	46.000	20	Bet Cru	1.2530	30000.	92	3916	No
256	GOM_NL__2PRFIN20021129_171241_000000492011_00356_03917_9562.N1	29-NOV-2002 17:12:41	Dark	49.000	12	Alp1Cru	0.77500	30000.	98	3917	No
257	GOM_NL__2PRFIN20021129_171957_000000452011_00356_03917_9563.N1	29-NOV-2002 17:19:57	Dark	44.500	41	Eps Car	1.8600	4100.0	89	3917	No
258	GOM_NL__2PRFIN20021129_172150_000000572011_00356_03917_9564.N1	29-NOV-2002 17:21:50	Dark	57.000	34	Gam2Vel	1.7930	23000.	114	3917	No
259	GOM_NL__2PRFIN20021129_172520_000000492011_00356_03917_9565.N1	29-NOV-2002 17:25:20	Dark	49.000	2	Alp Car	-0.73600	7000.0	98	3917	No
260	GOM_NL__2PRFIN20021129_172705_000000702011_00356_03917_9566.N1	29-NOV-2002 17:27:05	Dark	70.000	117	Pi Pup	2.7060	3800.0	140	3917	No
261	GOM_NL__2PRFIN20021129_173056_000000742011_00356_03917_9567.N1	29-NOV-2002 17:30:56	Dark	74.000	23	21Eps CMa	1.5020	26000.	148	3917	No
262	GOM_NL__2PRFIN20021129_173308_000000792011_00356_03917_9568.N1	29-NOV-2002 17:33:08	Straylight	78.500	179	24Omi2CMa	3.0320	24000.	157	3917	No
263	GOM_NL__2PRFIN20021129_173733_000000972011_00356_03917_9569.N1	29-NOV-2002 17:37:33	Straylight	97.000	1	9Alp CMa	-1.4400	11000.	194	3917	No
264	GOM_NL__2PRFIN20021129_174119_000000702011_00356_03917_9570.N1	29-NOV-2002 17:41:19	Straylight	70.000	7	19Bet Ori	0.10000	14000.	140	3917	No
265	GOM_NL__2PRFIN20021129_174427_000000702011_00356_03917_9571.N1	29-NOV-2002 17:44:27	Tw_i_and_stray	69.500	30	46Eps Ori	1.6940	30000.	139	3917	No
266	GOM_NL__2PRFIN20021129_174713_000000672011_00356_03917_9572.N1	29-NOV-2002 17:47:13	Tw_i_and_stray	67.000	27	24Gam Ori	1.6360	26000.	134	3917	No
267	GOM_NL__2PRFIN20021129_174922_000000582011_00356_03917_9573.N1	29-NOV-2002 17:49:22	Bright	58.000	13	87Alp Tau	0.86700	3800.0	116	3917	No
268	GOM_NL__2PRFIN20021129_175054_000000432011_00356_03917_9574.N1	29-NOV-2002 17:50:54	Bright	42.500	146	25Eta Tau	2.8730	15200.	85	3917	No
269	GOM_NL__2PRFIN20021129_175321_000000402011_00356_03917_9575.N1	29-NOV-2002 17:53:21	Bright	39.500	150	44Zet Per	2.8900	28000.	79	3917	No
270	GOM_NL__2PRFIN20021129_175531_000000392011_00356_03917_9576.N1	29-NOV-2002 17:55:31	Bright	38.500	79	26Bet Per	2.3100	13100.	77	3917	No
271	GOM_NL__2PRFIN20021129_175745_000000412011_00356_03917_9577.N1	29-NOV-2002 17:57:45	Bright	40.500	175	39Del Per	3.0100	19400.	81	3917	No
272	GOM_NL__2PRFIN20021129_175904_000000392011_00356_03917_9578.N1	29-NOV-2002 17:59:04	Bright	39.000	160	23Gam Per	2.9300	4700.0	78	3917	No
273	GOM_NL__2PRFIN20021129_180120_000000372011_00356_03917_9579.N1	29-NOV-2002 18:01:20	Bright	36.500	110	37Del Cas	2.6780	8900.0	73	3917	No
274	GOM_NL__2PRFIN20021129_180906_000000372011_00356_03917_9580.N1	29-NOV-2002 18:09:06	Bright	37.000	49	1Alp UMi	1.9900	6300.0	74	3917	No
275	GOM_NL__2PRFIN20021129_181346_000000392011_00356_03917_9581.N1	29-NOV-2002 18:13:46	Bright	38.500	60	7Bet UMi	2.0810	3950.0	77	3917	No
276	GOM_NL__2PRFIN20021129_181550_000000502011_00356_03917_9582.N1	29-NOV-2002 18:15:50	Bright	49.500	36	50Alp UMa	1.8000	6300.0	99	3917	No
277	GOM_NL__2PRFIN20021129_181729_000000482011_00356_03917_9583.N1	29-NOV-2002 18:17:29	Bright	48.000	82	48Bet UMa	2.3650	10600.	96	3917	No
278	GOM_NL__2PRFIN20021129_181924_000000402011_00356_03917_9584.N1	29-NOV-2002 18:19:24	Bright	40.000	55	79Zet UMa	2.0600	10200.	80	3917	No

279	GOM_NL__2PRFIN20021129_182102_000000402011_00356_03917_9585.N1	29-NOV-2002 18:21:02	Bright	39.500	39	85Eta UMa	1.8540	24000.	79	3917	No
280	GOM_NL__2PRFIN20021129_182355_000000372011_00356_03917_9586.N1	29-NOV-2002 18:23:55	Bright	37.000	180	27Gam Boo	3.0400	8000.0	74	3917	No
281	GOM_NL__2PRFIN20021129_182655_000000362011_00356_03917_9587.N1	29-NOV-2002 18:26:55	Bright	36.000	83		2.3780	11000.	72	3917	No
282	GOM_NL__2PRFIN20021129_182926_000000372011_00356_03917_9588.N1	29-NOV-2002 18:29:26	Bright	37.000	3	16Alp Boo	-0.050000	4250.0	74	3917	No
283	GOM_NL__2PRFIN20021129_183250_000000682011_00356_03917_9589.N1	29-NOV-2002 18:32:50	Bright	68.000	96	68Del Leo	2.5600	9300.0	136	3917	No
284	GOM_NL__2PRFIN20021129_183757_000001942011_00356_03917_9590.N1	29-NOV-2002 18:37:57	Straylight	194.00	51	41Gam1Leo	2.0100	4500.0	388	3917	No
285	GOM_NL__2PRFIN20021129_184331_000000512011_00356_03917_9591.N1	29-NOV-2002 18:43:31	Twilight	50.500	106	9Bet Crv	2.6480	5600.0	101	3917	No
286	GOM_NL__2PRFIN20021129_184539_000000412011_00356_03917_9592.N1	29-NOV-2002 18:45:39	Dark	40.500	123	lot Cen	2.7500	10200.	81	3917	No
287	GOM_NL__2PRFIN20021129_184938_000000422011_00356_03917_9593.N1	29-NOV-2002 18:49:38	Dark	41.500	64	Gam Cen	2.2000	10600.	83	3917	No
288	GOM_NL__2PRFIN20021129_185206_000000402011_00356_03917_9594.N1	29-NOV-2002 18:52:06	Dark	39.500	20	Bet Cru	1.2530	30000.	79	3917	No
289	GOM_NL__2PRFIN20021129_185317_000000412011_00357_03918_9582.N1	29-NOV-2002 18:53:17	Dark	40.500	12	Alp1Cru	0.77500	30000.	81	3918	No
290	GOM_NL__2PRFIN20021129_190032_000000562011_00357_03918_9583.N1	29-NOV-2002 19:00:32	Dark	56.000	41	Eps Car	1.8600	4100.0	112	3918	No
291	GOM_NL__2PRFIN20021129_190227_000000512011_00357_03918_9584.N1	29-NOV-2002 19:02:27	Dark	51.000	34	Gam2Vel	1.7930	23000.	102	3918	No
292	GOM_NL__2PRFIN20021129_190556_000000562011_00357_03918_9585.N1	29-NOV-2002 19:05:56	Dark	56.000	2	Alp Car	-0.73600	7000.0	112	3918	No
293	GOM_NL__2PRFIN20021129_190742_000000642011_00357_03918_9586.N1	29-NOV-2002 19:07:42	Dark	64.000	117	Pi Pup	2.7060	3800.0	128	3918	No
294	GOM_NL__2PRFIN20021129_191133_000000732011_00357_03918_9587.N1	29-NOV-2002 19:11:33	Dark	72.500	23	21Eps CMa	1.5020	26000.	145	3918	No
295	GOM_NL__2PRFIN20021129_191344_000000762011_00357_03918_9588.N1	29-NOV-2002 19:13:44	Straylight	76.000	179	24Omi2CMa	3.0320	24000.	152	3918	No
296	GOM_NL__2PRFIN20021129_191809_000001072011_00357_03918_9589.N1	29-NOV-2002 19:18:09	Straylight	106.50	1	9Alp CMa	-1.4400	11000.	213	3918	No
297	GOM_NL__2PRFIN20021129_192154_000000682011_00357_03918_9590.N1	29-NOV-2002 19:21:54	Straylight	68.000	7	19Bet Ori	0.10000	14000.	136	3918	No
298	GOM_NL__2PRFIN20021129_192503_000000692011_00357_03918_9591.N1	29-NOV-2002 19:25:03	Tw_i_and_stray	69.000	30	46Eps Ori	1.6940	30000.	138	3918	No
299	GOM_NL__2PRFIN20021129_192748_000000652011_00357_03918_9592.N1	29-NOV-2002 19:27:48	Tw_i_and_stray	64.500	27	24Gam Ori	1.6360	26000.	129	3918	No
300	GOM_NL__2PRFIN20021129_192959_000000622011_00357_03918_9593.N1	29-NOV-2002 19:29:59	Bright	61.500	13	87Alp Tau	0.86700	3800.0	123	3918	No
301	GOM_NL__2PRFIN20021129_193130_000000422011_00357_03918_9594.N1	29-NOV-2002 19:31:30	Bright	42.000	146	25Eta Tau	2.8730	15200.	84	3918	No
302	GOM_NL__2PRFIN20021129_193357_000000402011_00357_03918_9595.N1	29-NOV-2002 19:33:57	Bright	39.500	150	44Zet Per	2.8900	28000.	79	3918	No
303	GOM_NL__2PRFIN20021129_193606_000000402011_00357_03918_9596.N1	29-NOV-2002 19:36:06	Bright	40.000	79	26Bet Per	2.3100	13100.	80	3918	No
304	GOM_NL__2PRFIN20021129_193820_000000412011_00357_03918_9597.N1	29-NOV-2002 19:38:20	Bright	40.500	175	39Del Per	3.0100	19400.	81	3918	No
305	GOM_NL__2PRFIN20021129_193940_000000382011_00357_03918_9598.N1	29-NOV-2002 19:39:40	Bright	37.500	160	23Gam Per	2.9300	4700.0	75	3918	No
306	GOM_NL__2PRFIN20021129_194156_000000352011_00357_03918_9599.N1	29-NOV-2002 19:41:56	Bright	35.000	110	37Del Cas	2.6780	8900.0	70	3918	No
307	GOM_NL__2PRFIN20021129_194942_000000392011_00357_03918_9600.N1	29-NOV-2002 19:49:42	Bright	39.000	49	1Alp UMi	1.9900	6300.0	78	3918	No
308	GOM_NL__2PRFIN20021129_195422_000000372011_00357_03918_9601.N1	29-NOV-2002 19:54:22	Bright	37.000	60	7Bet UMi	2.0810	3950.0	74	3918	No
309	GOM_NL__2PRFIN20021129_195626_000000502011_00357_03918_9602.N1	29-NOV-2002 19:56:26	Bright	50.000	36	50Alp UMa	1.8000	6300.0	100	3918	No
310	GOM_NL__2PRFIN20021129_195805_000000492011_00357_03918_9603.N1	29-NOV-2002 19:58:05	Bright	48.500	82	48Bet UMa	2.3650	10600.	97	3918	No
311	GOM_NL__2PRFIN20021129_200000_000000372011_00357_03918_9604.N1	29-NOV-2002 20:00:00	Bright	37.000	55	79Zet UMa	2.0600	10200.	74	3918	No
312	GOM_NL__2PRFIN20021129_200138_000000372011_00357_03918_9605.N1	29-NOV-2002 20:01:38	Bright	37.000	39	85Eta UMa	1.8540	24000.	74	3918	No
313	GOM_NL__2PRFIN20021129_200431_000000372011_00357_03918_9606.N1	29-NOV-2002 20:04:31	Bright	37.000	180	27Gam Boo	3.0400	8000.0	74	3918	No
314	GOM_NL__2PRFIN20021129_200731_000000372011_00357_03918_9607.N1	29-NOV-2002 20:07:31	Bright	36.500	83		2.3780	11000.	73	3918	No
315	GOM_NL__2PRFIN20021129_201002_000000362011_00357_03918_9608.N1	29-NOV-2002 20:10:02	Bright	35.500	3	16Alp Boo	-0.050000	4250.0	71	3918	No
316	GOM_NL__2PRFIN20021129_201327_000000702011_00357_03918_9609.N1	29-NOV-2002 20:13:27	Bright	69.500	96	68Del Leo	2.5600	9300.0	139	3918	No
317	GOM_NL__2PRFIN20021129_201836_000002152011_00357_03918_9610.N1	29-NOV-2002 20:18:36	Straylight	214.50	51	41Gam1Leo	2.0100	4500.0	429	3918	No
318	GOM_NL__2PRFIN20021129_202408_000000512011_00357_03918_9611.N1	29-NOV-2002 20:24:08	Twilight	50.500	106	9Bet Crv	2.6480	5600.0	101	3918	No
319	GOM_NL__2PRFIN20021129_202615_000000432011_00357_03918_9612.N1	29-NOV-2002 20:26:15	Dark	43.000	123	lot Cen	2.7500	10200.	86	3918	No
320	GOM_NL__2PRFIN20021129_203013_000000432011_00357_03918_9613.N1	29-NOV-2002 20:30:13	Dark	43.000	64	Gam Cen	2.2000	10600.	86	3918	No
321	GOM_NL__2PRFIN20021129_203243_000000402011_00357_03918_9614.N1	29-NOV-2002 20:32:43	Dark	39.500	20	Bet Cru	1.2530	30000.	79	3918	No
322	GOM_NL__2PRFIN20021129_203354_000000452011_00358_03919_9582.N1	29-NOV-2002 20:33:54	Dark	45.000	12	Alp1Cru	0.77500	30000.	90	3919	No
323	GOM_NL__2PRFIN20021129_204110_000000432011_00358_03919_9583.N1	29-NOV-2002 20:41:10	Dark	43.000	41	Eps Car	1.8600	4100.0	86	3919	No
324	GOM_NL__2PRFIN20021129_204304_000000512011_00358_03919_9584.N1	29-NOV-2002 20:43:04	Dark	50.500	34	Gam2Vel	1.7930	23000.	101	3919	No
325	GOM_NL__2PRFIN20021129_204633_000000582011_00358_03919_9585.N1	29-NOV-2002 20:46:33	Dark	58.000	2	Alp Car	-0.73600	7000.0	116	3919	No
326	GOM_NL__2PRFIN20021129_204819_000000672011_00358_03919_9586.N1	29-NOV-2002 20:48:19	Dark	66.500	117	Pi Pup	2.7060	3800.0	133	3919	No
327	GOM_NL__2PRFIN20021129_205210_000000742011_00358_03919_9587.N1	29-NOV-2002 20:52:10	Dark	73.500	23	21Eps CMa	1.5020	26000.	147	3919	No
328	GOM_NL__2PRFIN20021129_205421_000000762011_00358_03919_9588.N1	29-NOV-2002 20:54:21	Straylight	75.500	179	24Omi2CMa	3.0320	24000.	151	3919	No
329	GOM_NL__2PRFIN20021129_205845_000001072011_00358_03919_9589.N1	29-NOV-2002 20:58:45	Straylight	106.50	1	9Alp CMa	-1.4400	11000.	213	3919	No
330	GOM_NL__2PRFIN20021129_210228_000000692011_00358_03919_9590.N1	29-NOV-2002 21:02:28	Straylight	68.500	7	19Bet Ori	0.10000	14000.	137	3919	No
331	GOM_NL__2PRFIN20021129_210539_000000652011_00358_03919_9591.N1	29-NOV-2002 21:05:39	Tw_i_and_stray	65.000	30	46Eps Ori	1.6940	30000.	130	3919	No
332	GOM_NL__2PRFIN20021129_210825_000000662011_00358_03919_9592.N1	29-NOV-2002 21:08:25	Tw_i_and_stray	65.500	27	24Gam Ori	1.6360	26000.	131	3919	No
333	GOM_NL__2PRFIN20021129_211035_000000582011_00358_03919_9593.N1	29-NOV-2002 21:10:35	Bright	58.000	13	87Alp Tau	0.86700	3800.0	116	3919	No
334	GOM_NL__2PRFIN20021129_211208_000000412011_00358_03919_9594.N1	29-NOV-2002 21:12:08	Bright	41.000	146	25Eta Tau	2.8730	15200.	82	3919	No
335	GOM_NL__2PRFIN20021129_211432_000000392011_00358_03919_9595.N1	29-NOV-2002 21:14:32	Bright	39.000	150	44Zet Per	2.8900	28000.	78	3919	No
336	GOM_NL__2PRFIN20021129_211643_000000382011_00358_03919_9596.N1	29-NOV-2002 21:16:43	Bright	37.500	79	26Bet Per	2.3100	13100.	75	3919	No
337	GOM_NL__2PRFIN20021129_211858_000000402011_00358_03919_9597.N1	29-NOV-2002 21:18:58	Bright	40.000	175	39Del Per	3.0100	19400.	80	3919	No



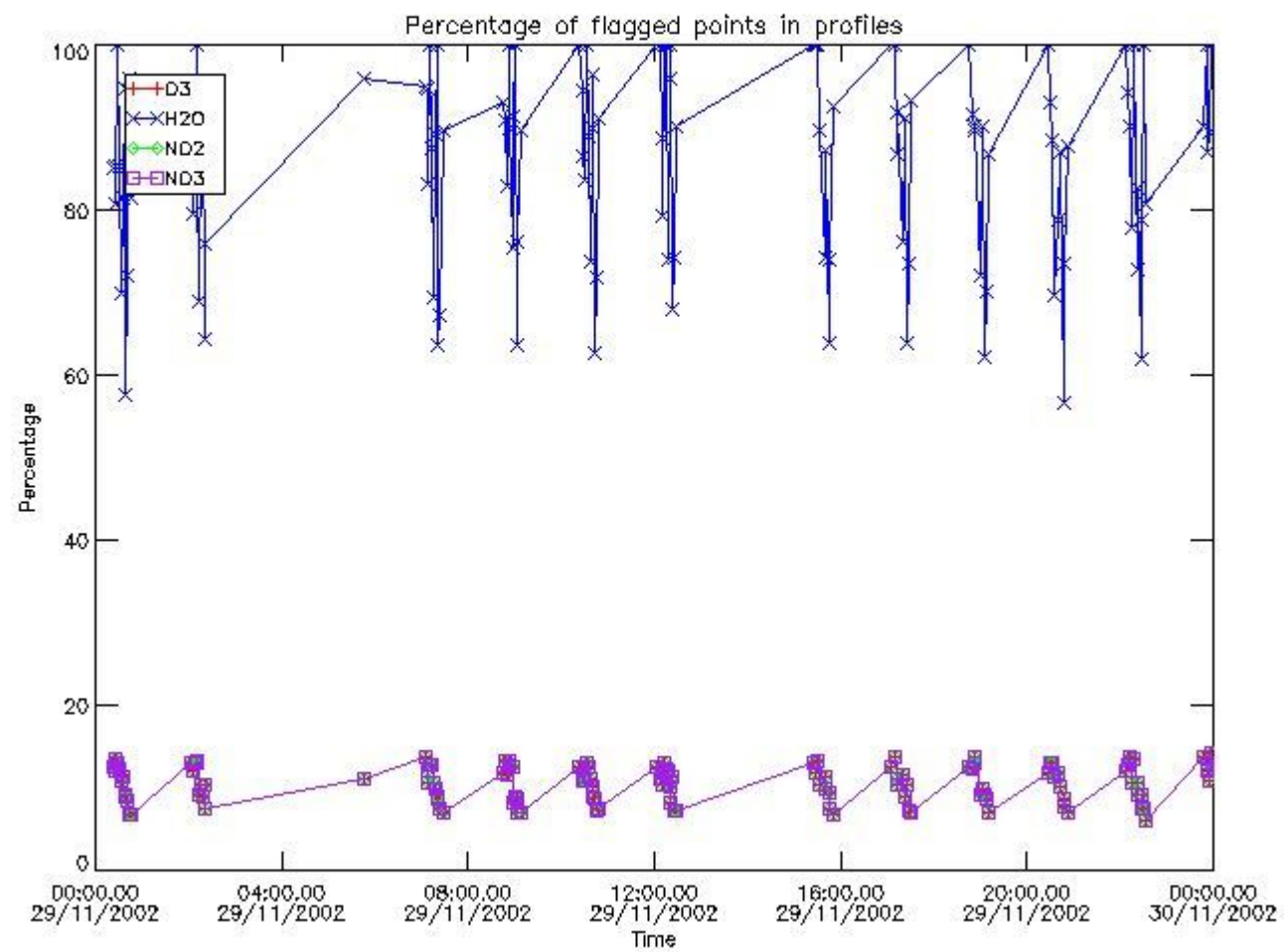
338	GOM_NL__2PRFIN20021129_212016_000000382011_00358_03919_9598.N1	29-NOV-2002 21:20:16	Bright	38.000	160	23Gam Per	2.9300	4700.0	76	3919	No
339	GOM_NL__2PRFIN20021129_212232_000000362011_00358_03919_9599.N1	29-NOV-2002 21:22:32	Bright	35.500	110	37Del Cas	2.6780	8900.0	71	3919	No
340	GOM_NL__2PRFIN20021129_213018_000000382011_00358_03919_9600.N1	29-NOV-2002 21:30:18	Bright	37.500	49	1Alp UMi	1.9900	6300.0	75	3919	No
341	GOM_NL__2PRFIN20021129_213457_000000362011_00358_03919_9601.N1	29-NOV-2002 21:34:57	Bright	35.500	60	7Bet UMi	2.0810	3950.0	71	3919	No
342	GOM_NL__2PRFIN20021129_213704_000000462011_00358_03919_9602.N1	29-NOV-2002 21:37:04	Bright	46.000	36	50Alp UMa	1.8000	6300.0	92	3919	No
343	GOM_NL__2PRFIN20021129_213841_000000462011_00358_03919_9603.N1	29-NOV-2002 21:38:41	Bright	45.500	82	48Bet UMa	2.3650	10600.	91	3919	No
344	GOM_NL__2PRFIN20021129_214035_000000422011_00358_03919_9604.N1	29-NOV-2002 21:40:35	Bright	41.500	55	79Zet UMa	2.0600	10200.	83	3919	No
345	GOM_NL__2PRFIN20021129_214212_000000422011_00358_03919_9605.N1	29-NOV-2002 21:42:12	Bright	42.000	39	85Eta UMa	1.8540	24000.	84	3919	No
346	GOM_NL__2PRFIN20021129_214506_000000362011_00358_03919_9606.N1	29-NOV-2002 21:45:06	Bright	35.500	180	27Gam Boo	3.0400	8000.0	71	3919	No
347	GOM_NL__2PRFIN20021129_214807_000000372011_00358_03919_9607.N1	29-NOV-2002 21:48:07	Bright	37.000	83		2.3780	11000.	74	3919	No
348	GOM_NL__2PRFIN20021129_215035_000000392011_00358_03919_9608.N1	29-NOV-2002 21:50:35	Bright	39.000	3	16Alp Boo	-0.050000	4250.0	78	3919	No
349	GOM_NL__2PRFIN20021129_215404_000000712011_00358_03919_9609.N1	29-NOV-2002 21:54:04	Bright	70.500	96	68Del Leo	2.5600	9300.0	141	3919	No
350	GOM_NL__2PRFIN20021129_215915_000002302011_00358_03919_9610.N1	29-NOV-2002 21:59:15	Straylight	230.00	51	41Gam1Leo	2.0100	4500.0	460	3919	No
351	GOM_NL__2PRFIN20021129_220444_000000522011_00358_03919_9611.N1	29-NOV-2002 22:04:44	Twilight	52.000	106	9Bet Crv	2.6480	5600.0	104	3919	No
352	GOM_NL__2PRFIN20021129_220649_000000432011_00358_03919_9612.N1	29-NOV-2002 22:06:49	Dark	42.500	123	1ot Cen	2.7500	10200.	85	3919	No
353	GOM_NL__2PRFIN20021129_221051_000000442011_00358_03919_9613.N1	29-NOV-2002 22:10:51	Dark	44.000	64	Gam Cen	2.2000	10600.	88	3919	No
354	GOM_NL__2PRFIN20021129_221319_000000412011_00358_03919_9614.N1	29-NOV-2002 22:13:19	Dark	41.000	20	Bet Cru	1.2530	30000.	82	3919	No
355	GOM_NL__2PRFIN20021129_221430_000000482011_00359_03920_9585.N1	29-NOV-2002 22:14:30	Dark	48.000	12	Alp1Cru	0.77500	30000.	96	3920	No
356	GOM_NL__2PRFIN20021129_221710_000000382011_00359_03920_9586.N1	29-NOV-2002 22:17:10	Dark	38.000	124	The Car	2.7640	30000.	76	3920	No
357	GOM_NL__2PRFIN20021129_222146_000000482011_00359_03920_9587.N1	29-NOV-2002 22:21:46	Dark	48.000	41	Eps Car	1.8600	4100.0	96	3920	No
358	GOM_NL__2PRFIN20021129_222339_000000562011_00359_03920_9588.N1	29-NOV-2002 22:23:39	Dark	55.500	34	Gam2Vel	1.7930	23000.	111	3920	No
359	GOM_NL__2PRFIN20021129_222709_000000562011_00359_03920_9589.N1	29-NOV-2002 22:27:09	Dark	55.500	2	Alp Car	-0.73600	7000.0	111	3920	No
360	GOM_NL__2PRFIN20021129_222853_000000692011_00359_03920_9590.N1	29-NOV-2002 22:28:53	Dark	69.000	117	Pi Pup	2.7060	3800.0	138	3920	No
361	GOM_NL__2PRFIN20021129_223120_000000692011_00359_03920_9591.N1	29-NOV-2002 22:31:20	Dark	69.000	88	31Eta CMa	2.4480	20000.	138	3920	No
362	GOM_NL__2PRFIN20021129_223327_000000842011_00359_03920_9592.N1	29-NOV-2002 22:33:27	Dark	83.500	37	25Del CMa	1.8300	5900.0	167	3920	No
363	GOM_NL__2PRFIN20021129_223853_000000742011_00359_03920_9593.N1	29-NOV-2002 22:38:53	Straylight	74.000	47	2Bet CMa	1.9760	28000.	148	3920	No
364	GOM_NL__2PRFIN20021129_224245_000000652011_00359_03920_9594.N1	29-NOV-2002 22:42:45	Straylight	65.000	56	53Kap Ori	2.0650	30000.	130	3920	No
365	GOM_NL__2PRFIN20021129_224601_000000672011_00359_03920_9595.N1	29-NOV-2002 22:46:01	Tw_i_and_stray	66.500	33	50Zet Ori	1.7660	30000.	133	3920	No
366	GOM_NL__2PRFIN20021129_224900_000000612011_00359_03920_9596.N1	29-NOV-2002 22:49:00	Tw_i_and_stray	61.000	27	24Gam Ori	1.6360	26000.	122	3920	No
367	GOM_NL__2PRFIN20021129_225109_000000552011_00359_03920_9597.N1	29-NOV-2002 22:51:09	Bright	55.000	13	87Alp Tau	0.86700	3800.0	110	3920	No
368	GOM_NL__2PRFIN20021129_225242_000000432011_00359_03920_9598.N1	29-NOV-2002 22:52:42	Bright	42.500	146	25Eta Tau	2.8730	15200.	85	3920	No
369	GOM_NL__2PRFIN20021129_225508_000000392011_00359_03920_9599.N1	29-NOV-2002 22:55:08	Bright	39.000	150	44Zet Per	2.8900	28000.	78	3920	No
370	GOM_NL__2PRFIN20021129_225718_000000382011_00359_03920_9600.N1	29-NOV-2002 22:57:18	Bright	38.000	79	26Bet Per	2.3100	13100.	76	3920	No
371	GOM_NL__2PRFIN20021129_225932_000000422011_00359_03920_9601.N1	29-NOV-2002 22:59:32	Bright	42.000	175	39Del Per	3.0100	19400.	84	3920	No
372	GOM_NL__2PRFIN20021129_230051_000000392011_00359_03920_9602.N1	29-NOV-2002 23:00:51	Bright	39.000	160	23Gam Per	2.9300	4700.0	78	3920	No
373	GOM_NL__2PRFIN20021129_230308_000000372011_00359_03920_9603.N1	29-NOV-2002 23:03:08	Bright	37.000	110	37Del Cas	2.6780	8900.0	74	3920	No
374	GOM_NL__2PRFIN20021129_231054_000000352011_00359_03920_9604.N1	29-NOV-2002 23:10:54	Bright	35.000	49	1Alp UMi	1.9900	6300.0	70	3920	No
375	GOM_NL__2PRFIN20021129_231533_000000392011_00359_03920_9605.N1	29-NOV-2002 23:15:33	Bright	39.000	60	7Bet UMi	2.0810	3950.0	78	3920	No
376	GOM_NL__2PRFIN20021129_231739_000000482011_00359_03920_9606.N1	29-NOV-2002 23:17:39	Bright	47.500	36	50Alp UMa	1.8000	6300.0	95	3920	No
377	GOM_NL__2PRFIN20021129_232249_000000402011_00359_03920_9607.N1	29-NOV-2002 23:22:49	Bright	39.500	39	85Eta UMa	1.8540	24000.	79	3920	No
378	GOM_NL__2PRFIN20021129_232543_000000522011_00359_03920_9608.N1	29-NOV-2002 23:25:43	Bright	52.000	180	27Gam Boo	3.0400	8000.0	104	3920	No
379	GOM_NL__2PRFIN20021129_232843_000000362011_00359_03920_9609.N1	29-NOV-2002 23:28:43	Bright	36.000	83		2.3780	11000.	72	3920	No
380	GOM_NL__2PRFIN20021129_233113_000000372011_00359_03920_9610.N1	29-NOV-2002 23:31:13	Bright	37.000	3	16Alp Boo	-0.050000	4250.0	74	3920	No
381	GOM_NL__2PRFIN20021129_233441_000000692011_00359_03920_9611.N1	29-NOV-2002 23:34:41	Bright	69.000	96	68Del Leo	2.5600	9300.0	138	3920	No
382	GOM_NL__2PRFIN20021129_233954_000002342011_00359_03920_9612.N1	29-NOV-2002 23:39:54	Straylight	233.50	51	41Gam1Leo	2.0100	4500.0	467	3920	No
383	GOM_NL__2PRFIN20021129_234521_000000512011_00359_03920_9613.N1	29-NOV-2002 23:45:21	Twilight	50.500	106	9Bet Crv	2.6480	5600.0	101	3920	No
384	GOM_NL__2PRFIN20021129_234728_000000412011_00359_03920_9614.N1	29-NOV-2002 23:47:28	Dark	41.000	123	1ot Cen	2.7500	10200.	82	3920	No
385	GOM_NL__2PRFIN20021129_235133_000000392011_00359_03920_9615.N1	29-NOV-2002 23:51:33	Dark	39.000	77	Eps Cen	2.3030	28000.	78	3920	No
386	GOM_NL__2PRFIN20021129_235314_000000432011_00359_03920_9616.N1	29-NOV-2002 23:53:14	Dark	42.500	10	Bet Cen	0.61000	28000.	85	3920	No
387	GOM_NL__2PRFIN20021129_235506_000000482011_00360_03921_9585.N1	29-NOV-2002 23:55:06	Dark	47.500	12	Alp1Cru	0.77500	30000.	95	3921	No
388	GOM_NL__2PRFIN20021129_235746_000000402011_00360_03921_9586.N1	29-NOV-2002 23:57:46	Dark	39.500	124	The Car	2.7640	30000.	79	3921	No

### 3. Quality information per product

In this section it is plotted some information contained in the Quality Summary data set of the level 2 products. Only products in dark limb conditions and without errors (error flag in the MPH set to "0") are used.

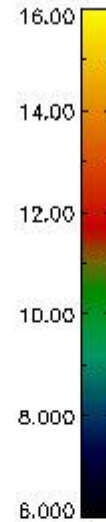
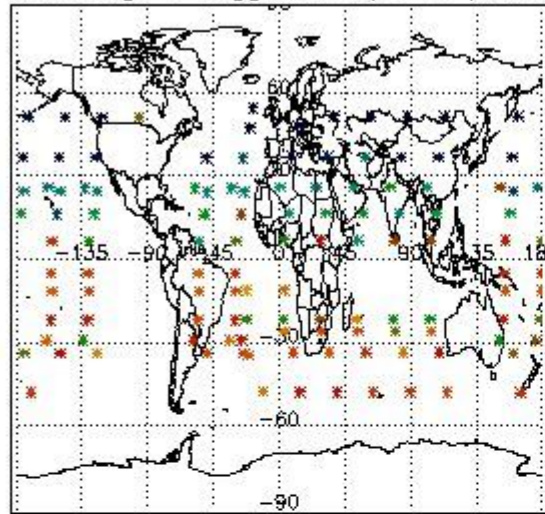


3.1 Plot quality information per product (time dependant)


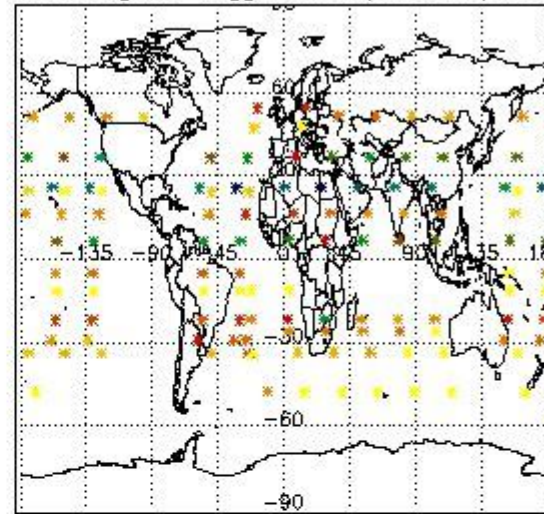


3.2 Plot quality information per product (world map)

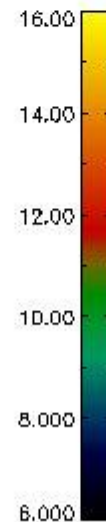
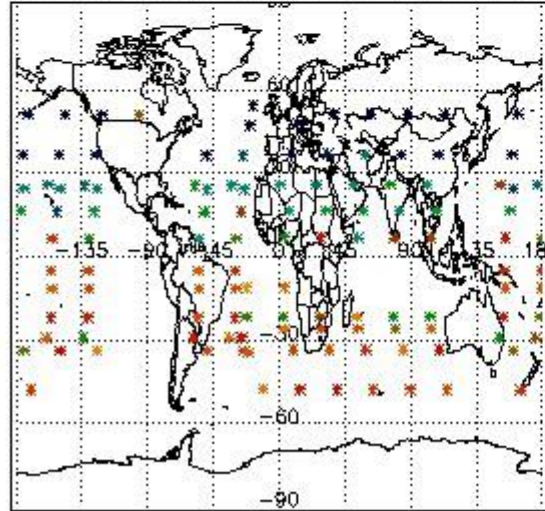
Percentage of flagged data per O3 profile



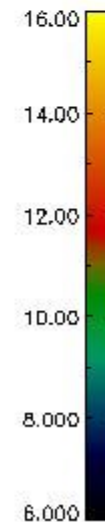
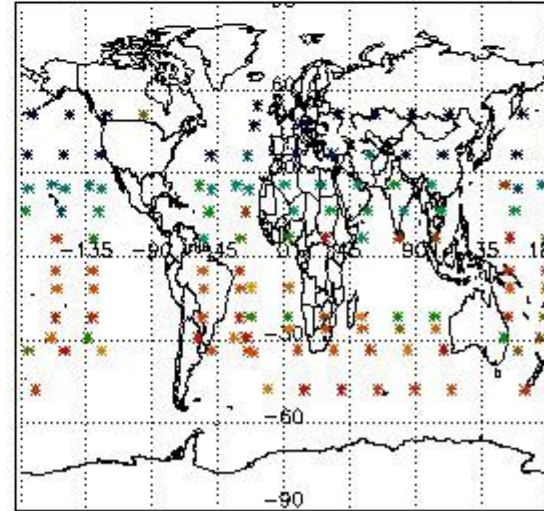
Percentage of flagged data per H2O profile



Percentage of flagged data per NO2 profile



Percentage of flagged data per NO3 profile

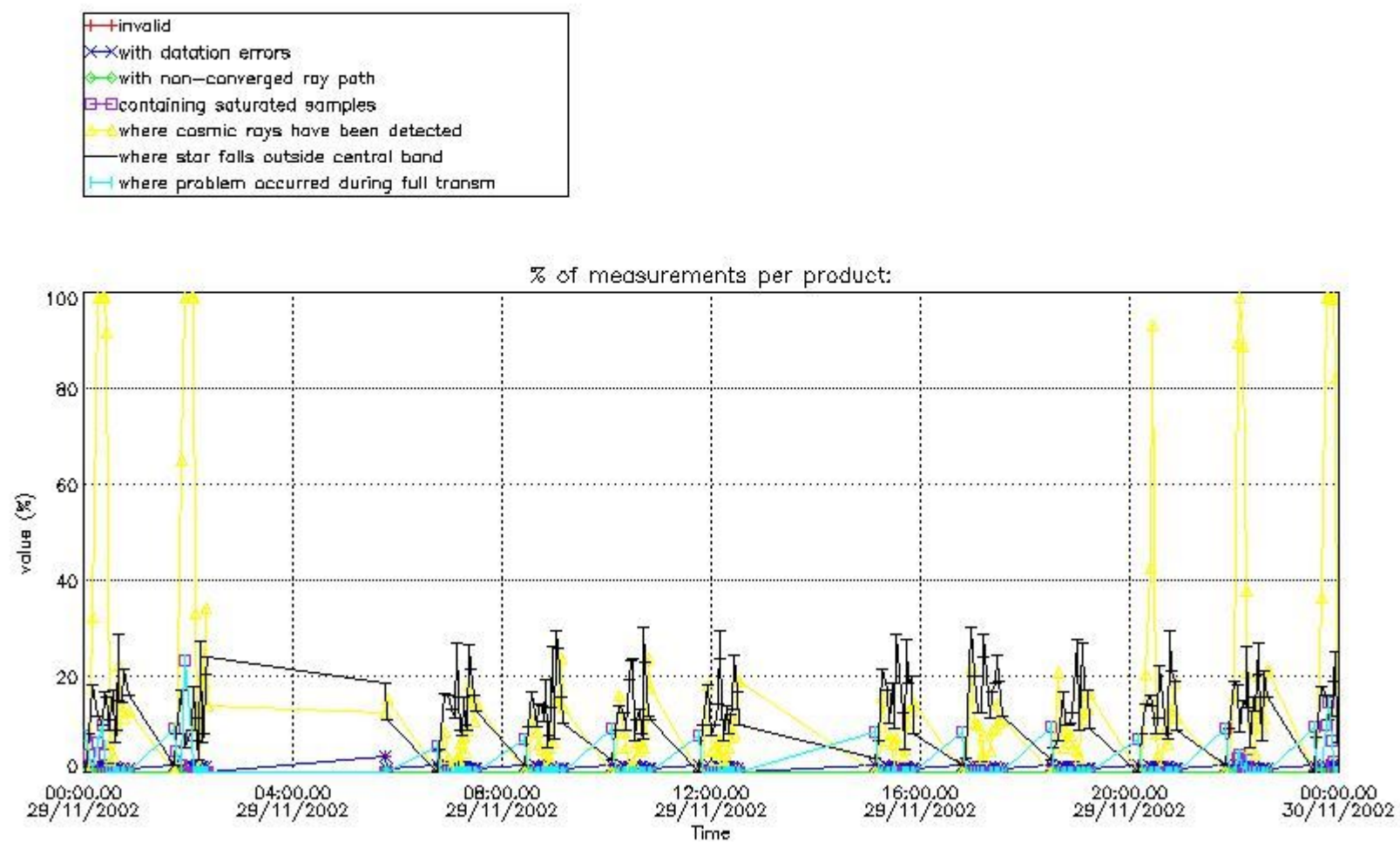


#### 4. Level 1 quality information per product

In this section it is plotted some information contained in the Quality Summary data set of the level 2 products that comes from the level 1b processing. Products without errors (error flag in the MPH set to "0") are used.

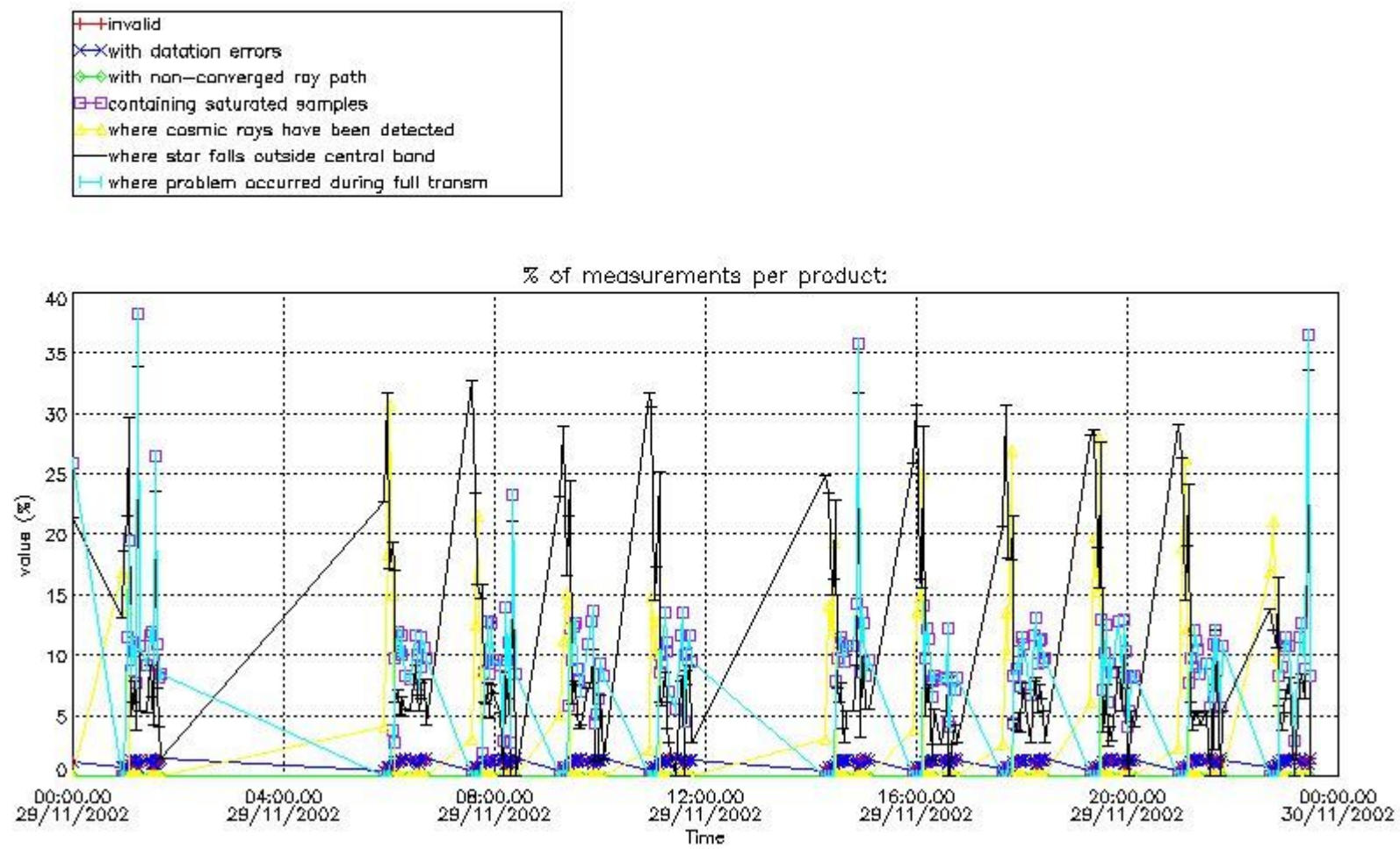
##### 4.1 Plot quality information per product (time dependant) coming from level 1b processing

###### 4.1.1 Plot level 1 quality information per product (time dependant): ENVISAT ASCENDING passes



4.1.2 Plot level 1 quality information per product (time dependant): ENVI SAT DESCENDING passes

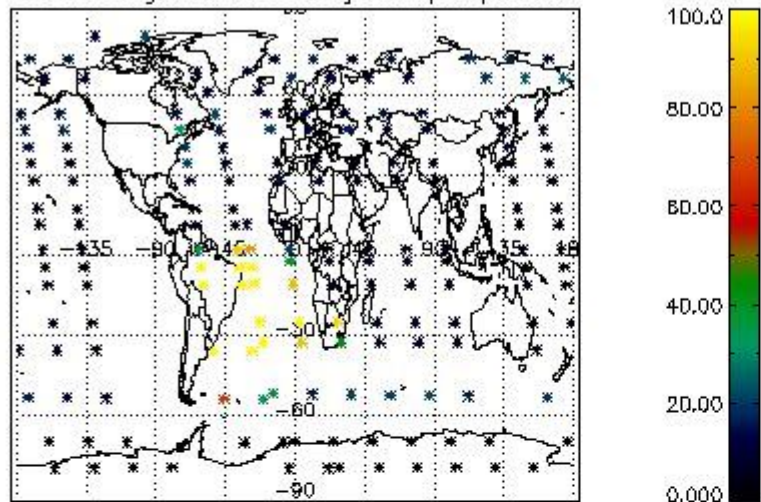




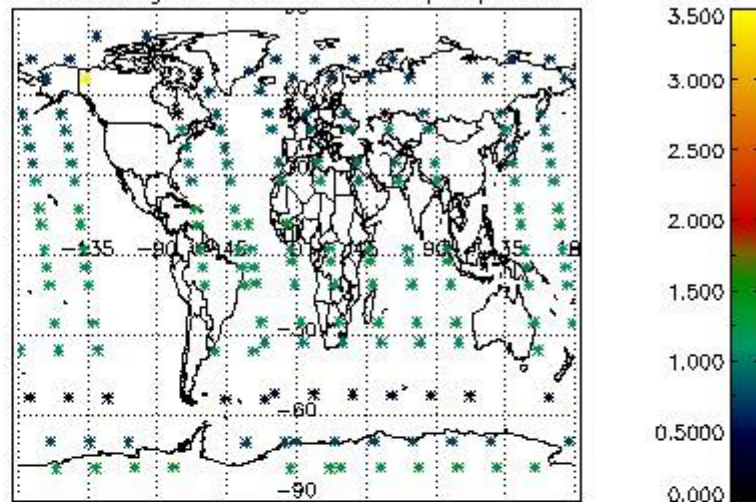
#### 4.2 Plot quality information per product coming from level 1b processing (world map)

##### 4.2.1 Plot level 1 quality information per product (world map): ENVISAT ASCENDING passes

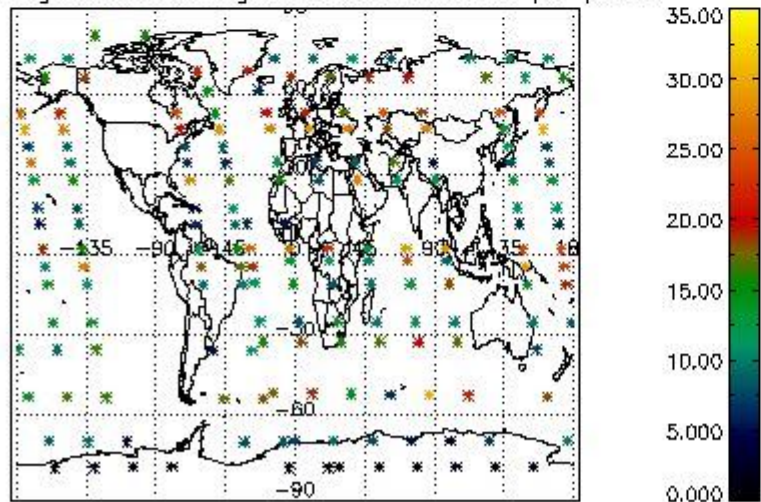
Percentage of cosmic ray hits per profile



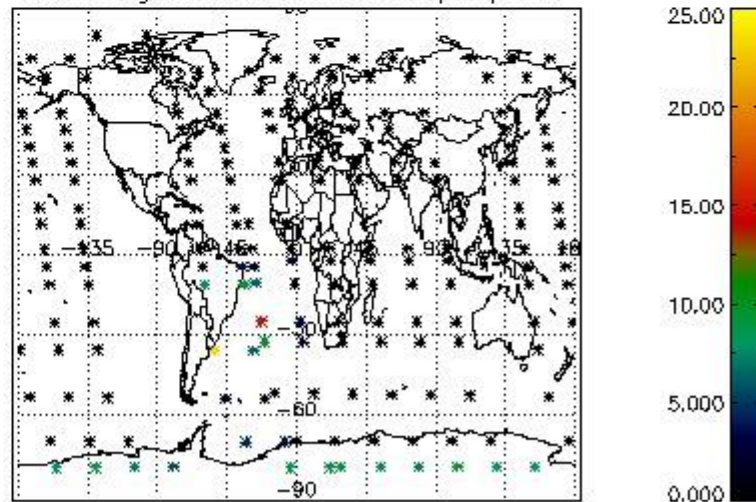
Percentage of datation errors per profile



Percentage of star falling outside central band per profile

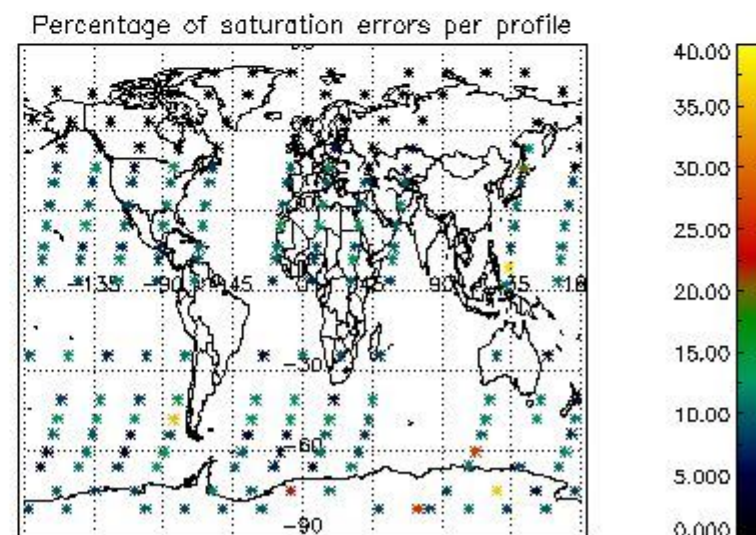
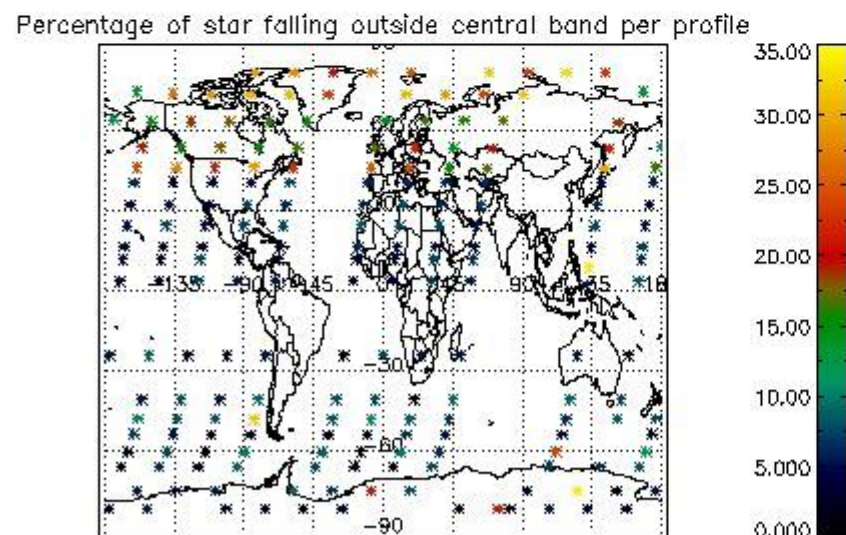
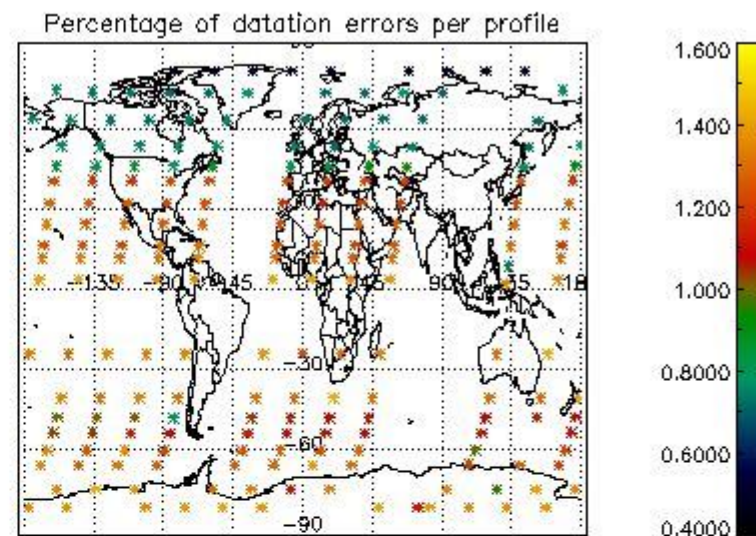
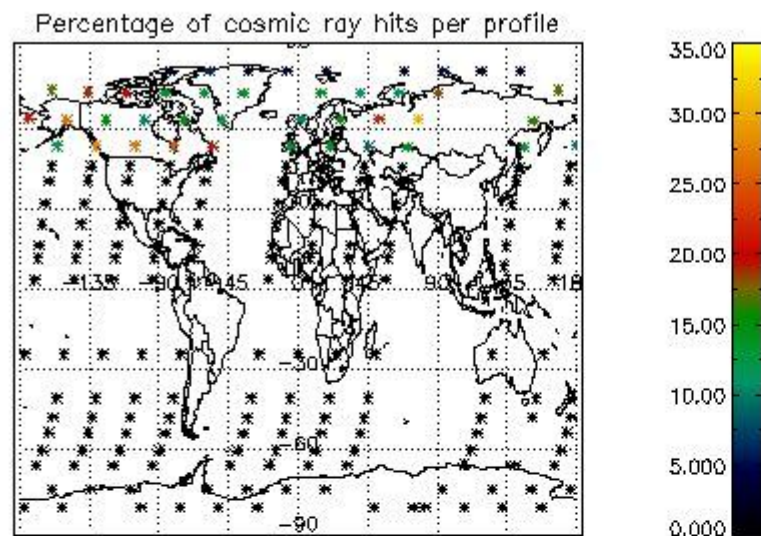


Percentage of saturation errors per profile



4.2.2 Plot level 1 quality information per product (world map): ENVISAT DESCENDING passes





## 5. Trace gas profiles

### 5.1 Ozone statistics based on quality of products

The final quality of the products can be "measured" using the STD (Standard Deviation) attached to every point profile. This information is written to the parameter GOM\_NL\_\_2P/NL\_LOCAL\_SPECIES\_DENSITY/o3\_std of the level 2 products. The table below shows the statistics for given STD ranges.

The statistics are given with respect to the overall valid production:

- Products without fatal errors: GOM\_NL\_\_2P/MPH/PRODUCT\_ERR=0
- Valid point profile: GOM\_NL\_\_2P/NL\_LOCAL\_SPECIES\_DENSITY/pcd(0)=0

The 'Criteria' is applied to valid points of dark limb products:

- Products in dark limb illumination condition: GOM\_NL\_\_2P/NL\_SUMMARY\_QUALITY/obs\_ill\_cond=0
- Products without fatal errors: GOM\_NL\_\_2P/MPH/PRODUCT\_ERR=0
- Valid point profile: GOM\_NL\_\_2P/NL\_LOCAL\_SPECIES\_DENSITY/pcd(0)=0

So, the table below shows the percentage of dark limb and valid observations for each criteria with respect to the overall valid daily observations.

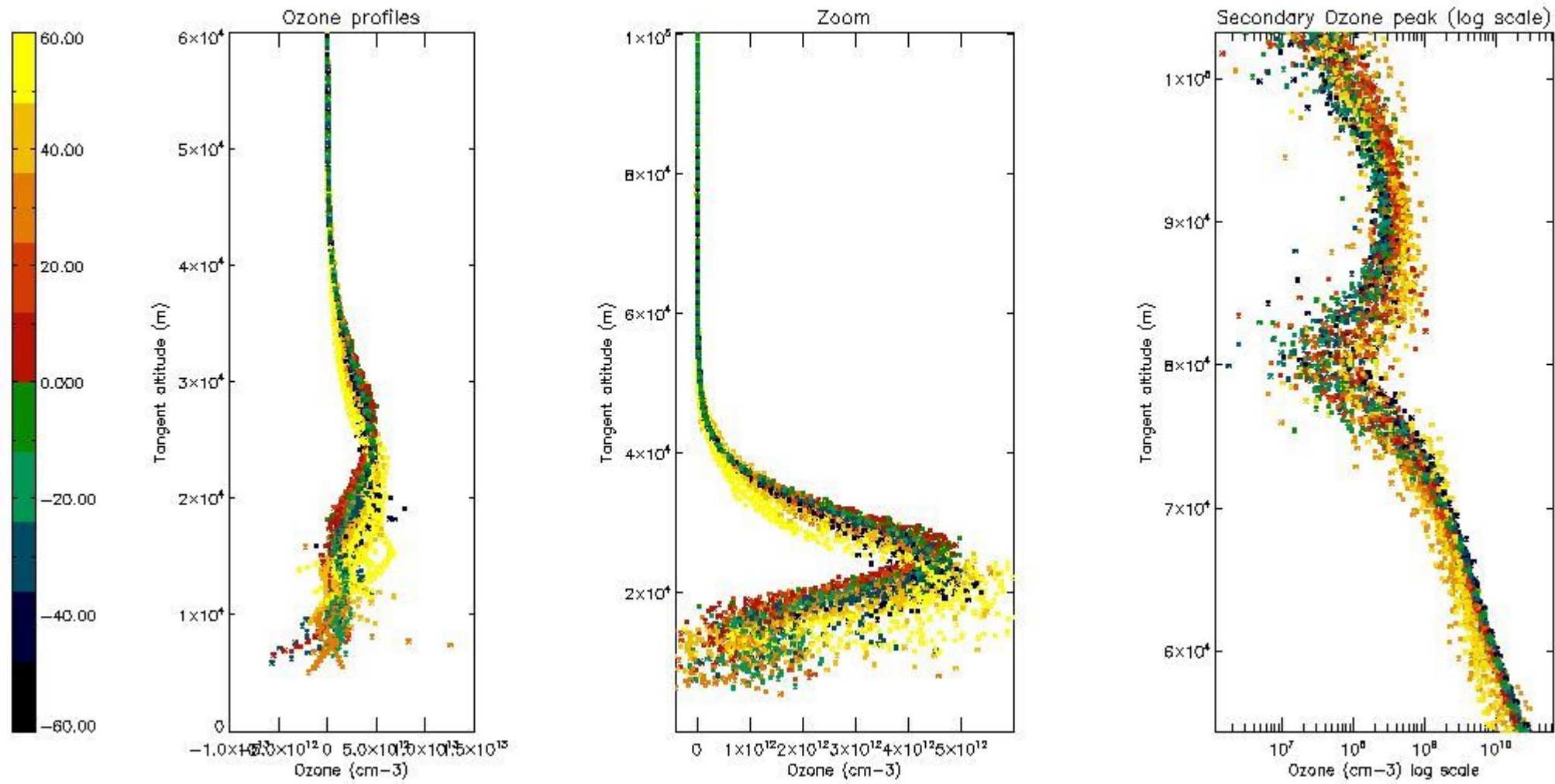
Criteria	% of total production
All STD	29
STD < 20	19



STD < 10	16
STD < 5	12

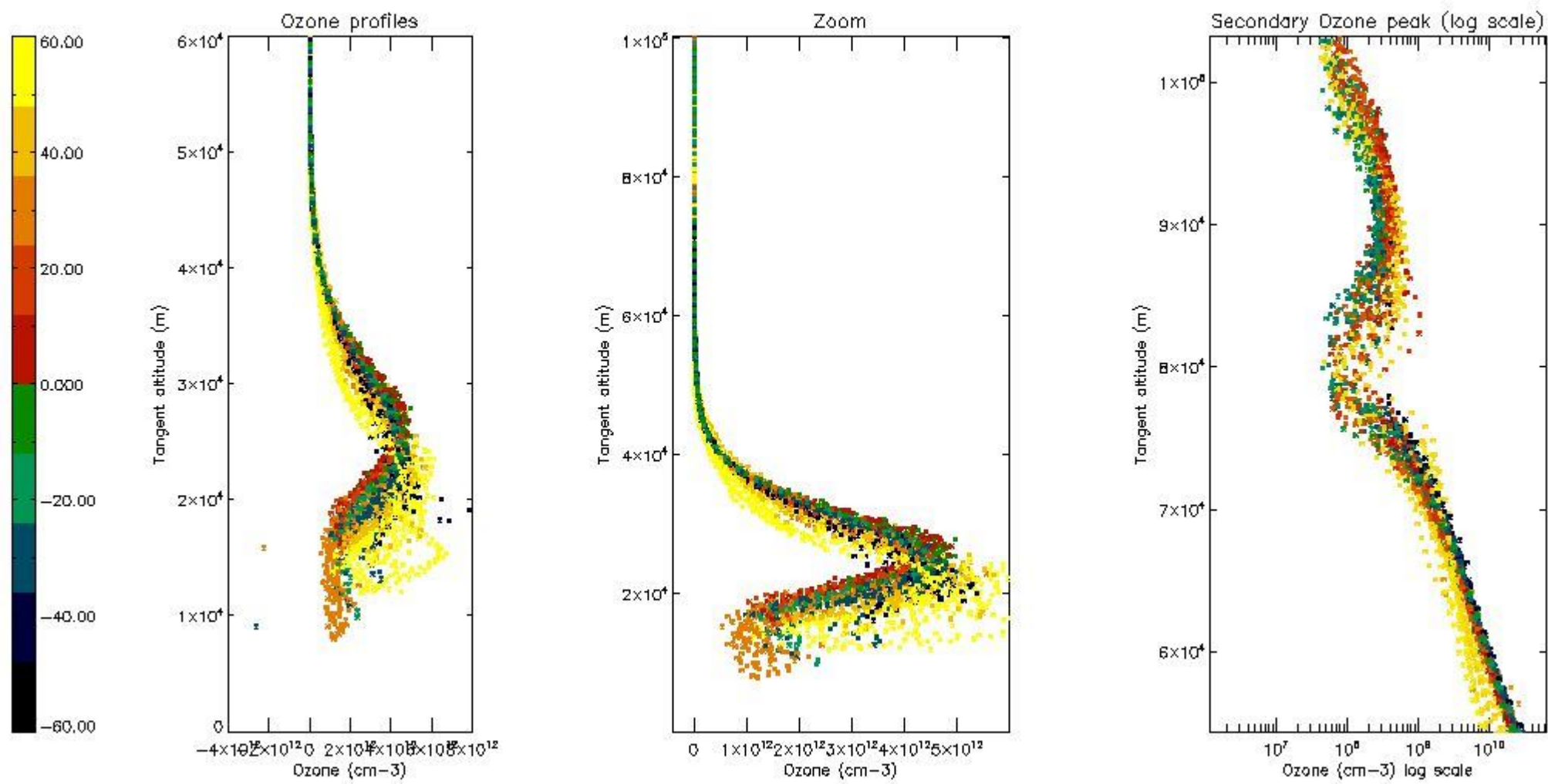
5.2 Plot ozone profiles for all STD (dark without errors)

The colorbar represents the latitude.



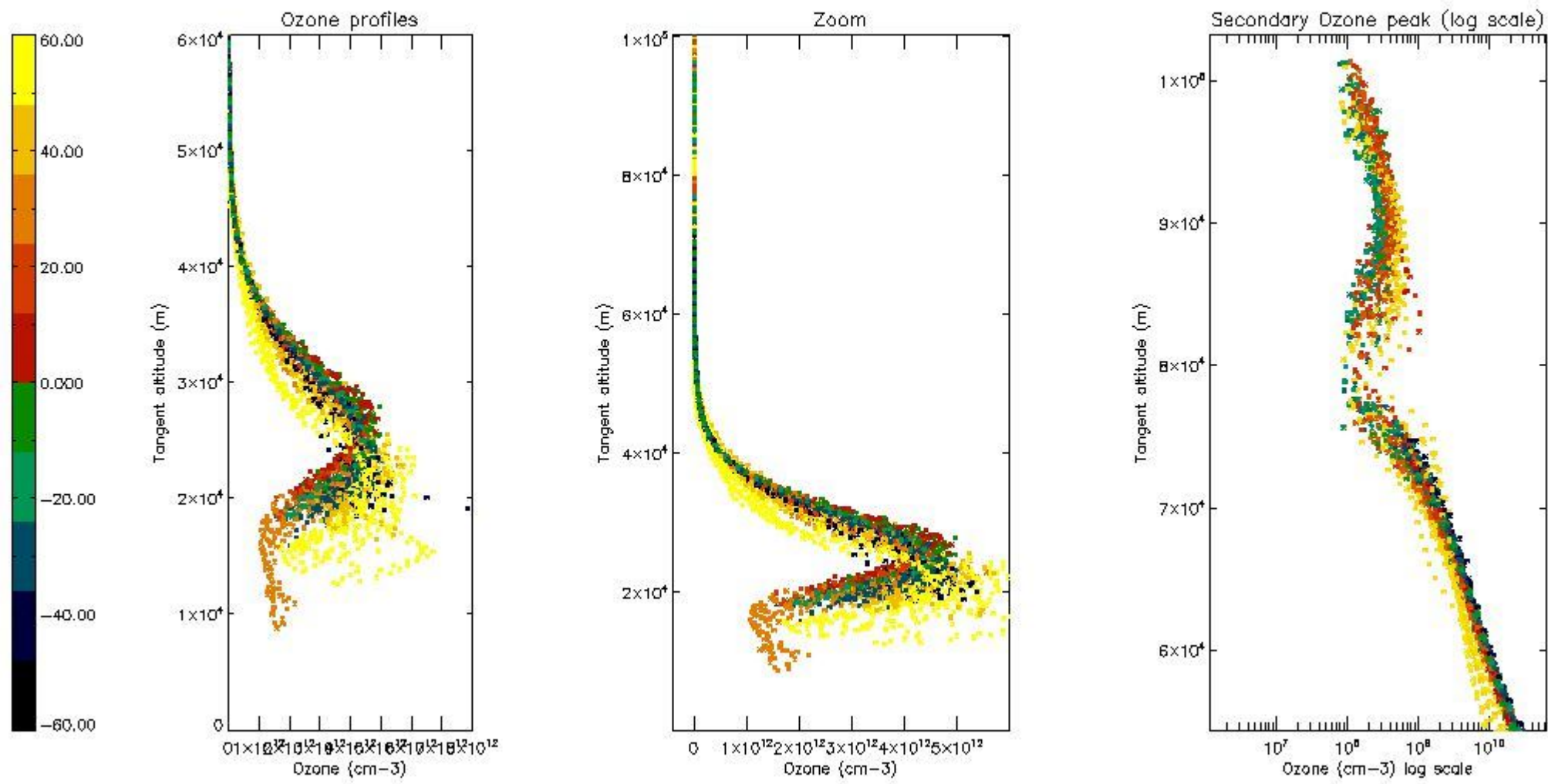
5.3 Plot ozone profiles where STD < 20% (dark without errors)

The colorbar represents the latitude.



*5.4 Plot ozone profiles where STD < 10% (dark without errors)*

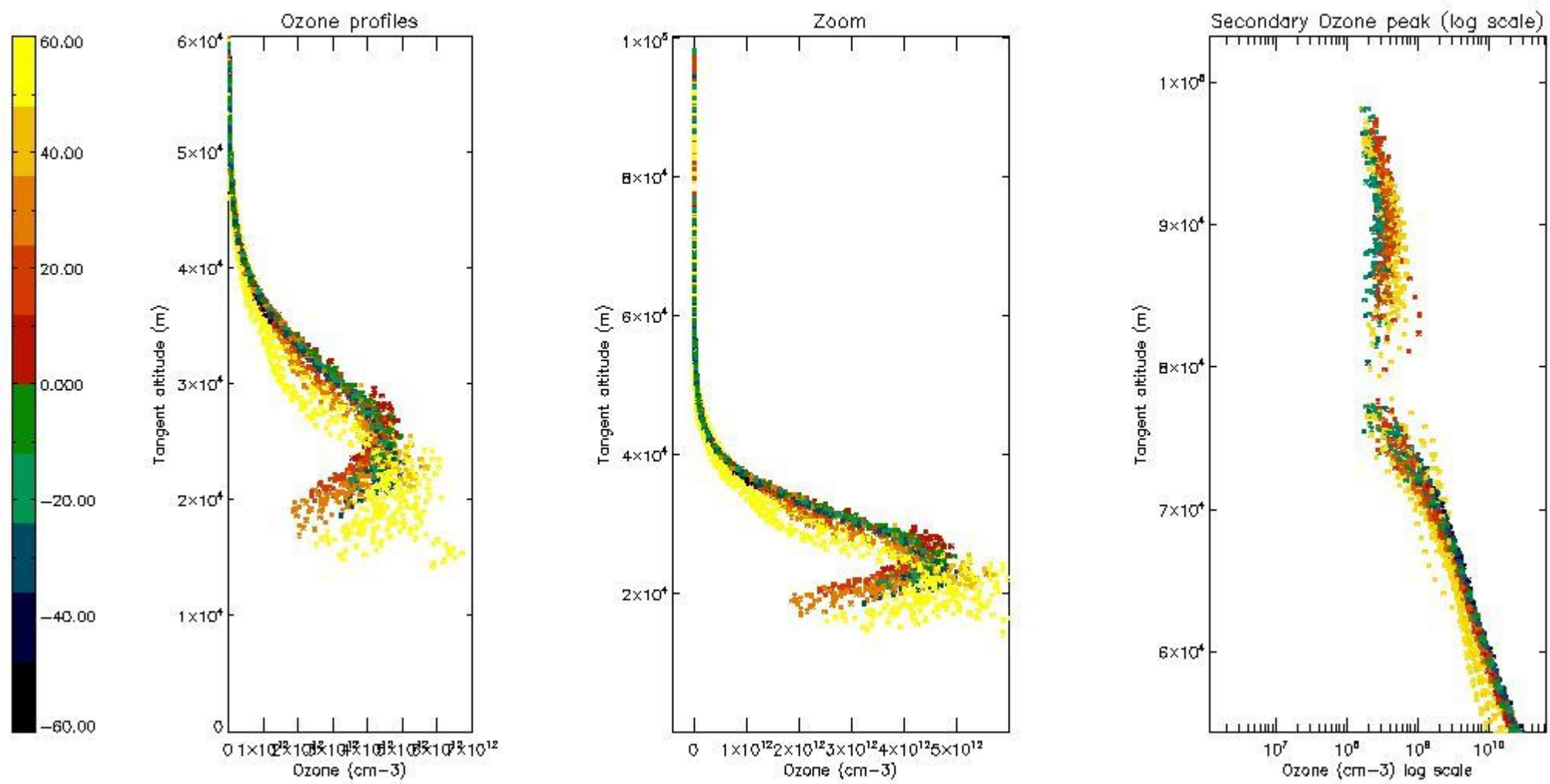
The colorbar represents the latitude.



*5.5 Plot ozone profiles where STD < 5% (dark without errors)*

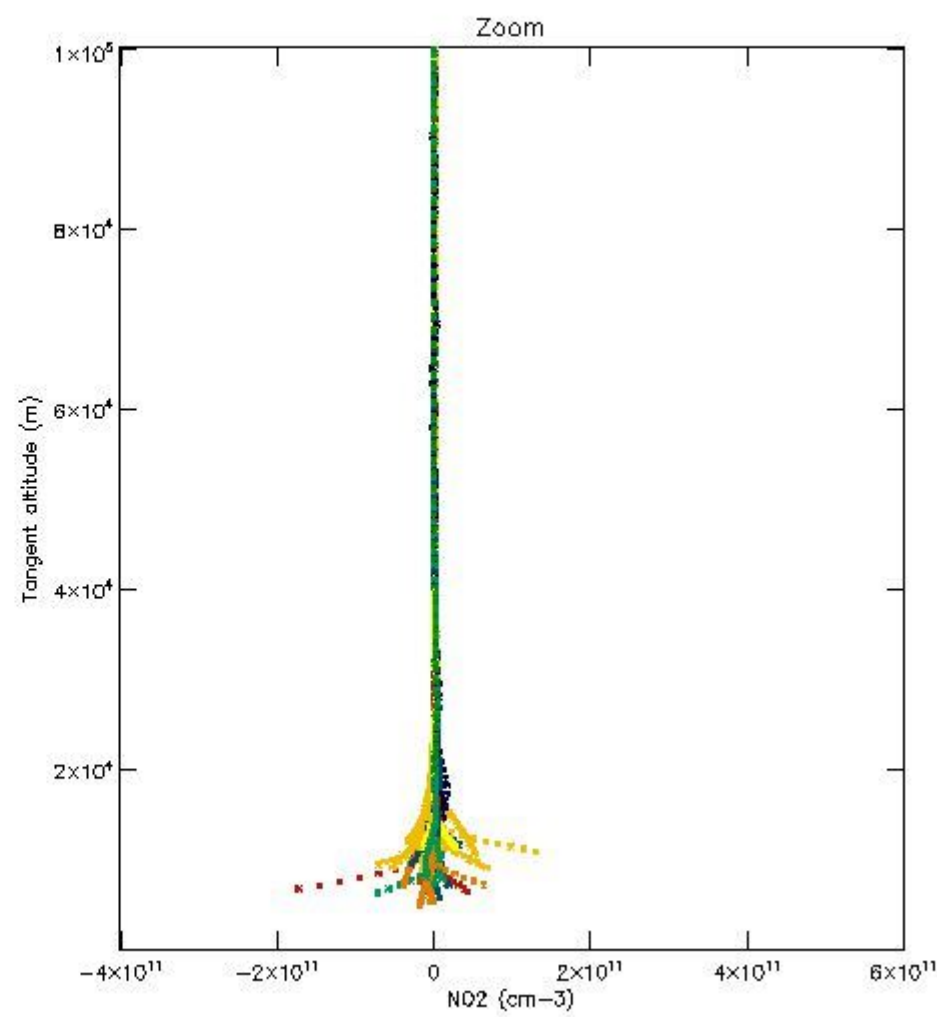
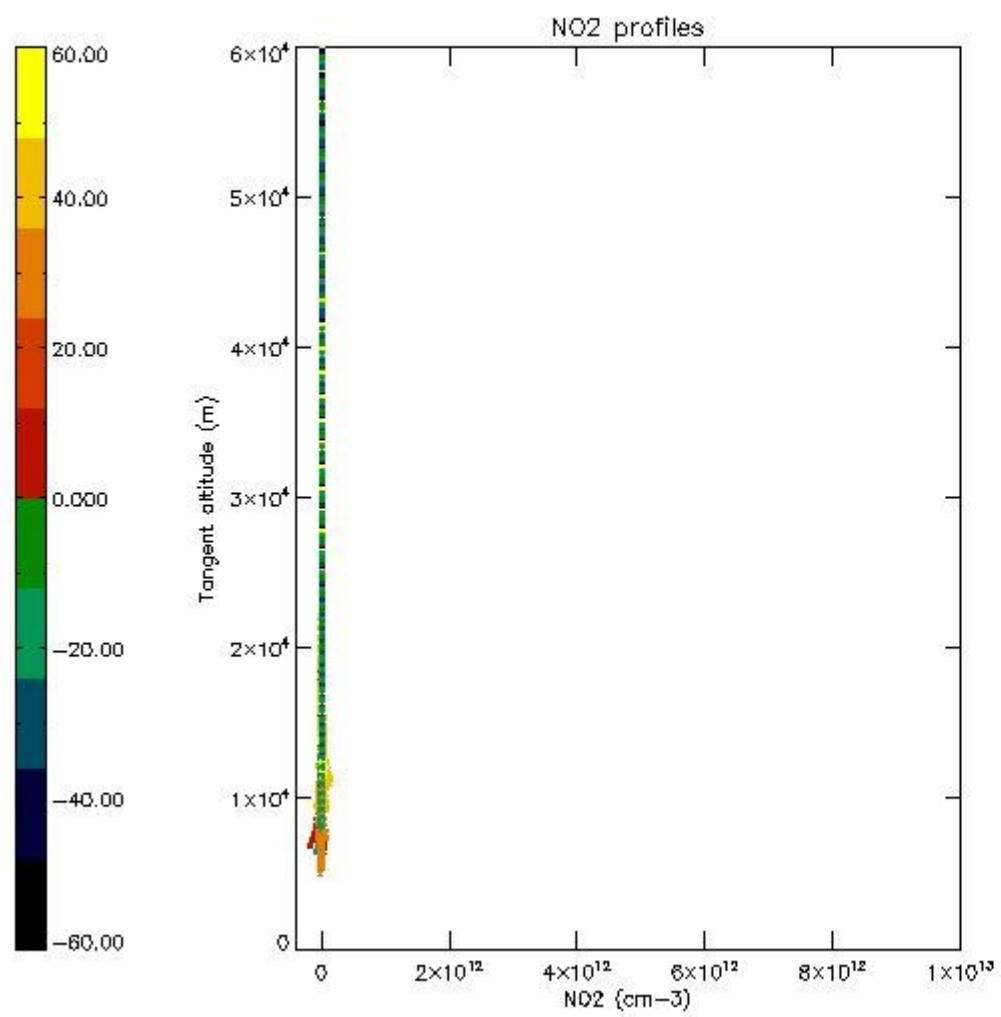
The colorbar represents the latitude.





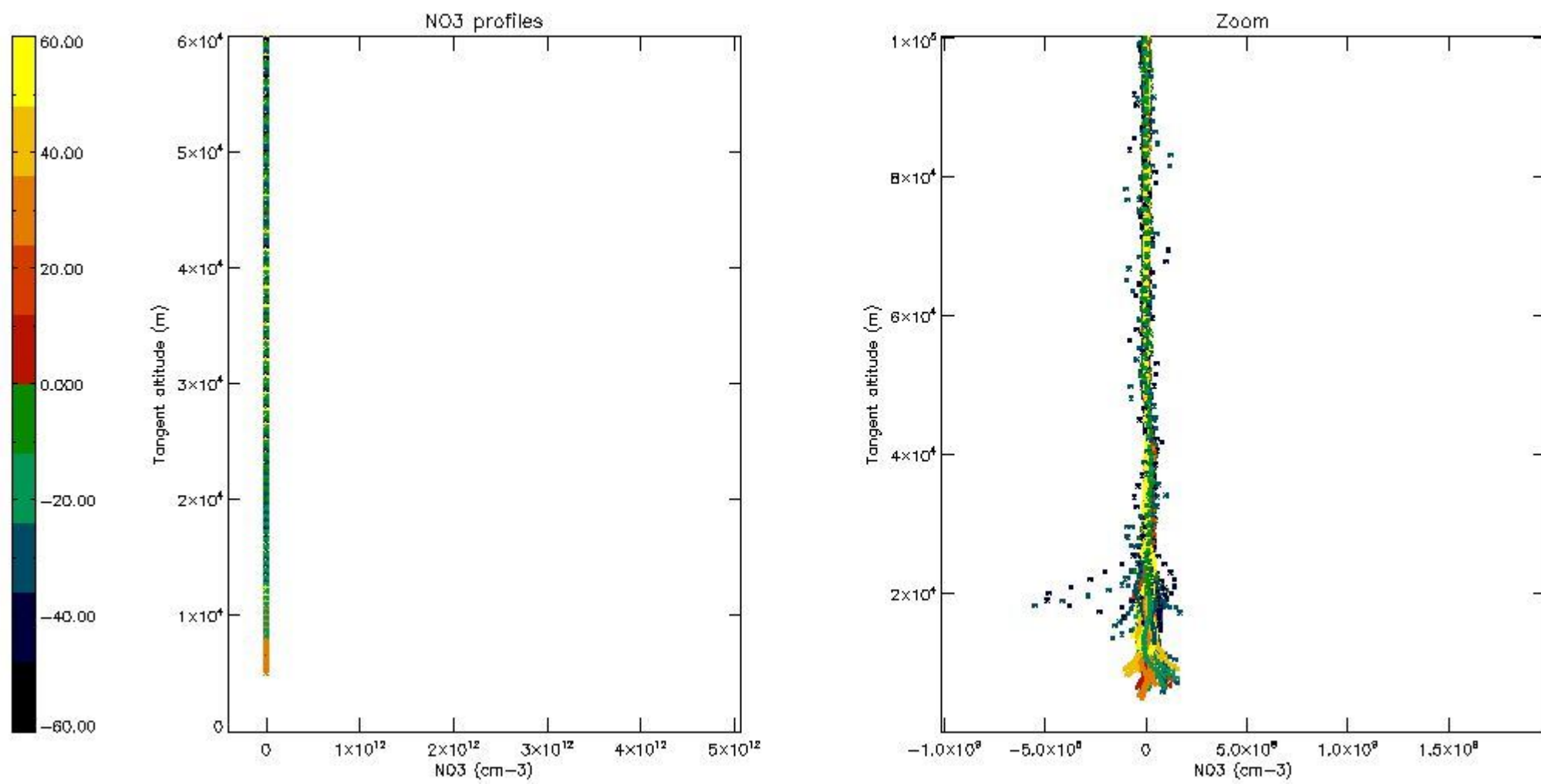
*5.6 Plot NO<sub>2</sub> profiles for all STD (dark without errors)*

The colorbar represents the latitude.



*5.7 Plot NO3 profiles for all STD (dark without errors)*

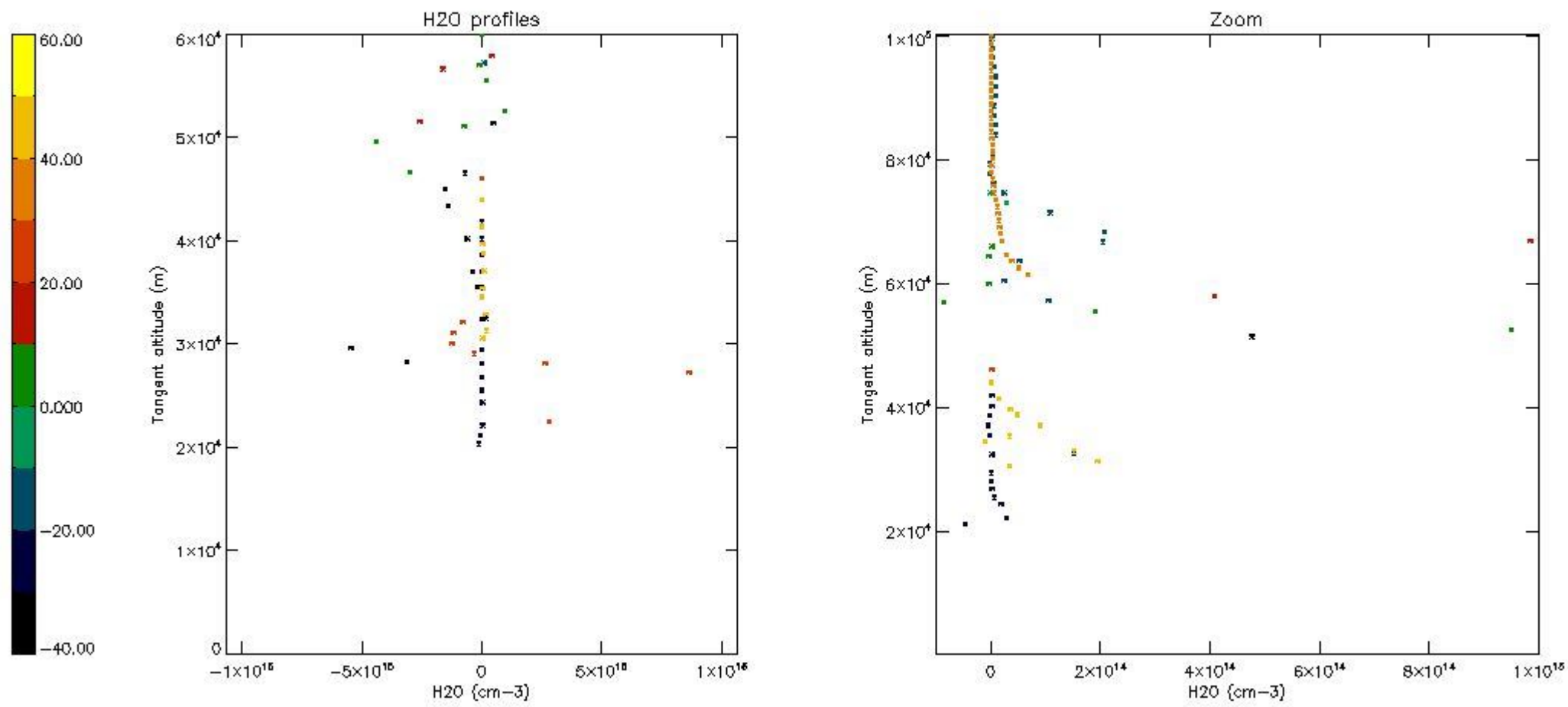
The colorbar represents the latitude.



*5.8 Plot H2O profiles for all STD (only for occultations of stars 1,2,3,4,13,14,16,26,63 dark without errors)*

The colorbar represents the latitude.





## 6. Auxiliary Data Files used for the production reported in section 2

The number reported in the third column indicates since which file (see list in section 2) the corresponding auxiliary file has been used. The fourth column is the date of those product files.

Type	Auxiliary Filename	Used since product	Used since product date
INST_PHYS_CHARACTERISTICS	GOM_INS_AXNIEC20050627_150440_20020301_000000_20100101_000000	1	29-NOV-2002 00:00:18
LEVEL-2_PROC_CONFIG	GOM_PR2_AXVIEC20091111_152718_20020301_000000_20500101_000000	1	29-NOV-2002 00:00:18
CROSS_SECTIONS_FILE	GOM_CRS_AXVIEC20091111_154832_20020301_000000_20500101_000000	1	29-NOV-2002 00:00:18

# GOMOS Level 2 Daily Report

## SUMMARY

### [1. General Info](#)

### [2. Summary of processed GOM\\_NL\\_2P products](#)

### [3. Level 2 Quality information per product](#)

#### [3.1 Plot of level 2 quality information per product \(time dependant\)](#)

#### [3.2 Plot of level 2 quality information per product \(world map\)](#)

### [4. Level 1 Quality information per product \(stored on level 2 products\)](#)

#### [4.1 Plot of level 1 quality information per product \(time dependant\)](#)

##### [4.1.1 Plot of level 1 quality information per product \(time dependant\): ASCENDING](#)

##### [4.1.2 Plot of level 1 quality information per product \(time dependant\): DESCENDING](#)

#### [4.2 Plot of level 1 quality information per product \(world map\)](#)

##### [4.2.1 Plot of level 1 quality information per product \(world map\): ASCENDING](#)

##### [4.2.2 Plot of level 1 quality information per product \(world map\): DESCENDING](#)

### [5. Ozone profiles based on quality statistics and other trace gas profiles](#)

#### [5.1 Ozone statistics based on quality of products](#)

#### [5.2 Plot ozone profiles for all STD \(dark without errors\)](#)

#### [5.3 Plot ozone profiles where STD < 20% \(dark without errors\)](#)

#### [5.4. Plot ozone profiles where STD < 10% \(dark without errors\)](#)

#### [5.5. Plot ozone profiles where STD < 5% \(dark without errors\)](#)

#### [5.6 Plot NO2 profiles for all STD \(dark without errors\)](#)

#### [5.7 Plot NO3 profiles for all STD \(dark without errors\)](#)

#### [5.8 Plot H2O profiles \(only for occultations of stars 1,2,3,4,13,14,16,26,63 dark without errors\) for all STD](#)

### [6. Auxiliary Data Files used for the production reported in section 2](#)

This report presents the daily analysis on parameters extracted from GOMOS level 2 data (GOM\_NL\_\_2P). It is intended to monitor some important parameters that will impact the quality of these products. A list of level 2 products (and content) that have arrived during the reporting day to the PCF is also given.

Item	Value
Time of report generation	17APR2013 20:38:25
Data source version	GOMOS/6.01
Start time of products	29-11-2002 (29NOV2002 00:00:00)
Stop time of products	30-11-2002 (30NOV2002 00:00:00)
Store outputs in DB	Yes
Nb of level 2 prods	388
Nb of prods with errors	0

## 2. Summary of processed GOM\_NL\_\_2P products.

Nr	Filename	UTC Start time	Limb	Duration	Star Id	Star Name	Star Mag	Star Temp	Nb Meas	Orbit	Prod. error
1	GOM_NL__2PRFIN20021129_000018_000000452011_00345_03906_9586.N1	29-NOV-2002 00:00:18	Bright	44.500	83		2.3780	11000.	89	3906	No
2	GOM_NL__2PRFIN20021129_000246_000000392011_00345_03906_9587.N1	29-NOV-2002 00:02:46	Bright	38.500	3	16Alp Boo	-0.050000	4250.0	77	3906	No
3	GOM_NL__2PRFIN20021129_000607_000000682011_00345_03906_9588.N1	29-NOV-2002 00:06:07	Bright	67.500	96	68Del Leo	2.5600	9300.0	135	3906	No
4	GOM_NL__2PRFIN20021129_001051_000001912011_00345_03906_9589.N1	29-NOV-2002 00:10:51	Straylight	191.00	51	41Gam1Leo	2.0100	4500.0	382	3906	No
5	GOM_NL__2PRFIN20021129_001604_000000482011_00345_03906_9590.N1	29-NOV-2002 00:16:04	Twilight_stray	48.000	100	4Gam Crv	2.5800	13100.	96	3906	No
6	GOM_NL__2PRFIN20021129_002259_000000412011_00345_03906_9591.N1	29-NOV-2002 00:22:59	Dark	40.500	64	Gam Cen	2.2000	10600.	81	3906	No
7	GOM_NL__2PRFIN20021129_002449_000000422011_00345_03906_9592.N1	29-NOV-2002 00:24:49	Dark	41.500	10	Bet Cen	0.61000	28000.	83	3906	No
8	GOM_NL__2PRFIN20021129_002639_000000422011_00346_03907_9558.N1	29-NOV-2002 00:26:39	Dark	42.000	12	Alp1Cru	0.77500	30000.	84	3907	No
9	GOM_NL__2PRFIN20021129_002917_000000402011_00346_03907_9559.N1	29-NOV-2002 00:29:17	Dark	39.500	124	The Car	2.7640	30000.	79	3907	No
10	GOM_NL__2PRFIN20021129_003057_000000422011_00346_03907_9560.N1	29-NOV-2002 00:30:57	Dark	41.500	159	Ups Car	2.9200	7200.0	83	3907	No
11	GOM_NL__2PRFIN20021129_003351_000000472011_00346_03907_9561.N1	29-NOV-2002 00:33:51	Dark	47.000	41	Eps Car	1.8600	4100.0	94	3907	No
12	GOM_NL__2PRFIN20021129_003543_000000492011_00346_03907_9562.N1	29-NOV-2002 00:35:43	Dark	49.000	34	Gam2Vel	1.7930	23000.	98	3907	No
13	GOM_NL__2PRFIN20021129_003723_000000572011_00346_03907_9563.N1	29-NOV-2002 00:37:23	Dark	57.000	70	Zet Pup	2.2460	39000.	114	3907	No
14	GOM_NL__2PRFIN20021129_003915_000000562011_00346_03907_9564.N1	29-NOV-2002 00:39:15	Dark	56.000	2	Alp Car	-0.73600	7000.0	112	3907	No
15	GOM_NL__2PRFIN20021129_004058_000000612011_00346_03907_9565.N1	29-NOV-2002 00:40:58	Dark	61.000	117	Pi Pup	2.7060	3800.0	122	3907	No
16	GOM_NL__2PRFIN20021129_004322_000000762011_00346_03907_9566.N1	29-NOV-2002 00:43:22	Dark	75.500	88	31Eta CMa	2.4480	20000.	151	3907	No
17	GOM_NL__2PRFIN20021129_004531_000000842011_00346_03907_9567.N1	29-NOV-2002 00:45:31	Dark	83.500	37	25Del CMa	1.8300	5900.0	167	3907	No
18	GOM_NL__2PRFIN20021129_005105_000000752011_00346_03907_9568.N1	29-NOV-2002 00:51:05	Straylight	75.000	47	2Bet CMa	1.9760	28000.	150	3907	No
19	GOM_NL__2PRFIN20021129_005501_000000652011_00346_03907_9569.N1	29-NOV-2002 00:55:01	Straylight	65.000	56	53Kap Ori	2.0650	30000.	130	3907	No
20	GOM_NL__2PRFIN20021129_005833_000000702011_00346_03907_9570.N1	29-NOV-2002 00:58:33	Twilight_stray	70.000	30	46Eps Ori	1.6940	30000.	140	3907	No
21	GOM_NL__2PRFIN20021129_010121_000000702011_00346_03907_9571.N1	29-NOV-2002 01:01:21	Twilight_stray	69.500	27	24Gam Ori	1.6360	26000.	139	3907	No
22	GOM_NL__2PRFIN20021129_010328_000000642011_00346_03907_9572.N1	29-NOV-2002 01:03:28	Bright	64.000	13	87Alp Tau	0.86700	3800.0	128	3907	No
23	GOM_NL__2PRFIN20021129_010500_000000402011_00346_03907_9573.N1	29-NOV-2002 01:05:00	Bright	40.000	146	25Eta Tau	2.8730	15200.	80	3907	No
24	GOM_NL__2PRFIN20021129_010724_000000412011_00346_03907_9574.N1	29-NOV-2002 01:07:24	Bright	40.500	150	44Zet Per	2.8900	28000.	81	3907	No
25	GOM_NL__2PRFIN20021129_010932_000000392011_00346_03907_9575.N1	29-NOV-2002 01:09:32	Bright	38.500	79	26Bet Per	2.3100	13100.	77	3907	No
26	GOM_NL__2PRFIN20021129_011149_000000392011_00346_03907_9576.N1	29-NOV-2002 01:11:49	Bright	39.000	175	39Del Per	3.0100	19400.	78	3907	No
27	GOM_NL__2PRFIN20021129_011355_000000682011_00346_03907_9577.N1	29-NOV-2002 01:13:55	Bright	68.000	6	13Alp Aur	0.080000	3400.0	136	3907	No
28	GOM_NL__2PRFIN20021129_011548_000000372011_00346_03907_9578.N1	29-NOV-2002 01:15:48	Bright	37.000	76	27Gam Cas	2.3000	30000.	74	3907	No
29	GOM_NL__2PRFIN20021129_012306_000000392011_00346_03907_9579.N1	29-NOV-2002 01:23:06	Bright	38.500	49	1Alp UMi	1.9900	6300.0	77	3907	No
30	GOM_NL__2PRFIN20021129_012745_000000392011_00346_03907_9580.N1	29-NOV-2002 01:27:45	Bright	38.500	60	7Bet UMi	2.0810	3950.0	77	3907	No
31	GOM_NL__2PRFIN20021129_012956_000000462011_00346_03907_9581.N1	29-NOV-2002 01:29:56	Bright	46.000	36	50Alp UMa	1.8000	6300.0	92	3907	No
32	GOM_NL__2PRFIN20021129_013133_000000472011_00346_03907_9582.N1	29-NOV-2002 01:31:33	Bright	47.000	82	48Bet UMa	2.3650	10600.	94	3907	No
33	GOM_NL__2PRFIN20021129_013322_000000512011_00346_03907_9583.N1	29-NOV-2002 01:33:22	Bright	51.000	55	79Zet UMa	2.0600	10200.	102	3907	No
34	GOM_NL__2PRFIN20021129_013500_000000422011_00346_03907_9584.N1	29-NOV-2002 01:35:00	Bright	41.500	39	85Eta UMa	1.8540	24000.	83	3907	No
35	GOM_NL__2PRFIN20021129_013753_000000372011_00346_03907_9585.N1	29-NOV-2002 01:37:53	Bright	37.000	180	27Gam Boo	3.0400	8000.0	74	3907	No
36	GOM_NL__2PRFIN20021129_014054_000000362011_00346_03907_9586.N1	29-NOV-2002 01:40:54	Bright	35.500	83		2.3780	11000.	71	3907	No
37	GOM_NL__2PRFIN20021129_014322_000000392011_00346_03907_9587.N1	29-NOV-2002 01:43:22	Bright	39.000	3	16Alp Boo	-0.050000	4250.0	78	3907	No
38	GOM_NL__2PRFIN20021129_014644_000000692011_00346_03907_9588.N1	29-NOV-2002 01:46:44	Bright	68.500	96	68Del Leo	2.5600	9300.0	137	3907	No
39	GOM_NL__2PRFIN20021129_015129_000001902011_00346_03907_9589.N1	29-NOV-2002 01:51:29	Straylight	190.00	51	41Gam1Leo	2.0100	4500.0	380	3907	No
40	GOM_NL__2PRFIN20021129_015638_000000482011_00346_03907_9590.N1	29-NOV-2002 01:56:38	Twilight_stray	47.500	100	4Gam Crv	2.5800	13100.	95	3907	No
41	GOM_NL__2PRFIN20021129_020336_000000402011_00346_03907_9591.N1	29-NOV-2002 02:03:36	Dark	39.500	64	Gam Cen	2.2000	10600.	79	3907	No
42	GOM_NL__2PRFIN20021129_020525_000000422011_00346_03907_9592.N1	29-NOV-2002 02:05:25	Dark	42.000	10	Bet Cen	0.61000	28000.	84	3907	No



43	GOM_NL__2PRFIN20021129_020715_000000402011_00347_03908_9559.N1	29-NOV-2002 02:07:15	Dark	39.500	12	Alp1Cru	0.77500	30000.	79	3908	No
44	GOM_NL__2PRFIN20021129_020953_000000392011_00347_03908_9560.N1	29-NOV-2002 02:09:53	Dark	39.000	124	The Car	2.7640	30000.	78	3908	No
45	GOM_NL__2PRFIN20021129_021133_000000392011_00347_03908_9561.N1	29-NOV-2002 02:11:33	Dark	38.500	159	Ups Car	2.9200	7200.0	77	3908	No
46	GOM_NL__2PRFIN20021129_021427_000000552011_00347_03908_9562.N1	29-NOV-2002 02:14:27	Dark	55.000	41	Eps Car	1.8600	4100.0	110	3908	No
47	GOM_NL__2PRFIN20021129_021619_000000492011_00347_03908_9563.N1	29-NOV-2002 02:16:19	Dark	49.000	34	Gam2Vel	1.7930	23000.	98	3908	No
48	GOM_NL__2PRFIN20021129_021800_000000572011_00347_03908_9564.N1	29-NOV-2002 02:18:00	Dark	57.000	70	Zet Pup	2.2460	39000.	114	3908	No
49	GOM_NL__2PRFIN20021129_021952_000000502011_00347_03908_9565.N1	29-NOV-2002 02:19:52	Dark	49.500	2	Alp Car	-0.73600	7000.0	99	3908	No
50	GOM_NL__2PRFIN20021129_022134_000000692011_00347_03908_9566.N1	29-NOV-2002 02:21:34	Dark	68.500	117	Pi Pup	2.7060	3800.0	137	3908	No
51	GOM_NL__2PRFIN20021129_054640_000000732011_00349_03910_9489.N1	29-NOV-2002 05:46:40	Dark	72.500	23	21Eps CMa	1.5020	26000.	145	3910	No
52	GOM_NL__2PRFIN20021129_054851_000000782011_00349_03910_9490.N1	29-NOV-2002 05:48:51	Straylight	78.000	179	24Omi2CMa	3.0320	24000.	156	3910	No
53	GOM_NL__2PRFIN20021129_055321_000000992011_00349_03910_9491.N1	29-NOV-2002 05:53:21	Straylight	99.000	1	9Alp CMa	-1.4400	11000.	198	3910	No
54	GOM_NL__2PRFIN20021129_055708_000000712011_00349_03910_9492.N1	29-NOV-2002 05:57:08	Straylight	71.000	7	19Bet Ori	0.10000	14000.	142	3910	No
55	GOM_NL__2PRFIN20021129_060007_000000702011_00349_03910_9493.N1	29-NOV-2002 06:00:07	Tw_i_and_stray	70.000	33	50Zet Ori	1.7660	30000.	140	3910	No
56	GOM_NL__2PRFIN20021129_060307_000000672011_00349_03910_9494.N1	29-NOV-2002 06:03:07	Tw_i_and_stray	67.000	27	24Gam Ori	1.6360	26000.	134	3910	No
57	GOM_NL__2PRFIN20021129_060516_000000532011_00349_03910_9495.N1	29-NOV-2002 06:05:16	Bright	53.000	13	87Alp Tau	0.86700	3800.0	106	3910	No
58	GOM_NL__2PRFIN20021129_060646_000000412011_00349_03910_9496.N1	29-NOV-2002 06:06:46	Bright	41.000	146	25Eta Tau	2.8730	15200.	82	3910	No
59	GOM_NL__2PRFIN20021129_060910_000000422011_00349_03910_9497.N1	29-NOV-2002 06:09:10	Bright	42.000	150	44Zet Per	2.8900	28000.	84	3910	No
60	GOM_NL__2PRFIN20021129_061119_000000392011_00349_03910_9498.N1	29-NOV-2002 06:11:19	Bright	39.000	79	26Bet Per	2.3100	13100.	78	3910	No
61	GOM_NL__2PRFIN20021129_061336_000000402011_00349_03910_9499.N1	29-NOV-2002 06:13:36	Bright	40.000	175	39Del Per	3.0100	19400.	80	3910	No
62	GOM_NL__2PRFIN20021129_061453_000000392011_00349_03910_9500.N1	29-NOV-2002 06:14:53	Bright	38.500	160	23Gam Per	2.9300	4700.0	77	3910	No
63	GOM_NL__2PRFIN20021129_061706_000000362011_00349_03910_9501.N1	29-NOV-2002 06:17:06	Bright	36.000	110	37Del Cas	2.6780	8900.0	72	3910	No
64	GOM_NL__2PRFIN20021129_062455_000000382011_00349_03910_9502.N1	29-NOV-2002 06:24:55	Bright	37.500	49	1Alp UMi	1.9900	6300.0	75	3910	No
65	GOM_NL__2PRFIN20021129_062933_000000392011_00349_03910_9503.N1	29-NOV-2002 06:29:33	Bright	38.500	60	7Bet UMi	2.0810	3950.0	77	3910	No
66	GOM_NL__2PRFIN20021129_063144_000000452011_00349_03910_9504.N1	29-NOV-2002 06:31:44	Bright	45.000	36	50Alp UMa	1.8000	6300.0	90	3910	No
67	GOM_NL__2PRFIN20021129_063321_000000472011_00349_03910_9505.N1	29-NOV-2002 06:33:21	Bright	46.500	82	48Bet UMa	2.3650	10600.	93	3910	No
68	GOM_NL__2PRFIN20021129_063513_000000392011_00349_03910_9506.N1	29-NOV-2002 06:35:13	Bright	39.000	55	79Zet UMa	2.0600	10200.	78	3910	No
69	GOM_NL__2PRFIN20021129_063651_000000392011_00349_03910_9507.N1	29-NOV-2002 06:36:51	Bright	39.000	39	85Eta UMa	1.8540	24000.	78	3910	No
70	GOM_NL__2PRFIN20021129_063942_000000382011_00349_03910_9508.N1	29-NOV-2002 06:39:42	Bright	37.500	180	27Gam Boo	3.0400	8000.0	75	3910	No
71	GOM_NL__2PRFIN20021129_064242_000000362011_00349_03910_9509.N1	29-NOV-2002 06:42:42	Bright	36.000	83		2.3780	11000.	72	3910	No
72	GOM_NL__2PRFIN20021129_064513_000000362011_00349_03910_9510.N1	29-NOV-2002 06:45:13	Bright	35.500	3	16Alp Boo	-0.050000	4250.0	71	3910	No
73	GOM_NL__2PRFIN20021129_064834_000000662011_00349_03910_9511.N1	29-NOV-2002 06:48:34	Bright	66.000	96	68Del Leo	2.5600	9300.0	132	3910	No
74	GOM_NL__2PRFIN20021129_065325_000001952011_00349_03910_9512.N1	29-NOV-2002 06:53:25	Straylight	195.00	51	41Gam1Leo	2.0100	4500.0	390	3910	No
75	GOM_NL__2PRFIN20021129_065832_000000502011_00349_03910_9513.N1	29-NOV-2002 06:58:32	Tw_i_and_stray	49.500	100	4Gam Crv	2.5800	13100.	99	3910	No
76	GOM_NL__2PRFIN20021129_070125_000000422011_00349_03910_9514.N1	29-NOV-2002 07:01:25	Twilight	41.500	123	lot Cen	2.7500	10200.	83	3910	No
77	GOM_NL__2PRFIN20021129_070525_000000412011_00349_03910_9515.N1	29-NOV-2002 07:05:25	Dark	40.500	64	Gam Cen	2.2000	10600.	81	3910	No
78	GOM_NL__2PRFIN20021129_070713_000000482011_00349_03910_9516.N1	29-NOV-2002 07:07:13	Dark	48.000	10	Bet Cen	0.61000	28000.	96	3910	No
79	GOM_NL__2PRFIN20021129_070904_000000422011_00350_03911_9560.N1	29-NOV-2002 07:09:04	Dark	42.000	12	Alp1Cru	0.77500	30000.	84	3911	No
80	GOM_NL__2PRFIN20021129_071142_000000402011_00350_03911_9561.N1	29-NOV-2002 07:11:42	Dark	40.000	124	The Car	2.7640	30000.	80	3911	No
81	GOM_NL__2PRFIN20021129_071322_000000402011_00350_03911_9562.N1	29-NOV-2002 07:13:22	Dark	40.000	159	Ups Car	2.9200	7200.0	80	3911	No
82	GOM_NL__2PRFIN20021129_071616_000000482011_00350_03911_9563.N1	29-NOV-2002 07:16:16	Dark	48.000	41	Eps Car	1.8600	4100.0	96	3911	No
83	GOM_NL__2PRFIN20021129_071809_000000512011_00350_03911_9564.N1	29-NOV-2002 07:18:09	Dark	51.000	34	Gam2Vel	1.7930	23000.	102	3911	No
84	GOM_NL__2PRFIN20021129_071950_000000582011_00350_03911_9565.N1	29-NOV-2002 07:19:50	Dark	57.500	70	Zet Pup	2.2460	39000.	115	3911	No
85	GOM_NL__2PRFIN20021129_072139_000000582011_00350_03911_9566.N1	29-NOV-2002 07:21:39	Dark	58.000	2	Alp Car	-0.73600	7000.0	116	3911	No
86	GOM_NL__2PRFIN20021129_072324_000000682011_00350_03911_9567.N1	29-NOV-2002 07:23:24	Dark	67.500	117	Pi Pup	2.7060	3800.0	135	3911	No
87	GOM_NL__2PRFIN20021129_072716_000000722011_00350_03911_9568.N1	29-NOV-2002 07:27:16	Dark	72.000	23	21Eps CMa	1.5020	26000.	144	3911	No
88	GOM_NL__2PRFIN20021129_072928_000000802011_00350_03911_9569.N1	29-NOV-2002 07:29:28	Straylight	79.500	179	24Omi2CMa	3.0320	24000.	159	3911	No
89	GOM_NL__2PRFIN20021129_073357_000001152011_00350_03911_9570.N1	29-NOV-2002 07:33:57	Straylight	114.50	1	9Alp CMa	-1.4400	11000.	229	3911	No
90	GOM_NL__2PRFIN20021129_073743_000000642011_00350_03911_9571.N1	29-NOV-2002 07:37:43	Straylight	64.000	7	19Bet Ori	0.10000	14000.	128	3911	No
91	GOM_NL__2PRFIN20021129_074042_000000702011_00350_03911_9572.N1	29-NOV-2002 07:40:42	Tw_i_and_stray	69.500	33	50Zet Ori	1.7660	30000.	139	3911	No
92	GOM_NL__2PRFIN20021129_074342_000000652011_00350_03911_9573.N1	29-NOV-2002 07:43:42	Tw_i_and_stray	64.500	27	24Gam Ori	1.6360	26000.	129	3911	No
93	GOM_NL__2PRFIN20021129_074550_000000542011_00350_03911_9574.N1	29-NOV-2002 07:45:50	Bright	53.500	13	87Alp Tau	0.86700	3800.0	107	3911	No
94	GOM_NL__2PRFIN20021129_074722_000000412011_00350_03911_9575.N1	29-NOV-2002 07:47:22	Bright	41.000	146	25Eta Tau	2.8730	15200.	82	3911	No
95	GOM_NL__2PRFIN20021129_074945_000000422011_00350_03911_9576.N1	29-NOV-2002 07:49:45	Bright	41.500	150	44Zet Per	2.8900	28000.	83	3911	No
96	GOM_NL__2PRFIN20021129_075156_000000392011_00350_03911_9577.N1	29-NOV-2002 07:51:56	Bright	39.000	79	26Bet Per	2.3100	13100.	78	3911	No
97	GOM_NL__2PRFIN20021129_075410_000000422011_00350_03911_9578.N1	29-NOV-2002 07:54:10	Bright	41.500	175	39Del Per	3.0100	19400.	83	3911	No
98	GOM_NL__2PRFIN20021129_075529_000000402011_00350_03911_9579.N1	29-NOV-2002 07:55:29	Bright	39.500	160	23Gam Per	2.9300	4700.0	79	3911	No
99	GOM_NL__2PRFIN20021129_075742_000000372011_00350_03911_9580.N1	29-NOV-2002 07:57:42	Bright	36.500	110	37Del Cas	2.6780	8900.0	73	3911	No
100	GOM_NL__2PRFIN20021129_080530_000000382011_00350_03911_9581.N1	29-NOV-2002 08:05:30	Bright	38.000	49	1Alp UMi	1.9900	6300.0	76	3911	No
101	GOM_NL__2PRFIN20021129_081009_000000352011_00350_03911_9582.N1	29-NOV-2002 08:10:09	Bright	35.000	60	7Bet UMi	2.0810	3950.0	70	3911	No

102	GOM_NL__2PRFIN20021129_081219_000000472011_00350_03911_9583.N1	29-NOV-2002 08:12:19	Bright	46.500	36	50Alp UMa	1.8000	6300.0	93	3911	No
103	GOM_NL__2PRFIN20021129_081356_000000472011_00350_03911_9584.N1	29-NOV-2002 08:13:56	Bright	47.000	82	48Bet UMa	2.3650	10600.	94	3911	No
104	GOM_NL__2PRFIN20021129_081549_000000412011_00350_03911_9585.N1	29-NOV-2002 08:15:49	Bright	40.500	55	79Zet UMa	2.0600	10200.	81	3911	No
105	GOM_NL__2PRFIN20021129_081726_000000362011_00350_03911_9586.N1	29-NOV-2002 08:17:26	Bright	36.000	39	85Eta UMa	1.8540	24000.	72	3911	No
106	GOM_NL__2PRFIN20021129_082017_000000452011_00350_03911_9587.N1	29-NOV-2002 08:20:17	Bright	45.000	180	27Gam Boo	3.0400	8000.0	90	3911	No
107	GOM_NL__2PRFIN20021129_082318_000000362011_00350_03911_9588.N1	29-NOV-2002 08:23:18	Bright	35.500	83		2.3780	11000.	71	3911	No
108	GOM_NL__2PRFIN20021129_082548_000000372011_00350_03911_9589.N1	29-NOV-2002 08:25:48	Bright	36.500	3	16Alp Boo	-0.050000	4250.0	73	3911	No
109	GOM_NL__2PRFIN20021129_082911_000000692011_00350_03911_9590.N1	29-NOV-2002 08:29:11	Bright	69.000	96	68Del Leo	2.5600	9300.0	138	3911	No
110	GOM_NL__2PRFIN20021129_083404_000001992011_00350_03911_9591.N1	29-NOV-2002 08:34:04	Straylight	199.00	51	41Gam1Leo	2.0100	4500.0	398	3911	No
111	GOM_NL__2PRFIN20021129_083907_000000482011_00350_03911_9592.N1	29-NOV-2002 08:39:07	Twilight	48.000	100	4Gam Crv	2.5800	13100.	96	3911	No
112	GOM_NL__2PRFIN20021129_084201_000000432011_00350_03911_9593.N1	29-NOV-2002 08:42:01	Twilight	42.500	123	lot Cen	2.7500	10200.	85	3911	No
113	GOM_NL__2PRFIN20021129_084600_000000432011_00350_03911_9594.N1	29-NOV-2002 08:46:00	Dark	43.000	64	Gam Cen	2.2000	10600.	86	3911	No
114	GOM_NL__2PRFIN20021129_084749_000000392011_00350_03911_9595.N1	29-NOV-2002 08:47:49	Dark	38.500	10	Bet Cen	0.61000	28000.	77	3911	No
115	GOM_NL__2PRFIN20021129_084940_000000442011_00351_03912_9560.N1	29-NOV-2002 08:49:40	Dark	44.000	12	Alp1Cru	0.77500	30000.	88	3912	No
116	GOM_NL__2PRFIN20021129_085218_000000392011_00351_03912_9561.N1	29-NOV-2002 08:52:18	Dark	38.500	124	The Car	2.7640	30000.	77	3912	No
117	GOM_NL__2PRFIN20021129_085359_000000402011_00351_03912_9562.N1	29-NOV-2002 08:53:59	Dark	40.000	159	Ups Car	2.9200	7200.0	80	3912	No
118	GOM_NL__2PRFIN20021129_085654_000000452011_00351_03912_9563.N1	29-NOV-2002 08:56:54	Dark	45.000	41	Eps Car	1.8600	4100.0	90	3912	No
119	GOM_NL__2PRFIN20021129_085846_000000632011_00351_03912_9564.N1	29-NOV-2002 08:58:46	Dark	63.000	34	Gam2Vel	1.7930	23000.	126	3912	No
120	GOM_NL__2PRFIN20021129_090027_000000572011_00351_03912_9565.N1	29-NOV-2002 09:00:27	Dark	57.000	70	Zet Pup	2.2460	39000.	114	3912	No
121	GOM_NL__2PRFIN20021129_090217_000000582011_00351_03912_9566.N1	29-NOV-2002 09:02:17	Dark	58.000	2	Alp Car	-0.73600	7000.0	116	3912	No
122	GOM_NL__2PRFIN20021129_090400_000000722011_00351_03912_9567.N1	29-NOV-2002 09:04:00	Dark	72.000	117	Pi Pup	2.7060	3800.0	144	3912	No
123	GOM_NL__2PRFIN20021129_090751_000000742011_00351_03912_9568.N1	29-NOV-2002 09:07:51	Dark	73.500	23	21Eps CMa	1.5020	26000.	147	3912	No
124	GOM_NL__2PRFIN20021129_091004_000000782011_00351_03912_9569.N1	29-NOV-2002 09:10:04	Straylight	78.000	179	24Omi2CMa	3.0320	24000.	156	3912	No
125	GOM_NL__2PRFIN20021129_091433_000001002011_00351_03912_9570.N1	29-NOV-2002 09:14:33	Straylight	99.500	1	9Alp CMa	-1.4400	11000.	199	3912	No
126	GOM_NL__2PRFIN20021129_091817_000000712011_00351_03912_9571.N1	29-NOV-2002 09:18:17	Straylight	71.000	7	19Bet Ori	0.10000	14000.	142	3912	No
127	GOM_NL__2PRFIN20021129_092118_000000702011_00351_03912_9572.N1	29-NOV-2002 09:21:18	Twilight	69.500	33	50Zet Ori	1.7660	30000.	139	3912	No
128	GOM_NL__2PRFIN20021129_092417_000000702011_00351_03912_9573.N1	29-NOV-2002 09:24:17	Twilight	69.500	27	24Gam Ori	1.6360	26000.	139	3912	No
129	GOM_NL__2PRFIN20021129_092624_000000622011_00351_03912_9574.N1	29-NOV-2002 09:26:24	Bright	61.500	13	87Alp Tau	0.86700	3800.0	123	3912	No
130	GOM_NL__2PRFIN20021129_092757_000000422011_00351_03912_9575.N1	29-NOV-2002 09:27:57	Bright	41.500	146	25Eta Tau	2.8730	15200.	83	3912	No
131	GOM_NL__2PRFIN20021129_093019_000000452011_00351_03912_9576.N1	29-NOV-2002 09:30:19	Bright	44.500	150	44Zet Per	2.8900	28000.	89	3912	No
132	GOM_NL__2PRFIN20021129_093231_000000402011_00351_03912_9577.N1	29-NOV-2002 09:32:31	Bright	39.500	79	26Bet Per	2.3100	13100.	79	3912	No
133	GOM_NL__2PRFIN20021129_093448_000000402011_00351_03912_9578.N1	29-NOV-2002 09:34:48	Bright	39.500	175	39Del Per	3.0100	19400.	79	3912	No
134	GOM_NL__2PRFIN20021129_093604_000000382011_00351_03912_9579.N1	29-NOV-2002 09:36:04	Bright	38.000	160	23Gam Per	2.9300	4700.0	76	3912	No
135	GOM_NL__2PRFIN20021129_093819_000000362011_00351_03912_9580.N1	29-NOV-2002 09:38:19	Bright	35.500	110	37Del Cas	2.6780	8900.0	71	3912	No
136	GOM_NL__2PRFIN20021129_094604_000000412011_00351_03912_9581.N1	29-NOV-2002 09:46:04	Bright	41.000	49	1Alp UMi	1.9900	6300.0	82	3912	No
137	GOM_NL__2PRFIN20021129_095045_000000392011_00351_03912_9582.N1	29-NOV-2002 09:50:45	Bright	39.000	60	7Bet UMi	2.0810	3950.0	78	3912	No
138	GOM_NL__2PRFIN20021129_095255_000000482011_00351_03912_9583.N1	29-NOV-2002 09:52:55	Bright	47.500	36	50Alp UMa	1.8000	6300.0	95	3912	No
139	GOM_NL__2PRFIN20021129_095431_000000462011_00351_03912_9584.N1	29-NOV-2002 09:54:31	Bright	45.500	82	48Bet UMa	2.3650	10600.	91	3912	No
140	GOM_NL__2PRFIN20021129_095622_000000402011_00351_03912_9585.N1	29-NOV-2002 09:56:22	Bright	39.500	55	79Zet UMa	2.0600	10200.	79	3912	No
141	GOM_NL__2PRFIN20021129_095800_000000392011_00351_03912_9586.N1	29-NOV-2002 09:58:00	Bright	39.000	39	85Eta UMa	1.8540	24000.	78	3912	No
142	GOM_NL__2PRFIN20021129_100053_000000382011_00351_03912_9587.N1	29-NOV-2002 10:00:53	Bright	37.500	180	27Gam Boo	3.0400	8000.0	75	3912	No
143	GOM_NL__2PRFIN20021129_100354_000000362011_00351_03912_9588.N1	29-NOV-2002 10:03:54	Bright	36.000	83		2.3780	11000.	72	3912	No
144	GOM_NL__2PRFIN20021129_100622_000000392011_00351_03912_9589.N1	29-NOV-2002 10:06:22	Bright	39.000	3	16Alp Boo	-0.050000	4250.0	78	3912	No
145	GOM_NL__2PRFIN20021129_100947_000000702011_00351_03912_9590.N1	29-NOV-2002 10:09:47	Bright	69.500	96	68Del Leo	2.5600	9300.0	139	3912	No
146	GOM_NL__2PRFIN20021129_101442_000001952011_00351_03912_9591.N1	29-NOV-2002 10:14:42	Straylight	195.00	51	41Gam1Leo	2.0100	4500.0	390	3912	No
147	GOM_NL__2PRFIN20021129_101944_000000492011_00351_03912_9592.N1	29-NOV-2002 10:19:44	Twilight	48.500	100	4Gam Crv	2.5800	13100.	97	3912	No
148	GOM_NL__2PRFIN20021129_102237_000000412011_00351_03912_9593.N1	29-NOV-2002 10:22:37	Dark	40.500	123	lot Cen	2.7500	10200.	81	3912	No
149	GOM_NL__2PRFIN20021129_102636_000000472011_00351_03912_9594.N1	29-NOV-2002 10:26:36	Dark	46.500	64	Gam Cen	2.2000	10600.	93	3912	No
150	GOM_NL__2PRFIN20021129_102825_000000452011_00351_03912_9595.N1	29-NOV-2002 10:28:25	Dark	45.000	10	Bet Cen	0.61000	28000.	90	3912	No
151	GOM_NL__2PRFIN20021129_103016_000000472011_00352_03913_9561.N1	29-NOV-2002 10:30:16	Dark	46.500	12	Alp1Cru	0.77500	30000.	93	3913	No
152	GOM_NL__2PRFIN20021129_103255_000000392011_00352_03913_9562.N1	29-NOV-2002 10:32:55	Dark	39.000	124	The Car	2.7640	30000.	78	3913	No
153	GOM_NL__2PRFIN20021129_103435_000000412011_00352_03913_9563.N1	29-NOV-2002 10:34:35	Dark	41.000	159	Ups Car	2.9200	7200.0	82	3913	No
154	GOM_NL__2PRFIN20021129_103729_000000462011_00352_03913_9564.N1	29-NOV-2002 10:37:29	Dark	46.000	41	Eps Car	1.8600	4100.0	92	3913	No
155	GOM_NL__2PRFIN20021129_103923_000000502011_00352_03913_9565.N1	29-NOV-2002 10:39:23	Dark	50.000	34	Gam2Vel	1.7930	23000.	100	3913	No
156	GOM_NL__2PRFIN20021129_104104_000000572011_00352_03913_9566.N1	29-NOV-2002 10:41:04	Dark	57.000	70	Zet Pup	2.2460	39000.	114	3913	No
157	GOM_NL__2PRFIN20021129_104254_000000582011_00352_03913_9567.N1	29-NOV-2002 10:42:54	Dark	58.000	2	Alp Car	-0.73600	7000.0	116	3913	No
158	GOM_NL__2PRFIN20021129_104437_000000702011_00352_03913_9568.N1	29-NOV-2002 10:44:37	Dark	69.500	117	Pi Pup	2.7060	3800.0	139	3913	No
159	GOM_NL__2PRFIN20021129_104830_000000682011_00352_03913_9569.N1	29-NOV-2002 10:48:30	Dark	68.000	23	21Eps CMa	1.5020	26000.	136	3913	No
160	GOM_NL__2PRFIN20021129_105041_000000782011_00352_03913_9570.N1	29-NOV-2002 10:50:41	Straylight	78.000	179	24Omi2CMa	3.0320	24000.	156	3913	No

161	GOM_NL__2PRFIN20021129_105509_000001122011_00352_03913_9571.N1	29-NOV-2002 10:55:09	Straylight	112.00	1	9Alp CMa	-1.4400	11000.	224	3913	No
162	GOM_NL__2PRFIN20021129_105855_000000712011_00352_03913_9572.N1	29-NOV-2002 10:58:55	Straylight	70.500	7	19Bet Ori	0.10000	14000.	141	3913	No
163	GOM_NL__2PRFIN20021129_110153_000000692011_00352_03913_9573.N1	29-NOV-2002 11:01:53	Twilight	68.500	33	50Zet Ori	1.7660	30000.	137	3913	No
164	GOM_NL__2PRFIN20021129_110452_000000672011_00352_03913_9574.N1	29-NOV-2002 11:04:52	Twilight	66.500	27	24Gam Ori	1.6360	26000.	133	3913	No
165	GOM_NL__2PRFIN20021129_110702_000000602011_00352_03913_9575.N1	29-NOV-2002 11:07:02	Bright	59.500	13	87Alp Tau	0.86700	3800.0	119	3913	No
166	GOM_NL__2PRFIN20021129_110834_000000412011_00352_03913_9576.N1	29-NOV-2002 11:08:34	Bright	40.500	146	25Eta Tau	2.8730	15200.	81	3913	No
167	GOM_NL__2PRFIN20021129_111055_000000432011_00352_03913_9577.N1	29-NOV-2002 11:10:55	Bright	43.000	150	44Zet Per	2.8900	28000.	86	3913	No
168	GOM_NL__2PRFIN20021129_111307_000000412011_00352_03913_9578.N1	29-NOV-2002 11:13:07	Bright	40.500	79	26Bet Per	2.3100	13100.	81	3913	No
169	GOM_NL__2PRFIN20021129_111523_000000412011_00352_03913_9579.N1	29-NOV-2002 11:15:23	Bright	40.500	175	39Del Per	3.0100	19400.	81	3913	No
170	GOM_NL__2PRFIN20021129_111640_000000392011_00352_03913_9580.N1	29-NOV-2002 11:16:40	Bright	38.500	160	23Gam Per	2.9300	4700.0	77	3913	No
171	GOM_NL__2PRFIN20021129_111854_000000362011_00352_03913_9581.N1	29-NOV-2002 11:18:54	Bright	35.500	110	37Del Cas	2.6780	8900.0	71	3913	No
172	GOM_NL__2PRFIN20021129_112642_000000362011_00352_03913_9582.N1	29-NOV-2002 11:26:42	Bright	36.000	49	1Alp UMi	1.9900	6300.0	72	3913	No
173	GOM_NL__2PRFIN20021129_113121_000000392011_00352_03913_9583.N1	29-NOV-2002 11:31:21	Bright	38.500	60	7Bet UMi	2.0810	3950.0	77	3913	No
174	GOM_NL__2PRFIN20021129_113330_000000482011_00352_03913_9584.N1	29-NOV-2002 11:33:30	Bright	48.000	36	50Alp UMa	1.8000	6300.0	96	3913	No
175	GOM_NL__2PRFIN20021129_113507_000000442011_00352_03913_9585.N1	29-NOV-2002 11:35:07	Bright	44.000	82	48Bet UMa	2.3650	10600.	88	3913	No
176	GOM_NL__2PRFIN20021129_113700_000000402011_00352_03913_9586.N1	29-NOV-2002 11:37:00	Bright	40.000	55	79Zet UMa	2.0600	10200.	80	3913	No
177	GOM_NL__2PRFIN20021129_113838_000000402011_00352_03913_9587.N1	29-NOV-2002 11:38:38	Bright	39.500	39	85Eta UMa	1.8540	24000.	79	3913	No
178	GOM_NL__2PRFIN20021129_114129_000000392011_00352_03913_9588.N1	29-NOV-2002 11:41:29	Bright	38.500	180	27Gam Boo	3.0400	8000.0	77	3913	No
179	GOM_NL__2PRFIN20021129_114430_000000372011_00352_03913_9589.N1	29-NOV-2002 11:44:30	Bright	37.000	83		2.3780	11000.	74	3913	No
180	GOM_NL__2PRFIN20021129_114659_000000392011_00352_03913_9590.N1	29-NOV-2002 11:46:59	Bright	38.500	3	16Alp Boo	-0.050000	4250.0	77	3913	No
181	GOM_NL__2PRFIN20021129_115024_000000712011_00352_03913_9591.N1	29-NOV-2002 11:50:24	Bright	70.500	96	68Del Leo	2.5600	9300.0	141	3913	No
182	GOM_NL__2PRFIN20021129_115521_000002072011_00352_03913_9592.N1	29-NOV-2002 11:55:21	Straylight	207.00	51	41Gam1Leo	2.0100	4500.0	414	3913	No
183	GOM_NL__2PRFIN20021129_120020_000000472011_00352_03913_9593.N1	29-NOV-2002 12:00:20	Twilight	46.500	100	4Gam Crv	2.5800	13100.	93	3913	No
184	GOM_NL__2PRFIN20021129_120313_000000412011_00352_03913_9594.N1	29-NOV-2002 12:03:13	Dark	41.000	123	1ot Cen	2.7500	10200.	82	3913	No
185	GOM_NL__2PRFIN20021129_120711_000000462011_00352_03913_9595.N1	29-NOV-2002 12:07:11	Dark	45.500	64	Gam Cen	2.2000	10600.	91	3913	No
186	GOM_NL__2PRFIN20021129_120901_000000502011_00352_03913_9596.N1	29-NOV-2002 12:09:01	Dark	49.500	10	Bet Cen	0.61000	28000.	99	3913	No
187	GOM_NL__2PRFIN20021129_121052_000000472011_00353_03914_9561.N1	29-NOV-2002 12:10:52	Dark	46.500	12	Alp1Cru	0.77500	30000.	93	3914	No
188	GOM_NL__2PRFIN20021129_121331_000000392011_00353_03914_9562.N1	29-NOV-2002 12:13:31	Dark	39.000	124	The Car	2.7640	30000.	78	3914	No
189	GOM_NL__2PRFIN20021129_121511_000000422011_00353_03914_9563.N1	29-NOV-2002 12:15:11	Dark	41.500	159	Ups Car	2.9200	7200.0	83	3914	No
190	GOM_NL__2PRFIN20021129_121806_000000472011_00353_03914_9564.N1	29-NOV-2002 12:18:06	Dark	46.500	41	Eps Car	1.8600	4100.0	93	3914	No
191	GOM_NL__2PRFIN20021129_121959_000000512011_00353_03914_9565.N1	29-NOV-2002 12:19:59	Dark	50.500	34	Gam2Vel	1.7930	23000.	101	3914	No
192	GOM_NL__2PRFIN20021129_122139_000000632011_00353_03914_9566.N1	29-NOV-2002 12:21:39	Dark	63.000	70	Zet Pup	2.2460	39000.	126	3914	No
193	GOM_NL__2PRFIN20021129_122328_000000492011_00353_03914_9567.N1	29-NOV-2002 12:23:28	Dark	49.000	2	Alp Car	-0.73600	7000.0	98	3914	No
194	GOM_NL__2PRFIN20021129_122514_000000702011_00353_03914_9568.N1	29-NOV-2002 12:25:14	Dark	70.000	117	Pi Pup	2.7060	3800.0	140	3914	No
195	GOM_NL__2PRFIN20021129_122906_000000722011_00353_03914_9569.N1	29-NOV-2002 12:29:06	Dark	71.500	23	21Eps CMa	1.5020	26000.	143	3914	No
196	GOM_NL__2PRFIN20021129_123118_000000762011_00353_03914_9570.N1	29-NOV-2002 12:31:18	Straylight	76.000	179	24Omi2CMa	3.0320	24000.	152	3914	No
197	GOM_NL__2PRFIN20021129_141621_000001012011_00354_03915_9494.N1	29-NOV-2002 14:16:21	Straylight	100.50	1	9Alp CMa	-1.4400	11000.	201	3915	No
198	GOM_NL__2PRFIN20021129_142006_000000642011_00354_03915_9495.N1	29-NOV-2002 14:20:06	Straylight	64.000	7	19Bet Ori	0.10000	14000.	128	3915	No
199	GOM_NL__2PRFIN20021129_142317_000000672011_00354_03915_9496.N1	29-NOV-2002 14:23:17	Twilight	66.500	30	46Eps Ori	1.6940	30000.	133	3915	No
200	GOM_NL__2PRFIN20021129_142603_000000652011_00354_03915_9497.N1	29-NOV-2002 14:26:03	Twilight	64.500	27	24Gam Ori	1.6360	26000.	129	3915	No
201	GOM_NL__2PRFIN20021129_142813_000000572011_00354_03915_9498.N1	29-NOV-2002 14:28:13	Bright	57.000	13	87Alp Tau	0.86700	3800.0	114	3915	No
202	GOM_NL__2PRFIN20021129_142945_000000412011_00354_03915_9499.N1	29-NOV-2002 14:29:45	Bright	41.000	146	25Eta Tau	2.8730	15200.	82	3915	No
203	GOM_NL__2PRFIN20021129_143210_000000412011_00354_03915_9500.N1	29-NOV-2002 14:32:10	Bright	40.500	150	44Zet Per	2.8900	28000.	81	3915	No
204	GOM_NL__2PRFIN20021129_143419_000000392011_00354_03915_9501.N1	29-NOV-2002 14:34:19	Bright	39.000	79	26Bet Per	2.3100	13100.	78	3915	No
205	GOM_NL__2PRFIN20021129_143636_000000392011_00354_03915_9502.N1	29-NOV-2002 14:36:36	Bright	38.500	175	39Del Per	3.0100	19400.	77	3915	No
206	GOM_NL__2PRFIN20021129_143752_000000372011_00354_03915_9503.N1	29-NOV-2002 14:37:52	Bright	37.000	160	23Gam Per	2.9300	4700.0	74	3915	No
207	GOM_NL__2PRFIN20021129_144006_000000372011_00354_03915_9504.N1	29-NOV-2002 14:40:06	Bright	37.000	110	37Del Cas	2.6780	8900.0	74	3915	No
208	GOM_NL__2PRFIN20021129_144755_000000372011_00354_03915_9505.N1	29-NOV-2002 14:47:55	Bright	37.000	49	1Alp UMi	1.9900	6300.0	74	3915	No
209	GOM_NL__2PRFIN20021129_145233_000000392011_00354_03915_9506.N1	29-NOV-2002 14:52:33	Bright	38.500	60	7Bet UMi	2.0810	3950.0	77	3915	No
210	GOM_NL__2PRFIN20021129_145441_000000632011_00354_03915_9507.N1	29-NOV-2002 14:54:41	Bright	63.000	36	50Alp UMa	1.8000	6300.0	126	3915	No
211	GOM_NL__2PRFIN20021129_145619_000000472011_00354_03915_9508.N1	29-NOV-2002 14:56:19	Bright	46.500	82	48Bet UMa	2.3650	10600.	93	3915	No
212	GOM_NL__2PRFIN20021129_145813_000000412011_00354_03915_9509.N1	29-NOV-2002 14:58:13	Bright	40.500	55	79Zet UMa	2.0600	10200.	81	3915	No
213	GOM_NL__2PRFIN20021129_145951_000000402011_00354_03915_9510.N1	29-NOV-2002 14:59:51	Bright	39.500	39	85Eta UMa	1.8540	24000.	79	3915	No
214	GOM_NL__2PRFIN20021129_150243_000000362011_00354_03915_9511.N1	29-NOV-2002 15:02:43	Bright	36.000	180	27Gam Boo	3.0400	8000.0	72	3915	No
215	GOM_NL__2PRFIN20021129_150542_000000372011_00354_03915_9512.N1	29-NOV-2002 15:05:42	Bright	36.500	83		2.3780	11000.	73	3915	No
216	GOM_NL__2PRFIN20021129_150814_000000362011_00354_03915_9513.N1	29-NOV-2002 15:08:14	Bright	36.000	3	16Alp Boo	-0.050000	4250.0	72	3915	No
217	GOM_NL__2PRFIN20021129_151137_000000692011_00354_03915_9514.N1	29-NOV-2002 15:11:37	Bright	68.500	96	68Del Leo	2.5600	9300.0	137	3915	No
218	GOM_NL__2PRFIN20021129_151639_000002252011_00354_03915_9515.N1	29-NOV-2002 15:16:39	Straylight	224.50	51	41Gam1Leo	2.0100	4500.0	449	3915	No
219	GOM_NL__2PRFIN20021129_152221_000000472011_00354_03915_9516.N1	29-NOV-2002 15:22:21	Twilight	46.500	106	9Bet Crv	2.6480	5600.0	93	3915	No



220	GOM_NL__2PRFIN20021129_152427_000000402011_00354_03915_9517.N1	29-NOV-2002 15:24:27	Dark	39.500	123	lot Cen	2.7500	10200.	79	3915	No
221	GOM_NL__2PRFIN20021129_152827_000000442011_00354_03915_9518.N1	29-NOV-2002 15:28:27	Dark	43.500	64	Gam Cen	2.2000	10600.	87	3915	No
222	GOM_NL__2PRFIN20021129_153054_000000392011_00354_03915_9519.N1	29-NOV-2002 15:30:54	Dark	38.500	20	Bet Cru	1.2530	30000.	77	3915	No
223	GOM_NL__2PRFIN20021129_153205_000000492011_00355_03916_9562.N1	29-NOV-2002 15:32:05	Dark	49.000	12	Alp1Cru	0.77500	30000.	98	3916	No
224	GOM_NL__2PRFIN20021129_153920_000000452011_00355_03916_9563.N1	29-NOV-2002 15:39:20	Dark	45.000	41	Eps Car	1.8600	4100.0	90	3916	No
225	GOM_NL__2PRFIN20021129_154111_000000522011_00355_03916_9564.N1	29-NOV-2002 15:41:11	Dark	51.500	34	Gam2Vel	1.7930	23000.	103	3916	No
226	GOM_NL__2PRFIN20021129_154444_000000552011_00355_03916_9565.N1	29-NOV-2002 15:44:44	Dark	54.500	2	Alp Car	-0.73600	7000.0	109	3916	No
227	GOM_NL__2PRFIN20021129_154626_000000682011_00355_03916_9566.N1	29-NOV-2002 15:46:26	Dark	67.500	117	Pi Pup	2.7060	3800.0	135	3916	No
228	GOM_NL__2PRFIN20021129_155020_000000752011_00355_03916_9567.N1	29-NOV-2002 15:50:20	Dark	75.000	23	21Eps CMa	1.5020	26000.	150	3916	No
229	GOM_NL__2PRFIN20021129_155231_000000752011_00355_03916_9568.N1	29-NOV-2002 15:52:31	Straylight	75.000	179	24Omi2CMa	3.0320	24000.	150	3916	No
230	GOM_NL__2PRFIN20021129_155657_000001042011_00355_03916_9569.N1	29-NOV-2002 15:56:57	Straylight	104.00	1	9Alp CMa	-1.4400	11000.	208	3916	No
231	GOM_NL__2PRFIN20021129_160042_000000702011_00355_03916_9570.N1	29-NOV-2002 16:00:42	Straylight	70.000	7	19Bet Ori	0.10000	14000.	140	3916	No
232	GOM_NL__2PRFIN20021129_160351_000000682011_00355_03916_9571.N1	29-NOV-2002 16:03:51	Tw_i_and_stray	67.500	30	46Eps Ori	1.6940	30000.	135	3916	No
233	GOM_NL__2PRFIN20021129_160639_000000642011_00355_03916_9572.N1	29-NOV-2002 16:06:39	Tw_i_and_stray	64.000	27	24Gam Ori	1.6360	26000.	128	3916	No
234	GOM_NL__2PRFIN20021129_160847_000000642011_00355_03916_9573.N1	29-NOV-2002 16:08:47	Bright	64.000	13	87Alp Tau	0.86700	3800.0	128	3916	No
235	GOM_NL__2PRFIN20021129_161021_000000412011_00355_03916_9574.N1	29-NOV-2002 16:10:21	Bright	41.000	146	25Eta Tau	2.8730	15200.	82	3916	No
236	GOM_NL__2PRFIN20021129_161245_000000412011_00355_03916_9575.N1	29-NOV-2002 16:12:45	Bright	41.000	150	44Zet Per	2.8900	28000.	82	3916	No
237	GOM_NL__2PRFIN20021129_161454_000000402011_00355_03916_9576.N1	29-NOV-2002 16:14:54	Bright	39.500	79	26Bet Per	2.3100	13100.	79	3916	No
238	GOM_NL__2PRFIN20021129_161711_000000382011_00355_03916_9577.N1	29-NOV-2002 16:17:11	Bright	38.000	175	39Del Per	3.0100	19400.	76	3916	No
239	GOM_NL__2PRFIN20021129_161827_000000382011_00355_03916_9578.N1	29-NOV-2002 16:18:27	Bright	38.000	160	23Gam Per	2.9300	4700.0	76	3916	No
240	GOM_NL__2PRFIN20021129_162043_000000372011_00355_03916_9579.N1	29-NOV-2002 16:20:43	Bright	36.500	110	37Del Cas	2.6780	8900.0	73	3916	No
241	GOM_NL__2PRFIN20021129_162830_000000382011_00355_03916_9580.N1	29-NOV-2002 16:28:30	Bright	37.500	49	1Alp UMi	1.9900	6300.0	75	3916	No
242	GOM_NL__2PRFIN20021129_163309_000000372011_00355_03916_9581.N1	29-NOV-2002 16:33:09	Bright	37.000	60	7Bet UMi	2.0810	3950.0	74	3916	No
243	GOM_NL__2PRFIN20021129_163515_000000492011_00355_03916_9582.N1	29-NOV-2002 16:35:15	Bright	49.000	36	50Alp UMa	1.8000	6300.0	98	3916	No
244	GOM_NL__2PRFIN20021129_163654_000000442011_00355_03916_9583.N1	29-NOV-2002 16:36:54	Bright	44.000	82	48Bet UMa	2.3650	10600.	88	3916	No
245	GOM_NL__2PRFIN20021129_163848_000000372011_00355_03916_9584.N1	29-NOV-2002 16:38:48	Bright	36.500	55	79Zet UMa	2.0600	10200.	73	3916	No
246	GOM_NL__2PRFIN20021129_164026_000000382011_00355_03916_9585.N1	29-NOV-2002 16:40:26	Bright	38.000	39	85Eta UMa	1.8540	24000.	76	3916	No
247	GOM_NL__2PRFIN20021129_164319_000000352011_00355_03916_9586.N1	29-NOV-2002 16:43:19	Bright	35.000	180	27Gam Boo	3.0400	8000.0	70	3916	No
248	GOM_NL__2PRFIN20021129_164618_000000372011_00355_03916_9587.N1	29-NOV-2002 16:46:18	Bright	37.000	83		2.3780	11000.	74	3916	No
249	GOM_NL__2PRFIN20021129_164849_000000372011_00355_03916_9588.N1	29-NOV-2002 16:48:49	Bright	36.500	3	16Alp Boo	-0.050000	4250.0	73	3916	No
250	GOM_NL__2PRFIN20021129_165214_000000662011_00355_03916_9589.N1	29-NOV-2002 16:52:14	Bright	65.500	96	68Del Leo	2.5600	9300.0	131	3916	No
251	GOM_NL__2PRFIN20021129_165718_000002552011_00355_03916_9590.N1	29-NOV-2002 16:57:18	Straylight	255.00	51	41Gam1Leo	2.0100	4500.0	510	3916	No
252	GOM_NL__2PRFIN20021129_170257_000000502011_00355_03916_9591.N1	29-NOV-2002 17:02:57	Twilight	50.000	106	9Bet Crv	2.6480	5600.0	100	3916	No
253	GOM_NL__2PRFIN20021129_170503_000000412011_00355_03916_9592.N1	29-NOV-2002 17:05:03	Dark	41.000	123	lot Cen	2.7500	10200.	82	3916	No
254	GOM_NL__2PRFIN20021129_170903_000000412011_00355_03916_9593.N1	29-NOV-2002 17:09:03	Dark	41.000	64	Gam Cen	2.2000	10600.	82	3916	No
255	GOM_NL__2PRFIN20021129_171130_000000462011_00355_03916_9594.N1	29-NOV-2002 17:11:30	Dark	46.000	20	Bet Cru	1.2530	30000.	92	3916	No
256	GOM_NL__2PRFIN20021129_171241_000000492011_00356_03917_9562.N1	29-NOV-2002 17:12:41	Dark	49.000	12	Alp1Cru	0.77500	30000.	98	3917	No
257	GOM_NL__2PRFIN20021129_171957_000000452011_00356_03917_9563.N1	29-NOV-2002 17:19:57	Dark	44.500	41	Eps Car	1.8600	4100.0	89	3917	No
258	GOM_NL__2PRFIN20021129_172150_000000572011_00356_03917_9564.N1	29-NOV-2002 17:21:50	Dark	57.000	34	Gam2Vel	1.7930	23000.	114	3917	No
259	GOM_NL__2PRFIN20021129_172520_000000492011_00356_03917_9565.N1	29-NOV-2002 17:25:20	Dark	49.000	2	Alp Car	-0.73600	7000.0	98	3917	No
260	GOM_NL__2PRFIN20021129_172705_000000702011_00356_03917_9566.N1	29-NOV-2002 17:27:05	Dark	70.000	117	Pi Pup	2.7060	3800.0	140	3917	No
261	GOM_NL__2PRFIN20021129_173056_000000742011_00356_03917_9567.N1	29-NOV-2002 17:30:56	Dark	74.000	23	21Eps CMa	1.5020	26000.	148	3917	No
262	GOM_NL__2PRFIN20021129_173308_000000792011_00356_03917_9568.N1	29-NOV-2002 17:33:08	Straylight	78.500	179	24Omi2CMa	3.0320	24000.	157	3917	No
263	GOM_NL__2PRFIN20021129_173733_000000972011_00356_03917_9569.N1	29-NOV-2002 17:37:33	Straylight	97.000	1	9Alp CMa	-1.4400	11000.	194	3917	No
264	GOM_NL__2PRFIN20021129_174119_000000702011_00356_03917_9570.N1	29-NOV-2002 17:41:19	Straylight	70.000	7	19Bet Ori	0.10000	14000.	140	3917	No
265	GOM_NL__2PRFIN20021129_174427_000000702011_00356_03917_9571.N1	29-NOV-2002 17:44:27	Tw_i_and_stray	69.500	30	46Eps Ori	1.6940	30000.	139	3917	No
266	GOM_NL__2PRFIN20021129_174713_000000672011_00356_03917_9572.N1	29-NOV-2002 17:47:13	Tw_i_and_stray	67.000	27	24Gam Ori	1.6360	26000.	134	3917	No
267	GOM_NL__2PRFIN20021129_174922_000000582011_00356_03917_9573.N1	29-NOV-2002 17:49:22	Bright	58.000	13	87Alp Tau	0.86700	3800.0	116	3917	No
268	GOM_NL__2PRFIN20021129_175054_000000432011_00356_03917_9574.N1	29-NOV-2002 17:50:54	Bright	42.500	146	25Eta Tau	2.8730	15200.	85	3917	No
269	GOM_NL__2PRFIN20021129_175321_000000402011_00356_03917_9575.N1	29-NOV-2002 17:53:21	Bright	39.500	150	44Zet Per	2.8900	28000.	79	3917	No
270	GOM_NL__2PRFIN20021129_175531_000000392011_00356_03917_9576.N1	29-NOV-2002 17:55:31	Bright	38.500	79	26Bet Per	2.3100	13100.	77	3917	No
271	GOM_NL__2PRFIN20021129_175745_000000412011_00356_03917_9577.N1	29-NOV-2002 17:57:45	Bright	40.500	175	39Del Per	3.0100	19400.	81	3917	No
272	GOM_NL__2PRFIN20021129_175904_000000392011_00356_03917_9578.N1	29-NOV-2002 17:59:04	Bright	39.000	160	23Gam Per	2.9300	4700.0	78	3917	No
273	GOM_NL__2PRFIN20021129_180120_000000372011_00356_03917_9579.N1	29-NOV-2002 18:01:20	Bright	36.500	110	37Del Cas	2.6780	8900.0	73	3917	No
274	GOM_NL__2PRFIN20021129_180906_000000372011_00356_03917_9580.N1	29-NOV-2002 18:09:06	Bright	37.000	49	1Alp UMi	1.9900	6300.0	74	3917	No
275	GOM_NL__2PRFIN20021129_181346_000000392011_00356_03917_9581.N1	29-NOV-2002 18:13:46	Bright	38.500	60	7Bet UMi	2.0810	3950.0	77	3917	No
276	GOM_NL__2PRFIN20021129_181550_000000502011_00356_03917_9582.N1	29-NOV-2002 18:15:50	Bright	49.500	36	50Alp UMa	1.8000	6300.0	99	3917	No
277	GOM_NL__2PRFIN20021129_181729_000000482011_00356_03917_9583.N1	29-NOV-2002 18:17:29	Bright	48.000	82	48Bet UMa	2.3650	10600.	96	3917	No
278	GOM_NL__2PRFIN20021129_181924_000000402011_00356_03917_9584.N1	29-NOV-2002 18:19:24	Bright	40.000	55	79Zet UMa	2.0600	10200.	80	3917	No

279	GOM_NL__2PRFIN20021129_182102_000000402011_00356_03917_9585.N1	29-NOV-2002 18:21:02	Bright	39.500	39	85Eta UMa	1.8540	24000.	79	3917	No
280	GOM_NL__2PRFIN20021129_182355_000000372011_00356_03917_9586.N1	29-NOV-2002 18:23:55	Bright	37.000	180	27Gam Boo	3.0400	8000.0	74	3917	No
281	GOM_NL__2PRFIN20021129_182655_000000362011_00356_03917_9587.N1	29-NOV-2002 18:26:55	Bright	36.000	83		2.3780	11000.	72	3917	No
282	GOM_NL__2PRFIN20021129_182926_000000372011_00356_03917_9588.N1	29-NOV-2002 18:29:26	Bright	37.000	3	16Alp Boo	-0.050000	4250.0	74	3917	No
283	GOM_NL__2PRFIN20021129_183250_000000682011_00356_03917_9589.N1	29-NOV-2002 18:32:50	Bright	68.000	96	68Del Leo	2.5600	9300.0	136	3917	No
284	GOM_NL__2PRFIN20021129_183757_000001942011_00356_03917_9590.N1	29-NOV-2002 18:37:57	Straylight	194.00	51	41Gam1Leo	2.0100	4500.0	388	3917	No
285	GOM_NL__2PRFIN20021129_184331_000000512011_00356_03917_9591.N1	29-NOV-2002 18:43:31	Twilight	50.500	106	9Bet Crv	2.6480	5600.0	101	3917	No
286	GOM_NL__2PRFIN20021129_184539_000000412011_00356_03917_9592.N1	29-NOV-2002 18:45:39	Dark	40.500	123	lot Cen	2.7500	10200.	81	3917	No
287	GOM_NL__2PRFIN20021129_184938_000000422011_00356_03917_9593.N1	29-NOV-2002 18:49:38	Dark	41.500	64	Gam Cen	2.2000	10600.	83	3917	No
288	GOM_NL__2PRFIN20021129_185206_000000402011_00356_03917_9594.N1	29-NOV-2002 18:52:06	Dark	39.500	20	Bet Cru	1.2530	30000.	79	3917	No
289	GOM_NL__2PRFIN20021129_185317_000000412011_00357_03918_9582.N1	29-NOV-2002 18:53:17	Dark	40.500	12	Alp1Cru	0.77500	30000.	81	3918	No
290	GOM_NL__2PRFIN20021129_190032_000000562011_00357_03918_9583.N1	29-NOV-2002 19:00:32	Dark	56.000	41	Eps Car	1.8600	4100.0	112	3918	No
291	GOM_NL__2PRFIN20021129_190227_000000512011_00357_03918_9584.N1	29-NOV-2002 19:02:27	Dark	51.000	34	Gam2Vel	1.7930	23000.	102	3918	No
292	GOM_NL__2PRFIN20021129_190556_000000562011_00357_03918_9585.N1	29-NOV-2002 19:05:56	Dark	56.000	2	Alp Car	-0.73600	7000.0	112	3918	No
293	GOM_NL__2PRFIN20021129_190742_000000642011_00357_03918_9586.N1	29-NOV-2002 19:07:42	Dark	64.000	117	Pi Pup	2.7060	3800.0	128	3918	No
294	GOM_NL__2PRFIN20021129_191133_000000732011_00357_03918_9587.N1	29-NOV-2002 19:11:33	Dark	72.500	23	21Eps CMa	1.5020	26000.	145	3918	No
295	GOM_NL__2PRFIN20021129_191344_000000762011_00357_03918_9588.N1	29-NOV-2002 19:13:44	Straylight	76.000	179	24Omi2CMa	3.0320	24000.	152	3918	No
296	GOM_NL__2PRFIN20021129_191809_000001072011_00357_03918_9589.N1	29-NOV-2002 19:18:09	Straylight	106.50	1	9Alp CMa	-1.4400	11000.	213	3918	No
297	GOM_NL__2PRFIN20021129_192154_000000682011_00357_03918_9590.N1	29-NOV-2002 19:21:54	Straylight	68.000	7	19Bet Ori	0.10000	14000.	136	3918	No
298	GOM_NL__2PRFIN20021129_192503_000000692011_00357_03918_9591.N1	29-NOV-2002 19:25:03	Tw_i_and_stray	69.000	30	46Eps Ori	1.6940	30000.	138	3918	No
299	GOM_NL__2PRFIN20021129_192748_000000652011_00357_03918_9592.N1	29-NOV-2002 19:27:48	Tw_i_and_stray	64.500	27	24Gam Ori	1.6360	26000.	129	3918	No
300	GOM_NL__2PRFIN20021129_192959_000000622011_00357_03918_9593.N1	29-NOV-2002 19:29:59	Bright	61.500	13	87Alp Tau	0.86700	3800.0	123	3918	No
301	GOM_NL__2PRFIN20021129_193130_000000422011_00357_03918_9594.N1	29-NOV-2002 19:31:30	Bright	42.000	146	25Eta Tau	2.8730	15200.	84	3918	No
302	GOM_NL__2PRFIN20021129_193357_000000402011_00357_03918_9595.N1	29-NOV-2002 19:33:57	Bright	39.500	150	44Zet Per	2.8900	28000.	79	3918	No
303	GOM_NL__2PRFIN20021129_193606_000000402011_00357_03918_9596.N1	29-NOV-2002 19:36:06	Bright	40.000	79	26Bet Per	2.3100	13100.	80	3918	No
304	GOM_NL__2PRFIN20021129_193820_000000412011_00357_03918_9597.N1	29-NOV-2002 19:38:20	Bright	40.500	175	39Del Per	3.0100	19400.	81	3918	No
305	GOM_NL__2PRFIN20021129_193940_000000382011_00357_03918_9598.N1	29-NOV-2002 19:39:40	Bright	37.500	160	23Gam Per	2.9300	4700.0	75	3918	No
306	GOM_NL__2PRFIN20021129_194156_000000352011_00357_03918_9599.N1	29-NOV-2002 19:41:56	Bright	35.000	110	37Del Cas	2.6780	8900.0	70	3918	No
307	GOM_NL__2PRFIN20021129_194942_000000392011_00357_03918_9600.N1	29-NOV-2002 19:49:42	Bright	39.000	49	1Alp UMi	1.9900	6300.0	78	3918	No
308	GOM_NL__2PRFIN20021129_195422_000000372011_00357_03918_9601.N1	29-NOV-2002 19:54:22	Bright	37.000	60	7Bet UMi	2.0810	3950.0	74	3918	No
309	GOM_NL__2PRFIN20021129_195626_000000502011_00357_03918_9602.N1	29-NOV-2002 19:56:26	Bright	50.000	36	50Alp UMa	1.8000	6300.0	100	3918	No
310	GOM_NL__2PRFIN20021129_195805_000000492011_00357_03918_9603.N1	29-NOV-2002 19:58:05	Bright	48.500	82	48Bet UMa	2.3650	10600.	97	3918	No
311	GOM_NL__2PRFIN20021129_200000_000000372011_00357_03918_9604.N1	29-NOV-2002 20:00:00	Bright	37.000	55	79Zet UMa	2.0600	10200.	74	3918	No
312	GOM_NL__2PRFIN20021129_200138_000000372011_00357_03918_9605.N1	29-NOV-2002 20:01:38	Bright	37.000	39	85Eta UMa	1.8540	24000.	74	3918	No
313	GOM_NL__2PRFIN20021129_200431_000000372011_00357_03918_9606.N1	29-NOV-2002 20:04:31	Bright	37.000	180	27Gam Boo	3.0400	8000.0	74	3918	No
314	GOM_NL__2PRFIN20021129_200731_000000372011_00357_03918_9607.N1	29-NOV-2002 20:07:31	Bright	36.500	83		2.3780	11000.	73	3918	No
315	GOM_NL__2PRFIN20021129_201002_000000362011_00357_03918_9608.N1	29-NOV-2002 20:10:02	Bright	35.500	3	16Alp Boo	-0.050000	4250.0	71	3918	No
316	GOM_NL__2PRFIN20021129_201327_000000702011_00357_03918_9609.N1	29-NOV-2002 20:13:27	Bright	69.500	96	68Del Leo	2.5600	9300.0	139	3918	No
317	GOM_NL__2PRFIN20021129_201836_000002152011_00357_03918_9610.N1	29-NOV-2002 20:18:36	Straylight	214.50	51	41Gam1Leo	2.0100	4500.0	429	3918	No
318	GOM_NL__2PRFIN20021129_202408_000000512011_00357_03918_9611.N1	29-NOV-2002 20:24:08	Twilight	50.500	106	9Bet Crv	2.6480	5600.0	101	3918	No
319	GOM_NL__2PRFIN20021129_202615_000000432011_00357_03918_9612.N1	29-NOV-2002 20:26:15	Dark	43.000	123	lot Cen	2.7500	10200.	86	3918	No
320	GOM_NL__2PRFIN20021129_203013_000000432011_00357_03918_9613.N1	29-NOV-2002 20:30:13	Dark	43.000	64	Gam Cen	2.2000	10600.	86	3918	No
321	GOM_NL__2PRFIN20021129_203243_000000402011_00357_03918_9614.N1	29-NOV-2002 20:32:43	Dark	39.500	20	Bet Cru	1.2530	30000.	79	3918	No
322	GOM_NL__2PRFIN20021129_203354_000000452011_00358_03919_9582.N1	29-NOV-2002 20:33:54	Dark	45.000	12	Alp1Cru	0.77500	30000.	90	3919	No
323	GOM_NL__2PRFIN20021129_204110_000000432011_00358_03919_9583.N1	29-NOV-2002 20:41:10	Dark	43.000	41	Eps Car	1.8600	4100.0	86	3919	No
324	GOM_NL__2PRFIN20021129_204304_000000512011_00358_03919_9584.N1	29-NOV-2002 20:43:04	Dark	50.500	34	Gam2Vel	1.7930	23000.	101	3919	No
325	GOM_NL__2PRFIN20021129_204633_000000582011_00358_03919_9585.N1	29-NOV-2002 20:46:33	Dark	58.000	2	Alp Car	-0.73600	7000.0	116	3919	No
326	GOM_NL__2PRFIN20021129_204819_000000672011_00358_03919_9586.N1	29-NOV-2002 20:48:19	Dark	66.500	117	Pi Pup	2.7060	3800.0	133	3919	No
327	GOM_NL__2PRFIN20021129_205210_000000742011_00358_03919_9587.N1	29-NOV-2002 20:52:10	Dark	73.500	23	21Eps CMa	1.5020	26000.	147	3919	No
328	GOM_NL__2PRFIN20021129_205421_000000762011_00358_03919_9588.N1	29-NOV-2002 20:54:21	Straylight	75.500	179	24Omi2CMa	3.0320	24000.	151	3919	No
329	GOM_NL__2PRFIN20021129_205845_000001072011_00358_03919_9589.N1	29-NOV-2002 20:58:45	Straylight	106.50	1	9Alp CMa	-1.4400	11000.	213	3919	No
330	GOM_NL__2PRFIN20021129_210228_000000692011_00358_03919_9590.N1	29-NOV-2002 21:02:28	Straylight	68.500	7	19Bet Ori	0.10000	14000.	137	3919	No
331	GOM_NL__2PRFIN20021129_210539_000000652011_00358_03919_9591.N1	29-NOV-2002 21:05:39	Tw_i_and_stray	65.000	30	46Eps Ori	1.6940	30000.	130	3919	No
332	GOM_NL__2PRFIN20021129_210825_000000662011_00358_03919_9592.N1	29-NOV-2002 21:08:25	Tw_i_and_stray	65.500	27	24Gam Ori	1.6360	26000.	131	3919	No
333	GOM_NL__2PRFIN20021129_211035_000000582011_00358_03919_9593.N1	29-NOV-2002 21:10:35	Bright	58.000	13	87Alp Tau	0.86700	3800.0	116	3919	No
334	GOM_NL__2PRFIN20021129_211208_000000412011_00358_03919_9594.N1	29-NOV-2002 21:12:08	Bright	41.000	146	25Eta Tau	2.8730	15200.	82	3919	No
335	GOM_NL__2PRFIN20021129_211432_000000392011_00358_03919_9595.N1	29-NOV-2002 21:14:32	Bright	39.000	150	44Zet Per	2.8900	28000.	78	3919	No
336	GOM_NL__2PRFIN20021129_211643_000000382011_00358_03919_9596.N1	29-NOV-2002 21:16:43	Bright	37.500	79	26Bet Per	2.3100	13100.	75	3919	No
337	GOM_NL__2PRFIN20021129_211858_000000402011_00358_03919_9597.N1	29-NOV-2002 21:18:58	Bright	40.000	175	39Del Per	3.0100	19400.	80	3919	No

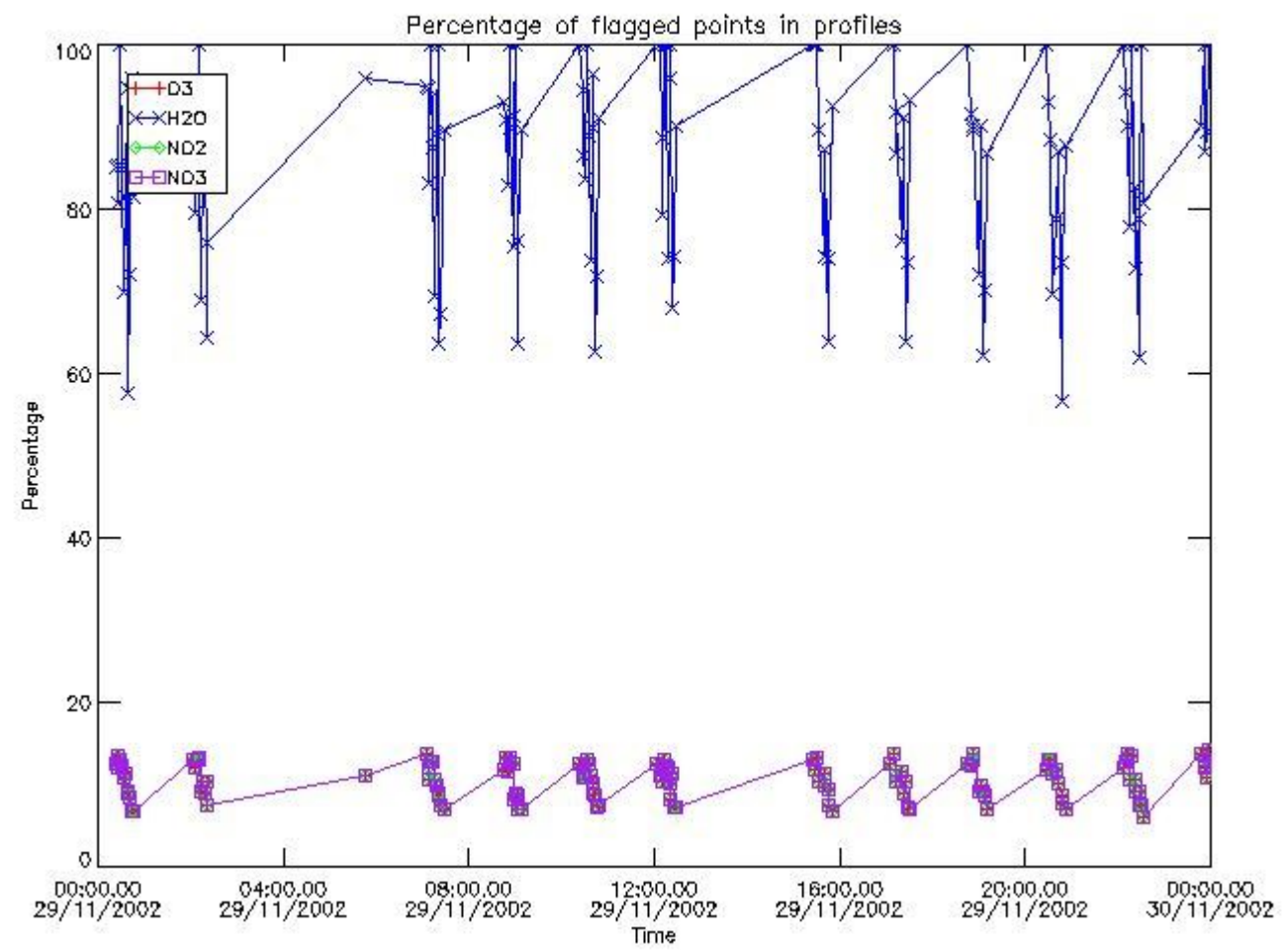
338	GOM_NL__2PRFIN20021129_212016_000000382011_00358_03919_9598.N1	29-NOV-2002 21:20:16	Bright	38.000	160	23Gam Per	2.9300	4700.0	76	3919	No
339	GOM_NL__2PRFIN20021129_212232_000000362011_00358_03919_9599.N1	29-NOV-2002 21:22:32	Bright	35.500	110	37Del Cas	2.6780	8900.0	71	3919	No
340	GOM_NL__2PRFIN20021129_213018_000000382011_00358_03919_9600.N1	29-NOV-2002 21:30:18	Bright	37.500	49	1Alp UMi	1.9900	6300.0	75	3919	No
341	GOM_NL__2PRFIN20021129_213457_000000362011_00358_03919_9601.N1	29-NOV-2002 21:34:57	Bright	35.500	60	7Bet UMi	2.0810	3950.0	71	3919	No
342	GOM_NL__2PRFIN20021129_213704_000000462011_00358_03919_9602.N1	29-NOV-2002 21:37:04	Bright	46.000	36	50Alp UMa	1.8000	6300.0	92	3919	No
343	GOM_NL__2PRFIN20021129_213841_000000462011_00358_03919_9603.N1	29-NOV-2002 21:38:41	Bright	45.500	82	48Bet UMa	2.3650	10600.	91	3919	No
344	GOM_NL__2PRFIN20021129_214035_000000422011_00358_03919_9604.N1	29-NOV-2002 21:40:35	Bright	41.500	55	79Zet UMa	2.0600	10200.	83	3919	No
345	GOM_NL__2PRFIN20021129_214212_000000422011_00358_03919_9605.N1	29-NOV-2002 21:42:12	Bright	42.000	39	85Eta UMa	1.8540	24000.	84	3919	No
346	GOM_NL__2PRFIN20021129_214506_000000362011_00358_03919_9606.N1	29-NOV-2002 21:45:06	Bright	35.500	180	27Gam Boo	3.0400	8000.0	71	3919	No
347	GOM_NL__2PRFIN20021129_214807_000000372011_00358_03919_9607.N1	29-NOV-2002 21:48:07	Bright	37.000	83		2.3780	11000.	74	3919	No
348	GOM_NL__2PRFIN20021129_215035_000000392011_00358_03919_9608.N1	29-NOV-2002 21:50:35	Bright	39.000	3	16Alp Boo	-0.050000	4250.0	78	3919	No
349	GOM_NL__2PRFIN20021129_215404_000000712011_00358_03919_9609.N1	29-NOV-2002 21:54:04	Bright	70.500	96	68Del Leo	2.5600	9300.0	141	3919	No
350	GOM_NL__2PRFIN20021129_215915_000002302011_00358_03919_9610.N1	29-NOV-2002 21:59:15	Straylight	230.00	51	41Gam1Leo	2.0100	4500.0	460	3919	No
351	GOM_NL__2PRFIN20021129_220444_000000522011_00358_03919_9611.N1	29-NOV-2002 22:04:44	Twilight	52.000	106	9Bet Crv	2.6480	5600.0	104	3919	No
352	GOM_NL__2PRFIN20021129_220649_000000432011_00358_03919_9612.N1	29-NOV-2002 22:06:49	Dark	42.500	123	1ot Cen	2.7500	10200.	85	3919	No
353	GOM_NL__2PRFIN20021129_221051_000000442011_00358_03919_9613.N1	29-NOV-2002 22:10:51	Dark	44.000	64	Gam Cen	2.2000	10600.	88	3919	No
354	GOM_NL__2PRFIN20021129_221319_000000412011_00358_03919_9614.N1	29-NOV-2002 22:13:19	Dark	41.000	20	Bet Cru	1.2530	30000.	82	3919	No
355	GOM_NL__2PRFIN20021129_221430_000000482011_00359_03920_9585.N1	29-NOV-2002 22:14:30	Dark	48.000	12	Alp1Cru	0.77500	30000.	96	3920	No
356	GOM_NL__2PRFIN20021129_221710_000000382011_00359_03920_9586.N1	29-NOV-2002 22:17:10	Dark	38.000	124	The Car	2.7640	30000.	76	3920	No
357	GOM_NL__2PRFIN20021129_222146_000000482011_00359_03920_9587.N1	29-NOV-2002 22:21:46	Dark	48.000	41	Eps Car	1.8600	4100.0	96	3920	No
358	GOM_NL__2PRFIN20021129_222339_000000562011_00359_03920_9588.N1	29-NOV-2002 22:23:39	Dark	55.500	34	Gam2Vel	1.7930	23000.	111	3920	No
359	GOM_NL__2PRFIN20021129_222709_000000562011_00359_03920_9589.N1	29-NOV-2002 22:27:09	Dark	55.500	2	Alp Car	-0.73600	7000.0	111	3920	No
360	GOM_NL__2PRFIN20021129_222853_000000692011_00359_03920_9590.N1	29-NOV-2002 22:28:53	Dark	69.000	117	Pi Pup	2.7060	3800.0	138	3920	No
361	GOM_NL__2PRFIN20021129_223120_000000692011_00359_03920_9591.N1	29-NOV-2002 22:31:20	Dark	69.000	88	31Eta CMa	2.4480	20000.	138	3920	No
362	GOM_NL__2PRFIN20021129_223327_000000842011_00359_03920_9592.N1	29-NOV-2002 22:33:27	Dark	83.500	37	25Del CMa	1.8300	5900.0	167	3920	No
363	GOM_NL__2PRFIN20021129_223853_000000742011_00359_03920_9593.N1	29-NOV-2002 22:38:53	Straylight	74.000	47	2Bet CMa	1.9760	28000.	148	3920	No
364	GOM_NL__2PRFIN20021129_224245_000000652011_00359_03920_9594.N1	29-NOV-2002 22:42:45	Straylight	65.000	56	53Kap Ori	2.0650	30000.	130	3920	No
365	GOM_NL__2PRFIN20021129_224601_000000672011_00359_03920_9595.N1	29-NOV-2002 22:46:01	Tw_i_and_stray	66.500	33	50Zet Ori	1.7660	30000.	133	3920	No
366	GOM_NL__2PRFIN20021129_224900_000000612011_00359_03920_9596.N1	29-NOV-2002 22:49:00	Tw_i_and_stray	61.000	27	24Gam Ori	1.6360	26000.	122	3920	No
367	GOM_NL__2PRFIN20021129_225109_000000552011_00359_03920_9597.N1	29-NOV-2002 22:51:09	Bright	55.000	13	87Alp Tau	0.86700	3800.0	110	3920	No
368	GOM_NL__2PRFIN20021129_225242_000000432011_00359_03920_9598.N1	29-NOV-2002 22:52:42	Bright	42.500	146	25Eta Tau	2.8730	15200.	85	3920	No
369	GOM_NL__2PRFIN20021129_225508_000000392011_00359_03920_9599.N1	29-NOV-2002 22:55:08	Bright	39.000	150	44Zet Per	2.8900	28000.	78	3920	No
370	GOM_NL__2PRFIN20021129_225718_000000382011_00359_03920_9600.N1	29-NOV-2002 22:57:18	Bright	38.000	79	26Bet Per	2.3100	13100.	76	3920	No
371	GOM_NL__2PRFIN20021129_225932_000000422011_00359_03920_9601.N1	29-NOV-2002 22:59:32	Bright	42.000	175	39Del Per	3.0100	19400.	84	3920	No
372	GOM_NL__2PRFIN20021129_230051_000000392011_00359_03920_9602.N1	29-NOV-2002 23:00:51	Bright	39.000	160	23Gam Per	2.9300	4700.0	78	3920	No
373	GOM_NL__2PRFIN20021129_230308_000000372011_00359_03920_9603.N1	29-NOV-2002 23:03:08	Bright	37.000	110	37Del Cas	2.6780	8900.0	74	3920	No
374	GOM_NL__2PRFIN20021129_231054_000000352011_00359_03920_9604.N1	29-NOV-2002 23:10:54	Bright	35.000	49	1Alp UMi	1.9900	6300.0	70	3920	No
375	GOM_NL__2PRFIN20021129_231533_000000392011_00359_03920_9605.N1	29-NOV-2002 23:15:33	Bright	39.000	60	7Bet UMi	2.0810	3950.0	78	3920	No
376	GOM_NL__2PRFIN20021129_231739_000000482011_00359_03920_9606.N1	29-NOV-2002 23:17:39	Bright	47.500	36	50Alp UMa	1.8000	6300.0	95	3920	No
377	GOM_NL__2PRFIN20021129_232249_000000402011_00359_03920_9607.N1	29-NOV-2002 23:22:49	Bright	39.500	39	85Eta UMa	1.8540	24000.	79	3920	No
378	GOM_NL__2PRFIN20021129_232543_000000522011_00359_03920_9608.N1	29-NOV-2002 23:25:43	Bright	52.000	180	27Gam Boo	3.0400	8000.0	104	3920	No
379	GOM_NL__2PRFIN20021129_232843_000000362011_00359_03920_9609.N1	29-NOV-2002 23:28:43	Bright	36.000	83		2.3780	11000.	72	3920	No
380	GOM_NL__2PRFIN20021129_233113_000000372011_00359_03920_9610.N1	29-NOV-2002 23:31:13	Bright	37.000	3	16Alp Boo	-0.050000	4250.0	74	3920	No
381	GOM_NL__2PRFIN20021129_233441_000000692011_00359_03920_9611.N1	29-NOV-2002 23:34:41	Bright	69.000	96	68Del Leo	2.5600	9300.0	138	3920	No
382	GOM_NL__2PRFIN20021129_233954_000002342011_00359_03920_9612.N1	29-NOV-2002 23:39:54	Straylight	233.50	51	41Gam1Leo	2.0100	4500.0	467	3920	No
383	GOM_NL__2PRFIN20021129_234521_000000512011_00359_03920_9613.N1	29-NOV-2002 23:45:21	Twilight	50.500	106	9Bet Crv	2.6480	5600.0	101	3920	No
384	GOM_NL__2PRFIN20021129_234728_000000412011_00359_03920_9614.N1	29-NOV-2002 23:47:28	Dark	41.000	123	1ot Cen	2.7500	10200.	82	3920	No
385	GOM_NL__2PRFIN20021129_235133_000000392011_00359_03920_9615.N1	29-NOV-2002 23:51:33	Dark	39.000	77	Eps Cen	2.3030	28000.	78	3920	No
386	GOM_NL__2PRFIN20021129_235314_000000432011_00359_03920_9616.N1	29-NOV-2002 23:53:14	Dark	42.500	10	Bet Cen	0.61000	28000.	85	3920	No
387	GOM_NL__2PRFIN20021129_235506_000000482011_00360_03921_9585.N1	29-NOV-2002 23:55:06	Dark	47.500	12	Alp1Cru	0.77500	30000.	95	3921	No
388	GOM_NL__2PRFIN20021129_235746_000000402011_00360_03921_9586.N1	29-NOV-2002 23:57:46	Dark	39.500	124	The Car	2.7640	30000.	79	3921	No

### 3. Quality information per product

In this section it is plotted some information contained in the Quality Summary data set of the level 2 products. Only products in dark limb conditions and without errors (error flag in the MPH set to "0") are used.

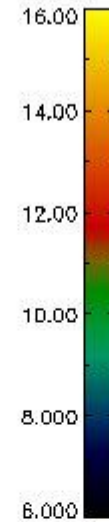
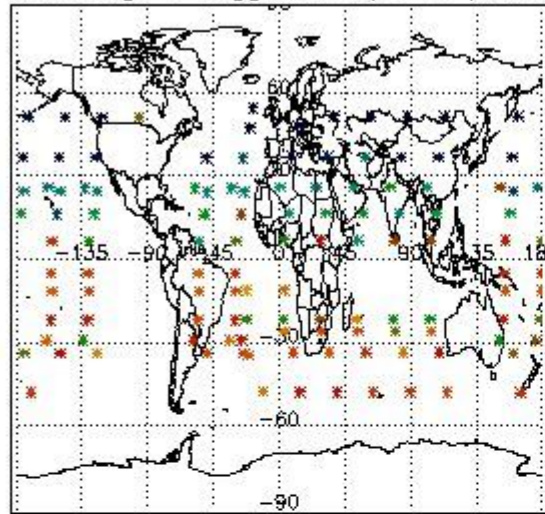


3.1 Plot quality information per product (time dependant)

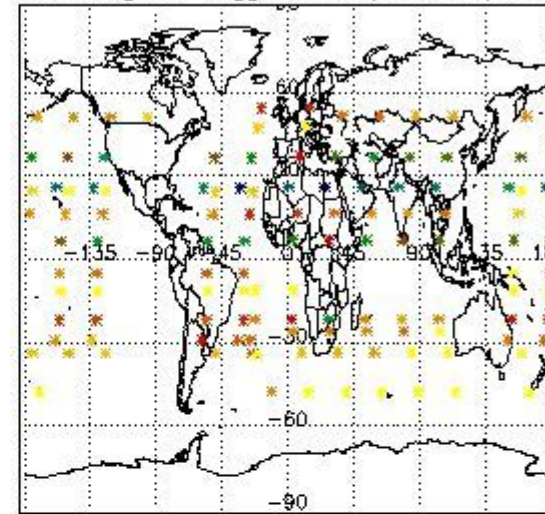


3.2 Plot quality information per product (world map)

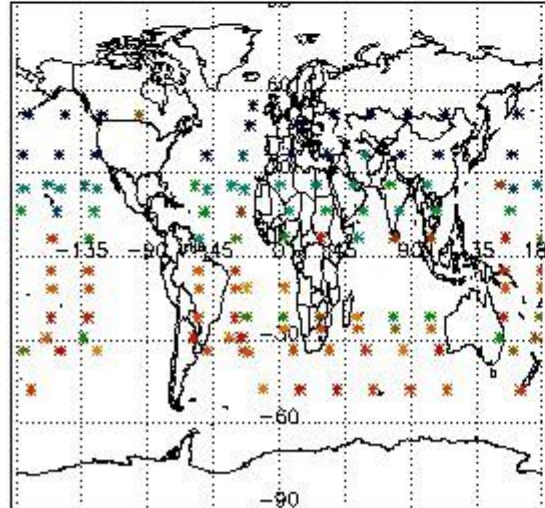
Percentage of flagged data per O3 profile



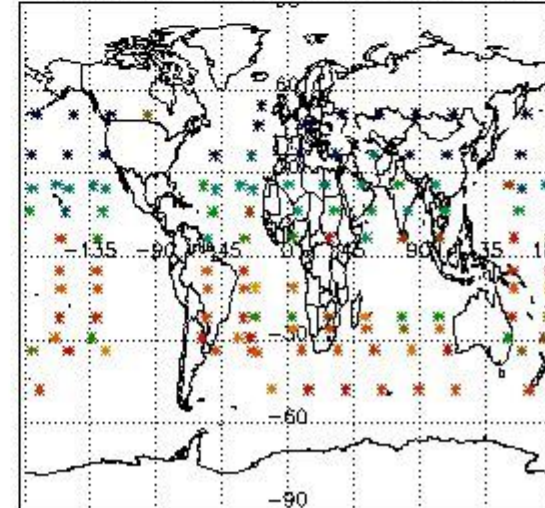
Percentage of flagged data per H2O profile



Percentage of flagged data per NO2 profile



Percentage of flagged data per NO3 profile

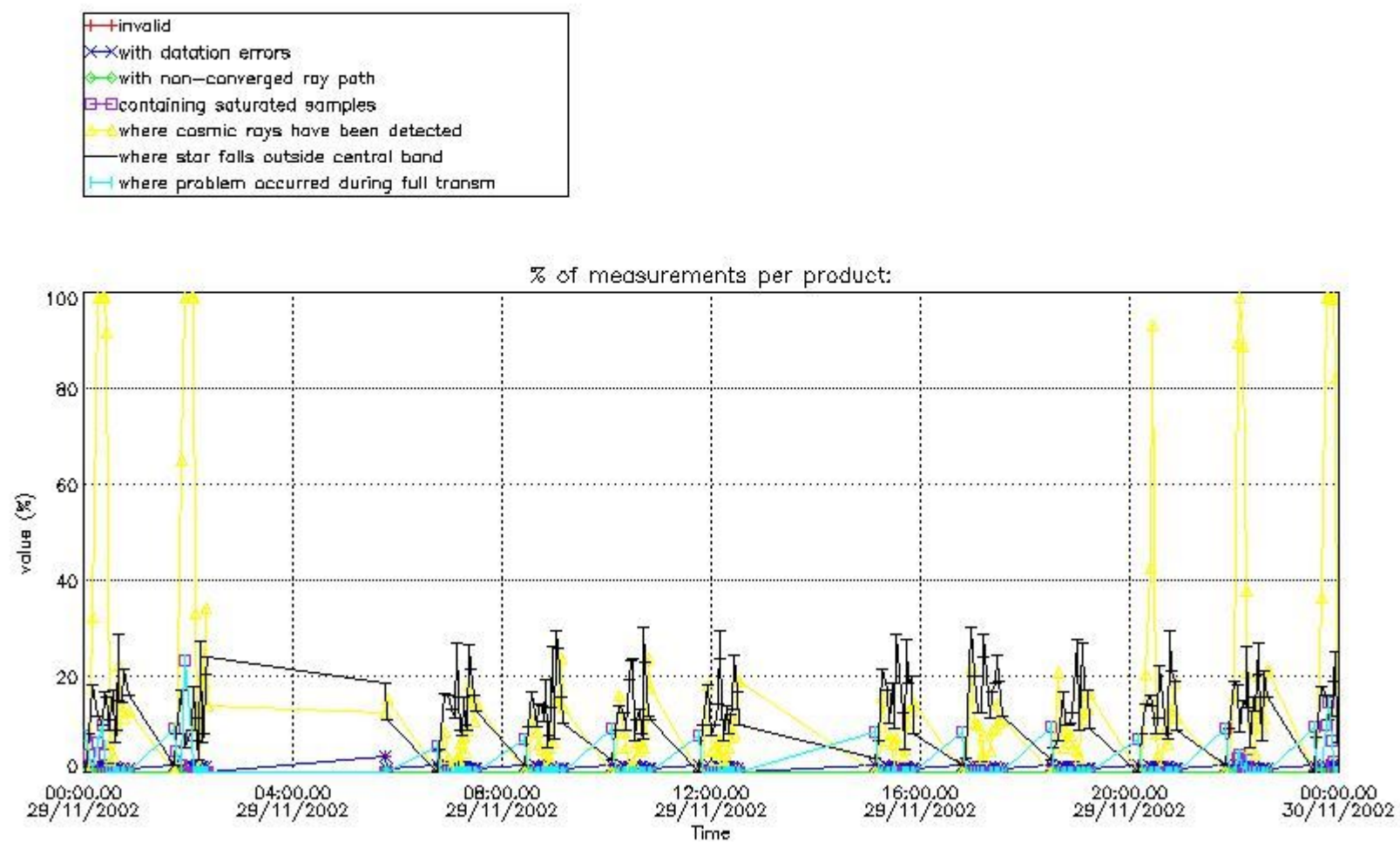


#### 4. Level 1 quality information per product

In this section it is plotted some information contained in the Quality Summary data set of the level 2 products that comes from the level 1b processing. Products without errors (error flag in the MPH set to "0") are used.

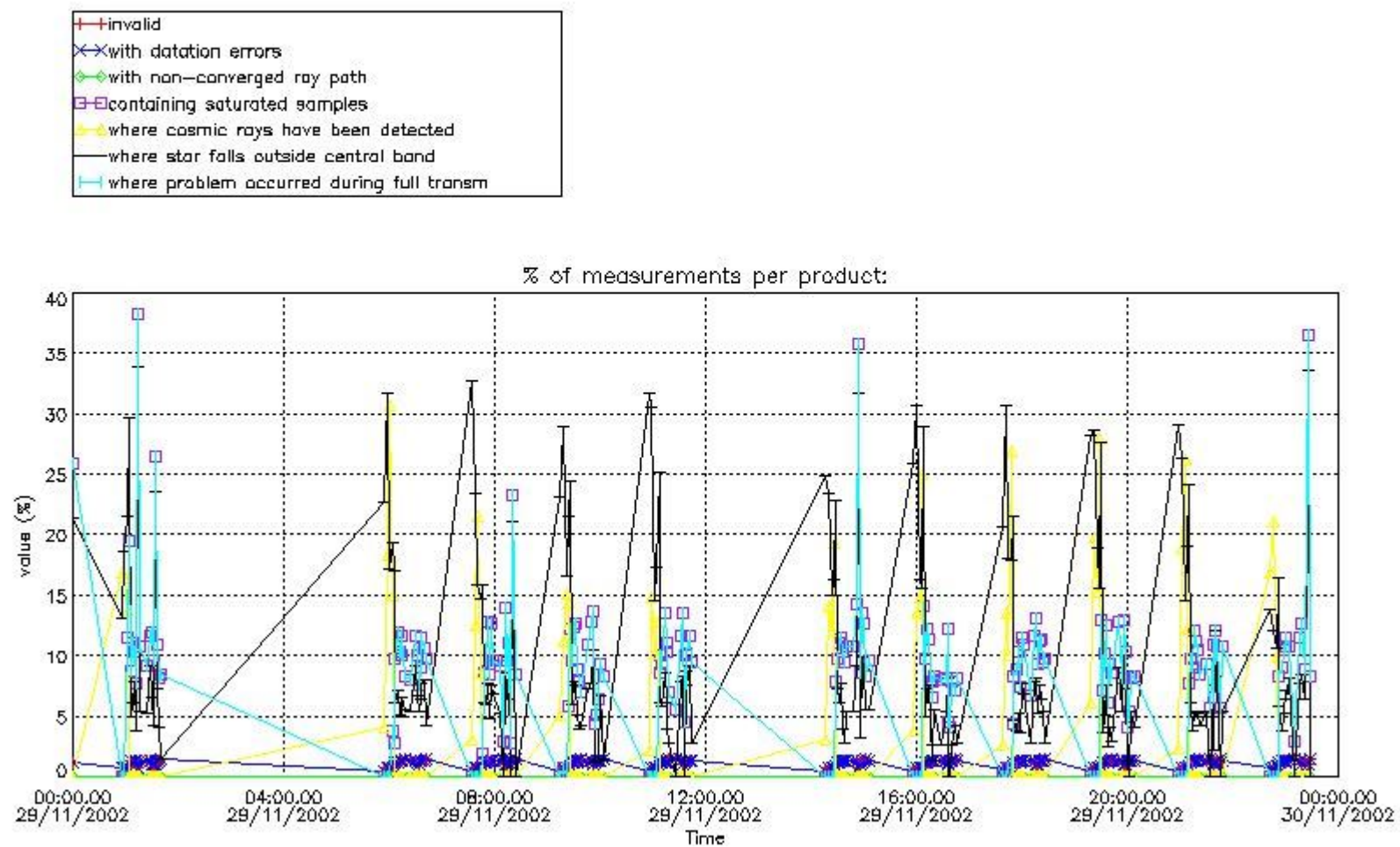
##### 4.1 Plot quality information per product (time dependant) coming from level 1b processing

###### 4.1.1 Plot level 1 quality information per product (time dependant): ENVISAT ASCENDING passes



4.1.2 Plot level 1 quality information per product (time dependant): ENVI SAT DESCENDING passes

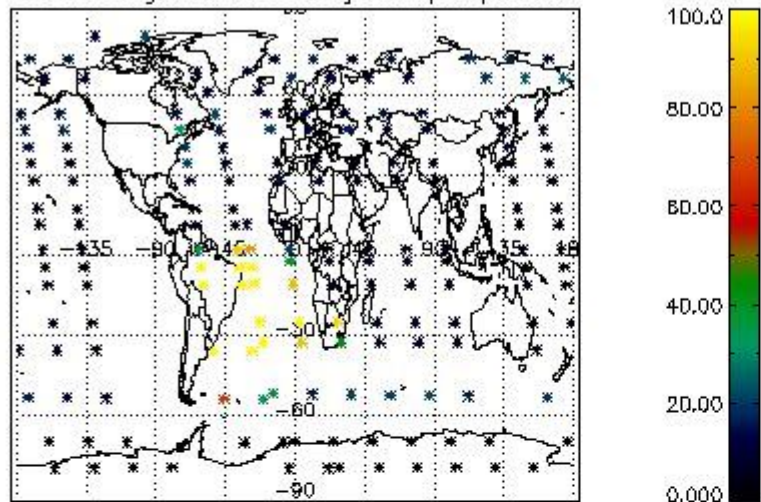




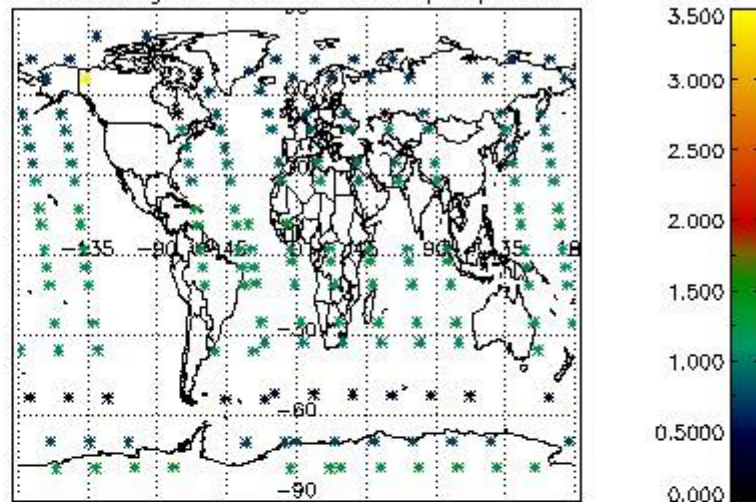
*4.2 Plot quality information per product coming from level 1b processing (world map)*

*4.2.1 Plot level 1 quality information per product (world map): ENVISAT ASCENDING passes*

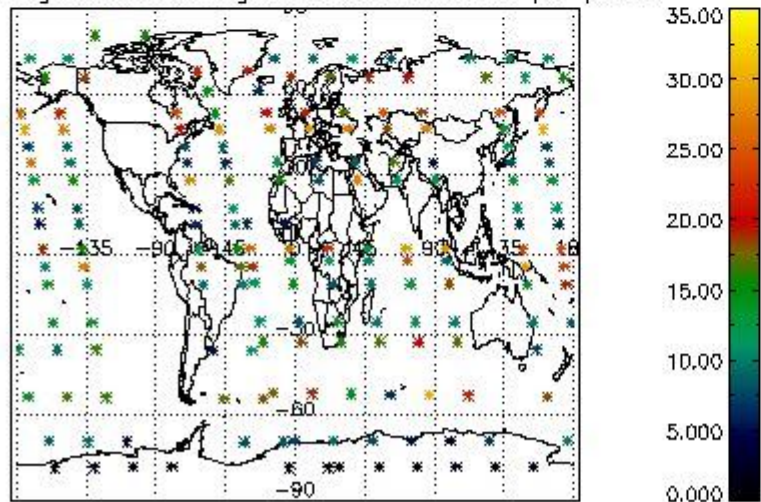
Percentage of cosmic ray hits per profile



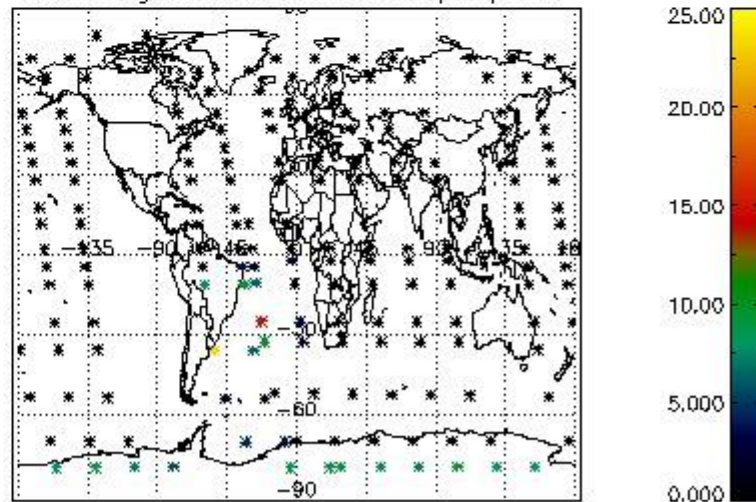
Percentage of datation errors per profile



Percentage of star falling outside central band per profile

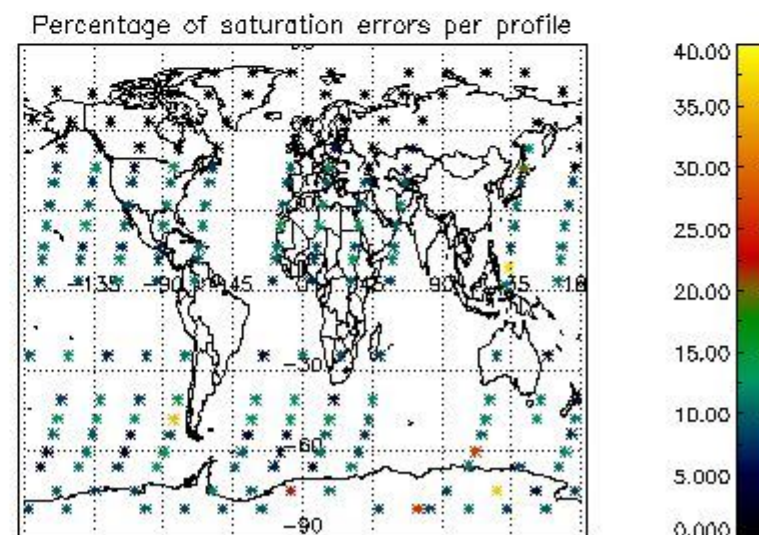
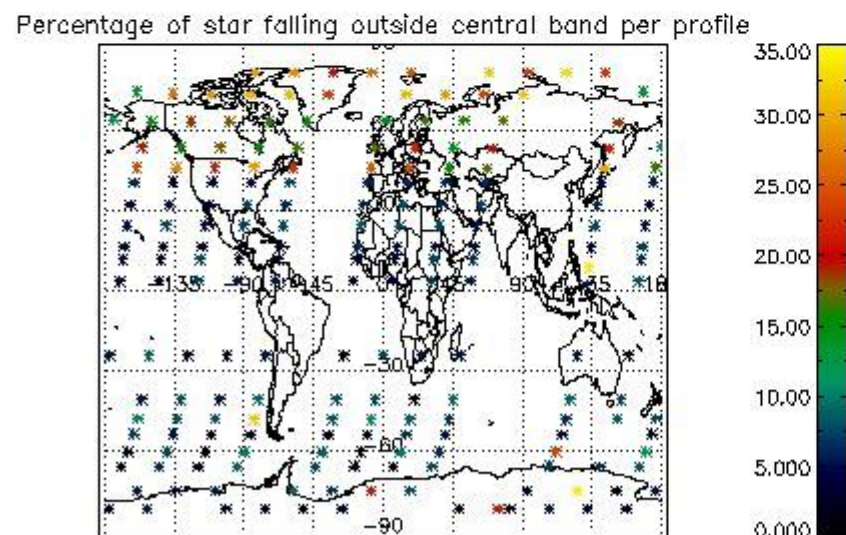
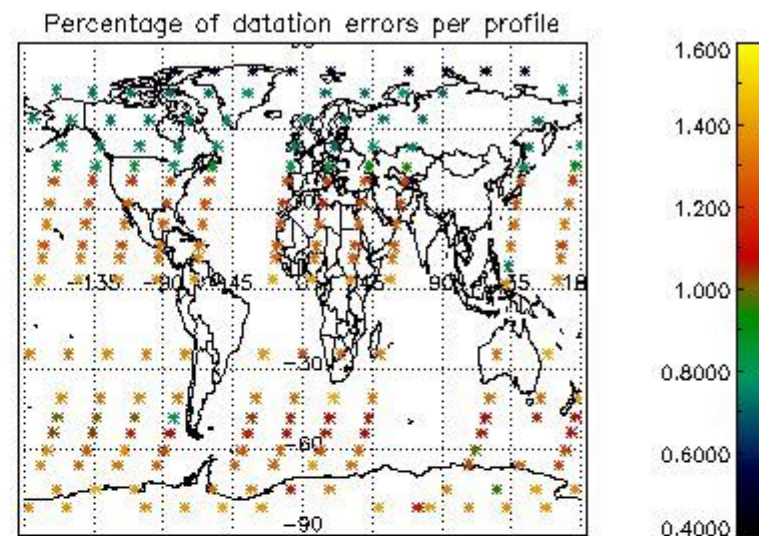
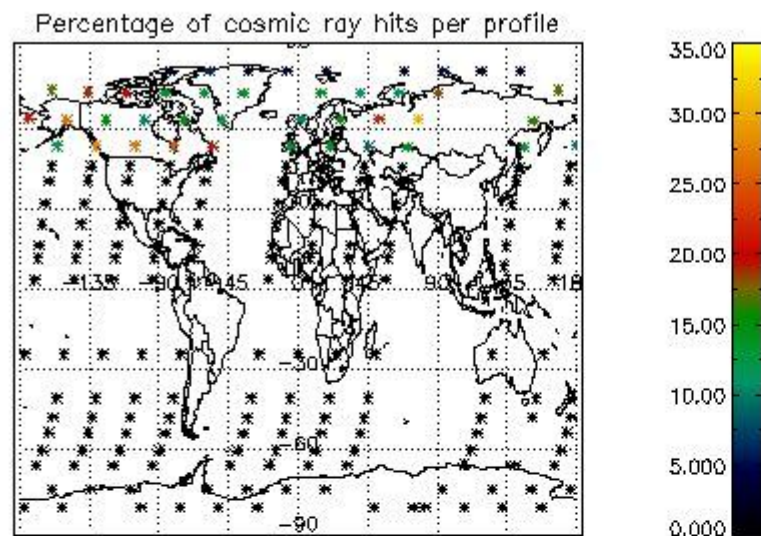


Percentage of saturation errors per profile



4.2.2 Plot level 1 quality information per product (world map): ENVISAT DESCENDING passes





## 5. Trace gas profiles

### 5.1 Ozone statistics based on quality of products

The final quality of the products can be "measured" using the STD (Standard Deviation) attached to every point profile. This information is written to the parameter GOM\_NL\_\_2P/NL\_LOCAL\_SPECIES\_DENSITY/o3\_std of the level 2 products. The table below shows the statistics for given STD ranges.

The statistics are given with respect to the overall valid production:

- Products without fatal errors: GOM\_NL\_\_2P/MPH/PRODUCT\_ERR=0
- Valid point profile: GOM\_NL\_\_2P/NL\_LOCAL\_SPECIES\_DENSITY/pcd(0)=0

The 'Criteria' is applied to valid points of dark limb products:

- Products in dark limb illumination condition: GOM\_NL\_\_2P/NL\_SUMMARY\_QUALITY/obs\_ill\_cond=0
- Products without fatal errors: GOM\_NL\_\_2P/MPH/PRODUCT\_ERR=0
- Valid point profile: GOM\_NL\_\_2P/NL\_LOCAL\_SPECIES\_DENSITY/pcd(0)=0

So, the table below shows the percentage of dark limb and valid observations for each criteria with respect to the overall valid daily observations.

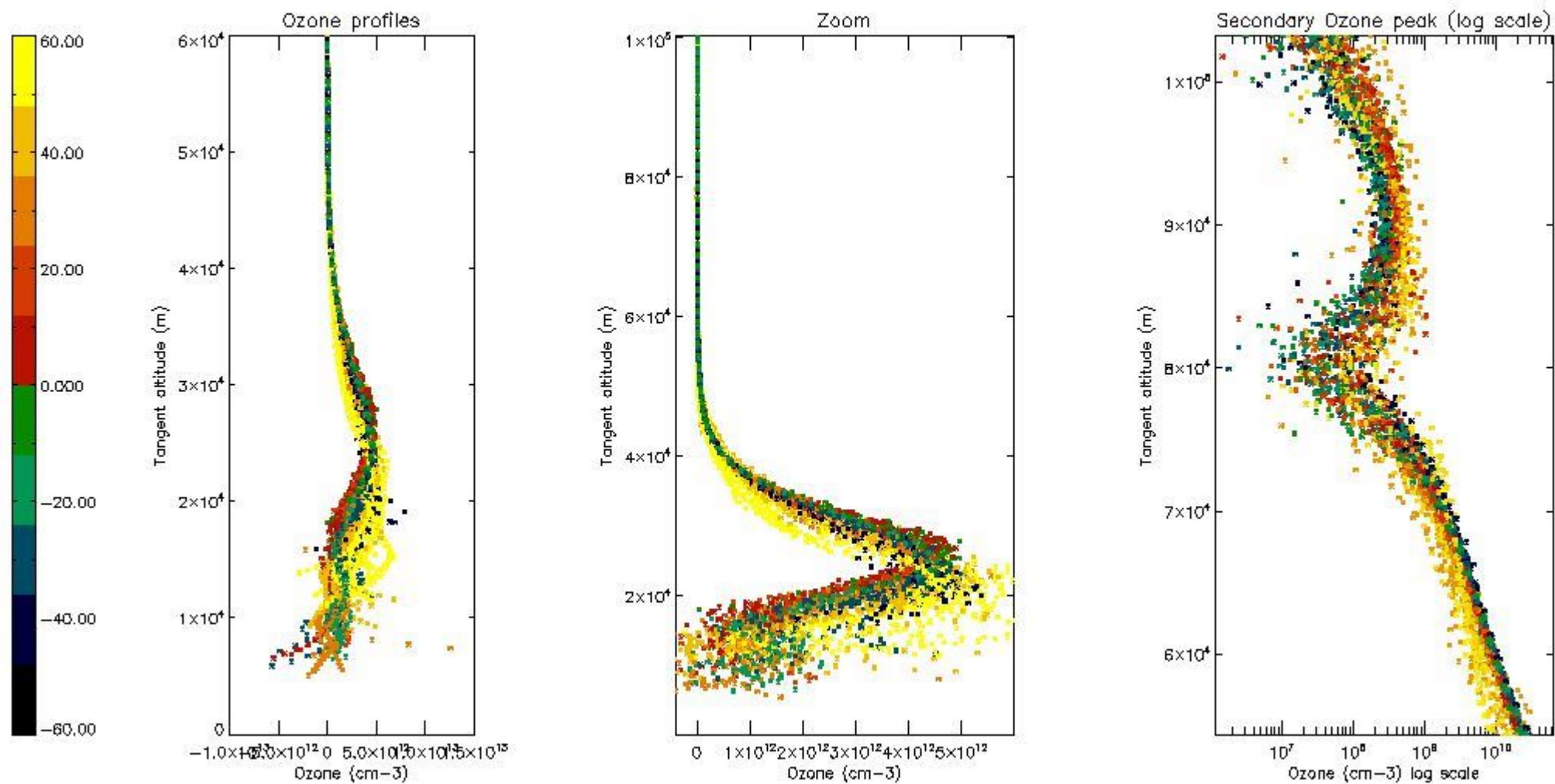
Criteria	% of total production
All STD	29
STD < 20	19



STD < 10	16
STD < 5	12

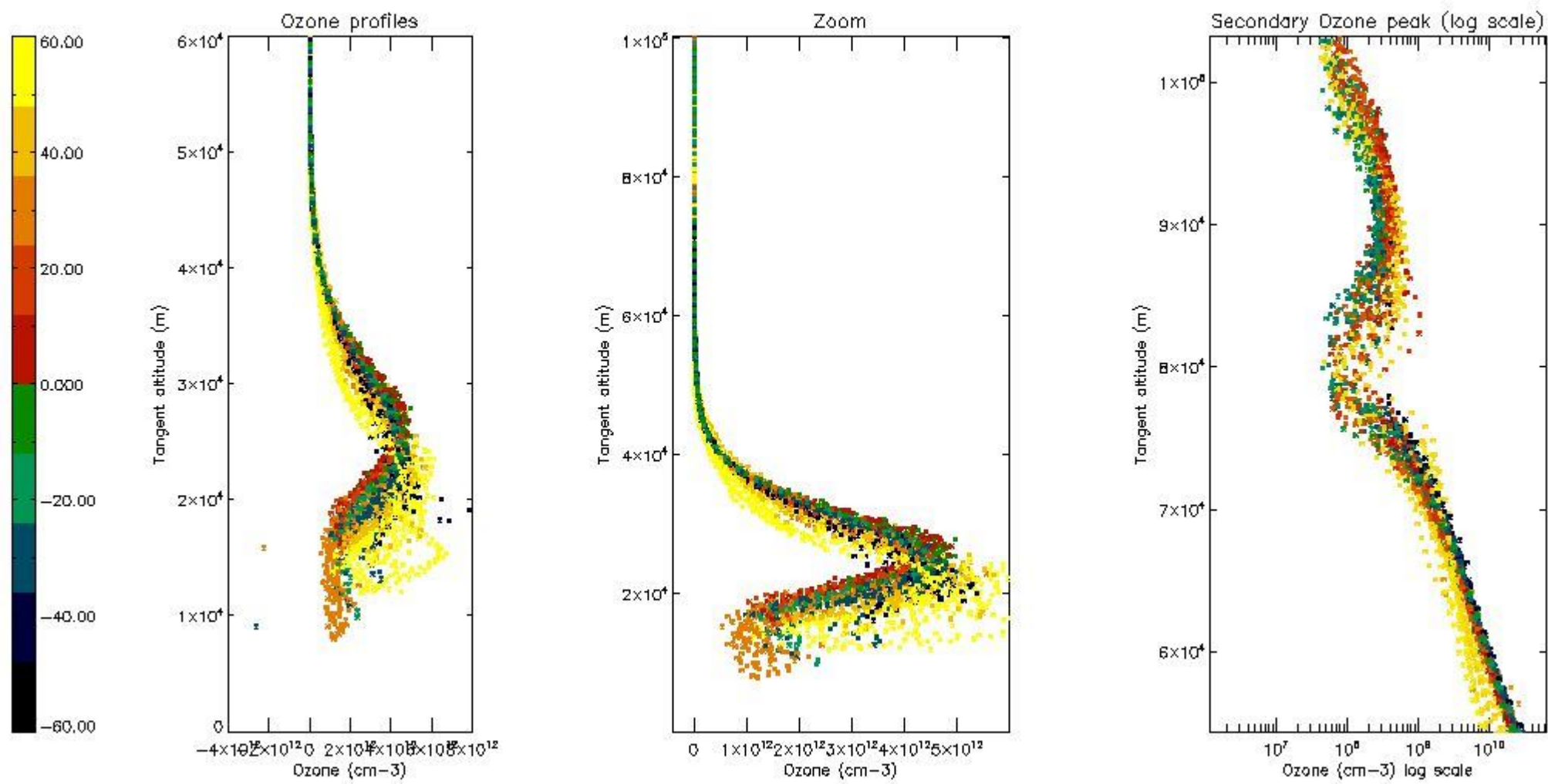
5.2 Plot ozone profiles for all STD (dark without errors)

The colorbar represents the latitude.



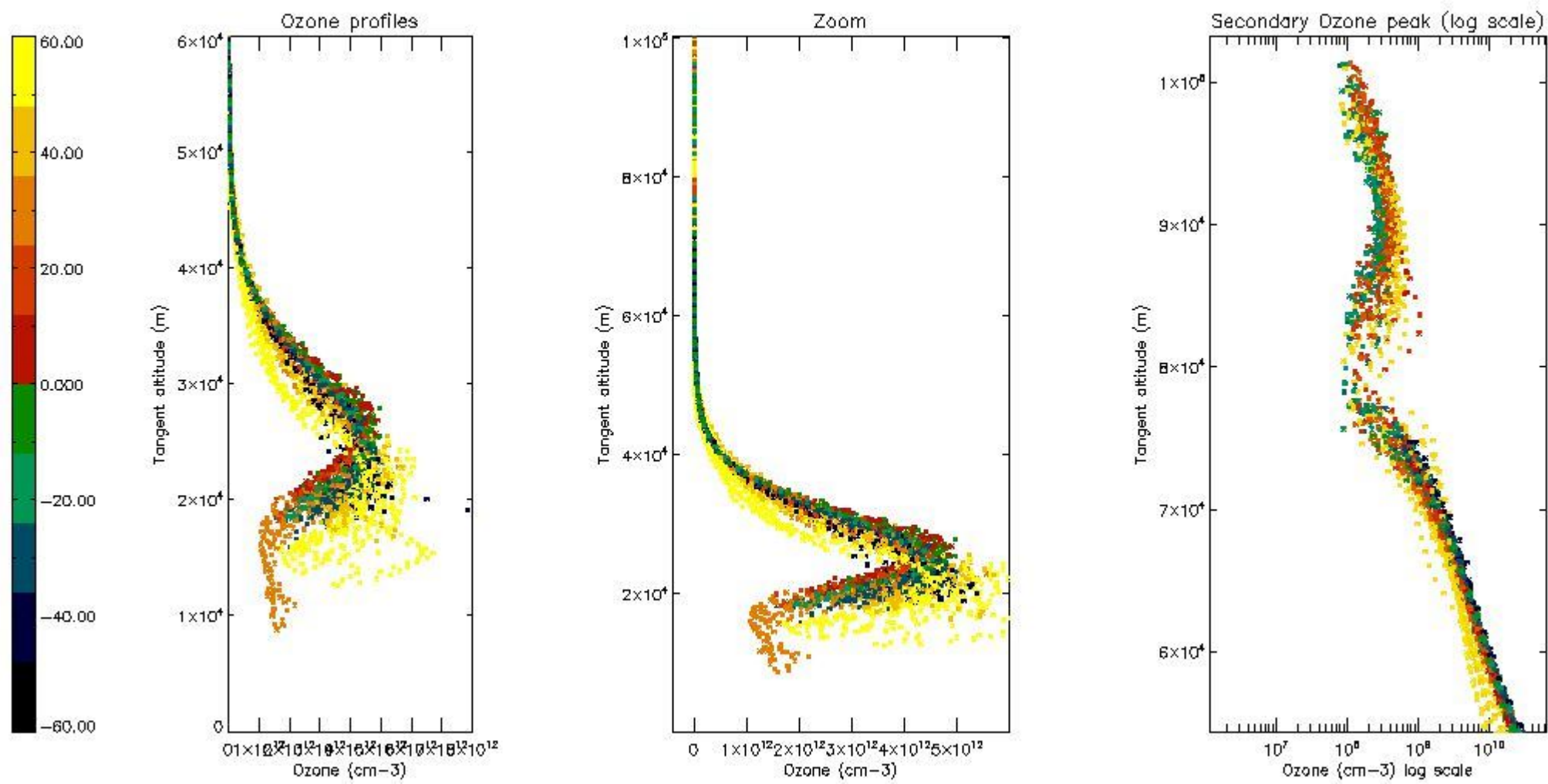
5.3 Plot ozone profiles where STD < 20% (dark without errors)

The colorbar represents the latitude.



*5.4 Plot ozone profiles where  $STD < 10\%$  (dark without errors)*

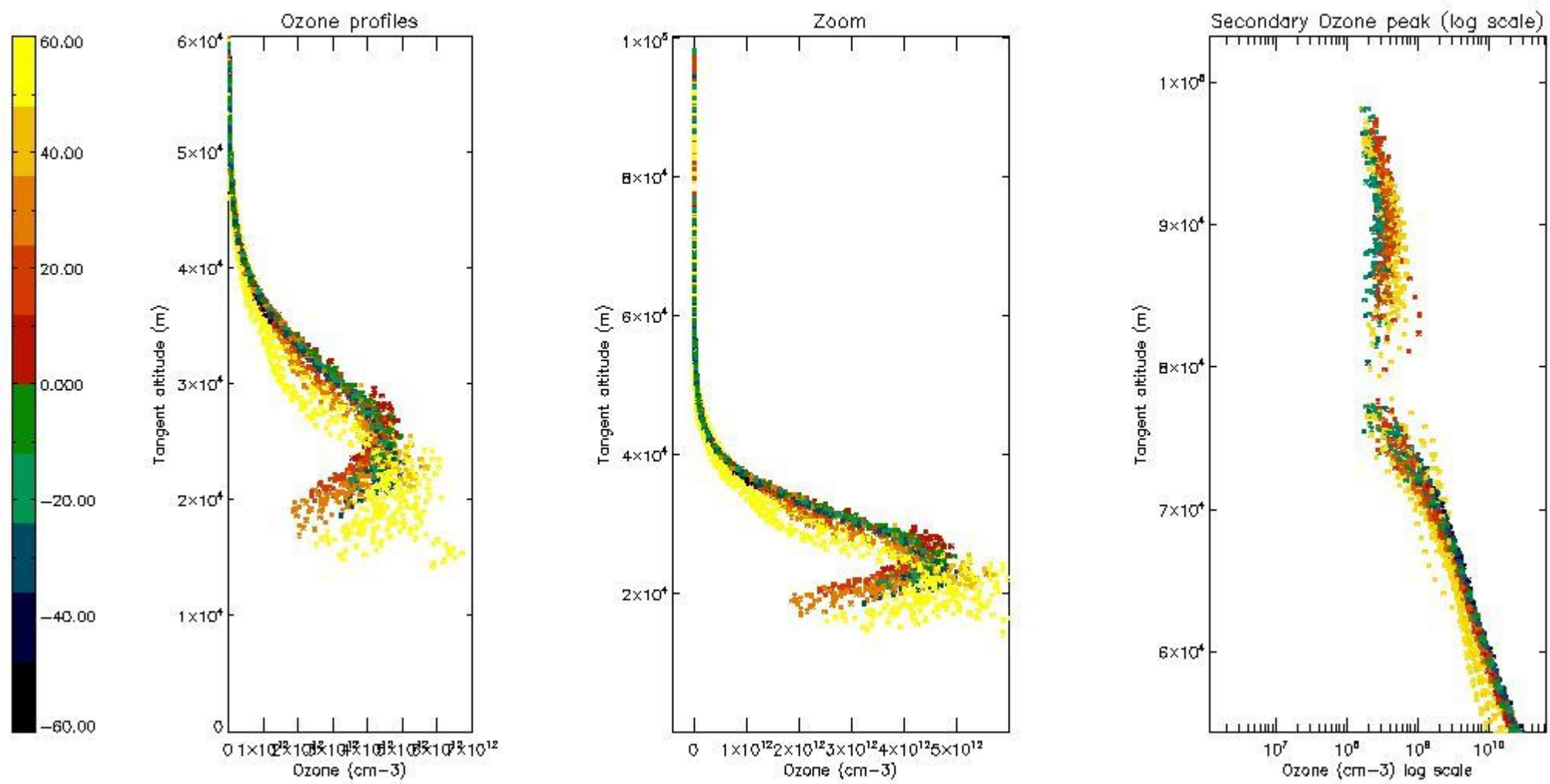
The colorbar represents the latitude.



*5.5 Plot ozone profiles where STD < 5% (dark without errors)*

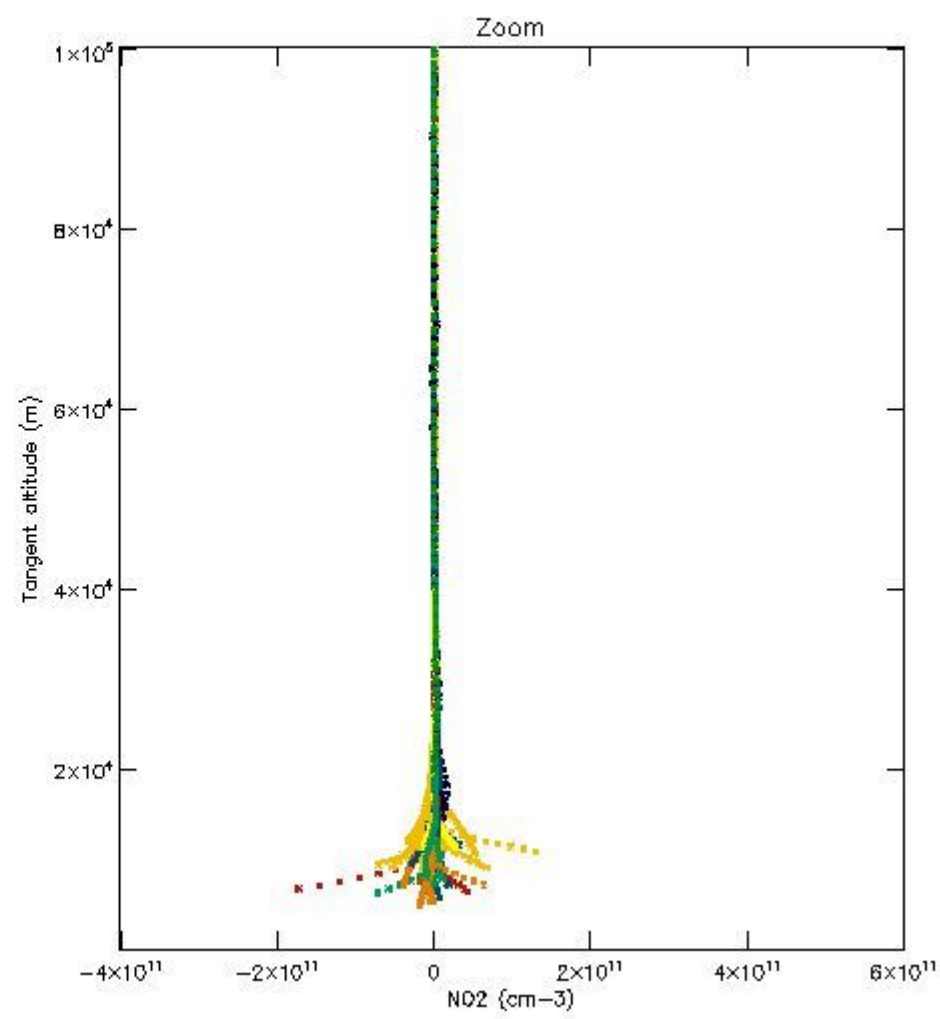
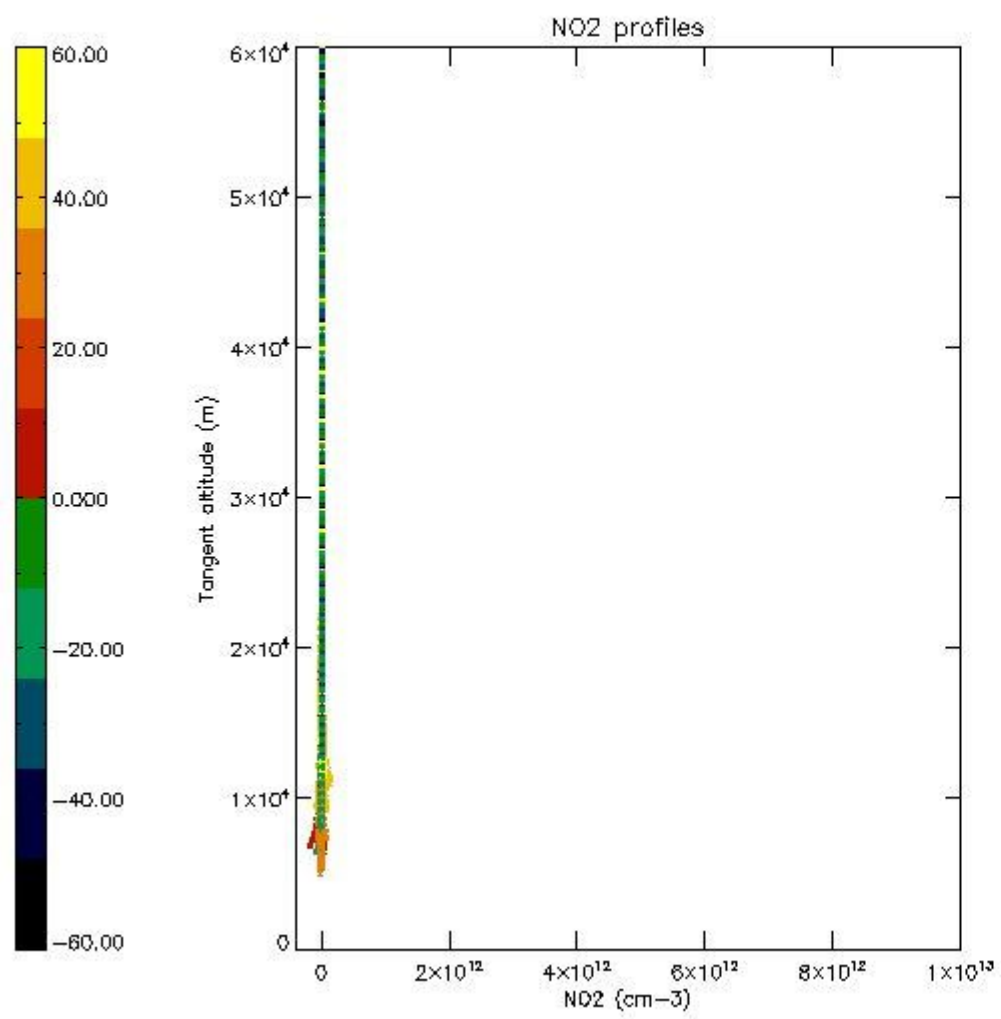
The colorbar represents the latitude.





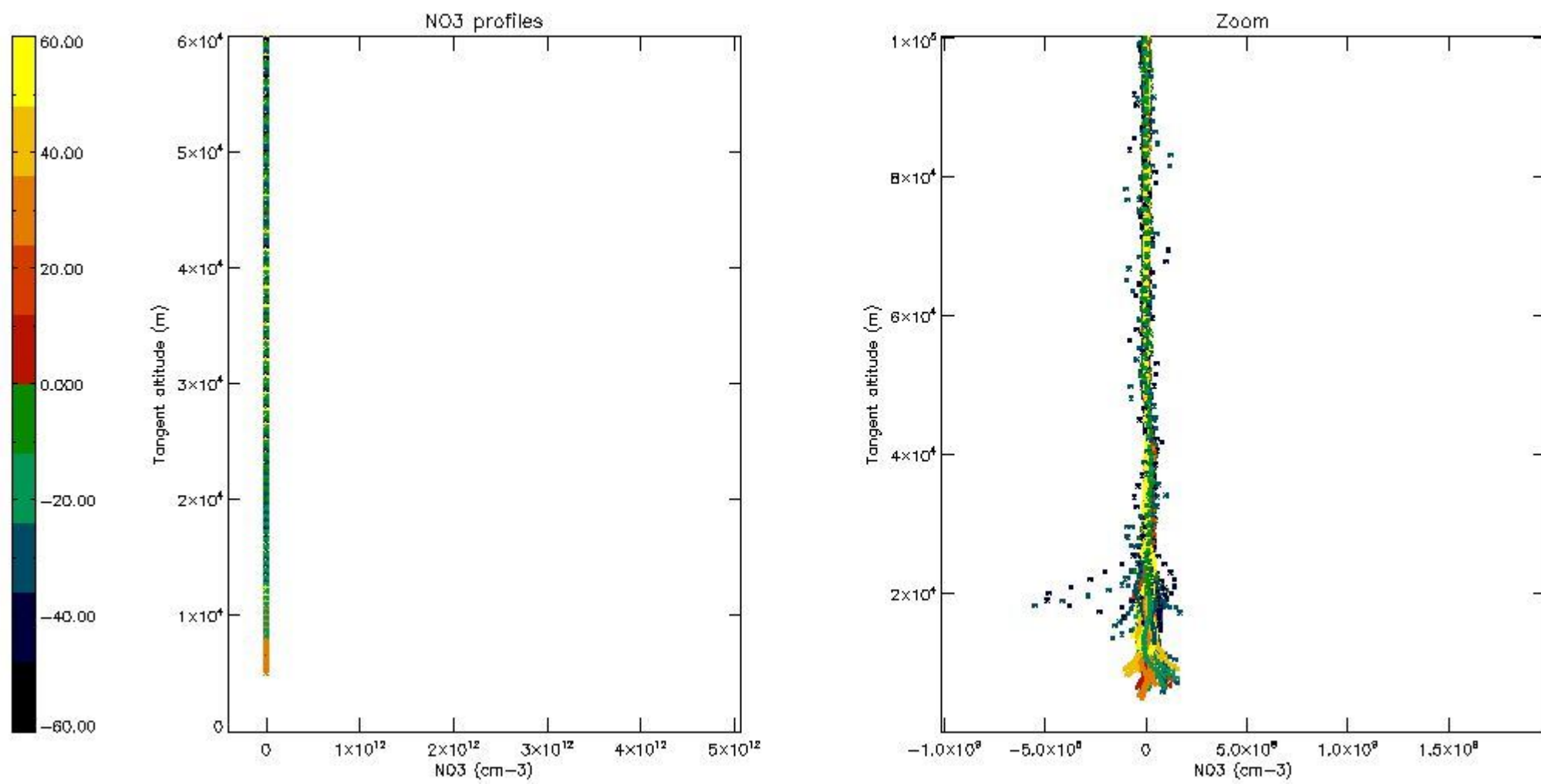
*5.6 Plot NO<sub>2</sub> profiles for all STD (dark without errors)*

The colorbar represents the latitude.



*5.7 Plot NO3 profiles for all STD (dark without errors)*

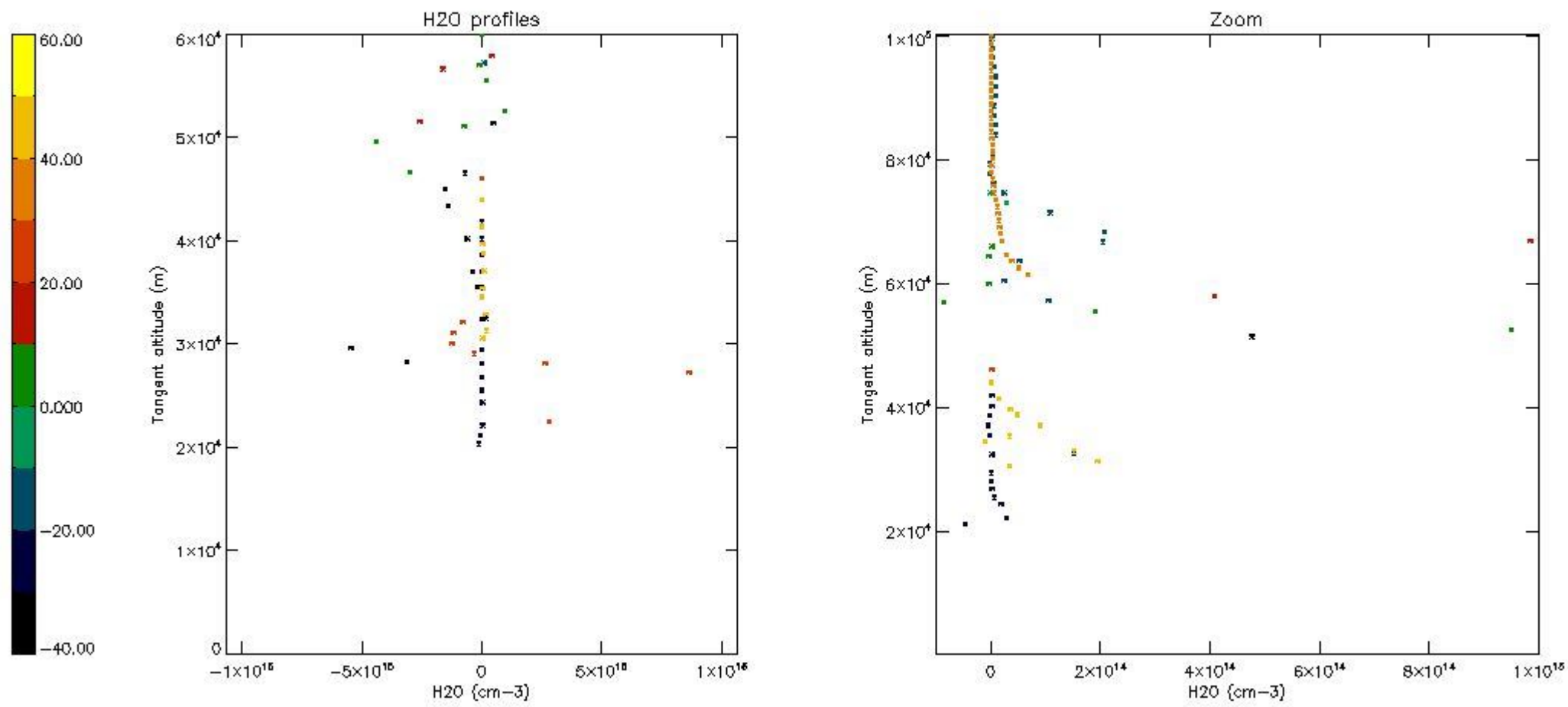
The colorbar represents the latitude.



*5.8 Plot H2O profiles for all STD (only for occultations of stars 1,2,3,4,13,14,16,26,63 dark without errors)*

The colorbar represents the latitude.

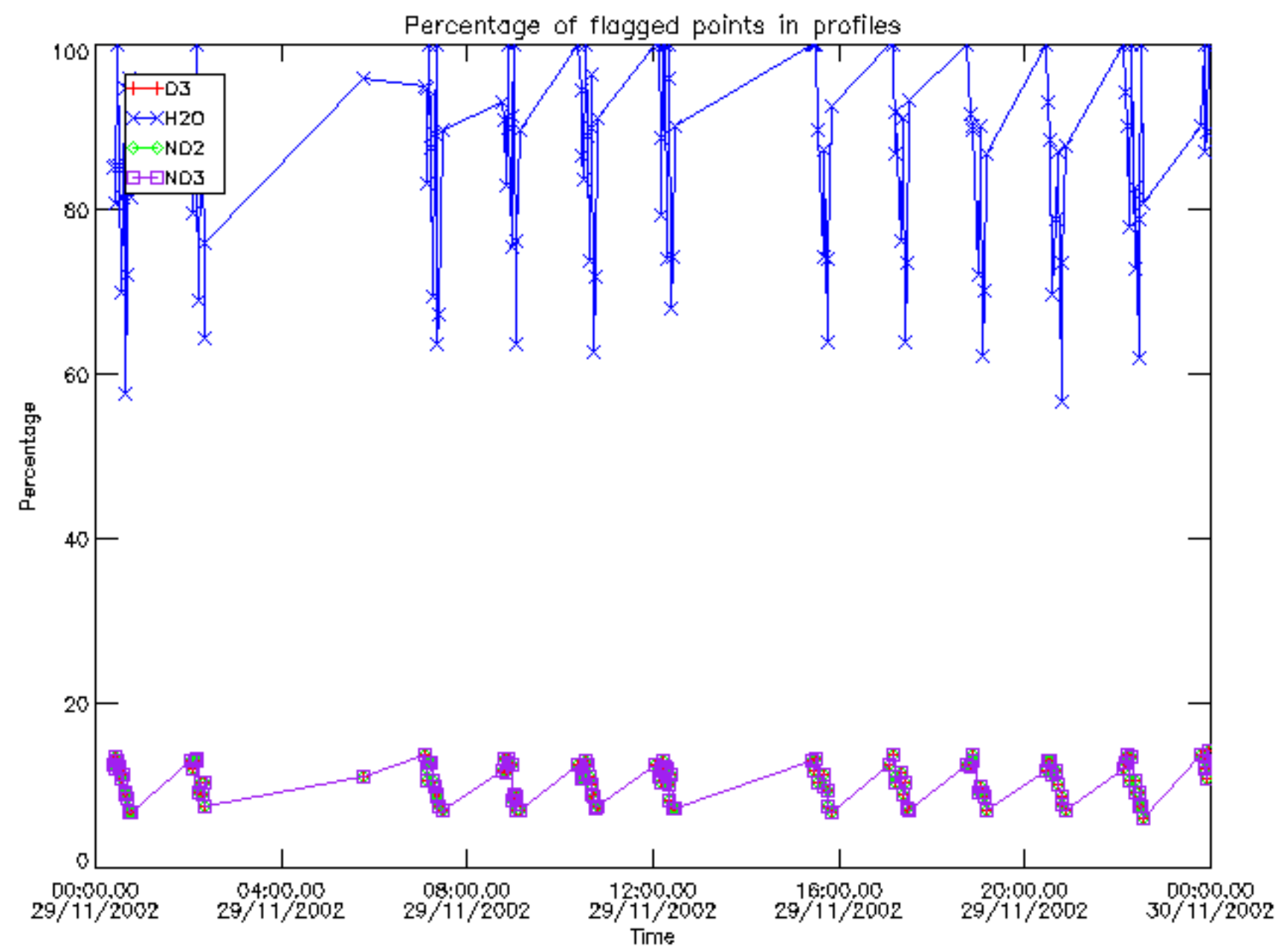




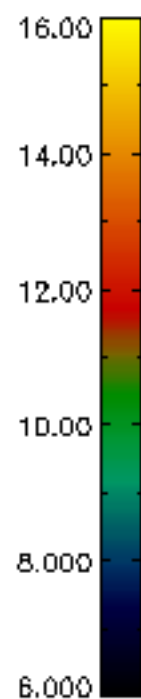
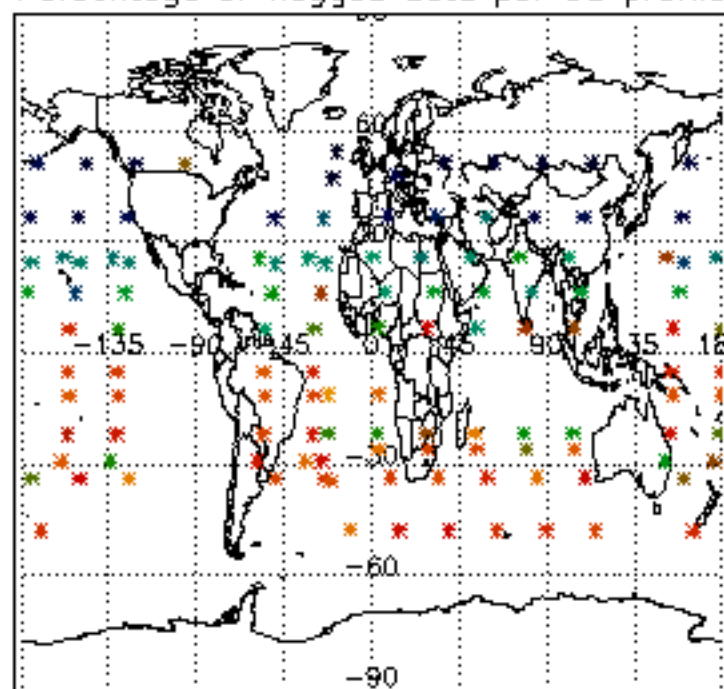
## 6. Auxiliary Data Files used for the production reported in section 2

The number reported in the third column indicates since which file (see list in section 2) the corresponding auxiliary file has been used. The fourth column is the date of those product files.

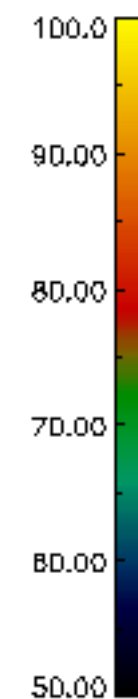
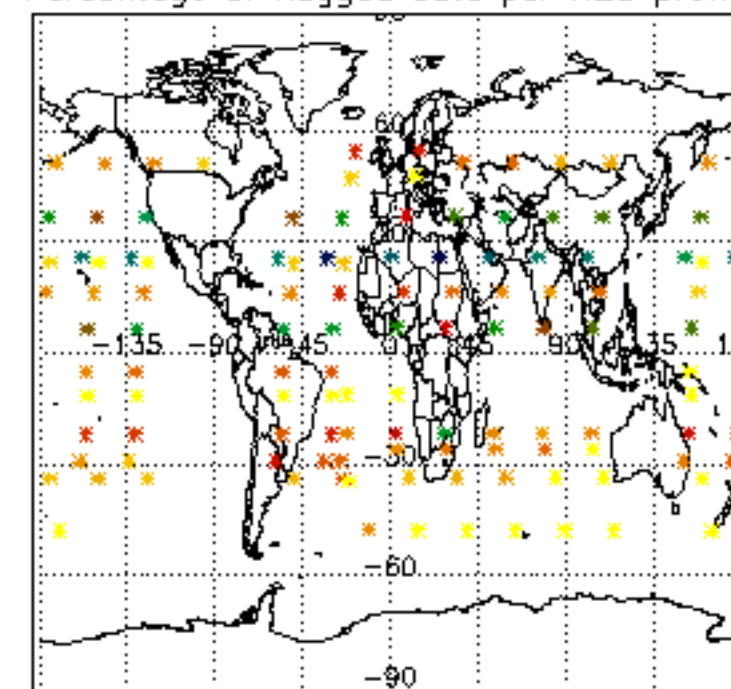
Type	Auxiliary Filename	Used since product	Used since product date
INST_PHYS_CHARACTERISTICS	GOM_INS_AXNIEC20050627_150440_20020301_000000_20100101_000000	1	29-NOV-2002 00:00:18
LEVEL-2_PROC_CONFIG	GOM_PR2_AXVIEC20091111_152718_20020301_000000_20500101_000000	1	29-NOV-2002 00:00:18
CROSS_SECTIONS_FILE	GOM_CRS_AXVIEC20091111_154832_20020301_000000_20500101_000000	1	29-NOV-2002 00:00:18



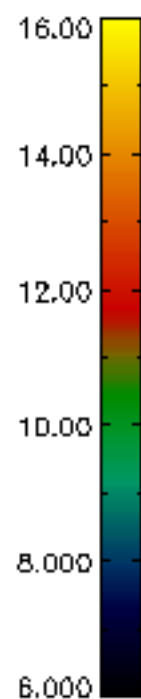
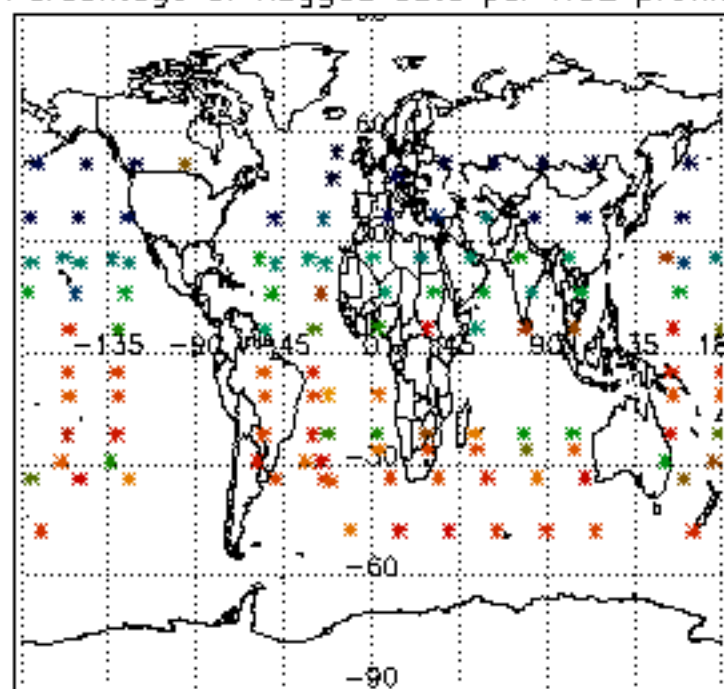
Percentage of flagged data per D3 profile



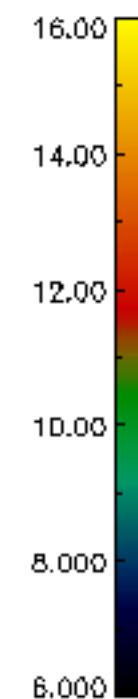
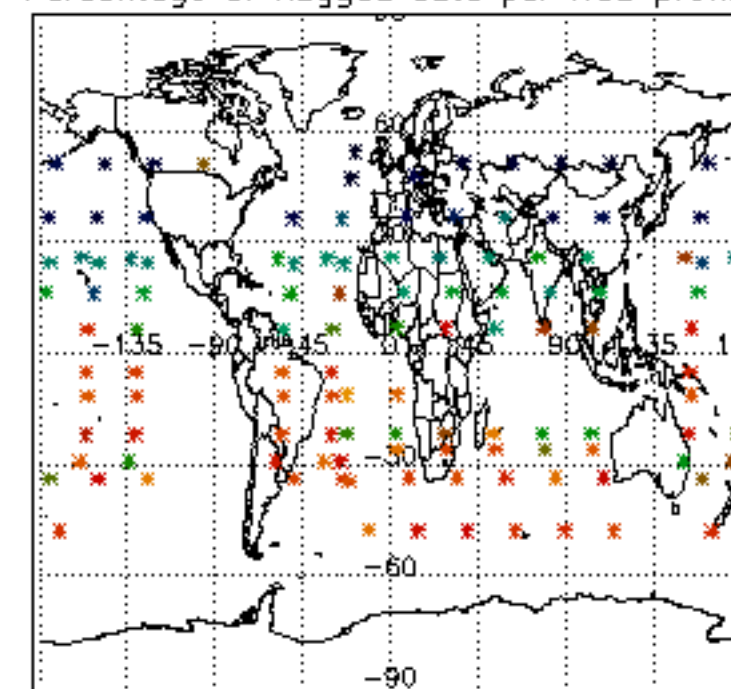
Percentage of flagged data per H2O profile



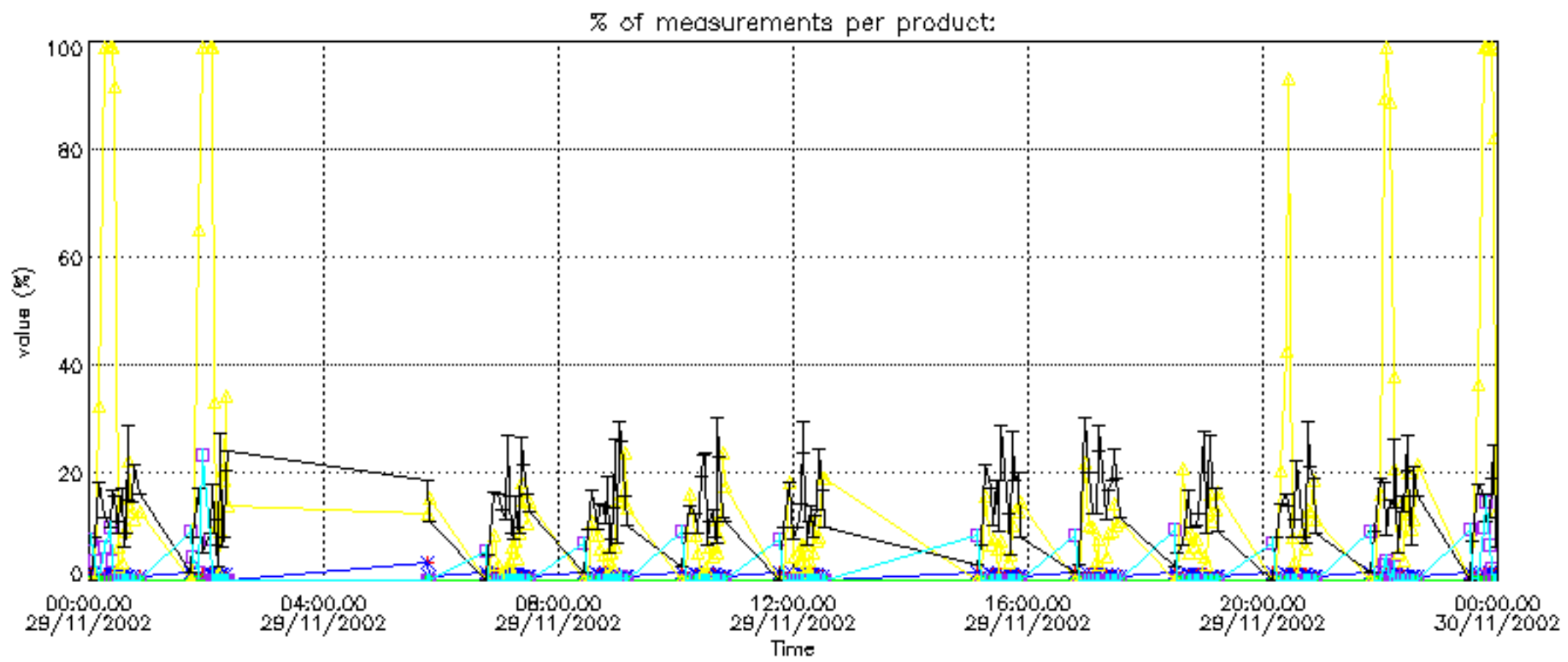
Percentage of flagged data per NO2 profile

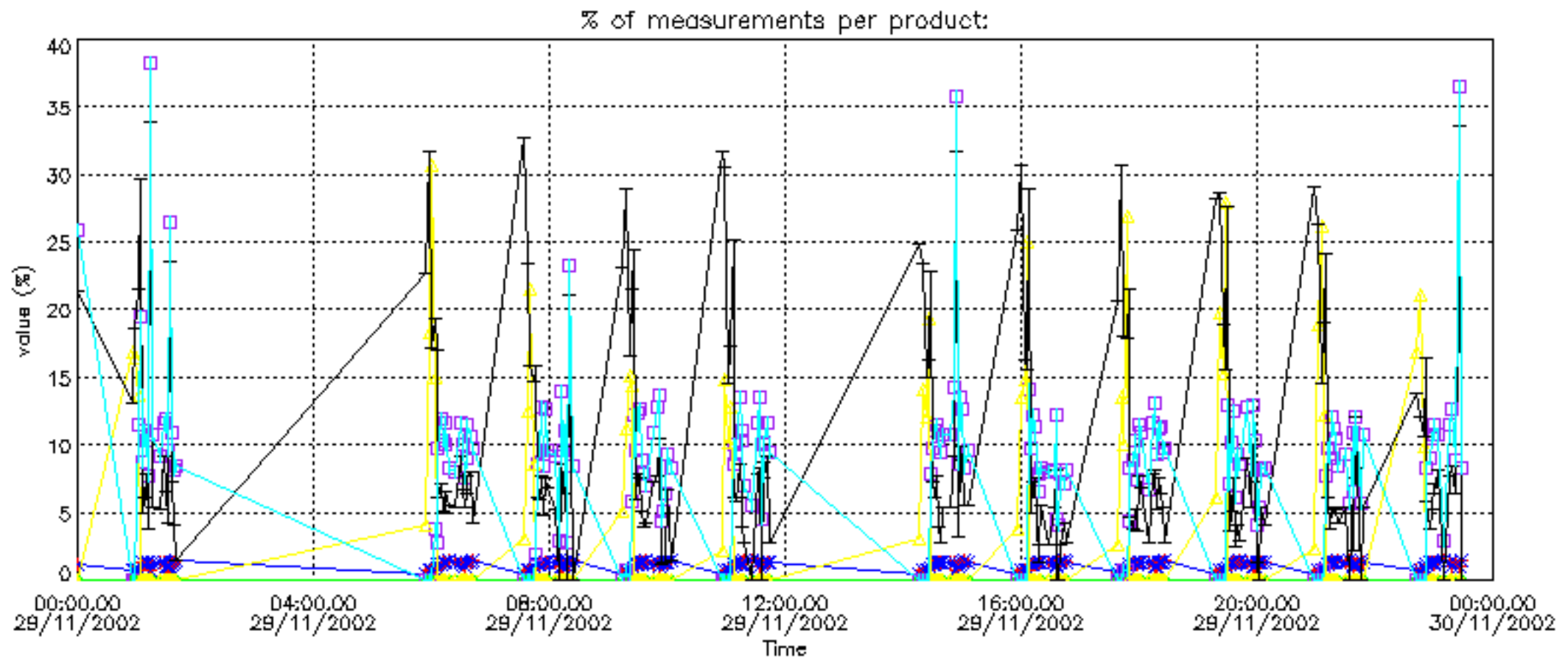


Percentage of flagged data per NO3 profile

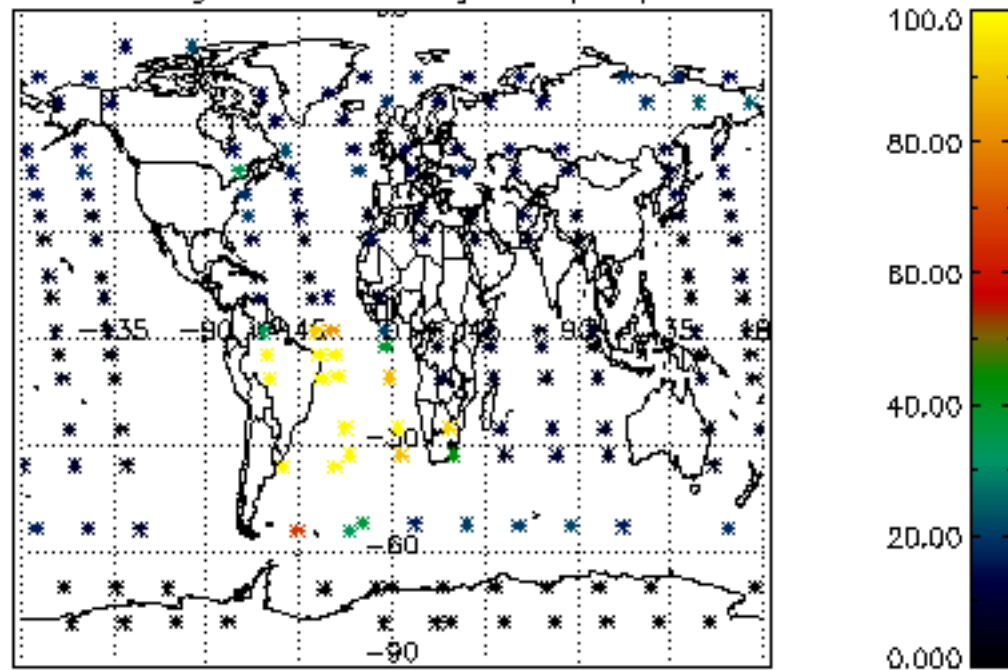




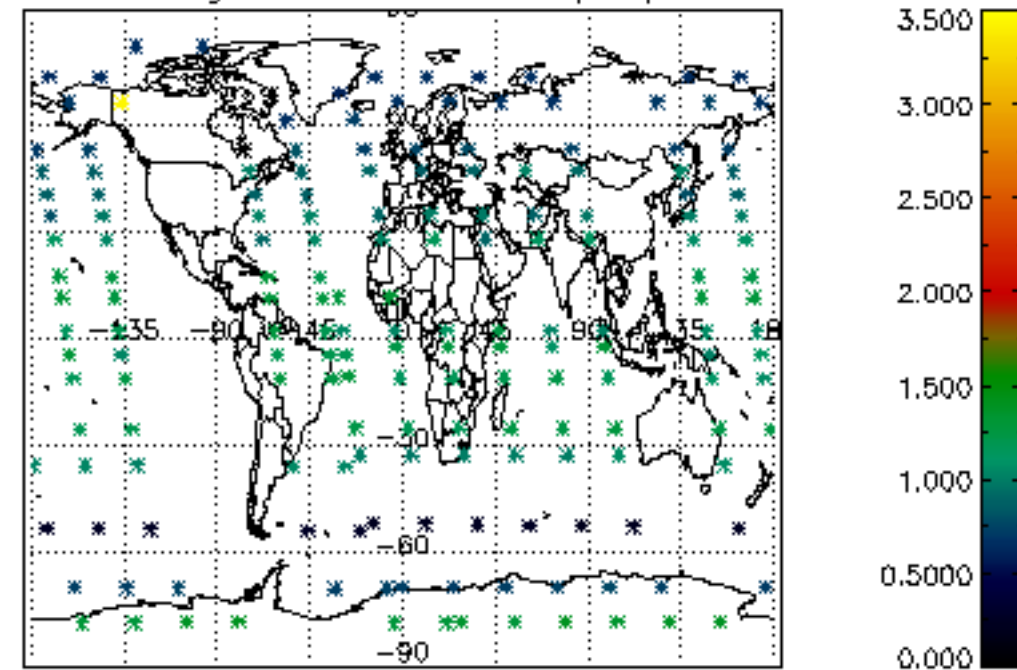




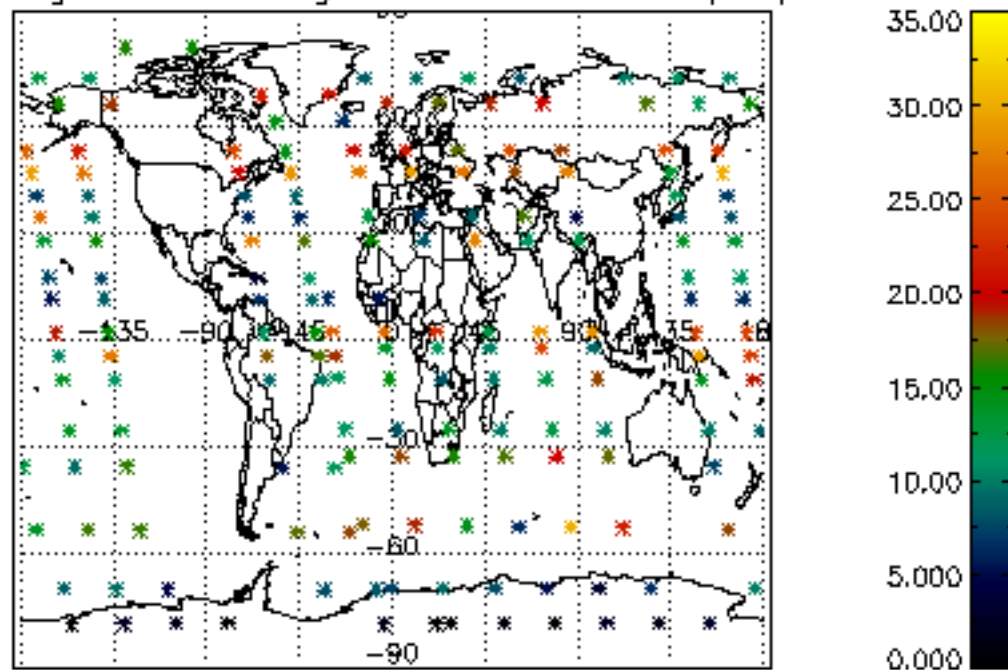
Percentage of cosmic ray hits per profile



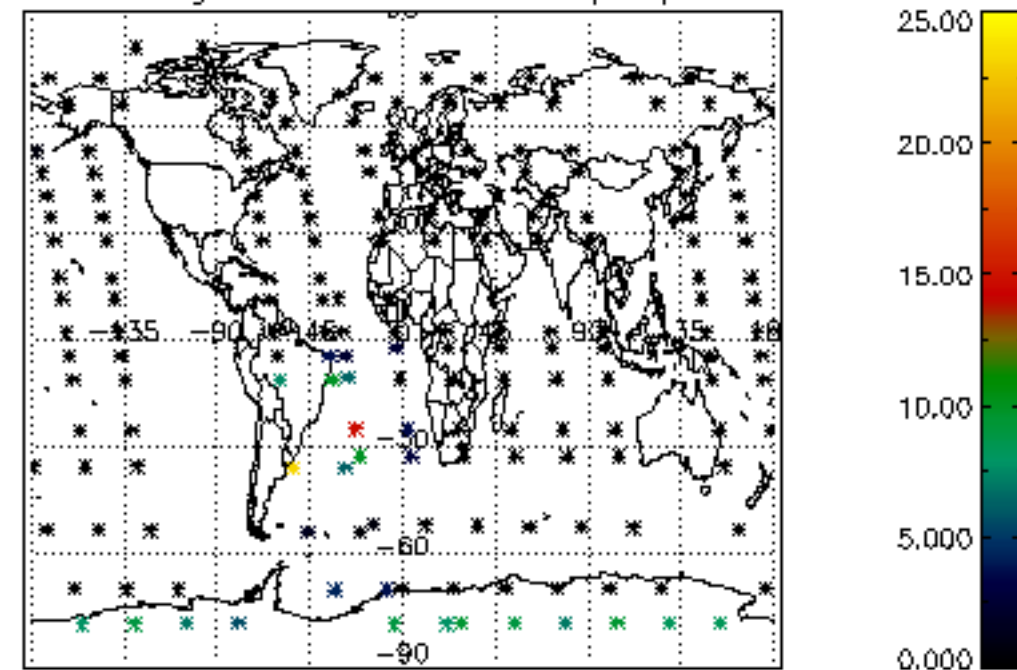
Percentage of datation errors per profile



Percentage of star falling outside central band per profile

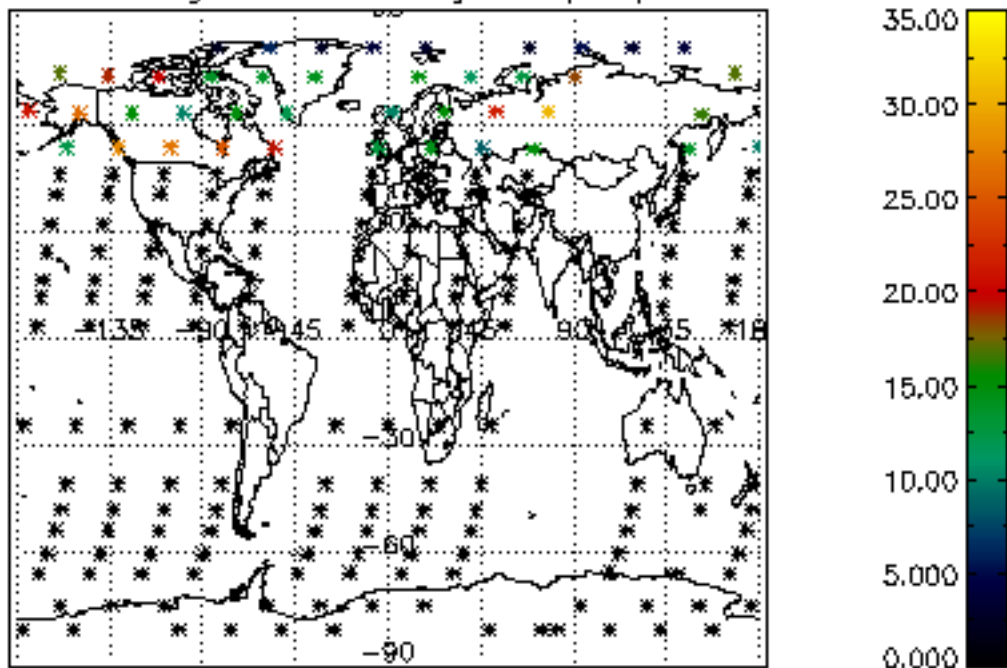


Percentage of saturation errors per profile

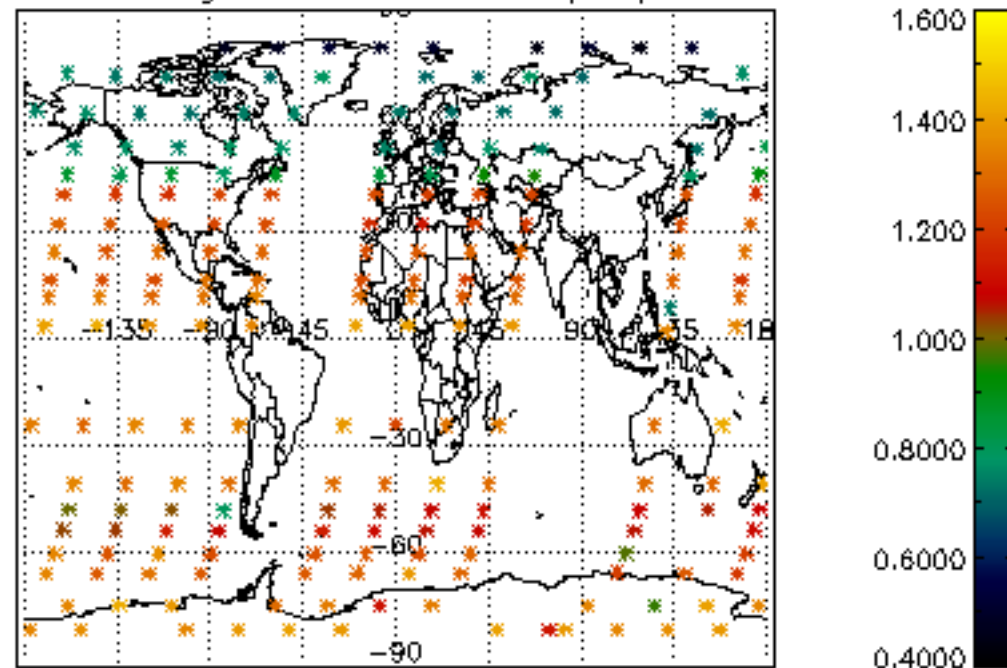




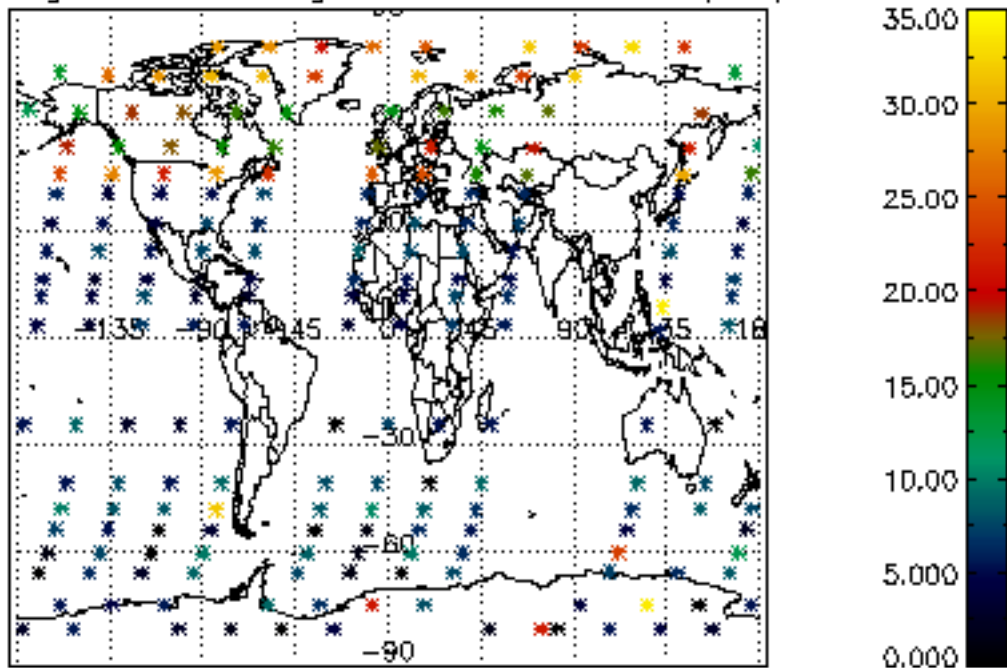
Percentage of cosmic ray hits per profile



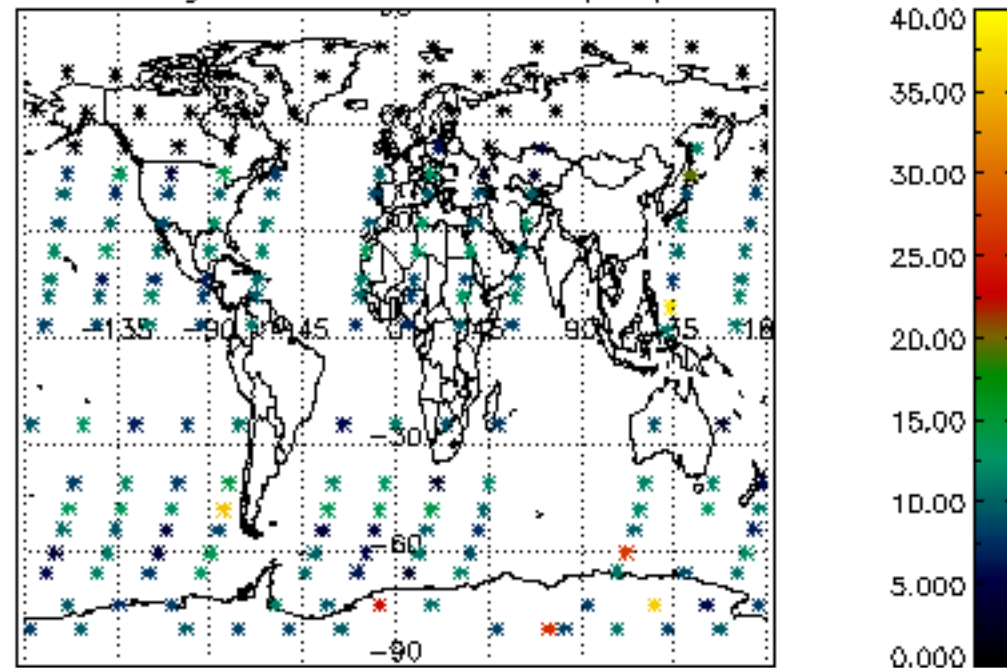
Percentage of datation errors per profile

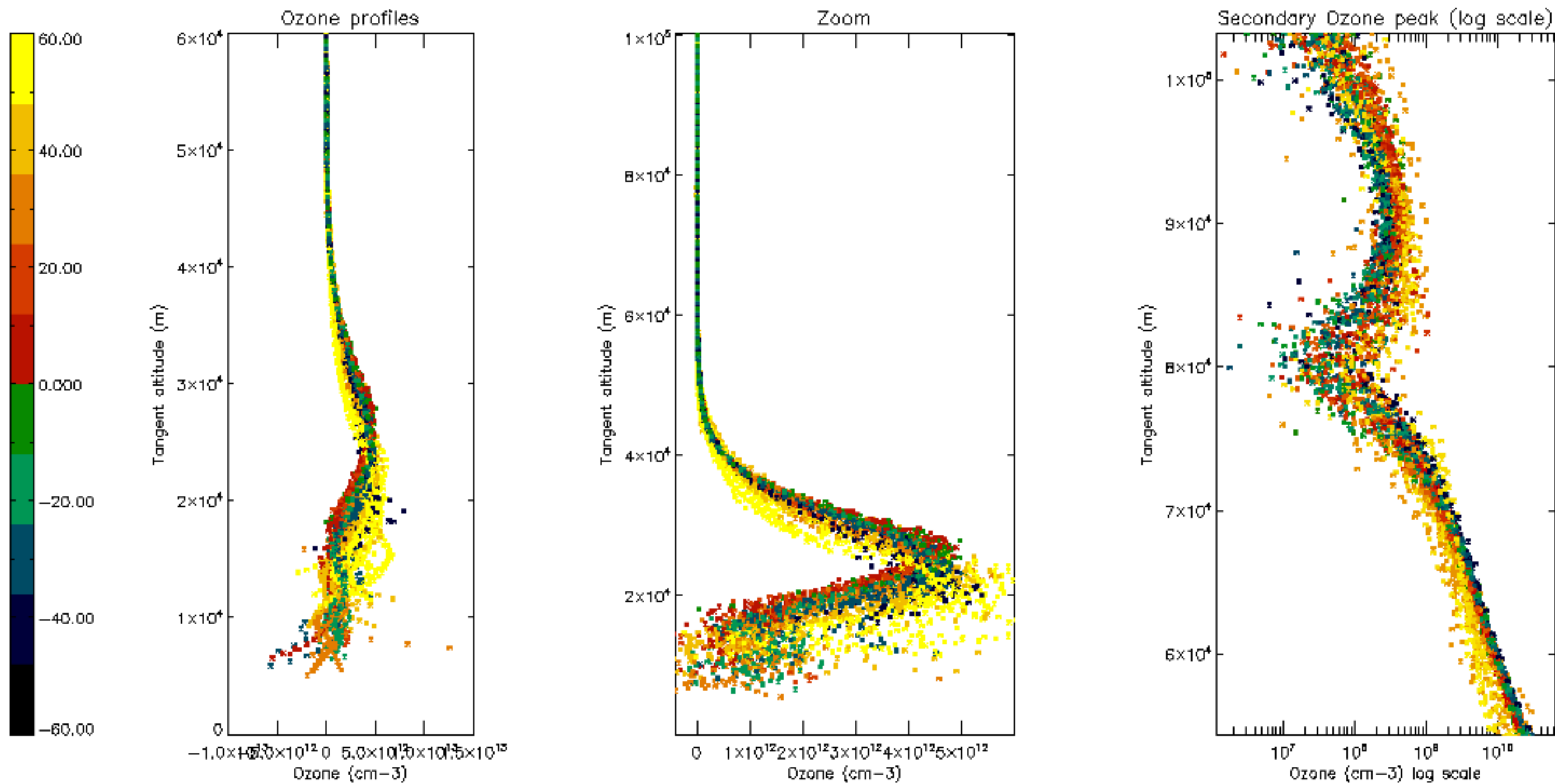


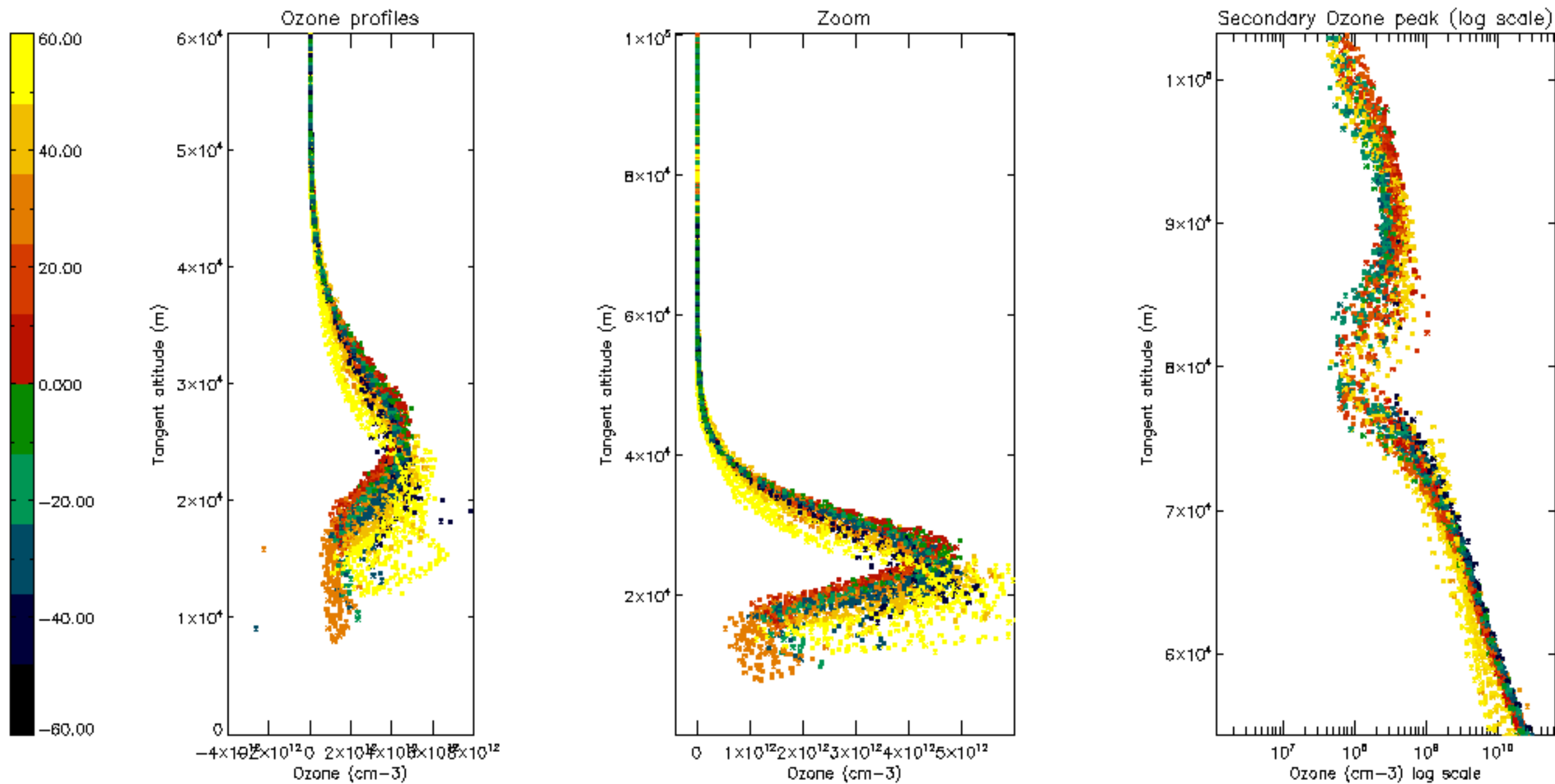
Percentage of star falling outside central band per profile



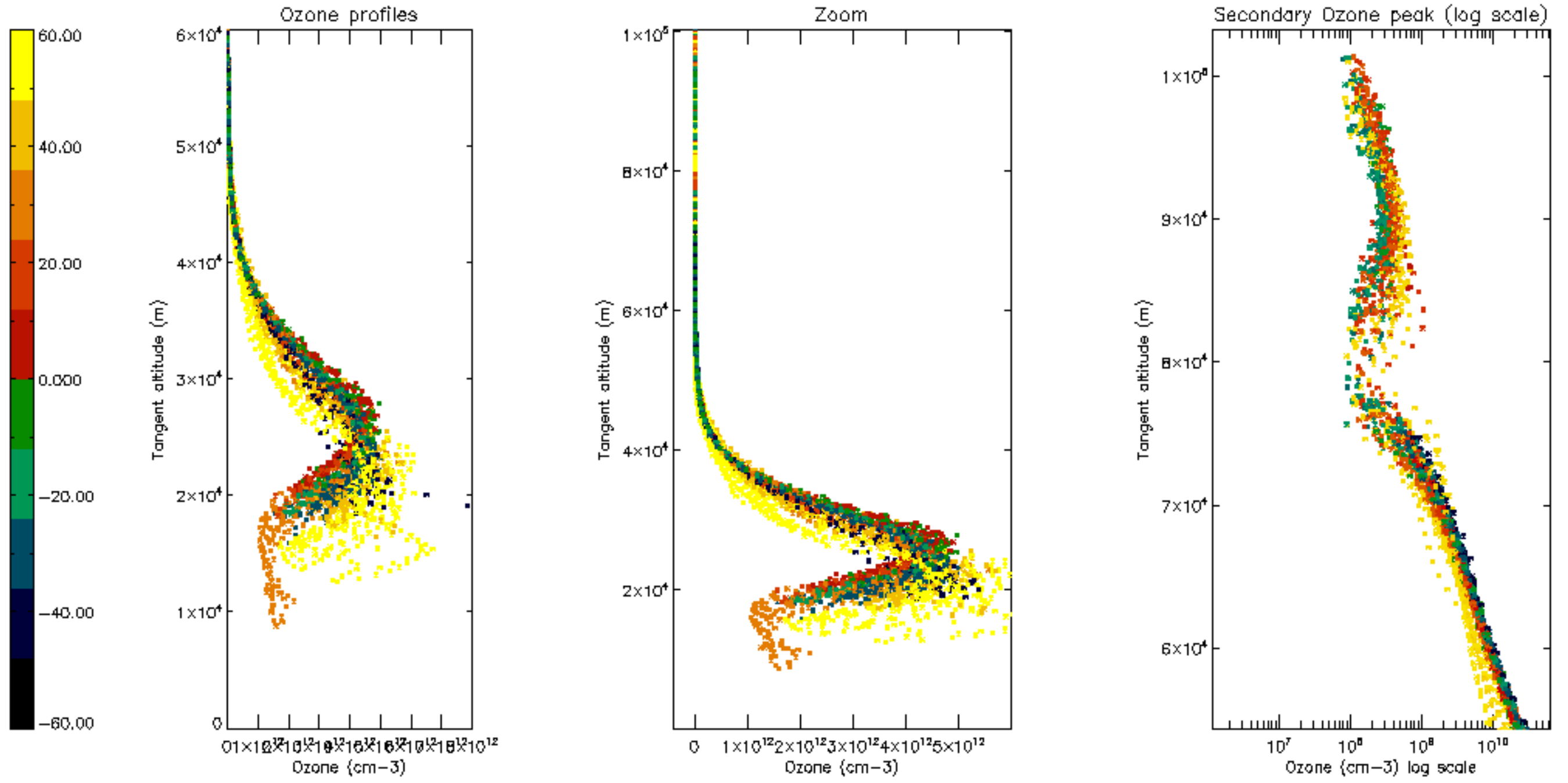
Percentage of saturation errors per profile

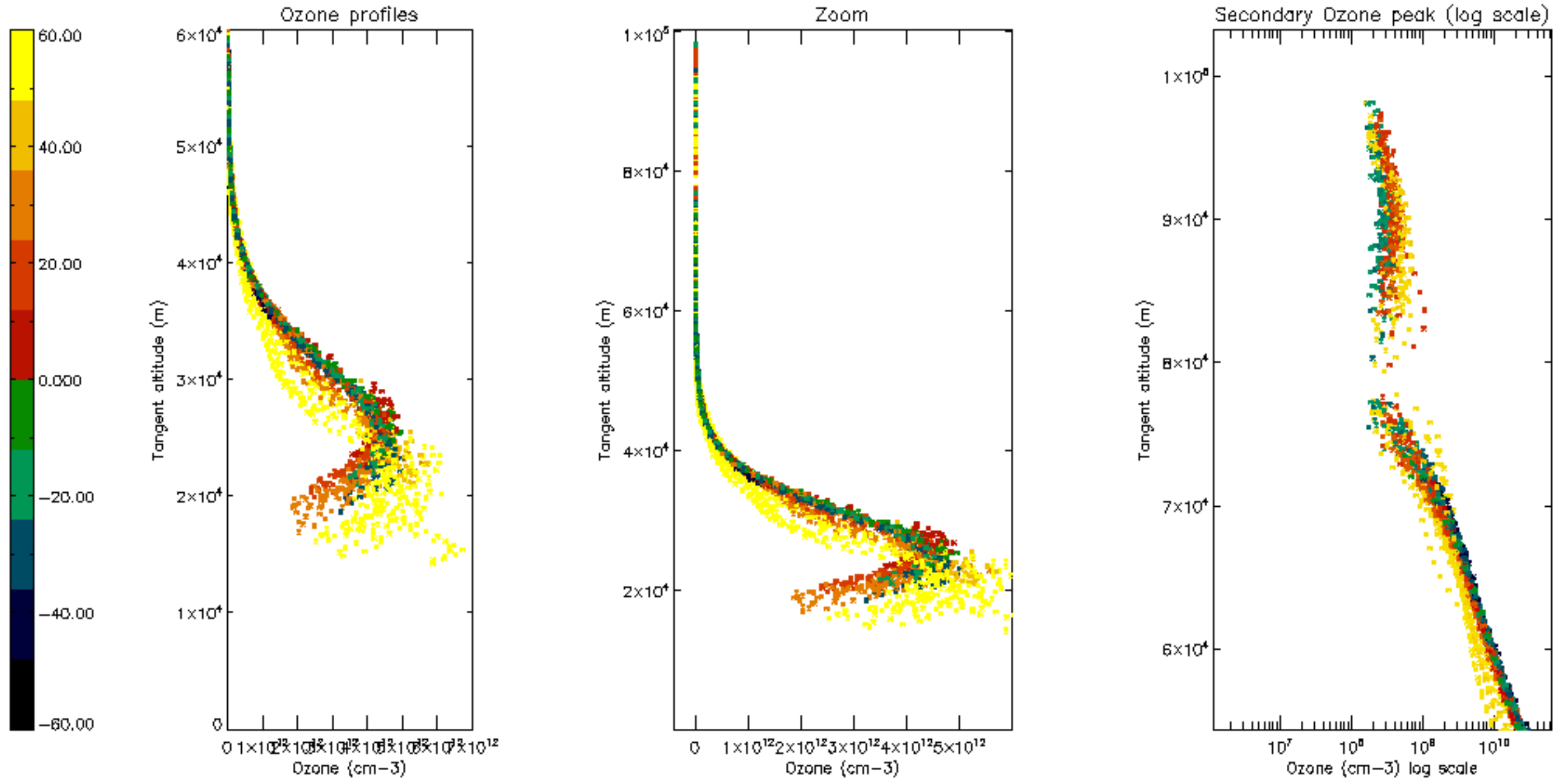


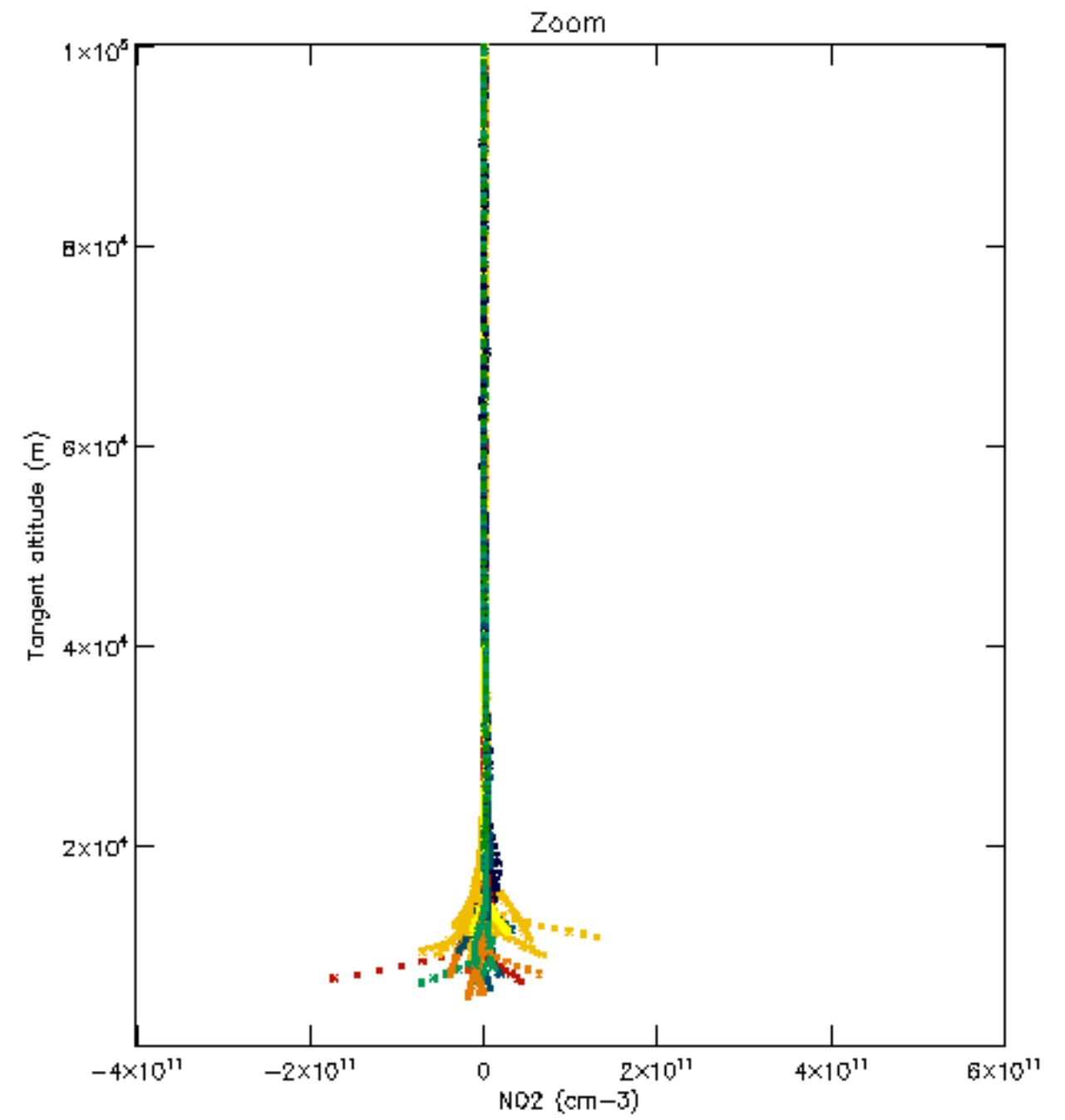
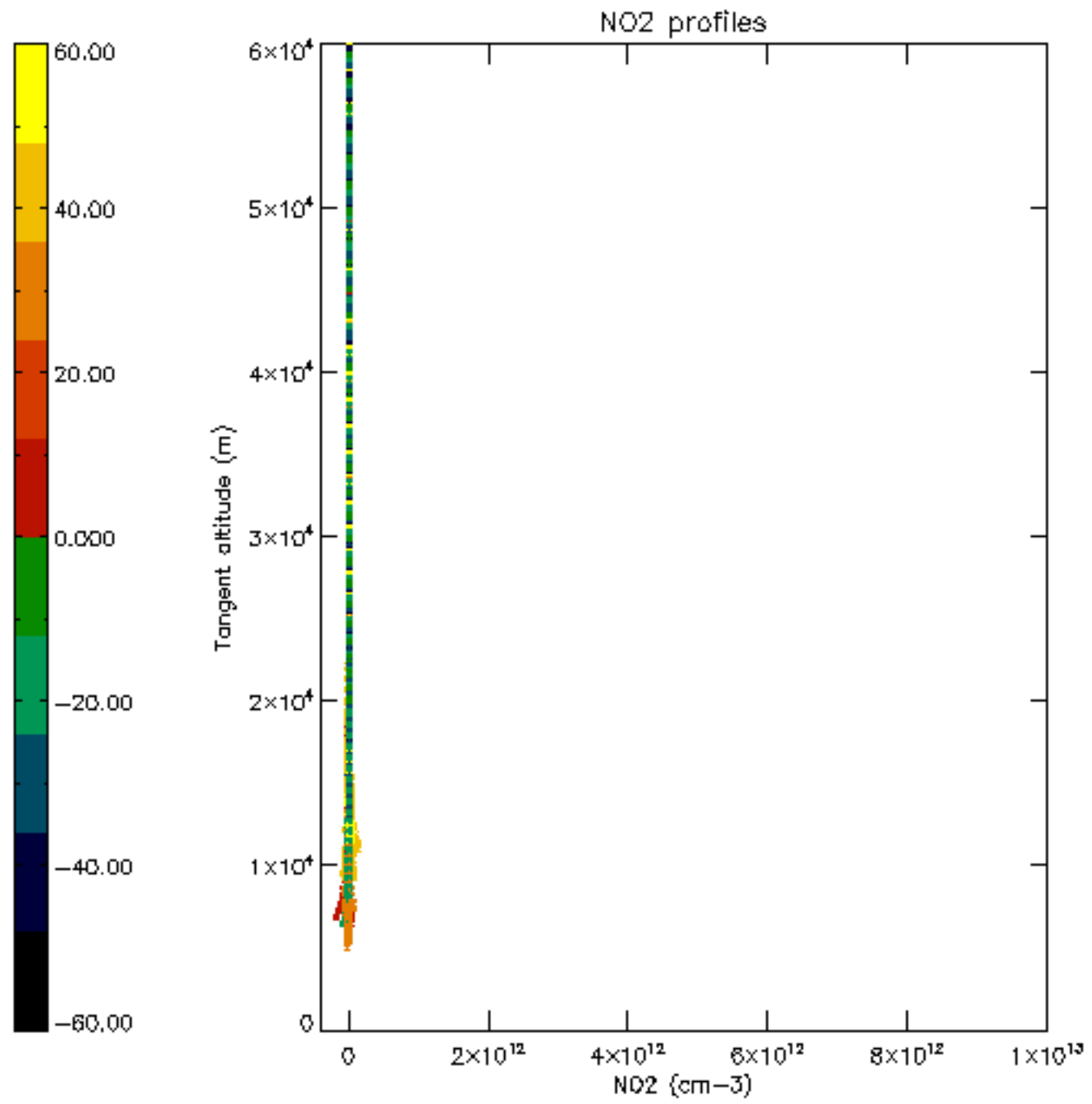




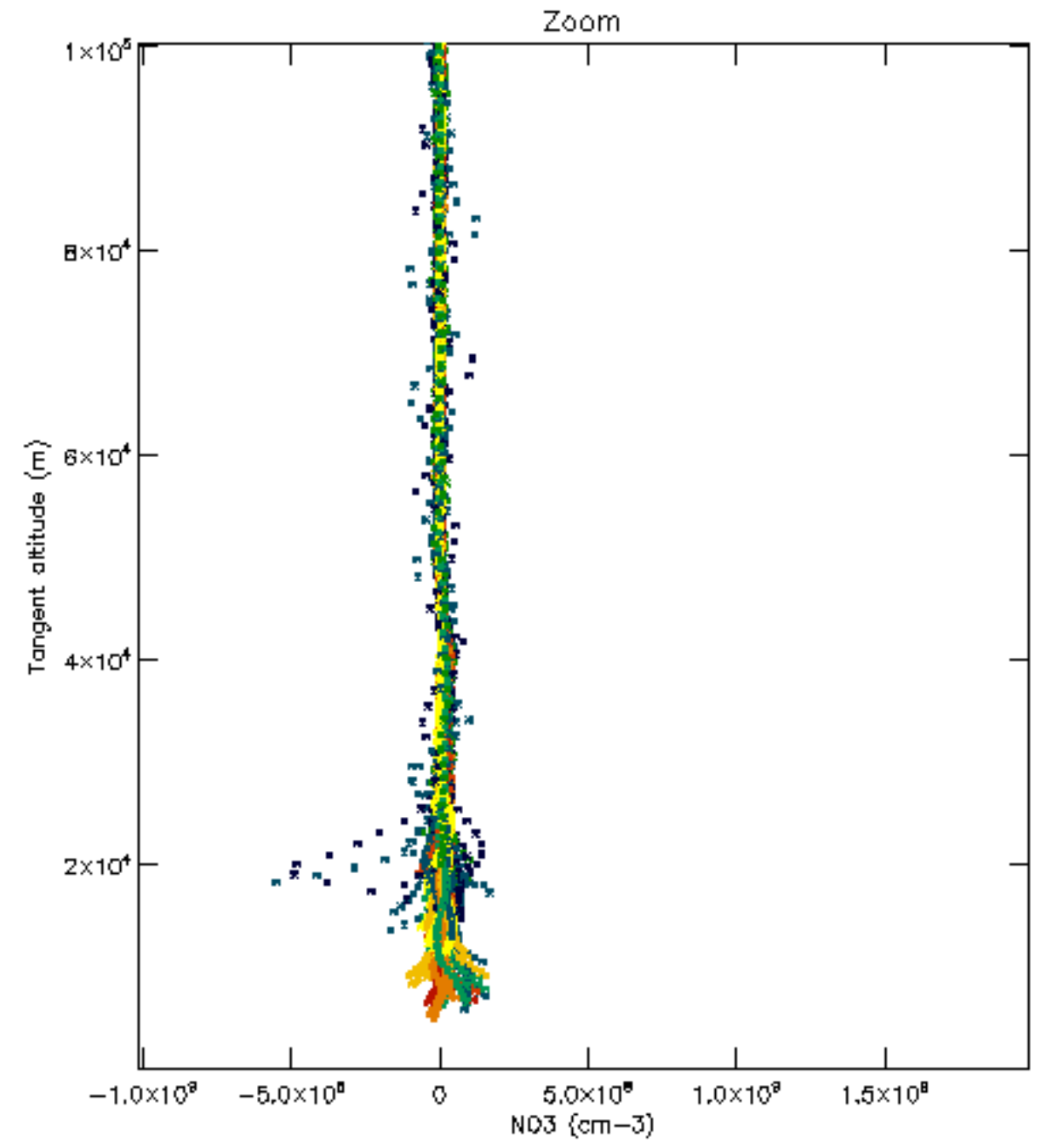
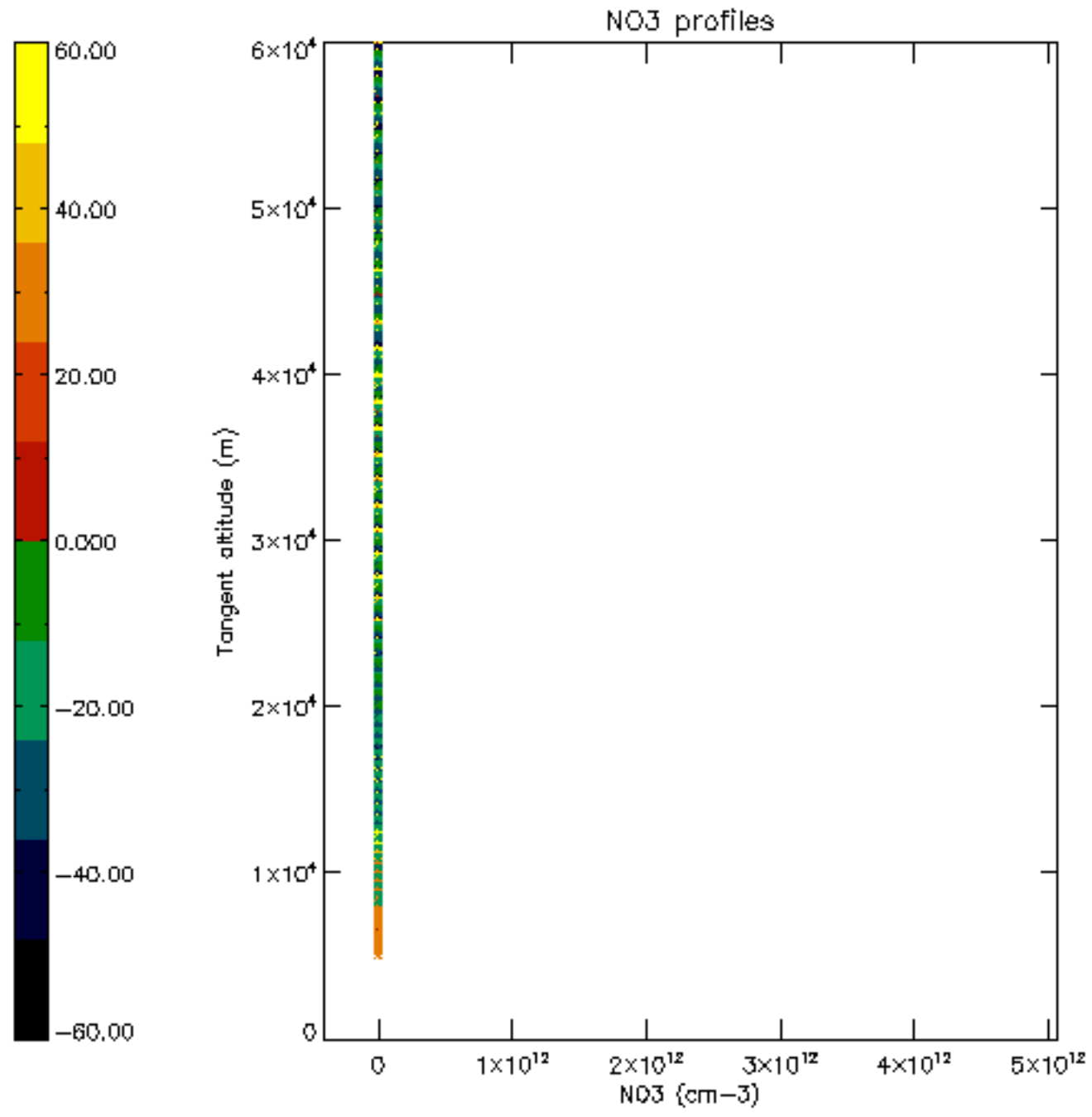


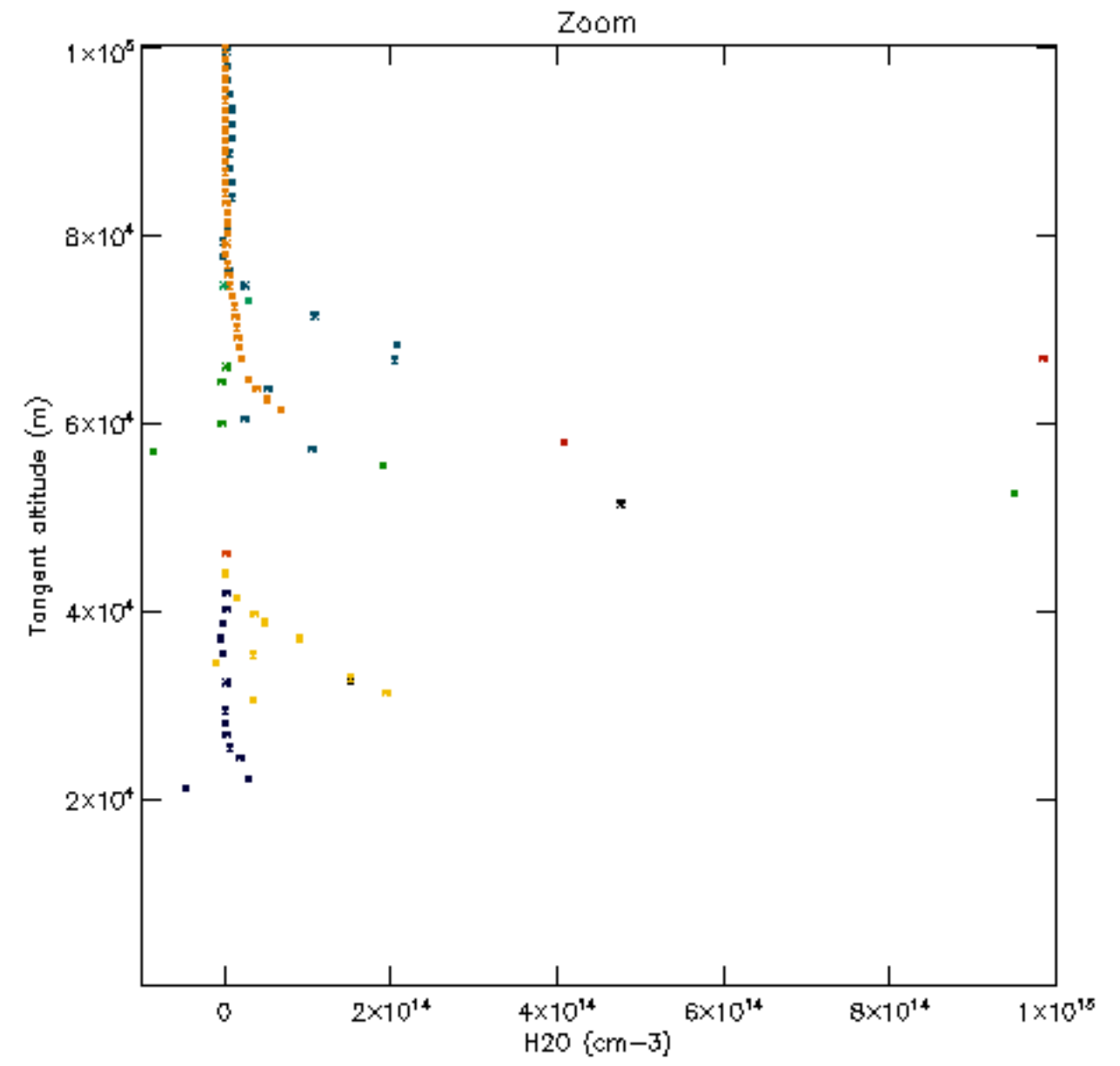
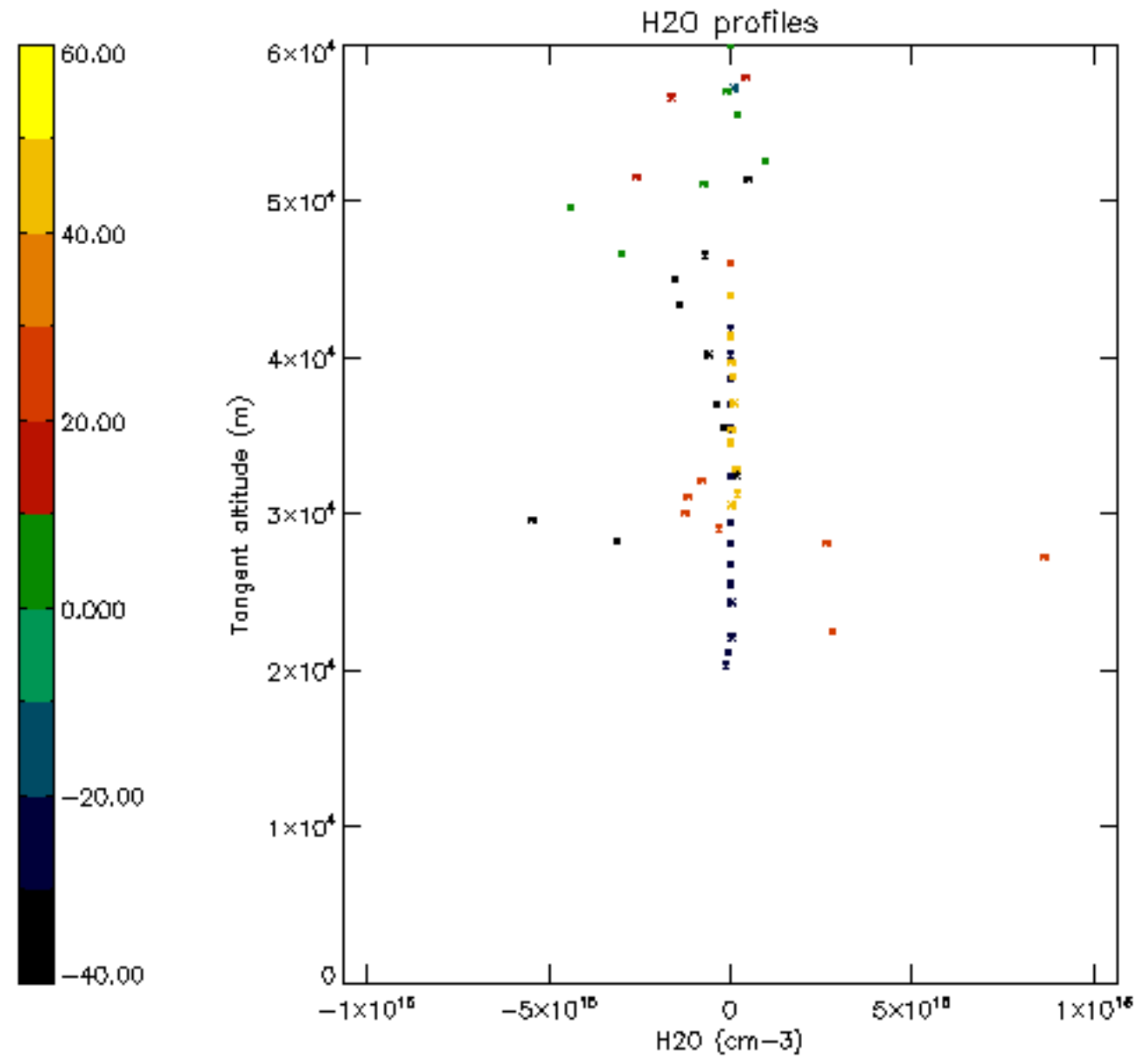


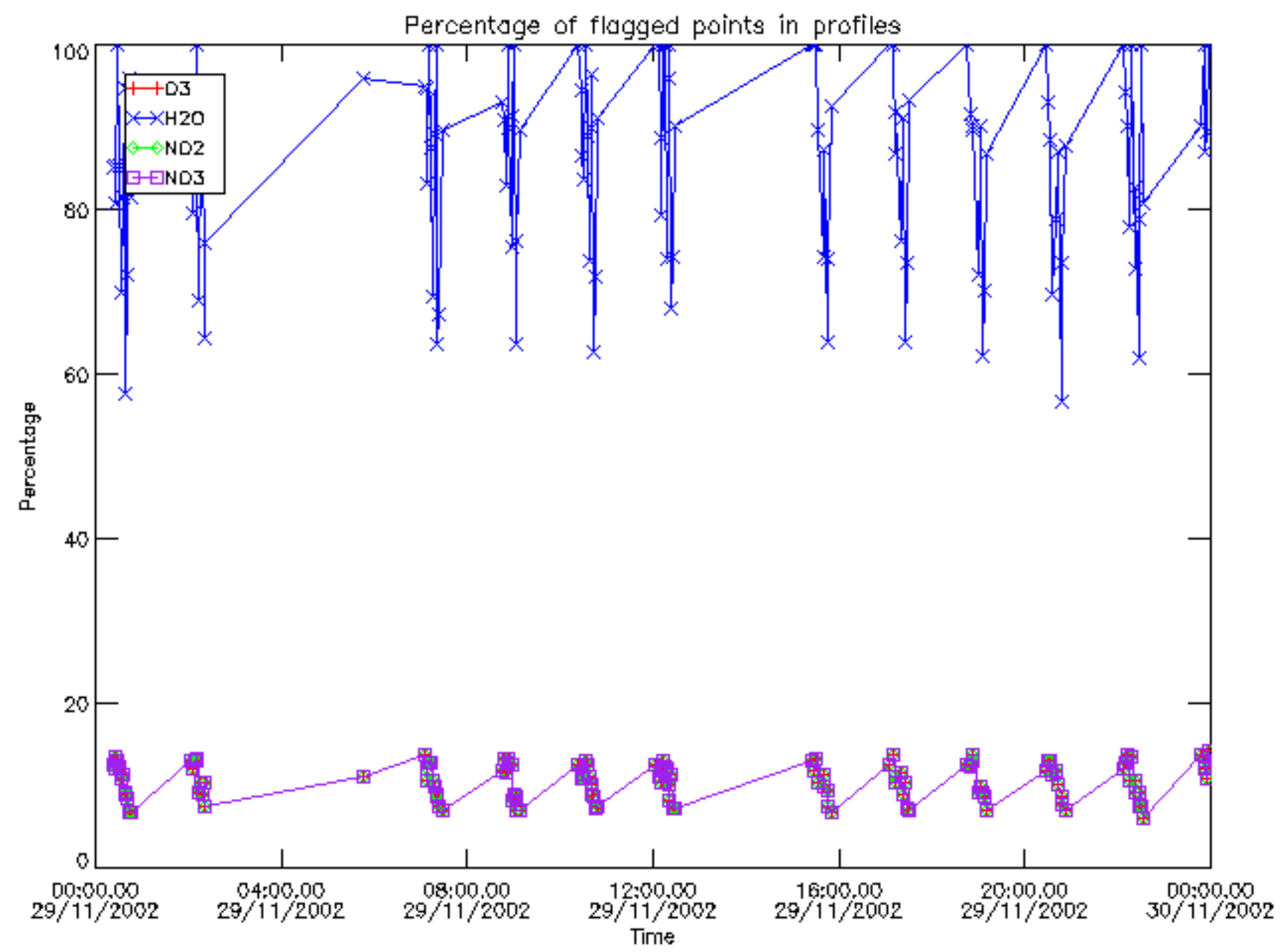






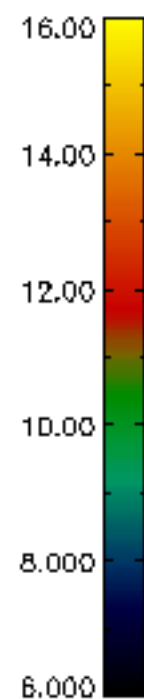
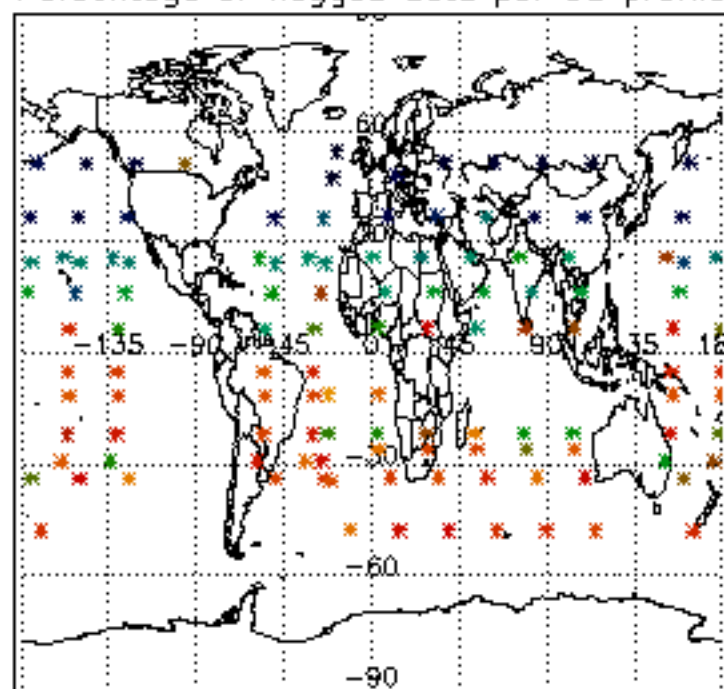




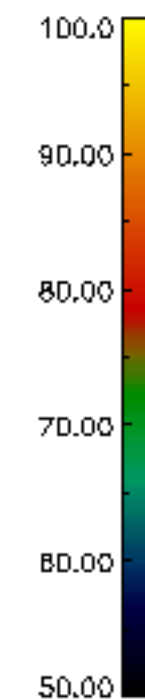
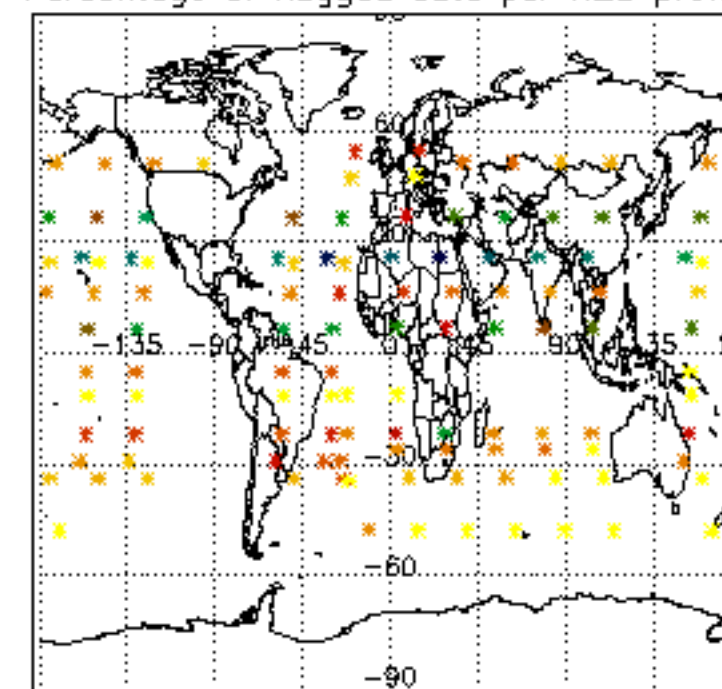




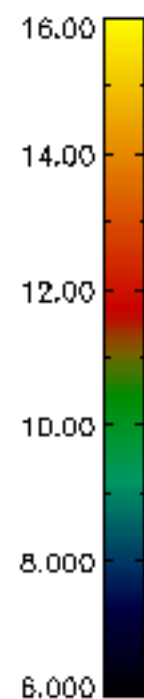
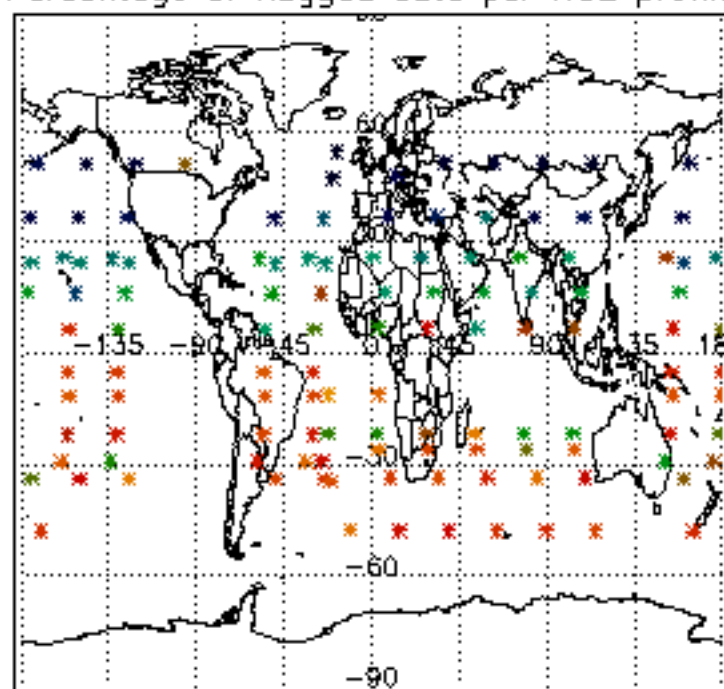
Percentage of flagged data per D3 profile



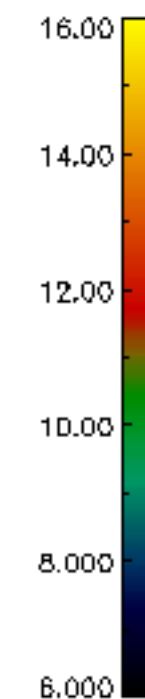
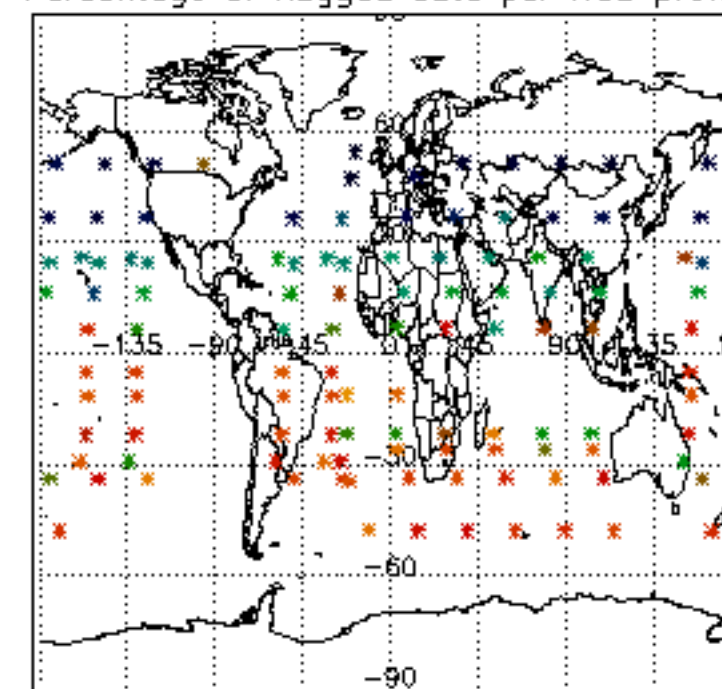
Percentage of flagged data per H2O profile

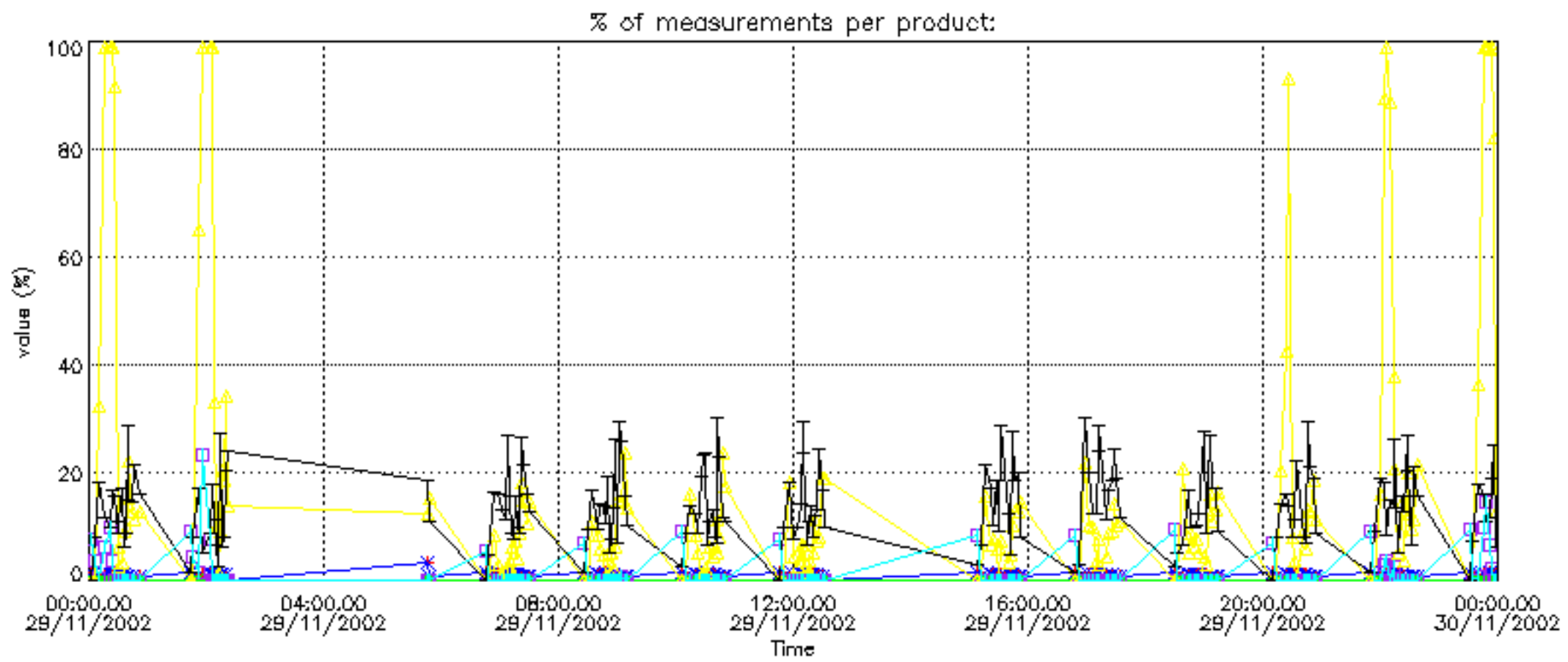


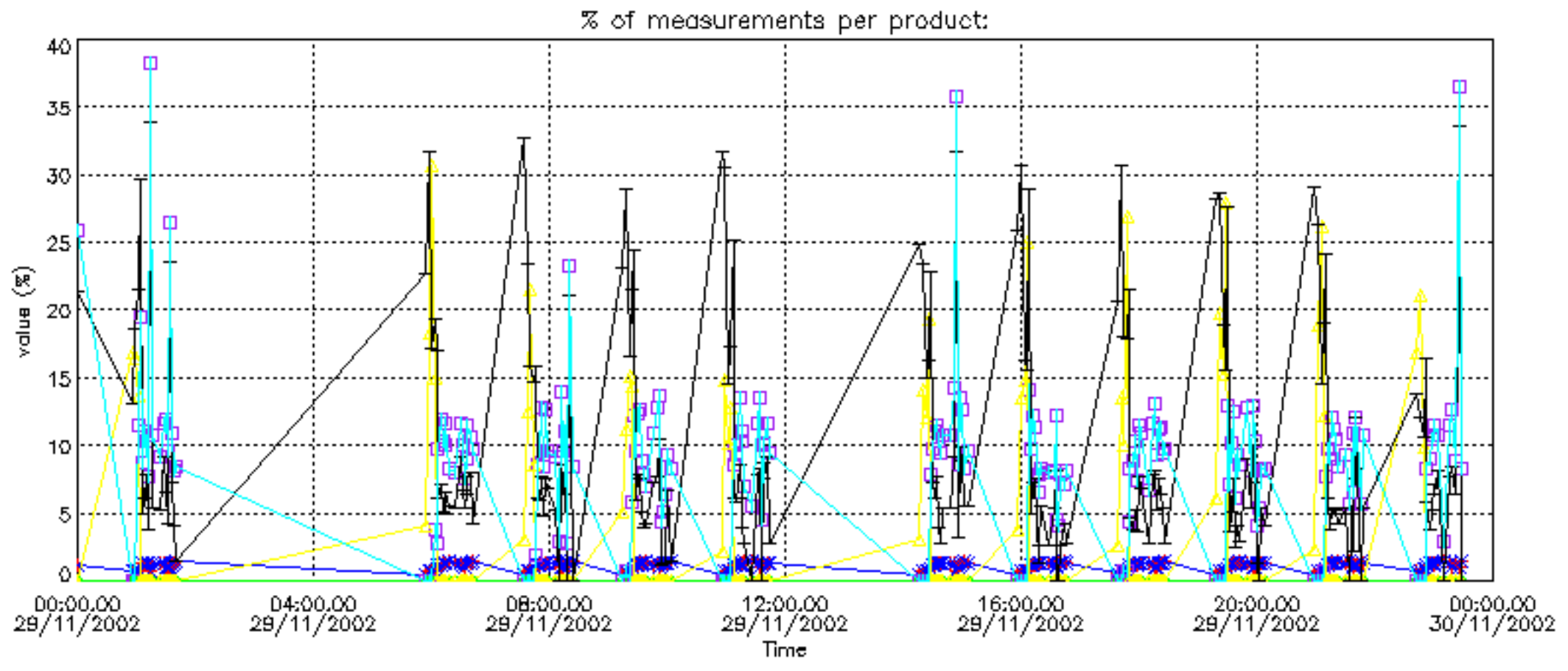
Percentage of flagged data per NO2 profile



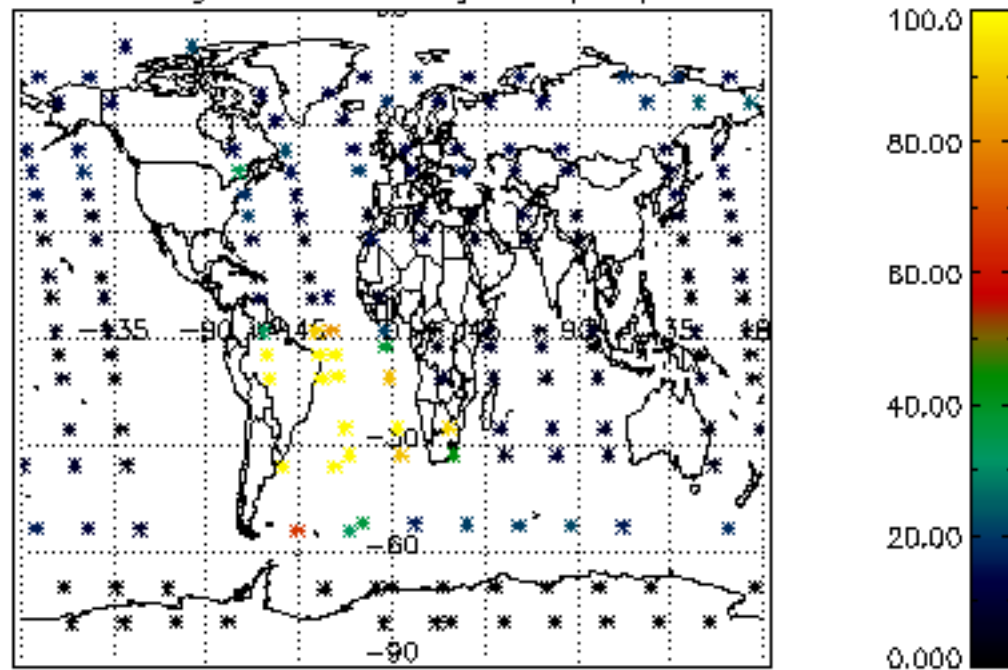
Percentage of flagged data per NO3 profile



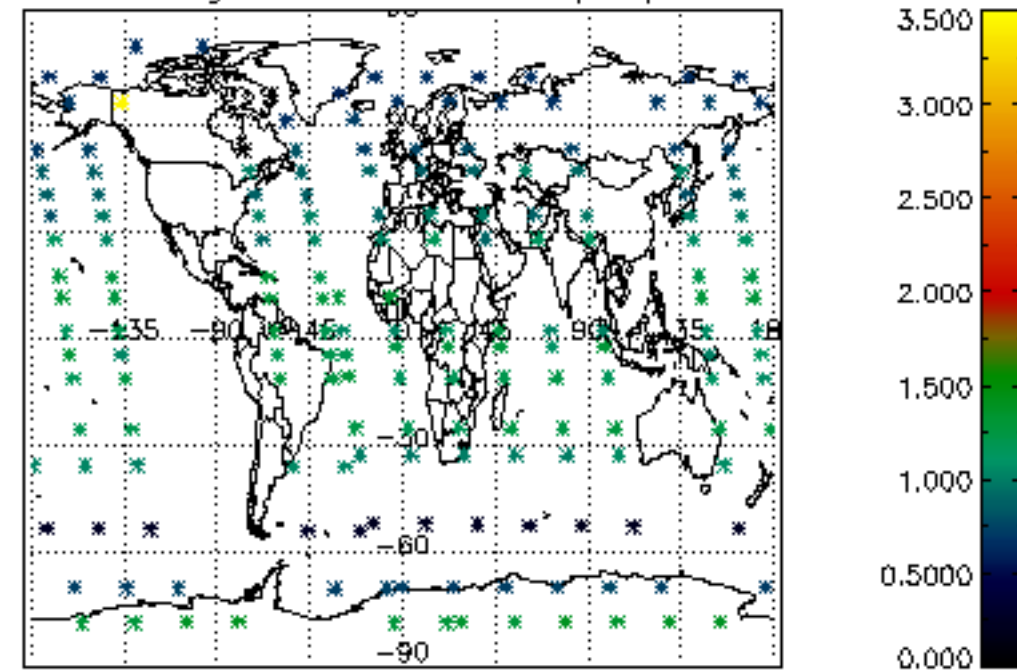




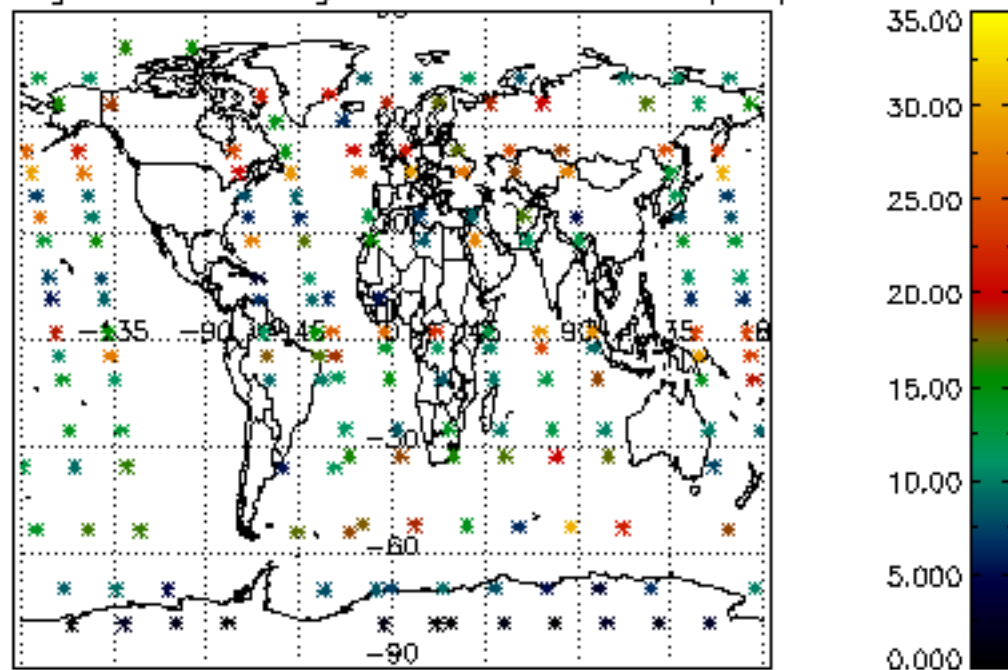
Percentage of cosmic ray hits per profile



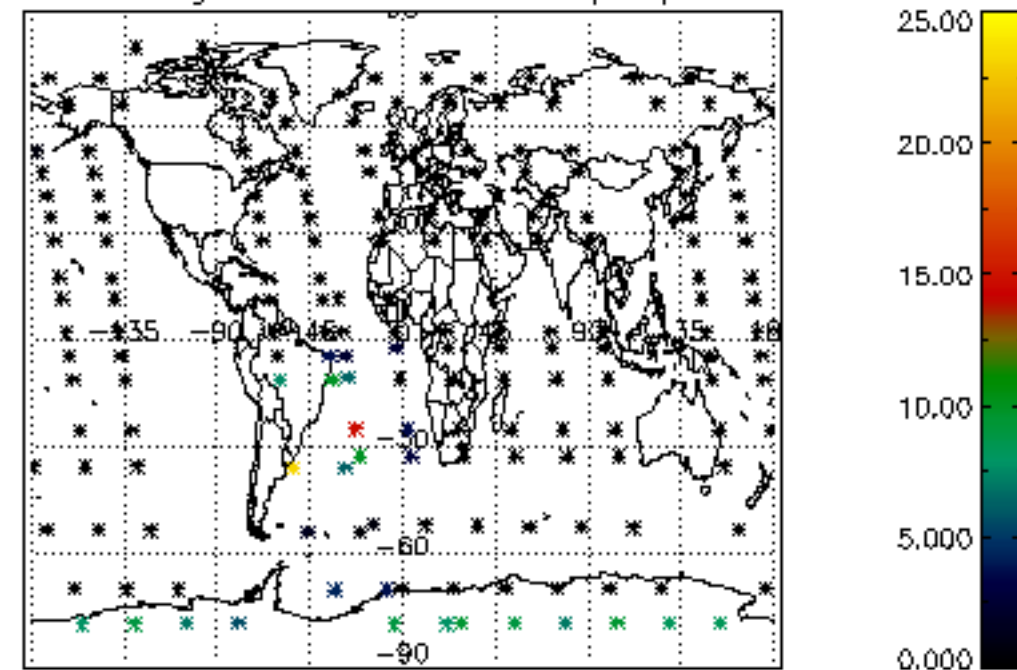
Percentage of datation errors per profile



Percentage of star falling outside central band per profile

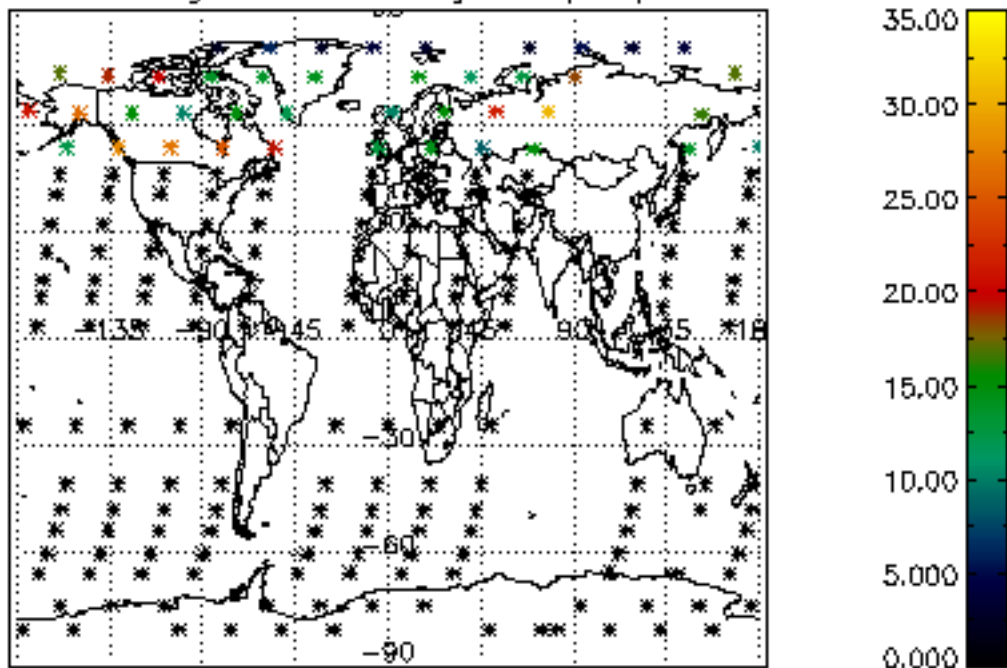


Percentage of saturation errors per profile

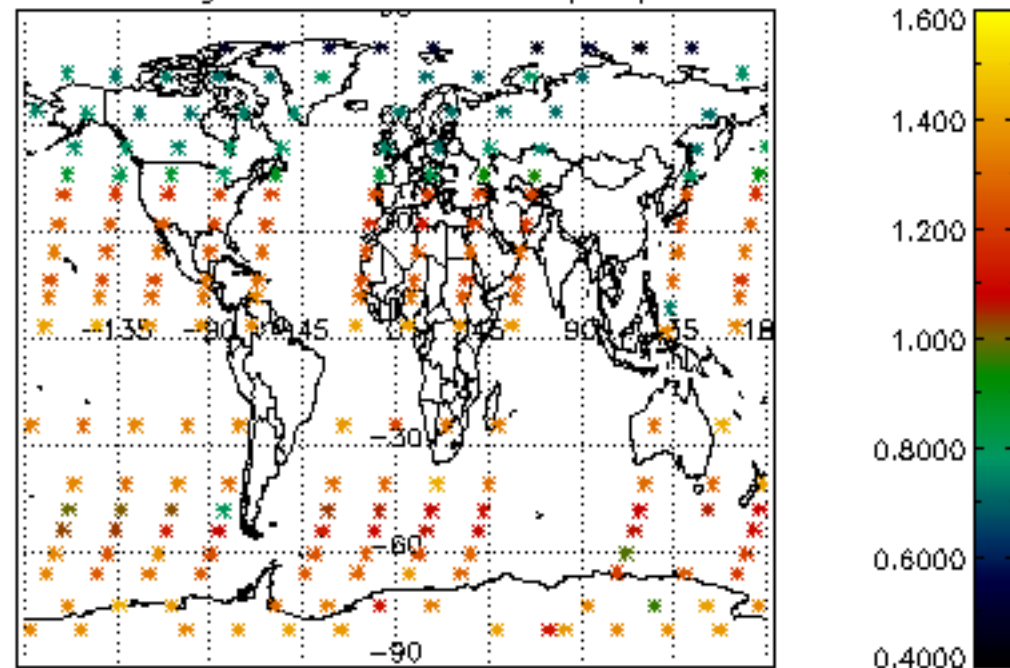




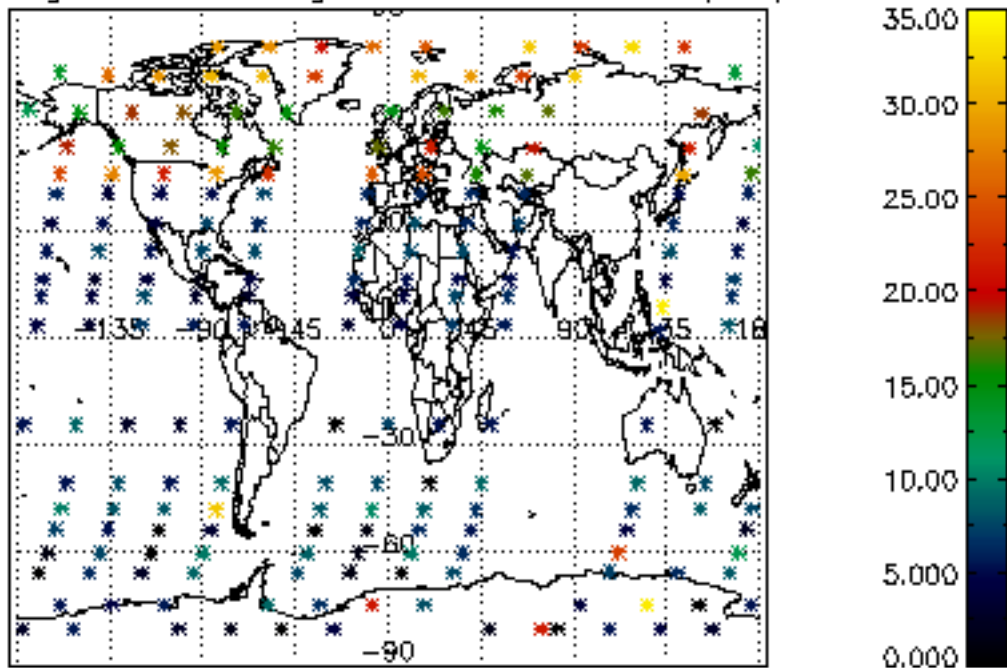
Percentage of cosmic ray hits per profile



Percentage of datation errors per profile



Percentage of star falling outside central band per profile



Percentage of saturation errors per profile

