

# GOMOS Level 2 Daily Report

## SUMMARY

### [1. General Info](#)

### [2. Summary of processed GOM\\_NL\\_2P products](#)

### [3. Level 2 Quality information per product](#)

#### [3.1 Plot of level 2 quality information per product \(time dependant\)](#)

#### [3.2 Plot of level 2 quality information per product \(world map\)](#)

### [4. Level 1 Quality information per product \(stored on level 2 products\)](#)

#### [4.1 Plot of level 1 quality information per product \(time dependant\)](#)

##### [4.1.1 Plot of level 1 quality information per product \(time dependant\): ASCENDING](#)

##### [4.1.2 Plot of level 1 quality information per product \(time dependant\): DESCENDING](#)

#### [4.2 Plot of level 1 quality information per product \(world map\)](#)

##### [4.2.1 Plot of level 1 quality information per product \(world map\): ASCENDING](#)

##### [4.2.2 Plot of level 1 quality information per product \(world map\): DESCENDING](#)

### [5. Ozone profiles based on quality statistics and other trace gas profiles](#)

#### [5.1 Ozone statistics based on quality of products](#)

#### [5.2 Plot ozone profiles for all STD \(dark without errors\)](#)

#### [5.3 Plot ozone profiles where STD < 20% \(dark without errors\)](#)

#### [5.4. Plot ozone profiles where STD < 10% \(dark without errors\)](#)

#### [5.5. Plot ozone profiles where STD < 5% \(dark without errors\)](#)

#### [5.6 Plot NO2 profiles for all STD \(dark without errors\)](#)

#### [5.7 Plot NO3 profiles for all STD \(dark without errors\)](#)

#### [5.8 Plot H2O profiles \(only for occultations of stars 1,2,3,4,13,14,16,26,63 dark without errors\) for all STD](#)

### [6. Auxiliary Data Files used for the production reported in section 2](#)

This report presents the daily analysis on parameters extracted from GOMOS level 2 data (GOM\_NL\_\_2P). It is intended to monitor some important parameters that will impact the quality of these products. A list of level 2 products (and content) that have arrived during the reporting day to the PCF is also given.

Item	Value
Time of report generation	17APR2013 20:32:54
Data source version	GOMOS/6.01
Start time of products	27-11-2002 (27NOV2002 00:00:00)
Stop time of products	28-11-2002 (28NOV2002 00:00:00)
Store outputs in DB	Yes
Nb of level 2 prods	506
Nb of prods with errors	5

## 2. Summary of processed GOM\_NL\_\_2P products.

Nr	Filename	UTC Start time	Limb	Duration	Star Id	Star Name	Star Mag	Star Temp	Nb Meas	Orbit	Prod. error
1	GOM_NL__2PRFIN20021127_000138_000000502011_00317_03878_9503.N1	27-NOV-2002 00:01:38	Dark	49.500	2	Alp Car	-0.73600	7000.0	99	3878	No
2	GOM_NL__2PRFIN20021127_000310_000000652011_00317_03878_9504.N1	27-NOV-2002 00:03:10	Dark	64.500	117	Pi Pup	2.7060	3800.0	129	3878	No
3	GOM_NL__2PRFIN20021127_000531_000000742011_00317_03878_9505.N1	27-NOV-2002 00:05:31	Dark	73.500	88	31Eta CMa	2.4480	20000.	147	3878	No
4	GOM_NL__2PRFIN20021127_000746_000000852011_00317_03878_9506.N1	27-NOV-2002 00:07:46	Dark	84.500	37	25Del CMa	1.8300	5900.0	169	3878	No
5	GOM_NL__2PRFIN20021127_001338_000000802011_00317_03878_9507.N1	27-NOV-2002 00:13:38	Straylight	80.000	47	2Bet CMa	1.9760	28000.	160	3878	No
6	GOM_NL__2PRFIN20021127_001615_000000522011_00317_03878_9508.N1	27-NOV-2002 00:16:15	Straylight	51.500	165	34Gam Eri	2.9500	3200.0	103	3878	No
7	GOM_NL__2PRFIN20021127_001804_000000722011_00317_03878_9509.N1	27-NOV-2002 00:18:04	Straylight	72.000	7	19Bet Ori	0.10000	14000.	144	3878	No
8	GOM_NL__2PRFIN20021127_002127_000000722011_00317_03878_9510.N1	27-NOV-2002 00:21:27	Twilight_stray	72.000	30	46Eps Ori	1.6940	30000.	144	3878	No
9	GOM_NL__2PRFIN20021127_002420_000000772011_00317_03878_9511.N1	27-NOV-2002 00:24:20	Bright	77.000	27	24Gam Ori	1.6360	26000.	154	3878	No
10	GOM_NL__2PRFIN20021127_002652_000000362011_00317_03878_9512.N1	27-NOV-2002 00:26:52	Bright	36.000	105	6Bet Ari	2.6450	8900.0	72	3878	No
11	GOM_NL__2PRFIN20021127_003035_000000372011_00317_03878_9513.N1	27-NOV-2002 00:30:35	Bright	37.000	173	4Bet Tri	3.0040	8900.0	74	3878	No
12	GOM_NL__2PRFIN20021127_003215_000000382011_00317_03878_9514.N1	27-NOV-2002 00:32:15	Bright	38.000	79	26Bet Per	2.3100	13100.	76	3878	No
13	GOM_NL__2PRFIN20021127_003436_000000382011_00317_03878_9515.N1	27-NOV-2002 00:34:36	Bright	38.000	175	39Del Per	3.0100	19400.	76	3878	No
14	GOM_NL__2PRFIN20021127_003734_000000522011_00317_03878_9516.N1	27-NOV-2002 00:37:34	Bright	51.500	68	18Alp Cas	2.2250	4500.0	103	3878	No
15	GOM_NL__2PRFIN20021127_003849_000000382011_00317_03878_9517.N1	27-NOV-2002 00:38:49	Bright	37.500	74	11Bet Cas	2.2680	6600.0	75	3878	No
16	GOM_NL__2PRFIN20021127_004546_000000352011_00317_03878_9518.N1	27-NOV-2002 00:45:46	Bright	35.000	49	1Alp UMi	1.9900	6300.0	70	3878	No
17	GOM_NL__2PRFIN20021127_005022_000000382011_00317_03878_9519.N1	27-NOV-2002 00:50:22	Bright	38.000	60	7Bet UMi	2.0810	3950.0	76	3878	No
18	GOM_NL__2PRFIN20021127_005249_000000372011_00317_03878_9520.N1	27-NOV-2002 00:52:49	Bright	37.000	119	14Eta Dra	2.7270	4700.0	74	3878	No
19	GOM_NL__2PRFIN20021127_005422_000000472011_00317_03878_9521.N1	27-NOV-2002 00:54:22	Bright	46.500	82	48Bet UMa	2.3650	10600.	93	3878	No
20	GOM_NL__2PRFIN20021127_005604_000000402011_00317_03878_9522.N1	27-NOV-2002 00:56:04	Bright	39.500	55	79Zet UMa	2.0600	10200.	79	3878	No
21	GOM_NL__2PRFIN20021127_005739_000000382011_00317_03878_9523.N1	27-NOV-2002 00:57:39	Bright	38.000	39	85Eta UMa	1.8540	24000.	76	3878	No
22	GOM_NL__2PRFIN20021127_010029_000000352011_00317_03878_9524.N1	27-NOV-2002 01:00:29	Bright	35.000	180	27Gam Boo	3.0400	8000.0	70	3878	No
23	GOM_NL__2PRFIN20021127_010328_000000362011_00317_03878_9525.N1	27-NOV-2002 01:03:28	Bright	36.000	83		2.3780	11000.	72	3878	No
24	GOM_NL__2PRFIN20021127_010557_000000372011_00317_03878_9526.N1	27-NOV-2002 01:05:57	Bright	37.000	3	16Alp Boo	-0.050000	4250.0	74	3878	No
25	GOM_NL__2PRFIN20021127_010904_000000652011_00317_03878_9527.N1	27-NOV-2002 01:09:04	Bright	64.500	96	68Del Leo	2.5600	9300.0	129	3878	No
26	GOM_NL__2PRFIN20021127_011302_000001492011_00317_03878_9528.N1	27-NOV-2002 01:13:02	Twilight_stray	149.00	51	41Gam1Leo	2.0100	4500.0	298	3878	No
27	GOM_NL__2PRFIN20021127_012140_000002552011_00317_03878_9529.N1	27-NOV-2002 01:21:40	Dark	255.00	22	32Alp Leo	1.3600	15200.	510	3878	No
28	GOM_NL__2PRFIN20021127_012802_000000452011_00317_03878_9530.N1	27-NOV-2002 01:28:02	Dark	44.500	10	Bet Cen	0.61000	28000.	89	3878	No
29	GOM_NL__2PRFIN20021127_012946_000000422011_00318_03879_9497.N1	27-NOV-2002 01:29:46	Dark	42.000	12	Alp1Cru	0.77500	30000.	84	3879	No
30	GOM_NL__2PRFIN20021127_013219_000000402011_00318_03879_9498.N1	27-NOV-2002 01:32:19	Dark	39.500	124	The Car	2.7640	30000.	79	3879	No
31	GOM_NL__2PRFIN20021127_013358_000000392011_00318_03879_9499.N1	27-NOV-2002 01:33:58	Dark	39.000	159	Ups Car	2.9200	7200.0	78	3879	No
32	GOM_NL__2PRFIN20021127_013648_000000452011_00318_03879_9500.N1	27-NOV-2002 01:36:48	Dark	44.500	41	Eps Car	1.8600	4100.0	89	3879	No
33	GOM_NL__2PRFIN20021127_013832_000000552011_00318_03879_9501.N1	27-NOV-2002 01:38:32	Dark	55.000	34	Gam2Vel	1.7930	23000.	110	3879	No
34	GOM_NL__2PRFIN20021127_014007_000000592011_00318_03879_9502.N1	27-NOV-2002 01:40:07	Dark	59.000	70	Zet Pup	2.2460	39000.	118	3879	No
35	GOM_NL__2PRFIN20021127_014215_000000512011_00318_03879_9503.N1	27-NOV-2002 01:42:15	Dark	51.000	2	Alp Car	-0.73600	7000.0	102	3879	No
36	GOM_NL__2PRFIN20021127_014347_000000692011_00318_03879_9504.N1	27-NOV-2002 01:43:47	Dark	68.500	117	Pi Pup	2.7060	3800.0	137	3879	No
37	GOM_NL__2PRFIN20021127_014608_000000762011_00318_03879_9505.N1	27-NOV-2002 01:46:08	Dark	76.000	88	31Eta CMa	2.4480	20000.	152	3879	No
38	GOM_NL__2PRFIN20021127_014823_000000882011_00318_03879_9506.N1	27-NOV-2002 01:48:23	Dark	88.000	37	25Del CMa	1.8300	5900.0	176	3879	No
39	GOM_NL__2PRFIN20021127_015414_000000832011_00318_03879_9507.N1	27-NOV-2002 01:54:14	Straylight	82.500	47	2Bet CMa	1.9760	28000.	165	3879	No
40	GOM_NL__2PRFIN20021127_015653_000000482011_00318_03879_9508.N1	27-NOV-2002 01:56:53	Straylight	47.500	165	34Gam Eri	2.9500	3200.0	95	3879	No
41	GOM_NL__2PRFIN20021127_015839_000000682011_00318_03879_9509.N1	27-NOV-2002 01:58:39	Straylight	67.500	7	19Bet Ori	0.10000	14000.	135	3879	No
42	GOM_NL__2PRFIN20021127_020202_000000712011_00318_03879_9510.N1	27-NOV-2002 02:02:02	Twilight_stray	71.000	30	46Eps Ori	1.6940	30000.	142	3879	No

43	GOM_NL__2PRFIN20021127_020455_000000802011_00318_03879_9511.N1	27-NOV-2002 02:04:55	Bright	80.000	27	24Gam Ori	1.6360	26000.	160	3879	No
44	GOM_NL__2PRFIN20021127_020728_000000382011_00318_03879_9512.N1	27-NOV-2002 02:07:28	Bright	37.500	105	6Bet Ari	2.6450	8900.0	75	3879	No
45	GOM_NL__2PRFIN20021127_021112_000000372011_00318_03879_9513.N1	27-NOV-2002 02:11:12	Bright	36.500	173	4Bet Tri	3.0040	8900.0	73	3879	No
46	GOM_NL__2PRFIN20021127_021251_000000382011_00318_03879_9514.N1	27-NOV-2002 02:12:51	Bright	38.000	79	26Bet Per	2.3100	13100.	76	3879	No
47	GOM_NL__2PRFIN20021127_021512_000000392011_00318_03879_9515.N1	27-NOV-2002 02:15:12	Bright	38.500	175	39Del Per	3.0100	19400.	77	3879	No
48	GOM_NL__2PRFIN20021127_021810_000000392011_00318_03879_9516.N1	27-NOV-2002 02:18:10	Bright	38.500	68	18Alp Cas	2.2250	4500.0	77	3879	No
49	GOM_NL__2PRFIN20021127_021925_000000382011_00318_03879_9517.N1	27-NOV-2002 02:19:25	Bright	38.000	74	11Bet Cas	2.2680	6600.0	76	3879	No
50	GOM_NL__2PRFIN20021127_022621_000000382011_00318_03879_9518.N1	27-NOV-2002 02:26:21	Bright	38.000	49	1Alp UMi	1.9900	6300.0	76	3879	No
51	GOM_NL__2PRFIN20021127_023058_000000382011_00318_03879_9519.N1	27-NOV-2002 02:30:58	Bright	38.000	60	7Bet UMi	2.0810	3950.0	76	3879	No
52	GOM_NL__2PRFIN20021127_023325_000000382011_00318_03879_9520.N1	27-NOV-2002 02:33:25	Bright	37.500	119	14Eta Dra	2.7270	4700.0	75	3879	No
53	GOM_NL__2PRFIN20021127_023456_000000482011_00318_03879_9521.N1	27-NOV-2002 02:34:56	Bright	48.000	82	48Bet UMa	2.3650	10600.	96	3879	No
54	GOM_NL__2PRFIN20021127_023640_000000392011_00318_03879_9522.N1	27-NOV-2002 02:36:40	Bright	39.000	55	79Zet UMa	2.0600	10200.	78	3879	No
55	GOM_NL__2PRFIN20021127_023815_000000392011_00318_03879_9523.N1	27-NOV-2002 02:38:15	Bright	39.000	39	85Eta UMa	1.8540	24000.	78	3879	No
56	GOM_NL__2PRFIN20021127_024104_000000372011_00318_03879_9524.N1	27-NOV-2002 02:41:04	Bright	36.500	180	27Gam Boo	3.0400	8000.0	73	3879	No
57	GOM_NL__2PRFIN20021127_024404_000000372011_00318_03879_9525.N1	27-NOV-2002 02:44:04	Bright	36.500	83		2.3780	11000.	73	3879	No
58	GOM_NL__2PRFIN20021127_024634_000000372011_00318_03879_9526.N1	27-NOV-2002 02:46:34	Bright	37.000	3	16Alp Boo	-0.050000	4250.0	74	3879	No
59	GOM_NL__2PRFIN20021127_024940_000000642011_00318_03879_9527.N1	27-NOV-2002 02:49:40	Bright	64.000	96	68Del Leo	2.5600	9300.0	128	3879	No
60	GOM_NL__2PRFIN20021127_025340_000001392011_00318_03879_9528.N1	27-NOV-2002 02:53:40	Tw_i_and_stray	138.50	51	41Gam1Leo	2.0100	4500.0	277	3879	No
61	GOM_NL__2PRFIN20021127_025936_000000452011_00318_03879_9529.N1	27-NOV-2002 02:59:36	Tw_i_and_stray	45.000	100	4Gam Crv	2.5800	13100.	90	3879	No
62	GOM_NL__2PRFIN20021127_030222_000002552011_00318_03879_9530.N1	27-NOV-2002 03:02:22	Dark	255.00	22	32Alp Leo	1.3600	15200.	510	3879	No
63	GOM_NL__2PRFIN20021127_030838_000000422011_00318_03879_9531.N1	27-NOV-2002 03:08:38	Dark	41.500	10	Bet Cen	0.61000	28000.	83	3879	No
64	GOM_NL__2PRFIN20021127_031022_000000452011_00319_03880_9497.N1	27-NOV-2002 03:10:22	Dark	45.000	12	Alp1Cru	0.77500	30000.	90	3880	No
65	GOM_NL__2PRFIN20021127_031255_000000382011_00319_03880_9498.N1	27-NOV-2002 03:12:55	Dark	37.500	124	The Car	2.7640	30000.	75	3880	No
66	GOM_NL__2PRFIN20021127_031435_000000392011_00319_03880_9499.N1	27-NOV-2002 03:14:35	Dark	38.500	159	Ups Car	2.9200	7200.0	77	3880	No
67	GOM_NL__2PRFIN20021127_031725_000000482011_00319_03880_9500.N1	27-NOV-2002 03:17:25	Dark	47.500	41	Eps Car	1.8600	4100.0	95	3880	No
68	GOM_NL__2PRFIN20021127_031906_000000512011_00319_03880_9501.N1	27-NOV-2002 03:19:06	Dark	51.000	34	Gam2Vel	1.7930	23000.	102	3880	No
69	GOM_NL__2PRFIN20021127_032043_000000592011_00319_03880_9502.N1	27-NOV-2002 03:20:43	Dark	58.500	70	Zet Pup	2.2460	39000.	117	3880	No
70	GOM_NL__2PRFIN20021127_032251_000000502011_00319_03880_9503.N1	27-NOV-2002 03:22:51	Dark	49.500	2	Alp Car	-0.73600	7000.0	99	3880	No
71	GOM_NL__2PRFIN20021127_032423_000000682011_00319_03880_9504.N1	27-NOV-2002 03:24:23	Dark	67.500	117	Pi Pup	2.7060	3800.0	135	3880	No
72	GOM_NL__2PRFIN20021127_032820_000000742011_00319_03880_9505.N1	27-NOV-2002 03:28:20	Dark	74.000	23	21Eps CMa	1.5020	26000.	148	3880	No
73	GOM_NL__2PRFIN20021127_033034_000000842011_00319_03880_9506.N1	27-NOV-2002 03:30:34	Straylight	83.500	179	24Omi2CMa	3.0320	24000.	167	3880	No
74	GOM_NL__2PRFIN20021127_033520_000001162011_00319_03880_9507.N1	27-NOV-2002 03:35:20	Straylight	116.00	1	9Alp CMa	-1.4400	11000.	232	3880	No
75	GOM_NL__2PRFIN20021127_033857_000000722011_00319_03880_9508.N1	27-NOV-2002 03:38:57	Straylight	72.000	56	53Kap Ori	2.0650	30000.	144	3880	No
76	GOM_NL__2PRFIN20021127_034226_000000722011_00319_03880_9509.N1	27-NOV-2002 03:42:26	Tw_i_and_stray	72.000	33	50Zet Ori	1.7660	30000.	144	3880	No
77	GOM_NL__2PRFIN20021127_034529_000000752011_00319_03880_9510.N1	27-NOV-2002 03:45:29	Bright	75.000	27	24Gam Ori	1.6360	26000.	150	3880	No
78	GOM_NL__2PRFIN20021127_034805_000000372011_00319_03880_9511.N1	27-NOV-2002 03:48:05	Bright	37.000	105	6Bet Ari	2.6450	8900.0	74	3880	No
79	GOM_NL__2PRFIN20021127_035120_000000442011_00319_03880_9512.N1	27-NOV-2002 03:51:20	Bright	43.500	150	44Zet Per	2.8900	28000.	87	3880	No
80	GOM_NL__2PRFIN20021127_035326_000000402011_00319_03880_9513.N1	27-NOV-2002 03:53:26	Bright	39.500	79	26Bet Per	2.3100	13100.	79	3880	No
81	GOM_NL__2PRFIN20021127_035547_000000392011_00319_03880_9514.N1	27-NOV-2002 03:55:47	Bright	39.000	175	39Del Per	3.0100	19400.	78	3880	No
82	GOM_NL__2PRFIN20021127_035846_000000382011_00319_03880_9515.N1	27-NOV-2002 03:58:46	Bright	37.500	68	18Alp Cas	2.2250	4500.0	75	3880	No
83	GOM_NL__2PRFIN20021127_040001_000000372011_00319_03880_9516.N1	27-NOV-2002 04:00:01	Bright	36.500	74	11Bet Cas	2.2680	6600.0	73	3880	No
84	GOM_NL__2PRFIN20021127_040657_000000392011_00319_03880_9517.N1	27-NOV-2002 04:06:57	Bright	39.000	49	1Alp UMi	1.9900	6300.0	78	3880	No
85	GOM_NL__2PRFIN20021127_041134_000000392011_00319_03880_9518.N1	27-NOV-2002 04:11:34	Bright	39.000	60	7Bet UMi	2.0810	3950.0	78	3880	No
86	GOM_NL__2PRFIN20021127_041357_000000462011_00319_03880_9519.N1	27-NOV-2002 04:13:57	Bright	46.000	36	50Alp UMa	1.8000	6300.0	92	3880	No
87	GOM_NL__2PRFIN20021127_041534_000000472011_00319_03880_9520.N1	27-NOV-2002 04:15:34	Bright	46.500	82	48Bet UMa	2.3650	10600.	93	3880	No
88	GOM_NL__2PRFIN20021127_041715_000000402011_00319_03880_9521.N1	27-NOV-2002 04:17:15	Bright	40.000	55	79Zet UMa	2.0600	10200.	80	3880	No
89	GOM_NL__2PRFIN20021127_041851_000000392011_00319_03880_9522.N1	27-NOV-2002 04:18:51	Bright	39.000	39	85Eta UMa	1.8540	24000.	78	3880	No
90	GOM_NL__2PRFIN20021127_042140_000000352011_00319_03880_9523.N1	27-NOV-2002 04:21:40	Bright	35.000	180	27Gam Boo	3.0400	8000.0	70	3880	No
91	GOM_NL__2PRFIN20021127_042440_000000362011_00319_03880_9524.N1	27-NOV-2002 04:24:40	Bright	36.000	83		2.3780	11000.	72	3880	No
92	GOM_NL__2PRFIN20021127_042709_000000372011_00319_03880_9525.N1	27-NOV-2002 04:27:09	Bright	37.000	3	16Alp Boo	-0.050000	4250.0	74	3880	No
93	GOM_NL__2PRFIN20021127_043122_000000732011_00319_03880_9526.N1	27-NOV-2002 04:31:22	Bright	73.000	62	94Bet Leo	2.1360	9700.0	146	3880	No
94	GOM_NL__2PRFIN20021127_043418_000001552011_00319_03880_9527.N1	27-NOV-2002 04:34:18	Tw_i_and_stray	155.00	51	41Gam1Leo	2.0100	4500.0	310	3880	No
95	GOM_NL__2PRFIN20021127_044012_000000472011_00319_03880_9528.N1	27-NOV-2002 04:40:12	Tw_i_and_stray	46.500	100	4Gam Crv	2.5800	13100.	93	3880	No
96	GOM_NL__2PRFIN20021127_044145_000000532011_00319_03880_9529.N1	27-NOV-2002 04:41:45	Dark	53.000	171	2Eps Crv	3.0010	4250.0	106	3880	No
97	GOM_NL__2PRFIN20021127_044716_000000442011_00319_03880_9530.N1	27-NOV-2002 04:47:16	Dark	43.500	64	Gam Cen	2.2000	10600.	87	3880	No
98	GOM_NL__2PRFIN20021127_044914_000000472011_00319_03880_9531.N1	27-NOV-2002 04:49:14	Dark	47.000	10	Bet Cen	0.61000	28000.	94	3880	No
99	GOM_NL__2PRFIN20021127_045059_000000462011_00320_03881_9497.N1	27-NOV-2002 04:50:59	Dark	45.500	12	Alp1Cru	0.77500	30000.	91	3881	No
100	GOM_NL__2PRFIN20021127_045332_000000382011_00320_03881_9498.N1	27-NOV-2002 04:53:32	Dark	38.000	124	The Car	2.7640	30000.	76	3881	No
101	GOM_NL__2PRFIN20021127_045511_000000392011_00320_03881_9499.N1	27-NOV-2002 04:55:11	Dark	39.000	159	Ups Car	2.9200	7200.0	78	3881	No

102	GOM_NL__2PRFIN20021127_045801_000000442011_00320_03881_9500.N1	27-NOV-2002 04:58:01	Dark	44.000	41	Eps Car	1.8600	4100.0	88	3881	No
103	GOM_NL__2PRFIN20021127_045945_000000522011_00320_03881_9501.N1	27-NOV-2002 04:59:45	Dark	51.500	34	Gam2Vel	1.7930	23000.	103	3881	No
104	GOM_NL__2PRFIN20021127_050120_000000592011_00320_03881_9502.N1	27-NOV-2002 05:01:20	Dark	58.500	70	Zet Pup	2.2460	39000.	117	3881	No
105	GOM_NL__2PRFIN20021127_050327_000000492011_00320_03881_9503.N1	27-NOV-2002 05:03:27	Dark	49.000	2	Alp Car	-0.73600	7000.0	98	3881	No
106	GOM_NL__2PRFIN20021127_050500_000000782011_00320_03881_9504.N1	27-NOV-2002 05:05:00	Dark	78.000	117	Pi Pup	2.7060	3800.0	156	3881	No
107	GOM_NL__2PRFIN20021127_050857_000000752011_00320_03881_9505.N1	27-NOV-2002 05:08:57	Dark	75.000	23	21Eps CMa	1.5020	26000.	150	3881	No
108	GOM_NL__2PRFIN20021127_051111_000000812011_00320_03881_9506.N1	27-NOV-2002 05:11:11	Straylight	80.500	179	24Omi2CMa	3.0320	24000.	161	3881	No
109	GOM_NL__2PRFIN20021127_051556_000001092011_00320_03881_9507.N1	27-NOV-2002 05:15:56	Straylight	108.50	1	9Alp CMa	-1.4400	11000.	217	3881	No
110	GOM_NL__2PRFIN20021127_051932_000000722011_00320_03881_9508.N1	27-NOV-2002 05:19:32	Straylight	72.000	56	53Kap Ori	2.0650	30000.	144	3881	No
111	GOM_NL__2PRFIN20021127_052301_000000762011_00320_03881_9509.N1	27-NOV-2002 05:23:01	Twilight_stray	75.500	33	50Zet Ori	1.7660	30000.	151	3881	No
112	GOM_NL__2PRFIN20021127_052605_000000712011_00320_03881_9510.N1	27-NOV-2002 05:26:05	Bright	71.000	27	24Gam Ori	1.6360	26000.	142	3881	No
113	GOM_NL__2PRFIN20021127_052841_000000382011_00320_03881_9511.N1	27-NOV-2002 05:28:41	Bright	37.500	105	6Bet Ari	2.6450	8900.0	75	3881	No
114	GOM_NL__2PRFIN20021127_053157_000000432011_00320_03881_9512.N1	27-NOV-2002 05:31:57	Bright	43.000	150	44Zet Per	2.8900	28000.	86	3881	No
115	GOM_NL__2PRFIN20021127_053402_000000402011_00320_03881_9513.N1	27-NOV-2002 05:34:02	Bright	39.500	79	26Bet Per	2.3100	13100.	79	3881	No
116	GOM_NL__2PRFIN20021127_053623_000000402011_00320_03881_9514.N1	27-NOV-2002 05:36:23	Bright	39.500	175	39Del Per	3.0100	19400.	79	3881	No
117	GOM_NL__2PRFIN20021127_053922_000000372011_00320_03881_9515.N1	27-NOV-2002 05:39:22	Bright	37.000	68	18Alp Cas	2.2250	4500.0	74	3881	No
118	GOM_NL__2PRFIN20021127_054038_000000382011_00320_03881_9516.N1	27-NOV-2002 05:40:38	Bright	37.500	74	11Bet Cas	2.2680	6600.0	75	3881	No
119	GOM_NL__2PRFIN20021127_054733_000000382011_00320_03881_9517.N1	27-NOV-2002 05:47:33	Bright	38.000	49	1Alp UMi	1.9900	6300.0	76	3881	No
120	GOM_NL__2PRFIN20021127_055211_000000382011_00320_03881_9518.N1	27-NOV-2002 05:52:11	Bright	38.000	60	7Bet UMi	2.0810	3950.0	76	3881	No
121	GOM_NL__2PRFIN20021127_055432_000000462011_00320_03881_9519.N1	27-NOV-2002 05:54:32	Bright	45.500	36	50Alp UMa	1.8000	6300.0	91	3881	No
122	GOM_NL__2PRFIN20021127_055610_000000472011_00320_03881_9520.N1	27-NOV-2002 05:56:10	Bright	46.500	82	48Bet UMa	2.3650	10600.	93	3881	No
123	GOM_NL__2PRFIN20021127_055752_000000402011_00320_03881_9521.N1	27-NOV-2002 05:57:52	Bright	40.000	55	79Zet UMa	2.0600	10200.	80	3881	No
124	GOM_NL__2PRFIN20021127_055927_000000402011_00320_03881_9522.N1	27-NOV-2002 05:59:27	Bright	39.500	39	85Eta UMa	1.8540	24000.	79	3881	No
125	GOM_NL__2PRFIN20021127_060217_000000372011_00320_03881_9523.N1	27-NOV-2002 06:02:17	Bright	37.000	180	27Gam Boo	3.0400	8000.0	74	3881	No
126	GOM_NL__2PRFIN20021127_060516_000000372011_00320_03881_9524.N1	27-NOV-2002 06:05:16	Bright	36.500	83		2.3780	11000.	73	3881	No
127	GOM_NL__2PRFIN20021127_060745_000000372011_00320_03881_9525.N1	27-NOV-2002 06:07:45	Bright	37.000	3	16Alp Boo	-0.050000	4250.0	74	3881	No
128	GOM_NL__2PRFIN20021127_061158_000000542011_00320_03881_9526.N1	27-NOV-2002 06:11:58	Bright	53.500	62	94Bet Leo	2.1360	9700.0	107	3881	No
129	GOM_NL__2PRFIN20021127_061456_000001562011_00320_03881_9527.N1	27-NOV-2002 06:14:56	Twilight_stray	155.50	51	41Gam1Leo	2.0100	4500.0	311	3881	No
130	GOM_NL__2PRFIN20021127_062049_000000472011_00320_03881_9528.N1	27-NOV-2002 06:20:49	Twilight_stray	47.000	100	4Gam Crv	2.5800	13100.	94	3881	No
131	GOM_NL__2PRFIN20021127_062221_000000502011_00320_03881_9529.N1	27-NOV-2002 06:22:21	Dark	49.500	171	2Eps Crv	3.0010	4250.0	99	3881	No
132	GOM_NL__2PRFIN20021127_062752_000000402011_00320_03881_9530.N1	27-NOV-2002 06:27:52	Dark	39.500	64	Gam Cen	2.2000	10600.	79	3881	No
133	GOM_NL__2PRFIN20021127_062950_000000482011_00320_03881_9531.N1	27-NOV-2002 06:29:50	Dark	47.500	10	Bet Cen	0.61000	28000.	95	3881	No
134	GOM_NL__2PRFIN20021127_063135_000000432011_00321_03882_9497.N1	27-NOV-2002 06:31:35	Dark	43.000	12	Alp1Cru	0.77500	30000.	86	3882	No
135	GOM_NL__2PRFIN20021127_063408_000000392011_00321_03882_9498.N1	27-NOV-2002 06:34:08	Dark	38.500	124	The Car	2.7640	30000.	77	3882	No
136	GOM_NL__2PRFIN20021127_063548_000000392011_00321_03882_9499.N1	27-NOV-2002 06:35:48	Dark	38.500	159	Ups Car	2.9200	7200.0	77	3882	No
137	GOM_NL__2PRFIN20021127_063838_000000452011_00321_03882_9500.N1	27-NOV-2002 06:38:38	Dark	44.500	41	Eps Car	1.8600	4100.0	89	3882	No
138	GOM_NL__2PRFIN20021127_064021_000000532011_00321_03882_9501.N1	27-NOV-2002 06:40:21	Dark	52.500	34	Gam2Vel	1.7930	23000.	105	3882	No
139	GOM_NL__2PRFIN20021127_064157_000000562011_00321_03882_9502.N1	27-NOV-2002 06:41:57	Dark	55.500	70	Zet Pup	2.2460	39000.	111	3882	No
140	GOM_NL__2PRFIN20021127_064404_000000592011_00321_03882_9503.N1	27-NOV-2002 06:44:04	Dark	58.500	2	Alp Car	-0.73600	7000.0	117	3882	No
141	GOM_NL__2PRFIN20021127_064537_000000652011_00321_03882_9504.N1	27-NOV-2002 06:45:37	Dark	64.500	117	Pi Pup	2.7060	3800.0	129	3882	No
142	GOM_NL__2PRFIN20021127_064933_000000722011_00321_03882_9505.N1	27-NOV-2002 06:49:33	Dark	71.500	23	21Eps CMa	1.5020	26000.	143	3882	No
143	GOM_NL__2PRFIN20021127_065147_000000822011_00321_03882_9506.N1	27-NOV-2002 06:51:47	Straylight	81.500	179	24Omi2CMa	3.0320	24000.	163	3882	No
144	GOM_NL__2PRFIN20021127_065632_000001132011_00321_03882_9507.N1	27-NOV-2002 06:56:32	Straylight	112.50	1	9Alp CMa	-1.4400	11000.	225	3882	No
145	GOM_NL__2PRFIN20021127_070008_000000722011_00321_03882_9508.N1	27-NOV-2002 07:00:08	Straylight	72.000	56	53Kap Ori	2.0650	30000.	144	3882	No
146	GOM_NL__2PRFIN20021127_070337_000000772011_00321_03882_9509.N1	27-NOV-2002 07:03:37	Twilight_stray	76.500	33	50Zet Ori	1.7660	30000.	153	3882	No
147	GOM_NL__2PRFIN20021127_070640_000000762011_00321_03882_9510.N1	27-NOV-2002 07:06:40	Bright	76.000	27	24Gam Ori	1.6360	26000.	152	3882	No
148	GOM_NL__2PRFIN20021127_070917_000000382011_00321_03882_9511.N1	27-NOV-2002 07:09:17	Bright	38.000	105	6Bet Ari	2.6450	8900.0	76	3882	No
149	GOM_NL__2PRFIN20021127_071233_000000422011_00321_03882_9512.N1	27-NOV-2002 07:12:33	Bright	41.500	150	44Zet Per	2.8900	28000.	83	3882	No
150	GOM_NL__2PRFIN20021127_071437_000000392011_00321_03882_9513.N1	27-NOV-2002 07:14:37	Bright	38.500	79	26Bet Per	2.3100	13100.	77	3882	No
151	GOM_NL__2PRFIN20021127_071658_000000392011_00321_03882_9514.N1	27-NOV-2002 07:16:58	Bright	38.500	175	39Del Per	3.0100	19400.	77	3882	No
152	GOM_NL__2PRFIN20021127_071959_000000372011_00321_03882_9515.N1	27-NOV-2002 07:19:59	Bright	37.000	68	18Alp Cas	2.2250	4500.0	74	3882	No
153	GOM_NL__2PRFIN20021127_072114_000000382011_00321_03882_9516.N1	27-NOV-2002 07:21:14	Bright	37.500	74	11Bet Cas	2.2680	6600.0	75	3882	No
154	GOM_NL__2PRFIN20021127_072809_000000392011_00321_03882_9517.N1	27-NOV-2002 07:28:09	Bright	38.500	49	1Alp UMi	1.9900	6300.0	77	3882	No
155	GOM_NL__2PRFIN20021127_073247_000000392011_00321_03882_9518.N1	27-NOV-2002 07:32:47	Bright	38.500	60	7Bet UMi	2.0810	3950.0	77	3882	No
156	GOM_NL__2PRFIN20021127_073508_000000462011_00321_03882_9519.N1	27-NOV-2002 07:35:08	Bright	45.500	36	50Alp UMa	1.8000	6300.0	91	3882	No
157	GOM_NL__2PRFIN20021127_073645_000000462011_00321_03882_9520.N1	27-NOV-2002 07:36:45	Bright	46.000	82	48Bet UMa	2.3650	10600.	92	3882	No
158	GOM_NL__2PRFIN20021127_073828_000000402011_00321_03882_9521.N1	27-NOV-2002 07:38:28	Bright	39.500	55	79Zet UMa	2.0600	10200.	79	3882	No
159	GOM_NL__2PRFIN20021127_074003_000000412011_00321_03882_9522.N1	27-NOV-2002 07:40:03	Bright	40.500	39	85Eta UMa	1.8540	24000.	81	3882	No
160	GOM_NL__2PRFIN20021127_074253_000000362011_00321_03882_9523.N1	27-NOV-2002 07:42:53	Bright	35.500	180	27Gam Boo	3.0400	8000.0	71	3882	No



161	GOM_NL__2PRFIN20021127_074553_000000352011_00321_03882_9524.N1	27-NOV-2002 07:45:53	Bright	35.000	83		2.3780	11000.	70	3882	No
162	GOM_NL__2PRFIN20021127_074822_000000372011_00321_03882_9525.N1	27-NOV-2002 07:48:22	Bright	37.000	3	16Alp Boo	-0.050000	4250.0	74	3882	No
163	GOM_NL__2PRFIN20021127_075235_000000732011_00321_03882_9526.N1	27-NOV-2002 07:52:35	Bright	73.000	62	94Bet Leo	2.1360	9700.0	146	3882	No
164	GOM_NL__2PRFIN20021127_075534_000001512011_00321_03882_9527.N1	27-NOV-2002 07:55:34	Tw_i_and_stray	150.50	51	41Gam1Leo	2.0100	4500.0	301	3882	No
165	GOM_NL__2PRFIN20021127_080125_000000482011_00321_03882_9528.N1	27-NOV-2002 08:01:25	Tw_i_and_stray	48.000	100	4Gam Crv	2.5800	13100.	96	3882	No
166	GOM_NL__2PRFIN20021127_080300_000000502011_00321_03882_9529.N1	27-NOV-2002 08:03:00	Dark	49.500	171	2Eps Crv	3.0010	4250.0	99	3882	No
167	GOM_NL__2PRFIN20021127_080829_000000432011_00321_03882_9530.N1	27-NOV-2002 08:08:29	Dark	42.500	64	Gam Cen	2.2000	10600.	85	3882	No
168	GOM_NL__2PRFIN20021127_081026_000000412011_00321_03882_9531.N1	27-NOV-2002 08:10:26	Dark	41.000	10	Bet Cen	0.61000	28000.	82	3882	No
169	GOM_NL__2PRFIN20021127_081211_000000422011_00322_03883_9497.N1	27-NOV-2002 08:12:11	Dark	41.500	12	Alp1Cru	0.77500	30000.	83	3883	No
170	GOM_NL__2PRFIN20021127_081444_000000402011_00322_03883_9498.N1	27-NOV-2002 08:14:44	Dark	39.500	124	The Car	2.7640	30000.	79	3883	No
171	GOM_NL__2PRFIN20021127_081624_000000412011_00322_03883_9499.N1	27-NOV-2002 08:16:24	Dark	40.500	159	Ups Car	2.9200	7200.0	81	3883	No
172	GOM_NL__2PRFIN20021127_081914_000000452011_00322_03883_9500.N1	27-NOV-2002 08:19:14	Dark	45.000	41	Eps Car	1.8600	4100.0	90	3883	No
173	GOM_NL__2PRFIN20021127_082059_000000502011_00322_03883_9501.N1	27-NOV-2002 08:20:59	Dark	49.500	34	Gam2Vel	1.7930	23000.	99	3883	No
174	GOM_NL__2PRFIN20021127_082235_000000582011_00322_03883_9502.N1	27-NOV-2002 08:22:35	Dark	57.500	70	Zet Pup	2.2460	39000.	115	3883	No
175	GOM_NL__2PRFIN20021127_082441_000000532011_00322_03883_9503.N1	27-NOV-2002 08:24:41	Dark	52.500	2	Alp Car	-0.73600	7000.0	105	3883	No
176	GOM_NL__2PRFIN20021127_082613_000000672011_00322_03883_9504.N1	27-NOV-2002 08:26:13	Dark	67.000	117	Pi Pup	2.7060	3800.0	134	3883	No
177	GOM_NL__2PRFIN20021127_083009_000000712011_00322_03883_9505.N1	27-NOV-2002 08:30:09	Dark	70.500	23	21Eps CMa	1.5020	26000.	141	3883	No
178	GOM_NL__2PRFIN20021127_083224_000000762011_00322_03883_9506.N1	27-NOV-2002 08:32:24	Straylight	76.000	179	24Omi2CMa	3.0320	24000.	152	3883	No
179	GOM_NL__2PRFIN20021127_083708_000001102011_00322_03883_9507.N1	27-NOV-2002 08:37:08	Straylight	110.00	1	9Alp CMa	-1.4400	11000.	220	3883	No
180	GOM_NL__2PRFIN20021127_084044_000000762011_00322_03883_9508.N1	27-NOV-2002 08:40:44	Straylight	75.500	56	53Kap Ori	2.0650	30000.	151	3883	No
181	GOM_NL__2PRFIN20021127_084412_000000712011_00322_03883_9509.N1	27-NOV-2002 08:44:12	Tw_i_and_stray	70.500	33	50Zet Ori	1.7660	30000.	141	3883	No
182	GOM_NL__2PRFIN20021127_084715_000000672011_00322_03883_9510.N1	27-NOV-2002 08:47:15	Bright	67.000	27	24Gam Ori	1.6360	26000.	134	3883	No
183	GOM_NL__2PRFIN20021127_084953_000000382011_00322_03883_9511.N1	27-NOV-2002 08:49:53	Bright	38.000	105	6Bet Ari	2.6450	8900.0	76	3883	No
184	GOM_NL__2PRFIN20021127_085309_000000432011_00322_03883_9512.N1	27-NOV-2002 08:53:09	Bright	42.500	150	44Zet Per	2.8900	28000.	85	3883	No
185	GOM_NL__2PRFIN20021127_085514_000000402011_00322_03883_9513.N1	27-NOV-2002 08:55:14	Bright	39.500	79	26Bet Per	2.3100	13100.	79	3883	No
186	GOM_NL__2PRFIN20021127_085734_000000402011_00322_03883_9514.N1	27-NOV-2002 08:57:34	Bright	39.500	175	39Del Per	3.0100	19400.	79	3883	No
187	GOM_NL__2PRFIN20021127_090035_000000382011_00322_03883_9515.N1	27-NOV-2002 09:00:35	Bright	37.500	68	18Alp Cas	2.2250	4500.0	75	3883	No
188	GOM_NL__2PRFIN20021127_090150_000000392011_00322_03883_9516.N1	27-NOV-2002 09:01:50	Bright	38.500	74	11Bet Cas	2.2680	6600.0	77	3883	No
189	GOM_NL__2PRFIN20021127_090846_000000342011_00322_03883_9517.N1	27-NOV-2002 09:08:46	Bright	34.000	49	1Alp UMi	1.9900	6300.0	68	3883	No
190	GOM_NL__2PRFIN20021127_091323_000000392011_00322_03883_9518.N1	27-NOV-2002 09:13:23	Bright	38.500	60	7Bet UMi	2.0810	3950.0	77	3883	No
191	GOM_NL__2PRFIN20021127_091544_000000442011_00322_03883_9519.N1	27-NOV-2002 09:15:44	Bright	44.000	36	50Alp UMa	1.8000	6300.0	88	3883	No
192	GOM_NL__2PRFIN20021127_091721_000000462011_00322_03883_9520.N1	27-NOV-2002 09:17:21	Bright	46.000	82	48Bet UMa	2.3650	10600.	92	3883	No
193	GOM_NL__2PRFIN20021127_091904_000000392011_00322_03883_9521.N1	27-NOV-2002 09:19:04	Bright	39.000	55	79Zet UMa	2.0600	10200.	78	3883	No
194	GOM_NL__2PRFIN20021127_092039_000000402011_00322_03883_9522.N1	27-NOV-2002 09:20:39	Bright	39.500	39	85Eta UMa	1.8540	24000.	79	3883	No
195	GOM_NL__2PRFIN20021127_092329_000000372011_00322_03883_9523.N1	27-NOV-2002 09:23:29	Bright	36.500	180	27Gam Boo	3.0400	8000.0	73	3883	No
196	GOM_NL__2PRFIN20021127_092629_000000362011_00322_03883_9524.N1	27-NOV-2002 09:26:29	Bright	35.500	83		2.3780	11000.	71	3883	No
197	GOM_NL__2PRFIN20021127_092859_000000362011_00322_03883_9525.N1	27-NOV-2002 09:28:59	Bright	35.500	3	16Alp Boo	-0.050000	4250.0	71	3883	No
198	GOM_NL__2PRFIN20021127_093311_000000552011_00322_03883_9526.N1	27-NOV-2002 09:33:11	Bright	55.000	62	94Bet Leo	2.1360	9700.0	110	3883	No
199	GOM_NL__2PRFIN20021127_093612_000001532011_00322_03883_9527.N1	27-NOV-2002 09:36:12	Tw_i_and_stray	153.00	51	41Gam1Leo	2.0100	4500.0	306	3883	No
200	GOM_NL__2PRFIN20021127_094202_000000502011_00322_03883_9528.N1	27-NOV-2002 09:42:02	Tw_i_and_stray	49.500	100	4Gam Crv	2.5800	13100.	99	3883	No
201	GOM_NL__2PRFIN20021127_094337_000000502011_00322_03883_9529.N1	27-NOV-2002 09:43:37	Dark	50.000	171	2Eps Crv	3.0010	4250.0	100	3883	No
202	GOM_NL__2PRFIN20021127_094904_000000432011_00322_03883_9530.N1	27-NOV-2002 09:49:04	Dark	42.500	64	Gam Cen	2.2000	10600.	85	3883	No
203	GOM_NL__2PRFIN20021127_095102_000000472011_00322_03883_9531.N1	27-NOV-2002 09:51:02	Dark	47.000	10	Bet Cen	0.61000	28000.	94	3883	No
204	GOM_NL__2PRFIN20021127_095247_000000432011_00323_03884_9517.N1	27-NOV-2002 09:52:47	Dark	42.500	12	Alp1Cru	0.77500	30000.	85	3884	No
205	GOM_NL__2PRFIN20021127_095521_000000392011_00323_03884_9518.N1	27-NOV-2002 09:55:21	Dark	38.500	124	The Car	2.7640	30000.	77	3884	No
206	GOM_NL__2PRFIN20021127_095700_000000412011_00323_03884_9519.N1	27-NOV-2002 09:57:00	Dark	41.000	159	Ups Car	2.9200	7200.0	82	3884	No
207	GOM_NL__2PRFIN20021127_095951_000000462011_00323_03884_9520.N1	27-NOV-2002 09:59:51	Dark	45.500	41	Eps Car	1.8600	4100.0	91	3884	No
208	GOM_NL__2PRFIN20021127_100136_000000502011_00323_03884_9521.N1	27-NOV-2002 10:01:36	Dark	49.500	34	Gam2Vel	1.7930	23000.	99	3884	No
209	GOM_NL__2PRFIN20021127_100312_000000572011_00323_03884_9522.N1	27-NOV-2002 10:03:12	Dark	56.500	70	Zet Pup	2.2460	39000.	113	3884	No
210	GOM_NL__2PRFIN20021127_100518_000000582011_00323_03884_9523.N1	27-NOV-2002 10:05:18	Dark	58.000	2	Alp Car	-0.73600	7000.0	116	3884	No
211	GOM_NL__2PRFIN20021127_100651_000000692011_00323_03884_9524.N1	27-NOV-2002 10:06:51	Dark	68.500	117	Pi Pup	2.7060	3800.0	137	3884	No
212	GOM_NL__2PRFIN20021127_101047_000000792011_00323_03884_9525.N1	27-NOV-2002 10:10:47	Dark	79.000	23	21Eps CMa	1.5020	26000.	158	3884	No
213	GOM_NL__2PRFIN20021127_101301_000000792011_00323_03884_9526.N1	27-NOV-2002 10:13:01	Straylight	78.500	179	24Omi2CMa	3.0320	24000.	157	3884	No
214	GOM_NL__2PRFIN20021127_101745_000001042011_00323_03884_9527.N1	27-NOV-2002 10:17:45	Straylight	104.00	1	9Alp CMa	-1.4400	11000.	208	3884	No
215	GOM_NL__2PRFIN20021127_102120_000000702011_00323_03884_9528.N1	27-NOV-2002 10:21:20	Straylight	69.500	56	53Kap Ori	2.0650	30000.	139	3884	No
216	GOM_NL__2PRFIN20021127_102447_000000722011_00323_03884_9529.N1	27-NOV-2002 10:24:47	Tw_i_and_stray	71.500	33	50Zet Ori	1.7660	30000.	143	3884	No
217	GOM_NL__2PRFIN20021127_102751_000000682011_00323_03884_9530.N1	27-NOV-2002 10:27:51	Bright	68.000	27	24Gam Ori	1.6360	26000.	136	3884	No
218	GOM_NL__2PRFIN20021127_103029_000000382011_00323_03884_9531.N1	27-NOV-2002 10:30:29	Bright	38.000	105	6Bet Ari	2.6450	8900.0	76	3884	No
219	GOM_NL__2PRFIN20021127_103345_000000412011_00323_03884_9532.N1	27-NOV-2002 10:33:45	Bright	40.500	150	44Zet Per	2.8900	28000.	81	3884	No

220	GOM_NL__2PRFIN20021127_103550_000000382011_00323_03884_9533.N1	27-NOV-2002 10:35:50	Bright	38.000	79	26Bet Per	2.3100	13100.	76	3884	No
221	GOM_NL__2PRFIN20021127_103811_000000392011_00323_03884_9534.N1	27-NOV-2002 10:38:11	Bright	38.500	175	39Del Per	3.0100	19400.	77	3884	No
222	GOM_NL__2PRFIN20021127_104111_000000382011_00323_03884_9535.N1	27-NOV-2002 10:41:11	Bright	38.000	68	18Alp Cas	2.2250	4500.0	76	3884	No
223	GOM_NL__2PRFIN20021127_104227_000000372011_00323_03884_9536.N1	27-NOV-2002 10:42:27	Bright	37.000	74	11Bet Cas	2.2680	6600.0	74	3884	No
224	GOM_NL__2PRFIN20021127_104922_000000382011_00323_03884_9537.N1	27-NOV-2002 10:49:22	Bright	38.000	49	1Alp UMi	1.9900	6300.0	76	3884	No
225	GOM_NL__2PRFIN20021127_105359_000000352011_00323_03884_9538.N1	27-NOV-2002 10:53:59	Bright	35.000	60	7Bet UMi	2.0810	3950.0	70	3884	No
226	GOM_NL__2PRFIN20021127_105620_000000442011_00323_03884_9539.N1	27-NOV-2002 10:56:20	Bright	43.500	36	50Alp UMa	1.8000	6300.0	87	3884	No
227	GOM_NL__2PRFIN20021127_105757_000000462011_00323_03884_9540.N1	27-NOV-2002 10:57:57	Bright	45.500	82	48Bet UMa	2.3650	10600.	91	3884	No
228	GOM_NL__2PRFIN20021127_105941_000000352011_00323_03884_9541.N1	27-NOV-2002 10:59:41	Bright	35.000	55	79Zet UMa	2.0600	10200.	70	3884	No
229	GOM_NL__2PRFIN20021127_110116_000000352011_00323_03884_9542.N1	27-NOV-2002 11:01:16	Bright	34.500	39	85Eta UMa	1.8540	24000.	69	3884	No
230	GOM_NL__2PRFIN20021127_110405_000000342011_00323_03884_9543.N1	27-NOV-2002 11:04:05	Bright	34.000	180	27Gam Boo	3.0400	8000.0	68	3884	No
231	GOM_NL__2PRFIN20021127_110705_000000352011_00323_03884_9544.N1	27-NOV-2002 11:07:05	Bright	34.500	83		2.3780	11000.	69	3884	No
232	GOM_NL__2PRFIN20021127_110935_000000352011_00323_03884_9545.N1	27-NOV-2002 11:09:35	Bright	35.000	3	16Alp Boo	-0.050000	4250.0	70	3884	No
233	GOM_NL__2PRFIN20021127_111348_000000542011_00323_03884_9546.N1	27-NOV-2002 11:13:48	Bright	53.500	62	94Bet Leo	2.1360	9700.0	107	3884	No
234	GOM_NL__2PRFIN20021127_111650_000001542011_00323_03884_9547.N1	27-NOV-2002 11:16:50	Tw_i_and_stray	154.00	51	41Gam1Leo	2.0100	4500.0	308	3884	No
235	GOM_NL__2PRFIN20021127_112239_000000472011_00323_03884_9548.N1	27-NOV-2002 11:22:39	Tw_i_and_stray	46.500	100	4Gam Crv	2.5800	13100.	93	3884	No
236	GOM_NL__2PRFIN20021127_112414_000000492011_00323_03884_9549.N1	27-NOV-2002 11:24:14	Dark	48.500	171	2Eps Crv	3.0010	4250.0	97	3884	No
237	GOM_NL__2PRFIN20021127_112941_000000402011_00323_03884_9550.N1	27-NOV-2002 11:29:41	Dark	40.000	64	Gam Cen	2.2000	10600.	80	3884	No
238	GOM_NL__2PRFIN20021127_113138_000000392011_00323_03884_9551.N1	27-NOV-2002 11:31:38	Dark	38.500	10	Bet Cen	0.61000	28000.	77	3884	No
239	GOM_NL__2PRFIN20021127_113323_000000392011_00324_03885_9517.N1	27-NOV-2002 11:33:23	Dark	39.000	12	Alp1Cru	0.77500	30000.	78	3885	No
240	GOM_NL__2PRFIN20021127_113557_000000402011_00324_03885_9518.N1	27-NOV-2002 11:35:57	Dark	39.500	124	The Car	2.7640	30000.	79	3885	No
241	GOM_NL__2PRFIN20021127_113736_000000412011_00324_03885_9519.N1	27-NOV-2002 11:37:36	Dark	40.500	159	Ups Car	2.9200	7200.0	81	3885	No
242	GOM_NL__2PRFIN20021127_114028_000000452011_00324_03885_9520.N1	27-NOV-2002 11:40:28	Dark	45.000	41	Eps Car	1.8600	4100.0	90	3885	No
243	GOM_NL__2PRFIN20021127_114213_000000512011_00324_03885_9521.N1	27-NOV-2002 11:42:13	Dark	50.500	34	Gam2Vel	1.7930	23000.	101	3885	No
244	GOM_NL__2PRFIN20021127_114350_000000562011_00324_03885_9522.N1	27-NOV-2002 11:43:50	Dark	55.500	70	Zet Pup	2.2460	39000.	111	3885	No
245	GOM_NL__2PRFIN20021127_114554_000000592011_00324_03885_9523.N1	27-NOV-2002 11:45:54	Dark	59.000	2	Alp Car	-0.73600	7000.0	118	3885	No
246	GOM_NL__2PRFIN20021127_114728_000000702011_00324_03885_9524.N1	27-NOV-2002 11:47:28	Dark	70.000	117	Pi Pup	2.7060	3800.0	140	3885	No
247	GOM_NL__2PRFIN20021127_115123_000000722011_00324_03885_9525.N1	27-NOV-2002 11:51:23	Dark	71.500	23	21Eps CMa	1.5020	26000.	143	3885	No
248	GOM_NL__2PRFIN20021127_115337_000000782011_00324_03885_9526.N1	27-NOV-2002 11:53:37	Straylight	78.000	179	24Omi2CMa	3.0320	24000.	156	3885	No
249	GOM_NL__2PRFIN20021127_115821_000001012011_00324_03885_9527.N1	27-NOV-2002 11:58:21	Straylight	101.00	1	9Alp CMa	-1.4400	11000.	202	3885	No
250	GOM_NL__2PRFIN20021127_120214_000000702011_00324_03885_9528.N1	27-NOV-2002 12:02:14	Straylight	70.000	7	19Bet Ori	0.10000	14000.	140	3885	No
251	GOM_NL__2PRFIN20021127_120535_000000742011_00324_03885_9529.N1	27-NOV-2002 12:05:35	Tw_i_and_stray	74.000	30	46Eps Ori	1.6940	30000.	148	3885	No
252	GOM_NL__2PRFIN20021127_120826_000000732011_00324_03885_9530.N1	27-NOV-2002 12:08:26	Bright	72.500	27	24Gam Ori	1.6360	26000.	145	3885	No
253	GOM_NL__2PRFIN20021127_121105_000000372011_00324_03885_9531.N1	27-NOV-2002 12:11:05	Bright	36.500	105	6Bet Ari	2.6450	8900.0	73	3885	No
254	GOM_NL__2PRFIN20021127_121421_000000422011_00324_03885_9532.N1	27-NOV-2002 12:14:21	Bright	41.500	150	44Zet Per	2.8900	28000.	83	3885	No
255	GOM_NL__2PRFIN20021127_121613_000000712011_00324_03885_9533.N1	27-NOV-2002 12:16:13	Dark	71.000	1016	Saturn	0.0000	0.0000	142	3885	Yes
256	GOM_NL__2PRFIN20021127_121846_000000392011_00324_03885_9534.N1	27-NOV-2002 12:18:46	Bright	38.500	175	39Del Per	3.0100	19400.	77	3885	No
257	GOM_NL__2PRFIN20021127_122147_000000372011_00324_03885_9535.N1	27-NOV-2002 12:21:47	Bright	37.000	68	18Alp Cas	2.2250	4500.0	74	3885	No
258	GOM_NL__2PRFIN20021127_122303_000000382011_00324_03885_9536.N1	27-NOV-2002 12:23:03	Bright	38.000	74	11Bet Cas	2.2680	6600.0	76	3885	No
259	GOM_NL__2PRFIN20021127_122958_000000382011_00324_03885_9537.N1	27-NOV-2002 12:29:58	Bright	37.500	49	1Alp UMi	1.9900	6300.0	75	3885	No
260	GOM_NL__2PRFIN20021127_123435_000000372011_00324_03885_9538.N1	27-NOV-2002 12:34:35	Bright	37.000	60	7Bet UMi	2.0810	3950.0	74	3885	No
261	GOM_NL__2PRFIN20021127_123655_000000432011_00324_03885_9539.N1	27-NOV-2002 12:36:55	Bright	42.500	36	50Alp UMa	1.8000	6300.0	85	3885	No
262	GOM_NL__2PRFIN20021127_123832_000000452011_00324_03885_9540.N1	27-NOV-2002 12:38:32	Bright	44.500	82	48Bet UMa	2.3650	10600.	89	3885	No
263	GOM_NL__2PRFIN20021127_124016_000000362011_00324_03885_9541.N1	27-NOV-2002 12:40:16	Bright	36.000	55	79Zet UMa	2.0600	10200.	72	3885	No
264	GOM_NL__2PRFIN20021127_124152_000000382011_00324_03885_9542.N1	27-NOV-2002 12:41:52	Bright	38.000	39	85Eta UMa	1.8540	24000.	76	3885	No
265	GOM_NL__2PRFIN20021127_124441_000000382011_00324_03885_9543.N1	27-NOV-2002 12:44:41	Bright	37.500	180	27Gam Boo	3.0400	8000.0	75	3885	No
266	GOM_NL__2PRFIN20021127_124741_000000362011_00324_03885_9544.N1	27-NOV-2002 12:47:41	Bright	36.000	83		2.3780	11000.	72	3885	No
267	GOM_NL__2PRFIN20021127_125011_000000352011_00324_03885_9545.N1	27-NOV-2002 12:50:11	Bright	35.000	3	16Alp Boo	-0.050000	4250.0	70	3885	No
268	GOM_NL__2PRFIN20021127_125320_000000652011_00324_03885_9546.N1	27-NOV-2002 12:53:20	Bright	65.000	96	68Del Leo	2.5600	9300.0	130	3885	No
269	GOM_NL__2PRFIN20021127_125728_000001502011_00324_03885_9547.N1	27-NOV-2002 12:57:28	Tw_i_and_stray	149.50	51	41Gam1Leo	2.0100	4500.0	299	3885	No
270	GOM_NL__2PRFIN20021127_130226_000000432011_00324_03885_9548.N1	27-NOV-2002 13:02:26	Tw_i_and_stray	42.500	163	7Del Crv	2.9450	11000.	85	3885	No
271	GOM_NL__2PRFIN20021127_130406_000000442011_00324_03885_9549.N1	27-NOV-2002 13:04:06	Twilight	44.000	106	9Bet Crv	2.6480	5600.0	88	3885	No
272	GOM_NL__2PRFIN20021127_130620_000000392011_00324_03885_9550.N1	27-NOV-2002 13:06:20	Twilight	38.500	123	lot Cen	2.7500	10200.	77	3885	No
273	GOM_NL__2PRFIN20021127_131018_000000402011_00324_03885_9551.N1	27-NOV-2002 13:10:18	Dark	39.500	64	Gam Cen	2.2000	10600.	79	3885	No
274	GOM_NL__2PRFIN20021127_131214_000000482011_00324_03885_9552.N1	27-NOV-2002 13:12:14	Dark	48.000	10	Bet Cen	0.61000	28000.	96	3885	No
275	GOM_NL__2PRFIN20021127_131359_000000382011_00325_03886_9517.N1	27-NOV-2002 13:13:59	Dark	38.000	12	Alp1Cru	0.77500	30000.	76	3886	No
276	GOM_NL__2PRFIN20021127_131634_000000392011_00325_03886_9518.N1	27-NOV-2002 13:16:34	Dark	38.500	124	The Car	2.7640	30000.	77	3886	No
277	GOM_NL__2PRFIN20021127_131813_000000402011_00325_03886_9519.N1	27-NOV-2002 13:18:13	Dark	40.000	159	Ups Car	2.9200	7200.0	80	3886	No
278	GOM_NL__2PRFIN20021127_132105_000000462011_00325_03886_9520.N1	27-NOV-2002 13:21:05	Dark	45.500	41	Eps Car	1.8600	4100.0	91	3886	No

279	GOM_NL__2PRFIN20021127_132251_000000492011_00325_03886_9521.N1	27-NOV-2002 13:22:51	Dark	48.500	34	Gam2Vel	1.7930	23000.	97	3886	No
280	GOM_NL__2PRFIN20021127_132427_000000572011_00325_03886_9522.N1	27-NOV-2002 13:24:27	Dark	57.000	70	Zet Pup	2.2460	39000.	114	3886	No
281	GOM_NL__2PRFIN20021127_132631_000000582011_00325_03886_9523.N1	27-NOV-2002 13:26:31	Dark	57.500	2	Alp Car	-0.73600	7000.0	115	3886	No
282	GOM_NL__2PRFIN20021127_132805_000000672011_00325_03886_9524.N1	27-NOV-2002 13:28:05	Dark	67.000	117	Pi Pup	2.7060	3800.0	134	3886	No
283	GOM_NL__2PRFIN20021127_133201_000000692011_00325_03886_9525.N1	27-NOV-2002 13:32:01	Dark	68.500	23	21Eps CMa	1.5020	26000.	137	3886	No
284	GOM_NL__2PRFIN20021127_133415_000000782011_00325_03886_9526.N1	27-NOV-2002 13:34:15	Straylight	78.000	179	24Omi2CMa	3.0320	24000.	156	3886	No
285	GOM_NL__2PRFIN20021127_133857_000001052011_00325_03886_9527.N1	27-NOV-2002 13:38:57	Straylight	104.50	1	9Alp CMa	-1.4400	11000.	209	3886	No
286	GOM_NL__2PRFIN20021127_134250_000000622011_00325_03886_9528.N1	27-NOV-2002 13:42:50	Straylight	62.000	7	19Bet Ori	0.10000	14000.	124	3886	No
287	GOM_NL__2PRFIN20021127_134610_000000722011_00325_03886_9529.N1	27-NOV-2002 13:46:10	Twilight	72.000	30	46Eps Ori	1.6940	30000.	144	3886	No
288	GOM_NL__2PRFIN20021127_134901_000000782011_00325_03886_9530.N1	27-NOV-2002 13:49:01	Bright	77.500	27	24Gam Ori	1.6360	26000.	155	3886	No
289	GOM_NL__2PRFIN20021127_135142_000000372011_00325_03886_9531.N1	27-NOV-2002 13:51:42	Bright	37.000	105	6Bet Ari	2.6450	8900.0	74	3886	No
290	GOM_NL__2PRFIN20021127_135457_000000412011_00325_03886_9532.N1	27-NOV-2002 13:54:57	Bright	40.500	150	44Zet Per	2.8900	28000.	81	3886	No
291	GOM_NL__2PRFIN20021127_135647_000000712011_00325_03886_9533.N1	27-NOV-2002 13:56:47	Dark	70.500	1016	Saturn	0.0000	0.0000	141	3886	Yes
292	GOM_NL__2PRFIN20021127_135921_000000382011_00325_03886_9534.N1	27-NOV-2002 13:59:21	Bright	37.500	175	39Del Per	3.0100	19400.	75	3886	No
293	GOM_NL__2PRFIN20021127_140223_000000392011_00325_03886_9535.N1	27-NOV-2002 14:02:23	Bright	39.000	68	18Alp Cas	2.2250	4500.0	78	3886	No
294	GOM_NL__2PRFIN20021127_140339_000000382011_00325_03886_9536.N1	27-NOV-2002 14:03:39	Bright	38.000	74	11Bet Cas	2.2680	6600.0	76	3886	No
295	GOM_NL__2PRFIN20021127_141033_000000382011_00325_03886_9537.N1	27-NOV-2002 14:10:33	Bright	38.000	49	1Alp UMi	1.9900	6300.0	76	3886	No
296	GOM_NL__2PRFIN20021127_141510_000000402011_00325_03886_9538.N1	27-NOV-2002 14:15:10	Bright	40.000	60	7Bet UMi	2.0810	3950.0	80	3886	No
297	GOM_NL__2PRFIN20021127_141729_000000472011_00325_03886_9539.N1	27-NOV-2002 14:17:29	Bright	46.500	36	50Alp UMa	1.8000	6300.0	93	3886	No
298	GOM_NL__2PRFIN20021127_141907_000000472011_00325_03886_9540.N1	27-NOV-2002 14:19:07	Bright	46.500	82	48Bet UMa	2.3650	10600.	93	3886	No
299	GOM_NL__2PRFIN20021127_142051_000000402011_00325_03886_9541.N1	27-NOV-2002 14:20:51	Bright	39.500	55	79Zet UMa	2.0600	10200.	79	3886	No
300	GOM_NL__2PRFIN20021127_142228_000000392011_00325_03886_9542.N1	27-NOV-2002 14:22:28	Bright	38.500	39	85Eta UMa	1.8540	24000.	77	3886	No
301	GOM_NL__2PRFIN20021127_142517_000000352011_00325_03886_9543.N1	27-NOV-2002 14:25:17	Bright	34.500	180	27Gam Boo	3.0400	8000.0	69	3886	No
302	GOM_NL__2PRFIN20021127_142817_000000362011_00325_03886_9544.N1	27-NOV-2002 14:28:17	Bright	35.500	83		2.3780	11000.	71	3886	No
303	GOM_NL__2PRFIN20021127_143047_000000372011_00325_03886_9545.N1	27-NOV-2002 14:30:47	Bright	36.500	3	16Alp Boo	-0.050000	4250.0	73	3886	No
304	GOM_NL__2PRFIN20021127_143355_000000912011_00325_03886_9546.N1	27-NOV-2002 14:33:55	Bright	91.000	96	68Del Leo	2.5600	9300.0	182	3886	No
305	GOM_NL__2PRFIN20021127_143806_000001662011_00325_03886_9547.N1	27-NOV-2002 14:38:06	Twilight	165.50	51	41Gam1Leo	2.0100	4500.0	331	3886	No
306	GOM_NL__2PRFIN20021127_144302_000000462011_00325_03886_9548.N1	27-NOV-2002 14:43:02	Twilight	46.000	163	7Del Crv	2.9450	11000.	92	3886	No
307	GOM_NL__2PRFIN20021127_144442_000000482011_00325_03886_9549.N1	27-NOV-2002 14:44:42	Twilight	48.000	106	9Bet Crv	2.6480	5600.0	96	3886	No
308	GOM_NL__2PRFIN20021127_144656_000000422011_00325_03886_9550.N1	27-NOV-2002 14:46:56	Twilight	41.500	123	1ot Cen	2.7500	10200.	83	3886	No
309	GOM_NL__2PRFIN20021127_145053_000000432011_00325_03886_9551.N1	27-NOV-2002 14:50:53	Dark	42.500	64	Gam Cen	2.2000	10600.	85	3886	No
310	GOM_NL__2PRFIN20021127_145250_000000492011_00325_03886_9552.N1	27-NOV-2002 14:52:50	Dark	49.000	10	Bet Cen	0.61000	28000.	98	3886	No
311	GOM_NL__2PRFIN20021127_145435_000000492011_00326_03887_9517.N1	27-NOV-2002 14:54:35	Dark	48.500	12	Alp1Cru	0.77500	30000.	97	3887	No
312	GOM_NL__2PRFIN20021127_145710_000000402011_00326_03887_9518.N1	27-NOV-2002 14:57:10	Dark	39.500	124	The Car	2.7640	30000.	79	3887	No
313	GOM_NL__2PRFIN20021127_145849_000000392011_00326_03887_9519.N1	27-NOV-2002 14:58:49	Dark	39.000	159	Ups Car	2.9200	7200.0	78	3887	No
314	GOM_NL__2PRFIN20021127_150141_000000462011_00326_03887_9520.N1	27-NOV-2002 15:01:41	Dark	46.000	41	Eps Car	1.8600	4100.0	92	3887	No
315	GOM_NL__2PRFIN20021127_150324_000000632011_00326_03887_9521.N1	27-NOV-2002 15:03:24	Dark	63.000	34	Gam2Vel	1.7930	23000.	126	3887	No
316	GOM_NL__2PRFIN20021127_150503_000000582011_00326_03887_9522.N1	27-NOV-2002 15:05:03	Dark	58.000	70	Zet Pup	2.2460	39000.	116	3887	No
317	GOM_NL__2PRFIN20021127_150704_000000552011_00326_03887_9523.N1	27-NOV-2002 15:07:04	Dark	54.500	2	Alp Car	-0.73600	7000.0	109	3887	No
318	GOM_NL__2PRFIN20021127_150839_000000702011_00326_03887_9524.N1	27-NOV-2002 15:08:39	Dark	70.000	117	Pi Pup	2.7060	3800.0	140	3887	No
319	GOM_NL__2PRFIN20021127_151236_000000642011_00326_03887_9525.N1	27-NOV-2002 15:12:36	Dark	63.500	23	21Eps CMa	1.5020	26000.	127	3887	No
320	GOM_NL__2PRFIN20021127_151451_000000782011_00326_03887_9526.N1	27-NOV-2002 15:14:51	Straylight	77.500	179	24Omi2CMa	3.0320	24000.	155	3887	No
321	GOM_NL__2PRFIN20021127_151932_000001062011_00326_03887_9527.N1	27-NOV-2002 15:19:32	Straylight	105.50	1	9Alp CMa	-1.4400	11000.	211	3887	No
322	GOM_NL__2PRFIN20021127_152325_000000672011_00326_03887_9528.N1	27-NOV-2002 15:23:25	Straylight	66.500	7	19Bet Ori	0.10000	14000.	133	3887	No
323	GOM_NL__2PRFIN20021127_152645_000000712011_00326_03887_9529.N1	27-NOV-2002 15:26:45	Twilight	71.000	30	46Eps Ori	1.6940	30000.	142	3887	No
324	GOM_NL__2PRFIN20021127_152936_000000642011_00326_03887_9530.N1	27-NOV-2002 15:29:36	Bright	63.500	27	24Gam Ori	1.6360	26000.	127	3887	No
325	GOM_NL__2PRFIN20021127_153218_000000372011_00326_03887_9531.N1	27-NOV-2002 15:32:18	Bright	37.000	105	6Bet Ari	2.6450	8900.0	74	3887	No
326	GOM_NL__2PRFIN20021127_153531_000000422011_00326_03887_9532.N1	27-NOV-2002 15:35:31	Bright	42.000	150	44Zet Per	2.8900	28000.	84	3887	No
327	GOM_NL__2PRFIN20021127_153721_000000732011_00326_03887_9533.N1	27-NOV-2002 15:37:21	Dark	72.500	1016	Saturn	0.0000	0.0000	145	3887	Yes
328	GOM_NL__2PRFIN20021127_153956_000000402011_00326_03887_9534.N1	27-NOV-2002 15:39:56	Bright	40.000	175	39Del Per	3.0100	19400.	80	3887	No
329	GOM_NL__2PRFIN20021127_154300_000000382011_00326_03887_9535.N1	27-NOV-2002 15:43:00	Bright	37.500	68	18Alp Cas	2.2250	4500.0	75	3887	No
330	GOM_NL__2PRFIN20021127_154415_000000382011_00326_03887_9536.N1	27-NOV-2002 15:44:15	Bright	38.000	74	11Bet Cas	2.2680	6600.0	76	3887	No
331	GOM_NL__2PRFIN20021127_155109_000000382011_00326_03887_9537.N1	27-NOV-2002 15:51:09	Bright	38.000	49	1Alp UMi	1.9900	6300.0	76	3887	No
332	GOM_NL__2PRFIN20021127_155546_000000392011_00326_03887_9538.N1	27-NOV-2002 15:55:46	Bright	39.000	60	7Bet UMi	2.0810	3950.0	78	3887	No
333	GOM_NL__2PRFIN20021127_155805_000000492011_00326_03887_9539.N1	27-NOV-2002 15:58:05	Bright	48.500	36	50Alp UMa	1.8000	6300.0	97	3887	No
334	GOM_NL__2PRFIN20021127_155942_000000452011_00326_03887_9540.N1	27-NOV-2002 15:59:42	Bright	45.000	82	48Bet UMa	2.3650	10600.	90	3887	No
335	GOM_NL__2PRFIN20021127_160125_000000432011_00326_03887_9541.N1	27-NOV-2002 16:01:25	Bright	42.500	55	79Zet UMa	2.0600	10200.	85	3887	No
336	GOM_NL__2PRFIN20021127_160301_000000392011_00326_03887_9542.N1	27-NOV-2002 16:03:01	Bright	38.500	39	85Eta UMa	1.8540	24000.	77	3887	No
337	GOM_NL__2PRFIN20021127_160551_000000402011_00326_03887_9543.N1	27-NOV-2002 16:05:51	Bright	40.000	180	27Gam Boo	3.0400	8000.0	80	3887	No



338	GOM_NL__2PRFIN20021127_160853_000000362011_00326_03887_9544.N1	27-NOV-2002 16:08:53	Bright	35.500	83		2.3780	11000.	71	3887	No
339	GOM_NL__2PRFIN20021127_161122_000000382011_00326_03887_9545.N1	27-NOV-2002 16:11:22	Bright	37.500	3	16Alp Boo	-0.050000	4250.0	75	3887	No
340	GOM_NL__2PRFIN20021127_161432_000000652011_00326_03887_9546.N1	27-NOV-2002 16:14:32	Bright	65.000	96	68Del Leo	2.5600	9300.0	130	3887	No
341	GOM_NL__2PRFIN20021127_161843_000001612011_00326_03887_9547.N1	27-NOV-2002 16:18:43	Twilight	160.50	51	41Gam1Leo	2.0100	4500.0	321	3887	No
342	GOM_NL__2PRFIN20021127_162336_000000512011_00326_03887_9548.N1	27-NOV-2002 16:23:36	Twilight	51.000	163	7Del Crv	2.9450	11000.	102	3887	No
343	GOM_NL__2PRFIN20021127_162518_000000492011_00326_03887_9549.N1	27-NOV-2002 16:25:18	Twilight	48.500	106	9Bet Crv	2.6480	5600.0	97	3887	No
344	GOM_NL__2PRFIN20021127_162731_000000402011_00326_03887_9550.N1	27-NOV-2002 16:27:31	Twilight	40.000	123	1ot Cen	2.7500	10200.	80	3887	No
345	GOM_NL__2PRFIN20021127_163129_000000432011_00326_03887_9551.N1	27-NOV-2002 16:31:29	Dark	43.000	64	Gam Cen	2.2000	10600.	86	3887	No
346	GOM_NL__2PRFIN20021127_163326_000000472011_00326_03887_9552.N1	27-NOV-2002 16:33:26	Dark	46.500	10	Bet Cen	0.61000	28000.	93	3887	No
347	GOM_NL__2PRFIN20021127_163512_000000472011_00327_03888_9517.N1	27-NOV-2002 16:35:12	Dark	46.500	12	Alp1Cru	0.77500	30000.	93	3888	No
348	GOM_NL__2PRFIN20021127_163746_000000412011_00327_03888_9518.N1	27-NOV-2002 16:37:46	Dark	40.500	124	The Car	2.7640	30000.	81	3888	No
349	GOM_NL__2PRFIN20021127_163926_000000402011_00327_03888_9519.N1	27-NOV-2002 16:39:26	Dark	39.500	159	Ups Car	2.9200	7200.0	79	3888	No
350	GOM_NL__2PRFIN20021127_164216_000000452011_00327_03888_9520.N1	27-NOV-2002 16:42:16	Dark	45.000	41	Eps Car	1.8600	4100.0	90	3888	No
351	GOM_NL__2PRFIN20021127_164401_000000562011_00327_03888_9521.N1	27-NOV-2002 16:44:01	Dark	56.000	34	Gam2Vel	1.7930	23000.	112	3888	No
352	GOM_NL__2PRFIN20021127_164539_000000552011_00327_03888_9522.N1	27-NOV-2002 16:45:39	Dark	55.000	70	Zet Pup	2.2460	39000.	110	3888	No
353	GOM_NL__2PRFIN20021127_164742_000000592011_00327_03888_9523.N1	27-NOV-2002 16:47:42	Dark	59.000	2	Alp Car	-0.73600	7000.0	118	3888	No
354	GOM_NL__2PRFIN20021127_164918_000000652011_00327_03888_9524.N1	27-NOV-2002 16:49:18	Dark	64.500	117	Pi Pup	2.7060	3800.0	129	3888	No
355	GOM_NL__2PRFIN20021127_165312_000000772011_00327_03888_9525.N1	27-NOV-2002 16:53:12	Dark	76.500	23	21Eps CMa	1.5020	26000.	153	3888	No
356	GOM_NL__2PRFIN20021127_165527_000000762011_00327_03888_9526.N1	27-NOV-2002 16:55:27	Straylight	75.500	179	24Omi2CMa	3.0320	24000.	151	3888	No
357	GOM_NL__2PRFIN20021127_170008_000001032011_00327_03888_9527.N1	27-NOV-2002 17:00:08	Straylight	102.50	1	9Alp CMa	-1.4400	11000.	205	3888	No
358	GOM_NL__2PRFIN20021127_170401_000000672011_00327_03888_9528.N1	27-NOV-2002 17:04:01	Straylight	66.500	7	19Bet Ori	0.10000	14000.	133	3888	No
359	GOM_NL__2PRFIN20021127_170720_000000682011_00327_03888_9529.N1	27-NOV-2002 17:07:20	Twilight	67.500	30	46Eps Ori	1.6940	30000.	135	3888	No
360	GOM_NL__2PRFIN20021127_171012_000000682011_00327_03888_9530.N1	27-NOV-2002 17:10:12	Bright	68.000	27	24Gam Ori	1.6360	26000.	136	3888	No
361	GOM_NL__2PRFIN20021127_171254_000000392011_00327_03888_9531.N1	27-NOV-2002 17:12:54	Bright	38.500	105	6Bet Ari	2.6450	8900.0	77	3888	No
362	GOM_NL__2PRFIN20021127_171606_000000422011_00327_03888_9532.N1	27-NOV-2002 17:16:06	Bright	42.000	150	44Zet Per	2.8900	28000.	84	3888	No
363	GOM_NL__2PRFIN20021127_171756_000000722011_00327_03888_9533.N1	27-NOV-2002 17:17:56	Dark	71.500	1016	Saturn	0.0000	0.0000	143	3888	Yes
364	GOM_NL__2PRFIN20021127_172032_000000402011_00327_03888_9534.N1	27-NOV-2002 17:20:32	Bright	40.000	175	39Del Per	3.0100	19400.	80	3888	No
365	GOM_NL__2PRFIN20021127_172336_000000352011_00327_03888_9535.N1	27-NOV-2002 17:23:36	Bright	34.500	68	18Alp Cas	2.2250	4500.0	69	3888	No
366	GOM_NL__2PRFIN20021127_172452_000000352011_00327_03888_9536.N1	27-NOV-2002 17:24:52	Bright	35.000	74	11Bet Cas	2.2680	6600.0	70	3888	No
367	GOM_NL__2PRFIN20021127_173144_000000382011_00327_03888_9537.N1	27-NOV-2002 17:31:44	Bright	37.500	49	1Alp UMi	1.9900	6300.0	75	3888	No
368	GOM_NL__2PRFIN20021127_173622_000000412011_00327_03888_9538.N1	27-NOV-2002 17:36:22	Bright	40.500	60	7Bet UMi	2.0810	3950.0	81	3888	No
369	GOM_NL__2PRFIN20021127_173839_000000442011_00327_03888_9539.N1	27-NOV-2002 17:38:39	Bright	44.000	36	50Alp UMa	1.8000	6300.0	88	3888	No
370	GOM_NL__2PRFIN20021127_174018_000000442011_00327_03888_9540.N1	27-NOV-2002 17:40:18	Bright	44.000	82	48Bet UMa	2.3650	10600.	88	3888	No
371	GOM_NL__2PRFIN20021127_174201_000000422011_00327_03888_9541.N1	27-NOV-2002 17:42:01	Bright	41.500	55	79Zet UMa	2.0600	10200.	83	3888	No
372	GOM_NL__2PRFIN20021127_174339_000000402011_00327_03888_9542.N1	27-NOV-2002 17:43:39	Bright	40.000	39	85Eta UMa	1.8540	24000.	80	3888	No
373	GOM_NL__2PRFIN20021127_174628_000000382011_00327_03888_9543.N1	27-NOV-2002 17:46:28	Bright	38.000	180	27Gam Boo	3.0400	8000.0	76	3888	No
374	GOM_NL__2PRFIN20021127_174929_000000362011_00327_03888_9544.N1	27-NOV-2002 17:49:29	Bright	36.000	83		2.3780	11000.	72	3888	No
375	GOM_NL__2PRFIN20021127_175158_000000372011_00327_03888_9545.N1	27-NOV-2002 17:51:58	Bright	36.500	3	16Alp Boo	-0.050000	4250.0	73	3888	No
376	GOM_NL__2PRFIN20021127_175509_000000782011_00327_03888_9546.N1	27-NOV-2002 17:55:09	Bright	77.500	96	68Del Leo	2.5600	9300.0	155	3888	No
377	GOM_NL__2PRFIN20021127_175922_000001612011_00327_03888_9547.N1	27-NOV-2002 17:59:22	Twilight	161.00	51	41Gam1Leo	2.0100	4500.0	322	3888	No
378	GOM_NL__2PRFIN20021127_180413_000000482011_00327_03888_9548.N1	27-NOV-2002 18:04:13	Twilight	47.500	163	7Del Crv	2.9450	11000.	95	3888	No
379	GOM_NL__2PRFIN20021127_180552_000000492011_00327_03888_9549.N1	27-NOV-2002 18:05:52	Twilight	48.500	106	9Bet Crv	2.6480	5600.0	97	3888	No
380	GOM_NL__2PRFIN20021127_180807_000000412011_00327_03888_9550.N1	27-NOV-2002 18:08:07	Twilight	41.000	123	1ot Cen	2.7500	10200.	82	3888	No
381	GOM_NL__2PRFIN20021127_181205_000000432011_00327_03888_9551.N1	27-NOV-2002 18:12:05	Dark	43.000	64	Gam Cen	2.2000	10600.	86	3888	No
382	GOM_NL__2PRFIN20021127_181402_000000412011_00327_03888_9552.N1	27-NOV-2002 18:14:02	Dark	40.500	10	Bet Cen	0.61000	28000.	81	3888	No
383	GOM_NL__2PRFIN20021127_181547_000000422011_00328_03889_9517.N1	27-NOV-2002 18:15:47	Dark	42.000	12	Alp1Cru	0.77500	30000.	84	3889	No
384	GOM_NL__2PRFIN20021127_181822_000000392011_00328_03889_9518.N1	27-NOV-2002 18:18:22	Dark	39.000	124	The Car	2.7640	30000.	78	3889	No
385	GOM_NL__2PRFIN20021127_182002_000000402011_00328_03889_9519.N1	27-NOV-2002 18:20:02	Dark	40.000	159	Ups Car	2.9200	7200.0	80	3889	No
386	GOM_NL__2PRFIN20021127_182253_000000492011_00328_03889_9520.N1	27-NOV-2002 18:22:53	Dark	49.000	41	Eps Car	1.8600	4100.0	98	3889	No
387	GOM_NL__2PRFIN20021127_182438_000000532011_00328_03889_9521.N1	27-NOV-2002 18:24:38	Dark	53.000	34	Gam2Vel	1.7930	23000.	106	3889	No
388	GOM_NL__2PRFIN20021127_182617_000000562011_00328_03889_9522.N1	27-NOV-2002 18:26:17	Dark	56.000	70	Zet Pup	2.2460	39000.	112	3889	No
389	GOM_NL__2PRFIN20021127_182819_000000592011_00328_03889_9523.N1	27-NOV-2002 18:28:19	Dark	59.000	2	Alp Car	-0.73600	7000.0	118	3889	No
390	GOM_NL__2PRFIN20021127_182954_000000632011_00328_03889_9524.N1	27-NOV-2002 18:29:54	Dark	63.000	117	Pi Pup	2.7060	3800.0	126	3889	No
391	GOM_NL__2PRFIN20021127_183350_000000732011_00328_03889_9525.N1	27-NOV-2002 18:33:50	Dark	73.000	23	21Eps CMa	1.5020	26000.	146	3889	No
392	GOM_NL__2PRFIN20021127_183604_000000842011_00328_03889_9526.N1	27-NOV-2002 18:36:04	Straylight	84.000	179	24Omi2CMa	3.0320	24000.	168	3889	No
393	GOM_NL__2PRFIN20021127_184044_000001122011_00328_03889_9527.N1	27-NOV-2002 18:40:44	Straylight	112.00	1	9Alp CMa	-1.4400	11000.	224	3889	No
394	GOM_NL__2PRFIN20021127_184437_000000682011_00328_03889_9528.N1	27-NOV-2002 18:44:37	Straylight	68.000	7	19Bet Ori	0.10000	14000.	136	3889	No
395	GOM_NL__2PRFIN20021127_184756_000000702011_00328_03889_9529.N1	27-NOV-2002 18:47:56	Twilight	70.000	30	46Eps Ori	1.6940	30000.	140	3889	No
396	GOM_NL__2PRFIN20021127_185047_000000692011_00328_03889_9530.N1	27-NOV-2002 18:50:47	Bright	68.500	27	24Gam Ori	1.6360	26000.	137	3889	No



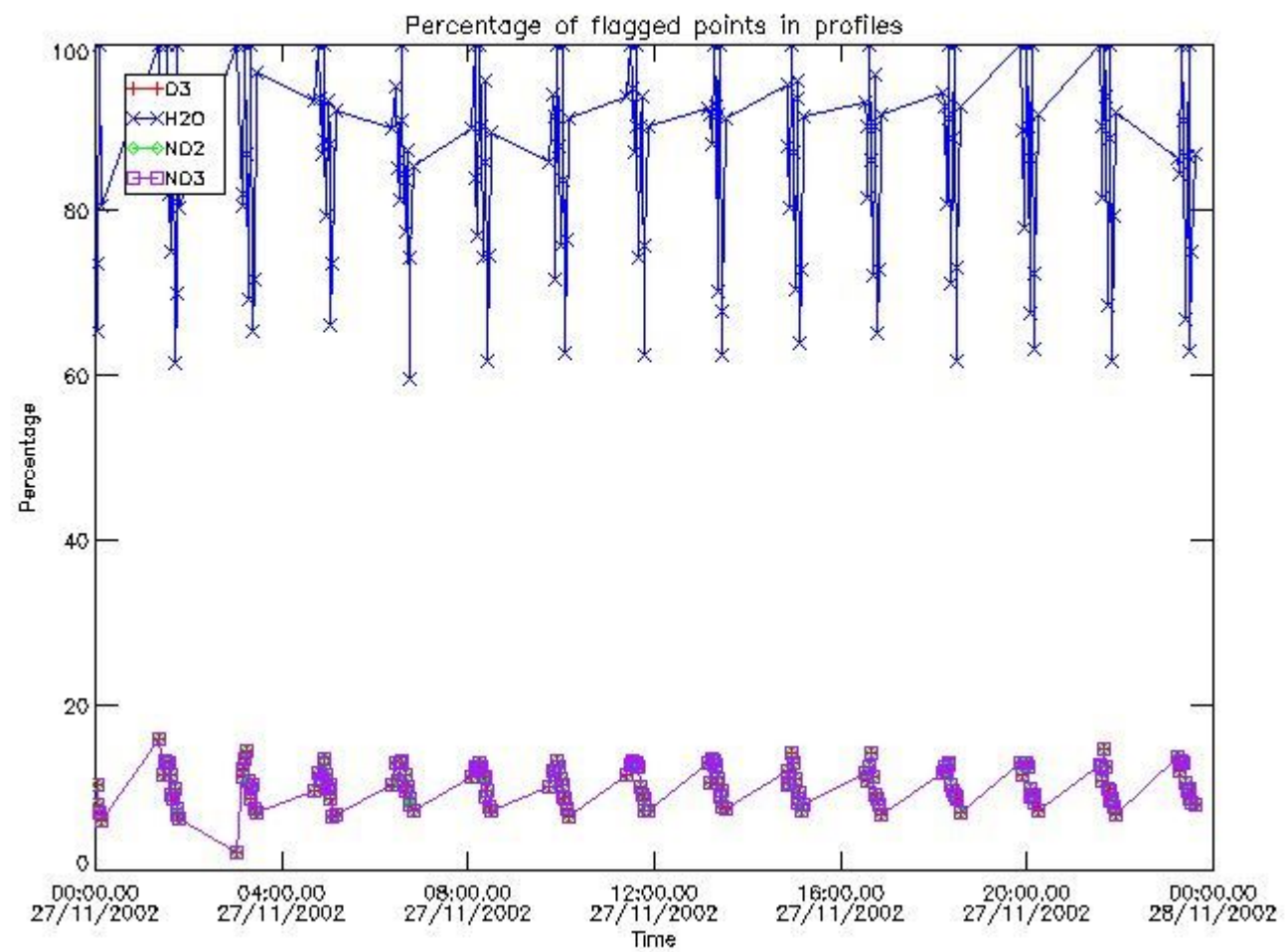
397	GOM_NL__2PRFIN20021127_185330_000000392011_00328_03889_9531.N1	27-NOV-2002 18:53:30	Bright	38.500	105	6Bet Ari	2.6450	8900.0	77	3889	No
398	GOM_NL__2PRFIN20021127_185643_000000422011_00328_03889_9532.N1	27-NOV-2002 18:56:43	Bright	41.500	150	44Zet Per	2.8900	28000.	83	3889	No
399	GOM_NL__2PRFIN20021127_185830_000000662011_00328_03889_9533.N1	27-NOV-2002 18:58:30	Dark	66.000	1016	Saturn	0.0000	0.0000	132	3889	Yes
400	GOM_NL__2PRFIN20021127_190107_000000402011_00328_03889_9534.N1	27-NOV-2002 19:01:07	Bright	39.500	175	39Del Per	3.0100	19400.	79	3889	No
401	GOM_NL__2PRFIN20021127_190412_000000392011_00328_03889_9535.N1	27-NOV-2002 19:04:12	Bright	38.500	68	18Alp Cas	2.2250	4500.0	77	3889	No
402	GOM_NL__2PRFIN20021127_190528_000000392011_00328_03889_9536.N1	27-NOV-2002 19:05:28	Bright	38.500	74	11Bet Cas	2.2680	6600.0	77	3889	No
403	GOM_NL__2PRFIN20021127_191221_000000392011_00328_03889_9537.N1	27-NOV-2002 19:12:21	Bright	38.500	49	1Alp UMi	1.9900	6300.0	77	3889	No
404	GOM_NL__2PRFIN20021127_191658_000000382011_00328_03889_9538.N1	27-NOV-2002 19:16:58	Bright	38.000	60	7Bet UMi	2.0810	3950.0	76	3889	No
405	GOM_NL__2PRFIN20021127_191916_000000422011_00328_03889_9539.N1	27-NOV-2002 19:19:16	Bright	41.500	36	50Alp UMa	1.8000	6300.0	83	3889	No
406	GOM_NL__2PRFIN20021127_192054_000000452011_00328_03889_9540.N1	27-NOV-2002 19:20:54	Bright	44.500	82	48Bet UMa	2.3650	10600.	89	3889	No
407	GOM_NL__2PRFIN20021127_192239_000000412011_00328_03889_9541.N1	27-NOV-2002 19:22:39	Bright	40.500	55	79Zet UMa	2.0600	10200.	81	3889	No
408	GOM_NL__2PRFIN20021127_192415_000000392011_00328_03889_9542.N1	27-NOV-2002 19:24:15	Bright	38.500	39	85Eta UMa	1.8540	24000.	77	3889	No
409	GOM_NL__2PRFIN20021127_192703_000000382011_00328_03889_9543.N1	27-NOV-2002 19:27:03	Bright	38.000	180	27Gam Boo	3.0400	8000.0	76	3889	No
410	GOM_NL__2PRFIN20021127_193005_000000362011_00328_03889_9544.N1	27-NOV-2002 19:30:05	Bright	36.000	83		2.3780	11000.	72	3889	No
411	GOM_NL__2PRFIN20021127_193234_000000382011_00328_03889_9545.N1	27-NOV-2002 19:32:34	Bright	38.000	3	16Alp Boo	-0.050000	4250.0	76	3889	No
412	GOM_NL__2PRFIN20021127_193545_000000632011_00328_03889_9546.N1	27-NOV-2002 19:35:45	Bright	62.500	96	68Del Leo	2.5600	9300.0	125	3889	No
413	GOM_NL__2PRFIN20021127_194000_000001622011_00328_03889_9547.N1	27-NOV-2002 19:40:00	Twilight	162.00	51	41Gam1Leo	2.0100	4500.0	324	3889	No
414	GOM_NL__2PRFIN20021127_194449_000000482011_00328_03889_9548.N1	27-NOV-2002 19:44:49	Twilight	48.000	163	7Del Crv	2.9450	11000.	96	3889	No
415	GOM_NL__2PRFIN20021127_194629_000000492011_00328_03889_9549.N1	27-NOV-2002 19:46:29	Twilight	49.000	106	9Bet Crv	2.6480	5600.0	98	3889	No
416	GOM_NL__2PRFIN20021127_194842_000000442011_00328_03889_9550.N1	27-NOV-2002 19:48:42	Twilight	44.000	123	1ot Cen	2.7500	10200.	88	3889	No
417	GOM_NL__2PRFIN20021127_195243_000000432011_00328_03889_9551.N1	27-NOV-2002 19:52:43	Dark	43.000	64	Gam Cen	2.2000	10600.	86	3889	No
418	GOM_NL__2PRFIN20021127_195438_000000442011_00328_03889_9552.N1	27-NOV-2002 19:54:38	Dark	44.000	10	Bet Cen	0.61000	28000.	88	3889	No
419	GOM_NL__2PRFIN20021127_195624_000000392011_00329_03890_9517.N1	27-NOV-2002 19:56:24	Dark	39.000	12	Alp1Cru	0.77500	30000.	78	3890	No
420	GOM_NL__2PRFIN20021127_195858_000000402011_00329_03890_9518.N1	27-NOV-2002 19:58:58	Dark	39.500	124	The Car	2.7640	30000.	79	3890	No
421	GOM_NL__2PRFIN20021127_200038_000000412011_00329_03890_9519.N1	27-NOV-2002 20:00:38	Dark	41.000	159	Ups Car	2.9200	7200.0	82	3890	No
422	GOM_NL__2PRFIN20021127_200330_000000582011_00329_03890_9520.N1	27-NOV-2002 20:03:30	Dark	57.500	41	Eps Car	1.8600	4100.0	115	3890	No
423	GOM_NL__2PRFIN20021127_200516_000000512011_00329_03890_9521.N1	27-NOV-2002 20:05:16	Dark	51.000	34	Gam2Vel	1.7930	23000.	102	3890	No
424	GOM_NL__2PRFIN20021127_200653_000000562011_00329_03890_9522.N1	27-NOV-2002 20:06:53	Dark	56.000	70	Zet Pup	2.2460	39000.	112	3890	No
425	GOM_NL__2PRFIN20021127_200854_000000562011_00329_03890_9523.N1	27-NOV-2002 20:08:54	Dark	56.000	2	Alp Car	-0.73600	7000.0	112	3890	No
426	GOM_NL__2PRFIN20021127_201031_000000692011_00329_03890_9524.N1	27-NOV-2002 20:10:31	Dark	69.000	117	Pi Pup	2.7060	3800.0	138	3890	No
427	GOM_NL__2PRFIN20021127_201426_000000722011_00329_03890_9525.N1	27-NOV-2002 20:14:26	Dark	71.500	23	21Eps CMa	1.5020	26000.	143	3890	No
428	GOM_NL__2PRFIN20021127_201640_000000832011_00329_03890_9526.N1	27-NOV-2002 20:16:40	Straylight	82.500	179	24Omi2CMa	3.0320	24000.	165	3890	No
429	GOM_NL__2PRFIN20021127_202051_000000782011_00329_03890_9527.N1	27-NOV-2002 20:20:51	Straylight	78.000	47	2Bet CMa	1.9760	28000.	156	3890	No
430	GOM_NL__2PRFIN20021127_202453_000000732011_00329_03890_9528.N1	27-NOV-2002 20:24:53	Straylight	72.500	56	53Kap Ori	2.0650	30000.	145	3890	No
431	GOM_NL__2PRFIN20021127_202831_000000692011_00329_03890_9529.N1	27-NOV-2002 20:28:31	Twilight	69.000	30	46Eps Ori	1.6940	30000.	138	3890	No
432	GOM_NL__2PRFIN20021127_203121_000000762011_00329_03890_9530.N1	27-NOV-2002 20:31:21	Bright	75.500	27	24Gam Ori	1.6360	26000.	151	3890	No
433	GOM_NL__2PRFIN20021127_203406_000000372011_00329_03890_9531.N1	27-NOV-2002 20:34:06	Bright	37.000	105	6Bet Ari	2.6450	8900.0	74	3890	No
434	GOM_NL__2PRFIN20021127_203718_000000412011_00329_03890_9532.N1	27-NOV-2002 20:37:18	Bright	40.500	150	44Zet Per	2.8900	28000.	81	3890	No
435	GOM_NL__2PRFIN20021127_203924_000000392011_00329_03890_9533.N1	27-NOV-2002 20:39:24	Bright	39.000	79	26Bet Per	2.3100	13100.	78	3890	No
436	GOM_NL__2PRFIN20021127_204143_000000412011_00329_03890_9534.N1	27-NOV-2002 20:41:43	Bright	41.000	175	39Del Per	3.0100	19400.	82	3890	No
437	GOM_NL__2PRFIN20021127_204449_000000532011_00329_03890_9535.N1	27-NOV-2002 20:44:49	Bright	53.000	68	18Alp Cas	2.2250	4500.0	106	3890	No
438	GOM_NL__2PRFIN20021127_204604_000000382011_00329_03890_9536.N1	27-NOV-2002 20:46:04	Bright	37.500	74	11Bet Cas	2.2680	6600.0	75	3890	No
439	GOM_NL__2PRFIN20021127_205257_000000372011_00329_03890_9537.N1	27-NOV-2002 20:52:57	Bright	36.500	49	1Alp UMi	1.9900	6300.0	73	3890	No
440	GOM_NL__2PRFIN20021127_205734_000000352011_00329_03890_9538.N1	27-NOV-2002 20:57:34	Bright	35.000	60	7Bet UMi	2.0810	3950.0	70	3890	No
441	GOM_NL__2PRFIN20021127_205952_000000472011_00329_03890_9539.N1	27-NOV-2002 20:59:52	Bright	47.000	36	50Alp UMa	1.8000	6300.0	94	3890	No
442	GOM_NL__2PRFIN20021127_210129_000000482011_00329_03890_9540.N1	27-NOV-2002 21:01:29	Bright	48.000	82	48Bet UMa	2.3650	10600.	96	3890	No
443	GOM_NL__2PRFIN20021127_210315_000000402011_00329_03890_9541.N1	27-NOV-2002 21:03:15	Bright	39.500	55	79Zet UMa	2.0600	10200.	79	3890	No
444	GOM_NL__2PRFIN20021127_210449_000000422011_00329_03890_9542.N1	27-NOV-2002 21:04:49	Bright	41.500	39	85Eta UMa	1.8540	24000.	83	3890	No
445	GOM_NL__2PRFIN20021127_210739_000000382011_00329_03890_9543.N1	27-NOV-2002 21:07:39	Bright	38.000	180	27Gam Boo	3.0400	8000.0	76	3890	No
446	GOM_NL__2PRFIN20021127_211041_000000362011_00329_03890_9544.N1	27-NOV-2002 21:10:41	Bright	35.500	83		2.3780	11000.	71	3890	No
447	GOM_NL__2PRFIN20021127_211309_000000392011_00329_03890_9545.N1	27-NOV-2002 21:13:09	Bright	38.500	3	16Alp Boo	-0.050000	4250.0	77	3890	No
448	GOM_NL__2PRFIN20021127_211622_000000672011_00329_03890_9546.N1	27-NOV-2002 21:16:22	Bright	67.000	96	68Del Leo	2.5600	9300.0	134	3890	No
449	GOM_NL__2PRFIN20021127_212038_000001662011_00329_03890_9547.N1	27-NOV-2002 21:20:38	Twilight	165.50	51	41Gam1Leo	2.0100	4500.0	331	3890	No
450	GOM_NL__2PRFIN20021127_212526_000000492011_00329_03890_9548.N1	27-NOV-2002 21:25:26	Twilight	48.500	163	7Del Crv	2.9450	11000.	97	3890	No
451	GOM_NL__2PRFIN20021127_212705_000000482011_00329_03890_9549.N1	27-NOV-2002 21:27:05	Twilight	47.500	106	9Bet Crv	2.6480	5600.0	95	3890	No
452	GOM_NL__2PRFIN20021127_212920_000000432011_00329_03890_9550.N1	27-NOV-2002 21:29:20	Twilight	43.000	123	1ot Cen	2.7500	10200.	86	3890	No
453	GOM_NL__2PRFIN20021127_213318_000000402011_00329_03890_9551.N1	27-NOV-2002 21:33:18	Dark	40.000	64	Gam Cen	2.2000	10600.	80	3890	No
454	GOM_NL__2PRFIN20021127_213514_000000412011_00329_03890_9552.N1	27-NOV-2002 21:35:14	Dark	40.500	10	Bet Cen	0.61000	28000.	81	3890	No
455	GOM_NL__2PRFIN20021127_213700_000000472011_00330_03891_9517.N1	27-NOV-2002 21:37:00	Dark	46.500	12	Alp1Cru	0.77500	30000.	93	3891	No

456	GOM_NL__2PRFIN20021127_213935_000000382011_00330_03891_9518.N1	27-NOV-2002 21:39:35	Dark	38.000	124	The Car	2.7640	30000.	76	3891	No
457	GOM_NL__2PRFIN20021127_214115_000000412011_00330_03891_9519.N1	27-NOV-2002 21:41:15	Dark	41.000	159	Ups Car	2.9200	7200.0	82	3891	No
458	GOM_NL__2PRFIN20021127_214406_000000512011_00330_03891_9520.N1	27-NOV-2002 21:44:06	Dark	51.000	41	Eps Car	1.8600	4100.0	102	3891	No
459	GOM_NL__2PRFIN20021127_214551_000000532011_00330_03891_9521.N1	27-NOV-2002 21:45:51	Dark	53.000	34	Gam2Vel	1.7930	23000.	106	3891	No
460	GOM_NL__2PRFIN20021127_214728_000000612011_00330_03891_9522.N1	27-NOV-2002 21:47:28	Dark	61.000	70	Zet Pup	2.2460	39000.	122	3891	No
461	GOM_NL__2PRFIN20021127_214930_000000592011_00330_03891_9523.N1	27-NOV-2002 21:49:30	Dark	59.000	2	Alp Car	-0.73600	7000.0	118	3891	No
462	GOM_NL__2PRFIN20021127_215108_000000652011_00330_03891_9524.N1	27-NOV-2002 21:51:08	Dark	65.000	117	Pi Pup	2.7060	3800.0	130	3891	No
463	GOM_NL__2PRFIN20021127_215503_000000752011_00330_03891_9525.N1	27-NOV-2002 21:55:03	Dark	74.500	23	21Eps CMa	1.5020	26000.	149	3891	No
464	GOM_NL__2PRFIN20021127_215717_000000802011_00330_03891_9526.N1	27-NOV-2002 21:57:17	Straylight	79.500	179	24Omi2CMa	3.0320	24000.	159	3891	No
465	GOM_NL__2PRFIN20021127_220127_000000792011_00330_03891_9527.N1	27-NOV-2002 22:01:27	Straylight	78.500	47	2Bet CMa	1.9760	28000.	157	3891	No
466	GOM_NL__2PRFIN20021127_220528_000000712011_00330_03891_9528.N1	27-NOV-2002 22:05:28	Straylight	71.000	56	53Kap Ori	2.0650	30000.	142	3891	No
467	GOM_NL__2PRFIN20021127_220906_000000692011_00330_03891_9529.N1	27-NOV-2002 22:09:06	Twilight	69.000	30	46Eps Ori	1.6940	30000.	138	3891	No
468	GOM_NL__2PRFIN20021127_221157_000000682011_00330_03891_9530.N1	27-NOV-2002 22:11:57	Bright	67.500	27	24Gam Ori	1.6360	26000.	135	3891	No
469	GOM_NL__2PRFIN20021127_221442_000000382011_00330_03891_9531.N1	27-NOV-2002 22:14:42	Bright	37.500	105	6Bet Ari	2.6450	8900.0	75	3891	No
470	GOM_NL__2PRFIN20021127_221753_000000432011_00330_03891_9532.N1	27-NOV-2002 22:17:53	Bright	42.500	150	44Zet Per	2.8900	28000.	85	3891	No
471	GOM_NL__2PRFIN20021127_222000_000000382011_00330_03891_9533.N1	27-NOV-2002 22:20:00	Bright	38.000	79	26Bet Per	2.3100	13100.	76	3891	No
472	GOM_NL__2PRFIN20021127_222219_000000392011_00330_03891_9534.N1	27-NOV-2002 22:22:19	Bright	39.000	175	39Del Per	3.0100	19400.	78	3891	No
473	GOM_NL__2PRFIN20021127_222525_000000382011_00330_03891_9535.N1	27-NOV-2002 22:25:25	Bright	37.500	68	18Alp Cas	2.2250	4500.0	75	3891	No
474	GOM_NL__2PRFIN20021127_222640_000000382011_00330_03891_9536.N1	27-NOV-2002 22:26:40	Bright	37.500	74	11Bet Cas	2.2680	6600.0	75	3891	No
475	GOM_NL__2PRFIN20021127_223332_000000352011_00330_03891_9537.N1	27-NOV-2002 22:33:32	Bright	34.500	49	1Alp UMi	1.9900	6300.0	69	3891	No
476	GOM_NL__2PRFIN20021127_223810_000000392011_00330_03891_9538.N1	27-NOV-2002 22:38:10	Bright	39.000	60	7Bet UMi	2.0810	3950.0	78	3891	No
477	GOM_NL__2PRFIN20021127_224028_000000472011_00330_03891_9539.N1	27-NOV-2002 22:40:28	Bright	46.500	36	50Alp UMa	1.8000	6300.0	93	3891	No
478	GOM_NL__2PRFIN20021127_224204_000000482011_00330_03891_9540.N1	27-NOV-2002 22:42:04	Bright	47.500	82	48Bet UMa	2.3650	10600.	95	3891	No
479	GOM_NL__2PRFIN20021127_224351_000000402011_00330_03891_9541.N1	27-NOV-2002 22:43:51	Bright	39.500	55	79Zet UMa	2.0600	10200.	79	3891	No
480	GOM_NL__2PRFIN20021127_224527_000000392011_00330_03891_9542.N1	27-NOV-2002 22:45:27	Bright	38.500	39	85Eta UMa	1.8540	24000.	77	3891	No
481	GOM_NL__2PRFIN20021127_224816_000000382011_00330_03891_9543.N1	27-NOV-2002 22:48:16	Bright	38.000	180	27Gam Boo	3.0400	8000.0	76	3891	No
482	GOM_NL__2PRFIN20021127_225117_000000362011_00330_03891_9544.N1	27-NOV-2002 22:51:17	Bright	35.500	83		2.3780	11000.	71	3891	No
483	GOM_NL__2PRFIN20021127_225346_000000372011_00330_03891_9545.N1	27-NOV-2002 22:53:46	Bright	37.000	3	16Alp Boo	-0.050000	4250.0	74	3891	No
484	GOM_NL__2PRFIN20021127_225659_000000922011_00330_03891_9546.N1	27-NOV-2002 22:56:59	Bright	92.000	96	68Del Leo	2.5600	9300.0	184	3891	No
485	GOM_NL__2PRFIN20021127_230116_000001682011_00330_03891_9547.N1	27-NOV-2002 23:01:16	Twilight	168.00	51	41Gam1Leo	2.0100	4500.0	336	3891	No
486	GOM_NL__2PRFIN20021127_230604_000000452011_00330_03891_9548.N1	27-NOV-2002 23:06:04	Twilight	44.500	163	7Del Crv	2.9450	11000.	89	3891	No
487	GOM_NL__2PRFIN20021127_230744_000000482011_00330_03891_9549.N1	27-NOV-2002 23:07:44	Twilight	47.500	106	9Bet Crv	2.6480	5600.0	95	3891	No
488	GOM_NL__2PRFIN20021127_230957_000000382011_00330_03891_9550.N1	27-NOV-2002 23:09:57	Twilight	38.000	123	1ot Cen	2.7500	10200.	76	3891	No
489	GOM_NL__2PRFIN20021127_231354_000000412011_00330_03891_9551.N1	27-NOV-2002 23:13:54	Dark	40.500	64	Gam Cen	2.2000	10600.	81	3891	No
490	GOM_NL__2PRFIN20021127_231550_000000392011_00330_03891_9552.N1	27-NOV-2002 23:15:50	Dark	39.000	10	Bet Cen	0.61000	28000.	78	3891	No
491	GOM_NL__2PRFIN20021127_231736_000000422011_00331_03892_9517.N1	27-NOV-2002 23:17:36	Dark	42.000	12	Alp1Cru	0.77500	30000.	84	3892	No
492	GOM_NL__2PRFIN20021127_232012_000000392011_00331_03892_9518.N1	27-NOV-2002 23:20:12	Dark	38.500	124	The Car	2.7640	30000.	77	3892	No
493	GOM_NL__2PRFIN20021127_232151_000000392011_00331_03892_9519.N1	27-NOV-2002 23:21:51	Dark	39.000	159	Ups Car	2.9200	7200.0	78	3892	No
494	GOM_NL__2PRFIN20021127_232443_000000492011_00331_03892_9520.N1	27-NOV-2002 23:24:43	Dark	48.500	41	Eps Car	1.8600	4100.0	97	3892	No
495	GOM_NL__2PRFIN20021127_232630_000000532011_00331_03892_9521.N1	27-NOV-2002 23:26:30	Dark	52.500	34	Gam2Vel	1.7930	23000.	105	3892	No
496	GOM_NL__2PRFIN20021127_232807_000000602011_00331_03892_9522.N1	27-NOV-2002 23:28:07	Dark	59.500	70	Zet Pup	2.2460	39000.	119	3892	No
497	GOM_NL__2PRFIN20021127_233008_000000522011_00331_03892_9523.N1	27-NOV-2002 23:30:08	Dark	51.500	2	Alp Car	-0.73600	7000.0	103	3892	No
498	GOM_NL__2PRFIN20021127_233145_000000632011_00331_03892_9524.N1	27-NOV-2002 23:31:45	Dark	62.500	117	Pi Pup	2.7060	3800.0	125	3892	No
499	GOM_NL__2PRFIN20021127_233540_000000722011_00331_03892_9525.N1	27-NOV-2002 23:35:40	Dark	71.500	23	21Eps CMa	1.5020	26000.	143	3892	No
500	GOM_NL__2PRFIN20021127_233754_000000802011_00331_03892_9526.N1	27-NOV-2002 23:37:54	Straylight	79.500	179	24Omi2CMa	3.0320	24000.	159	3892	No
501	GOM_NL__2PRFIN20021127_234204_000000782011_00331_03892_9527.N1	27-NOV-2002 23:42:04	Straylight	77.500	47	2Bet CMa	1.9760	28000.	155	3892	No
502	GOM_NL__2PRFIN20021127_234605_000000702011_00331_03892_9528.N1	27-NOV-2002 23:46:05	Straylight	70.000	56	53Kap Ori	2.0650	30000.	140	3892	No
503	GOM_NL__2PRFIN20021127_234942_000000752011_00331_03892_9529.N1	27-NOV-2002 23:49:42	Twilight	74.500	30	46Eps Ori	1.6940	30000.	149	3892	No
504	GOM_NL__2PRFIN20021127_235233_000000662011_00331_03892_9530.N1	27-NOV-2002 23:52:33	Bright	65.500	27	24Gam Ori	1.6360	26000.	131	3892	No
505	GOM_NL__2PRFIN20021127_235518_000000372011_00331_03892_9531.N1	27-NOV-2002 23:55:18	Bright	36.500	105	6Bet Ari	2.6450	8900.0	73	3892	No
506	GOM_NL__2PRFIN20021127_235830_000000412011_00331_03892_9532.N1	27-NOV-2002 23:58:30	Bright	40.500	150	44Zet Per	2.8900	28000.	81	3892	No

### 3. Quality information per product

In this section it is plotted some information contained in the Quality Summary data set of the level 2 products. Only products in dark limb conditions and without errors (error flag in the MPH set to "0") are used.


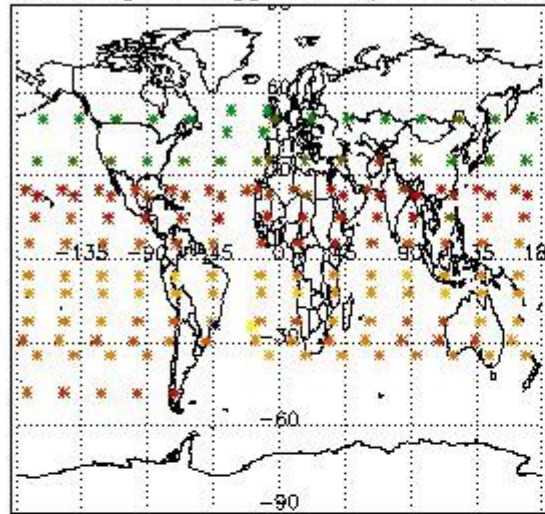
3.1 Plot quality information per product (time dependant)



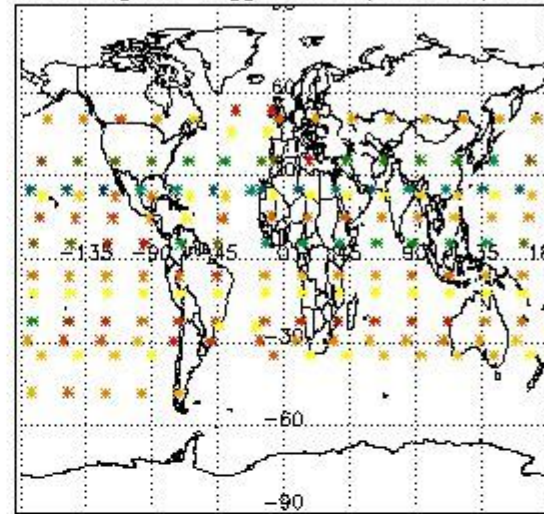
3.2 Plot quality information per product (world map)



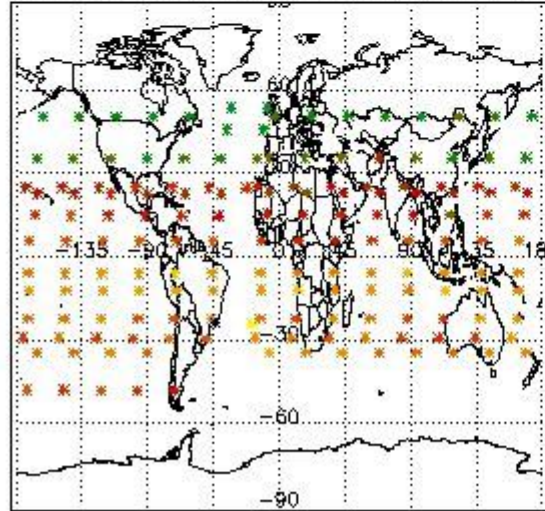
Percentage of flagged data per O3 profile



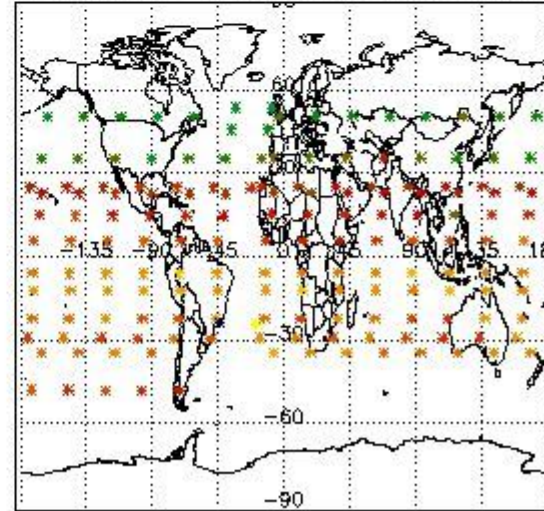
Percentage of flagged data per H2O profile



Percentage of flagged data per NO2 profile



Percentage of flagged data per NO3 profile

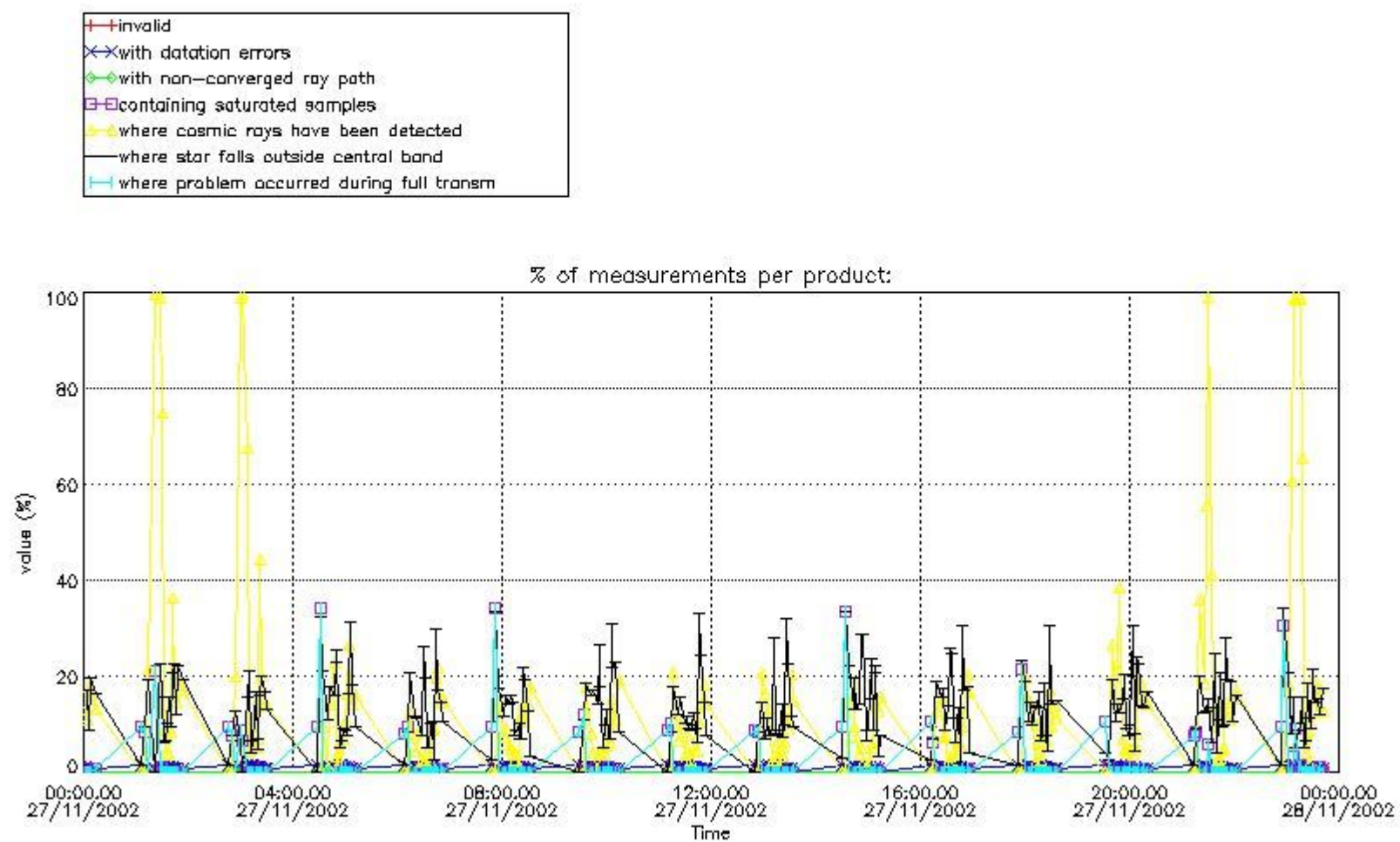


#### 4. Level 1 quality information per product

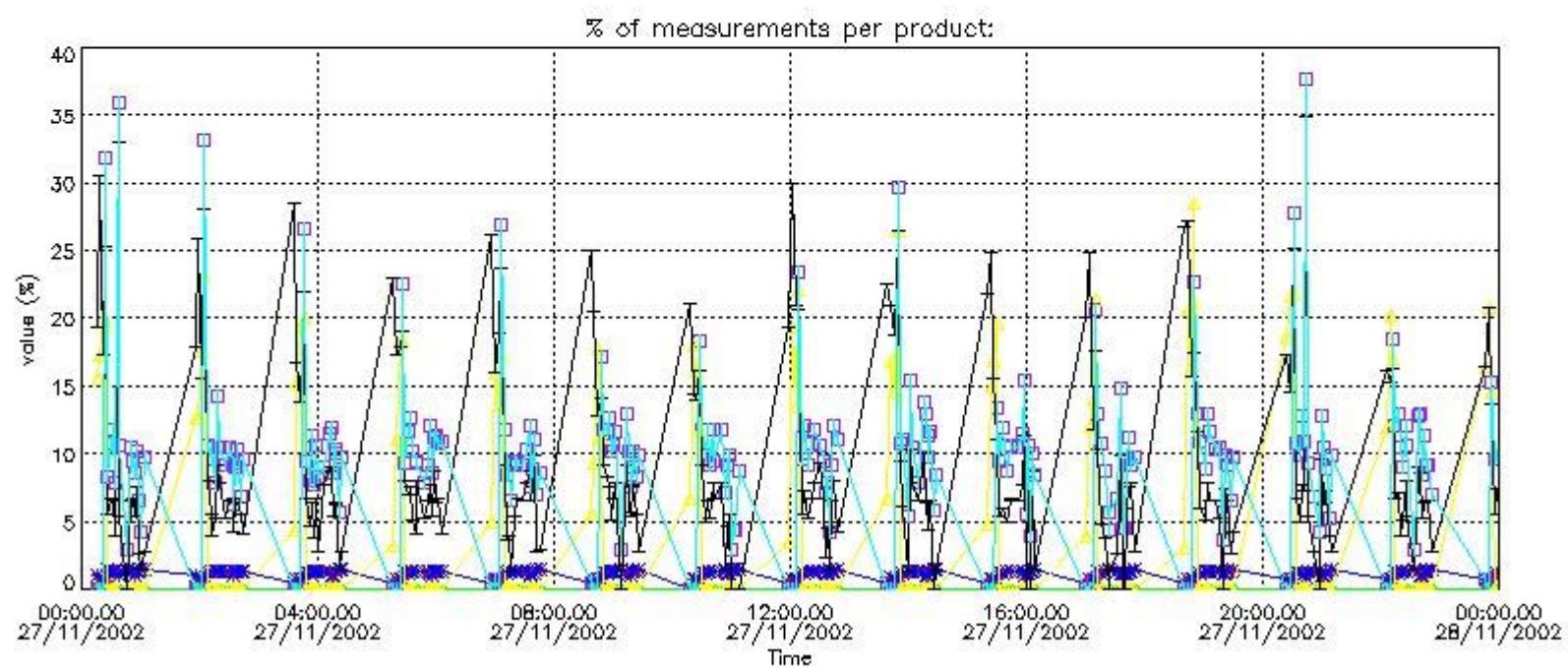
In this section it is plotted some information contained in the Quality Summary data set of the level 2 products that comes from the level 1b processing. Products without errors (error flag in the MPH set to "0") are used.

##### 4.1 Plot quality information per product (time dependant) coming from level 1b processing

###### 4.1.1 Plot level 1 quality information per product (time dependant): ENVISAT ASCENDING passes



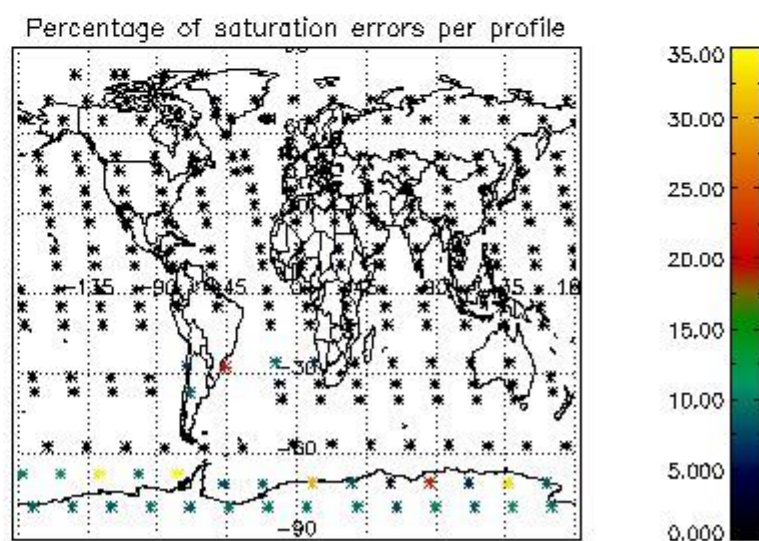
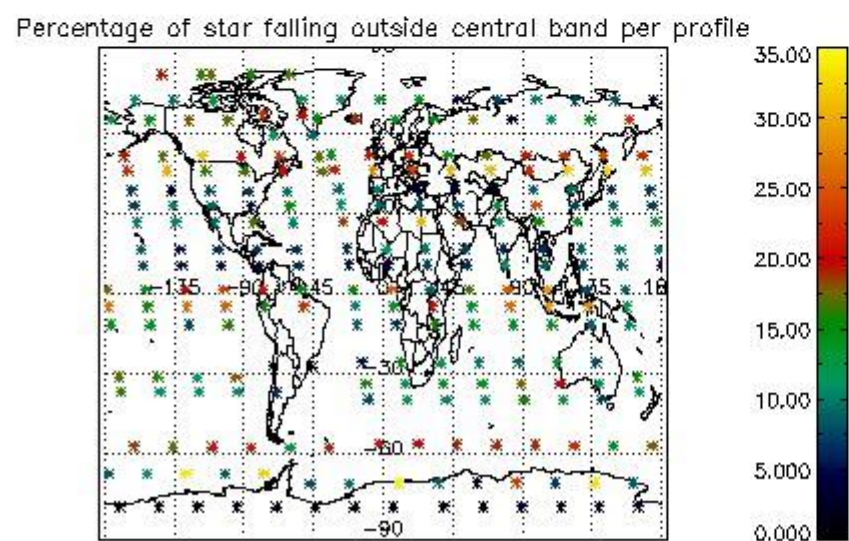
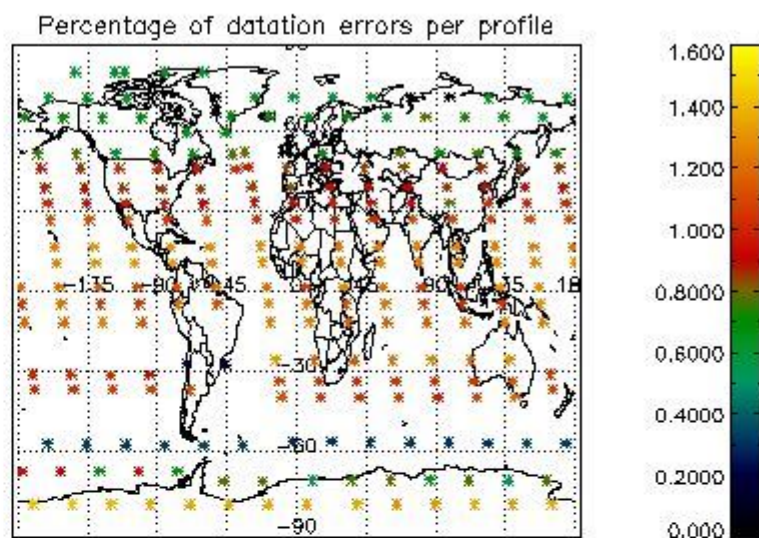
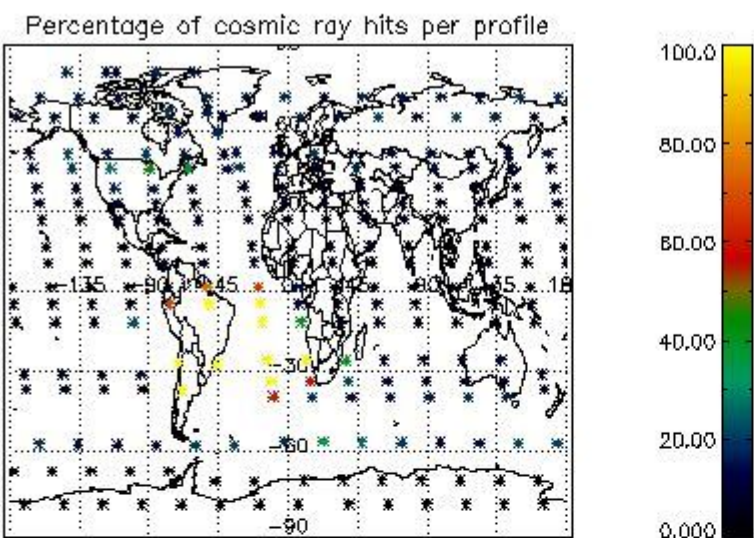
4.1.2 Plot level 1 quality information per product (time dependant): ENVISAT DESCENDING passes



4.2 Plot quality information per product coming from level 1b processing (world map)

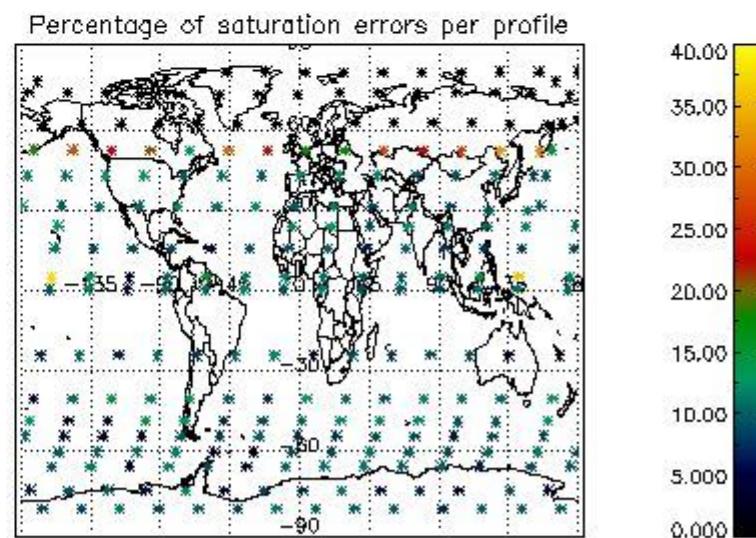
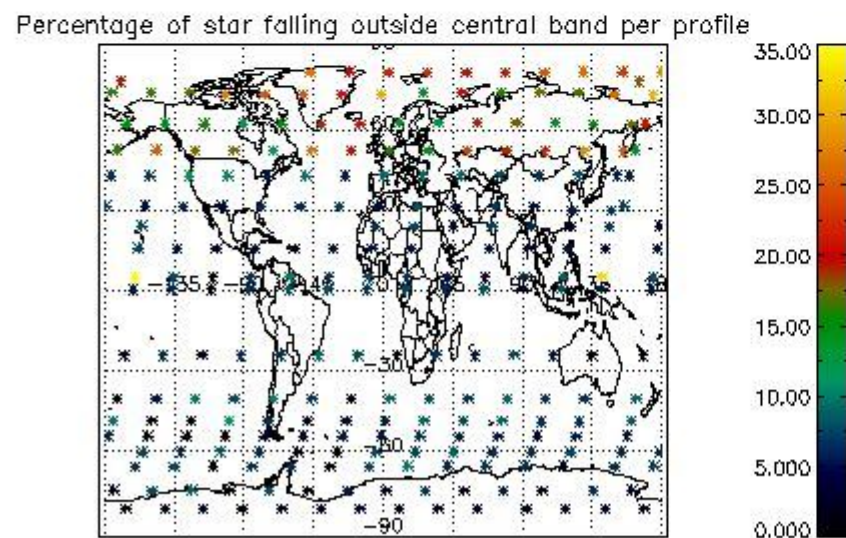
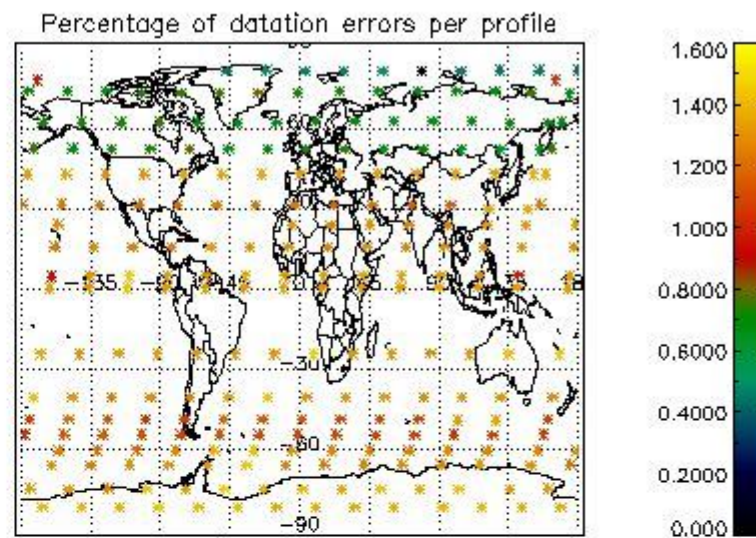
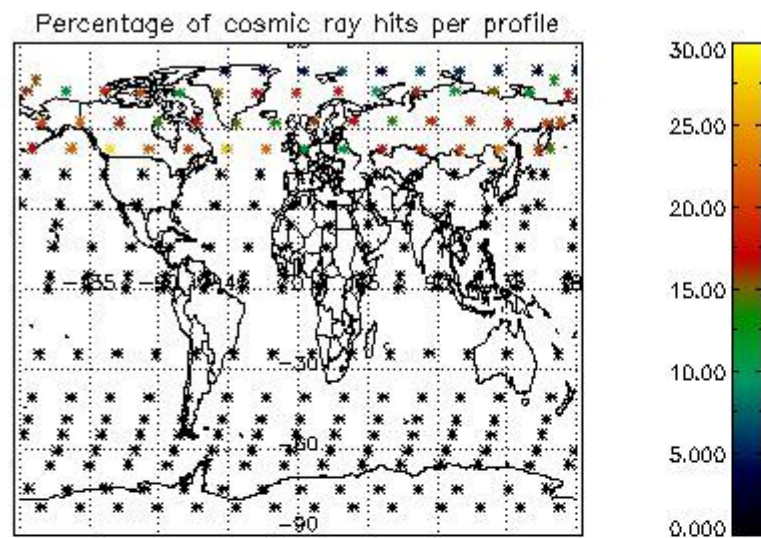
4.2.1 Plot level 1 quality information per product (world map): ENVISAT ASCENDING passes





4.2.2 Plot level 1 quality information per product (world map): ENVISAT DESCENDING passes





## 5. Trace gas profiles

### 5.1 Ozone statistics based on quality of products

The final quality of the products can be "measured" using the STD (Standard Deviation) attached to every point profile. This information is written to the parameter GOM\_NL\_\_2P/NL\_LOCAL\_SPECIES\_DENSITY/o3\_std of the level 2 products. The table below shows the statistics for given STD ranges.

The statistics are given with respect to the overall valid production:

- Products without fatal errors: GOM\_NL\_\_2P/MPH/PRODUCT\_ERR=0
- Valid point profile: GOM\_NL\_\_2P/NL\_LOCAL\_SPECIES\_DENSITY/pcd(0)=0

The 'Criteria' is applied to valid points of dark limb products:

- Products in dark limb illumination condition: GOM\_NL\_\_2P/NL\_SUMMARY\_QUALITY/obs\_ill\_cond=0
- Products without fatal errors: GOM\_NL\_\_2P/MPH/PRODUCT\_ERR=0
- Valid point profile: GOM\_NL\_\_2P/NL\_LOCAL\_SPECIES\_DENSITY/pcd(0)=0

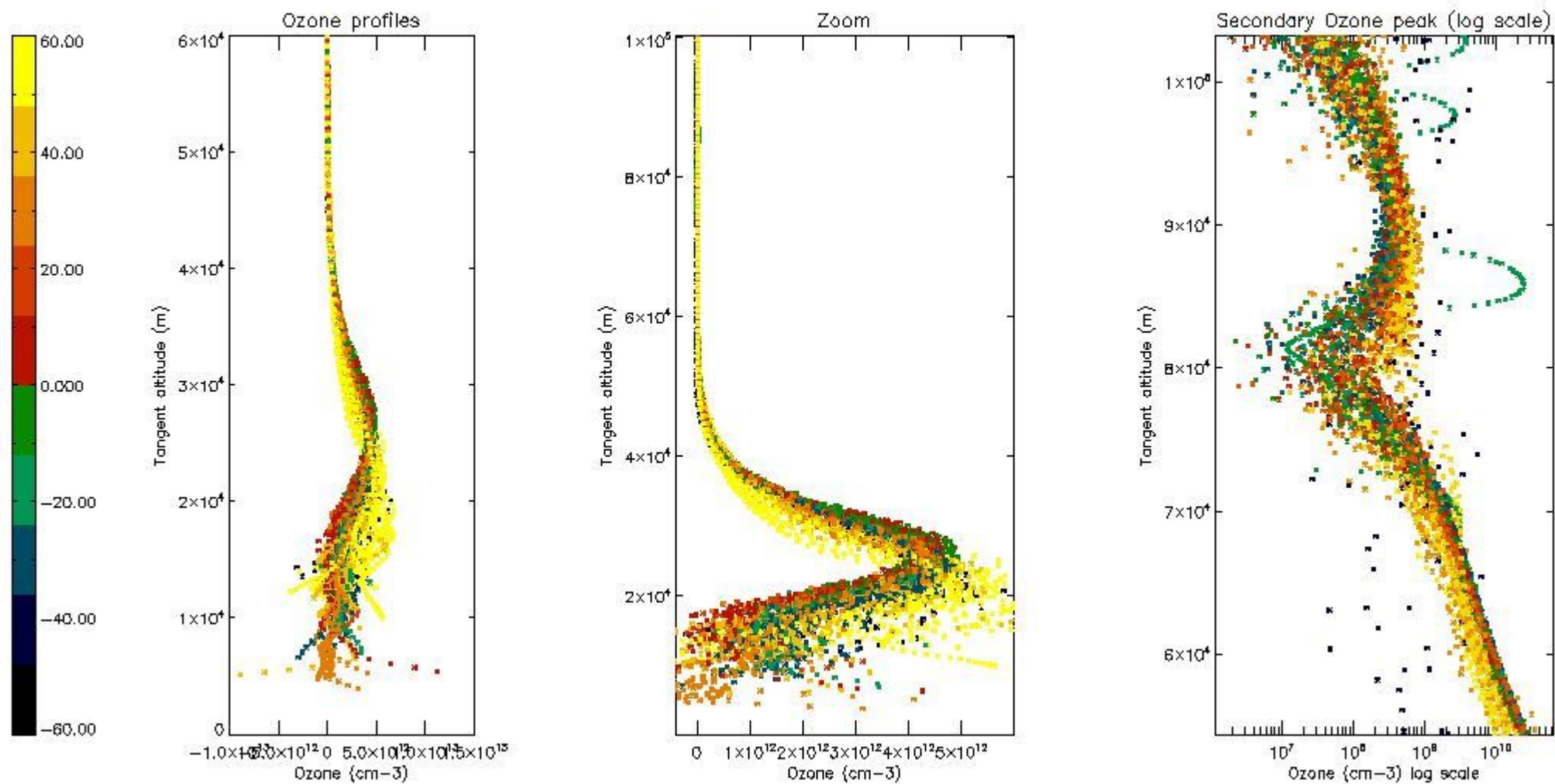
So, the table below shows the percentage of dark limb and valid observations for each criteria with respect to the overall valid daily observations.

Criteria	% of total production
All STD	33
STD < 20	21

STD < 10	18
STD < 5	14

5.2 Plot ozone profiles for all STD (dark without errors)

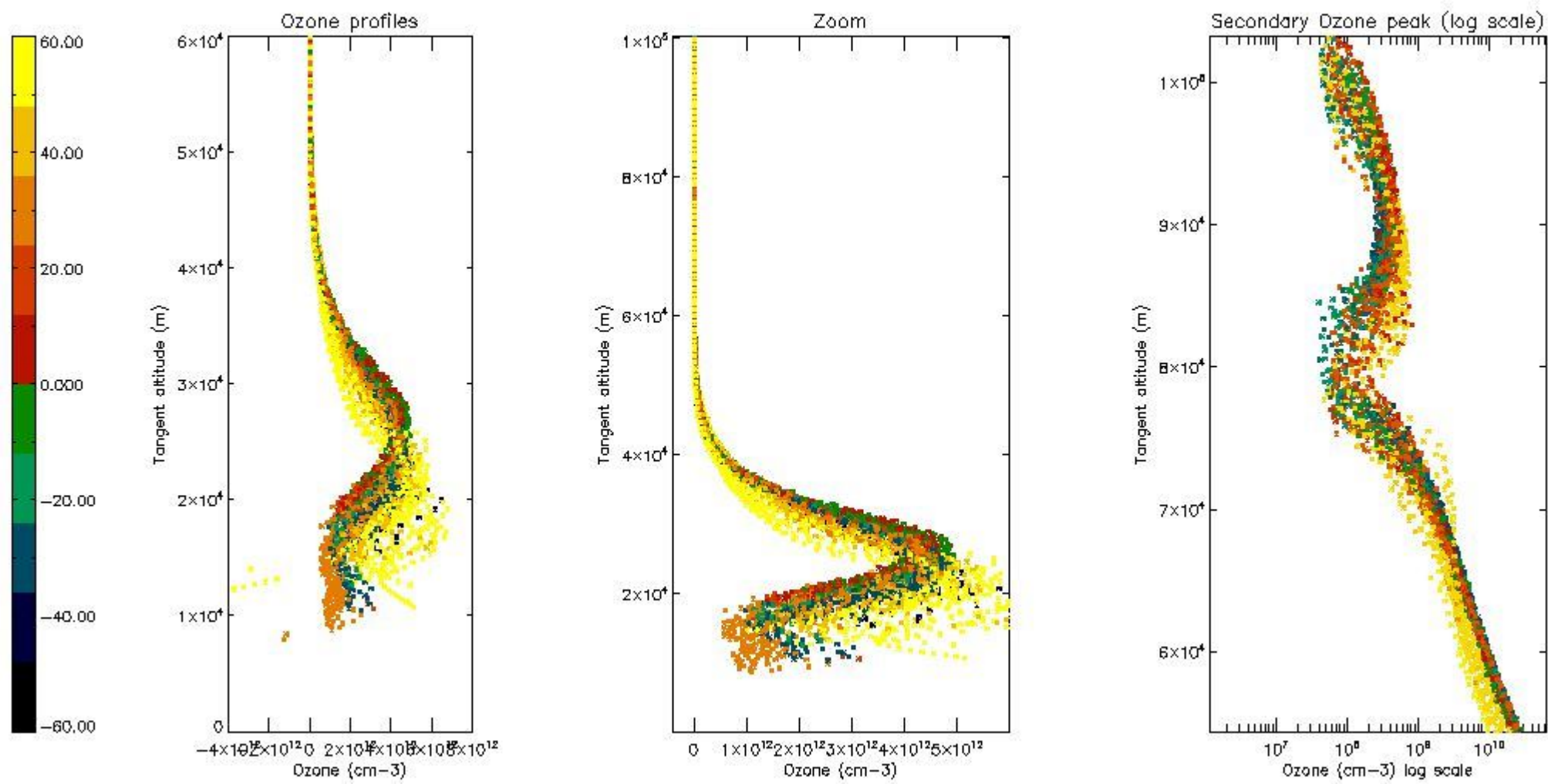
The colorbar represents the latitude.



5.3 Plot ozone profiles where STD < 20% (dark without errors)

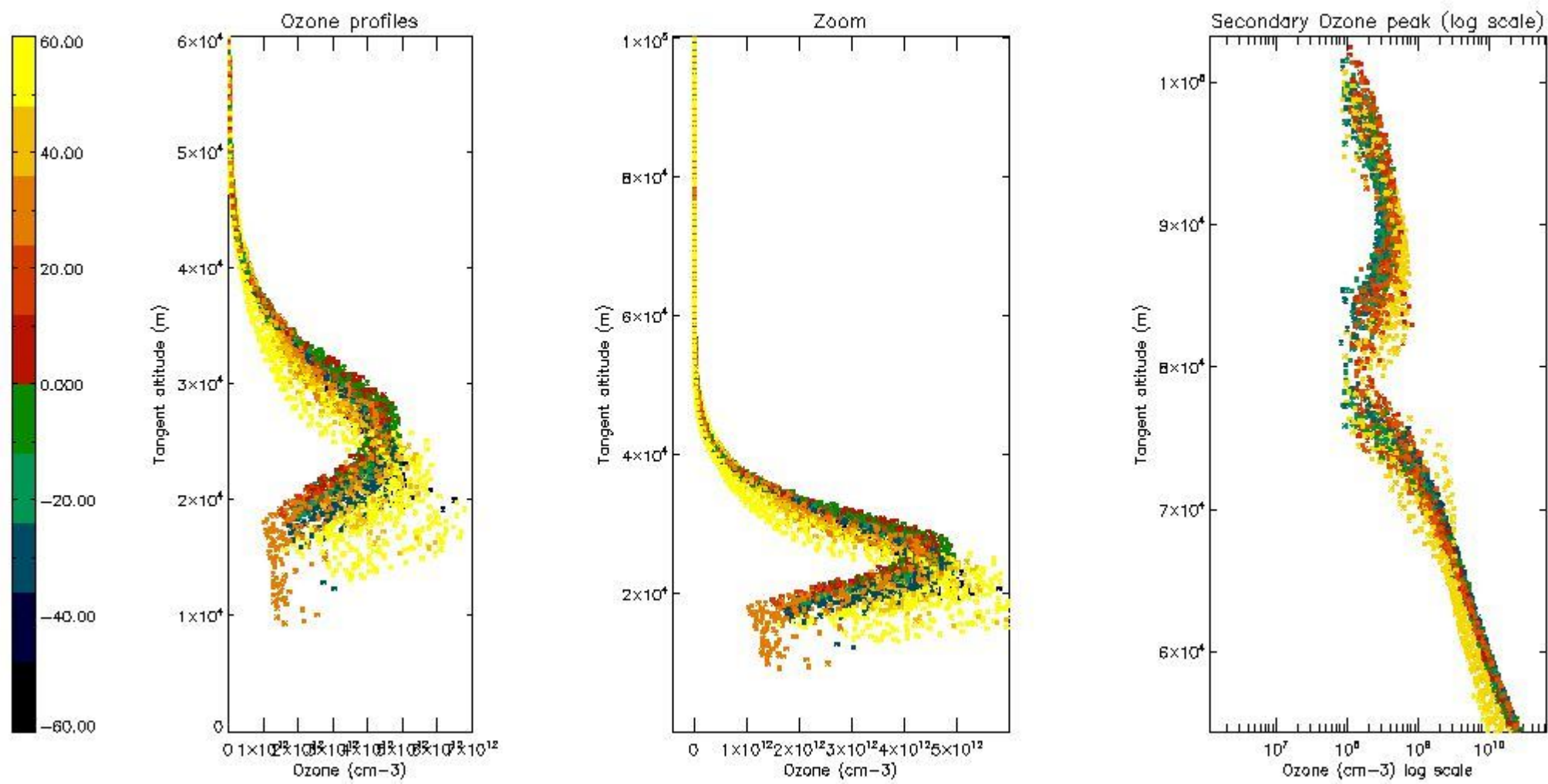
The colorbar represents the latitude.





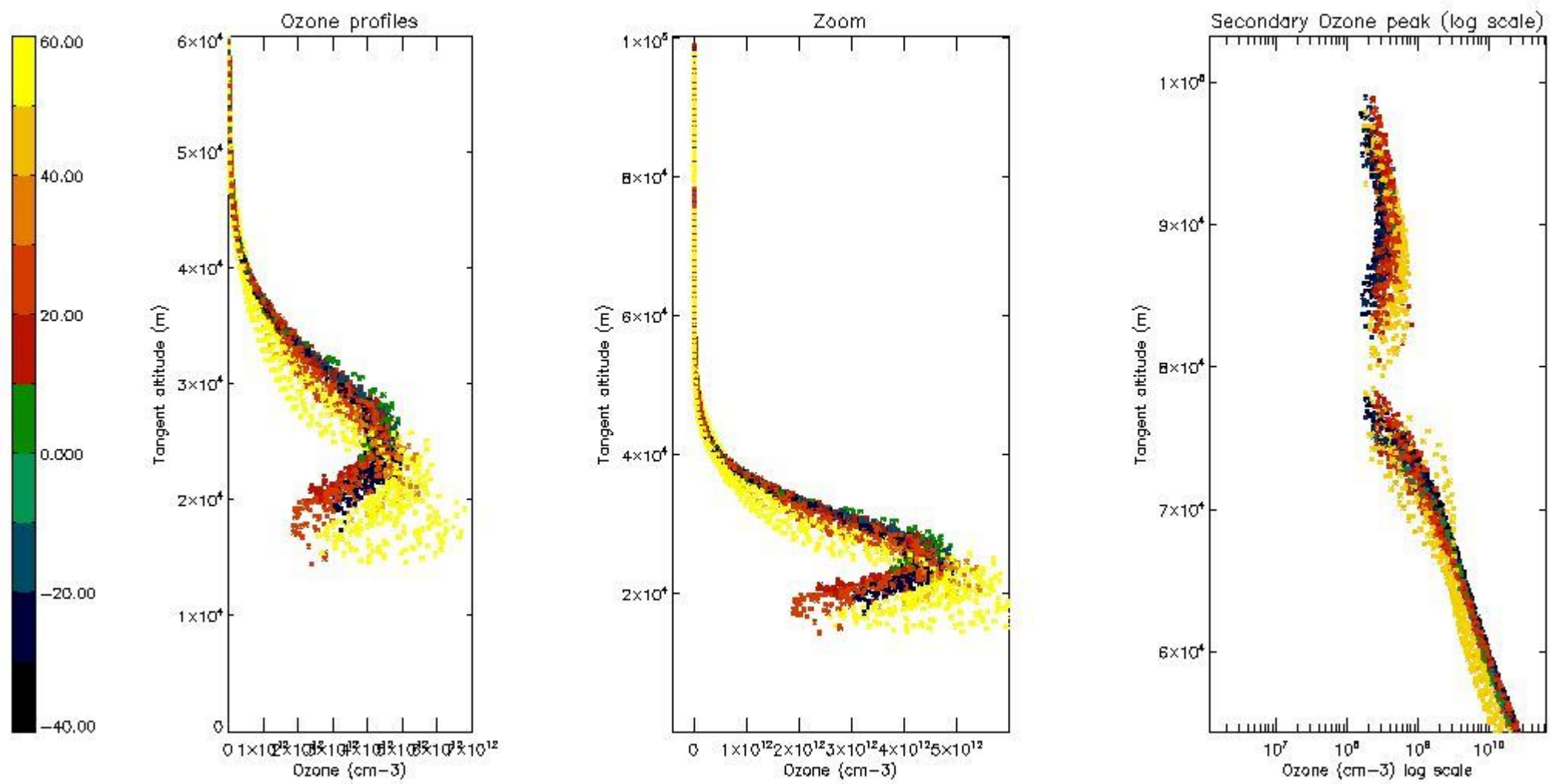
*5.4 Plot ozone profiles where STD < 10% (dark without errors)*

The colorbar represents the latitude.



*5.5 Plot ozone profiles where STD < 5% (dark without errors)*

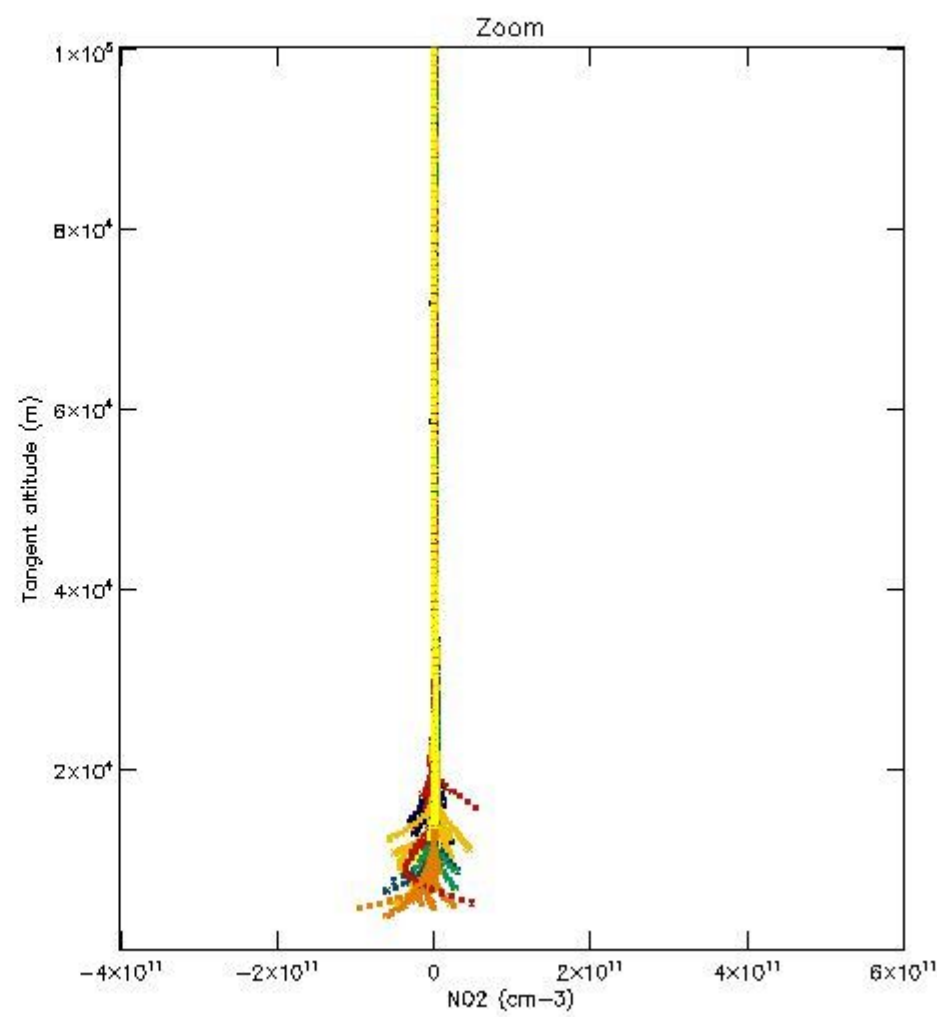
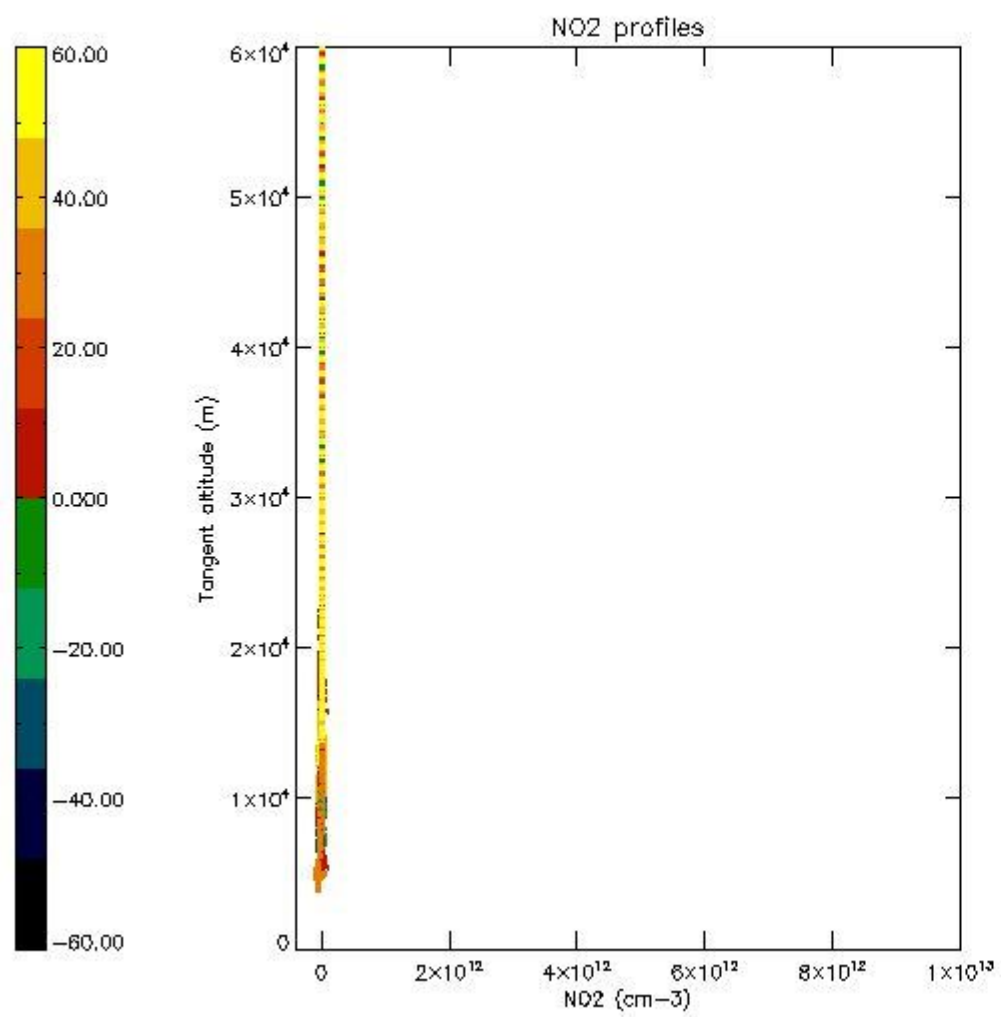
The colorbar represents the latitude.



*5.6 Plot NO<sub>2</sub> profiles for all STD (dark without errors)*

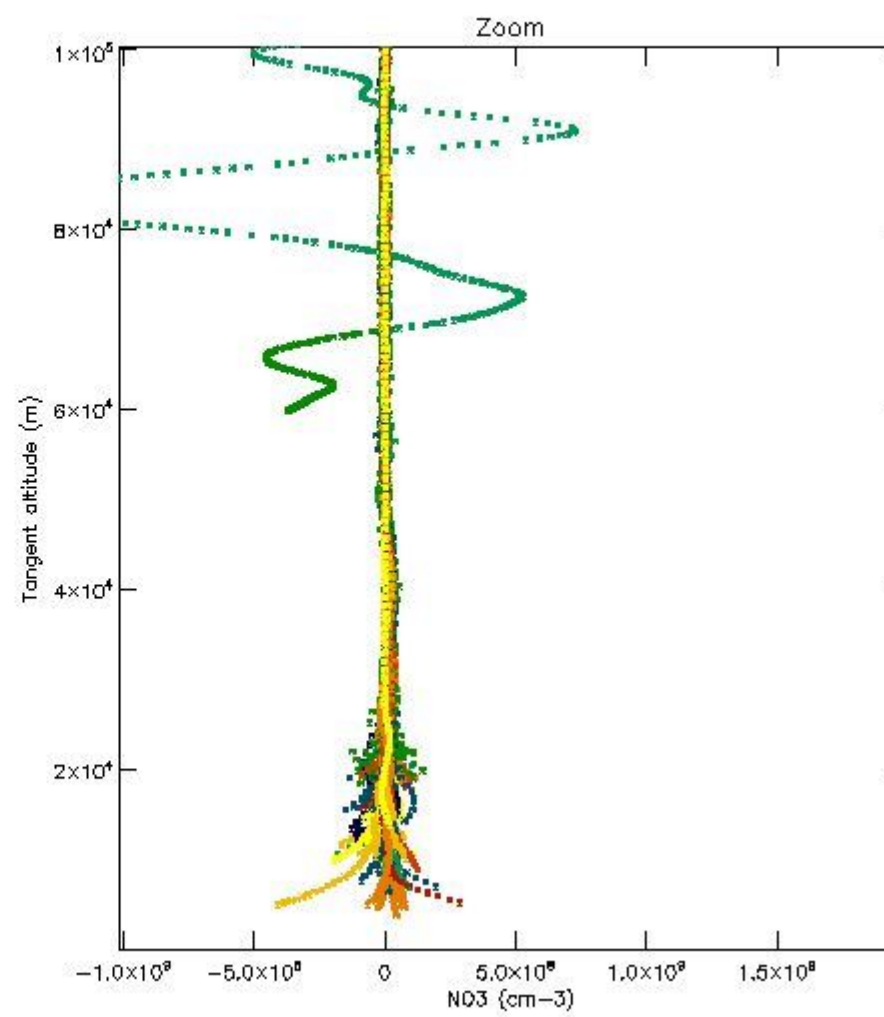
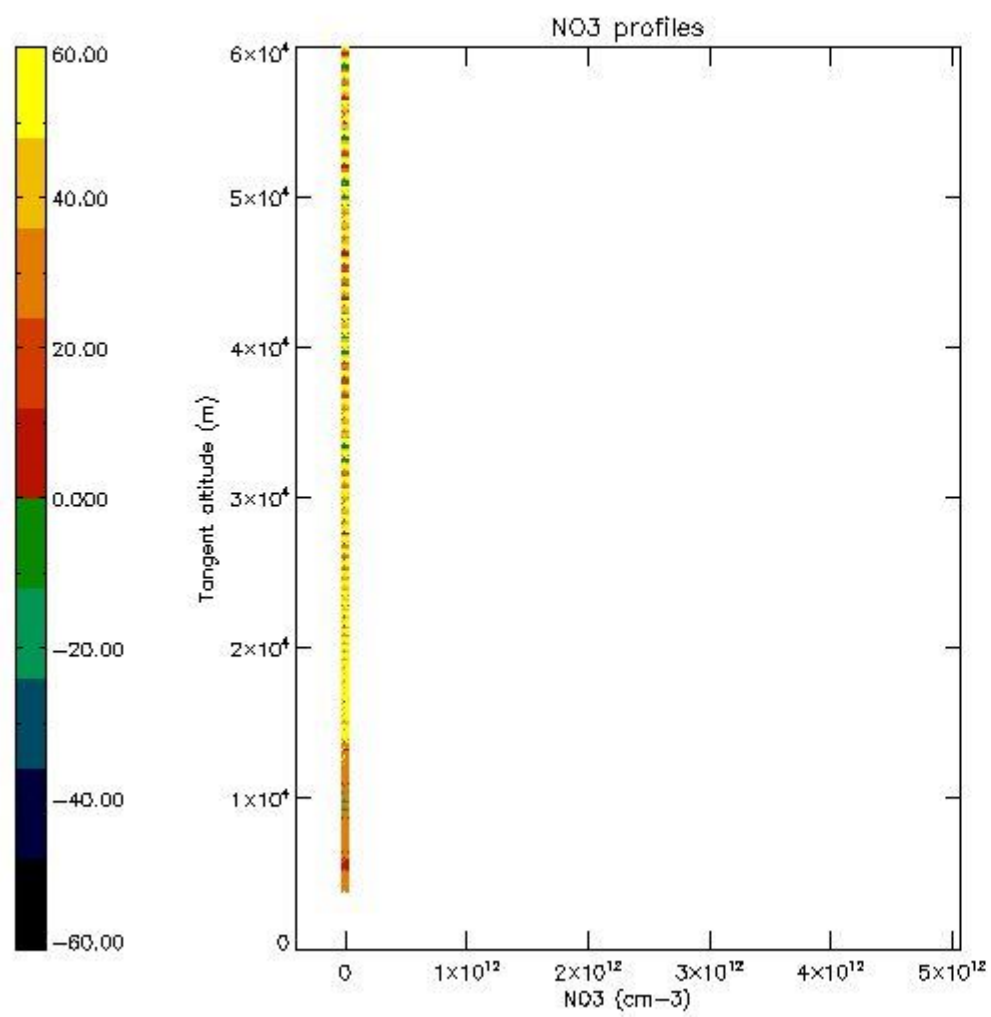
The colorbar represents the latitude.





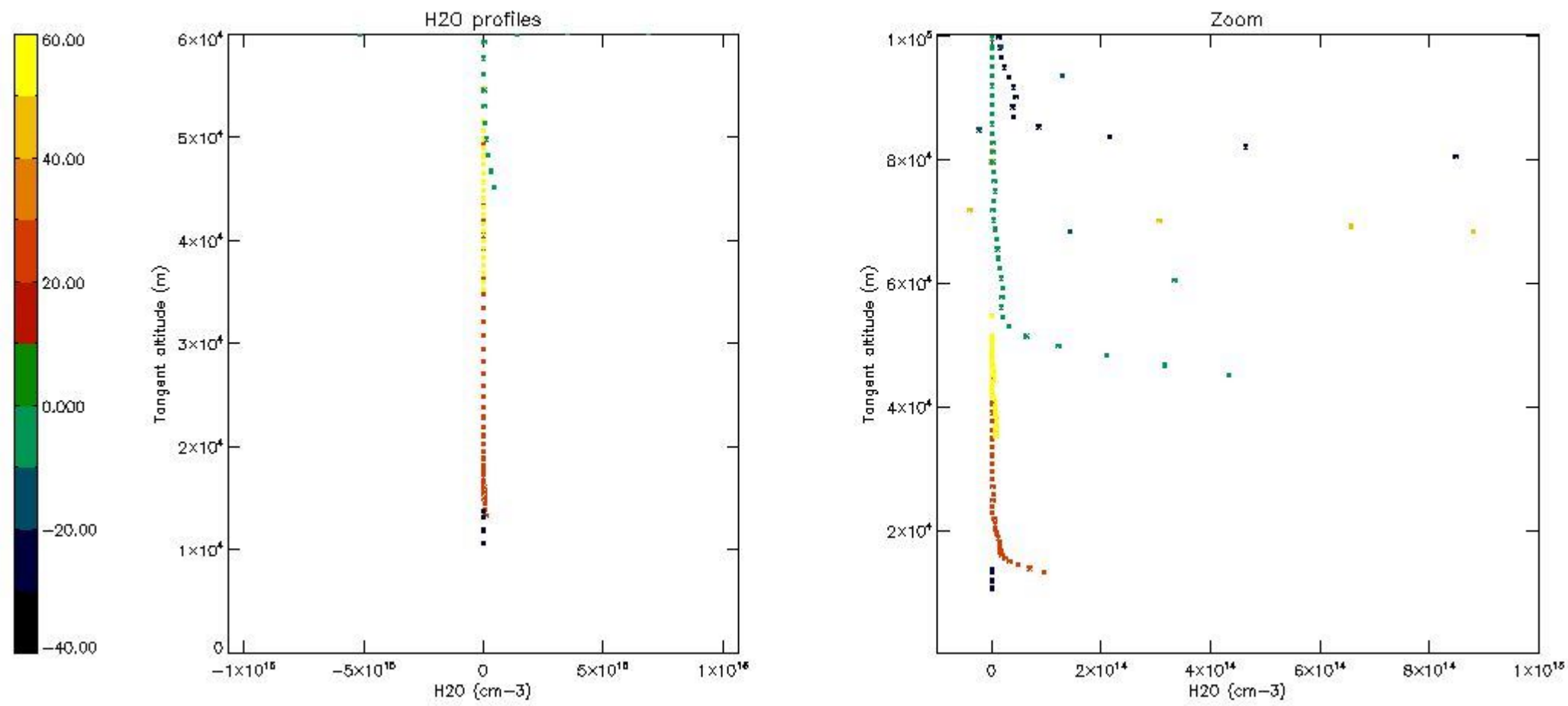
*5.7 Plot NO3 profiles for all STD (dark without errors)*

The colorbar represents the latitude.



5.8 Plot H2O profiles for all STD (only for occultations of stars 1,2,3,4,13,14,16,26,63 dark without errors)

The colorbar represents the latitude.



## 6. Auxiliary Data Files used for the production reported in section 2

The number reported in the third column indicates since which file (see list in section 2) the corresponding auxiliary file has been used. The fourth column is the date of those product files.

Type	Auxiliary Filename	Used since product	Used since product date
INST_PHYS_CHARACTERISTICS	GOM_INS_AXNIEC20050627_150440_20020301_000000_20100101_000000	1	27-NOV-2002 00:01:38
LEVEL-2_PROC_CONFIG	GOM_PR2_AXVIEC20091111_152718_20020301_000000_20500101_000000	1	27-NOV-2002 00:01:38
CROSS_SECTIONS_FILE	GOM_CRS_AXVIEC20091111_154832_20020301_000000_20500101_000000	1	27-NOV-2002 00:01:38



# GOMOS Level 2 Daily Report

## SUMMARY

### [1. General Info](#)

### [2. Summary of processed GOM\\_NL\\_2P products](#)

### [3. Level 2 Quality information per product](#)

#### [3.1 Plot of level 2 quality information per product \(time dependant\)](#)

#### [3.2 Plot of level 2 quality information per product \(world map\)](#)

### [4. Level 1 Quality information per product \(stored on level 2 products\)](#)

#### [4.1 Plot of level 1 quality information per product \(time dependant\)](#)

##### [4.1.1 Plot of level 1 quality information per product \(time dependant\): ASCENDING](#)

##### [4.1.2 Plot of level 1 quality information per product \(time dependant\): DESCENDING](#)

#### [4.2 Plot of level 1 quality information per product \(world map\)](#)

##### [4.2.1 Plot of level 1 quality information per product \(world map\): ASCENDING](#)

##### [4.2.2 Plot of level 1 quality information per product \(world map\): DESCENDING](#)

### [5. Ozone profiles based on quality statistics and other trace gas profiles](#)

#### [5.1 Ozone statistics based on quality of products](#)

#### [5.2 Plot ozone profiles for all STD \(dark without errors\)](#)

#### [5.3 Plot ozone profiles where STD < 20% \(dark without errors\)](#)

#### [5.4. Plot ozone profiles where STD < 10% \(dark without errors\)](#)

#### [5.5. Plot ozone profiles where STD < 5% \(dark without errors\)](#)

#### [5.6 Plot NO2 profiles for all STD \(dark without errors\)](#)

#### [5.7 Plot NO3 profiles for all STD \(dark without errors\)](#)

#### [5.8 Plot H2O profiles \(only for occultations of stars 1,2,3,4,13,14,16,26,63 dark without errors\) for all STD](#)

### [6. Auxiliary Data Files used for the production reported in section 2](#)

This report presents the daily analysis on parameters extracted from GOMOS level 2 data (GOM\_NL\_\_2P). It is intended to monitor some important parameters that will impact the quality of these products. A list of level 2 products (and content) that have arrived during the reporting day to the PCF is also given.

Item	Value
Time of report generation	17APR2013 20:32:54
Data source version	GOMOS/6.01
Start time of products	27-11-2002 (27NOV2002 00:00:00)
Stop time of products	28-11-2002 (28NOV2002 00:00:00)
Store outputs in DB	Yes
Nb of level 2 prods	506
Nb of prods with errors	5

## 2. Summary of processed GOM\_NL\_\_2P products.

Nr	Filename	UTC Start time	Limb	Duration	Star Id	Star Name	Star Mag	Star Temp	Nb Meas	Orbit	Prod. error
1	GOM_NL__2PRFIN20021127_000138_000000502011_00317_03878_9503.N1	27-NOV-2002 00:01:38	Dark	49.500	2	Alp Car	-0.73600	7000.0	99	3878	No
2	GOM_NL__2PRFIN20021127_000310_000000652011_00317_03878_9504.N1	27-NOV-2002 00:03:10	Dark	64.500	117	Pi Pup	2.7060	3800.0	129	3878	No
3	GOM_NL__2PRFIN20021127_000531_000000742011_00317_03878_9505.N1	27-NOV-2002 00:05:31	Dark	73.500	88	31Eta CMa	2.4480	20000.	147	3878	No
4	GOM_NL__2PRFIN20021127_000746_000000852011_00317_03878_9506.N1	27-NOV-2002 00:07:46	Dark	84.500	37	25Del CMa	1.8300	5900.0	169	3878	No
5	GOM_NL__2PRFIN20021127_001338_000000802011_00317_03878_9507.N1	27-NOV-2002 00:13:38	Straylight	80.000	47	2Bet CMa	1.9760	28000.	160	3878	No
6	GOM_NL__2PRFIN20021127_001615_000000522011_00317_03878_9508.N1	27-NOV-2002 00:16:15	Straylight	51.500	165	34Gam Eri	2.9500	3200.0	103	3878	No
7	GOM_NL__2PRFIN20021127_001804_000000722011_00317_03878_9509.N1	27-NOV-2002 00:18:04	Straylight	72.000	7	19Bet Ori	0.10000	14000.	144	3878	No
8	GOM_NL__2PRFIN20021127_002127_000000722011_00317_03878_9510.N1	27-NOV-2002 00:21:27	Twilight_stray	72.000	30	46Eps Ori	1.6940	30000.	144	3878	No
9	GOM_NL__2PRFIN20021127_002420_000000772011_00317_03878_9511.N1	27-NOV-2002 00:24:20	Bright	77.000	27	24Gam Ori	1.6360	26000.	154	3878	No
10	GOM_NL__2PRFIN20021127_002652_000000362011_00317_03878_9512.N1	27-NOV-2002 00:26:52	Bright	36.000	105	6Bet Ari	2.6450	8900.0	72	3878	No
11	GOM_NL__2PRFIN20021127_003035_000000372011_00317_03878_9513.N1	27-NOV-2002 00:30:35	Bright	37.000	173	4Bet Tri	3.0040	8900.0	74	3878	No
12	GOM_NL__2PRFIN20021127_003215_000000382011_00317_03878_9514.N1	27-NOV-2002 00:32:15	Bright	38.000	79	26Bet Per	2.3100	13100.	76	3878	No
13	GOM_NL__2PRFIN20021127_003436_000000382011_00317_03878_9515.N1	27-NOV-2002 00:34:36	Bright	38.000	175	39Del Per	3.0100	19400.	76	3878	No
14	GOM_NL__2PRFIN20021127_003734_000000522011_00317_03878_9516.N1	27-NOV-2002 00:37:34	Bright	51.500	68	18Alp Cas	2.2250	4500.0	103	3878	No
15	GOM_NL__2PRFIN20021127_003849_000000382011_00317_03878_9517.N1	27-NOV-2002 00:38:49	Bright	37.500	74	11Bet Cas	2.2680	6600.0	75	3878	No
16	GOM_NL__2PRFIN20021127_004546_000000352011_00317_03878_9518.N1	27-NOV-2002 00:45:46	Bright	35.000	49	1Alp UMi	1.9900	6300.0	70	3878	No
17	GOM_NL__2PRFIN20021127_005022_000000382011_00317_03878_9519.N1	27-NOV-2002 00:50:22	Bright	38.000	60	7Bet UMi	2.0810	3950.0	76	3878	No
18	GOM_NL__2PRFIN20021127_005249_000000372011_00317_03878_9520.N1	27-NOV-2002 00:52:49	Bright	37.000	119	14Eta Dra	2.7270	4700.0	74	3878	No
19	GOM_NL__2PRFIN20021127_005422_000000472011_00317_03878_9521.N1	27-NOV-2002 00:54:22	Bright	46.500	82	48Bet UMa	2.3650	10600.	93	3878	No
20	GOM_NL__2PRFIN20021127_005604_000000402011_00317_03878_9522.N1	27-NOV-2002 00:56:04	Bright	39.500	55	79Zet UMa	2.0600	10200.	79	3878	No
21	GOM_NL__2PRFIN20021127_005739_000000382011_00317_03878_9523.N1	27-NOV-2002 00:57:39	Bright	38.000	39	85Eta UMa	1.8540	24000.	76	3878	No
22	GOM_NL__2PRFIN20021127_010029_000000352011_00317_03878_9524.N1	27-NOV-2002 01:00:29	Bright	35.000	180	27Gam Boo	3.0400	8000.0	70	3878	No
23	GOM_NL__2PRFIN20021127_010328_000000362011_00317_03878_9525.N1	27-NOV-2002 01:03:28	Bright	36.000	83		2.3780	11000.	72	3878	No
24	GOM_NL__2PRFIN20021127_010557_000000372011_00317_03878_9526.N1	27-NOV-2002 01:05:57	Bright	37.000	3	16Alp Boo	-0.050000	4250.0	74	3878	No
25	GOM_NL__2PRFIN20021127_010904_000000652011_00317_03878_9527.N1	27-NOV-2002 01:09:04	Bright	64.500	96	68Del Leo	2.5600	9300.0	129	3878	No
26	GOM_NL__2PRFIN20021127_011302_000001492011_00317_03878_9528.N1	27-NOV-2002 01:13:02	Twilight_stray	149.00	51	41Gam1Leo	2.0100	4500.0	298	3878	No
27	GOM_NL__2PRFIN20021127_012140_000002552011_00317_03878_9529.N1	27-NOV-2002 01:21:40	Dark	255.00	22	32Alp Leo	1.3600	15200.	510	3878	No
28	GOM_NL__2PRFIN20021127_012802_000000452011_00317_03878_9530.N1	27-NOV-2002 01:28:02	Dark	44.500	10	Bet Cen	0.61000	28000.	89	3878	No
29	GOM_NL__2PRFIN20021127_012946_000000422011_00318_03879_9497.N1	27-NOV-2002 01:29:46	Dark	42.000	12	Alp1Cru	0.77500	30000.	84	3879	No
30	GOM_NL__2PRFIN20021127_013219_000000402011_00318_03879_9498.N1	27-NOV-2002 01:32:19	Dark	39.500	124	The Car	2.7640	30000.	79	3879	No
31	GOM_NL__2PRFIN20021127_013358_000000392011_00318_03879_9499.N1	27-NOV-2002 01:33:58	Dark	39.000	159	Ups Car	2.9200	7200.0	78	3879	No
32	GOM_NL__2PRFIN20021127_013648_000000452011_00318_03879_9500.N1	27-NOV-2002 01:36:48	Dark	44.500	41	Eps Car	1.8600	4100.0	89	3879	No
33	GOM_NL__2PRFIN20021127_013832_000000552011_00318_03879_9501.N1	27-NOV-2002 01:38:32	Dark	55.000	34	Gam2Vel	1.7930	23000.	110	3879	No
34	GOM_NL__2PRFIN20021127_014007_000000592011_00318_03879_9502.N1	27-NOV-2002 01:40:07	Dark	59.000	70	Zet Pup	2.2460	39000.	118	3879	No
35	GOM_NL__2PRFIN20021127_014215_000000512011_00318_03879_9503.N1	27-NOV-2002 01:42:15	Dark	51.000	2	Alp Car	-0.73600	7000.0	102	3879	No
36	GOM_NL__2PRFIN20021127_014347_000000692011_00318_03879_9504.N1	27-NOV-2002 01:43:47	Dark	68.500	117	Pi Pup	2.7060	3800.0	137	3879	No
37	GOM_NL__2PRFIN20021127_014608_000000762011_00318_03879_9505.N1	27-NOV-2002 01:46:08	Dark	76.000	88	31Eta CMa	2.4480	20000.	152	3879	No
38	GOM_NL__2PRFIN20021127_014823_000000882011_00318_03879_9506.N1	27-NOV-2002 01:48:23	Dark	88.000	37	25Del CMa	1.8300	5900.0	176	3879	No
39	GOM_NL__2PRFIN20021127_015414_000000832011_00318_03879_9507.N1	27-NOV-2002 01:54:14	Straylight	82.500	47	2Bet CMa	1.9760	28000.	165	3879	No
40	GOM_NL__2PRFIN20021127_015653_000000482011_00318_03879_9508.N1	27-NOV-2002 01:56:53	Straylight	47.500	165	34Gam Eri	2.9500	3200.0	95	3879	No
41	GOM_NL__2PRFIN20021127_015839_000000682011_00318_03879_9509.N1	27-NOV-2002 01:58:39	Straylight	67.500	7	19Bet Ori	0.10000	14000.	135	3879	No
42	GOM_NL__2PRFIN20021127_020202_000000712011_00318_03879_9510.N1	27-NOV-2002 02:02:02	Twilight_stray	71.000	30	46Eps Ori	1.6940	30000.	142	3879	No

43	GOM_NL__2PRFIN20021127_020455_000000802011_00318_03879_9511.N1	27-NOV-2002 02:04:55	Bright	80.000	27	24Gam Ori	1.6360	26000.	160	3879	No
44	GOM_NL__2PRFIN20021127_020728_000000382011_00318_03879_9512.N1	27-NOV-2002 02:07:28	Bright	37.500	105	6Bet Ari	2.6450	8900.0	75	3879	No
45	GOM_NL__2PRFIN20021127_021112_000000372011_00318_03879_9513.N1	27-NOV-2002 02:11:12	Bright	36.500	173	4Bet Tri	3.0040	8900.0	73	3879	No
46	GOM_NL__2PRFIN20021127_021251_000000382011_00318_03879_9514.N1	27-NOV-2002 02:12:51	Bright	38.000	79	26Bet Per	2.3100	13100.	76	3879	No
47	GOM_NL__2PRFIN20021127_021512_000000392011_00318_03879_9515.N1	27-NOV-2002 02:15:12	Bright	38.500	175	39Del Per	3.0100	19400.	77	3879	No
48	GOM_NL__2PRFIN20021127_021810_000000392011_00318_03879_9516.N1	27-NOV-2002 02:18:10	Bright	38.500	68	18Alp Cas	2.2250	4500.0	77	3879	No
49	GOM_NL__2PRFIN20021127_021925_000000382011_00318_03879_9517.N1	27-NOV-2002 02:19:25	Bright	38.000	74	11Bet Cas	2.2680	6600.0	76	3879	No
50	GOM_NL__2PRFIN20021127_022621_000000382011_00318_03879_9518.N1	27-NOV-2002 02:26:21	Bright	38.000	49	1Alp UMi	1.9900	6300.0	76	3879	No
51	GOM_NL__2PRFIN20021127_023058_000000382011_00318_03879_9519.N1	27-NOV-2002 02:30:58	Bright	38.000	60	7Bet UMi	2.0810	3950.0	76	3879	No
52	GOM_NL__2PRFIN20021127_023325_000000382011_00318_03879_9520.N1	27-NOV-2002 02:33:25	Bright	37.500	119	14Eta Dra	2.7270	4700.0	75	3879	No
53	GOM_NL__2PRFIN20021127_023456_000000482011_00318_03879_9521.N1	27-NOV-2002 02:34:56	Bright	48.000	82	48Bet UMa	2.3650	10600.	96	3879	No
54	GOM_NL__2PRFIN20021127_023640_000000392011_00318_03879_9522.N1	27-NOV-2002 02:36:40	Bright	39.000	55	79Zet UMa	2.0600	10200.	78	3879	No
55	GOM_NL__2PRFIN20021127_023815_000000392011_00318_03879_9523.N1	27-NOV-2002 02:38:15	Bright	39.000	39	85Eta UMa	1.8540	24000.	78	3879	No
56	GOM_NL__2PRFIN20021127_024104_000000372011_00318_03879_9524.N1	27-NOV-2002 02:41:04	Bright	36.500	180	27Gam Boo	3.0400	8000.0	73	3879	No
57	GOM_NL__2PRFIN20021127_024404_000000372011_00318_03879_9525.N1	27-NOV-2002 02:44:04	Bright	36.500	83		2.3780	11000.	73	3879	No
58	GOM_NL__2PRFIN20021127_024634_000000372011_00318_03879_9526.N1	27-NOV-2002 02:46:34	Bright	37.000	3	16Alp Boo	-0.050000	4250.0	74	3879	No
59	GOM_NL__2PRFIN20021127_024940_000000642011_00318_03879_9527.N1	27-NOV-2002 02:49:40	Bright	64.000	96	68Del Leo	2.5600	9300.0	128	3879	No
60	GOM_NL__2PRFIN20021127_025340_000001392011_00318_03879_9528.N1	27-NOV-2002 02:53:40	Tw_i_and_stray	138.50	51	41Gam1Leo	2.0100	4500.0	277	3879	No
61	GOM_NL__2PRFIN20021127_025936_000000452011_00318_03879_9529.N1	27-NOV-2002 02:59:36	Tw_i_and_stray	45.000	100	4Gam Crv	2.5800	13100.	90	3879	No
62	GOM_NL__2PRFIN20021127_030222_000002552011_00318_03879_9530.N1	27-NOV-2002 03:02:22	Dark	255.00	22	32Alp Leo	1.3600	15200.	510	3879	No
63	GOM_NL__2PRFIN20021127_030838_000000422011_00318_03879_9531.N1	27-NOV-2002 03:08:38	Dark	41.500	10	Bet Cen	0.61000	28000.	83	3879	No
64	GOM_NL__2PRFIN20021127_031022_000000452011_00319_03880_9497.N1	27-NOV-2002 03:10:22	Dark	45.000	12	Alp1Cru	0.77500	30000.	90	3880	No
65	GOM_NL__2PRFIN20021127_031255_000000382011_00319_03880_9498.N1	27-NOV-2002 03:12:55	Dark	37.500	124	The Car	2.7640	30000.	75	3880	No
66	GOM_NL__2PRFIN20021127_031435_000000392011_00319_03880_9499.N1	27-NOV-2002 03:14:35	Dark	38.500	159	Ups Car	2.9200	7200.0	77	3880	No
67	GOM_NL__2PRFIN20021127_031725_000000482011_00319_03880_9500.N1	27-NOV-2002 03:17:25	Dark	47.500	41	Eps Car	1.8600	4100.0	95	3880	No
68	GOM_NL__2PRFIN20021127_031906_000000512011_00319_03880_9501.N1	27-NOV-2002 03:19:06	Dark	51.000	34	Gam2Vel	1.7930	23000.	102	3880	No
69	GOM_NL__2PRFIN20021127_032043_000000592011_00319_03880_9502.N1	27-NOV-2002 03:20:43	Dark	58.500	70	Zet Pup	2.2460	39000.	117	3880	No
70	GOM_NL__2PRFIN20021127_032251_000000502011_00319_03880_9503.N1	27-NOV-2002 03:22:51	Dark	49.500	2	Alp Car	-0.73600	7000.0	99	3880	No
71	GOM_NL__2PRFIN20021127_032423_000000682011_00319_03880_9504.N1	27-NOV-2002 03:24:23	Dark	67.500	117	Pi Pup	2.7060	3800.0	135	3880	No
72	GOM_NL__2PRFIN20021127_032820_000000742011_00319_03880_9505.N1	27-NOV-2002 03:28:20	Dark	74.000	23	21Eps CMa	1.5020	26000.	148	3880	No
73	GOM_NL__2PRFIN20021127_033034_000000842011_00319_03880_9506.N1	27-NOV-2002 03:30:34	Straylight	83.500	179	24Omi2CMa	3.0320	24000.	167	3880	No
74	GOM_NL__2PRFIN20021127_033520_000001162011_00319_03880_9507.N1	27-NOV-2002 03:35:20	Straylight	116.00	1	9Alp CMa	-1.4400	11000.	232	3880	No
75	GOM_NL__2PRFIN20021127_033857_000000722011_00319_03880_9508.N1	27-NOV-2002 03:38:57	Straylight	72.000	56	53Kap Ori	2.0650	30000.	144	3880	No
76	GOM_NL__2PRFIN20021127_034226_000000722011_00319_03880_9509.N1	27-NOV-2002 03:42:26	Tw_i_and_stray	72.000	33	50Zet Ori	1.7660	30000.	144	3880	No
77	GOM_NL__2PRFIN20021127_034529_000000752011_00319_03880_9510.N1	27-NOV-2002 03:45:29	Bright	75.000	27	24Gam Ori	1.6360	26000.	150	3880	No
78	GOM_NL__2PRFIN20021127_034805_000000372011_00319_03880_9511.N1	27-NOV-2002 03:48:05	Bright	37.000	105	6Bet Ari	2.6450	8900.0	74	3880	No
79	GOM_NL__2PRFIN20021127_035120_000000442011_00319_03880_9512.N1	27-NOV-2002 03:51:20	Bright	43.500	150	44Zet Per	2.8900	28000.	87	3880	No
80	GOM_NL__2PRFIN20021127_035326_000000402011_00319_03880_9513.N1	27-NOV-2002 03:53:26	Bright	39.500	79	26Bet Per	2.3100	13100.	79	3880	No
81	GOM_NL__2PRFIN20021127_035547_000000392011_00319_03880_9514.N1	27-NOV-2002 03:55:47	Bright	39.000	175	39Del Per	3.0100	19400.	78	3880	No
82	GOM_NL__2PRFIN20021127_035846_000000382011_00319_03880_9515.N1	27-NOV-2002 03:58:46	Bright	37.500	68	18Alp Cas	2.2250	4500.0	75	3880	No
83	GOM_NL__2PRFIN20021127_040001_000000372011_00319_03880_9516.N1	27-NOV-2002 04:00:01	Bright	36.500	74	11Bet Cas	2.2680	6600.0	73	3880	No
84	GOM_NL__2PRFIN20021127_040657_000000392011_00319_03880_9517.N1	27-NOV-2002 04:06:57	Bright	39.000	49	1Alp UMi	1.9900	6300.0	78	3880	No
85	GOM_NL__2PRFIN20021127_041134_000000392011_00319_03880_9518.N1	27-NOV-2002 04:11:34	Bright	39.000	60	7Bet UMi	2.0810	3950.0	78	3880	No
86	GOM_NL__2PRFIN20021127_041357_000000462011_00319_03880_9519.N1	27-NOV-2002 04:13:57	Bright	46.000	36	50Alp UMa	1.8000	6300.0	92	3880	No
87	GOM_NL__2PRFIN20021127_041534_000000472011_00319_03880_9520.N1	27-NOV-2002 04:15:34	Bright	46.500	82	48Bet UMa	2.3650	10600.	93	3880	No
88	GOM_NL__2PRFIN20021127_041715_000000402011_00319_03880_9521.N1	27-NOV-2002 04:17:15	Bright	40.000	55	79Zet UMa	2.0600	10200.	80	3880	No
89	GOM_NL__2PRFIN20021127_041851_000000392011_00319_03880_9522.N1	27-NOV-2002 04:18:51	Bright	39.000	39	85Eta UMa	1.8540	24000.	78	3880	No
90	GOM_NL__2PRFIN20021127_042140_000000352011_00319_03880_9523.N1	27-NOV-2002 04:21:40	Bright	35.000	180	27Gam Boo	3.0400	8000.0	70	3880	No
91	GOM_NL__2PRFIN20021127_042440_000000362011_00319_03880_9524.N1	27-NOV-2002 04:24:40	Bright	36.000	83		2.3780	11000.	72	3880	No
92	GOM_NL__2PRFIN20021127_042709_000000372011_00319_03880_9525.N1	27-NOV-2002 04:27:09	Bright	37.000	3	16Alp Boo	-0.050000	4250.0	74	3880	No
93	GOM_NL__2PRFIN20021127_043122_000000732011_00319_03880_9526.N1	27-NOV-2002 04:31:22	Bright	73.000	62	94Bet Leo	2.1360	9700.0	146	3880	No
94	GOM_NL__2PRFIN20021127_043418_000001552011_00319_03880_9527.N1	27-NOV-2002 04:34:18	Tw_i_and_stray	155.00	51	41Gam1Leo	2.0100	4500.0	310	3880	No
95	GOM_NL__2PRFIN20021127_044012_000000472011_00319_03880_9528.N1	27-NOV-2002 04:40:12	Tw_i_and_stray	46.500	100	4Gam Crv	2.5800	13100.	93	3880	No
96	GOM_NL__2PRFIN20021127_044145_000000532011_00319_03880_9529.N1	27-NOV-2002 04:41:45	Dark	53.000	171	2Eps Crv	3.0010	4250.0	106	3880	No
97	GOM_NL__2PRFIN20021127_044716_000000442011_00319_03880_9530.N1	27-NOV-2002 04:47:16	Dark	43.500	64	Gam Cen	2.2000	10600.	87	3880	No
98	GOM_NL__2PRFIN20021127_044914_000000472011_00319_03880_9531.N1	27-NOV-2002 04:49:14	Dark	47.000	10	Bet Cen	0.61000	28000.	94	3880	No
99	GOM_NL__2PRFIN20021127_045059_000000462011_00320_03881_9497.N1	27-NOV-2002 04:50:59	Dark	45.500	12	Alp1Cru	0.77500	30000.	91	3881	No
100	GOM_NL__2PRFIN20021127_045332_000000382011_00320_03881_9498.N1	27-NOV-2002 04:53:32	Dark	38.000	124	The Car	2.7640	30000.	76	3881	No
101	GOM_NL__2PRFIN20021127_045511_000000392011_00320_03881_9499.N1	27-NOV-2002 04:55:11	Dark	39.000	159	Ups Car	2.9200	7200.0	78	3881	No



102	GOM_NL__2PRFIN20021127_045801_000000442011_00320_03881_9500.N1	27-NOV-2002 04:58:01	Dark	44.000	41	Eps Car	1.8600	4100.0	88	3881	No
103	GOM_NL__2PRFIN20021127_045945_000000522011_00320_03881_9501.N1	27-NOV-2002 04:59:45	Dark	51.500	34	Gam2Vel	1.7930	23000.	103	3881	No
104	GOM_NL__2PRFIN20021127_050120_000000592011_00320_03881_9502.N1	27-NOV-2002 05:01:20	Dark	58.500	70	Zet Pup	2.2460	39000.	117	3881	No
105	GOM_NL__2PRFIN20021127_050327_000000492011_00320_03881_9503.N1	27-NOV-2002 05:03:27	Dark	49.000	2	Alp Car	-0.73600	7000.0	98	3881	No
106	GOM_NL__2PRFIN20021127_050500_000000782011_00320_03881_9504.N1	27-NOV-2002 05:05:00	Dark	78.000	117	Pi Pup	2.7060	3800.0	156	3881	No
107	GOM_NL__2PRFIN20021127_050857_000000752011_00320_03881_9505.N1	27-NOV-2002 05:08:57	Dark	75.000	23	21Eps CMa	1.5020	26000.	150	3881	No
108	GOM_NL__2PRFIN20021127_051111_000000812011_00320_03881_9506.N1	27-NOV-2002 05:11:11	Straylight	80.500	179	24Omi2CMa	3.0320	24000.	161	3881	No
109	GOM_NL__2PRFIN20021127_051556_000001092011_00320_03881_9507.N1	27-NOV-2002 05:15:56	Straylight	108.50	1	9Alp CMa	-1.4400	11000.	217	3881	No
110	GOM_NL__2PRFIN20021127_051932_000000722011_00320_03881_9508.N1	27-NOV-2002 05:19:32	Straylight	72.000	56	53Kap Ori	2.0650	30000.	144	3881	No
111	GOM_NL__2PRFIN20021127_052301_000000762011_00320_03881_9509.N1	27-NOV-2002 05:23:01	Twilight_stray	75.500	33	50Zet Ori	1.7660	30000.	151	3881	No
112	GOM_NL__2PRFIN20021127_052605_000000712011_00320_03881_9510.N1	27-NOV-2002 05:26:05	Bright	71.000	27	24Gam Ori	1.6360	26000.	142	3881	No
113	GOM_NL__2PRFIN20021127_052841_000000382011_00320_03881_9511.N1	27-NOV-2002 05:28:41	Bright	37.500	105	6Bet Ari	2.6450	8900.0	75	3881	No
114	GOM_NL__2PRFIN20021127_053157_000000432011_00320_03881_9512.N1	27-NOV-2002 05:31:57	Bright	43.000	150	44Zet Per	2.8900	28000.	86	3881	No
115	GOM_NL__2PRFIN20021127_053402_000000402011_00320_03881_9513.N1	27-NOV-2002 05:34:02	Bright	39.500	79	26Bet Per	2.3100	13100.	79	3881	No
116	GOM_NL__2PRFIN20021127_053623_000000402011_00320_03881_9514.N1	27-NOV-2002 05:36:23	Bright	39.500	175	39Del Per	3.0100	19400.	79	3881	No
117	GOM_NL__2PRFIN20021127_053922_000000372011_00320_03881_9515.N1	27-NOV-2002 05:39:22	Bright	37.000	68	18Alp Cas	2.2250	4500.0	74	3881	No
118	GOM_NL__2PRFIN20021127_054038_000000382011_00320_03881_9516.N1	27-NOV-2002 05:40:38	Bright	37.500	74	11Bet Cas	2.2680	6600.0	75	3881	No
119	GOM_NL__2PRFIN20021127_054733_000000382011_00320_03881_9517.N1	27-NOV-2002 05:47:33	Bright	38.000	49	1Alp UMi	1.9900	6300.0	76	3881	No
120	GOM_NL__2PRFIN20021127_055211_000000382011_00320_03881_9518.N1	27-NOV-2002 05:52:11	Bright	38.000	60	7Bet UMi	2.0810	3950.0	76	3881	No
121	GOM_NL__2PRFIN20021127_055432_000000462011_00320_03881_9519.N1	27-NOV-2002 05:54:32	Bright	45.500	36	50Alp UMa	1.8000	6300.0	91	3881	No
122	GOM_NL__2PRFIN20021127_055610_000000472011_00320_03881_9520.N1	27-NOV-2002 05:56:10	Bright	46.500	82	48Bet UMa	2.3650	10600.	93	3881	No
123	GOM_NL__2PRFIN20021127_055752_000000402011_00320_03881_9521.N1	27-NOV-2002 05:57:52	Bright	40.000	55	79Zet UMa	2.0600	10200.	80	3881	No
124	GOM_NL__2PRFIN20021127_055927_000000402011_00320_03881_9522.N1	27-NOV-2002 05:59:27	Bright	39.500	39	85Eta UMa	1.8540	24000.	79	3881	No
125	GOM_NL__2PRFIN20021127_060217_000000372011_00320_03881_9523.N1	27-NOV-2002 06:02:17	Bright	37.000	180	27Gam Boo	3.0400	8000.0	74	3881	No
126	GOM_NL__2PRFIN20021127_060516_000000372011_00320_03881_9524.N1	27-NOV-2002 06:05:16	Bright	36.500	83		2.3780	11000.	73	3881	No
127	GOM_NL__2PRFIN20021127_060745_000000372011_00320_03881_9525.N1	27-NOV-2002 06:07:45	Bright	37.000	3	16Alp Boo	-0.050000	4250.0	74	3881	No
128	GOM_NL__2PRFIN20021127_061158_000000542011_00320_03881_9526.N1	27-NOV-2002 06:11:58	Bright	53.500	62	94Bet Leo	2.1360	9700.0	107	3881	No
129	GOM_NL__2PRFIN20021127_061456_000001562011_00320_03881_9527.N1	27-NOV-2002 06:14:56	Twilight_stray	155.50	51	41Gam1Leo	2.0100	4500.0	311	3881	No
130	GOM_NL__2PRFIN20021127_062049_000000472011_00320_03881_9528.N1	27-NOV-2002 06:20:49	Twilight_stray	47.000	100	4Gam Crv	2.5800	13100.	94	3881	No
131	GOM_NL__2PRFIN20021127_062221_000000502011_00320_03881_9529.N1	27-NOV-2002 06:22:21	Dark	49.500	171	2Eps Crv	3.0010	4250.0	99	3881	No
132	GOM_NL__2PRFIN20021127_062752_000000402011_00320_03881_9530.N1	27-NOV-2002 06:27:52	Dark	39.500	64	Gam Cen	2.2000	10600.	79	3881	No
133	GOM_NL__2PRFIN20021127_062950_000000482011_00320_03881_9531.N1	27-NOV-2002 06:29:50	Dark	47.500	10	Bet Cen	0.61000	28000.	95	3881	No
134	GOM_NL__2PRFIN20021127_063135_000000432011_00321_03882_9497.N1	27-NOV-2002 06:31:35	Dark	43.000	12	Alp1Cru	0.77500	30000.	86	3882	No
135	GOM_NL__2PRFIN20021127_063408_000000392011_00321_03882_9498.N1	27-NOV-2002 06:34:08	Dark	38.500	124	The Car	2.7640	30000.	77	3882	No
136	GOM_NL__2PRFIN20021127_063548_000000392011_00321_03882_9499.N1	27-NOV-2002 06:35:48	Dark	38.500	159	Ups Car	2.9200	7200.0	77	3882	No
137	GOM_NL__2PRFIN20021127_063838_000000452011_00321_03882_9500.N1	27-NOV-2002 06:38:38	Dark	44.500	41	Eps Car	1.8600	4100.0	89	3882	No
138	GOM_NL__2PRFIN20021127_064021_000000532011_00321_03882_9501.N1	27-NOV-2002 06:40:21	Dark	52.500	34	Gam2Vel	1.7930	23000.	105	3882	No
139	GOM_NL__2PRFIN20021127_064157_000000562011_00321_03882_9502.N1	27-NOV-2002 06:41:57	Dark	55.500	70	Zet Pup	2.2460	39000.	111	3882	No
140	GOM_NL__2PRFIN20021127_064404_000000592011_00321_03882_9503.N1	27-NOV-2002 06:44:04	Dark	58.500	2	Alp Car	-0.73600	7000.0	117	3882	No
141	GOM_NL__2PRFIN20021127_064537_000000652011_00321_03882_9504.N1	27-NOV-2002 06:45:37	Dark	64.500	117	Pi Pup	2.7060	3800.0	129	3882	No
142	GOM_NL__2PRFIN20021127_064933_000000722011_00321_03882_9505.N1	27-NOV-2002 06:49:33	Dark	71.500	23	21Eps CMa	1.5020	26000.	143	3882	No
143	GOM_NL__2PRFIN20021127_065147_000000822011_00321_03882_9506.N1	27-NOV-2002 06:51:47	Straylight	81.500	179	24Omi2CMa	3.0320	24000.	163	3882	No
144	GOM_NL__2PRFIN20021127_065632_000001132011_00321_03882_9507.N1	27-NOV-2002 06:56:32	Straylight	112.50	1	9Alp CMa	-1.4400	11000.	225	3882	No
145	GOM_NL__2PRFIN20021127_070008_000000722011_00321_03882_9508.N1	27-NOV-2002 07:00:08	Straylight	72.000	56	53Kap Ori	2.0650	30000.	144	3882	No
146	GOM_NL__2PRFIN20021127_070337_000000772011_00321_03882_9509.N1	27-NOV-2002 07:03:37	Twilight_stray	76.500	33	50Zet Ori	1.7660	30000.	153	3882	No
147	GOM_NL__2PRFIN20021127_070640_000000762011_00321_03882_9510.N1	27-NOV-2002 07:06:40	Bright	76.000	27	24Gam Ori	1.6360	26000.	152	3882	No
148	GOM_NL__2PRFIN20021127_070917_000000382011_00321_03882_9511.N1	27-NOV-2002 07:09:17	Bright	38.000	105	6Bet Ari	2.6450	8900.0	76	3882	No
149	GOM_NL__2PRFIN20021127_071233_000000422011_00321_03882_9512.N1	27-NOV-2002 07:12:33	Bright	41.500	150	44Zet Per	2.8900	28000.	83	3882	No
150	GOM_NL__2PRFIN20021127_071437_000000392011_00321_03882_9513.N1	27-NOV-2002 07:14:37	Bright	38.500	79	26Bet Per	2.3100	13100.	77	3882	No
151	GOM_NL__2PRFIN20021127_071658_000000392011_00321_03882_9514.N1	27-NOV-2002 07:16:58	Bright	38.500	175	39Del Per	3.0100	19400.	77	3882	No
152	GOM_NL__2PRFIN20021127_071959_000000372011_00321_03882_9515.N1	27-NOV-2002 07:19:59	Bright	37.000	68	18Alp Cas	2.2250	4500.0	74	3882	No
153	GOM_NL__2PRFIN20021127_072114_000000382011_00321_03882_9516.N1	27-NOV-2002 07:21:14	Bright	37.500	74	11Bet Cas	2.2680	6600.0	75	3882	No
154	GOM_NL__2PRFIN20021127_072809_000000392011_00321_03882_9517.N1	27-NOV-2002 07:28:09	Bright	38.500	49	1Alp UMi	1.9900	6300.0	77	3882	No
155	GOM_NL__2PRFIN20021127_073247_000000392011_00321_03882_9518.N1	27-NOV-2002 07:32:47	Bright	38.500	60	7Bet UMi	2.0810	3950.0	77	3882	No
156	GOM_NL__2PRFIN20021127_073508_000000462011_00321_03882_9519.N1	27-NOV-2002 07:35:08	Bright	45.500	36	50Alp UMa	1.8000	6300.0	91	3882	No
157	GOM_NL__2PRFIN20021127_073645_000000462011_00321_03882_9520.N1	27-NOV-2002 07:36:45	Bright	46.000	82	48Bet UMa	2.3650	10600.	92	3882	No
158	GOM_NL__2PRFIN20021127_073828_000000402011_00321_03882_9521.N1	27-NOV-2002 07:38:28	Bright	39.500	55	79Zet UMa	2.0600	10200.	79	3882	No
159	GOM_NL__2PRFIN20021127_074003_000000412011_00321_03882_9522.N1	27-NOV-2002 07:40:03	Bright	40.500	39	85Eta UMa	1.8540	24000.	81	3882	No
160	GOM_NL__2PRFIN20021127_074253_000000362011_00321_03882_9523.N1	27-NOV-2002 07:42:53	Bright	35.500	180	27Gam Boo	3.0400	8000.0	71	3882	No

161	GOM_NL__2PRFIN20021127_074553_000000352011_00321_03882_9524.N1	27-NOV-2002 07:45:53	Bright	35.000	83		2.3780	11000.	70	3882	No
162	GOM_NL__2PRFIN20021127_074822_000000372011_00321_03882_9525.N1	27-NOV-2002 07:48:22	Bright	37.000	3	16Alp Boo	-0.050000	4250.0	74	3882	No
163	GOM_NL__2PRFIN20021127_075235_000000732011_00321_03882_9526.N1	27-NOV-2002 07:52:35	Bright	73.000	62	94Bet Leo	2.1360	9700.0	146	3882	No
164	GOM_NL__2PRFIN20021127_075534_000001512011_00321_03882_9527.N1	27-NOV-2002 07:55:34	Tw_i_and_stray	150.50	51	41Gam1Leo	2.0100	4500.0	301	3882	No
165	GOM_NL__2PRFIN20021127_080125_000000482011_00321_03882_9528.N1	27-NOV-2002 08:01:25	Tw_i_and_stray	48.000	100	4Gam Crv	2.5800	13100.	96	3882	No
166	GOM_NL__2PRFIN20021127_080300_000000502011_00321_03882_9529.N1	27-NOV-2002 08:03:00	Dark	49.500	171	2Eps Crv	3.0010	4250.0	99	3882	No
167	GOM_NL__2PRFIN20021127_080829_000000432011_00321_03882_9530.N1	27-NOV-2002 08:08:29	Dark	42.500	64	Gam Cen	2.2000	10600.	85	3882	No
168	GOM_NL__2PRFIN20021127_081026_000000412011_00321_03882_9531.N1	27-NOV-2002 08:10:26	Dark	41.000	10	Bet Cen	0.61000	28000.	82	3882	No
169	GOM_NL__2PRFIN20021127_081211_000000422011_00322_03883_9497.N1	27-NOV-2002 08:12:11	Dark	41.500	12	Alp1Cru	0.77500	30000.	83	3883	No
170	GOM_NL__2PRFIN20021127_081444_000000402011_00322_03883_9498.N1	27-NOV-2002 08:14:44	Dark	39.500	124	The Car	2.7640	30000.	79	3883	No
171	GOM_NL__2PRFIN20021127_081624_000000412011_00322_03883_9499.N1	27-NOV-2002 08:16:24	Dark	40.500	159	Ups Car	2.9200	7200.0	81	3883	No
172	GOM_NL__2PRFIN20021127_081914_000000452011_00322_03883_9500.N1	27-NOV-2002 08:19:14	Dark	45.000	41	Eps Car	1.8600	4100.0	90	3883	No
173	GOM_NL__2PRFIN20021127_082059_000000502011_00322_03883_9501.N1	27-NOV-2002 08:20:59	Dark	49.500	34	Gam2Vel	1.7930	23000.	99	3883	No
174	GOM_NL__2PRFIN20021127_082235_000000582011_00322_03883_9502.N1	27-NOV-2002 08:22:35	Dark	57.500	70	Zet Pup	2.2460	39000.	115	3883	No
175	GOM_NL__2PRFIN20021127_082441_000000532011_00322_03883_9503.N1	27-NOV-2002 08:24:41	Dark	52.500	2	Alp Car	-0.73600	7000.0	105	3883	No
176	GOM_NL__2PRFIN20021127_082613_000000672011_00322_03883_9504.N1	27-NOV-2002 08:26:13	Dark	67.000	117	Pi Pup	2.7060	3800.0	134	3883	No
177	GOM_NL__2PRFIN20021127_083009_000000712011_00322_03883_9505.N1	27-NOV-2002 08:30:09	Dark	70.500	23	21Eps CMa	1.5020	26000.	141	3883	No
178	GOM_NL__2PRFIN20021127_083224_000000762011_00322_03883_9506.N1	27-NOV-2002 08:32:24	Straylight	76.000	179	24Omi2CMa	3.0320	24000.	152	3883	No
179	GOM_NL__2PRFIN20021127_083708_000001102011_00322_03883_9507.N1	27-NOV-2002 08:37:08	Straylight	110.00	1	9Alp CMa	-1.4400	11000.	220	3883	No
180	GOM_NL__2PRFIN20021127_084044_000000762011_00322_03883_9508.N1	27-NOV-2002 08:40:44	Straylight	75.500	56	53Kap Ori	2.0650	30000.	151	3883	No
181	GOM_NL__2PRFIN20021127_084412_000000712011_00322_03883_9509.N1	27-NOV-2002 08:44:12	Tw_i_and_stray	70.500	33	50Zet Ori	1.7660	30000.	141	3883	No
182	GOM_NL__2PRFIN20021127_084715_000000672011_00322_03883_9510.N1	27-NOV-2002 08:47:15	Bright	67.000	27	24Gam Ori	1.6360	26000.	134	3883	No
183	GOM_NL__2PRFIN20021127_084953_000000382011_00322_03883_9511.N1	27-NOV-2002 08:49:53	Bright	38.000	105	6Bet Ari	2.6450	8900.0	76	3883	No
184	GOM_NL__2PRFIN20021127_085309_000000432011_00322_03883_9512.N1	27-NOV-2002 08:53:09	Bright	42.500	150	44Zet Per	2.8900	28000.	85	3883	No
185	GOM_NL__2PRFIN20021127_085514_000000402011_00322_03883_9513.N1	27-NOV-2002 08:55:14	Bright	39.500	79	26Bet Per	2.3100	13100.	79	3883	No
186	GOM_NL__2PRFIN20021127_085734_000000402011_00322_03883_9514.N1	27-NOV-2002 08:57:34	Bright	39.500	175	39Del Per	3.0100	19400.	79	3883	No
187	GOM_NL__2PRFIN20021127_090035_000000382011_00322_03883_9515.N1	27-NOV-2002 09:00:35	Bright	37.500	68	18Alp Cas	2.2250	4500.0	75	3883	No
188	GOM_NL__2PRFIN20021127_090150_000000392011_00322_03883_9516.N1	27-NOV-2002 09:01:50	Bright	38.500	74	11Bet Cas	2.2680	6600.0	77	3883	No
189	GOM_NL__2PRFIN20021127_090846_000000342011_00322_03883_9517.N1	27-NOV-2002 09:08:46	Bright	34.000	49	1Alp UMi	1.9900	6300.0	68	3883	No
190	GOM_NL__2PRFIN20021127_091323_000000392011_00322_03883_9518.N1	27-NOV-2002 09:13:23	Bright	38.500	60	7Bet UMi	2.0810	3950.0	77	3883	No
191	GOM_NL__2PRFIN20021127_091544_000000442011_00322_03883_9519.N1	27-NOV-2002 09:15:44	Bright	44.000	36	50Alp UMa	1.8000	6300.0	88	3883	No
192	GOM_NL__2PRFIN20021127_091721_000000462011_00322_03883_9520.N1	27-NOV-2002 09:17:21	Bright	46.000	82	48Bet UMa	2.3650	10600.	92	3883	No
193	GOM_NL__2PRFIN20021127_091904_000000392011_00322_03883_9521.N1	27-NOV-2002 09:19:04	Bright	39.000	55	79Zet UMa	2.0600	10200.	78	3883	No
194	GOM_NL__2PRFIN20021127_092039_000000402011_00322_03883_9522.N1	27-NOV-2002 09:20:39	Bright	39.500	39	85Eta UMa	1.8540	24000.	79	3883	No
195	GOM_NL__2PRFIN20021127_092329_000000372011_00322_03883_9523.N1	27-NOV-2002 09:23:29	Bright	36.500	180	27Gam Boo	3.0400	8000.0	73	3883	No
196	GOM_NL__2PRFIN20021127_092629_000000362011_00322_03883_9524.N1	27-NOV-2002 09:26:29	Bright	35.500	83		2.3780	11000.	71	3883	No
197	GOM_NL__2PRFIN20021127_092859_000000362011_00322_03883_9525.N1	27-NOV-2002 09:28:59	Bright	35.500	3	16Alp Boo	-0.050000	4250.0	71	3883	No
198	GOM_NL__2PRFIN20021127_093311_000000552011_00322_03883_9526.N1	27-NOV-2002 09:33:11	Bright	55.000	62	94Bet Leo	2.1360	9700.0	110	3883	No
199	GOM_NL__2PRFIN20021127_093612_000001532011_00322_03883_9527.N1	27-NOV-2002 09:36:12	Tw_i_and_stray	153.00	51	41Gam1Leo	2.0100	4500.0	306	3883	No
200	GOM_NL__2PRFIN20021127_094202_000000502011_00322_03883_9528.N1	27-NOV-2002 09:42:02	Tw_i_and_stray	49.500	100	4Gam Crv	2.5800	13100.	99	3883	No
201	GOM_NL__2PRFIN20021127_094337_000000502011_00322_03883_9529.N1	27-NOV-2002 09:43:37	Dark	50.000	171	2Eps Crv	3.0010	4250.0	100	3883	No
202	GOM_NL__2PRFIN20021127_094904_000000432011_00322_03883_9530.N1	27-NOV-2002 09:49:04	Dark	42.500	64	Gam Cen	2.2000	10600.	85	3883	No
203	GOM_NL__2PRFIN20021127_095102_000000472011_00322_03883_9531.N1	27-NOV-2002 09:51:02	Dark	47.000	10	Bet Cen	0.61000	28000.	94	3883	No
204	GOM_NL__2PRFIN20021127_095247_000000432011_00323_03884_9517.N1	27-NOV-2002 09:52:47	Dark	42.500	12	Alp1Cru	0.77500	30000.	85	3884	No
205	GOM_NL__2PRFIN20021127_095521_000000392011_00323_03884_9518.N1	27-NOV-2002 09:55:21	Dark	38.500	124	The Car	2.7640	30000.	77	3884	No
206	GOM_NL__2PRFIN20021127_095700_000000412011_00323_03884_9519.N1	27-NOV-2002 09:57:00	Dark	41.000	159	Ups Car	2.9200	7200.0	82	3884	No
207	GOM_NL__2PRFIN20021127_095951_000000462011_00323_03884_9520.N1	27-NOV-2002 09:59:51	Dark	45.500	41	Eps Car	1.8600	4100.0	91	3884	No
208	GOM_NL__2PRFIN20021127_100136_000000502011_00323_03884_9521.N1	27-NOV-2002 10:01:36	Dark	49.500	34	Gam2Vel	1.7930	23000.	99	3884	No
209	GOM_NL__2PRFIN20021127_100312_000000572011_00323_03884_9522.N1	27-NOV-2002 10:03:12	Dark	56.500	70	Zet Pup	2.2460	39000.	113	3884	No
210	GOM_NL__2PRFIN20021127_100518_000000582011_00323_03884_9523.N1	27-NOV-2002 10:05:18	Dark	58.000	2	Alp Car	-0.73600	7000.0	116	3884	No
211	GOM_NL__2PRFIN20021127_100651_000000692011_00323_03884_9524.N1	27-NOV-2002 10:06:51	Dark	68.500	117	Pi Pup	2.7060	3800.0	137	3884	No
212	GOM_NL__2PRFIN20021127_101047_000000792011_00323_03884_9525.N1	27-NOV-2002 10:10:47	Dark	79.000	23	21Eps CMa	1.5020	26000.	158	3884	No
213	GOM_NL__2PRFIN20021127_101301_000000792011_00323_03884_9526.N1	27-NOV-2002 10:13:01	Straylight	78.500	179	24Omi2CMa	3.0320	24000.	157	3884	No
214	GOM_NL__2PRFIN20021127_101745_000001042011_00323_03884_9527.N1	27-NOV-2002 10:17:45	Straylight	104.00	1	9Alp CMa	-1.4400	11000.	208	3884	No
215	GOM_NL__2PRFIN20021127_102120_000000702011_00323_03884_9528.N1	27-NOV-2002 10:21:20	Straylight	69.500	56	53Kap Ori	2.0650	30000.	139	3884	No
216	GOM_NL__2PRFIN20021127_102447_000000722011_00323_03884_9529.N1	27-NOV-2002 10:24:47	Tw_i_and_stray	71.500	33	50Zet Ori	1.7660	30000.	143	3884	No
217	GOM_NL__2PRFIN20021127_102751_000000682011_00323_03884_9530.N1	27-NOV-2002 10:27:51	Bright	68.000	27	24Gam Ori	1.6360	26000.	136	3884	No
218	GOM_NL__2PRFIN20021127_103029_000000382011_00323_03884_9531.N1	27-NOV-2002 10:30:29	Bright	38.000	105	6Bet Ari	2.6450	8900.0	76	3884	No
219	GOM_NL__2PRFIN20021127_103345_000000412011_00323_03884_9532.N1	27-NOV-2002 10:33:45	Bright	40.500	150	44Zet Per	2.8900	28000.	81	3884	No

220	GOM_NL__2PRFIN20021127_103550_000000382011_00323_03884_9533.N1	27-NOV-2002 10:35:50	Bright	38.000	79	26Bet Per	2.3100	13100.	76	3884	No
221	GOM_NL__2PRFIN20021127_103811_000000392011_00323_03884_9534.N1	27-NOV-2002 10:38:11	Bright	38.500	175	39Del Per	3.0100	19400.	77	3884	No
222	GOM_NL__2PRFIN20021127_104111_000000382011_00323_03884_9535.N1	27-NOV-2002 10:41:11	Bright	38.000	68	18Alp Cas	2.2250	4500.0	76	3884	No
223	GOM_NL__2PRFIN20021127_104227_000000372011_00323_03884_9536.N1	27-NOV-2002 10:42:27	Bright	37.000	74	11Bet Cas	2.2680	6600.0	74	3884	No
224	GOM_NL__2PRFIN20021127_104922_000000382011_00323_03884_9537.N1	27-NOV-2002 10:49:22	Bright	38.000	49	1Alp UMi	1.9900	6300.0	76	3884	No
225	GOM_NL__2PRFIN20021127_105359_000000352011_00323_03884_9538.N1	27-NOV-2002 10:53:59	Bright	35.000	60	7Bet UMi	2.0810	3950.0	70	3884	No
226	GOM_NL__2PRFIN20021127_105620_000000442011_00323_03884_9539.N1	27-NOV-2002 10:56:20	Bright	43.500	36	50Alp UMa	1.8000	6300.0	87	3884	No
227	GOM_NL__2PRFIN20021127_105757_000000462011_00323_03884_9540.N1	27-NOV-2002 10:57:57	Bright	45.500	82	48Bet UMa	2.3650	10600.	91	3884	No
228	GOM_NL__2PRFIN20021127_105941_000000352011_00323_03884_9541.N1	27-NOV-2002 10:59:41	Bright	35.000	55	79Zet UMa	2.0600	10200.	70	3884	No
229	GOM_NL__2PRFIN20021127_110116_000000352011_00323_03884_9542.N1	27-NOV-2002 11:01:16	Bright	34.500	39	85Eta UMa	1.8540	24000.	69	3884	No
230	GOM_NL__2PRFIN20021127_110405_000000342011_00323_03884_9543.N1	27-NOV-2002 11:04:05	Bright	34.000	180	27Gam Boo	3.0400	8000.0	68	3884	No
231	GOM_NL__2PRFIN20021127_110705_000000352011_00323_03884_9544.N1	27-NOV-2002 11:07:05	Bright	34.500	83		2.3780	11000.	69	3884	No
232	GOM_NL__2PRFIN20021127_110935_000000352011_00323_03884_9545.N1	27-NOV-2002 11:09:35	Bright	35.000	3	16Alp Boo	-0.050000	4250.0	70	3884	No
233	GOM_NL__2PRFIN20021127_111348_000000542011_00323_03884_9546.N1	27-NOV-2002 11:13:48	Bright	53.500	62	94Bet Leo	2.1360	9700.0	107	3884	No
234	GOM_NL__2PRFIN20021127_111650_000001542011_00323_03884_9547.N1	27-NOV-2002 11:16:50	Tw_i_and_stray	154.00	51	41Gam1Leo	2.0100	4500.0	308	3884	No
235	GOM_NL__2PRFIN20021127_112239_000000472011_00323_03884_9548.N1	27-NOV-2002 11:22:39	Tw_i_and_stray	46.500	100	4Gam Crv	2.5800	13100.	93	3884	No
236	GOM_NL__2PRFIN20021127_112414_000000492011_00323_03884_9549.N1	27-NOV-2002 11:24:14	Dark	48.500	171	2Eps Crv	3.0010	4250.0	97	3884	No
237	GOM_NL__2PRFIN20021127_112941_000000402011_00323_03884_9550.N1	27-NOV-2002 11:29:41	Dark	40.000	64	Gam Cen	2.2000	10600.	80	3884	No
238	GOM_NL__2PRFIN20021127_113138_000000392011_00323_03884_9551.N1	27-NOV-2002 11:31:38	Dark	38.500	10	Bet Cen	0.61000	28000.	77	3884	No
239	GOM_NL__2PRFIN20021127_113323_000000392011_00324_03885_9517.N1	27-NOV-2002 11:33:23	Dark	39.000	12	Alp1Cru	0.77500	30000.	78	3885	No
240	GOM_NL__2PRFIN20021127_113557_000000402011_00324_03885_9518.N1	27-NOV-2002 11:35:57	Dark	39.500	124	The Car	2.7640	30000.	79	3885	No
241	GOM_NL__2PRFIN20021127_113736_000000412011_00324_03885_9519.N1	27-NOV-2002 11:37:36	Dark	40.500	159	Ups Car	2.9200	7200.0	81	3885	No
242	GOM_NL__2PRFIN20021127_114028_000000452011_00324_03885_9520.N1	27-NOV-2002 11:40:28	Dark	45.000	41	Eps Car	1.8600	4100.0	90	3885	No
243	GOM_NL__2PRFIN20021127_114213_000000512011_00324_03885_9521.N1	27-NOV-2002 11:42:13	Dark	50.500	34	Gam2Vel	1.7930	23000.	101	3885	No
244	GOM_NL__2PRFIN20021127_114350_000000562011_00324_03885_9522.N1	27-NOV-2002 11:43:50	Dark	55.500	70	Zet Pup	2.2460	39000.	111	3885	No
245	GOM_NL__2PRFIN20021127_114554_000000592011_00324_03885_9523.N1	27-NOV-2002 11:45:54	Dark	59.000	2	Alp Car	-0.73600	7000.0	118	3885	No
246	GOM_NL__2PRFIN20021127_114728_000000702011_00324_03885_9524.N1	27-NOV-2002 11:47:28	Dark	70.000	117	Pi Pup	2.7060	3800.0	140	3885	No
247	GOM_NL__2PRFIN20021127_115123_000000722011_00324_03885_9525.N1	27-NOV-2002 11:51:23	Dark	71.500	23	21Eps CMa	1.5020	26000.	143	3885	No
248	GOM_NL__2PRFIN20021127_115337_000000782011_00324_03885_9526.N1	27-NOV-2002 11:53:37	Straylight	78.000	179	24Omi2CMa	3.0320	24000.	156	3885	No
249	GOM_NL__2PRFIN20021127_115821_000001012011_00324_03885_9527.N1	27-NOV-2002 11:58:21	Straylight	101.00	1	9Alp CMa	-1.4400	11000.	202	3885	No
250	GOM_NL__2PRFIN20021127_120214_000000702011_00324_03885_9528.N1	27-NOV-2002 12:02:14	Straylight	70.000	7	19Bet Ori	0.10000	14000.	140	3885	No
251	GOM_NL__2PRFIN20021127_120535_000000742011_00324_03885_9529.N1	27-NOV-2002 12:05:35	Tw_i_and_stray	74.000	30	46Eps Ori	1.6940	30000.	148	3885	No
252	GOM_NL__2PRFIN20021127_120826_000000732011_00324_03885_9530.N1	27-NOV-2002 12:08:26	Bright	72.500	27	24Gam Ori	1.6360	26000.	145	3885	No
253	GOM_NL__2PRFIN20021127_121105_000000372011_00324_03885_9531.N1	27-NOV-2002 12:11:05	Bright	36.500	105	6Bet Ari	2.6450	8900.0	73	3885	No
254	GOM_NL__2PRFIN20021127_121421_000000422011_00324_03885_9532.N1	27-NOV-2002 12:14:21	Bright	41.500	150	44Zet Per	2.8900	28000.	83	3885	No
255	GOM_NL__2PRFIN20021127_121613_000000712011_00324_03885_9533.N1	27-NOV-2002 12:16:13	Dark	71.000	1016	Saturn	0.0000	0.0000	142	3885	Yes
256	GOM_NL__2PRFIN20021127_121846_000000392011_00324_03885_9534.N1	27-NOV-2002 12:18:46	Bright	38.500	175	39Del Per	3.0100	19400.	77	3885	No
257	GOM_NL__2PRFIN20021127_122147_000000372011_00324_03885_9535.N1	27-NOV-2002 12:21:47	Bright	37.000	68	18Alp Cas	2.2250	4500.0	74	3885	No
258	GOM_NL__2PRFIN20021127_122303_000000382011_00324_03885_9536.N1	27-NOV-2002 12:23:03	Bright	38.000	74	11Bet Cas	2.2680	6600.0	76	3885	No
259	GOM_NL__2PRFIN20021127_122958_000000382011_00324_03885_9537.N1	27-NOV-2002 12:29:58	Bright	37.500	49	1Alp UMi	1.9900	6300.0	75	3885	No
260	GOM_NL__2PRFIN20021127_123435_000000372011_00324_03885_9538.N1	27-NOV-2002 12:34:35	Bright	37.000	60	7Bet UMi	2.0810	3950.0	74	3885	No
261	GOM_NL__2PRFIN20021127_123655_000000432011_00324_03885_9539.N1	27-NOV-2002 12:36:55	Bright	42.500	36	50Alp UMa	1.8000	6300.0	85	3885	No
262	GOM_NL__2PRFIN20021127_123832_000000452011_00324_03885_9540.N1	27-NOV-2002 12:38:32	Bright	44.500	82	48Bet UMa	2.3650	10600.	89	3885	No
263	GOM_NL__2PRFIN20021127_124016_000000362011_00324_03885_9541.N1	27-NOV-2002 12:40:16	Bright	36.000	55	79Zet UMa	2.0600	10200.	72	3885	No
264	GOM_NL__2PRFIN20021127_124152_000000382011_00324_03885_9542.N1	27-NOV-2002 12:41:52	Bright	38.000	39	85Eta UMa	1.8540	24000.	76	3885	No
265	GOM_NL__2PRFIN20021127_124441_000000382011_00324_03885_9543.N1	27-NOV-2002 12:44:41	Bright	37.500	180	27Gam Boo	3.0400	8000.0	75	3885	No
266	GOM_NL__2PRFIN20021127_124741_000000362011_00324_03885_9544.N1	27-NOV-2002 12:47:41	Bright	36.000	83		2.3780	11000.	72	3885	No
267	GOM_NL__2PRFIN20021127_125011_000000352011_00324_03885_9545.N1	27-NOV-2002 12:50:11	Bright	35.000	3	16Alp Boo	-0.050000	4250.0	70	3885	No
268	GOM_NL__2PRFIN20021127_125320_000000652011_00324_03885_9546.N1	27-NOV-2002 12:53:20	Bright	65.000	96	68Del Leo	2.5600	9300.0	130	3885	No
269	GOM_NL__2PRFIN20021127_125728_000001502011_00324_03885_9547.N1	27-NOV-2002 12:57:28	Tw_i_and_stray	149.50	51	41Gam1Leo	2.0100	4500.0	299	3885	No
270	GOM_NL__2PRFIN20021127_130226_000000432011_00324_03885_9548.N1	27-NOV-2002 13:02:26	Tw_i_and_stray	42.500	163	7Del Crv	2.9450	11000.	85	3885	No
271	GOM_NL__2PRFIN20021127_130406_000000442011_00324_03885_9549.N1	27-NOV-2002 13:04:06	Twilight	44.000	106	9Bet Crv	2.6480	5600.0	88	3885	No
272	GOM_NL__2PRFIN20021127_130620_000000392011_00324_03885_9550.N1	27-NOV-2002 13:06:20	Twilight	38.500	123	lot Cen	2.7500	10200.	77	3885	No
273	GOM_NL__2PRFIN20021127_131018_000000402011_00324_03885_9551.N1	27-NOV-2002 13:10:18	Dark	39.500	64	Gam Cen	2.2000	10600.	79	3885	No
274	GOM_NL__2PRFIN20021127_131214_000000482011_00324_03885_9552.N1	27-NOV-2002 13:12:14	Dark	48.000	10	Bet Cen	0.61000	28000.	96	3885	No
275	GOM_NL__2PRFIN20021127_131359_000000382011_00325_03886_9517.N1	27-NOV-2002 13:13:59	Dark	38.000	12	Alp1Cru	0.77500	30000.	76	3886	No
276	GOM_NL__2PRFIN20021127_131634_000000392011_00325_03886_9518.N1	27-NOV-2002 13:16:34	Dark	38.500	124	The Car	2.7640	30000.	77	3886	No
277	GOM_NL__2PRFIN20021127_131813_000000402011_00325_03886_9519.N1	27-NOV-2002 13:18:13	Dark	40.000	159	Ups Car	2.9200	7200.0	80	3886	No
278	GOM_NL__2PRFIN20021127_132105_000000462011_00325_03886_9520.N1	27-NOV-2002 13:21:05	Dark	45.500	41	Eps Car	1.8600	4100.0	91	3886	No



279	GOM_NL__2PRFIN20021127_132251_000000492011_00325_03886_9521.N1	27-NOV-2002 13:22:51	Dark	48.500	34	Gam2Vel	1.7930	23000.	97	3886	No
280	GOM_NL__2PRFIN20021127_132427_000000572011_00325_03886_9522.N1	27-NOV-2002 13:24:27	Dark	57.000	70	Zet Pup	2.2460	39000.	114	3886	No
281	GOM_NL__2PRFIN20021127_132631_000000582011_00325_03886_9523.N1	27-NOV-2002 13:26:31	Dark	57.500	2	Alp Car	-0.73600	7000.0	115	3886	No
282	GOM_NL__2PRFIN20021127_132805_000000672011_00325_03886_9524.N1	27-NOV-2002 13:28:05	Dark	67.000	117	Pi Pup	2.7060	3800.0	134	3886	No
283	GOM_NL__2PRFIN20021127_133201_000000692011_00325_03886_9525.N1	27-NOV-2002 13:32:01	Dark	68.500	23	21Eps CMa	1.5020	26000.	137	3886	No
284	GOM_NL__2PRFIN20021127_133415_000000782011_00325_03886_9526.N1	27-NOV-2002 13:34:15	Straylight	78.000	179	24Omi2CMa	3.0320	24000.	156	3886	No
285	GOM_NL__2PRFIN20021127_133857_000001052011_00325_03886_9527.N1	27-NOV-2002 13:38:57	Straylight	104.50	1	9Alp CMa	-1.4400	11000.	209	3886	No
286	GOM_NL__2PRFIN20021127_134250_000000622011_00325_03886_9528.N1	27-NOV-2002 13:42:50	Straylight	62.000	7	19Bet Ori	0.10000	14000.	124	3886	No
287	GOM_NL__2PRFIN20021127_134610_000000722011_00325_03886_9529.N1	27-NOV-2002 13:46:10	Twilight	72.000	30	46Eps Ori	1.6940	30000.	144	3886	No
288	GOM_NL__2PRFIN20021127_134901_000000782011_00325_03886_9530.N1	27-NOV-2002 13:49:01	Bright	77.500	27	24Gam Ori	1.6360	26000.	155	3886	No
289	GOM_NL__2PRFIN20021127_135142_000000372011_00325_03886_9531.N1	27-NOV-2002 13:51:42	Bright	37.000	105	6Bet Ari	2.6450	8900.0	74	3886	No
290	GOM_NL__2PRFIN20021127_135457_000000412011_00325_03886_9532.N1	27-NOV-2002 13:54:57	Bright	40.500	150	44Zet Per	2.8900	28000.	81	3886	No
291	GOM_NL__2PRFIN20021127_135647_000000712011_00325_03886_9533.N1	27-NOV-2002 13:56:47	Dark	70.500	1016	Saturn	0.0000	0.0000	141	3886	Yes
292	GOM_NL__2PRFIN20021127_135921_000000382011_00325_03886_9534.N1	27-NOV-2002 13:59:21	Bright	37.500	175	39Del Per	3.0100	19400.	75	3886	No
293	GOM_NL__2PRFIN20021127_140223_000000392011_00325_03886_9535.N1	27-NOV-2002 14:02:23	Bright	39.000	68	18Alp Cas	2.2250	4500.0	78	3886	No
294	GOM_NL__2PRFIN20021127_140339_000000382011_00325_03886_9536.N1	27-NOV-2002 14:03:39	Bright	38.000	74	11Bet Cas	2.2680	6600.0	76	3886	No
295	GOM_NL__2PRFIN20021127_141033_000000382011_00325_03886_9537.N1	27-NOV-2002 14:10:33	Bright	38.000	49	1Alp UMi	1.9900	6300.0	76	3886	No
296	GOM_NL__2PRFIN20021127_141510_000000402011_00325_03886_9538.N1	27-NOV-2002 14:15:10	Bright	40.000	60	7Bet UMi	2.0810	3950.0	80	3886	No
297	GOM_NL__2PRFIN20021127_141729_000000472011_00325_03886_9539.N1	27-NOV-2002 14:17:29	Bright	46.500	36	50Alp UMa	1.8000	6300.0	93	3886	No
298	GOM_NL__2PRFIN20021127_141907_000000472011_00325_03886_9540.N1	27-NOV-2002 14:19:07	Bright	46.500	82	48Bet UMa	2.3650	10600.	93	3886	No
299	GOM_NL__2PRFIN20021127_142051_000000402011_00325_03886_9541.N1	27-NOV-2002 14:20:51	Bright	39.500	55	79Zet UMa	2.0600	10200.	79	3886	No
300	GOM_NL__2PRFIN20021127_142228_000000392011_00325_03886_9542.N1	27-NOV-2002 14:22:28	Bright	38.500	39	85Eta UMa	1.8540	24000.	77	3886	No
301	GOM_NL__2PRFIN20021127_142517_000000352011_00325_03886_9543.N1	27-NOV-2002 14:25:17	Bright	34.500	180	27Gam Boo	3.0400	8000.0	69	3886	No
302	GOM_NL__2PRFIN20021127_142817_000000362011_00325_03886_9544.N1	27-NOV-2002 14:28:17	Bright	35.500	83		2.3780	11000.	71	3886	No
303	GOM_NL__2PRFIN20021127_143047_000000372011_00325_03886_9545.N1	27-NOV-2002 14:30:47	Bright	36.500	3	16Alp Boo	-0.050000	4250.0	73	3886	No
304	GOM_NL__2PRFIN20021127_143355_000000912011_00325_03886_9546.N1	27-NOV-2002 14:33:55	Bright	91.000	96	68Del Leo	2.5600	9300.0	182	3886	No
305	GOM_NL__2PRFIN20021127_143806_000001662011_00325_03886_9547.N1	27-NOV-2002 14:38:06	Twilight	165.50	51	41Gam1Leo	2.0100	4500.0	331	3886	No
306	GOM_NL__2PRFIN20021127_144302_000000462011_00325_03886_9548.N1	27-NOV-2002 14:43:02	Twilight	46.000	163	7Del Crv	2.9450	11000.	92	3886	No
307	GOM_NL__2PRFIN20021127_144442_000000482011_00325_03886_9549.N1	27-NOV-2002 14:44:42	Twilight	48.000	106	9Bet Crv	2.6480	5600.0	96	3886	No
308	GOM_NL__2PRFIN20021127_144656_000000422011_00325_03886_9550.N1	27-NOV-2002 14:46:56	Twilight	41.500	123	1ot Cen	2.7500	10200.	83	3886	No
309	GOM_NL__2PRFIN20021127_145053_000000432011_00325_03886_9551.N1	27-NOV-2002 14:50:53	Dark	42.500	64	Gam Cen	2.2000	10600.	85	3886	No
310	GOM_NL__2PRFIN20021127_145250_000000492011_00325_03886_9552.N1	27-NOV-2002 14:52:50	Dark	49.000	10	Bet Cen	0.61000	28000.	98	3886	No
311	GOM_NL__2PRFIN20021127_145435_000000492011_00326_03887_9517.N1	27-NOV-2002 14:54:35	Dark	48.500	12	Alp1Cru	0.77500	30000.	97	3887	No
312	GOM_NL__2PRFIN20021127_145710_000000402011_00326_03887_9518.N1	27-NOV-2002 14:57:10	Dark	39.500	124	The Car	2.7640	30000.	79	3887	No
313	GOM_NL__2PRFIN20021127_145849_000000392011_00326_03887_9519.N1	27-NOV-2002 14:58:49	Dark	39.000	159	Ups Car	2.9200	7200.0	78	3887	No
314	GOM_NL__2PRFIN20021127_150141_000000462011_00326_03887_9520.N1	27-NOV-2002 15:01:41	Dark	46.000	41	Eps Car	1.8600	4100.0	92	3887	No
315	GOM_NL__2PRFIN20021127_150324_000000632011_00326_03887_9521.N1	27-NOV-2002 15:03:24	Dark	63.000	34	Gam2Vel	1.7930	23000.	126	3887	No
316	GOM_NL__2PRFIN20021127_150503_000000582011_00326_03887_9522.N1	27-NOV-2002 15:05:03	Dark	58.000	70	Zet Pup	2.2460	39000.	116	3887	No
317	GOM_NL__2PRFIN20021127_150704_000000552011_00326_03887_9523.N1	27-NOV-2002 15:07:04	Dark	54.500	2	Alp Car	-0.73600	7000.0	109	3887	No
318	GOM_NL__2PRFIN20021127_150839_000000702011_00326_03887_9524.N1	27-NOV-2002 15:08:39	Dark	70.000	117	Pi Pup	2.7060	3800.0	140	3887	No
319	GOM_NL__2PRFIN20021127_151236_000000642011_00326_03887_9525.N1	27-NOV-2002 15:12:36	Dark	63.500	23	21Eps CMa	1.5020	26000.	127	3887	No
320	GOM_NL__2PRFIN20021127_151451_000000782011_00326_03887_9526.N1	27-NOV-2002 15:14:51	Straylight	77.500	179	24Omi2CMa	3.0320	24000.	155	3887	No
321	GOM_NL__2PRFIN20021127_151932_000001062011_00326_03887_9527.N1	27-NOV-2002 15:19:32	Straylight	105.50	1	9Alp CMa	-1.4400	11000.	211	3887	No
322	GOM_NL__2PRFIN20021127_152325_000000672011_00326_03887_9528.N1	27-NOV-2002 15:23:25	Straylight	66.500	7	19Bet Ori	0.10000	14000.	133	3887	No
323	GOM_NL__2PRFIN20021127_152645_000000712011_00326_03887_9529.N1	27-NOV-2002 15:26:45	Twilight	71.000	30	46Eps Ori	1.6940	30000.	142	3887	No
324	GOM_NL__2PRFIN20021127_152936_000000642011_00326_03887_9530.N1	27-NOV-2002 15:29:36	Bright	63.500	27	24Gam Ori	1.6360	26000.	127	3887	No
325	GOM_NL__2PRFIN20021127_153218_000000372011_00326_03887_9531.N1	27-NOV-2002 15:32:18	Bright	37.000	105	6Bet Ari	2.6450	8900.0	74	3887	No
326	GOM_NL__2PRFIN20021127_153531_000000422011_00326_03887_9532.N1	27-NOV-2002 15:35:31	Bright	42.000	150	44Zet Per	2.8900	28000.	84	3887	No
327	GOM_NL__2PRFIN20021127_153721_000000732011_00326_03887_9533.N1	27-NOV-2002 15:37:21	Dark	72.500	1016	Saturn	0.0000	0.0000	145	3887	Yes
328	GOM_NL__2PRFIN20021127_153956_000000402011_00326_03887_9534.N1	27-NOV-2002 15:39:56	Bright	40.000	175	39Del Per	3.0100	19400.	80	3887	No
329	GOM_NL__2PRFIN20021127_154300_000000382011_00326_03887_9535.N1	27-NOV-2002 15:43:00	Bright	37.500	68	18Alp Cas	2.2250	4500.0	75	3887	No
330	GOM_NL__2PRFIN20021127_154415_000000382011_00326_03887_9536.N1	27-NOV-2002 15:44:15	Bright	38.000	74	11Bet Cas	2.2680	6600.0	76	3887	No
331	GOM_NL__2PRFIN20021127_155109_000000382011_00326_03887_9537.N1	27-NOV-2002 15:51:09	Bright	38.000	49	1Alp UMi	1.9900	6300.0	76	3887	No
332	GOM_NL__2PRFIN20021127_155546_000000392011_00326_03887_9538.N1	27-NOV-2002 15:55:46	Bright	39.000	60	7Bet UMi	2.0810	3950.0	78	3887	No
333	GOM_NL__2PRFIN20021127_155805_000000492011_00326_03887_9539.N1	27-NOV-2002 15:58:05	Bright	48.500	36	50Alp UMa	1.8000	6300.0	97	3887	No
334	GOM_NL__2PRFIN20021127_155942_000000452011_00326_03887_9540.N1	27-NOV-2002 15:59:42	Bright	45.000	82	48Bet UMa	2.3650	10600.	90	3887	No
335	GOM_NL__2PRFIN20021127_160125_000000432011_00326_03887_9541.N1	27-NOV-2002 16:01:25	Bright	42.500	55	79Zet UMa	2.0600	10200.	85	3887	No
336	GOM_NL__2PRFIN20021127_160301_000000392011_00326_03887_9542.N1	27-NOV-2002 16:03:01	Bright	38.500	39	85Eta UMa	1.8540	24000.	77	3887	No
337	GOM_NL__2PRFIN20021127_160551_000000402011_00326_03887_9543.N1	27-NOV-2002 16:05:51	Bright	40.000	180	27Gam Boo	3.0400	8000.0	80	3887	No

338	GOM_NL__2PRFIN20021127_160853_000000362011_00326_03887_9544.N1	27-NOV-2002 16:08:53	Bright	35.500	83		2.3780	11000.	71	3887	No
339	GOM_NL__2PRFIN20021127_161122_000000382011_00326_03887_9545.N1	27-NOV-2002 16:11:22	Bright	37.500	3	16Alp Boo	-0.050000	4250.0	75	3887	No
340	GOM_NL__2PRFIN20021127_161432_000000652011_00326_03887_9546.N1	27-NOV-2002 16:14:32	Bright	65.000	96	68Del Leo	2.5600	9300.0	130	3887	No
341	GOM_NL__2PRFIN20021127_161843_000001612011_00326_03887_9547.N1	27-NOV-2002 16:18:43	Twilight	160.50	51	41Gam1Leo	2.0100	4500.0	321	3887	No
342	GOM_NL__2PRFIN20021127_162336_000000512011_00326_03887_9548.N1	27-NOV-2002 16:23:36	Twilight	51.000	163	7Del Crv	2.9450	11000.	102	3887	No
343	GOM_NL__2PRFIN20021127_162518_000000492011_00326_03887_9549.N1	27-NOV-2002 16:25:18	Twilight	48.500	106	9Bet Crv	2.6480	5600.0	97	3887	No
344	GOM_NL__2PRFIN20021127_162731_000000402011_00326_03887_9550.N1	27-NOV-2002 16:27:31	Twilight	40.000	123	1ot Cen	2.7500	10200.	80	3887	No
345	GOM_NL__2PRFIN20021127_163129_000000432011_00326_03887_9551.N1	27-NOV-2002 16:31:29	Dark	43.000	64	Gam Cen	2.2000	10600.	86	3887	No
346	GOM_NL__2PRFIN20021127_163326_000000472011_00326_03887_9552.N1	27-NOV-2002 16:33:26	Dark	46.500	10	Bet Cen	0.61000	28000.	93	3887	No
347	GOM_NL__2PRFIN20021127_163512_000000472011_00327_03888_9517.N1	27-NOV-2002 16:35:12	Dark	46.500	12	Alp1Cru	0.77500	30000.	93	3888	No
348	GOM_NL__2PRFIN20021127_163746_000000412011_00327_03888_9518.N1	27-NOV-2002 16:37:46	Dark	40.500	124	The Car	2.7640	30000.	81	3888	No
349	GOM_NL__2PRFIN20021127_163926_000000402011_00327_03888_9519.N1	27-NOV-2002 16:39:26	Dark	39.500	159	Ups Car	2.9200	7200.0	79	3888	No
350	GOM_NL__2PRFIN20021127_164216_000000452011_00327_03888_9520.N1	27-NOV-2002 16:42:16	Dark	45.000	41	Eps Car	1.8600	4100.0	90	3888	No
351	GOM_NL__2PRFIN20021127_164401_000000562011_00327_03888_9521.N1	27-NOV-2002 16:44:01	Dark	56.000	34	Gam2Vel	1.7930	23000.	112	3888	No
352	GOM_NL__2PRFIN20021127_164539_000000552011_00327_03888_9522.N1	27-NOV-2002 16:45:39	Dark	55.000	70	Zet Pup	2.2460	39000.	110	3888	No
353	GOM_NL__2PRFIN20021127_164742_000000592011_00327_03888_9523.N1	27-NOV-2002 16:47:42	Dark	59.000	2	Alp Car	-0.73600	7000.0	118	3888	No
354	GOM_NL__2PRFIN20021127_164918_000000652011_00327_03888_9524.N1	27-NOV-2002 16:49:18	Dark	64.500	117	Pi Pup	2.7060	3800.0	129	3888	No
355	GOM_NL__2PRFIN20021127_165312_000000772011_00327_03888_9525.N1	27-NOV-2002 16:53:12	Dark	76.500	23	21Eps CMa	1.5020	26000.	153	3888	No
356	GOM_NL__2PRFIN20021127_165527_000000762011_00327_03888_9526.N1	27-NOV-2002 16:55:27	Straylight	75.500	179	24Omi2CMa	3.0320	24000.	151	3888	No
357	GOM_NL__2PRFIN20021127_170008_000001032011_00327_03888_9527.N1	27-NOV-2002 17:00:08	Straylight	102.50	1	9Alp CMa	-1.4400	11000.	205	3888	No
358	GOM_NL__2PRFIN20021127_170401_000000672011_00327_03888_9528.N1	27-NOV-2002 17:04:01	Straylight	66.500	7	19Bet Ori	0.10000	14000.	133	3888	No
359	GOM_NL__2PRFIN20021127_170720_000000682011_00327_03888_9529.N1	27-NOV-2002 17:07:20	Twilight	67.500	30	46Eps Ori	1.6940	30000.	135	3888	No
360	GOM_NL__2PRFIN20021127_171012_000000682011_00327_03888_9530.N1	27-NOV-2002 17:10:12	Bright	68.000	27	24Gam Ori	1.6360	26000.	136	3888	No
361	GOM_NL__2PRFIN20021127_171254_000000392011_00327_03888_9531.N1	27-NOV-2002 17:12:54	Bright	38.500	105	6Bet Ari	2.6450	8900.0	77	3888	No
362	GOM_NL__2PRFIN20021127_171606_000000422011_00327_03888_9532.N1	27-NOV-2002 17:16:06	Bright	42.000	150	44Zet Per	2.8900	28000.	84	3888	No
363	GOM_NL__2PRFIN20021127_171756_000000722011_00327_03888_9533.N1	27-NOV-2002 17:17:56	Dark	71.500	1016	Saturn	0.0000	0.0000	143	3888	Yes
364	GOM_NL__2PRFIN20021127_172032_000000402011_00327_03888_9534.N1	27-NOV-2002 17:20:32	Bright	40.000	175	39Del Per	3.0100	19400.	80	3888	No
365	GOM_NL__2PRFIN20021127_172336_000000352011_00327_03888_9535.N1	27-NOV-2002 17:23:36	Bright	34.500	68	18Alp Cas	2.2250	4500.0	69	3888	No
366	GOM_NL__2PRFIN20021127_172452_000000352011_00327_03888_9536.N1	27-NOV-2002 17:24:52	Bright	35.000	74	11Bet Cas	2.2680	6600.0	70	3888	No
367	GOM_NL__2PRFIN20021127_173144_000000382011_00327_03888_9537.N1	27-NOV-2002 17:31:44	Bright	37.500	49	1Alp UMi	1.9900	6300.0	75	3888	No
368	GOM_NL__2PRFIN20021127_173622_000000412011_00327_03888_9538.N1	27-NOV-2002 17:36:22	Bright	40.500	60	7Bet UMi	2.0810	3950.0	81	3888	No
369	GOM_NL__2PRFIN20021127_173839_000000442011_00327_03888_9539.N1	27-NOV-2002 17:38:39	Bright	44.000	36	50Alp UMa	1.8000	6300.0	88	3888	No
370	GOM_NL__2PRFIN20021127_174018_000000442011_00327_03888_9540.N1	27-NOV-2002 17:40:18	Bright	44.000	82	48Bet UMa	2.3650	10600.	88	3888	No
371	GOM_NL__2PRFIN20021127_174201_000000422011_00327_03888_9541.N1	27-NOV-2002 17:42:01	Bright	41.500	55	79Zet UMa	2.0600	10200.	83	3888	No
372	GOM_NL__2PRFIN20021127_174339_000000402011_00327_03888_9542.N1	27-NOV-2002 17:43:39	Bright	40.000	39	85Eta UMa	1.8540	24000.	80	3888	No
373	GOM_NL__2PRFIN20021127_174628_000000382011_00327_03888_9543.N1	27-NOV-2002 17:46:28	Bright	38.000	180	27Gam Boo	3.0400	8000.0	76	3888	No
374	GOM_NL__2PRFIN20021127_174929_000000362011_00327_03888_9544.N1	27-NOV-2002 17:49:29	Bright	36.000	83		2.3780	11000.	72	3888	No
375	GOM_NL__2PRFIN20021127_175158_000000372011_00327_03888_9545.N1	27-NOV-2002 17:51:58	Bright	36.500	3	16Alp Boo	-0.050000	4250.0	73	3888	No
376	GOM_NL__2PRFIN20021127_175509_000000782011_00327_03888_9546.N1	27-NOV-2002 17:55:09	Bright	77.500	96	68Del Leo	2.5600	9300.0	155	3888	No
377	GOM_NL__2PRFIN20021127_175922_000001612011_00327_03888_9547.N1	27-NOV-2002 17:59:22	Twilight	161.00	51	41Gam1Leo	2.0100	4500.0	322	3888	No
378	GOM_NL__2PRFIN20021127_180413_000000482011_00327_03888_9548.N1	27-NOV-2002 18:04:13	Twilight	47.500	163	7Del Crv	2.9450	11000.	95	3888	No
379	GOM_NL__2PRFIN20021127_180552_000000492011_00327_03888_9549.N1	27-NOV-2002 18:05:52	Twilight	48.500	106	9Bet Crv	2.6480	5600.0	97	3888	No
380	GOM_NL__2PRFIN20021127_180807_000000412011_00327_03888_9550.N1	27-NOV-2002 18:08:07	Twilight	41.000	123	1ot Cen	2.7500	10200.	82	3888	No
381	GOM_NL__2PRFIN20021127_181205_000000432011_00327_03888_9551.N1	27-NOV-2002 18:12:05	Dark	43.000	64	Gam Cen	2.2000	10600.	86	3888	No
382	GOM_NL__2PRFIN20021127_181402_000000412011_00327_03888_9552.N1	27-NOV-2002 18:14:02	Dark	40.500	10	Bet Cen	0.61000	28000.	81	3888	No
383	GOM_NL__2PRFIN20021127_181547_000000422011_00328_03889_9517.N1	27-NOV-2002 18:15:47	Dark	42.000	12	Alp1Cru	0.77500	30000.	84	3889	No
384	GOM_NL__2PRFIN20021127_181822_000000392011_00328_03889_9518.N1	27-NOV-2002 18:18:22	Dark	39.000	124	The Car	2.7640	30000.	78	3889	No
385	GOM_NL__2PRFIN20021127_182002_000000402011_00328_03889_9519.N1	27-NOV-2002 18:20:02	Dark	40.000	159	Ups Car	2.9200	7200.0	80	3889	No
386	GOM_NL__2PRFIN20021127_182253_000000492011_00328_03889_9520.N1	27-NOV-2002 18:22:53	Dark	49.000	41	Eps Car	1.8600	4100.0	98	3889	No
387	GOM_NL__2PRFIN20021127_182438_000000532011_00328_03889_9521.N1	27-NOV-2002 18:24:38	Dark	53.000	34	Gam2Vel	1.7930	23000.	106	3889	No
388	GOM_NL__2PRFIN20021127_182617_000000562011_00328_03889_9522.N1	27-NOV-2002 18:26:17	Dark	56.000	70	Zet Pup	2.2460	39000.	112	3889	No
389	GOM_NL__2PRFIN20021127_182819_000000592011_00328_03889_9523.N1	27-NOV-2002 18:28:19	Dark	59.000	2	Alp Car	-0.73600	7000.0	118	3889	No
390	GOM_NL__2PRFIN20021127_182954_000000632011_00328_03889_9524.N1	27-NOV-2002 18:29:54	Dark	63.000	117	Pi Pup	2.7060	3800.0	126	3889	No
391	GOM_NL__2PRFIN20021127_183350_000000732011_00328_03889_9525.N1	27-NOV-2002 18:33:50	Dark	73.000	23	21Eps CMa	1.5020	26000.	146	3889	No
392	GOM_NL__2PRFIN20021127_183604_000000842011_00328_03889_9526.N1	27-NOV-2002 18:36:04	Straylight	84.000	179	24Omi2CMa	3.0320	24000.	168	3889	No
393	GOM_NL__2PRFIN20021127_184044_000001122011_00328_03889_9527.N1	27-NOV-2002 18:40:44	Straylight	112.00	1	9Alp CMa	-1.4400	11000.	224	3889	No
394	GOM_NL__2PRFIN20021127_184437_000000682011_00328_03889_9528.N1	27-NOV-2002 18:44:37	Straylight	68.000	7	19Bet Ori	0.10000	14000.	136	3889	No
395	GOM_NL__2PRFIN20021127_184756_000000702011_00328_03889_9529.N1	27-NOV-2002 18:47:56	Twilight	70.000	30	46Eps Ori	1.6940	30000.	140	3889	No
396	GOM_NL__2PRFIN20021127_185047_000000692011_00328_03889_9530.N1	27-NOV-2002 18:50:47	Bright	68.500	27	24Gam Ori	1.6360	26000.	137	3889	No

397	GOM_NL__2PRFIN20021127_185330_000000392011_00328_03889_9531.N1	27-NOV-2002 18:53:30	Bright	38.500	105	6Bet Ari	2.6450	8900.0	77	3889	No
398	GOM_NL__2PRFIN20021127_185643_000000422011_00328_03889_9532.N1	27-NOV-2002 18:56:43	Bright	41.500	150	44Zet Per	2.8900	28000.	83	3889	No
399	GOM_NL__2PRFIN20021127_185830_000000662011_00328_03889_9533.N1	27-NOV-2002 18:58:30	Dark	66.000	1016	Saturn	0.0000	0.0000	132	3889	Yes
400	GOM_NL__2PRFIN20021127_190107_000000402011_00328_03889_9534.N1	27-NOV-2002 19:01:07	Bright	39.500	175	39Del Per	3.0100	19400.	79	3889	No
401	GOM_NL__2PRFIN20021127_190412_000000392011_00328_03889_9535.N1	27-NOV-2002 19:04:12	Bright	38.500	68	18Alp Cas	2.2250	4500.0	77	3889	No
402	GOM_NL__2PRFIN20021127_190528_000000392011_00328_03889_9536.N1	27-NOV-2002 19:05:28	Bright	38.500	74	11Bet Cas	2.2680	6600.0	77	3889	No
403	GOM_NL__2PRFIN20021127_191221_000000392011_00328_03889_9537.N1	27-NOV-2002 19:12:21	Bright	38.500	49	1Alp UMi	1.9900	6300.0	77	3889	No
404	GOM_NL__2PRFIN20021127_191658_000000382011_00328_03889_9538.N1	27-NOV-2002 19:16:58	Bright	38.000	60	7Bet UMi	2.0810	3950.0	76	3889	No
405	GOM_NL__2PRFIN20021127_191916_000000422011_00328_03889_9539.N1	27-NOV-2002 19:19:16	Bright	41.500	36	50Alp UMa	1.8000	6300.0	83	3889	No
406	GOM_NL__2PRFIN20021127_192054_000000452011_00328_03889_9540.N1	27-NOV-2002 19:20:54	Bright	44.500	82	48Bet UMa	2.3650	10600.	89	3889	No
407	GOM_NL__2PRFIN20021127_192239_000000412011_00328_03889_9541.N1	27-NOV-2002 19:22:39	Bright	40.500	55	79Zet UMa	2.0600	10200.	81	3889	No
408	GOM_NL__2PRFIN20021127_192415_000000392011_00328_03889_9542.N1	27-NOV-2002 19:24:15	Bright	38.500	39	85Eta UMa	1.8540	24000.	77	3889	No
409	GOM_NL__2PRFIN20021127_192703_000000382011_00328_03889_9543.N1	27-NOV-2002 19:27:03	Bright	38.000	180	27Gam Boo	3.0400	8000.0	76	3889	No
410	GOM_NL__2PRFIN20021127_193005_000000362011_00328_03889_9544.N1	27-NOV-2002 19:30:05	Bright	36.000	83		2.3780	11000.	72	3889	No
411	GOM_NL__2PRFIN20021127_193234_000000382011_00328_03889_9545.N1	27-NOV-2002 19:32:34	Bright	38.000	3	16Alp Boo	-0.050000	4250.0	76	3889	No
412	GOM_NL__2PRFIN20021127_193545_000000632011_00328_03889_9546.N1	27-NOV-2002 19:35:45	Bright	62.500	96	68Del Leo	2.5600	9300.0	125	3889	No
413	GOM_NL__2PRFIN20021127_194000_000001622011_00328_03889_9547.N1	27-NOV-2002 19:40:00	Twilight	162.00	51	41Gam1Leo	2.0100	4500.0	324	3889	No
414	GOM_NL__2PRFIN20021127_194449_000000482011_00328_03889_9548.N1	27-NOV-2002 19:44:49	Twilight	48.000	163	7Del Crv	2.9450	11000.	96	3889	No
415	GOM_NL__2PRFIN20021127_194629_000000492011_00328_03889_9549.N1	27-NOV-2002 19:46:29	Twilight	49.000	106	9Bet Crv	2.6480	5600.0	98	3889	No
416	GOM_NL__2PRFIN20021127_194842_000000442011_00328_03889_9550.N1	27-NOV-2002 19:48:42	Twilight	44.000	123	1ot Cen	2.7500	10200.	88	3889	No
417	GOM_NL__2PRFIN20021127_195243_000000432011_00328_03889_9551.N1	27-NOV-2002 19:52:43	Dark	43.000	64	Gam Cen	2.2000	10600.	86	3889	No
418	GOM_NL__2PRFIN20021127_195438_000000442011_00328_03889_9552.N1	27-NOV-2002 19:54:38	Dark	44.000	10	Bet Cen	0.61000	28000.	88	3889	No
419	GOM_NL__2PRFIN20021127_195624_000000392011_00329_03890_9517.N1	27-NOV-2002 19:56:24	Dark	39.000	12	Alp1Cru	0.77500	30000.	78	3890	No
420	GOM_NL__2PRFIN20021127_195858_000000402011_00329_03890_9518.N1	27-NOV-2002 19:58:58	Dark	39.500	124	The Car	2.7640	30000.	79	3890	No
421	GOM_NL__2PRFIN20021127_200038_000000412011_00329_03890_9519.N1	27-NOV-2002 20:00:38	Dark	41.000	159	Ups Car	2.9200	7200.0	82	3890	No
422	GOM_NL__2PRFIN20021127_200330_000000582011_00329_03890_9520.N1	27-NOV-2002 20:03:30	Dark	57.500	41	Eps Car	1.8600	4100.0	115	3890	No
423	GOM_NL__2PRFIN20021127_200516_000000512011_00329_03890_9521.N1	27-NOV-2002 20:05:16	Dark	51.000	34	Gam2Vel	1.7930	23000.	102	3890	No
424	GOM_NL__2PRFIN20021127_200653_000000562011_00329_03890_9522.N1	27-NOV-2002 20:06:53	Dark	56.000	70	Zet Pup	2.2460	39000.	112	3890	No
425	GOM_NL__2PRFIN20021127_200854_000000562011_00329_03890_9523.N1	27-NOV-2002 20:08:54	Dark	56.000	2	Alp Car	-0.73600	7000.0	112	3890	No
426	GOM_NL__2PRFIN20021127_201031_000000692011_00329_03890_9524.N1	27-NOV-2002 20:10:31	Dark	69.000	117	Pi Pup	2.7060	3800.0	138	3890	No
427	GOM_NL__2PRFIN20021127_201426_000000722011_00329_03890_9525.N1	27-NOV-2002 20:14:26	Dark	71.500	23	21Eps CMa	1.5020	26000.	143	3890	No
428	GOM_NL__2PRFIN20021127_201640_000000832011_00329_03890_9526.N1	27-NOV-2002 20:16:40	Straylight	82.500	179	24Omi2CMa	3.0320	24000.	165	3890	No
429	GOM_NL__2PRFIN20021127_202051_000000782011_00329_03890_9527.N1	27-NOV-2002 20:20:51	Straylight	78.000	47	2Bet CMa	1.9760	28000.	156	3890	No
430	GOM_NL__2PRFIN20021127_202453_000000732011_00329_03890_9528.N1	27-NOV-2002 20:24:53	Straylight	72.500	56	53Kap Ori	2.0650	30000.	145	3890	No
431	GOM_NL__2PRFIN20021127_202831_000000692011_00329_03890_9529.N1	27-NOV-2002 20:28:31	Twilight	69.000	30	46Eps Ori	1.6940	30000.	138	3890	No
432	GOM_NL__2PRFIN20021127_203121_000000762011_00329_03890_9530.N1	27-NOV-2002 20:31:21	Bright	75.500	27	24Gam Ori	1.6360	26000.	151	3890	No
433	GOM_NL__2PRFIN20021127_203406_000000372011_00329_03890_9531.N1	27-NOV-2002 20:34:06	Bright	37.000	105	6Bet Ari	2.6450	8900.0	74	3890	No
434	GOM_NL__2PRFIN20021127_203718_000000412011_00329_03890_9532.N1	27-NOV-2002 20:37:18	Bright	40.500	150	44Zet Per	2.8900	28000.	81	3890	No
435	GOM_NL__2PRFIN20021127_203924_000000392011_00329_03890_9533.N1	27-NOV-2002 20:39:24	Bright	39.000	79	26Bet Per	2.3100	13100.	78	3890	No
436	GOM_NL__2PRFIN20021127_204143_000000412011_00329_03890_9534.N1	27-NOV-2002 20:41:43	Bright	41.000	175	39Del Per	3.0100	19400.	82	3890	No
437	GOM_NL__2PRFIN20021127_204449_000000532011_00329_03890_9535.N1	27-NOV-2002 20:44:49	Bright	53.000	68	18Alp Cas	2.2250	4500.0	106	3890	No
438	GOM_NL__2PRFIN20021127_204604_000000382011_00329_03890_9536.N1	27-NOV-2002 20:46:04	Bright	37.500	74	11Bet Cas	2.2680	6600.0	75	3890	No
439	GOM_NL__2PRFIN20021127_205257_000000372011_00329_03890_9537.N1	27-NOV-2002 20:52:57	Bright	36.500	49	1Alp UMi	1.9900	6300.0	73	3890	No
440	GOM_NL__2PRFIN20021127_205734_000000352011_00329_03890_9538.N1	27-NOV-2002 20:57:34	Bright	35.000	60	7Bet UMi	2.0810	3950.0	70	3890	No
441	GOM_NL__2PRFIN20021127_205952_000000472011_00329_03890_9539.N1	27-NOV-2002 20:59:52	Bright	47.000	36	50Alp UMa	1.8000	6300.0	94	3890	No
442	GOM_NL__2PRFIN20021127_210129_000000482011_00329_03890_9540.N1	27-NOV-2002 21:01:29	Bright	48.000	82	48Bet UMa	2.3650	10600.	96	3890	No
443	GOM_NL__2PRFIN20021127_210315_000000402011_00329_03890_9541.N1	27-NOV-2002 21:03:15	Bright	39.500	55	79Zet UMa	2.0600	10200.	79	3890	No
444	GOM_NL__2PRFIN20021127_210449_000000422011_00329_03890_9542.N1	27-NOV-2002 21:04:49	Bright	41.500	39	85Eta UMa	1.8540	24000.	83	3890	No
445	GOM_NL__2PRFIN20021127_210739_000000382011_00329_03890_9543.N1	27-NOV-2002 21:07:39	Bright	38.000	180	27Gam Boo	3.0400	8000.0	76	3890	No
446	GOM_NL__2PRFIN20021127_211041_000000362011_00329_03890_9544.N1	27-NOV-2002 21:10:41	Bright	35.500	83		2.3780	11000.	71	3890	No
447	GOM_NL__2PRFIN20021127_211309_000000392011_00329_03890_9545.N1	27-NOV-2002 21:13:09	Bright	38.500	3	16Alp Boo	-0.050000	4250.0	77	3890	No
448	GOM_NL__2PRFIN20021127_211622_000000672011_00329_03890_9546.N1	27-NOV-2002 21:16:22	Bright	67.000	96	68Del Leo	2.5600	9300.0	134	3890	No
449	GOM_NL__2PRFIN20021127_212038_000001662011_00329_03890_9547.N1	27-NOV-2002 21:20:38	Twilight	165.50	51	41Gam1Leo	2.0100	4500.0	331	3890	No
450	GOM_NL__2PRFIN20021127_212526_000000492011_00329_03890_9548.N1	27-NOV-2002 21:25:26	Twilight	48.500	163	7Del Crv	2.9450	11000.	97	3890	No
451	GOM_NL__2PRFIN20021127_212705_000000482011_00329_03890_9549.N1	27-NOV-2002 21:27:05	Twilight	47.500	106	9Bet Crv	2.6480	5600.0	95	3890	No
452	GOM_NL__2PRFIN20021127_212920_000000432011_00329_03890_9550.N1	27-NOV-2002 21:29:20	Twilight	43.000	123	1ot Cen	2.7500	10200.	86	3890	No
453	GOM_NL__2PRFIN20021127_213318_000000402011_00329_03890_9551.N1	27-NOV-2002 21:33:18	Dark	40.000	64	Gam Cen	2.2000	10600.	80	3890	No
454	GOM_NL__2PRFIN20021127_213514_000000412011_00329_03890_9552.N1	27-NOV-2002 21:35:14	Dark	40.500	10	Bet Cen	0.61000	28000.	81	3890	No
455	GOM_NL__2PRFIN20021127_213700_000000472011_00330_03891_9517.N1	27-NOV-2002 21:37:00	Dark	46.500	12	Alp1Cru	0.77500	30000.	93	3891	No

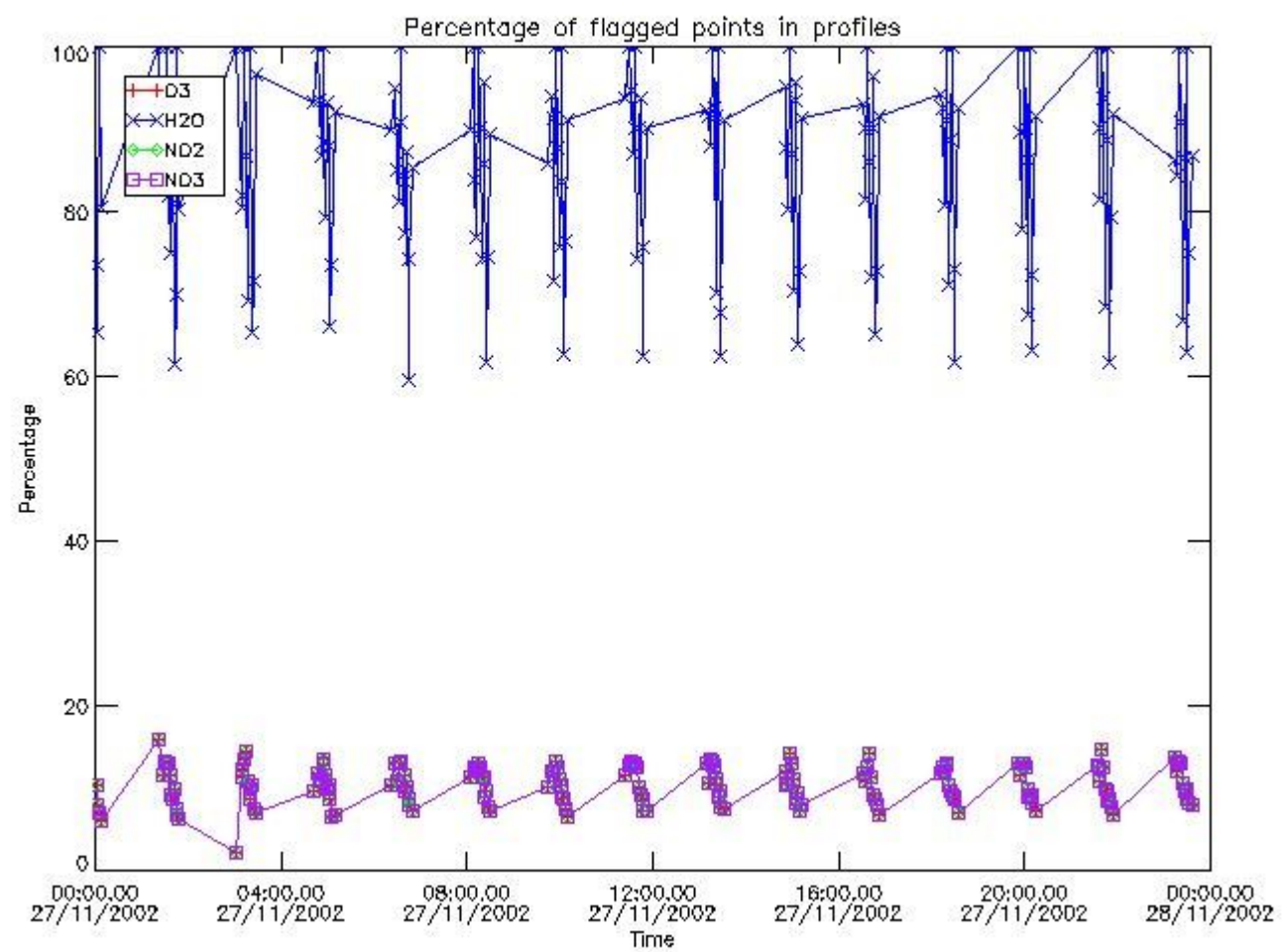


456	GOM_NL__2PRFIN20021127_213935_000000382011_00330_03891_9518.N1	27-NOV-2002 21:39:35	Dark	38.000	124	The Car	2.7640	30000.	76	3891	No
457	GOM_NL__2PRFIN20021127_214115_000000412011_00330_03891_9519.N1	27-NOV-2002 21:41:15	Dark	41.000	159	Ups Car	2.9200	7200.0	82	3891	No
458	GOM_NL__2PRFIN20021127_214406_000000512011_00330_03891_9520.N1	27-NOV-2002 21:44:06	Dark	51.000	41	Eps Car	1.8600	4100.0	102	3891	No
459	GOM_NL__2PRFIN20021127_214551_000000532011_00330_03891_9521.N1	27-NOV-2002 21:45:51	Dark	53.000	34	Gam2Vel	1.7930	23000.	106	3891	No
460	GOM_NL__2PRFIN20021127_214728_000000612011_00330_03891_9522.N1	27-NOV-2002 21:47:28	Dark	61.000	70	Zet Pup	2.2460	39000.	122	3891	No
461	GOM_NL__2PRFIN20021127_214930_000000592011_00330_03891_9523.N1	27-NOV-2002 21:49:30	Dark	59.000	2	Alp Car	-0.73600	7000.0	118	3891	No
462	GOM_NL__2PRFIN20021127_215108_000000652011_00330_03891_9524.N1	27-NOV-2002 21:51:08	Dark	65.000	117	Pi Pup	2.7060	3800.0	130	3891	No
463	GOM_NL__2PRFIN20021127_215503_000000752011_00330_03891_9525.N1	27-NOV-2002 21:55:03	Dark	74.500	23	21Eps CMa	1.5020	26000.	149	3891	No
464	GOM_NL__2PRFIN20021127_215717_000000802011_00330_03891_9526.N1	27-NOV-2002 21:57:17	Straylight	79.500	179	24Omi2CMa	3.0320	24000.	159	3891	No
465	GOM_NL__2PRFIN20021127_220127_000000792011_00330_03891_9527.N1	27-NOV-2002 22:01:27	Straylight	78.500	47	2Bet CMa	1.9760	28000.	157	3891	No
466	GOM_NL__2PRFIN20021127_220528_000000712011_00330_03891_9528.N1	27-NOV-2002 22:05:28	Straylight	71.000	56	53Kap Ori	2.0650	30000.	142	3891	No
467	GOM_NL__2PRFIN20021127_220906_000000692011_00330_03891_9529.N1	27-NOV-2002 22:09:06	Twilight	69.000	30	46Eps Ori	1.6940	30000.	138	3891	No
468	GOM_NL__2PRFIN20021127_221157_000000682011_00330_03891_9530.N1	27-NOV-2002 22:11:57	Bright	67.500	27	24Gam Ori	1.6360	26000.	135	3891	No
469	GOM_NL__2PRFIN20021127_221442_000000382011_00330_03891_9531.N1	27-NOV-2002 22:14:42	Bright	37.500	105	6Bet Ari	2.6450	8900.0	75	3891	No
470	GOM_NL__2PRFIN20021127_221753_000000432011_00330_03891_9532.N1	27-NOV-2002 22:17:53	Bright	42.500	150	44Zet Per	2.8900	28000.	85	3891	No
471	GOM_NL__2PRFIN20021127_222000_000000382011_00330_03891_9533.N1	27-NOV-2002 22:20:00	Bright	38.000	79	26Bet Per	2.3100	13100.	76	3891	No
472	GOM_NL__2PRFIN20021127_222219_000000392011_00330_03891_9534.N1	27-NOV-2002 22:22:19	Bright	39.000	175	39Del Per	3.0100	19400.	78	3891	No
473	GOM_NL__2PRFIN20021127_222525_000000382011_00330_03891_9535.N1	27-NOV-2002 22:25:25	Bright	37.500	68	18Alp Cas	2.2250	4500.0	75	3891	No
474	GOM_NL__2PRFIN20021127_222640_000000382011_00330_03891_9536.N1	27-NOV-2002 22:26:40	Bright	37.500	74	11Bet Cas	2.2680	6600.0	75	3891	No
475	GOM_NL__2PRFIN20021127_223332_000000352011_00330_03891_9537.N1	27-NOV-2002 22:33:32	Bright	34.500	49	1Alp UMi	1.9900	6300.0	69	3891	No
476	GOM_NL__2PRFIN20021127_223810_000000392011_00330_03891_9538.N1	27-NOV-2002 22:38:10	Bright	39.000	60	7Bet UMi	2.0810	3950.0	78	3891	No
477	GOM_NL__2PRFIN20021127_224028_000000472011_00330_03891_9539.N1	27-NOV-2002 22:40:28	Bright	46.500	36	50Alp UMa	1.8000	6300.0	93	3891	No
478	GOM_NL__2PRFIN20021127_224204_000000482011_00330_03891_9540.N1	27-NOV-2002 22:42:04	Bright	47.500	82	48Bet UMa	2.3650	10600.	95	3891	No
479	GOM_NL__2PRFIN20021127_224351_000000402011_00330_03891_9541.N1	27-NOV-2002 22:43:51	Bright	39.500	55	79Zet UMa	2.0600	10200.	79	3891	No
480	GOM_NL__2PRFIN20021127_224527_000000392011_00330_03891_9542.N1	27-NOV-2002 22:45:27	Bright	38.500	39	85Eta UMa	1.8540	24000.	77	3891	No
481	GOM_NL__2PRFIN20021127_224816_000000382011_00330_03891_9543.N1	27-NOV-2002 22:48:16	Bright	38.000	180	27Gam Boo	3.0400	8000.0	76	3891	No
482	GOM_NL__2PRFIN20021127_225117_000000362011_00330_03891_9544.N1	27-NOV-2002 22:51:17	Bright	35.500	83		2.3780	11000.	71	3891	No
483	GOM_NL__2PRFIN20021127_225346_000000372011_00330_03891_9545.N1	27-NOV-2002 22:53:46	Bright	37.000	3	16Alp Boo	-0.050000	4250.0	74	3891	No
484	GOM_NL__2PRFIN20021127_225659_000000922011_00330_03891_9546.N1	27-NOV-2002 22:56:59	Bright	92.000	96	68Del Leo	2.5600	9300.0	184	3891	No
485	GOM_NL__2PRFIN20021127_230116_000001682011_00330_03891_9547.N1	27-NOV-2002 23:01:16	Twilight	168.00	51	41Gam1Leo	2.0100	4500.0	336	3891	No
486	GOM_NL__2PRFIN20021127_230604_000000452011_00330_03891_9548.N1	27-NOV-2002 23:06:04	Twilight	44.500	163	7Del Crv	2.9450	11000.	89	3891	No
487	GOM_NL__2PRFIN20021127_230744_000000482011_00330_03891_9549.N1	27-NOV-2002 23:07:44	Twilight	47.500	106	9Bet Crv	2.6480	5600.0	95	3891	No
488	GOM_NL__2PRFIN20021127_230957_000000382011_00330_03891_9550.N1	27-NOV-2002 23:09:57	Twilight	38.000	123	1ot Cen	2.7500	10200.	76	3891	No
489	GOM_NL__2PRFIN20021127_231354_000000412011_00330_03891_9551.N1	27-NOV-2002 23:13:54	Dark	40.500	64	Gam Cen	2.2000	10600.	81	3891	No
490	GOM_NL__2PRFIN20021127_231550_000000392011_00330_03891_9552.N1	27-NOV-2002 23:15:50	Dark	39.000	10	Bet Cen	0.61000	28000.	78	3891	No
491	GOM_NL__2PRFIN20021127_231736_000000422011_00331_03892_9517.N1	27-NOV-2002 23:17:36	Dark	42.000	12	Alp1Cru	0.77500	30000.	84	3892	No
492	GOM_NL__2PRFIN20021127_232012_000000392011_00331_03892_9518.N1	27-NOV-2002 23:20:12	Dark	38.500	124	The Car	2.7640	30000.	77	3892	No
493	GOM_NL__2PRFIN20021127_232151_000000392011_00331_03892_9519.N1	27-NOV-2002 23:21:51	Dark	39.000	159	Ups Car	2.9200	7200.0	78	3892	No
494	GOM_NL__2PRFIN20021127_232443_000000492011_00331_03892_9520.N1	27-NOV-2002 23:24:43	Dark	48.500	41	Eps Car	1.8600	4100.0	97	3892	No
495	GOM_NL__2PRFIN20021127_232630_000000532011_00331_03892_9521.N1	27-NOV-2002 23:26:30	Dark	52.500	34	Gam2Vel	1.7930	23000.	105	3892	No
496	GOM_NL__2PRFIN20021127_232807_000000602011_00331_03892_9522.N1	27-NOV-2002 23:28:07	Dark	59.500	70	Zet Pup	2.2460	39000.	119	3892	No
497	GOM_NL__2PRFIN20021127_233008_000000522011_00331_03892_9523.N1	27-NOV-2002 23:30:08	Dark	51.500	2	Alp Car	-0.73600	7000.0	103	3892	No
498	GOM_NL__2PRFIN20021127_233145_000000632011_00331_03892_9524.N1	27-NOV-2002 23:31:45	Dark	62.500	117	Pi Pup	2.7060	3800.0	125	3892	No
499	GOM_NL__2PRFIN20021127_233540_000000722011_00331_03892_9525.N1	27-NOV-2002 23:35:40	Dark	71.500	23	21Eps CMa	1.5020	26000.	143	3892	No
500	GOM_NL__2PRFIN20021127_233754_000000802011_00331_03892_9526.N1	27-NOV-2002 23:37:54	Straylight	79.500	179	24Omi2CMa	3.0320	24000.	159	3892	No
501	GOM_NL__2PRFIN20021127_234204_000000782011_00331_03892_9527.N1	27-NOV-2002 23:42:04	Straylight	77.500	47	2Bet CMa	1.9760	28000.	155	3892	No
502	GOM_NL__2PRFIN20021127_234605_000000702011_00331_03892_9528.N1	27-NOV-2002 23:46:05	Straylight	70.000	56	53Kap Ori	2.0650	30000.	140	3892	No
503	GOM_NL__2PRFIN20021127_234942_000000752011_00331_03892_9529.N1	27-NOV-2002 23:49:42	Twilight	74.500	30	46Eps Ori	1.6940	30000.	149	3892	No
504	GOM_NL__2PRFIN20021127_235233_000000662011_00331_03892_9530.N1	27-NOV-2002 23:52:33	Bright	65.500	27	24Gam Ori	1.6360	26000.	131	3892	No
505	GOM_NL__2PRFIN20021127_235518_000000372011_00331_03892_9531.N1	27-NOV-2002 23:55:18	Bright	36.500	105	6Bet Ari	2.6450	8900.0	73	3892	No
506	GOM_NL__2PRFIN20021127_235830_000000412011_00331_03892_9532.N1	27-NOV-2002 23:58:30	Bright	40.500	150	44Zet Per	2.8900	28000.	81	3892	No

### 3. Quality information per product


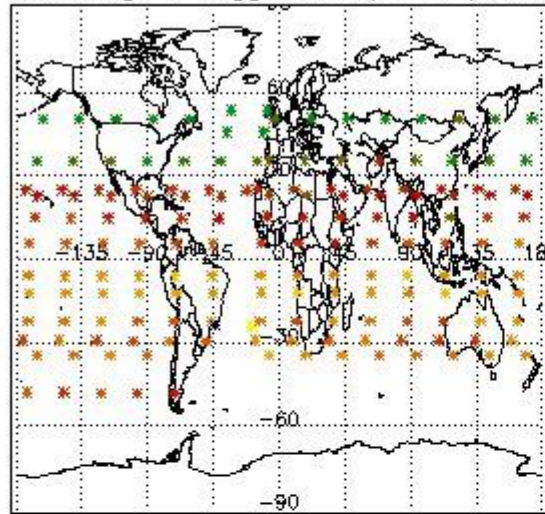
In this section it is plotted some information contained in the Quality Summary data set of the level 2 products. Only products in dark limb conditions and without errors (error flag in the MPH set to "0") are used.

3.1 Plot quality information per product (time dependant)

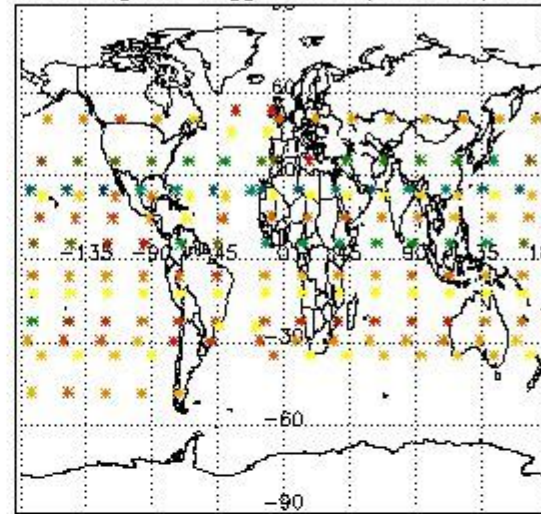


3.2 Plot quality information per product (world map)


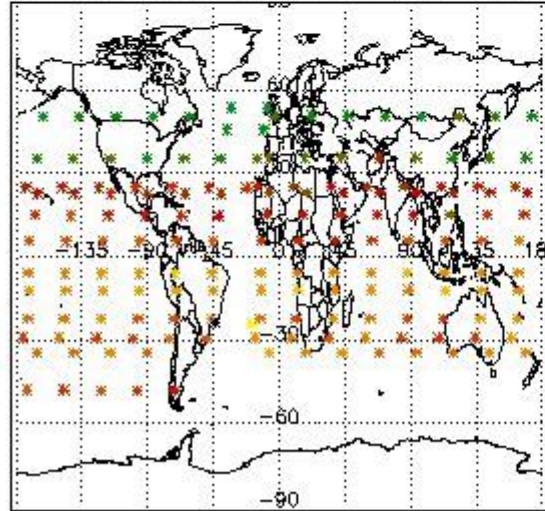
Percentage of flagged data per O3 profile



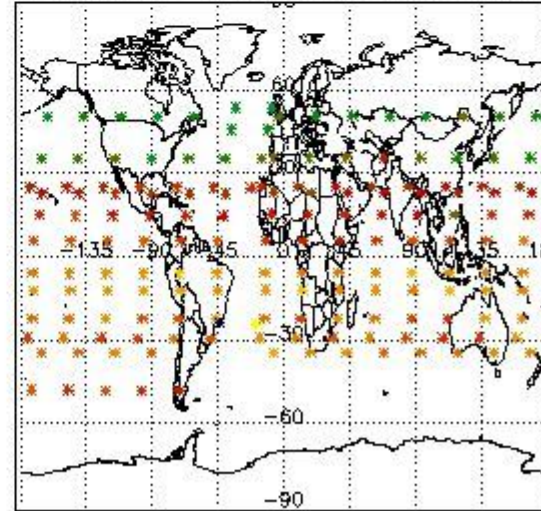
Percentage of flagged data per H2O profile



Percentage of flagged data per NO2 profile



Percentage of flagged data per NO3 profile



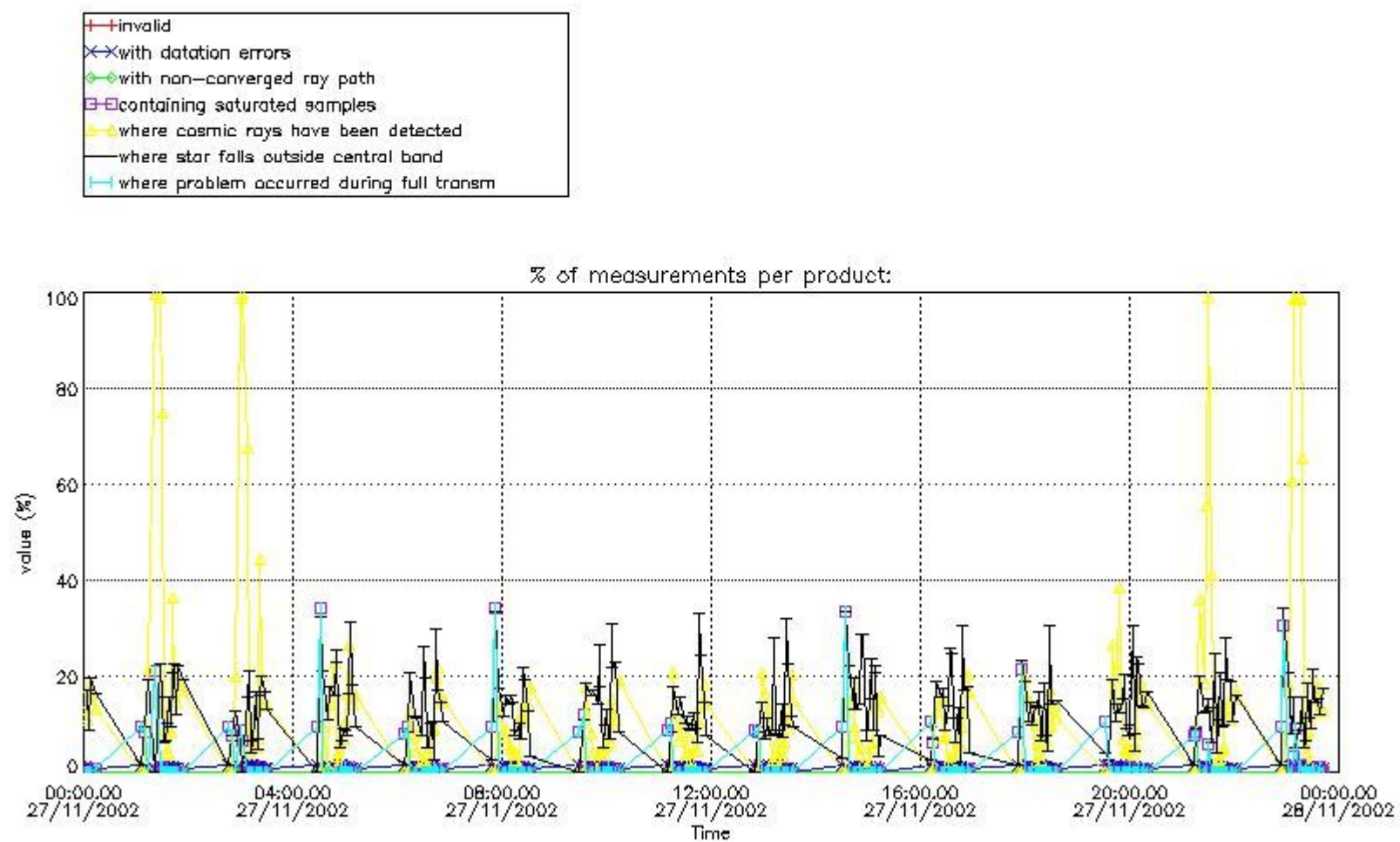
#### 4. Level 1 quality information per product

In this section it is plotted some information contained in the Quality Summary data set of the level 2 products that comes from the level 1b processing. Products without errors (error flag in the MPH set to "0") are used.

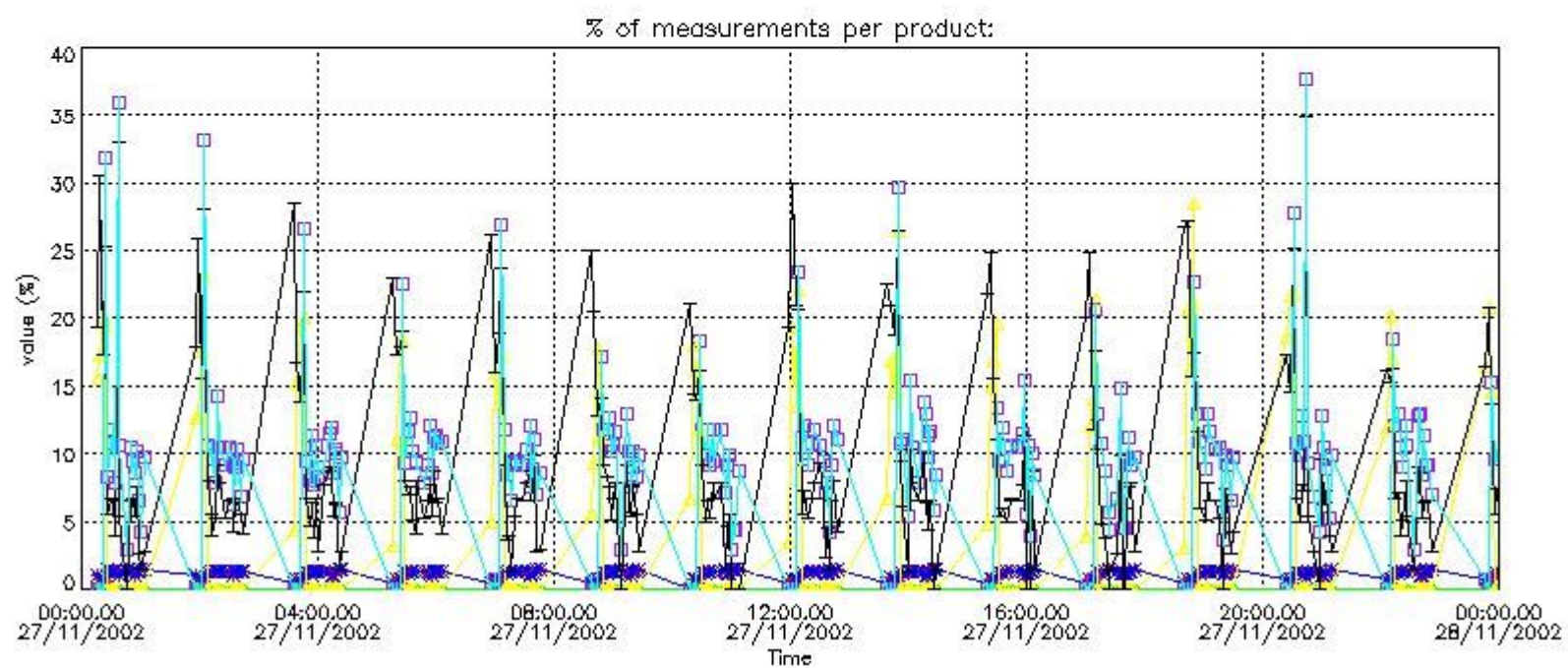
##### 4.1 Plot quality information per product (time dependant) coming from level 1b processing

###### 4.1.1 Plot level 1 quality information per product (time dependant): ENVISAT ASCENDING passes





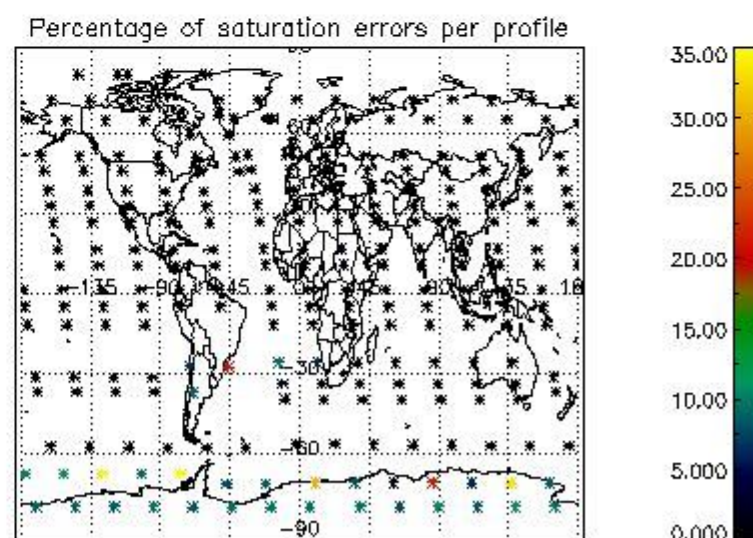
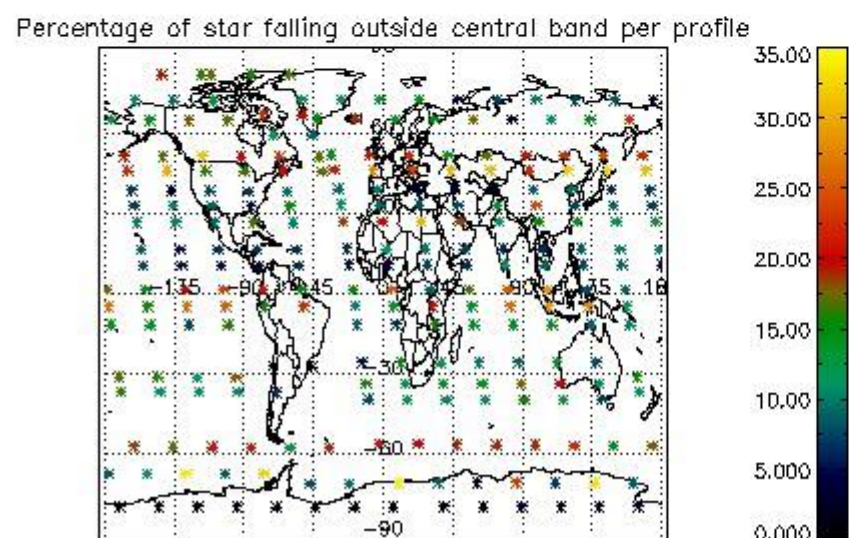
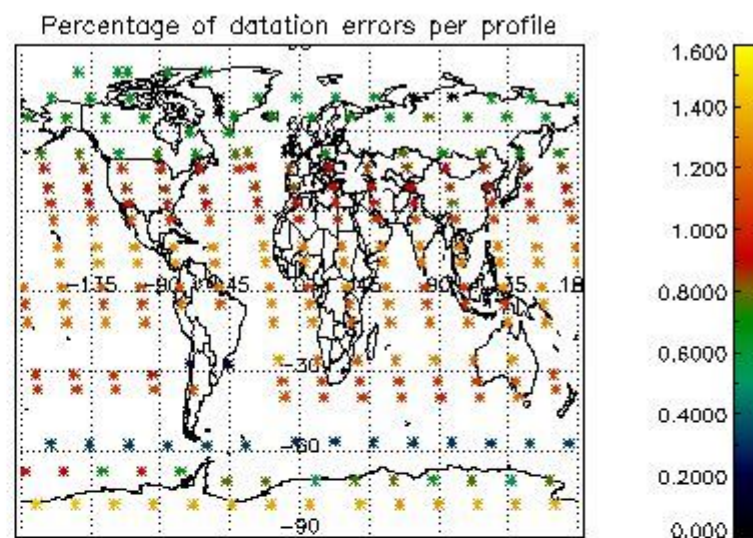
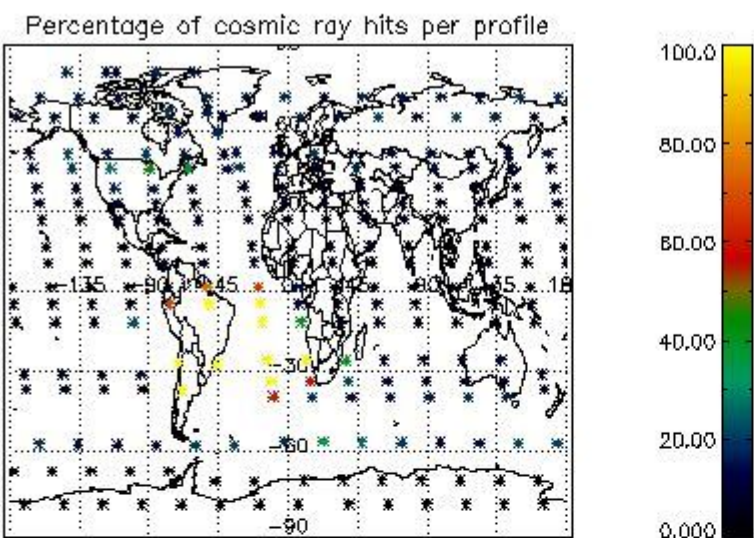
4.1.2 Plot level 1 quality information per product (time dependant): ENVISAT DESCENDING passes



#### 4.2 Plot quality information per product coming from level 1b processing (world map)

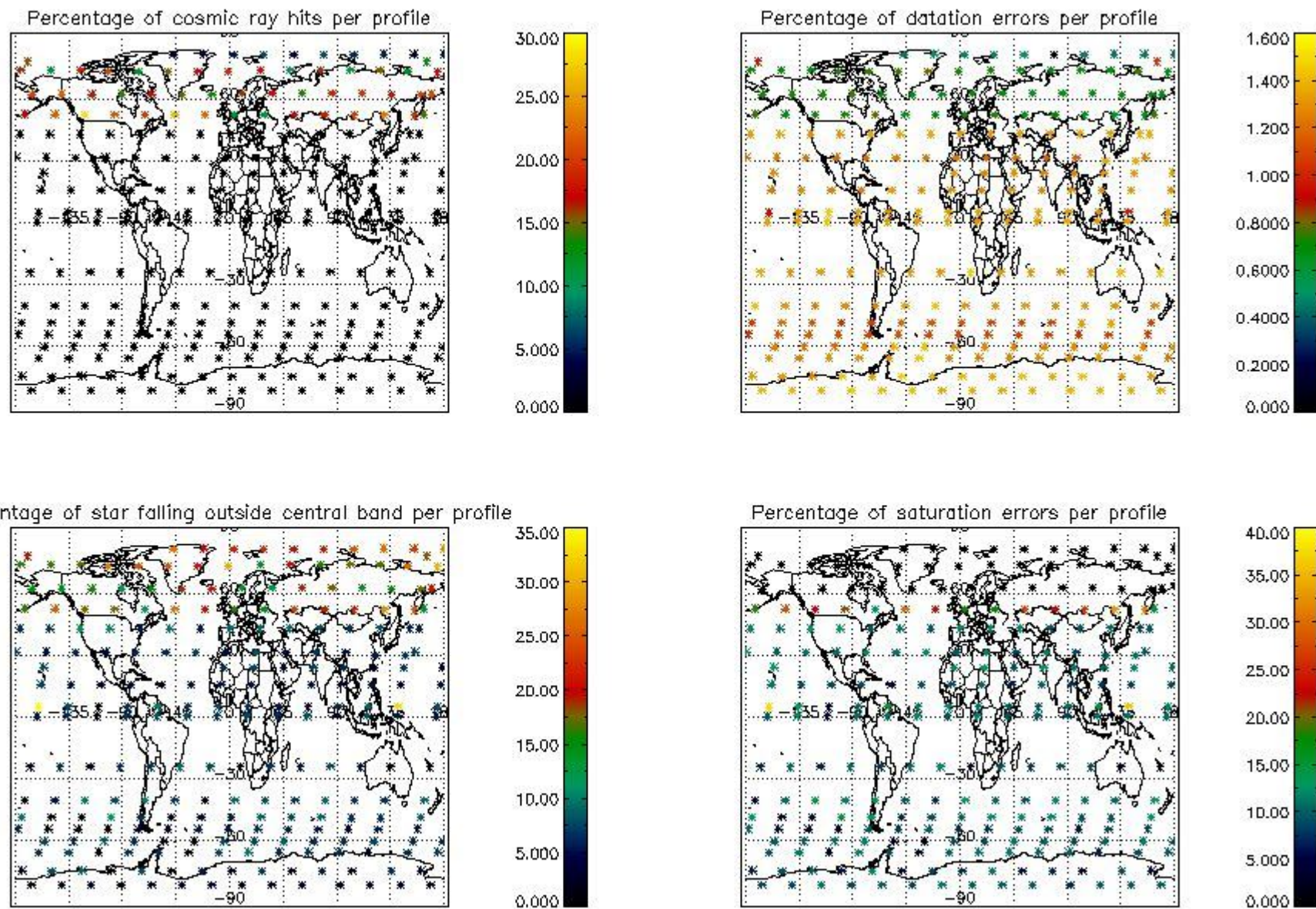
##### 4.2.1 Plot level 1 quality information per product (world map): ENVISAT ASCENDING passes





4.2.2 Plot level 1 quality information per product (world map): ENVISAT DESCENDING passes





## 5. Trace gas profiles

### 5.1 Ozone statistics based on quality of products

The final quality of the products can be "measured" using the STD (Standard Deviation) attached to every point profile. This information is written to the parameter GOM\_NL\_\_2P/NL\_LOCAL\_SPECIES\_DENSITY/o3\_std of the level 2 products. The table below shows the statistics for given STD ranges.

The statistics are given with respect to the overall valid production:

- Products without fatal errors: GOM\_NL\_\_2P/MPH/PRODUCT\_ERR=0
- Valid point profile: GOM\_NL\_\_2P/NL\_LOCAL\_SPECIES\_DENSITY/pcd(0)=0

The 'Criteria' is applied to valid points of dark limb products:

- Products in dark limb illumination condition: GOM\_NL\_\_2P/NL\_SUMMARY\_QUALITY/obs\_ill\_cond=0
- Products without fatal errors: GOM\_NL\_\_2P/MPH/PRODUCT\_ERR=0
- Valid point profile: GOM\_NL\_\_2P/NL\_LOCAL\_SPECIES\_DENSITY/pcd(0)=0

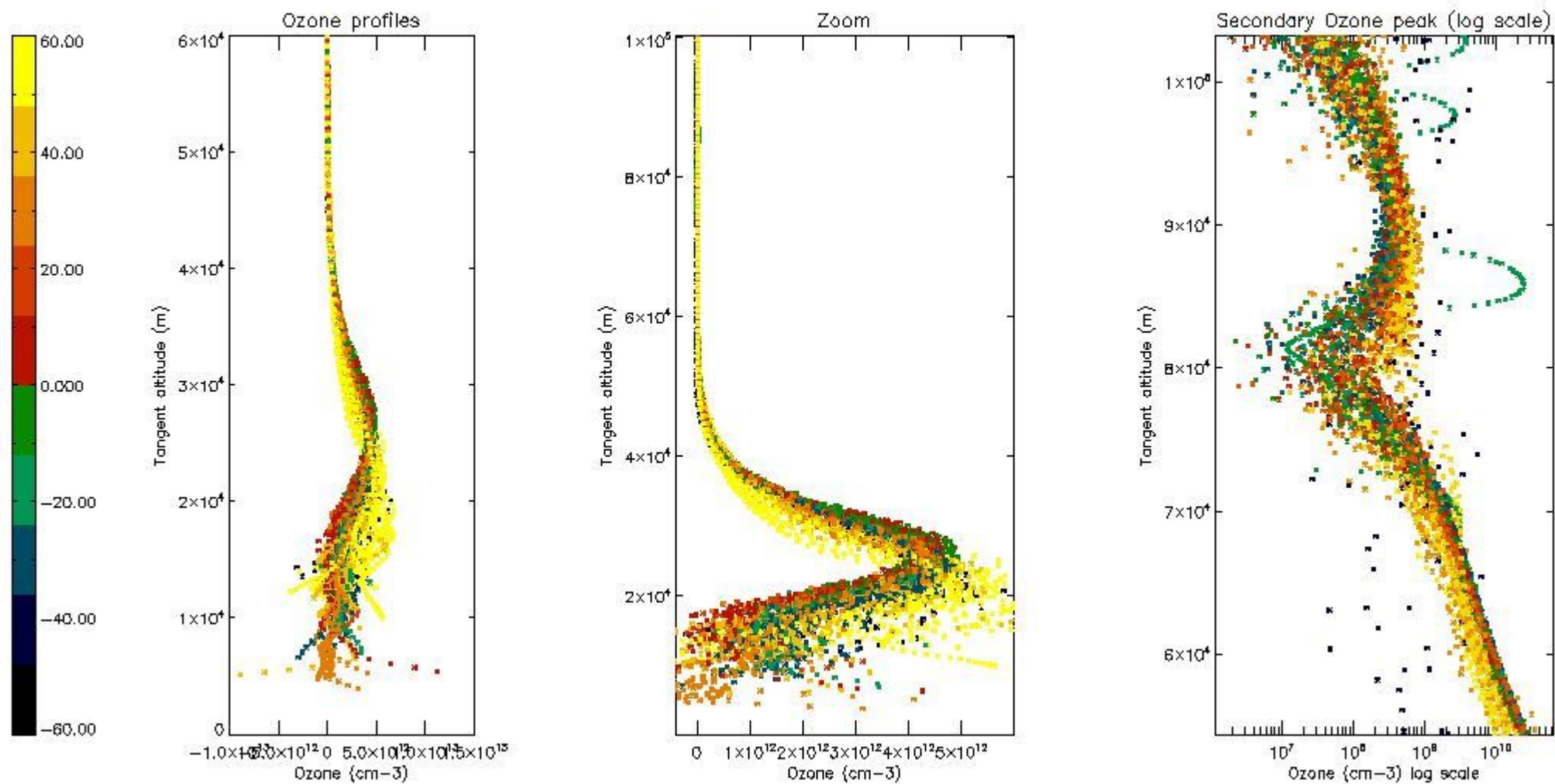
So, the table below shows the percentage of dark limb and valid observations for each criteria with respect to the overall valid daily observations.

Criteria	% of total production
All STD	33
STD < 20	21

STD < 10	18
STD < 5	14

5.2 Plot ozone profiles for all STD (dark without errors)

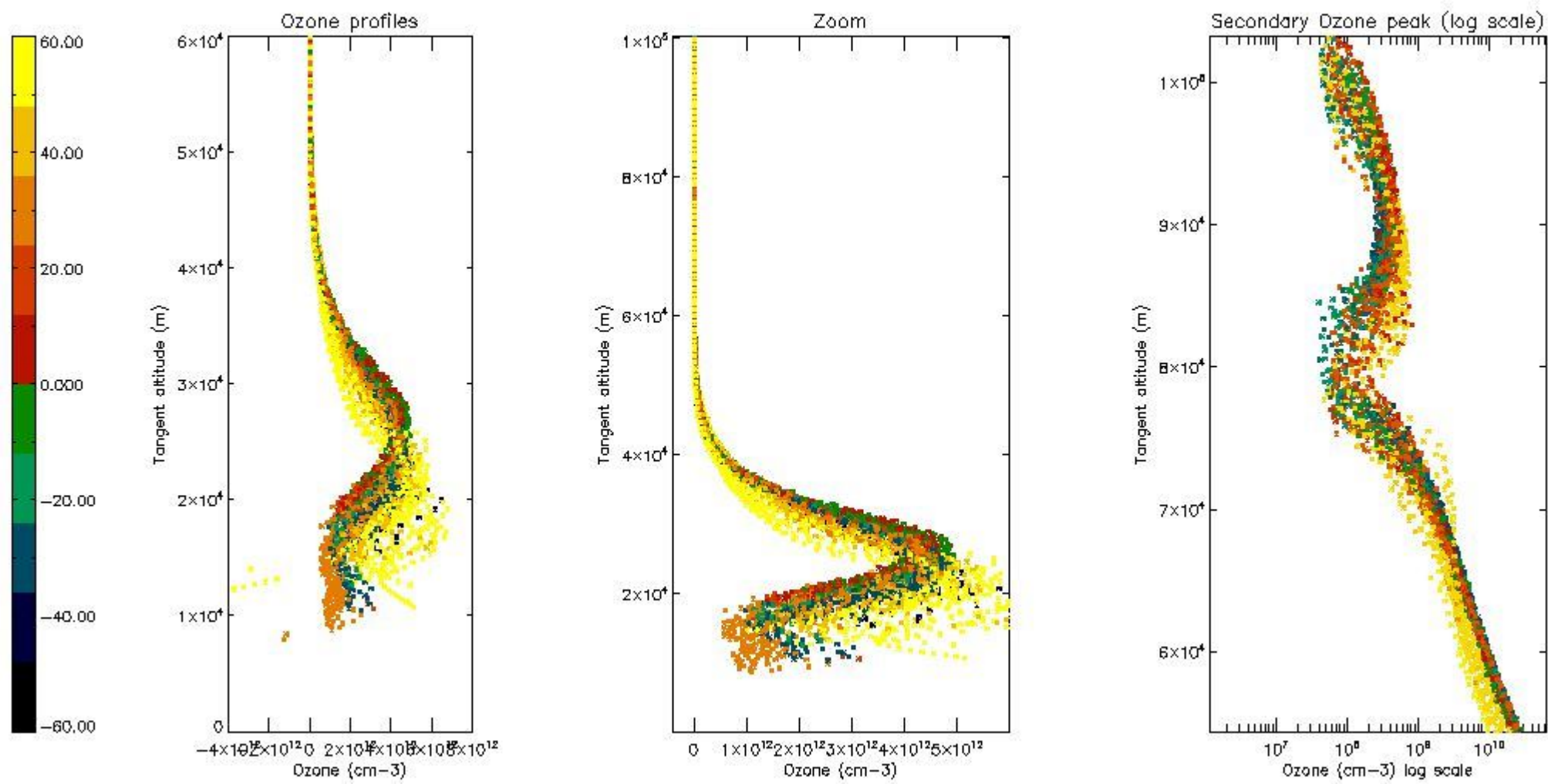
The colorbar represents the latitude.



5.3 Plot ozone profiles where STD < 20% (dark without errors)

The colorbar represents the latitude.

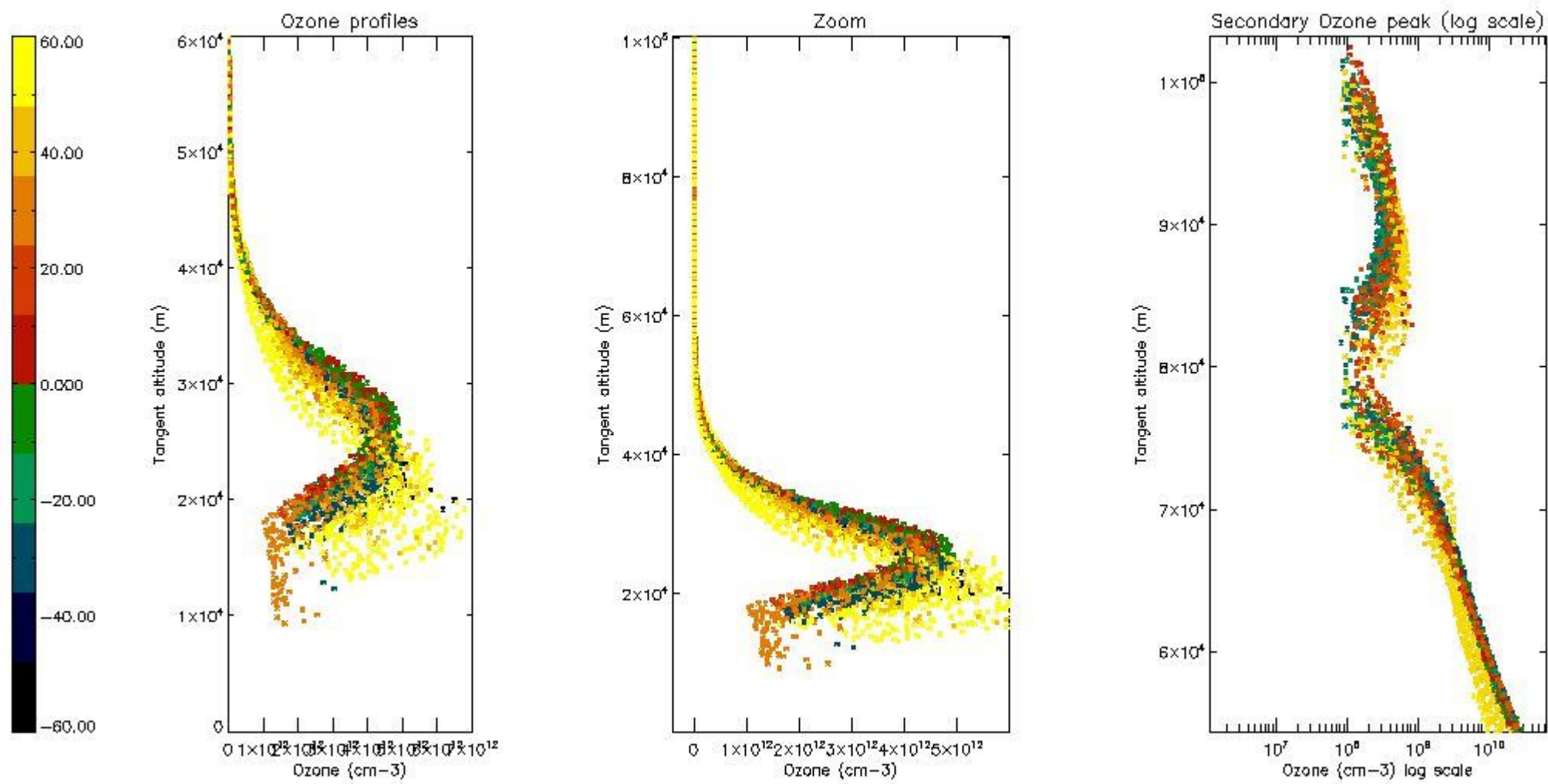




*5.4 Plot ozone profiles where STD < 10% (dark without errors)*

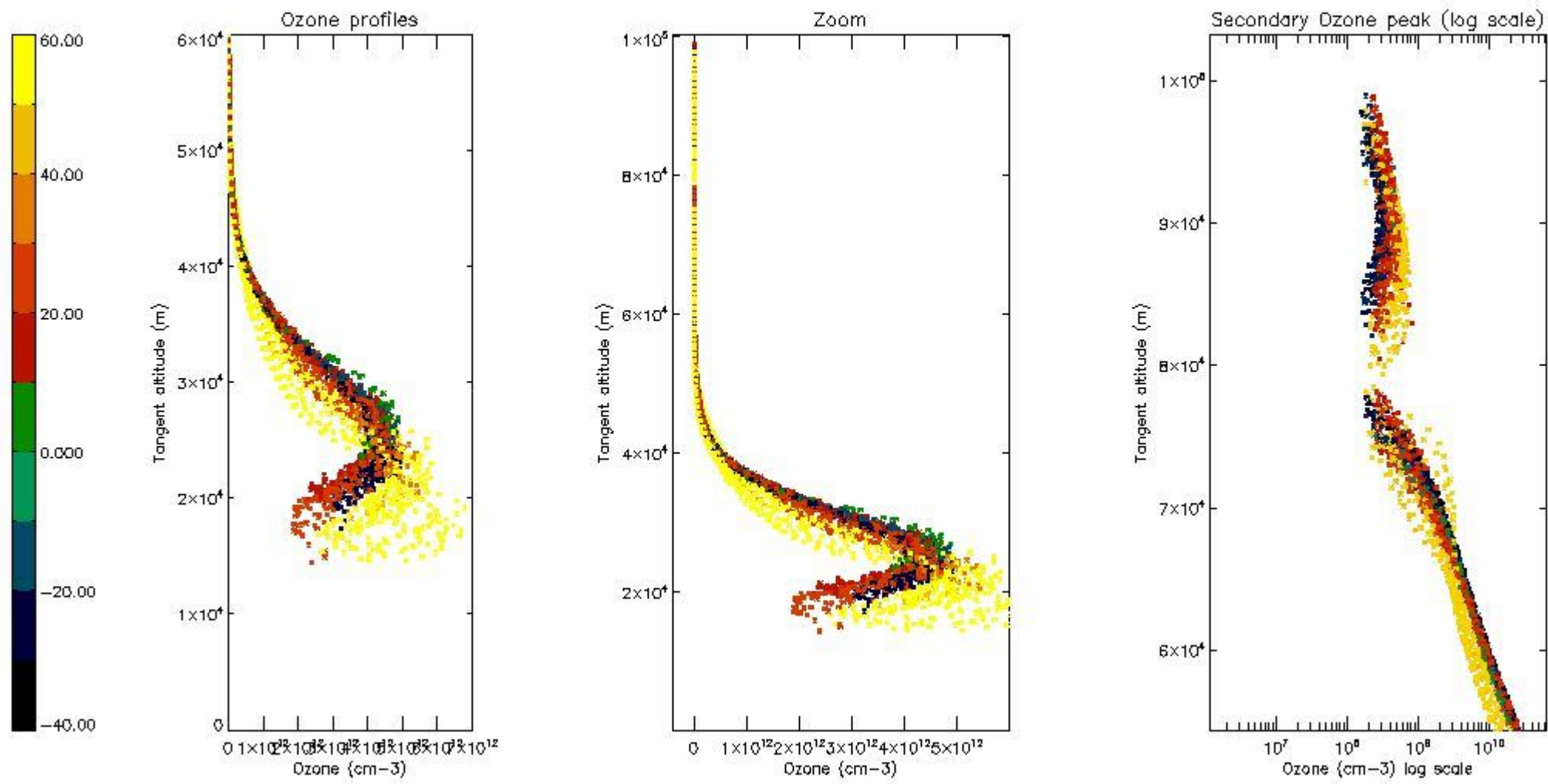
The colorbar represents the latitude.





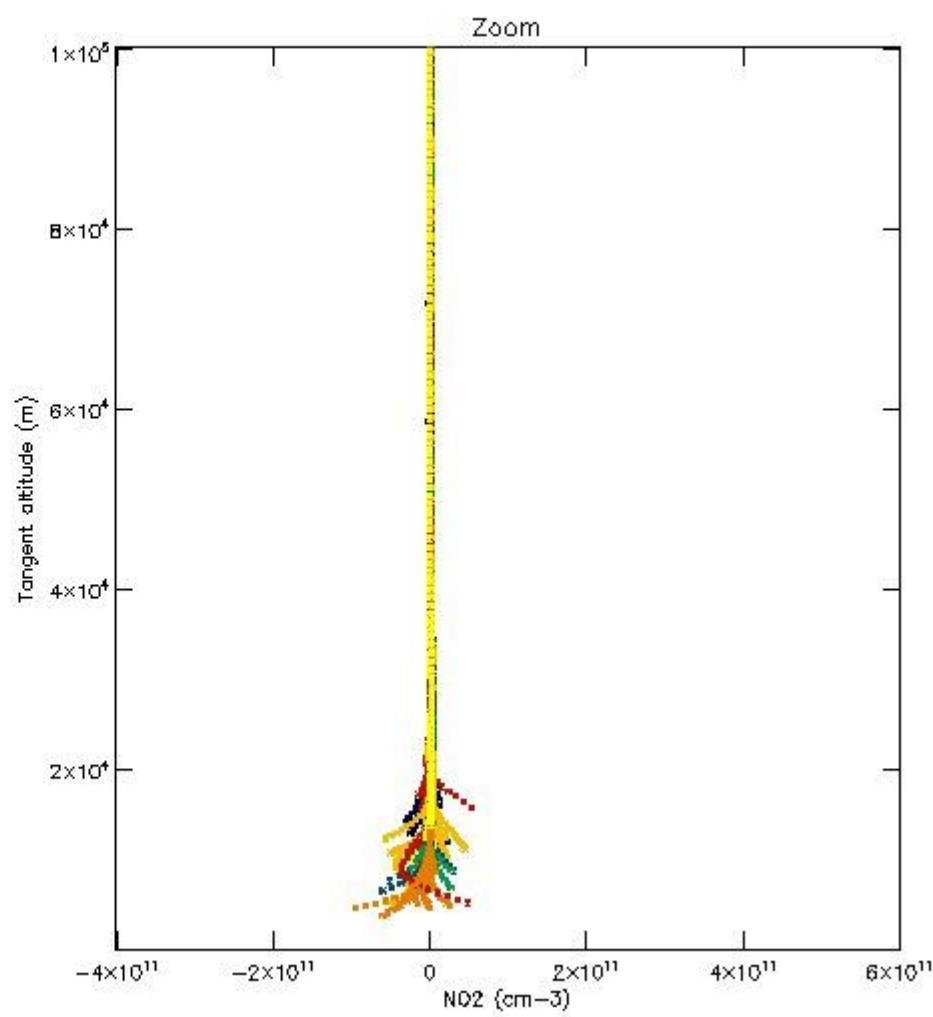
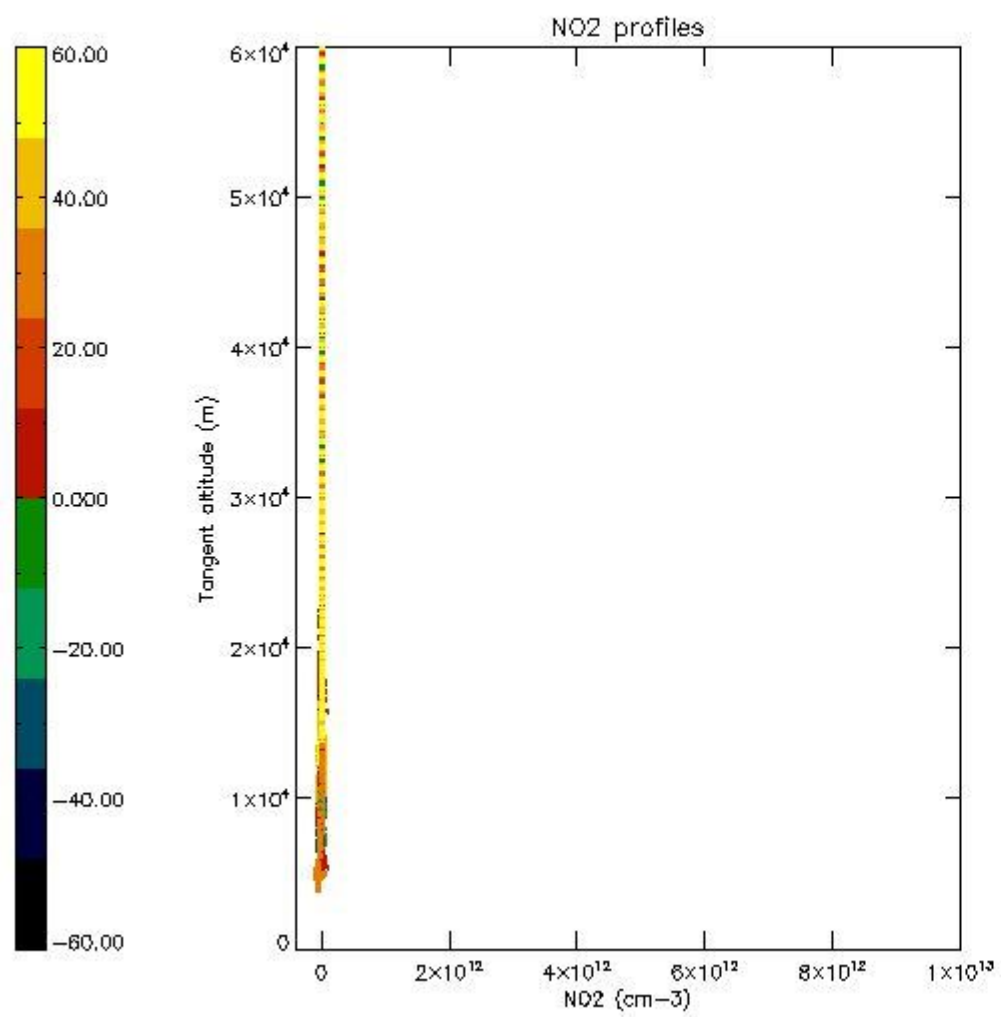
*5.5 Plot ozone profiles where STD < 5% (dark without errors)*

The colorbar represents the latitude.



*5.6 Plot NO<sub>2</sub> profiles for all STD (dark without errors)*

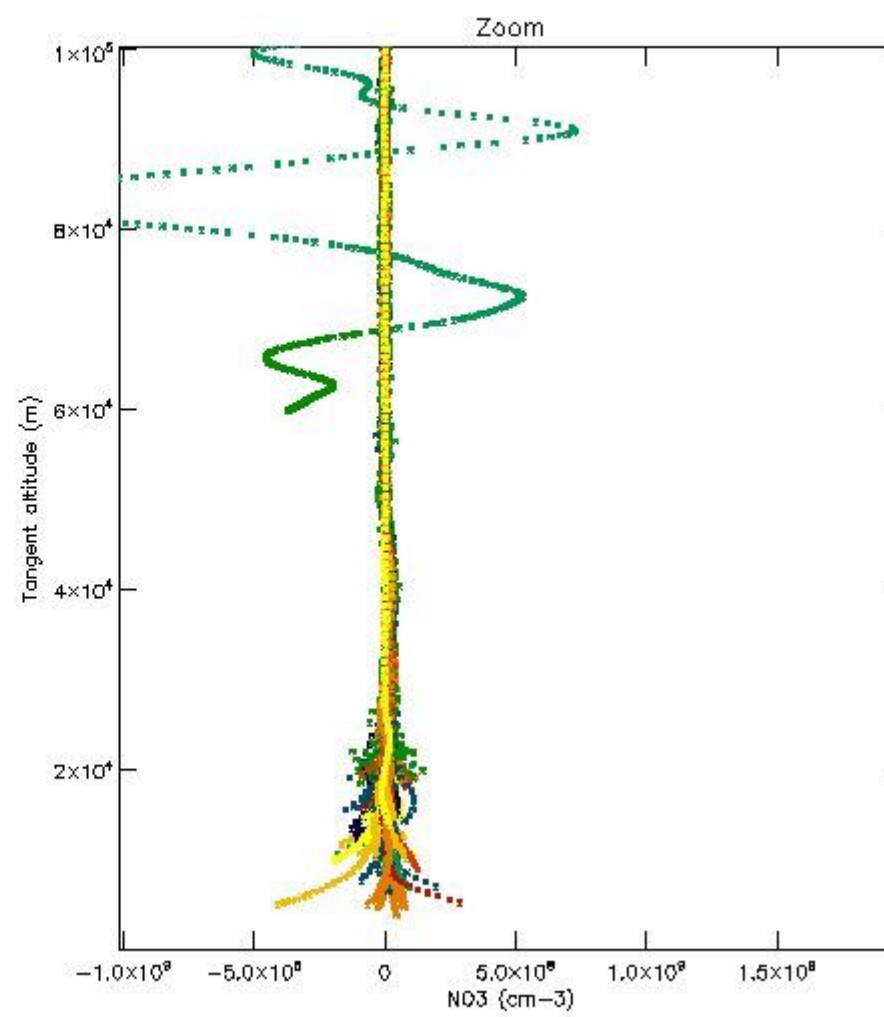
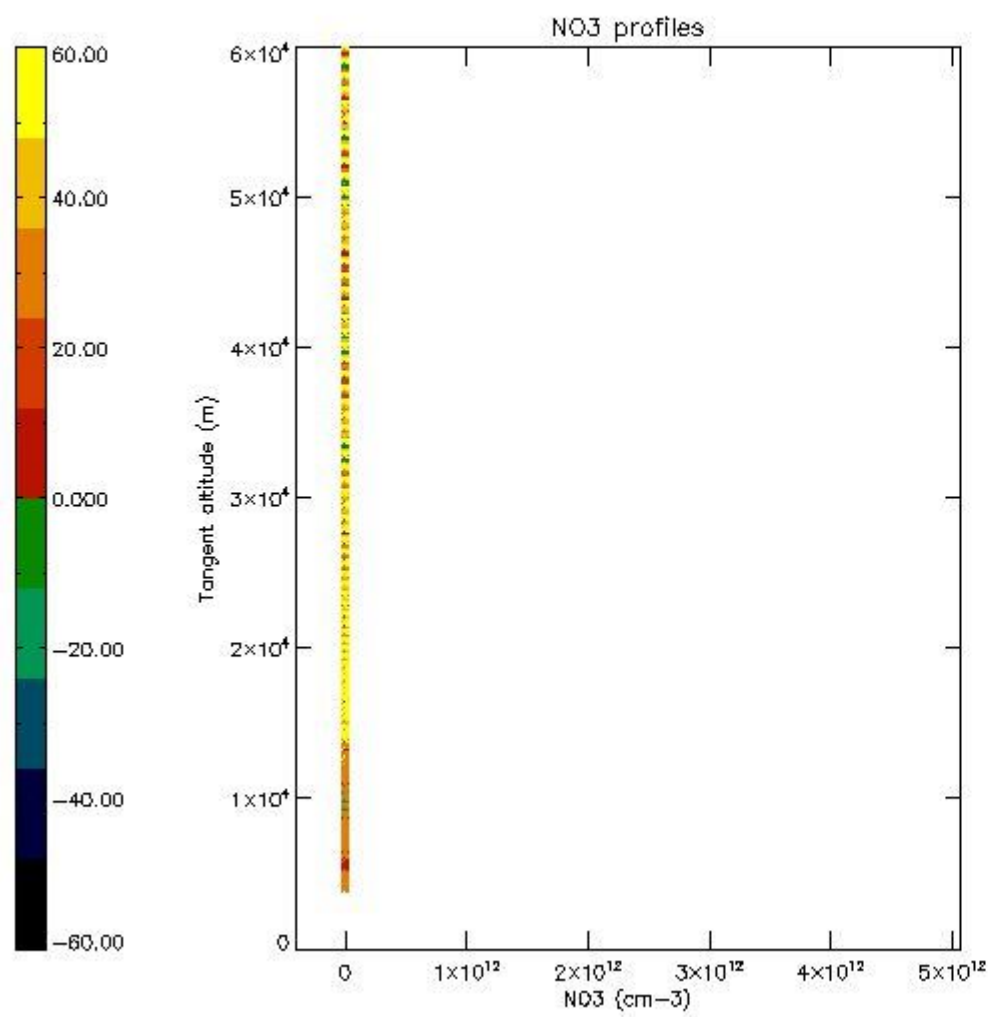
The colorbar represents the latitude.



*5.7 Plot NO3 profiles for all STD (dark without errors)*

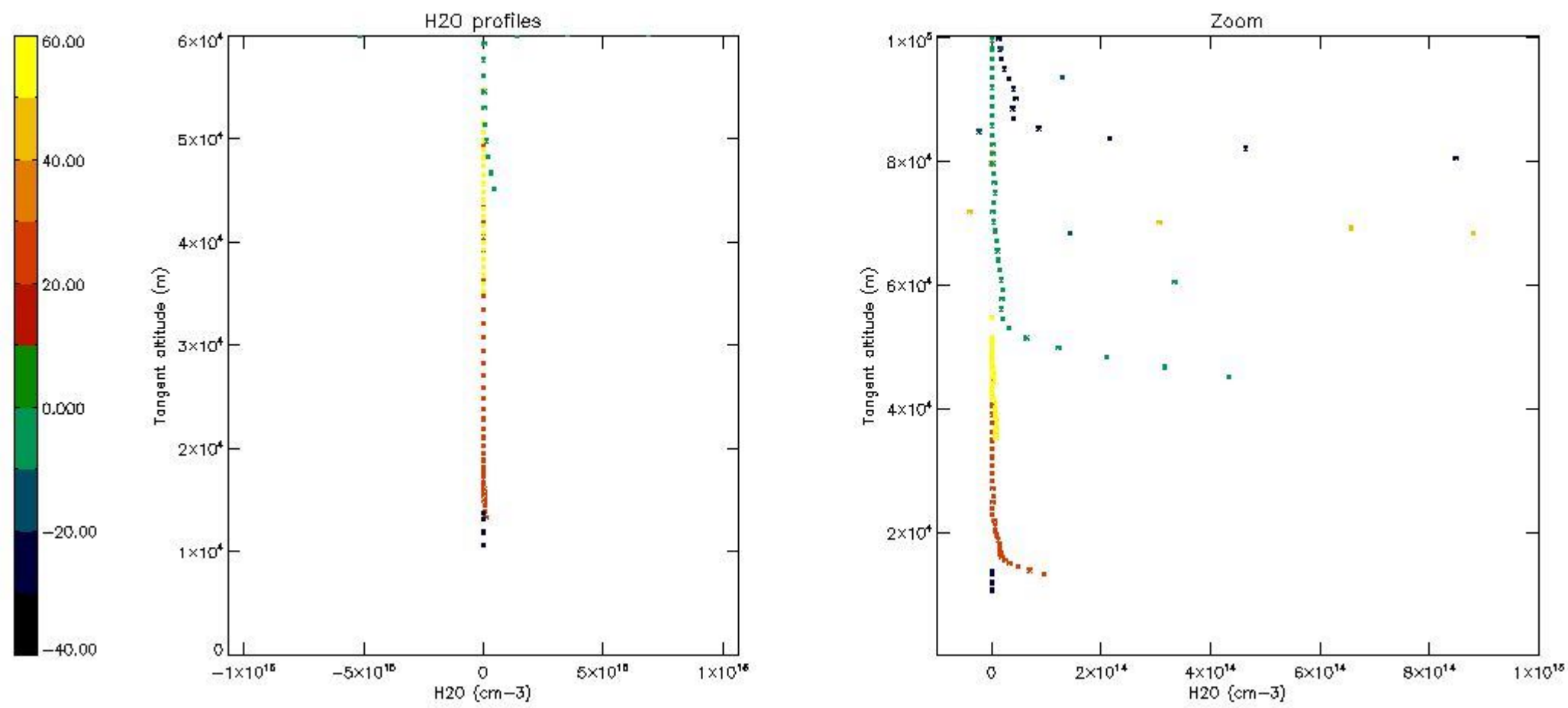
The colorbar represents the latitude.





5.8 Plot H<sub>2</sub>O profiles for all STD (only for occultations of stars 1,2,3,4,13,14,16,26,63 dark without errors)

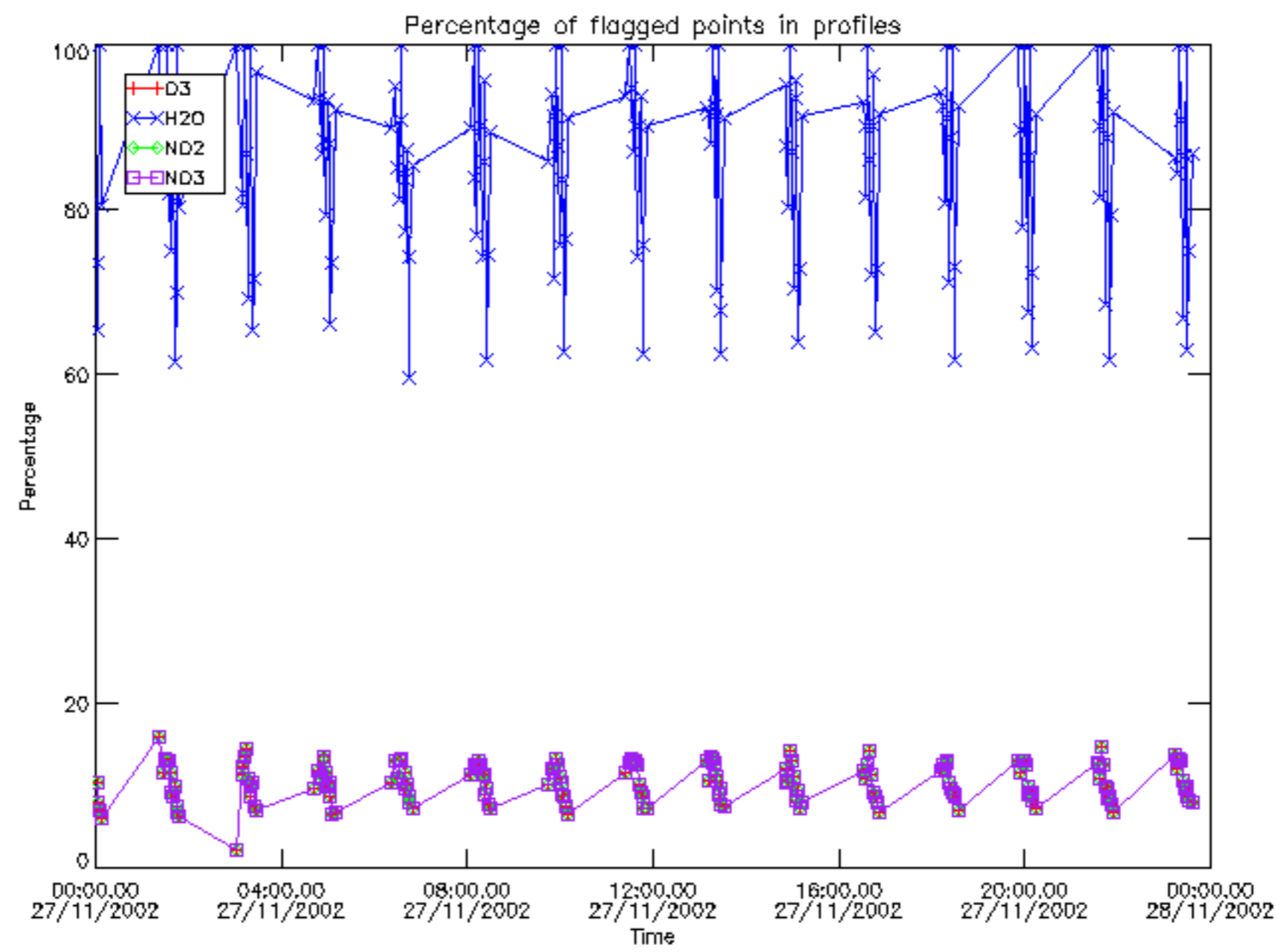
The colorbar represents the latitude.



## 6. Auxiliary Data Files used for the production reported in section 2

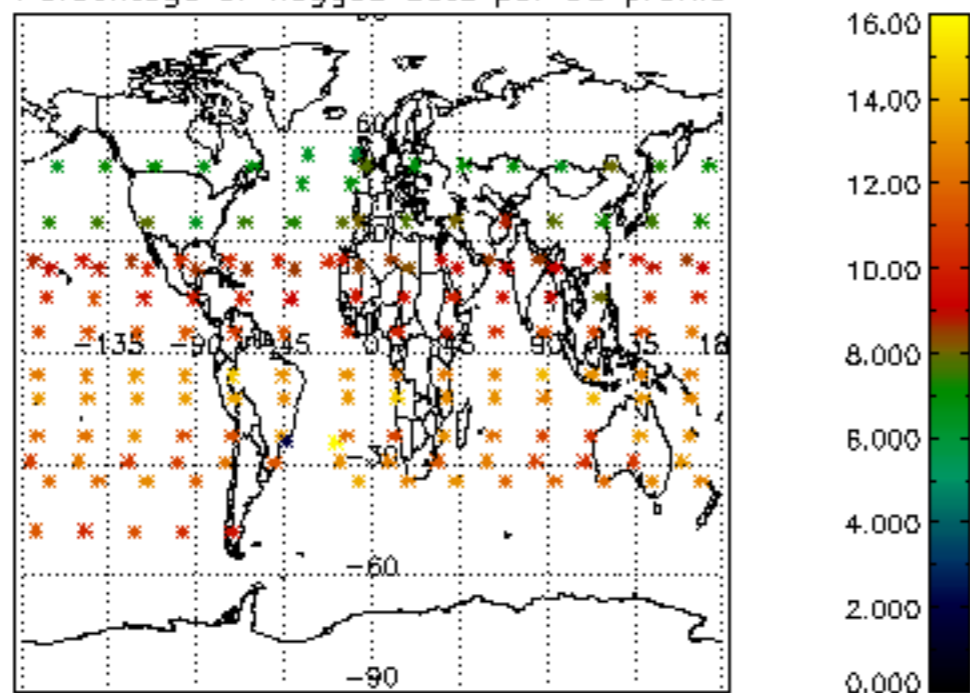
The number reported in the third column indicates since which file (see list in section 2) the corresponding auxiliary file has been used. The fourth column is the date of those product files.

Type	Auxiliary Filename	Used since product	Used since product date
INST_PHYS_CHARACTERISTICS	GOM_INS_AXNIEC20050627_150440_20020301_000000_20100101_000000	1	27-NOV-2002 00:01:38
LEVEL-2_PROC_CONFIG	GOM_PR2_AXVIEC20091111_152718_20020301_000000_20500101_000000	1	27-NOV-2002 00:01:38
CROSS_SECTIONS_FILE	GOM_CRS_AXVIEC20091111_154832_20020301_000000_20500101_000000	1	27-NOV-2002 00:01:38

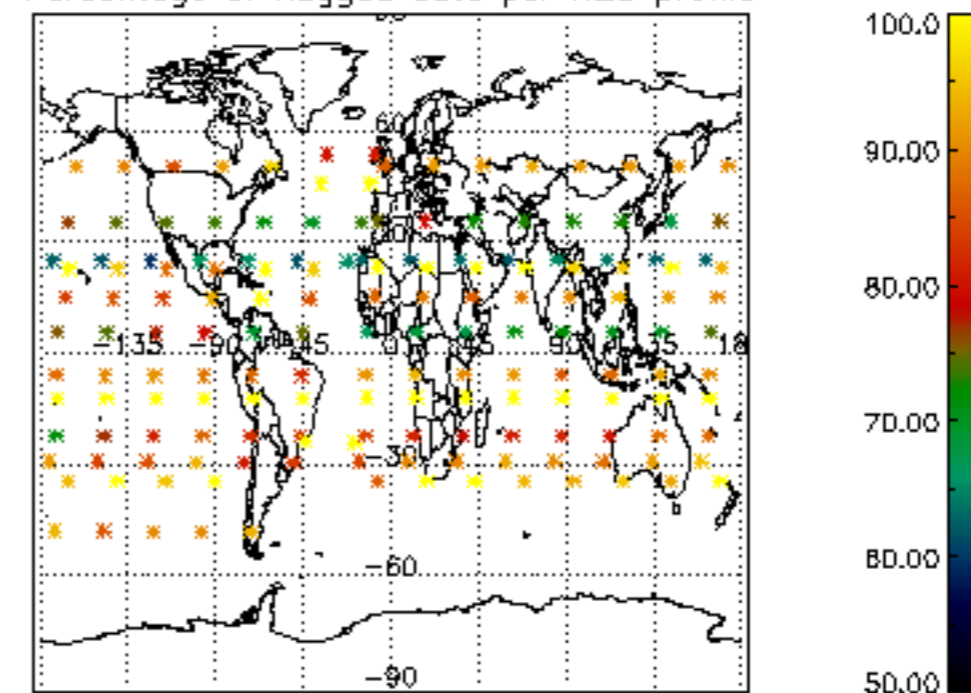




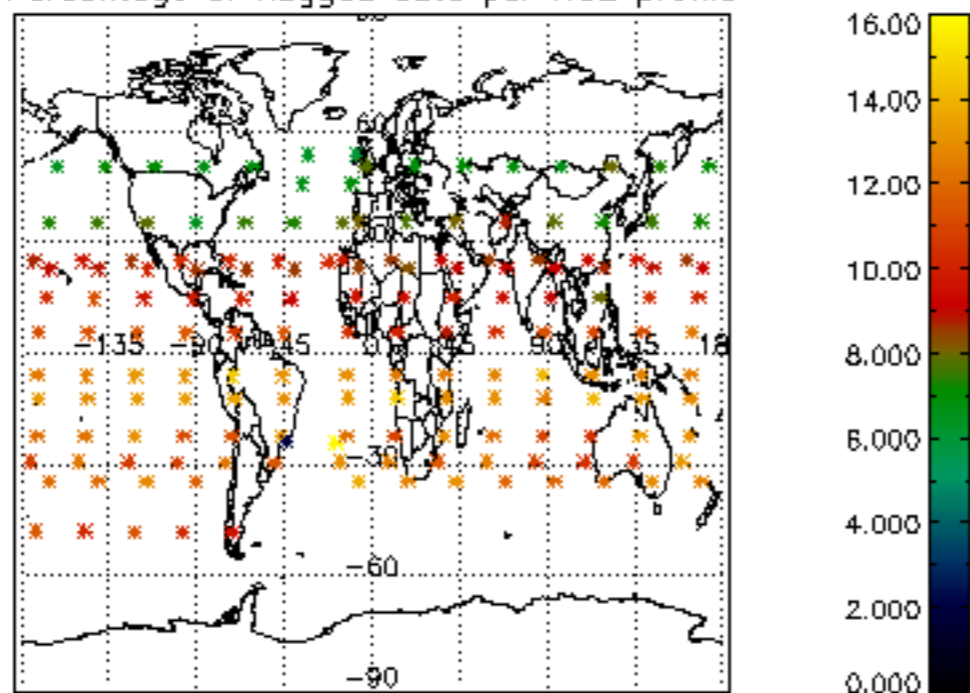
Percentage of flagged data per D3 profile



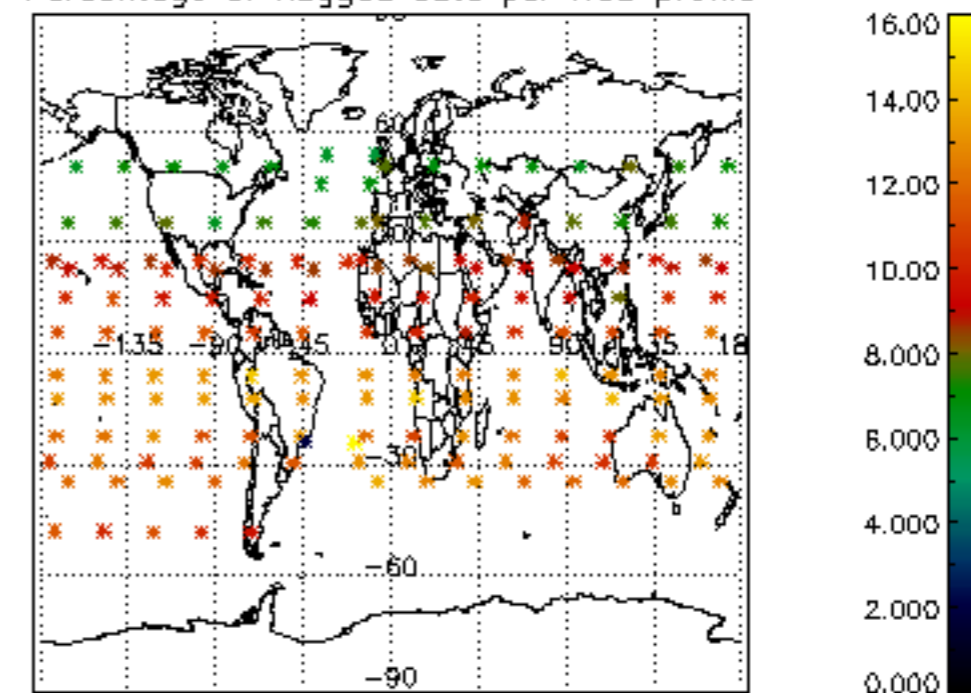
Percentage of flagged data per H2O profile

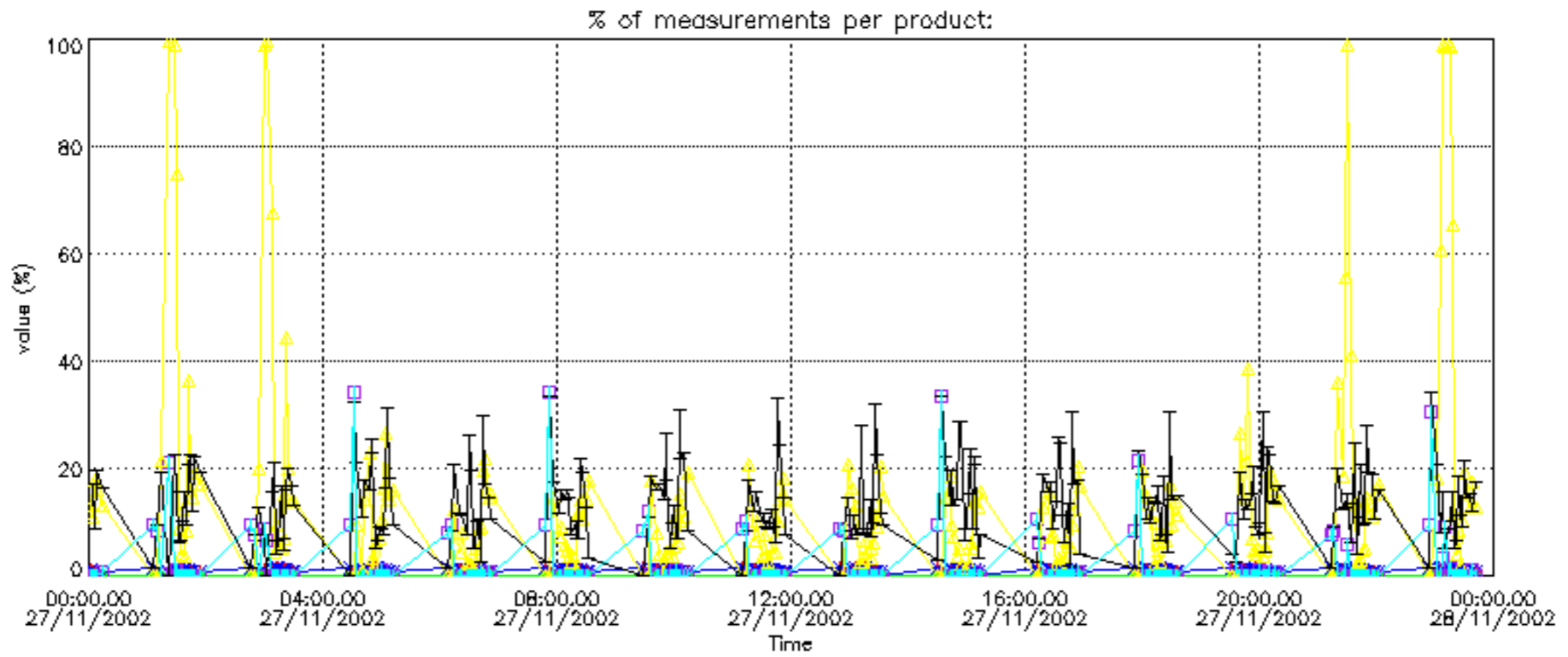


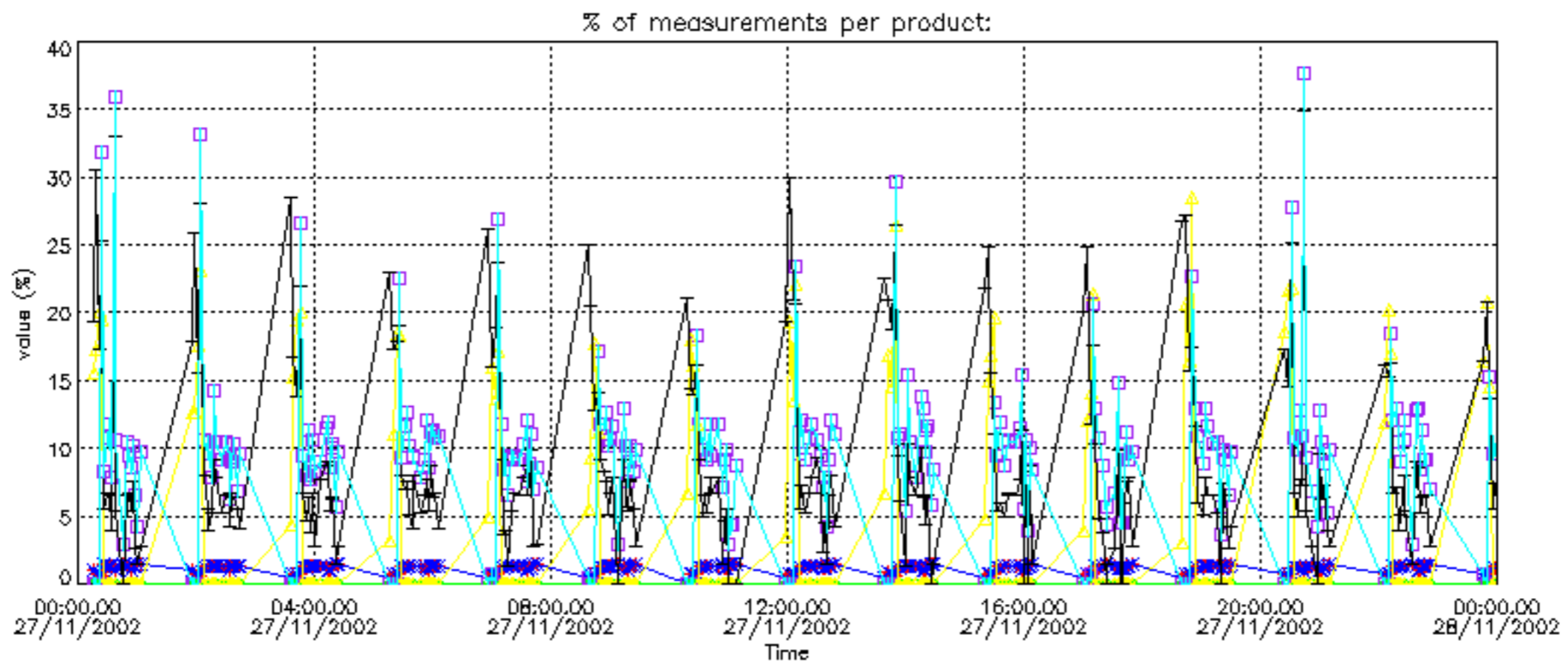
Percentage of flagged data per NO2 profile



Percentage of flagged data per NO3 profile

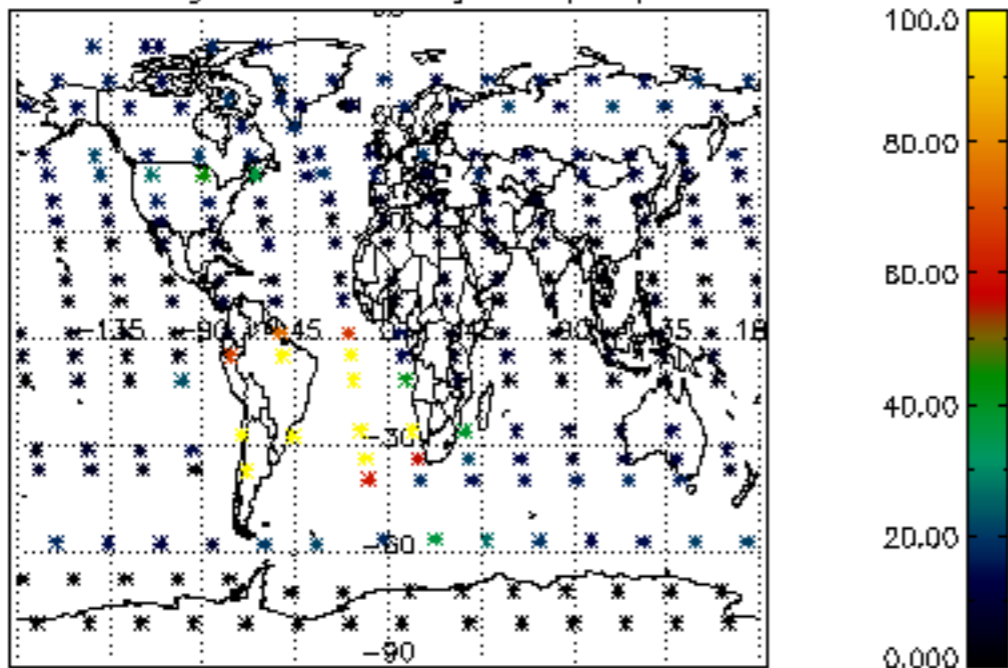




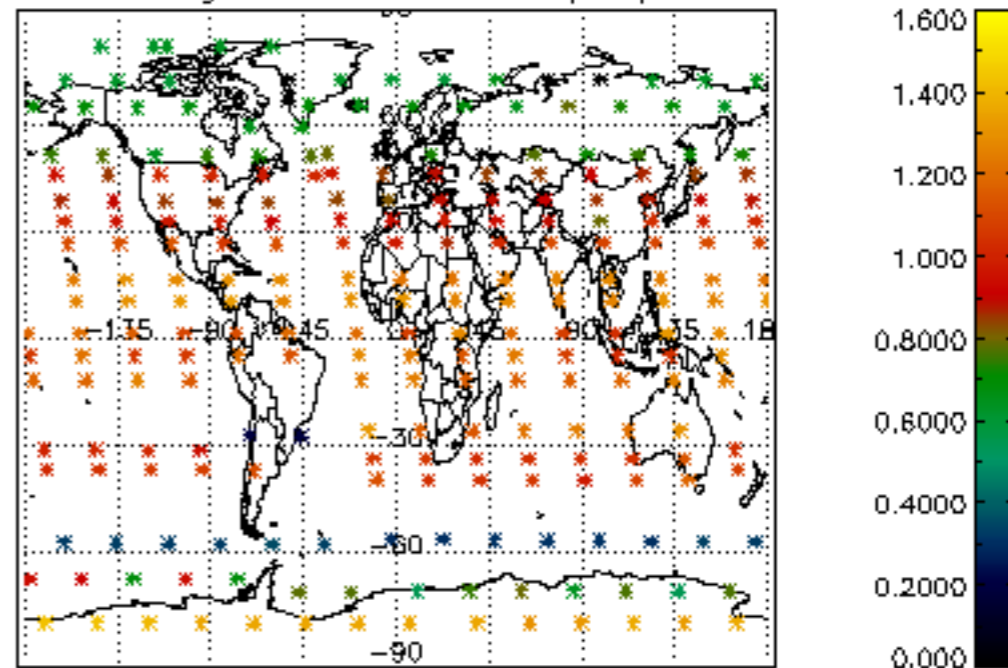




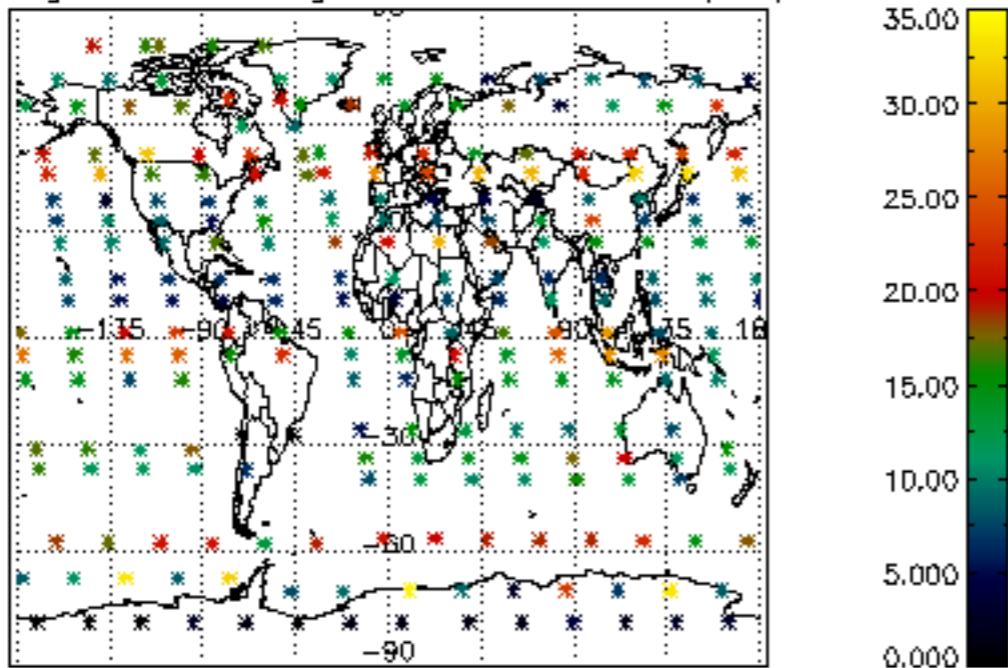
Percentage of cosmic ray hits per profile



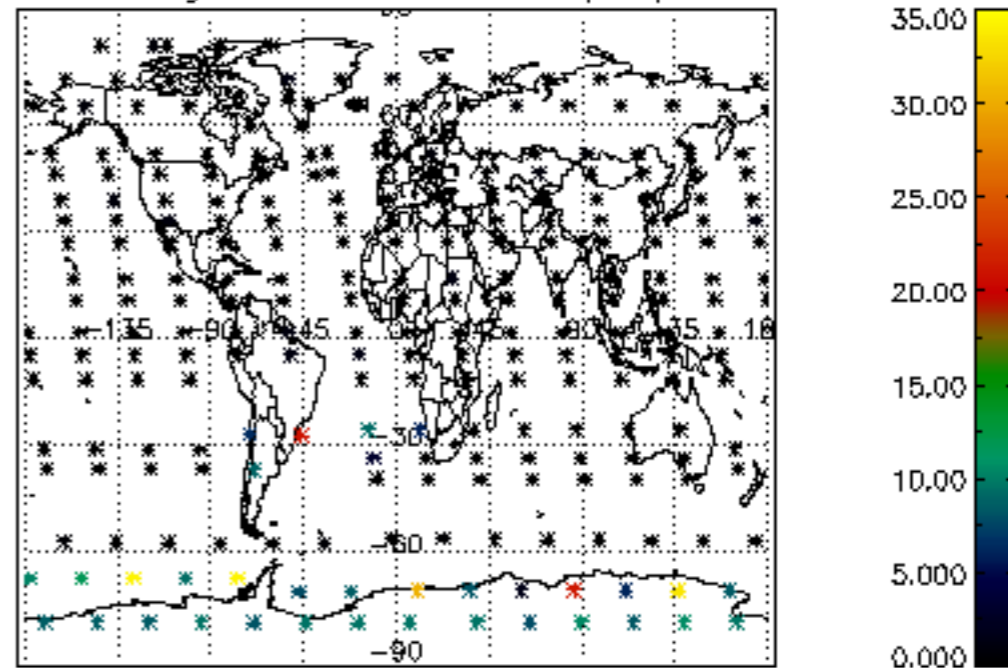
Percentage of datation errors per profile



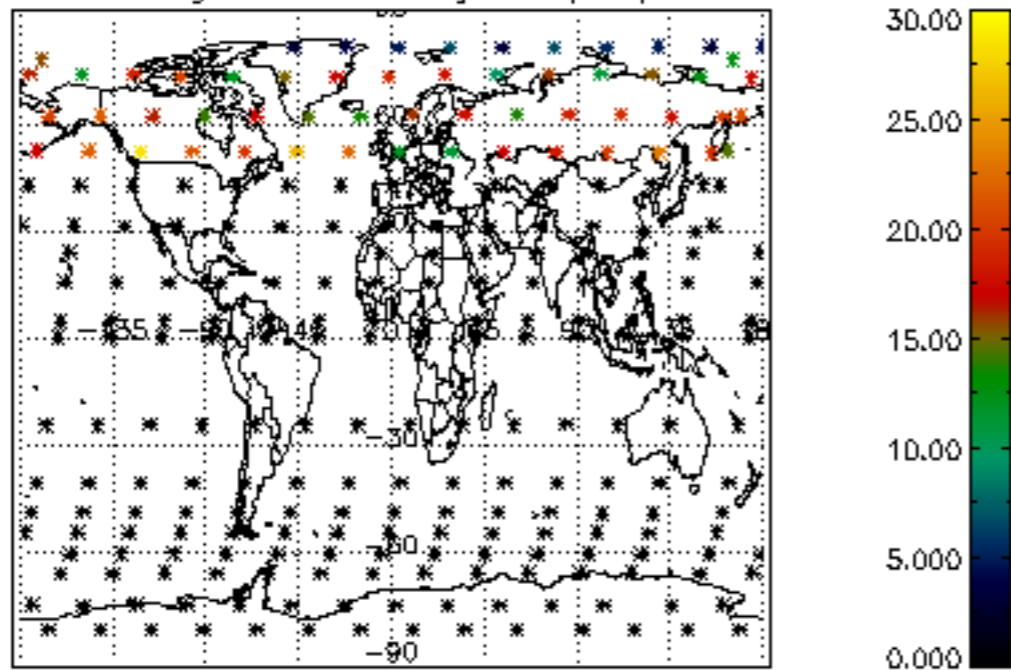
Percentage of star falling outside central band per profile



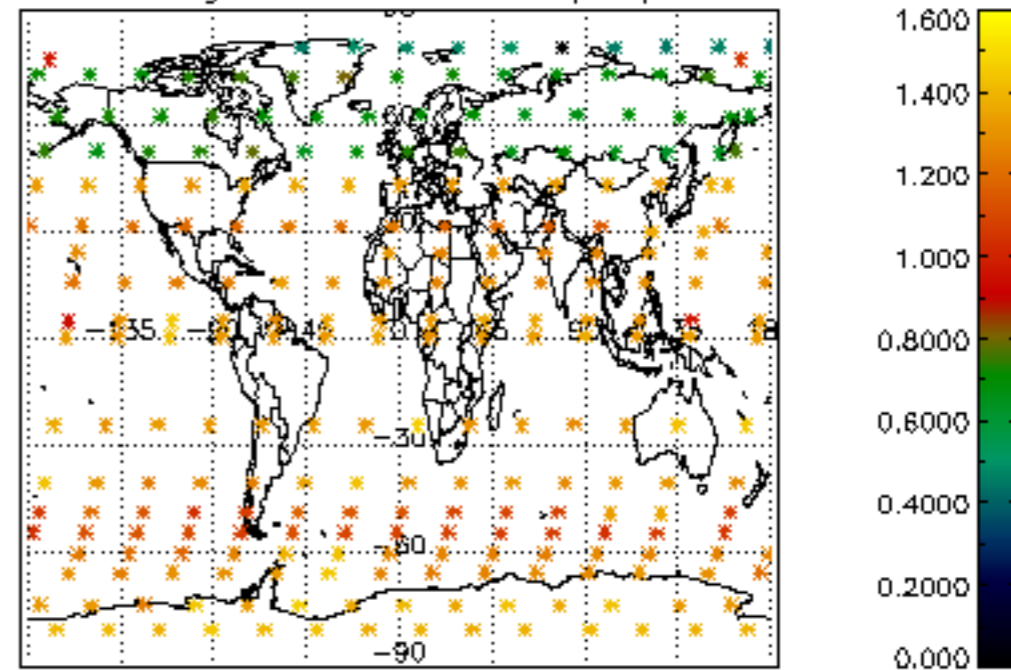
Percentage of saturation errors per profile



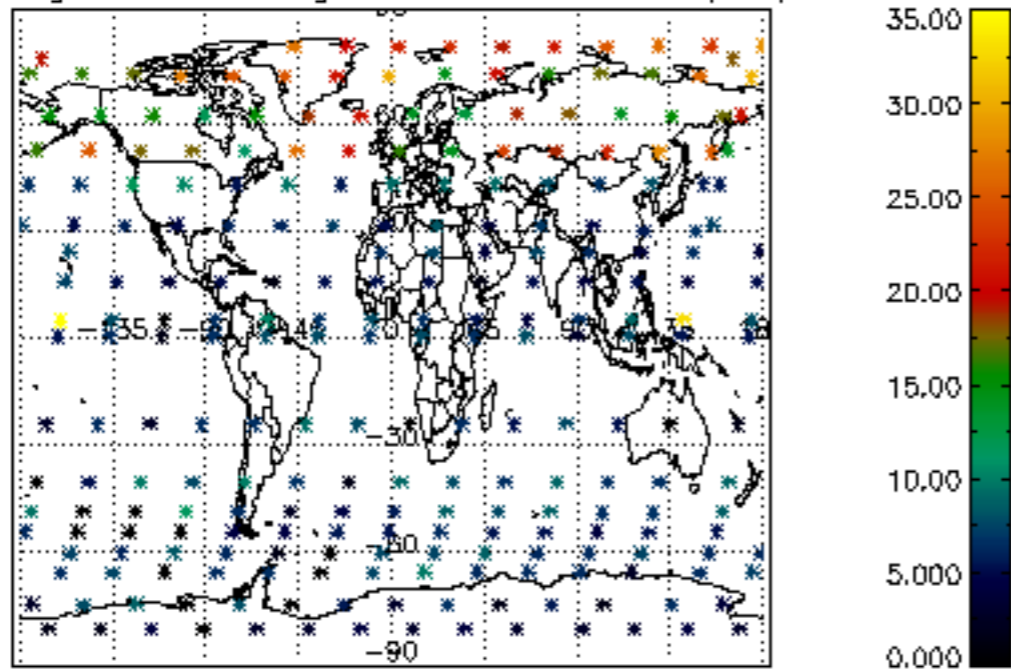
Percentage of cosmic ray hits per profile



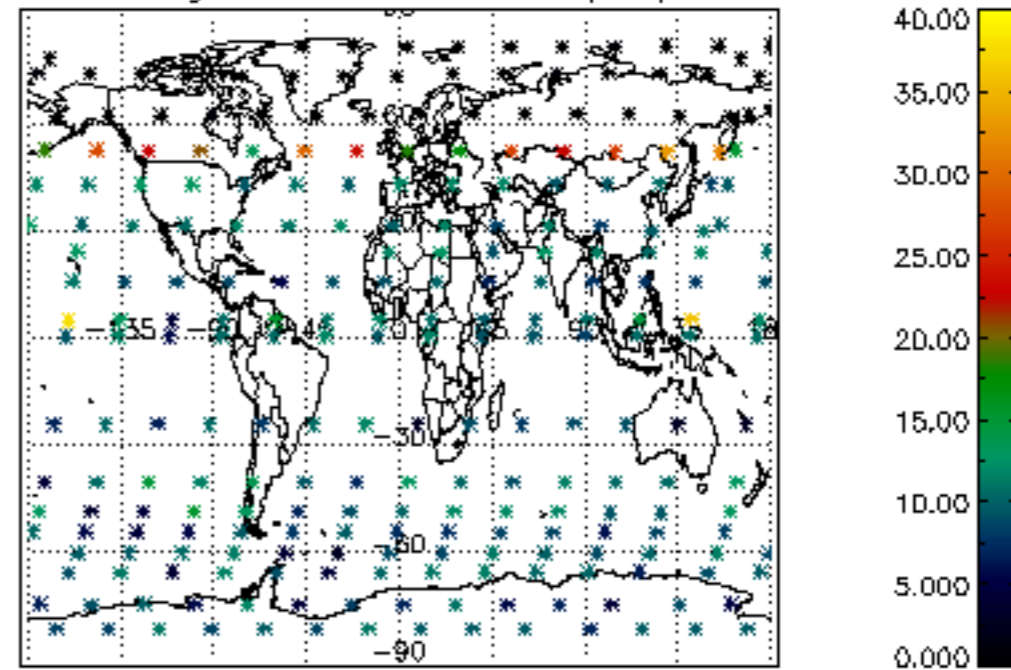
Percentage of datation errors per profile

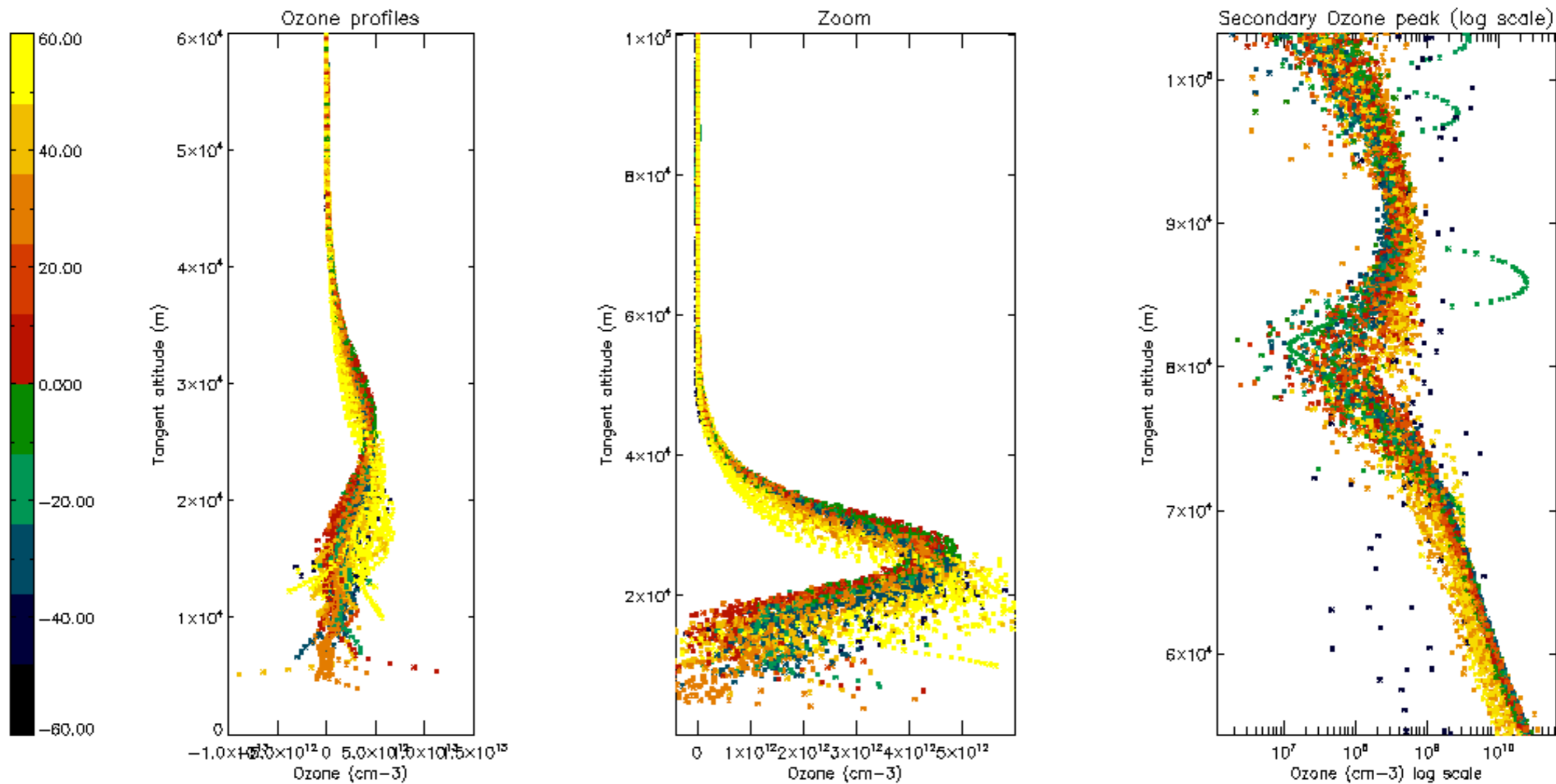


Percentage of star falling outside central band per profile

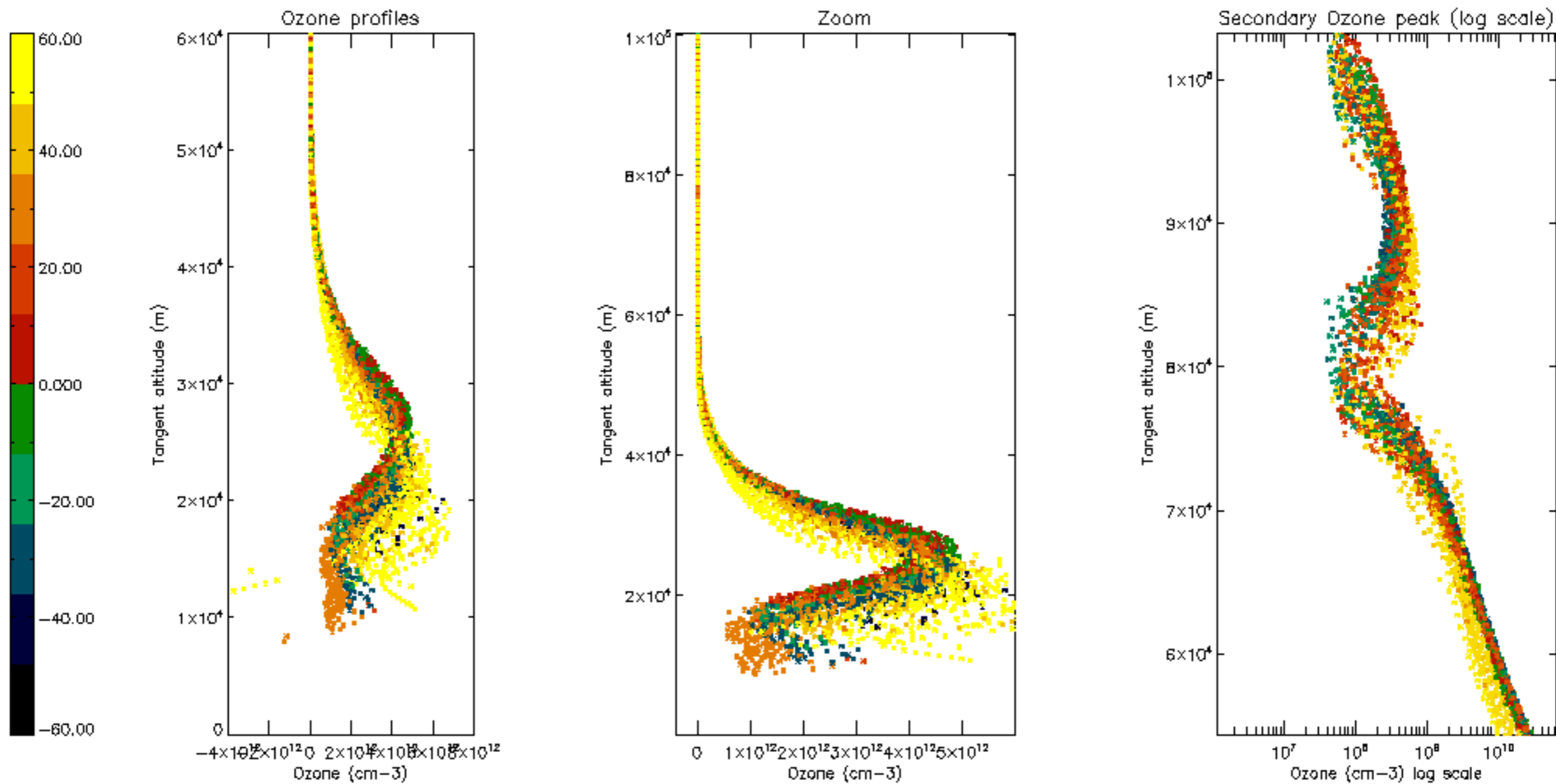


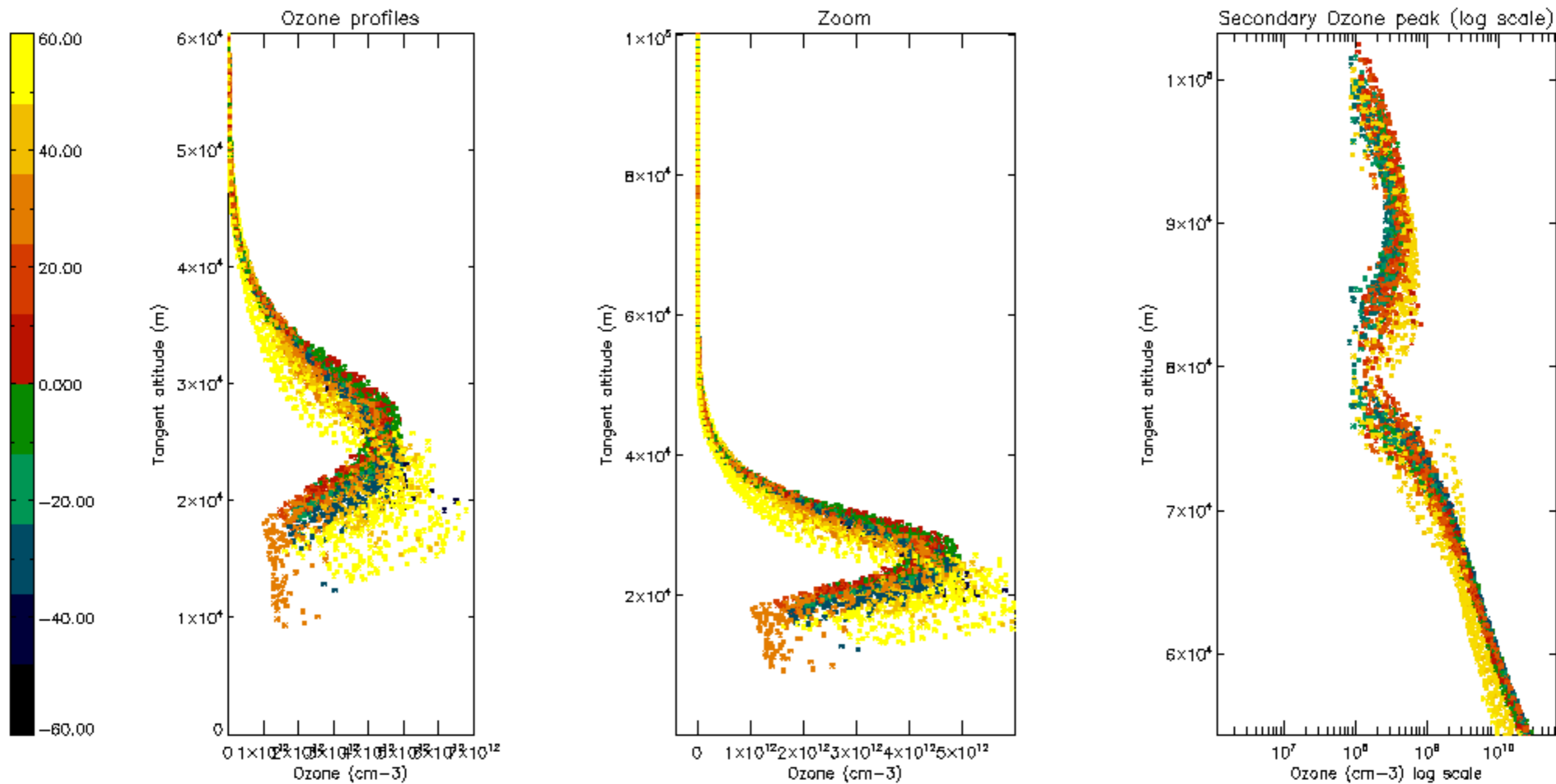
Percentage of saturation errors per profile

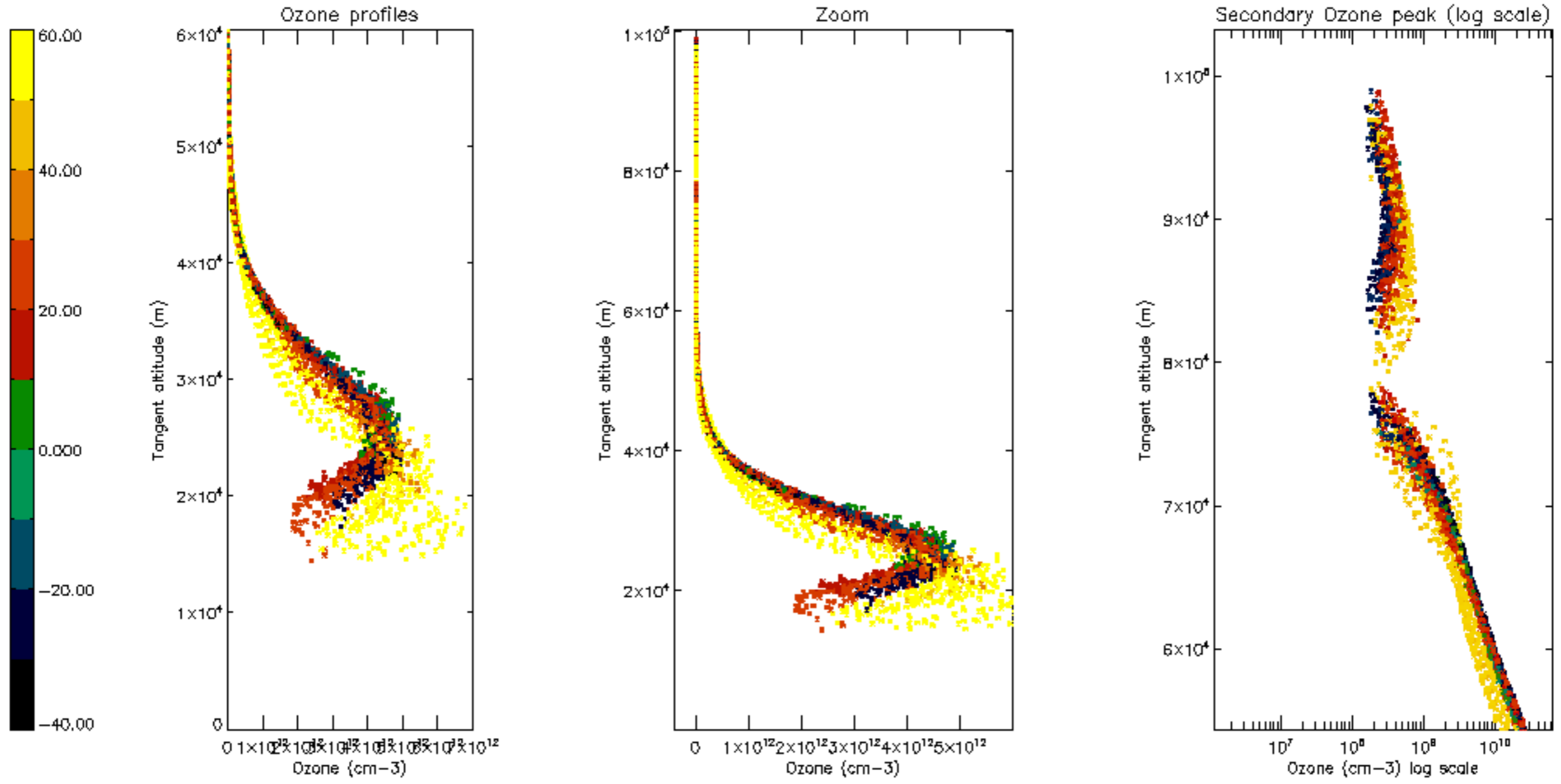




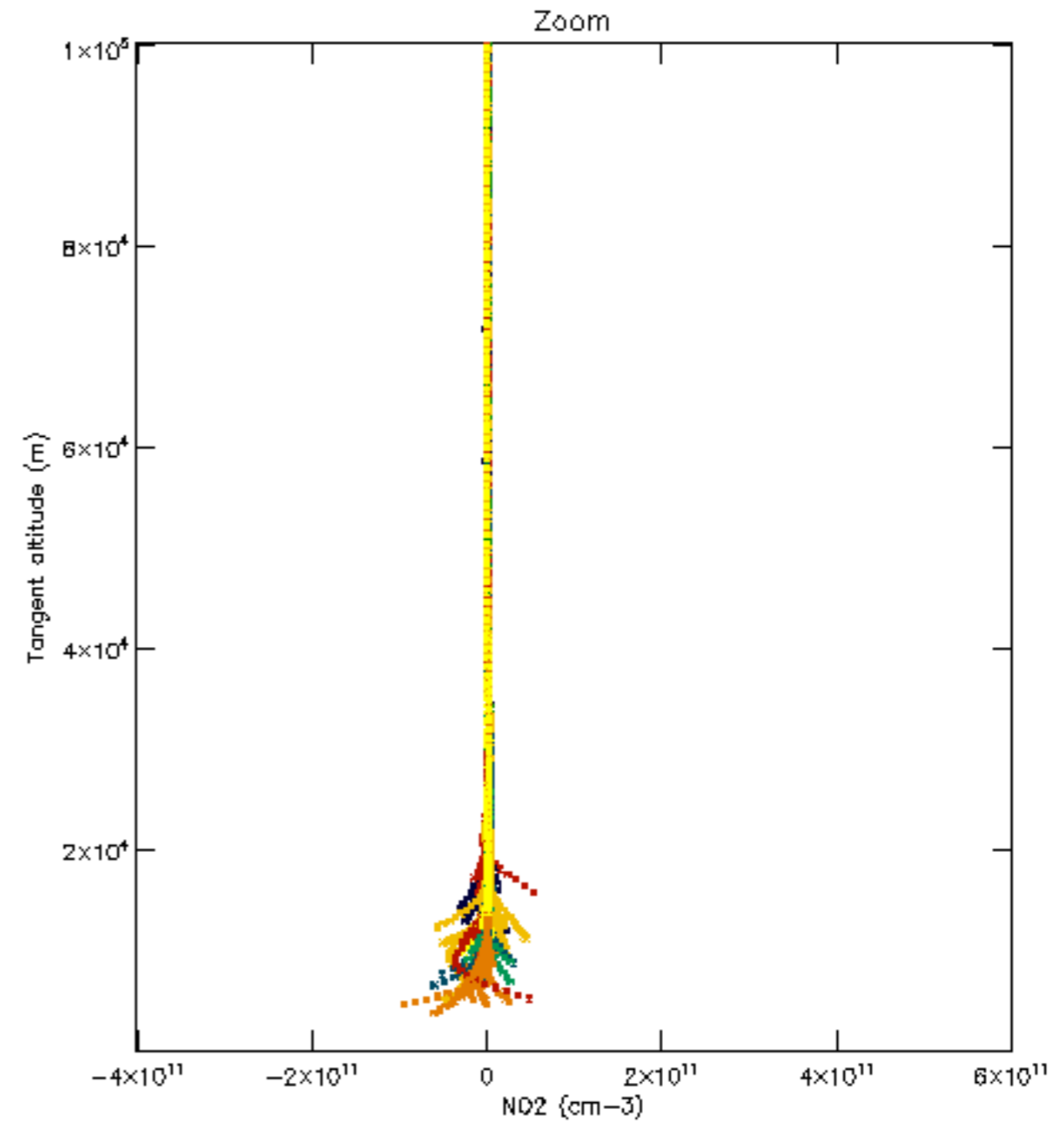
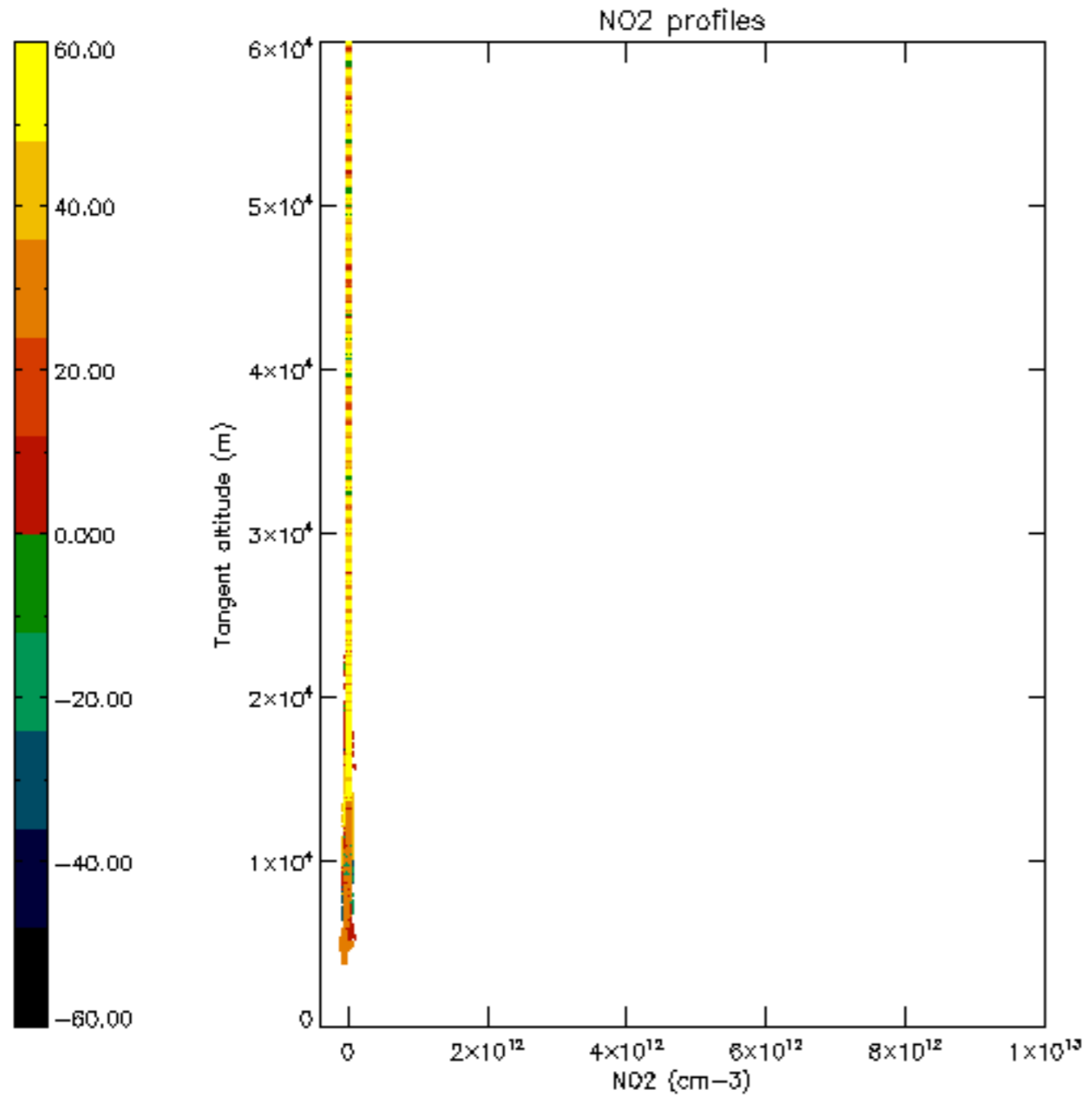


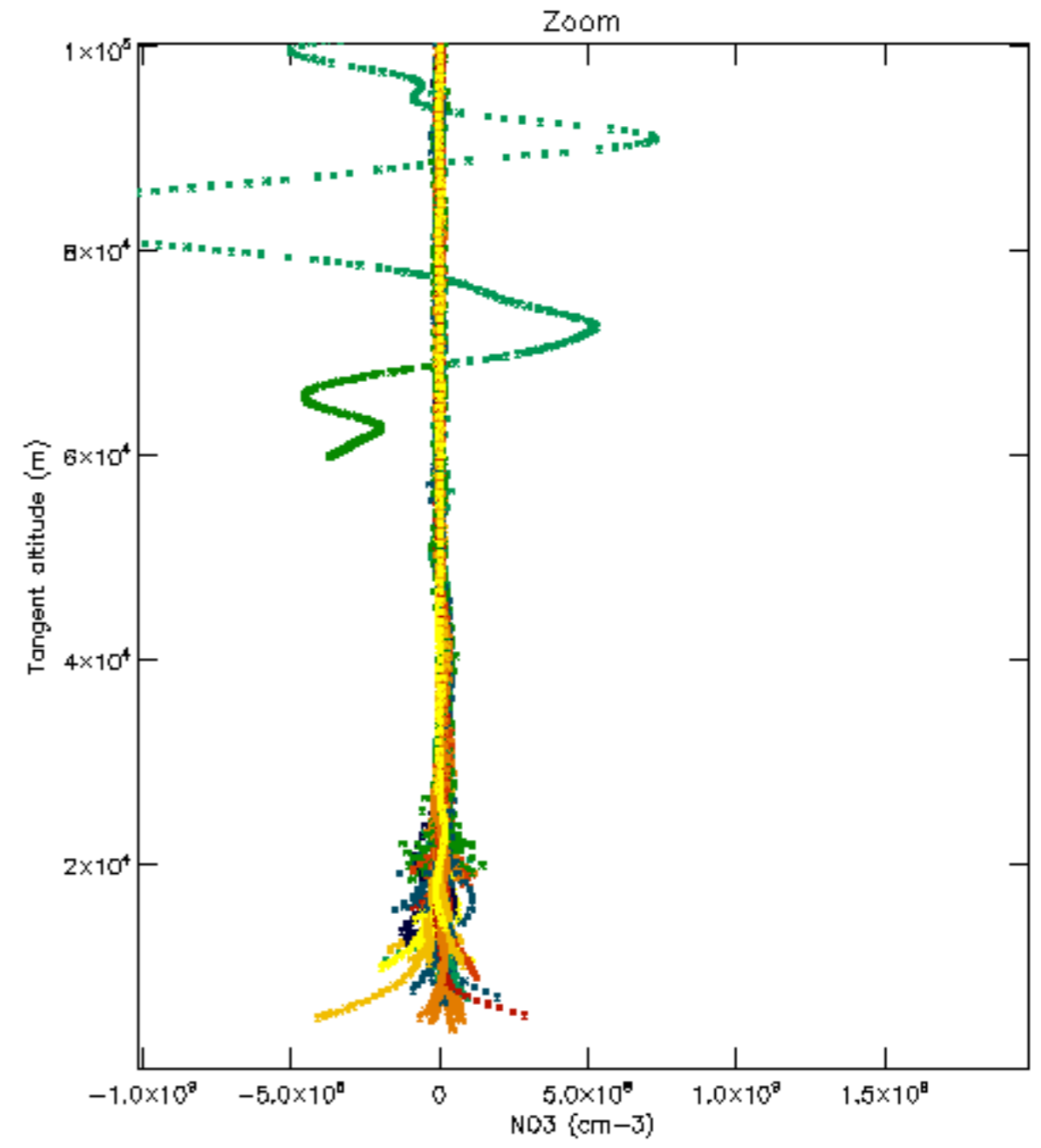
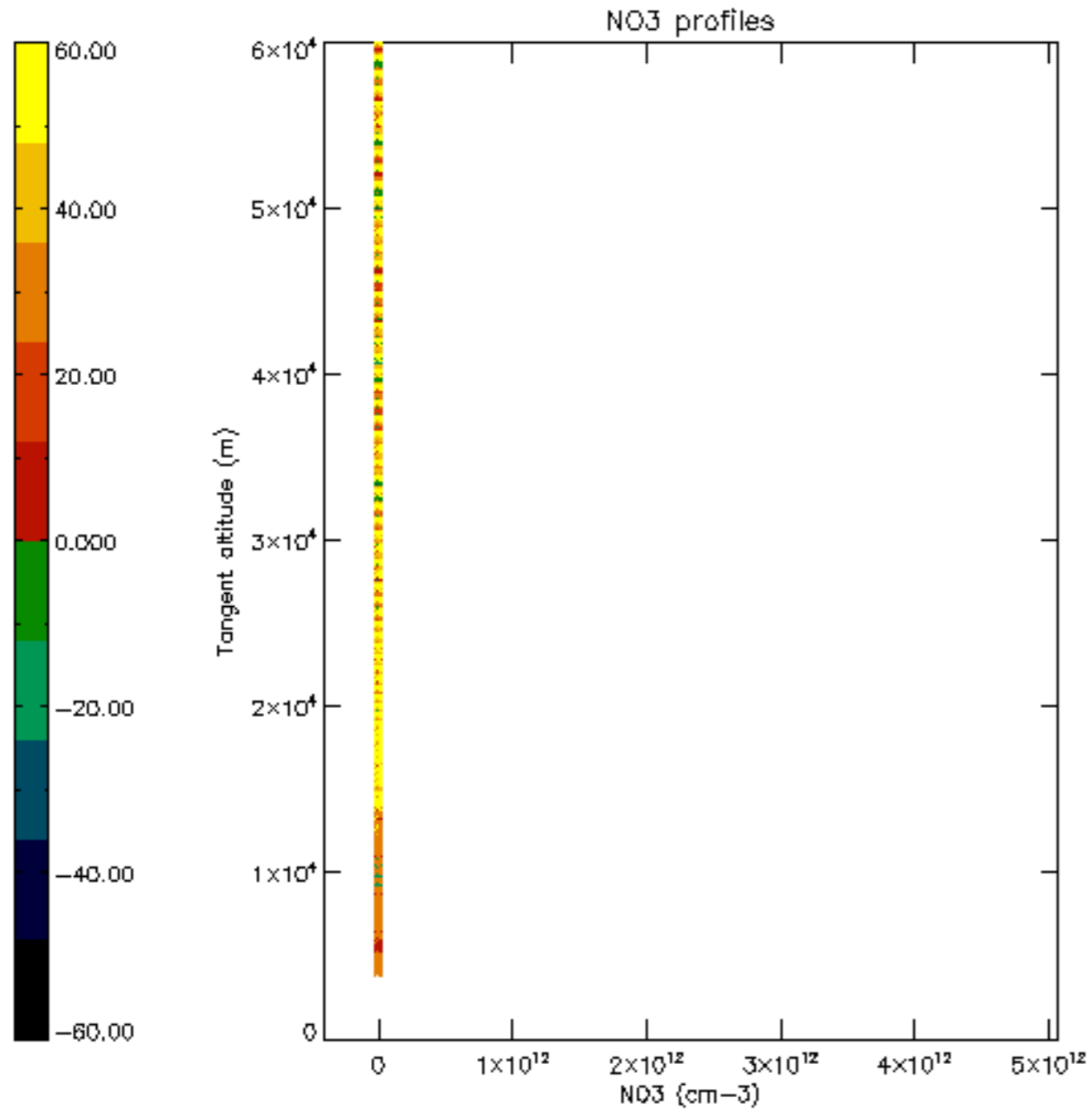


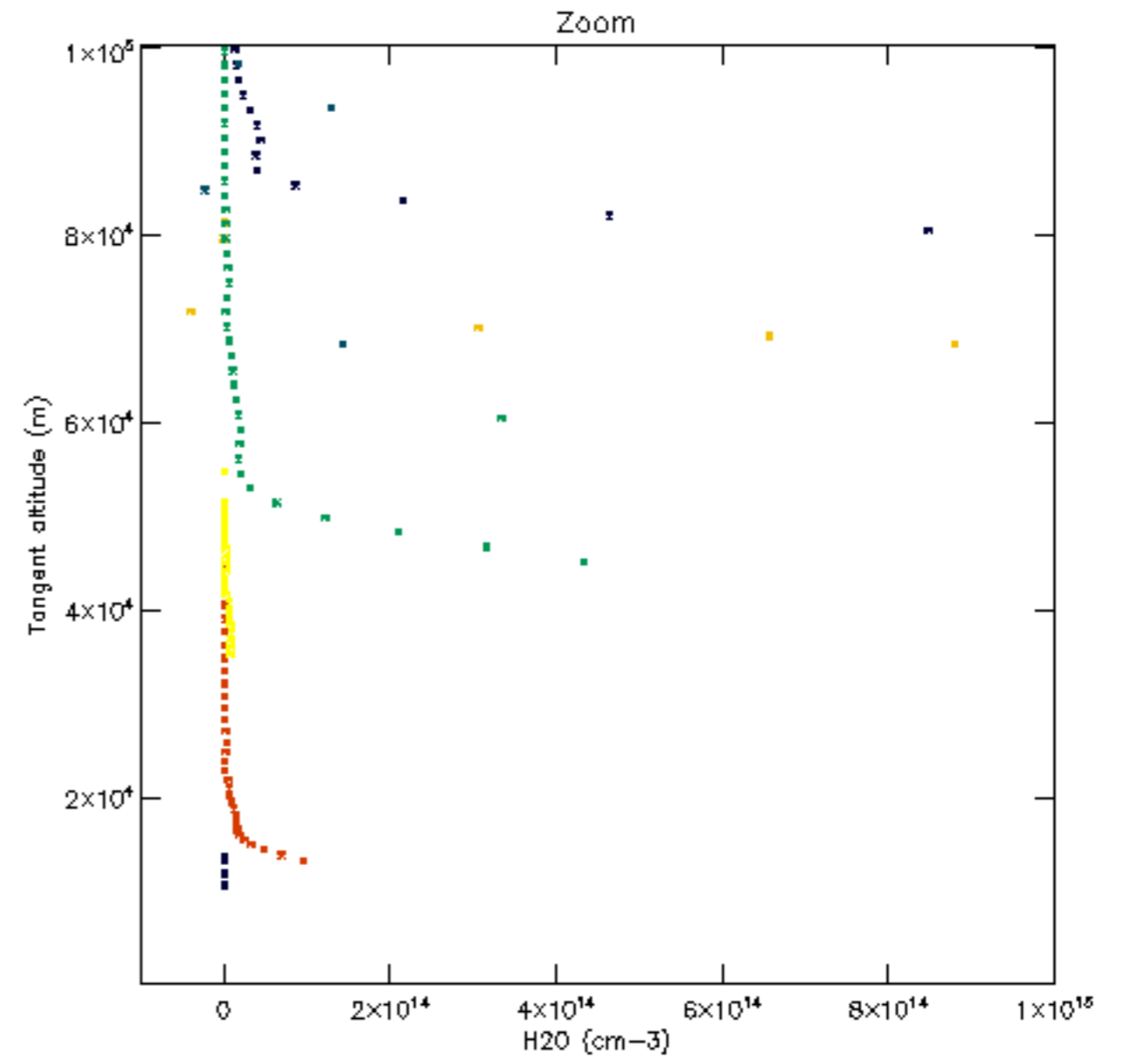
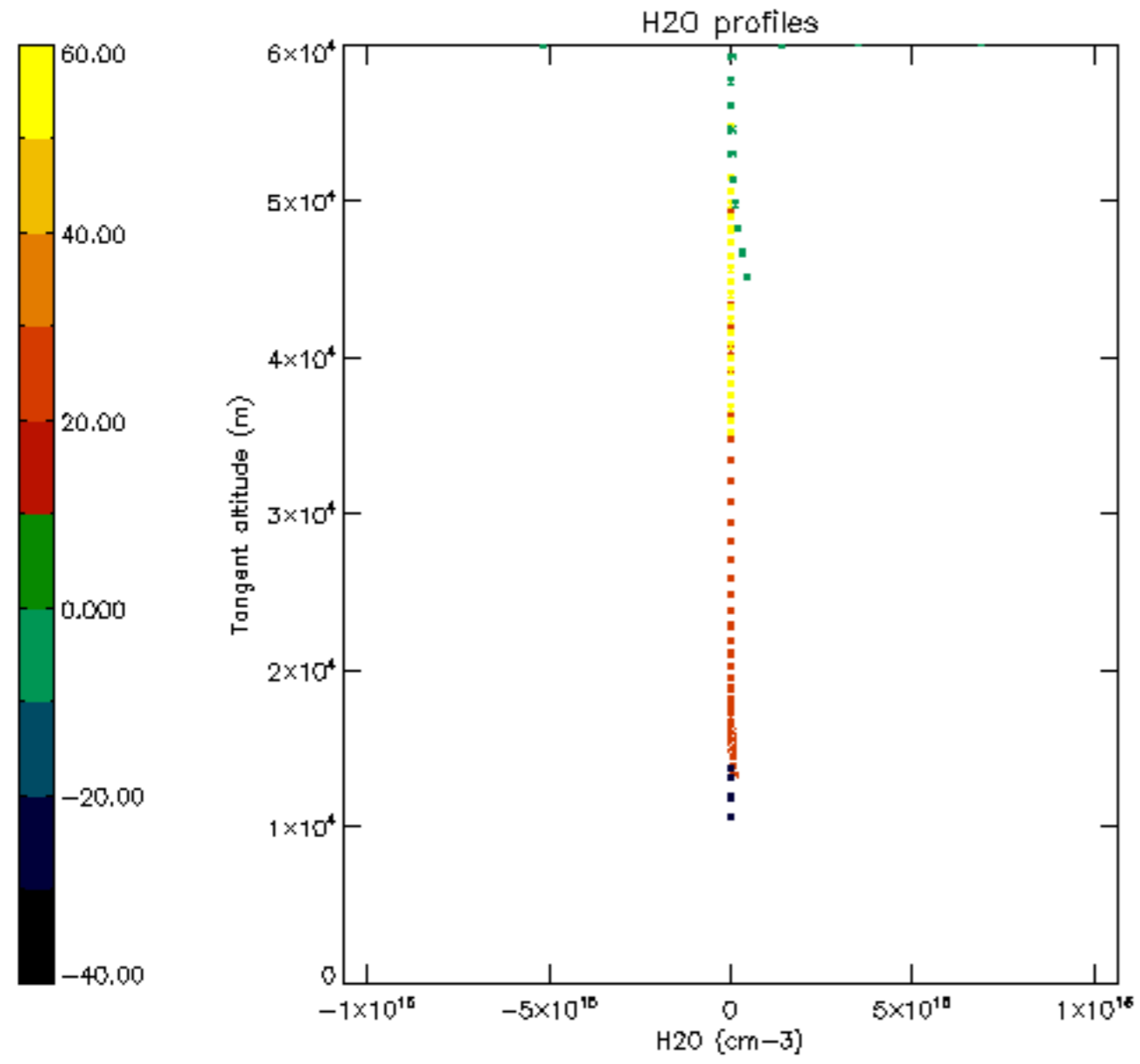




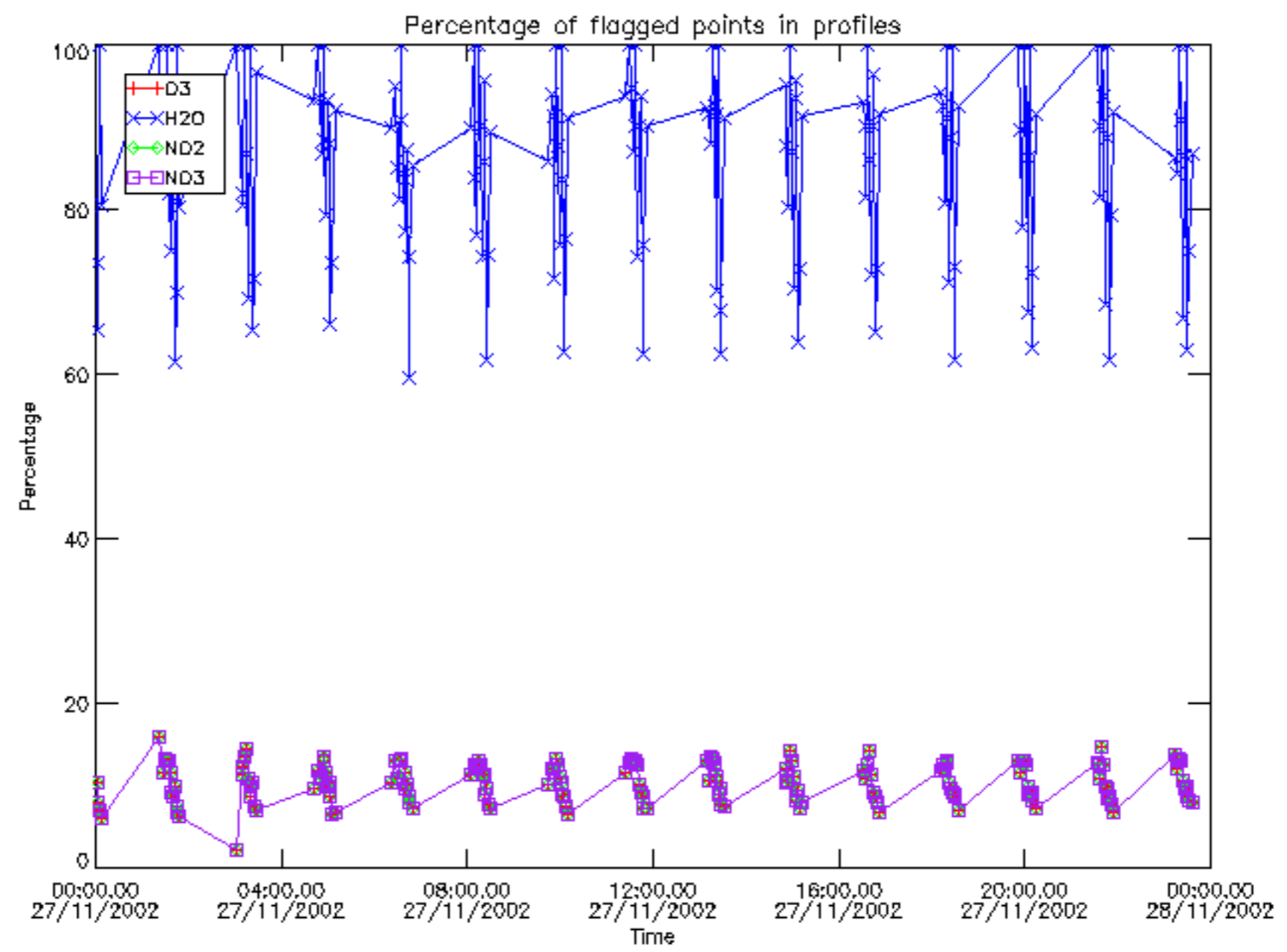




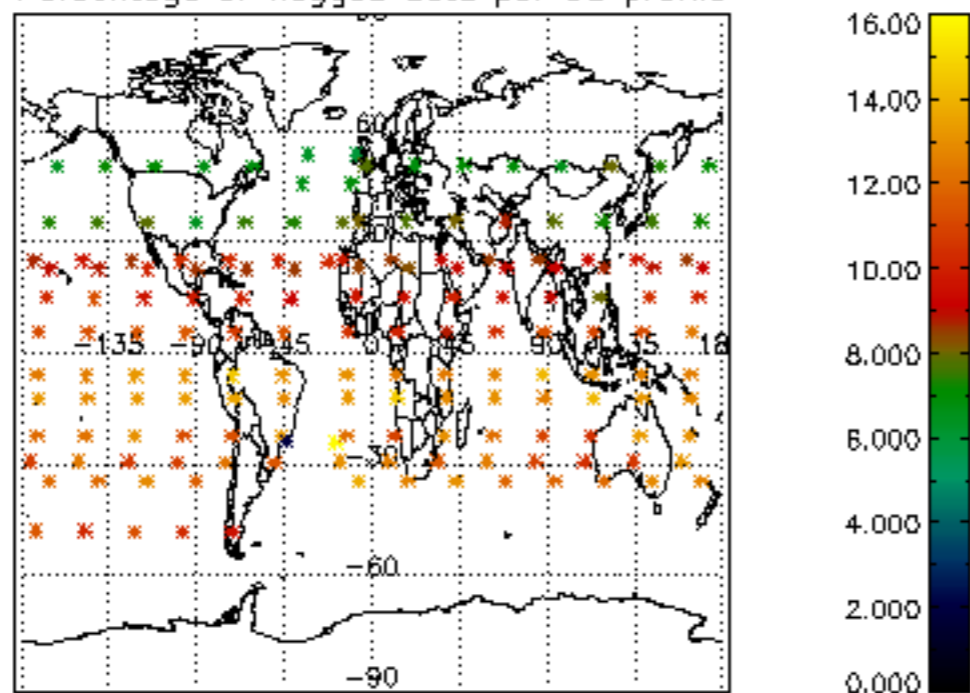




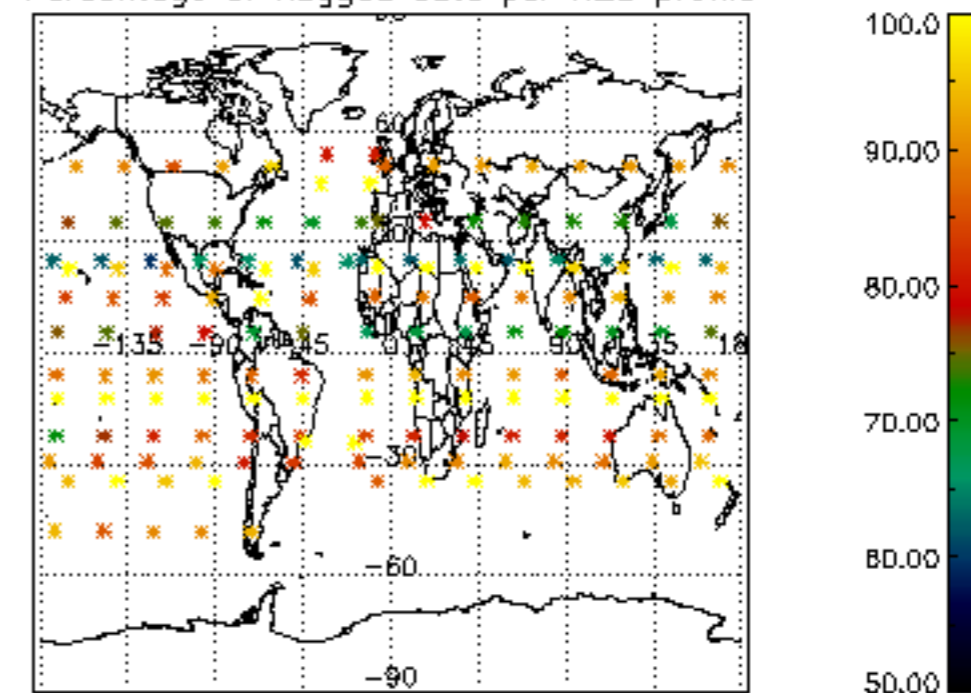




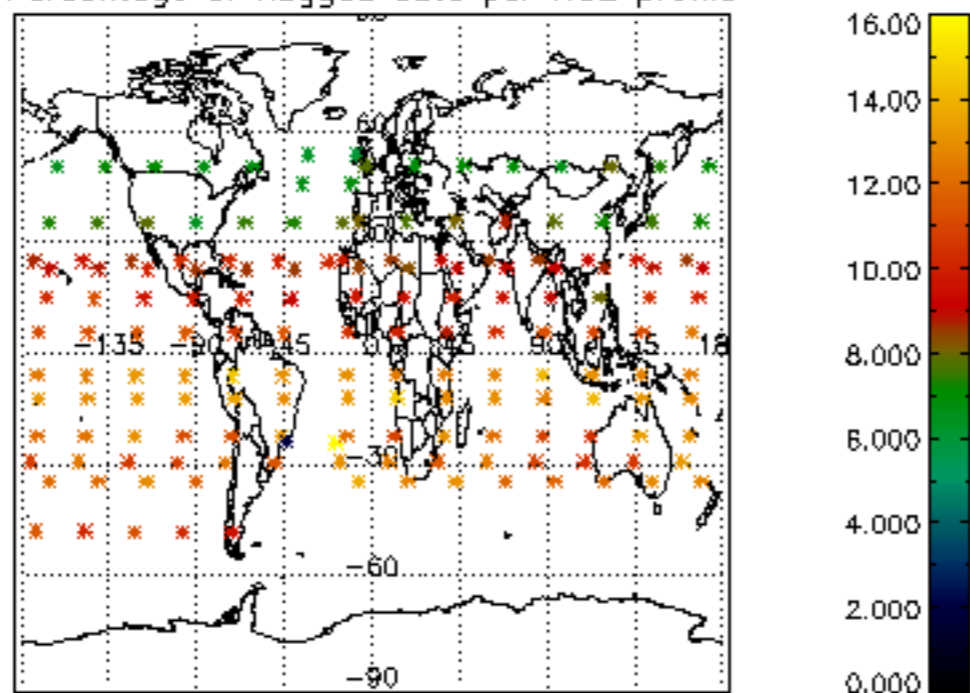
Percentage of flagged data per D3 profile



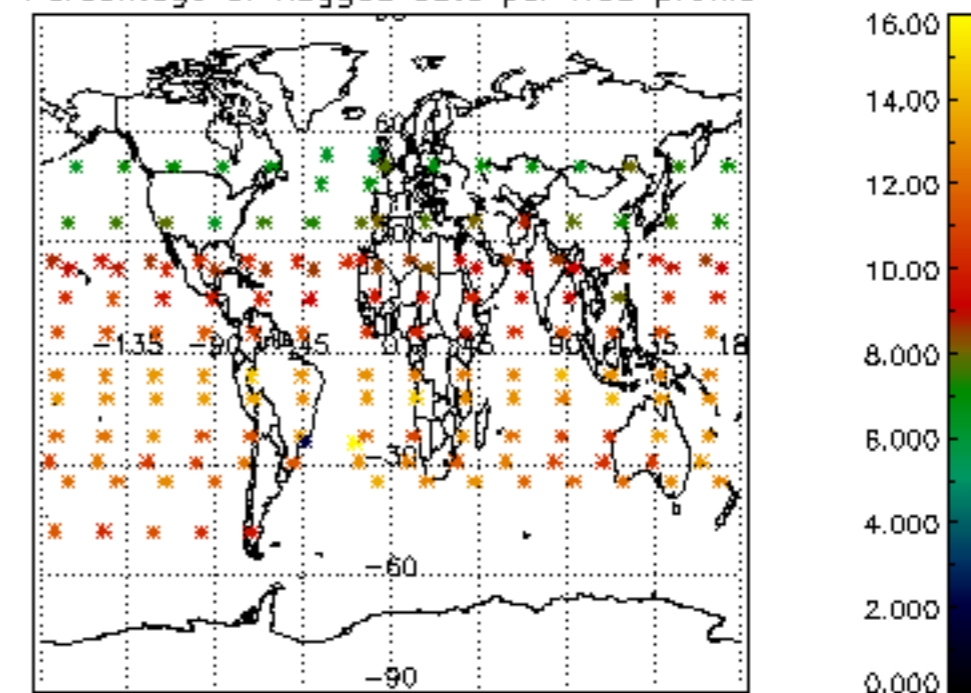
Percentage of flagged data per H2O profile

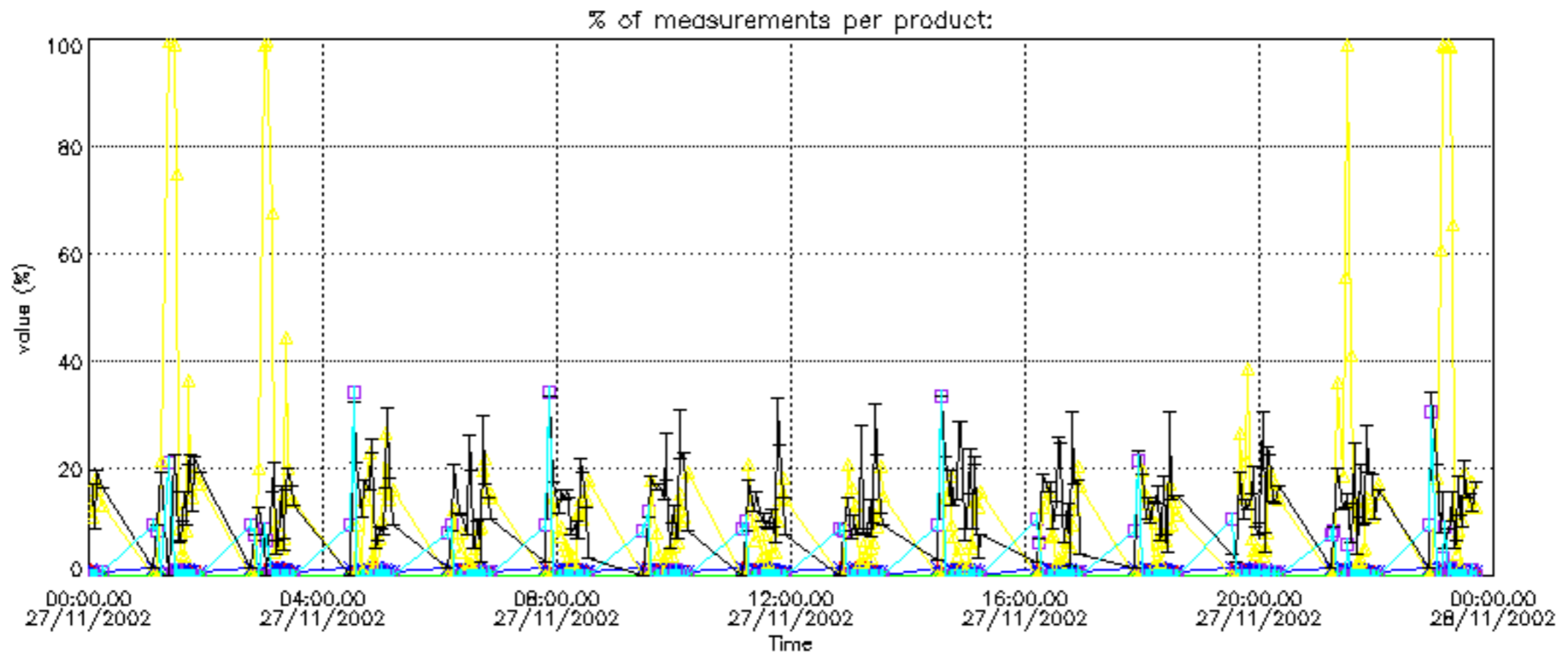


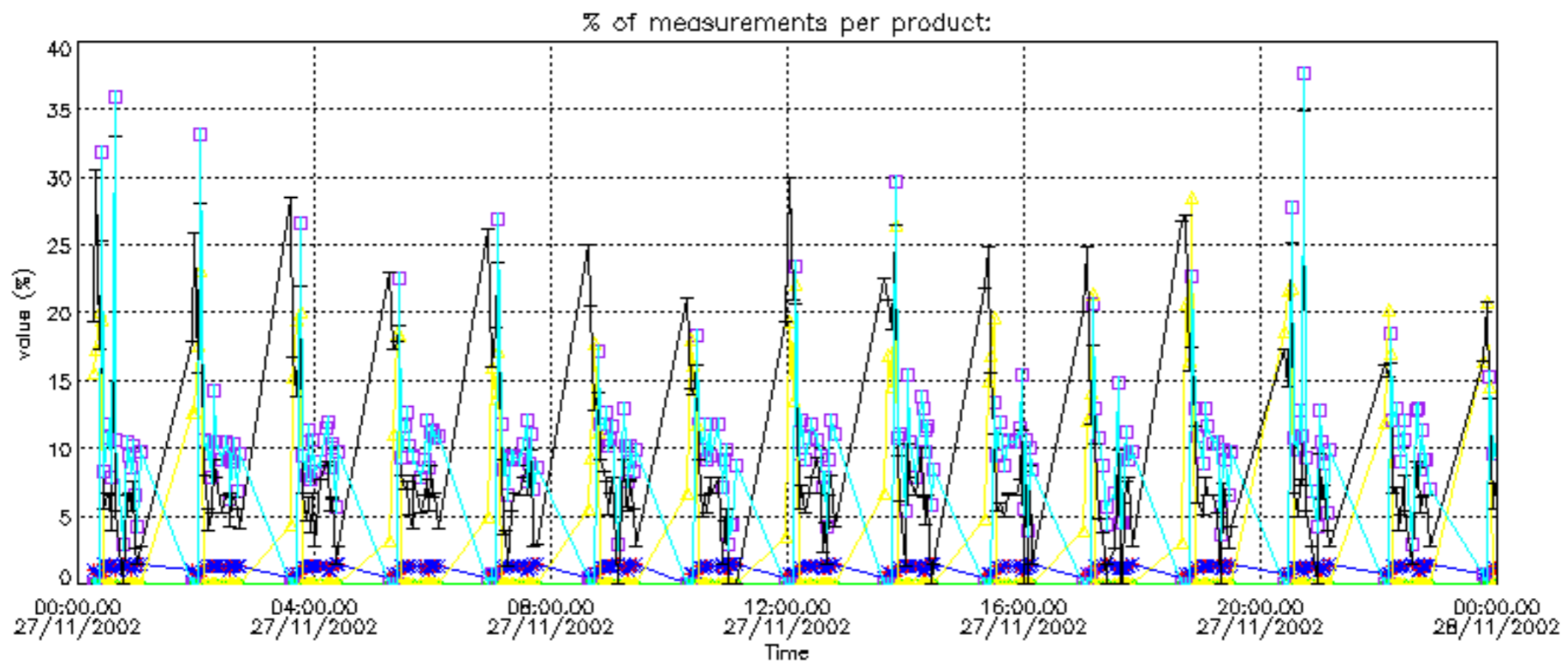
Percentage of flagged data per NO2 profile



Percentage of flagged data per NO3 profile

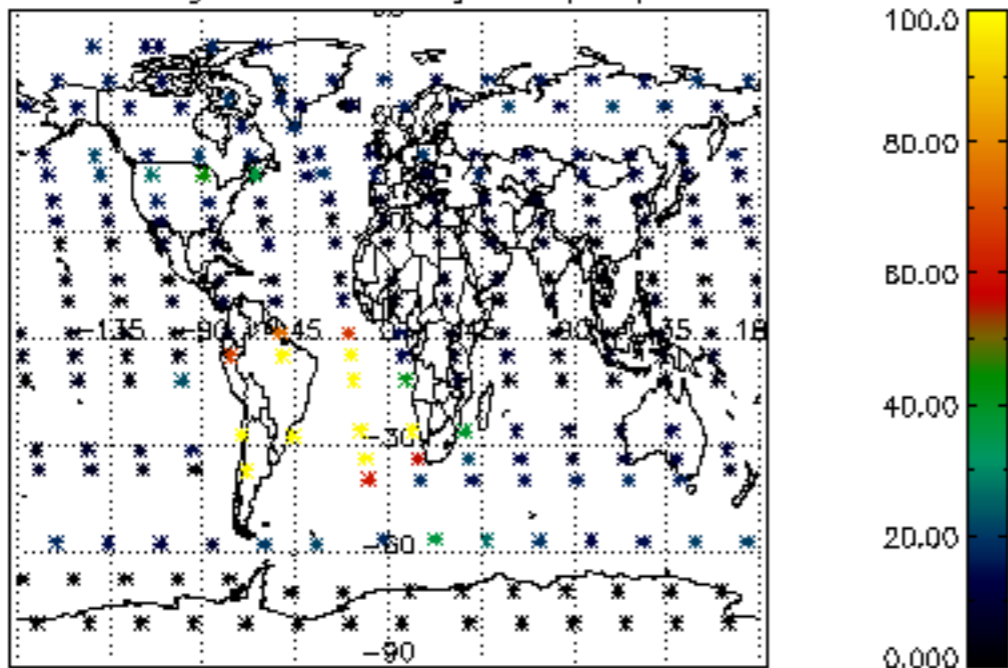




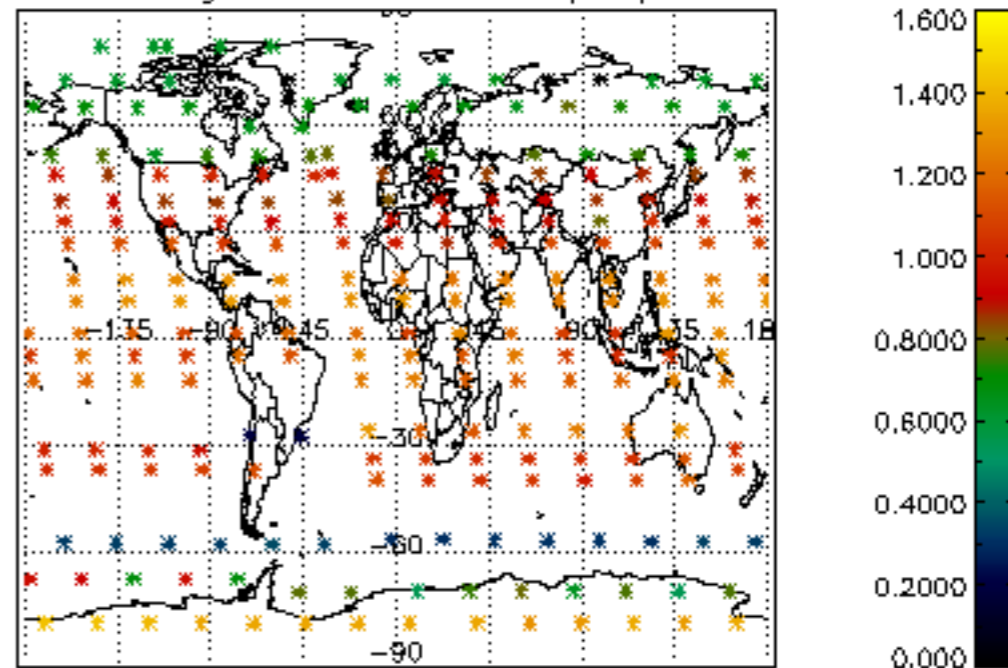




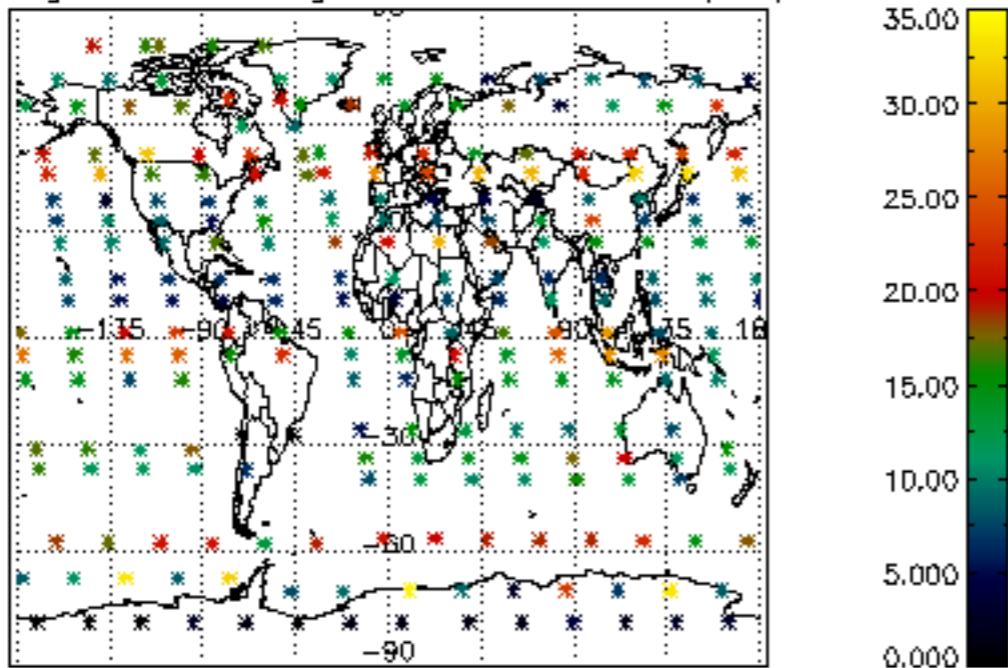
Percentage of cosmic ray hits per profile



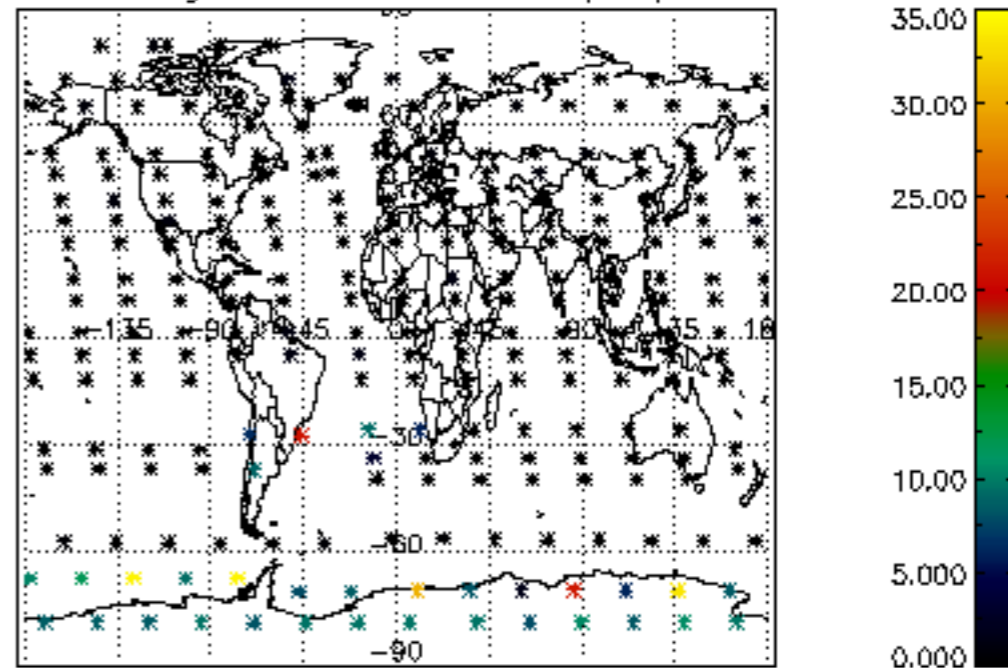
Percentage of datation errors per profile



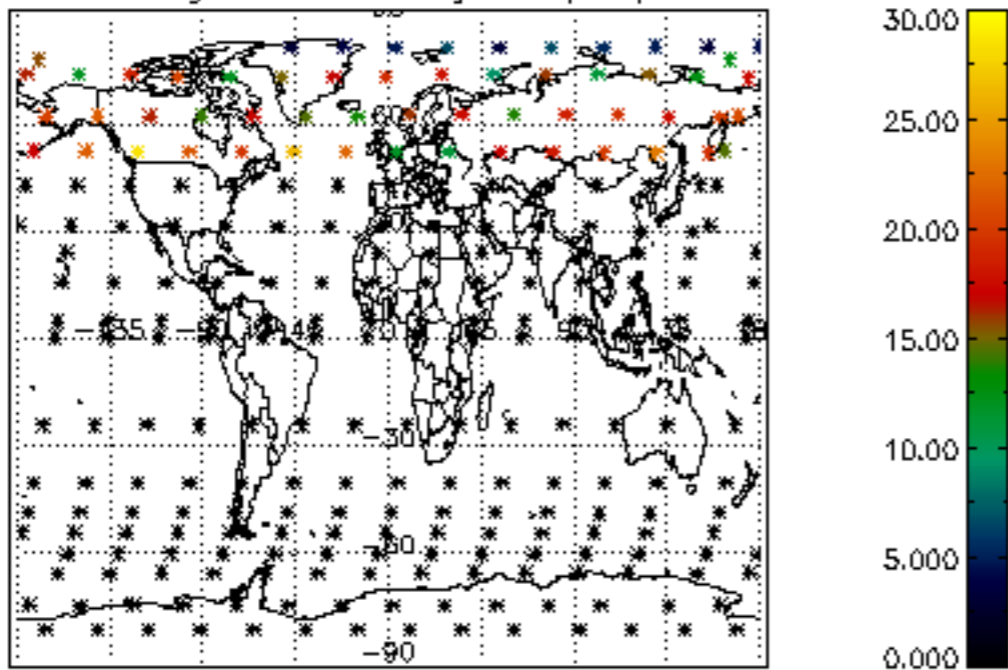
Percentage of star falling outside central band per profile



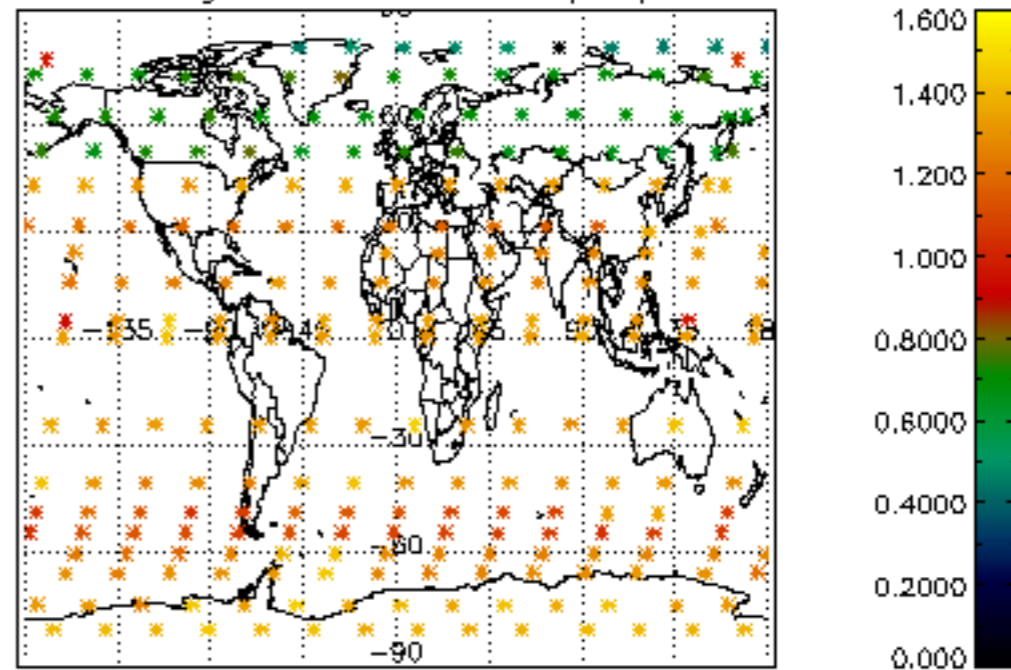
Percentage of saturation errors per profile



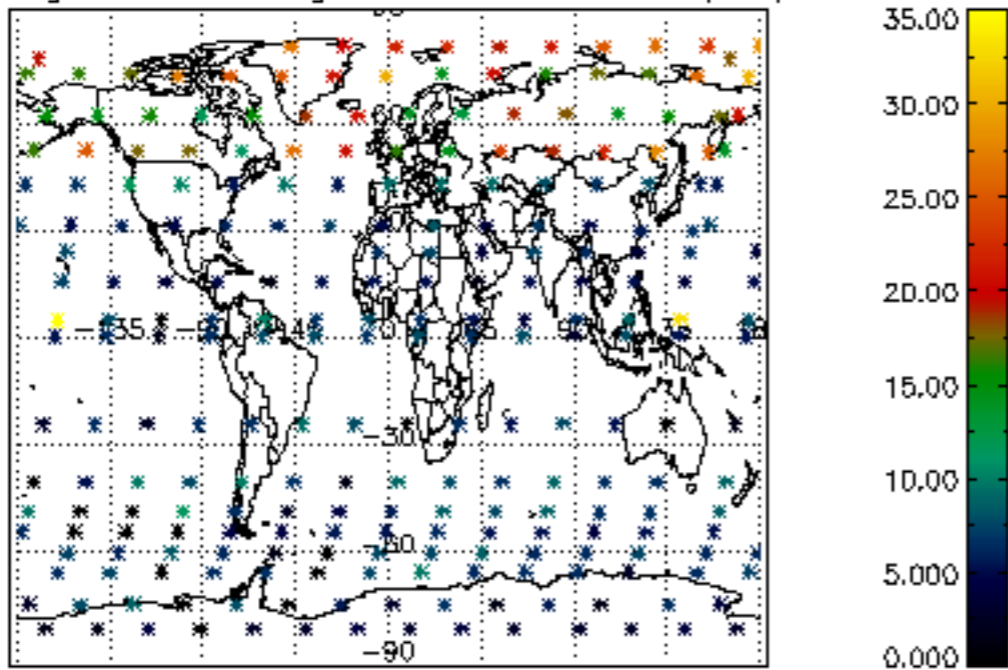
Percentage of cosmic ray hits per profile



Percentage of datation errors per profile



Percentage of star falling outside central band per profile



Percentage of saturation errors per profile

