

# GOMOS Level 2 Daily Report

## SUMMARY

### [1. General Info](#)

### [2. Summary of processed GOM\\_NL\\_2P products](#)

### [3. Level 2 Quality information per product](#)

#### [3.1 Plot of level 2 quality information per product \(time dependant\)](#)

#### [3.2 Plot of level 2 quality information per product \(world map\)](#)

### [4. Level 1 Quality information per product \(stored on level 2 products\)](#)

#### [4.1 Plot of level 1 quality information per product \(time dependant\)](#)

##### [4.1.1 Plot of level 1 quality information per product \(time dependant\): ASCENDING](#)

##### [4.1.2 Plot of level 1 quality information per product \(time dependant\): DESCENDING](#)

#### [4.2 Plot of level 1 quality information per product \(world map\)](#)

##### [4.2.1 Plot of level 1 quality information per product \(world map\): ASCENDING](#)

##### [4.2.2 Plot of level 1 quality information per product \(world map\): DESCENDING](#)

### [5. Ozone profiles based on quality statistics and other trace gas profiles](#)

#### [5.1 Ozone statistics based on quality of products](#)

#### [5.2 Plot ozone profiles for all STD \(dark without errors\)](#)

#### [5.3 Plot ozone profiles where STD < 20% \(dark without errors\)](#)

#### [5.4. Plot ozone profiles where STD < 10% \(dark without errors\)](#)

#### [5.5. Plot ozone profiles where STD < 5% \(dark without errors\)](#)

#### [5.6 Plot NO2 profiles for all STD \(dark without errors\)](#)

#### [5.7 Plot NO3 profiles for all STD \(dark without errors\)](#)

#### [5.8 Plot H2O profiles \(only for occultations of stars 1,2,3,4,13,14,16,26,63 dark without errors\) for all STD](#)

### [6. Auxiliary Data Files used for the production reported in section 2](#)

This report presents the daily analysis on parameters extracted from GOMOS level 2 data (GOM\_NL\_\_2P). It is intended to monitor some important parameters that will impact the quality of these products. A list of level 2 products (and content) that have arrived during the reporting day to the PCF is also given.

Item	Value
Time of report generation	17APR2013 20:28:04
Data source version	GOMOS/6.01
Start time of products	25-11-2002 (25NOV2002 00:00:00)
Stop time of products	26-11-2002 (26NOV2002 00:00:00)
Store outputs in DB	Yes
Nb of level 2 prods	377
Nb of prods with errors	0

## 2. Summary of processed GOM\_NL\_\_2P products.

Nr	Filename	UTC Start time	Limb	Duration	Star Id	Star Name	Star Mag	Star Temp	Nb Meas	Orbit	Prod. error
1	GOM_NL__2PRFIN20021125_000004_00000362011_00288_03849_1947.N1	25-NOV-2002 00:00:04	Bright	35.500	68	18Alp Cas	2.2250	4500.0	71	3849	No
2	GOM_NL__2PRFIN20021125_000118_00000382011_00288_03849_1948.N1	25-NOV-2002 00:01:18	Bright	38.000	74	11Bet Cas	2.2680	6600.0	76	3849	No
3	GOM_NL__2PRFIN20021125_000824_00000382011_00288_03849_1949.N1	25-NOV-2002 00:08:24	Bright	37.500	49	1Alp UMi	1.9900	6300.0	75	3849	No
4	GOM_NL__2PRFIN20021125_001259_00000412011_00288_03849_1950.N1	25-NOV-2002 00:12:59	Bright	40.500	60	7Bet UMi	2.0810	3950.0	81	3849	No
5	GOM_NL__2PRFIN20021125_001520_00000392011_00288_03849_1951.N1	25-NOV-2002 00:15:20	Bright	38.500	119	14Eta Dra	2.7270	4700.0	77	3849	No
6	GOM_NL__2PRFIN20021125_001708_00000492011_00288_03849_1952.N1	25-NOV-2002 00:17:08	Bright	48.500	82	48Bet UMa	2.3650	10600.	97	3849	No
7	GOM_NL__2PRFIN20021125_001844_00000442011_00288_03849_1953.N1	25-NOV-2002 00:18:44	Bright	43.500	87	64Gam UMa	2.4330	11000.	87	3849	No
8	GOM_NL__2PRFIN20021125_002016_00000392011_00288_03849_1954.N1	25-NOV-2002 00:20:16	Bright	39.000	39	85Eta UMa	1.8540	24000.	78	3849	No
9	GOM_NL__2PRFIN20021125_002304_00000352011_00288_03849_1955.N1	25-NOV-2002 00:23:04	Bright	34.500	180	27Gam Boo	3.0400	8000.0	69	3849	No
10	GOM_NL__2PRFIN20021125_002602_00000362011_00288_03849_1956.N1	25-NOV-2002 00:26:02	Bright	36.000	83		2.3780	11000.	72	3849	No
11	GOM_NL__2PRFIN20021125_002832_00000352011_00288_03849_1957.N1	25-NOV-2002 00:28:32	Bright	35.000	3	16Alp Boo	-0.050000	4250.0	70	3849	No
12	GOM_NL__2PRFIN20021125_003125_00000602011_00288_03849_1958.N1	25-NOV-2002 00:31:25	Bright	60.000	96	68Del Leo	2.5600	9300.0	120	3849	No
13	GOM_NL__2PRFIN20021125_003450_000001212011_00288_03849_1959.N1	25-NOV-2002 00:34:50	Twilight	120.50	51	41Gam1Leo	2.0100	4500.0	241	3849	No
14	GOM_NL__2PRFIN20021125_004154_000001972011_00288_03849_1960.N1	25-NOV-2002 00:41:54	Dark	197.00	22	32Alp Leo	1.3600	15200.	394	3849	No
15	GOM_NL__2PRFIN20021125_004832_00000402011_00288_03849_1961.N1	25-NOV-2002 00:48:32	Dark	40.000	64	Gam Cen	2.2000	10600.	80	3849	No
16	GOM_NL__2PRFIN20021125_004945_00000402011_00288_03849_1962.N1	25-NOV-2002 00:49:45	Dark	40.000	99	Del Cen	2.5750	26000.	80	3849	No
17	GOM_NL__2PRFIN20021125_005108_00000452011_00288_03849_1963.N1	25-NOV-2002 00:51:08	Dark	45.000	20	Bet Cru	1.2530	30000.	90	3849	No
18	GOM_NL__2PRFIN20021125_005217_00000442011_00289_03850_1934.N1	25-NOV-2002 00:52:17	Dark	44.000	12	Alp1Cru	0.77500	30000.	88	3850	No
19	GOM_NL__2PRFIN20021125_005445_00000382011_00289_03850_1935.N1	25-NOV-2002 00:54:45	Dark	38.000	124	The Car	2.7640	30000.	76	3850	No
20	GOM_NL__2PRFIN20021125_005909_00000492011_00289_03850_1936.N1	25-NOV-2002 00:59:09	Dark	49.000	41	Eps Car	1.8600	4100.0	98	3850	No
21	GOM_NL__2PRFIN20021125_010044_00000482011_00289_03850_1937.N1	25-NOV-2002 01:00:44	Dark	48.000	34	Gam2Vel	1.7930	23000.	96	3850	No
22	GOM_NL__2PRFIN20021125_010213_00000602011_00289_03850_1938.N1	25-NOV-2002 01:02:13	Dark	59.500	70	Zet Pup	2.2460	39000.	119	3850	No
23	GOM_NL__2PRFIN20021125_010438_00000592011_00289_03850_1939.N1	25-NOV-2002 01:04:38	Dark	59.000	2	Alp Car	-0.73600	7000.0	118	3850	No
24	GOM_NL__2PRFIN20021125_010656_000001102011_00289_03850_1940.N1	25-NOV-2002 01:06:56	Dark	109.50	132	15Rho Pup	2.8030	6900.0	219	3850	No
25	GOM_NL__2PRFIN20021125_010957_00000722011_00289_03850_1941.N1	25-NOV-2002 01:09:57	Dark	72.000	23	21Eps CMa	1.5020	26000.	144	3850	No
26	GOM_NL__2PRFIN20021125_011228_00000402011_00289_03850_1942.N1	25-NOV-2002 01:12:28	Straylight	39.500	157	The1Eri	2.9060	9300.0	79	3850	No
27	GOM_NL__2PRFIN20021125_011648_00000842011_00289_03850_1943.N1	25-NOV-2002 01:16:48	Straylight	84.000	47	2Bet CMa	1.9760	28000.	168	3850	No
28	GOM_NL__2PRFIN20021125_011930_00000462011_00289_03850_1944.N1	25-NOV-2002 01:19:30	Straylight	45.500	165	34Gam Eri	2.9500	3200.0	91	3850	No
29	GOM_NL__2PRFIN20021125_012107_00000792011_00289_03850_1945.N1	25-NOV-2002 01:21:07	Straylight	79.000	56	53Kap Ori	2.0650	30000.	158	3850	No
30	GOM_NL__2PRFIN20021125_012448_00000842011_00289_03850_1946.N1	25-NOV-2002 01:24:48	Twilight	83.500	33	50Zet Ori	1.7660	30000.	167	3850	No
31	GOM_NL__2PRFIN20021125_013001_00000382011_00289_03850_1947.N1	25-NOV-2002 01:30:01	Bright	37.500	105	6Bet Ari	2.6450	8900.0	75	3850	No
32	GOM_NL__2PRFIN20021125_013348_00000362011_00289_03850_1948.N1	25-NOV-2002 01:33:48	Bright	36.000	173	4Bet Tri	3.0040	8900.0	72	3850	No
33	GOM_NL__2PRFIN20021125_013534_00000382011_00289_03850_1949.N1	25-NOV-2002 01:35:34	Bright	38.000	79	26Bet Per	2.3100	13100.	76	3850	No
34	GOM_NL__2PRFIN20021125_013759_00000402011_00289_03850_1950.N1	25-NOV-2002 01:37:59	Bright	39.500	175	39Del Per	3.0100	19400.	79	3850	No
35	GOM_NL__2PRFIN20021125_014040_00000382011_00289_03850_1951.N1	25-NOV-2002 01:40:40	Bright	38.000	68	18Alp Cas	2.2250	4500.0	76	3850	No
36	GOM_NL__2PRFIN20021125_014154_00000382011_00289_03850_1952.N1	25-NOV-2002 01:41:54	Bright	37.500	74	11Bet Cas	2.2680	6600.0	75	3850	No
37	GOM_NL__2PRFIN20021125_014901_00000352011_00289_03850_1953.N1	25-NOV-2002 01:49:01	Bright	35.000	49	1Alp UMi	1.9900	6300.0	70	3850	No
38	GOM_NL__2PRFIN20021125_015333_00000432011_00289_03850_1954.N1	25-NOV-2002 01:53:33	Bright	42.500	60	7Bet UMi	2.0810	3950.0	85	3850	No
39	GOM_NL__2PRFIN20021125_015556_00000382011_00289_03850_1955.N1	25-NOV-2002 01:55:56	Bright	38.000	119	14Eta Dra	2.7270	4700.0	76	3850	No
40	GOM_NL__2PRFIN20021125_020052_00000392011_00289_03850_1956.N1	25-NOV-2002 02:00:52	Bright	39.000	39	85Eta UMa	1.8540	24000.	78	3850	No
41	GOM_NL__2PRFIN20021125_020339_00000352011_00289_03850_1957.N1	25-NOV-2002 02:03:39	Bright	35.000	180	27Gam Boo	3.0400	8000.0	70	3850	No
42	GOM_NL__2PRFIN20021125_020638_00000362011_00289_03850_1958.N1	25-NOV-2002 02:06:38	Bright	36.000	83		2.3780	11000.	72	3850	No

43	GOM_NL__2PRFIN20021125_020907_000000372011_00289_03850_1959.N1	25-NOV-2002 02:09:07	Bright	36.500	3	16Alp Boo	-0.050000	4250.0	73	3850	No
44	GOM_NL__2PRFIN20021125_021201_000000612011_00289_03850_1960.N1	25-NOV-2002 02:12:01	Bright	60.500	96	68Del Leo	2.5600	9300.0	121	3850	No
45	GOM_NL__2PRFIN20021125_021527_000001242011_00289_03850_1961.N1	25-NOV-2002 02:15:27	Tw_i_and_stray	124.00	51	41Gam1Leo	2.0100	4500.0	248	3850	No
46	GOM_NL__2PRFIN20021125_022234_000002022011_00289_03850_1962.N1	25-NOV-2002 02:22:34	Dark	202.00	22	32Alp Leo	1.3600	15200.	404	3850	No
47	GOM_NL__2PRFIN20021125_022908_000000402011_00289_03850_1963.N1	25-NOV-2002 02:29:08	Dark	40.000	64	Gam Cen	2.2000	10600.	80	3850	No
48	GOM_NL__2PRFIN20021125_023021_000000392011_00289_03850_1964.N1	25-NOV-2002 02:30:21	Dark	39.000	99	Del Cen	2.5750	26000.	78	3850	No
49	GOM_NL__2PRFIN20021125_023144_000000392011_00289_03850_1965.N1	25-NOV-2002 02:31:44	Dark	39.000	20	Bet Cru	1.2530	30000.	78	3850	No
50	GOM_NL__2PRFIN20021125_023254_000000422011_00290_03851_9520.N1	25-NOV-2002 02:32:54	Dark	42.000	12	Alp1Cru	0.77500	30000.	84	3851	No
51	GOM_NL__2PRFIN20021125_023521_000000382011_00290_03851_9521.N1	25-NOV-2002 02:35:21	Dark	38.000	124	The Car	2.7640	30000.	76	3851	No
52	GOM_NL__2PRFIN20021125_023946_000000512011_00290_03851_9522.N1	25-NOV-2002 02:39:46	Dark	51.000	41	Eps Car	1.8600	4100.0	102	3851	No
53	GOM_NL__2PRFIN20021125_024121_000000492011_00290_03851_9523.N1	25-NOV-2002 02:41:21	Dark	48.500	34	Gam2Vel	1.7930	23000.	97	3851	No
54	GOM_NL__2PRFIN20021125_024250_000000572011_00290_03851_9524.N1	25-NOV-2002 02:42:50	Dark	56.500	70	Zet Pup	2.2460	39000.	113	3851	No
55	GOM_NL__2PRFIN20021125_024514_000000492011_00290_03851_9525.N1	25-NOV-2002 02:45:14	Dark	49.000	2	Alp Car	-0.73600	7000.0	98	3851	No
56	GOM_NL__2PRFIN20021125_024734_000001102011_00290_03851_9526.N1	25-NOV-2002 02:47:34	Dark	110.00	132	15Rho Pup	2.8030	6900.0	220	3851	No
57	GOM_NL__2PRFIN20021125_025034_000000752011_00290_03851_9527.N1	25-NOV-2002 02:50:34	Dark	74.500	23	21Eps CMa	1.5020	26000.	149	3851	No
58	GOM_NL__2PRFIN20021125_025304_000000402011_00290_03851_9528.N1	25-NOV-2002 02:53:04	Straylight	40.000	157	The1Eri	2.9060	9300.0	80	3851	No
59	GOM_NL__2PRFIN20021125_025724_000000802011_00290_03851_9529.N1	25-NOV-2002 02:57:24	Straylight	79.500	47	2Bet CMa	1.9760	28000.	159	3851	No
60	GOM_NL__2PRFIN20021125_030006_000000482011_00290_03851_9530.N1	25-NOV-2002 03:00:06	Straylight	48.000	165	34Gam Eri	2.9500	3200.0	96	3851	No
61	GOM_NL__2PRFIN20021125_030143_000000742011_00290_03851_9531.N1	25-NOV-2002 03:01:43	Straylight	74.000	56	53Kap Ori	2.0650	30000.	148	3851	No
62	GOM_NL__2PRFIN20021125_030523_000000802011_00290_03851_9532.N1	25-NOV-2002 03:05:23	Tw_i_and_stray	79.500	33	50Zet Ori	1.7660	30000.	159	3851	No
63	GOM_NL__2PRFIN20021125_031037_000000372011_00290_03851_9533.N1	25-NOV-2002 03:10:37	Bright	37.000	105	6Bet Ari	2.6450	8900.0	74	3851	No
64	GOM_NL__2PRFIN20021125_031424_000000372011_00290_03851_9534.N1	25-NOV-2002 03:14:24	Bright	36.500	173	4Bet Tri	3.0040	8900.0	73	3851	No
65	GOM_NL__2PRFIN20021125_031609_000000392011_00290_03851_9535.N1	25-NOV-2002 03:16:09	Bright	38.500	79	26Bet Per	2.3100	13100.	77	3851	No
66	GOM_NL__2PRFIN20021125_031835_000000392011_00290_03851_9536.N1	25-NOV-2002 03:18:35	Bright	39.000	175	39Del Per	3.0100	19400.	78	3851	No
67	GOM_NL__2PRFIN20021125_032116_000000362011_00290_03851_9537.N1	25-NOV-2002 03:21:16	Bright	35.500	68	18Alp Cas	2.2250	4500.0	71	3851	No
68	GOM_NL__2PRFIN20021125_032230_000000382011_00290_03851_9538.N1	25-NOV-2002 03:22:30	Bright	37.500	74	11Bet Cas	2.2680	6600.0	75	3851	No
69	GOM_NL__2PRFIN20021125_032937_000000352011_00290_03851_9539.N1	25-NOV-2002 03:29:37	Bright	35.000	49	1Alp UMi	1.9900	6300.0	70	3851	No
70	GOM_NL__2PRFIN20021125_033411_000000372011_00290_03851_9540.N1	25-NOV-2002 03:34:11	Bright	37.000	60	7Bet UMi	2.0810	3950.0	74	3851	No
71	GOM_NL__2PRFIN20021125_033633_000000382011_00290_03851_9541.N1	25-NOV-2002 03:36:33	Bright	37.500	119	14Eta Dra	2.7270	4700.0	75	3851	No
72	GOM_NL__2PRFIN20021125_034128_000000382011_00290_03851_9542.N1	25-NOV-2002 03:41:28	Bright	38.000	39	85Eta UMa	1.8540	24000.	76	3851	No
73	GOM_NL__2PRFIN20021125_034416_000000362011_00290_03851_9543.N1	25-NOV-2002 03:44:16	Bright	35.500	180	27Gam Boo	3.0400	8000.0	71	3851	No
74	GOM_NL__2PRFIN20021125_034714_000000362011_00290_03851_9544.N1	25-NOV-2002 03:47:14	Bright	36.000	83		2.3780	11000.	72	3851	No
75	GOM_NL__2PRFIN20021125_034944_000000362011_00290_03851_9545.N1	25-NOV-2002 03:49:44	Bright	35.500	3	16Alp Boo	-0.050000	4250.0	71	3851	No
76	GOM_NL__2PRFIN20021125_035238_000000612011_00290_03851_9546.N1	25-NOV-2002 03:52:38	Bright	60.500	96	68Del Leo	2.5600	9300.0	121	3851	No
77	GOM_NL__2PRFIN20021125_035605_000001312011_00290_03851_9547.N1	25-NOV-2002 03:56:05	Tw_i_and_stray	131.00	51	41Gam1Leo	2.0100	4500.0	262	3851	No
78	GOM_NL__2PRFIN20021125_040314_000001992011_00290_03851_9548.N1	25-NOV-2002 04:03:14	Dark	199.00	22	32Alp Leo	1.3600	15200.	398	3851	No
79	GOM_NL__2PRFIN20021125_040945_000000402011_00290_03851_9549.N1	25-NOV-2002 04:09:45	Dark	40.000	64	Gam Cen	2.2000	10600.	80	3851	No
80	GOM_NL__2PRFIN20021125_041058_000000412011_00290_03851_9550.N1	25-NOV-2002 04:10:58	Dark	40.500	99	Del Cen	2.5750	26000.	81	3851	No
81	GOM_NL__2PRFIN20021125_041220_000000382011_00290_03851_9551.N1	25-NOV-2002 04:12:20	Dark	38.000	20	Bet Cru	1.2530	30000.	76	3851	No
82	GOM_NL__2PRFIN20021125_041330_000000412011_00291_03852_9511.N1	25-NOV-2002 04:13:30	Dark	40.500	12	Alp1Cru	0.77500	30000.	81	3852	No
83	GOM_NL__2PRFIN20021125_041558_000000382011_00291_03852_9512.N1	25-NOV-2002 04:15:58	Dark	37.500	124	The Car	2.7640	30000.	75	3852	No
84	GOM_NL__2PRFIN20021125_042023_000000442011_00291_03852_9513.N1	25-NOV-2002 04:20:23	Dark	44.000	41	Eps Car	1.8600	4100.0	88	3852	No
85	GOM_NL__2PRFIN20021125_042158_000000492011_00291_03852_9514.N1	25-NOV-2002 04:21:58	Dark	49.000	34	Gam2Vel	1.7930	23000.	98	3852	No
86	GOM_NL__2PRFIN20021125_042328_000000562011_00291_03852_9515.N1	25-NOV-2002 04:23:28	Dark	55.500	70	Zet Pup	2.2460	39000.	111	3852	No
87	GOM_NL__2PRFIN20021125_042551_000000532011_00291_03852_9516.N1	25-NOV-2002 04:25:51	Dark	52.500	2	Alp Car	-0.73600	7000.0	105	3852	No
88	GOM_NL__2PRFIN20021125_042812_000001092011_00291_03852_9517.N1	25-NOV-2002 04:28:12	Dark	109.00	132	15Rho Pup	2.8030	6900.0	218	3852	No
89	GOM_NL__2PRFIN20021125_043111_000000742011_00291_03852_9518.N1	25-NOV-2002 04:31:11	Dark	74.000	23	21Eps CMa	1.5020	26000.	148	3852	No
90	GOM_NL__2PRFIN20021125_043341_000000402011_00291_03852_9519.N1	25-NOV-2002 04:33:41	Straylight	39.500	157	The1Eri	2.9060	9300.0	79	3852	No
91	GOM_NL__2PRFIN20021125_043800_000000802011_00291_03852_9520.N1	25-NOV-2002 04:38:00	Straylight	79.500	47	2Bet CMa	1.9760	28000.	159	3852	No
92	GOM_NL__2PRFIN20021125_044042_000000482011_00291_03852_9521.N1	25-NOV-2002 04:40:42	Straylight	48.000	165	34Gam Eri	2.9500	3200.0	96	3852	No
93	GOM_NL__2PRFIN20021125_044219_000000732011_00291_03852_9522.N1	25-NOV-2002 04:42:19	Straylight	73.000	56	53Kap Ori	2.0650	30000.	146	3852	No
94	GOM_NL__2PRFIN20021125_044558_000000792011_00291_03852_9523.N1	25-NOV-2002 04:45:58	Tw_i_and_stray	78.500	33	50Zet Ori	1.7660	30000.	157	3852	No
95	GOM_NL__2PRFIN20021125_045114_000000392011_00291_03852_9524.N1	25-NOV-2002 04:51:14	Bright	38.500	105	6Bet Ari	2.6450	8900.0	77	3852	No
96	GOM_NL__2PRFIN20021125_045500_000000372011_00291_03852_9525.N1	25-NOV-2002 04:55:00	Bright	36.500	173	4Bet Tri	3.0040	8900.0	73	3852	No
97	GOM_NL__2PRFIN20021125_045645_000000402011_00291_03852_9526.N1	25-NOV-2002 04:56:45	Bright	39.500	79	26Bet Per	2.3100	13100.	79	3852	No
98	GOM_NL__2PRFIN20021125_045911_000000392011_00291_03852_9527.N1	25-NOV-2002 04:59:11	Bright	38.500	175	39Del Per	3.0100	19400.	77	3852	No
99	GOM_NL__2PRFIN20021125_050153_000000372011_00291_03852_9528.N1	25-NOV-2002 05:01:53	Bright	37.000	68	18Alp Cas	2.2250	4500.0	74	3852	No
100	GOM_NL__2PRFIN20021125_050307_000000372011_00291_03852_9529.N1	25-NOV-2002 05:03:07	Bright	37.000	74	11Bet Cas	2.2680	6600.0	74	3852	No
101	GOM_NL__2PRFIN20021125_051013_000000372011_00291_03852_9530.N1	25-NOV-2002 05:10:13	Bright	37.000	49	1Alp UMi	1.9900	6300.0	74	3852	No

102	GOM_NL__2PRFIN20021125_051448_000000392011_00291_03852_9531.N1	25-NOV-2002 05:14:48	Bright	38.500	60	7Bet UMi	2.0810	3950.0	77	3852	No
103	GOM_NL__2PRFIN20021125_051709_000000372011_00291_03852_9532.N1	25-NOV-2002 05:17:09	Bright	37.000	119	14Eta Dra	2.7270	4700.0	74	3852	No
104	GOM_NL__2PRFIN20021125_052205_000000362011_00291_03852_9533.N1	25-NOV-2002 05:22:05	Bright	35.500	39	85Eta UMa	1.8540	24000.	71	3852	No
105	GOM_NL__2PRFIN20021125_052751_000000352011_00291_03852_9534.N1	25-NOV-2002 05:27:51	Bright	34.500	83		2.3780	11000.	69	3852	No
106	GOM_NL__2PRFIN20021125_053021_000000362011_00291_03852_9535.N1	25-NOV-2002 05:30:21	Bright	35.500	3	16Alp Boo	-0.050000	4250.0	71	3852	No
107	GOM_NL__2PRFIN20021125_053315_000000602011_00291_03852_9536.N1	25-NOV-2002 05:33:15	Bright	59.500	96	68Del Leo	2.5600	9300.0	119	3852	No
108	GOM_NL__2PRFIN20021125_053643_000001292011_00291_03852_9537.N1	25-NOV-2002 05:36:43	Twi_and_stray	129.00	51	41Gam1Leo	2.0100	4500.0	258	3852	No
109	GOM_NL__2PRFIN20021125_054354_000002042011_00291_03852_9538.N1	25-NOV-2002 05:43:54	Dark	203.50	22	32Alp Leo	1.3600	15200.	407	3852	No
110	GOM_NL__2PRFIN20021125_055021_000000432011_00291_03852_9539.N1	25-NOV-2002 05:50:21	Dark	42.500	64	Gam Cen	2.2000	10600.	85	3852	No
111	GOM_NL__2PRFIN20021125_055134_000000412011_00291_03852_9540.N1	25-NOV-2002 05:51:34	Dark	40.500	99	Del Cen	2.5750	26000.	81	3852	No
112	GOM_NL__2PRFIN20021125_055256_000000432011_00291_03852_9541.N1	25-NOV-2002 05:52:56	Dark	43.000	20	Bet Cru	1.2530	30000.	86	3852	No
113	GOM_NL__2PRFIN20021125_055406_000000462011_00292_03853_9520.N1	25-NOV-2002 05:54:06	Dark	45.500	12	Alp1Cru	0.77500	30000.	91	3853	No
114	GOM_NL__2PRFIN20021125_055635_000000392011_00292_03853_9521.N1	25-NOV-2002 05:56:35	Dark	38.500	124	The Car	2.7640	30000.	77	3853	No
115	GOM_NL__2PRFIN20021125_060059_000000422011_00292_03853_9522.N1	25-NOV-2002 06:00:59	Dark	42.000	41	Eps Car	1.8600	4100.0	84	3853	No
116	GOM_NL__2PRFIN20021125_060235_000000512011_00292_03853_9523.N1	25-NOV-2002 06:02:35	Dark	50.500	34	Gam2Vel	1.7930	23000.	101	3853	No
117	GOM_NL__2PRFIN20021125_060405_000000582011_00292_03853_9524.N1	25-NOV-2002 06:04:05	Dark	58.000	70	Zet Pup	2.2460	39000.	116	3853	No
118	GOM_NL__2PRFIN20021125_060628_000000592011_00292_03853_9525.N1	25-NOV-2002 06:06:28	Dark	59.000	2	Alp Car	-0.73600	7000.0	118	3853	No
119	GOM_NL__2PRFIN20021125_060849_000001082011_00292_03853_9526.N1	25-NOV-2002 06:08:49	Dark	108.00	132	15Rho Pup	2.8030	6900.0	216	3853	No
120	GOM_NL__2PRFIN20021125_061148_000000712011_00292_03853_9527.N1	25-NOV-2002 06:11:48	Dark	70.500	23	21Eps CMa	1.5020	26000.	141	3853	No
121	GOM_NL__2PRFIN20021125_061417_000000402011_00292_03853_9528.N1	25-NOV-2002 06:14:17	Straylight	39.500	157	The1Eri	2.9060	9300.0	79	3853	No
122	GOM_NL__2PRFIN20021125_061836_000000832011_00292_03853_9529.N1	25-NOV-2002 06:18:36	Straylight	82.500	47	2Bet CMa	1.9760	28000.	165	3853	No
123	GOM_NL__2PRFIN20021125_062118_000000522011_00292_03853_9530.N1	25-NOV-2002 06:21:18	Straylight	51.500	165	34Gam Eri	2.9500	3200.0	103	3853	No
124	GOM_NL__2PRFIN20021125_062254_000000752011_00292_03853_9531.N1	25-NOV-2002 06:22:54	Straylight	75.000	56	53Kap Ori	2.0650	30000.	150	3853	No
125	GOM_NL__2PRFIN20021125_062633_000000772011_00292_03853_9532.N1	25-NOV-2002 06:26:33	Twi_and_stray	76.500	33	50Zet Ori	1.7660	30000.	153	3853	No
126	GOM_NL__2PRFIN20021125_063150_000000392011_00292_03853_9533.N1	25-NOV-2002 06:31:50	Bright	38.500	105	6Bet Ari	2.6450	8900.0	77	3853	No
127	GOM_NL__2PRFIN20021125_063536_000000372011_00292_03853_9534.N1	25-NOV-2002 06:35:36	Bright	36.500	173	4Bet Tri	3.0040	8900.0	73	3853	No
128	GOM_NL__2PRFIN20021125_063721_000000392011_00292_03853_9535.N1	25-NOV-2002 06:37:21	Bright	39.000	79	26Bet Per	2.3100	13100.	78	3853	No
129	GOM_NL__2PRFIN20021125_063946_000000392011_00292_03853_9536.N1	25-NOV-2002 06:39:46	Bright	39.000	175	39Del Per	3.0100	19400.	78	3853	No
130	GOM_NL__2PRFIN20021125_064229_000000382011_00292_03853_9537.N1	25-NOV-2002 06:42:29	Bright	38.000	68	18Alp Cas	2.2250	4500.0	76	3853	No
131	GOM_NL__2PRFIN20021125_064343_000000382011_00292_03853_9538.N1	25-NOV-2002 06:43:43	Bright	37.500	74	11Bet Cas	2.2680	6600.0	75	3853	No
132	GOM_NL__2PRFIN20021125_065050_000000372011_00292_03853_9539.N1	25-NOV-2002 06:50:50	Bright	36.500	49	1Alp UMi	1.9900	6300.0	73	3853	No
133	GOM_NL__2PRFIN20021125_065524_000000352011_00292_03853_9540.N1	25-NOV-2002 06:55:24	Bright	34.500	60	7Bet UMi	2.0810	3950.0	69	3853	No
134	GOM_NL__2PRFIN20021125_065745_000000352011_00292_03853_9541.N1	25-NOV-2002 06:57:45	Bright	34.500	119	14Eta Dra	2.7270	4700.0	69	3853	No
135	GOM_NL__2PRFIN20021125_070242_000000382011_00292_03853_9542.N1	25-NOV-2002 07:02:42	Bright	38.000	39	85Eta UMa	1.8540	24000.	76	3853	No
136	GOM_NL__2PRFIN20021125_070827_000000352011_00292_03853_9543.N1	25-NOV-2002 07:08:27	Bright	35.000	83		2.3780	11000.	70	3853	No
137	GOM_NL__2PRFIN20021125_071057_000000352011_00292_03853_9544.N1	25-NOV-2002 07:10:57	Bright	35.000	3	16Alp Boo	-0.050000	4250.0	70	3853	No
138	GOM_NL__2PRFIN20021125_071351_000000612011_00292_03853_9545.N1	25-NOV-2002 07:13:51	Bright	60.500	96	68Del Leo	2.5600	9300.0	121	3853	No
139	GOM_NL__2PRFIN20021125_071720_000001322011_00292_03853_9546.N1	25-NOV-2002 07:17:20	Twi_and_stray	131.50	51	41Gam1Leo	2.0100	4500.0	263	3853	No
140	GOM_NL__2PRFIN20021125_072434_000002252011_00292_03853_9547.N1	25-NOV-2002 07:24:34	Dark	224.50	22	32Alp Leo	1.3600	15200.	449	3853	No
141	GOM_NL__2PRFIN20021125_073057_000000422011_00292_03853_9548.N1	25-NOV-2002 07:30:57	Dark	42.000	64	Gam Cen	2.2000	10600.	84	3853	No
142	GOM_NL__2PRFIN20021125_073211_000000392011_00292_03853_9549.N1	25-NOV-2002 07:32:11	Dark	39.000	99	Del Cen	2.5750	26000.	78	3853	No
143	GOM_NL__2PRFIN20021125_073332_000000392011_00292_03853_9550.N1	25-NOV-2002 07:33:32	Dark	39.000	20	Bet Cru	1.2530	30000.	78	3853	No
144	GOM_NL__2PRFIN20021125_073442_000000442011_00293_03854_9518.N1	25-NOV-2002 07:34:42	Dark	44.000	12	Alp1Cru	0.77500	30000.	88	3854	No
145	GOM_NL__2PRFIN20021125_073711_000000392011_00293_03854_9519.N1	25-NOV-2002 07:37:11	Dark	39.000	124	The Car	2.7640	30000.	78	3854	No
146	GOM_NL__2PRFIN20021125_074136_000000442011_00293_03854_9520.N1	25-NOV-2002 07:41:36	Dark	44.000	41	Eps Car	1.8600	4100.0	88	3854	No
147	GOM_NL__2PRFIN20021125_074312_000000532011_00293_03854_9521.N1	25-NOV-2002 07:43:12	Dark	53.000	34	Gam2Vel	1.7930	23000.	106	3854	No
148	GOM_NL__2PRFIN20021125_074442_000000562011_00293_03854_9522.N1	25-NOV-2002 07:44:42	Dark	56.000	70	Zet Pup	2.2460	39000.	112	3854	No
149	GOM_NL__2PRFIN20021125_074704_000000592011_00293_03854_9523.N1	25-NOV-2002 07:47:04	Dark	59.000	2	Alp Car	-0.73600	7000.0	118	3854	No
150	GOM_NL__2PRFIN20021125_074927_000001092011_00293_03854_9524.N1	25-NOV-2002 07:49:27	Dark	108.50	132	15Rho Pup	2.8030	6900.0	217	3854	No
151	GOM_NL__2PRFIN20021125_075225_000000712011_00293_03854_9525.N1	25-NOV-2002 07:52:25	Dark	70.500	23	21Eps CMa	1.5020	26000.	141	3854	No
152	GOM_NL__2PRFIN20021125_075453_000000382011_00293_03854_9526.N1	25-NOV-2002 07:54:53	Straylight	38.000	157	The1Eri	2.9060	9300.0	76	3854	No
153	GOM_NL__2PRFIN20021125_075913_000000822011_00293_03854_9527.N1	25-NOV-2002 07:59:13	Straylight	82.000	47	2Bet CMa	1.9760	28000.	164	3854	No
154	GOM_NL__2PRFIN20021125_080154_000000482011_00293_03854_9528.N1	25-NOV-2002 08:01:54	Straylight	48.000	165	34Gam Eri	2.9500	3200.0	96	3854	No
155	GOM_NL__2PRFIN20021125_080330_000000792011_00293_03854_9529.N1	25-NOV-2002 08:03:30	Straylight	78.500	56	53Kap Ori	2.0650	30000.	157	3854	No
156	GOM_NL__2PRFIN20021125_080709_000000792011_00293_03854_9530.N1	25-NOV-2002 08:07:09	Twi_and_stray	79.000	33	50Zet Ori	1.7660	30000.	158	3854	No
157	GOM_NL__2PRFIN20021125_081226_000000372011_00293_03854_9531.N1	25-NOV-2002 08:12:26	Bright	37.000	105	6Bet Ari	2.6450	8900.0	74	3854	No
158	GOM_NL__2PRFIN20021125_081612_000000362011_00293_03854_9532.N1	25-NOV-2002 08:16:12	Bright	36.000	173	4Bet Tri	3.0040	8900.0	72	3854	No
159	GOM_NL__2PRFIN20021125_081757_000000392011_00293_03854_9533.N1	25-NOV-2002 08:17:57	Bright	38.500	79	26Bet Per	2.3100	13100.	77	3854	No
160	GOM_NL__2PRFIN20021125_082022_000000402011_00293_03854_9534.N1	25-NOV-2002 08:20:22	Bright	39.500	175	39Del Per	3.0100	19400.	79	3854	No



161	GOM_NL__2PRFIN20021125_082305_000000382011_00293_03854_9535.N1	25-NOV-2002 08:23:05	Bright	37.500	68	18Alp Cas	2.2250	4500.0	75	3854	No
162	GOM_NL__2PRFIN20021125_082420_000000372011_00293_03854_9536.N1	25-NOV-2002 08:24:20	Bright	37.000	74	11Bet Cas	2.2680	6600.0	74	3854	No
163	GOM_NL__2PRFIN20021125_083126_000000362011_00293_03854_9537.N1	25-NOV-2002 08:31:26	Bright	35.500	49	1Alp UMi	1.9900	6300.0	71	3854	No
164	GOM_NL__2PRFIN20021125_083601_000000382011_00293_03854_9538.N1	25-NOV-2002 08:36:01	Bright	38.000	60	7Bet UMi	2.0810	3950.0	76	3854	No
165	GOM_NL__2PRFIN20021125_083822_000000362011_00293_03854_9539.N1	25-NOV-2002 08:38:22	Bright	36.000	119	14Eta Dra	2.7270	4700.0	72	3854	No
166	GOM_NL__2PRFIN20021125_084318_000000382011_00293_03854_9540.N1	25-NOV-2002 08:43:18	Bright	38.000	39	85Eta UMa	1.8540	24000.	76	3854	No
167	GOM_NL__2PRFIN20021125_084605_000000342011_00293_03854_9541.N1	25-NOV-2002 08:46:05	Bright	33.500	180	27Gam Boo	3.0400	8000.0	67	3854	No
168	GOM_NL__2PRFIN20021125_084904_000000352011_00293_03854_9542.N1	25-NOV-2002 08:49:04	Bright	34.500	83		2.3780	11000.	69	3854	No
169	GOM_NL__2PRFIN20021125_085134_000000352011_00293_03854_9543.N1	25-NOV-2002 08:51:34	Bright	35.000	3	16Alp Boo	-0.050000	4250.0	70	3854	No
170	GOM_NL__2PRFIN20021125_085428_000000612011_00293_03854_9544.N1	25-NOV-2002 08:54:28	Bright	61.000	96	68Del Leo	2.5600	9300.0	122	3854	No
171	GOM_NL__2PRFIN20021125_085758_000001292011_00293_03854_9545.N1	25-NOV-2002 08:57:58	Tw_i_and_stray	128.50	51	41Gam1Leo	2.0100	4500.0	257	3854	No
172	GOM_NL__2PRFIN20021125_090514_000002192011_00293_03854_9546.N1	25-NOV-2002 09:05:14	Dark	218.50	22	32Alp Leo	1.3600	15200.	437	3854	No
173	GOM_NL__2PRFIN20021125_091134_000000402011_00293_03854_9547.N1	25-NOV-2002 09:11:34	Dark	39.500	64	Gam Cen	2.2000	10600.	79	3854	No
174	GOM_NL__2PRFIN20021125_091248_000000392011_00293_03854_9548.N1	25-NOV-2002 09:12:48	Dark	39.000	99	Del Cen	2.5750	26000.	78	3854	No
175	GOM_NL__2PRFIN20021125_091409_000000392011_00293_03854_9549.N1	25-NOV-2002 09:14:09	Dark	38.500	20	Bet Cru	1.2530	30000.	77	3854	No
176	GOM_NL__2PRFIN20021125_091518_000000402011_00294_03855_9977.N1	25-NOV-2002 09:15:18	Dark	39.500	12	Alp1Cru	0.77500	30000.	79	3855	No
177	GOM_NL__2PRFIN20021125_091747_000000392011_00294_03855_9978.N1	25-NOV-2002 09:17:47	Dark	39.000	124	The Car	2.7640	30000.	78	3855	No
178	GOM_NL__2PRFIN20021125_092213_000000432011_00294_03855_9979.N1	25-NOV-2002 09:22:13	Dark	42.500	41	Eps Car	1.8600	4100.0	85	3855	No
179	GOM_NL__2PRFIN20021125_092349_000000492011_00294_03855_9980.N1	25-NOV-2002 09:23:49	Dark	49.000	34	Gam2Vel	1.7930	23000.	98	3855	No
180	GOM_NL__2PRFIN20021125_092519_000000572011_00294_03855_9981.N1	25-NOV-2002 09:25:19	Dark	57.000	70	Zet Pup	2.2460	39000.	114	3855	No
181	GOM_NL__2PRFIN20021125_092741_000000472011_00294_03855_9982.N1	25-NOV-2002 09:27:41	Dark	47.000	2	Alp Car	-0.73600	7000.0	94	3855	No
182	GOM_NL__2PRFIN20021125_141707_000000442011_00297_03858_1739.N1	25-NOV-2002 14:17:07	Dark	44.000	12	Alp1Cru	0.77500	30000.	88	3858	No
183	GOM_NL__2PRFIN20021125_141937_000000382011_00297_03858_1740.N1	25-NOV-2002 14:19:37	Dark	38.000	124	The Car	2.7640	30000.	76	3858	No
184	GOM_NL__2PRFIN20021125_142403_000000442011_00297_03858_1741.N1	25-NOV-2002 14:24:03	Dark	44.000	41	Eps Car	1.8600	4100.0	88	3858	No
185	GOM_NL__2PRFIN20021125_142540_000000492011_00297_03858_1742.N1	25-NOV-2002 14:25:40	Dark	48.500	34	Gam2Vel	1.7930	23000.	97	3858	No
186	GOM_NL__2PRFIN20021125_142711_000000572011_00297_03858_1743.N1	25-NOV-2002 14:27:11	Dark	57.000	70	Zet Pup	2.2460	39000.	114	3858	No
187	GOM_NL__2PRFIN20021125_142931_000000572011_00297_03858_1744.N1	25-NOV-2002 14:29:31	Dark	56.500	2	Alp Car	-0.73600	7000.0	113	3858	No
188	GOM_NL__2PRFIN20021125_143452_000000802011_00297_03858_1745.N1	25-NOV-2002 14:34:52	Dark	80.000	23	21Eps CMa	1.5020	26000.	160	3858	No
189	GOM_NL__2PRFIN20021125_143718_000000402011_00297_03858_1746.N1	25-NOV-2002 14:37:18	Straylight	40.000	157	The1Eri	2.9060	9300.0	80	3858	No
190	GOM_NL__2PRFIN20021125_144209_000001192011_00297_03858_1747.N1	25-NOV-2002 14:42:09	Straylight	118.50	1	9Alp CMa	-1.4400	11000.	237	3858	No
191	GOM_NL__2PRFIN20021125_144610_000000682011_00297_03858_1748.N1	25-NOV-2002 14:46:10	Straylight	67.500	7	19Bet Ori	0.10000	14000.	135	3858	No
192	GOM_NL__2PRFIN20021125_144942_000000712011_00297_03858_1749.N1	25-NOV-2002 14:49:42	Tw_i_and_stray	70.500	30	46Eps Ori	1.6940	30000.	141	3858	No
193	GOM_NL__2PRFIN20021125_145451_000000352011_00297_03858_1750.N1	25-NOV-2002 14:54:51	Bright	35.000	105	6Bet Ari	2.6450	8900.0	70	3858	No
194	GOM_NL__2PRFIN20021125_145835_000000372011_00297_03858_1751.N1	25-NOV-2002 14:58:35	Bright	36.500	173	4Bet Tri	3.0040	8900.0	73	3858	No
195	GOM_NL__2PRFIN20021125_150018_000000412011_00297_03858_1752.N1	25-NOV-2002 15:00:18	Bright	40.500	79	26Bet Per	2.3100	13100.	81	3858	No
196	GOM_NL__2PRFIN20021125_150243_000000412011_00297_03858_1753.N1	25-NOV-2002 15:02:43	Bright	40.500	175	39Del Per	3.0100	19400.	81	3858	No
197	GOM_NL__2PRFIN20021125_150530_000000382011_00297_03858_1754.N1	25-NOV-2002 15:05:30	Bright	38.000	68	18Alp Cas	2.2250	4500.0	76	3858	No
198	GOM_NL__2PRFIN20021125_150644_000000352011_00297_03858_1755.N1	25-NOV-2002 15:06:44	Bright	34.500	74	11Bet Cas	2.2680	6600.0	69	3858	No
199	GOM_NL__2PRFIN20021125_151348_000000372011_00297_03858_1756.N1	25-NOV-2002 15:13:48	Bright	37.000	49	1Alp UMi	1.9900	6300.0	74	3858	No
200	GOM_NL__2PRFIN20021125_151823_000000382011_00297_03858_1757.N1	25-NOV-2002 15:18:23	Bright	38.000	60	7Bet UMi	2.0810	3950.0	76	3858	No
201	GOM_NL__2PRFIN20021125_152046_000000372011_00297_03858_1758.N1	25-NOV-2002 15:20:46	Bright	36.500	119	14Eta Dra	2.7270	4700.0	73	3858	No
202	GOM_NL__2PRFIN20021125_152231_000000462011_00297_03858_1759.N1	25-NOV-2002 15:22:31	Bright	45.500	82	48Bet UMa	2.3650	10600.	91	3858	No
203	GOM_NL__2PRFIN20021125_152406_000000392011_00297_03858_1760.N1	25-NOV-2002 15:24:06	Bright	38.500	55	79Zet UMa	2.0600	10200.	77	3858	No
204	GOM_NL__2PRFIN20021125_152540_000000392011_00297_03858_1761.N1	25-NOV-2002 15:25:40	Bright	38.500	39	85Eta UMa	1.8540	24000.	77	3858	No
205	GOM_NL__2PRFIN20021125_152828_000000362011_00297_03858_1762.N1	25-NOV-2002 15:28:28	Bright	36.000	180	27Gam Boo	3.0400	8000.0	72	3858	No
206	GOM_NL__2PRFIN20021125_153126_000000362011_00297_03858_1763.N1	25-NOV-2002 15:31:26	Bright	36.000	83		2.3780	11000.	72	3858	No
207	GOM_NL__2PRFIN20021125_153356_000000362011_00297_03858_1764.N1	25-NOV-2002 15:33:56	Bright	36.000	3	16Alp Boo	-0.050000	4250.0	72	3858	No
208	GOM_NL__2PRFIN20021125_153653_000000852011_00297_03858_1765.N1	25-NOV-2002 15:36:53	Bright	85.000	96	68Del Leo	2.5600	9300.0	170	3858	No
209	GOM_NL__2PRFIN20021125_154028_000001162011_00297_03858_1766.N1	25-NOV-2002 15:40:28	Tw_i_and_stray	115.50	51	41Gam1Leo	2.0100	4500.0	231	3858	No
210	GOM_NL__2PRFIN20021125_154558_000000452011_00297_03858_1767.N1	25-NOV-2002 15:45:58	Tw_i_and_stray	45.000	163	7Del Crv	2.9450	11000.	90	3858	No
211	GOM_NL__2PRFIN20021125_154754_000002362011_00297_03858_1768.N1	25-NOV-2002 15:47:54	Dark	235.50	22	32Alp Leo	1.3600	15200.	471	3858	No
212	GOM_NL__2PRFIN20021125_155357_000000442011_00297_03858_1769.N1	25-NOV-2002 15:53:57	Dark	44.000	64	Gam Cen	2.2000	10600.	88	3858	No
213	GOM_NL__2PRFIN20021125_155512_000000412011_00297_03858_1770.N1	25-NOV-2002 15:55:12	Dark	40.500	99	Del Cen	2.5750	26000.	81	3858	No
214	GOM_NL__2PRFIN20021125_155633_000000402011_00297_03858_1771.N1	25-NOV-2002 15:56:33	Dark	40.000	20	Bet Cru	1.2530	30000.	80	3858	No
215	GOM_NL__2PRFIN20021125_155743_000000472011_00298_03859_1739.N1	25-NOV-2002 15:57:43	Dark	46.500	12	Alp1Cru	0.77500	30000.	93	3859	No
216	GOM_NL__2PRFIN20021125_160012_000000402011_00298_03859_1740.N1	25-NOV-2002 16:00:12	Dark	40.000	124	The Car	2.7640	30000.	80	3859	No
217	GOM_NL__2PRFIN20021125_160438_000000502011_00298_03859_1741.N1	25-NOV-2002 16:04:38	Dark	49.500	41	Eps Car	1.8600	4100.0	99	3859	No
218	GOM_NL__2PRFIN20021125_160613_000000522011_00298_03859_1742.N1	25-NOV-2002 16:06:13	Dark	52.000	34	Gam2Vel	1.7930	23000.	104	3859	No
219	GOM_NL__2PRFIN20021125_160746_000000612011_00298_03859_1743.N1	25-NOV-2002 16:07:46	Dark	60.500	70	Zet Pup	2.2460	39000.	121	3859	No

220	GOM_NL__2PRFIN20021125_161005_000000492011_00298_03859_1744.N1	25-NOV-2002 16:10:05	Dark	49.000	2	Alp Car	-0.73600	7000.0	98	3859	No
221	GOM_NL__2PRFIN20021125_161527_000000772011_00298_03859_1745.N1	25-NOV-2002 16:15:27	Dark	76.500	23	21Eps CMa	1.5020	26000.	153	3859	No
222	GOM_NL__2PRFIN20021125_161753_000000412011_00298_03859_1746.N1	25-NOV-2002 16:17:53	Straylight	40.500	157	The1Eri	2.9060	9300.0	81	3859	No
223	GOM_NL__2PRFIN20021125_162244_000001052011_00298_03859_1747.N1	25-NOV-2002 16:22:44	Straylight	105.00	1	9Alp CMa	-1.4400	11000.	210	3859	No
224	GOM_NL__2PRFIN20021125_162644_000000702011_00298_03859_1748.N1	25-NOV-2002 16:26:44	Straylight	69.500	7	19Bet Ori	0.10000	14000.	139	3859	No
225	GOM_NL__2PRFIN20021125_163016_000000722011_00298_03859_1749.N1	25-NOV-2002 16:30:16	Tw_i_and_stray	71.500	30	46Eps Ori	1.6940	30000.	143	3859	No
226	GOM_NL__2PRFIN20021125_163526_000000382011_00298_03859_1750.N1	25-NOV-2002 16:35:26	Bright	37.500	105	6Bet Ari	2.6450	8900.0	75	3859	No
227	GOM_NL__2PRFIN20021125_163911_000000372011_00298_03859_1751.N1	25-NOV-2002 16:39:11	Bright	37.000	173	4Bet Tri	3.0040	8900.0	74	3859	No
228	GOM_NL__2PRFIN20021125_164054_000000402011_00298_03859_1752.N1	25-NOV-2002 16:40:54	Bright	40.000	79	26Bet Per	2.3100	13100.	80	3859	No
229	GOM_NL__2PRFIN20021125_164319_000000402011_00298_03859_1753.N1	25-NOV-2002 16:43:19	Bright	40.000	175	39Del Per	3.0100	19400.	80	3859	No
230	GOM_NL__2PRFIN20021125_164606_000000382011_00298_03859_1754.N1	25-NOV-2002 16:46:06	Bright	37.500	68	18Alp Cas	2.2250	4500.0	75	3859	No
231	GOM_NL__2PRFIN20021125_164720_000000382011_00298_03859_1755.N1	25-NOV-2002 16:47:20	Bright	38.000	74	11Bet Cas	2.2680	6600.0	76	3859	No
232	GOM_NL__2PRFIN20021125_165424_000000392011_00298_03859_1756.N1	25-NOV-2002 16:54:24	Bright	38.500	49	1Alp UMi	1.9900	6300.0	77	3859	No
233	GOM_NL__2PRFIN20021125_165858_000000402011_00298_03859_1757.N1	25-NOV-2002 16:58:58	Bright	39.500	60	7Bet UMi	2.0810	3950.0	79	3859	No
234	GOM_NL__2PRFIN20021125_170122_000000382011_00298_03859_1758.N1	25-NOV-2002 17:01:22	Bright	37.500	119	14Eta Dra	2.7270	4700.0	75	3859	No
235	GOM_NL__2PRFIN20021125_170307_000000442011_00298_03859_1759.N1	25-NOV-2002 17:03:07	Bright	44.000	82	48Bet UMa	2.3650	10600.	88	3859	No
236	GOM_NL__2PRFIN20021125_170442_000000402011_00298_03859_1760.N1	25-NOV-2002 17:04:42	Bright	40.000	55	79Zet UMa	2.0600	10200.	80	3859	No
237	GOM_NL__2PRFIN20021125_170616_000000392011_00298_03859_1761.N1	25-NOV-2002 17:06:16	Bright	38.500	39	85Eta UMa	1.8540	24000.	77	3859	No
238	GOM_NL__2PRFIN20021125_170904_000000362011_00298_03859_1762.N1	25-NOV-2002 17:09:04	Bright	35.500	180	27Gam Boo	3.0400	8000.0	71	3859	No
239	GOM_NL__2PRFIN20021125_171202_000000362011_00298_03859_1763.N1	25-NOV-2002 17:12:02	Bright	36.000	83		2.3780	11000.	72	3859	No
240	GOM_NL__2PRFIN20021125_171432_000000372011_00298_03859_1764.N1	25-NOV-2002 17:14:32	Bright	37.000	3	16Alp Boo	-0.050000	4250.0	74	3859	No
241	GOM_NL__2PRFIN20021125_171730_000000602011_00298_03859_1765.N1	25-NOV-2002 17:17:30	Bright	59.500	96	68Del Leo	2.5600	9300.0	119	3859	No
242	GOM_NL__2PRFIN20021125_172105_000001422011_00298_03859_1766.N1	25-NOV-2002 17:21:05	Tw_i_and_stray	141.50	51	41Gam1Leo	2.0100	4500.0	283	3859	No
243	GOM_NL__2PRFIN20021125_172636_000000462011_00298_03859_1767.N1	25-NOV-2002 17:26:36	Tw_i_and_stray	46.000	163	7Del Crv	2.9450	11000.	92	3859	No
244	GOM_NL__2PRFIN20021125_172834_000002502011_00298_03859_1768.N1	25-NOV-2002 17:28:34	Dark	249.50	22	32Alp Leo	1.3600	15200.	499	3859	No
245	GOM_NL__2PRFIN20021125_173434_000000412011_00298_03859_1769.N1	25-NOV-2002 17:34:34	Dark	41.000	64	Gam Cen	2.2000	10600.	82	3859	No
246	GOM_NL__2PRFIN20021125_173548_000000392011_00298_03859_1770.N1	25-NOV-2002 17:35:48	Dark	39.000	99	Del Cen	2.5750	26000.	78	3859	No
247	GOM_NL__2PRFIN20021125_173709_000000462011_00298_03859_1771.N1	25-NOV-2002 17:37:09	Dark	45.500	20	Bet Cru	1.2530	30000.	91	3859	No
248	GOM_NL__2PRFIN20021125_173819_000000392011_00299_03860_1777.N1	25-NOV-2002 17:38:19	Dark	38.500	12	Alp1Cru	0.77500	30000.	77	3860	No
249	GOM_NL__2PRFIN20021125_174048_000000402011_00299_03860_1778.N1	25-NOV-2002 17:40:48	Dark	39.500	124	The Car	2.7640	30000.	79	3860	No
250	GOM_NL__2PRFIN20021125_174514_000000492011_00299_03860_1779.N1	25-NOV-2002 17:45:14	Dark	48.500	41	Eps Car	1.8600	4100.0	97	3860	No
251	GOM_NL__2PRFIN20021125_174652_000000532011_00299_03860_1780.N1	25-NOV-2002 17:46:52	Dark	53.000	34	Gam2Vel	1.7930	23000.	106	3860	No
252	GOM_NL__2PRFIN20021125_174823_000000582011_00299_03860_1781.N1	25-NOV-2002 17:48:23	Dark	58.000	70	Zet Pup	2.2460	39000.	116	3860	No
253	GOM_NL__2PRFIN20021125_175042_000000592011_00299_03860_1782.N1	25-NOV-2002 17:50:42	Dark	59.000	2	Alp Car	-0.73600	7000.0	118	3860	No
254	GOM_NL__2PRFIN20021125_175426_000000792011_00299_03860_1783.N1	25-NOV-2002 17:54:26	Dark	78.500	88	31Eta CMa	2.4480	20000.	157	3860	No
255	GOM_NL__2PRFIN20021125_175644_000000892011_00299_03860_1784.N1	25-NOV-2002 17:56:44	Dark	89.000	37	25Del CMa	1.8300	5900.0	178	3860	No
256	GOM_NL__2PRFIN20021125_180248_000000872011_00299_03860_1785.N1	25-NOV-2002 18:02:48	Straylight	86.500	47	2Bet CMa	1.9760	28000.	173	3860	No
257	GOM_NL__2PRFIN20021125_180529_000000492011_00299_03860_1786.N1	25-NOV-2002 18:05:29	Straylight	49.000	165	34Gam Eri	2.9500	3200.0	98	3860	No
258	GOM_NL__2PRFIN20021125_180720_000000682011_00299_03860_1787.N1	25-NOV-2002 18:07:20	Straylight	68.000	7	19Bet Ori	0.10000	14000.	136	3860	No
259	GOM_NL__2PRFIN20021125_181052_000000722011_00299_03860_1788.N1	25-NOV-2002 18:10:52	Tw_i_and_stray	71.500	30	46Eps Ori	1.6940	30000.	143	3860	No
260	GOM_NL__2PRFIN20021125_181347_000000742011_00299_03860_1789.N1	25-NOV-2002 18:13:47	Bright	73.500	27	24Gam Ori	1.6360	26000.	147	3860	No
261	GOM_NL__2PRFIN20021125_181947_000000372011_00299_03860_1790.N1	25-NOV-2002 18:19:47	Bright	37.000	173	4Bet Tri	3.0040	8900.0	74	3860	No
262	GOM_NL__2PRFIN20021125_182131_000000392011_00299_03860_1791.N1	25-NOV-2002 18:21:31	Bright	39.000	79	26Bet Per	2.3100	13100.	78	3860	No
263	GOM_NL__2PRFIN20021125_182355_000000412011_00299_03860_1792.N1	25-NOV-2002 18:23:55	Bright	40.500	175	39Del Per	3.0100	19400.	81	3860	No
264	GOM_NL__2PRFIN20021125_182642_000000382011_00299_03860_1793.N1	25-NOV-2002 18:26:42	Bright	38.000	68	18Alp Cas	2.2250	4500.0	76	3860	No
265	GOM_NL__2PRFIN20021125_182757_000000362011_00299_03860_1794.N1	25-NOV-2002 18:27:57	Bright	36.000	74	11Bet Cas	2.2680	6600.0	72	3860	No
266	GOM_NL__2PRFIN20021125_183500_000000382011_00299_03860_1795.N1	25-NOV-2002 18:35:00	Bright	38.000	49	1Alp UMi	1.9900	6300.0	76	3860	No
267	GOM_NL__2PRFIN20021125_183936_000000392011_00299_03860_1796.N1	25-NOV-2002 18:39:36	Bright	38.500	60	7Bet UMi	2.0810	3950.0	77	3860	No
268	GOM_NL__2PRFIN20021125_184158_000000372011_00299_03860_1797.N1	25-NOV-2002 18:41:58	Bright	37.000	119	14Eta Dra	2.7270	4700.0	74	3860	No
269	GOM_NL__2PRFIN20021125_184342_000000462011_00299_03860_1798.N1	25-NOV-2002 18:43:42	Bright	45.500	82	48Bet UMa	2.3650	10600.	91	3860	No
270	GOM_NL__2PRFIN20021125_184518_000000392011_00299_03860_1799.N1	25-NOV-2002 18:45:18	Bright	39.000	55	79Zet UMa	2.0600	10200.	78	3860	No
271	GOM_NL__2PRFIN20021125_184652_000000402011_00299_03860_1800.N1	25-NOV-2002 18:46:52	Bright	40.000	39	85Eta UMa	1.8540	24000.	80	3860	No
272	GOM_NL__2PRFIN20021125_184940_000000362011_00299_03860_1801.N1	25-NOV-2002 18:49:40	Bright	36.000	180	27Gam Boo	3.0400	8000.0	72	3860	No
273	GOM_NL__2PRFIN20021125_185239_000000372011_00299_03860_1802.N1	25-NOV-2002 18:52:39	Bright	36.500	83		2.3780	11000.	73	3860	No
274	GOM_NL__2PRFIN20021125_185509_000000362011_00299_03860_1803.N1	25-NOV-2002 18:55:09	Bright	36.000	3	16Alp Boo	-0.050000	4250.0	72	3860	No
275	GOM_NL__2PRFIN20021125_185807_000000622011_00299_03860_1804.N1	25-NOV-2002 18:58:07	Bright	62.000	96	68Del Leo	2.5600	9300.0	124	3860	No
276	GOM_NL__2PRFIN20021125_190143_000001262011_00299_03860_1805.N1	25-NOV-2002 19:01:43	Tw_i_and_stray	125.50	51	41Gam1Leo	2.0100	4500.0	251	3860	No
277	GOM_NL__2PRFIN20021125_190713_000000472011_00299_03860_1806.N1	25-NOV-2002 19:07:13	Tw_i_and_stray	46.500	163	7Del Crv	2.9450	11000.	93	3860	No
278	GOM_NL__2PRFIN20021125_190915_000002552011_00299_03860_1807.N1	25-NOV-2002 19:09:15	Dark	254.50	22	32Alp Leo	1.3600	15200.	509	3860	No

279	GOM_NL__2PRFIN20021125_191510_000000412011_00299_03860_1808.N1	25-NOV-2002 19:15:10	Dark	41.000	64	Gam Cen	2.2000	10600.	82	3860	No
280	GOM_NL__2PRFIN20021125_191625_000000422011_00299_03860_1809.N1	25-NOV-2002 19:16:25	Dark	42.000	99	Del Cen	2.5750	26000.	84	3860	No
281	GOM_NL__2PRFIN20021125_191745_000000392011_00299_03860_1810.N1	25-NOV-2002 19:17:45	Dark	38.500	20	Bet Cru	1.2530	30000.	77	3860	No
282	GOM_NL__2PRFIN20021125_191855_000000472011_00300_03861_1759.N1	25-NOV-2002 19:18:55	Dark	47.000	12	Alp1Cru	0.77500	30000.	94	3861	No
283	GOM_NL__2PRFIN20021125_192125_000000382011_00300_03861_1760.N1	25-NOV-2002 19:21:25	Dark	38.000	124	The Car	2.7640	30000.	76	3861	No
284	GOM_NL__2PRFIN20021125_192551_000000452011_00300_03861_1761.N1	25-NOV-2002 19:25:51	Dark	45.000	41	Eps Car	1.8600	4100.0	90	3861	No
285	GOM_NL__2PRFIN20021125_192728_000000522011_00300_03861_1762.N1	25-NOV-2002 19:27:28	Dark	52.000	34	Gam2Vel	1.7930	23000.	104	3861	No
286	GOM_NL__2PRFIN20021125_192858_000000592011_00300_03861_1763.N1	25-NOV-2002 19:28:58	Dark	58.500	70	Zet Pup	2.2460	39000.	117	3861	No
287	GOM_NL__2PRFIN20021125_193116_000000592011_00300_03861_1764.N1	25-NOV-2002 19:31:16	Dark	58.500	2	Alp Car	-0.73600	7000.0	117	3861	No
288	GOM_NL__2PRFIN20021125_193503_000000802011_00300_03861_1765.N1	25-NOV-2002 19:35:03	Dark	80.000	88	31Eta CMa	2.4480	20000.	160	3861	No
289	GOM_NL__2PRFIN20021125_193720_000000942011_00300_03861_1766.N1	25-NOV-2002 19:37:20	Dark	94.000	37	25Del CMa	1.8300	5900.0	188	3861	No
290	GOM_NL__2PRFIN20021125_194324_000000832011_00300_03861_1767.N1	25-NOV-2002 19:43:24	Straylight	83.000	47	2Bet CMa	1.9760	28000.	166	3861	No
291	GOM_NL__2PRFIN20021125_194605_000000502011_00300_03861_1768.N1	25-NOV-2002 19:46:05	Straylight	49.500	165	34Gam Eri	2.9500	3200.0	99	3861	No
292	GOM_NL__2PRFIN20021125_194755_000000752011_00300_03861_1769.N1	25-NOV-2002 19:47:55	Straylight	74.500	7	19Bet Ori	0.10000	14000.	149	3861	No
293	GOM_NL__2PRFIN20021125_195126_000000732011_00300_03861_1770.N1	25-NOV-2002 19:51:26	Tw_i_and_stray	73.000	30	46Eps Ori	1.6940	30000.	146	3861	No
294	GOM_NL__2PRFIN20021125_195421_000000862011_00300_03861_1771.N1	25-NOV-2002 19:54:21	Bright	85.500	27	24Gam Ori	1.6360	26000.	171	3861	No
295	GOM_NL__2PRFIN20021125_200023_000000372011_00300_03861_1772.N1	25-NOV-2002 20:00:23	Bright	37.000	173	4Bet Tri	3.0040	8900.0	74	3861	No
296	GOM_NL__2PRFIN20021125_200206_000000402011_00300_03861_1773.N1	25-NOV-2002 20:02:06	Bright	39.500	79	26Bet Per	2.3100	13100.	79	3861	No
297	GOM_NL__2PRFIN20021125_200428_000000432011_00300_03861_1774.N1	25-NOV-2002 20:04:28	Bright	42.500	175	39Del Per	3.0100	19400.	85	3861	No
298	GOM_NL__2PRFIN20021125_200718_000000372011_00300_03861_1775.N1	25-NOV-2002 20:07:18	Bright	36.500	68	18Alp Cas	2.2250	4500.0	73	3861	No
299	GOM_NL__2PRFIN20021125_200833_000000372011_00300_03861_1776.N1	25-NOV-2002 20:08:33	Bright	37.000	74	11Bet Cas	2.2680	6600.0	74	3861	No
300	GOM_NL__2PRFIN20021125_201536_000000372011_00300_03861_1777.N1	25-NOV-2002 20:15:36	Bright	36.500	49	1Alp UMi	1.9900	6300.0	73	3861	No
301	GOM_NL__2PRFIN20021125_202011_000000402011_00300_03861_1778.N1	25-NOV-2002 20:20:11	Bright	40.000	60	7Bet UMi	2.0810	3950.0	80	3861	No
302	GOM_NL__2PRFIN20021125_202234_000000362011_00300_03861_1779.N1	25-NOV-2002 20:22:34	Bright	35.500	119	14Eta Dra	2.7270	4700.0	71	3861	No
303	GOM_NL__2PRFIN20021125_202417_000000492011_00300_03861_1780.N1	25-NOV-2002 20:24:17	Bright	48.500	82	48Bet UMa	2.3650	10600.	97	3861	No
304	GOM_NL__2PRFIN20021125_202554_000000402011_00300_03861_1781.N1	25-NOV-2002 20:25:54	Bright	39.500	55	79Zet UMa	2.0600	10200.	79	3861	No
305	GOM_NL__2PRFIN20021125_202728_000000402011_00300_03861_1782.N1	25-NOV-2002 20:27:28	Bright	39.500	39	85Eta UMa	1.8540	24000.	79	3861	No
306	GOM_NL__2PRFIN20021125_203016_000000362011_00300_03861_1783.N1	25-NOV-2002 20:30:16	Bright	36.000	180	27Gam Boo	3.0400	8000.0	72	3861	No
307	GOM_NL__2PRFIN20021125_203314_000000372011_00300_03861_1784.N1	25-NOV-2002 20:33:14	Bright	37.000	83		2.3780	11000.	74	3861	No
308	GOM_NL__2PRFIN20021125_203545_000000362011_00300_03861_1785.N1	25-NOV-2002 20:35:45	Bright	35.500	3	16Alp Boo	-0.050000	4250.0	71	3861	No
309	GOM_NL__2PRFIN20021125_203843_000000622011_00300_03861_1786.N1	25-NOV-2002 20:38:43	Bright	61.500	96	68Del Leo	2.5600	9300.0	123	3861	No
310	GOM_NL__2PRFIN20021125_204220_000001242011_00300_03861_1787.N1	25-NOV-2002 20:42:20	Tw_i_and_stray	123.50	51	41Gam1Leo	2.0100	4500.0	247	3861	No
311	GOM_NL__2PRFIN20021125_204747_000000472011_00300_03861_1788.N1	25-NOV-2002 20:47:47	Tw_i_and_stray	47.000	163	7Del Crv	2.9450	11000.	94	3861	No
312	GOM_NL__2PRFIN20021125_204956_000002552011_00300_03861_1789.N1	25-NOV-2002 20:49:56	Dark	255.00	22	32Alp Leo	1.3600	15200.	510	3861	No
313	GOM_NL__2PRFIN20021125_205547_000000442011_00300_03861_1790.N1	25-NOV-2002 20:55:47	Dark	43.500	64	Gam Cen	2.2000	10600.	87	3861	No
314	GOM_NL__2PRFIN20021125_205701_000000402011_00300_03861_1791.N1	25-NOV-2002 20:57:01	Dark	39.500	99	Del Cen	2.5750	26000.	79	3861	No
315	GOM_NL__2PRFIN20021125_205821_000000382011_00300_03861_1792.N1	25-NOV-2002 20:58:21	Dark	38.000	20	Bet Cru	1.2530	30000.	76	3861	No
316	GOM_NL__2PRFIN20021125_205931_000000442011_00301_03862_1777.N1	25-NOV-2002 20:59:31	Dark	43.500	12	Alp1Cru	0.77500	30000.	87	3862	No
317	GOM_NL__2PRFIN20021125_210201_000000402011_00301_03862_1778.N1	25-NOV-2002 21:02:01	Dark	39.500	124	The Car	2.7640	30000.	79	3862	No
318	GOM_NL__2PRFIN20021125_210628_000000432011_00301_03862_1779.N1	25-NOV-2002 21:06:28	Dark	42.500	41	Eps Car	1.8600	4100.0	85	3862	No
319	GOM_NL__2PRFIN20021125_210805_000000512011_00301_03862_1780.N1	25-NOV-2002 21:08:05	Dark	51.000	34	Gam2Vel	1.7930	23000.	102	3862	No
320	GOM_NL__2PRFIN20021125_210937_000000582011_00301_03862_1781.N1	25-NOV-2002 21:09:37	Dark	58.000	70	Zet Pup	2.2460	39000.	116	3862	No
321	GOM_NL__2PRFIN20021125_211155_000000532011_00301_03862_1782.N1	25-NOV-2002 21:11:55	Dark	52.500	2	Alp Car	-0.73600	7000.0	105	3862	No
322	GOM_NL__2PRFIN20021125_211539_000000762011_00301_03862_1783.N1	25-NOV-2002 21:15:39	Dark	75.500	88	31Eta CMa	2.4480	20000.	151	3862	No
323	GOM_NL__2PRFIN20021125_211757_000000842011_00301_03862_1784.N1	25-NOV-2002 21:17:57	Dark	84.000	37	25Del CMa	1.8300	5900.0	168	3862	No
324	GOM_NL__2PRFIN20021125_212400_000000842011_00301_03862_1785.N1	25-NOV-2002 21:24:00	Straylight	84.000	47	2Bet CMa	1.9760	28000.	168	3862	No
325	GOM_NL__2PRFIN20021125_212642_000000492011_00301_03862_1786.N1	25-NOV-2002 21:26:42	Straylight	49.000	165	34Gam Eri	2.9500	3200.0	98	3862	No
326	GOM_NL__2PRFIN20021125_212831_000000652011_00301_03862_1787.N1	25-NOV-2002 21:28:31	Straylight	64.500	7	19Bet Ori	0.10000	14000.	129	3862	No
327	GOM_NL__2PRFIN20021125_213202_000000772011_00301_03862_1788.N1	25-NOV-2002 21:32:02	Tw_i_and_stray	77.000	30	46Eps Ori	1.6940	30000.	154	3862	No
328	GOM_NL__2PRFIN20021125_213457_000000742011_00301_03862_1789.N1	25-NOV-2002 21:34:57	Bright	73.500	27	24Gam Ori	1.6360	26000.	147	3862	No
329	GOM_NL__2PRFIN20021125_214100_000000362011_00301_03862_1790.N1	25-NOV-2002 21:41:00	Bright	36.000	173	4Bet Tri	3.0040	8900.0	72	3862	No
330	GOM_NL__2PRFIN20021125_214240_000000412011_00301_03862_1791.N1	25-NOV-2002 21:42:40	Bright	41.000	79	26Bet Per	2.3100	13100.	82	3862	No
331	GOM_NL__2PRFIN20021125_214504_000000422011_00301_03862_1792.N1	25-NOV-2002 21:45:04	Bright	42.000	175	39Del Per	3.0100	19400.	84	3862	No
332	GOM_NL__2PRFIN20021125_214755_000000382011_00301_03862_1793.N1	25-NOV-2002 21:47:55	Bright	37.500	68	18Alp Cas	2.2250	4500.0	75	3862	No
333	GOM_NL__2PRFIN20021125_214909_000000382011_00301_03862_1794.N1	25-NOV-2002 21:49:09	Bright	37.500	74	11Bet Cas	2.2680	6600.0	75	3862	No
334	GOM_NL__2PRFIN20021125_215612_000000372011_00301_03862_1795.N1	25-NOV-2002 21:56:12	Bright	37.000	49	1Alp UMi	1.9900	6300.0	74	3862	No
335	GOM_NL__2PRFIN20021125_220046_000000392011_00301_03862_1796.N1	25-NOV-2002 22:00:46	Bright	38.500	60	7Bet UMi	2.0810	3950.0	77	3862	No
336	GOM_NL__2PRFIN20021125_220310_000000392011_00301_03862_1797.N1	25-NOV-2002 22:03:10	Bright	38.500	119	14Eta Dra	2.7270	4700.0	77	3862	No
337	GOM_NL__2PRFIN20021125_220451_000000502011_00301_03862_1798.N1	25-NOV-2002 22:04:51	Bright	50.000	82	48Bet UMa	2.3650	10600.	100	3862	No



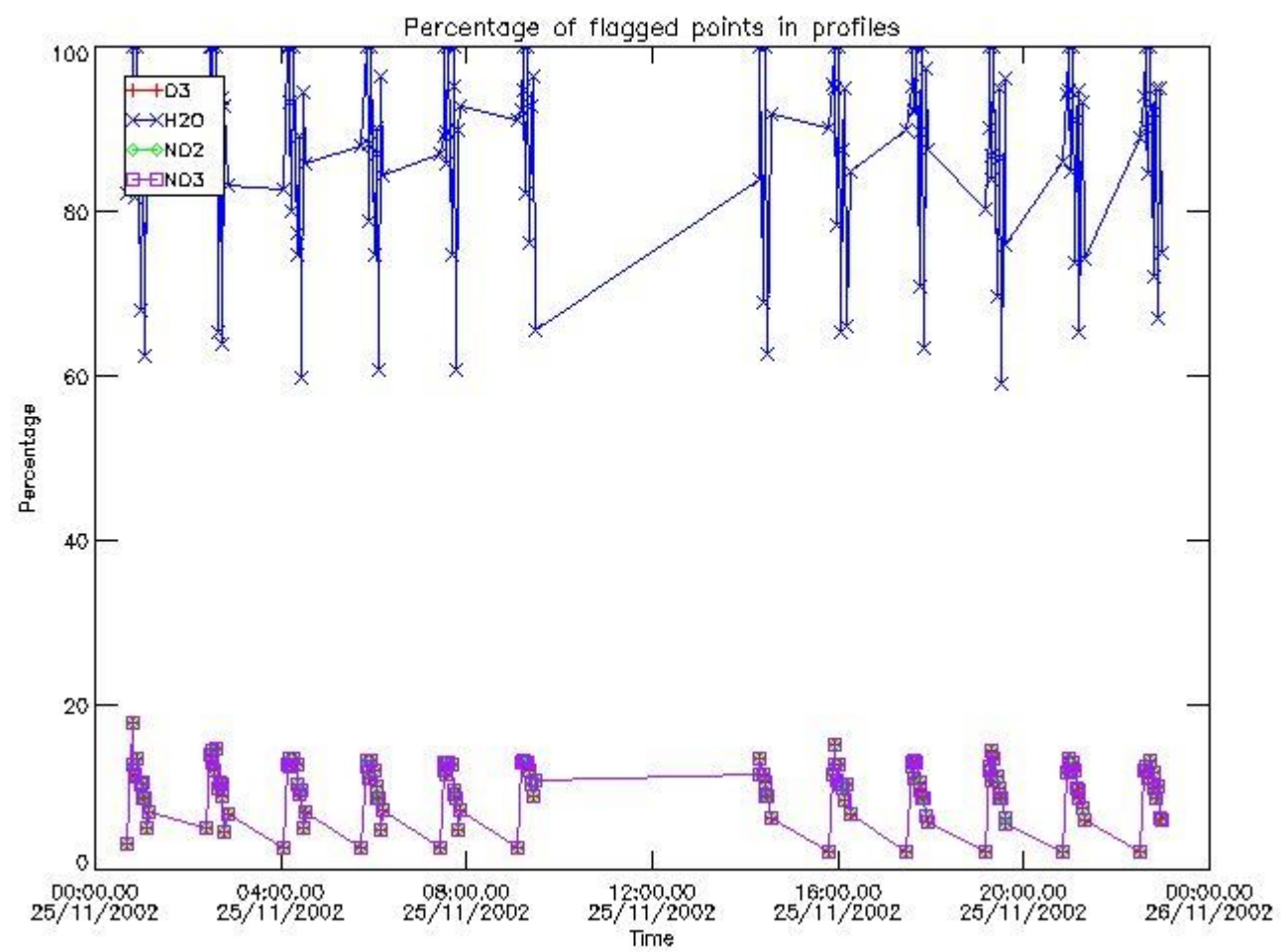
338	GOM_NL__2PRFIN20021125_220630_000000372011_00301_03862_1799.N1	25-NOV-2002 22:06:30	Bright	37.000	55	79Zet UMa	2.0600	10200.	74	3862	No
339	GOM_NL__2PRFIN20021125_220805_000000362011_00301_03862_1800.N1	25-NOV-2002 22:08:05	Bright	35.500	39	85Eta UMa	1.8540	24000.	71	3862	No
340	GOM_NL__2PRFIN20021125_221052_000000362011_00301_03862_1801.N1	25-NOV-2002 22:10:52	Bright	36.000	180	27Gam Boo	3.0400	8000.0	72	3862	No
341	GOM_NL__2PRFIN20021125_221351_000000352011_00301_03862_1802.N1	25-NOV-2002 22:13:51	Bright	35.000	83		2.3780	11000.	70	3862	No
342	GOM_NL__2PRFIN20021125_221621_000000362011_00301_03862_1803.N1	25-NOV-2002 22:16:21	Bright	36.000	3	16Alp Boo	-0.050000	4250.0	72	3862	No
343	GOM_NL__2PRFIN20021125_221919_000000622011_00301_03862_1804.N1	25-NOV-2002 22:19:19	Bright	61.500	96	68Del Leo	2.5600	9300.0	123	3862	No
344	GOM_NL__2PRFIN20021125_222258_000001372011_00301_03862_1805.N1	25-NOV-2002 22:22:58	Twilight	136.50	51	41Gam1Leo	2.0100	4500.0	273	3862	No
345	GOM_NL__2PRFIN20021125_222826_000000482011_00301_03862_1806.N1	25-NOV-2002 22:28:26	Twilight	47.500	163	7Del Crv	2.9450	11000.	95	3862	No
346	GOM_NL__2PRFIN20021125_223036_000002552011_00301_03862_1807.N1	25-NOV-2002 22:30:36	Dark	255.00	22	32Alp Leo	1.3600	15200.	510	3862	No
347	GOM_NL__2PRFIN20021125_223623_000000432011_00301_03862_1808.N1	25-NOV-2002 22:36:23	Dark	42.500	64	Gam Cen	2.2000	10600.	85	3862	No
348	GOM_NL__2PRFIN20021125_223738_000000422011_00301_03862_1809.N1	25-NOV-2002 22:37:38	Dark	42.000	99	Del Cen	2.5750	26000.	84	3862	No
349	GOM_NL__2PRFIN20021125_223858_000000412011_00301_03862_1810.N1	25-NOV-2002 22:38:58	Dark	40.500	20	Bet Cru	1.2530	30000.	81	3862	No
350	GOM_NL__2PRFIN20021125_224008_000000462011_00302_03863_1778.N1	25-NOV-2002 22:40:08	Dark	45.500	12	Alp1Cru	0.77500	30000.	91	3863	No
351	GOM_NL__2PRFIN20021125_224237_000000392011_00302_03863_1779.N1	25-NOV-2002 22:42:37	Dark	38.500	124	The Car	2.7640	30000.	77	3863	No
352	GOM_NL__2PRFIN20021125_224704_000000472011_00302_03863_1780.N1	25-NOV-2002 22:47:04	Dark	47.000	41	Eps Car	1.8600	4100.0	94	3863	No
353	GOM_NL__2PRFIN20021125_224842_000000512011_00302_03863_1781.N1	25-NOV-2002 22:48:42	Dark	51.000	34	Gam2Vel	1.7930	23000.	102	3863	No
354	GOM_NL__2PRFIN20021125_225014_000000592011_00302_03863_1782.N1	25-NOV-2002 22:50:14	Dark	59.000	70	Zet Pup	2.2460	39000.	118	3863	No
355	GOM_NL__2PRFIN20021125_225229_000000512011_00302_03863_1783.N1	25-NOV-2002 22:52:29	Dark	50.500	2	Alp Car	-0.73600	7000.0	101	3863	No
356	GOM_NL__2PRFIN20021125_225617_000000802011_00302_03863_1784.N1	25-NOV-2002 22:56:17	Dark	80.000	88	31Eta CMa	2.4480	20000.	160	3863	No
357	GOM_NL__2PRFIN20021125_225834_000000872011_00302_03863_1785.N1	25-NOV-2002 22:58:34	Dark	86.500	37	25Del CMa	1.8300	5900.0	173	3863	No
358	GOM_NL__2PRFIN20021125_230436_000000812011_00302_03863_1786.N1	25-NOV-2002 23:04:36	Straylight	81.000	47	2Bet CMa	1.9760	28000.	162	3863	No
359	GOM_NL__2PRFIN20021125_230717_000000512011_00302_03863_1787.N1	25-NOV-2002 23:07:17	Straylight	50.500	165	34Gam Eri	2.9500	3200.0	101	3863	No
360	GOM_NL__2PRFIN20021125_230907_000000702011_00302_03863_1788.N1	25-NOV-2002 23:09:07	Straylight	69.500	7	19Bet Ori	0.10000	14000.	139	3863	No
361	GOM_NL__2PRFIN20021125_231237_000000772011_00302_03863_1789.N1	25-NOV-2002 23:12:37	Twilight	76.500	30	46Eps Ori	1.6940	30000.	153	3863	No
362	GOM_NL__2PRFIN20021125_231531_000000772011_00302_03863_1790.N1	25-NOV-2002 23:15:31	Bright	77.000	27	24Gam Ori	1.6360	26000.	154	3863	No
363	GOM_NL__2PRFIN20021125_232135_000000372011_00302_03863_1791.N1	25-NOV-2002 23:21:35	Bright	36.500	173	4Bet Tri	3.0040	8900.0	73	3863	No
364	GOM_NL__2PRFIN20021125_232317_000000392011_00302_03863_1792.N1	25-NOV-2002 23:23:17	Bright	39.000	79	26Bet Per	2.3100	13100.	78	3863	No
365	GOM_NL__2PRFIN20021125_232541_000000392011_00302_03863_1793.N1	25-NOV-2002 23:25:41	Bright	38.500	175	39Del Per	3.0100	19400.	77	3863	No
366	GOM_NL__2PRFIN20021125_232831_000000382011_00302_03863_1794.N1	25-NOV-2002 23:28:31	Bright	37.500	68	18Alp Cas	2.2250	4500.0	75	3863	No
367	GOM_NL__2PRFIN20021125_232945_000000382011_00302_03863_1795.N1	25-NOV-2002 23:29:45	Bright	38.000	74	11Bet Cas	2.2680	6600.0	76	3863	No
368	GOM_NL__2PRFIN20021125_233645_000000402011_00302_03863_1796.N1	25-NOV-2002 23:36:45	Bright	40.000	49	1Alp UMi	1.9900	6300.0	80	3863	No
369	GOM_NL__2PRFIN20021125_234122_000000402011_00302_03863_1797.N1	25-NOV-2002 23:41:22	Bright	40.000	60	7Bet UMi	2.0810	3950.0	80	3863	No
370	GOM_NL__2PRFIN20021125_234347_000000382011_00302_03863_1798.N1	25-NOV-2002 23:43:47	Bright	38.000	119	14Eta Dra	2.7270	4700.0	76	3863	No
371	GOM_NL__2PRFIN20021125_234528_000000462011_00302_03863_1799.N1	25-NOV-2002 23:45:28	Bright	45.500	82	48Bet UMa	2.3650	10600.	91	3863	No
372	GOM_NL__2PRFIN20021125_234705_000000382011_00302_03863_1800.N1	25-NOV-2002 23:47:05	Bright	38.000	55	79Zet UMa	2.0600	10200.	76	3863	No
373	GOM_NL__2PRFIN20021125_234840_000000402011_00302_03863_1801.N1	25-NOV-2002 23:48:40	Bright	40.000	39	85Eta UMa	1.8540	24000.	80	3863	No
374	GOM_NL__2PRFIN20021125_235128_000000372011_00302_03863_1802.N1	25-NOV-2002 23:51:28	Bright	36.500	180	27Gam Boo	3.0400	8000.0	73	3863	No
375	GOM_NL__2PRFIN20021125_235427_000000362011_00302_03863_1803.N1	25-NOV-2002 23:54:27	Bright	35.500	83		2.3780	11000.	71	3863	No
376	GOM_NL__2PRFIN20021125_235657_000000362011_00302_03863_1804.N1	25-NOV-2002 23:56:57	Bright	35.500	3	16Alp Boo	-0.050000	4250.0	71	3863	No
377	GOM_NL__2PRFIN20021125_235956_000000612011_00302_03863_1805.N1	25-NOV-2002 23:59:56	Bright	60.500	96	68Del Leo	2.5600	9300.0	121	3863	No

### 3. Quality information per product

In this section it is plotted some information contained in the Quality Summary data set of the level 2 products. Only products in dark limb conditions and without errors (error flag in the MPH set to "0") are used.

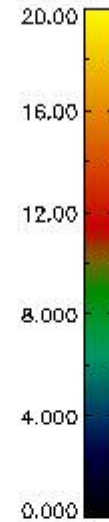
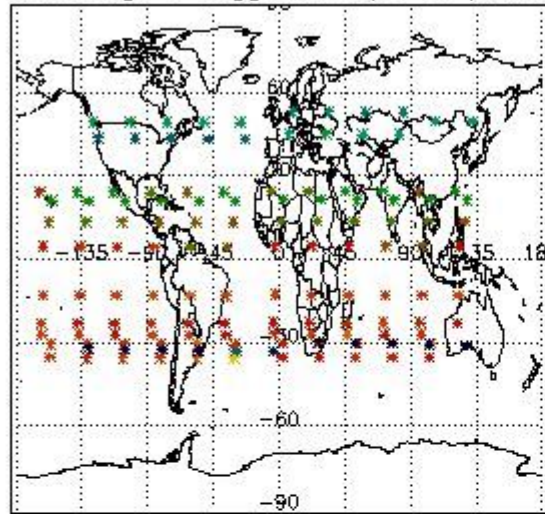
#### 3.1 Plot quality information per product (time dependant)



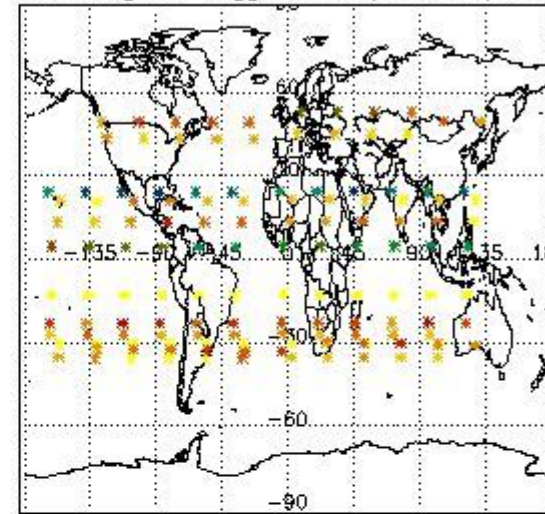


*3.2 Plot quality information per product (world map)*


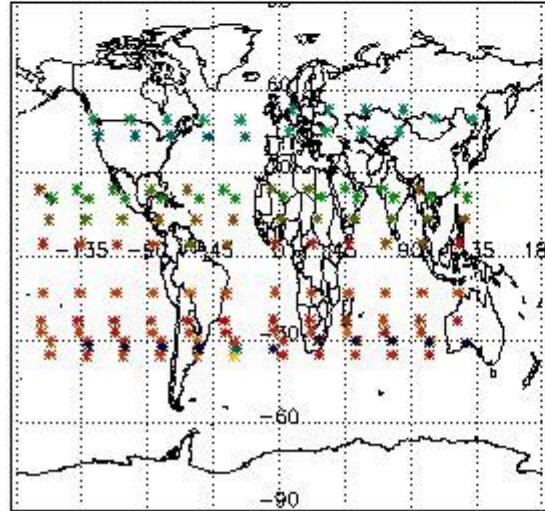
Percentage of flagged data per O3 profile



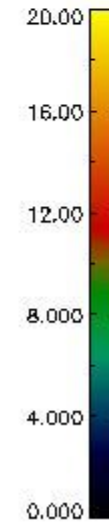
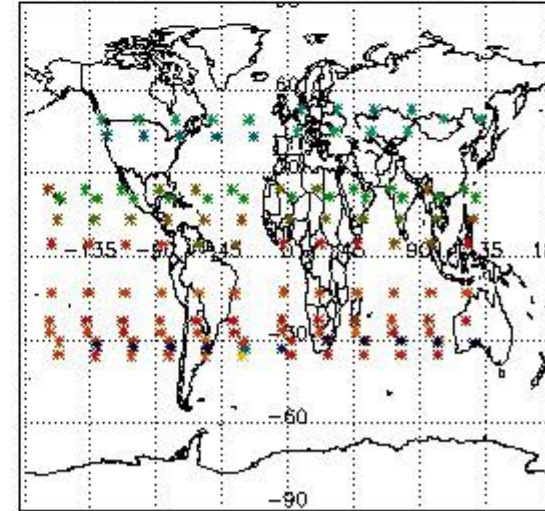
Percentage of flagged data per H2O profile



Percentage of flagged data per NO2 profile



Percentage of flagged data per NO3 profile

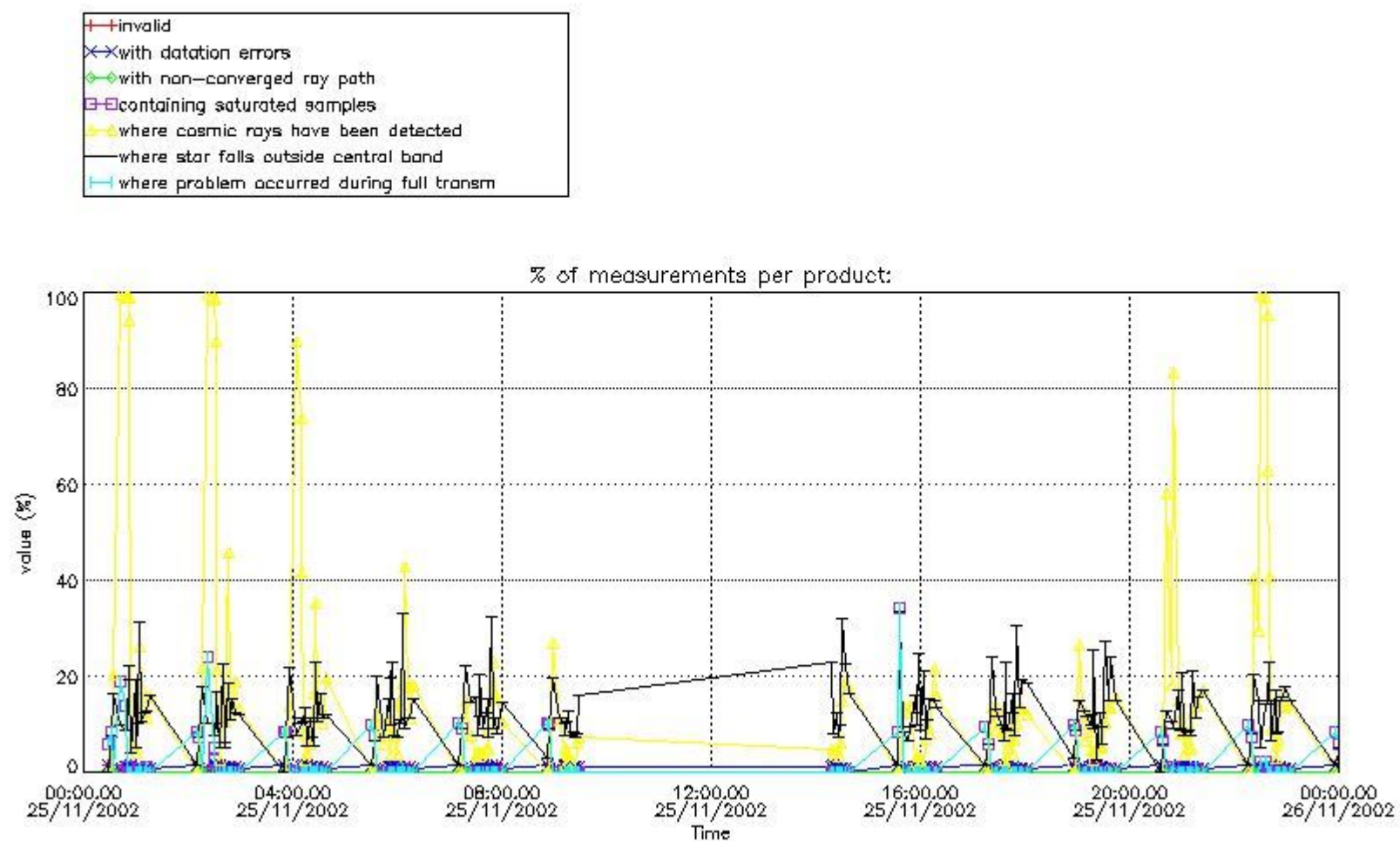


#### 4. Level 1 quality information per product

In this section it is plotted some information contained in the Quality Summary data set of the level 2 products that comes from the level 1b processing. Products without errors (error flag in the MPH set to "0") are used.

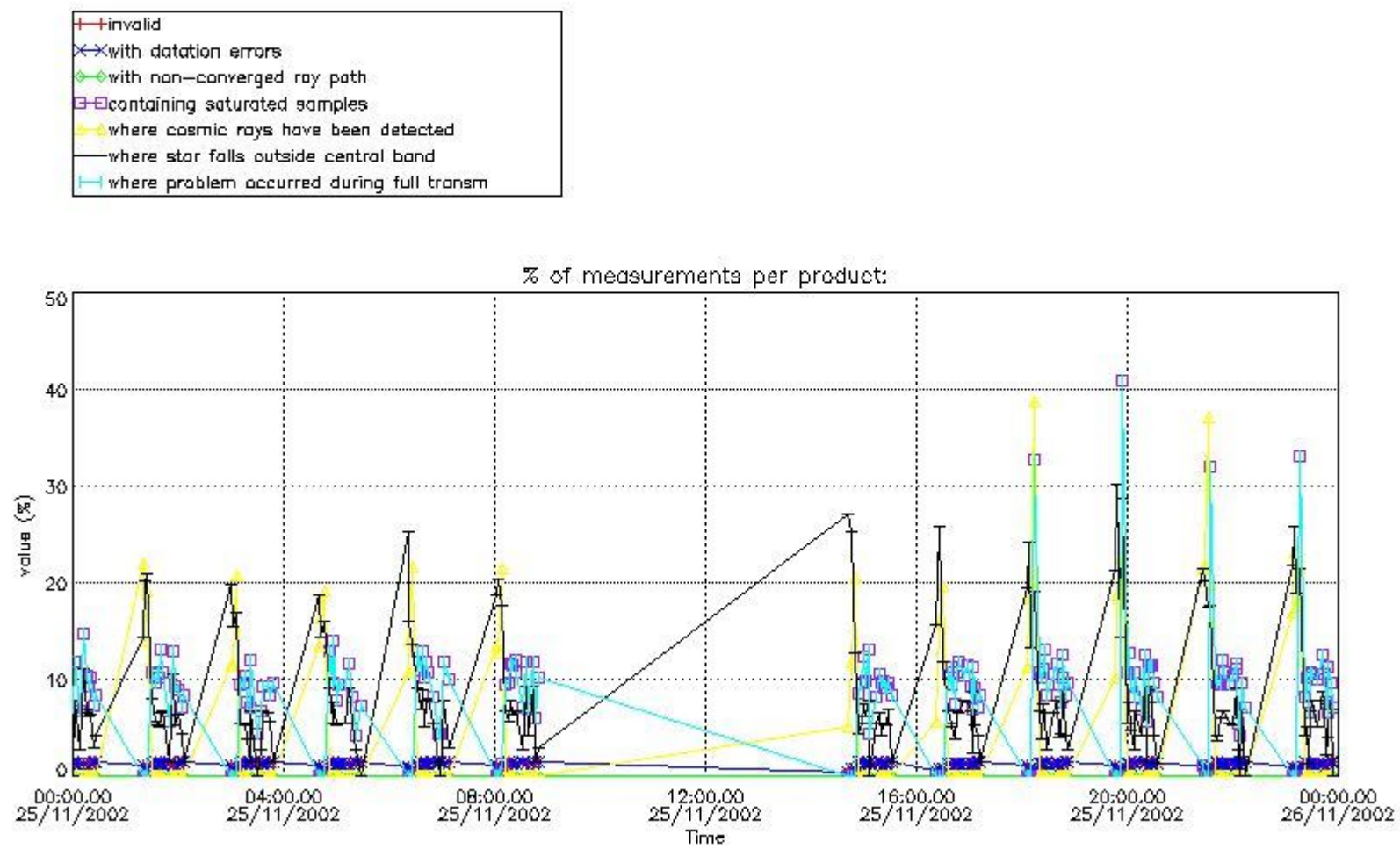
##### 4.1 Plot quality information per product (time dependant) coming from level 1b processing

###### 4.1.1 Plot level 1 quality information per product (time dependant): ENVISAT ASCENDING passes



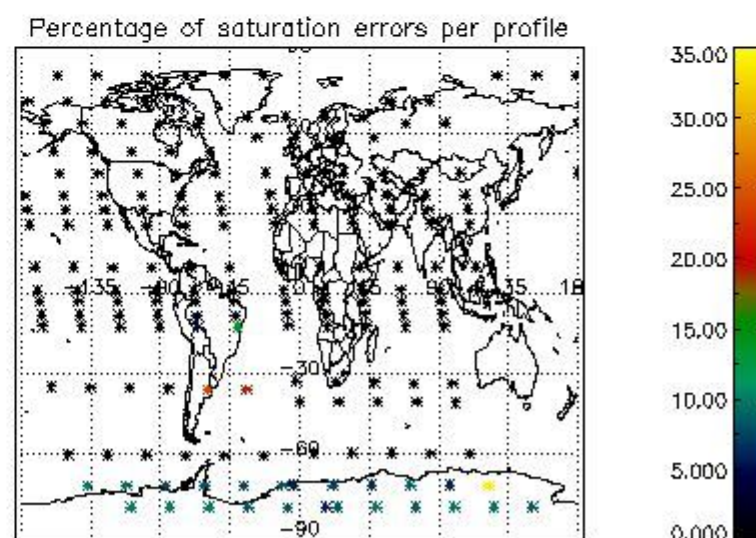
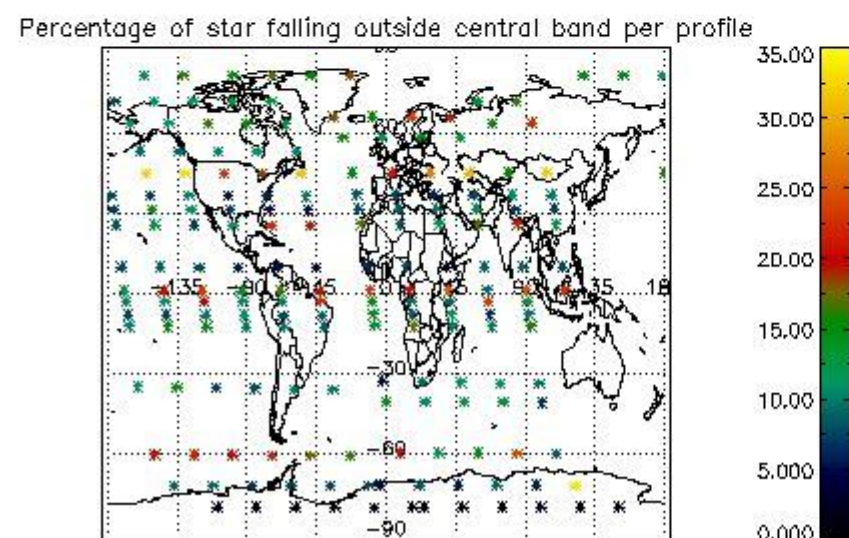
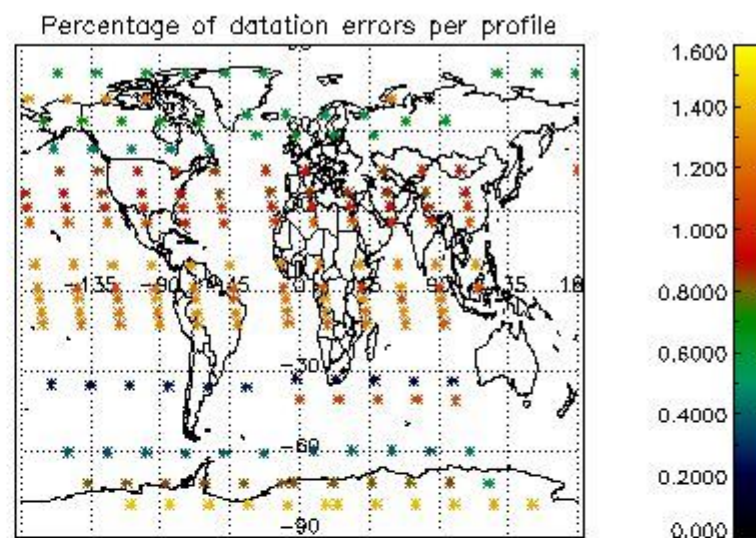
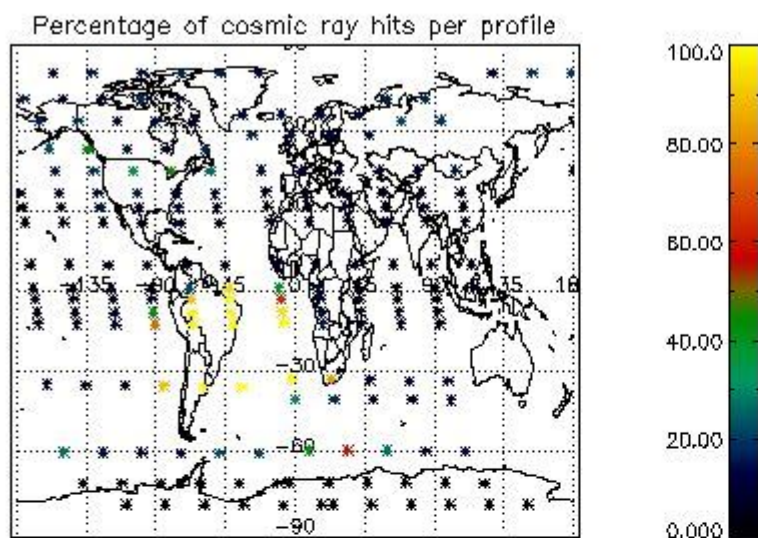
4.1.2 Plot level 1 quality information per product (time dependant): ENVI SAT DESCENDING passes





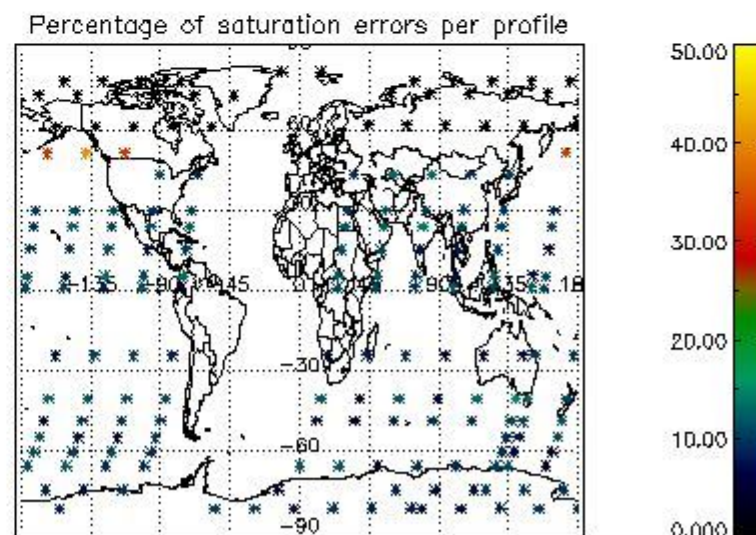
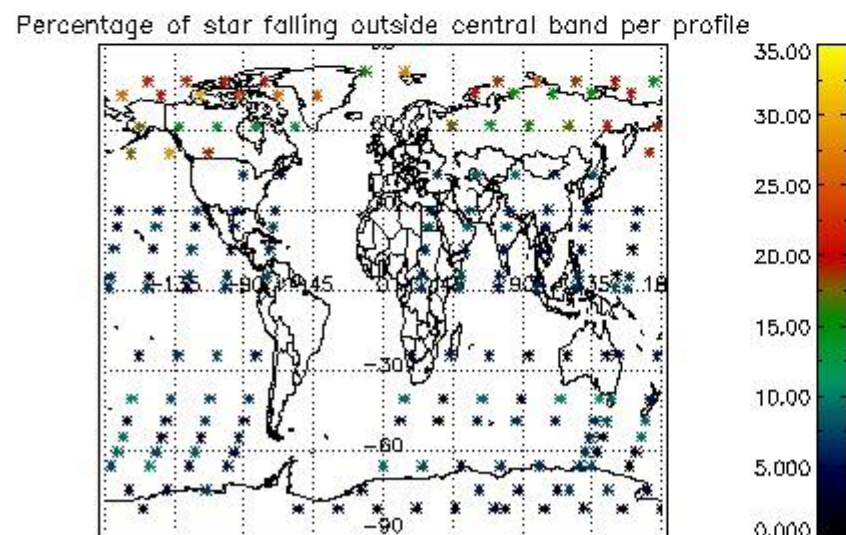
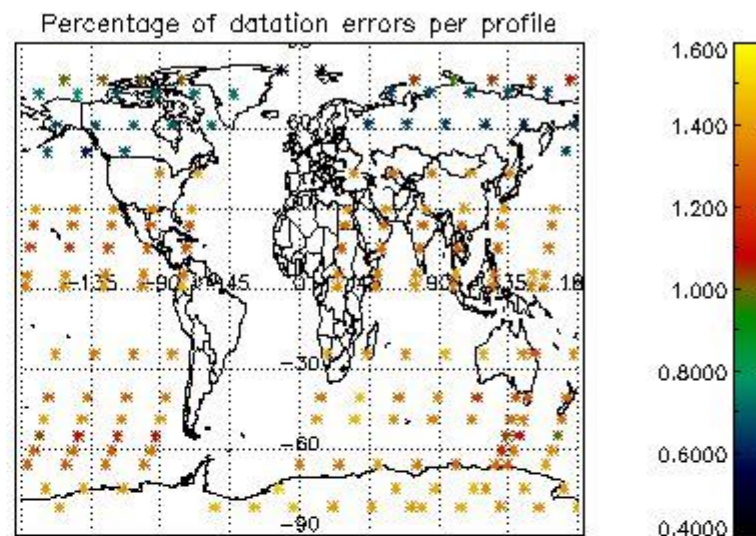
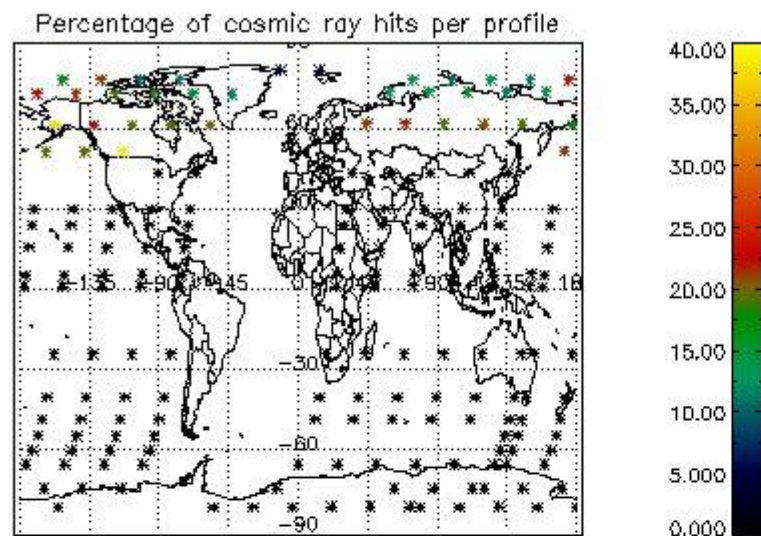
*4.2 Plot quality information per product coming from level 1b processing (world map)*

*4.2.1 Plot level 1 quality information per product (world map): ENVISAT ASCENDING passes*



4.2.2 Plot level 1 quality information per product (world map): ENVISAT DESCENDING passes





## 5. Trace gas profiles

### 5.1 Ozone statistics based on quality of products

The final quality of the products can be "measured" using the STD (Standard Deviation) attached to every point profile. This information is written to the parameter GOM\_NL\_\_2P/NL\_LOCAL\_SPECIES\_DENSITY/o3\_std of the level 2 products. The table below shows the statistics for given STD ranges.

The statistics are given with respect to the overall valid production:

- Products without fatal errors: GOM\_NL\_\_2P/MPH/PRODUCT\_ERR=0
- Valid point profile: GOM\_NL\_\_2P/NL\_LOCAL\_SPECIES\_DENSITY/pcd(0)=0

The 'Criteria' is applied to valid points of dark limb products:

- Products in dark limb illumination condition: GOM\_NL\_\_2P/NL\_SUMMARY\_QUALITY/obs\_ill\_cond=0
- Products without fatal errors: GOM\_NL\_\_2P/MPH/PRODUCT\_ERR=0
- Valid point profile: GOM\_NL\_\_2P/NL\_LOCAL\_SPECIES\_DENSITY/pcd(0)=0

So, the table below shows the percentage of dark limb and valid observations for each criteria with respect to the overall valid daily observations.

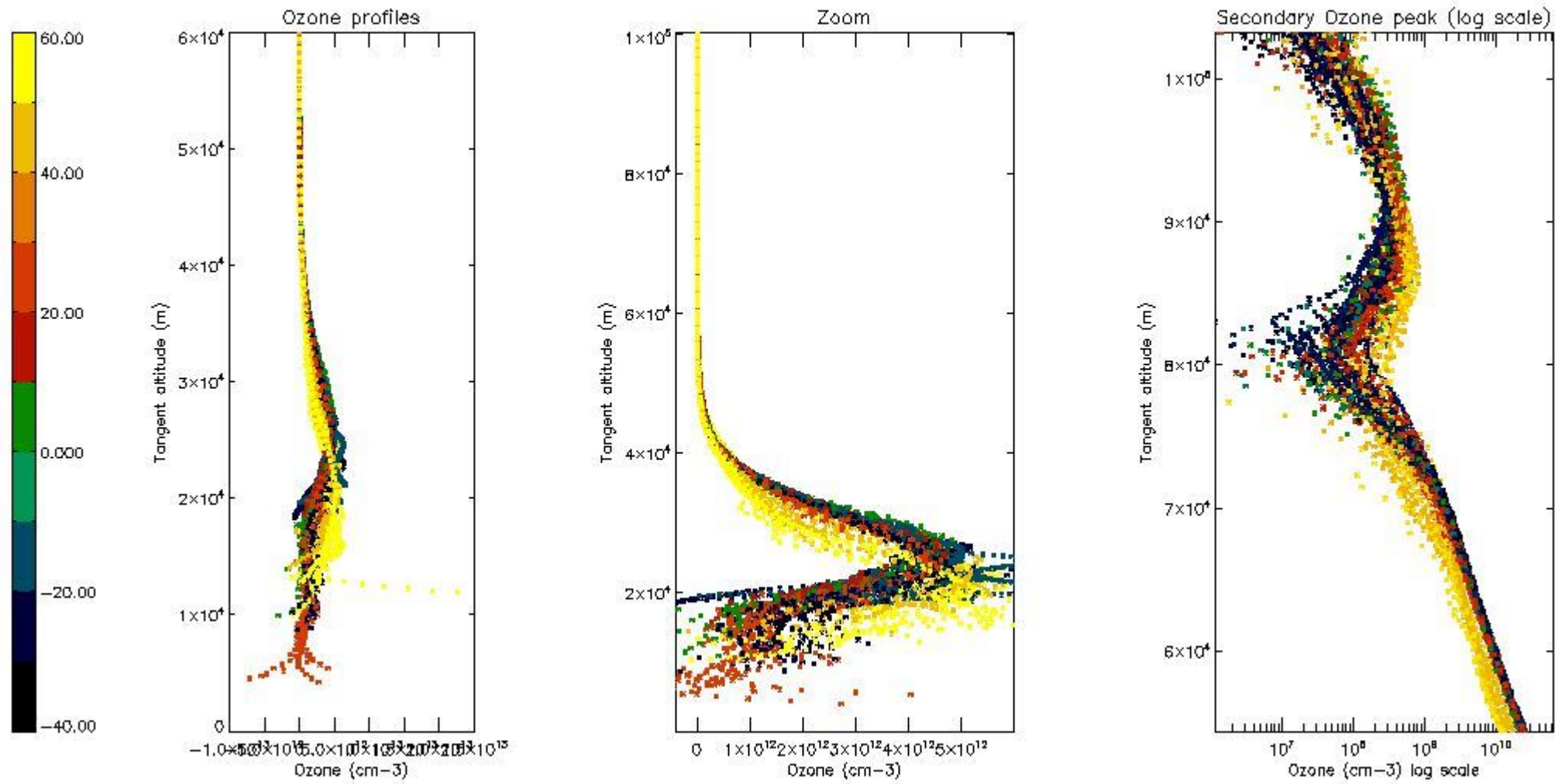
Criteria	% of total production
All STD	44
STD < 20	32



STD < 10	29
STD < 5	25

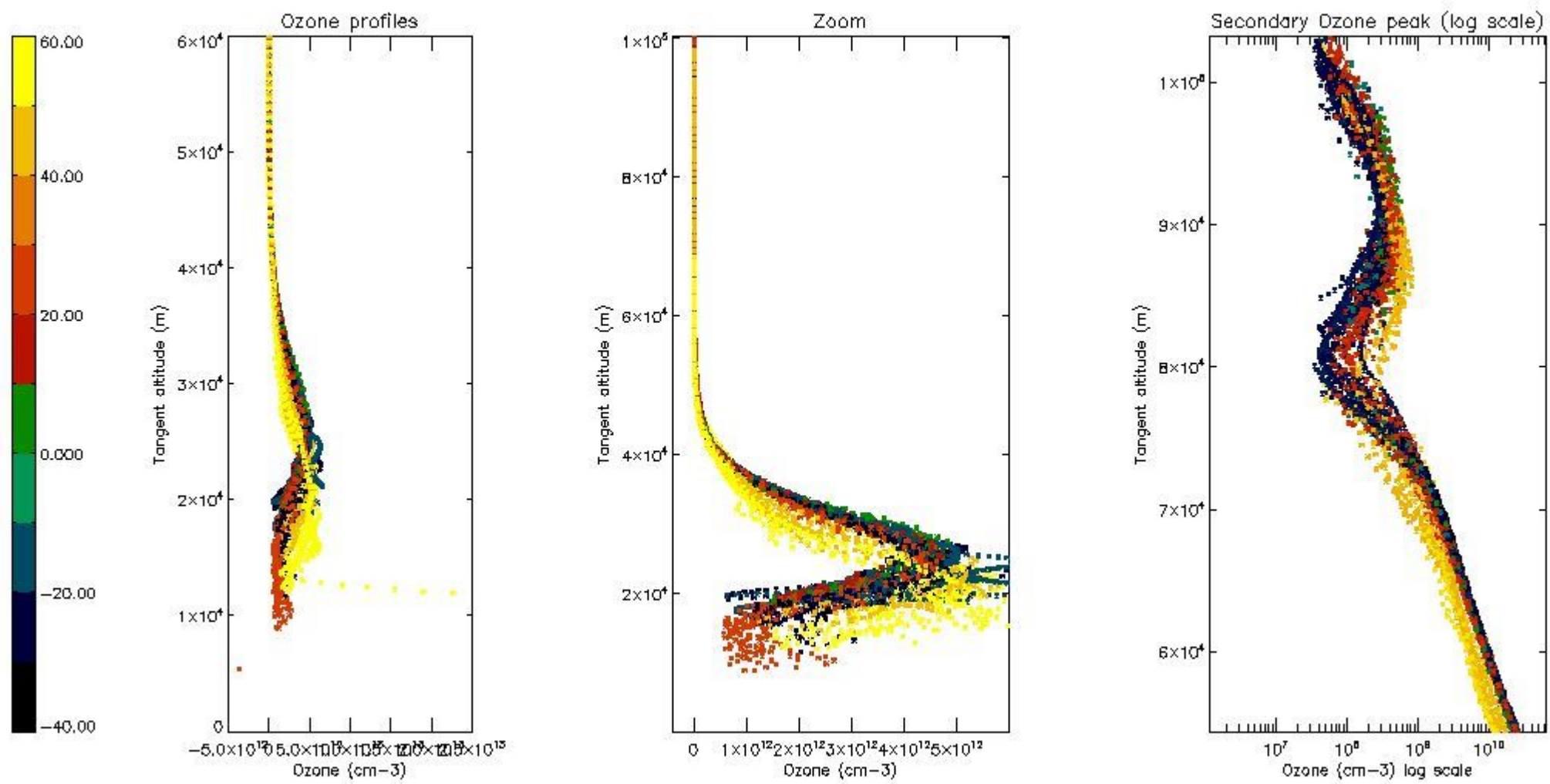
5.2 Plot ozone profiles for all STD (dark without errors)

The colorbar represents the latitude.



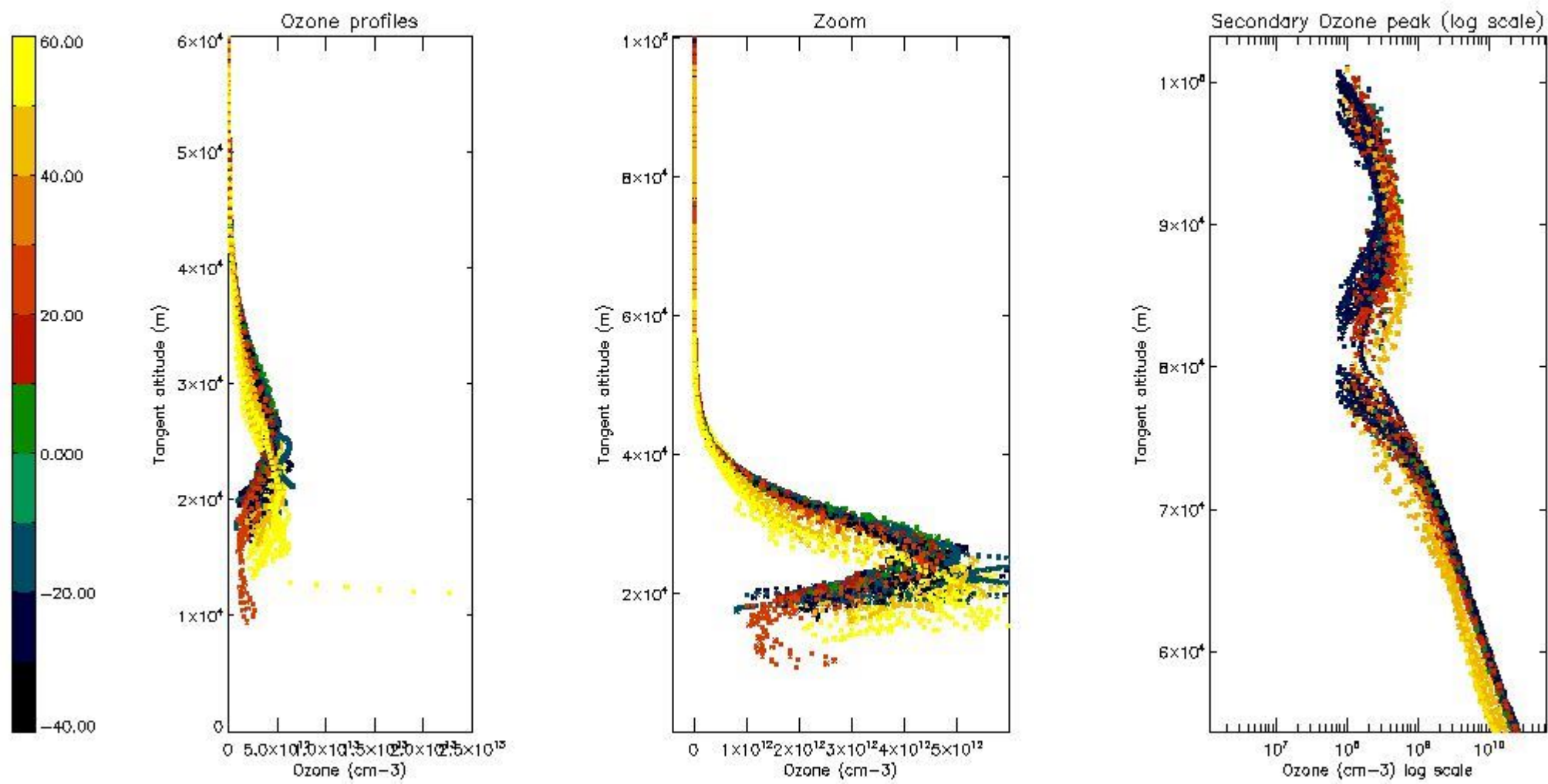
5.3 Plot ozone profiles where STD < 20% (dark without errors)

The colorbar represents the latitude.



*5.4 Plot ozone profiles where STD < 10% (dark without errors)*

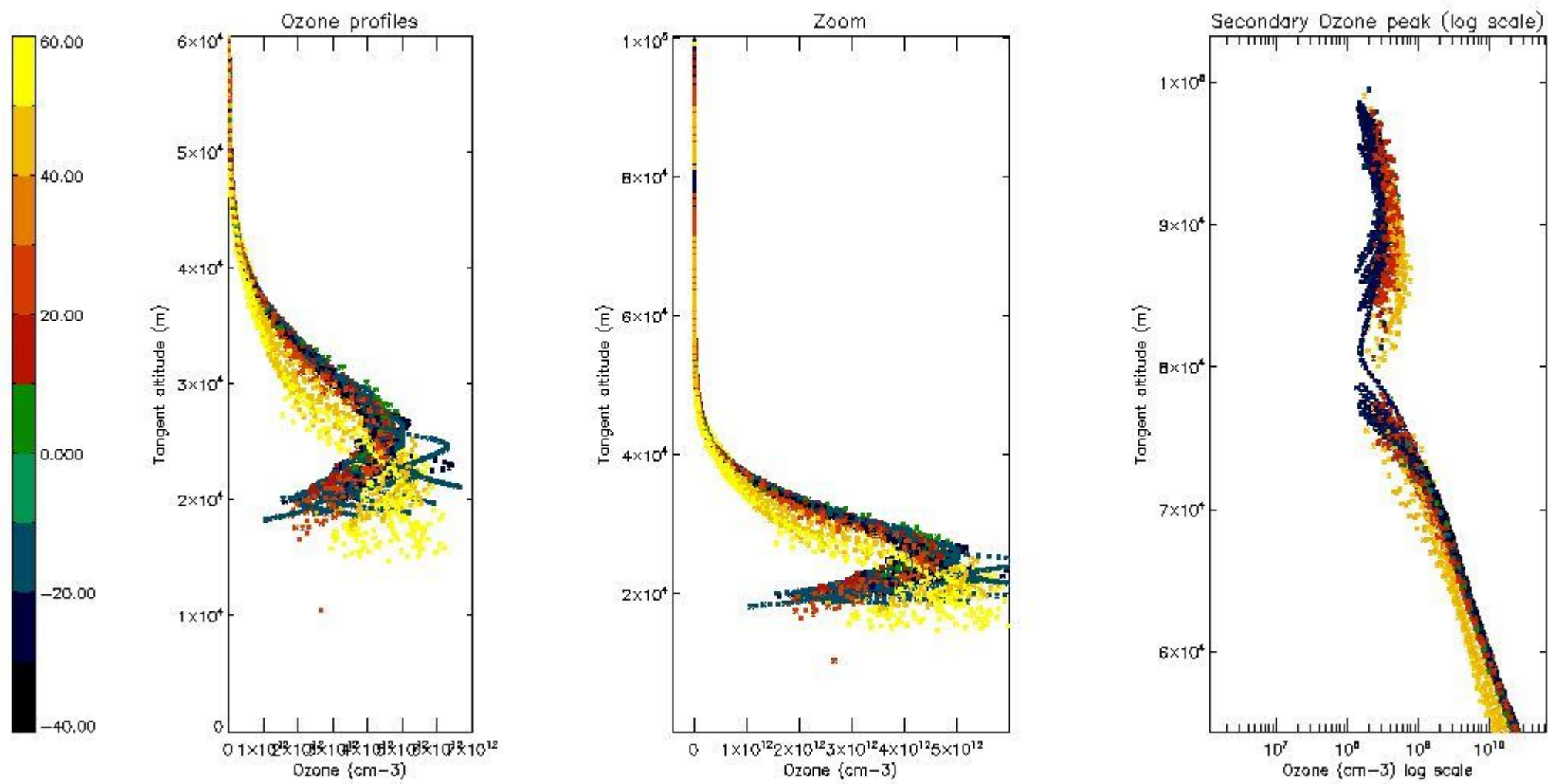
The colorbar represents the latitude.



*5.5 Plot ozone profiles where STD < 5% (dark without errors)*

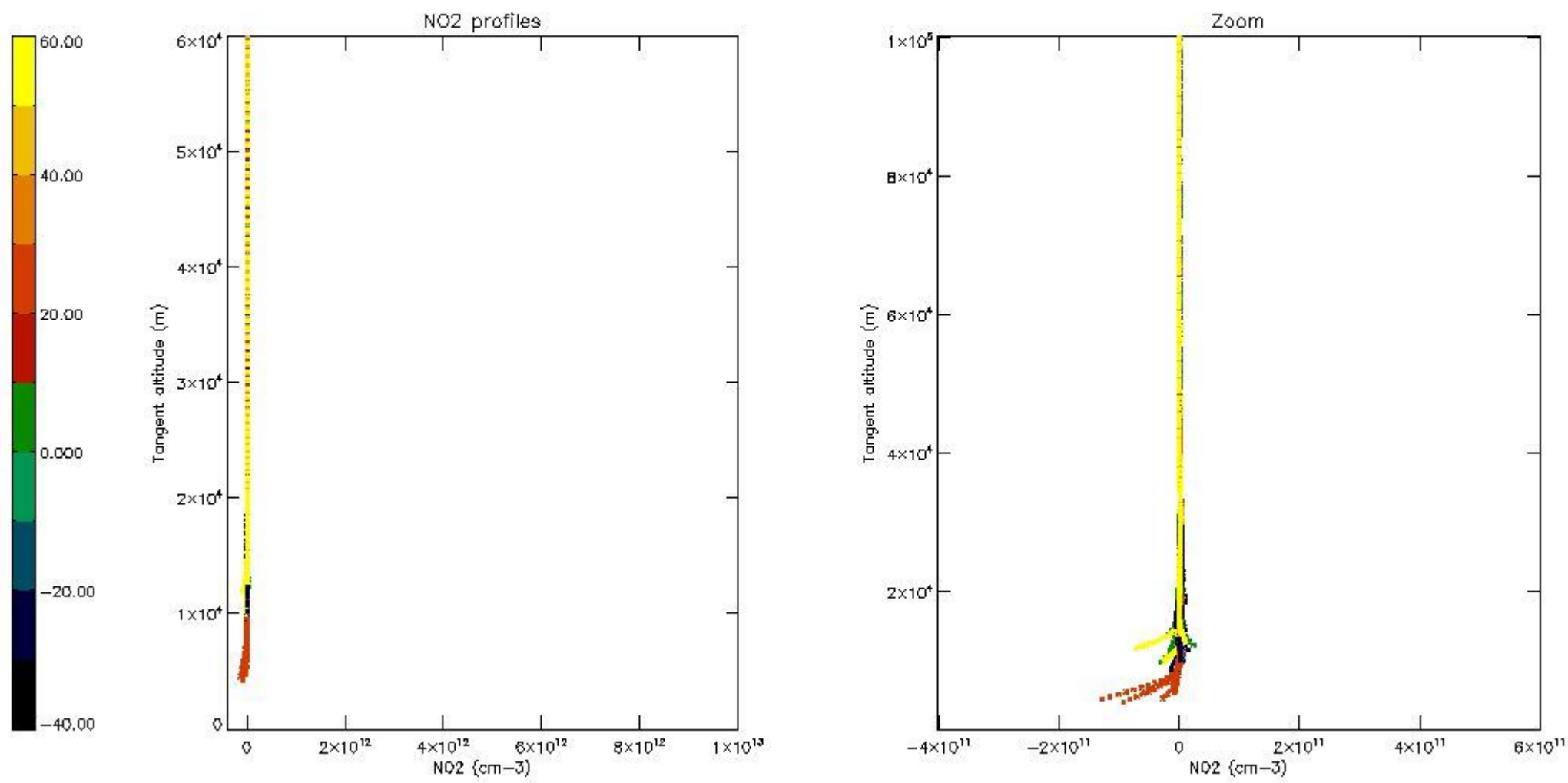
The colorbar represents the latitude.





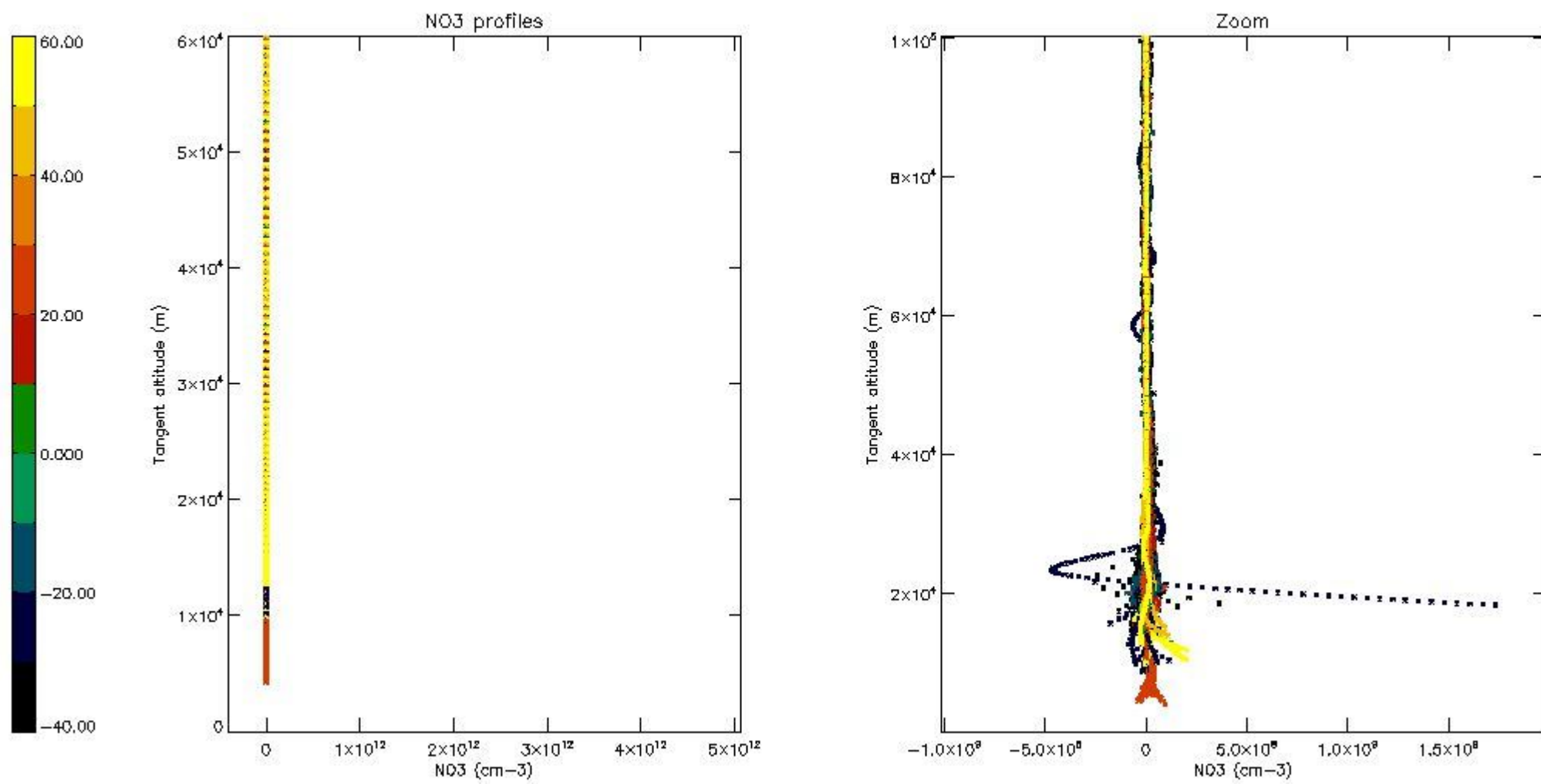
*5.6 Plot NO<sub>2</sub> profiles for all STD (dark without errors)*

The colorbar represents the latitude.



*5.7 Plot NO3 profiles for all STD (dark without errors)*

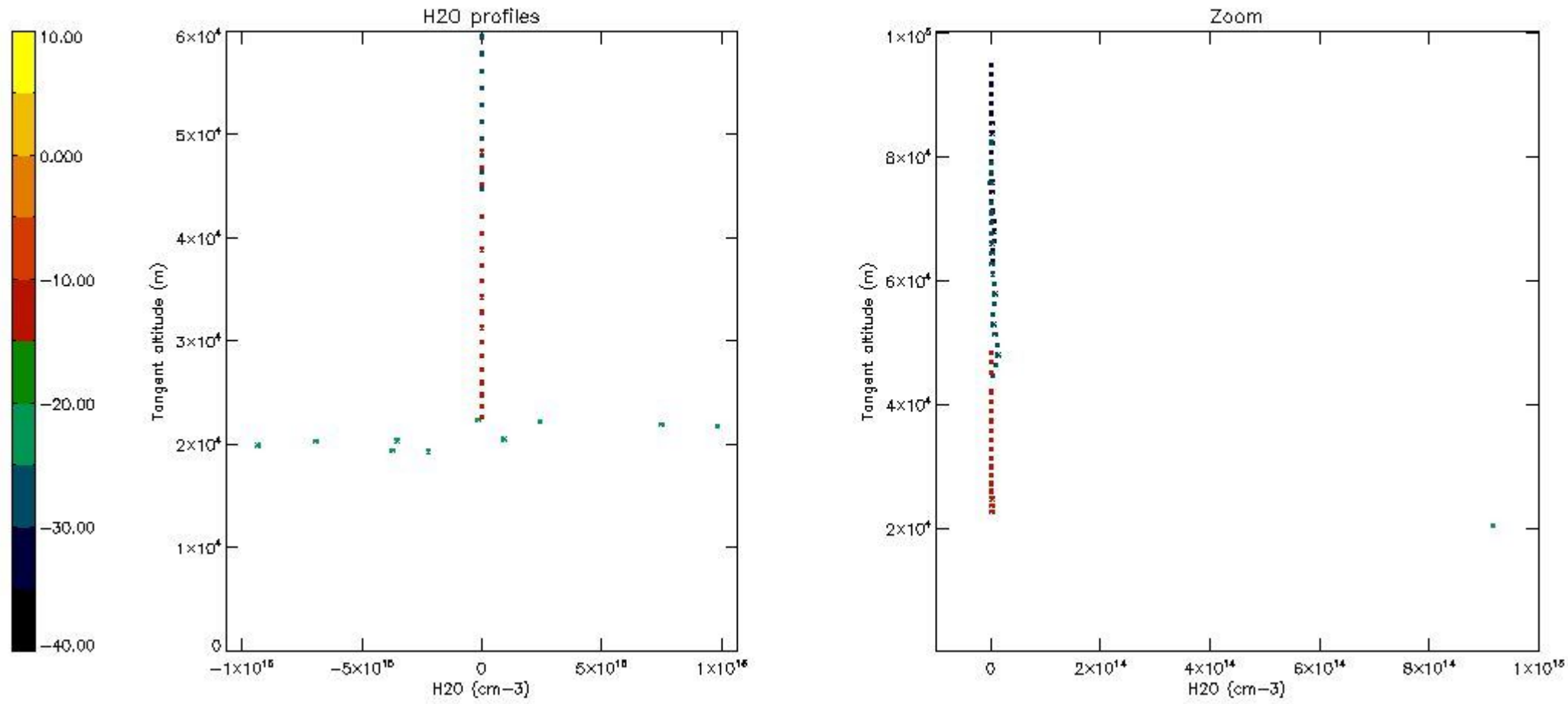
The colorbar represents the latitude.



5.8 Plot H<sub>2</sub>O profiles for all STD (only for occultations of stars 1,2,3,4,13,14,16,26,63 dark without errors)

The colorbar represents the latitude.





## 6. Auxiliary Data Files used for the production reported in section 2

The number reported in the third column indicates since which file (see list in section 2) the corresponding auxiliary file has been used. The fourth column is the date of those product files.

Type	Auxiliary Filename	Used since product	Used since product date
INST_PHYS_CHARACTERISTICS	GOM_INS_AXNIEC20050627_150440_20020301_000000_20100101_000000	1	25-NOV-2002 00:00:04
LEVEL-2_PROC_CONFIG	GOM_PR2_AXVIEC20091111_152718_20020301_000000_20500101_000000	1	25-NOV-2002 00:00:04
CROSS_SECTIONS_FILE	GOM_CRS_AXVIEC20091111_154832_20020301_000000_20500101_000000	1	25-NOV-2002 00:00:04

# GOMOS Level 2 Daily Report

## SUMMARY

### [1. General Info](#)

### [2. Summary of processed GOM\\_NL\\_2P products](#)

### [3. Level 2 Quality information per product](#)

#### [3.1 Plot of level 2 quality information per product \(time dependant\)](#)

#### [3.2 Plot of level 2 quality information per product \(world map\)](#)

### [4. Level 1 Quality information per product \(stored on level 2 products\)](#)

#### [4.1 Plot of level 1 quality information per product \(time dependant\)](#)

##### [4.1.1 Plot of level 1 quality information per product \(time dependant\): ASCENDING](#)

##### [4.1.2 Plot of level 1 quality information per product \(time dependant\): DESCENDING](#)

#### [4.2 Plot of level 1 quality information per product \(world map\)](#)

##### [4.2.1 Plot of level 1 quality information per product \(world map\): ASCENDING](#)

##### [4.2.2 Plot of level 1 quality information per product \(world map\): DESCENDING](#)

### [5. Ozone profiles based on quality statistics and other trace gas profiles](#)

#### [5.1 Ozone statistics based on quality of products](#)

#### [5.2 Plot ozone profiles for all STD \(dark without errors\)](#)

#### [5.3 Plot ozone profiles where STD < 20% \(dark without errors\)](#)

#### [5.4. Plot ozone profiles where STD < 10% \(dark without errors\)](#)

#### [5.5. Plot ozone profiles where STD < 5% \(dark without errors\)](#)

#### [5.6 Plot NO2 profiles for all STD \(dark without errors\)](#)

#### [5.7 Plot NO3 profiles for all STD \(dark without errors\)](#)

#### [5.8 Plot H2O profiles \(only for occultations of stars 1,2,3,4,13,14,16,26,63 dark without errors\) for all STD](#)

### [6. Auxiliary Data Files used for the production reported in section 2](#)

This report presents the daily analysis on parameters extracted from GOMOS level 2 data (GOM\_NL\_\_2P). It is intended to monitor some important parameters that will impact the quality of these products. A list of level 2 products (and content) that have arrived during the reporting day to the PCF is also given.

Item	Value
Time of report generation	17APR2013 20:28:04
Data source version	GOMOS/6.01
Start time of products	25-11-2002 (25NOV2002 00:00:00)
Stop time of products	26-11-2002 (26NOV2002 00:00:00)
Store outputs in DB	Yes
Nb of level 2 prods	377
Nb of prods with errors	0

## 2. Summary of processed GOM\_NL\_\_2P products.

Nr	Filename	UTC Start time	Limb	Duration	Star Id	Star Name	Star Mag	Star Temp	Nb Meas	Orbit	Prod. error
1	GOM_NL__2PRFIN20021125_000004_000000362011_00288_03849_1947.N1	25-NOV-2002 00:00:04	Bright	35.500	68	18Alp Cas	2.2250	4500.0	71	3849	No
2	GOM_NL__2PRFIN20021125_000118_000000382011_00288_03849_1948.N1	25-NOV-2002 00:01:18	Bright	38.000	74	11Bet Cas	2.2680	6600.0	76	3849	No
3	GOM_NL__2PRFIN20021125_000824_000000382011_00288_03849_1949.N1	25-NOV-2002 00:08:24	Bright	37.500	49	1Alp UMi	1.9900	6300.0	75	3849	No
4	GOM_NL__2PRFIN20021125_001259_000000412011_00288_03849_1950.N1	25-NOV-2002 00:12:59	Bright	40.500	60	7Bet UMi	2.0810	3950.0	81	3849	No
5	GOM_NL__2PRFIN20021125_001520_000000392011_00288_03849_1951.N1	25-NOV-2002 00:15:20	Bright	38.500	119	14Eta Dra	2.7270	4700.0	77	3849	No
6	GOM_NL__2PRFIN20021125_001708_000000492011_00288_03849_1952.N1	25-NOV-2002 00:17:08	Bright	48.500	82	48Bet UMa	2.3650	10600.	97	3849	No
7	GOM_NL__2PRFIN20021125_001844_000000442011_00288_03849_1953.N1	25-NOV-2002 00:18:44	Bright	43.500	87	64Gam UMa	2.4330	11000.	87	3849	No
8	GOM_NL__2PRFIN20021125_002016_000000392011_00288_03849_1954.N1	25-NOV-2002 00:20:16	Bright	39.000	39	85Eta UMa	1.8540	24000.	78	3849	No
9	GOM_NL__2PRFIN20021125_002304_000000352011_00288_03849_1955.N1	25-NOV-2002 00:23:04	Bright	34.500	180	27Gam Boo	3.0400	8000.0	69	3849	No
10	GOM_NL__2PRFIN20021125_002602_000000362011_00288_03849_1956.N1	25-NOV-2002 00:26:02	Bright	36.000	83		2.3780	11000.	72	3849	No
11	GOM_NL__2PRFIN20021125_002832_000000352011_00288_03849_1957.N1	25-NOV-2002 00:28:32	Bright	35.000	3	16Alp Boo	-0.050000	4250.0	70	3849	No
12	GOM_NL__2PRFIN20021125_003125_000000602011_00288_03849_1958.N1	25-NOV-2002 00:31:25	Bright	60.000	96	68Del Leo	2.5600	9300.0	120	3849	No
13	GOM_NL__2PRFIN20021125_003450_000001212011_00288_03849_1959.N1	25-NOV-2002 00:34:50	Twilight	120.50	51	41Gam1Leo	2.0100	4500.0	241	3849	No
14	GOM_NL__2PRFIN20021125_004154_000001972011_00288_03849_1960.N1	25-NOV-2002 00:41:54	Dark	197.00	22	32Alp Leo	1.3600	15200.	394	3849	No
15	GOM_NL__2PRFIN20021125_004832_000000402011_00288_03849_1961.N1	25-NOV-2002 00:48:32	Dark	40.000	64	Gam Cen	2.2000	10600.	80	3849	No
16	GOM_NL__2PRFIN20021125_004945_000000402011_00288_03849_1962.N1	25-NOV-2002 00:49:45	Dark	40.000	99	Del Cen	2.5750	26000.	80	3849	No
17	GOM_NL__2PRFIN20021125_005108_000000452011_00288_03849_1963.N1	25-NOV-2002 00:51:08	Dark	45.000	20	Bet Cru	1.2530	30000.	90	3849	No
18	GOM_NL__2PRFIN20021125_005217_000000442011_00289_03850_1934.N1	25-NOV-2002 00:52:17	Dark	44.000	12	Alp1Cru	0.77500	30000.	88	3850	No
19	GOM_NL__2PRFIN20021125_005445_000000382011_00289_03850_1935.N1	25-NOV-2002 00:54:45	Dark	38.000	124	The Car	2.7640	30000.	76	3850	No
20	GOM_NL__2PRFIN20021125_005909_000000492011_00289_03850_1936.N1	25-NOV-2002 00:59:09	Dark	49.000	41	Eps Car	1.8600	4100.0	98	3850	No
21	GOM_NL__2PRFIN20021125_010044_000000482011_00289_03850_1937.N1	25-NOV-2002 01:00:44	Dark	48.000	34	Gam2Vel	1.7930	23000.	96	3850	No
22	GOM_NL__2PRFIN20021125_010213_000000602011_00289_03850_1938.N1	25-NOV-2002 01:02:13	Dark	59.500	70	Zet Pup	2.2460	39000.	119	3850	No
23	GOM_NL__2PRFIN20021125_010438_000000592011_00289_03850_1939.N1	25-NOV-2002 01:04:38	Dark	59.000	2	Alp Car	-0.73600	7000.0	118	3850	No
24	GOM_NL__2PRFIN20021125_010656_000001102011_00289_03850_1940.N1	25-NOV-2002 01:06:56	Dark	109.50	132	15Rho Pup	2.8030	6900.0	219	3850	No
25	GOM_NL__2PRFIN20021125_010957_000000722011_00289_03850_1941.N1	25-NOV-2002 01:09:57	Dark	72.000	23	21Eps CMa	1.5020	26000.	144	3850	No
26	GOM_NL__2PRFIN20021125_011228_000000402011_00289_03850_1942.N1	25-NOV-2002 01:12:28	Straylight	39.500	157	The1Eri	2.9060	9300.0	79	3850	No
27	GOM_NL__2PRFIN20021125_011648_000000842011_00289_03850_1943.N1	25-NOV-2002 01:16:48	Straylight	84.000	47	2Bet CMa	1.9760	28000.	168	3850	No
28	GOM_NL__2PRFIN20021125_011930_000000462011_00289_03850_1944.N1	25-NOV-2002 01:19:30	Straylight	45.500	165	34Gam Eri	2.9500	3200.0	91	3850	No
29	GOM_NL__2PRFIN20021125_012107_000000792011_00289_03850_1945.N1	25-NOV-2002 01:21:07	Straylight	79.000	56	53Kap Ori	2.0650	30000.	158	3850	No
30	GOM_NL__2PRFIN20021125_012448_000000842011_00289_03850_1946.N1	25-NOV-2002 01:24:48	Twilight	83.500	33	50Zet Ori	1.7660	30000.	167	3850	No
31	GOM_NL__2PRFIN20021125_013001_000000382011_00289_03850_1947.N1	25-NOV-2002 01:30:01	Bright	37.500	105	6Bet Ari	2.6450	8900.0	75	3850	No
32	GOM_NL__2PRFIN20021125_013348_000000362011_00289_03850_1948.N1	25-NOV-2002 01:33:48	Bright	36.000	173	4Bet Tri	3.0040	8900.0	72	3850	No
33	GOM_NL__2PRFIN20021125_013534_000000382011_00289_03850_1949.N1	25-NOV-2002 01:35:34	Bright	38.000	79	26Bet Per	2.3100	13100.	76	3850	No
34	GOM_NL__2PRFIN20021125_013759_000000402011_00289_03850_1950.N1	25-NOV-2002 01:37:59	Bright	39.500	175	39Del Per	3.0100	19400.	79	3850	No
35	GOM_NL__2PRFIN20021125_014040_000000382011_00289_03850_1951.N1	25-NOV-2002 01:40:40	Bright	38.000	68	18Alp Cas	2.2250	4500.0	76	3850	No
36	GOM_NL__2PRFIN20021125_014154_000000382011_00289_03850_1952.N1	25-NOV-2002 01:41:54	Bright	37.500	74	11Bet Cas	2.2680	6600.0	75	3850	No
37	GOM_NL__2PRFIN20021125_014901_000000352011_00289_03850_1953.N1	25-NOV-2002 01:49:01	Bright	35.000	49	1Alp UMi	1.9900	6300.0	70	3850	No
38	GOM_NL__2PRFIN20021125_015333_000000432011_00289_03850_1954.N1	25-NOV-2002 01:53:33	Bright	42.500	60	7Bet UMi	2.0810	3950.0	85	3850	No
39	GOM_NL__2PRFIN20021125_015556_000000382011_00289_03850_1955.N1	25-NOV-2002 01:55:56	Bright	38.000	119	14Eta Dra	2.7270	4700.0	76	3850	No
40	GOM_NL__2PRFIN20021125_020052_000000392011_00289_03850_1956.N1	25-NOV-2002 02:00:52	Bright	39.000	39	85Eta UMa	1.8540	24000.	78	3850	No
41	GOM_NL__2PRFIN20021125_020339_000000352011_00289_03850_1957.N1	25-NOV-2002 02:03:39	Bright	35.000	180	27Gam Boo	3.0400	8000.0	70	3850	No
42	GOM_NL__2PRFIN20021125_020638_000000362011_00289_03850_1958.N1	25-NOV-2002 02:06:38	Bright	36.000	83		2.3780	11000.	72	3850	No



43	GOM_NL__2PRFIN20021125_020907_000000372011_00289_03850_1959.N1	25-NOV-2002 02:09:07	Bright	36.500	3	16Alp Boo	-0.050000	4250.0	73	3850	No
44	GOM_NL__2PRFIN20021125_021201_000000612011_00289_03850_1960.N1	25-NOV-2002 02:12:01	Bright	60.500	96	68Del Leo	2.5600	9300.0	121	3850	No
45	GOM_NL__2PRFIN20021125_021527_000001242011_00289_03850_1961.N1	25-NOV-2002 02:15:27	Tw_i_and_stray	124.00	51	41Gam1Leo	2.0100	4500.0	248	3850	No
46	GOM_NL__2PRFIN20021125_022234_000002022011_00289_03850_1962.N1	25-NOV-2002 02:22:34	Dark	202.00	22	32Alp Leo	1.3600	15200.	404	3850	No
47	GOM_NL__2PRFIN20021125_022908_000000402011_00289_03850_1963.N1	25-NOV-2002 02:29:08	Dark	40.000	64	Gam Cen	2.2000	10600.	80	3850	No
48	GOM_NL__2PRFIN20021125_023021_000000392011_00289_03850_1964.N1	25-NOV-2002 02:30:21	Dark	39.000	99	Del Cen	2.5750	26000.	78	3850	No
49	GOM_NL__2PRFIN20021125_023144_000000392011_00289_03850_1965.N1	25-NOV-2002 02:31:44	Dark	39.000	20	Bet Cru	1.2530	30000.	78	3850	No
50	GOM_NL__2PRFIN20021125_023254_000000422011_00290_03851_9520.N1	25-NOV-2002 02:32:54	Dark	42.000	12	Alp1Cru	0.77500	30000.	84	3851	No
51	GOM_NL__2PRFIN20021125_023521_000000382011_00290_03851_9521.N1	25-NOV-2002 02:35:21	Dark	38.000	124	The Car	2.7640	30000.	76	3851	No
52	GOM_NL__2PRFIN20021125_023946_000000512011_00290_03851_9522.N1	25-NOV-2002 02:39:46	Dark	51.000	41	Eps Car	1.8600	4100.0	102	3851	No
53	GOM_NL__2PRFIN20021125_024121_000000492011_00290_03851_9523.N1	25-NOV-2002 02:41:21	Dark	48.500	34	Gam2Vel	1.7930	23000.	97	3851	No
54	GOM_NL__2PRFIN20021125_024250_000000572011_00290_03851_9524.N1	25-NOV-2002 02:42:50	Dark	56.500	70	Zet Pup	2.2460	39000.	113	3851	No
55	GOM_NL__2PRFIN20021125_024514_000000492011_00290_03851_9525.N1	25-NOV-2002 02:45:14	Dark	49.000	2	Alp Car	-0.73600	7000.0	98	3851	No
56	GOM_NL__2PRFIN20021125_024734_000001102011_00290_03851_9526.N1	25-NOV-2002 02:47:34	Dark	110.00	132	15Rho Pup	2.8030	6900.0	220	3851	No
57	GOM_NL__2PRFIN20021125_025034_000000752011_00290_03851_9527.N1	25-NOV-2002 02:50:34	Dark	74.500	23	21Eps CMa	1.5020	26000.	149	3851	No
58	GOM_NL__2PRFIN20021125_025304_000000402011_00290_03851_9528.N1	25-NOV-2002 02:53:04	Straylight	40.000	157	The1Eri	2.9060	9300.0	80	3851	No
59	GOM_NL__2PRFIN20021125_025724_000000802011_00290_03851_9529.N1	25-NOV-2002 02:57:24	Straylight	79.500	47	2Bet CMa	1.9760	28000.	159	3851	No
60	GOM_NL__2PRFIN20021125_030006_000000482011_00290_03851_9530.N1	25-NOV-2002 03:00:06	Straylight	48.000	165	34Gam Eri	2.9500	3200.0	96	3851	No
61	GOM_NL__2PRFIN20021125_030143_000000742011_00290_03851_9531.N1	25-NOV-2002 03:01:43	Straylight	74.000	56	53Kap Ori	2.0650	30000.	148	3851	No
62	GOM_NL__2PRFIN20021125_030523_000000802011_00290_03851_9532.N1	25-NOV-2002 03:05:23	Tw_i_and_stray	79.500	33	50Zet Ori	1.7660	30000.	159	3851	No
63	GOM_NL__2PRFIN20021125_031037_000000372011_00290_03851_9533.N1	25-NOV-2002 03:10:37	Bright	37.000	105	6Bet Ari	2.6450	8900.0	74	3851	No
64	GOM_NL__2PRFIN20021125_031424_000000372011_00290_03851_9534.N1	25-NOV-2002 03:14:24	Bright	36.500	173	4Bet Tri	3.0040	8900.0	73	3851	No
65	GOM_NL__2PRFIN20021125_031609_000000392011_00290_03851_9535.N1	25-NOV-2002 03:16:09	Bright	38.500	79	26Bet Per	2.3100	13100.	77	3851	No
66	GOM_NL__2PRFIN20021125_031835_000000392011_00290_03851_9536.N1	25-NOV-2002 03:18:35	Bright	39.000	175	39Del Per	3.0100	19400.	78	3851	No
67	GOM_NL__2PRFIN20021125_032116_000000362011_00290_03851_9537.N1	25-NOV-2002 03:21:16	Bright	35.500	68	18Alp Cas	2.2250	4500.0	71	3851	No
68	GOM_NL__2PRFIN20021125_032230_000000382011_00290_03851_9538.N1	25-NOV-2002 03:22:30	Bright	37.500	74	11Bet Cas	2.2680	6600.0	75	3851	No
69	GOM_NL__2PRFIN20021125_032937_000000352011_00290_03851_9539.N1	25-NOV-2002 03:29:37	Bright	35.000	49	1Alp UMi	1.9900	6300.0	70	3851	No
70	GOM_NL__2PRFIN20021125_033411_000000372011_00290_03851_9540.N1	25-NOV-2002 03:34:11	Bright	37.000	60	7Bet UMi	2.0810	3950.0	74	3851	No
71	GOM_NL__2PRFIN20021125_033633_000000382011_00290_03851_9541.N1	25-NOV-2002 03:36:33	Bright	37.500	119	14Eta Dra	2.7270	4700.0	75	3851	No
72	GOM_NL__2PRFIN20021125_034128_000000382011_00290_03851_9542.N1	25-NOV-2002 03:41:28	Bright	38.000	39	85Eta UMa	1.8540	24000.	76	3851	No
73	GOM_NL__2PRFIN20021125_034416_000000362011_00290_03851_9543.N1	25-NOV-2002 03:44:16	Bright	35.500	180	27Gam Boo	3.0400	8000.0	71	3851	No
74	GOM_NL__2PRFIN20021125_034714_000000362011_00290_03851_9544.N1	25-NOV-2002 03:47:14	Bright	36.000	83		2.3780	11000.	72	3851	No
75	GOM_NL__2PRFIN20021125_034944_000000362011_00290_03851_9545.N1	25-NOV-2002 03:49:44	Bright	35.500	3	16Alp Boo	-0.050000	4250.0	71	3851	No
76	GOM_NL__2PRFIN20021125_035238_000000612011_00290_03851_9546.N1	25-NOV-2002 03:52:38	Bright	60.500	96	68Del Leo	2.5600	9300.0	121	3851	No
77	GOM_NL__2PRFIN20021125_035605_000001312011_00290_03851_9547.N1	25-NOV-2002 03:56:05	Tw_i_and_stray	131.00	51	41Gam1Leo	2.0100	4500.0	262	3851	No
78	GOM_NL__2PRFIN20021125_040314_000001992011_00290_03851_9548.N1	25-NOV-2002 04:03:14	Dark	199.00	22	32Alp Leo	1.3600	15200.	398	3851	No
79	GOM_NL__2PRFIN20021125_040945_000000402011_00290_03851_9549.N1	25-NOV-2002 04:09:45	Dark	40.000	64	Gam Cen	2.2000	10600.	80	3851	No
80	GOM_NL__2PRFIN20021125_041058_000000412011_00290_03851_9550.N1	25-NOV-2002 04:10:58	Dark	40.500	99	Del Cen	2.5750	26000.	81	3851	No
81	GOM_NL__2PRFIN20021125_041220_000000382011_00290_03851_9551.N1	25-NOV-2002 04:12:20	Dark	38.000	20	Bet Cru	1.2530	30000.	76	3851	No
82	GOM_NL__2PRFIN20021125_041330_000000412011_00291_03852_9511.N1	25-NOV-2002 04:13:30	Dark	40.500	12	Alp1Cru	0.77500	30000.	81	3852	No
83	GOM_NL__2PRFIN20021125_041558_000000382011_00291_03852_9512.N1	25-NOV-2002 04:15:58	Dark	37.500	124	The Car	2.7640	30000.	75	3852	No
84	GOM_NL__2PRFIN20021125_042023_000000442011_00291_03852_9513.N1	25-NOV-2002 04:20:23	Dark	44.000	41	Eps Car	1.8600	4100.0	88	3852	No
85	GOM_NL__2PRFIN20021125_042158_000000492011_00291_03852_9514.N1	25-NOV-2002 04:21:58	Dark	49.000	34	Gam2Vel	1.7930	23000.	98	3852	No
86	GOM_NL__2PRFIN20021125_042328_000000562011_00291_03852_9515.N1	25-NOV-2002 04:23:28	Dark	55.500	70	Zet Pup	2.2460	39000.	111	3852	No
87	GOM_NL__2PRFIN20021125_042551_000000532011_00291_03852_9516.N1	25-NOV-2002 04:25:51	Dark	52.500	2	Alp Car	-0.73600	7000.0	105	3852	No
88	GOM_NL__2PRFIN20021125_042812_000001092011_00291_03852_9517.N1	25-NOV-2002 04:28:12	Dark	109.00	132	15Rho Pup	2.8030	6900.0	218	3852	No
89	GOM_NL__2PRFIN20021125_043111_000000742011_00291_03852_9518.N1	25-NOV-2002 04:31:11	Dark	74.000	23	21Eps CMa	1.5020	26000.	148	3852	No
90	GOM_NL__2PRFIN20021125_043341_000000402011_00291_03852_9519.N1	25-NOV-2002 04:33:41	Straylight	39.500	157	The1Eri	2.9060	9300.0	79	3852	No
91	GOM_NL__2PRFIN20021125_043800_000000802011_00291_03852_9520.N1	25-NOV-2002 04:38:00	Straylight	79.500	47	2Bet CMa	1.9760	28000.	159	3852	No
92	GOM_NL__2PRFIN20021125_044042_000000482011_00291_03852_9521.N1	25-NOV-2002 04:40:42	Straylight	48.000	165	34Gam Eri	2.9500	3200.0	96	3852	No
93	GOM_NL__2PRFIN20021125_044219_000000732011_00291_03852_9522.N1	25-NOV-2002 04:42:19	Straylight	73.000	56	53Kap Ori	2.0650	30000.	146	3852	No
94	GOM_NL__2PRFIN20021125_044558_000000792011_00291_03852_9523.N1	25-NOV-2002 04:45:58	Tw_i_and_stray	78.500	33	50Zet Ori	1.7660	30000.	157	3852	No
95	GOM_NL__2PRFIN20021125_045114_000000392011_00291_03852_9524.N1	25-NOV-2002 04:51:14	Bright	38.500	105	6Bet Ari	2.6450	8900.0	77	3852	No
96	GOM_NL__2PRFIN20021125_045500_000000372011_00291_03852_9525.N1	25-NOV-2002 04:55:00	Bright	36.500	173	4Bet Tri	3.0040	8900.0	73	3852	No
97	GOM_NL__2PRFIN20021125_045645_000000402011_00291_03852_9526.N1	25-NOV-2002 04:56:45	Bright	39.500	79	26Bet Per	2.3100	13100.	79	3852	No
98	GOM_NL__2PRFIN20021125_045911_000000392011_00291_03852_9527.N1	25-NOV-2002 04:59:11	Bright	38.500	175	39Del Per	3.0100	19400.	77	3852	No
99	GOM_NL__2PRFIN20021125_050153_000000372011_00291_03852_9528.N1	25-NOV-2002 05:01:53	Bright	37.000	68	18Alp Cas	2.2250	4500.0	74	3852	No
100	GOM_NL__2PRFIN20021125_050307_000000372011_00291_03852_9529.N1	25-NOV-2002 05:03:07	Bright	37.000	74	11Bet Cas	2.2680	6600.0	74	3852	No
101	GOM_NL__2PRFIN20021125_051013_000000372011_00291_03852_9530.N1	25-NOV-2002 05:10:13	Bright	37.000	49	1Alp UMi	1.9900	6300.0	74	3852	No

102	GOM_NL__2PRFIN20021125_051448_000000392011_00291_03852_9531.N1	25-NOV-2002 05:14:48	Bright	38.500	60	7Bet UMi	2.0810	3950.0	77	3852	No
103	GOM_NL__2PRFIN20021125_051709_000000372011_00291_03852_9532.N1	25-NOV-2002 05:17:09	Bright	37.000	119	14Eta Dra	2.7270	4700.0	74	3852	No
104	GOM_NL__2PRFIN20021125_052205_000000362011_00291_03852_9533.N1	25-NOV-2002 05:22:05	Bright	35.500	39	85Eta UMa	1.8540	24000.	71	3852	No
105	GOM_NL__2PRFIN20021125_052751_000000352011_00291_03852_9534.N1	25-NOV-2002 05:27:51	Bright	34.500	83		2.3780	11000.	69	3852	No
106	GOM_NL__2PRFIN20021125_053021_000000362011_00291_03852_9535.N1	25-NOV-2002 05:30:21	Bright	35.500	3	16Alp Boo	-0.050000	4250.0	71	3852	No
107	GOM_NL__2PRFIN20021125_053315_000000602011_00291_03852_9536.N1	25-NOV-2002 05:33:15	Bright	59.500	96	68Del Leo	2.5600	9300.0	119	3852	No
108	GOM_NL__2PRFIN20021125_053643_000001292011_00291_03852_9537.N1	25-NOV-2002 05:36:43	Twi_and_stray	129.00	51	41Gam1Leo	2.0100	4500.0	258	3852	No
109	GOM_NL__2PRFIN20021125_054354_000002042011_00291_03852_9538.N1	25-NOV-2002 05:43:54	Dark	203.50	22	32Alp Leo	1.3600	15200.	407	3852	No
110	GOM_NL__2PRFIN20021125_055021_000000432011_00291_03852_9539.N1	25-NOV-2002 05:50:21	Dark	42.500	64	Gam Cen	2.2000	10600.	85	3852	No
111	GOM_NL__2PRFIN20021125_055134_000000412011_00291_03852_9540.N1	25-NOV-2002 05:51:34	Dark	40.500	99	Del Cen	2.5750	26000.	81	3852	No
112	GOM_NL__2PRFIN20021125_055256_000000432011_00291_03852_9541.N1	25-NOV-2002 05:52:56	Dark	43.000	20	Bet Cru	1.2530	30000.	86	3852	No
113	GOM_NL__2PRFIN20021125_055406_000000462011_00292_03853_9520.N1	25-NOV-2002 05:54:06	Dark	45.500	12	Alp1Cru	0.77500	30000.	91	3853	No
114	GOM_NL__2PRFIN20021125_055635_000000392011_00292_03853_9521.N1	25-NOV-2002 05:56:35	Dark	38.500	124	The Car	2.7640	30000.	77	3853	No
115	GOM_NL__2PRFIN20021125_060059_000000422011_00292_03853_9522.N1	25-NOV-2002 06:00:59	Dark	42.000	41	Eps Car	1.8600	4100.0	84	3853	No
116	GOM_NL__2PRFIN20021125_060235_000000512011_00292_03853_9523.N1	25-NOV-2002 06:02:35	Dark	50.500	34	Gam2Vel	1.7930	23000.	101	3853	No
117	GOM_NL__2PRFIN20021125_060405_000000582011_00292_03853_9524.N1	25-NOV-2002 06:04:05	Dark	58.000	70	Zet Pup	2.2460	39000.	116	3853	No
118	GOM_NL__2PRFIN20021125_060628_000000592011_00292_03853_9525.N1	25-NOV-2002 06:06:28	Dark	59.000	2	Alp Car	-0.73600	7000.0	118	3853	No
119	GOM_NL__2PRFIN20021125_060849_000001082011_00292_03853_9526.N1	25-NOV-2002 06:08:49	Dark	108.00	132	15Rho Pup	2.8030	6900.0	216	3853	No
120	GOM_NL__2PRFIN20021125_061148_000000712011_00292_03853_9527.N1	25-NOV-2002 06:11:48	Dark	70.500	23	21Eps CMa	1.5020	26000.	141	3853	No
121	GOM_NL__2PRFIN20021125_061417_000000402011_00292_03853_9528.N1	25-NOV-2002 06:14:17	Straylight	39.500	157	The1Eri	2.9060	9300.0	79	3853	No
122	GOM_NL__2PRFIN20021125_061836_000000832011_00292_03853_9529.N1	25-NOV-2002 06:18:36	Straylight	82.500	47	2Bet CMa	1.9760	28000.	165	3853	No
123	GOM_NL__2PRFIN20021125_062118_000000522011_00292_03853_9530.N1	25-NOV-2002 06:21:18	Straylight	51.500	165	34Gam Eri	2.9500	3200.0	103	3853	No
124	GOM_NL__2PRFIN20021125_062254_000000752011_00292_03853_9531.N1	25-NOV-2002 06:22:54	Straylight	75.000	56	53Kap Ori	2.0650	30000.	150	3853	No
125	GOM_NL__2PRFIN20021125_062633_000000772011_00292_03853_9532.N1	25-NOV-2002 06:26:33	Twi_and_stray	76.500	33	50Zet Ori	1.7660	30000.	153	3853	No
126	GOM_NL__2PRFIN20021125_063150_000000392011_00292_03853_9533.N1	25-NOV-2002 06:31:50	Bright	38.500	105	6Bet Ari	2.6450	8900.0	77	3853	No
127	GOM_NL__2PRFIN20021125_063536_000000372011_00292_03853_9534.N1	25-NOV-2002 06:35:36	Bright	36.500	173	4Bet Tri	3.0040	8900.0	73	3853	No
128	GOM_NL__2PRFIN20021125_063721_000000392011_00292_03853_9535.N1	25-NOV-2002 06:37:21	Bright	39.000	79	26Bet Per	2.3100	13100.	78	3853	No
129	GOM_NL__2PRFIN20021125_063946_000000392011_00292_03853_9536.N1	25-NOV-2002 06:39:46	Bright	39.000	175	39Del Per	3.0100	19400.	78	3853	No
130	GOM_NL__2PRFIN20021125_064229_000000382011_00292_03853_9537.N1	25-NOV-2002 06:42:29	Bright	38.000	68	18Alp Cas	2.2250	4500.0	76	3853	No
131	GOM_NL__2PRFIN20021125_064343_000000382011_00292_03853_9538.N1	25-NOV-2002 06:43:43	Bright	37.500	74	11Bet Cas	2.2680	6600.0	75	3853	No
132	GOM_NL__2PRFIN20021125_065050_000000372011_00292_03853_9539.N1	25-NOV-2002 06:50:50	Bright	36.500	49	1Alp UMi	1.9900	6300.0	73	3853	No
133	GOM_NL__2PRFIN20021125_065524_000000352011_00292_03853_9540.N1	25-NOV-2002 06:55:24	Bright	34.500	60	7Bet UMi	2.0810	3950.0	69	3853	No
134	GOM_NL__2PRFIN20021125_065745_000000352011_00292_03853_9541.N1	25-NOV-2002 06:57:45	Bright	34.500	119	14Eta Dra	2.7270	4700.0	69	3853	No
135	GOM_NL__2PRFIN20021125_070242_000000382011_00292_03853_9542.N1	25-NOV-2002 07:02:42	Bright	38.000	39	85Eta UMa	1.8540	24000.	76	3853	No
136	GOM_NL__2PRFIN20021125_070827_000000352011_00292_03853_9543.N1	25-NOV-2002 07:08:27	Bright	35.000	83		2.3780	11000.	70	3853	No
137	GOM_NL__2PRFIN20021125_071057_000000352011_00292_03853_9544.N1	25-NOV-2002 07:10:57	Bright	35.000	3	16Alp Boo	-0.050000	4250.0	70	3853	No
138	GOM_NL__2PRFIN20021125_071351_000000612011_00292_03853_9545.N1	25-NOV-2002 07:13:51	Bright	60.500	96	68Del Leo	2.5600	9300.0	121	3853	No
139	GOM_NL__2PRFIN20021125_071720_000001322011_00292_03853_9546.N1	25-NOV-2002 07:17:20	Twi_and_stray	131.50	51	41Gam1Leo	2.0100	4500.0	263	3853	No
140	GOM_NL__2PRFIN20021125_072434_000002252011_00292_03853_9547.N1	25-NOV-2002 07:24:34	Dark	224.50	22	32Alp Leo	1.3600	15200.	449	3853	No
141	GOM_NL__2PRFIN20021125_073057_000000422011_00292_03853_9548.N1	25-NOV-2002 07:30:57	Dark	42.000	64	Gam Cen	2.2000	10600.	84	3853	No
142	GOM_NL__2PRFIN20021125_073211_000000392011_00292_03853_9549.N1	25-NOV-2002 07:32:11	Dark	39.000	99	Del Cen	2.5750	26000.	78	3853	No
143	GOM_NL__2PRFIN20021125_073332_000000392011_00292_03853_9550.N1	25-NOV-2002 07:33:32	Dark	39.000	20	Bet Cru	1.2530	30000.	78	3853	No
144	GOM_NL__2PRFIN20021125_073442_000000442011_00293_03854_9518.N1	25-NOV-2002 07:34:42	Dark	44.000	12	Alp1Cru	0.77500	30000.	88	3854	No
145	GOM_NL__2PRFIN20021125_073711_000000392011_00293_03854_9519.N1	25-NOV-2002 07:37:11	Dark	39.000	124	The Car	2.7640	30000.	78	3854	No
146	GOM_NL__2PRFIN20021125_074136_000000442011_00293_03854_9520.N1	25-NOV-2002 07:41:36	Dark	44.000	41	Eps Car	1.8600	4100.0	88	3854	No
147	GOM_NL__2PRFIN20021125_074312_000000532011_00293_03854_9521.N1	25-NOV-2002 07:43:12	Dark	53.000	34	Gam2Vel	1.7930	23000.	106	3854	No
148	GOM_NL__2PRFIN20021125_074442_000000562011_00293_03854_9522.N1	25-NOV-2002 07:44:42	Dark	56.000	70	Zet Pup	2.2460	39000.	112	3854	No
149	GOM_NL__2PRFIN20021125_074704_000000592011_00293_03854_9523.N1	25-NOV-2002 07:47:04	Dark	59.000	2	Alp Car	-0.73600	7000.0	118	3854	No
150	GOM_NL__2PRFIN20021125_074927_000001092011_00293_03854_9524.N1	25-NOV-2002 07:49:27	Dark	108.50	132	15Rho Pup	2.8030	6900.0	217	3854	No
151	GOM_NL__2PRFIN20021125_075225_000000712011_00293_03854_9525.N1	25-NOV-2002 07:52:25	Dark	70.500	23	21Eps CMa	1.5020	26000.	141	3854	No
152	GOM_NL__2PRFIN20021125_075453_000000382011_00293_03854_9526.N1	25-NOV-2002 07:54:53	Straylight	38.000	157	The1Eri	2.9060	9300.0	76	3854	No
153	GOM_NL__2PRFIN20021125_075913_000000822011_00293_03854_9527.N1	25-NOV-2002 07:59:13	Straylight	82.000	47	2Bet CMa	1.9760	28000.	164	3854	No
154	GOM_NL__2PRFIN20021125_080154_000000482011_00293_03854_9528.N1	25-NOV-2002 08:01:54	Straylight	48.000	165	34Gam Eri	2.9500	3200.0	96	3854	No
155	GOM_NL__2PRFIN20021125_080330_000000792011_00293_03854_9529.N1	25-NOV-2002 08:03:30	Straylight	78.500	56	53Kap Ori	2.0650	30000.	157	3854	No
156	GOM_NL__2PRFIN20021125_080709_000000792011_00293_03854_9530.N1	25-NOV-2002 08:07:09	Twi_and_stray	79.000	33	50Zet Ori	1.7660	30000.	158	3854	No
157	GOM_NL__2PRFIN20021125_081226_000000372011_00293_03854_9531.N1	25-NOV-2002 08:12:26	Bright	37.000	105	6Bet Ari	2.6450	8900.0	74	3854	No
158	GOM_NL__2PRFIN20021125_081612_000000362011_00293_03854_9532.N1	25-NOV-2002 08:16:12	Bright	36.000	173	4Bet Tri	3.0040	8900.0	72	3854	No
159	GOM_NL__2PRFIN20021125_081757_000000392011_00293_03854_9533.N1	25-NOV-2002 08:17:57	Bright	38.500	79	26Bet Per	2.3100	13100.	77	3854	No
160	GOM_NL__2PRFIN20021125_082022_000000402011_00293_03854_9534.N1	25-NOV-2002 08:20:22	Bright	39.500	175	39Del Per	3.0100	19400.	79	3854	No

161	GOM_NL__2PRFIN20021125_082305_000000382011_00293_03854_9535.N1	25-NOV-2002 08:23:05	Bright	37.500	68	18Alp Cas	2.2250	4500.0	75	3854	No
162	GOM_NL__2PRFIN20021125_082420_000000372011_00293_03854_9536.N1	25-NOV-2002 08:24:20	Bright	37.000	74	11Bet Cas	2.2680	6600.0	74	3854	No
163	GOM_NL__2PRFIN20021125_083126_000000362011_00293_03854_9537.N1	25-NOV-2002 08:31:26	Bright	35.500	49	1Alp UMi	1.9900	6300.0	71	3854	No
164	GOM_NL__2PRFIN20021125_083601_000000382011_00293_03854_9538.N1	25-NOV-2002 08:36:01	Bright	38.000	60	7Bet UMi	2.0810	3950.0	76	3854	No
165	GOM_NL__2PRFIN20021125_083822_000000362011_00293_03854_9539.N1	25-NOV-2002 08:38:22	Bright	36.000	119	14Eta Dra	2.7270	4700.0	72	3854	No
166	GOM_NL__2PRFIN20021125_084318_000000382011_00293_03854_9540.N1	25-NOV-2002 08:43:18	Bright	38.000	39	85Eta UMa	1.8540	24000.	76	3854	No
167	GOM_NL__2PRFIN20021125_084605_000000342011_00293_03854_9541.N1	25-NOV-2002 08:46:05	Bright	33.500	180	27Gam Boo	3.0400	8000.0	67	3854	No
168	GOM_NL__2PRFIN20021125_084904_000000352011_00293_03854_9542.N1	25-NOV-2002 08:49:04	Bright	34.500	83		2.3780	11000.	69	3854	No
169	GOM_NL__2PRFIN20021125_085134_000000352011_00293_03854_9543.N1	25-NOV-2002 08:51:34	Bright	35.000	3	16Alp Boo	-0.050000	4250.0	70	3854	No
170	GOM_NL__2PRFIN20021125_085428_000000612011_00293_03854_9544.N1	25-NOV-2002 08:54:28	Bright	61.000	96	68Del Leo	2.5600	9300.0	122	3854	No
171	GOM_NL__2PRFIN20021125_085758_000001292011_00293_03854_9545.N1	25-NOV-2002 08:57:58	Tw_i_and_stray	128.50	51	41Gam1Leo	2.0100	4500.0	257	3854	No
172	GOM_NL__2PRFIN20021125_090514_000002192011_00293_03854_9546.N1	25-NOV-2002 09:05:14	Dark	218.50	22	32Alp Leo	1.3600	15200.	437	3854	No
173	GOM_NL__2PRFIN20021125_091134_000000402011_00293_03854_9547.N1	25-NOV-2002 09:11:34	Dark	39.500	64	Gam Cen	2.2000	10600.	79	3854	No
174	GOM_NL__2PRFIN20021125_091248_000000392011_00293_03854_9548.N1	25-NOV-2002 09:12:48	Dark	39.000	99	Del Cen	2.5750	26000.	78	3854	No
175	GOM_NL__2PRFIN20021125_091409_000000392011_00293_03854_9549.N1	25-NOV-2002 09:14:09	Dark	38.500	20	Bet Cru	1.2530	30000.	77	3854	No
176	GOM_NL__2PRFIN20021125_091518_000000402011_00294_03855_9977.N1	25-NOV-2002 09:15:18	Dark	39.500	12	Alp1Cru	0.77500	30000.	79	3855	No
177	GOM_NL__2PRFIN20021125_091747_000000392011_00294_03855_9978.N1	25-NOV-2002 09:17:47	Dark	39.000	124	The Car	2.7640	30000.	78	3855	No
178	GOM_NL__2PRFIN20021125_092213_000000432011_00294_03855_9979.N1	25-NOV-2002 09:22:13	Dark	42.500	41	Eps Car	1.8600	4100.0	85	3855	No
179	GOM_NL__2PRFIN20021125_092349_000000492011_00294_03855_9980.N1	25-NOV-2002 09:23:49	Dark	49.000	34	Gam2Vel	1.7930	23000.	98	3855	No
180	GOM_NL__2PRFIN20021125_092519_000000572011_00294_03855_9981.N1	25-NOV-2002 09:25:19	Dark	57.000	70	Zet Pup	2.2460	39000.	114	3855	No
181	GOM_NL__2PRFIN20021125_092741_000000472011_00294_03855_9982.N1	25-NOV-2002 09:27:41	Dark	47.000	2	Alp Car	-0.73600	7000.0	94	3855	No
182	GOM_NL__2PRFIN20021125_141707_000000442011_00297_03858_1739.N1	25-NOV-2002 14:17:07	Dark	44.000	12	Alp1Cru	0.77500	30000.	88	3858	No
183	GOM_NL__2PRFIN20021125_141937_000000382011_00297_03858_1740.N1	25-NOV-2002 14:19:37	Dark	38.000	124	The Car	2.7640	30000.	76	3858	No
184	GOM_NL__2PRFIN20021125_142403_000000442011_00297_03858_1741.N1	25-NOV-2002 14:24:03	Dark	44.000	41	Eps Car	1.8600	4100.0	88	3858	No
185	GOM_NL__2PRFIN20021125_142540_000000492011_00297_03858_1742.N1	25-NOV-2002 14:25:40	Dark	48.500	34	Gam2Vel	1.7930	23000.	97	3858	No
186	GOM_NL__2PRFIN20021125_142711_000000572011_00297_03858_1743.N1	25-NOV-2002 14:27:11	Dark	57.000	70	Zet Pup	2.2460	39000.	114	3858	No
187	GOM_NL__2PRFIN20021125_142931_000000572011_00297_03858_1744.N1	25-NOV-2002 14:29:31	Dark	56.500	2	Alp Car	-0.73600	7000.0	113	3858	No
188	GOM_NL__2PRFIN20021125_143452_000000802011_00297_03858_1745.N1	25-NOV-2002 14:34:52	Dark	80.000	23	21Eps CMa	1.5020	26000.	160	3858	No
189	GOM_NL__2PRFIN20021125_143718_000000402011_00297_03858_1746.N1	25-NOV-2002 14:37:18	Straylight	40.000	157	The1Eri	2.9060	9300.0	80	3858	No
190	GOM_NL__2PRFIN20021125_144209_000001192011_00297_03858_1747.N1	25-NOV-2002 14:42:09	Straylight	118.50	1	9Alp CMa	-1.4400	11000.	237	3858	No
191	GOM_NL__2PRFIN20021125_144610_000000682011_00297_03858_1748.N1	25-NOV-2002 14:46:10	Straylight	67.500	7	19Bet Ori	0.10000	14000.	135	3858	No
192	GOM_NL__2PRFIN20021125_144942_000000712011_00297_03858_1749.N1	25-NOV-2002 14:49:42	Tw_i_and_stray	70.500	30	46Eps Ori	1.6940	30000.	141	3858	No
193	GOM_NL__2PRFIN20021125_145451_000000352011_00297_03858_1750.N1	25-NOV-2002 14:54:51	Bright	35.000	105	6Bet Ari	2.6450	8900.0	70	3858	No
194	GOM_NL__2PRFIN20021125_145835_000000372011_00297_03858_1751.N1	25-NOV-2002 14:58:35	Bright	36.500	173	4Bet Tri	3.0040	8900.0	73	3858	No
195	GOM_NL__2PRFIN20021125_150018_000000412011_00297_03858_1752.N1	25-NOV-2002 15:00:18	Bright	40.500	79	26Bet Per	2.3100	13100.	81	3858	No
196	GOM_NL__2PRFIN20021125_150243_000000412011_00297_03858_1753.N1	25-NOV-2002 15:02:43	Bright	40.500	175	39Del Per	3.0100	19400.	81	3858	No
197	GOM_NL__2PRFIN20021125_150530_000000382011_00297_03858_1754.N1	25-NOV-2002 15:05:30	Bright	38.000	68	18Alp Cas	2.2250	4500.0	76	3858	No
198	GOM_NL__2PRFIN20021125_150644_000000352011_00297_03858_1755.N1	25-NOV-2002 15:06:44	Bright	34.500	74	11Bet Cas	2.2680	6600.0	69	3858	No
199	GOM_NL__2PRFIN20021125_151348_000000372011_00297_03858_1756.N1	25-NOV-2002 15:13:48	Bright	37.000	49	1Alp UMi	1.9900	6300.0	74	3858	No
200	GOM_NL__2PRFIN20021125_151823_000000382011_00297_03858_1757.N1	25-NOV-2002 15:18:23	Bright	38.000	60	7Bet UMi	2.0810	3950.0	76	3858	No
201	GOM_NL__2PRFIN20021125_152046_000000372011_00297_03858_1758.N1	25-NOV-2002 15:20:46	Bright	36.500	119	14Eta Dra	2.7270	4700.0	73	3858	No
202	GOM_NL__2PRFIN20021125_152231_000000462011_00297_03858_1759.N1	25-NOV-2002 15:22:31	Bright	45.500	82	48Bet UMa	2.3650	10600.	91	3858	No
203	GOM_NL__2PRFIN20021125_152406_000000392011_00297_03858_1760.N1	25-NOV-2002 15:24:06	Bright	38.500	55	79Zet UMa	2.0600	10200.	77	3858	No
204	GOM_NL__2PRFIN20021125_152540_000000392011_00297_03858_1761.N1	25-NOV-2002 15:25:40	Bright	38.500	39	85Eta UMa	1.8540	24000.	77	3858	No
205	GOM_NL__2PRFIN20021125_152828_000000362011_00297_03858_1762.N1	25-NOV-2002 15:28:28	Bright	36.000	180	27Gam Boo	3.0400	8000.0	72	3858	No
206	GOM_NL__2PRFIN20021125_153126_000000362011_00297_03858_1763.N1	25-NOV-2002 15:31:26	Bright	36.000	83		2.3780	11000.	72	3858	No
207	GOM_NL__2PRFIN20021125_153356_000000362011_00297_03858_1764.N1	25-NOV-2002 15:33:56	Bright	36.000	3	16Alp Boo	-0.050000	4250.0	72	3858	No
208	GOM_NL__2PRFIN20021125_153653_000000852011_00297_03858_1765.N1	25-NOV-2002 15:36:53	Bright	85.000	96	68Del Leo	2.5600	9300.0	170	3858	No
209	GOM_NL__2PRFIN20021125_154028_000001162011_00297_03858_1766.N1	25-NOV-2002 15:40:28	Tw_i_and_stray	115.50	51	41Gam1Leo	2.0100	4500.0	231	3858	No
210	GOM_NL__2PRFIN20021125_154558_000000452011_00297_03858_1767.N1	25-NOV-2002 15:45:58	Tw_i_and_stray	45.000	163	7Del Crv	2.9450	11000.	90	3858	No
211	GOM_NL__2PRFIN20021125_154754_000002362011_00297_03858_1768.N1	25-NOV-2002 15:47:54	Dark	235.50	22	32Alp Leo	1.3600	15200.	471	3858	No
212	GOM_NL__2PRFIN20021125_155357_000000442011_00297_03858_1769.N1	25-NOV-2002 15:53:57	Dark	44.000	64	Gam Cen	2.2000	10600.	88	3858	No
213	GOM_NL__2PRFIN20021125_155512_000000412011_00297_03858_1770.N1	25-NOV-2002 15:55:12	Dark	40.500	99	Del Cen	2.5750	26000.	81	3858	No
214	GOM_NL__2PRFIN20021125_155633_000000402011_00297_03858_1771.N1	25-NOV-2002 15:56:33	Dark	40.000	20	Bet Cru	1.2530	30000.	80	3858	No
215	GOM_NL__2PRFIN20021125_155743_000000472011_00298_03859_1739.N1	25-NOV-2002 15:57:43	Dark	46.500	12	Alp1Cru	0.77500	30000.	93	3859	No
216	GOM_NL__2PRFIN20021125_160012_000000402011_00298_03859_1740.N1	25-NOV-2002 16:00:12	Dark	40.000	124	The Car	2.7640	30000.	80	3859	No
217	GOM_NL__2PRFIN20021125_160438_000000502011_00298_03859_1741.N1	25-NOV-2002 16:04:38	Dark	49.500	41	Eps Car	1.8600	4100.0	99	3859	No
218	GOM_NL__2PRFIN20021125_160613_000000522011_00298_03859_1742.N1	25-NOV-2002 16:06:13	Dark	52.000	34	Gam2Vel	1.7930	23000.	104	3859	No
219	GOM_NL__2PRFIN20021125_160746_000000612011_00298_03859_1743.N1	25-NOV-2002 16:07:46	Dark	60.500	70	Zet Pup	2.2460	39000.	121	3859	No



220	GOM_NL__2PRFIN20021125_161005_000000492011_00298_03859_1744.N1	25-NOV-2002 16:10:05	Dark	49.000	2	Alp Car	-0.73600	7000.0	98	3859	No
221	GOM_NL__2PRFIN20021125_161527_000000772011_00298_03859_1745.N1	25-NOV-2002 16:15:27	Dark	76.500	23	21Eps CMa	1.5020	26000.	153	3859	No
222	GOM_NL__2PRFIN20021125_161753_000000412011_00298_03859_1746.N1	25-NOV-2002 16:17:53	Straylight	40.500	157	The1Eri	2.9060	9300.0	81	3859	No
223	GOM_NL__2PRFIN20021125_162244_000001052011_00298_03859_1747.N1	25-NOV-2002 16:22:44	Straylight	105.00	1	9Alp CMa	-1.4400	11000.	210	3859	No
224	GOM_NL__2PRFIN20021125_162644_000000702011_00298_03859_1748.N1	25-NOV-2002 16:26:44	Straylight	69.500	7	19Bet Ori	0.10000	14000.	139	3859	No
225	GOM_NL__2PRFIN20021125_163016_000000722011_00298_03859_1749.N1	25-NOV-2002 16:30:16	Tw_i_and_stray	71.500	30	46Eps Ori	1.6940	30000.	143	3859	No
226	GOM_NL__2PRFIN20021125_163526_000000382011_00298_03859_1750.N1	25-NOV-2002 16:35:26	Bright	37.500	105	6Bet Ari	2.6450	8900.0	75	3859	No
227	GOM_NL__2PRFIN20021125_163911_000000372011_00298_03859_1751.N1	25-NOV-2002 16:39:11	Bright	37.000	173	4Bet Tri	3.0040	8900.0	74	3859	No
228	GOM_NL__2PRFIN20021125_164054_000000402011_00298_03859_1752.N1	25-NOV-2002 16:40:54	Bright	40.000	79	26Bet Per	2.3100	13100.	80	3859	No
229	GOM_NL__2PRFIN20021125_164319_000000402011_00298_03859_1753.N1	25-NOV-2002 16:43:19	Bright	40.000	175	39Del Per	3.0100	19400.	80	3859	No
230	GOM_NL__2PRFIN20021125_164606_000000382011_00298_03859_1754.N1	25-NOV-2002 16:46:06	Bright	37.500	68	18Alp Cas	2.2250	4500.0	75	3859	No
231	GOM_NL__2PRFIN20021125_164720_000000382011_00298_03859_1755.N1	25-NOV-2002 16:47:20	Bright	38.000	74	11Bet Cas	2.2680	6600.0	76	3859	No
232	GOM_NL__2PRFIN20021125_165424_000000392011_00298_03859_1756.N1	25-NOV-2002 16:54:24	Bright	38.500	49	1Alp UMi	1.9900	6300.0	77	3859	No
233	GOM_NL__2PRFIN20021125_165858_000000402011_00298_03859_1757.N1	25-NOV-2002 16:58:58	Bright	39.500	60	7Bet UMi	2.0810	3950.0	79	3859	No
234	GOM_NL__2PRFIN20021125_170122_000000382011_00298_03859_1758.N1	25-NOV-2002 17:01:22	Bright	37.500	119	14Eta Dra	2.7270	4700.0	75	3859	No
235	GOM_NL__2PRFIN20021125_170307_000000442011_00298_03859_1759.N1	25-NOV-2002 17:03:07	Bright	44.000	82	48Bet UMa	2.3650	10600.	88	3859	No
236	GOM_NL__2PRFIN20021125_170442_000000402011_00298_03859_1760.N1	25-NOV-2002 17:04:42	Bright	40.000	55	79Zet UMa	2.0600	10200.	80	3859	No
237	GOM_NL__2PRFIN20021125_170616_000000392011_00298_03859_1761.N1	25-NOV-2002 17:06:16	Bright	38.500	39	85Eta UMa	1.8540	24000.	77	3859	No
238	GOM_NL__2PRFIN20021125_170904_000000362011_00298_03859_1762.N1	25-NOV-2002 17:09:04	Bright	35.500	180	27Gam Boo	3.0400	8000.0	71	3859	No
239	GOM_NL__2PRFIN20021125_171202_000000362011_00298_03859_1763.N1	25-NOV-2002 17:12:02	Bright	36.000	83		2.3780	11000.	72	3859	No
240	GOM_NL__2PRFIN20021125_171432_000000372011_00298_03859_1764.N1	25-NOV-2002 17:14:32	Bright	37.000	3	16Alp Boo	-0.050000	4250.0	74	3859	No
241	GOM_NL__2PRFIN20021125_171730_000000602011_00298_03859_1765.N1	25-NOV-2002 17:17:30	Bright	59.500	96	68Del Leo	2.5600	9300.0	119	3859	No
242	GOM_NL__2PRFIN20021125_172105_000001422011_00298_03859_1766.N1	25-NOV-2002 17:21:05	Tw_i_and_stray	141.50	51	41Gam1Leo	2.0100	4500.0	283	3859	No
243	GOM_NL__2PRFIN20021125_172636_000000462011_00298_03859_1767.N1	25-NOV-2002 17:26:36	Tw_i_and_stray	46.000	163	7Del Crv	2.9450	11000.	92	3859	No
244	GOM_NL__2PRFIN20021125_172834_000002502011_00298_03859_1768.N1	25-NOV-2002 17:28:34	Dark	249.50	22	32Alp Leo	1.3600	15200.	499	3859	No
245	GOM_NL__2PRFIN20021125_173434_000000412011_00298_03859_1769.N1	25-NOV-2002 17:34:34	Dark	41.000	64	Gam Cen	2.2000	10600.	82	3859	No
246	GOM_NL__2PRFIN20021125_173548_000000392011_00298_03859_1770.N1	25-NOV-2002 17:35:48	Dark	39.000	99	Del Cen	2.5750	26000.	78	3859	No
247	GOM_NL__2PRFIN20021125_173709_000000462011_00298_03859_1771.N1	25-NOV-2002 17:37:09	Dark	45.500	20	Bet Cru	1.2530	30000.	91	3859	No
248	GOM_NL__2PRFIN20021125_173819_000000392011_00299_03860_1777.N1	25-NOV-2002 17:38:19	Dark	38.500	12	Alp1Cru	0.77500	30000.	77	3860	No
249	GOM_NL__2PRFIN20021125_174048_000000402011_00299_03860_1778.N1	25-NOV-2002 17:40:48	Dark	39.500	124	The Car	2.7640	30000.	79	3860	No
250	GOM_NL__2PRFIN20021125_174514_000000492011_00299_03860_1779.N1	25-NOV-2002 17:45:14	Dark	48.500	41	Eps Car	1.8600	4100.0	97	3860	No
251	GOM_NL__2PRFIN20021125_174652_000000532011_00299_03860_1780.N1	25-NOV-2002 17:46:52	Dark	53.000	34	Gam2Vel	1.7930	23000.	106	3860	No
252	GOM_NL__2PRFIN20021125_174823_000000582011_00299_03860_1781.N1	25-NOV-2002 17:48:23	Dark	58.000	70	Zet Pup	2.2460	39000.	116	3860	No
253	GOM_NL__2PRFIN20021125_175042_000000592011_00299_03860_1782.N1	25-NOV-2002 17:50:42	Dark	59.000	2	Alp Car	-0.73600	7000.0	118	3860	No
254	GOM_NL__2PRFIN20021125_175426_000000792011_00299_03860_1783.N1	25-NOV-2002 17:54:26	Dark	78.500	88	31Eta CMa	2.4480	20000.	157	3860	No
255	GOM_NL__2PRFIN20021125_175644_000000892011_00299_03860_1784.N1	25-NOV-2002 17:56:44	Dark	89.000	37	25Del CMa	1.8300	5900.0	178	3860	No
256	GOM_NL__2PRFIN20021125_180248_000000872011_00299_03860_1785.N1	25-NOV-2002 18:02:48	Straylight	86.500	47	2Bet CMa	1.9760	28000.	173	3860	No
257	GOM_NL__2PRFIN20021125_180529_000000492011_00299_03860_1786.N1	25-NOV-2002 18:05:29	Straylight	49.000	165	34Gam Eri	2.9500	3200.0	98	3860	No
258	GOM_NL__2PRFIN20021125_180720_000000682011_00299_03860_1787.N1	25-NOV-2002 18:07:20	Straylight	68.000	7	19Bet Ori	0.10000	14000.	136	3860	No
259	GOM_NL__2PRFIN20021125_181052_000000722011_00299_03860_1788.N1	25-NOV-2002 18:10:52	Tw_i_and_stray	71.500	30	46Eps Ori	1.6940	30000.	143	3860	No
260	GOM_NL__2PRFIN20021125_181347_000000742011_00299_03860_1789.N1	25-NOV-2002 18:13:47	Bright	73.500	27	24Gam Ori	1.6360	26000.	147	3860	No
261	GOM_NL__2PRFIN20021125_181947_000000372011_00299_03860_1790.N1	25-NOV-2002 18:19:47	Bright	37.000	173	4Bet Tri	3.0040	8900.0	74	3860	No
262	GOM_NL__2PRFIN20021125_182131_000000392011_00299_03860_1791.N1	25-NOV-2002 18:21:31	Bright	39.000	79	26Bet Per	2.3100	13100.	78	3860	No
263	GOM_NL__2PRFIN20021125_182355_000000412011_00299_03860_1792.N1	25-NOV-2002 18:23:55	Bright	40.500	175	39Del Per	3.0100	19400.	81	3860	No
264	GOM_NL__2PRFIN20021125_182642_000000382011_00299_03860_1793.N1	25-NOV-2002 18:26:42	Bright	38.000	68	18Alp Cas	2.2250	4500.0	76	3860	No
265	GOM_NL__2PRFIN20021125_182757_000000362011_00299_03860_1794.N1	25-NOV-2002 18:27:57	Bright	36.000	74	11Bet Cas	2.2680	6600.0	72	3860	No
266	GOM_NL__2PRFIN20021125_183500_000000382011_00299_03860_1795.N1	25-NOV-2002 18:35:00	Bright	38.000	49	1Alp UMi	1.9900	6300.0	76	3860	No
267	GOM_NL__2PRFIN20021125_183936_000000392011_00299_03860_1796.N1	25-NOV-2002 18:39:36	Bright	38.500	60	7Bet UMi	2.0810	3950.0	77	3860	No
268	GOM_NL__2PRFIN20021125_184158_000000372011_00299_03860_1797.N1	25-NOV-2002 18:41:58	Bright	37.000	119	14Eta Dra	2.7270	4700.0	74	3860	No
269	GOM_NL__2PRFIN20021125_184342_000000462011_00299_03860_1798.N1	25-NOV-2002 18:43:42	Bright	45.500	82	48Bet UMa	2.3650	10600.	91	3860	No
270	GOM_NL__2PRFIN20021125_184518_000000392011_00299_03860_1799.N1	25-NOV-2002 18:45:18	Bright	39.000	55	79Zet UMa	2.0600	10200.	78	3860	No
271	GOM_NL__2PRFIN20021125_184652_000000402011_00299_03860_1800.N1	25-NOV-2002 18:46:52	Bright	40.000	39	85Eta UMa	1.8540	24000.	80	3860	No
272	GOM_NL__2PRFIN20021125_184940_000000362011_00299_03860_1801.N1	25-NOV-2002 18:49:40	Bright	36.000	180	27Gam Boo	3.0400	8000.0	72	3860	No
273	GOM_NL__2PRFIN20021125_185239_000000372011_00299_03860_1802.N1	25-NOV-2002 18:52:39	Bright	36.500	83		2.3780	11000.	73	3860	No
274	GOM_NL__2PRFIN20021125_185509_000000362011_00299_03860_1803.N1	25-NOV-2002 18:55:09	Bright	36.000	3	16Alp Boo	-0.050000	4250.0	72	3860	No
275	GOM_NL__2PRFIN20021125_185807_000000622011_00299_03860_1804.N1	25-NOV-2002 18:58:07	Bright	62.000	96	68Del Leo	2.5600	9300.0	124	3860	No
276	GOM_NL__2PRFIN20021125_190143_000001262011_00299_03860_1805.N1	25-NOV-2002 19:01:43	Tw_i_and_stray	125.50	51	41Gam1Leo	2.0100	4500.0	251	3860	No
277	GOM_NL__2PRFIN20021125_190713_000000472011_00299_03860_1806.N1	25-NOV-2002 19:07:13	Tw_i_and_stray	46.500	163	7Del Crv	2.9450	11000.	93	3860	No
278	GOM_NL__2PRFIN20021125_190915_000002552011_00299_03860_1807.N1	25-NOV-2002 19:09:15	Dark	254.50	22	32Alp Leo	1.3600	15200.	509	3860	No

279	GOM_NL__2PRFIN20021125_191510_000000412011_00299_03860_1808.N1	25-NOV-2002 19:15:10	Dark	41.000	64	Gam Cen	2.2000	10600.	82	3860	No
280	GOM_NL__2PRFIN20021125_191625_000000422011_00299_03860_1809.N1	25-NOV-2002 19:16:25	Dark	42.000	99	Del Cen	2.5750	26000.	84	3860	No
281	GOM_NL__2PRFIN20021125_191745_000000392011_00299_03860_1810.N1	25-NOV-2002 19:17:45	Dark	38.500	20	Bet Cru	1.2530	30000.	77	3860	No
282	GOM_NL__2PRFIN20021125_191855_000000472011_00300_03861_1759.N1	25-NOV-2002 19:18:55	Dark	47.000	12	Alp1Cru	0.77500	30000.	94	3861	No
283	GOM_NL__2PRFIN20021125_192125_000000382011_00300_03861_1760.N1	25-NOV-2002 19:21:25	Dark	38.000	124	The Car	2.7640	30000.	76	3861	No
284	GOM_NL__2PRFIN20021125_192551_000000452011_00300_03861_1761.N1	25-NOV-2002 19:25:51	Dark	45.000	41	Eps Car	1.8600	4100.0	90	3861	No
285	GOM_NL__2PRFIN20021125_192728_000000522011_00300_03861_1762.N1	25-NOV-2002 19:27:28	Dark	52.000	34	Gam2Vel	1.7930	23000.	104	3861	No
286	GOM_NL__2PRFIN20021125_192858_000000592011_00300_03861_1763.N1	25-NOV-2002 19:28:58	Dark	58.500	70	Zet Pup	2.2460	39000.	117	3861	No
287	GOM_NL__2PRFIN20021125_193116_000000592011_00300_03861_1764.N1	25-NOV-2002 19:31:16	Dark	58.500	2	Alp Car	-0.73600	7000.0	117	3861	No
288	GOM_NL__2PRFIN20021125_193503_000000802011_00300_03861_1765.N1	25-NOV-2002 19:35:03	Dark	80.000	88	31Eta CMa	2.4480	20000.	160	3861	No
289	GOM_NL__2PRFIN20021125_193720_000000942011_00300_03861_1766.N1	25-NOV-2002 19:37:20	Dark	94.000	37	25Del CMa	1.8300	5900.0	188	3861	No
290	GOM_NL__2PRFIN20021125_194324_000000832011_00300_03861_1767.N1	25-NOV-2002 19:43:24	Straylight	83.000	47	2Bet CMa	1.9760	28000.	166	3861	No
291	GOM_NL__2PRFIN20021125_194605_000000502011_00300_03861_1768.N1	25-NOV-2002 19:46:05	Straylight	49.500	165	34Gam Eri	2.9500	3200.0	99	3861	No
292	GOM_NL__2PRFIN20021125_194755_000000752011_00300_03861_1769.N1	25-NOV-2002 19:47:55	Straylight	74.500	7	19Bet Ori	0.10000	14000.	149	3861	No
293	GOM_NL__2PRFIN20021125_195126_000000732011_00300_03861_1770.N1	25-NOV-2002 19:51:26	Tw_i_and_stray	73.000	30	46Eps Ori	1.6940	30000.	146	3861	No
294	GOM_NL__2PRFIN20021125_195421_000000862011_00300_03861_1771.N1	25-NOV-2002 19:54:21	Bright	85.500	27	24Gam Ori	1.6360	26000.	171	3861	No
295	GOM_NL__2PRFIN20021125_200023_000000372011_00300_03861_1772.N1	25-NOV-2002 20:00:23	Bright	37.000	173	4Bet Tri	3.0040	8900.0	74	3861	No
296	GOM_NL__2PRFIN20021125_200206_000000402011_00300_03861_1773.N1	25-NOV-2002 20:02:06	Bright	39.500	79	26Bet Per	2.3100	13100.	79	3861	No
297	GOM_NL__2PRFIN20021125_200428_000000432011_00300_03861_1774.N1	25-NOV-2002 20:04:28	Bright	42.500	175	39Del Per	3.0100	19400.	85	3861	No
298	GOM_NL__2PRFIN20021125_200718_000000372011_00300_03861_1775.N1	25-NOV-2002 20:07:18	Bright	36.500	68	18Alp Cas	2.2250	4500.0	73	3861	No
299	GOM_NL__2PRFIN20021125_200833_000000372011_00300_03861_1776.N1	25-NOV-2002 20:08:33	Bright	37.000	74	11Bet Cas	2.2680	6600.0	74	3861	No
300	GOM_NL__2PRFIN20021125_201536_000000372011_00300_03861_1777.N1	25-NOV-2002 20:15:36	Bright	36.500	49	1Alp UMi	1.9900	6300.0	73	3861	No
301	GOM_NL__2PRFIN20021125_202011_000000402011_00300_03861_1778.N1	25-NOV-2002 20:20:11	Bright	40.000	60	7Bet UMi	2.0810	3950.0	80	3861	No
302	GOM_NL__2PRFIN20021125_202234_000000362011_00300_03861_1779.N1	25-NOV-2002 20:22:34	Bright	35.500	119	14Eta Dra	2.7270	4700.0	71	3861	No
303	GOM_NL__2PRFIN20021125_202417_000000492011_00300_03861_1780.N1	25-NOV-2002 20:24:17	Bright	48.500	82	48Bet UMa	2.3650	10600.	97	3861	No
304	GOM_NL__2PRFIN20021125_202554_000000402011_00300_03861_1781.N1	25-NOV-2002 20:25:54	Bright	39.500	55	79Zet UMa	2.0600	10200.	79	3861	No
305	GOM_NL__2PRFIN20021125_202728_000000402011_00300_03861_1782.N1	25-NOV-2002 20:27:28	Bright	39.500	39	85Eta UMa	1.8540	24000.	79	3861	No
306	GOM_NL__2PRFIN20021125_203016_000000362011_00300_03861_1783.N1	25-NOV-2002 20:30:16	Bright	36.000	180	27Gam Boo	3.0400	8000.0	72	3861	No
307	GOM_NL__2PRFIN20021125_203314_000000372011_00300_03861_1784.N1	25-NOV-2002 20:33:14	Bright	37.000	83		2.3780	11000.	74	3861	No
308	GOM_NL__2PRFIN20021125_203545_000000362011_00300_03861_1785.N1	25-NOV-2002 20:35:45	Bright	35.500	3	16Alp Boo	-0.050000	4250.0	71	3861	No
309	GOM_NL__2PRFIN20021125_203843_000000622011_00300_03861_1786.N1	25-NOV-2002 20:38:43	Bright	61.500	96	68Del Leo	2.5600	9300.0	123	3861	No
310	GOM_NL__2PRFIN20021125_204220_000001242011_00300_03861_1787.N1	25-NOV-2002 20:42:20	Tw_i_and_stray	123.50	51	41Gam1Leo	2.0100	4500.0	247	3861	No
311	GOM_NL__2PRFIN20021125_204747_000000472011_00300_03861_1788.N1	25-NOV-2002 20:47:47	Tw_i_and_stray	47.000	163	7Del Crv	2.9450	11000.	94	3861	No
312	GOM_NL__2PRFIN20021125_204956_000002552011_00300_03861_1789.N1	25-NOV-2002 20:49:56	Dark	255.00	22	32Alp Leo	1.3600	15200.	510	3861	No
313	GOM_NL__2PRFIN20021125_205547_000000442011_00300_03861_1790.N1	25-NOV-2002 20:55:47	Dark	43.500	64	Gam Cen	2.2000	10600.	87	3861	No
314	GOM_NL__2PRFIN20021125_205701_000000402011_00300_03861_1791.N1	25-NOV-2002 20:57:01	Dark	39.500	99	Del Cen	2.5750	26000.	79	3861	No
315	GOM_NL__2PRFIN20021125_205821_000000382011_00300_03861_1792.N1	25-NOV-2002 20:58:21	Dark	38.000	20	Bet Cru	1.2530	30000.	76	3861	No
316	GOM_NL__2PRFIN20021125_205931_000000442011_00301_03862_1777.N1	25-NOV-2002 20:59:31	Dark	43.500	12	Alp1Cru	0.77500	30000.	87	3862	No
317	GOM_NL__2PRFIN20021125_210201_000000402011_00301_03862_1778.N1	25-NOV-2002 21:02:01	Dark	39.500	124	The Car	2.7640	30000.	79	3862	No
318	GOM_NL__2PRFIN20021125_210628_000000432011_00301_03862_1779.N1	25-NOV-2002 21:06:28	Dark	42.500	41	Eps Car	1.8600	4100.0	85	3862	No
319	GOM_NL__2PRFIN20021125_210805_000000512011_00301_03862_1780.N1	25-NOV-2002 21:08:05	Dark	51.000	34	Gam2Vel	1.7930	23000.	102	3862	No
320	GOM_NL__2PRFIN20021125_210937_000000582011_00301_03862_1781.N1	25-NOV-2002 21:09:37	Dark	58.000	70	Zet Pup	2.2460	39000.	116	3862	No
321	GOM_NL__2PRFIN20021125_211155_000000532011_00301_03862_1782.N1	25-NOV-2002 21:11:55	Dark	52.500	2	Alp Car	-0.73600	7000.0	105	3862	No
322	GOM_NL__2PRFIN20021125_211539_000000762011_00301_03862_1783.N1	25-NOV-2002 21:15:39	Dark	75.500	88	31Eta CMa	2.4480	20000.	151	3862	No
323	GOM_NL__2PRFIN20021125_211757_000000842011_00301_03862_1784.N1	25-NOV-2002 21:17:57	Dark	84.000	37	25Del CMa	1.8300	5900.0	168	3862	No
324	GOM_NL__2PRFIN20021125_212400_000000842011_00301_03862_1785.N1	25-NOV-2002 21:24:00	Straylight	84.000	47	2Bet CMa	1.9760	28000.	168	3862	No
325	GOM_NL__2PRFIN20021125_212642_000000492011_00301_03862_1786.N1	25-NOV-2002 21:26:42	Straylight	49.000	165	34Gam Eri	2.9500	3200.0	98	3862	No
326	GOM_NL__2PRFIN20021125_212831_000000652011_00301_03862_1787.N1	25-NOV-2002 21:28:31	Straylight	64.500	7	19Bet Ori	0.10000	14000.	129	3862	No
327	GOM_NL__2PRFIN20021125_213202_000000772011_00301_03862_1788.N1	25-NOV-2002 21:32:02	Tw_i_and_stray	77.000	30	46Eps Ori	1.6940	30000.	154	3862	No
328	GOM_NL__2PRFIN20021125_213457_000000742011_00301_03862_1789.N1	25-NOV-2002 21:34:57	Bright	73.500	27	24Gam Ori	1.6360	26000.	147	3862	No
329	GOM_NL__2PRFIN20021125_214100_000000362011_00301_03862_1790.N1	25-NOV-2002 21:41:00	Bright	36.000	173	4Bet Tri	3.0040	8900.0	72	3862	No
330	GOM_NL__2PRFIN20021125_214240_000000412011_00301_03862_1791.N1	25-NOV-2002 21:42:40	Bright	41.000	79	26Bet Per	2.3100	13100.	82	3862	No
331	GOM_NL__2PRFIN20021125_214504_000000422011_00301_03862_1792.N1	25-NOV-2002 21:45:04	Bright	42.000	175	39Del Per	3.0100	19400.	84	3862	No
332	GOM_NL__2PRFIN20021125_214755_000000382011_00301_03862_1793.N1	25-NOV-2002 21:47:55	Bright	37.500	68	18Alp Cas	2.2250	4500.0	75	3862	No
333	GOM_NL__2PRFIN20021125_214909_000000382011_00301_03862_1794.N1	25-NOV-2002 21:49:09	Bright	37.500	74	11Bet Cas	2.2680	6600.0	75	3862	No
334	GOM_NL__2PRFIN20021125_215612_000000372011_00301_03862_1795.N1	25-NOV-2002 21:56:12	Bright	37.000	49	1Alp UMi	1.9900	6300.0	74	3862	No
335	GOM_NL__2PRFIN20021125_220046_000000392011_00301_03862_1796.N1	25-NOV-2002 22:00:46	Bright	38.500	60	7Bet UMi	2.0810	3950.0	77	3862	No
336	GOM_NL__2PRFIN20021125_220310_000000392011_00301_03862_1797.N1	25-NOV-2002 22:03:10	Bright	38.500	119	14Eta Dra	2.7270	4700.0	77	3862	No
337	GOM_NL__2PRFIN20021125_220451_000000502011_00301_03862_1798.N1	25-NOV-2002 22:04:51	Bright	50.000	82	48Bet UMa	2.3650	10600.	100	3862	No

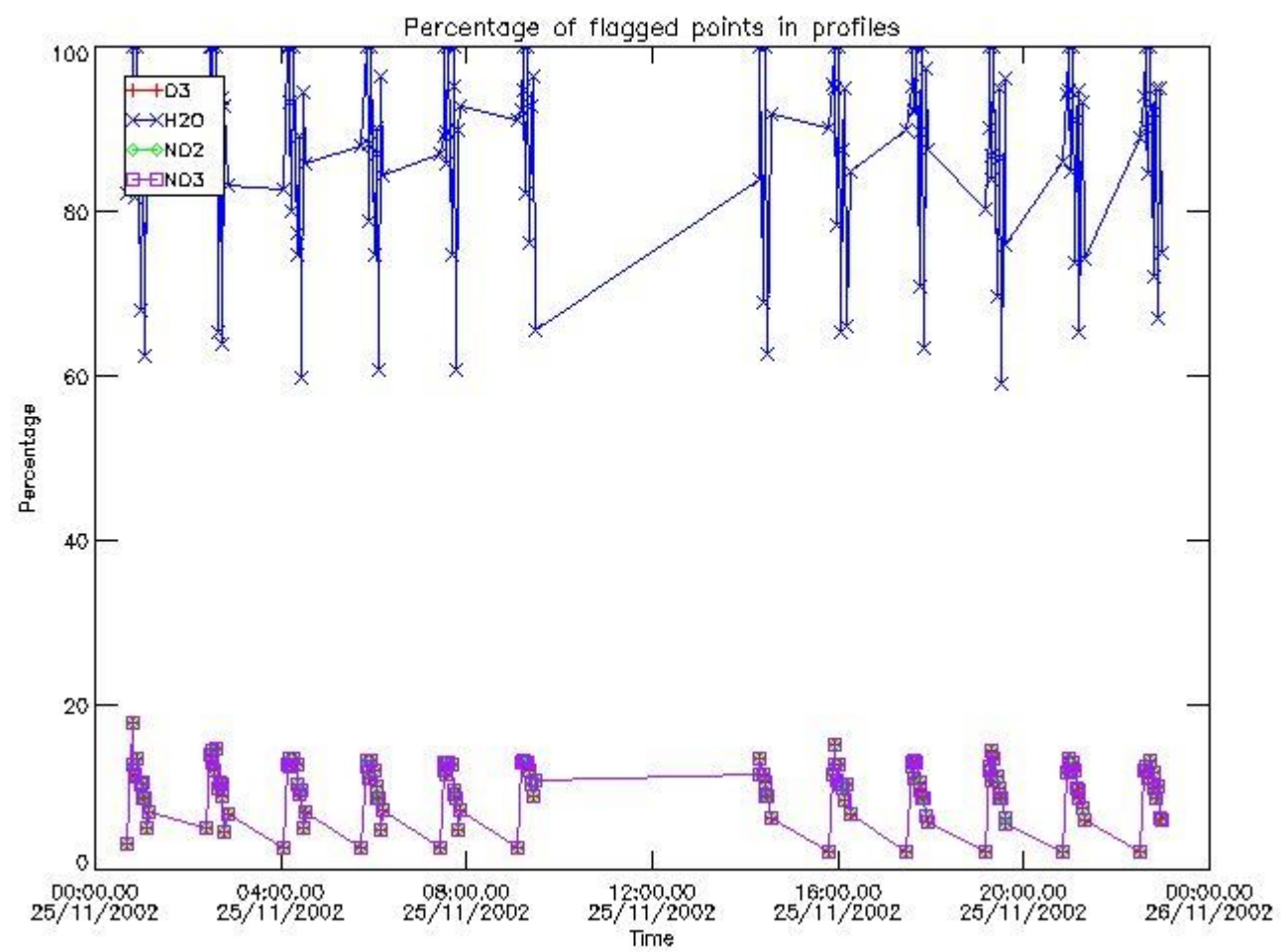
338	GOM_NL__2PRFIN20021125_220630_000000372011_00301_03862_1799.N1	25-NOV-2002 22:06:30	Bright	37.000	55	79Zet UMa	2.0600	10200.	74	3862	No
339	GOM_NL__2PRFIN20021125_220805_000000362011_00301_03862_1800.N1	25-NOV-2002 22:08:05	Bright	35.500	39	85Eta UMa	1.8540	24000.	71	3862	No
340	GOM_NL__2PRFIN20021125_221052_000000362011_00301_03862_1801.N1	25-NOV-2002 22:10:52	Bright	36.000	180	27Gam Boo	3.0400	8000.0	72	3862	No
341	GOM_NL__2PRFIN20021125_221351_000000352011_00301_03862_1802.N1	25-NOV-2002 22:13:51	Bright	35.000	83		2.3780	11000.	70	3862	No
342	GOM_NL__2PRFIN20021125_221621_000000362011_00301_03862_1803.N1	25-NOV-2002 22:16:21	Bright	36.000	3	16Alp Boo	-0.050000	4250.0	72	3862	No
343	GOM_NL__2PRFIN20021125_221919_000000622011_00301_03862_1804.N1	25-NOV-2002 22:19:19	Bright	61.500	96	68Del Leo	2.5600	9300.0	123	3862	No
344	GOM_NL__2PRFIN20021125_222258_000001372011_00301_03862_1805.N1	25-NOV-2002 22:22:58	Twilight	136.50	51	41Gam1Leo	2.0100	4500.0	273	3862	No
345	GOM_NL__2PRFIN20021125_222826_000000482011_00301_03862_1806.N1	25-NOV-2002 22:28:26	Twilight	47.500	163	7Del Crv	2.9450	11000.	95	3862	No
346	GOM_NL__2PRFIN20021125_223036_000002552011_00301_03862_1807.N1	25-NOV-2002 22:30:36	Dark	255.00	22	32Alp Leo	1.3600	15200.	510	3862	No
347	GOM_NL__2PRFIN20021125_223623_000000432011_00301_03862_1808.N1	25-NOV-2002 22:36:23	Dark	42.500	64	Gam Cen	2.2000	10600.	85	3862	No
348	GOM_NL__2PRFIN20021125_223738_000000422011_00301_03862_1809.N1	25-NOV-2002 22:37:38	Dark	42.000	99	Del Cen	2.5750	26000.	84	3862	No
349	GOM_NL__2PRFIN20021125_223858_000000412011_00301_03862_1810.N1	25-NOV-2002 22:38:58	Dark	40.500	20	Bet Cru	1.2530	30000.	81	3862	No
350	GOM_NL__2PRFIN20021125_224008_000000462011_00302_03863_1778.N1	25-NOV-2002 22:40:08	Dark	45.500	12	Alp1Cru	0.77500	30000.	91	3863	No
351	GOM_NL__2PRFIN20021125_224237_000000392011_00302_03863_1779.N1	25-NOV-2002 22:42:37	Dark	38.500	124	The Car	2.7640	30000.	77	3863	No
352	GOM_NL__2PRFIN20021125_224704_000000472011_00302_03863_1780.N1	25-NOV-2002 22:47:04	Dark	47.000	41	Eps Car	1.8600	4100.0	94	3863	No
353	GOM_NL__2PRFIN20021125_224842_000000512011_00302_03863_1781.N1	25-NOV-2002 22:48:42	Dark	51.000	34	Gam2Vel	1.7930	23000.	102	3863	No
354	GOM_NL__2PRFIN20021125_225014_000000592011_00302_03863_1782.N1	25-NOV-2002 22:50:14	Dark	59.000	70	Zet Pup	2.2460	39000.	118	3863	No
355	GOM_NL__2PRFIN20021125_225229_000000512011_00302_03863_1783.N1	25-NOV-2002 22:52:29	Dark	50.500	2	Alp Car	-0.73600	7000.0	101	3863	No
356	GOM_NL__2PRFIN20021125_225617_000000802011_00302_03863_1784.N1	25-NOV-2002 22:56:17	Dark	80.000	88	31Eta CMa	2.4480	20000.	160	3863	No
357	GOM_NL__2PRFIN20021125_225834_000000872011_00302_03863_1785.N1	25-NOV-2002 22:58:34	Dark	86.500	37	25Del CMa	1.8300	5900.0	173	3863	No
358	GOM_NL__2PRFIN20021125_230436_000000812011_00302_03863_1786.N1	25-NOV-2002 23:04:36	Straylight	81.000	47	2Bet CMa	1.9760	28000.	162	3863	No
359	GOM_NL__2PRFIN20021125_230717_000000512011_00302_03863_1787.N1	25-NOV-2002 23:07:17	Straylight	50.500	165	34Gam Eri	2.9500	3200.0	101	3863	No
360	GOM_NL__2PRFIN20021125_230907_000000702011_00302_03863_1788.N1	25-NOV-2002 23:09:07	Straylight	69.500	7	19Bet Ori	0.10000	14000.	139	3863	No
361	GOM_NL__2PRFIN20021125_231237_000000772011_00302_03863_1789.N1	25-NOV-2002 23:12:37	Twilight	76.500	30	46Eps Ori	1.6940	30000.	153	3863	No
362	GOM_NL__2PRFIN20021125_231531_000000772011_00302_03863_1790.N1	25-NOV-2002 23:15:31	Bright	77.000	27	24Gam Ori	1.6360	26000.	154	3863	No
363	GOM_NL__2PRFIN20021125_232135_000000372011_00302_03863_1791.N1	25-NOV-2002 23:21:35	Bright	36.500	173	4Bet Tri	3.0040	8900.0	73	3863	No
364	GOM_NL__2PRFIN20021125_232317_000000392011_00302_03863_1792.N1	25-NOV-2002 23:23:17	Bright	39.000	79	26Bet Per	2.3100	13100.	78	3863	No
365	GOM_NL__2PRFIN20021125_232541_000000392011_00302_03863_1793.N1	25-NOV-2002 23:25:41	Bright	38.500	175	39Del Per	3.0100	19400.	77	3863	No
366	GOM_NL__2PRFIN20021125_232831_000000382011_00302_03863_1794.N1	25-NOV-2002 23:28:31	Bright	37.500	68	18Alp Cas	2.2250	4500.0	75	3863	No
367	GOM_NL__2PRFIN20021125_232945_000000382011_00302_03863_1795.N1	25-NOV-2002 23:29:45	Bright	38.000	74	11Bet Cas	2.2680	6600.0	76	3863	No
368	GOM_NL__2PRFIN20021125_233645_000000402011_00302_03863_1796.N1	25-NOV-2002 23:36:45	Bright	40.000	49	1Alp UMi	1.9900	6300.0	80	3863	No
369	GOM_NL__2PRFIN20021125_234122_000000402011_00302_03863_1797.N1	25-NOV-2002 23:41:22	Bright	40.000	60	7Bet UMi	2.0810	3950.0	80	3863	No
370	GOM_NL__2PRFIN20021125_234347_000000382011_00302_03863_1798.N1	25-NOV-2002 23:43:47	Bright	38.000	119	14Eta Dra	2.7270	4700.0	76	3863	No
371	GOM_NL__2PRFIN20021125_234528_000000462011_00302_03863_1799.N1	25-NOV-2002 23:45:28	Bright	45.500	82	48Bet UMa	2.3650	10600.	91	3863	No
372	GOM_NL__2PRFIN20021125_234705_000000382011_00302_03863_1800.N1	25-NOV-2002 23:47:05	Bright	38.000	55	79Zet UMa	2.0600	10200.	76	3863	No
373	GOM_NL__2PRFIN20021125_234840_000000402011_00302_03863_1801.N1	25-NOV-2002 23:48:40	Bright	40.000	39	85Eta UMa	1.8540	24000.	80	3863	No
374	GOM_NL__2PRFIN20021125_235128_000000372011_00302_03863_1802.N1	25-NOV-2002 23:51:28	Bright	36.500	180	27Gam Boo	3.0400	8000.0	73	3863	No
375	GOM_NL__2PRFIN20021125_235427_000000362011_00302_03863_1803.N1	25-NOV-2002 23:54:27	Bright	35.500	83		2.3780	11000.	71	3863	No
376	GOM_NL__2PRFIN20021125_235657_000000362011_00302_03863_1804.N1	25-NOV-2002 23:56:57	Bright	35.500	3	16Alp Boo	-0.050000	4250.0	71	3863	No
377	GOM_NL__2PRFIN20021125_235956_000000612011_00302_03863_1805.N1	25-NOV-2002 23:59:56	Bright	60.500	96	68Del Leo	2.5600	9300.0	121	3863	No

### 3. Quality information per product

In this section it is plotted some information contained in the Quality Summary data set of the level 2 products. Only products in dark limb conditions and without errors (error flag in the MPH set to "0") are used.

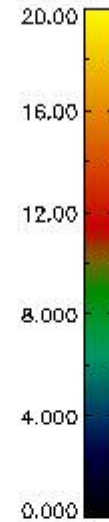
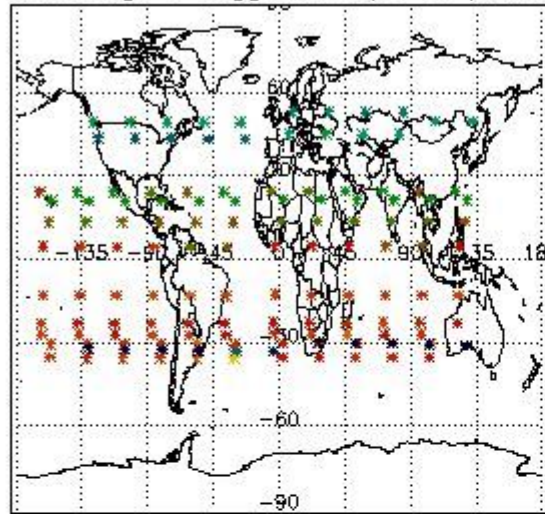
#### 3.1 Plot quality information per product (time dependant)



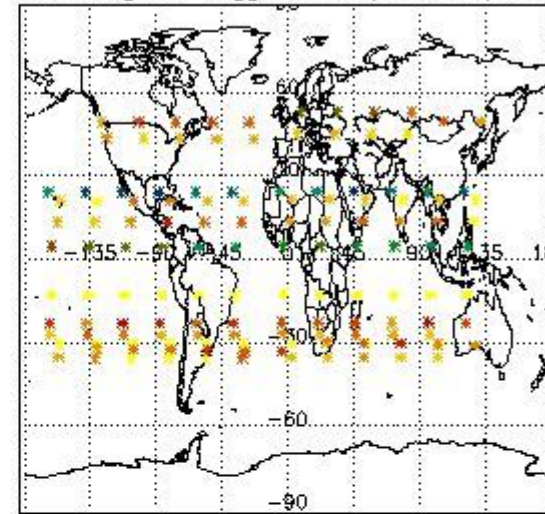


3.2 Plot quality information per product (world map)

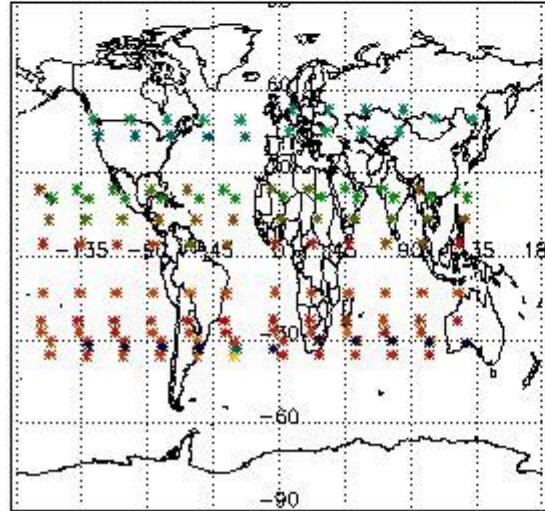
Percentage of flagged data per O3 profile



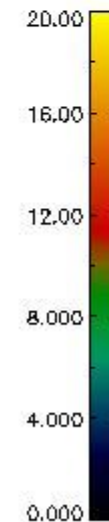
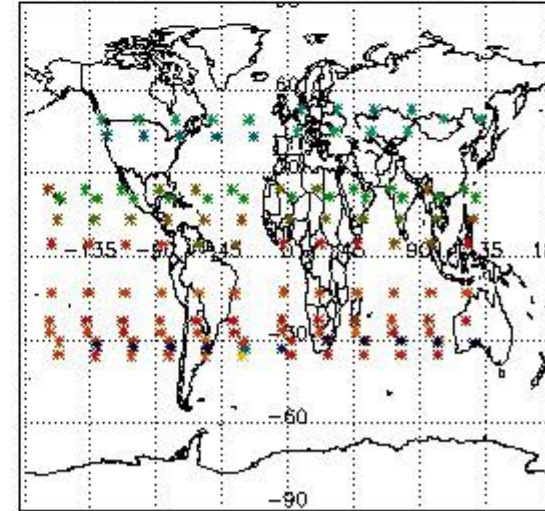
Percentage of flagged data per H2O profile



Percentage of flagged data per NO2 profile



Percentage of flagged data per NO3 profile

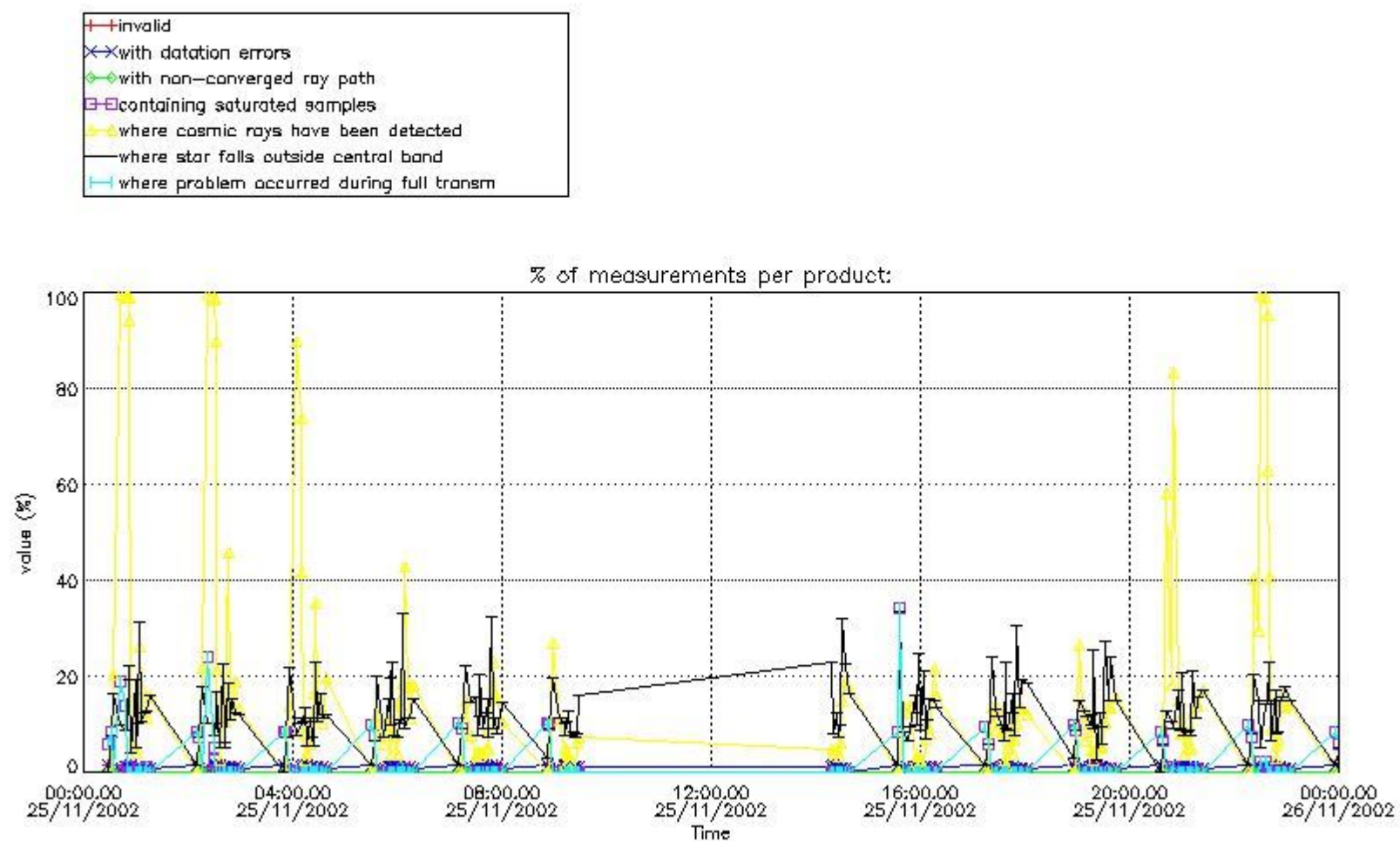


#### 4. Level 1 quality information per product

In this section it is plotted some information contained in the Quality Summary data set of the level 2 products that comes from the level 1b processing. Products without errors (error flag in the MPH set to "0") are used.

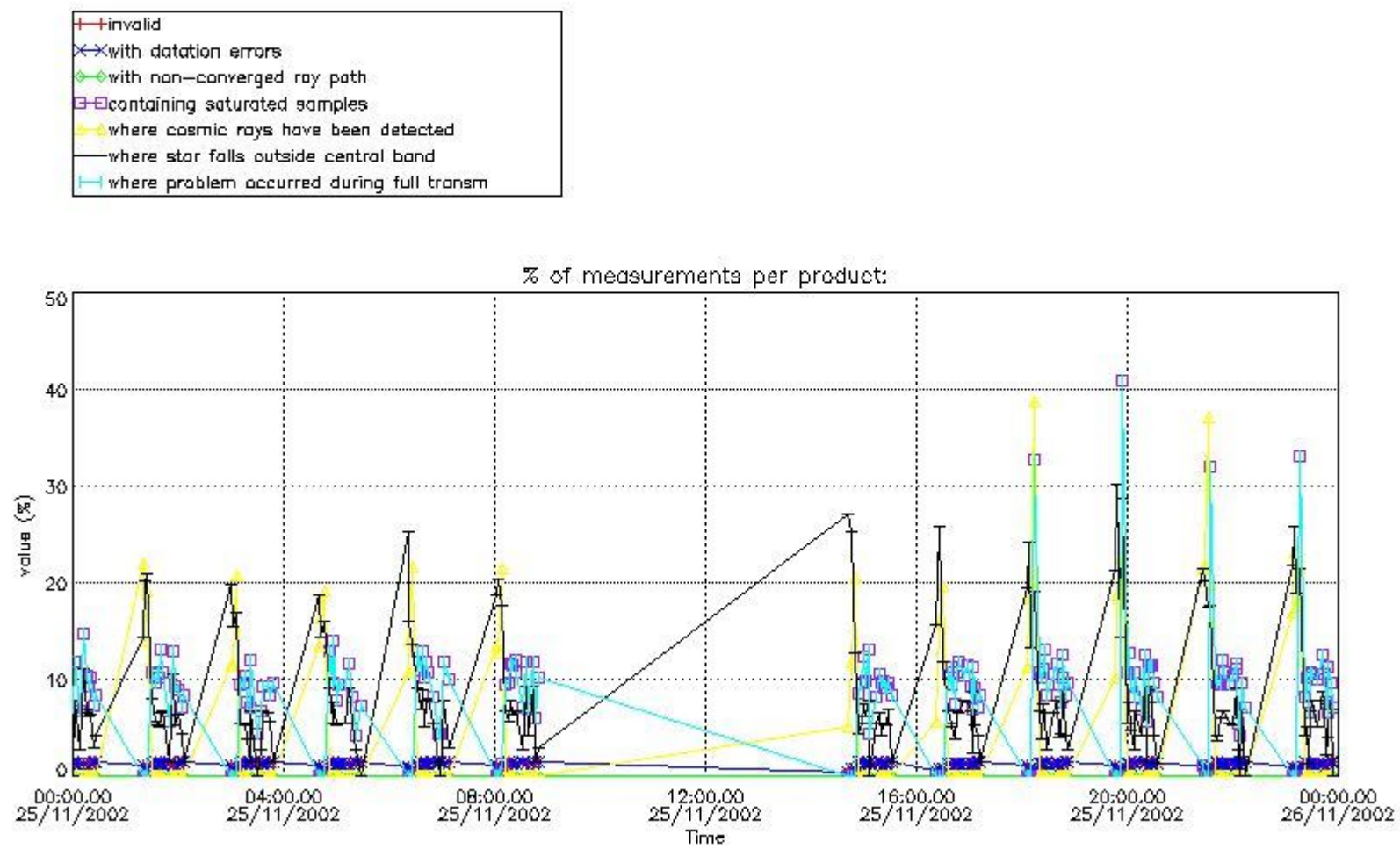
##### 4.1 Plot quality information per product (time dependant) coming from level 1b processing

###### 4.1.1 Plot level 1 quality information per product (time dependant): ENVISAT ASCENDING passes



4.1.2 Plot level 1 quality information per product (time dependant): ENVI SAT DESCENDING passes

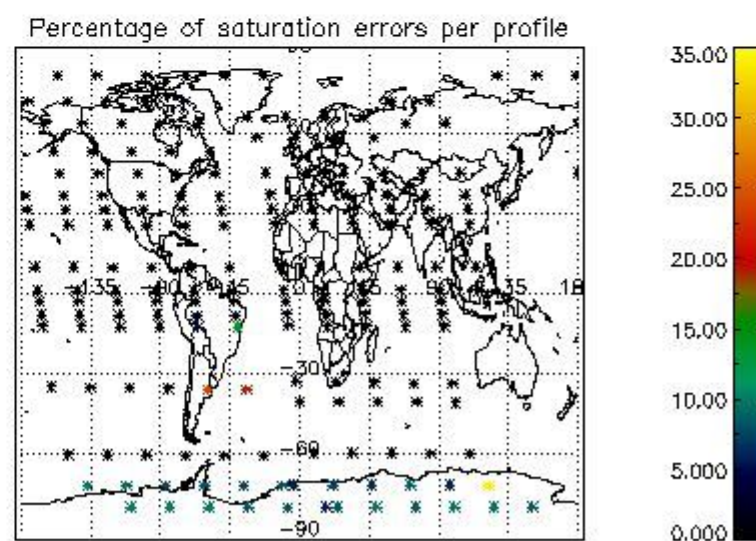
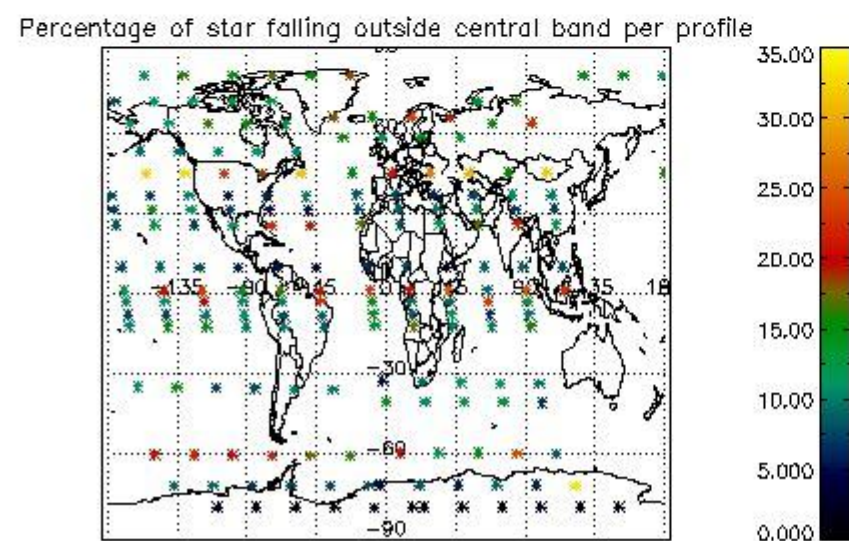
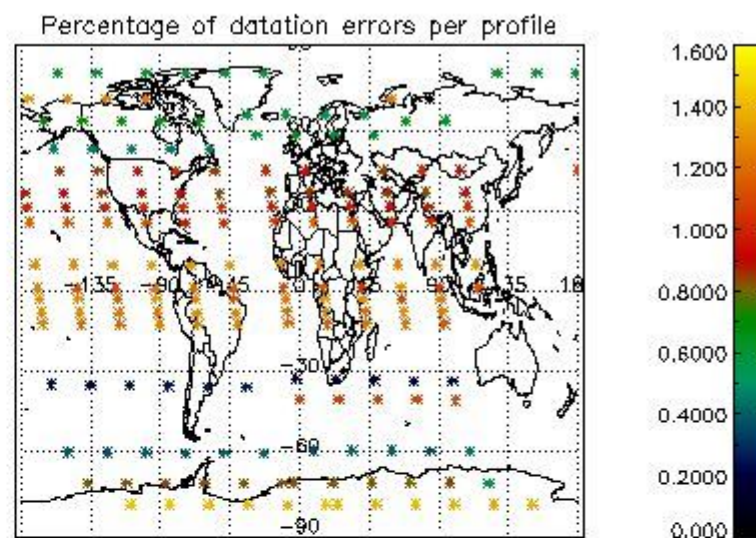
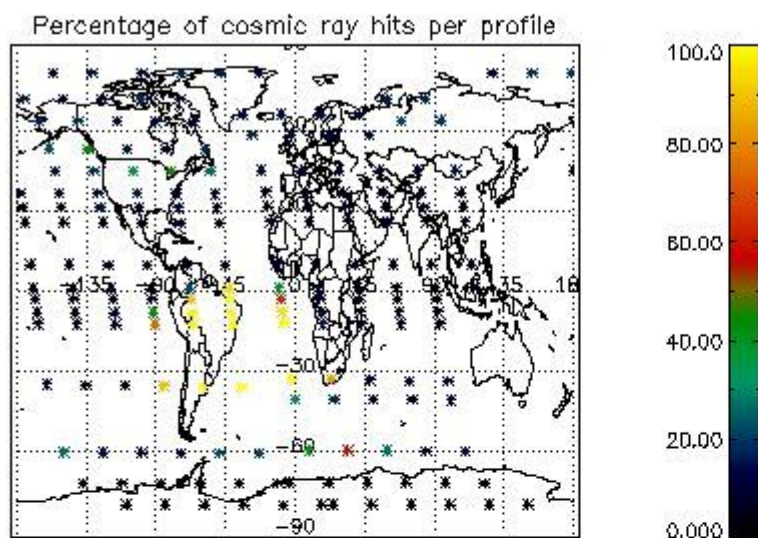




#### 4.2 Plot quality information per product coming from level 1b processing (world map)

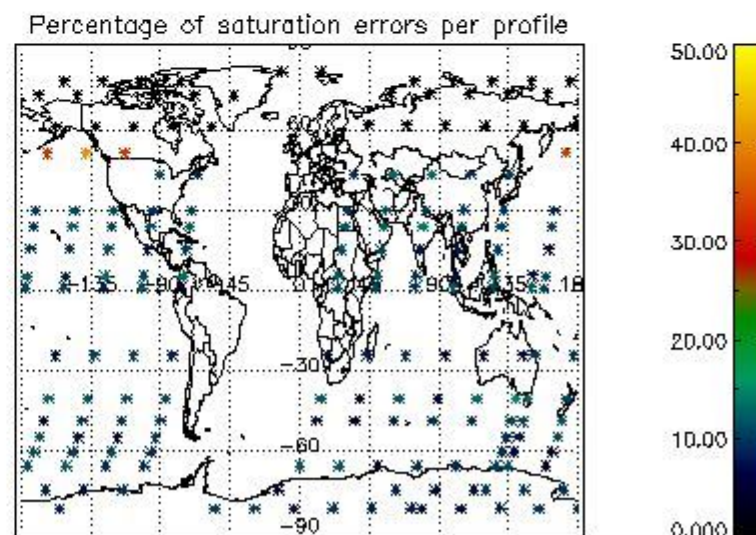
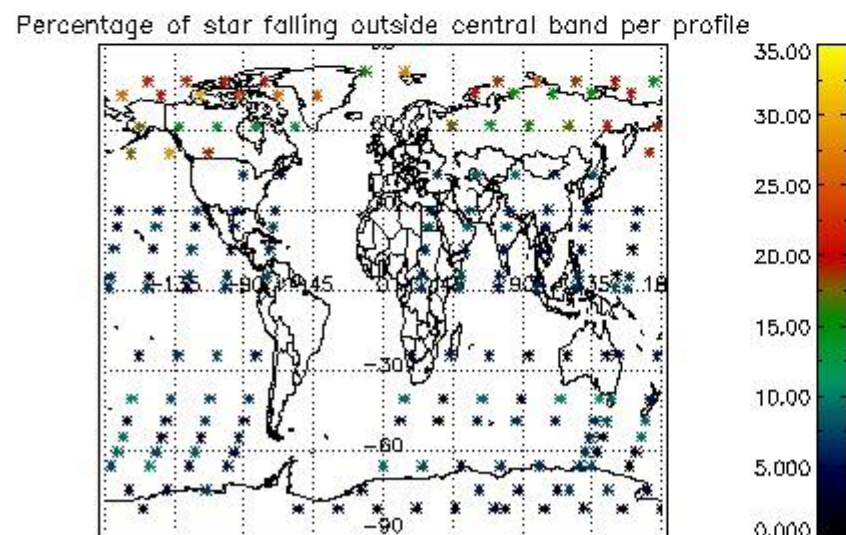
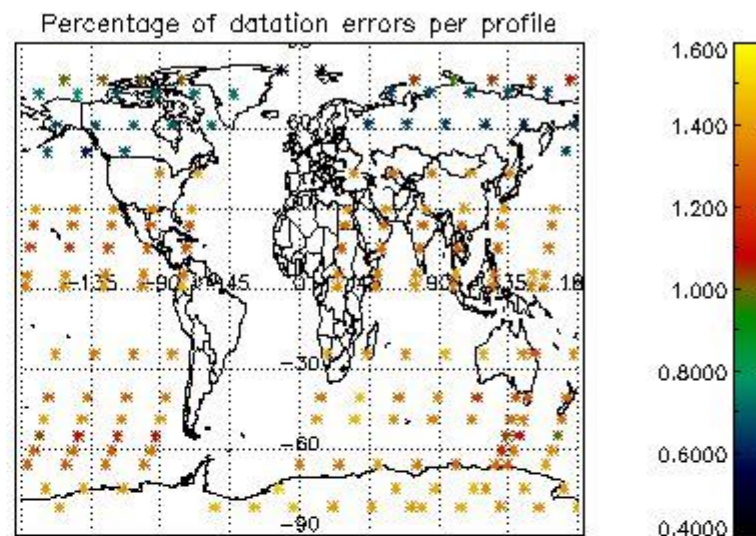
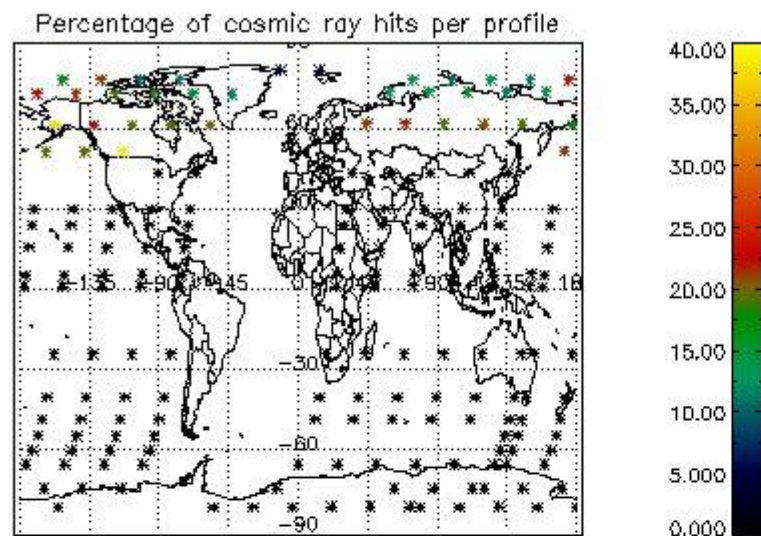
##### 4.2.1 Plot level 1 quality information per product (world map): ENVISAT ASCENDING passes





4.2.2 Plot level 1 quality information per product (world map): ENVISAT DESCENDING passes





## 5. Trace gas profiles

### 5.1 Ozone statistics based on quality of products

The final quality of the products can be "measured" using the STD (Standard Deviation) attached to every point profile. This information is written to the parameter GOM\_NL\_\_2P/NL\_LOCAL\_SPECIES\_DENSITY/o3\_std of the level 2 products. The table below shows the statistics for given STD ranges.

The statistics are given with respect to the overall valid production:

- Products without fatal errors: GOM\_NL\_\_2P/MPH/PRODUCT\_ERR=0
- Valid point profile: GOM\_NL\_\_2P/NL\_LOCAL\_SPECIES\_DENSITY/pcd(0)=0

The 'Criteria' is applied to valid points of dark limb products:

- Products in dark limb illumination condition: GOM\_NL\_\_2P/NL\_SUMMARY\_QUALITY/obs\_ill\_cond=0
- Products without fatal errors: GOM\_NL\_\_2P/MPH/PRODUCT\_ERR=0
- Valid point profile: GOM\_NL\_\_2P/NL\_LOCAL\_SPECIES\_DENSITY/pcd(0)=0

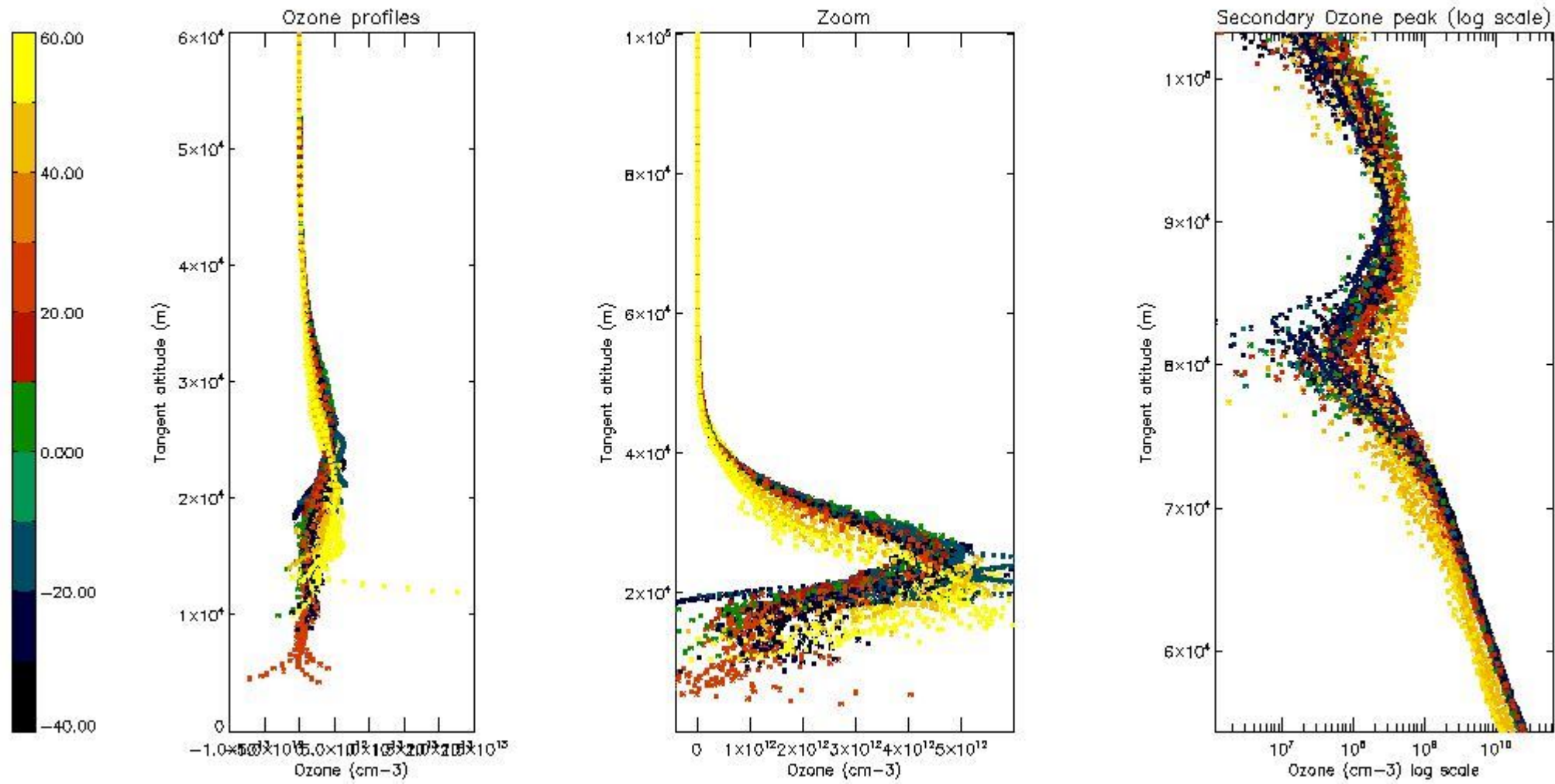
So, the table below shows the percentage of dark limb and valid observations for each criteria with respect to the overall valid daily observations.

Criteria	% of total production
All STD	44
STD < 20	32

STD < 10	29
STD < 5	25

5.2 Plot ozone profiles for all STD (dark without errors)

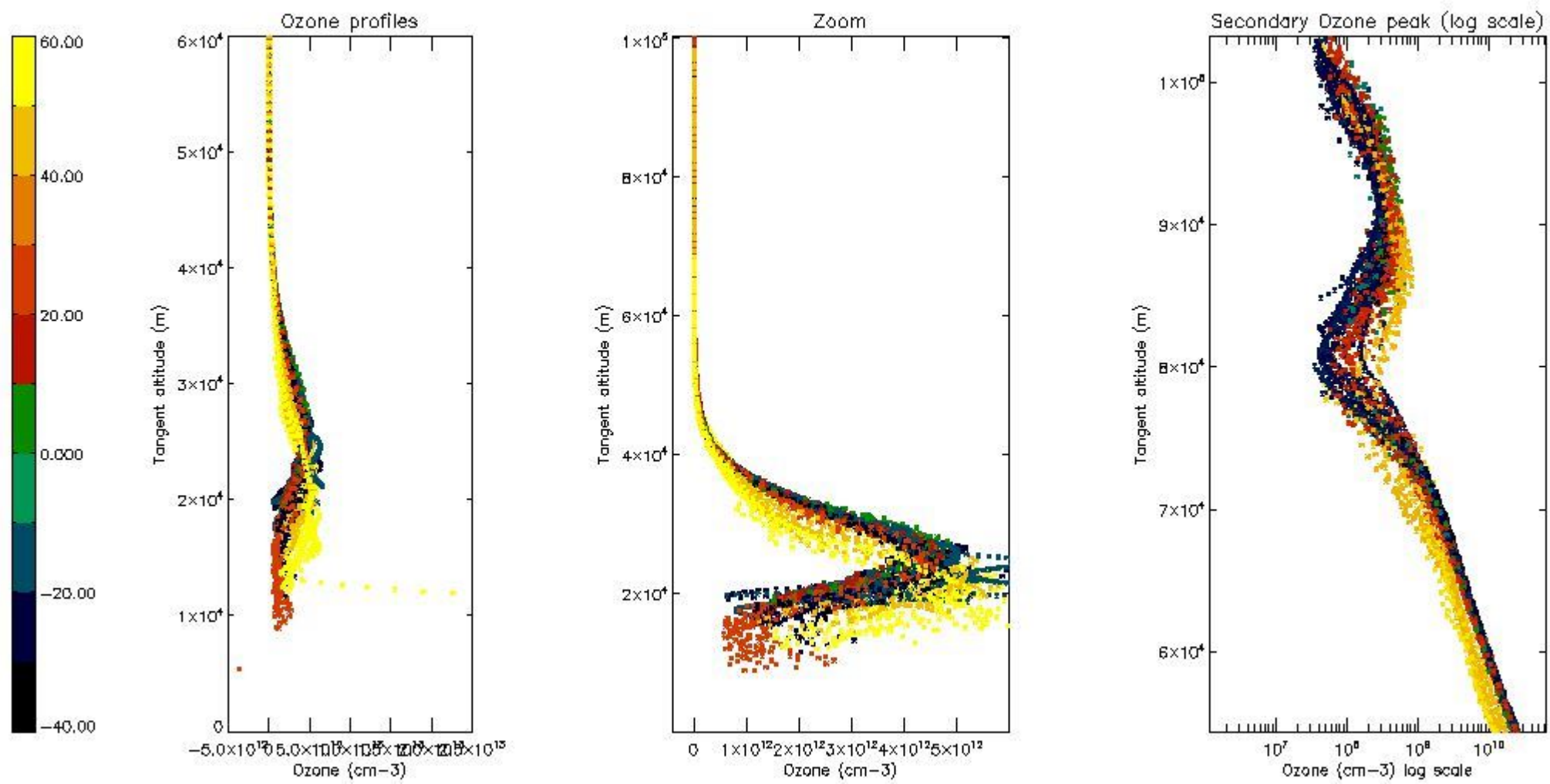
The colorbar represents the latitude.



5.3 Plot ozone profiles where STD < 20% (dark without errors)

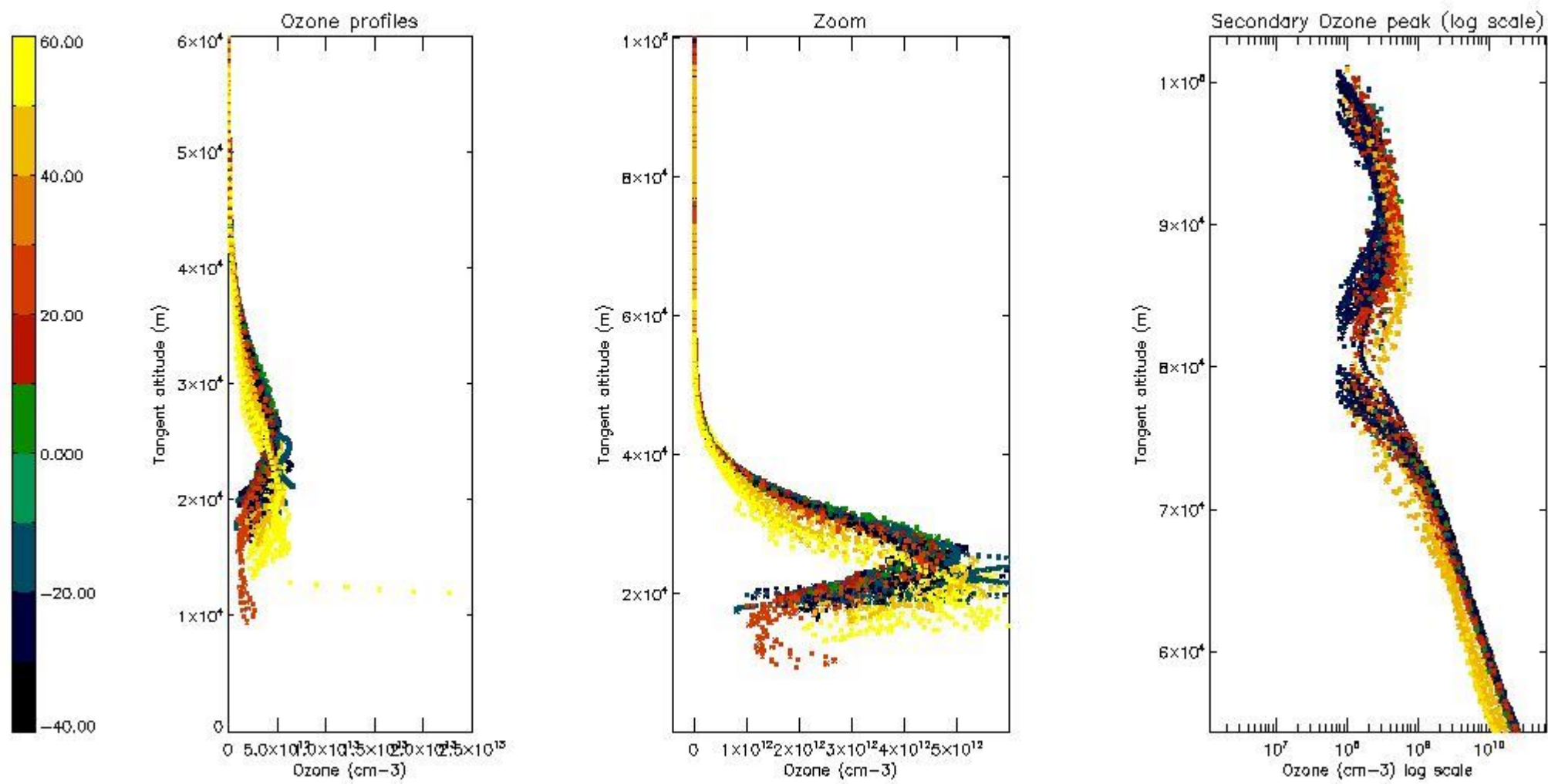
The colorbar represents the latitude.





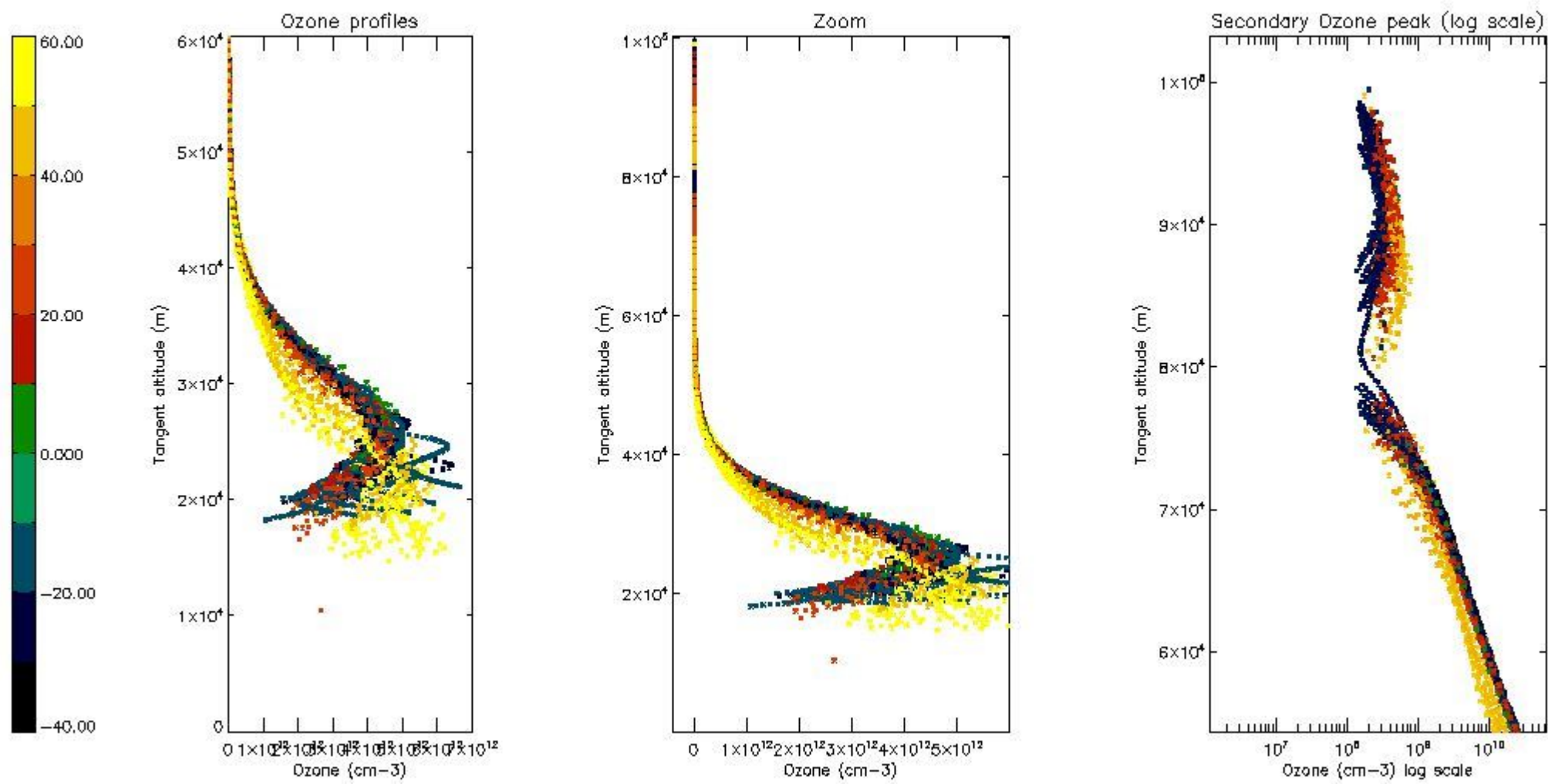
*5.4 Plot ozone profiles where  $STD < 10\%$  (dark without errors)*

The colorbar represents the latitude.



*5.5 Plot ozone profiles where STD < 5% (dark without errors)*

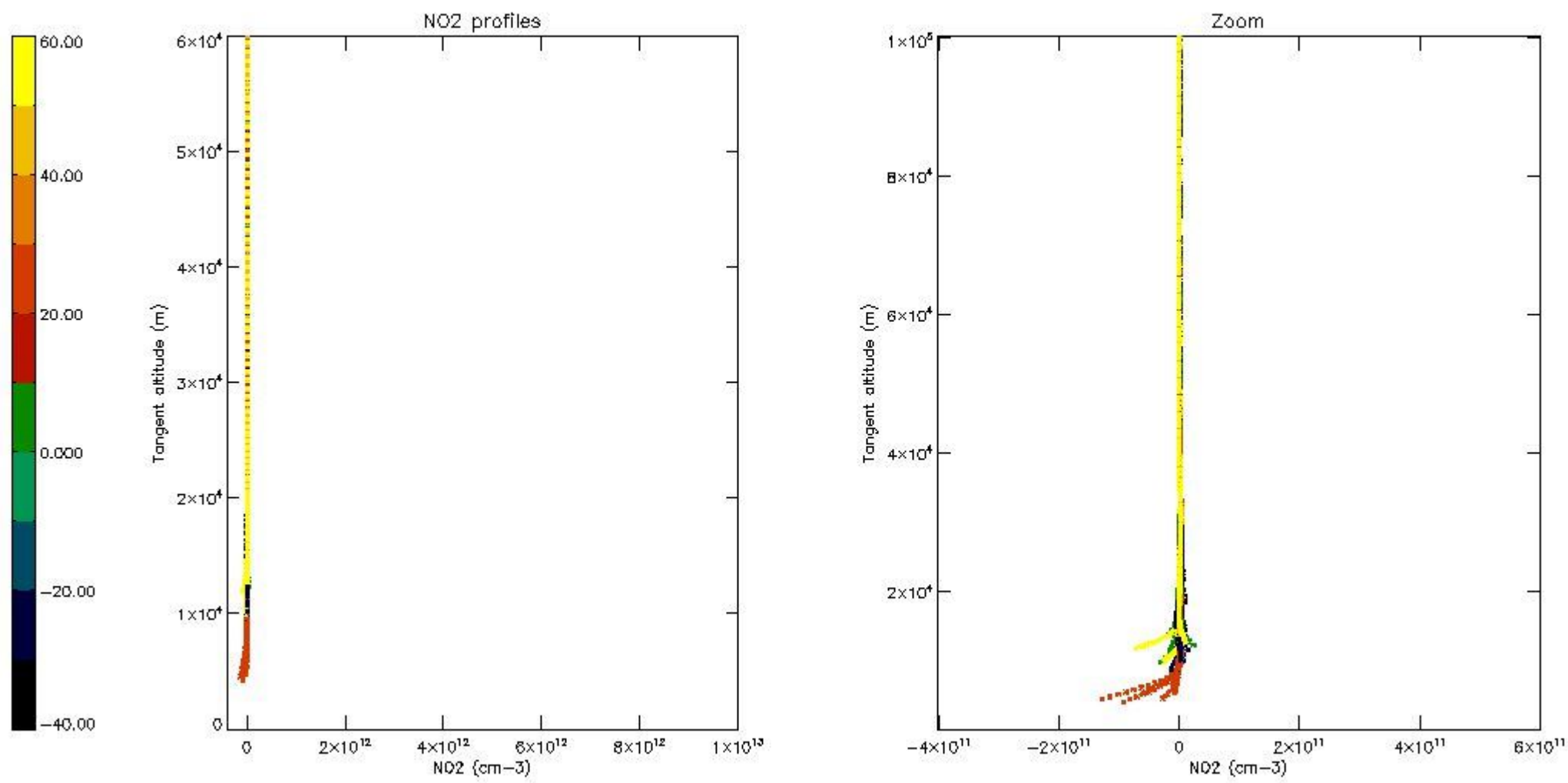
The colorbar represents the latitude.



*5.6 Plot NO<sub>2</sub> profiles for all STD (dark without errors)*

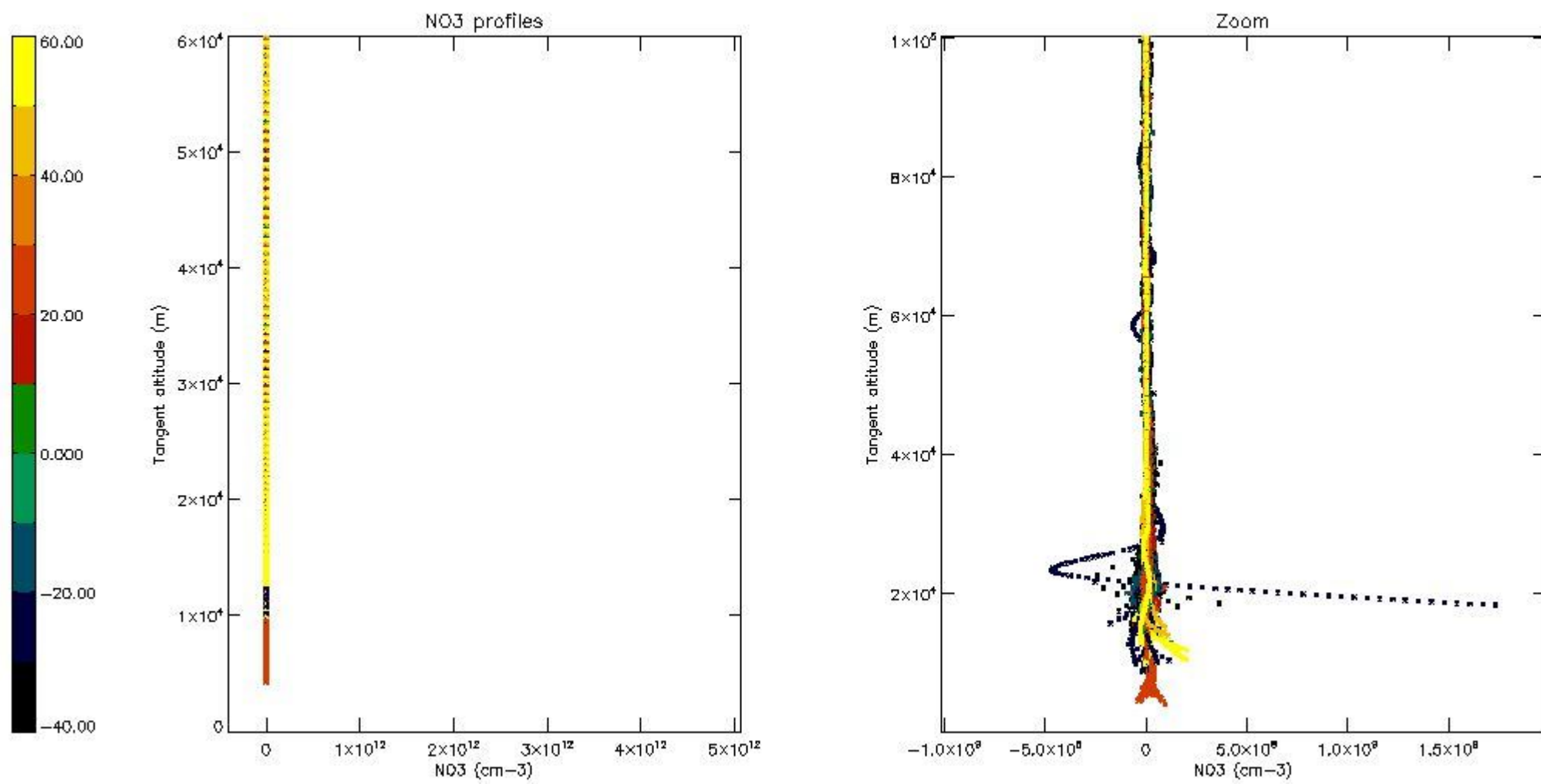
The colorbar represents the latitude.





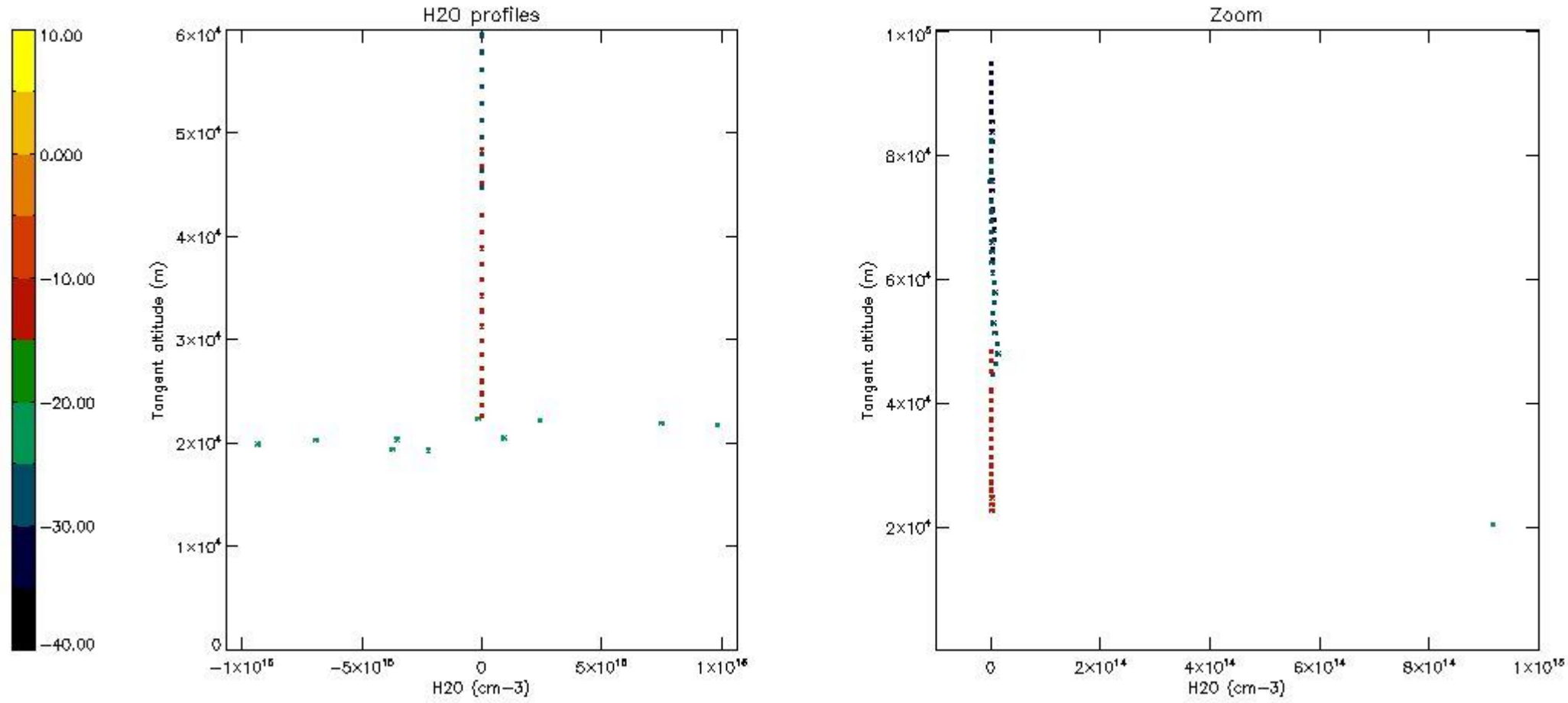
*5.7 Plot NO3 profiles for all STD (dark without errors)*

The colorbar represents the latitude.



5.8 Plot H<sub>2</sub>O profiles for all STD (only for occultations of stars 1,2,3,4,13,14,16,26,63 dark without errors)

The colorbar represents the latitude.

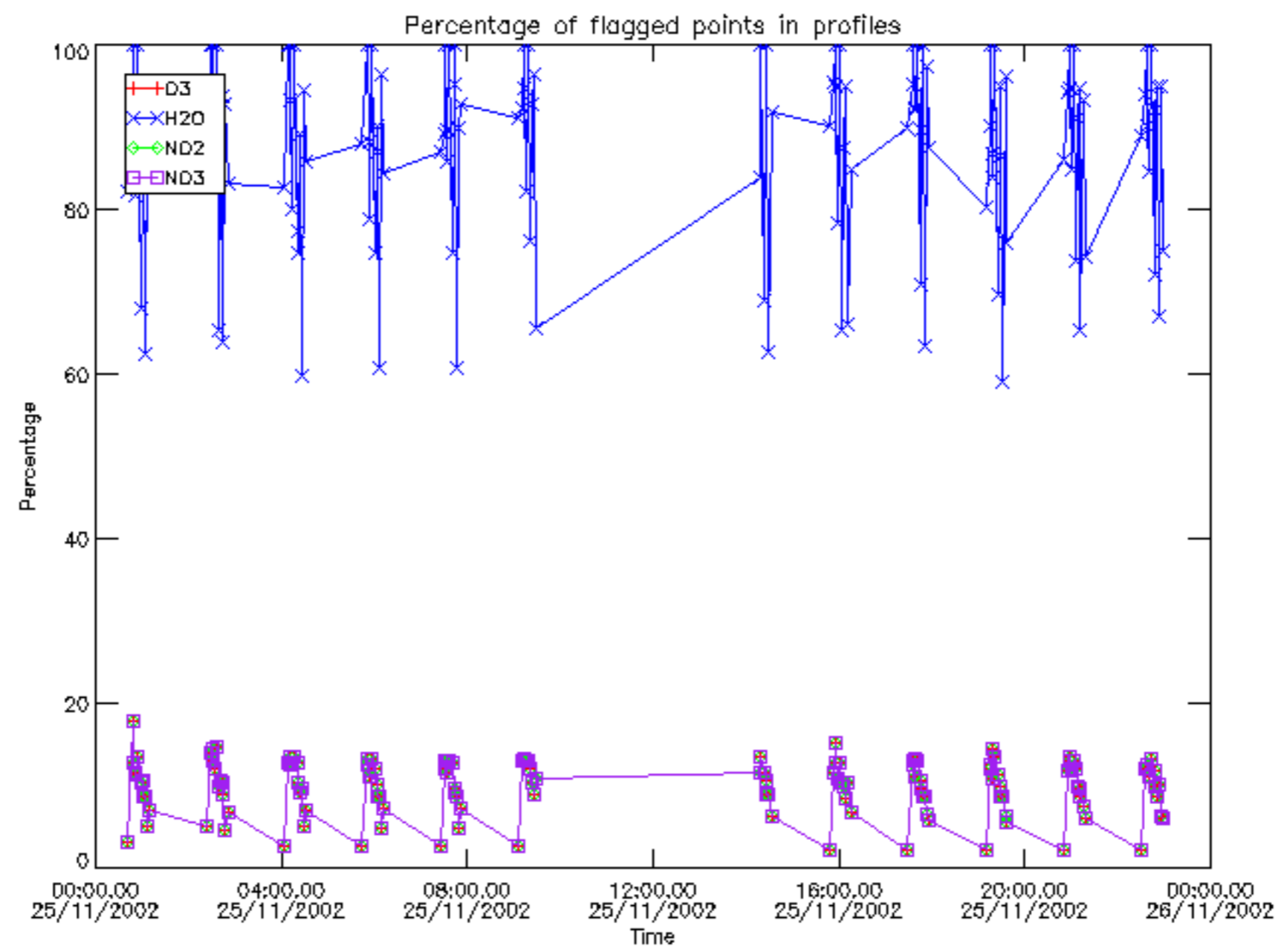


## 6. Auxiliary Data Files used for the production reported in section 2

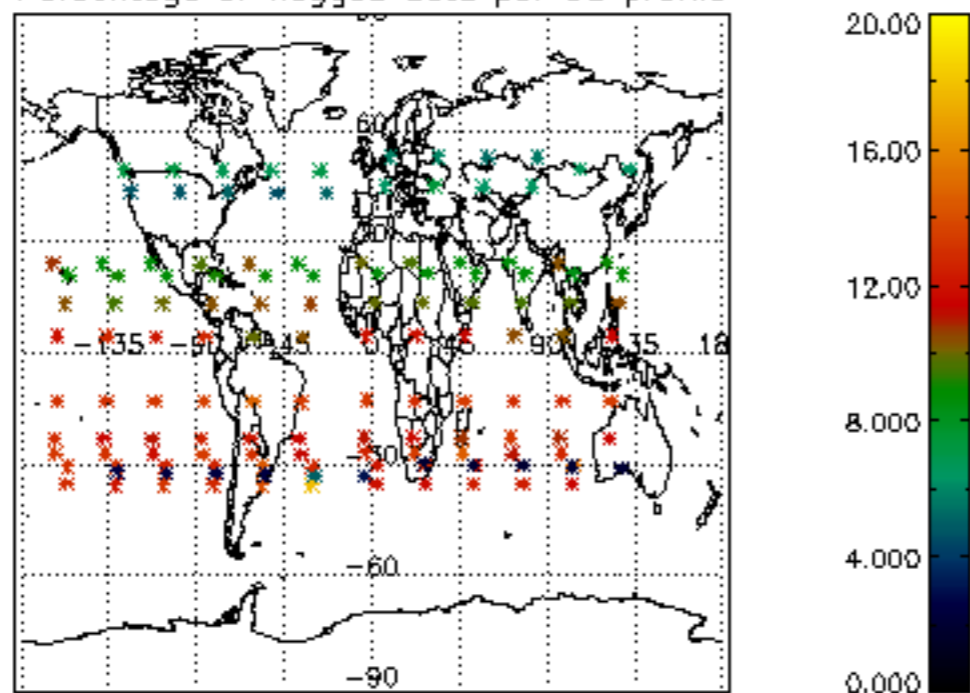
The number reported in the third column indicates since which file (see list in section 2) the corresponding auxiliary file has been used. The fourth column is the date of those product files.

Type	Auxiliary Filename	Used since product	Used since product date
INST_PHYS_CHARACTERISTICS	GOM_INS_AXNIEC20050627_150440_20020301_000000_20100101_000000	1	25-NOV-2002 00:00:04
LEVEL-2_PROC_CONFIG	GOM_PR2_AXVIEC20091111_152718_20020301_000000_20500101_000000	1	25-NOV-2002 00:00:04
CROSS_SECTIONS_FILE	GOM_CRS_AXVIEC20091111_154832_20020301_000000_20500101_000000	1	25-NOV-2002 00:00:04

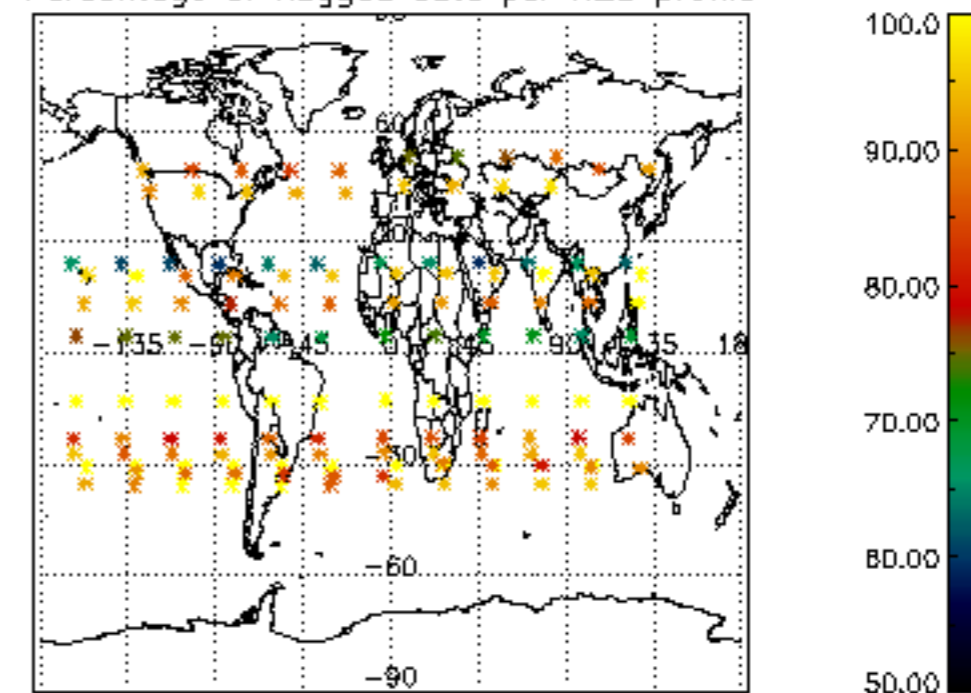




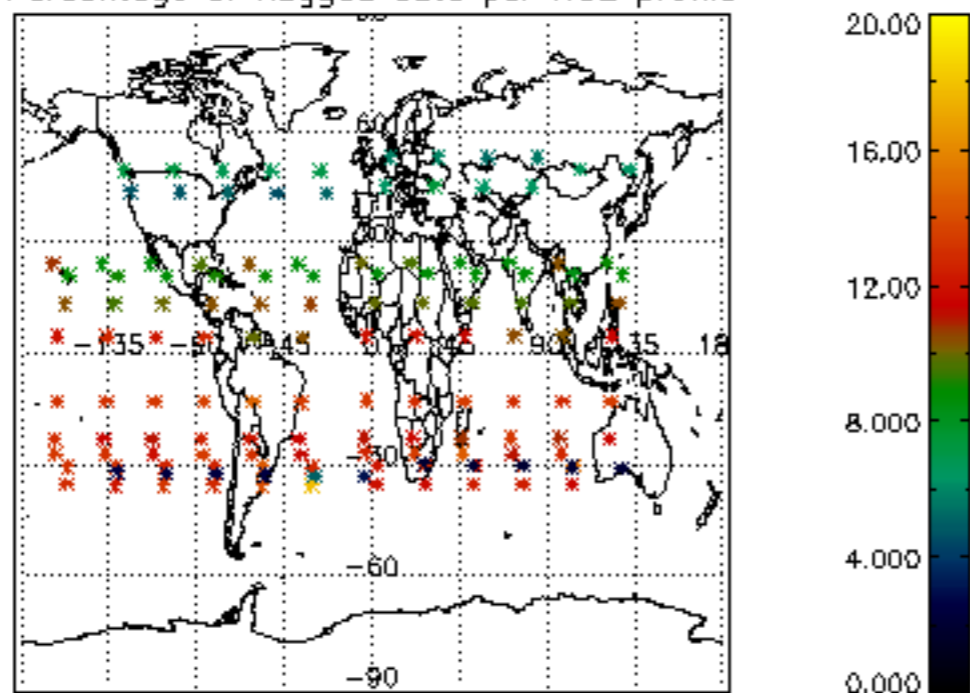
Percentage of flagged data per D3 profile



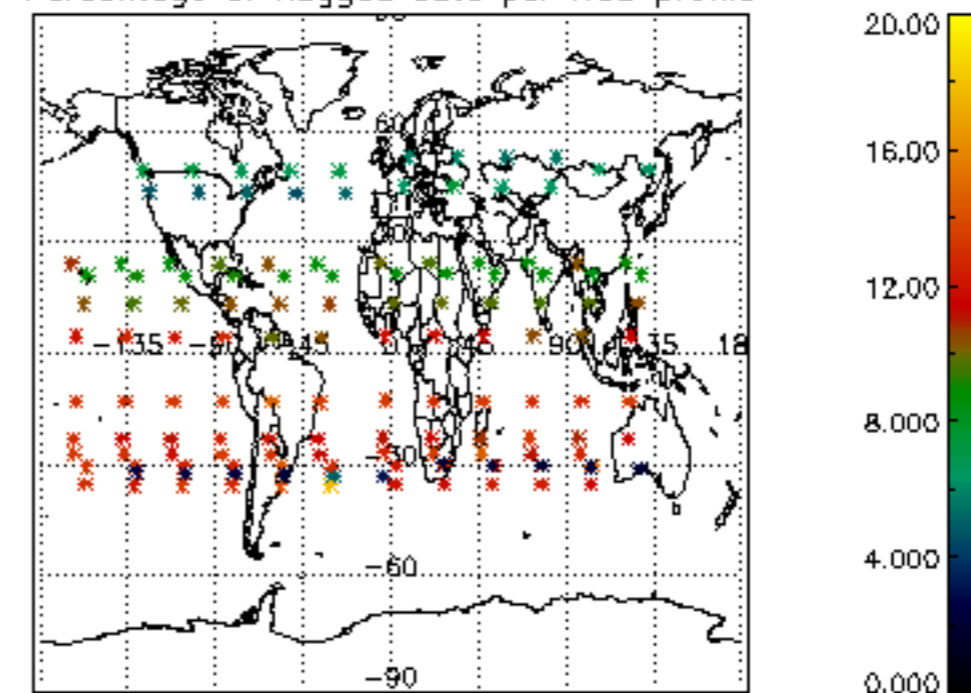
Percentage of flagged data per H2O profile

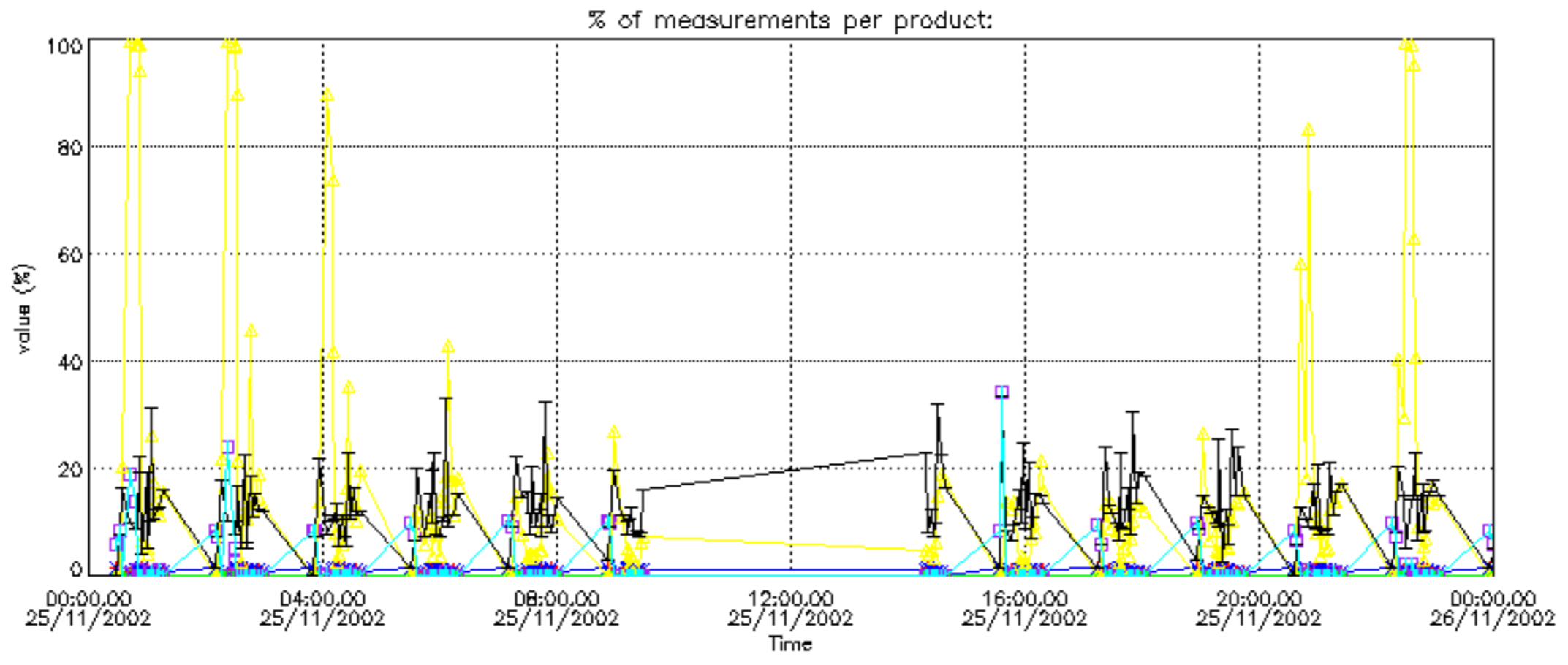


Percentage of flagged data per NO2 profile

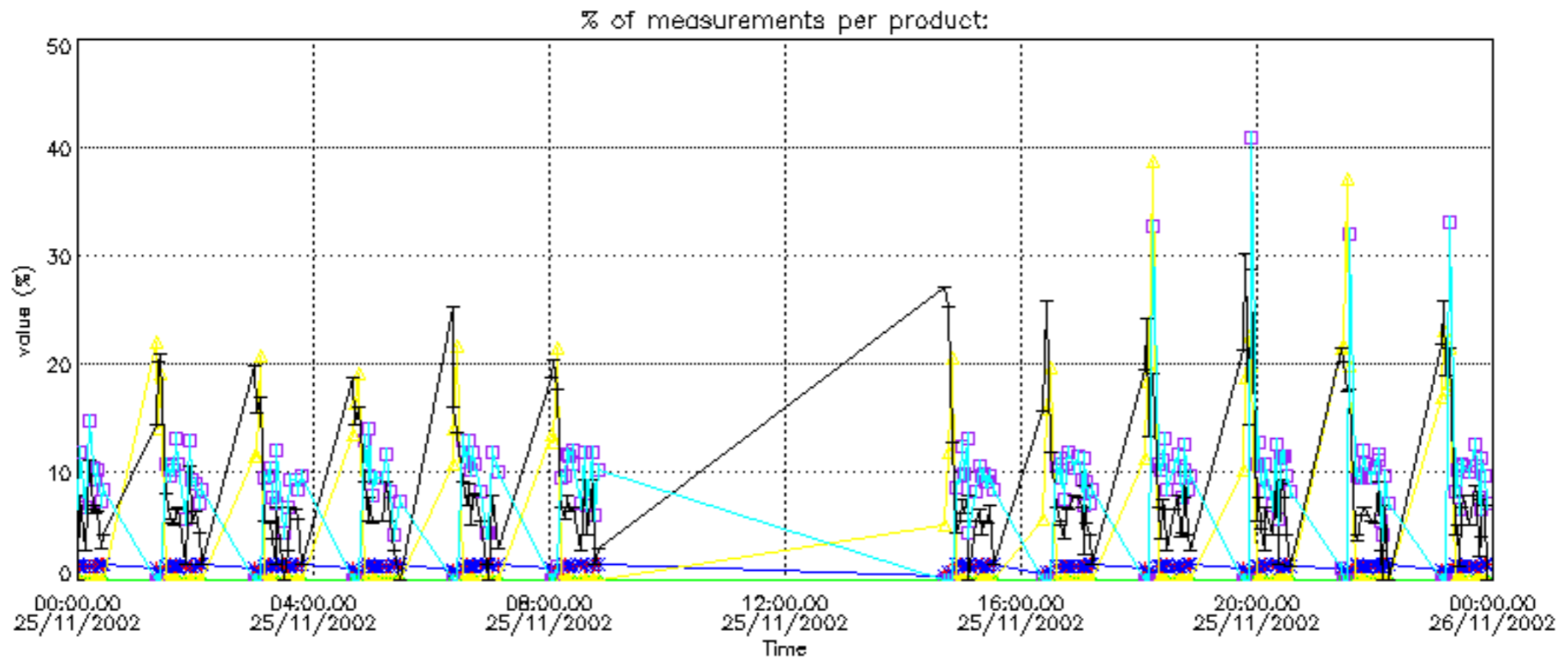


Percentage of flagged data per NO3 profile

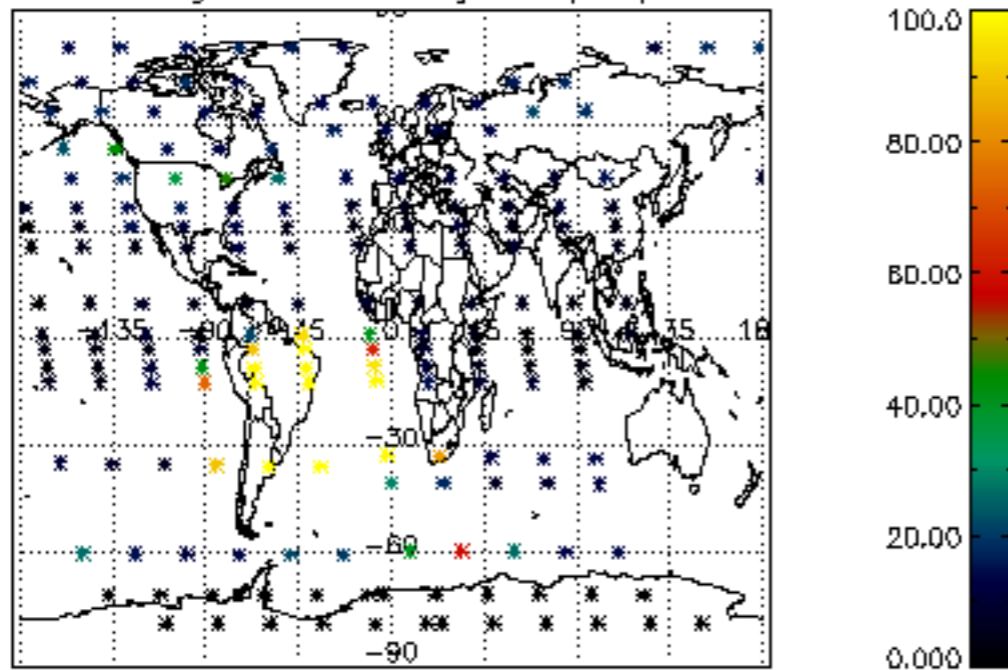




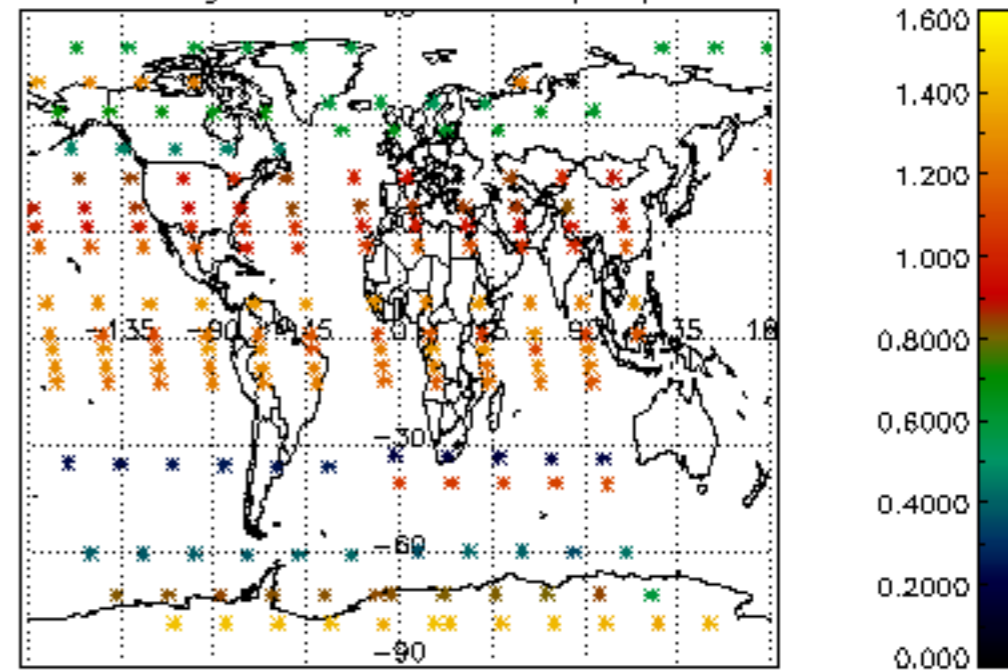




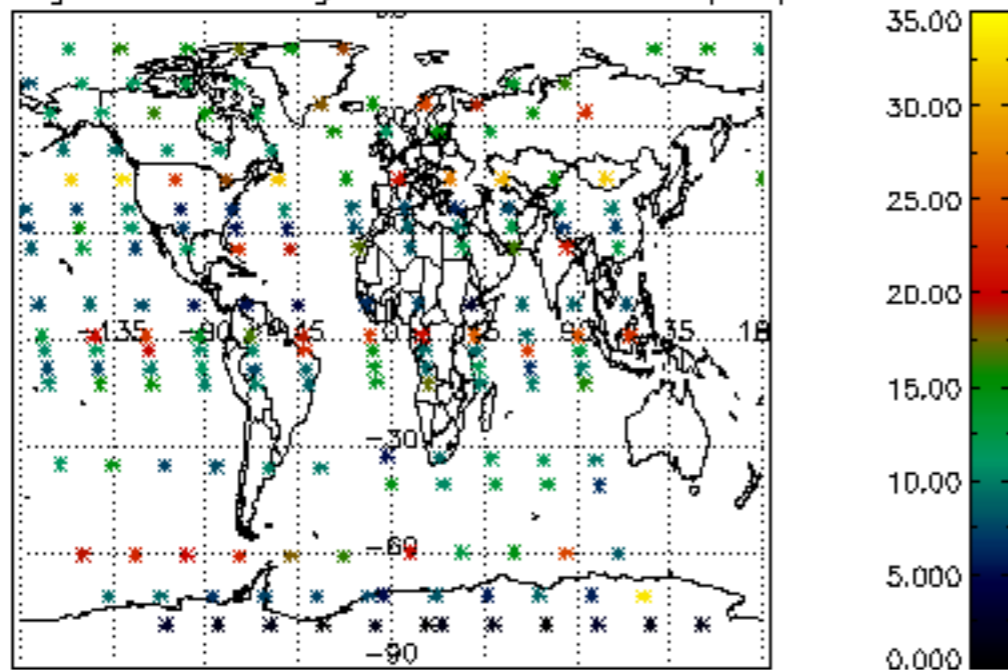
Percentage of cosmic ray hits per profile



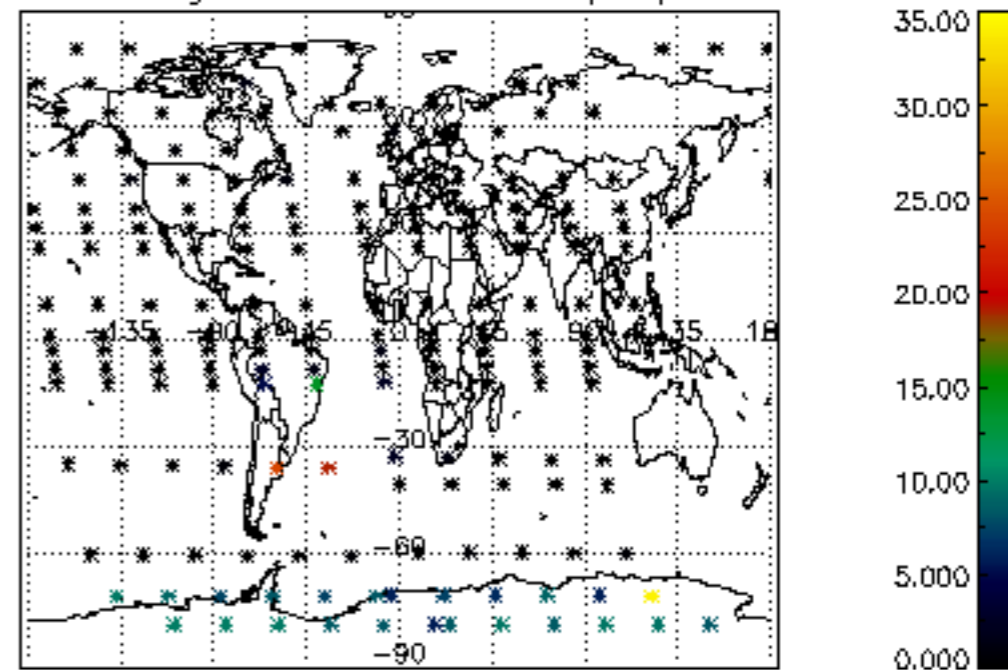
Percentage of datation errors per profile



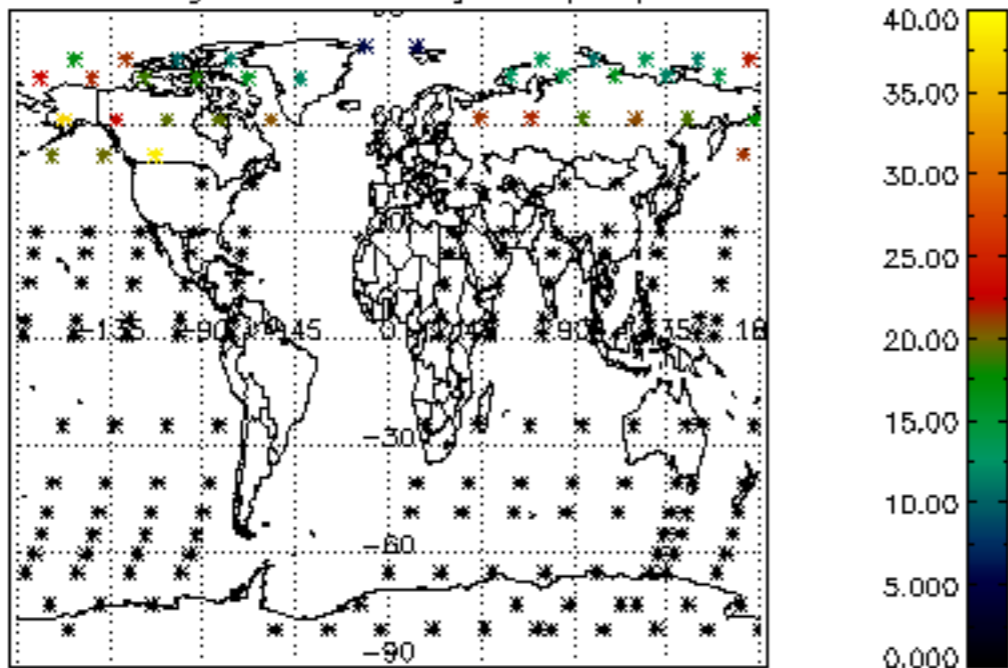
Percentage of star falling outside central band per profile



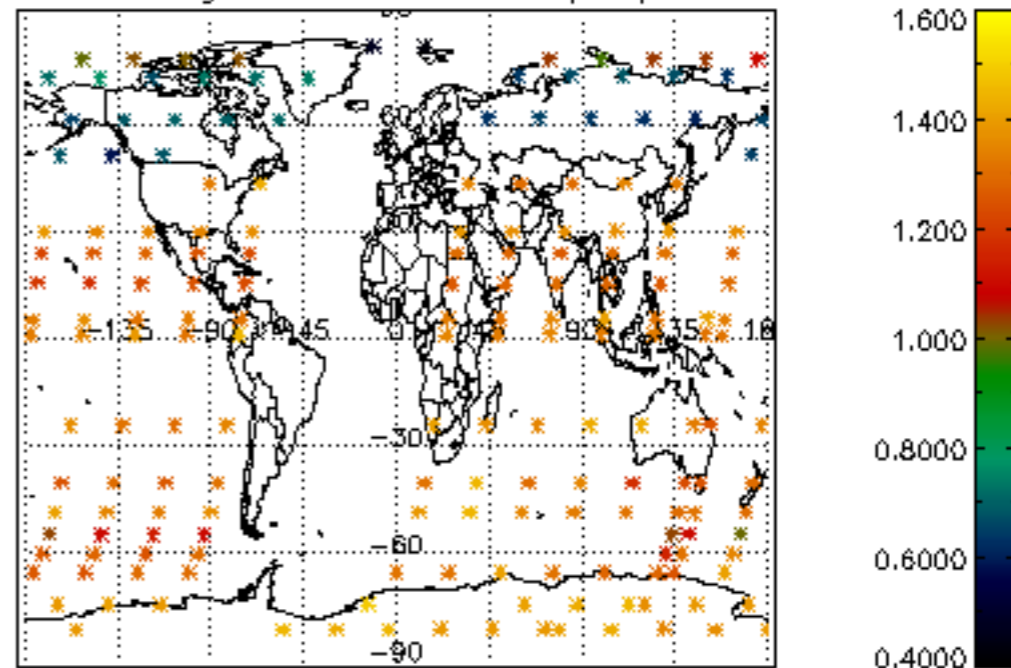
Percentage of saturation errors per profile



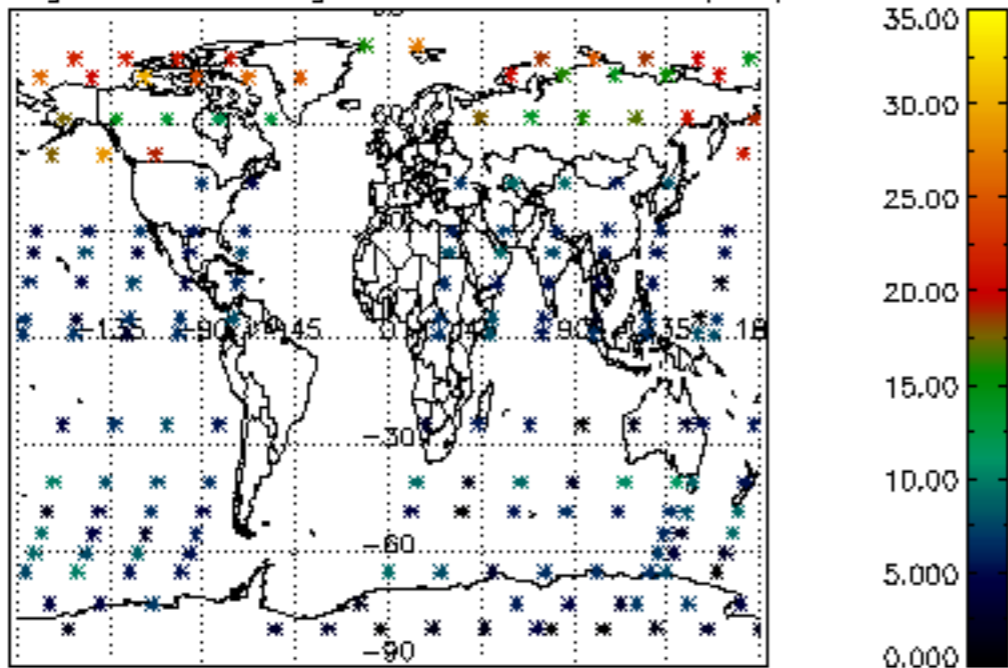
Percentage of cosmic ray hits per profile



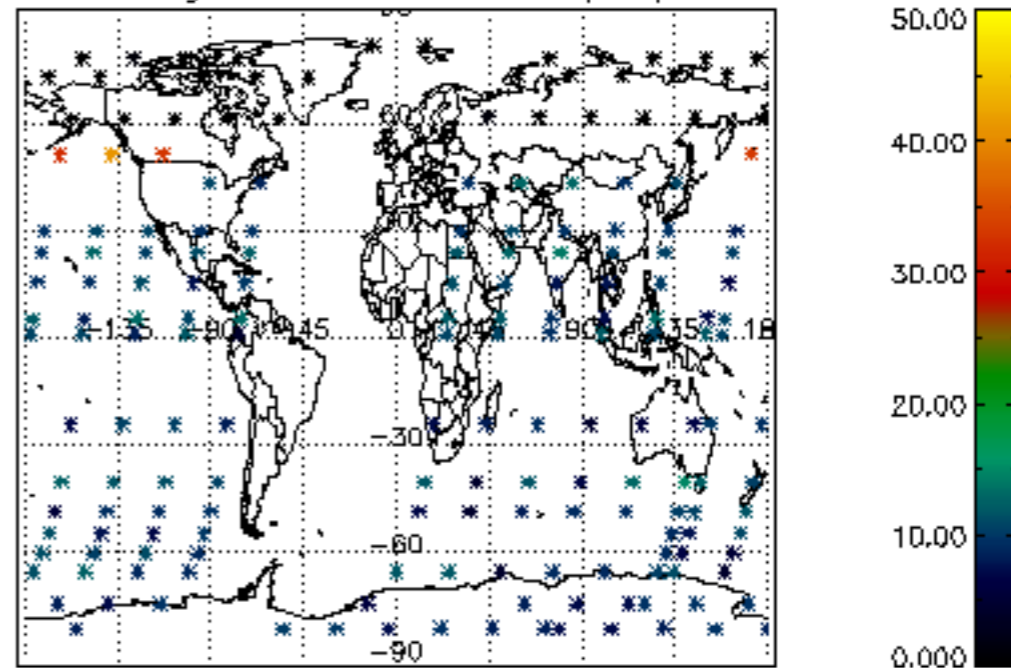
Percentage of datation errors per profile



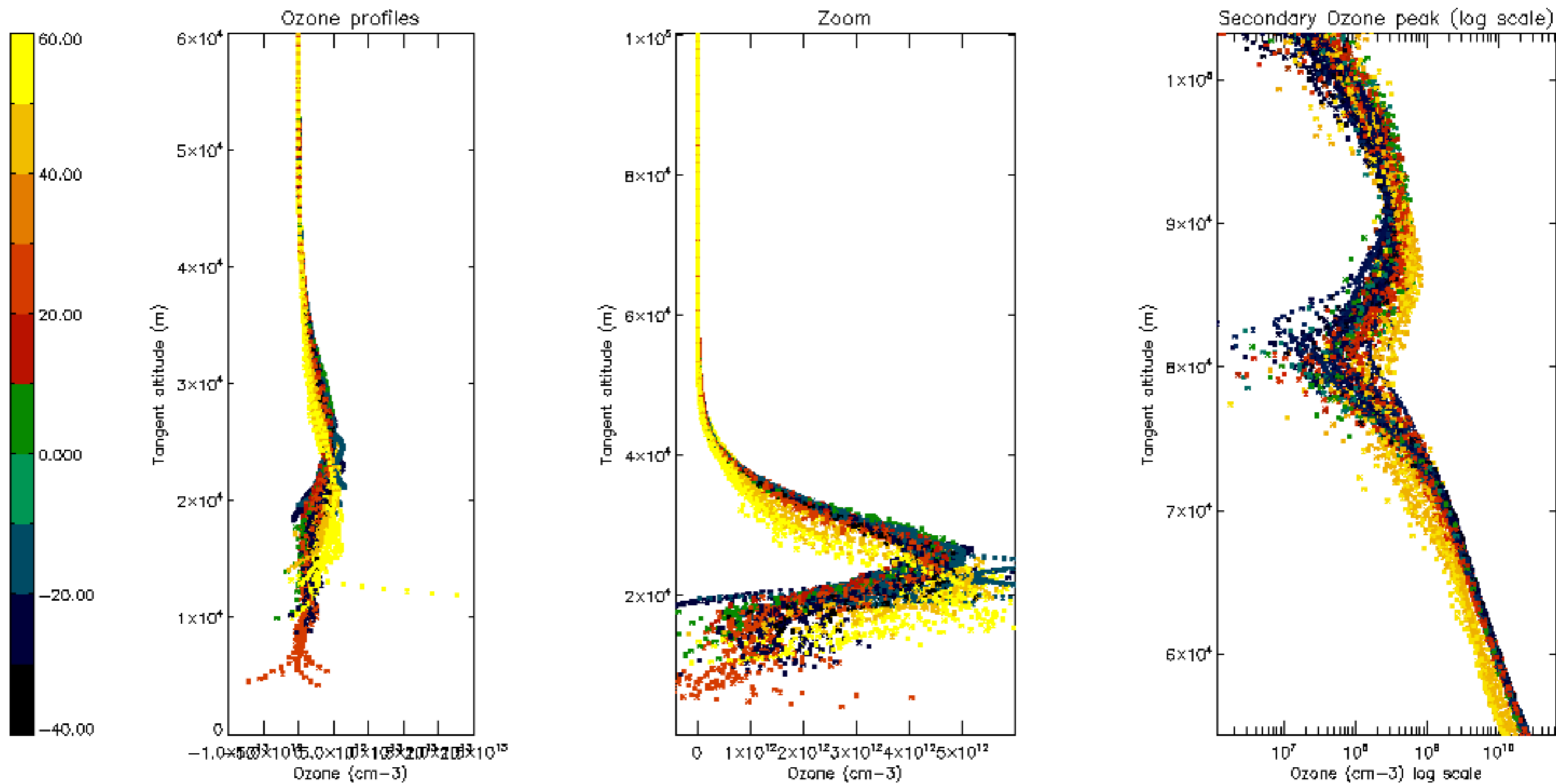
Percentage of star falling outside central band per profile

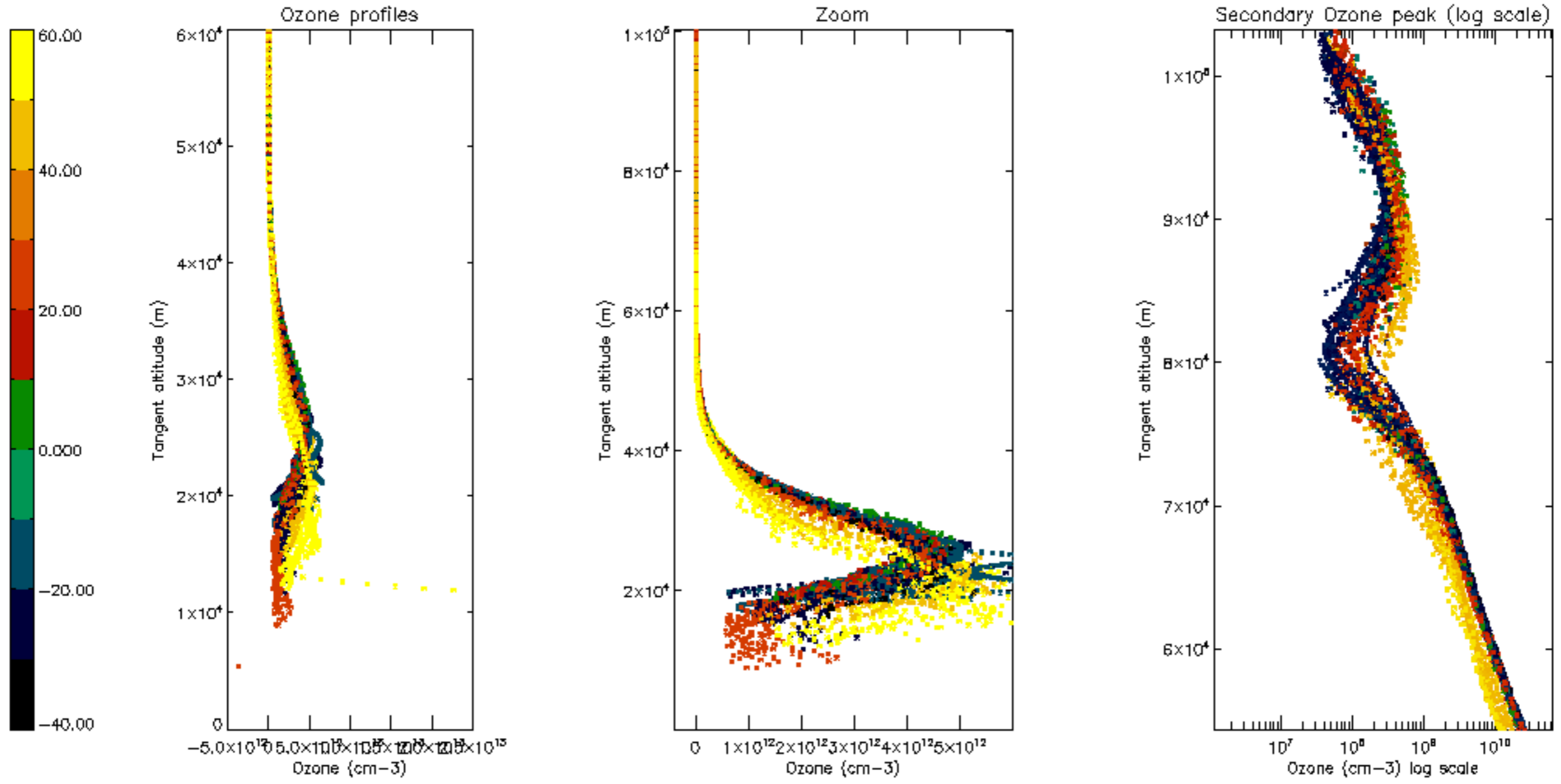


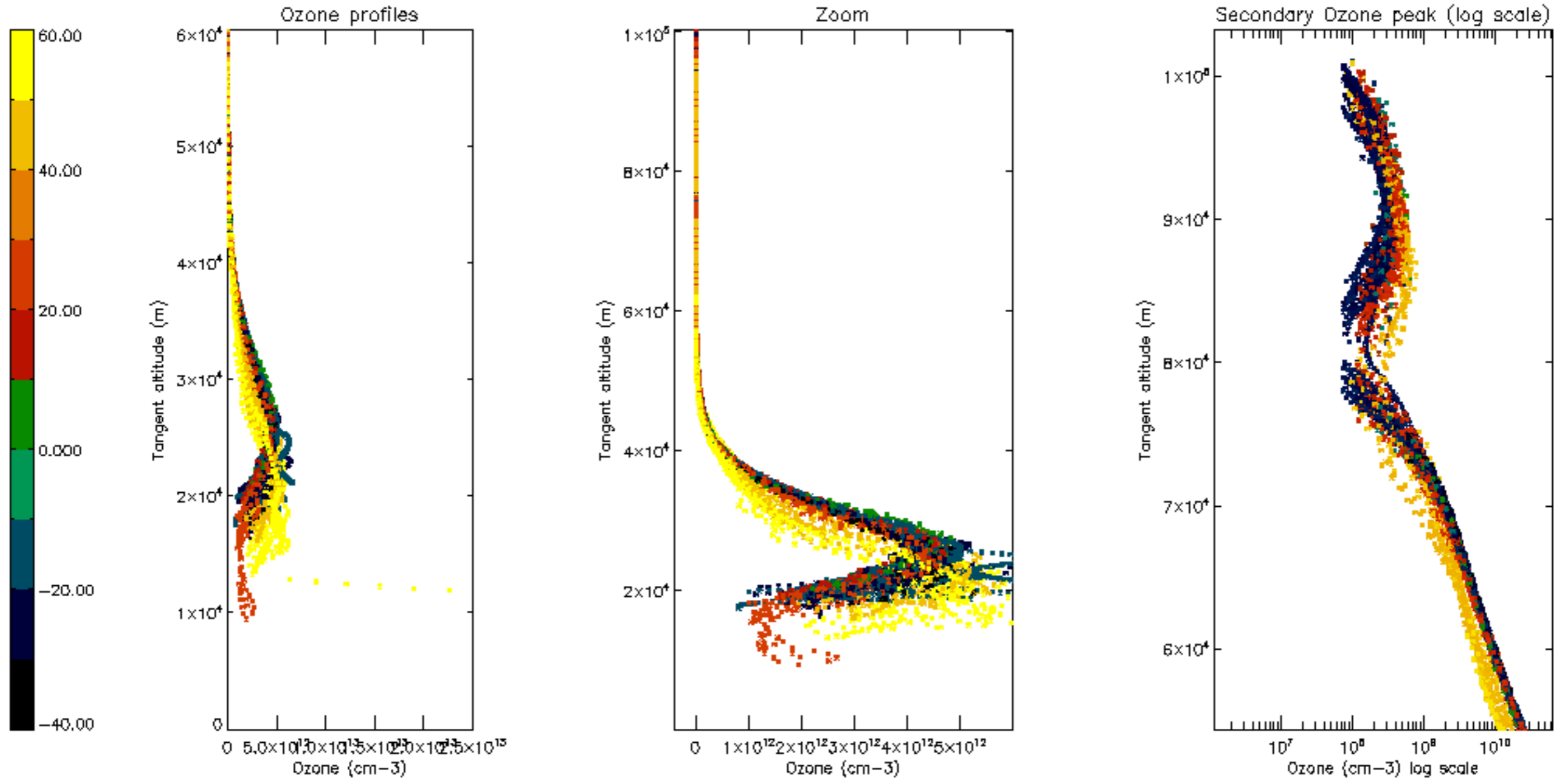
Percentage of saturation errors per profile



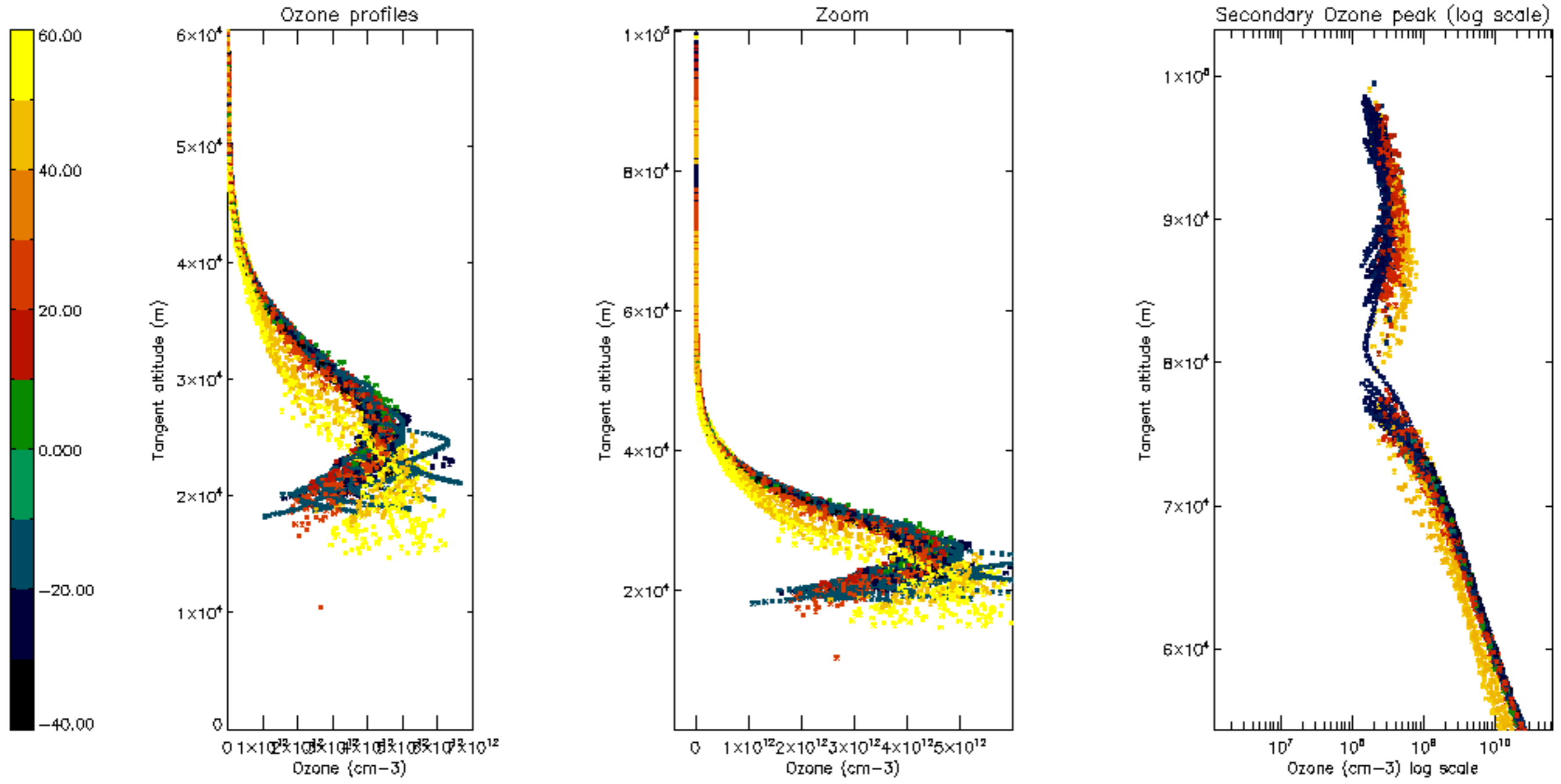


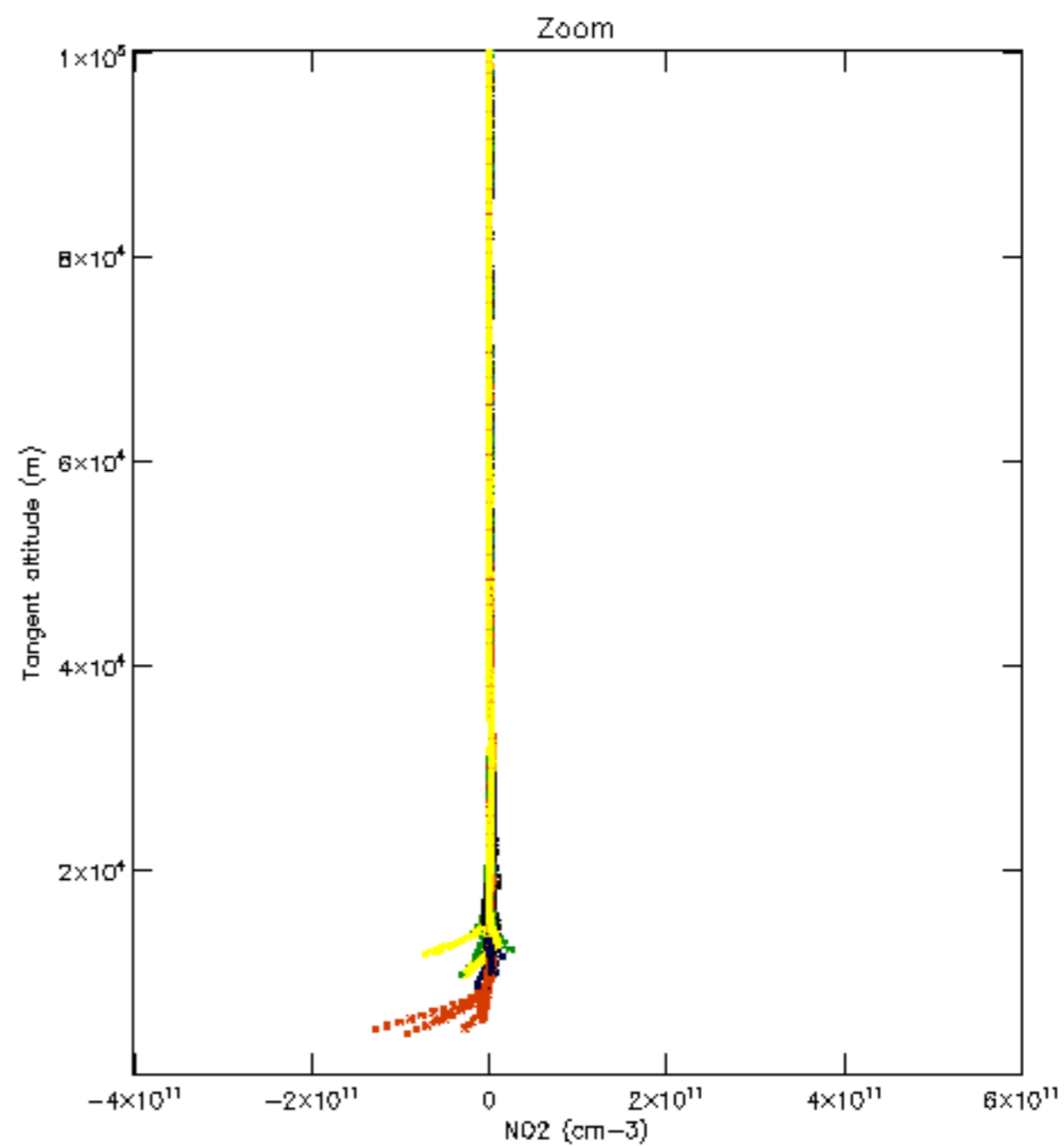
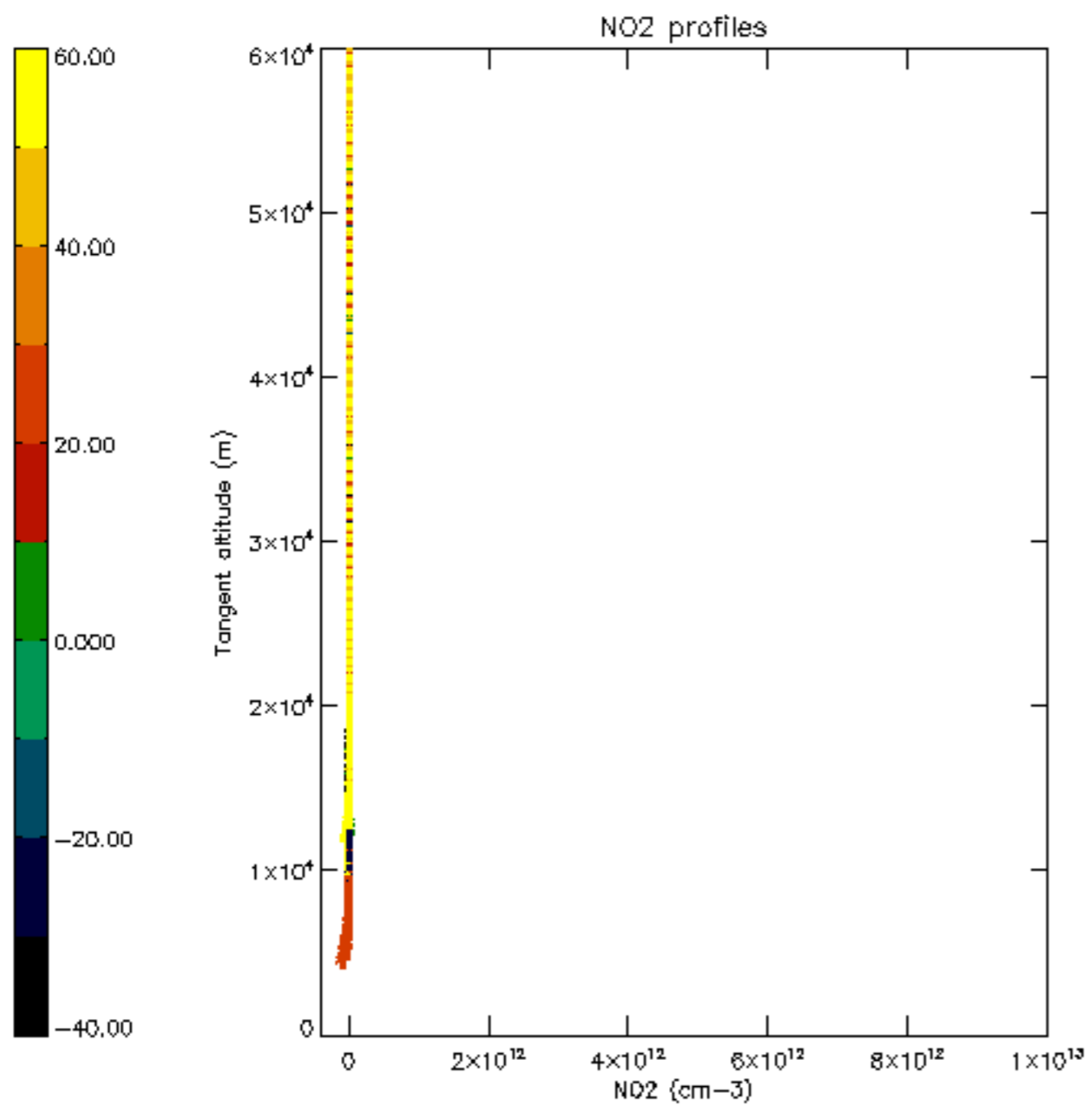


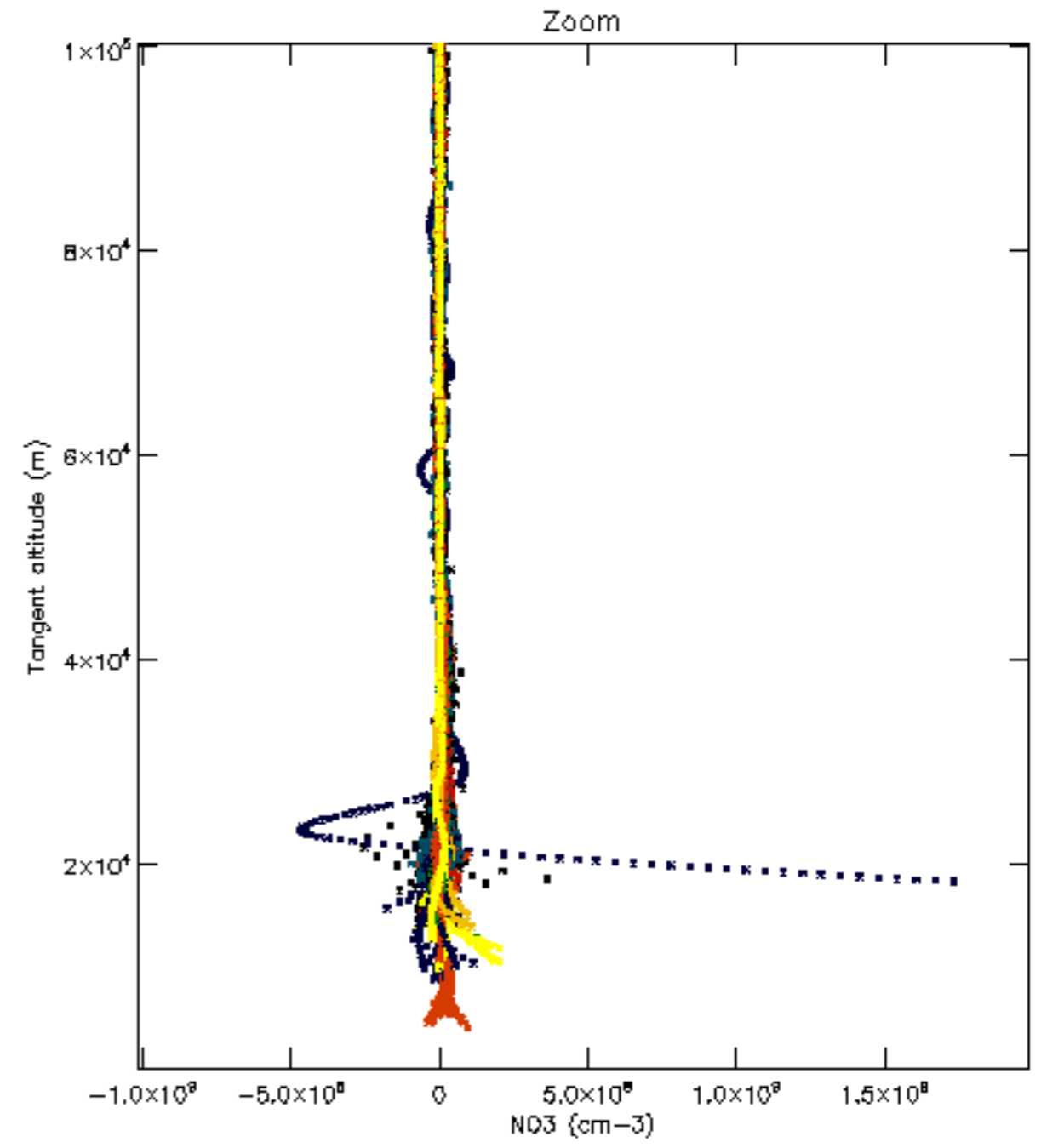
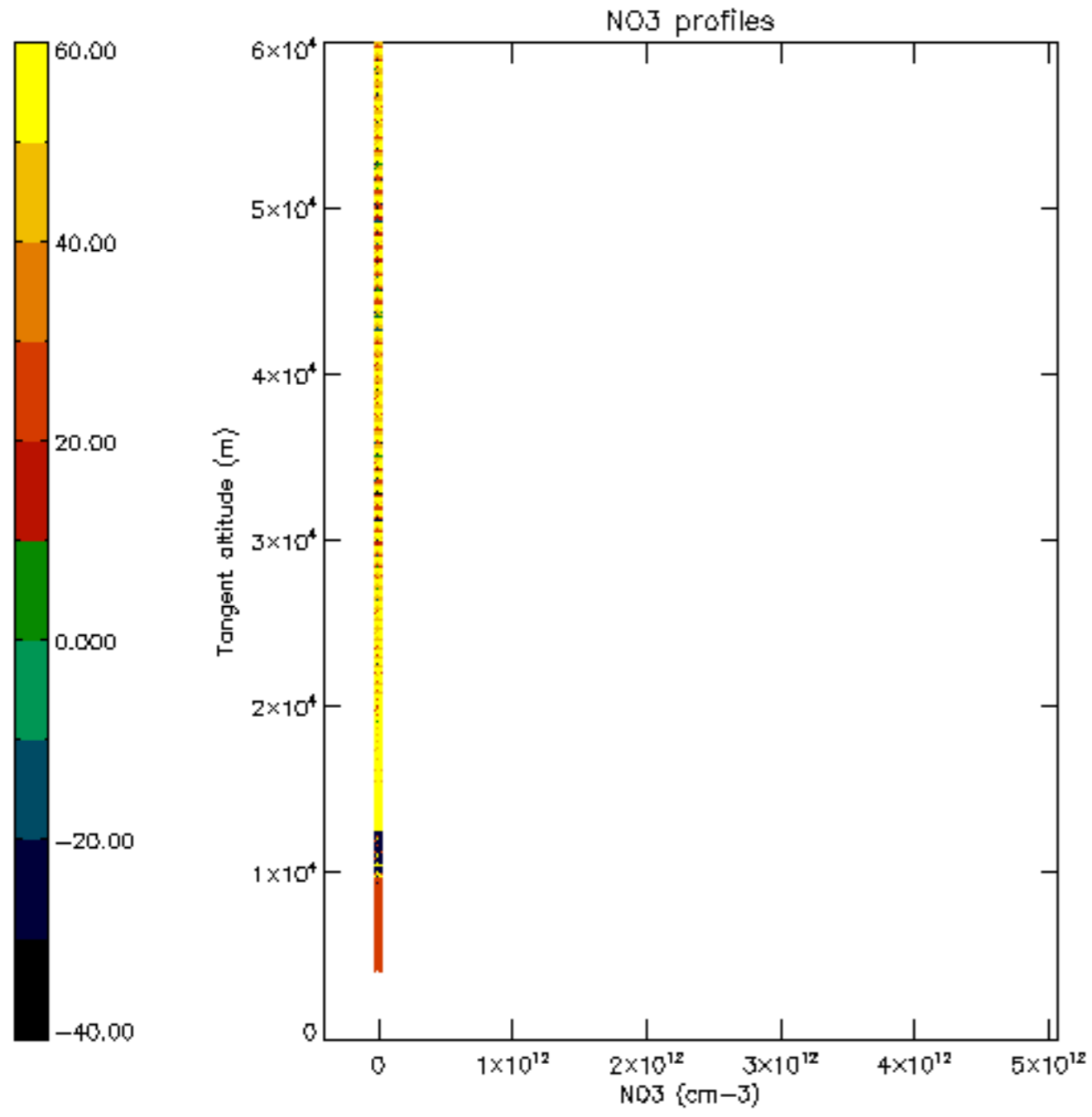




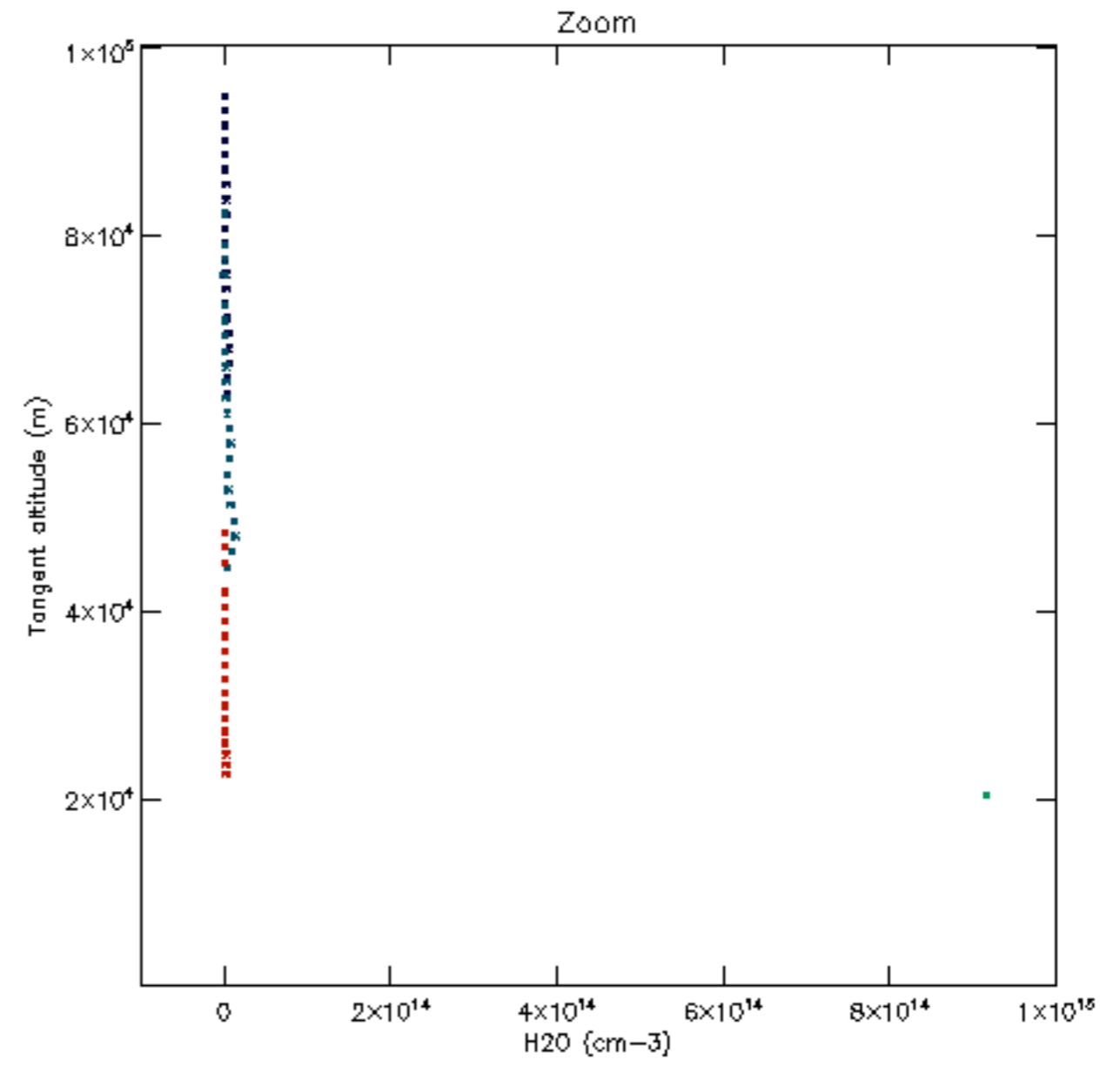
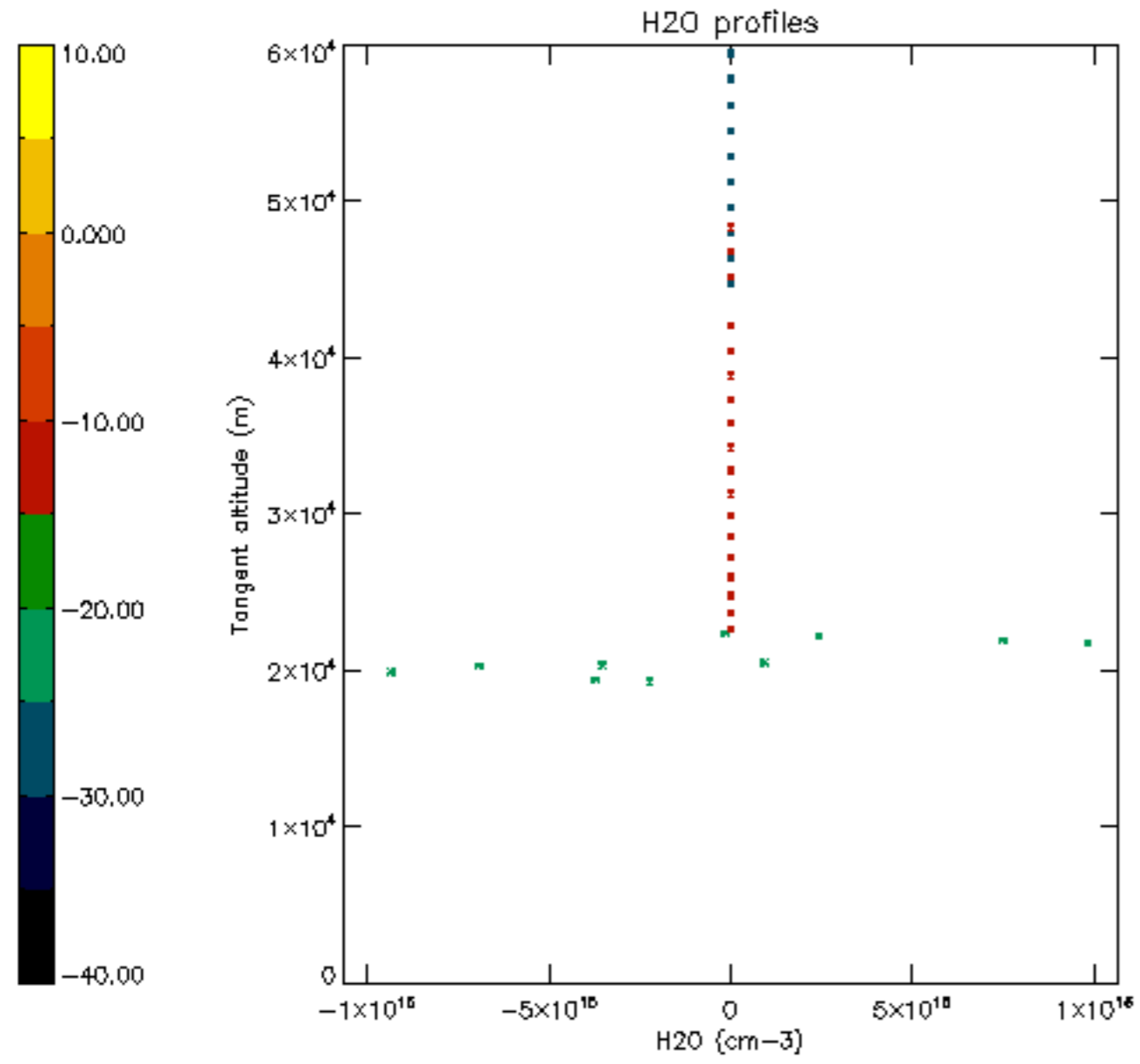


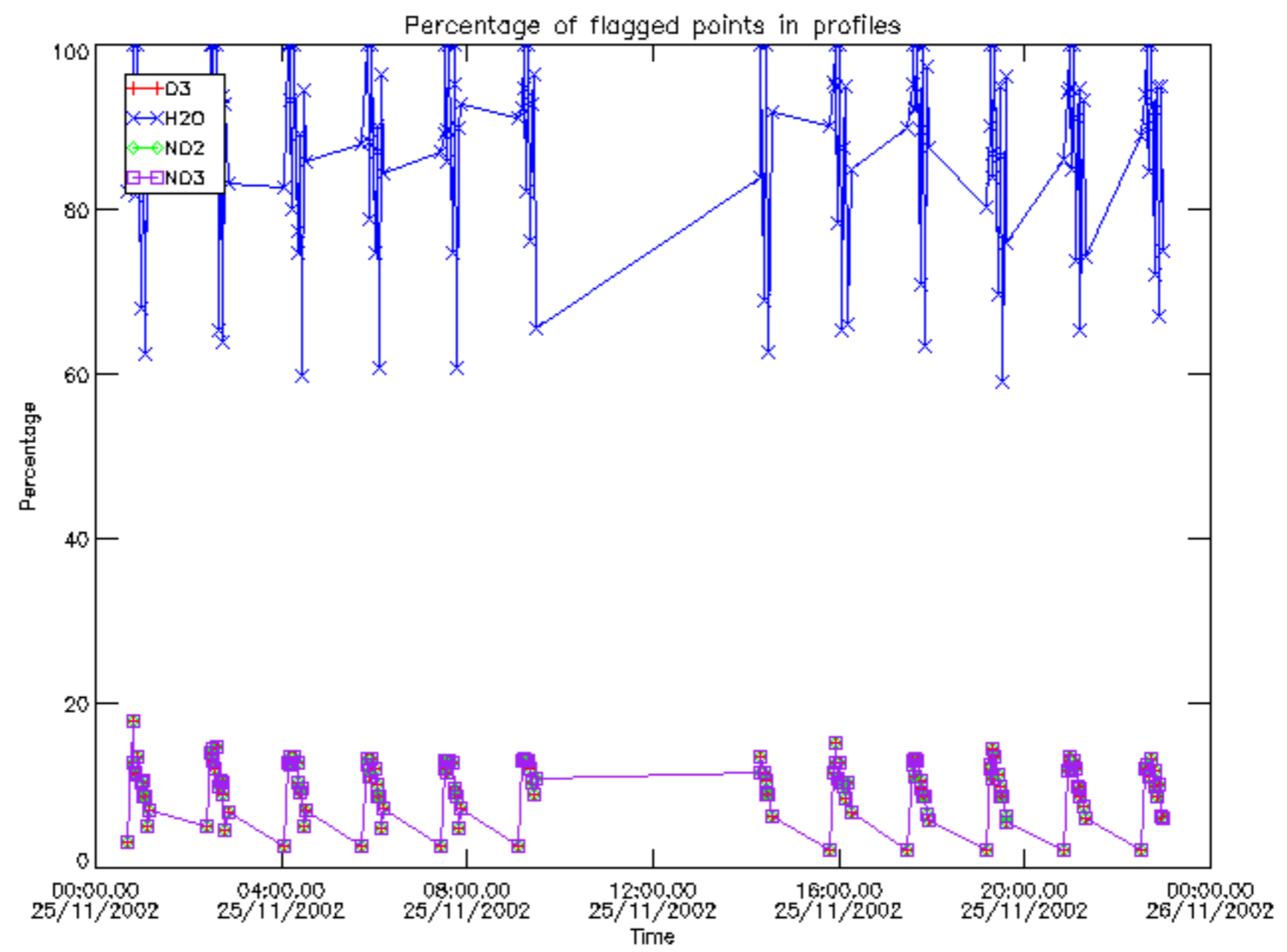




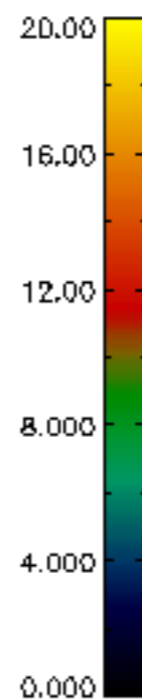
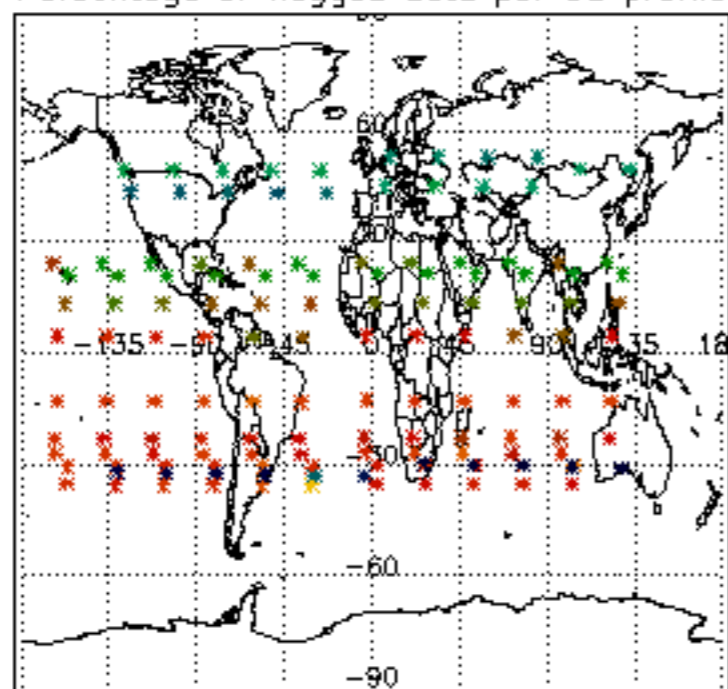




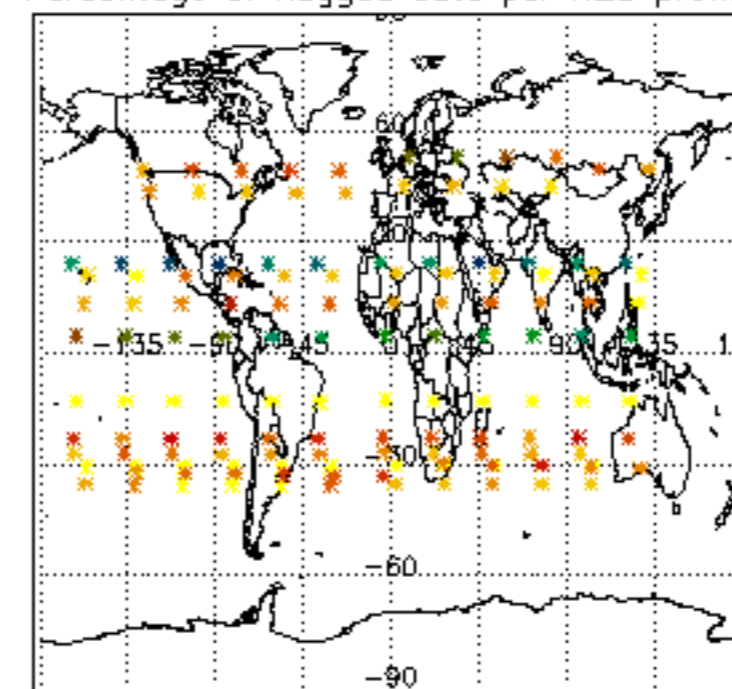




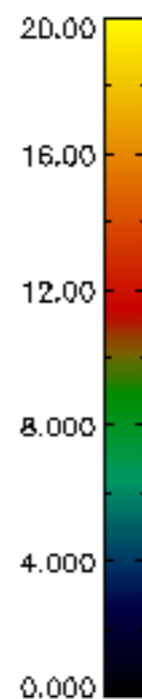
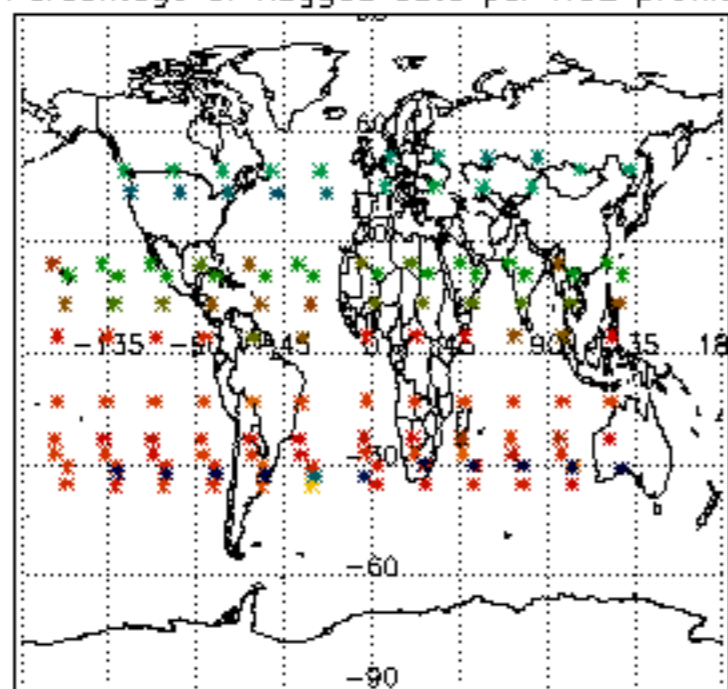
Percentage of flagged data per D3 profile



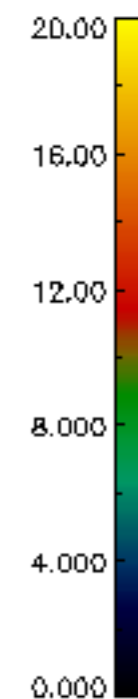
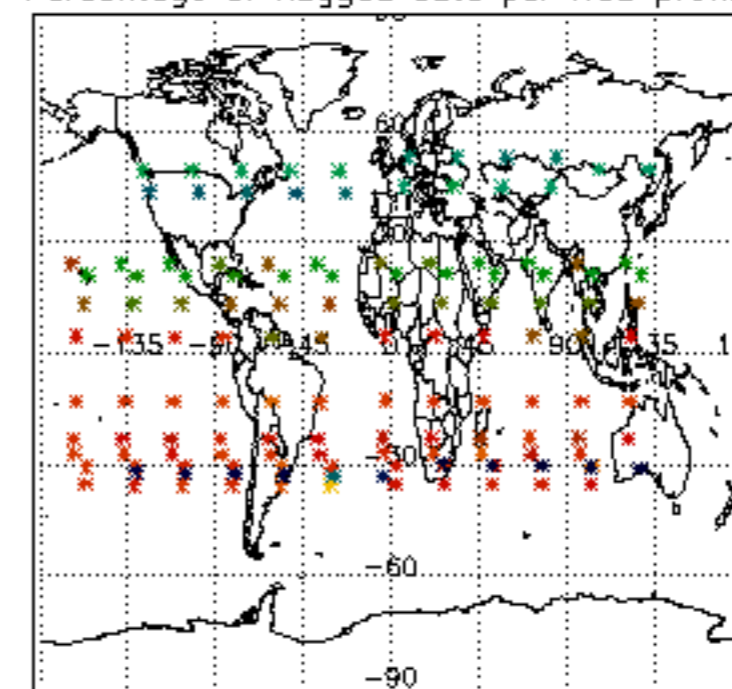
Percentage of flagged data per H2O profile

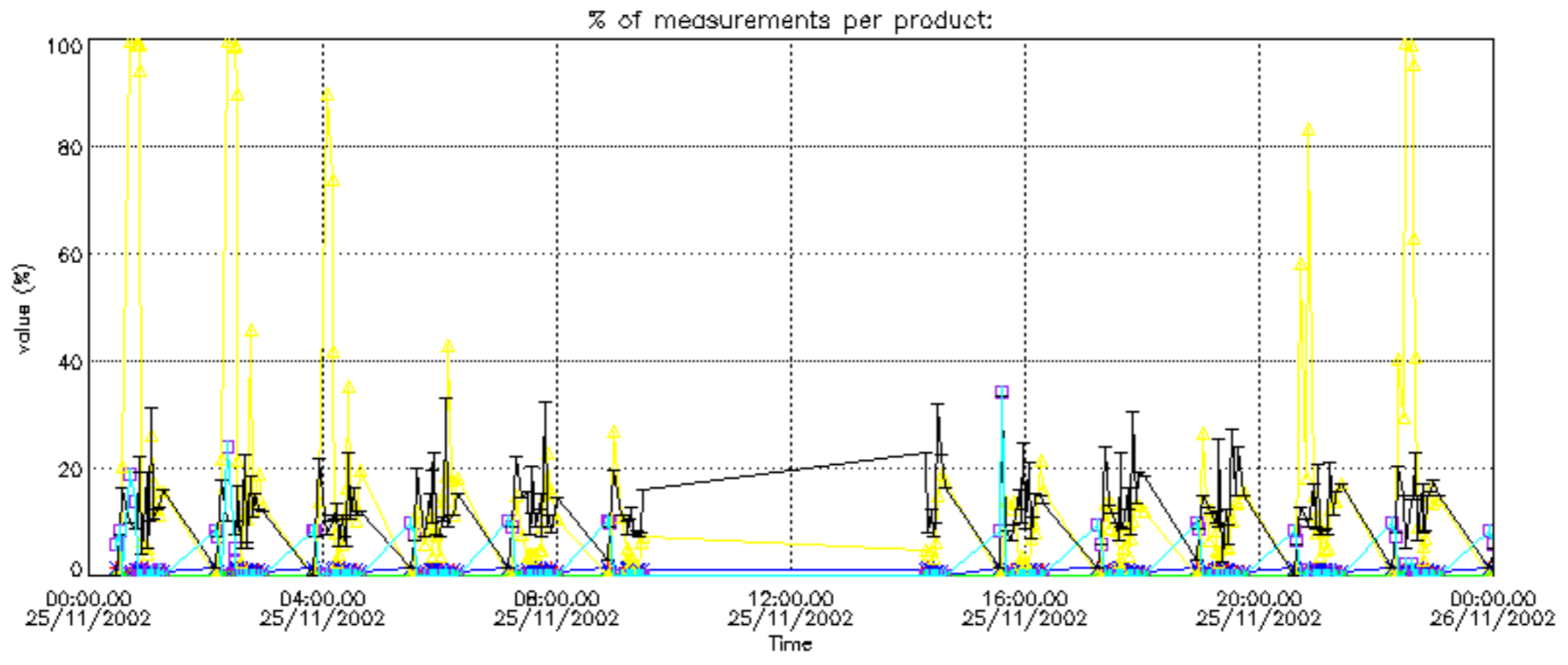


Percentage of flagged data per NO2 profile

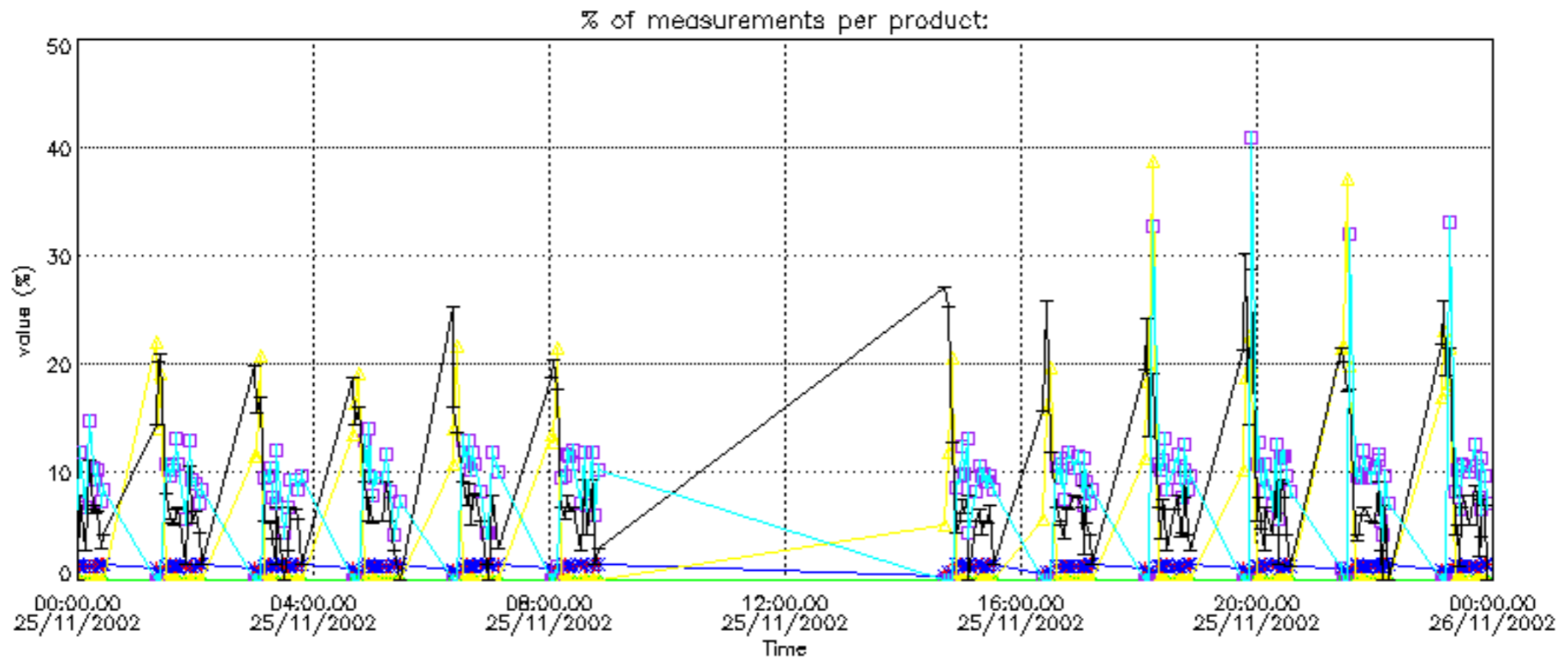


Percentage of flagged data per NO3 profile

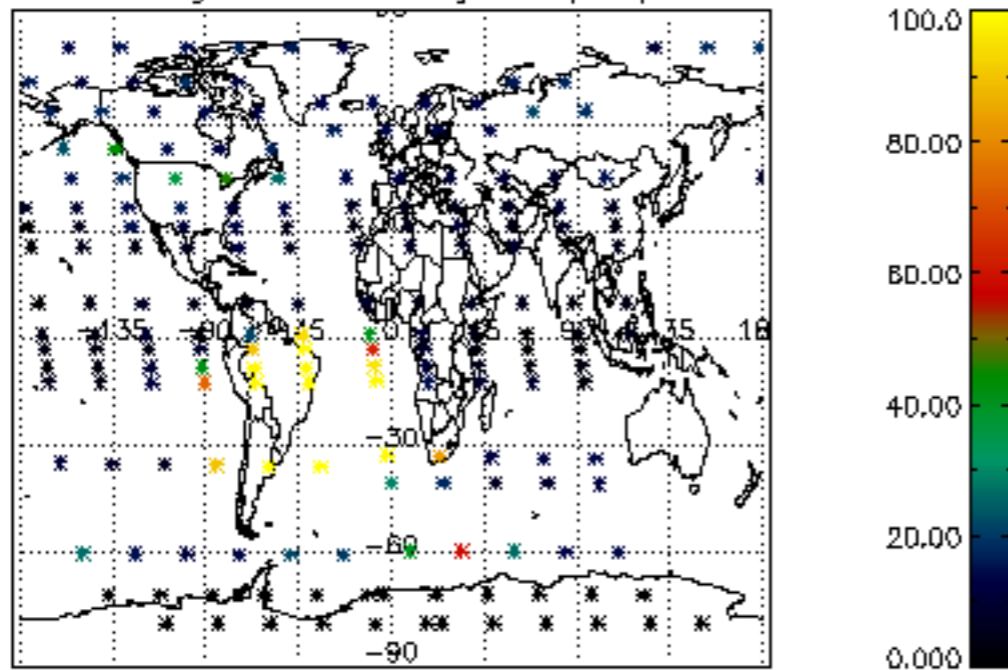




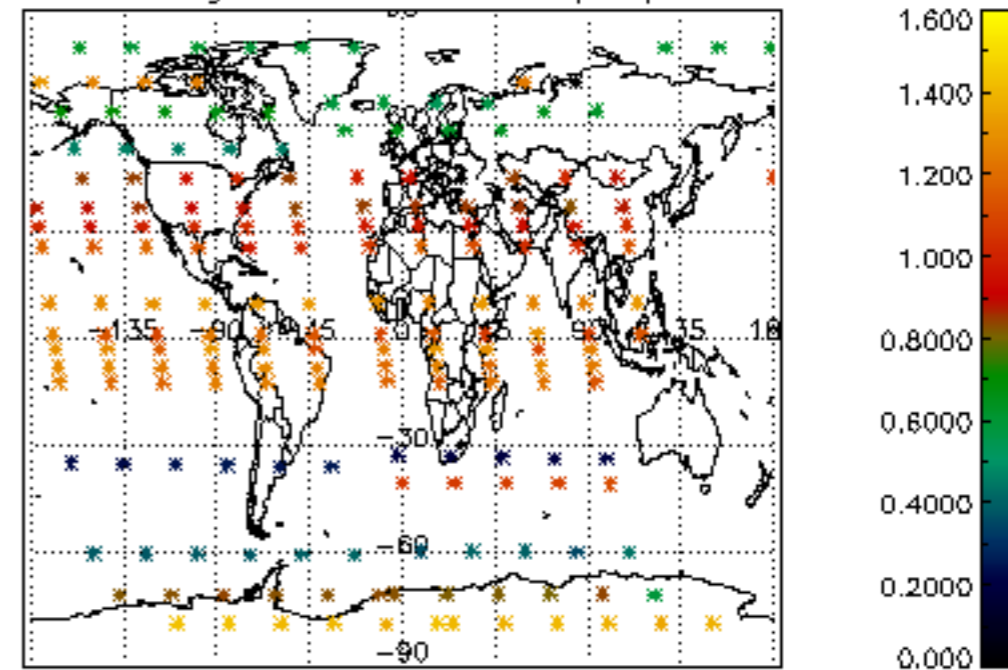




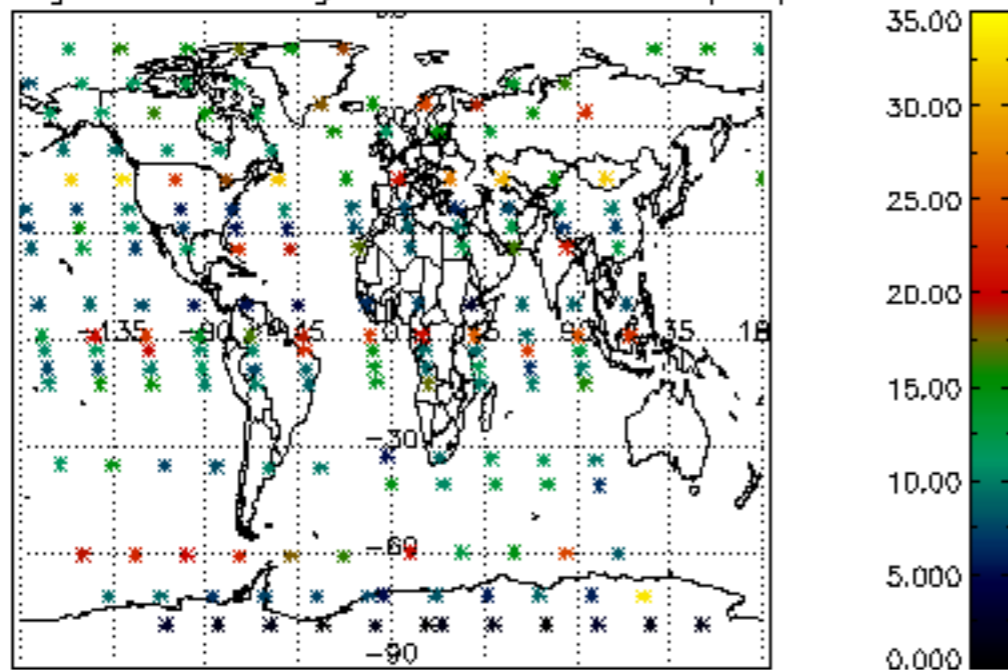
Percentage of cosmic ray hits per profile



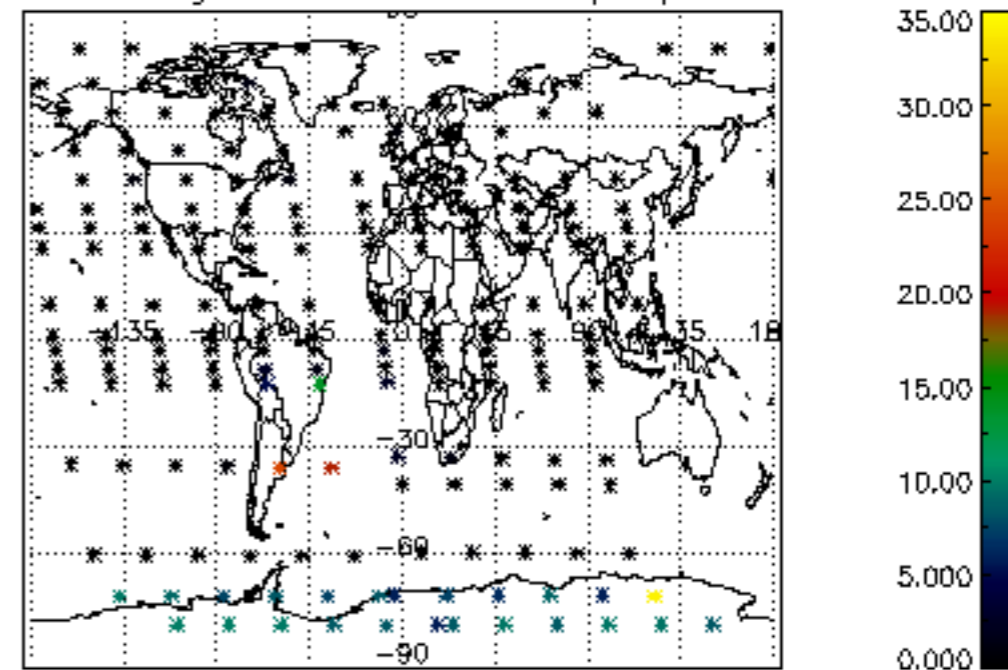
Percentage of datation errors per profile



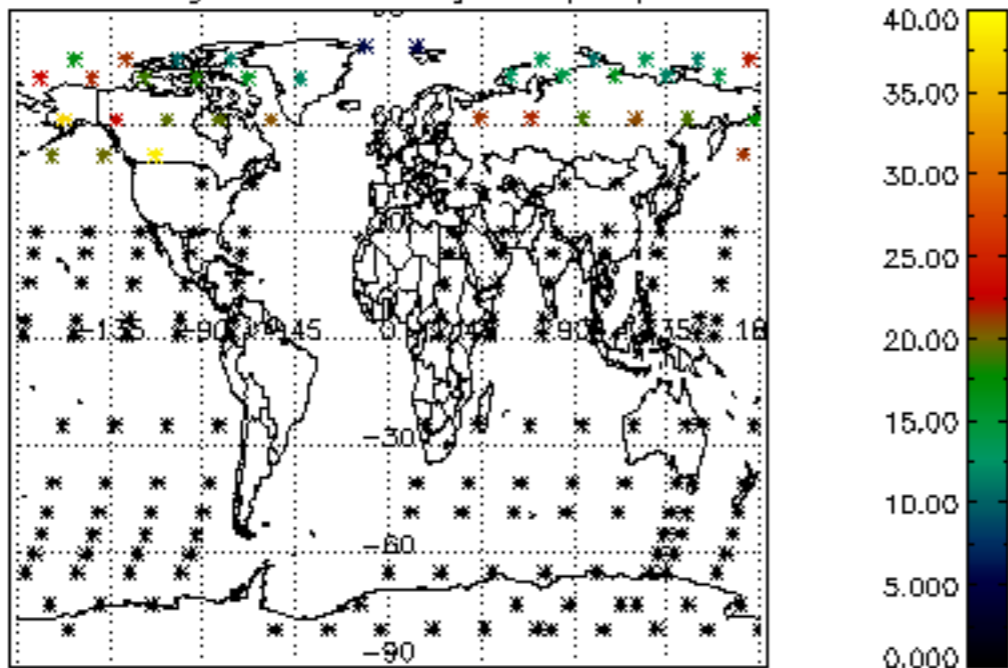
Percentage of star falling outside central band per profile



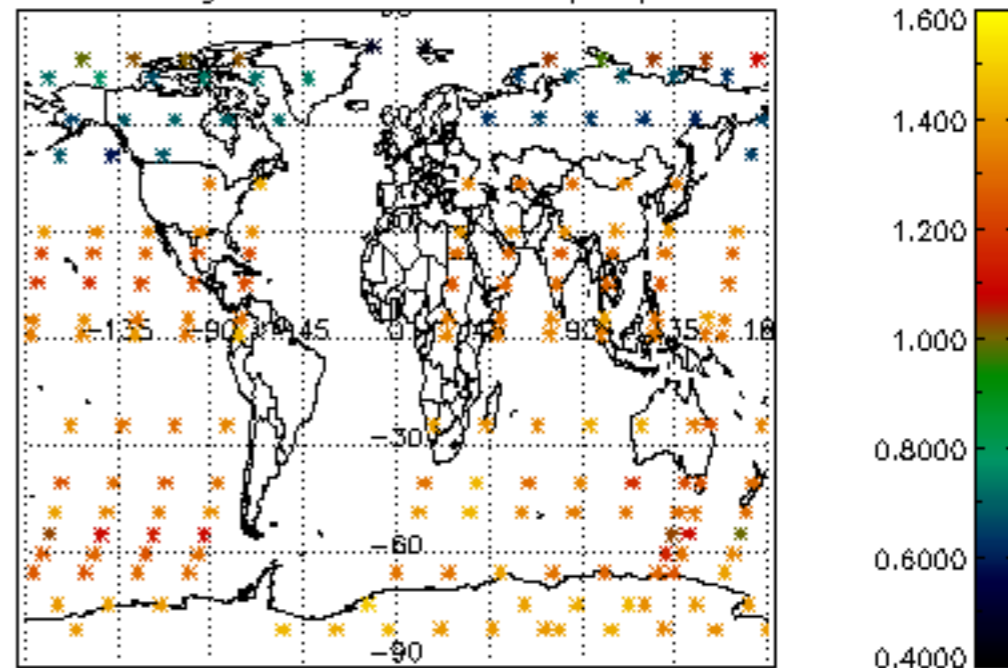
Percentage of saturation errors per profile



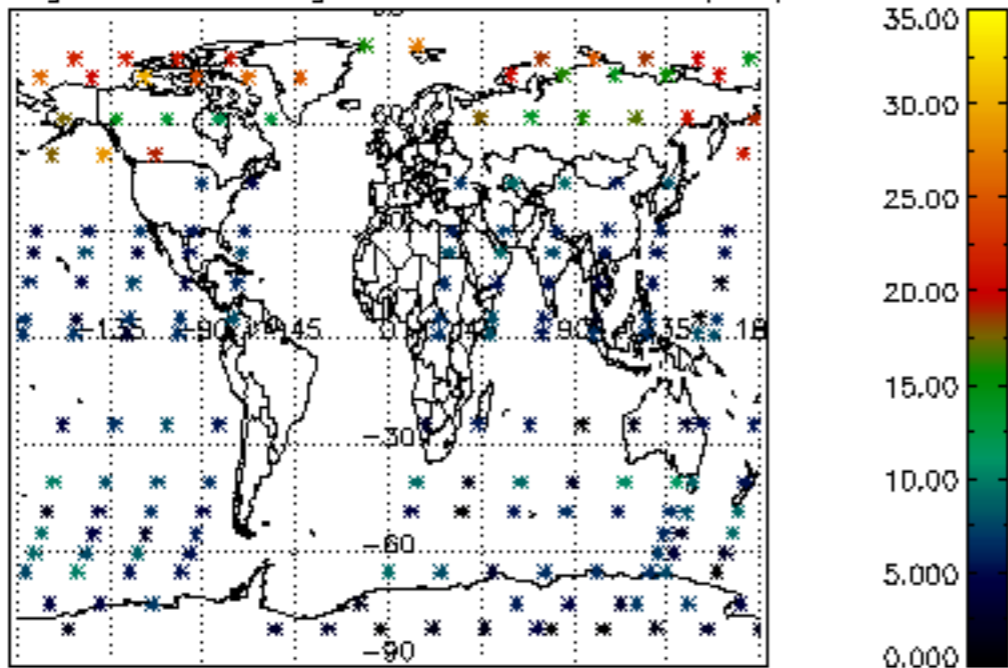
Percentage of cosmic ray hits per profile



Percentage of datation errors per profile



Percentage of star falling outside central band per profile



Percentage of saturation errors per profile

