

GOMOS Level 2 Daily Report

SUMMARY

[1. General Info](#)

[2. Summary of processed GOM_NL_2P products](#)

[3. Level 2 Quality information per product](#)

[3.1 Plot of level 2 quality information per product \(time dependant\)](#)

[3.2 Plot of level 2 quality information per product \(world map\)](#)

[4. Level 1 Quality information per product \(stored on level 2 products\)](#)

[4.1 Plot of level 1 quality information per product \(time dependant\)](#)

[4.1.1 Plot of level 1 quality information per product \(time dependant\): ASCENDING](#)

[4.1.2 Plot of level 1 quality information per product \(time dependant\): DESCENDING](#)

[4.2 Plot of level 1 quality information per product \(world map\)](#)

[4.2.1 Plot of level 1 quality information per product \(world map\): ASCENDING](#)

[4.2.2 Plot of level 1 quality information per product \(world map\): DESCENDING](#)

[5. Ozone profiles based on quality statistics and other trace gas profiles](#)

[5.1 Ozone statistics based on quality of products](#)

[5.2 Plot ozone profiles for all STD \(dark without errors\)](#)

[5.3 Plot ozone profiles where STD < 20% \(dark without errors\)](#)

[5.4. Plot ozone profiles where STD < 10% \(dark without errors\)](#)

[5.5. Plot ozone profiles where STD < 5% \(dark without errors\)](#)

[5.6 Plot NO2 profiles for all STD \(dark without errors\)](#)

[5.7 Plot NO3 profiles for all STD \(dark without errors\)](#)

[5.8 Plot H2O profiles \(only for occultations of stars 1,2,3,4,13,14,16,26,63 dark without errors\) for all STD](#)

[6. Auxiliary Data Files used for the production reported in section 2](#)

This report presents the daily analysis on parameters extracted from GOMOS level 2 data (GOM_NL__2P). It is intended to monitor some important parameters that will impact the quality of these products. A list of level 2 products (and content) that have arrived during the reporting day to the PCF is also given.

Item	Value
Time of report generation	17APR2013 20:25:33
Data source version	GOMOS/6.01
Start time of products	24-11-2002 (24NOV2002 00:00:00)
Stop time of products	25-11-2002 (25NOV2002 00:00:00)
Store outputs in DB	Yes
Nb of level 2 prods	230
Nb of prods with errors	0

2. Summary of processed GOM_NL__2P products.

Nr	Filename	UTC Start time	Limb	Duration	Star Id	Star Name	Star Mag	Star Temp	Nb Meas	Orbit	Prod. error
1	GOM_NL__2PRFIN20021124_000045_000000812011_00274_03835_9953.N1	24-NOV-2002 00:00:45	Dark	80.500	23	21Eps CMa	1.5020	26000.	161	3835	No
2	GOM_NL__2PRFIN20021124_000327_000000382011_00274_03835_9954.N1	24-NOV-2002 00:03:27	Straylight	38.000	157	The1Eri	2.9060	9300.0	76	3835	No
3	GOM_NL__2PRFIN20021124_000746_000000822011_00274_03835_9955.N1	24-NOV-2002 00:07:46	Straylight	81.500	47	2Bet CMa	1.9760	28000.	163	3835	No
4	GOM_NL__2PRFIN20021124_012351_000000422011_00275_03836_9947.N1	24-NOV-2002 01:23:51	Dark	41.500	12	Alp1Cru	0.77500	30000.	83	3836	No
5	GOM_NL__2PRFIN20021124_012617_000000382011_00275_03836_9948.N1	24-NOV-2002 01:26:17	Dark	38.000	124	The Car	2.7640	30000.	76	3836	No
6	GOM_NL__2PRFIN20021124_013038_000000472011_00275_03836_9949.N1	24-NOV-2002 01:30:38	Dark	47.000	41	Eps Car	1.8600	4100.0	94	3836	No
7	GOM_NL__2PRFIN20021124_013209_000000502011_00275_03836_9950.N1	24-NOV-2002 01:32:09	Dark	49.500	34	Gam2Vel	1.7930	23000.	99	3836	No
8	GOM_NL__2PRFIN20021124_013607_000000522011_00275_03836_9951.N1	24-NOV-2002 01:36:07	Dark	52.000	2	Alp Car	-0.73600	7000.0	104	3836	No
9	GOM_NL__2PRFIN20021124_013807_000001142011_00275_03836_9952.N1	24-NOV-2002 01:38:07	Dark	113.50	132	15Rho Pup	2.8030	6900.0	227	3836	No
10	GOM_NL__2PRFIN20021124_014122_000000792011_00275_03836_9953.N1	24-NOV-2002 01:41:22	Dark	79.000	23	21Eps CMa	1.5020	26000.	158	3836	No
11	GOM_NL__2PRFIN20021124_014403_000000402011_00275_03836_9954.N1	24-NOV-2002 01:44:03	Straylight	39.500	157	The1Eri	2.9060	9300.0	79	3836	No
12	GOM_NL__2PRFIN20021124_014822_000000832011_00275_03836_9955.N1	24-NOV-2002 01:48:22	Straylight	83.000	47	2Bet CMa	1.9760	28000.	166	3836	No
13	GOM_NL__2PRFIN20021124_030428_000000442011_00276_03837_9947.N1	24-NOV-2002 03:04:28	Dark	44.000	12	Alp1Cru	0.77500	30000.	88	3837	No
14	GOM_NL__2PRFIN20021124_030653_000000392011_00276_03837_9948.N1	24-NOV-2002 03:06:53	Dark	38.500	124	The Car	2.7640	30000.	77	3837	No
15	GOM_NL__2PRFIN20021124_031115_000000482011_00276_03837_9949.N1	24-NOV-2002 03:11:15	Dark	47.500	41	Eps Car	1.8600	4100.0	95	3837	No
16	GOM_NL__2PRFIN20021124_031245_000000532011_00276_03837_9950.N1	24-NOV-2002 03:12:45	Dark	52.500	34	Gam2Vel	1.7930	23000.	105	3837	No
17	GOM_NL__2PRFIN20021124_031643_000000582011_00276_03837_9951.N1	24-NOV-2002 03:16:43	Dark	58.000	2	Alp Car	-0.73600	7000.0	116	3837	No
18	GOM_NL__2PRFIN20021124_031845_000001052011_00276_03837_9952.N1	24-NOV-2002 03:18:45	Dark	104.50	132	15Rho Pup	2.8030	6900.0	209	3837	No
19	GOM_NL__2PRFIN20021124_032159_000000802011_00276_03837_9953.N1	24-NOV-2002 03:21:59	Dark	79.500	23	21Eps CMa	1.5020	26000.	159	3837	No
20	GOM_NL__2PRFIN20021124_032439_000000402011_00276_03837_9954.N1	24-NOV-2002 03:24:39	Straylight	39.500	157	The1Eri	2.9060	9300.0	79	3837	No
21	GOM_NL__2PRFIN20021124_032858_000000842011_00276_03837_9955.N1	24-NOV-2002 03:28:58	Straylight	84.000	47	2Bet CMa	1.9760	28000.	168	3837	No
22	GOM_NL__2PRFIN20021124_044503_000000442011_00277_03838_9947.N1	24-NOV-2002 04:45:03	Dark	44.000	12	Alp1Cru	0.77500	30000.	88	3838	No
23	GOM_NL__2PRFIN20021124_044729_000000392011_00277_03838_9948.N1	24-NOV-2002 04:47:29	Dark	38.500	124	The Car	2.7640	30000.	77	3838	No
24	GOM_NL__2PRFIN20021124_045151_000000542011_00277_03838_9949.N1	24-NOV-2002 04:51:51	Dark	53.500	41	Eps Car	1.8600	4100.0	107	3838	No
25	GOM_NL__2PRFIN20021124_045322_000000502011_00277_03838_9950.N1	24-NOV-2002 04:53:22	Dark	49.500	34	Gam2Vel	1.7930	23000.	99	3838	No
26	GOM_NL__2PRFIN20021124_045720_000000592011_00277_03838_9951.N1	24-NOV-2002 04:57:20	Dark	59.000	2	Alp Car	-0.73600	7000.0	118	3838	No
27	GOM_NL__2PRFIN20021124_045923_000001122011_00277_03838_9952.N1	24-NOV-2002 04:59:23	Dark	111.50	132	15Rho Pup	2.8030	6900.0	223	3838	No
28	GOM_NL__2PRFIN20021124_050236_000000742011_00277_03838_9953.N1	24-NOV-2002 05:02:36	Dark	73.500	23	21Eps CMa	1.5020	26000.	147	3838	No
29	GOM_NL__2PRFIN20021124_050516_000000382011_00277_03838_9954.N1	24-NOV-2002 05:05:16	Straylight	38.000	157	The1Eri	2.9060	9300.0	76	3838	No
30	GOM_NL__2PRFIN20021124_050935_000000842011_00277_03838_9955.N1	24-NOV-2002 05:09:35	Straylight	84.000	47	2Bet CMa	1.9760	28000.	168	3838	No
31	GOM_NL__2PRFIN20021124_051217_000000532011_00277_03838_9956.N1	24-NOV-2002 05:12:17	Straylight	52.500	165	34Gam Eri	2.9500	3200.0	105	3838	No
32	GOM_NL__2PRFIN20021124_051359_000000772011_00277_03838_9957.N1	24-NOV-2002 05:13:59	Straylight	76.500	56	53Kap Ori	2.0650	30000.	153	3838	No
33	GOM_NL__2PRFIN20021124_062540_000000402011_00278_03839_9947.N1	24-NOV-2002 06:25:40	Dark	39.500	12	Alp1Cru	0.77500	30000.	79	3839	No
34	GOM_NL__2PRFIN20021124_062806_000000392011_00278_03839_9948.N1	24-NOV-2002 06:28:06	Dark	39.000	124	The Car	2.7640	30000.	78	3839	No
35	GOM_NL__2PRFIN20021124_063227_000000452011_00278_03839_9949.N1	24-NOV-2002 06:32:27	Dark	44.500	41	Eps Car	1.8600	4100.0	89	3839	No
36	GOM_NL__2PRFIN20021124_063359_000000572011_00278_03839_9950.N1	24-NOV-2002 06:33:59	Dark	56.500	34	Gam2Vel	1.7930	23000.	113	3839	No
37	GOM_NL__2PRFIN20021124_063756_000000592011_00278_03839_9951.N1	24-NOV-2002 06:37:56	Dark	59.000	2	Alp Car	-0.73600	7000.0	118	3839	No
38	GOM_NL__2PRFIN20021124_064001_000001062011_00278_03839_9952.N1	24-NOV-2002 06:40:01	Dark	105.50	132	15Rho Pup	2.8030	6900.0	211	3839	No
39	GOM_NL__2PRFIN20021124_064313_000000792011_00278_03839_9953.N1	24-NOV-2002 06:43:13	Dark	78.500	23	21Eps CMa	1.5020	26000.	157	3839	No
40	GOM_NL__2PRFIN20021124_064552_000000402011_00278_03839_9954.N1	24-NOV-2002 06:45:52	Straylight	40.000	157	The1Eri	2.9060	9300.0	80	3839	No
41	GOM_NL__2PRFIN20021124_065011_000000872011_00278_03839_9955.N1	24-NOV-2002 06:50:11	Straylight	86.500	47	2Bet CMa	1.9760	28000.	173	3839	No
42	GOM_NL__2PRFIN20021124_065254_000000542011_00278_03839_9956.N1	24-NOV-2002 06:52:54	Straylight	53.500	165	34Gam Eri	2.9500	3200.0	107	3839	No

43	GOM_NL__2PRFIN20021124_065435_000000792011_00278_03839_9957.N1	24-NOV-2002 06:54:35	Straylight	78.500	56	53Kap Ori	2.0650	30000.	157	3839	No
44	GOM_NL__2PRFIN20021124_065820_000000832011_00278_03839_9958.N1	24-NOV-2002 06:58:20	Twilight_stray	83.000	33	50Zet Ori	1.7660	30000.	166	3839	No
45	GOM_NL__2PRFIN20021124_080616_000000442011_00279_03840_9947.N1	24-NOV-2002 08:06:16	Dark	44.000	12	Alp1Cru	0.77500	30000.	88	3840	No
46	GOM_NL__2PRFIN20021124_080842_000000392011_00279_03840_9948.N1	24-NOV-2002 08:08:42	Dark	38.500	124	The Car	2.7640	30000.	77	3840	No
47	GOM_NL__2PRFIN20021124_081304_000000482011_00279_03840_9949.N1	24-NOV-2002 08:13:04	Dark	48.000	41	Eps Car	1.8600	4100.0	96	3840	No
48	GOM_NL__2PRFIN20021124_081436_000000502011_00279_03840_9950.N1	24-NOV-2002 08:14:36	Dark	49.500	34	Gam2Vel	1.7930	23000.	99	3840	No
49	GOM_NL__2PRFIN20021124_081833_000000592011_00279_03840_9951.N1	24-NOV-2002 08:18:33	Dark	59.000	2	Alp Car	-0.73600	7000.0	118	3840	No
50	GOM_NL__2PRFIN20021124_082038_000001092011_00279_03840_9952.N1	24-NOV-2002 08:20:38	Dark	108.50	132	15Rho Pup	2.8030	6900.0	217	3840	No
51	GOM_NL__2PRFIN20021124_082349_000000712011_00279_03840_9953.N1	24-NOV-2002 08:23:49	Dark	71.000	23	21Eps CMa	1.5020	26000.	142	3840	No
52	GOM_NL__2PRFIN20021124_082627_000000402011_00279_03840_9954.N1	24-NOV-2002 08:26:27	Straylight	40.000	157	The1Eri	2.9060	9300.0	80	3840	No
53	GOM_NL__2PRFIN20021124_083119_000001292011_00279_03840_9955.N1	24-NOV-2002 08:31:19	Straylight	128.50	1	9Alp CMa	-1.4400	11000.	257	3840	No
54	GOM_NL__2PRFIN20021124_083525_000000782011_00279_03840_9956.N1	24-NOV-2002 08:35:25	Straylight	77.500	7	19Bet Ori	0.10000	14000.	155	3840	No
55	GOM_NL__2PRFIN20021124_083906_000000772011_00279_03840_9957.N1	24-NOV-2002 08:39:06	Twilight_stray	77.000	30	46Eps Ori	1.6940	30000.	154	3840	No
56	GOM_NL__2PRFIN20021124_094652_000000452011_00280_03841_9947.N1	24-NOV-2002 09:46:52	Dark	44.500	12	Alp1Cru	0.77500	30000.	89	3841	No
57	GOM_NL__2PRFIN20021124_094918_000000392011_00280_03841_9948.N1	24-NOV-2002 09:49:18	Dark	38.500	124	The Car	2.7640	30000.	77	3841	No
58	GOM_NL__2PRFIN20021124_095341_000000462011_00280_03841_9949.N1	24-NOV-2002 09:53:41	Dark	46.000	41	Eps Car	1.8600	4100.0	92	3841	No
59	GOM_NL__2PRFIN20021124_095513_000000502011_00280_03841_9950.N1	24-NOV-2002 09:55:13	Dark	49.500	34	Gam2Vel	1.7930	23000.	99	3841	No
60	GOM_NL__2PRFIN20021124_095909_000000502011_00280_03841_9951.N1	24-NOV-2002 09:59:09	Dark	49.500	2	Alp Car	-0.73600	7000.0	99	3841	No
61	GOM_NL__2PRFIN20021124_100116_000001022011_00280_03841_9952.N1	24-NOV-2002 10:01:16	Dark	101.50	132	15Rho Pup	2.8030	6900.0	203	3841	No
62	GOM_NL__2PRFIN20021124_100426_000000752011_00280_03841_9953.N1	24-NOV-2002 10:04:26	Dark	75.000	23	21Eps CMa	1.5020	26000.	150	3841	No
63	GOM_NL__2PRFIN20021124_100704_000000392011_00280_03841_9954.N1	24-NOV-2002 10:07:04	Straylight	39.000	157	The1Eri	2.9060	9300.0	78	3841	No
64	GOM_NL__2PRFIN20021124_101155_000001342011_00280_03841_9955.N1	24-NOV-2002 10:11:55	Straylight	134.00	1	9Alp CMa	-1.4400	11000.	268	3841	No
65	GOM_NL__2PRFIN20021124_101601_000000722011_00280_03841_9956.N1	24-NOV-2002 10:16:01	Straylight	72.000	7	19Bet Ori	0.10000	14000.	144	3841	No
66	GOM_NL__2PRFIN20021124_112728_000000392011_00281_03842_9947.N1	24-NOV-2002 11:27:28	Dark	38.500	12	Alp1Cru	0.77500	30000.	77	3842	No
67	GOM_NL__2PRFIN20021124_112955_000000392011_00281_03842_9948.N1	24-NOV-2002 11:29:55	Dark	39.000	124	The Car	2.7640	30000.	78	3842	No
68	GOM_NL__2PRFIN20021124_113417_000000432011_00281_03842_9949.N1	24-NOV-2002 11:34:17	Dark	42.500	41	Eps Car	1.8600	4100.0	85	3842	No
69	GOM_NL__2PRFIN20021124_113550_000000512011_00281_03842_9950.N1	24-NOV-2002 11:35:50	Dark	50.500	34	Gam2Vel	1.7930	23000.	101	3842	No
70	GOM_NL__2PRFIN20021124_113946_000000592011_00281_03842_9951.N1	24-NOV-2002 11:39:46	Dark	59.000	2	Alp Car	-0.73600	7000.0	118	3842	No
71	GOM_NL__2PRFIN20021124_114154_000001062011_00281_03842_9952.N1	24-NOV-2002 11:41:54	Dark	106.00	132	15Rho Pup	2.8030	6900.0	212	3842	No
72	GOM_NL__2PRFIN20021124_114503_000000752011_00281_03842_9953.N1	24-NOV-2002 11:45:03	Dark	75.000	23	21Eps CMa	1.5020	26000.	150	3842	No
73	GOM_NL__2PRFIN20021124_114740_000000382011_00281_03842_9954.N1	24-NOV-2002 11:47:40	Straylight	38.000	157	The1Eri	2.9060	9300.0	76	3842	No
74	GOM_NL__2PRFIN20021124_115232_000001192011_00281_03842_9955.N1	24-NOV-2002 11:52:32	Straylight	119.00	1	9Alp CMa	-1.4400	11000.	238	3842	No
75	GOM_NL__2PRFIN20021124_115637_000000782011_00281_03842_9956.N1	24-NOV-2002 11:56:37	Straylight	78.000	7	19Bet Ori	0.10000	14000.	156	3842	No
76	GOM_NL__2PRFIN20021124_130805_000000462011_00282_03843_9947.N1	24-NOV-2002 13:08:05	Dark	45.500	12	Alp1Cru	0.77500	30000.	91	3843	No
77	GOM_NL__2PRFIN20021124_131032_000000392011_00282_03843_9948.N1	24-NOV-2002 13:10:32	Dark	39.000	124	The Car	2.7640	30000.	78	3843	No
78	GOM_NL__2PRFIN20021124_131454_000000472011_00282_03843_9949.N1	24-NOV-2002 13:14:54	Dark	46.500	41	Eps Car	1.8600	4100.0	93	3843	No
79	GOM_NL__2PRFIN20021124_131627_000000502011_00282_03843_9950.N1	24-NOV-2002 13:16:27	Dark	49.500	34	Gam2Vel	1.7930	23000.	99	3843	No
80	GOM_NL__2PRFIN20021124_132023_000000462011_00282_03843_9951.N1	24-NOV-2002 13:20:23	Dark	46.000	2	Alp Car	-0.73600	7000.0	92	3843	No
81	GOM_NL__2PRFIN20021124_132232_000001052011_00282_03843_9952.N1	24-NOV-2002 13:22:32	Dark	104.50	132	15Rho Pup	2.8030	6900.0	209	3843	No
82	GOM_NL__2PRFIN20021124_132540_000000732011_00282_03843_9953.N1	24-NOV-2002 13:25:40	Dark	72.500	23	21Eps CMa	1.5020	26000.	145	3843	No
83	GOM_NL__2PRFIN20021124_132816_000000392011_00282_03843_9954.N1	24-NOV-2002 13:28:16	Straylight	38.500	157	The1Eri	2.9060	9300.0	77	3843	No
84	GOM_NL__2PRFIN20021124_133308_000001142011_00282_03843_9955.N1	24-NOV-2002 13:33:08	Straylight	113.50	1	9Alp CMa	-1.4400	11000.	227	3843	No
85	GOM_NL__2PRFIN20021124_133713_000000772011_00282_03843_9956.N1	24-NOV-2002 13:37:13	Straylight	77.000	7	19Bet Ori	0.10000	14000.	154	3843	No
86	GOM_NL__2PRFIN20021124_144841_000000412011_00283_03844_9967.N1	24-NOV-2002 14:48:41	Dark	40.500	12	Alp1Cru	0.77500	30000.	81	3844	No
87	GOM_NL__2PRFIN20021124_145107_000000392011_00283_03844_9968.N1	24-NOV-2002 14:51:07	Dark	39.000	124	The Car	2.7640	30000.	78	3844	No
88	GOM_NL__2PRFIN20021124_145530_000000462011_00283_03844_9969.N1	24-NOV-2002 14:55:30	Dark	45.500	41	Eps Car	1.8600	4100.0	91	3844	No
89	GOM_NL__2PRFIN20021124_145702_000000522011_00283_03844_9970.N1	24-NOV-2002 14:57:02	Dark	52.000	34	Gam2Vel	1.7930	23000.	104	3844	No
90	GOM_NL__2PRFIN20021124_150059_000000592011_00283_03844_9971.N1	24-NOV-2002 15:00:59	Dark	58.500	2	Alp Car	-0.73600	7000.0	117	3844	No
91	GOM_NL__2PRFIN20021124_150309_000001132011_00283_03844_9972.N1	24-NOV-2002 15:03:09	Dark	112.50	132	15Rho Pup	2.8030	6900.0	225	3844	No
92	GOM_NL__2PRFIN20021124_150616_000000782011_00283_03844_9973.N1	24-NOV-2002 15:06:16	Dark	78.000	23	21Eps CMa	1.5020	26000.	156	3844	No
93	GOM_NL__2PRFIN20021124_150852_000000402011_00283_03844_9974.N1	24-NOV-2002 15:08:52	Straylight	39.500	157	The1Eri	2.9060	9300.0	79	3844	No
94	GOM_NL__2PRFIN20021124_162917_000000402011_00284_03845_9512.N1	24-NOV-2002 16:29:17	Dark	40.000	12	Alp1Cru	0.77500	30000.	80	3845	No
95	GOM_NL__2PRFIN20021124_163143_000000392011_00284_03845_9513.N1	24-NOV-2002 16:31:43	Dark	38.500	124	The Car	2.7640	30000.	77	3845	No
96	GOM_NL__2PRFIN20021124_163606_000000512011_00284_03845_9514.N1	24-NOV-2002 16:36:06	Dark	50.500	41	Eps Car	1.8600	4100.0	101	3845	No
97	GOM_NL__2PRFIN20021124_163737_000000592011_00284_03845_9515.N1	24-NOV-2002 16:37:37	Dark	58.500	34	Gam2Vel	1.7930	23000.	117	3845	No
98	GOM_NL__2PRFIN20021124_164134_000000572011_00284_03845_9516.N1	24-NOV-2002 16:41:34	Dark	57.000	2	Alp Car	-0.73600	7000.0	114	3845	No
99	GOM_NL__2PRFIN20021124_164511_000000812011_00284_03845_9517.N1	24-NOV-2002 16:45:11	Dark	81.000	88	31Eta CMa	2.4480	20000.	162	3845	No
100	GOM_NL__2PRFIN20021124_164731_000000902011_00284_03845_9518.N1	24-NOV-2002 16:47:31	Dark	89.500	37	25Del CMa	1.8300	5900.0	179	3845	No
101	GOM_NL__2PRFIN20021124_165420_000001252011_00284_03845_9519.N1	24-NOV-2002 16:54:20	Straylight	124.50	1	9Alp CMa	-1.4400	11000.	249	3845	No

102	GOM_NL__2PRFIN20021124_165824_000000782011_00284_03845_9520.N1	24-NOV-2002 16:58:24	Straylight	78.000	7	19Bet Ori	0.10000	14000.	156	3845	No
103	GOM_NL__2PRFIN20021124_170202_000000752011_00284_03845_9521.N1	24-NOV-2002 17:02:02	Tw_i_and_stray	74.500	30	46Eps Ori	1.6940	30000.	149	3845	No
104	GOM_NL__2PRFIN20021124_170701_000000382011_00284_03845_9522.N1	24-NOV-2002 17:07:01	Bright	37.500	105	6Bet Ari	2.6450	8900.0	75	3845	No
105	GOM_NL__2PRFIN20021124_171046_000000382011_00284_03845_9523.N1	24-NOV-2002 17:10:46	Bright	38.000	173	4Bet Tri	3.0040	8900.0	76	3845	No
106	GOM_NL__2PRFIN20021124_171234_000000392011_00284_03845_9524.N1	24-NOV-2002 17:12:34	Bright	38.500	79	26Bet Per	2.3100	13100.	77	3845	No
107	GOM_NL__2PRFIN20021124_171501_000000392011_00284_03845_9525.N1	24-NOV-2002 17:15:01	Bright	38.500	175	39Del Per	3.0100	19400.	77	3845	No
108	GOM_NL__2PRFIN20021124_171739_000000392011_00284_03845_9526.N1	24-NOV-2002 17:17:39	Bright	39.000	68	18Alp Cas	2.2250	4500.0	78	3845	No
109	GOM_NL__2PRFIN20021124_171853_000000372011_00284_03845_9527.N1	24-NOV-2002 17:18:53	Bright	37.000	74	11Bet Cas	2.2680	6600.0	74	3845	No
110	GOM_NL__2PRFIN20021124_172601_000000372011_00284_03845_9528.N1	24-NOV-2002 17:26:01	Bright	36.500	49	1Alp UMi	1.9900	6300.0	73	3845	No
111	GOM_NL__2PRFIN20021124_173036_000000382011_00284_03845_9529.N1	24-NOV-2002 17:30:36	Bright	38.000	60	7Bet UMi	2.0810	3950.0	76	3845	No
112	GOM_NL__2PRFIN20021124_173255_000000392011_00284_03845_9530.N1	24-NOV-2002 17:32:55	Bright	39.000	119	14Eta Dra	2.7270	4700.0	78	3845	No
113	GOM_NL__2PRFIN20021124_173449_000000462011_00284_03845_9531.N1	24-NOV-2002 17:34:49	Bright	46.000	82	48Bet UMa	2.3650	10600.	92	3845	No
114	GOM_NL__2PRFIN20021124_173620_000000462011_00284_03845_9532.N1	24-NOV-2002 17:36:20	Bright	45.500	87	64Gam UMa	2.4330	11000.	91	3845	No
115	GOM_NL__2PRFIN20021124_173753_000000382011_00284_03845_9533.N1	24-NOV-2002 17:37:53	Bright	38.000	39	85Eta UMa	1.8540	24000.	76	3845	No
116	GOM_NL__2PRFIN20021124_174039_000000362011_00284_03845_9534.N1	24-NOV-2002 17:40:39	Bright	35.500	180	27Gam Boo	3.0400	8000.0	71	3845	No
117	GOM_NL__2PRFIN20021124_174338_000000372011_00284_03845_9535.N1	24-NOV-2002 17:43:38	Bright	37.000	83		2.3780	11000.	74	3845	No
118	GOM_NL__2PRFIN20021124_174607_000000372011_00284_03845_9536.N1	24-NOV-2002 17:46:07	Bright	36.500	3	16Alp Boo	-0.050000	4250.0	73	3845	No
119	GOM_NL__2PRFIN20021124_174859_000000572011_00284_03845_9537.N1	24-NOV-2002 17:48:59	Bright	57.000	96	68Del Leo	2.5600	9300.0	114	3845	No
120	GOM_NL__2PRFIN20021124_175220_000001232011_00284_03845_9538.N1	24-NOV-2002 17:52:20	Tw_i_and_stray	122.50	51	41Gam1Leo	2.0100	4500.0	245	3845	No
121	GOM_NL__2PRFIN20021124_175916_000001902011_00284_03845_9539.N1	24-NOV-2002 17:59:16	Straylight	190.00	22	32Alp Leo	1.3600	15200.	380	3845	No
122	GOM_NL__2PRFIN20021124_180606_000000402011_00284_03845_9540.N1	24-NOV-2002 18:06:06	Dark	40.000	64	Gam Cen	2.2000	10600.	80	3845	No
123	GOM_NL__2PRFIN20021124_180719_000000402011_00284_03845_9541.N1	24-NOV-2002 18:07:19	Dark	39.500	99	Del Cen	2.5750	26000.	79	3845	No
124	GOM_NL__2PRFIN20021124_180843_000000432011_00284_03845_9542.N1	24-NOV-2002 18:08:43	Dark	43.000	20	Bet Cru	1.2530	30000.	86	3845	No
125	GOM_NL__2PRFIN20021124_180953_000000412011_00285_03846_9510.N1	24-NOV-2002 18:09:53	Dark	41.000	12	Alp1Cru	0.77500	30000.	82	3846	No
126	GOM_NL__2PRFIN20021124_181219_000000392011_00285_03846_9511.N1	24-NOV-2002 18:12:19	Dark	39.000	124	The Car	2.7640	30000.	78	3846	No
127	GOM_NL__2PRFIN20021124_181642_000000472011_00285_03846_9512.N1	24-NOV-2002 18:16:42	Dark	47.000	41	Eps Car	1.8600	4100.0	94	3846	No
128	GOM_NL__2PRFIN20021124_181814_000000532011_00285_03846_9513.N1	24-NOV-2002 18:18:14	Dark	53.000	34	Gam2Vel	1.7930	23000.	106	3846	No
129	GOM_NL__2PRFIN20021124_182209_000000592011_00285_03846_9514.N1	24-NOV-2002 18:22:09	Dark	59.000	2	Alp Car	-0.73600	7000.0	118	3846	No
130	GOM_NL__2PRFIN20021124_182548_000000812011_00285_03846_9515.N1	24-NOV-2002 18:25:48	Dark	80.500	88	31Eta CMa	2.4480	20000.	161	3846	No
131	GOM_NL__2PRFIN20021124_182807_000000892011_00285_03846_9516.N1	24-NOV-2002 18:28:07	Dark	88.500	37	25Del CMa	1.8300	5900.0	177	3846	No
132	GOM_NL__2PRFIN20021124_183455_000001152011_00285_03846_9517.N1	24-NOV-2002 18:34:55	Straylight	115.00	1	9Alp CMa	-1.4400	11000.	230	3846	No
133	GOM_NL__2PRFIN20021124_183859_000000772011_00285_03846_9518.N1	24-NOV-2002 18:38:59	Straylight	76.500	7	19Bet Ori	0.10000	14000.	153	3846	No
134	GOM_NL__2PRFIN20021124_184237_000000742011_00285_03846_9519.N1	24-NOV-2002 18:42:37	Tw_i_and_stray	73.500	30	46Eps Ori	1.6940	30000.	147	3846	No
135	GOM_NL__2PRFIN20021124_184737_000000382011_00285_03846_9520.N1	24-NOV-2002 18:47:37	Bright	37.500	105	6Bet Ari	2.6450	8900.0	75	3846	No
136	GOM_NL__2PRFIN20021124_185123_000000372011_00285_03846_9521.N1	24-NOV-2002 18:51:23	Bright	36.500	173	4Bet Tri	3.0040	8900.0	73	3846	No
137	GOM_NL__2PRFIN20021124_185310_000000392011_00285_03846_9522.N1	24-NOV-2002 18:53:10	Bright	39.000	79	26Bet Per	2.3100	13100.	78	3846	No
138	GOM_NL__2PRFIN20021124_185536_000000402011_00285_03846_9523.N1	24-NOV-2002 18:55:36	Bright	39.500	175	39Del Per	3.0100	19400.	79	3846	No
139	GOM_NL__2PRFIN20021124_185816_000000382011_00285_03846_9524.N1	24-NOV-2002 18:58:16	Bright	38.000	68	18Alp Cas	2.2250	4500.0	76	3846	No
140	GOM_NL__2PRFIN20021124_185930_000000392011_00285_03846_9525.N1	24-NOV-2002 18:59:30	Bright	38.500	74	11Bet Cas	2.2680	6600.0	77	3846	No
141	GOM_NL__2PRFIN20021124_190637_000000382011_00285_03846_9526.N1	24-NOV-2002 19:06:37	Bright	37.500	49	1Alp UMi	1.9900	6300.0	75	3846	No
142	GOM_NL__2PRFIN20021124_191111_000000402011_00285_03846_9527.N1	24-NOV-2002 19:11:11	Bright	40.000	60	7Bet UMi	2.0810	3950.0	80	3846	No
143	GOM_NL__2PRFIN20021124_191332_000000352011_00285_03846_9528.N1	24-NOV-2002 19:13:32	Bright	35.000	119	14Eta Dra	2.7270	4700.0	70	3846	No
144	GOM_NL__2PRFIN20021124_191524_000000472011_00285_03846_9529.N1	24-NOV-2002 19:15:24	Bright	46.500	82	48Bet UMa	2.3650	10600.	93	3846	No
145	GOM_NL__2PRFIN20021124_191657_000000442011_00285_03846_9530.N1	24-NOV-2002 19:16:57	Bright	43.500	87	64Gam UMa	2.4330	11000.	87	3846	No
146	GOM_NL__2PRFIN20021124_191826_000000432011_00285_03846_9531.N1	24-NOV-2002 19:18:26	Bright	42.500	39	85Eta UMa	1.8540	24000.	85	3846	No
147	GOM_NL__2PRFIN20021124_192115_000000362011_00285_03846_9532.N1	24-NOV-2002 19:21:15	Bright	35.500	180	27Gam Boo	3.0400	8000.0	71	3846	No
148	GOM_NL__2PRFIN20021124_192414_000000372011_00285_03846_9533.N1	24-NOV-2002 19:24:14	Bright	36.500	83		2.3780	11000.	73	3846	No
149	GOM_NL__2PRFIN20021124_192644_000000362011_00285_03846_9534.N1	24-NOV-2002 19:26:44	Bright	36.000	3	16Alp Boo	-0.050000	4250.0	72	3846	No
150	GOM_NL__2PRFIN20021124_192935_000000592011_00285_03846_9535.N1	24-NOV-2002 19:29:35	Bright	58.500	96	68Del Leo	2.5600	9300.0	117	3846	No
151	GOM_NL__2PRFIN20021124_193257_000001192011_00285_03846_9536.N1	24-NOV-2002 19:32:57	Tw_i_and_stray	118.50	51	41Gam1Leo	2.0100	4500.0	237	3846	No
152	GOM_NL__2PRFIN20021124_193955_000001802011_00285_03846_9537.N1	24-NOV-2002 19:39:55	Straylight	179.50	22	32Alp Leo	1.3600	15200.	359	3846	No
153	GOM_NL__2PRFIN20021124_194643_000000412011_00285_03846_9538.N1	24-NOV-2002 19:46:43	Dark	41.000	64	Gam Cen	2.2000	10600.	82	3846	No
154	GOM_NL__2PRFIN20021124_194756_000000422011_00285_03846_9539.N1	24-NOV-2002 19:47:56	Dark	41.500	99	Del Cen	2.5750	26000.	83	3846	No
155	GOM_NL__2PRFIN20021124_194919_000000412011_00285_03846_9540.N1	24-NOV-2002 19:49:19	Dark	41.000	20	Bet Cru	1.2530	30000.	82	3846	No
156	GOM_NL__2PRFIN20021124_195029_000000442011_00286_03847_9511.N1	24-NOV-2002 19:50:29	Dark	43.500	12	Alp1Cru	0.77500	30000.	87	3847	No
157	GOM_NL__2PRFIN20021124_195256_000000392011_00286_03847_9512.N1	24-NOV-2002 19:52:56	Dark	39.000	124	The Car	2.7640	30000.	78	3847	No
158	GOM_NL__2PRFIN20021124_195720_000000472011_00286_03847_9513.N1	24-NOV-2002 19:57:20	Dark	46.500	41	Eps Car	1.8600	4100.0	93	3847	No
159	GOM_NL__2PRFIN20021124_195851_000000532011_00286_03847_9514.N1	24-NOV-2002 19:58:51	Dark	52.500	34	Gam2Vel	1.7930	23000.	105	3847	No
160	GOM_NL__2PRFIN20021124_200248_000000592011_00286_03847_9515.N1	24-NOV-2002 20:02:48	Dark	59.000	2	Alp Car	-0.73600	7000.0	118	3847	No

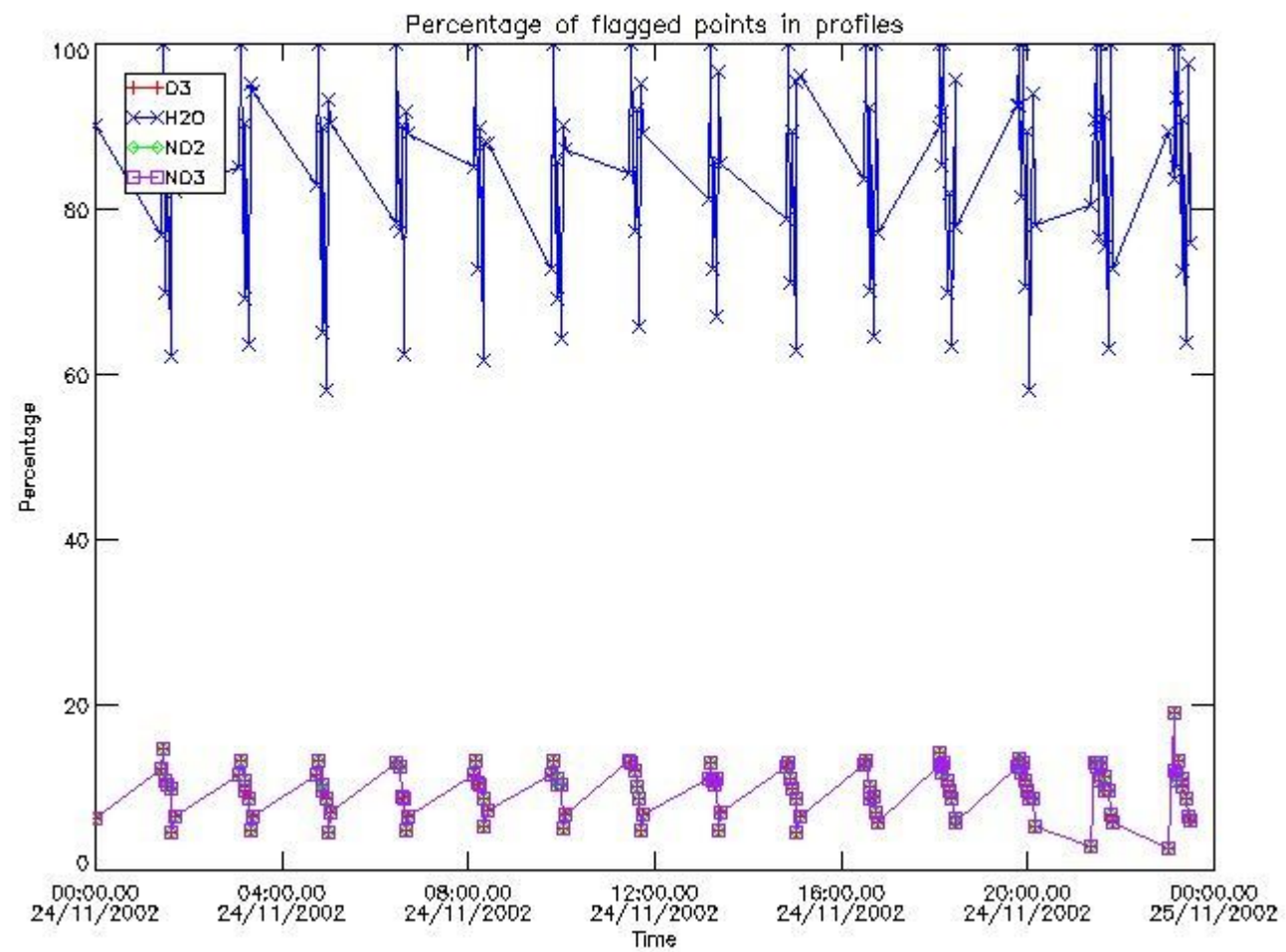
161	GOM_NL__2PRFIN20021124_200625_000000762011_00286_03847_9516.N1	24-NOV-2002 20:06:25	Dark	76.000	88	31Eta CMa	2.4480	20000.	152	3847	No
162	GOM_NL__2PRFIN20021124_200845_000000982011_00286_03847_9517.N1	24-NOV-2002 20:08:45	Dark	98.000	37	25Del CMa	1.8300	5900.0	196	3847	No
163	GOM_NL__2PRFIN20021124_201531_000001392011_00286_03847_9518.N1	24-NOV-2002 20:15:31	Straylight	139.00	1	9Alp CMa	-1.4400	11000.	278	3847	No
164	GOM_NL__2PRFIN20021124_201935_000000702011_00286_03847_9519.N1	24-NOV-2002 20:19:35	Straylight	70.000	7	19Bet Ori	0.10000	14000.	140	3847	No
165	GOM_NL__2PRFIN20021124_202312_000000722011_00286_03847_9520.N1	24-NOV-2002 20:23:12	Tw_i_and_stray	71.500	30	46Eps Ori	1.6940	30000.	143	3847	No
166	GOM_NL__2PRFIN20021124_202813_000000382011_00286_03847_9521.N1	24-NOV-2002 20:28:13	Bright	38.000	105	6Bet Ari	2.6450	8900.0	76	3847	No
167	GOM_NL__2PRFIN20021124_203159_000000362011_00286_03847_9522.N1	24-NOV-2002 20:31:59	Bright	36.000	173	4Bet Tri	3.0040	8900.0	72	3847	No
168	GOM_NL__2PRFIN20021124_203345_000000392011_00286_03847_9523.N1	24-NOV-2002 20:33:45	Bright	38.500	79	26Bet Per	2.3100	13100.	77	3847	No
169	GOM_NL__2PRFIN20021124_203610_000000432011_00286_03847_9524.N1	24-NOV-2002 20:36:10	Bright	42.500	175	39Del Per	3.0100	19400.	85	3847	No
170	GOM_NL__2PRFIN20021124_203852_000000362011_00286_03847_9525.N1	24-NOV-2002 20:38:52	Bright	35.500	68	18Alp Cas	2.2250	4500.0	71	3847	No
171	GOM_NL__2PRFIN20021124_204006_000000362011_00286_03847_9526.N1	24-NOV-2002 20:40:06	Bright	36.000	74	11Bet Cas	2.2680	6600.0	72	3847	No
172	GOM_NL__2PRFIN20021124_204713_000000372011_00286_03847_9527.N1	24-NOV-2002 20:47:13	Bright	36.500	49	1Alp UMi	1.9900	6300.0	73	3847	No
173	GOM_NL__2PRFIN20021124_205147_000000352011_00286_03847_9528.N1	24-NOV-2002 20:51:47	Bright	34.500	60	7Bet UMi	2.0810	3950.0	69	3847	No
174	GOM_NL__2PRFIN20021124_205407_000000392011_00286_03847_9529.N1	24-NOV-2002 20:54:07	Bright	39.000	119	14Eta Dra	2.7270	4700.0	78	3847	No
175	GOM_NL__2PRFIN20021124_205557_000000502011_00286_03847_9530.N1	24-NOV-2002 20:55:57	Bright	50.000	82	48Bet UMa	2.3650	10600.	100	3847	No
176	GOM_NL__2PRFIN20021124_205731_000000472011_00286_03847_9531.N1	24-NOV-2002 20:57:31	Bright	46.500	87	64Gam UMa	2.4330	11000.	93	3847	No
177	GOM_NL__2PRFIN20021124_205904_000000402011_00286_03847_9532.N1	24-NOV-2002 20:59:04	Bright	39.500	39	85Eta UMa	1.8540	24000.	79	3847	No
178	GOM_NL__2PRFIN20021124_210152_000000352011_00286_03847_9533.N1	24-NOV-2002 21:01:52	Bright	34.500	180	27Gam Boo	3.0400	8000.0	69	3847	No
179	GOM_NL__2PRFIN20021124_210450_000000362011_00286_03847_9534.N1	24-NOV-2002 21:04:50	Bright	36.000	83		2.3780	11000.	72	3847	No
180	GOM_NL__2PRFIN20021124_210720_000000372011_00286_03847_9535.N1	24-NOV-2002 21:07:20	Bright	36.500	3	16Alp Boo	-0.050000	4250.0	73	3847	No
181	GOM_NL__2PRFIN20021124_211012_000000602011_00286_03847_9536.N1	24-NOV-2002 21:10:12	Bright	59.500	96	68Del Leo	2.5600	9300.0	119	3847	No
182	GOM_NL__2PRFIN20021124_211335_000001172011_00286_03847_9537.N1	24-NOV-2002 21:13:35	Tw_i_and_stray	116.50	51	41Gam1Leo	2.0100	4500.0	233	3847	No
183	GOM_NL__2PRFIN20021124_212035_000001932011_00286_03847_9538.N1	24-NOV-2002 21:20:35	Dark	192.50	22	32Alp Leo	1.3600	15200.	385	3847	No
184	GOM_NL__2PRFIN20021124_212720_000000392011_00286_03847_9539.N1	24-NOV-2002 21:27:20	Dark	39.000	64	Gam Cen	2.2000	10600.	78	3847	No
185	GOM_NL__2PRFIN20021124_212833_000000412011_00286_03847_9540.N1	24-NOV-2002 21:28:33	Dark	41.000	99	Del Cen	2.5750	26000.	82	3847	No
186	GOM_NL__2PRFIN20021124_212955_000000402011_00286_03847_9541.N1	24-NOV-2002 21:29:55	Dark	39.500	20	Bet Cru	1.2530	30000.	79	3847	No
187	GOM_NL__2PRFIN20021124_213105_000000482011_00287_03848_9530.N1	24-NOV-2002 21:31:05	Dark	47.500	12	Alp1Cru	0.77500	30000.	95	3848	No
188	GOM_NL__2PRFIN20021124_213332_000000392011_00287_03848_9531.N1	24-NOV-2002 21:33:32	Dark	39.000	124	The Car	2.7640	30000.	78	3848	No
189	GOM_NL__2PRFIN20021124_213756_000000452011_00287_03848_9532.N1	24-NOV-2002 21:37:56	Dark	45.000	41	Eps Car	1.8600	4100.0	90	3848	No
190	GOM_NL__2PRFIN20021124_213929_000000532011_00287_03848_9533.N1	24-NOV-2002 21:39:29	Dark	53.000	34	Gam2Vel	1.7930	23000.	106	3848	No
191	GOM_NL__2PRFIN20021124_214322_000000542011_00287_03848_9534.N1	24-NOV-2002 21:43:22	Dark	53.500	2	Alp Car	-0.73600	7000.0	107	3848	No
192	GOM_NL__2PRFIN20021124_214701_000000752011_00287_03848_9535.N1	24-NOV-2002 21:47:01	Dark	75.000	88	31Eta CMa	2.4480	20000.	150	3848	No
193	GOM_NL__2PRFIN20021124_214922_000000902011_00287_03848_9536.N1	24-NOV-2002 21:49:22	Dark	90.000	37	25Del CMa	1.8300	5900.0	180	3848	No
194	GOM_NL__2PRFIN20021124_215607_000001242011_00287_03848_9537.N1	24-NOV-2002 21:56:07	Straylight	124.00	1	9Alp CMa	-1.4400	11000.	248	3848	No
195	GOM_NL__2PRFIN20021124_220010_000000722011_00287_03848_9538.N1	24-NOV-2002 22:00:10	Straylight	72.000	7	19Bet Ori	0.10000	14000.	144	3848	No
196	GOM_NL__2PRFIN20021124_220348_000000802011_00287_03848_9539.N1	24-NOV-2002 22:03:48	Tw_i_and_stray	79.500	30	46Eps Ori	1.6940	30000.	159	3848	No
197	GOM_NL__2PRFIN20021124_220849_000000372011_00287_03848_9540.N1	24-NOV-2002 22:08:49	Bright	37.000	105	6Bet Ari	2.6450	8900.0	74	3848	No
198	GOM_NL__2PRFIN20021124_221235_000000362011_00287_03848_9541.N1	24-NOV-2002 22:12:35	Bright	36.000	173	4Bet Tri	3.0040	8900.0	72	3848	No
199	GOM_NL__2PRFIN20021124_221422_000000392011_00287_03848_9542.N1	24-NOV-2002 22:14:22	Bright	38.500	79	26Bet Per	2.3100	13100.	77	3848	No
200	GOM_NL__2PRFIN20021124_221647_000000412011_00287_03848_9543.N1	24-NOV-2002 22:16:47	Bright	40.500	175	39Del Per	3.0100	19400.	81	3848	No
201	GOM_NL__2PRFIN20021124_221928_000000372011_00287_03848_9544.N1	24-NOV-2002 22:19:28	Bright	37.000	68	18Alp Cas	2.2250	4500.0	74	3848	No
202	GOM_NL__2PRFIN20021124_222042_000000372011_00287_03848_9545.N1	24-NOV-2002 22:20:42	Bright	37.000	74	11Bet Cas	2.2680	6600.0	74	3848	No
203	GOM_NL__2PRFIN20021124_222749_000000382011_00287_03848_9546.N1	24-NOV-2002 22:27:49	Bright	37.500	49	1Alp UMi	1.9900	6300.0	75	3848	No
204	GOM_NL__2PRFIN20021124_223223_000000402011_00287_03848_9547.N1	24-NOV-2002 22:32:23	Bright	39.500	60	7Bet UMi	2.0810	3950.0	79	3848	No
205	GOM_NL__2PRFIN20021124_223444_000000402011_00287_03848_9548.N1	24-NOV-2002 22:34:44	Bright	39.500	119	14Eta Dra	2.7270	4700.0	79	3848	No
206	GOM_NL__2PRFIN20021124_223632_000000492011_00287_03848_9549.N1	24-NOV-2002 22:36:32	Bright	48.500	82	48Bet UMa	2.3650	10600.	97	3848	No
207	GOM_NL__2PRFIN20021124_223809_000000432011_00287_03848_9550.N1	24-NOV-2002 22:38:09	Bright	43.000	87	64Gam UMa	2.4330	11000.	86	3848	No
208	GOM_NL__2PRFIN20021124_223940_000000372011_00287_03848_9551.N1	24-NOV-2002 22:39:40	Bright	36.500	39	85Eta UMa	1.8540	24000.	73	3848	No
209	GOM_NL__2PRFIN20021124_224526_000000352011_00287_03848_9552.N1	24-NOV-2002 22:45:26	Bright	35.000	83		2.3780	11000.	70	3848	No
210	GOM_NL__2PRFIN20021124_224755_000000362011_00287_03848_9553.N1	24-NOV-2002 22:47:55	Bright	36.000	3	16Alp Boo	-0.050000	4250.0	72	3848	No
211	GOM_NL__2PRFIN20021124_225048_000000592011_00287_03848_9554.N1	24-NOV-2002 22:50:48	Bright	59.000	96	68Del Leo	2.5600	9300.0	118	3848	No
212	GOM_NL__2PRFIN20021124_225412_000001272011_00287_03848_9555.N1	24-NOV-2002 22:54:12	Tw_i_and_stray	126.50	51	41Gam1Leo	2.0100	4500.0	253	3848	No
213	GOM_NL__2PRFIN20021124_230114_000001972011_00287_03848_9556.N1	24-NOV-2002 23:01:14	Dark	197.00	22	32Alp Leo	1.3600	15200.	394	3848	No
214	GOM_NL__2PRFIN20021124_230756_000000402011_00287_03848_9557.N1	24-NOV-2002 23:07:56	Dark	40.000	64	Gam Cen	2.2000	10600.	80	3848	No
215	GOM_NL__2PRFIN20021124_230909_000000432011_00287_03848_9558.N1	24-NOV-2002 23:09:09	Dark	42.500	99	Del Cen	2.5750	26000.	85	3848	No
216	GOM_NL__2PRFIN20021124_231031_000000472011_00287_03848_9559.N1	24-NOV-2002 23:10:31	Dark	47.000	20	Bet Cru	1.2530	30000.	94	3848	No
217	GOM_NL__2PRFIN20021124_231141_000000442011_00288_03849_1933.N1	24-NOV-2002 23:11:41	Dark	44.000	12	Alp1Cru	0.77500	30000.	88	3849	No
218	GOM_NL__2PRFIN20021124_231409_000000392011_00288_03849_1934.N1	24-NOV-2002 23:14:09	Dark	38.500	124	The Car	2.7640	30000.	77	3849	No
219	GOM_NL__2PRFIN20021124_231832_000000462011_00288_03849_1935.N1	24-NOV-2002 23:18:32	Dark	46.000	41	Eps Car	1.8600	4100.0	92	3849	No

220	GOM_NL__2PRFIN20021124_232007_000000502011_00288_03849_1936.N1	24-NOV-2002 23:20:07	Dark	50.000	34	Gam2Vel	1.7930	23000.	100	3849	No
221	GOM_NL__2PRFIN20021124_232401_000000592011_00288_03849_1937.N1	24-NOV-2002 23:24:01	Dark	58.500	2	Alp Car	-0.73600	7000.0	117	3849	No
222	GOM_NL__2PRFIN20021124_232739_000000802011_00288_03849_1938.N1	24-NOV-2002 23:27:39	Dark	79.500	88	31Eta CMa	2.4480	20000.	159	3849	No
223	GOM_NL__2PRFIN20021124_232959_000000922011_00288_03849_1939.N1	24-NOV-2002 23:29:59	Dark	91.500	37	25Del CMa	1.8300	5900.0	183	3849	No
224	GOM_NL__2PRFIN20021124_233644_000001342011_00288_03849_1940.N1	24-NOV-2002 23:36:44	Straylight	133.50	1	9Alp CMa	-1.4400	11000.	267	3849	No
225	GOM_NL__2PRFIN20021124_234047_000000682011_00288_03849_1941.N1	24-NOV-2002 23:40:47	Straylight	67.500	7	19Bet Ori	0.10000	14000.	135	3849	No
226	GOM_NL__2PRFIN20021124_234423_000000782011_00288_03849_1942.N1	24-NOV-2002 23:44:23	Twilight_stray	77.500	30	46Eps Ori	1.6940	30000.	155	3849	No
227	GOM_NL__2PRFIN20021124_234925_000000362011_00288_03849_1943.N1	24-NOV-2002 23:49:25	Bright	36.000	105	6Bet Ari	2.6450	8900.0	72	3849	No
228	GOM_NL__2PRFIN20021124_235311_000000362011_00288_03849_1944.N1	24-NOV-2002 23:53:11	Bright	36.000	173	4Bet Tri	3.0040	8900.0	72	3849	No
229	GOM_NL__2PRFIN20021124_235457_000000392011_00288_03849_1945.N1	24-NOV-2002 23:54:57	Bright	39.000	79	26Bet Per	2.3100	13100.	78	3849	No
230	GOM_NL__2PRFIN20021124_235722_000000402011_00288_03849_1946.N1	24-NOV-2002 23:57:22	Bright	40.000	175	39Del Per	3.0100	19400.	80	3849	No

3. Quality information per product

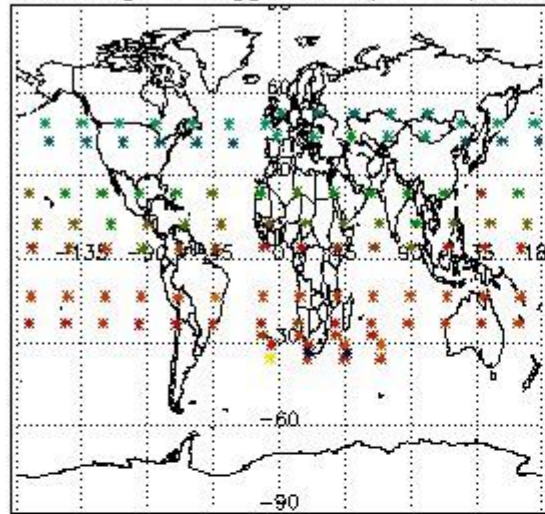
In this section it is plotted some information contained in the Quality Summary data set of the level 2 products. Only products in dark limb conditions and without errors (error flag in the MPH set to "0") are used.

3.1 Plot quality information per product (time dependant)

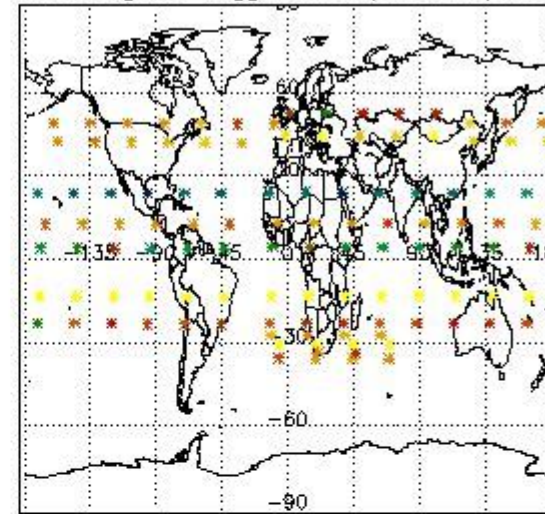


3.2 Plot quality information per product (world map)

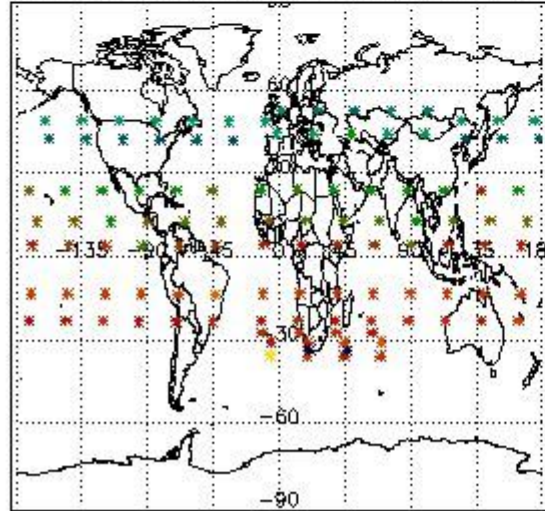
Percentage of flagged data per O3 profile



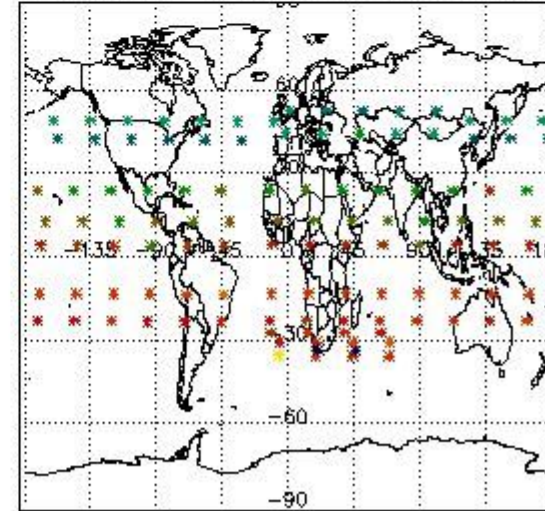
Percentage of flagged data per H2O profile



Percentage of flagged data per NO2 profile



Percentage of flagged data per NO3 profile

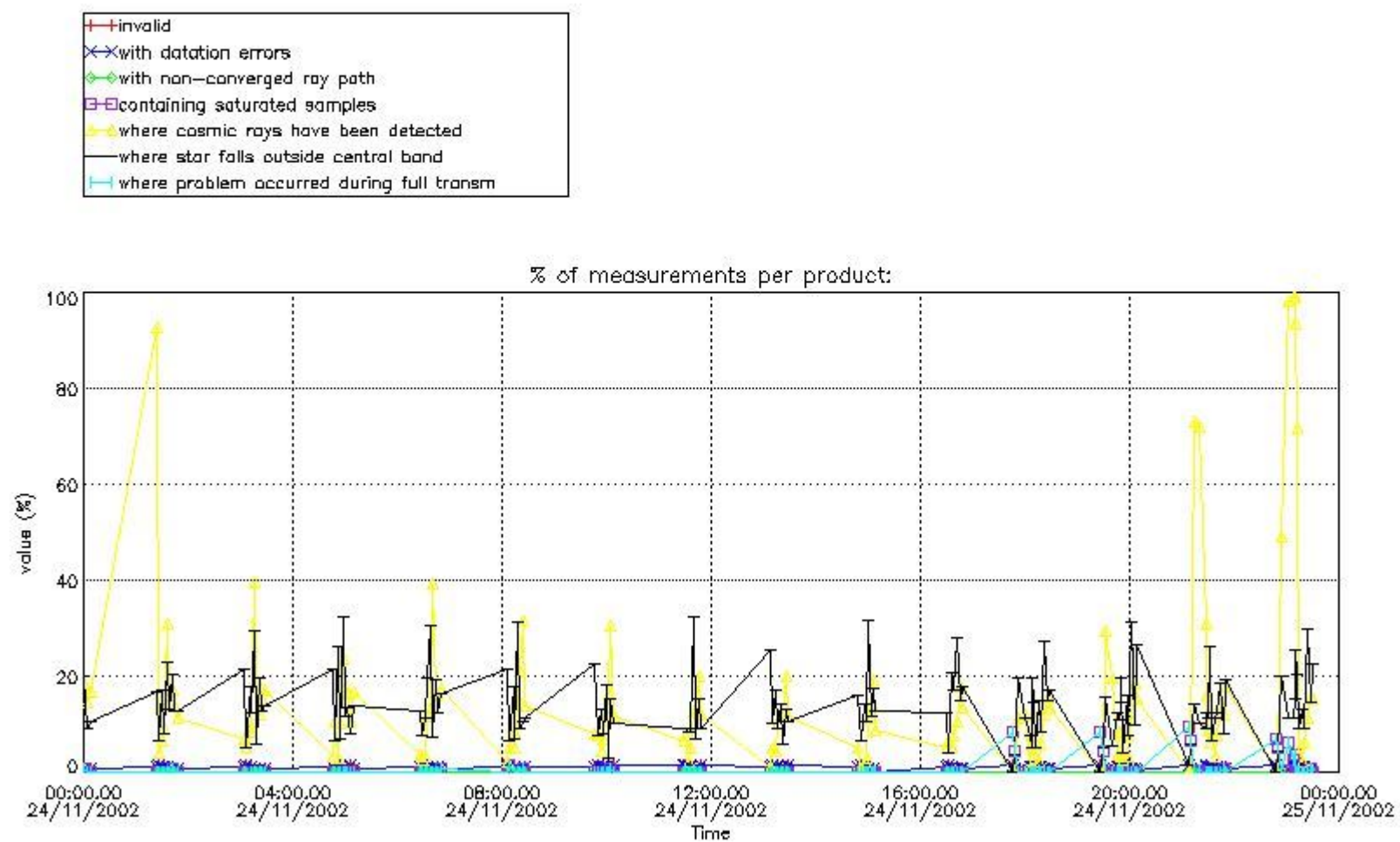


4. Level 1 quality information per product

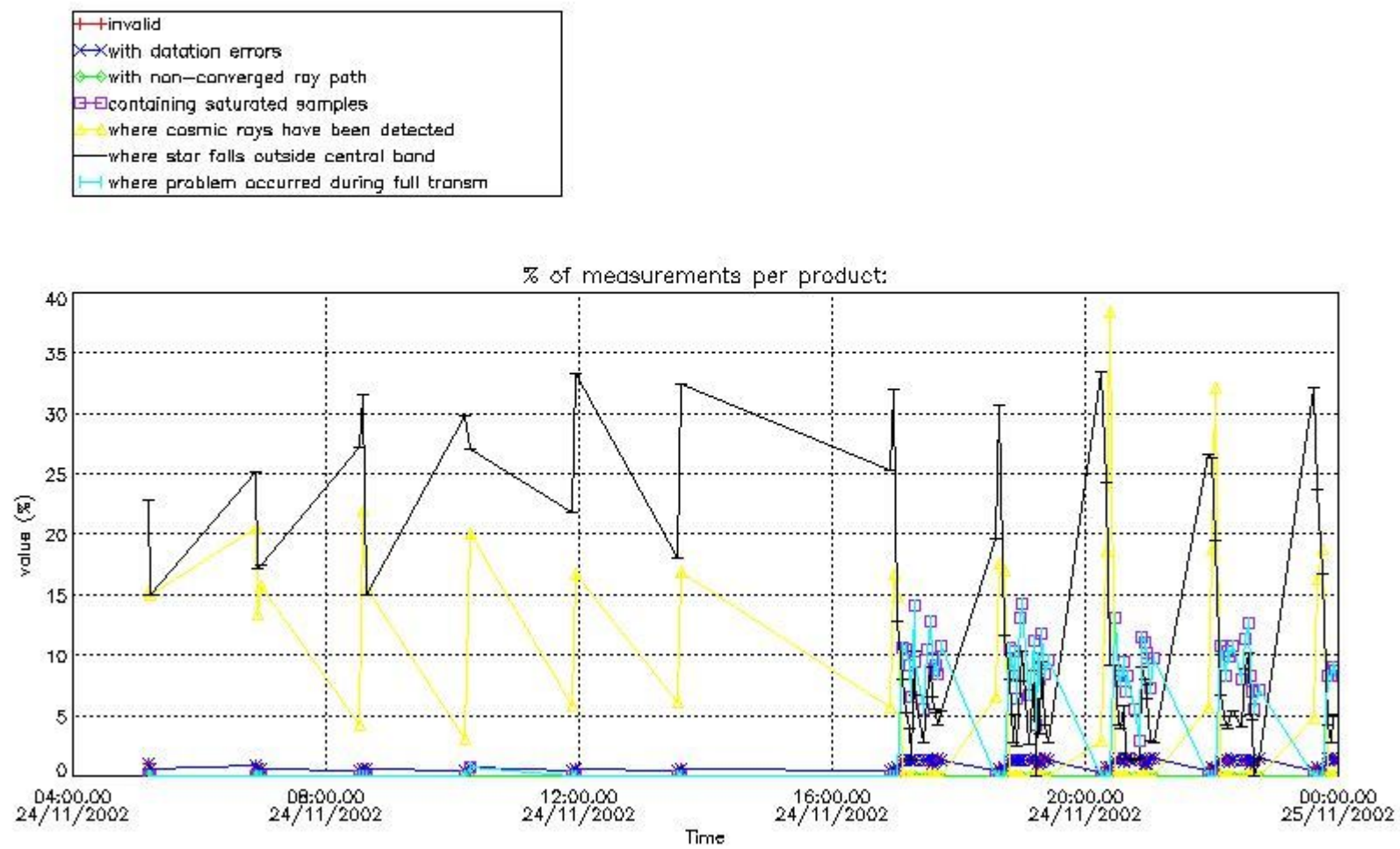
In this section it is plotted some information contained in the Quality Summary data set of the level 2 products that comes from the level 1b processing. Products without errors (error flag in the MPH set to "0") are used.

4.1 Plot quality information per product (time dependant) coming from level 1b processing

4.1.1 Plot level 1 quality information per product (time dependant): ENVISAT ASCENDING passes



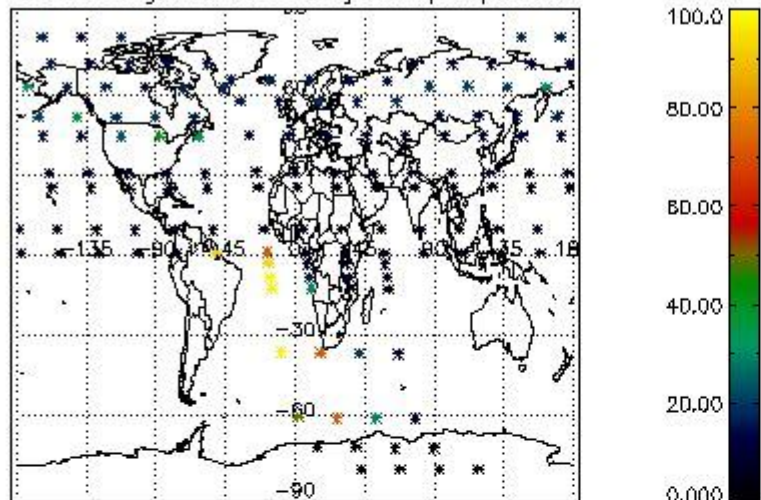
4.1.2 Plot level 1 quality information per product (time dependant): ENVI SAT DESCENDING passes



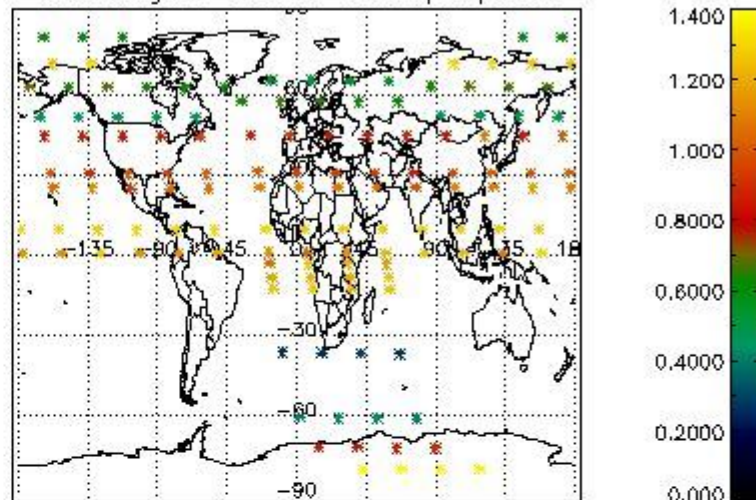
4.2 Plot quality information per product coming from level 1b processing (world map)

4.2.1 Plot level 1 quality information per product (world map): ENVISAT ASCENDING passes

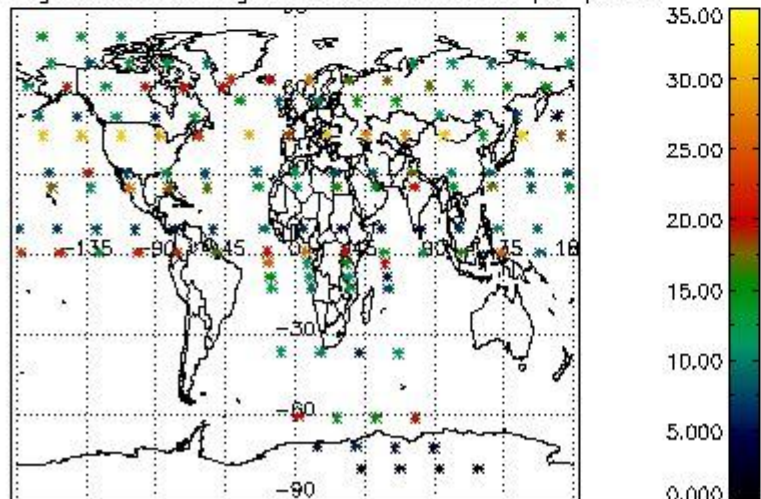
Percentage of cosmic ray hits per profile



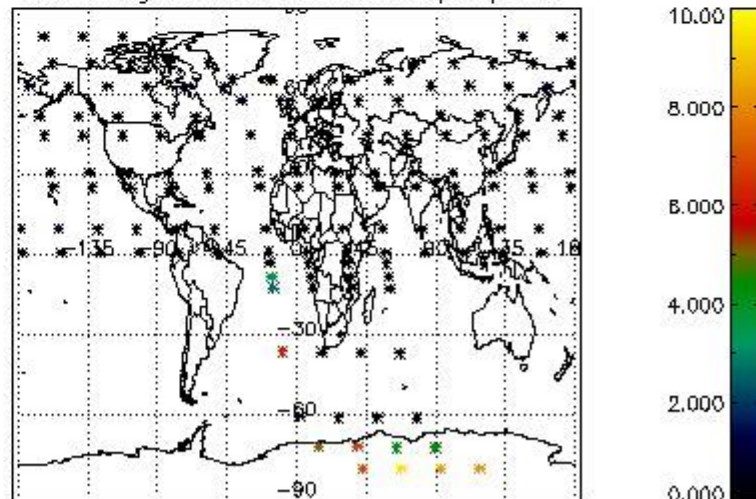
Percentage of datation errors per profile



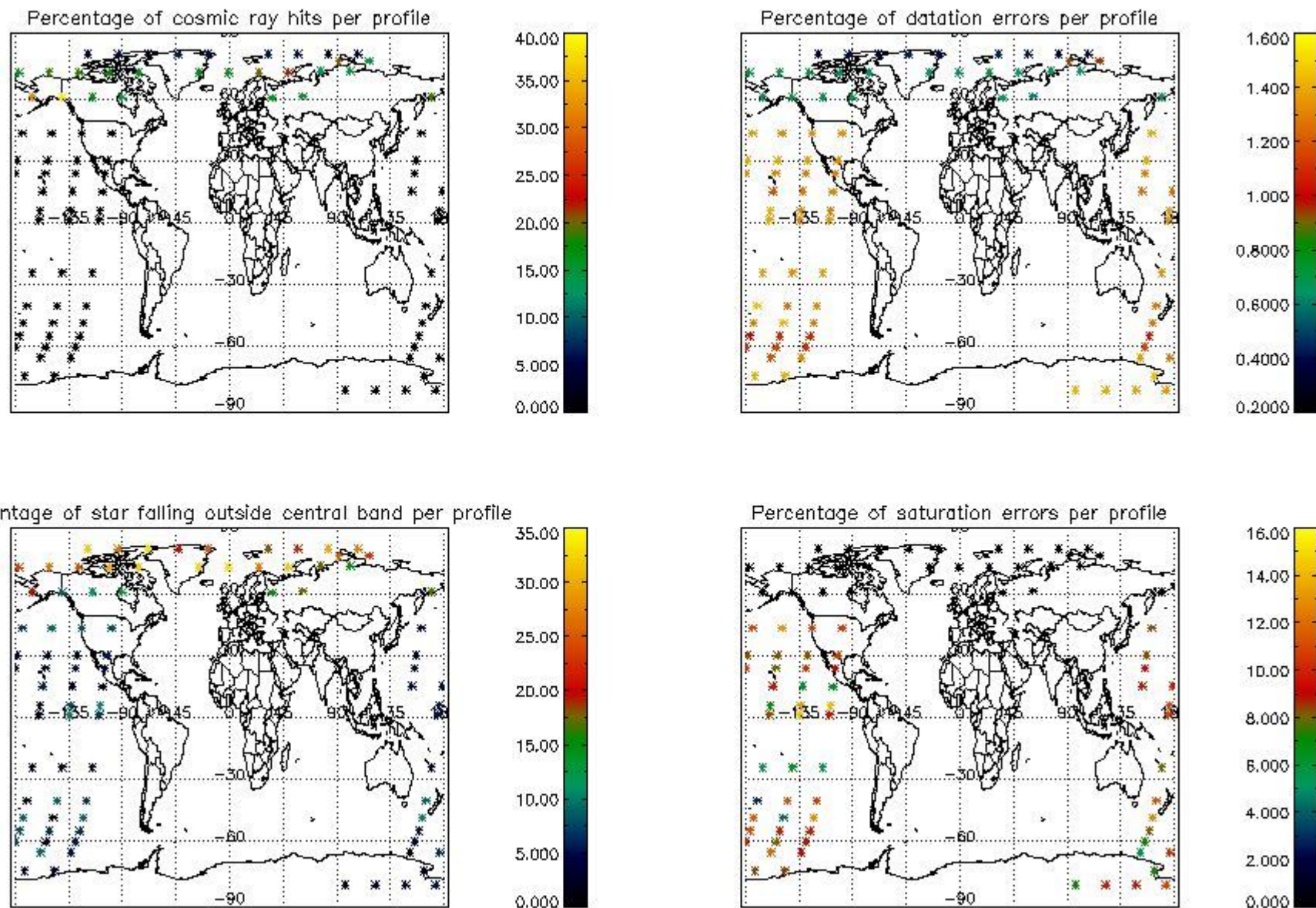
Percentage of star falling outside central band per profile



Percentage of saturation errors per profile



4.2.2 Plot level 1 quality information per product (world map): ENVISAT DESCENDING passes



5. Trace gas profiles

5.1 Ozone statistics based on quality of products

The final quality of the products can be "measured" using the STD (Standard Deviation) attached to every point profile. This information is written to the parameter GOM_NL__2P/NL_LOCAL_SPECIES_DENSITY/o3_std of the level 2 products. The table below shows the statistics for given STD ranges.

The statistics are given with respect to the overall valid production:

- Products without fatal errors: GOM_NL__2P/MPH/PRODUCT_ERR=0
- Valid point profile: GOM_NL__2P/NL_LOCAL_SPECIES_DENSITY/pcd(0)=0

The 'Criteria' is applied to valid points of dark limb products:

- Products in dark limb illumination condition: GOM_NL__2P/NL_SUMMARY_QUALITY/obs_ill_cond=0
- Products without fatal errors: GOM_NL__2P/MPH/PRODUCT_ERR=0
- Valid point profile: GOM_NL__2P/NL_LOCAL_SPECIES_DENSITY/pcd(0)=0

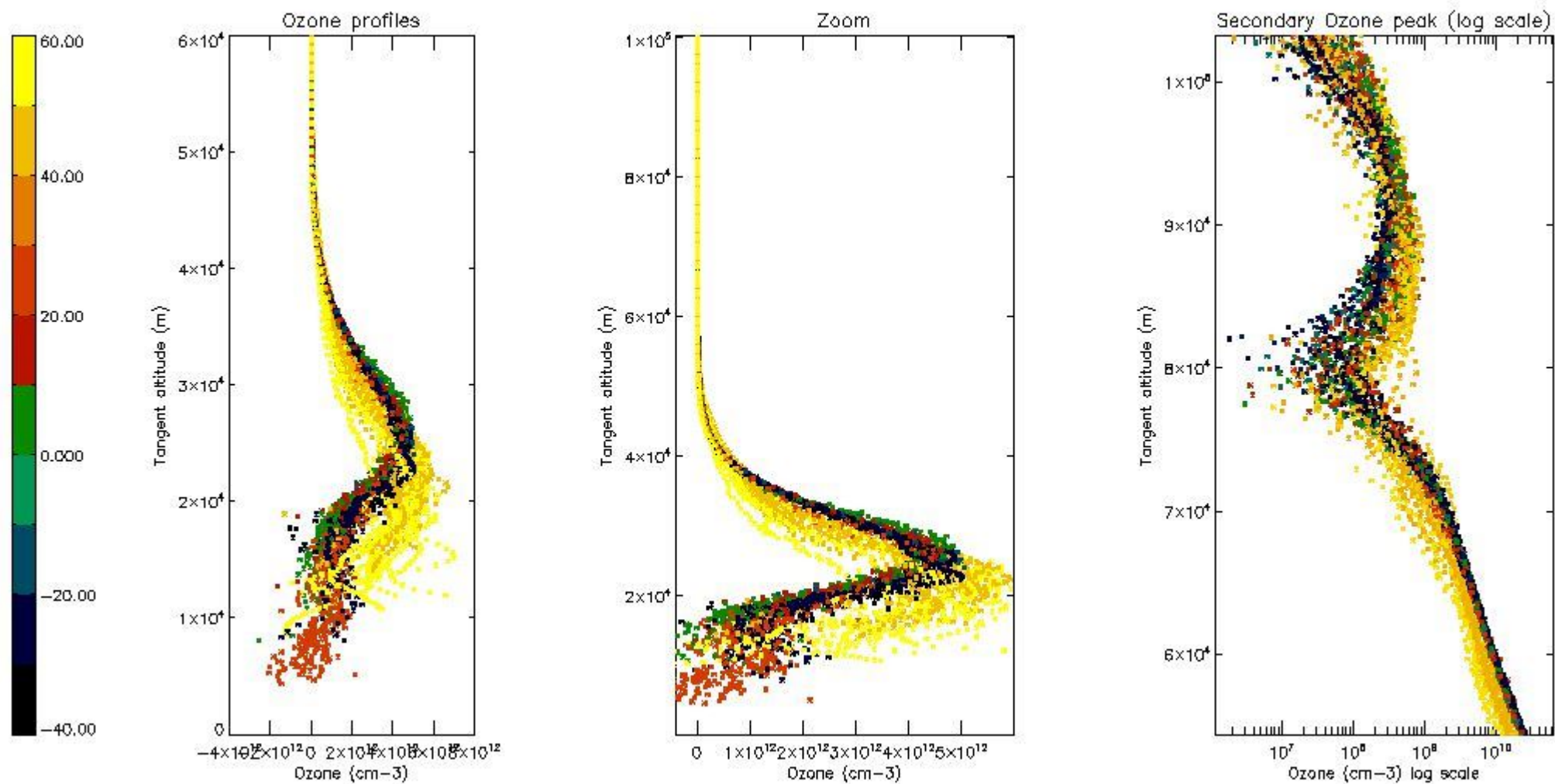
So, the table below shows the percentage of dark limb and valid observations for each criteria with respect to the overall valid daily observations.

Criteria	% of total production
All STD	50
STD < 20	34

STD < 10	31
STD < 5	26

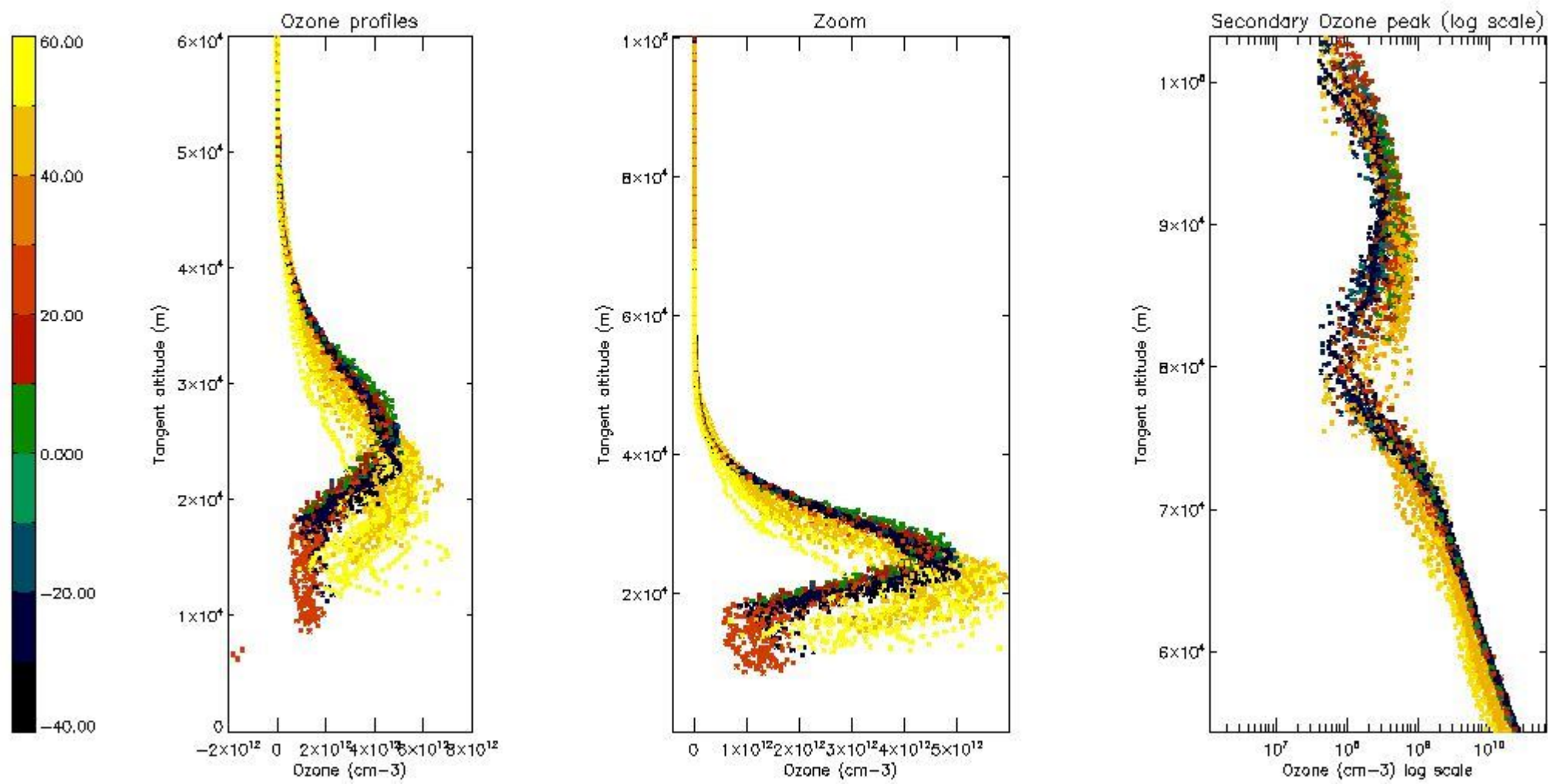
5.2 Plot ozone profiles for all STD (dark without errors)

The colorbar represents the latitude.



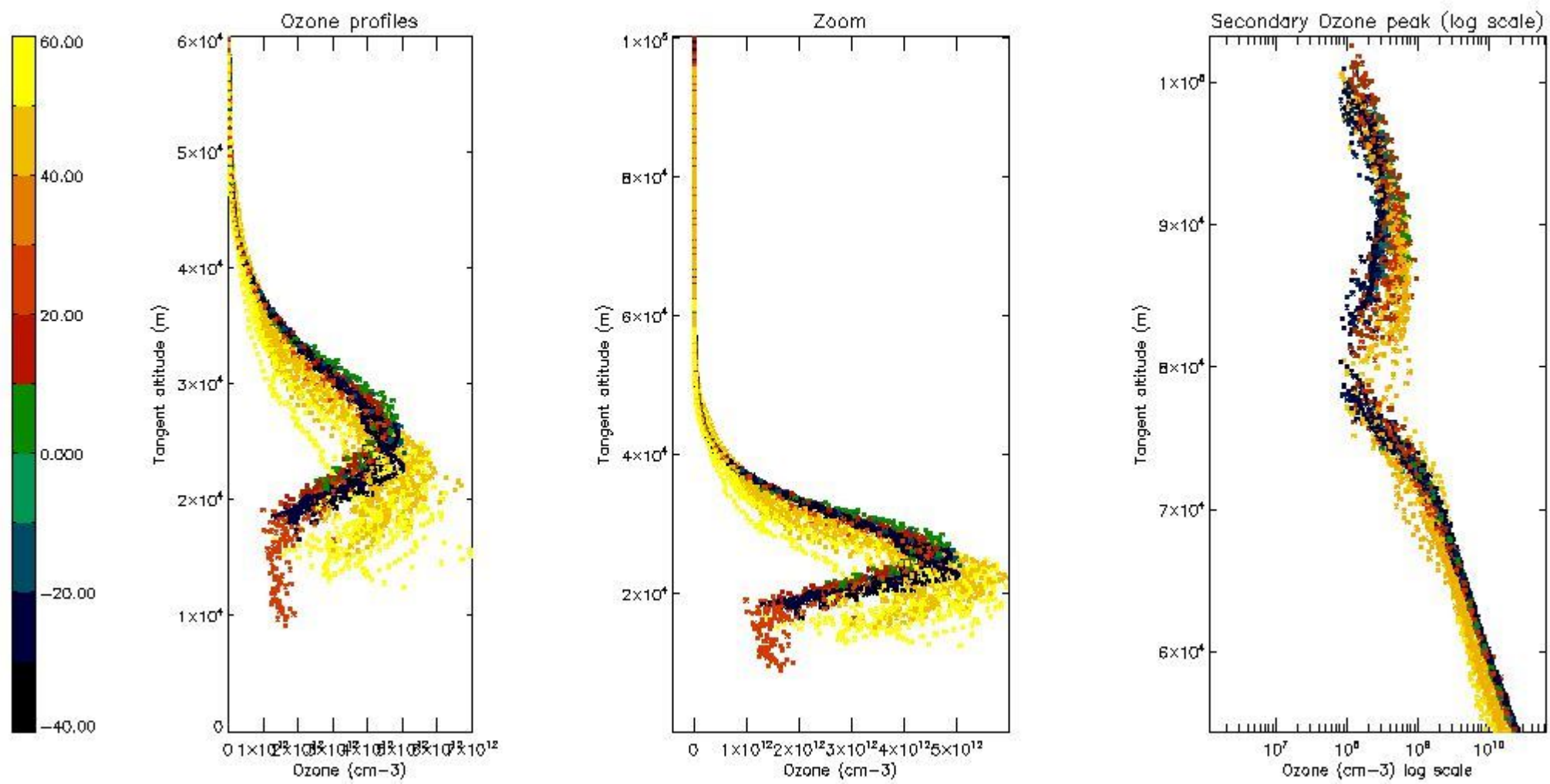
5.3 Plot ozone profiles where STD < 20% (dark without errors)

The colorbar represents the latitude.



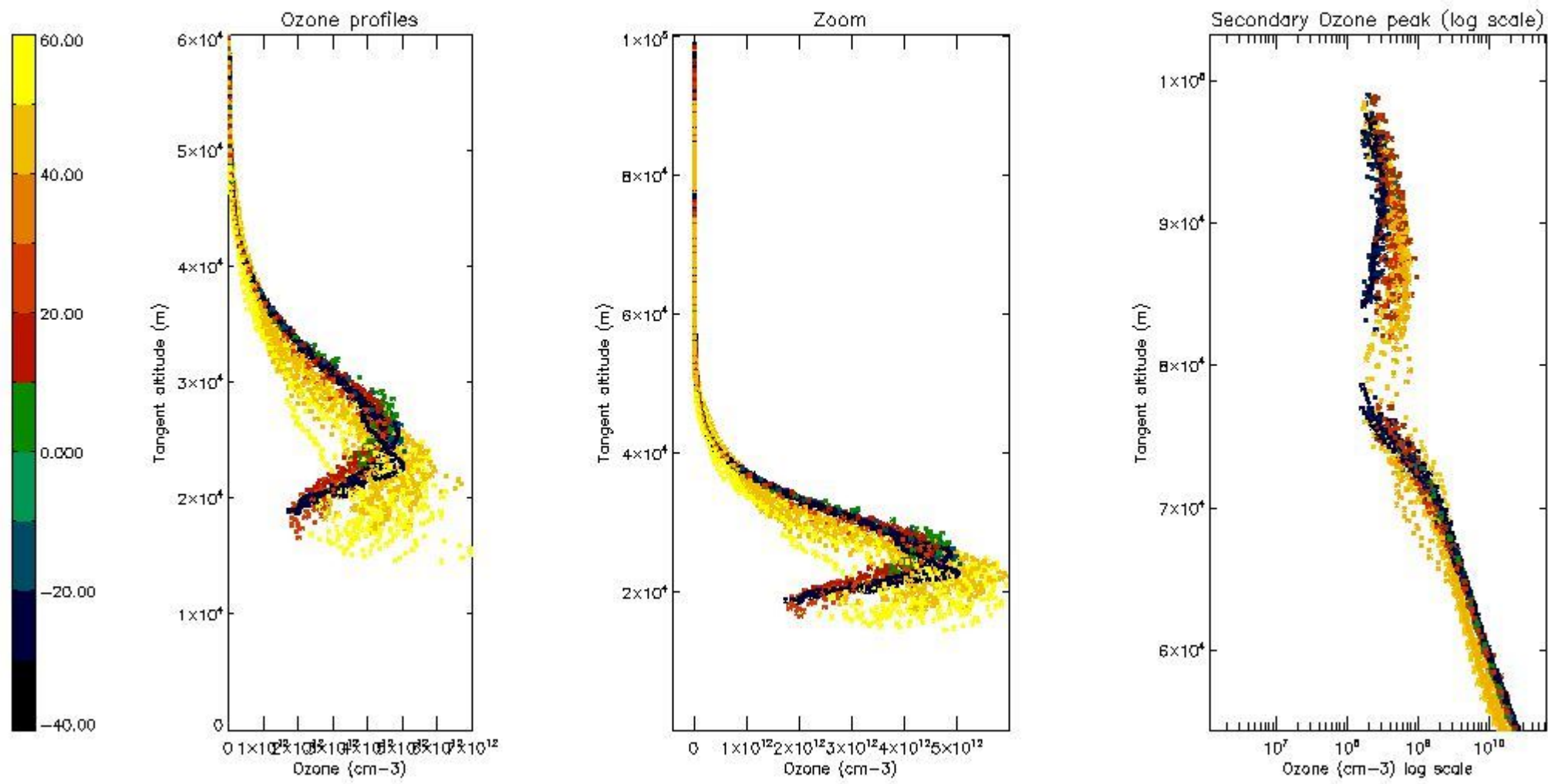
5.4 Plot ozone profiles where STD < 10% (dark without errors)

The colorbar represents the latitude.



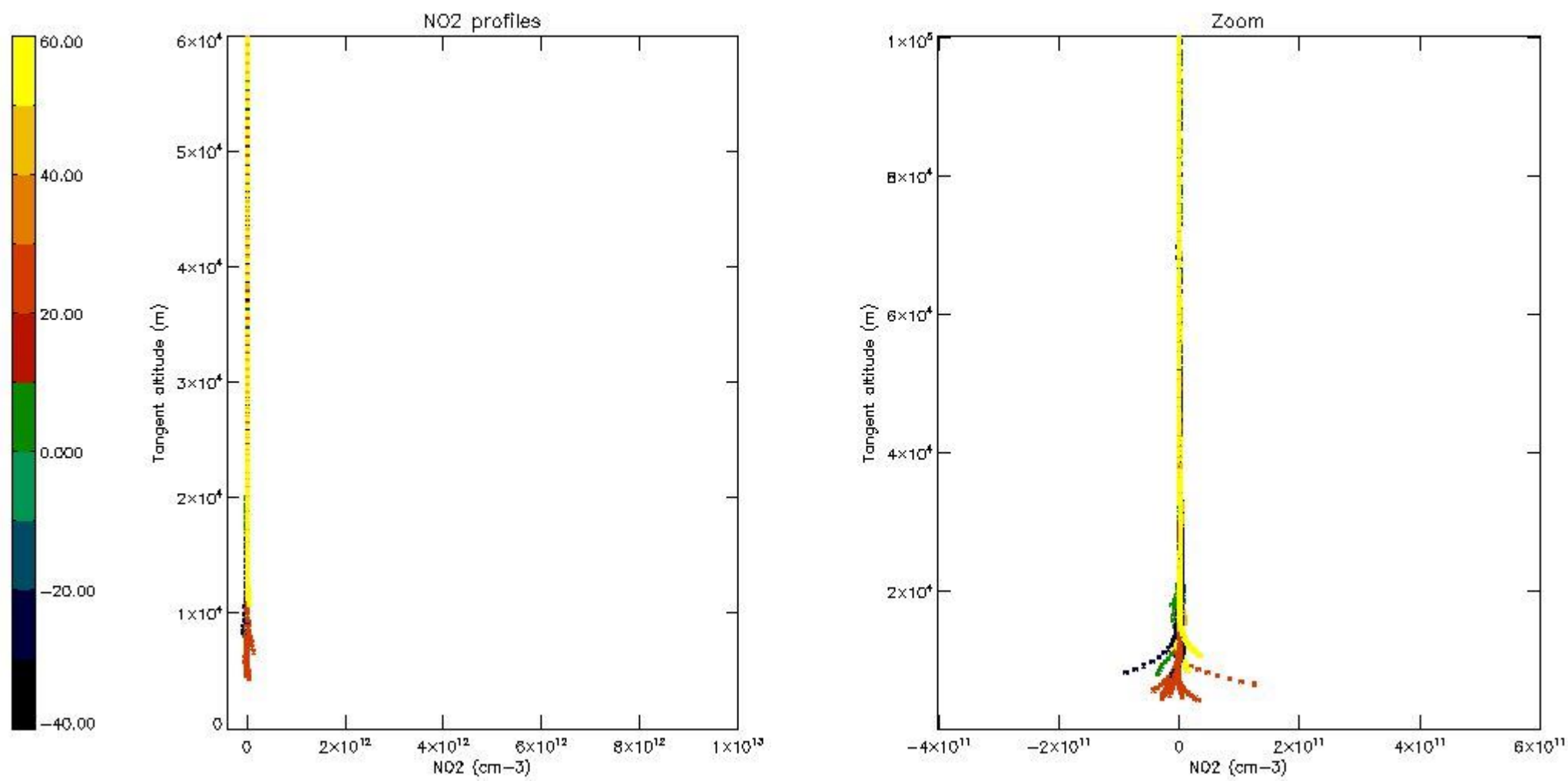
5.5 Plot ozone profiles where STD < 5% (dark without errors)

The colorbar represents the latitude.



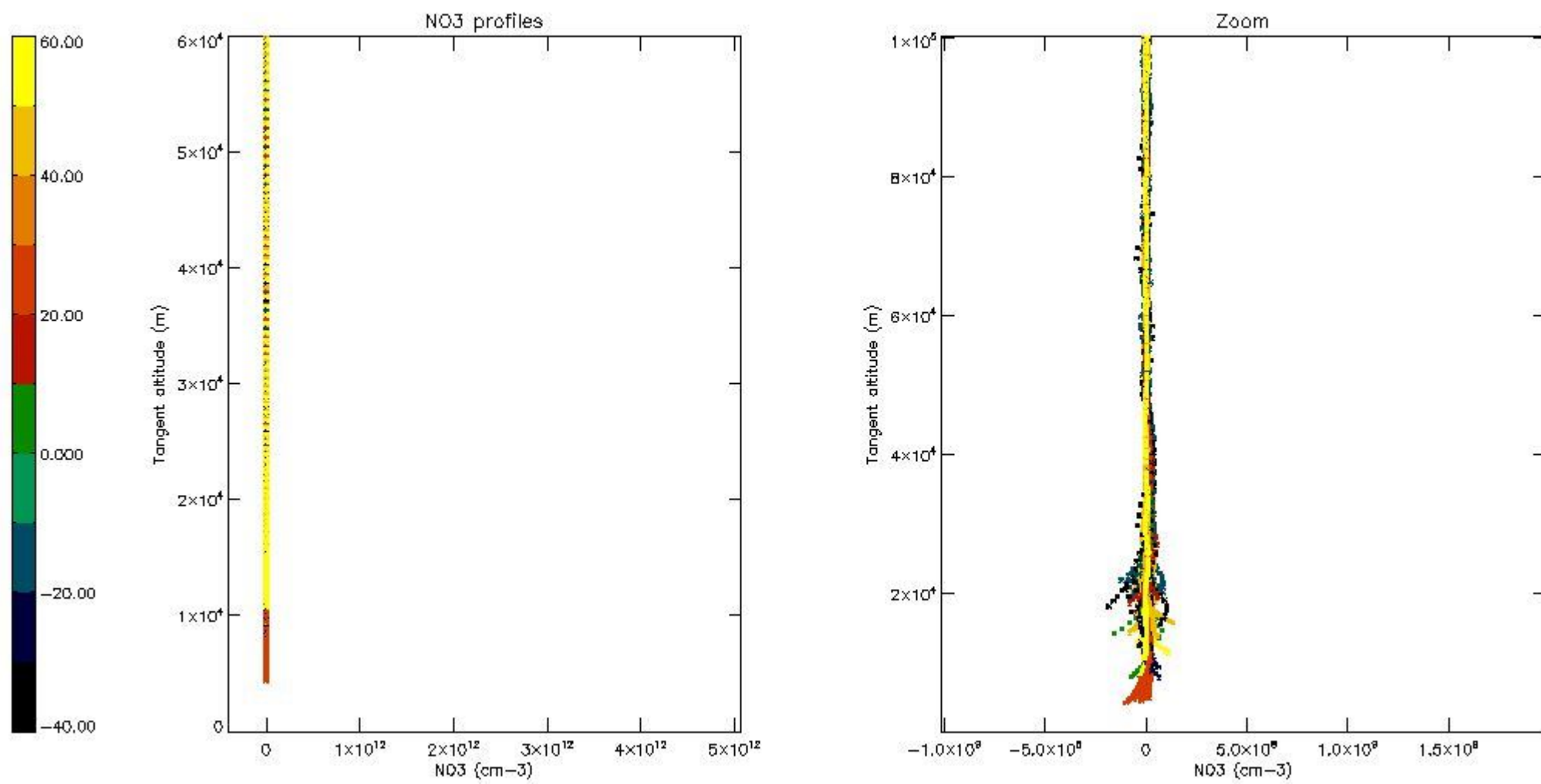
5.6 Plot NO₂ profiles for all STD (dark without errors)

The colorbar represents the latitude.



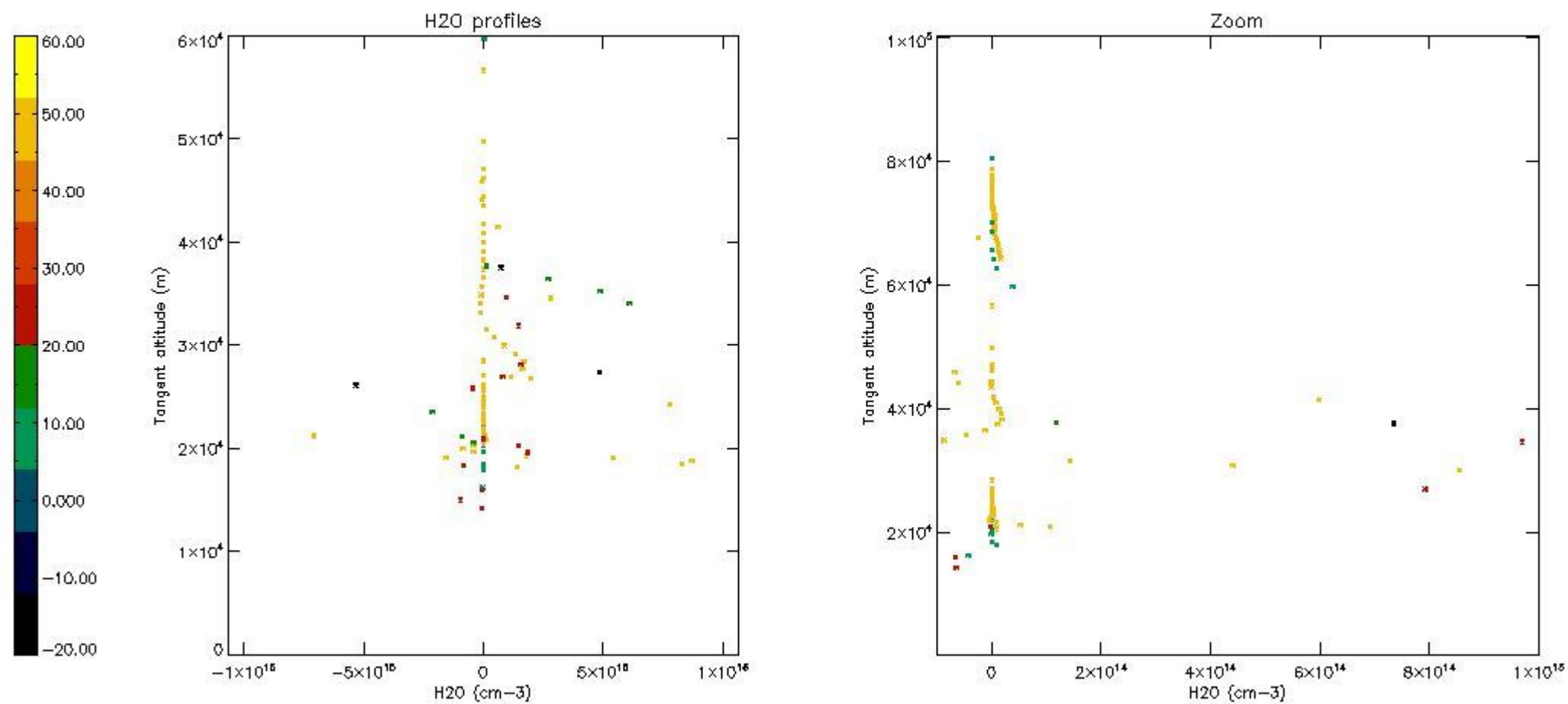
5.7 Plot NO3 profiles for all STD (dark without errors)

The colorbar represents the latitude.



5.8 Plot H2O profiles for all STD (only for occultations of stars 1,2,3,4,13,14,16,26,63 dark without errors)

The colorbar represents the latitude.



6. Auxiliary Data Files used for the production reported in section 2

The number reported in the third column indicates since which file (see list in section 2) the corresponding auxiliary file has been used. The fourth column is the date of those product files.

Type	Auxiliary Filename	Used since product	Used since product date
INST_PHYS_CHARACTERISTICS	GOM_INS_AXNIEC20050627_150440_20020301_000000_20100101_000000	1	24-NOV-2002 00:00:45
LEVEL-2_PROC_CONFIG	GOM_PR2_AXVIEC20091111_152718_20020301_000000_20500101_000000	1	24-NOV-2002 00:00:45
CROSS_SECTIONS_FILE	GOM_CRS_AXVIEC20091111_154832_20020301_000000_20500101_000000	1	24-NOV-2002 00:00:45

GOMOS Level 2 Daily Report

SUMMARY

[1. General Info](#)

[2. Summary of processed GOM_NL_2P products](#)

[3. Level 2 Quality information per product](#)

[3.1 Plot of level 2 quality information per product \(time dependant\)](#)

[3.2 Plot of level 2 quality information per product \(world map\)](#)

[4. Level 1 Quality information per product \(stored on level 2 products\)](#)

[4.1 Plot of level 1 quality information per product \(time dependant\)](#)

[4.1.1 Plot of level 1 quality information per product \(time dependant\): ASCENDING](#)

[4.1.2 Plot of level 1 quality information per product \(time dependant\): DESCENDING](#)

[4.2 Plot of level 1 quality information per product \(world map\)](#)

[4.2.1 Plot of level 1 quality information per product \(world map\): ASCENDING](#)

[4.2.2 Plot of level 1 quality information per product \(world map\): DESCENDING](#)

[5. Ozone profiles based on quality statistics and other trace gas profiles](#)

[5.1 Ozone statistics based on quality of products](#)

[5.2 Plot ozone profiles for all STD \(dark without errors\)](#)

[5.3 Plot ozone profiles where STD < 20% \(dark without errors\)](#)

[5.4. Plot ozone profiles where STD < 10% \(dark without errors\)](#)

[5.5. Plot ozone profiles where STD < 5% \(dark without errors\)](#)

[5.6 Plot NO2 profiles for all STD \(dark without errors\)](#)

[5.7 Plot NO3 profiles for all STD \(dark without errors\)](#)

[5.8 Plot H2O profiles \(only for occultations of stars 1,2,3,4,13,14,16,26,63 dark without errors\) for all STD](#)

[6. Auxiliary Data Files used for the production reported in section 2](#)

This report presents the daily analysis on parameters extracted from GOMOS level 2 data (GOM_NL__2P).
 It is intended to monitor some important parameters that will impact the quality of these products.
 A list of level 2 products (and content) that have arrived during the reporting day to the PCF is also given.

Item	Value
Time of report generation	17APR2013 20:25:33
Data source version	GOMOS/6.01
Start time of products	24-11-2002 (24NOV2002 00:00:00)
Stop time of products	25-11-2002 (25NOV2002 00:00:00)
Store outputs in DB	Yes
Nb of level 2 prods	230
Nb of prods with errors	0

2. Summary of processed GOM_NL__2P products.

Nr	Filename	UTC Start time	Limb	Duration	Star Id	Star Name	Star Mag	Star Temp	Nb Meas	Orbit	Prod. error
1	GOM_NL__2PRFIN20021124_000045_000000812011_00274_03835_9953.N1	24-NOV-2002 00:00:45	Dark	80.500	23	21Eps CMa	1.5020	26000.	161	3835	No
2	GOM_NL__2PRFIN20021124_000327_000000382011_00274_03835_9954.N1	24-NOV-2002 00:03:27	Straylight	38.000	157	The1Eri	2.9060	9300.0	76	3835	No
3	GOM_NL__2PRFIN20021124_000746_000000822011_00274_03835_9955.N1	24-NOV-2002 00:07:46	Straylight	81.500	47	2Bet CMa	1.9760	28000.	163	3835	No
4	GOM_NL__2PRFIN20021124_012351_000000422011_00275_03836_9947.N1	24-NOV-2002 01:23:51	Dark	41.500	12	Alp1Cru	0.77500	30000.	83	3836	No
5	GOM_NL__2PRFIN20021124_012617_000000382011_00275_03836_9948.N1	24-NOV-2002 01:26:17	Dark	38.000	124	The Car	2.7640	30000.	76	3836	No
6	GOM_NL__2PRFIN20021124_013038_000000472011_00275_03836_9949.N1	24-NOV-2002 01:30:38	Dark	47.000	41	Eps Car	1.8600	4100.0	94	3836	No
7	GOM_NL__2PRFIN20021124_013209_000000502011_00275_03836_9950.N1	24-NOV-2002 01:32:09	Dark	49.500	34	Gam2Vel	1.7930	23000.	99	3836	No
8	GOM_NL__2PRFIN20021124_013607_000000522011_00275_03836_9951.N1	24-NOV-2002 01:36:07	Dark	52.000	2	Alp Car	-0.73600	7000.0	104	3836	No
9	GOM_NL__2PRFIN20021124_013807_000001142011_00275_03836_9952.N1	24-NOV-2002 01:38:07	Dark	113.50	132	15Rho Pup	2.8030	6900.0	227	3836	No
10	GOM_NL__2PRFIN20021124_014122_000000792011_00275_03836_9953.N1	24-NOV-2002 01:41:22	Dark	79.000	23	21Eps CMa	1.5020	26000.	158	3836	No
11	GOM_NL__2PRFIN20021124_014403_000000402011_00275_03836_9954.N1	24-NOV-2002 01:44:03	Straylight	39.500	157	The1Eri	2.9060	9300.0	79	3836	No
12	GOM_NL__2PRFIN20021124_014822_000000832011_00275_03836_9955.N1	24-NOV-2002 01:48:22	Straylight	83.000	47	2Bet CMa	1.9760	28000.	166	3836	No
13	GOM_NL__2PRFIN20021124_030428_000000442011_00276_03837_9947.N1	24-NOV-2002 03:04:28	Dark	44.000	12	Alp1Cru	0.77500	30000.	88	3837	No
14	GOM_NL__2PRFIN20021124_030653_000000392011_00276_03837_9948.N1	24-NOV-2002 03:06:53	Dark	38.500	124	The Car	2.7640	30000.	77	3837	No
15	GOM_NL__2PRFIN20021124_031115_000000482011_00276_03837_9949.N1	24-NOV-2002 03:11:15	Dark	47.500	41	Eps Car	1.8600	4100.0	95	3837	No
16	GOM_NL__2PRFIN20021124_031245_000000532011_00276_03837_9950.N1	24-NOV-2002 03:12:45	Dark	52.500	34	Gam2Vel	1.7930	23000.	105	3837	No
17	GOM_NL__2PRFIN20021124_031643_000000582011_00276_03837_9951.N1	24-NOV-2002 03:16:43	Dark	58.000	2	Alp Car	-0.73600	7000.0	116	3837	No
18	GOM_NL__2PRFIN20021124_031845_000001052011_00276_03837_9952.N1	24-NOV-2002 03:18:45	Dark	104.50	132	15Rho Pup	2.8030	6900.0	209	3837	No
19	GOM_NL__2PRFIN20021124_032159_000000802011_00276_03837_9953.N1	24-NOV-2002 03:21:59	Dark	79.500	23	21Eps CMa	1.5020	26000.	159	3837	No
20	GOM_NL__2PRFIN20021124_032439_000000402011_00276_03837_9954.N1	24-NOV-2002 03:24:39	Straylight	39.500	157	The1Eri	2.9060	9300.0	79	3837	No
21	GOM_NL__2PRFIN20021124_032858_000000842011_00276_03837_9955.N1	24-NOV-2002 03:28:58	Straylight	84.000	47	2Bet CMa	1.9760	28000.	168	3837	No
22	GOM_NL__2PRFIN20021124_044503_000000442011_00277_03838_9947.N1	24-NOV-2002 04:45:03	Dark	44.000	12	Alp1Cru	0.77500	30000.	88	3838	No
23	GOM_NL__2PRFIN20021124_044729_000000392011_00277_03838_9948.N1	24-NOV-2002 04:47:29	Dark	38.500	124	The Car	2.7640	30000.	77	3838	No
24	GOM_NL__2PRFIN20021124_045151_000000542011_00277_03838_9949.N1	24-NOV-2002 04:51:51	Dark	53.500	41	Eps Car	1.8600	4100.0	107	3838	No
25	GOM_NL__2PRFIN20021124_045322_000000502011_00277_03838_9950.N1	24-NOV-2002 04:53:22	Dark	49.500	34	Gam2Vel	1.7930	23000.	99	3838	No
26	GOM_NL__2PRFIN20021124_045720_000000592011_00277_03838_9951.N1	24-NOV-2002 04:57:20	Dark	59.000	2	Alp Car	-0.73600	7000.0	118	3838	No
27	GOM_NL__2PRFIN20021124_045923_000001122011_00277_03838_9952.N1	24-NOV-2002 04:59:23	Dark	111.50	132	15Rho Pup	2.8030	6900.0	223	3838	No
28	GOM_NL__2PRFIN20021124_050236_000000742011_00277_03838_9953.N1	24-NOV-2002 05:02:36	Dark	73.500	23	21Eps CMa	1.5020	26000.	147	3838	No
29	GOM_NL__2PRFIN20021124_050516_000000382011_00277_03838_9954.N1	24-NOV-2002 05:05:16	Straylight	38.000	157	The1Eri	2.9060	9300.0	76	3838	No
30	GOM_NL__2PRFIN20021124_050935_000000842011_00277_03838_9955.N1	24-NOV-2002 05:09:35	Straylight	84.000	47	2Bet CMa	1.9760	28000.	168	3838	No
31	GOM_NL__2PRFIN20021124_051217_000000532011_00277_03838_9956.N1	24-NOV-2002 05:12:17	Straylight	52.500	165	34Gam Eri	2.9500	3200.0	105	3838	No
32	GOM_NL__2PRFIN20021124_051359_000000772011_00277_03838_9957.N1	24-NOV-2002 05:13:59	Straylight	76.500	56	53Kap Ori	2.0650	30000.	153	3838	No
33	GOM_NL__2PRFIN20021124_062540_000000402011_00278_03839_9947.N1	24-NOV-2002 06:25:40	Dark	39.500	12	Alp1Cru	0.77500	30000.	79	3839	No
34	GOM_NL__2PRFIN20021124_062806_000000392011_00278_03839_9948.N1	24-NOV-2002 06:28:06	Dark	39.000	124	The Car	2.7640	30000.	78	3839	No
35	GOM_NL__2PRFIN20021124_063227_000000452011_00278_03839_9949.N1	24-NOV-2002 06:32:27	Dark	44.500	41	Eps Car	1.8600	4100.0	89	3839	No
36	GOM_NL__2PRFIN20021124_063359_000000572011_00278_03839_9950.N1	24-NOV-2002 06:33:59	Dark	56.500	34	Gam2Vel	1.7930	23000.	113	3839	No
37	GOM_NL__2PRFIN20021124_063756_000000592011_00278_03839_9951.N1	24-NOV-2002 06:37:56	Dark	59.000	2	Alp Car	-0.73600	7000.0	118	3839	No
38	GOM_NL__2PRFIN20021124_064001_000001062011_00278_03839_9952.N1	24-NOV-2002 06:40:01	Dark	105.50	132	15Rho Pup	2.8030	6900.0	211	3839	No
39	GOM_NL__2PRFIN20021124_064313_000000792011_00278_03839_9953.N1	24-NOV-2002 06:43:13	Dark	78.500	23	21Eps CMa	1.5020	26000.	157	3839	No
40	GOM_NL__2PRFIN20021124_064552_000000402011_00278_03839_9954.N1	24-NOV-2002 06:45:52	Straylight	40.000	157	The1Eri	2.9060	9300.0	80	3839	No
41	GOM_NL__2PRFIN20021124_065011_000000872011_00278_03839_9955.N1	24-NOV-2002 06:50:11	Straylight	86.500	47	2Bet CMa	1.9760	28000.	173	3839	No
42	GOM_NL__2PRFIN20021124_065254_000000542011_00278_03839_9956.N1	24-NOV-2002 06:52:54	Straylight	53.500	165	34Gam Eri	2.9500	3200.0	107	3839	No

43	GOM_NL__2PRFIN20021124_065435_000000792011_00278_03839_9957.N1	24-NOV-2002 06:54:35	Straylight	78.500	56	53Kap Ori	2.0650	30000.	157	3839	No
44	GOM_NL__2PRFIN20021124_065820_000000832011_00278_03839_9958.N1	24-NOV-2002 06:58:20	Twilight_stray	83.000	33	50Zet Ori	1.7660	30000.	166	3839	No
45	GOM_NL__2PRFIN20021124_080616_000000442011_00279_03840_9947.N1	24-NOV-2002 08:06:16	Dark	44.000	12	Alp1Cru	0.77500	30000.	88	3840	No
46	GOM_NL__2PRFIN20021124_080842_000000392011_00279_03840_9948.N1	24-NOV-2002 08:08:42	Dark	38.500	124	The Car	2.7640	30000.	77	3840	No
47	GOM_NL__2PRFIN20021124_081304_000000482011_00279_03840_9949.N1	24-NOV-2002 08:13:04	Dark	48.000	41	Eps Car	1.8600	4100.0	96	3840	No
48	GOM_NL__2PRFIN20021124_081436_000000502011_00279_03840_9950.N1	24-NOV-2002 08:14:36	Dark	49.500	34	Gam2Vel	1.7930	23000.	99	3840	No
49	GOM_NL__2PRFIN20021124_081833_000000592011_00279_03840_9951.N1	24-NOV-2002 08:18:33	Dark	59.000	2	Alp Car	-0.73600	7000.0	118	3840	No
50	GOM_NL__2PRFIN20021124_082038_000001092011_00279_03840_9952.N1	24-NOV-2002 08:20:38	Dark	108.50	132	15Rho Pup	2.8030	6900.0	217	3840	No
51	GOM_NL__2PRFIN20021124_082349_000000712011_00279_03840_9953.N1	24-NOV-2002 08:23:49	Dark	71.000	23	21Eps CMa	1.5020	26000.	142	3840	No
52	GOM_NL__2PRFIN20021124_082627_000000402011_00279_03840_9954.N1	24-NOV-2002 08:26:27	Straylight	40.000	157	The1Eri	2.9060	9300.0	80	3840	No
53	GOM_NL__2PRFIN20021124_083119_000001292011_00279_03840_9955.N1	24-NOV-2002 08:31:19	Straylight	128.50	1	9Alp CMa	-1.4400	11000.	257	3840	No
54	GOM_NL__2PRFIN20021124_083525_000000782011_00279_03840_9956.N1	24-NOV-2002 08:35:25	Straylight	77.500	7	19Bet Ori	0.10000	14000.	155	3840	No
55	GOM_NL__2PRFIN20021124_083906_000000772011_00279_03840_9957.N1	24-NOV-2002 08:39:06	Twilight_stray	77.000	30	46Eps Ori	1.6940	30000.	154	3840	No
56	GOM_NL__2PRFIN20021124_094652_000000452011_00280_03841_9947.N1	24-NOV-2002 09:46:52	Dark	44.500	12	Alp1Cru	0.77500	30000.	89	3841	No
57	GOM_NL__2PRFIN20021124_094918_000000392011_00280_03841_9948.N1	24-NOV-2002 09:49:18	Dark	38.500	124	The Car	2.7640	30000.	77	3841	No
58	GOM_NL__2PRFIN20021124_095341_000000462011_00280_03841_9949.N1	24-NOV-2002 09:53:41	Dark	46.000	41	Eps Car	1.8600	4100.0	92	3841	No
59	GOM_NL__2PRFIN20021124_095513_000000502011_00280_03841_9950.N1	24-NOV-2002 09:55:13	Dark	49.500	34	Gam2Vel	1.7930	23000.	99	3841	No
60	GOM_NL__2PRFIN20021124_095909_000000502011_00280_03841_9951.N1	24-NOV-2002 09:59:09	Dark	49.500	2	Alp Car	-0.73600	7000.0	99	3841	No
61	GOM_NL__2PRFIN20021124_100116_000001022011_00280_03841_9952.N1	24-NOV-2002 10:01:16	Dark	101.50	132	15Rho Pup	2.8030	6900.0	203	3841	No
62	GOM_NL__2PRFIN20021124_100426_000000752011_00280_03841_9953.N1	24-NOV-2002 10:04:26	Dark	75.000	23	21Eps CMa	1.5020	26000.	150	3841	No
63	GOM_NL__2PRFIN20021124_100704_000000392011_00280_03841_9954.N1	24-NOV-2002 10:07:04	Straylight	39.000	157	The1Eri	2.9060	9300.0	78	3841	No
64	GOM_NL__2PRFIN20021124_101155_000001342011_00280_03841_9955.N1	24-NOV-2002 10:11:55	Straylight	134.00	1	9Alp CMa	-1.4400	11000.	268	3841	No
65	GOM_NL__2PRFIN20021124_101601_000000722011_00280_03841_9956.N1	24-NOV-2002 10:16:01	Straylight	72.000	7	19Bet Ori	0.10000	14000.	144	3841	No
66	GOM_NL__2PRFIN20021124_112728_000000392011_00281_03842_9947.N1	24-NOV-2002 11:27:28	Dark	38.500	12	Alp1Cru	0.77500	30000.	77	3842	No
67	GOM_NL__2PRFIN20021124_112955_000000392011_00281_03842_9948.N1	24-NOV-2002 11:29:55	Dark	39.000	124	The Car	2.7640	30000.	78	3842	No
68	GOM_NL__2PRFIN20021124_113417_000000432011_00281_03842_9949.N1	24-NOV-2002 11:34:17	Dark	42.500	41	Eps Car	1.8600	4100.0	85	3842	No
69	GOM_NL__2PRFIN20021124_113550_000000512011_00281_03842_9950.N1	24-NOV-2002 11:35:50	Dark	50.500	34	Gam2Vel	1.7930	23000.	101	3842	No
70	GOM_NL__2PRFIN20021124_113946_000000592011_00281_03842_9951.N1	24-NOV-2002 11:39:46	Dark	59.000	2	Alp Car	-0.73600	7000.0	118	3842	No
71	GOM_NL__2PRFIN20021124_114154_000001062011_00281_03842_9952.N1	24-NOV-2002 11:41:54	Dark	106.00	132	15Rho Pup	2.8030	6900.0	212	3842	No
72	GOM_NL__2PRFIN20021124_114503_000000752011_00281_03842_9953.N1	24-NOV-2002 11:45:03	Dark	75.000	23	21Eps CMa	1.5020	26000.	150	3842	No
73	GOM_NL__2PRFIN20021124_114740_000000382011_00281_03842_9954.N1	24-NOV-2002 11:47:40	Straylight	38.000	157	The1Eri	2.9060	9300.0	76	3842	No
74	GOM_NL__2PRFIN20021124_115232_000001192011_00281_03842_9955.N1	24-NOV-2002 11:52:32	Straylight	119.00	1	9Alp CMa	-1.4400	11000.	238	3842	No
75	GOM_NL__2PRFIN20021124_115637_000000782011_00281_03842_9956.N1	24-NOV-2002 11:56:37	Straylight	78.000	7	19Bet Ori	0.10000	14000.	156	3842	No
76	GOM_NL__2PRFIN20021124_130805_000000462011_00282_03843_9947.N1	24-NOV-2002 13:08:05	Dark	45.500	12	Alp1Cru	0.77500	30000.	91	3843	No
77	GOM_NL__2PRFIN20021124_131032_000000392011_00282_03843_9948.N1	24-NOV-2002 13:10:32	Dark	39.000	124	The Car	2.7640	30000.	78	3843	No
78	GOM_NL__2PRFIN20021124_131454_000000472011_00282_03843_9949.N1	24-NOV-2002 13:14:54	Dark	46.500	41	Eps Car	1.8600	4100.0	93	3843	No
79	GOM_NL__2PRFIN20021124_131627_000000502011_00282_03843_9950.N1	24-NOV-2002 13:16:27	Dark	49.500	34	Gam2Vel	1.7930	23000.	99	3843	No
80	GOM_NL__2PRFIN20021124_132023_000000462011_00282_03843_9951.N1	24-NOV-2002 13:20:23	Dark	46.000	2	Alp Car	-0.73600	7000.0	92	3843	No
81	GOM_NL__2PRFIN20021124_132232_000001052011_00282_03843_9952.N1	24-NOV-2002 13:22:32	Dark	104.50	132	15Rho Pup	2.8030	6900.0	209	3843	No
82	GOM_NL__2PRFIN20021124_132540_000000732011_00282_03843_9953.N1	24-NOV-2002 13:25:40	Dark	72.500	23	21Eps CMa	1.5020	26000.	145	3843	No
83	GOM_NL__2PRFIN20021124_132816_000000392011_00282_03843_9954.N1	24-NOV-2002 13:28:16	Straylight	38.500	157	The1Eri	2.9060	9300.0	77	3843	No
84	GOM_NL__2PRFIN20021124_133308_000001142011_00282_03843_9955.N1	24-NOV-2002 13:33:08	Straylight	113.50	1	9Alp CMa	-1.4400	11000.	227	3843	No
85	GOM_NL__2PRFIN20021124_133713_000000772011_00282_03843_9956.N1	24-NOV-2002 13:37:13	Straylight	77.000	7	19Bet Ori	0.10000	14000.	154	3843	No
86	GOM_NL__2PRFIN20021124_144841_000000412011_00283_03844_9967.N1	24-NOV-2002 14:48:41	Dark	40.500	12	Alp1Cru	0.77500	30000.	81	3844	No
87	GOM_NL__2PRFIN20021124_145107_000000392011_00283_03844_9968.N1	24-NOV-2002 14:51:07	Dark	39.000	124	The Car	2.7640	30000.	78	3844	No
88	GOM_NL__2PRFIN20021124_145530_000000462011_00283_03844_9969.N1	24-NOV-2002 14:55:30	Dark	45.500	41	Eps Car	1.8600	4100.0	91	3844	No
89	GOM_NL__2PRFIN20021124_145702_000000522011_00283_03844_9970.N1	24-NOV-2002 14:57:02	Dark	52.000	34	Gam2Vel	1.7930	23000.	104	3844	No
90	GOM_NL__2PRFIN20021124_150059_000000592011_00283_03844_9971.N1	24-NOV-2002 15:00:59	Dark	58.500	2	Alp Car	-0.73600	7000.0	117	3844	No
91	GOM_NL__2PRFIN20021124_150309_000001132011_00283_03844_9972.N1	24-NOV-2002 15:03:09	Dark	112.50	132	15Rho Pup	2.8030	6900.0	225	3844	No
92	GOM_NL__2PRFIN20021124_150616_000000782011_00283_03844_9973.N1	24-NOV-2002 15:06:16	Dark	78.000	23	21Eps CMa	1.5020	26000.	156	3844	No
93	GOM_NL__2PRFIN20021124_150852_000000402011_00283_03844_9974.N1	24-NOV-2002 15:08:52	Straylight	39.500	157	The1Eri	2.9060	9300.0	79	3844	No
94	GOM_NL__2PRFIN20021124_162917_000000402011_00284_03845_9512.N1	24-NOV-2002 16:29:17	Dark	40.000	12	Alp1Cru	0.77500	30000.	80	3845	No
95	GOM_NL__2PRFIN20021124_163143_000000392011_00284_03845_9513.N1	24-NOV-2002 16:31:43	Dark	38.500	124	The Car	2.7640	30000.	77	3845	No
96	GOM_NL__2PRFIN20021124_163606_000000512011_00284_03845_9514.N1	24-NOV-2002 16:36:06	Dark	50.500	41	Eps Car	1.8600	4100.0	101	3845	No
97	GOM_NL__2PRFIN20021124_163737_000000592011_00284_03845_9515.N1	24-NOV-2002 16:37:37	Dark	58.500	34	Gam2Vel	1.7930	23000.	117	3845	No
98	GOM_NL__2PRFIN20021124_164134_000000572011_00284_03845_9516.N1	24-NOV-2002 16:41:34	Dark	57.000	2	Alp Car	-0.73600	7000.0	114	3845	No
99	GOM_NL__2PRFIN20021124_164511_000000812011_00284_03845_9517.N1	24-NOV-2002 16:45:11	Dark	81.000	88	31Eta CMa	2.4480	20000.	162	3845	No
100	GOM_NL__2PRFIN20021124_164731_000000902011_00284_03845_9518.N1	24-NOV-2002 16:47:31	Dark	89.500	37	25Del CMa	1.8300	5900.0	179	3845	No
101	GOM_NL__2PRFIN20021124_165420_000001252011_00284_03845_9519.N1	24-NOV-2002 16:54:20	Straylight	124.50	1	9Alp CMa	-1.4400	11000.	249	3845	No

102	GOM_NL__2PRFIN20021124_165824_000000782011_00284_03845_9520.N1	24-NOV-2002 16:58:24	Straylight	78.000	7	19Bet Ori	0.10000	14000.	156	3845	No
103	GOM_NL__2PRFIN20021124_170202_000000752011_00284_03845_9521.N1	24-NOV-2002 17:02:02	Tw_i_and_stray	74.500	30	46Eps Ori	1.6940	30000.	149	3845	No
104	GOM_NL__2PRFIN20021124_170701_000000382011_00284_03845_9522.N1	24-NOV-2002 17:07:01	Bright	37.500	105	6Bet Ari	2.6450	8900.0	75	3845	No
105	GOM_NL__2PRFIN20021124_171046_000000382011_00284_03845_9523.N1	24-NOV-2002 17:10:46	Bright	38.000	173	4Bet Tri	3.0040	8900.0	76	3845	No
106	GOM_NL__2PRFIN20021124_171234_000000392011_00284_03845_9524.N1	24-NOV-2002 17:12:34	Bright	38.500	79	26Bet Per	2.3100	13100.	77	3845	No
107	GOM_NL__2PRFIN20021124_171501_000000392011_00284_03845_9525.N1	24-NOV-2002 17:15:01	Bright	38.500	175	39Del Per	3.0100	19400.	77	3845	No
108	GOM_NL__2PRFIN20021124_171739_000000392011_00284_03845_9526.N1	24-NOV-2002 17:17:39	Bright	39.000	68	18Alp Cas	2.2250	4500.0	78	3845	No
109	GOM_NL__2PRFIN20021124_171853_000000372011_00284_03845_9527.N1	24-NOV-2002 17:18:53	Bright	37.000	74	11Bet Cas	2.2680	6600.0	74	3845	No
110	GOM_NL__2PRFIN20021124_172601_000000372011_00284_03845_9528.N1	24-NOV-2002 17:26:01	Bright	36.500	49	1Alp UMi	1.9900	6300.0	73	3845	No
111	GOM_NL__2PRFIN20021124_173036_000000382011_00284_03845_9529.N1	24-NOV-2002 17:30:36	Bright	38.000	60	7Bet UMi	2.0810	3950.0	76	3845	No
112	GOM_NL__2PRFIN20021124_173255_000000392011_00284_03845_9530.N1	24-NOV-2002 17:32:55	Bright	39.000	119	14Eta Dra	2.7270	4700.0	78	3845	No
113	GOM_NL__2PRFIN20021124_173449_000000462011_00284_03845_9531.N1	24-NOV-2002 17:34:49	Bright	46.000	82	48Bet UMa	2.3650	10600.	92	3845	No
114	GOM_NL__2PRFIN20021124_173620_000000462011_00284_03845_9532.N1	24-NOV-2002 17:36:20	Bright	45.500	87	64Gam UMa	2.4330	11000.	91	3845	No
115	GOM_NL__2PRFIN20021124_173753_000000382011_00284_03845_9533.N1	24-NOV-2002 17:37:53	Bright	38.000	39	85Eta UMa	1.8540	24000.	76	3845	No
116	GOM_NL__2PRFIN20021124_174039_000000362011_00284_03845_9534.N1	24-NOV-2002 17:40:39	Bright	35.500	180	27Gam Boo	3.0400	8000.0	71	3845	No
117	GOM_NL__2PRFIN20021124_174338_000000372011_00284_03845_9535.N1	24-NOV-2002 17:43:38	Bright	37.000	83		2.3780	11000.	74	3845	No
118	GOM_NL__2PRFIN20021124_174607_000000372011_00284_03845_9536.N1	24-NOV-2002 17:46:07	Bright	36.500	3	16Alp Boo	-0.050000	4250.0	73	3845	No
119	GOM_NL__2PRFIN20021124_174859_000000572011_00284_03845_9537.N1	24-NOV-2002 17:48:59	Bright	57.000	96	68Del Leo	2.5600	9300.0	114	3845	No
120	GOM_NL__2PRFIN20021124_175220_000001232011_00284_03845_9538.N1	24-NOV-2002 17:52:20	Tw_i_and_stray	122.50	51	41Gam1Leo	2.0100	4500.0	245	3845	No
121	GOM_NL__2PRFIN20021124_175916_000001902011_00284_03845_9539.N1	24-NOV-2002 17:59:16	Straylight	190.00	22	32Alp Leo	1.3600	15200.	380	3845	No
122	GOM_NL__2PRFIN20021124_180606_000000402011_00284_03845_9540.N1	24-NOV-2002 18:06:06	Dark	40.000	64	Gam Cen	2.2000	10600.	80	3845	No
123	GOM_NL__2PRFIN20021124_180719_000000402011_00284_03845_9541.N1	24-NOV-2002 18:07:19	Dark	39.500	99	Del Cen	2.5750	26000.	79	3845	No
124	GOM_NL__2PRFIN20021124_180843_000000432011_00284_03845_9542.N1	24-NOV-2002 18:08:43	Dark	43.000	20	Bet Cru	1.2530	30000.	86	3845	No
125	GOM_NL__2PRFIN20021124_180953_000000412011_00285_03846_9510.N1	24-NOV-2002 18:09:53	Dark	41.000	12	Alp1Cru	0.77500	30000.	82	3846	No
126	GOM_NL__2PRFIN20021124_181219_000000392011_00285_03846_9511.N1	24-NOV-2002 18:12:19	Dark	39.000	124	The Car	2.7640	30000.	78	3846	No
127	GOM_NL__2PRFIN20021124_181642_000000472011_00285_03846_9512.N1	24-NOV-2002 18:16:42	Dark	47.000	41	Eps Car	1.8600	4100.0	94	3846	No
128	GOM_NL__2PRFIN20021124_181814_000000532011_00285_03846_9513.N1	24-NOV-2002 18:18:14	Dark	53.000	34	Gam2Vel	1.7930	23000.	106	3846	No
129	GOM_NL__2PRFIN20021124_182209_000000592011_00285_03846_9514.N1	24-NOV-2002 18:22:09	Dark	59.000	2	Alp Car	-0.73600	7000.0	118	3846	No
130	GOM_NL__2PRFIN20021124_182548_000000812011_00285_03846_9515.N1	24-NOV-2002 18:25:48	Dark	80.500	88	31Eta CMa	2.4480	20000.	161	3846	No
131	GOM_NL__2PRFIN20021124_182807_000000892011_00285_03846_9516.N1	24-NOV-2002 18:28:07	Dark	88.500	37	25Del CMa	1.8300	5900.0	177	3846	No
132	GOM_NL__2PRFIN20021124_183455_000001152011_00285_03846_9517.N1	24-NOV-2002 18:34:55	Straylight	115.00	1	9Alp CMa	-1.4400	11000.	230	3846	No
133	GOM_NL__2PRFIN20021124_183859_000000772011_00285_03846_9518.N1	24-NOV-2002 18:38:59	Straylight	76.500	7	19Bet Ori	0.10000	14000.	153	3846	No
134	GOM_NL__2PRFIN20021124_184237_000000742011_00285_03846_9519.N1	24-NOV-2002 18:42:37	Tw_i_and_stray	73.500	30	46Eps Ori	1.6940	30000.	147	3846	No
135	GOM_NL__2PRFIN20021124_184737_000000382011_00285_03846_9520.N1	24-NOV-2002 18:47:37	Bright	37.500	105	6Bet Ari	2.6450	8900.0	75	3846	No
136	GOM_NL__2PRFIN20021124_185123_000000372011_00285_03846_9521.N1	24-NOV-2002 18:51:23	Bright	36.500	173	4Bet Tri	3.0040	8900.0	73	3846	No
137	GOM_NL__2PRFIN20021124_185310_000000392011_00285_03846_9522.N1	24-NOV-2002 18:53:10	Bright	39.000	79	26Bet Per	2.3100	13100.	78	3846	No
138	GOM_NL__2PRFIN20021124_185536_000000402011_00285_03846_9523.N1	24-NOV-2002 18:55:36	Bright	39.500	175	39Del Per	3.0100	19400.	79	3846	No
139	GOM_NL__2PRFIN20021124_185816_000000382011_00285_03846_9524.N1	24-NOV-2002 18:58:16	Bright	38.000	68	18Alp Cas	2.2250	4500.0	76	3846	No
140	GOM_NL__2PRFIN20021124_185930_000000392011_00285_03846_9525.N1	24-NOV-2002 18:59:30	Bright	38.500	74	11Bet Cas	2.2680	6600.0	77	3846	No
141	GOM_NL__2PRFIN20021124_190637_000000382011_00285_03846_9526.N1	24-NOV-2002 19:06:37	Bright	37.500	49	1Alp UMi	1.9900	6300.0	75	3846	No
142	GOM_NL__2PRFIN20021124_191111_000000402011_00285_03846_9527.N1	24-NOV-2002 19:11:11	Bright	40.000	60	7Bet UMi	2.0810	3950.0	80	3846	No
143	GOM_NL__2PRFIN20021124_191332_000000352011_00285_03846_9528.N1	24-NOV-2002 19:13:32	Bright	35.000	119	14Eta Dra	2.7270	4700.0	70	3846	No
144	GOM_NL__2PRFIN20021124_191524_000000472011_00285_03846_9529.N1	24-NOV-2002 19:15:24	Bright	46.500	82	48Bet UMa	2.3650	10600.	93	3846	No
145	GOM_NL__2PRFIN20021124_191657_000000442011_00285_03846_9530.N1	24-NOV-2002 19:16:57	Bright	43.500	87	64Gam UMa	2.4330	11000.	87	3846	No
146	GOM_NL__2PRFIN20021124_191826_000000432011_00285_03846_9531.N1	24-NOV-2002 19:18:26	Bright	42.500	39	85Eta UMa	1.8540	24000.	85	3846	No
147	GOM_NL__2PRFIN20021124_192115_000000362011_00285_03846_9532.N1	24-NOV-2002 19:21:15	Bright	35.500	180	27Gam Boo	3.0400	8000.0	71	3846	No
148	GOM_NL__2PRFIN20021124_192414_000000372011_00285_03846_9533.N1	24-NOV-2002 19:24:14	Bright	36.500	83		2.3780	11000.	73	3846	No
149	GOM_NL__2PRFIN20021124_192644_000000362011_00285_03846_9534.N1	24-NOV-2002 19:26:44	Bright	36.000	3	16Alp Boo	-0.050000	4250.0	72	3846	No
150	GOM_NL__2PRFIN20021124_192935_000000592011_00285_03846_9535.N1	24-NOV-2002 19:29:35	Bright	58.500	96	68Del Leo	2.5600	9300.0	117	3846	No
151	GOM_NL__2PRFIN20021124_193257_000001192011_00285_03846_9536.N1	24-NOV-2002 19:32:57	Tw_i_and_stray	118.50	51	41Gam1Leo	2.0100	4500.0	237	3846	No
152	GOM_NL__2PRFIN20021124_193955_000001802011_00285_03846_9537.N1	24-NOV-2002 19:39:55	Straylight	179.50	22	32Alp Leo	1.3600	15200.	359	3846	No
153	GOM_NL__2PRFIN20021124_194643_000000412011_00285_03846_9538.N1	24-NOV-2002 19:46:43	Dark	41.000	64	Gam Cen	2.2000	10600.	82	3846	No
154	GOM_NL__2PRFIN20021124_194756_000000422011_00285_03846_9539.N1	24-NOV-2002 19:47:56	Dark	41.500	99	Del Cen	2.5750	26000.	83	3846	No
155	GOM_NL__2PRFIN20021124_194919_000000412011_00285_03846_9540.N1	24-NOV-2002 19:49:19	Dark	41.000	20	Bet Cru	1.2530	30000.	82	3846	No
156	GOM_NL__2PRFIN20021124_195029_000000442011_00286_03847_9511.N1	24-NOV-2002 19:50:29	Dark	43.500	12	Alp1Cru	0.77500	30000.	87	3847	No
157	GOM_NL__2PRFIN20021124_195256_000000392011_00286_03847_9512.N1	24-NOV-2002 19:52:56	Dark	39.000	124	The Car	2.7640	30000.	78	3847	No
158	GOM_NL__2PRFIN20021124_195720_000000472011_00286_03847_9513.N1	24-NOV-2002 19:57:20	Dark	46.500	41	Eps Car	1.8600	4100.0	93	3847	No
159	GOM_NL__2PRFIN20021124_195851_000000532011_00286_03847_9514.N1	24-NOV-2002 19:58:51	Dark	52.500	34	Gam2Vel	1.7930	23000.	105	3847	No
160	GOM_NL__2PRFIN20021124_200248_000000592011_00286_03847_9515.N1	24-NOV-2002 20:02:48	Dark	59.000	2	Alp Car	-0.73600	7000.0	118	3847	No

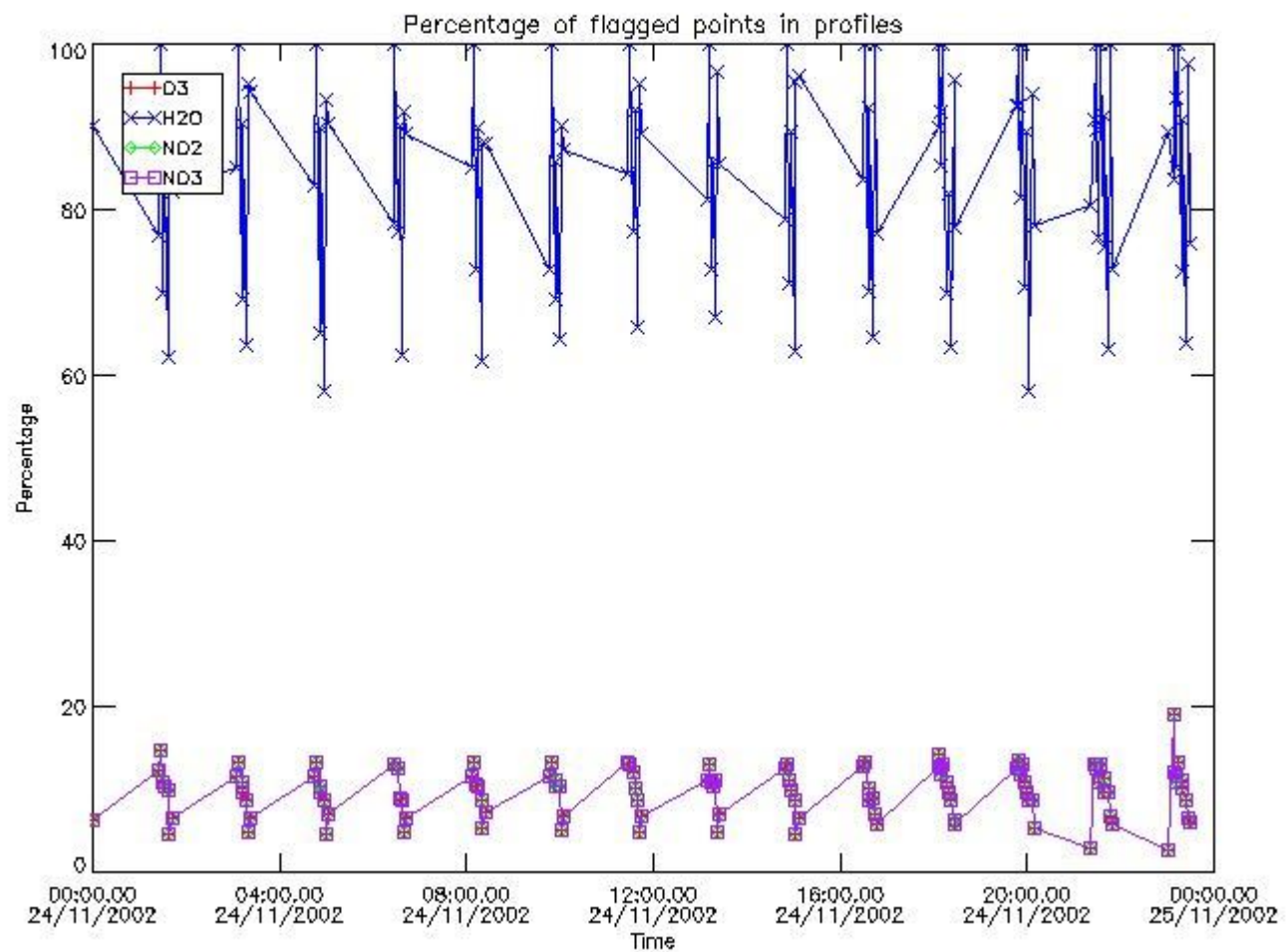
161	GOM_NL__2PRFIN20021124_200625_000000762011_00286_03847_9516.N1	24-NOV-2002 20:06:25	Dark	76.000	88	31Eta CMa	2.4480	20000.	152	3847	No
162	GOM_NL__2PRFIN20021124_200845_000000982011_00286_03847_9517.N1	24-NOV-2002 20:08:45	Dark	98.000	37	25Del CMa	1.8300	5900.0	196	3847	No
163	GOM_NL__2PRFIN20021124_201531_000001392011_00286_03847_9518.N1	24-NOV-2002 20:15:31	Straylight	139.00	1	9Alp CMa	-1.4400	11000.	278	3847	No
164	GOM_NL__2PRFIN20021124_201935_000000702011_00286_03847_9519.N1	24-NOV-2002 20:19:35	Straylight	70.000	7	19Bet Ori	0.10000	14000.	140	3847	No
165	GOM_NL__2PRFIN20021124_202312_000000722011_00286_03847_9520.N1	24-NOV-2002 20:23:12	Tw_i_and_stray	71.500	30	46Eps Ori	1.6940	30000.	143	3847	No
166	GOM_NL__2PRFIN20021124_202813_000000382011_00286_03847_9521.N1	24-NOV-2002 20:28:13	Bright	38.000	105	6Bet Ari	2.6450	8900.0	76	3847	No
167	GOM_NL__2PRFIN20021124_203159_000000362011_00286_03847_9522.N1	24-NOV-2002 20:31:59	Bright	36.000	173	4Bet Tri	3.0040	8900.0	72	3847	No
168	GOM_NL__2PRFIN20021124_203345_000000392011_00286_03847_9523.N1	24-NOV-2002 20:33:45	Bright	38.500	79	26Bet Per	2.3100	13100.	77	3847	No
169	GOM_NL__2PRFIN20021124_203610_000000432011_00286_03847_9524.N1	24-NOV-2002 20:36:10	Bright	42.500	175	39Del Per	3.0100	19400.	85	3847	No
170	GOM_NL__2PRFIN20021124_203852_000000362011_00286_03847_9525.N1	24-NOV-2002 20:38:52	Bright	35.500	68	18Alp Cas	2.2250	4500.0	71	3847	No
171	GOM_NL__2PRFIN20021124_204006_000000362011_00286_03847_9526.N1	24-NOV-2002 20:40:06	Bright	36.000	74	11Bet Cas	2.2680	6600.0	72	3847	No
172	GOM_NL__2PRFIN20021124_204713_000000372011_00286_03847_9527.N1	24-NOV-2002 20:47:13	Bright	36.500	49	1Alp UMi	1.9900	6300.0	73	3847	No
173	GOM_NL__2PRFIN20021124_205147_000000352011_00286_03847_9528.N1	24-NOV-2002 20:51:47	Bright	34.500	60	7Bet UMi	2.0810	3950.0	69	3847	No
174	GOM_NL__2PRFIN20021124_205407_000000392011_00286_03847_9529.N1	24-NOV-2002 20:54:07	Bright	39.000	119	14Eta Dra	2.7270	4700.0	78	3847	No
175	GOM_NL__2PRFIN20021124_205557_000000502011_00286_03847_9530.N1	24-NOV-2002 20:55:57	Bright	50.000	82	48Bet UMa	2.3650	10600.	100	3847	No
176	GOM_NL__2PRFIN20021124_205731_000000472011_00286_03847_9531.N1	24-NOV-2002 20:57:31	Bright	46.500	87	64Gam UMa	2.4330	11000.	93	3847	No
177	GOM_NL__2PRFIN20021124_205904_000000402011_00286_03847_9532.N1	24-NOV-2002 20:59:04	Bright	39.500	39	85Eta UMa	1.8540	24000.	79	3847	No
178	GOM_NL__2PRFIN20021124_210152_000000352011_00286_03847_9533.N1	24-NOV-2002 21:01:52	Bright	34.500	180	27Gam Boo	3.0400	8000.0	69	3847	No
179	GOM_NL__2PRFIN20021124_210450_000000362011_00286_03847_9534.N1	24-NOV-2002 21:04:50	Bright	36.000	83		2.3780	11000.	72	3847	No
180	GOM_NL__2PRFIN20021124_210720_000000372011_00286_03847_9535.N1	24-NOV-2002 21:07:20	Bright	36.500	3	16Alp Boo	-0.050000	4250.0	73	3847	No
181	GOM_NL__2PRFIN20021124_211012_000000602011_00286_03847_9536.N1	24-NOV-2002 21:10:12	Bright	59.500	96	68Del Leo	2.5600	9300.0	119	3847	No
182	GOM_NL__2PRFIN20021124_211335_000001172011_00286_03847_9537.N1	24-NOV-2002 21:13:35	Tw_i_and_stray	116.50	51	41Gam1Leo	2.0100	4500.0	233	3847	No
183	GOM_NL__2PRFIN20021124_212035_000001932011_00286_03847_9538.N1	24-NOV-2002 21:20:35	Dark	192.50	22	32Alp Leo	1.3600	15200.	385	3847	No
184	GOM_NL__2PRFIN20021124_212720_000000392011_00286_03847_9539.N1	24-NOV-2002 21:27:20	Dark	39.000	64	Gam Cen	2.2000	10600.	78	3847	No
185	GOM_NL__2PRFIN20021124_212833_000000412011_00286_03847_9540.N1	24-NOV-2002 21:28:33	Dark	41.000	99	Del Cen	2.5750	26000.	82	3847	No
186	GOM_NL__2PRFIN20021124_212955_000000402011_00286_03847_9541.N1	24-NOV-2002 21:29:55	Dark	39.500	20	Bet Cru	1.2530	30000.	79	3847	No
187	GOM_NL__2PRFIN20021124_213105_000000482011_00287_03848_9530.N1	24-NOV-2002 21:31:05	Dark	47.500	12	Alp1Cru	0.77500	30000.	95	3848	No
188	GOM_NL__2PRFIN20021124_213332_000000392011_00287_03848_9531.N1	24-NOV-2002 21:33:32	Dark	39.000	124	The Car	2.7640	30000.	78	3848	No
189	GOM_NL__2PRFIN20021124_213756_000000452011_00287_03848_9532.N1	24-NOV-2002 21:37:56	Dark	45.000	41	Eps Car	1.8600	4100.0	90	3848	No
190	GOM_NL__2PRFIN20021124_213929_000000532011_00287_03848_9533.N1	24-NOV-2002 21:39:29	Dark	53.000	34	Gam2Vel	1.7930	23000.	106	3848	No
191	GOM_NL__2PRFIN20021124_214322_000000542011_00287_03848_9534.N1	24-NOV-2002 21:43:22	Dark	53.500	2	Alp Car	-0.73600	7000.0	107	3848	No
192	GOM_NL__2PRFIN20021124_214701_000000752011_00287_03848_9535.N1	24-NOV-2002 21:47:01	Dark	75.000	88	31Eta CMa	2.4480	20000.	150	3848	No
193	GOM_NL__2PRFIN20021124_214922_000000902011_00287_03848_9536.N1	24-NOV-2002 21:49:22	Dark	90.000	37	25Del CMa	1.8300	5900.0	180	3848	No
194	GOM_NL__2PRFIN20021124_215607_000001242011_00287_03848_9537.N1	24-NOV-2002 21:56:07	Straylight	124.00	1	9Alp CMa	-1.4400	11000.	248	3848	No
195	GOM_NL__2PRFIN20021124_220010_000000722011_00287_03848_9538.N1	24-NOV-2002 22:00:10	Straylight	72.000	7	19Bet Ori	0.10000	14000.	144	3848	No
196	GOM_NL__2PRFIN20021124_220348_000000802011_00287_03848_9539.N1	24-NOV-2002 22:03:48	Tw_i_and_stray	79.500	30	46Eps Ori	1.6940	30000.	159	3848	No
197	GOM_NL__2PRFIN20021124_220849_000000372011_00287_03848_9540.N1	24-NOV-2002 22:08:49	Bright	37.000	105	6Bet Ari	2.6450	8900.0	74	3848	No
198	GOM_NL__2PRFIN20021124_221235_000000362011_00287_03848_9541.N1	24-NOV-2002 22:12:35	Bright	36.000	173	4Bet Tri	3.0040	8900.0	72	3848	No
199	GOM_NL__2PRFIN20021124_221422_000000392011_00287_03848_9542.N1	24-NOV-2002 22:14:22	Bright	38.500	79	26Bet Per	2.3100	13100.	77	3848	No
200	GOM_NL__2PRFIN20021124_221647_000000412011_00287_03848_9543.N1	24-NOV-2002 22:16:47	Bright	40.500	175	39Del Per	3.0100	19400.	81	3848	No
201	GOM_NL__2PRFIN20021124_221928_000000372011_00287_03848_9544.N1	24-NOV-2002 22:19:28	Bright	37.000	68	18Alp Cas	2.2250	4500.0	74	3848	No
202	GOM_NL__2PRFIN20021124_222042_000000372011_00287_03848_9545.N1	24-NOV-2002 22:20:42	Bright	37.000	74	11Bet Cas	2.2680	6600.0	74	3848	No
203	GOM_NL__2PRFIN20021124_222749_000000382011_00287_03848_9546.N1	24-NOV-2002 22:27:49	Bright	37.500	49	1Alp UMi	1.9900	6300.0	75	3848	No
204	GOM_NL__2PRFIN20021124_223223_000000402011_00287_03848_9547.N1	24-NOV-2002 22:32:23	Bright	39.500	60	7Bet UMi	2.0810	3950.0	79	3848	No
205	GOM_NL__2PRFIN20021124_223444_000000402011_00287_03848_9548.N1	24-NOV-2002 22:34:44	Bright	39.500	119	14Eta Dra	2.7270	4700.0	79	3848	No
206	GOM_NL__2PRFIN20021124_223632_000000492011_00287_03848_9549.N1	24-NOV-2002 22:36:32	Bright	48.500	82	48Bet UMa	2.3650	10600.	97	3848	No
207	GOM_NL__2PRFIN20021124_223809_000000432011_00287_03848_9550.N1	24-NOV-2002 22:38:09	Bright	43.000	87	64Gam UMa	2.4330	11000.	86	3848	No
208	GOM_NL__2PRFIN20021124_223940_000000372011_00287_03848_9551.N1	24-NOV-2002 22:39:40	Bright	36.500	39	85Eta UMa	1.8540	24000.	73	3848	No
209	GOM_NL__2PRFIN20021124_224526_000000352011_00287_03848_9552.N1	24-NOV-2002 22:45:26	Bright	35.000	83		2.3780	11000.	70	3848	No
210	GOM_NL__2PRFIN20021124_224755_000000362011_00287_03848_9553.N1	24-NOV-2002 22:47:55	Bright	36.000	3	16Alp Boo	-0.050000	4250.0	72	3848	No
211	GOM_NL__2PRFIN20021124_225048_000000592011_00287_03848_9554.N1	24-NOV-2002 22:50:48	Bright	59.000	96	68Del Leo	2.5600	9300.0	118	3848	No
212	GOM_NL__2PRFIN20021124_225412_000001272011_00287_03848_9555.N1	24-NOV-2002 22:54:12	Tw_i_and_stray	126.50	51	41Gam1Leo	2.0100	4500.0	253	3848	No
213	GOM_NL__2PRFIN20021124_230114_000001972011_00287_03848_9556.N1	24-NOV-2002 23:01:14	Dark	197.00	22	32Alp Leo	1.3600	15200.	394	3848	No
214	GOM_NL__2PRFIN20021124_230756_000000402011_00287_03848_9557.N1	24-NOV-2002 23:07:56	Dark	40.000	64	Gam Cen	2.2000	10600.	80	3848	No
215	GOM_NL__2PRFIN20021124_230909_000000432011_00287_03848_9558.N1	24-NOV-2002 23:09:09	Dark	42.500	99	Del Cen	2.5750	26000.	85	3848	No
216	GOM_NL__2PRFIN20021124_231031_000000472011_00287_03848_9559.N1	24-NOV-2002 23:10:31	Dark	47.000	20	Bet Cru	1.2530	30000.	94	3848	No
217	GOM_NL__2PRFIN20021124_231141_000000442011_00288_03849_1933.N1	24-NOV-2002 23:11:41	Dark	44.000	12	Alp1Cru	0.77500	30000.	88	3849	No
218	GOM_NL__2PRFIN20021124_231409_000000392011_00288_03849_1934.N1	24-NOV-2002 23:14:09	Dark	38.500	124	The Car	2.7640	30000.	77	3849	No
219	GOM_NL__2PRFIN20021124_231832_000000462011_00288_03849_1935.N1	24-NOV-2002 23:18:32	Dark	46.000	41	Eps Car	1.8600	4100.0	92	3849	No

220	GOM_NL__2PRFIN20021124_232007_000000502011_00288_03849_1936.N1	24-NOV-2002 23:20:07	Dark	50.000	34	Gam2Vel	1.7930	23000.	100	3849	No
221	GOM_NL__2PRFIN20021124_232401_000000592011_00288_03849_1937.N1	24-NOV-2002 23:24:01	Dark	58.500	2	Alp Car	-0.73600	7000.0	117	3849	No
222	GOM_NL__2PRFIN20021124_232739_000000802011_00288_03849_1938.N1	24-NOV-2002 23:27:39	Dark	79.500	88	31Eta CMa	2.4480	20000.	159	3849	No
223	GOM_NL__2PRFIN20021124_232959_000000922011_00288_03849_1939.N1	24-NOV-2002 23:29:59	Dark	91.500	37	25Del CMa	1.8300	5900.0	183	3849	No
224	GOM_NL__2PRFIN20021124_233644_000001342011_00288_03849_1940.N1	24-NOV-2002 23:36:44	Straylight	133.50	1	9Alp CMa	-1.4400	11000.	267	3849	No
225	GOM_NL__2PRFIN20021124_234047_000000682011_00288_03849_1941.N1	24-NOV-2002 23:40:47	Straylight	67.500	7	19Bet Ori	0.10000	14000.	135	3849	No
226	GOM_NL__2PRFIN20021124_234423_000000782011_00288_03849_1942.N1	24-NOV-2002 23:44:23	Twilight_stray	77.500	30	46Eps Ori	1.6940	30000.	155	3849	No
227	GOM_NL__2PRFIN20021124_234925_000000362011_00288_03849_1943.N1	24-NOV-2002 23:49:25	Bright	36.000	105	6Bet Ari	2.6450	8900.0	72	3849	No
228	GOM_NL__2PRFIN20021124_235311_000000362011_00288_03849_1944.N1	24-NOV-2002 23:53:11	Bright	36.000	173	4Bet Tri	3.0040	8900.0	72	3849	No
229	GOM_NL__2PRFIN20021124_235457_000000392011_00288_03849_1945.N1	24-NOV-2002 23:54:57	Bright	39.000	79	26Bet Per	2.3100	13100.	78	3849	No
230	GOM_NL__2PRFIN20021124_235722_000000402011_00288_03849_1946.N1	24-NOV-2002 23:57:22	Bright	40.000	175	39Del Per	3.0100	19400.	80	3849	No

3. Quality information per product

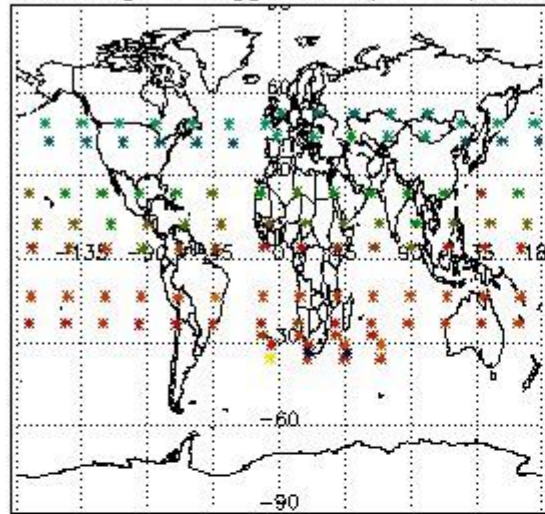
In this section it is plotted some information contained in the Quality Summary data set of the level 2 products. Only products in dark limb conditions and without errors (error flag in the MPH set to "0") are used.

3.1 Plot quality information per product (time dependant)

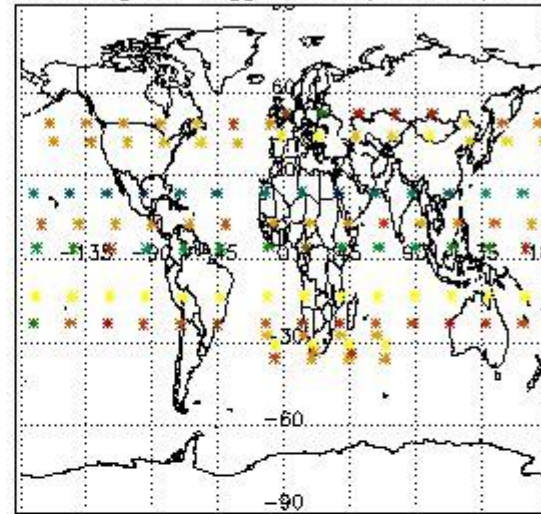


3.2 Plot quality information per product (world map)

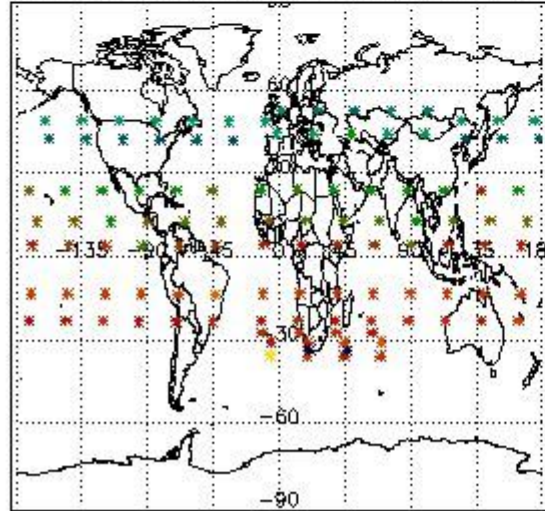
Percentage of flagged data per O3 profile



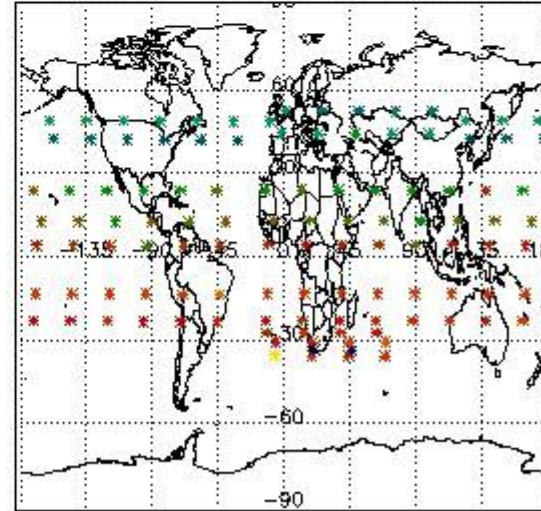
Percentage of flagged data per H2O profile



Percentage of flagged data per NO2 profile



Percentage of flagged data per NO3 profile

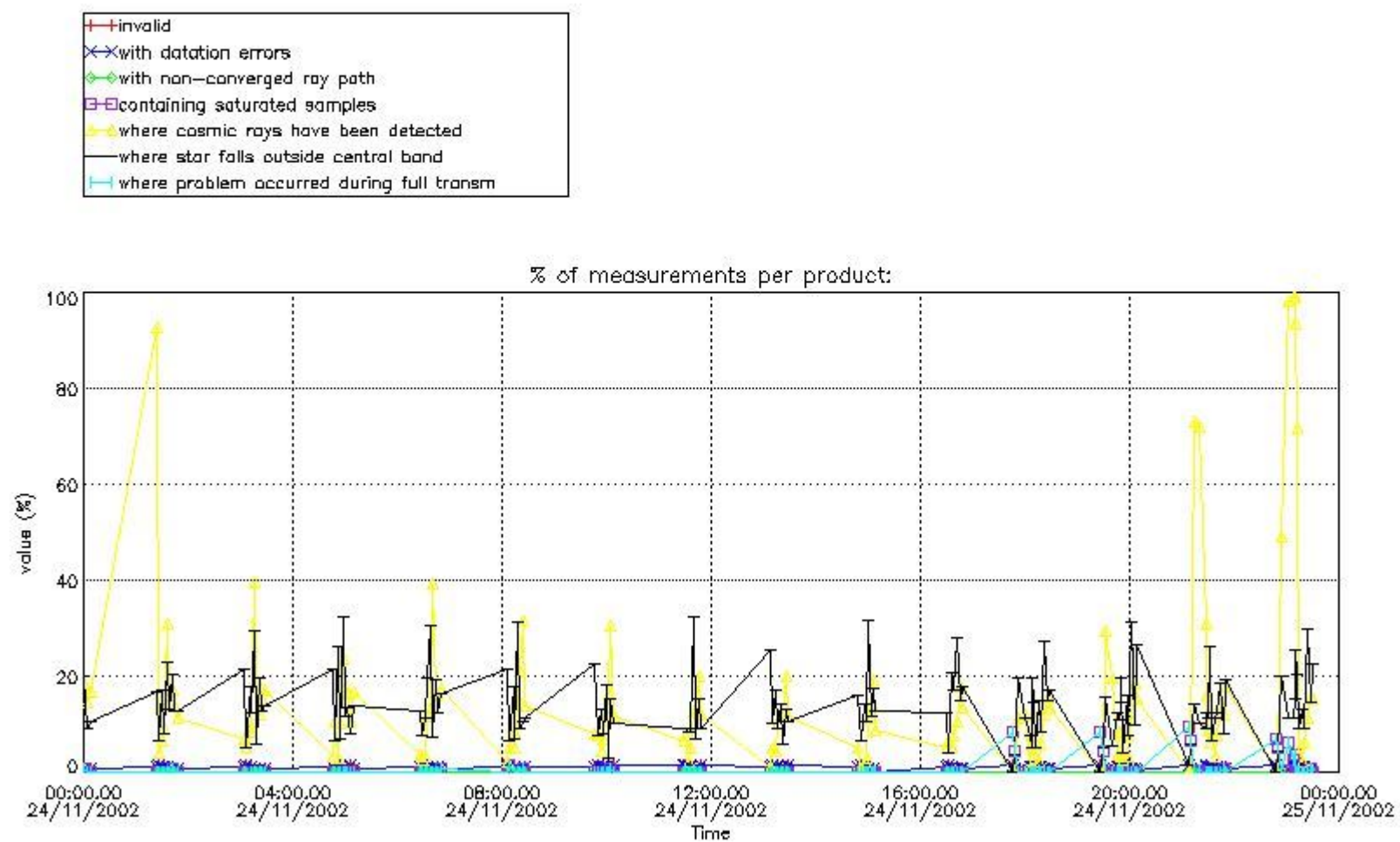


4. Level 1 quality information per product

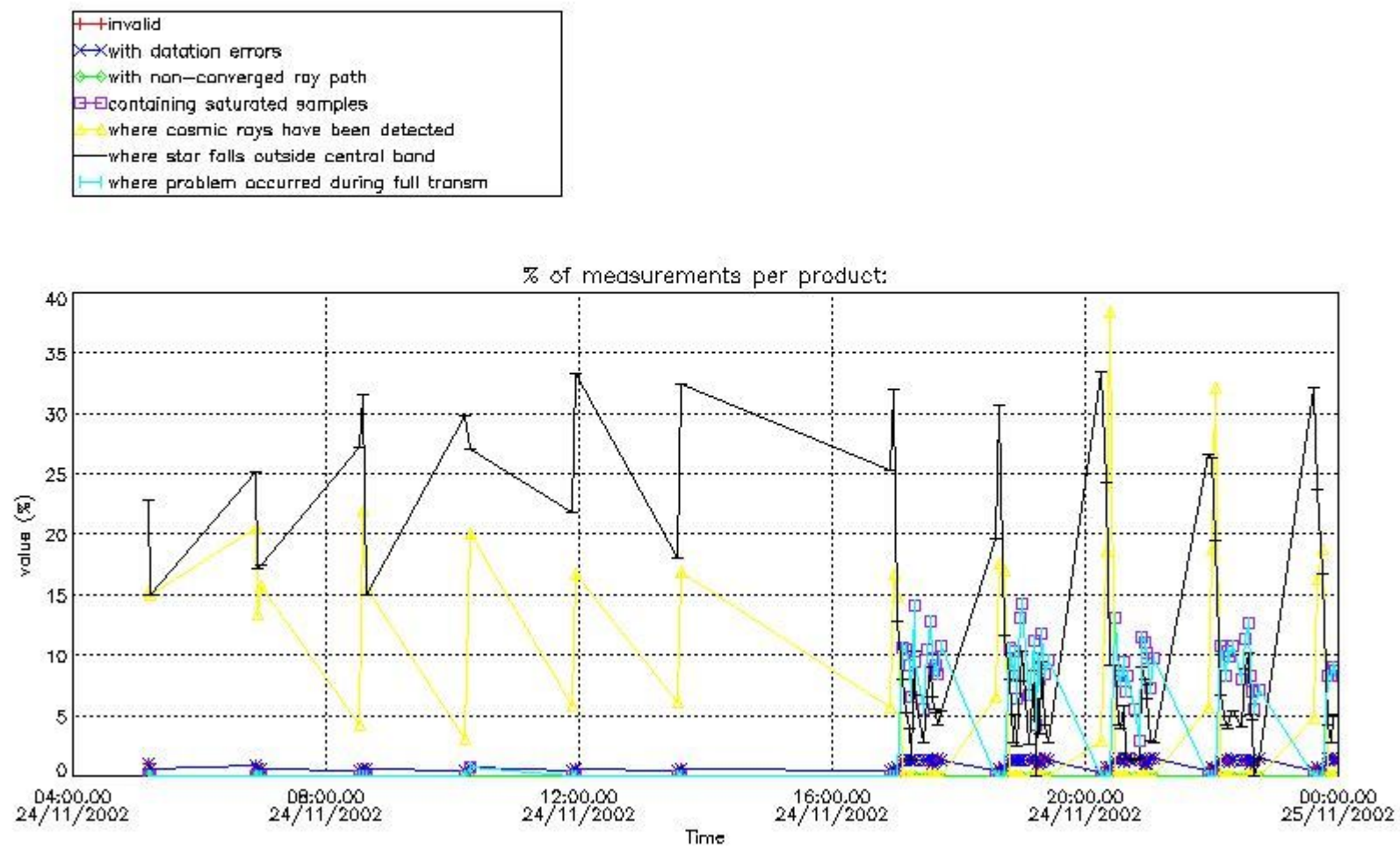
In this section it is plotted some information contained in the Quality Summary data set of the level 2 products that comes from the level 1b processing. Products without errors (error flag in the MPH set to "0") are used.

4.1 Plot quality information per product (time dependant) coming from level 1b processing

4.1.1 Plot level 1 quality information per product (time dependant): ENVISAT ASCENDING passes



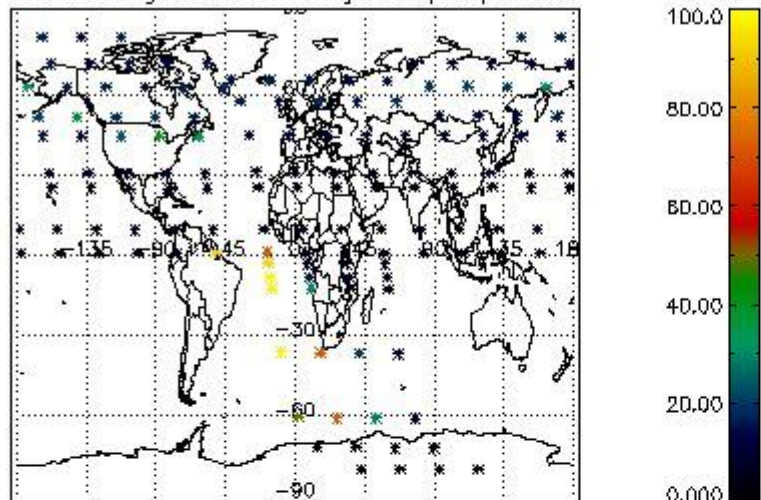
4.1.2 Plot level 1 quality information per product (time dependant): ENVI SAT DESCENDING passes



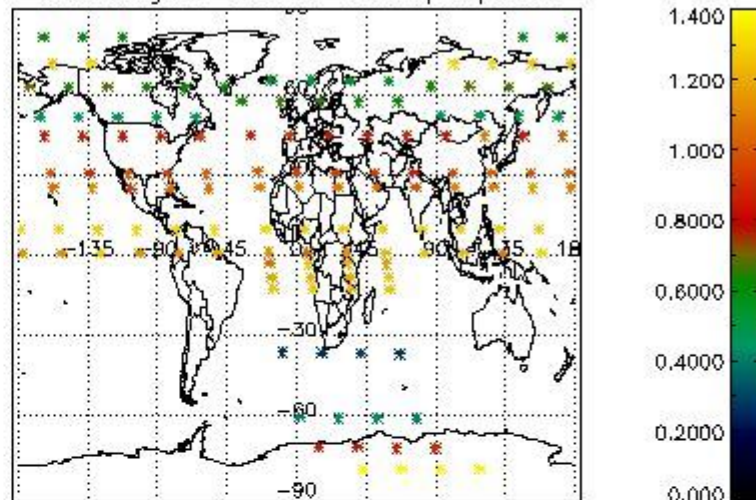
4.2 Plot quality information per product coming from level 1b processing (world map)

4.2.1 Plot level 1 quality information per product (world map): ENVISAT ASCENDING passes

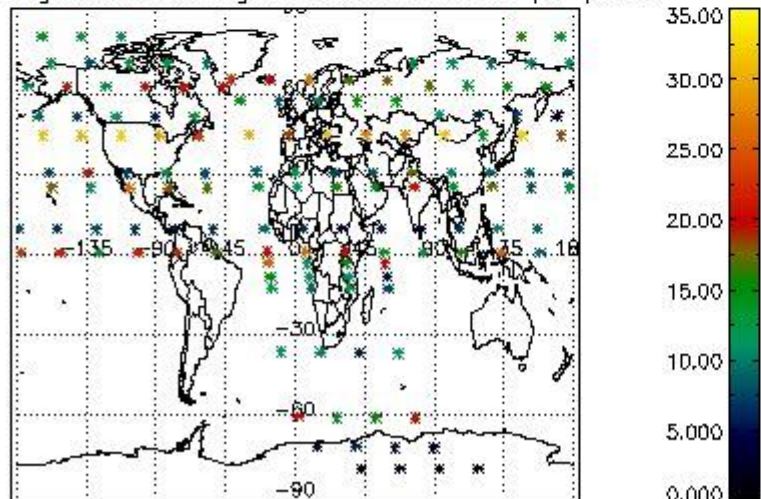
Percentage of cosmic ray hits per profile



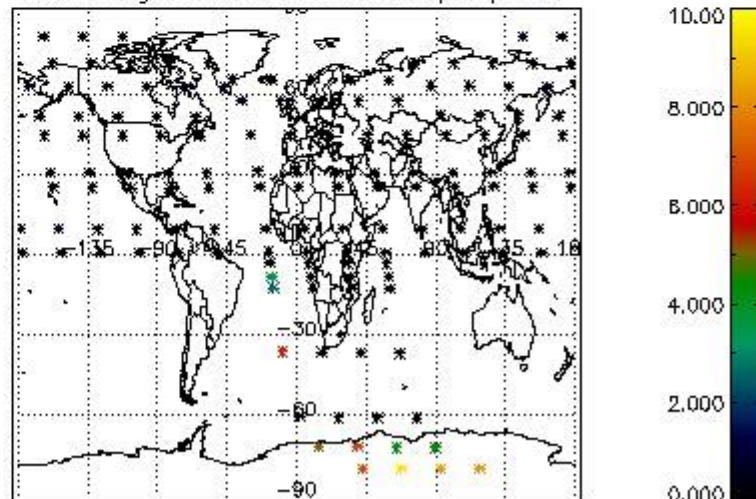
Percentage of datation errors per profile



Percentage of star falling outside central band per profile

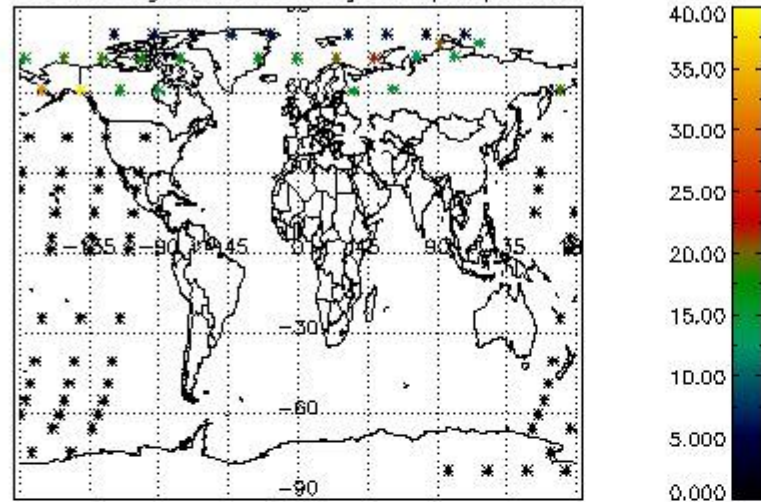


Percentage of saturation errors per profile

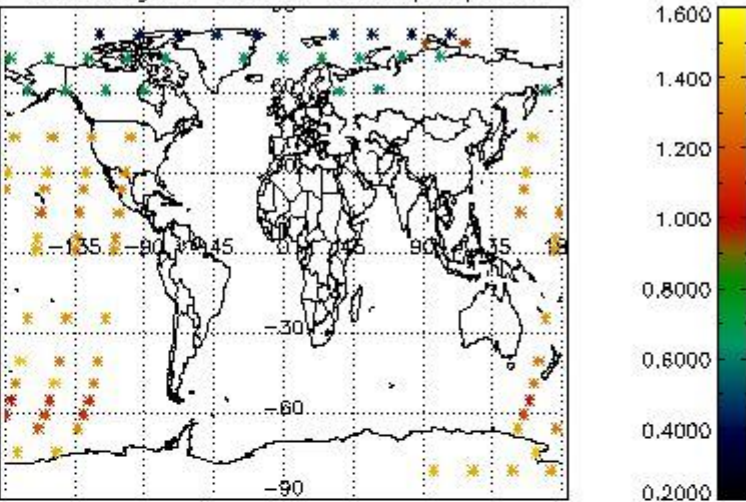


4.2.2 Plot level 1 quality information per product (world map): ENVISAT DESCENDING passes

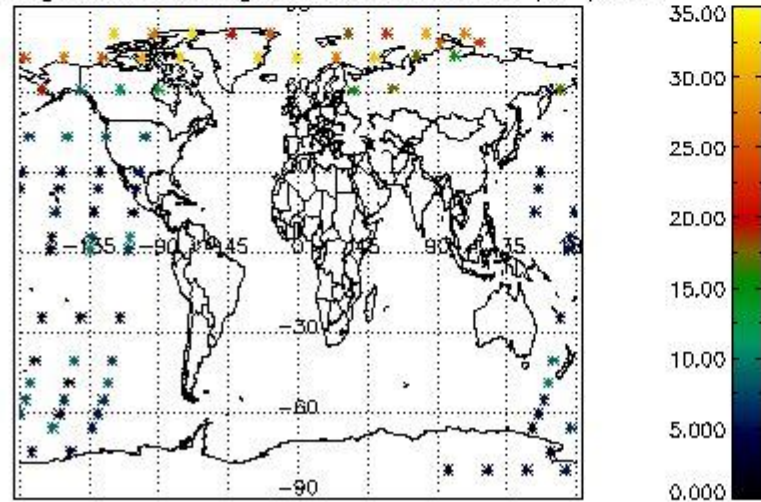
Percentage of cosmic ray hits per profile



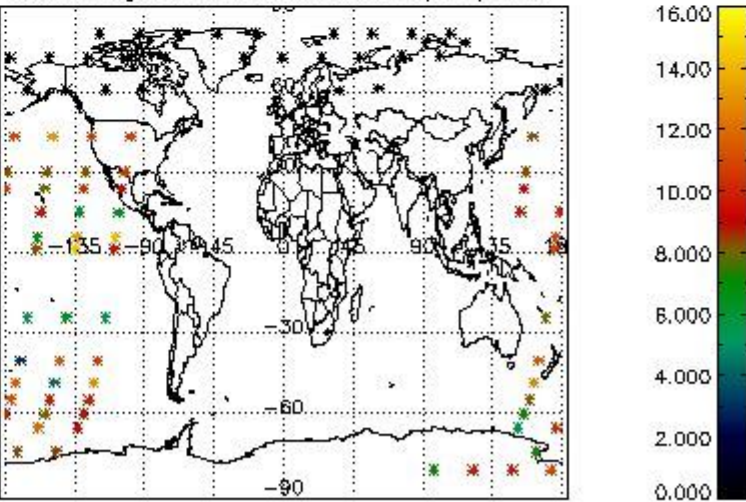
Percentage of datation errors per profile



Percentage of star falling outside central band per profile



Percentage of saturation errors per profile



5. Trace gas profiles

5.1 Ozone statistics based on quality of products

The final quality of the products can be "measured" using the STD (Standard Deviation) attached to every point profile. This information is written to the parameter GOM_NL__2P/NL_LOCAL_SPECIES_DENSITY/o3_std of the level 2 products. The table below shows the statistics for given STD ranges.

The statistics are given with respect to the overall valid production:

- Products without fatal errors: GOM_NL__2P/MPH/PRODUCT_ERR=0
- Valid point profile: GOM_NL__2P/NL_LOCAL_SPECIES_DENSITY/pcd(0)=0

The 'Criteria' is applied to valid points of dark limb products:

- Products in dark limb illumination condition: GOM_NL__2P/NL_SUMMARY_QUALITY/obs_ill_cond=0
- Products without fatal errors: GOM_NL__2P/MPH/PRODUCT_ERR=0
- Valid point profile: GOM_NL__2P/NL_LOCAL_SPECIES_DENSITY/pcd(0)=0

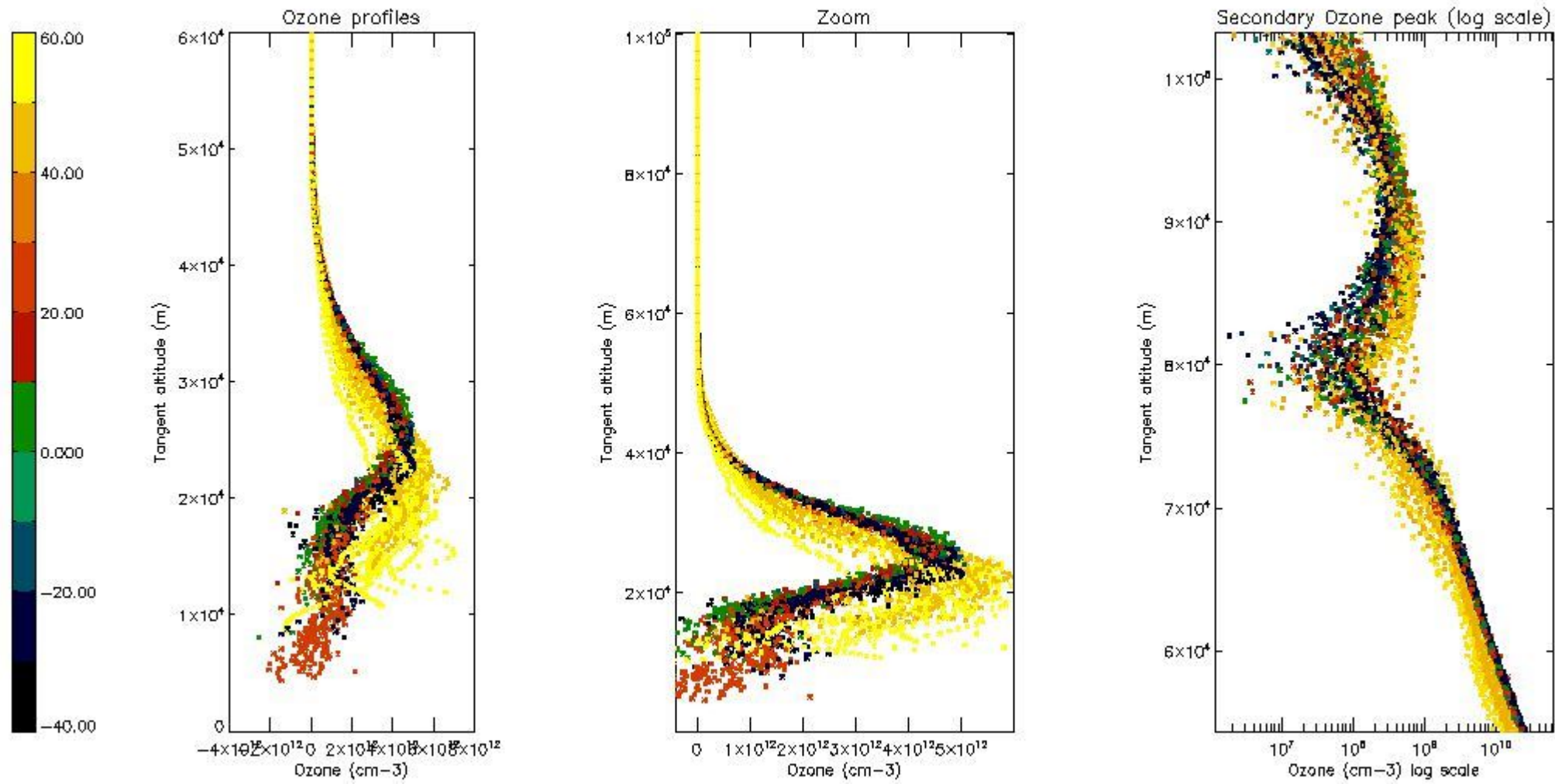
So, the table below shows the percentage of dark limb and valid observations for each criteria with respect to the overall valid daily observations.

Criteria	% of total production
All STD	50
STD < 20	34

STD < 10	31
STD < 5	26

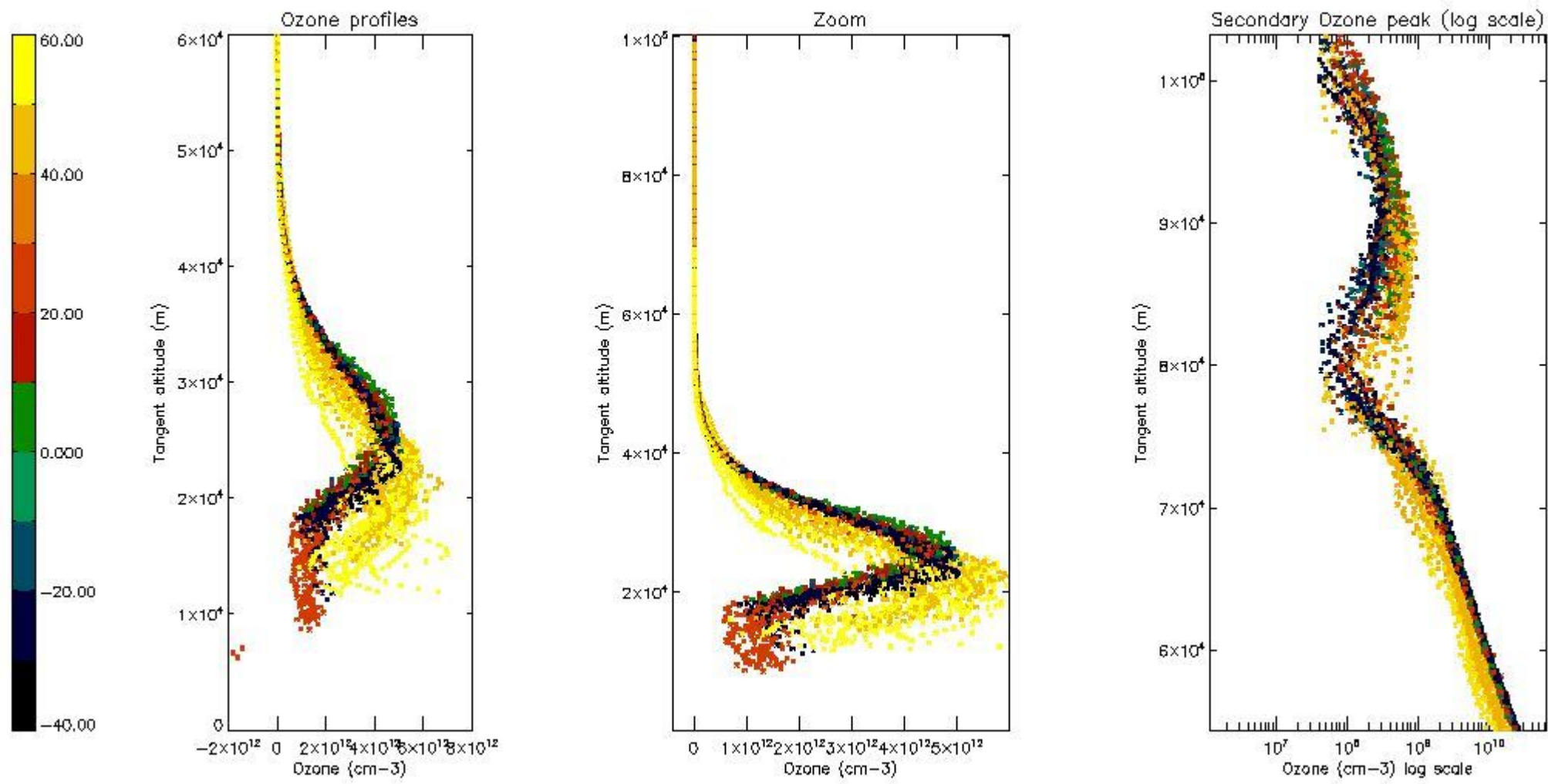
5.2 Plot ozone profiles for all STD (dark without errors)

The colorbar represents the latitude.



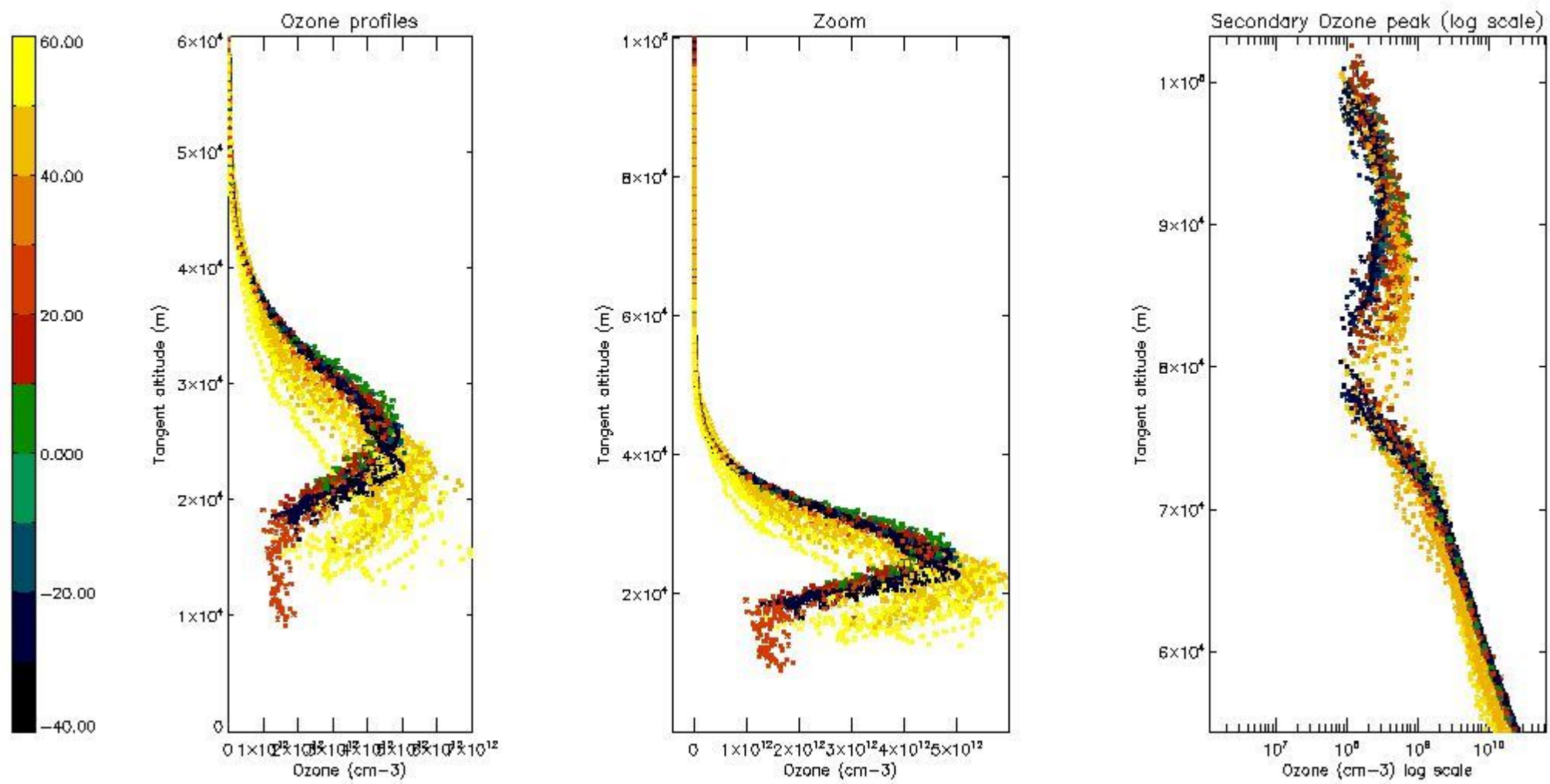
5.3 Plot ozone profiles where STD < 20% (dark without errors)

The colorbar represents the latitude.



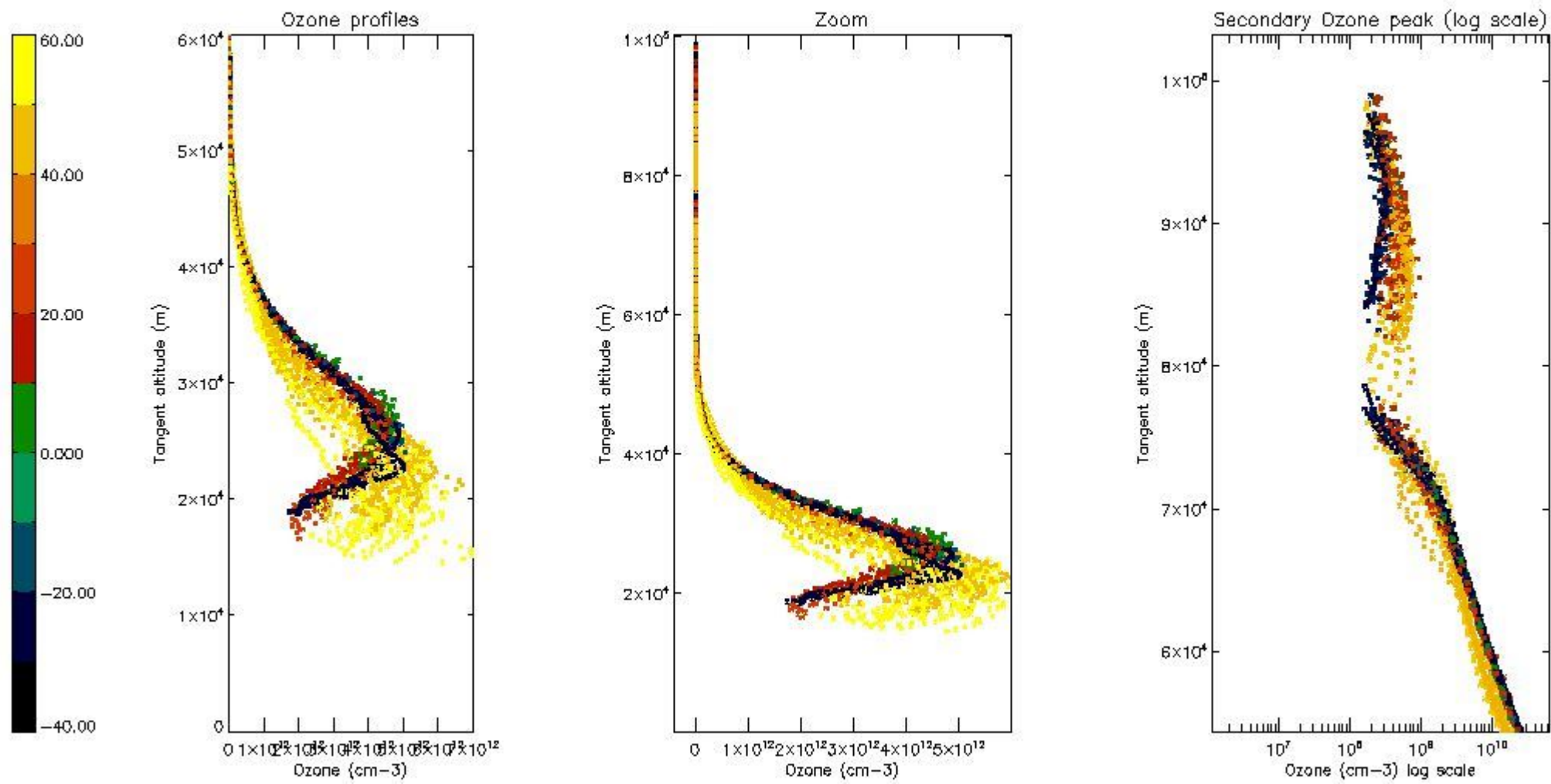
5.4 Plot ozone profiles where STD < 10% (dark without errors)

The colorbar represents the latitude.



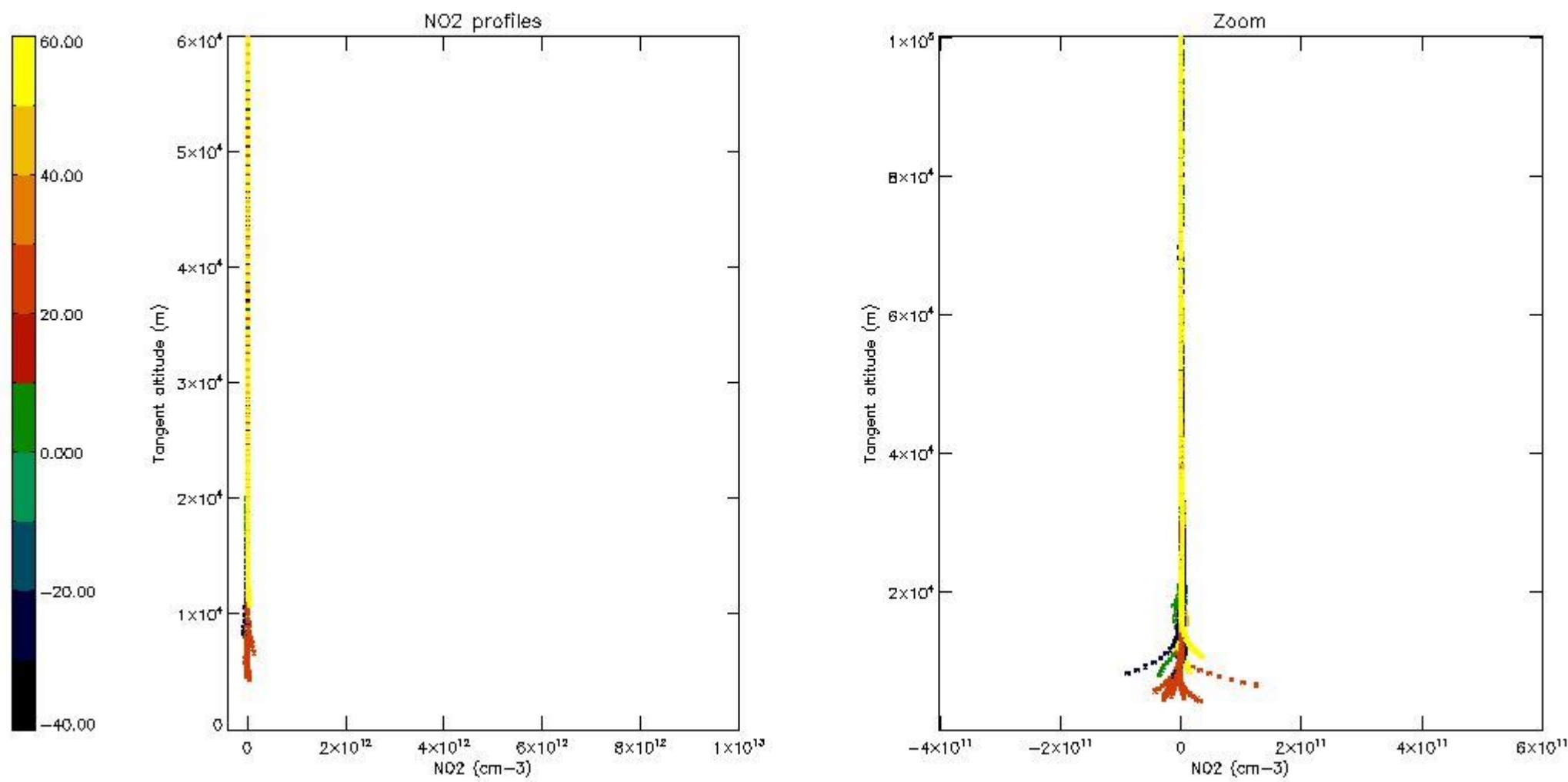
5.5 Plot ozone profiles where STD < 5% (dark without errors)

The colorbar represents the latitude.



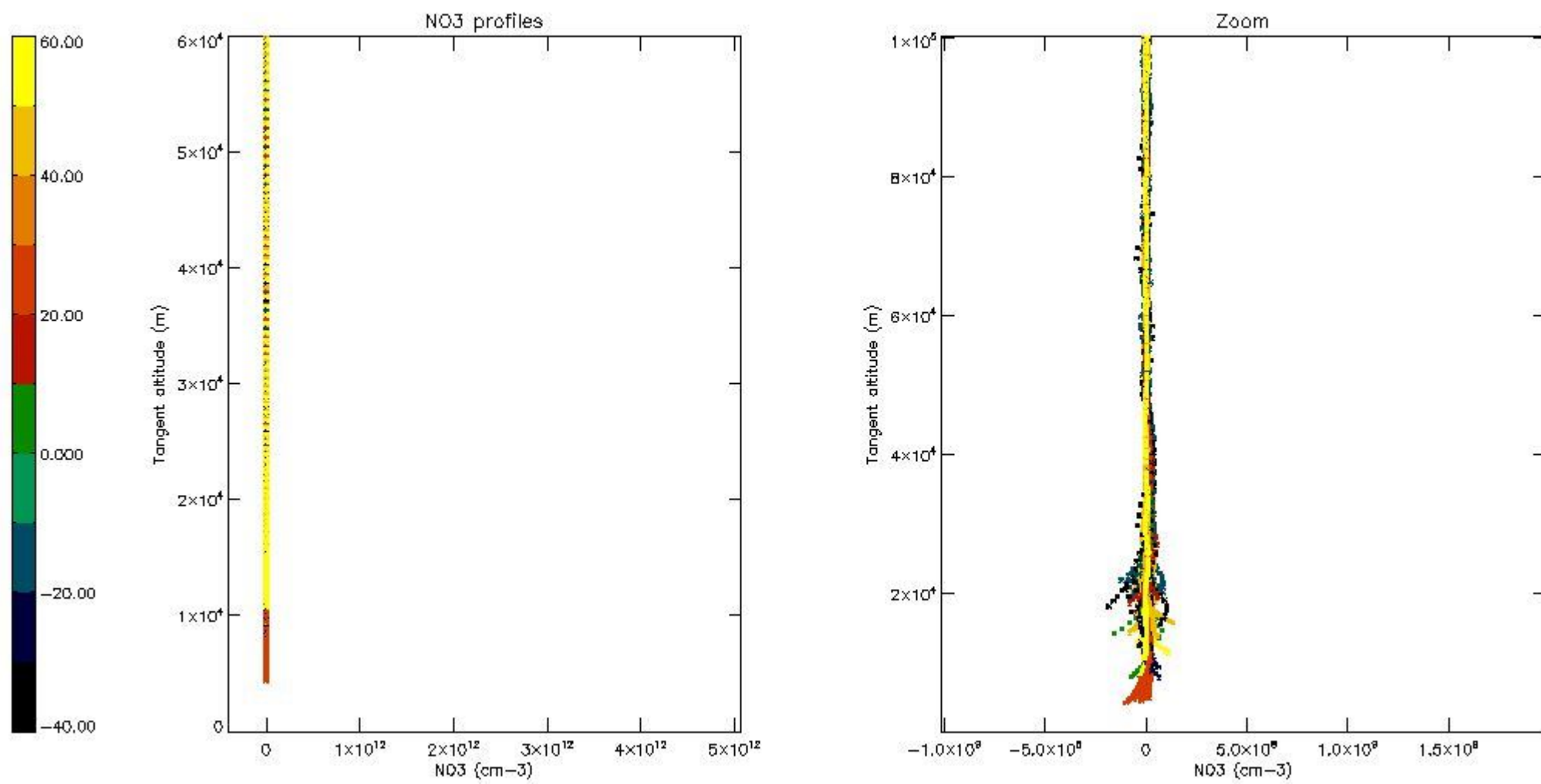
5.6 Plot NO₂ profiles for all STD (dark without errors)

The colorbar represents the latitude.



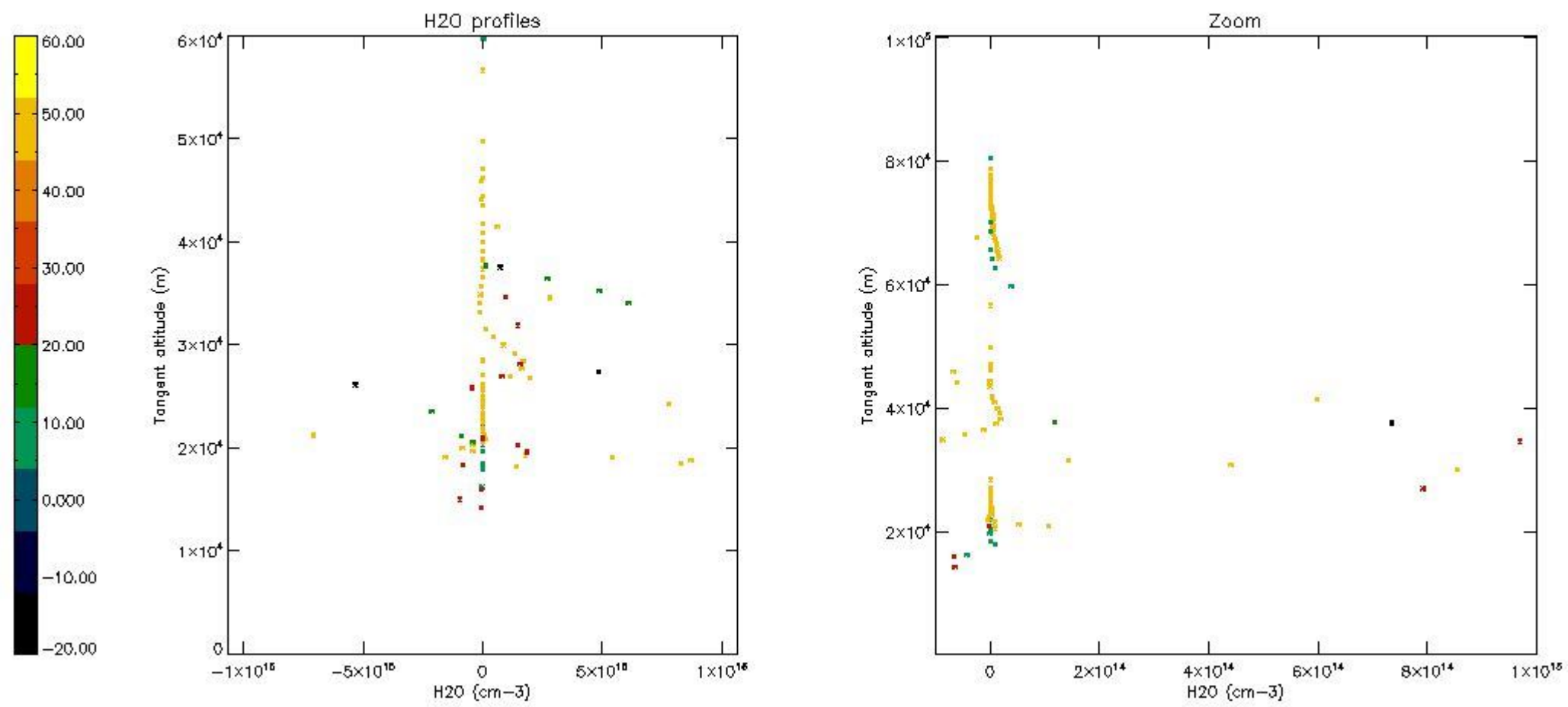
5.7 Plot NO3 profiles for all STD (dark without errors)

The colorbar represents the latitude.



5.8 Plot H2O profiles for all STD (only for occultations of stars 1,2,3,4,13,14,16,26,63 dark without errors)

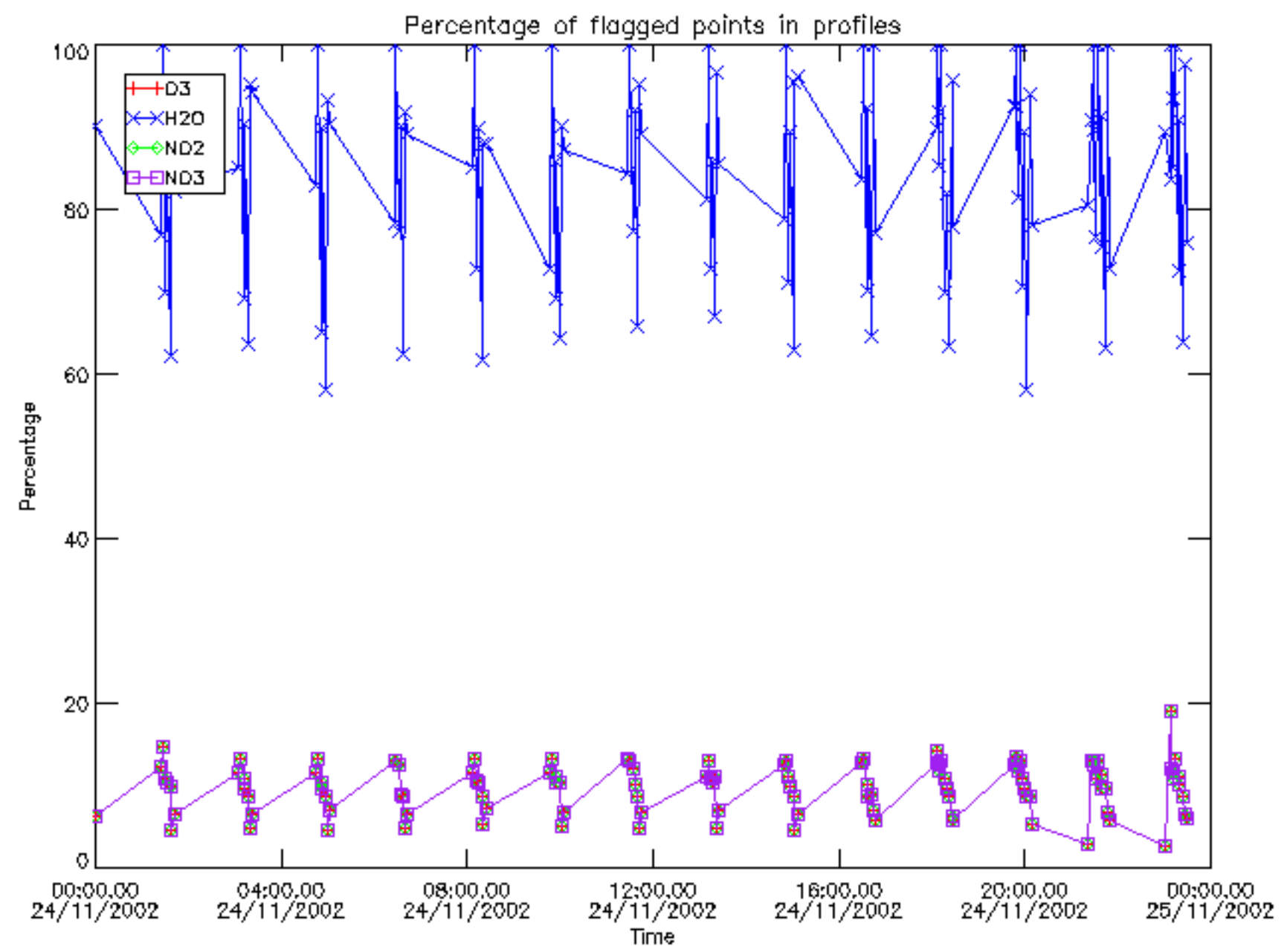
The colorbar represents the latitude.



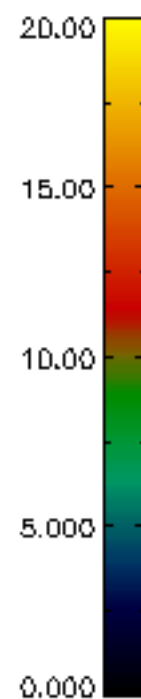
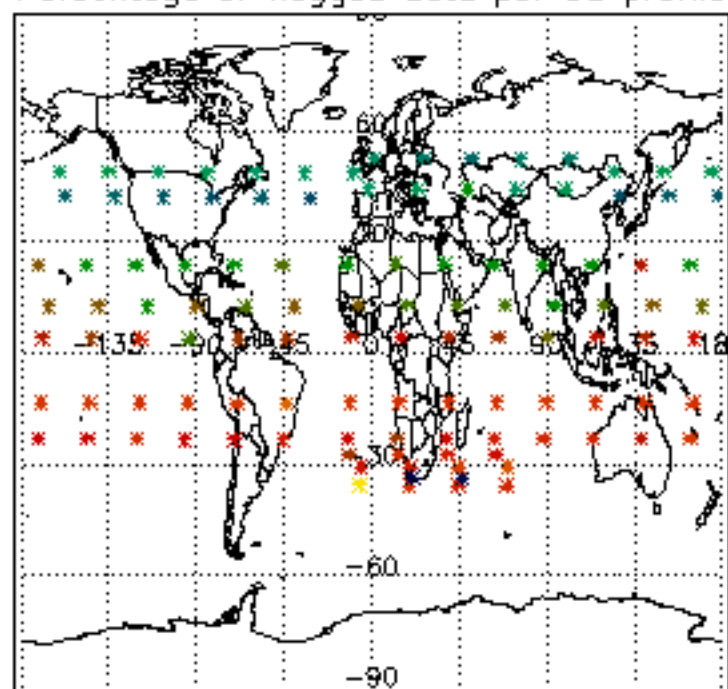
6. Auxiliary Data Files used for the production reported in section 2

The number reported in the third column indicates since which file (see list in section 2) the corresponding auxiliary file has been used. The fourth column is the date of those product files.

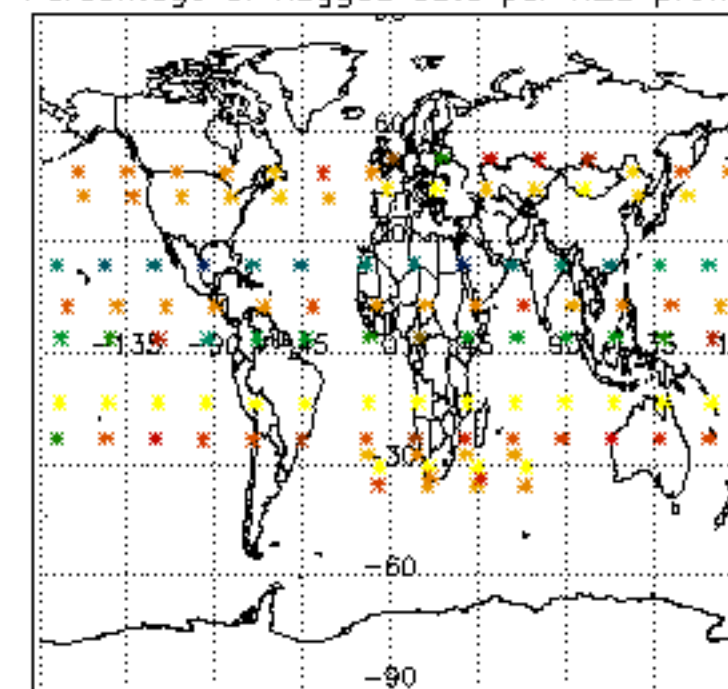
Type	Auxiliary Filename	Used since product	Used since product date
INST_PHYS_CHARACTERISTICS	GOM_INS_AXNIEC20050627_150440_20020301_000000_20100101_000000	1	24-NOV-2002 00:00:45
LEVEL-2_PROC_CONFIG	GOM_PR2_AXVIEC20091111_152718_20020301_000000_20500101_000000	1	24-NOV-2002 00:00:45
CROSS_SECTIONS_FILE	GOM_CRS_AXVIEC20091111_154832_20020301_000000_20500101_000000	1	24-NOV-2002 00:00:45



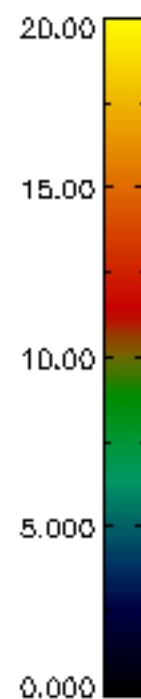
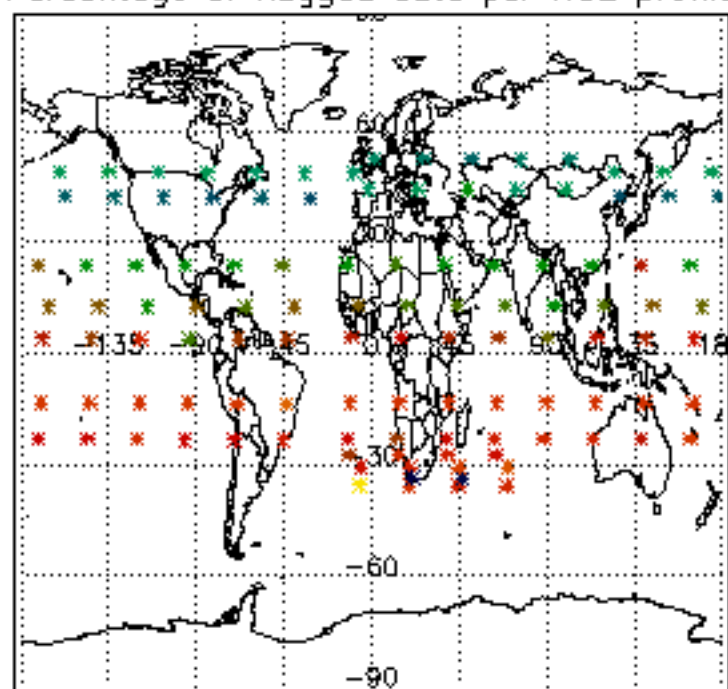
Percentage of flagged data per D3 profile



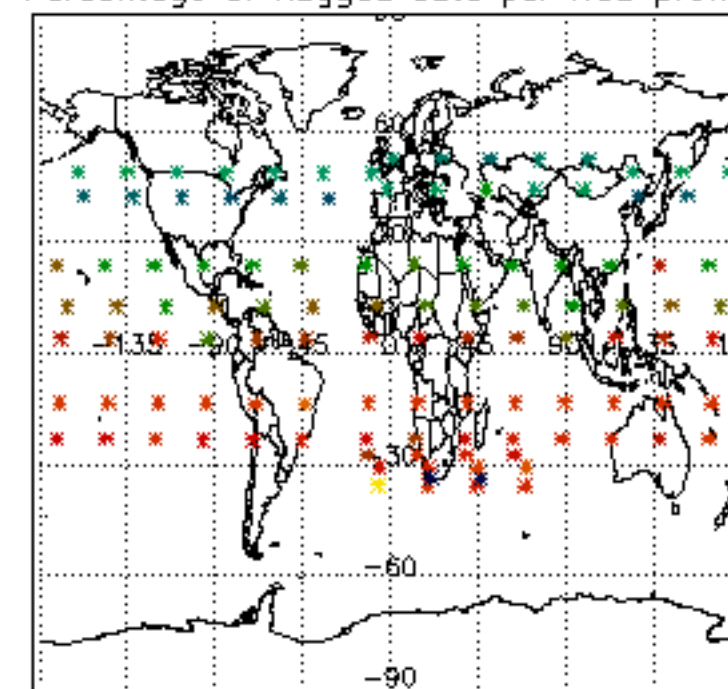
Percentage of flagged data per H2O profile

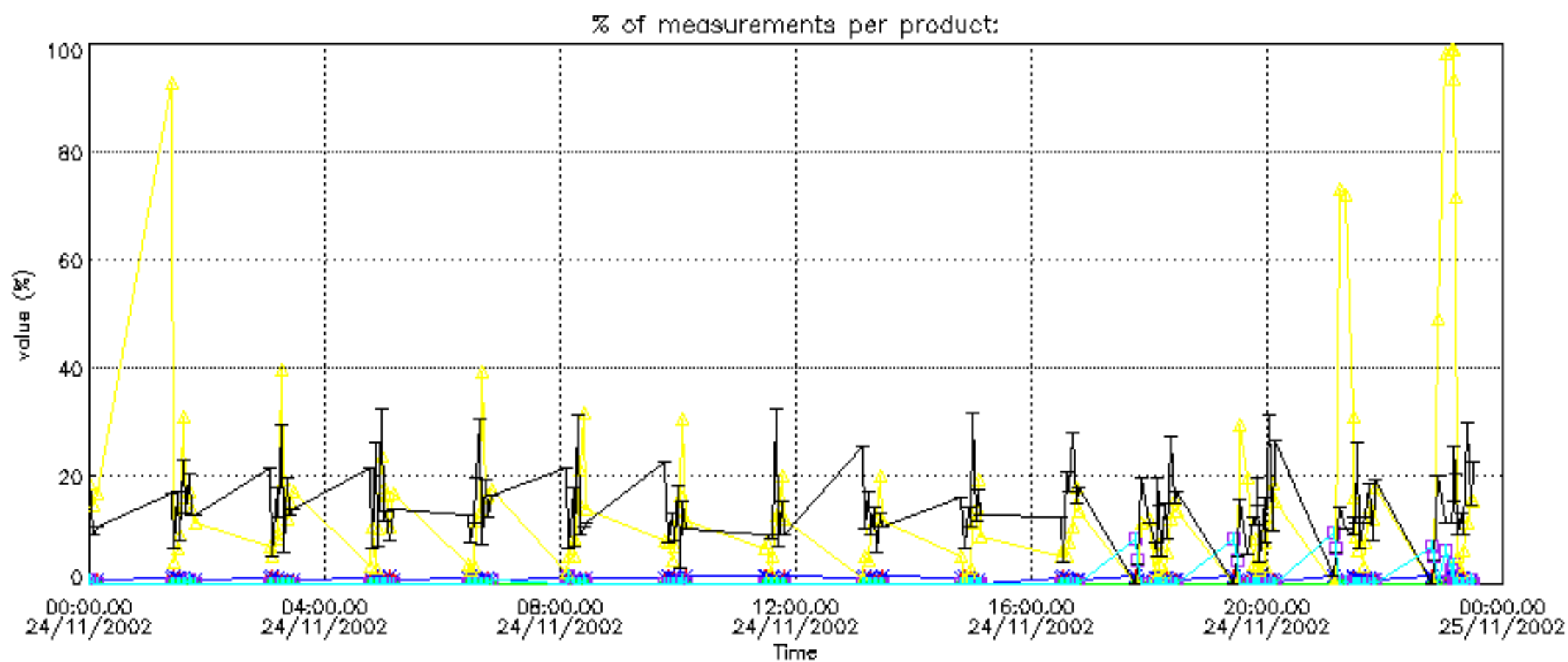


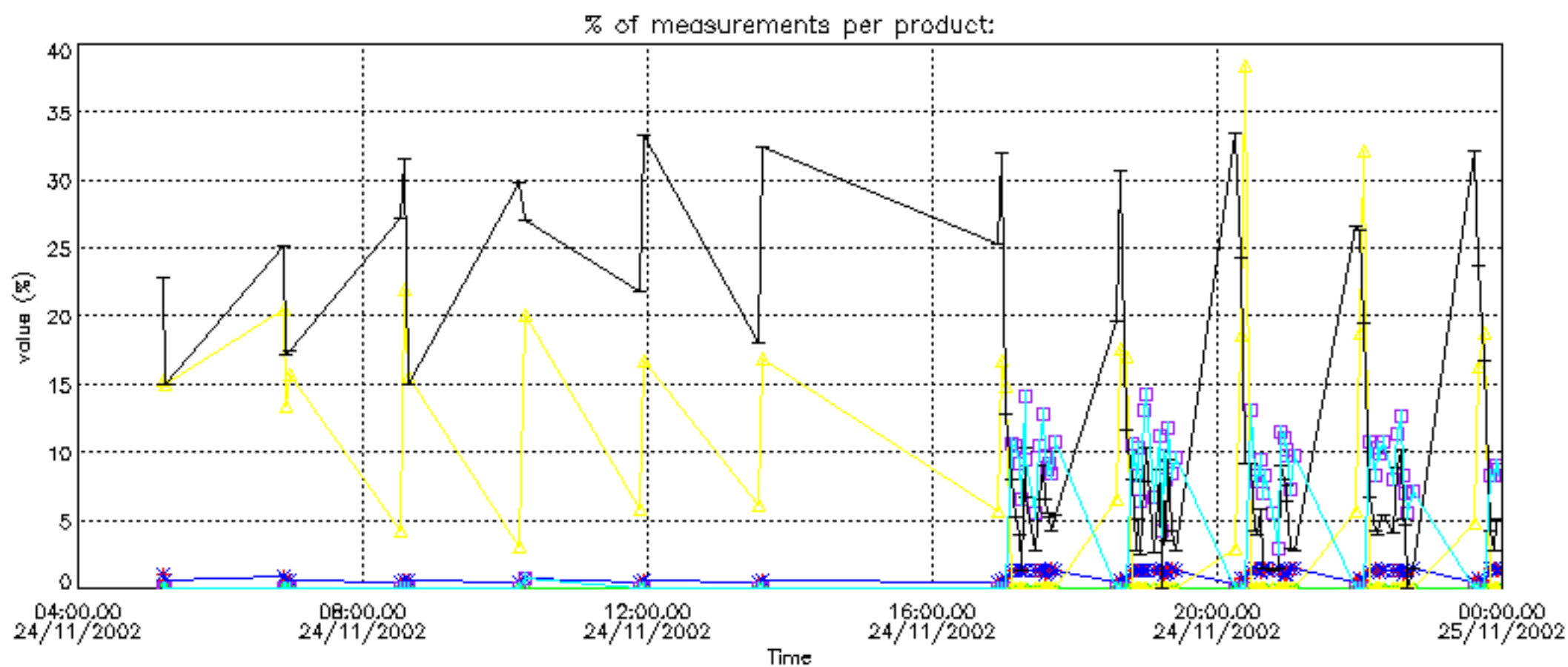
Percentage of flagged data per NO2 profile



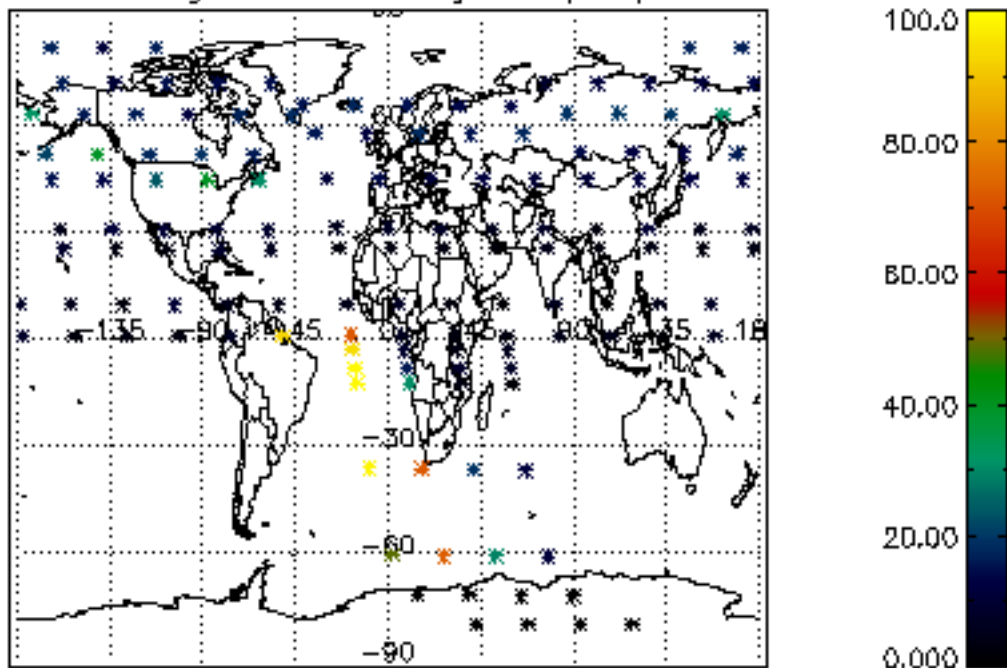
Percentage of flagged data per NO3 profile



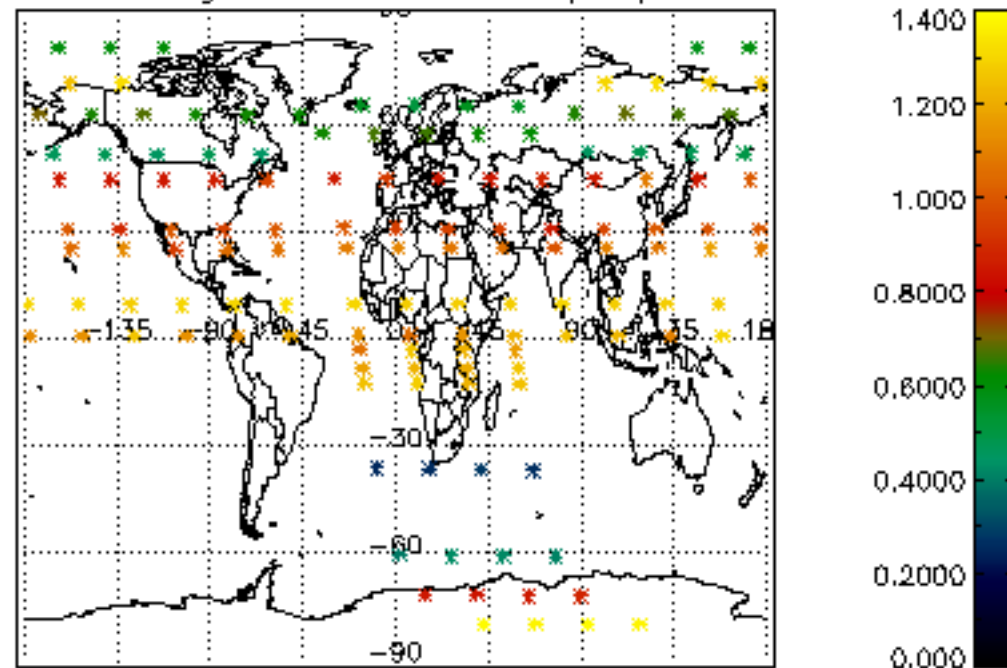




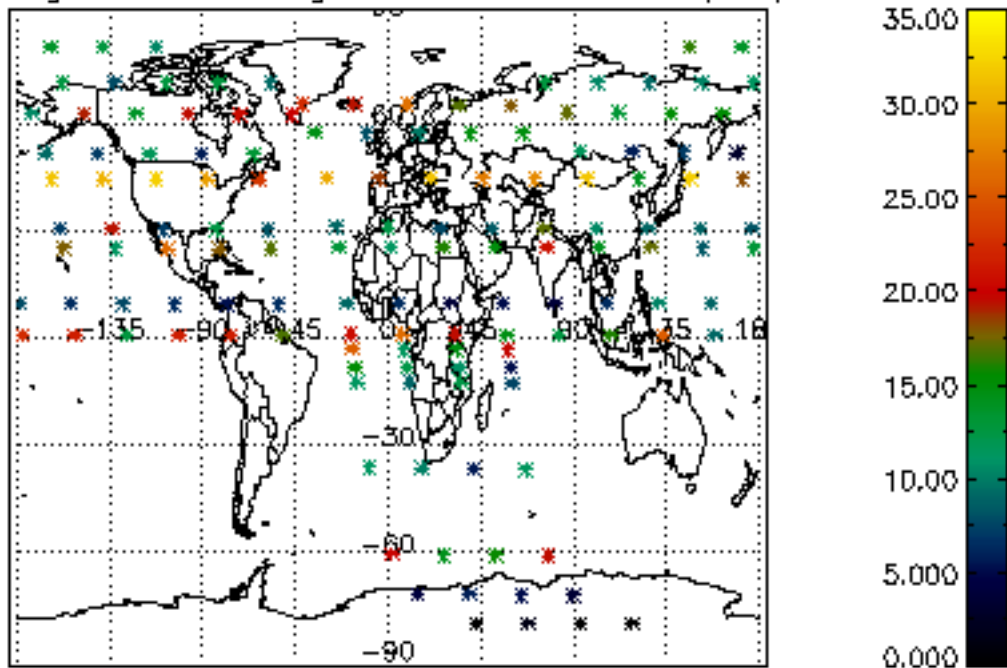
Percentage of cosmic ray hits per profile



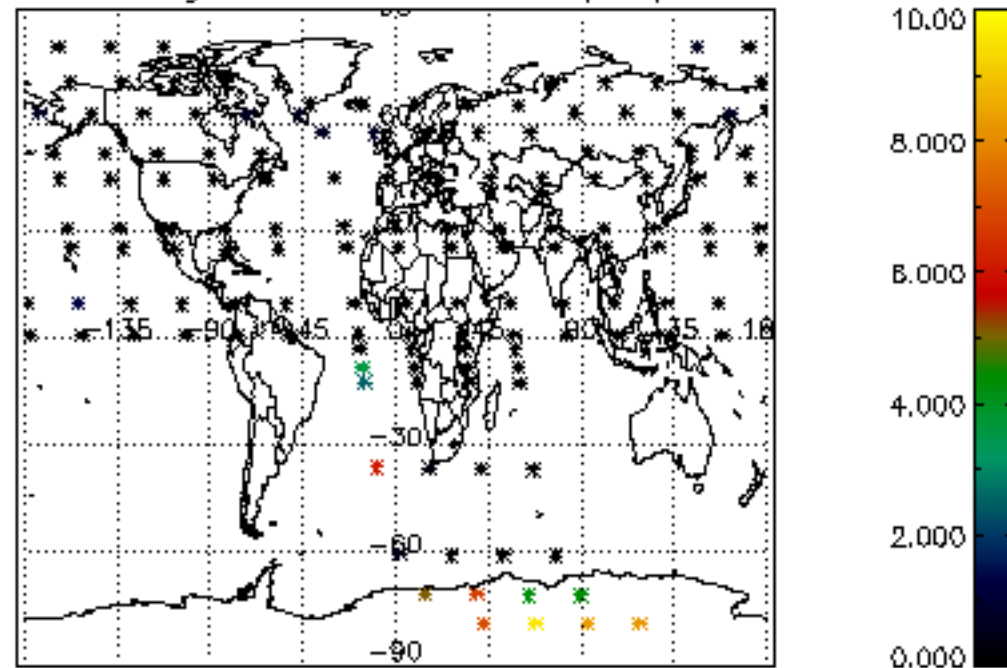
Percentage of datation errors per profile



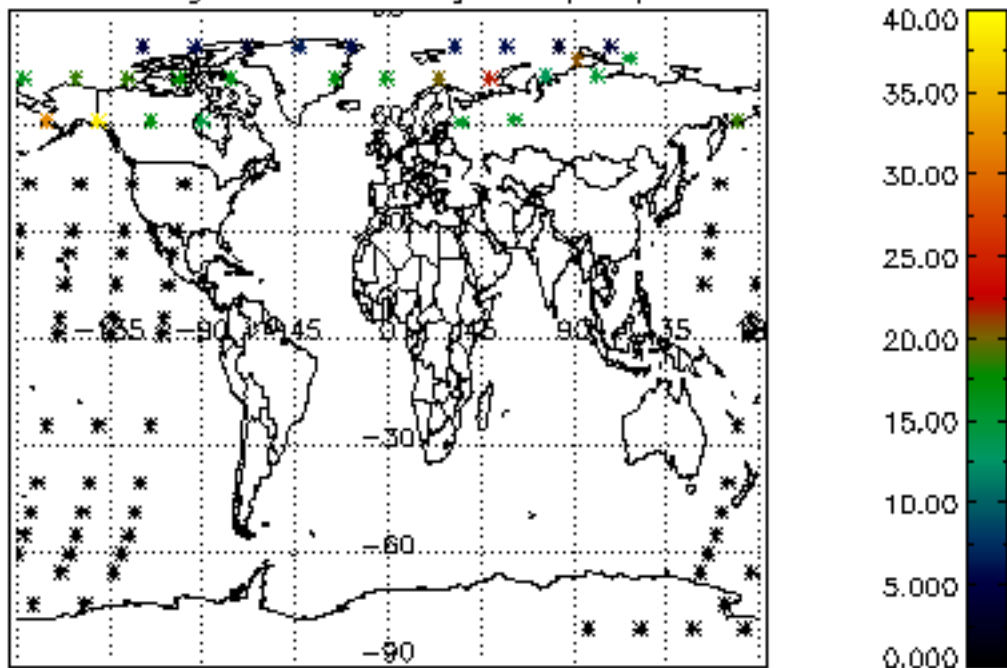
Percentage of star falling outside central band per profile



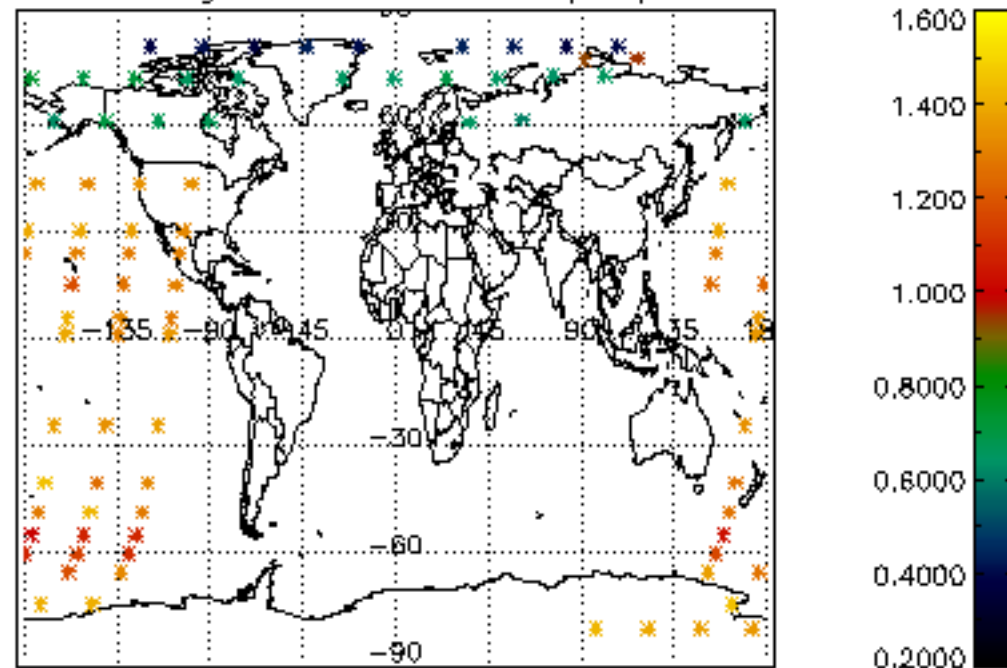
Percentage of saturation errors per profile



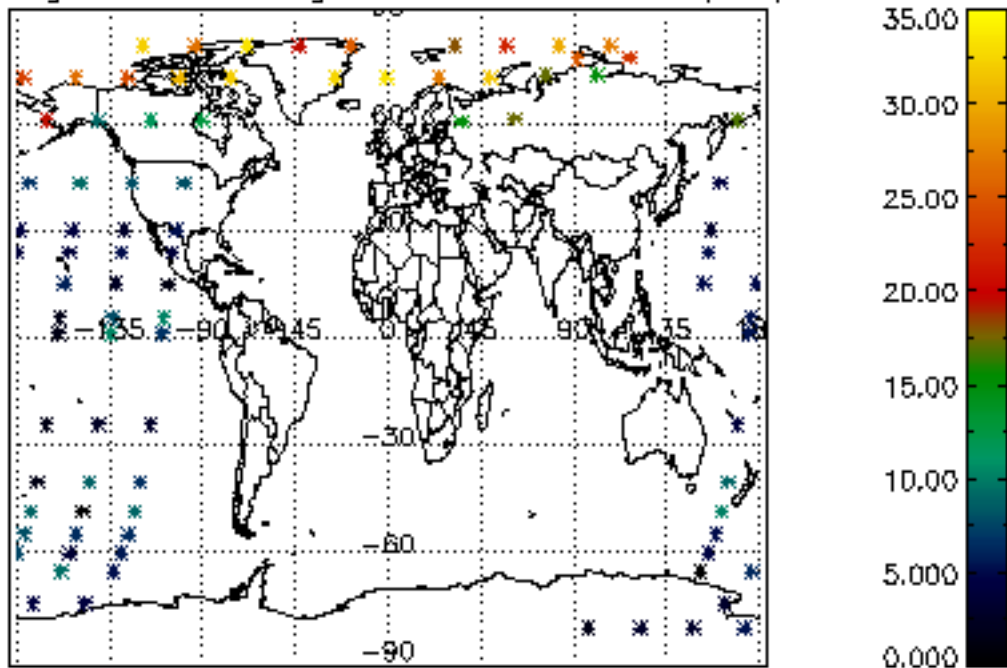
Percentage of cosmic ray hits per profile



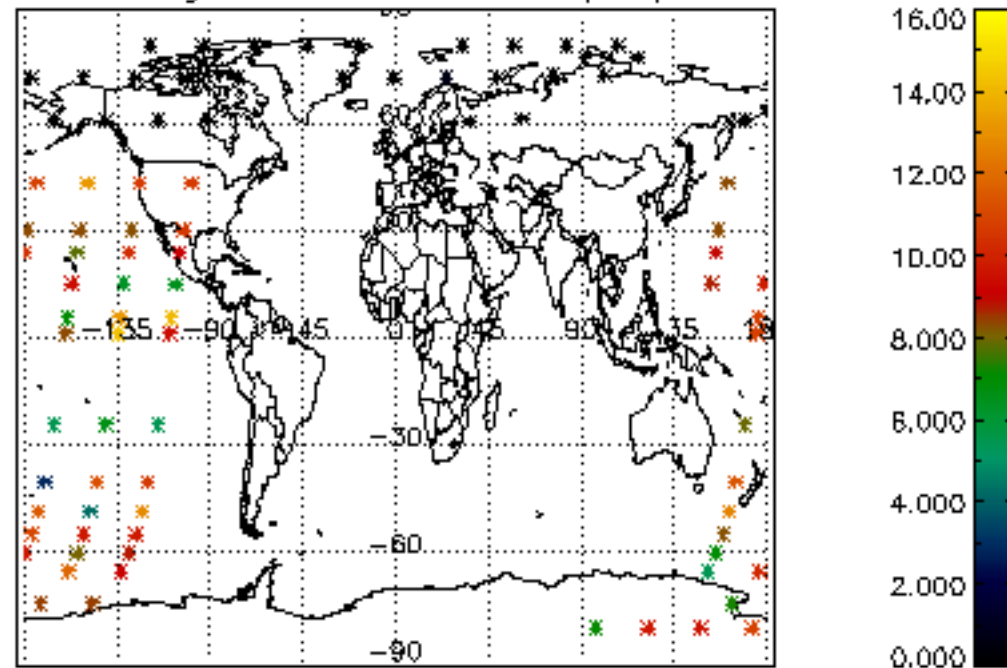
Percentage of datation errors per profile

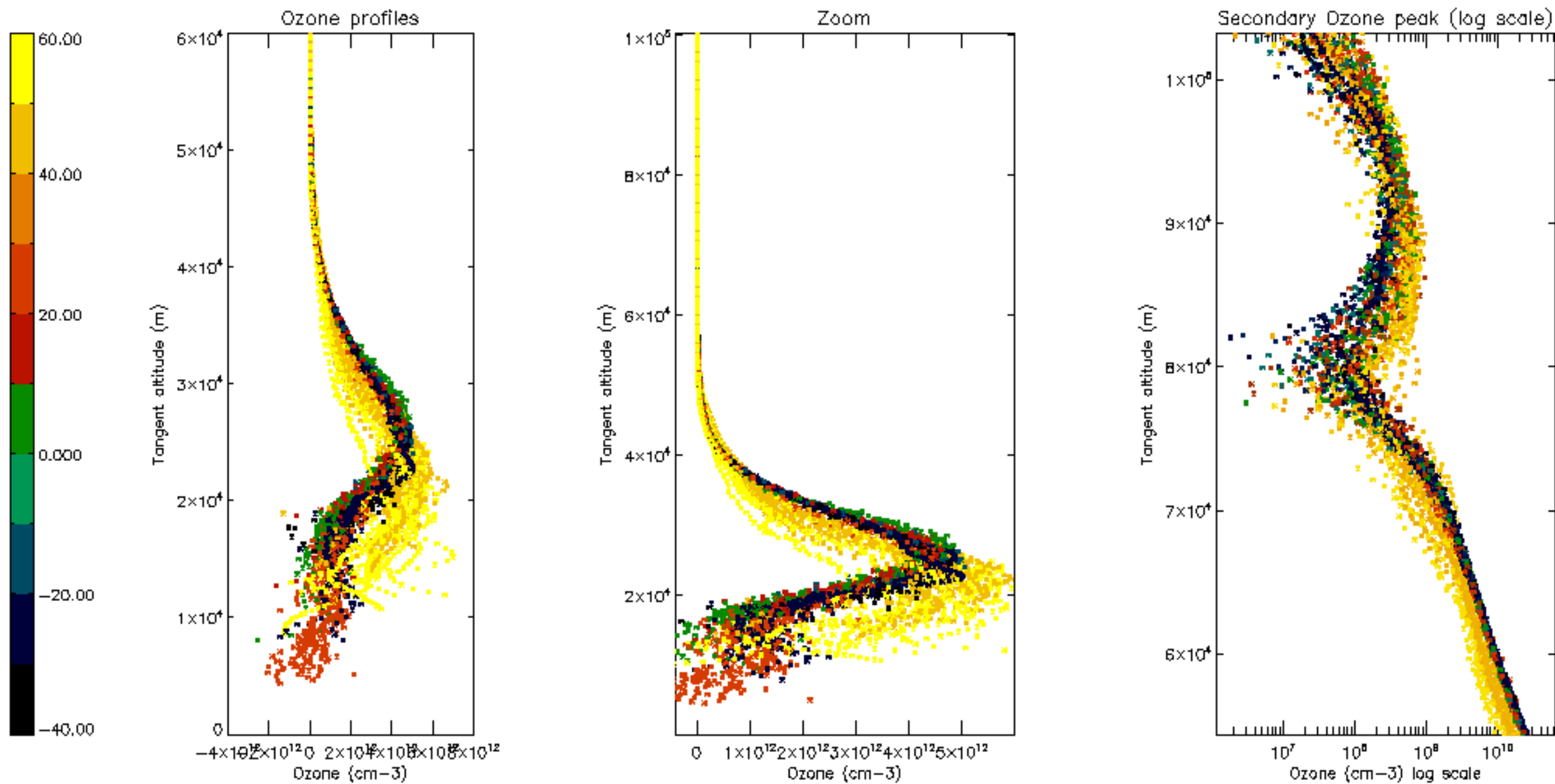


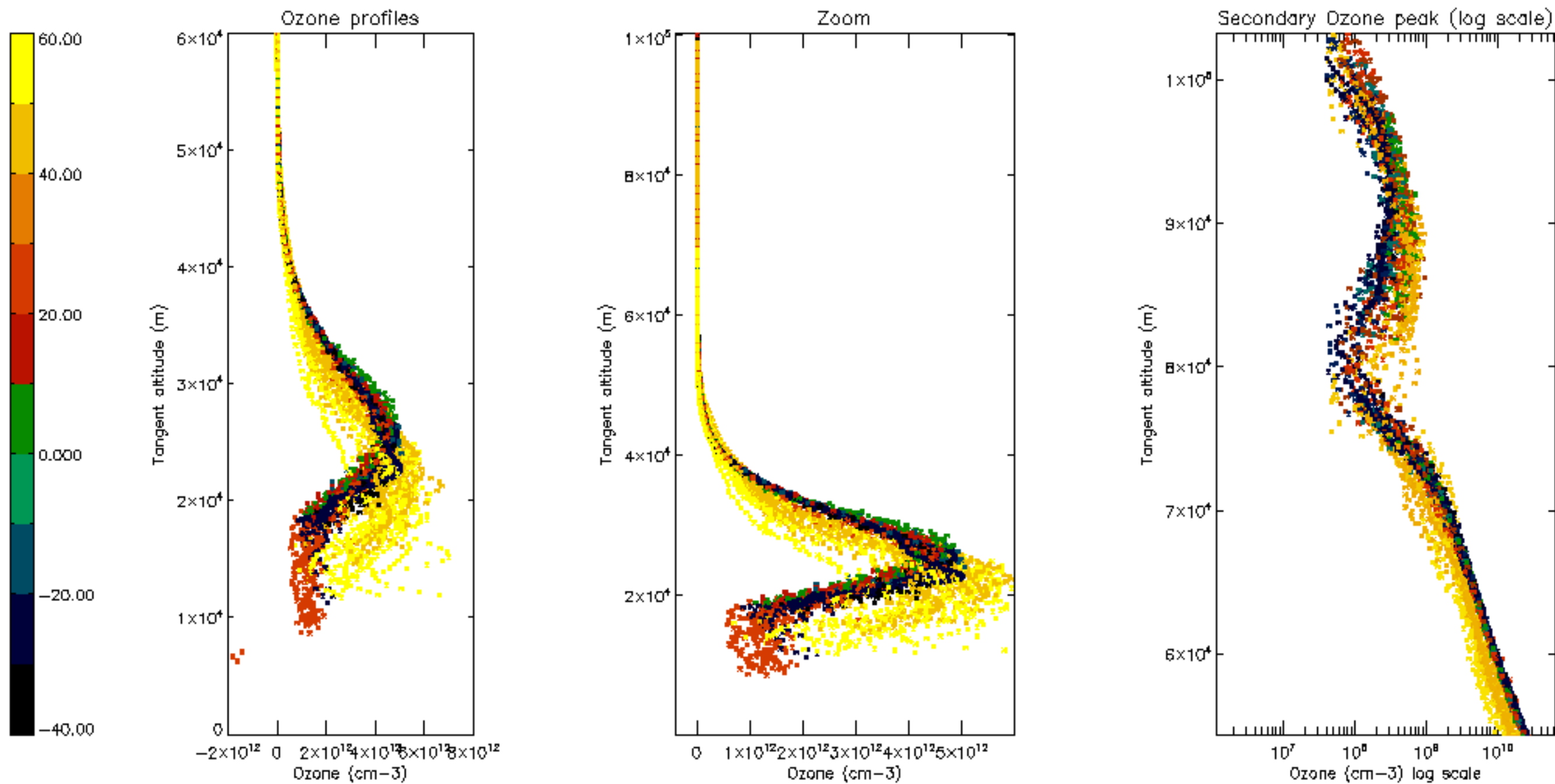
Percentage of star falling outside central band per profile

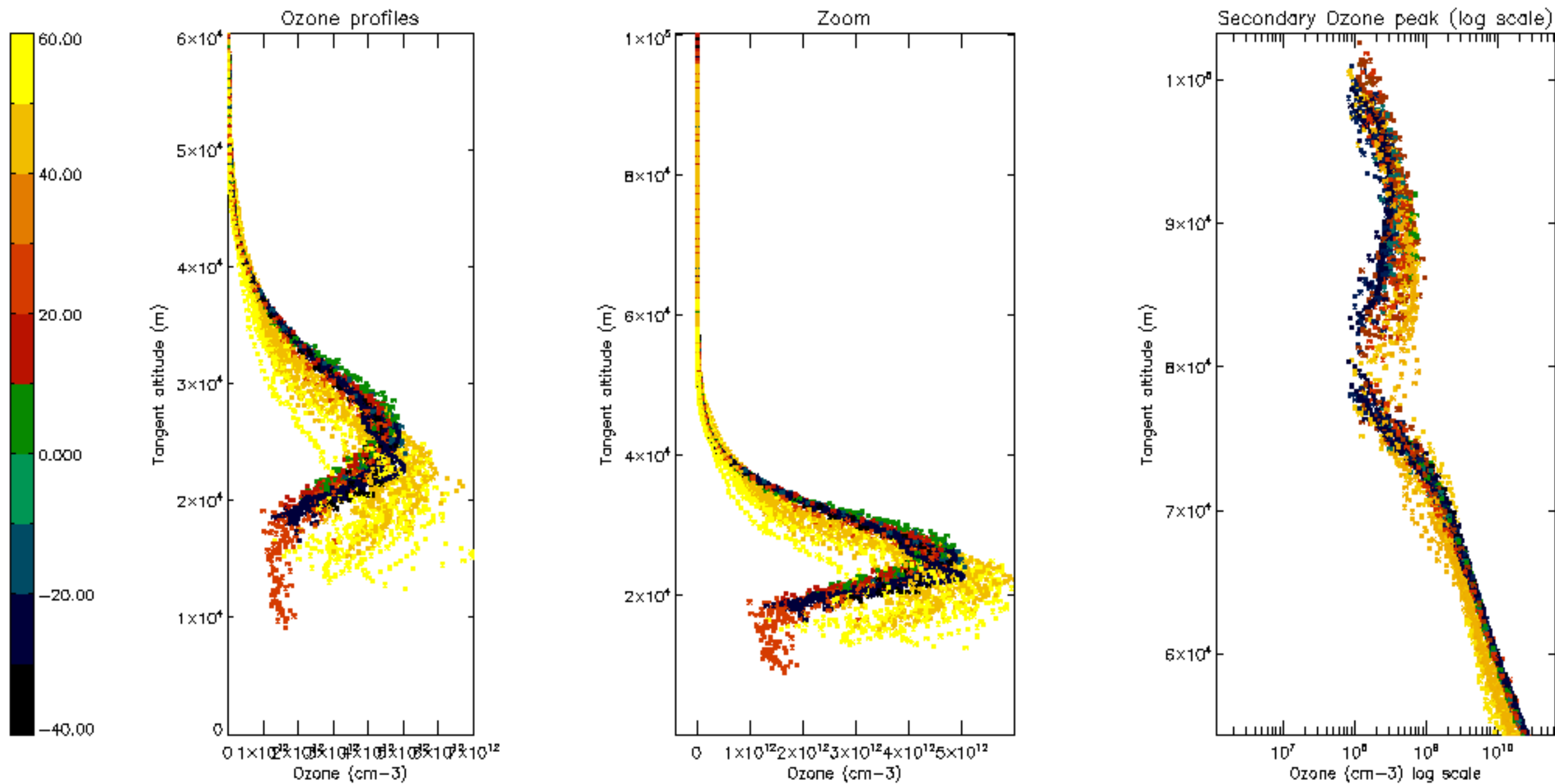


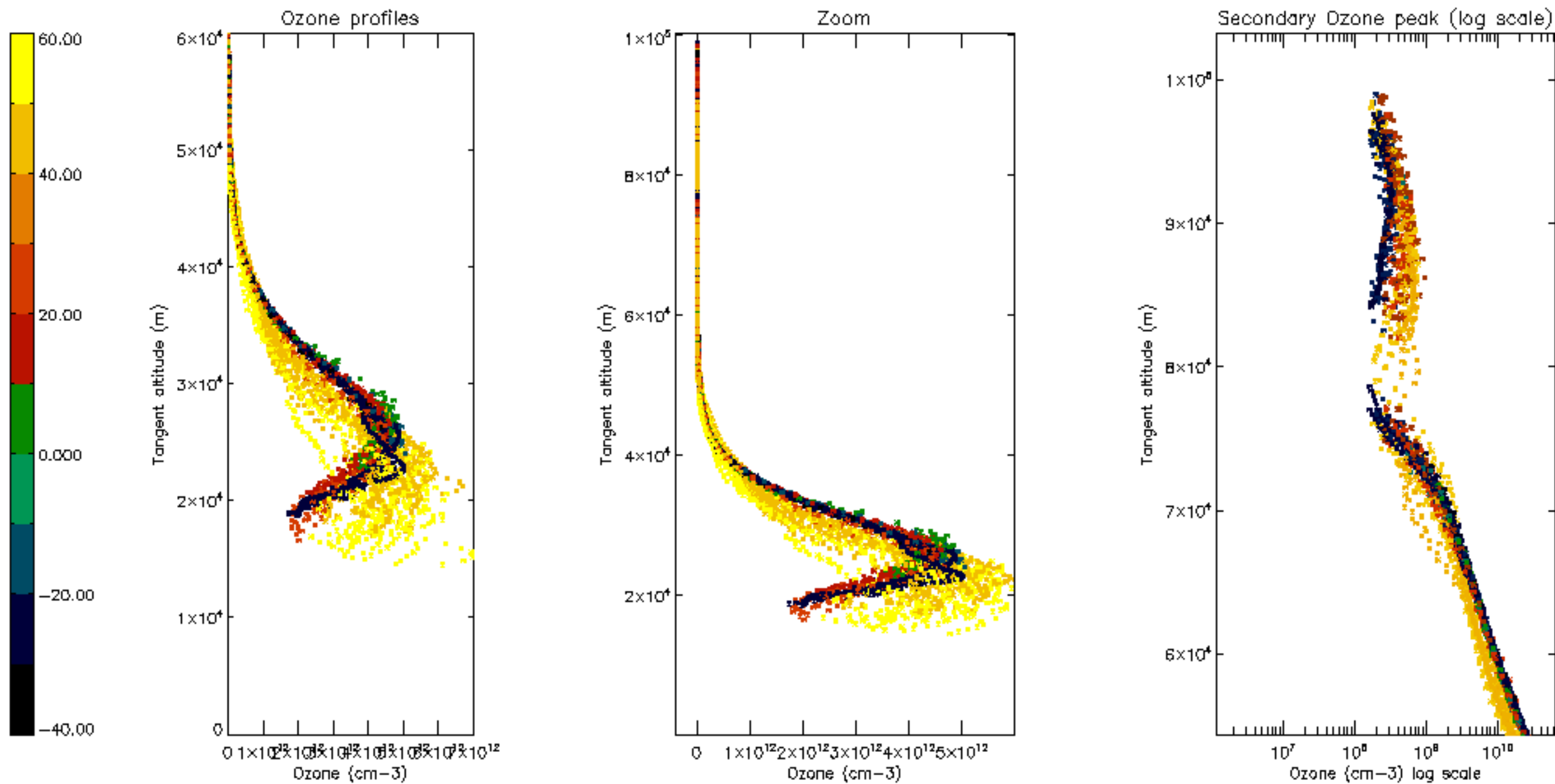
Percentage of saturation errors per profile

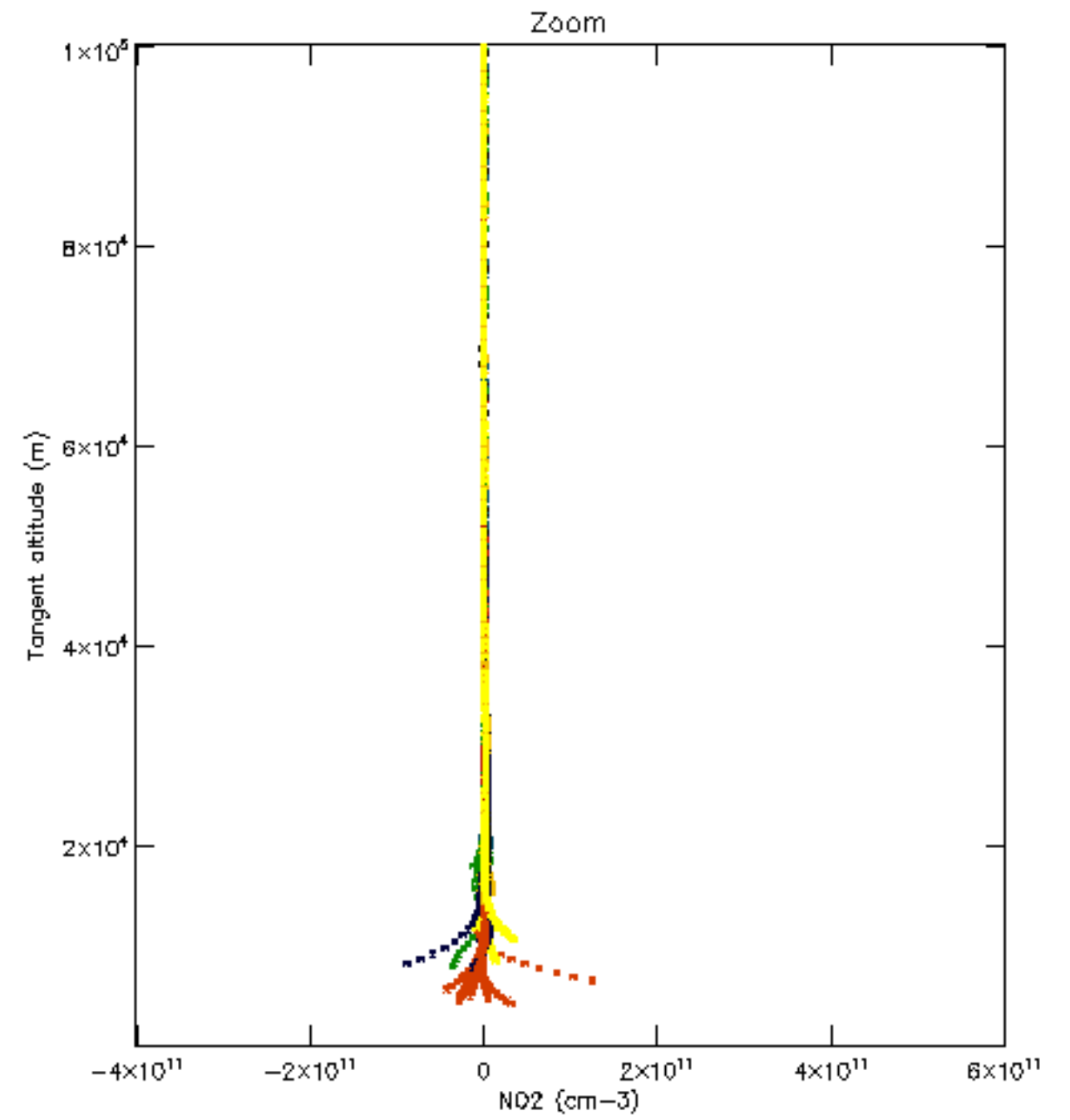
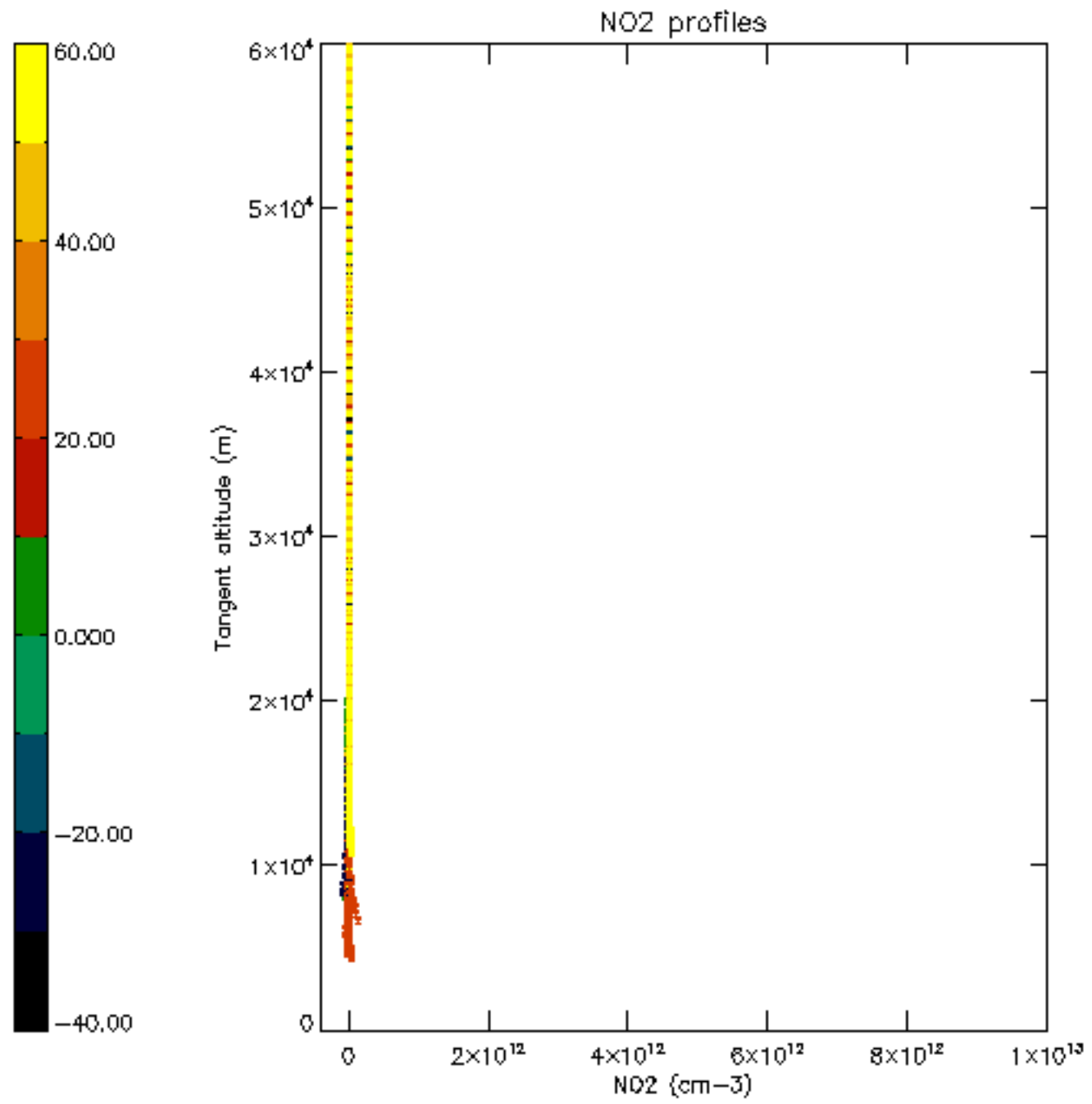


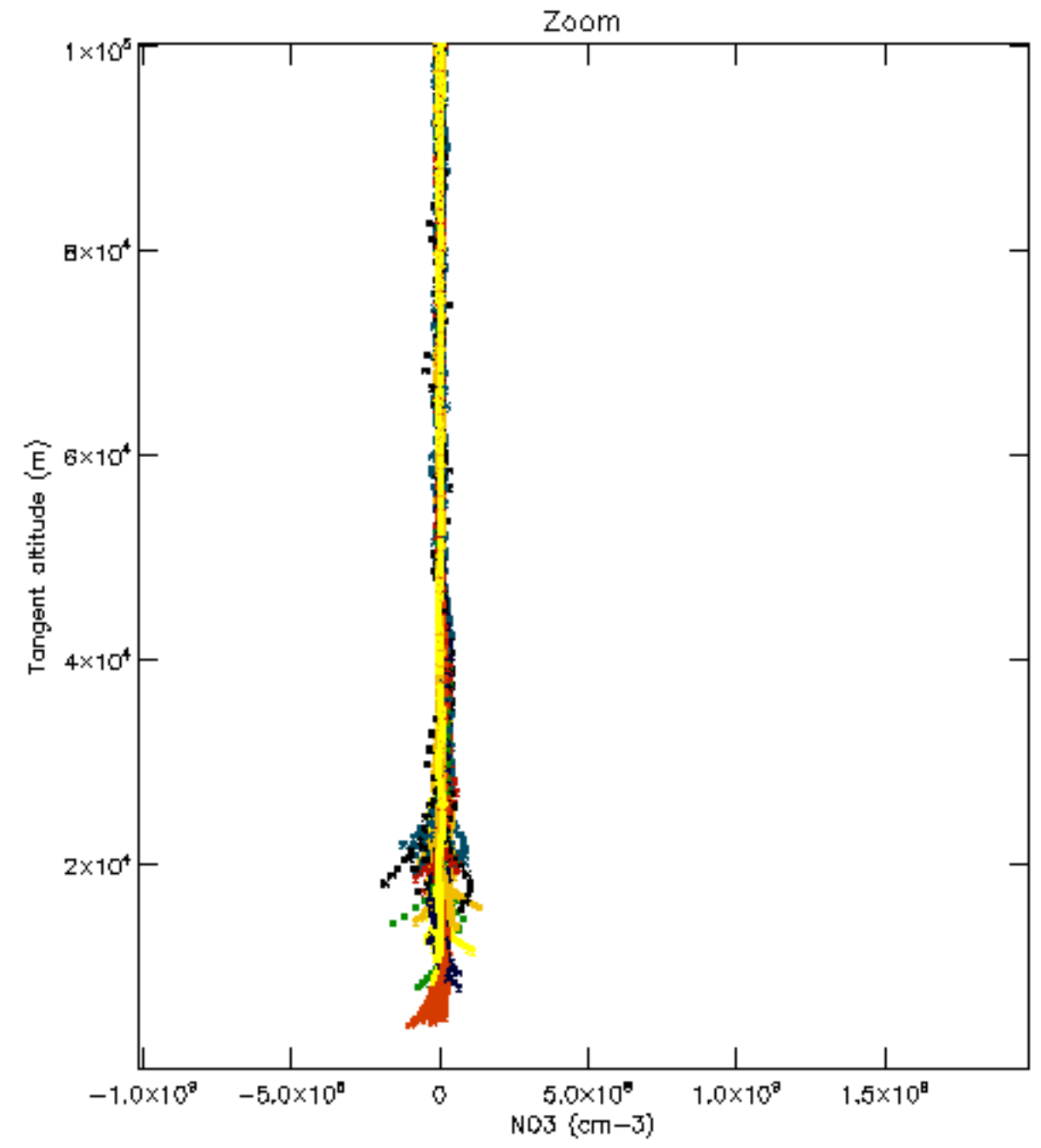
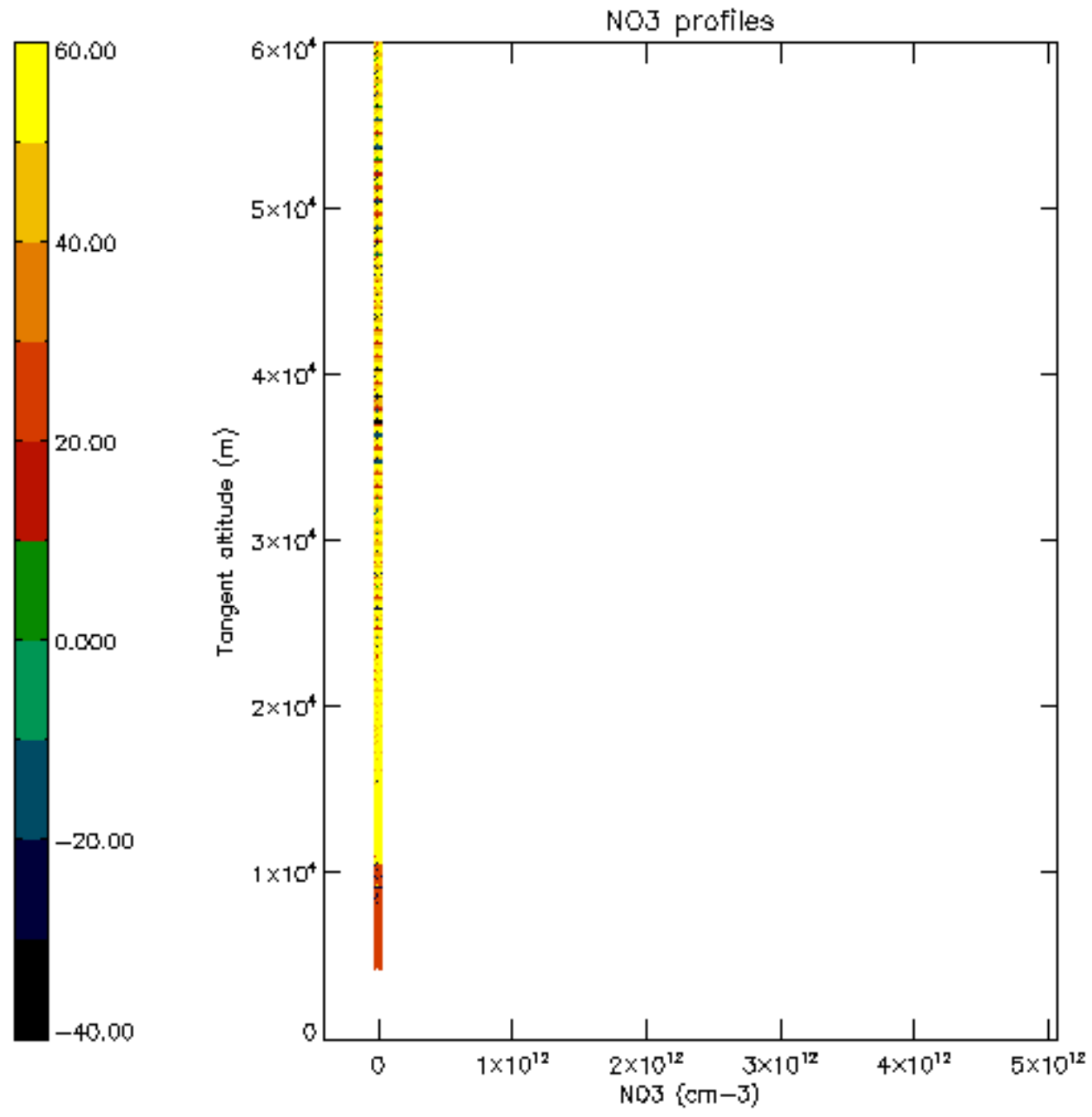


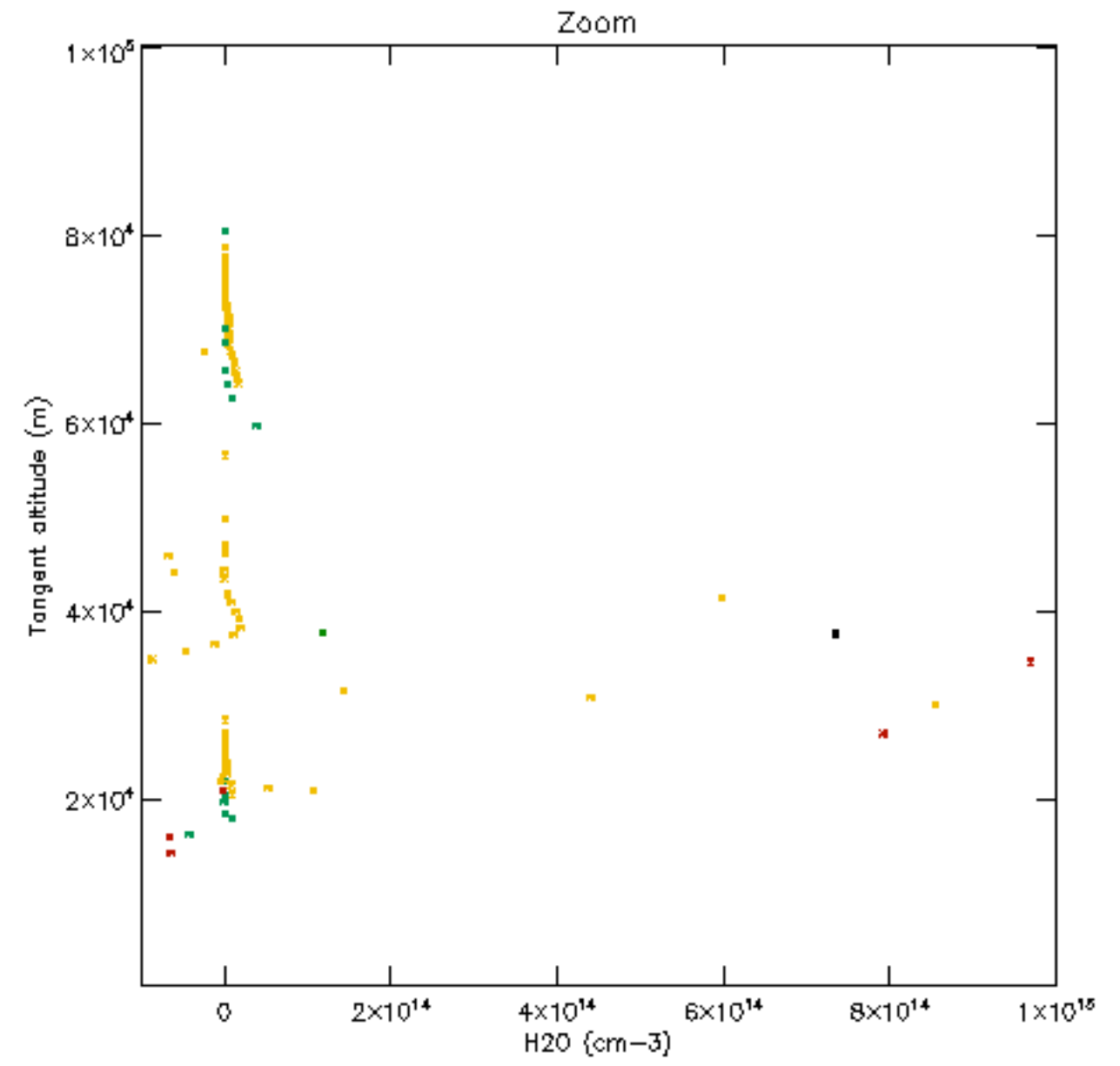
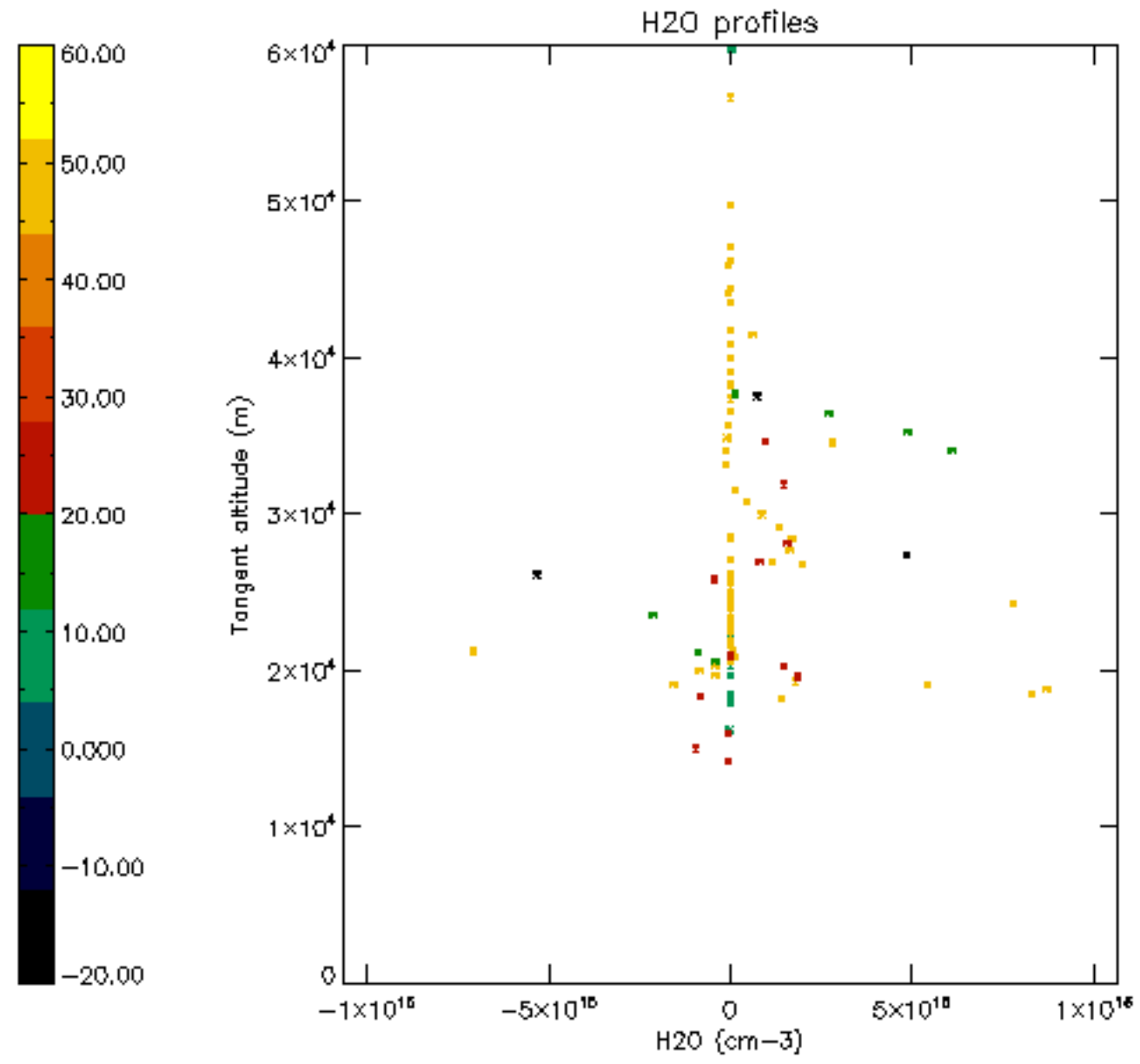


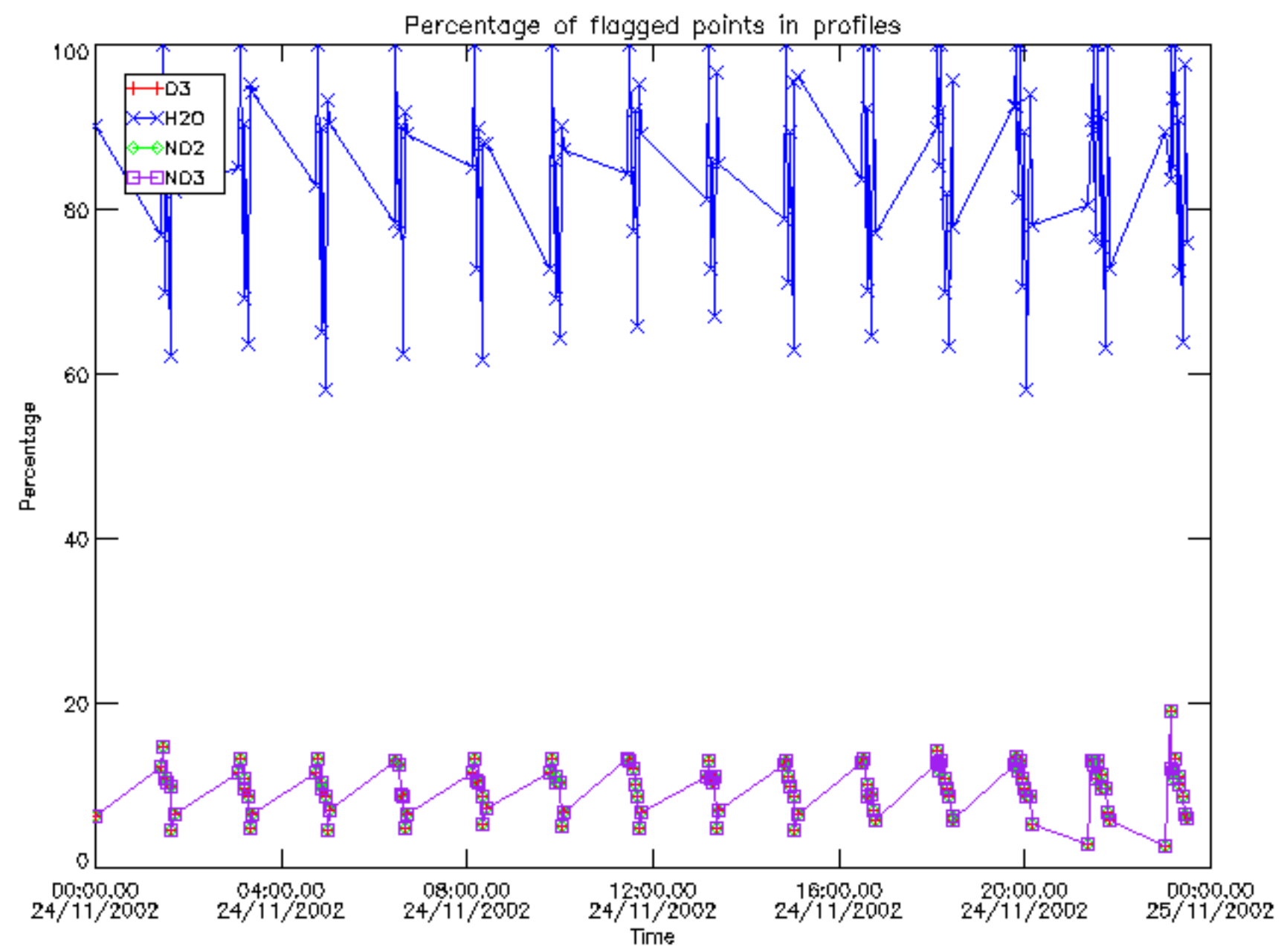




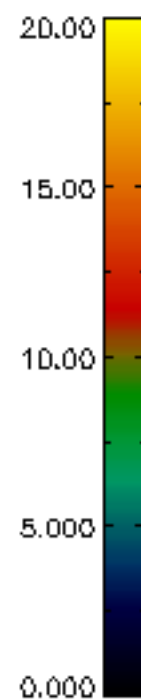
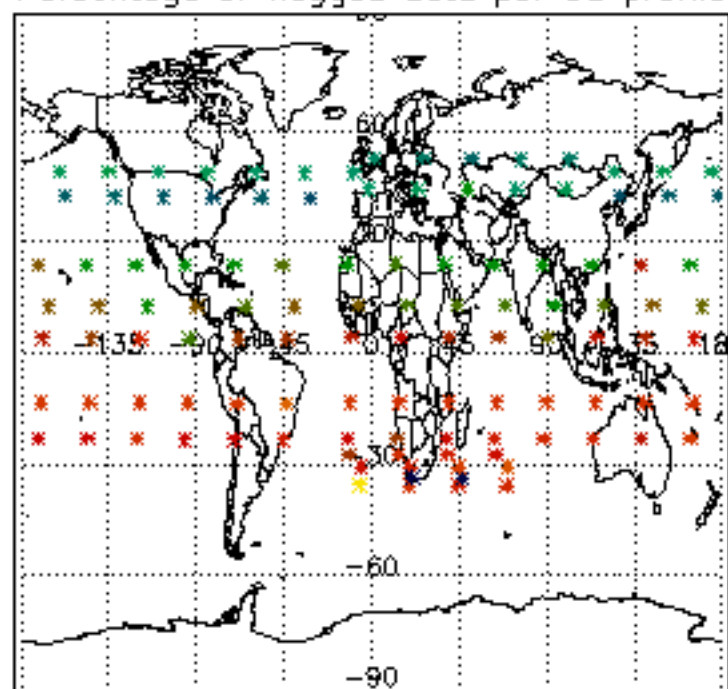




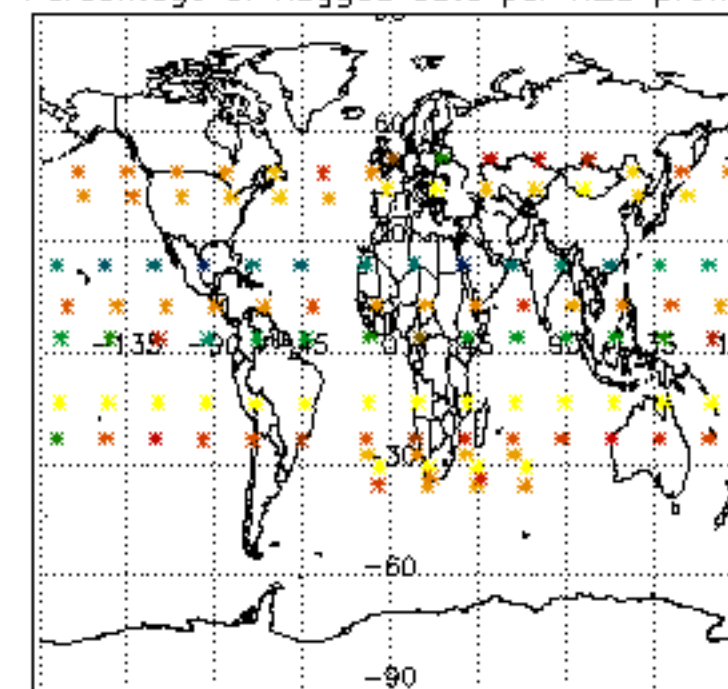




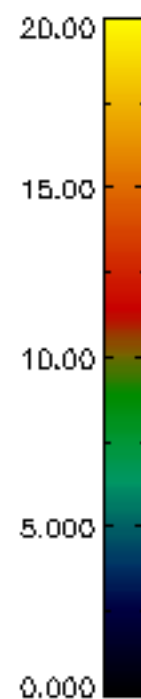
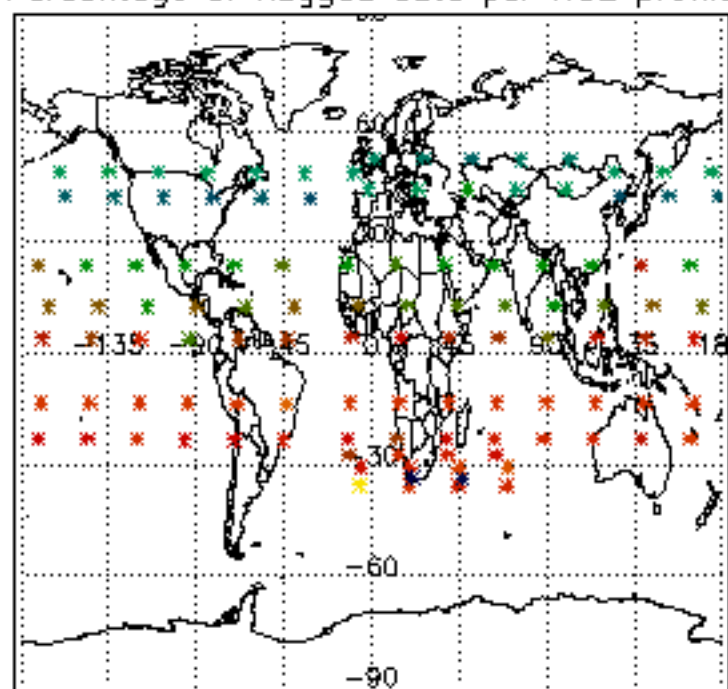
Percentage of flagged data per D3 profile



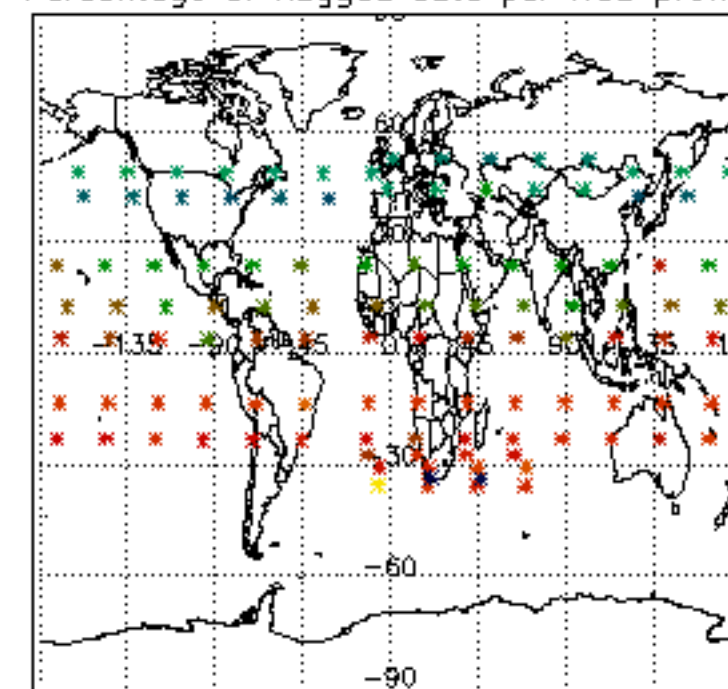
Percentage of flagged data per H2O profile

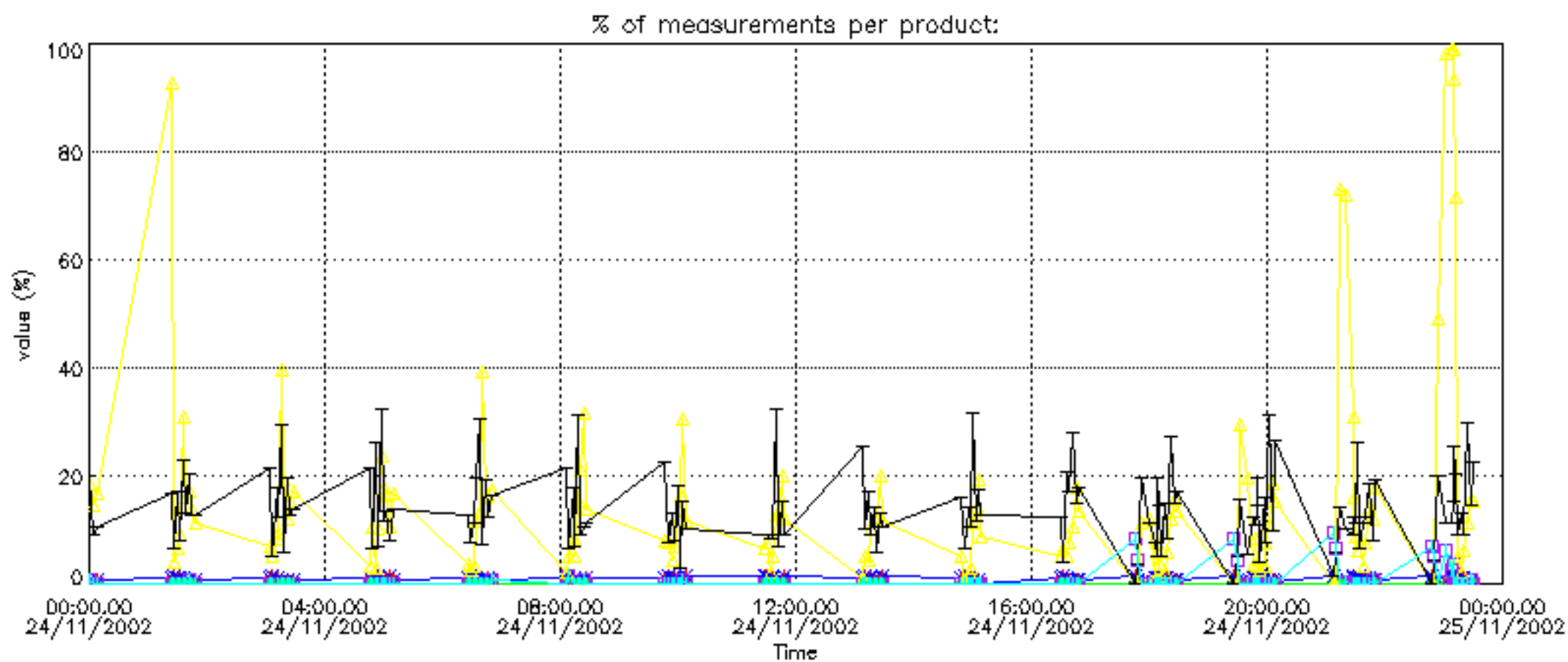


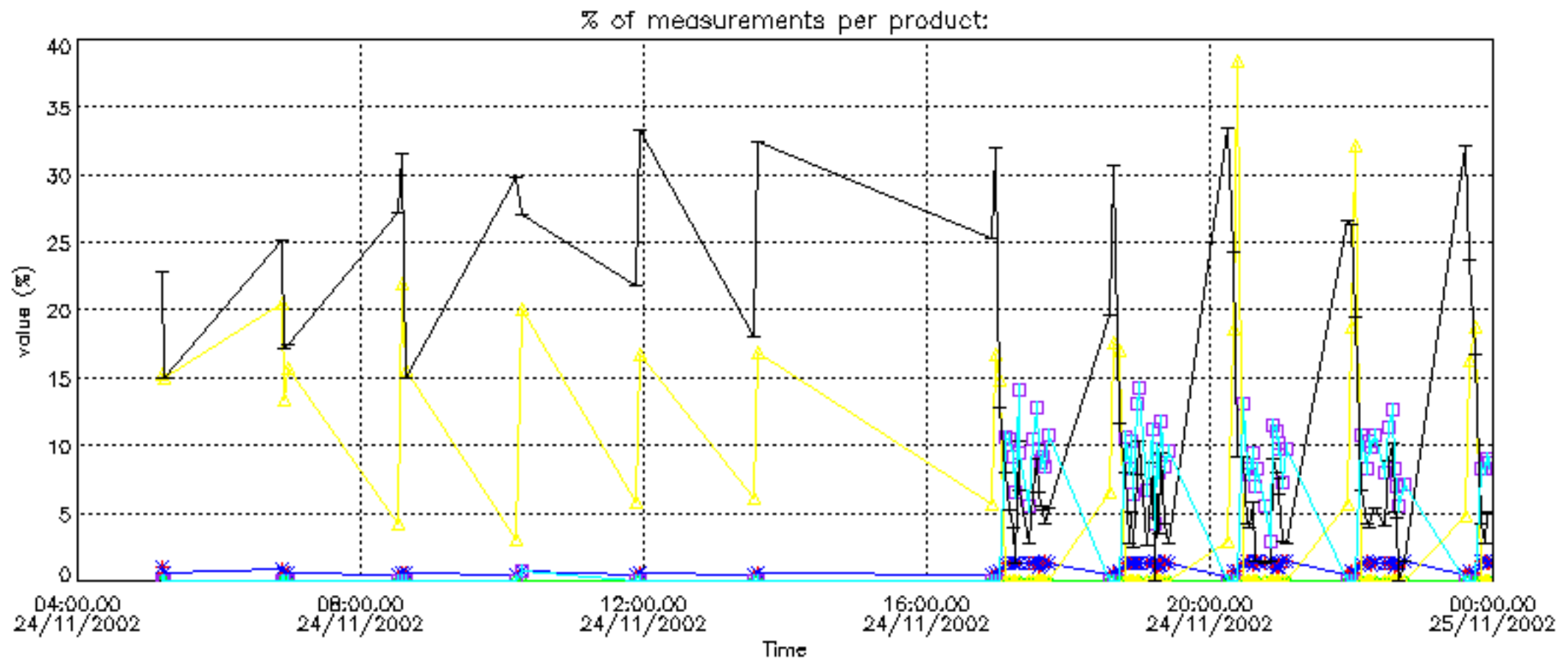
Percentage of flagged data per NO2 profile



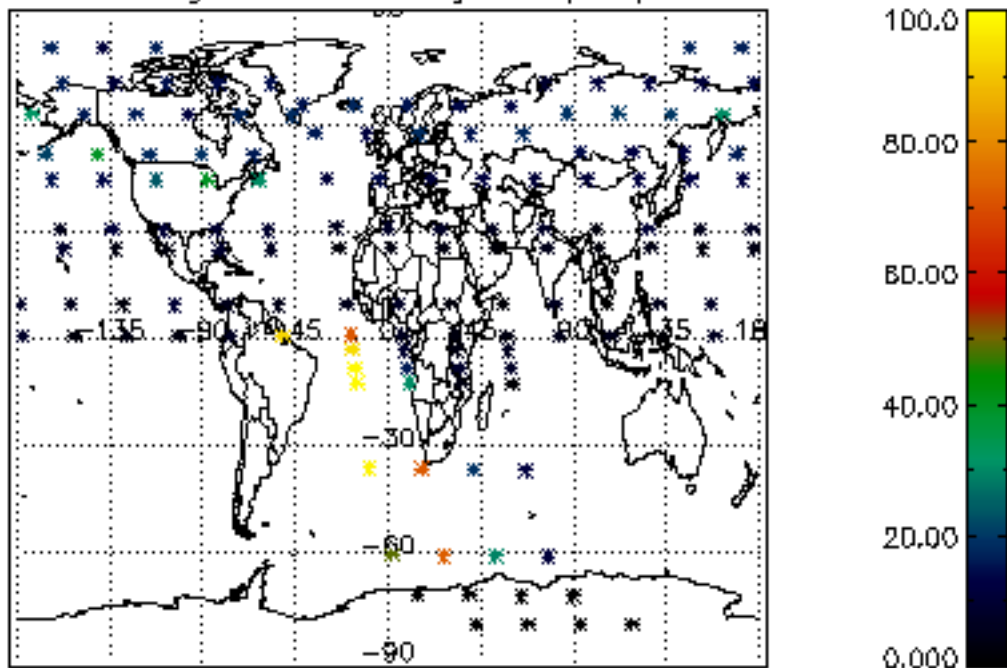
Percentage of flagged data per NO3 profile



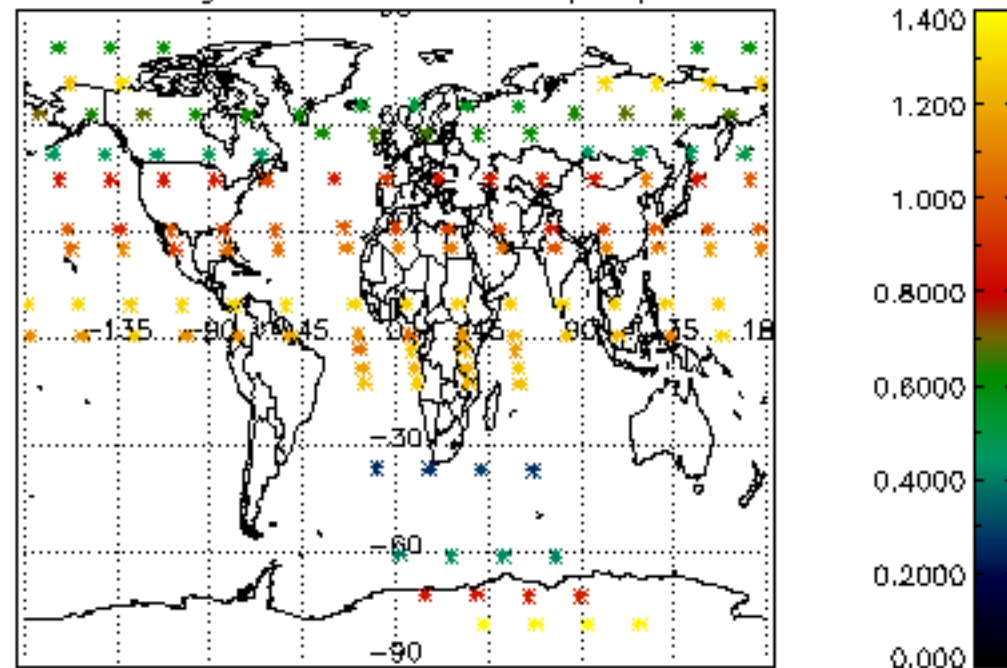




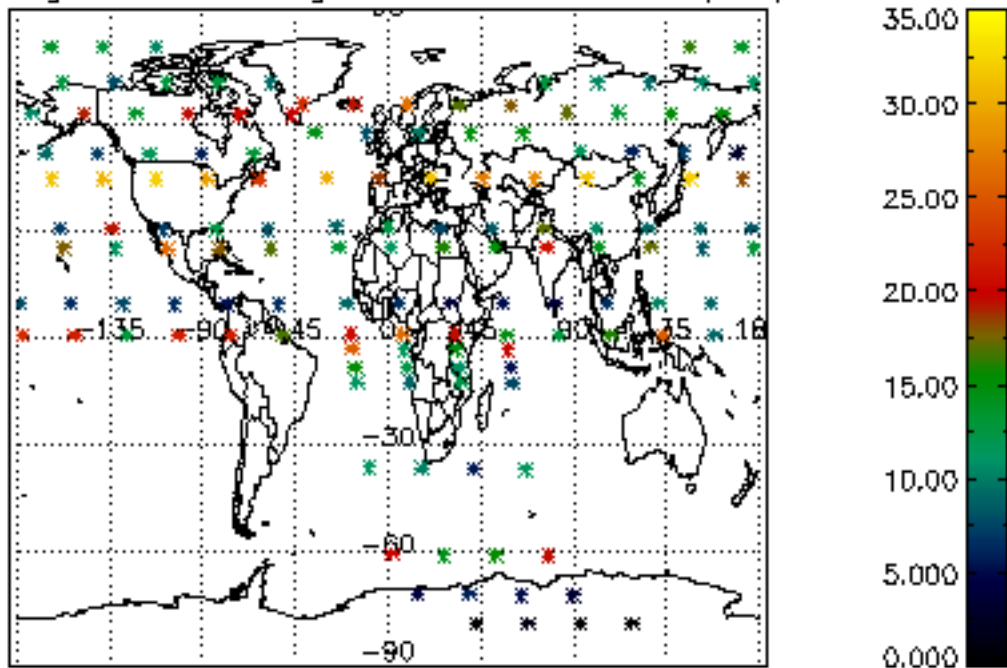
Percentage of cosmic ray hits per profile



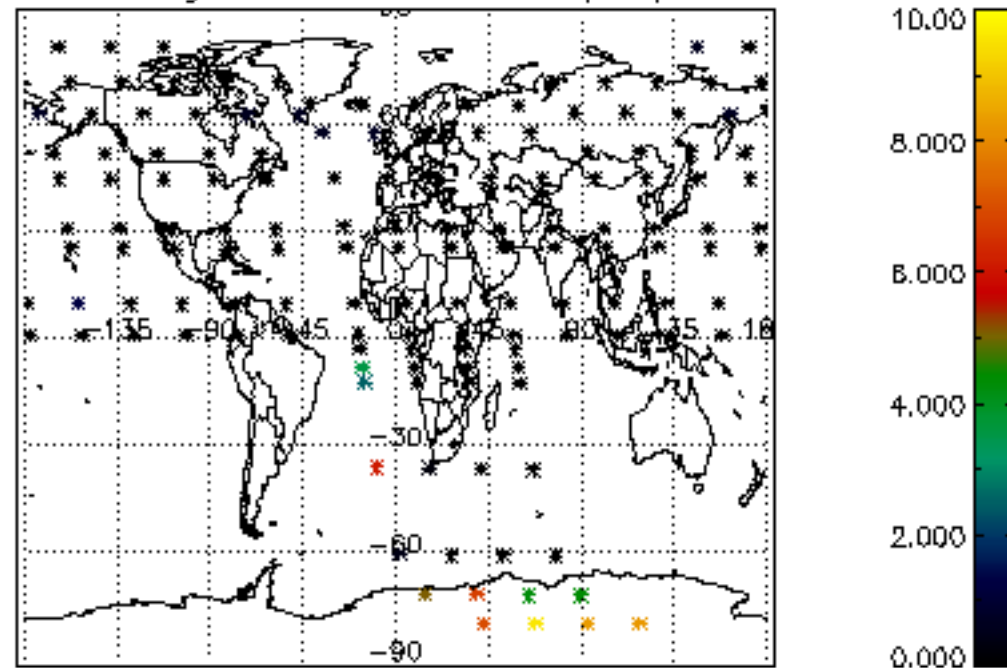
Percentage of datation errors per profile



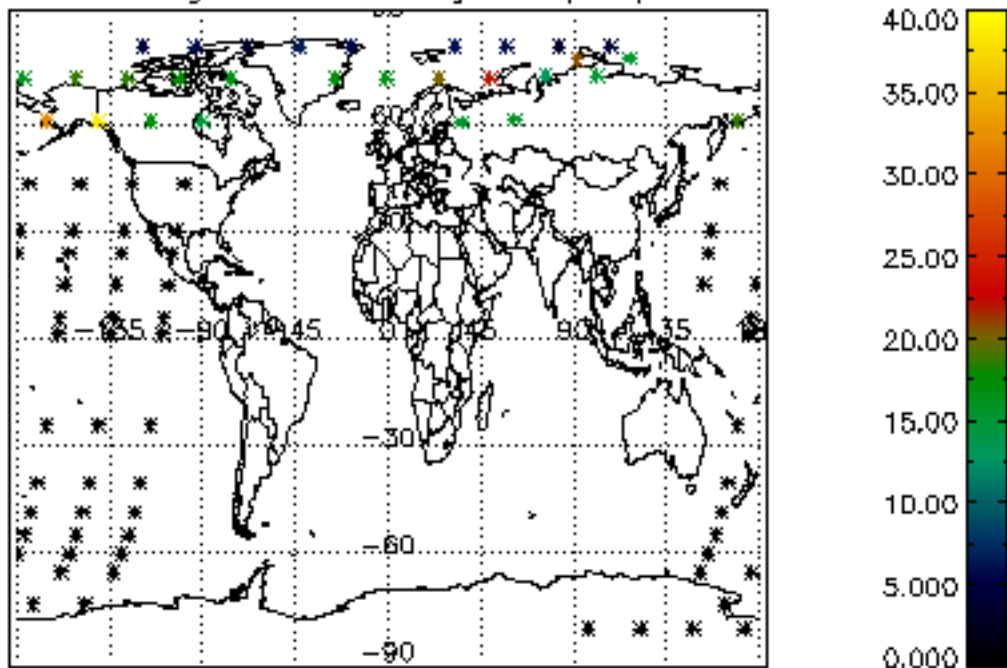
Percentage of star falling outside central band per profile



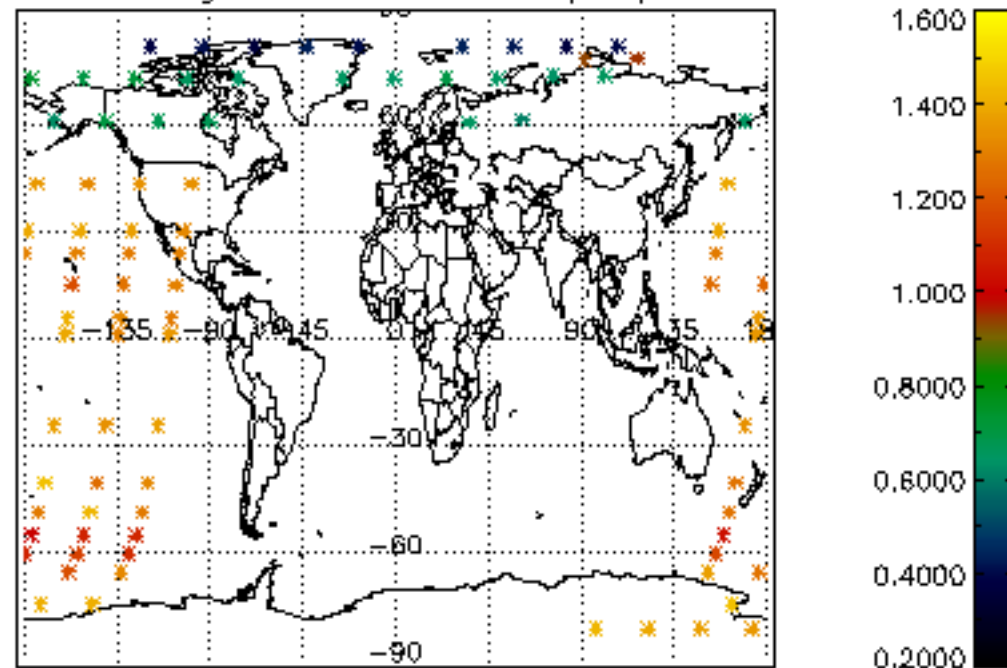
Percentage of saturation errors per profile



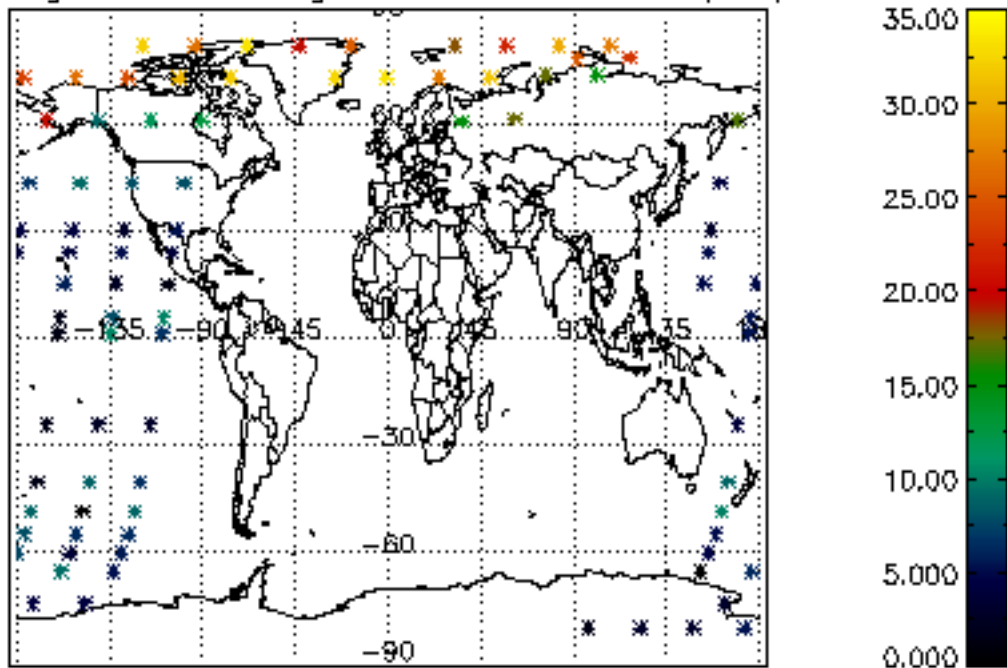
Percentage of cosmic ray hits per profile



Percentage of datation errors per profile



Percentage of star falling outside central band per profile



Percentage of saturation errors per profile

