

GOMOS Level 2 Daily Report

SUMMARY

[1. General Info](#)

[2. Summary of processed GOM_NL_2P products](#)

[3. Level 2 Quality information per product](#)

[3.1 Plot of level 2 quality information per product \(time dependant\)](#)

[3.2 Plot of level 2 quality information per product \(world map\)](#)

[4. Level 1 Quality information per product \(stored on level 2 products\)](#)

[4.1 Plot of level 1 quality information per product \(time dependant\)](#)

[4.1.1 Plot of level 1 quality information per product \(time dependant\): ASCENDING](#)

[4.1.2 Plot of level 1 quality information per product \(time dependant\): DESCENDING](#)

[4.2 Plot of level 1 quality information per product \(world map\)](#)

[4.2.1 Plot of level 1 quality information per product \(world map\): ASCENDING](#)

[4.2.2 Plot of level 1 quality information per product \(world map\): DESCENDING](#)

[5. Ozone profiles based on quality statistics and other trace gas profiles](#)

[5.1 Ozone statistics based on quality of products](#)

[5.2 Plot ozone profiles for all STD \(dark without errors\)](#)

[5.3 Plot ozone profiles where STD < 20% \(dark without errors\)](#)

[5.4. Plot ozone profiles where STD < 10% \(dark without errors\)](#)

[5.5. Plot ozone profiles where STD < 5% \(dark without errors\)](#)

[5.6 Plot NO2 profiles for all STD \(dark without errors\)](#)

[5.7 Plot NO3 profiles for all STD \(dark without errors\)](#)

[5.8 Plot H2O profiles \(only for occultations of stars 1,2,3,4,13,14,16,26,63 dark without errors\) for all STD](#)

[6. Auxiliary Data Files used for the production reported in section 2](#)

This report presents the daily analysis on parameters extracted from GOMOS level 2 data (GOM_NL__2P). It is intended to monitor some important parameters that will impact the quality of these products. A list of level 2 products (and content) that have arrived during the reporting day to the PCF is also given.

Item	Value
Time of report generation	17APR2013 20:23:52
Data source version	GOMOS/6.01
Start time of products	23-11-2002 (23NOV2002 00:00:00)
Stop time of products	24-11-2002 (24NOV2002 00:00:00)
Store outputs in DB	Yes
Nb of level 2 prods	158
Nb of prods with errors	0

2. Summary of processed GOM_NL__2P products.

Nr	Filename	UTC Start time	Limb	Duration	Star Id	Star Name	Star Mag	Star Temp	Nb Meas	Orbit	Prod. error
1	GOM_NL__2PRFIN20021123_000258_000001412011_00259_03820_1740.N1	23-NOV-2002 00:02:58	Straylight	140.50	22	32Alp Leo	1.3600	15200.	281	3820	No
2	GOM_NL__2PRFIN20021123_001102_000000392011_00259_03820_1741.N1	23-NOV-2002 00:11:02	Dark	38.500	64	Gam Cen	2.2000	10600.	77	3820	No
3	GOM_NL__2PRFIN20021123_001340_000000432011_00259_03820_1742.N1	23-NOV-2002 00:13:40	Dark	43.000	20	Bet Cru	1.2530	30000.	86	3820	No
4	GOM_NL__2PRFIN20021123_001449_000000442011_00260_03821_1725.N1	23-NOV-2002 00:14:49	Dark	44.000	12	Alp1Cru	0.77500	30000.	88	3821	No
5	GOM_NL__2PRFIN20021123_001712_000000392011_00260_03821_1726.N1	23-NOV-2002 00:17:12	Dark	39.000	124	The Car	2.7640	30000.	78	3821	No
6	GOM_NL__2PRFIN20021123_002130_000000502011_00260_03821_1727.N1	23-NOV-2002 00:21:30	Dark	49.500	41	Eps Car	1.8600	4100.0	99	3821	No
7	GOM_NL__2PRFIN20021123_002256_000000542011_00260_03821_1728.N1	23-NOV-2002 00:22:56	Dark	53.500	34	Gam2Vel	1.7930	23000.	107	3821	No
8	GOM_NL__2PRFIN20021123_002700_000000602011_00260_03821_1729.N1	23-NOV-2002 00:27:00	Dark	60.000	2	Alp Car	-0.73600	7000.0	120	3821	No
9	GOM_NL__2PRFIN20021123_002840_000001102011_00260_03821_1730.N1	23-NOV-2002 00:28:40	Dark	110.00	132	15Rho Pup	2.8030	6900.0	220	3821	No
10	GOM_NL__2PRFIN20021123_003209_000000832011_00260_03821_1731.N1	23-NOV-2002 00:32:09	Dark	82.500	23	21Eps CMa	1.5020	26000.	165	3821	No
11	GOM_NL__2PRFIN20021123_003502_000000382011_00260_03821_1732.N1	23-NOV-2002 00:35:02	Straylight	37.500	157	The1Eri	2.9060	9300.0	75	3821	No
12	GOM_NL__2PRFIN20021123_003921_000000862011_00260_03821_1733.N1	23-NOV-2002 00:39:21	Straylight	85.500	47	2Bet CMa	1.9760	28000.	171	3821	No
13	GOM_NL__2PRFIN20021123_004206_000000512011_00260_03821_1734.N1	23-NOV-2002 00:42:06	Straylight	51.000	165	34Gam Eri	2.9500	3200.0	102	3821	No
14	GOM_NL__2PRFIN20021123_004354_000000792011_00260_03821_1735.N1	23-NOV-2002 00:43:54	Straylight	79.000	56	53Kap Ori	2.0650	30000.	158	3821	No
15	GOM_NL__2PRFIN20021123_004747_000000932011_00260_03821_1736.N1	23-NOV-2002 00:47:47	Tw_i_and_stray	92.500	33	50Zet Ori	1.7660	30000.	185	3821	No
16	GOM_NL__2PRFIN20021123_005235_000000382011_00260_03821_1737.N1	23-NOV-2002 00:52:35	Bright	37.500	105	6Bet Ari	2.6450	8900.0	75	3821	No
17	GOM_NL__2PRFIN20021123_005624_000000362011_00260_03821_1738.N1	23-NOV-2002 00:56:24	Bright	36.000	173	4Bet Tri	3.0040	8900.0	72	3821	No
18	GOM_NL__2PRFIN20021123_005817_000000392011_00260_03821_1739.N1	23-NOV-2002 00:58:17	Bright	39.000	79	26Bet Per	2.3100	13100.	78	3821	No
19	GOM_NL__2PRFIN20021123_010047_000000402011_00260_03821_1740.N1	23-NOV-2002 01:00:47	Bright	39.500	175	39Del Per	3.0100	19400.	79	3821	No
20	GOM_NL__2PRFIN20021123_010311_000000342011_00260_03821_1741.N1	23-NOV-2002 01:03:11	Bright	33.500	68	18Alp Cas	2.2250	4500.0	67	3821	No
21	GOM_NL__2PRFIN20021123_010423_000000342011_00260_03821_1742.N1	23-NOV-2002 01:04:23	Bright	34.000	74	11Bet Cas	2.2680	6600.0	68	3821	No
22	GOM_NL__2PRFIN20021123_011140_000000372011_00260_03821_1743.N1	23-NOV-2002 01:11:40	Bright	37.000	49	1Alp UMi	1.9900	6300.0	74	3821	No
23	GOM_NL__2PRFIN20021123_011612_000000402011_00260_03821_1744.N1	23-NOV-2002 01:16:12	Bright	39.500	60	7Bet UMi	2.0810	3950.0	79	3821	No
24	GOM_NL__2PRFIN20021123_011827_000000382011_00260_03821_1745.N1	23-NOV-2002 01:18:27	Bright	38.000	119	14Eta Dra	2.7270	4700.0	76	3821	No
25	GOM_NL__2PRFIN20021123_012033_000000452011_00260_03821_1746.N1	23-NOV-2002 01:20:33	Bright	44.500	82	48Bet UMa	2.3650	10600.	89	3821	No
26	GOM_NL__2PRFIN20021123_012204_000000432011_00260_03821_1747.N1	23-NOV-2002 01:22:04	Bright	42.500	87	64Gam UMa	2.4330	11000.	85	3821	No
27	GOM_NL__2PRFIN20021123_012449_000000492011_00260_03821_1748.N1	23-NOV-2002 01:24:49	Bright	49.000	174	52Psi UMa	3.0040	4400.0	98	3821	No
28	GOM_NL__2PRFIN20021123_012657_000000402011_00260_03821_1749.N1	23-NOV-2002 01:26:57	Bright	39.500	152	12Alp2CVn	2.8900	11000.	79	3821	No
29	GOM_NL__2PRFIN20021123_012912_000000352011_00260_03821_1750.N1	23-NOV-2002 01:29:12	Bright	34.500	83		2.3780	11000.	69	3821	No
30	GOM_NL__2PRFIN20021123_013142_000000352011_00260_03821_1751.N1	23-NOV-2002 01:31:42	Bright	34.500	3	16Alp Boo	-0.050000	4250.0	69	3821	No
31	GOM_NL__2PRFIN20021123_013424_000000582011_00260_03821_1752.N1	23-NOV-2002 01:34:24	Bright	57.500	96	68Del Leo	2.5600	9300.0	115	3821	No
32	GOM_NL__2PRFIN20021123_013725_000001152011_00260_03821_1753.N1	23-NOV-2002 01:37:25	Tw_i_and_stray	114.50	51	41Gam1Leo	2.0100	4500.0	229	3821	No
33	GOM_NL__2PRFIN20021123_014337_000001472011_00260_03821_1754.N1	23-NOV-2002 01:43:37	Straylight	146.50	22	32Alp Leo	1.3600	15200.	293	3821	No
34	GOM_NL__2PRFIN20021123_015138_000000432011_00260_03821_1755.N1	23-NOV-2002 01:51:38	Dark	42.500	64	Gam Cen	2.2000	10600.	85	3821	No
35	GOM_NL__2PRFIN20021123_015416_000000422011_00260_03821_1756.N1	23-NOV-2002 01:54:16	Dark	41.500	20	Bet Cru	1.2530	30000.	83	3821	No
36	GOM_NL__2PRFIN20021123_015525_000000432011_00261_03822_9907.N1	23-NOV-2002 01:55:25	Dark	42.500	12	Alp1Cru	0.77500	30000.	85	3822	No
37	GOM_NL__2PRFIN20021123_015748_000000392011_00261_03822_9908.N1	23-NOV-2002 01:57:48	Dark	38.500	124	The Car	2.7640	30000.	77	3822	No
38	GOM_NL__2PRFIN20021123_020207_000000532011_00261_03822_9909.N1	23-NOV-2002 02:02:07	Dark	52.500	41	Eps Car	1.8600	4100.0	105	3822	No
39	GOM_NL__2PRFIN20021123_020333_000000512011_00261_03822_9910.N1	23-NOV-2002 02:03:33	Dark	51.000	34	Gam2Vel	1.7930	23000.	102	3822	No
40	GOM_NL__2PRFIN20021123_020737_000000602011_00261_03822_9911.N1	23-NOV-2002 02:07:37	Dark	60.000	2	Alp Car	-0.73600	7000.0	120	3822	No
41	GOM_NL__2PRFIN20021123_020917_000001042011_00261_03822_9912.N1	23-NOV-2002 02:09:17	Dark	103.50	132	15Rho Pup	2.8030	6900.0	207	3822	No
42	GOM_NL__2PRFIN20021123_021247_000000812011_00261_03822_9913.N1	23-NOV-2002 02:12:47	Dark	80.500	23	21Eps CMa	1.5020	26000.	161	3822	No

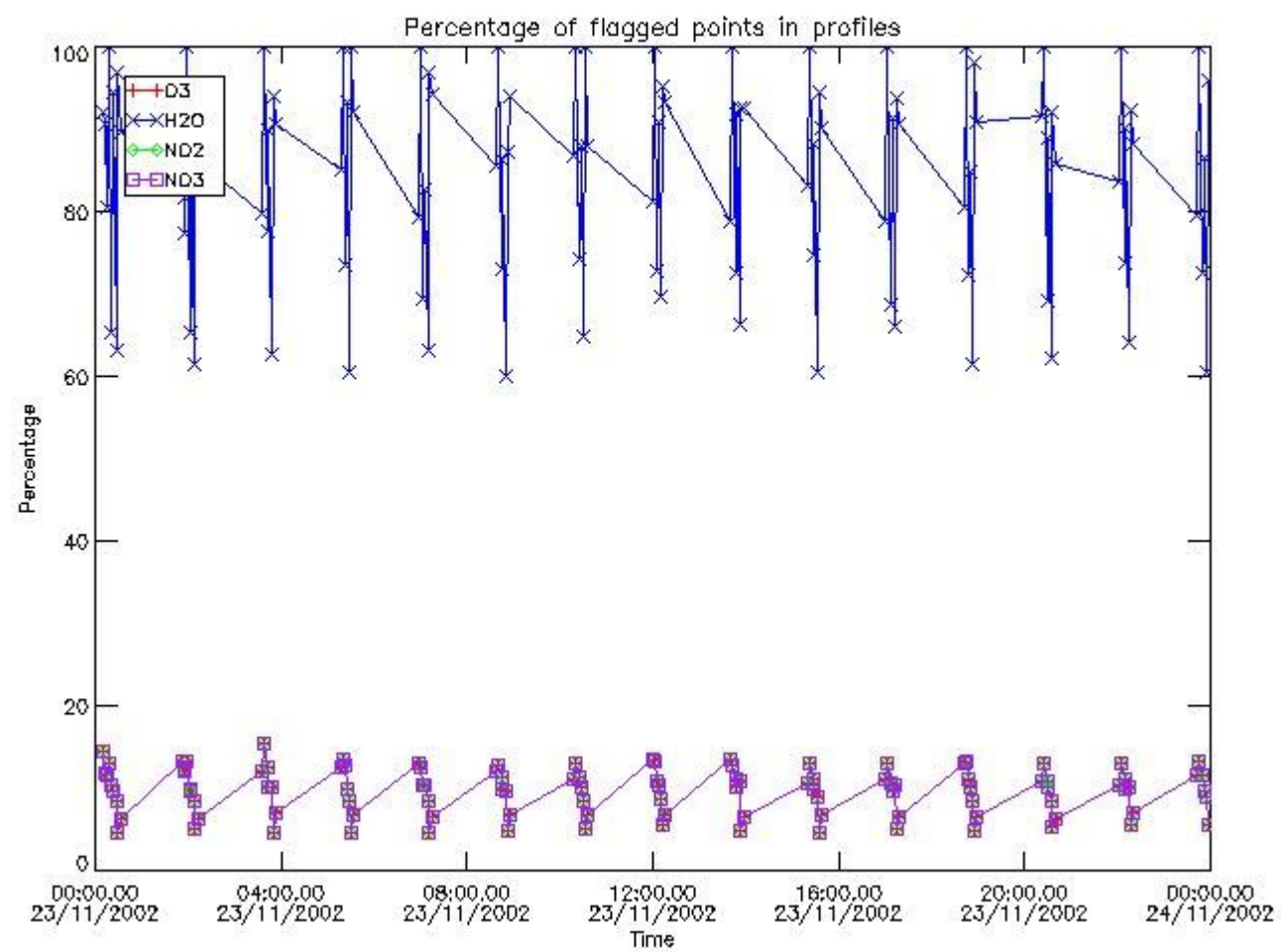
43	GOM_NL__2PRFIN20021123_021538_000000402011_00261_03822_9914.N1	23-NOV-2002 02:15:38	Straylight	39.500	157	The1Eri	2.9060	9300.0	79	3822	No
44	GOM_NL__2PRFIN20021123_033602_000000432011_00262_03823_9907.N1	23-NOV-2002 03:36:02	Dark	42.500	12	Alp1Cru	0.77500	30000.	85	3823	No
45	GOM_NL__2PRFIN20021123_033825_000000402011_00262_03823_9908.N1	23-NOV-2002 03:38:25	Dark	39.500	124	The Car	2.7640	30000.	79	3823	No
46	GOM_NL__2PRFIN20021123_034243_000000412011_00262_03823_9909.N1	23-NOV-2002 03:42:43	Dark	40.500	41	Eps Car	1.8600	4100.0	81	3823	No
47	GOM_NL__2PRFIN20021123_034410_000000502011_00262_03823_9910.N1	23-NOV-2002 03:44:10	Dark	50.000	34	Gam2Vel	1.7930	23000.	100	3823	No
48	GOM_NL__2PRFIN20021123_034813_000000502011_00262_03823_9911.N1	23-NOV-2002 03:48:13	Dark	50.000	2	Alp Car	-0.73600	7000.0	100	3823	No
49	GOM_NL__2PRFIN20021123_034955_000001102011_00262_03823_9912.N1	23-NOV-2002 03:49:55	Dark	110.00	132	15Rho Pup	2.8030	6900.0	220	3823	No
50	GOM_NL__2PRFIN20021123_035324_000000742011_00262_03823_9913.N1	23-NOV-2002 03:53:24	Dark	74.000	23	21Eps CMa	1.5020	26000.	148	3823	No
51	GOM_NL__2PRFIN20021123_035614_000000392011_00262_03823_9914.N1	23-NOV-2002 03:56:14	Straylight	39.000	157	The1Eri	2.9060	9300.0	78	3823	No
52	GOM_NL__2PRFIN20021123_051638_000000412011_00263_03824_9927.N1	23-NOV-2002 05:16:38	Dark	40.500	12	Alp1Cru	0.77500	30000.	81	3824	No
53	GOM_NL__2PRFIN20021123_051901_000000382011_00263_03824_9928.N1	23-NOV-2002 05:19:01	Dark	37.500	124	The Car	2.7640	30000.	75	3824	No
54	GOM_NL__2PRFIN20021123_052320_000000442011_00263_03824_9929.N1	23-NOV-2002 05:23:20	Dark	44.000	41	Eps Car	1.8600	4100.0	88	3824	No
55	GOM_NL__2PRFIN20021123_052447_000000522011_00263_03824_9930.N1	23-NOV-2002 05:24:47	Dark	51.500	34	Gam2Vel	1.7930	23000.	103	3824	No
56	GOM_NL__2PRFIN20021123_052850_000000602011_00263_03824_9931.N1	23-NOV-2002 05:28:50	Dark	60.000	2	Alp Car	-0.73600	7000.0	120	3824	No
57	GOM_NL__2PRFIN20021123_053033_000001122011_00263_03824_9932.N1	23-NOV-2002 05:30:33	Dark	112.00	132	15Rho Pup	2.8030	6900.0	224	3824	No
58	GOM_NL__2PRFIN20021123_053400_000000762011_00263_03824_9933.N1	23-NOV-2002 05:34:00	Dark	75.500	23	21Eps CMa	1.5020	26000.	151	3824	No
59	GOM_NL__2PRFIN20021123_053650_000000402011_00263_03824_9934.N1	23-NOV-2002 05:36:50	Straylight	39.500	157	The1Eri	2.9060	9300.0	79	3824	No
60	GOM_NL__2PRFIN20021123_054109_000000912011_00263_03824_9935.N1	23-NOV-2002 05:41:09	Straylight	90.500	47	2Bet CMa	1.9760	28000.	181	3824	No
61	GOM_NL__2PRFIN20021123_054353_000000502011_00263_03824_9936.N1	23-NOV-2002 05:43:53	Straylight	50.000	165	34Gam Eri	2.9500	3200.0	100	3824	No
62	GOM_NL__2PRFIN20021123_054541_000000792011_00263_03824_9937.N1	23-NOV-2002 05:45:41	Straylight	78.500	56	53Kap Ori	2.0650	30000.	157	3824	No
63	GOM_NL__2PRFIN20021123_065714_000000392011_00263_03824_9927.N1	23-NOV-2002 06:57:14	Dark	39.000	12	Alp1Cru	0.77500	30000.	78	3824	No
64	GOM_NL__2PRFIN20021123_065937_000000412011_00263_03824_9928.N1	23-NOV-2002 06:59:37	Dark	40.500	124	The Car	2.7640	30000.	81	3824	No
65	GOM_NL__2PRFIN20021123_070356_000000502011_00263_03824_9929.N1	23-NOV-2002 07:03:56	Dark	49.500	41	Eps Car	1.8600	4100.0	99	3824	No
66	GOM_NL__2PRFIN20021123_070523_000000502011_00263_03824_9930.N1	23-NOV-2002 07:05:23	Dark	49.500	34	Gam2Vel	1.7930	23000.	99	3824	No
67	GOM_NL__2PRFIN20021123_070925_000000602011_00263_03824_9931.N1	23-NOV-2002 07:09:25	Dark	60.000	2	Alp Car	-0.73600	7000.0	120	3824	No
68	GOM_NL__2PRFIN20021123_071111_000001102011_00263_03824_9932.N1	23-NOV-2002 07:11:11	Dark	110.00	132	15Rho Pup	2.8030	6900.0	220	3824	No
69	GOM_NL__2PRFIN20021123_071437_000000782011_00263_03824_9933.N1	23-NOV-2002 07:14:37	Dark	78.000	23	21Eps CMa	1.5020	26000.	156	3824	No
70	GOM_NL__2PRFIN20021123_071726_000000382011_00263_03824_9934.N1	23-NOV-2002 07:17:26	Straylight	38.000	157	The1Eri	2.9060	9300.0	76	3824	No
71	GOM_NL__2PRFIN20021123_072218_000001282011_00263_03824_9935.N1	23-NOV-2002 07:22:18	Straylight	128.00	1	9Alp CMa	-1.4400	11000.	256	3824	No
72	GOM_NL__2PRFIN20021123_072629_000000802011_00263_03824_9936.N1	23-NOV-2002 07:26:29	Straylight	80.000	7	19Bet Ori	0.10000	14000.	160	3824	No
73	GOM_NL__2PRFIN20021123_073018_000000782011_00263_03824_9937.N1	23-NOV-2002 07:30:18	Tw_i_and_stray	77.500	30	46Eps Ori	1.6940	30000.	155	3824	No
74	GOM_NL__2PRFIN20021123_083749_000000422011_00265_03826_9927.N1	23-NOV-2002 08:37:49	Dark	42.000	12	Alp1Cru	0.77500	30000.	84	3826	No
75	GOM_NL__2PRFIN20021123_084013_000000402011_00265_03826_9928.N1	23-NOV-2002 08:40:13	Dark	40.000	124	The Car	2.7640	30000.	80	3826	No
76	GOM_NL__2PRFIN20021123_084432_000000452011_00265_03826_9929.N1	23-NOV-2002 08:44:32	Dark	45.000	41	Eps Car	1.8600	4100.0	90	3826	No
77	GOM_NL__2PRFIN20021123_084600_000000522011_00265_03826_9930.N1	23-NOV-2002 08:46:00	Dark	51.500	34	Gam2Vel	1.7930	23000.	103	3826	No
78	GOM_NL__2PRFIN20021123_085002_000000532011_00265_03826_9931.N1	23-NOV-2002 08:50:02	Dark	53.000	2	Alp Car	-0.73600	7000.0	106	3826	No
79	GOM_NL__2PRFIN20021123_085149_000001092011_00265_03826_9932.N1	23-NOV-2002 08:51:49	Dark	109.00	132	15Rho Pup	2.8030	6900.0	218	3826	No
80	GOM_NL__2PRFIN20021123_085514_000000752011_00265_03826_9933.N1	23-NOV-2002 08:55:14	Dark	75.000	23	21Eps CMa	1.5020	26000.	150	3826	No
81	GOM_NL__2PRFIN20021123_085803_000000382011_00265_03826_9934.N1	23-NOV-2002 08:58:03	Straylight	38.000	157	The1Eri	2.9060	9300.0	76	3826	No
82	GOM_NL__2PRFIN20021123_090254_000001282011_00265_03826_9935.N1	23-NOV-2002 09:02:54	Straylight	128.00	1	9Alp CMa	-1.4400	11000.	256	3826	No
83	GOM_NL__2PRFIN20021123_090704_000000732011_00265_03826_9936.N1	23-NOV-2002 09:07:04	Straylight	72.500	7	19Bet Ori	0.10000	14000.	145	3826	No
84	GOM_NL__2PRFIN20021123_101826_000000462011_00266_03827_9927.N1	23-NOV-2002 10:18:26	Dark	45.500	12	Alp1Cru	0.77500	30000.	91	3827	No
85	GOM_NL__2PRFIN20021123_102049_000000392011_00266_03827_9928.N1	23-NOV-2002 10:20:49	Dark	39.000	124	The Car	2.7640	30000.	78	3827	No
86	GOM_NL__2PRFIN20021123_102509_000000452011_00266_03827_9929.N1	23-NOV-2002 10:25:09	Dark	45.000	41	Eps Car	1.8600	4100.0	90	3827	No
87	GOM_NL__2PRFIN20021123_102637_000000502011_00266_03827_9930.N1	23-NOV-2002 10:26:37	Dark	50.000	34	Gam2Vel	1.7930	23000.	100	3827	No
88	GOM_NL__2PRFIN20021123_103038_000000602011_00266_03827_9931.N1	23-NOV-2002 10:30:38	Dark	60.000	2	Alp Car	-0.73600	7000.0	120	3827	No
89	GOM_NL__2PRFIN20021123_103227_000001102011_00266_03827_9932.N1	23-NOV-2002 10:32:27	Dark	110.00	132	15Rho Pup	2.8030	6900.0	220	3827	No
90	GOM_NL__2PRFIN20021123_103551_000000752011_00266_03827_9933.N1	23-NOV-2002 10:35:51	Dark	75.000	23	21Eps CMa	1.5020	26000.	150	3827	No
91	GOM_NL__2PRFIN20021123_103838_000000402011_00266_03827_9934.N1	23-NOV-2002 10:38:38	Straylight	40.000	157	The1Eri	2.9060	9300.0	80	3827	No
92	GOM_NL__2PRFIN20021123_104331_000001282011_00266_03827_9935.N1	23-NOV-2002 10:43:31	Straylight	127.50	1	9Alp CMa	-1.4400	11000.	255	3827	No
93	GOM_NL__2PRFIN20021123_104740_000000802011_00266_03827_9936.N1	23-NOV-2002 10:47:40	Straylight	80.000	7	19Bet Ori	0.10000	14000.	160	3827	No
94	GOM_NL__2PRFIN20021123_115902_000000382011_00267_03828_9927.N1	23-NOV-2002 11:59:02	Dark	37.500	12	Alp1Cru	0.77500	30000.	75	3828	No
95	GOM_NL__2PRFIN20021123_120126_000000392011_00267_03828_9928.N1	23-NOV-2002 12:01:26	Dark	38.500	124	The Car	2.7640	30000.	77	3828	No
96	GOM_NL__2PRFIN20021123_120545_000000472011_00267_03828_9929.N1	23-NOV-2002 12:05:45	Dark	46.500	41	Eps Car	1.8600	4100.0	93	3828	No
97	GOM_NL__2PRFIN20021123_120713_000000492011_00267_03828_9930.N1	23-NOV-2002 12:07:13	Dark	49.000	34	Gam2Vel	1.7930	23000.	98	3828	No
98	GOM_NL__2PRFIN20021123_121114_000000602011_00267_03828_9931.N1	23-NOV-2002 12:11:14	Dark	59.500	2	Alp Car	-0.73600	7000.0	119	3828	No
99	GOM_NL__2PRFIN20021123_121304_000001032011_00267_03828_9932.N1	23-NOV-2002 12:13:04	Dark	102.50	132	15Rho Pup	2.8030	6900.0	205	3828	No
100	GOM_NL__2PRFIN20021123_121627_000000752011_00267_03828_9933.N1	23-NOV-2002 12:16:27	Dark	75.000	23	21Eps CMa	1.5020	26000.	150	3828	No
101	GOM_NL__2PRFIN20021123_121915_000000402011_00267_03828_9934.N1	23-NOV-2002 12:19:15	Straylight	39.500	157	The1Eri	2.9060	9300.0	79	3828	No

102	GOM_NL__2PRFIN20021123_122407_000001472011_00267_03828_9935.N1	23-NOV-2002 12:24:07	Straylight	147.00	1	9Alp CMa	-1.4400	11000.	294	3828	No
103	GOM_NL__2PRFIN20021123_122816_000000692011_00267_03828_9936.N1	23-NOV-2002 12:28:16	Straylight	68.500	7	19Bet Ori	0.10000	14000.	137	3828	No
104	GOM_NL__2PRFIN20021123_133938_000000382011_00268_03829_9927.N1	23-NOV-2002 13:39:38	Dark	38.000	12	Alp1Cru	0.77500	30000.	76	3829	No
105	GOM_NL__2PRFIN20021123_134202_000000402011_00268_03829_9928.N1	23-NOV-2002 13:42:02	Dark	40.000	124	The Car	2.7640	30000.	80	3829	No
106	GOM_NL__2PRFIN20021123_134622_000000462011_00268_03829_9929.N1	23-NOV-2002 13:46:22	Dark	46.000	41	Eps Car	1.8600	4100.0	92	3829	No
107	GOM_NL__2PRFIN20021123_134750_000000502011_00268_03829_9930.N1	23-NOV-2002 13:47:50	Dark	50.000	34	Gam2Vel	1.7930	23000.	100	3829	No
108	GOM_NL__2PRFIN20021123_135152_000000472011_00268_03829_9931.N1	23-NOV-2002 13:51:52	Dark	46.500	2	Alp Car	-0.73600	7000.0	93	3829	No
109	GOM_NL__2PRFIN20021123_135342_000001092011_00268_03829_9932.N1	23-NOV-2002 13:53:42	Dark	108.50	132	15Rho Pup	2.8030	6900.0	217	3829	No
110	GOM_NL__2PRFIN20021123_135704_000000802011_00268_03829_9933.N1	23-NOV-2002 13:57:04	Dark	79.500	23	21Eps CMa	1.5020	26000.	159	3829	No
111	GOM_NL__2PRFIN20021123_135951_000000402011_00268_03829_9934.N1	23-NOV-2002 13:59:51	Straylight	40.000	157	The1Eri	2.9060	9300.0	80	3829	No
112	GOM_NL__2PRFIN20021123_140443_000000052011_00268_03829_9935.N1	23-NOV-2002 14:04:43	Straylight	4.5000	1	9Alp CMa	-1.4400	11000.	9	3829	No
113	GOM_NL__2PRFIN20021123_152014_000000482011_00269_03830_9927.N1	23-NOV-2002 15:20:14	Dark	48.000	12	Alp1Cru	0.77500	30000.	96	3830	No
114	GOM_NL__2PRFIN20021123_152238_000000392011_00269_03830_9928.N1	23-NOV-2002 15:22:38	Dark	39.000	124	The Car	2.7640	30000.	78	3830	No
115	GOM_NL__2PRFIN20021123_152659_000000462011_00269_03830_9929.N1	23-NOV-2002 15:26:59	Dark	46.000	41	Eps Car	1.8600	4100.0	92	3830	No
116	GOM_NL__2PRFIN20021123_152827_000000522011_00269_03830_9930.N1	23-NOV-2002 15:28:27	Dark	51.500	34	Gam2Vel	1.7930	23000.	103	3830	No
117	GOM_NL__2PRFIN20021123_153228_000000582011_00269_03830_9931.N1	23-NOV-2002 15:32:28	Dark	57.500	2	Alp Car	-0.73600	7000.0	115	3830	No
118	GOM_NL__2PRFIN20021123_153419_000001102011_00269_03830_9932.N1	23-NOV-2002 15:34:19	Dark	109.50	132	15Rho Pup	2.8030	6900.0	219	3830	No
119	GOM_NL__2PRFIN20021123_153741_000000762011_00269_03830_9933.N1	23-NOV-2002 15:37:41	Dark	75.500	23	21Eps CMa	1.5020	26000.	151	3830	No
120	GOM_NL__2PRFIN20021123_154027_000000412011_00269_03830_9934.N1	23-NOV-2002 15:40:27	Straylight	40.500	157	The1Eri	2.9060	9300.0	81	3830	No
121	GOM_NL__2PRFIN20021123_170050_000000462011_00270_03831_9927.N1	23-NOV-2002 17:00:50	Dark	45.500	12	Alp1Cru	0.77500	30000.	91	3831	No
122	GOM_NL__2PRFIN20021123_170315_000000402011_00270_03831_9928.N1	23-NOV-2002 17:03:15	Dark	39.500	124	The Car	2.7640	30000.	79	3831	No
123	GOM_NL__2PRFIN20021123_170735_000000492011_00270_03831_9929.N1	23-NOV-2002 17:07:35	Dark	48.500	41	Eps Car	1.8600	4100.0	97	3831	No
124	GOM_NL__2PRFIN20021123_170903_000000532011_00270_03831_9930.N1	23-NOV-2002 17:09:03	Dark	52.500	34	Gam2Vel	1.7930	23000.	105	3831	No
125	GOM_NL__2PRFIN20021123_171304_000000492011_00270_03831_9931.N1	23-NOV-2002 17:13:04	Dark	49.000	2	Alp Car	-0.73600	7000.0	98	3831	No
126	GOM_NL__2PRFIN20021123_171457_000001142011_00270_03831_9932.N1	23-NOV-2002 17:14:57	Dark	113.50	132	15Rho Pup	2.8030	6900.0	227	3831	No
127	GOM_NL__2PRFIN20021123_171817_000000792011_00270_03831_9933.N1	23-NOV-2002 17:18:17	Dark	79.000	23	21Eps CMa	1.5020	26000.	158	3831	No
128	GOM_NL__2PRFIN20021123_172103_000000402011_00270_03831_9934.N1	23-NOV-2002 17:21:03	Straylight	39.500	157	The1Eri	2.9060	9300.0	79	3831	No
129	GOM_NL__2PRFIN20021123_184127_000000392011_00271_03832_9927.N1	23-NOV-2002 18:41:27	Dark	39.000	12	Alp1Cru	0.77500	30000.	78	3832	No
130	GOM_NL__2PRFIN20021123_184351_000000392011_00271_03832_9928.N1	23-NOV-2002 18:43:51	Dark	38.500	124	The Car	2.7640	30000.	77	3832	No
131	GOM_NL__2PRFIN20021123_184812_000000462011_00271_03832_9929.N1	23-NOV-2002 18:48:12	Dark	45.500	41	Eps Car	1.8600	4100.0	91	3832	No
132	GOM_NL__2PRFIN20021123_184940_000000502011_00271_03832_9930.N1	23-NOV-2002 18:49:40	Dark	50.000	34	Gam2Vel	1.7930	23000.	100	3832	No
133	GOM_NL__2PRFIN20021123_185340_000000602011_00271_03832_9931.N1	23-NOV-2002 18:53:40	Dark	60.000	2	Alp Car	-0.73600	7000.0	120	3832	No
134	GOM_NL__2PRFIN20021123_185535_000001072011_00271_03832_9932.N1	23-NOV-2002 18:55:35	Dark	107.00	132	15Rho Pup	2.8030	6900.0	214	3832	No
135	GOM_NL__2PRFIN20021123_185854_000000782011_00271_03832_9933.N1	23-NOV-2002 18:58:54	Dark	77.500	23	21Eps CMa	1.5020	26000.	155	3832	No
136	GOM_NL__2PRFIN20021123_190139_000000402011_00271_03832_9934.N1	23-NOV-2002 19:01:39	Straylight	40.000	157	The1Eri	2.9060	9300.0	80	3832	No
137	GOM_NL__2PRFIN20021123_202203_000000482011_00271_03832_9927.N1	23-NOV-2002 20:22:03	Dark	47.500	12	Alp1Cru	0.77500	30000.	95	3832	No
138	GOM_NL__2PRFIN20021123_202427_000000402011_00271_03832_9928.N1	23-NOV-2002 20:24:27	Dark	39.500	124	The Car	2.7640	30000.	79	3832	No
139	GOM_NL__2PRFIN20021123_202848_000000482011_00271_03832_9929.N1	23-NOV-2002 20:28:48	Dark	47.500	41	Eps Car	1.8600	4100.0	95	3832	No
140	GOM_NL__2PRFIN20021123_203017_000000502011_00271_03832_9930.N1	23-NOV-2002 20:30:17	Dark	50.000	34	Gam2Vel	1.7930	23000.	100	3832	No
141	GOM_NL__2PRFIN20021123_203417_000000602011_00271_03832_9931.N1	23-NOV-2002 20:34:17	Dark	60.000	2	Alp Car	-0.73600	7000.0	120	3832	No
142	GOM_NL__2PRFIN20021123_203613_000001142011_00271_03832_9932.N1	23-NOV-2002 20:36:13	Dark	114.00	132	15Rho Pup	2.8030	6900.0	228	3832	No
143	GOM_NL__2PRFIN20021123_203929_000000822011_00271_03832_9933.N1	23-NOV-2002 20:39:29	Dark	82.000	23	21Eps CMa	1.5020	26000.	164	3832	No
144	GOM_NL__2PRFIN20021123_204215_000000392011_00271_03832_9934.N1	23-NOV-2002 20:42:15	Straylight	38.500	157	The1Eri	2.9060	9300.0	77	3832	No
145	GOM_NL__2PRFIN20021123_220239_000000502011_00273_03834_9947.N1	23-NOV-2002 22:02:39	Dark	49.500	12	Alp1Cru	0.77500	30000.	99	3834	No
146	GOM_NL__2PRFIN20021123_220504_000000392011_00273_03834_9948.N1	23-NOV-2002 22:05:04	Dark	39.000	124	The Car	2.7640	30000.	78	3834	No
147	GOM_NL__2PRFIN20021123_220924_000000462011_00273_03834_9949.N1	23-NOV-2002 22:09:24	Dark	46.000	41	Eps Car	1.8600	4100.0	92	3834	No
148	GOM_NL__2PRFIN20021123_221054_000000512011_00273_03834_9950.N1	23-NOV-2002 22:10:54	Dark	51.000	34	Gam2Vel	1.7930	23000.	102	3834	No
149	GOM_NL__2PRFIN20021123_221453_000000512011_00273_03834_9951.N1	23-NOV-2002 22:14:53	Dark	50.500	2	Alp Car	-0.73600	7000.0	101	3834	No
150	GOM_NL__2PRFIN20021123_221651_000001042011_00273_03834_9952.N1	23-NOV-2002 22:16:51	Dark	103.50	132	15Rho Pup	2.8030	6900.0	207	3834	No
151	GOM_NL__2PRFIN20021123_222008_000000732011_00273_03834_9953.N1	23-NOV-2002 22:20:08	Dark	73.000	23	21Eps CMa	1.5020	26000.	146	3834	No
152	GOM_NL__2PRFIN20021123_222251_000000422011_00273_03834_9954.N1	23-NOV-2002 22:22:51	Straylight	41.500	157	The1Eri	2.9060	9300.0	83	3834	No
153	GOM_NL__2PRFIN20021123_234315_000000452011_00274_03835_9947.N1	23-NOV-2002 23:43:15	Dark	44.500	12	Alp1Cru	0.77500	30000.	89	3835	No
154	GOM_NL__2PRFIN20021123_234540_000000392011_00274_03835_9948.N1	23-NOV-2002 23:45:40	Dark	38.500	124	The Car	2.7640	30000.	77	3835	No
155	GOM_NL__2PRFIN20021123_235001_000000442011_00274_03835_9949.N1	23-NOV-2002 23:50:01	Dark	44.000	41	Eps Car	1.8600	4100.0	88	3835	No
156	GOM_NL__2PRFIN20021123_235130_000000532011_00274_03835_9950.N1	23-NOV-2002 23:51:30	Dark	52.500	34	Gam2Vel	1.7930	23000.	105	3835	No
157	GOM_NL__2PRFIN20021123_235529_000000582011_00274_03835_9951.N1	23-NOV-2002 23:55:29	Dark	57.500	2	Alp Car	-0.73600	7000.0	115	3835	No
158	GOM_NL__2PRFIN20021123_235729_000001112011_00274_03835_9952.N1	23-NOV-2002 23:57:29	Dark	110.50	132	15Rho Pup	2.8030	6900.0	221	3835	No

3. Quality information per product

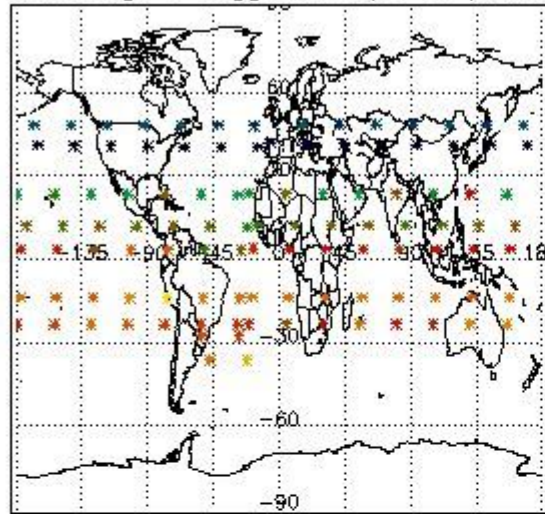
In this section it is plotted some information contained in the Quality Summary data set of the level 2 products. Only products in dark limb conditions and without errors (error flag in the MPH set to "0") are used.

3.1 Plot quality information per product (time dependant)

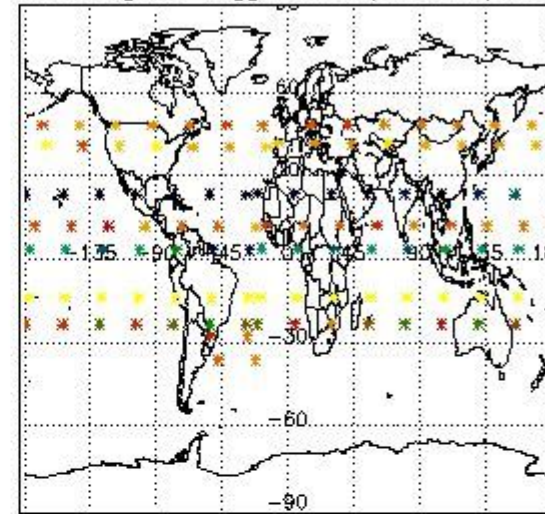


3.2 Plot quality information per product (world map)

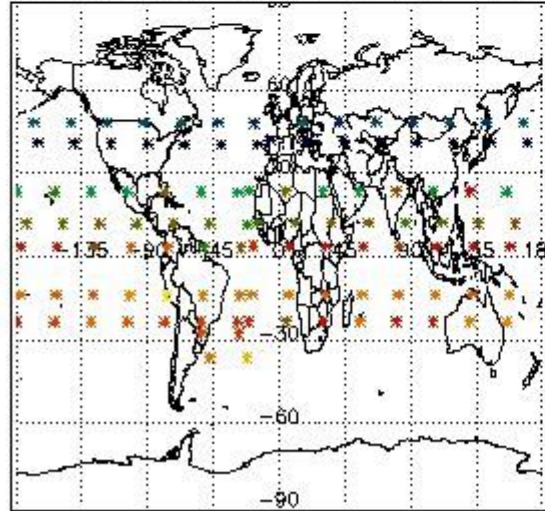
Percentage of flagged data per O3 profile



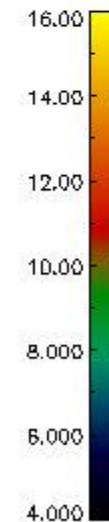
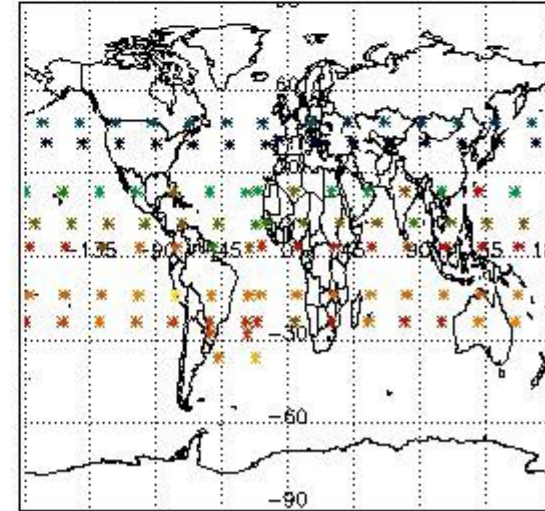
Percentage of flagged data per H2O profile



Percentage of flagged data per NO2 profile



Percentage of flagged data per NO3 profile

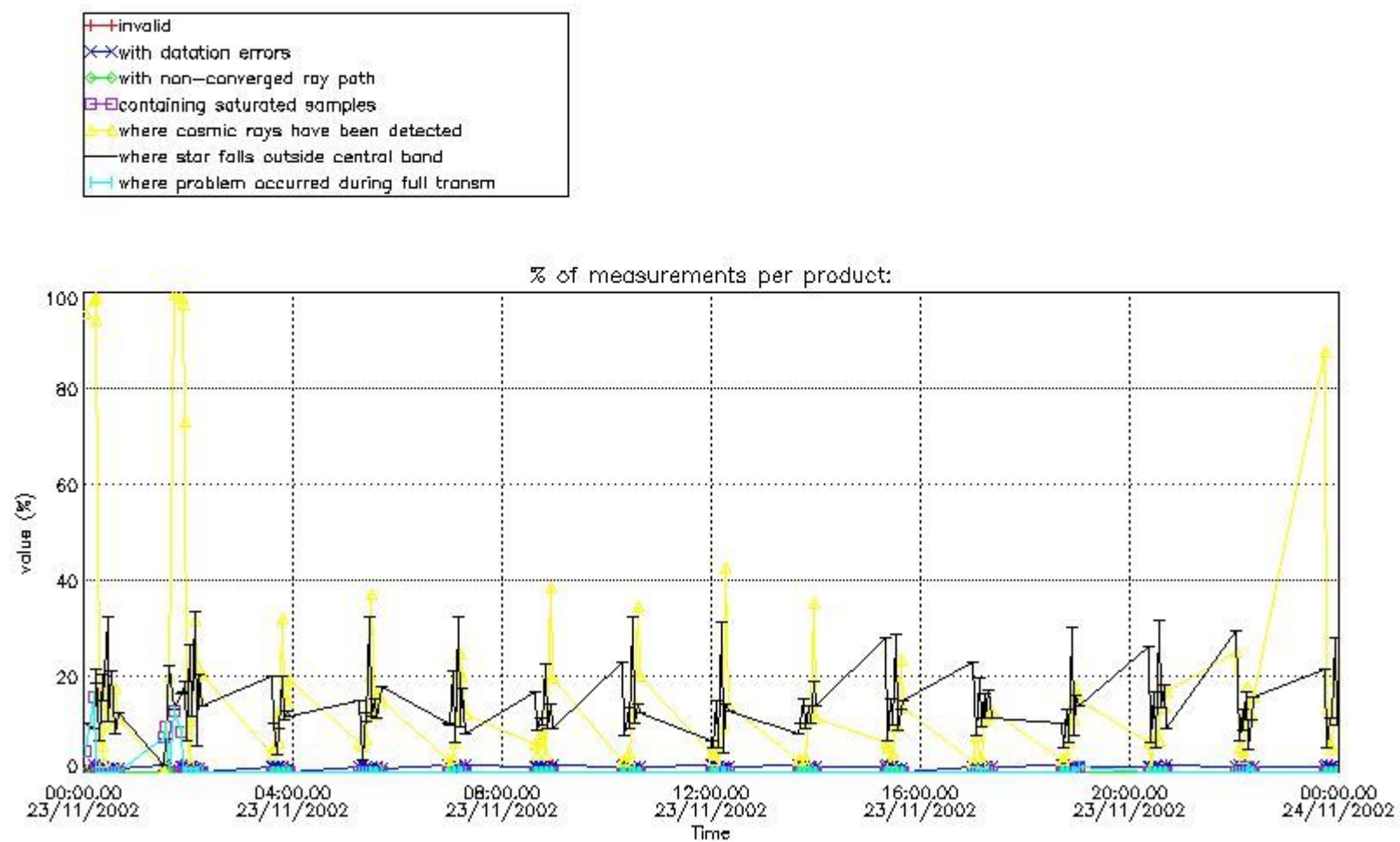


4. Level 1 quality information per product

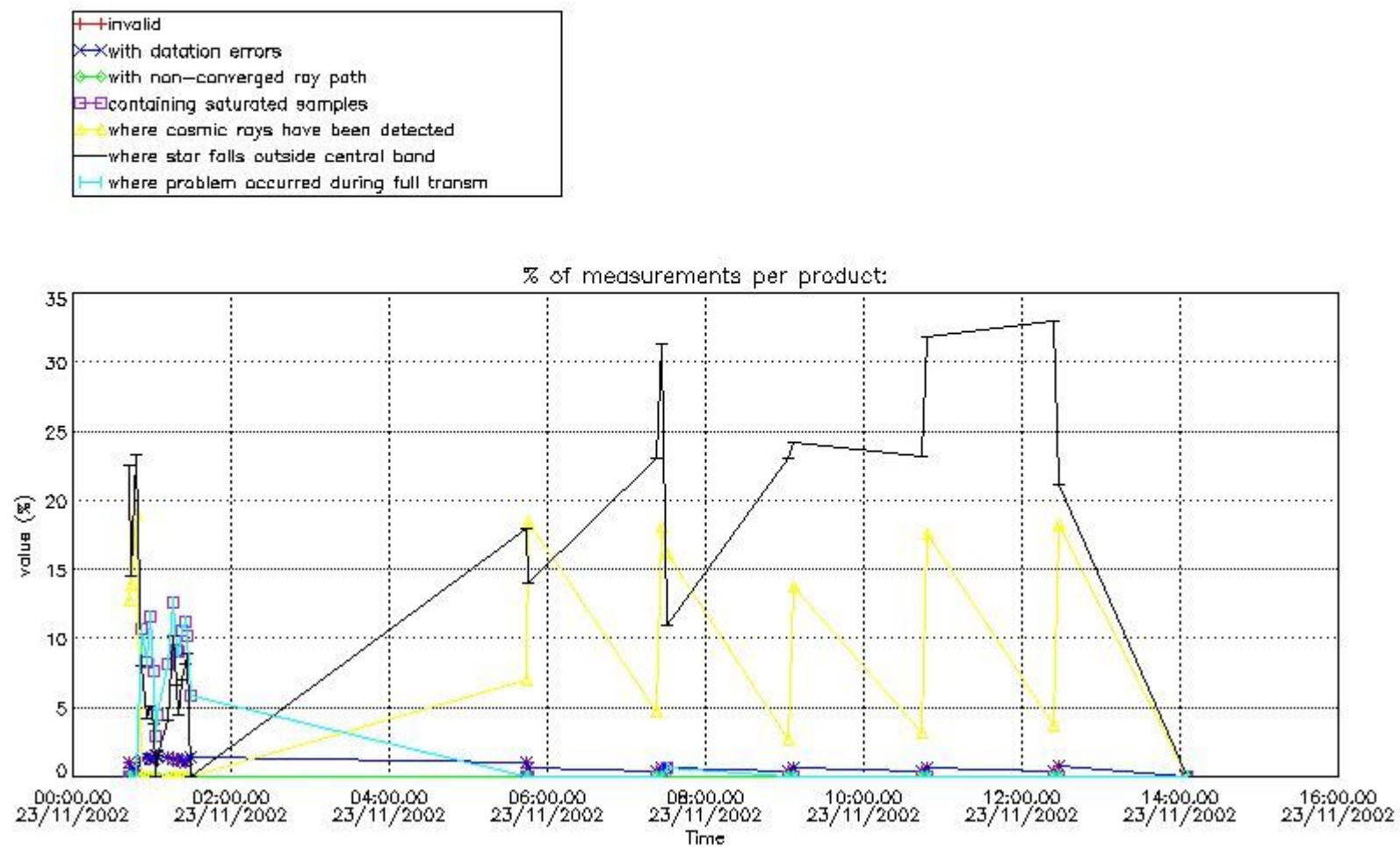
In this section it is plotted some information contained in the Quality Summary data set of the level 2 products that comes from the level 1b processing. Products without errors (error flag in the MPH set to "0") are used.

4.1 Plot quality information per product (time dependant) coming from level 1b processing

4.1.1 Plot level 1 quality information per product (time dependant): ENVISAT ASCENDING passes



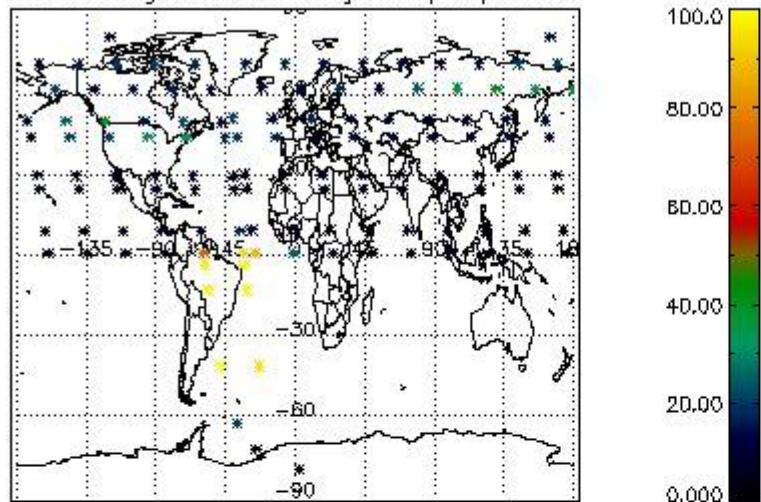
4.1.2 Plot level 1 quality information per product (time dependant): ENVI SAT DESCENDING passes



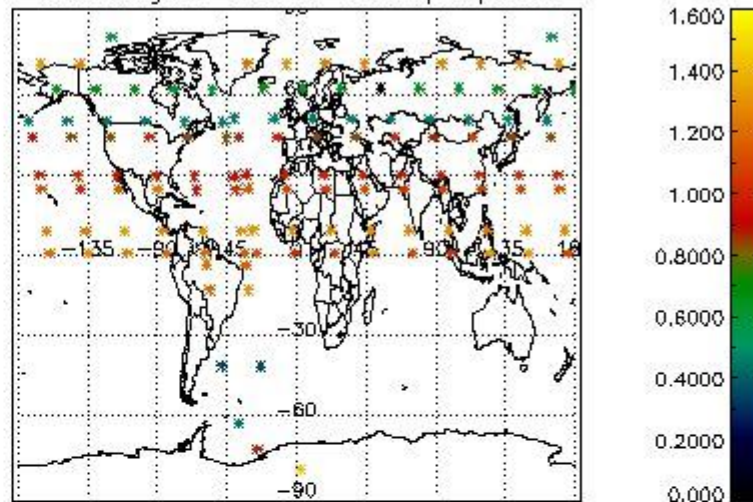
4.2 Plot quality information per product coming from level 1b processing (world map)

4.2.1 Plot level 1 quality information per product (world map): ENVISAT ASCENDING passes

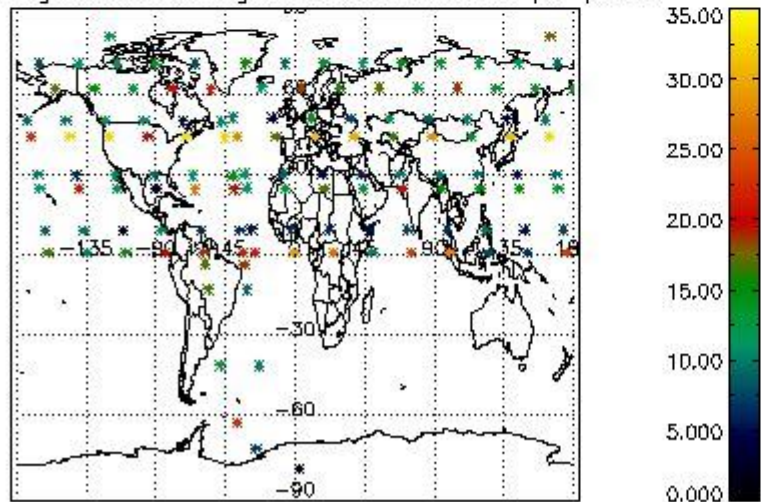
Percentage of cosmic ray hits per profile



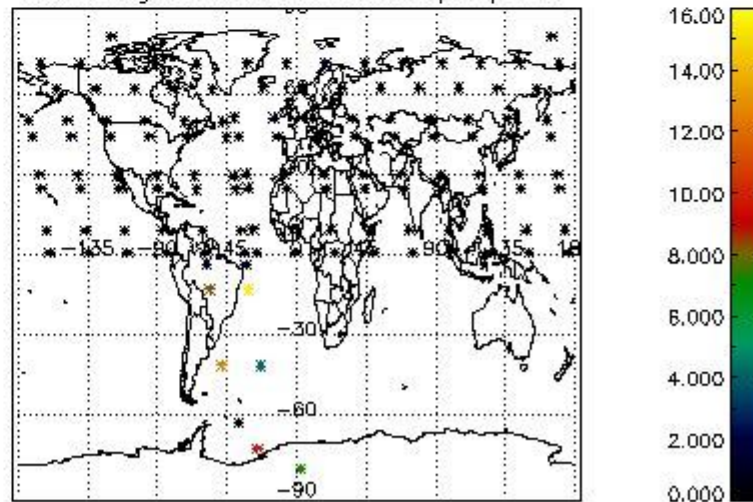
Percentage of datation errors per profile



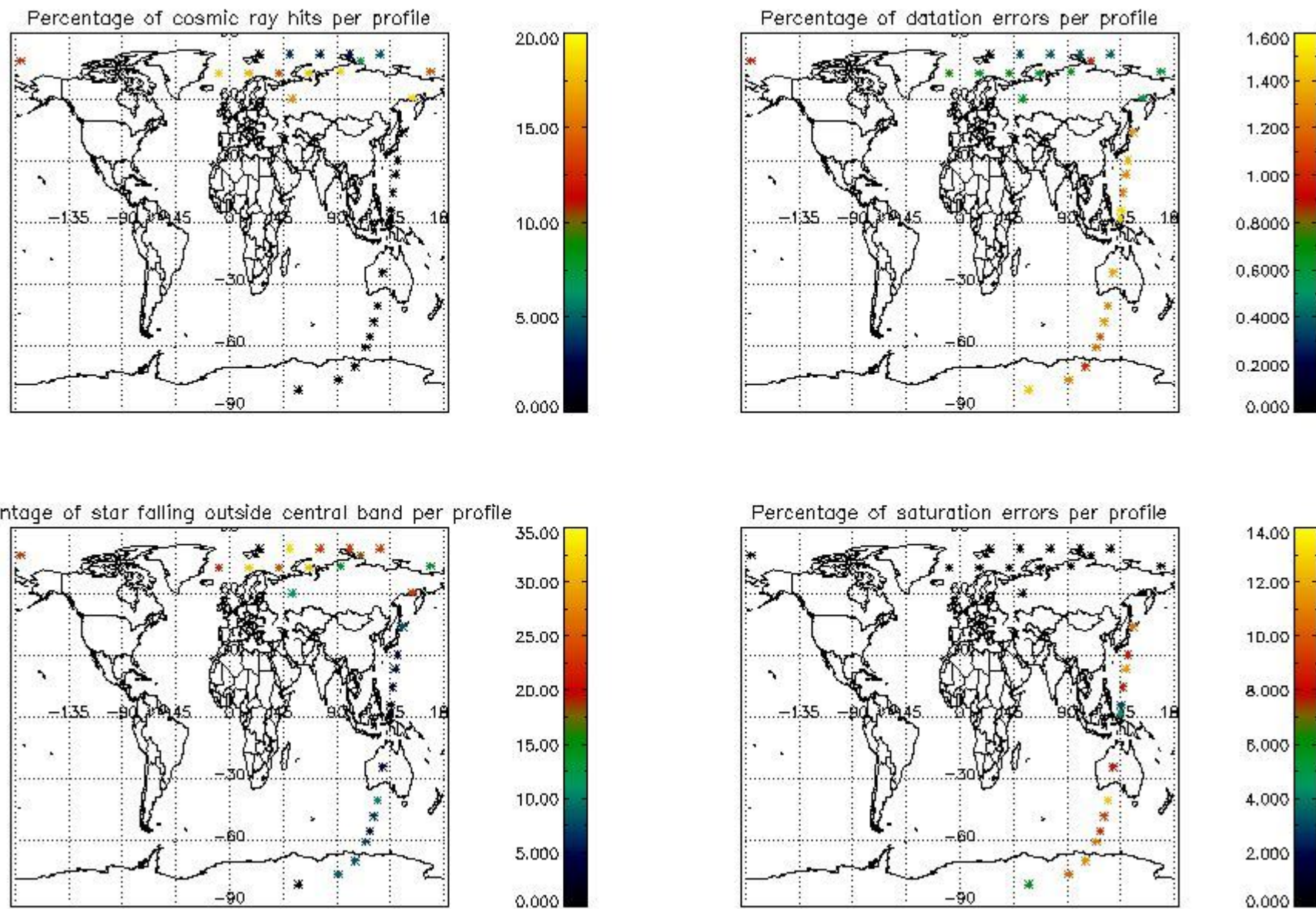
Percentage of star falling outside central band per profile



Percentage of saturation errors per profile



4.2.2 Plot level 1 quality information per product (world map): ENVISAT DESCENDING passes



5. Trace gas profiles

5.1 Ozone statistics based on quality of products

The final quality of the products can be "measured" using the STD (Standard Deviation) attached to every point profile. This information is written to the parameter GOM_NL__2P/NL_LOCAL_SPECIES_DENSITY/o3_std of the level 2 products. The table below shows the statistics for given STD ranges.

The statistics are given with respect to the overall valid production:

- Products without fatal errors: GOM_NL__2P/MPH/PRODUCT_ERR=0
- Valid point profile: GOM_NL__2P/NL_LOCAL_SPECIES_DENSITY/pcd(0)=0

The 'Criteria' is applied to valid points of dark limb products:

- Products in dark limb illumination condition: GOM_NL__2P/NL_SUMMARY_QUALITY/obs_ill_cond=0
- Products without fatal errors: GOM_NL__2P/MPH/PRODUCT_ERR=0
- Valid point profile: GOM_NL__2P/NL_LOCAL_SPECIES_DENSITY/pcd(0)=0

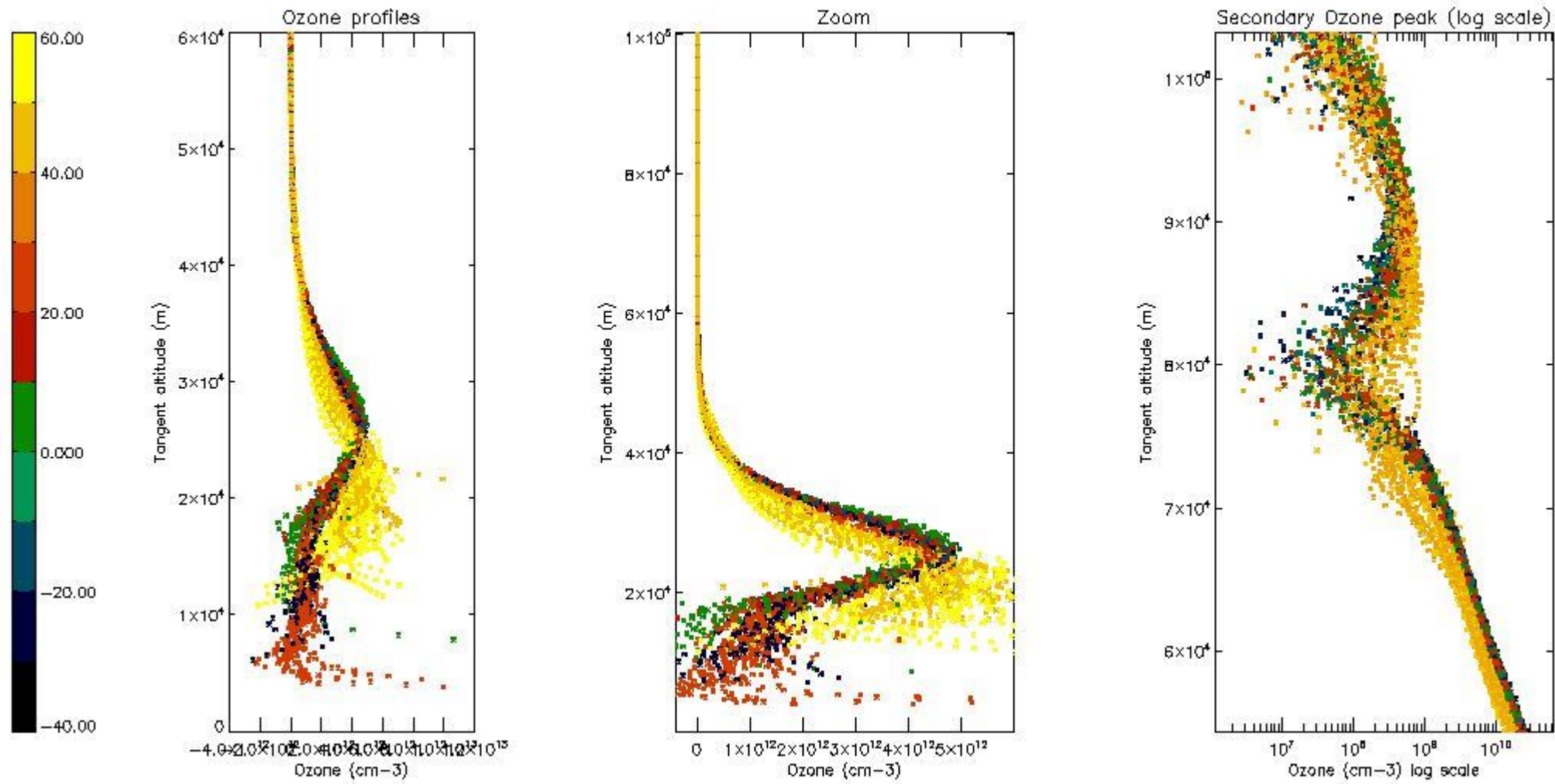
So, the table below shows the percentage of dark limb and valid observations for each criteria with respect to the overall valid daily observations.

Criteria	% of total production
All STD	68
STD < 20	47

STD < 10	42
STD < 5	35

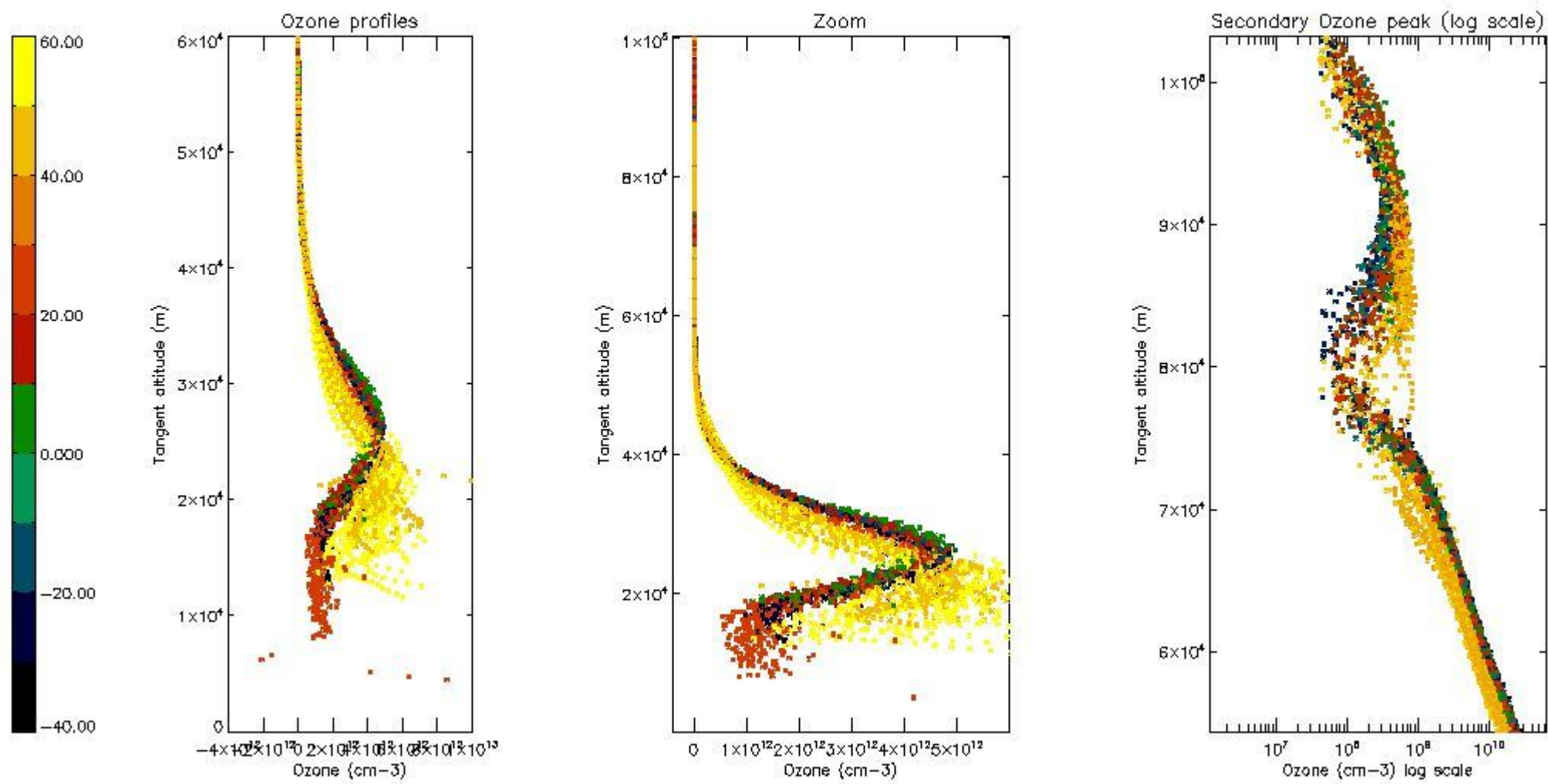
5.2 Plot ozone profiles for all STD (dark without errors)

The colorbar represents the latitude.



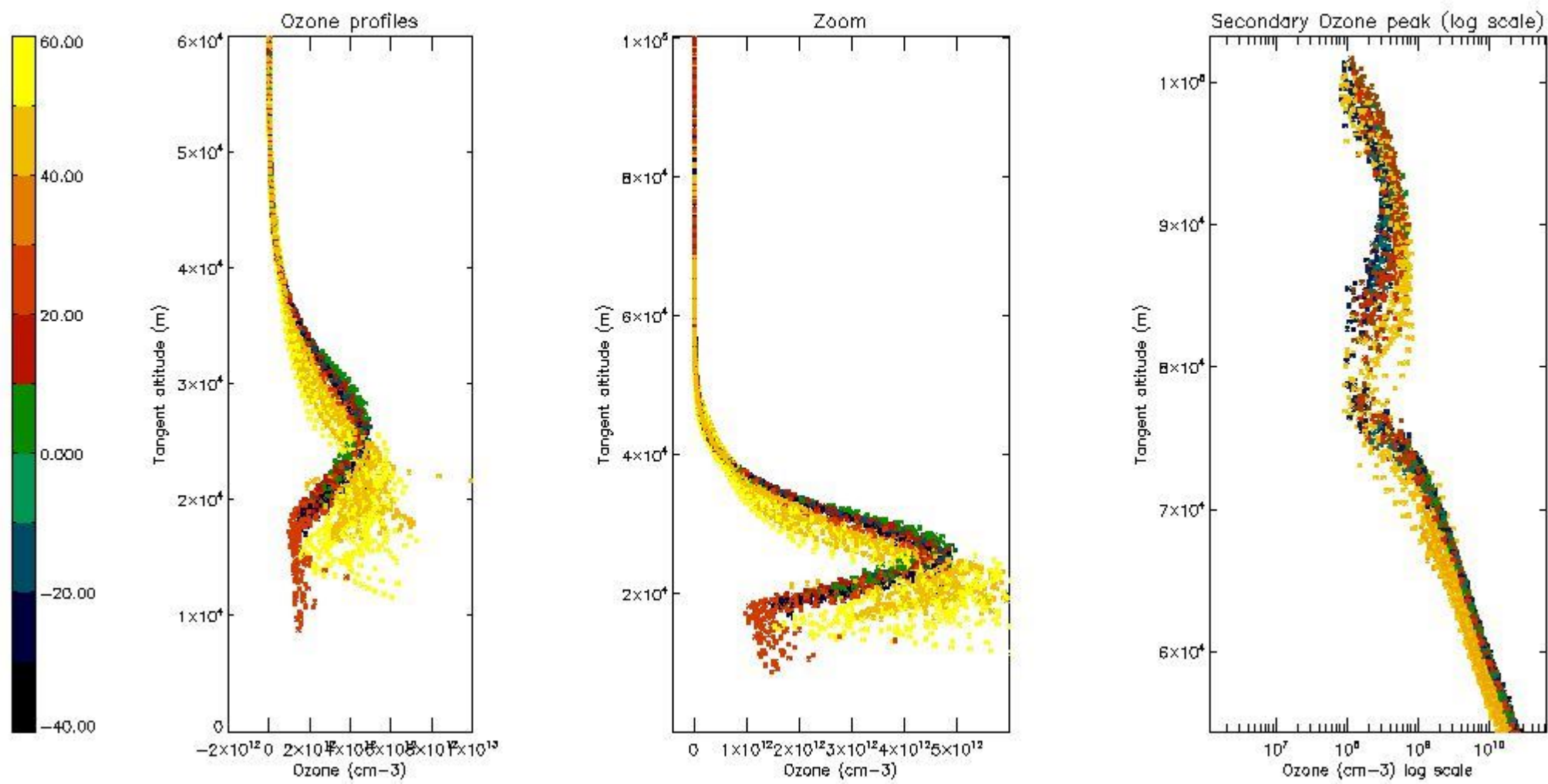
5.3 Plot ozone profiles where STD < 20% (dark without errors)

The colorbar represents the latitude.



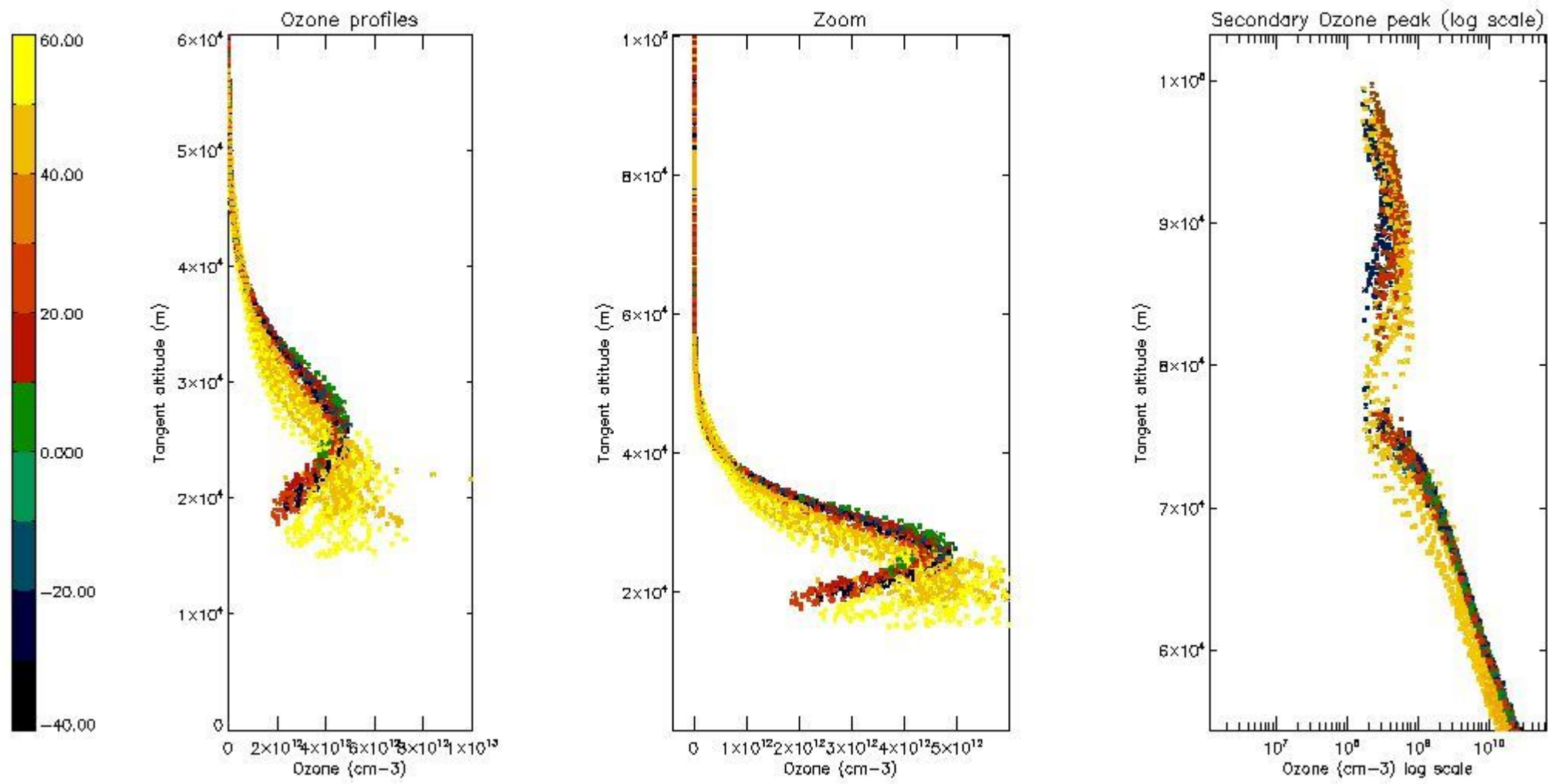
5.4 Plot ozone profiles where STD < 10% (dark without errors)

The colorbar represents the latitude.



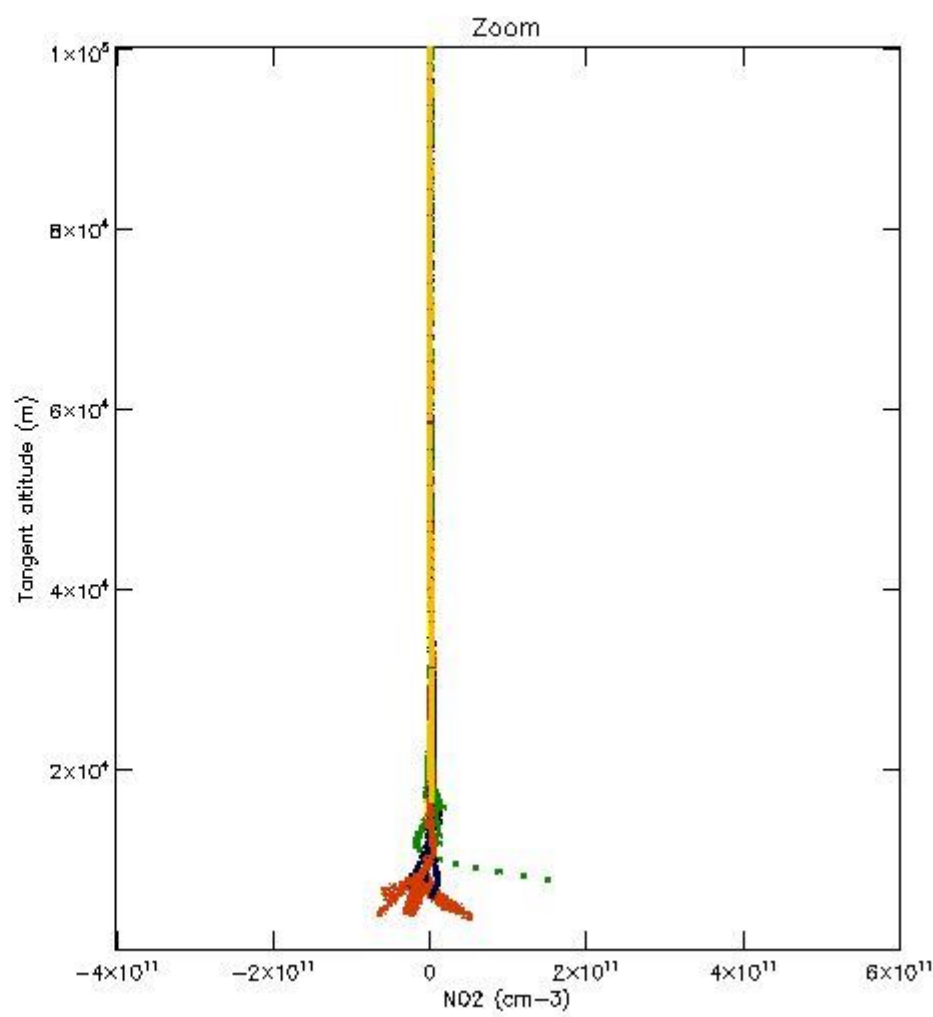
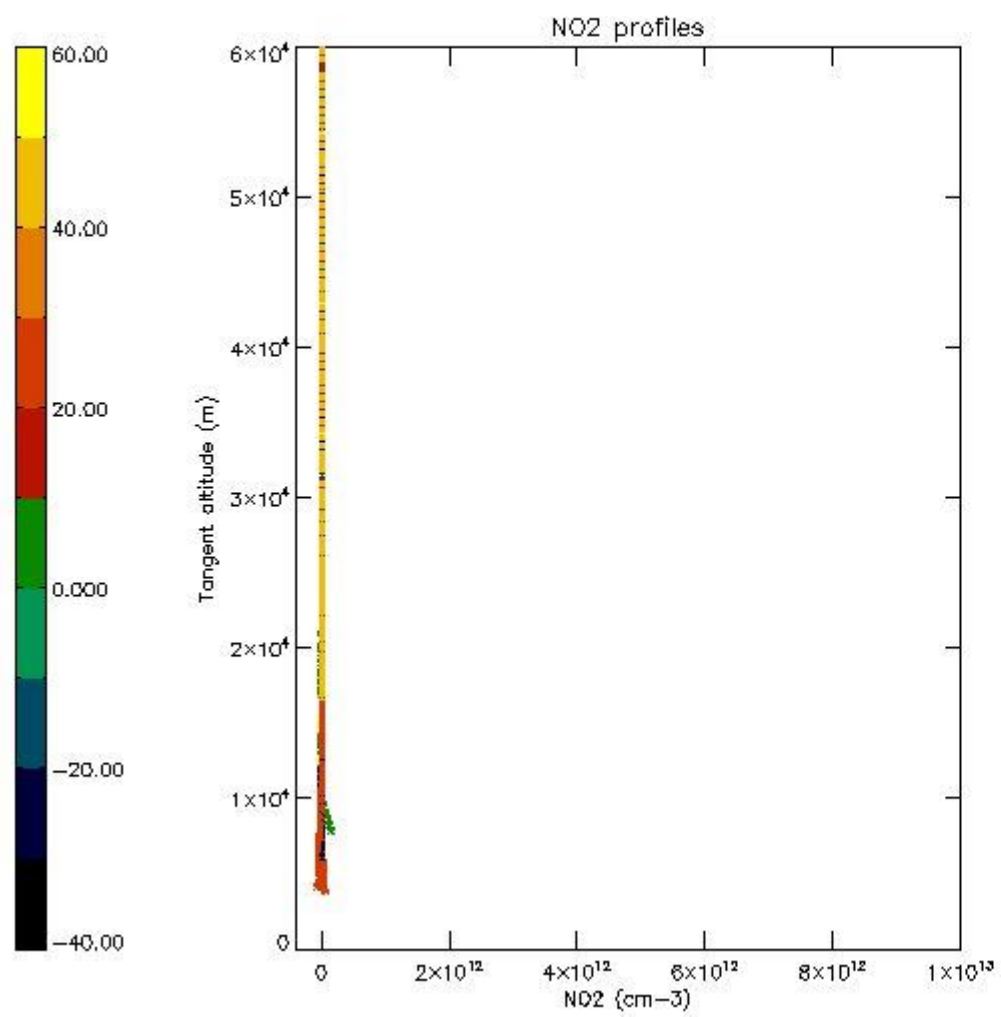
5.5 Plot ozone profiles where STD < 5% (dark without errors)

The colorbar represents the latitude.



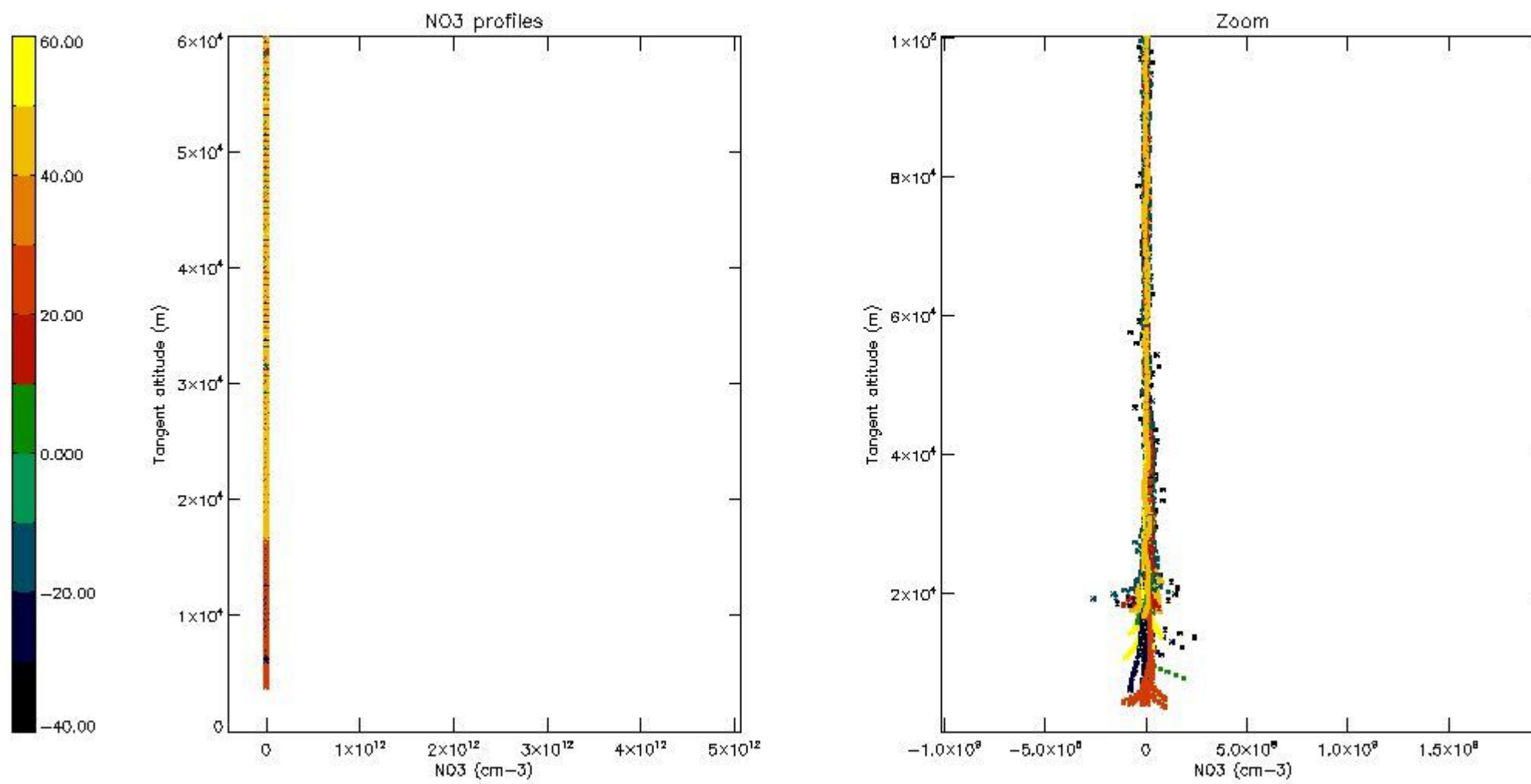
5.6 Plot NO₂ profiles for all STD (dark without errors)

The colorbar represents the latitude.



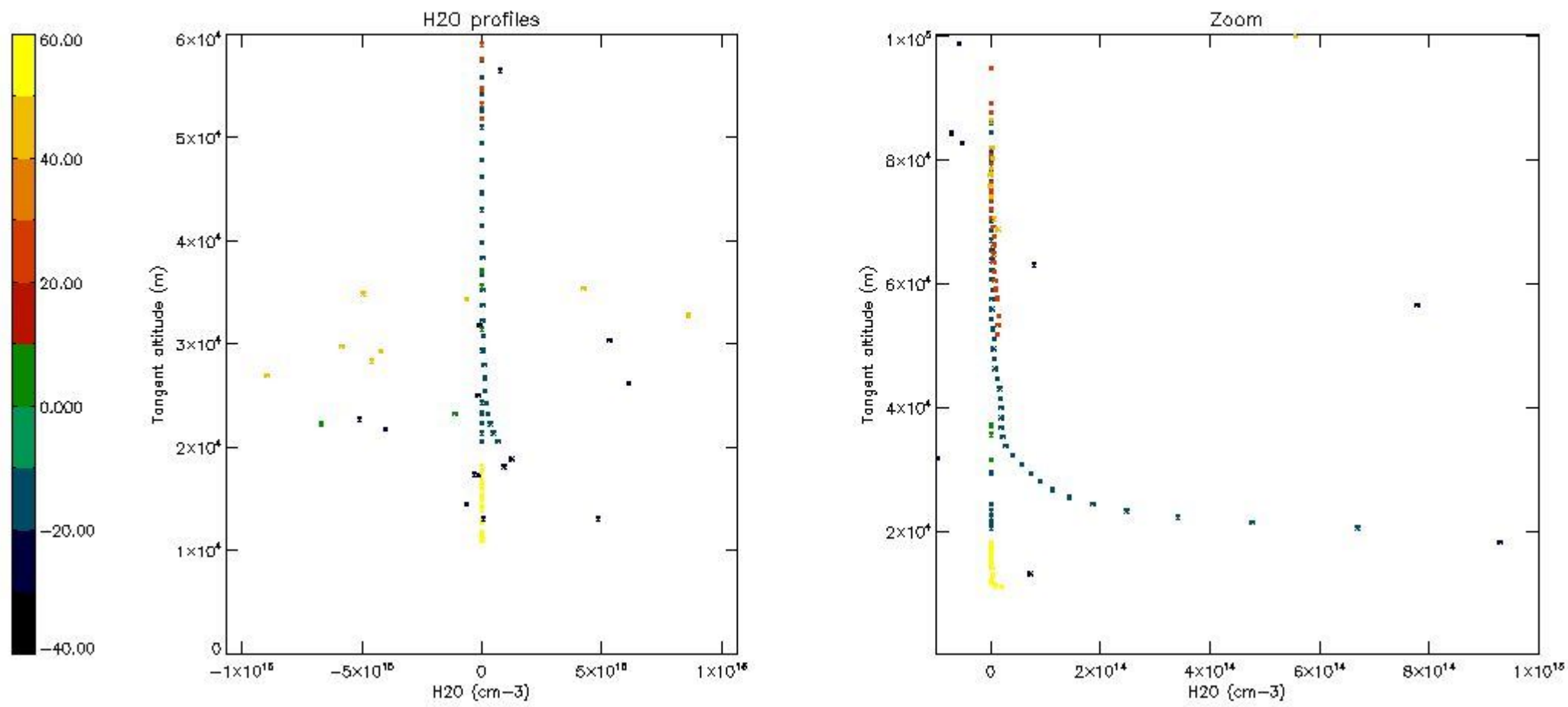
5.7 Plot NO3 profiles for all STD (dark without errors)

The colorbar represents the latitude.



5.8 Plot H₂O profiles for all STD (only for occultations of stars 1,2,3,4,13,14,16,26,63 dark without errors)

The colorbar represents the latitude.



6. Auxiliary Data Files used for the production reported in section 2

The number reported in the third column indicates since which file (see list in section 2) the corresponding auxiliary file has been used. The fourth column is the date of those product files.

Type	Auxiliary Filename	Used since product	Used since product date
INST_PHYS_CHARACTERISTICS	GOM_INS_AXNIEC20050627_150440_20020301_000000_20100101_000000	1	23-NOV-2002 00:02:58
LEVEL-2_PROC_CONFIG	GOM_PR2_AXVIEC20091111_152718_20020301_000000_20500101_000000	1	23-NOV-2002 00:02:58
CROSS_SECTIONS_FILE	GOM_CRS_AXVIEC20091111_154832_20020301_000000_20500101_000000	1	23-NOV-2002 00:02:58

GOMOS Level 2 Daily Report

SUMMARY

[1. General Info](#)

[2. Summary of processed GOM_NL_2P products](#)

[3. Level 2 Quality information per product](#)

[3.1 Plot of level 2 quality information per product \(time dependant\)](#)

[3.2 Plot of level 2 quality information per product \(world map\)](#)

[4. Level 1 Quality information per product \(stored on level 2 products\)](#)

[4.1 Plot of level 1 quality information per product \(time dependant\)](#)

[4.1.1 Plot of level 1 quality information per product \(time dependant\): ASCENDING](#)

[4.1.2 Plot of level 1 quality information per product \(time dependant\): DESCENDING](#)

[4.2 Plot of level 1 quality information per product \(world map\)](#)

[4.2.1 Plot of level 1 quality information per product \(world map\): ASCENDING](#)

[4.2.2 Plot of level 1 quality information per product \(world map\): DESCENDING](#)

[5. Ozone profiles based on quality statistics and other trace gas profiles](#)

[5.1 Ozone statistics based on quality of products](#)

[5.2 Plot ozone profiles for all STD \(dark without errors\)](#)

[5.3 Plot ozone profiles where STD < 20% \(dark without errors\)](#)

[5.4. Plot ozone profiles where STD < 10% \(dark without errors\)](#)

[5.5. Plot ozone profiles where STD < 5% \(dark without errors\)](#)

[5.6 Plot NO2 profiles for all STD \(dark without errors\)](#)

[5.7 Plot NO3 profiles for all STD \(dark without errors\)](#)

[5.8 Plot H2O profiles \(only for occultations of stars 1,2,3,4,13,14,16,26,63 dark without errors\) for all STD](#)

[6. Auxiliary Data Files used for the production reported in section 2](#)

This report presents the daily analysis on parameters extracted from GOMOS level 2 data (GOM_NL__2P). It is intended to monitor some important parameters that will impact the quality of these products. A list of level 2 products (and content) that have arrived during the reporting day to the PCF is also given.

Item	Value
Time of report generation	17APR2013 20:23:52
Data source version	GOMOS/6.01
Start time of products	23-11-2002 (23NOV2002 00:00:00)
Stop time of products	24-11-2002 (24NOV2002 00:00:00)
Store outputs in DB	Yes
Nb of level 2 prods	158
Nb of prods with errors	0

2. Summary of processed GOM_NL__2P products.

Nr	Filename	UTC Start time	Limb	Duration	Star Id	Star Name	Star Mag	Star Temp	Nb Meas	Orbit	Prod. error
1	GOM_NL__2PRFIN20021123_000258_000001412011_00259_03820_1740.N1	23-NOV-2002 00:02:58	Straylight	140.50	22	32Alp Leo	1.3600	15200.	281	3820	No
2	GOM_NL__2PRFIN20021123_001102_000000392011_00259_03820_1741.N1	23-NOV-2002 00:11:02	Dark	38.500	64	Gam Cen	2.2000	10600.	77	3820	No
3	GOM_NL__2PRFIN20021123_001340_000000432011_00259_03820_1742.N1	23-NOV-2002 00:13:40	Dark	43.000	20	Bet Cru	1.2530	30000.	86	3820	No
4	GOM_NL__2PRFIN20021123_001449_000000442011_00260_03821_1725.N1	23-NOV-2002 00:14:49	Dark	44.000	12	Alp1Cru	0.77500	30000.	88	3821	No
5	GOM_NL__2PRFIN20021123_001712_000000392011_00260_03821_1726.N1	23-NOV-2002 00:17:12	Dark	39.000	124	The Car	2.7640	30000.	78	3821	No
6	GOM_NL__2PRFIN20021123_002130_000000502011_00260_03821_1727.N1	23-NOV-2002 00:21:30	Dark	49.500	41	Eps Car	1.8600	4100.0	99	3821	No
7	GOM_NL__2PRFIN20021123_002256_000000542011_00260_03821_1728.N1	23-NOV-2002 00:22:56	Dark	53.500	34	Gam2Vel	1.7930	23000.	107	3821	No
8	GOM_NL__2PRFIN20021123_002700_000000602011_00260_03821_1729.N1	23-NOV-2002 00:27:00	Dark	60.000	2	Alp Car	-0.73600	7000.0	120	3821	No
9	GOM_NL__2PRFIN20021123_002840_000001102011_00260_03821_1730.N1	23-NOV-2002 00:28:40	Dark	110.00	132	15Rho Pup	2.8030	6900.0	220	3821	No
10	GOM_NL__2PRFIN20021123_003209_000000832011_00260_03821_1731.N1	23-NOV-2002 00:32:09	Dark	82.500	23	21Eps CMa	1.5020	26000.	165	3821	No
11	GOM_NL__2PRFIN20021123_003502_000000382011_00260_03821_1732.N1	23-NOV-2002 00:35:02	Straylight	37.500	157	The1Eri	2.9060	9300.0	75	3821	No
12	GOM_NL__2PRFIN20021123_003921_000000862011_00260_03821_1733.N1	23-NOV-2002 00:39:21	Straylight	85.500	47	2Bet CMa	1.9760	28000.	171	3821	No
13	GOM_NL__2PRFIN20021123_004206_000000512011_00260_03821_1734.N1	23-NOV-2002 00:42:06	Straylight	51.000	165	34Gam Eri	2.9500	3200.0	102	3821	No
14	GOM_NL__2PRFIN20021123_004354_000000792011_00260_03821_1735.N1	23-NOV-2002 00:43:54	Straylight	79.000	56	53Kap Ori	2.0650	30000.	158	3821	No
15	GOM_NL__2PRFIN20021123_004747_000000932011_00260_03821_1736.N1	23-NOV-2002 00:47:47	Tw_i_and_stray	92.500	33	50Zet Ori	1.7660	30000.	185	3821	No
16	GOM_NL__2PRFIN20021123_005235_000000382011_00260_03821_1737.N1	23-NOV-2002 00:52:35	Bright	37.500	105	6Bet Ari	2.6450	8900.0	75	3821	No
17	GOM_NL__2PRFIN20021123_005624_000000362011_00260_03821_1738.N1	23-NOV-2002 00:56:24	Bright	36.000	173	4Bet Tri	3.0040	8900.0	72	3821	No
18	GOM_NL__2PRFIN20021123_005817_000000392011_00260_03821_1739.N1	23-NOV-2002 00:58:17	Bright	39.000	79	26Bet Per	2.3100	13100.	78	3821	No
19	GOM_NL__2PRFIN20021123_010047_000000402011_00260_03821_1740.N1	23-NOV-2002 01:00:47	Bright	39.500	175	39Del Per	3.0100	19400.	79	3821	No
20	GOM_NL__2PRFIN20021123_010311_000000342011_00260_03821_1741.N1	23-NOV-2002 01:03:11	Bright	33.500	68	18Alp Cas	2.2250	4500.0	67	3821	No
21	GOM_NL__2PRFIN20021123_010423_000000342011_00260_03821_1742.N1	23-NOV-2002 01:04:23	Bright	34.000	74	11Bet Cas	2.2680	6600.0	68	3821	No
22	GOM_NL__2PRFIN20021123_011140_000000372011_00260_03821_1743.N1	23-NOV-2002 01:11:40	Bright	37.000	49	1Alp UMi	1.9900	6300.0	74	3821	No
23	GOM_NL__2PRFIN20021123_011612_000000402011_00260_03821_1744.N1	23-NOV-2002 01:16:12	Bright	39.500	60	7Bet UMi	2.0810	3950.0	79	3821	No
24	GOM_NL__2PRFIN20021123_011827_000000382011_00260_03821_1745.N1	23-NOV-2002 01:18:27	Bright	38.000	119	14Eta Dra	2.7270	4700.0	76	3821	No
25	GOM_NL__2PRFIN20021123_012033_000000452011_00260_03821_1746.N1	23-NOV-2002 01:20:33	Bright	44.500	82	48Bet UMa	2.3650	10600.	89	3821	No
26	GOM_NL__2PRFIN20021123_012204_000000432011_00260_03821_1747.N1	23-NOV-2002 01:22:04	Bright	42.500	87	64Gam UMa	2.4330	11000.	85	3821	No
27	GOM_NL__2PRFIN20021123_012449_000000492011_00260_03821_1748.N1	23-NOV-2002 01:24:49	Bright	49.000	174	52Psi UMa	3.0040	4400.0	98	3821	No
28	GOM_NL__2PRFIN20021123_012657_000000402011_00260_03821_1749.N1	23-NOV-2002 01:26:57	Bright	39.500	152	12Alp2CVn	2.8900	11000.	79	3821	No
29	GOM_NL__2PRFIN20021123_012912_000000352011_00260_03821_1750.N1	23-NOV-2002 01:29:12	Bright	34.500	83		2.3780	11000.	69	3821	No
30	GOM_NL__2PRFIN20021123_013142_000000352011_00260_03821_1751.N1	23-NOV-2002 01:31:42	Bright	34.500	3	16Alp Boo	-0.050000	4250.0	69	3821	No
31	GOM_NL__2PRFIN20021123_013424_000000582011_00260_03821_1752.N1	23-NOV-2002 01:34:24	Bright	57.500	96	68Del Leo	2.5600	9300.0	115	3821	No
32	GOM_NL__2PRFIN20021123_013725_000001152011_00260_03821_1753.N1	23-NOV-2002 01:37:25	Tw_i_and_stray	114.50	51	41Gam1Leo	2.0100	4500.0	229	3821	No
33	GOM_NL__2PRFIN20021123_014337_000001472011_00260_03821_1754.N1	23-NOV-2002 01:43:37	Straylight	146.50	22	32Alp Leo	1.3600	15200.	293	3821	No
34	GOM_NL__2PRFIN20021123_015138_000000432011_00260_03821_1755.N1	23-NOV-2002 01:51:38	Dark	42.500	64	Gam Cen	2.2000	10600.	85	3821	No
35	GOM_NL__2PRFIN20021123_015416_000000422011_00260_03821_1756.N1	23-NOV-2002 01:54:16	Dark	41.500	20	Bet Cru	1.2530	30000.	83	3821	No
36	GOM_NL__2PRFIN20021123_015525_000000432011_00261_03822_9907.N1	23-NOV-2002 01:55:25	Dark	42.500	12	Alp1Cru	0.77500	30000.	85	3822	No
37	GOM_NL__2PRFIN20021123_015748_000000392011_00261_03822_9908.N1	23-NOV-2002 01:57:48	Dark	38.500	124	The Car	2.7640	30000.	77	3822	No
38	GOM_NL__2PRFIN20021123_020207_000000532011_00261_03822_9909.N1	23-NOV-2002 02:02:07	Dark	52.500	41	Eps Car	1.8600	4100.0	105	3822	No
39	GOM_NL__2PRFIN20021123_020333_000000512011_00261_03822_9910.N1	23-NOV-2002 02:03:33	Dark	51.000	34	Gam2Vel	1.7930	23000.	102	3822	No
40	GOM_NL__2PRFIN20021123_020737_000000602011_00261_03822_9911.N1	23-NOV-2002 02:07:37	Dark	60.000	2	Alp Car	-0.73600	7000.0	120	3822	No
41	GOM_NL__2PRFIN20021123_020917_000001042011_00261_03822_9912.N1	23-NOV-2002 02:09:17	Dark	103.50	132	15Rho Pup	2.8030	6900.0	207	3822	No
42	GOM_NL__2PRFIN20021123_021247_000000812011_00261_03822_9913.N1	23-NOV-2002 02:12:47	Dark	80.500	23	21Eps CMa	1.5020	26000.	161	3822	No

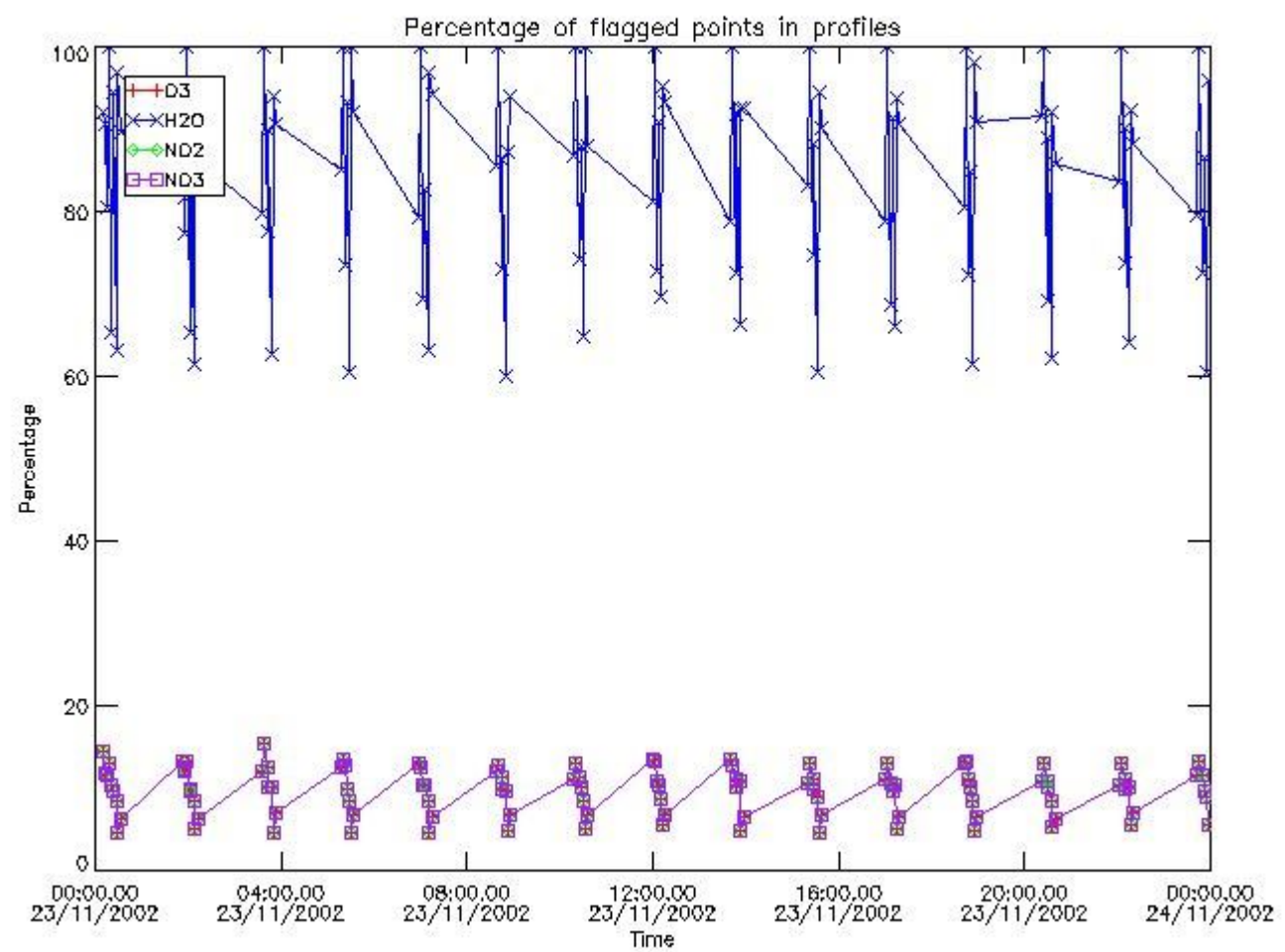
43	GOM_NL__2PRFIN20021123_021538_000000402011_00261_03822_9914.N1	23-NOV-2002 02:15:38	Straylight	39.500	157	The1Eri	2.9060	9300.0	79	3822	No
44	GOM_NL__2PRFIN20021123_033602_000000432011_00262_03823_9907.N1	23-NOV-2002 03:36:02	Dark	42.500	12	Alp1Cru	0.77500	30000.	85	3823	No
45	GOM_NL__2PRFIN20021123_033825_000000402011_00262_03823_9908.N1	23-NOV-2002 03:38:25	Dark	39.500	124	The Car	2.7640	30000.	79	3823	No
46	GOM_NL__2PRFIN20021123_034243_000000412011_00262_03823_9909.N1	23-NOV-2002 03:42:43	Dark	40.500	41	Eps Car	1.8600	4100.0	81	3823	No
47	GOM_NL__2PRFIN20021123_034410_000000502011_00262_03823_9910.N1	23-NOV-2002 03:44:10	Dark	50.000	34	Gam2Vel	1.7930	23000.	100	3823	No
48	GOM_NL__2PRFIN20021123_034813_000000502011_00262_03823_9911.N1	23-NOV-2002 03:48:13	Dark	50.000	2	Alp Car	-0.73600	7000.0	100	3823	No
49	GOM_NL__2PRFIN20021123_034955_000001102011_00262_03823_9912.N1	23-NOV-2002 03:49:55	Dark	110.00	132	15Rho Pup	2.8030	6900.0	220	3823	No
50	GOM_NL__2PRFIN20021123_035324_000000742011_00262_03823_9913.N1	23-NOV-2002 03:53:24	Dark	74.000	23	21Eps CMa	1.5020	26000.	148	3823	No
51	GOM_NL__2PRFIN20021123_035614_000000392011_00262_03823_9914.N1	23-NOV-2002 03:56:14	Straylight	39.000	157	The1Eri	2.9060	9300.0	78	3823	No
52	GOM_NL__2PRFIN20021123_051638_000000412011_00263_03824_9927.N1	23-NOV-2002 05:16:38	Dark	40.500	12	Alp1Cru	0.77500	30000.	81	3824	No
53	GOM_NL__2PRFIN20021123_051901_000000382011_00263_03824_9928.N1	23-NOV-2002 05:19:01	Dark	37.500	124	The Car	2.7640	30000.	75	3824	No
54	GOM_NL__2PRFIN20021123_052320_000000442011_00263_03824_9929.N1	23-NOV-2002 05:23:20	Dark	44.000	41	Eps Car	1.8600	4100.0	88	3824	No
55	GOM_NL__2PRFIN20021123_052447_000000522011_00263_03824_9930.N1	23-NOV-2002 05:24:47	Dark	51.500	34	Gam2Vel	1.7930	23000.	103	3824	No
56	GOM_NL__2PRFIN20021123_052850_000000602011_00263_03824_9931.N1	23-NOV-2002 05:28:50	Dark	60.000	2	Alp Car	-0.73600	7000.0	120	3824	No
57	GOM_NL__2PRFIN20021123_053033_000001122011_00263_03824_9932.N1	23-NOV-2002 05:30:33	Dark	112.00	132	15Rho Pup	2.8030	6900.0	224	3824	No
58	GOM_NL__2PRFIN20021123_053400_000000762011_00263_03824_9933.N1	23-NOV-2002 05:34:00	Dark	75.500	23	21Eps CMa	1.5020	26000.	151	3824	No
59	GOM_NL__2PRFIN20021123_053650_000000402011_00263_03824_9934.N1	23-NOV-2002 05:36:50	Straylight	39.500	157	The1Eri	2.9060	9300.0	79	3824	No
60	GOM_NL__2PRFIN20021123_054109_000000912011_00263_03824_9935.N1	23-NOV-2002 05:41:09	Straylight	90.500	47	2Bet CMa	1.9760	28000.	181	3824	No
61	GOM_NL__2PRFIN20021123_054353_000000502011_00263_03824_9936.N1	23-NOV-2002 05:43:53	Straylight	50.000	165	34Gam Eri	2.9500	3200.0	100	3824	No
62	GOM_NL__2PRFIN20021123_054541_000000792011_00263_03824_9937.N1	23-NOV-2002 05:45:41	Straylight	78.500	56	53Kap Ori	2.0650	30000.	157	3824	No
63	GOM_NL__2PRFIN20021123_065714_000000392011_00263_03824_9927.N1	23-NOV-2002 06:57:14	Dark	39.000	12	Alp1Cru	0.77500	30000.	78	3824	No
64	GOM_NL__2PRFIN20021123_065937_000000412011_00263_03824_9928.N1	23-NOV-2002 06:59:37	Dark	40.500	124	The Car	2.7640	30000.	81	3824	No
65	GOM_NL__2PRFIN20021123_070356_000000502011_00263_03824_9929.N1	23-NOV-2002 07:03:56	Dark	49.500	41	Eps Car	1.8600	4100.0	99	3824	No
66	GOM_NL__2PRFIN20021123_070523_000000502011_00263_03824_9930.N1	23-NOV-2002 07:05:23	Dark	49.500	34	Gam2Vel	1.7930	23000.	99	3824	No
67	GOM_NL__2PRFIN20021123_070925_000000602011_00263_03824_9931.N1	23-NOV-2002 07:09:25	Dark	60.000	2	Alp Car	-0.73600	7000.0	120	3824	No
68	GOM_NL__2PRFIN20021123_071111_000001102011_00263_03824_9932.N1	23-NOV-2002 07:11:11	Dark	110.00	132	15Rho Pup	2.8030	6900.0	220	3824	No
69	GOM_NL__2PRFIN20021123_071437_000000782011_00263_03824_9933.N1	23-NOV-2002 07:14:37	Dark	78.000	23	21Eps CMa	1.5020	26000.	156	3824	No
70	GOM_NL__2PRFIN20021123_071726_000000382011_00263_03824_9934.N1	23-NOV-2002 07:17:26	Straylight	38.000	157	The1Eri	2.9060	9300.0	76	3824	No
71	GOM_NL__2PRFIN20021123_072218_000001282011_00263_03824_9935.N1	23-NOV-2002 07:22:18	Straylight	128.00	1	9Alp CMa	-1.4400	11000.	256	3824	No
72	GOM_NL__2PRFIN20021123_072629_000000802011_00263_03824_9936.N1	23-NOV-2002 07:26:29	Straylight	80.000	7	19Bet Ori	0.10000	14000.	160	3824	No
73	GOM_NL__2PRFIN20021123_073018_000000782011_00263_03824_9937.N1	23-NOV-2002 07:30:18	Tw_i_and_stray	77.500	30	46Eps Ori	1.6940	30000.	155	3824	No
74	GOM_NL__2PRFIN20021123_083749_000000422011_00265_03826_9927.N1	23-NOV-2002 08:37:49	Dark	42.000	12	Alp1Cru	0.77500	30000.	84	3826	No
75	GOM_NL__2PRFIN20021123_084013_000000402011_00265_03826_9928.N1	23-NOV-2002 08:40:13	Dark	40.000	124	The Car	2.7640	30000.	80	3826	No
76	GOM_NL__2PRFIN20021123_084432_000000452011_00265_03826_9929.N1	23-NOV-2002 08:44:32	Dark	45.000	41	Eps Car	1.8600	4100.0	90	3826	No
77	GOM_NL__2PRFIN20021123_084600_000000522011_00265_03826_9930.N1	23-NOV-2002 08:46:00	Dark	51.500	34	Gam2Vel	1.7930	23000.	103	3826	No
78	GOM_NL__2PRFIN20021123_085002_000000532011_00265_03826_9931.N1	23-NOV-2002 08:50:02	Dark	53.000	2	Alp Car	-0.73600	7000.0	106	3826	No
79	GOM_NL__2PRFIN20021123_085149_000001092011_00265_03826_9932.N1	23-NOV-2002 08:51:49	Dark	109.00	132	15Rho Pup	2.8030	6900.0	218	3826	No
80	GOM_NL__2PRFIN20021123_085514_000000752011_00265_03826_9933.N1	23-NOV-2002 08:55:14	Dark	75.000	23	21Eps CMa	1.5020	26000.	150	3826	No
81	GOM_NL__2PRFIN20021123_085803_000000382011_00265_03826_9934.N1	23-NOV-2002 08:58:03	Straylight	38.000	157	The1Eri	2.9060	9300.0	76	3826	No
82	GOM_NL__2PRFIN20021123_090254_000001282011_00265_03826_9935.N1	23-NOV-2002 09:02:54	Straylight	128.00	1	9Alp CMa	-1.4400	11000.	256	3826	No
83	GOM_NL__2PRFIN20021123_090704_000000732011_00265_03826_9936.N1	23-NOV-2002 09:07:04	Straylight	72.500	7	19Bet Ori	0.10000	14000.	145	3826	No
84	GOM_NL__2PRFIN20021123_101826_000000462011_00266_03827_9927.N1	23-NOV-2002 10:18:26	Dark	45.500	12	Alp1Cru	0.77500	30000.	91	3827	No
85	GOM_NL__2PRFIN20021123_102049_000000392011_00266_03827_9928.N1	23-NOV-2002 10:20:49	Dark	39.000	124	The Car	2.7640	30000.	78	3827	No
86	GOM_NL__2PRFIN20021123_102509_000000452011_00266_03827_9929.N1	23-NOV-2002 10:25:09	Dark	45.000	41	Eps Car	1.8600	4100.0	90	3827	No
87	GOM_NL__2PRFIN20021123_102637_000000502011_00266_03827_9930.N1	23-NOV-2002 10:26:37	Dark	50.000	34	Gam2Vel	1.7930	23000.	100	3827	No
88	GOM_NL__2PRFIN20021123_103038_000000602011_00266_03827_9931.N1	23-NOV-2002 10:30:38	Dark	60.000	2	Alp Car	-0.73600	7000.0	120	3827	No
89	GOM_NL__2PRFIN20021123_103227_000001102011_00266_03827_9932.N1	23-NOV-2002 10:32:27	Dark	110.00	132	15Rho Pup	2.8030	6900.0	220	3827	No
90	GOM_NL__2PRFIN20021123_103551_000000752011_00266_03827_9933.N1	23-NOV-2002 10:35:51	Dark	75.000	23	21Eps CMa	1.5020	26000.	150	3827	No
91	GOM_NL__2PRFIN20021123_103838_000000402011_00266_03827_9934.N1	23-NOV-2002 10:38:38	Straylight	40.000	157	The1Eri	2.9060	9300.0	80	3827	No
92	GOM_NL__2PRFIN20021123_104331_000001282011_00266_03827_9935.N1	23-NOV-2002 10:43:31	Straylight	127.50	1	9Alp CMa	-1.4400	11000.	255	3827	No
93	GOM_NL__2PRFIN20021123_104740_000000802011_00266_03827_9936.N1	23-NOV-2002 10:47:40	Straylight	80.000	7	19Bet Ori	0.10000	14000.	160	3827	No
94	GOM_NL__2PRFIN20021123_115902_000000382011_00267_03828_9927.N1	23-NOV-2002 11:59:02	Dark	37.500	12	Alp1Cru	0.77500	30000.	75	3828	No
95	GOM_NL__2PRFIN20021123_120126_000000392011_00267_03828_9928.N1	23-NOV-2002 12:01:26	Dark	38.500	124	The Car	2.7640	30000.	77	3828	No
96	GOM_NL__2PRFIN20021123_120545_000000472011_00267_03828_9929.N1	23-NOV-2002 12:05:45	Dark	46.500	41	Eps Car	1.8600	4100.0	93	3828	No
97	GOM_NL__2PRFIN20021123_120713_000000492011_00267_03828_9930.N1	23-NOV-2002 12:07:13	Dark	49.000	34	Gam2Vel	1.7930	23000.	98	3828	No
98	GOM_NL__2PRFIN20021123_121114_000000602011_00267_03828_9931.N1	23-NOV-2002 12:11:14	Dark	59.500	2	Alp Car	-0.73600	7000.0	119	3828	No
99	GOM_NL__2PRFIN20021123_121304_000001032011_00267_03828_9932.N1	23-NOV-2002 12:13:04	Dark	102.50	132	15Rho Pup	2.8030	6900.0	205	3828	No
100	GOM_NL__2PRFIN20021123_121627_000000752011_00267_03828_9933.N1	23-NOV-2002 12:16:27	Dark	75.000	23	21Eps CMa	1.5020	26000.	150	3828	No
101	GOM_NL__2PRFIN20021123_121915_000000402011_00267_03828_9934.N1	23-NOV-2002 12:19:15	Straylight	39.500	157	The1Eri	2.9060	9300.0	79	3828	No

102	GOM_NL__2PRFIN20021123_122407_000001472011_00267_03828_9935.N1	23-NOV-2002 12:24:07	Straylight	147.00	1	9Alp CMa	-1.4400	11000.	294	3828	No
103	GOM_NL__2PRFIN20021123_122816_000000692011_00267_03828_9936.N1	23-NOV-2002 12:28:16	Straylight	68.500	7	19Bet Ori	0.10000	14000.	137	3828	No
104	GOM_NL__2PRFIN20021123_133938_000000382011_00268_03829_9927.N1	23-NOV-2002 13:39:38	Dark	38.000	12	Alp1Cru	0.77500	30000.	76	3829	No
105	GOM_NL__2PRFIN20021123_134202_000000402011_00268_03829_9928.N1	23-NOV-2002 13:42:02	Dark	40.000	124	The Car	2.7640	30000.	80	3829	No
106	GOM_NL__2PRFIN20021123_134622_000000462011_00268_03829_9929.N1	23-NOV-2002 13:46:22	Dark	46.000	41	Eps Car	1.8600	4100.0	92	3829	No
107	GOM_NL__2PRFIN20021123_134750_000000502011_00268_03829_9930.N1	23-NOV-2002 13:47:50	Dark	50.000	34	Gam2Vel	1.7930	23000.	100	3829	No
108	GOM_NL__2PRFIN20021123_135152_000000472011_00268_03829_9931.N1	23-NOV-2002 13:51:52	Dark	46.500	2	Alp Car	-0.73600	7000.0	93	3829	No
109	GOM_NL__2PRFIN20021123_135342_000001092011_00268_03829_9932.N1	23-NOV-2002 13:53:42	Dark	108.50	132	15Rho Pup	2.8030	6900.0	217	3829	No
110	GOM_NL__2PRFIN20021123_135704_000000802011_00268_03829_9933.N1	23-NOV-2002 13:57:04	Dark	79.500	23	21Eps CMa	1.5020	26000.	159	3829	No
111	GOM_NL__2PRFIN20021123_135951_000000402011_00268_03829_9934.N1	23-NOV-2002 13:59:51	Straylight	40.000	157	The1Eri	2.9060	9300.0	80	3829	No
112	GOM_NL__2PRFIN20021123_140443_000000052011_00268_03829_9935.N1	23-NOV-2002 14:04:43	Straylight	4.5000	1	9Alp CMa	-1.4400	11000.	9	3829	No
113	GOM_NL__2PRFIN20021123_152014_000000482011_00269_03830_9927.N1	23-NOV-2002 15:20:14	Dark	48.000	12	Alp1Cru	0.77500	30000.	96	3830	No
114	GOM_NL__2PRFIN20021123_152238_000000392011_00269_03830_9928.N1	23-NOV-2002 15:22:38	Dark	39.000	124	The Car	2.7640	30000.	78	3830	No
115	GOM_NL__2PRFIN20021123_152659_000000462011_00269_03830_9929.N1	23-NOV-2002 15:26:59	Dark	46.000	41	Eps Car	1.8600	4100.0	92	3830	No
116	GOM_NL__2PRFIN20021123_152827_000000522011_00269_03830_9930.N1	23-NOV-2002 15:28:27	Dark	51.500	34	Gam2Vel	1.7930	23000.	103	3830	No
117	GOM_NL__2PRFIN20021123_153228_000000582011_00269_03830_9931.N1	23-NOV-2002 15:32:28	Dark	57.500	2	Alp Car	-0.73600	7000.0	115	3830	No
118	GOM_NL__2PRFIN20021123_153419_000001102011_00269_03830_9932.N1	23-NOV-2002 15:34:19	Dark	109.50	132	15Rho Pup	2.8030	6900.0	219	3830	No
119	GOM_NL__2PRFIN20021123_153741_000000762011_00269_03830_9933.N1	23-NOV-2002 15:37:41	Dark	75.500	23	21Eps CMa	1.5020	26000.	151	3830	No
120	GOM_NL__2PRFIN20021123_154027_000000412011_00269_03830_9934.N1	23-NOV-2002 15:40:27	Straylight	40.500	157	The1Eri	2.9060	9300.0	81	3830	No
121	GOM_NL__2PRFIN20021123_170050_000000462011_00270_03831_9927.N1	23-NOV-2002 17:00:50	Dark	45.500	12	Alp1Cru	0.77500	30000.	91	3831	No
122	GOM_NL__2PRFIN20021123_170315_000000402011_00270_03831_9928.N1	23-NOV-2002 17:03:15	Dark	39.500	124	The Car	2.7640	30000.	79	3831	No
123	GOM_NL__2PRFIN20021123_170735_000000492011_00270_03831_9929.N1	23-NOV-2002 17:07:35	Dark	48.500	41	Eps Car	1.8600	4100.0	97	3831	No
124	GOM_NL__2PRFIN20021123_170903_000000532011_00270_03831_9930.N1	23-NOV-2002 17:09:03	Dark	52.500	34	Gam2Vel	1.7930	23000.	105	3831	No
125	GOM_NL__2PRFIN20021123_171304_000000492011_00270_03831_9931.N1	23-NOV-2002 17:13:04	Dark	49.000	2	Alp Car	-0.73600	7000.0	98	3831	No
126	GOM_NL__2PRFIN20021123_171457_000001142011_00270_03831_9932.N1	23-NOV-2002 17:14:57	Dark	113.50	132	15Rho Pup	2.8030	6900.0	227	3831	No
127	GOM_NL__2PRFIN20021123_171817_000000792011_00270_03831_9933.N1	23-NOV-2002 17:18:17	Dark	79.000	23	21Eps CMa	1.5020	26000.	158	3831	No
128	GOM_NL__2PRFIN20021123_172103_000000402011_00270_03831_9934.N1	23-NOV-2002 17:21:03	Straylight	39.500	157	The1Eri	2.9060	9300.0	79	3831	No
129	GOM_NL__2PRFIN20021123_184127_000000392011_00271_03832_9927.N1	23-NOV-2002 18:41:27	Dark	39.000	12	Alp1Cru	0.77500	30000.	78	3832	No
130	GOM_NL__2PRFIN20021123_184351_000000392011_00271_03832_9928.N1	23-NOV-2002 18:43:51	Dark	38.500	124	The Car	2.7640	30000.	77	3832	No
131	GOM_NL__2PRFIN20021123_184812_000000462011_00271_03832_9929.N1	23-NOV-2002 18:48:12	Dark	45.500	41	Eps Car	1.8600	4100.0	91	3832	No
132	GOM_NL__2PRFIN20021123_184940_000000502011_00271_03832_9930.N1	23-NOV-2002 18:49:40	Dark	50.000	34	Gam2Vel	1.7930	23000.	100	3832	No
133	GOM_NL__2PRFIN20021123_185340_000000602011_00271_03832_9931.N1	23-NOV-2002 18:53:40	Dark	60.000	2	Alp Car	-0.73600	7000.0	120	3832	No
134	GOM_NL__2PRFIN20021123_185535_000001072011_00271_03832_9932.N1	23-NOV-2002 18:55:35	Dark	107.00	132	15Rho Pup	2.8030	6900.0	214	3832	No
135	GOM_NL__2PRFIN20021123_185854_000000782011_00271_03832_9933.N1	23-NOV-2002 18:58:54	Dark	77.500	23	21Eps CMa	1.5020	26000.	155	3832	No
136	GOM_NL__2PRFIN20021123_190139_000000402011_00271_03832_9934.N1	23-NOV-2002 19:01:39	Straylight	40.000	157	The1Eri	2.9060	9300.0	80	3832	No
137	GOM_NL__2PRFIN20021123_202203_000000482011_00271_03832_9927.N1	23-NOV-2002 20:22:03	Dark	47.500	12	Alp1Cru	0.77500	30000.	95	3832	No
138	GOM_NL__2PRFIN20021123_202427_000000402011_00271_03832_9928.N1	23-NOV-2002 20:24:27	Dark	39.500	124	The Car	2.7640	30000.	79	3832	No
139	GOM_NL__2PRFIN20021123_202848_000000482011_00271_03832_9929.N1	23-NOV-2002 20:28:48	Dark	47.500	41	Eps Car	1.8600	4100.0	95	3832	No
140	GOM_NL__2PRFIN20021123_203017_000000502011_00271_03832_9930.N1	23-NOV-2002 20:30:17	Dark	50.000	34	Gam2Vel	1.7930	23000.	100	3832	No
141	GOM_NL__2PRFIN20021123_203417_000000602011_00271_03832_9931.N1	23-NOV-2002 20:34:17	Dark	60.000	2	Alp Car	-0.73600	7000.0	120	3832	No
142	GOM_NL__2PRFIN20021123_203613_000001142011_00271_03832_9932.N1	23-NOV-2002 20:36:13	Dark	114.00	132	15Rho Pup	2.8030	6900.0	228	3832	No
143	GOM_NL__2PRFIN20021123_203929_000000822011_00271_03832_9933.N1	23-NOV-2002 20:39:29	Dark	82.000	23	21Eps CMa	1.5020	26000.	164	3832	No
144	GOM_NL__2PRFIN20021123_204215_000000392011_00271_03832_9934.N1	23-NOV-2002 20:42:15	Straylight	38.500	157	The1Eri	2.9060	9300.0	77	3832	No
145	GOM_NL__2PRFIN20021123_220239_000000502011_00273_03834_9947.N1	23-NOV-2002 22:02:39	Dark	49.500	12	Alp1Cru	0.77500	30000.	99	3834	No
146	GOM_NL__2PRFIN20021123_220504_000000392011_00273_03834_9948.N1	23-NOV-2002 22:05:04	Dark	39.000	124	The Car	2.7640	30000.	78	3834	No
147	GOM_NL__2PRFIN20021123_220924_000000462011_00273_03834_9949.N1	23-NOV-2002 22:09:24	Dark	46.000	41	Eps Car	1.8600	4100.0	92	3834	No
148	GOM_NL__2PRFIN20021123_221054_000000512011_00273_03834_9950.N1	23-NOV-2002 22:10:54	Dark	51.000	34	Gam2Vel	1.7930	23000.	102	3834	No
149	GOM_NL__2PRFIN20021123_221453_000000512011_00273_03834_9951.N1	23-NOV-2002 22:14:53	Dark	50.500	2	Alp Car	-0.73600	7000.0	101	3834	No
150	GOM_NL__2PRFIN20021123_221651_000001042011_00273_03834_9952.N1	23-NOV-2002 22:16:51	Dark	103.50	132	15Rho Pup	2.8030	6900.0	207	3834	No
151	GOM_NL__2PRFIN20021123_222008_000000732011_00273_03834_9953.N1	23-NOV-2002 22:20:08	Dark	73.000	23	21Eps CMa	1.5020	26000.	146	3834	No
152	GOM_NL__2PRFIN20021123_222251_000000422011_00273_03834_9954.N1	23-NOV-2002 22:22:51	Straylight	41.500	157	The1Eri	2.9060	9300.0	83	3834	No
153	GOM_NL__2PRFIN20021123_234315_000000452011_00274_03835_9947.N1	23-NOV-2002 23:43:15	Dark	44.500	12	Alp1Cru	0.77500	30000.	89	3835	No
154	GOM_NL__2PRFIN20021123_234540_000000392011_00274_03835_9948.N1	23-NOV-2002 23:45:40	Dark	38.500	124	The Car	2.7640	30000.	77	3835	No
155	GOM_NL__2PRFIN20021123_235001_000000442011_00274_03835_9949.N1	23-NOV-2002 23:50:01	Dark	44.000	41	Eps Car	1.8600	4100.0	88	3835	No
156	GOM_NL__2PRFIN20021123_235130_000000532011_00274_03835_9950.N1	23-NOV-2002 23:51:30	Dark	52.500	34	Gam2Vel	1.7930	23000.	105	3835	No
157	GOM_NL__2PRFIN20021123_235529_000000582011_00274_03835_9951.N1	23-NOV-2002 23:55:29	Dark	57.500	2	Alp Car	-0.73600	7000.0	115	3835	No
158	GOM_NL__2PRFIN20021123_235729_000001112011_00274_03835_9952.N1	23-NOV-2002 23:57:29	Dark	110.50	132	15Rho Pup	2.8030	6900.0	221	3835	No

3. Quality information per product

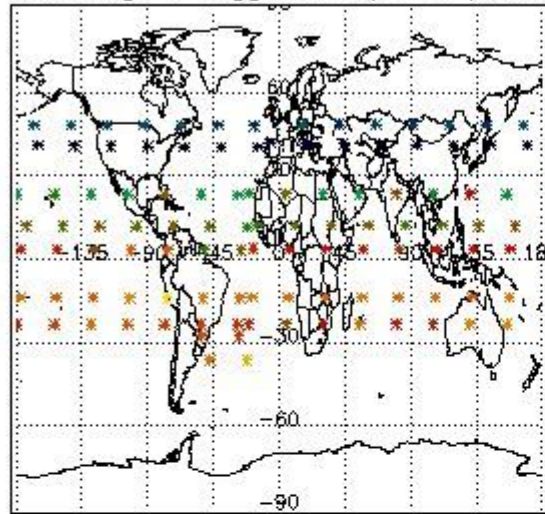
In this section it is plotted some information contained in the Quality Summary data set of the level 2 products. Only products in dark limb conditions and without errors (error flag in the MPH set to "0") are used.

3.1 Plot quality information per product (time dependant)

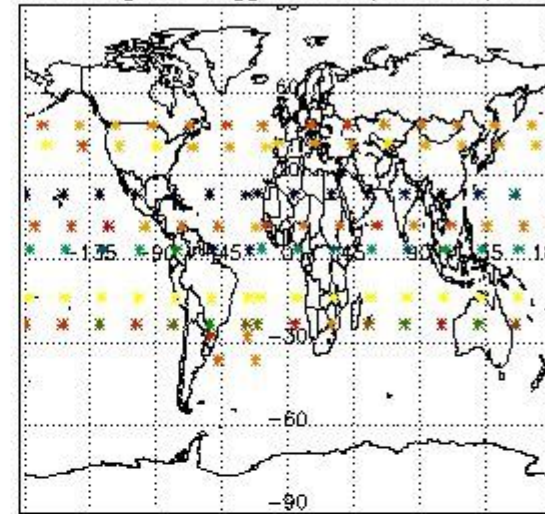


3.2 Plot quality information per product (world map)

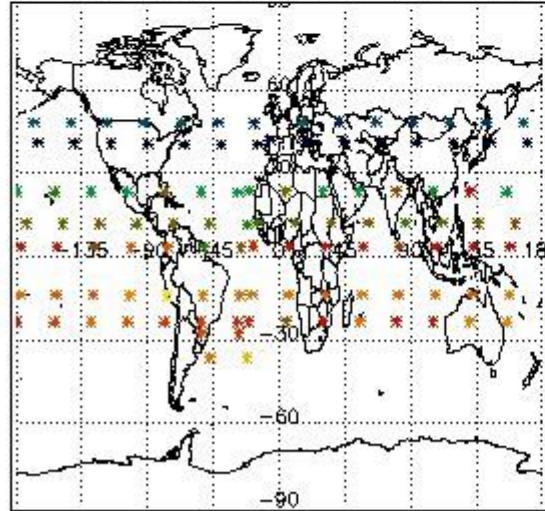
Percentage of flagged data per O3 profile



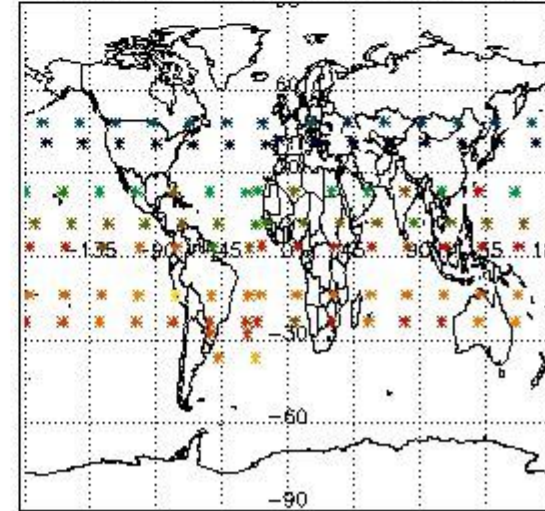
Percentage of flagged data per H2O profile



Percentage of flagged data per NO2 profile



Percentage of flagged data per NO3 profile

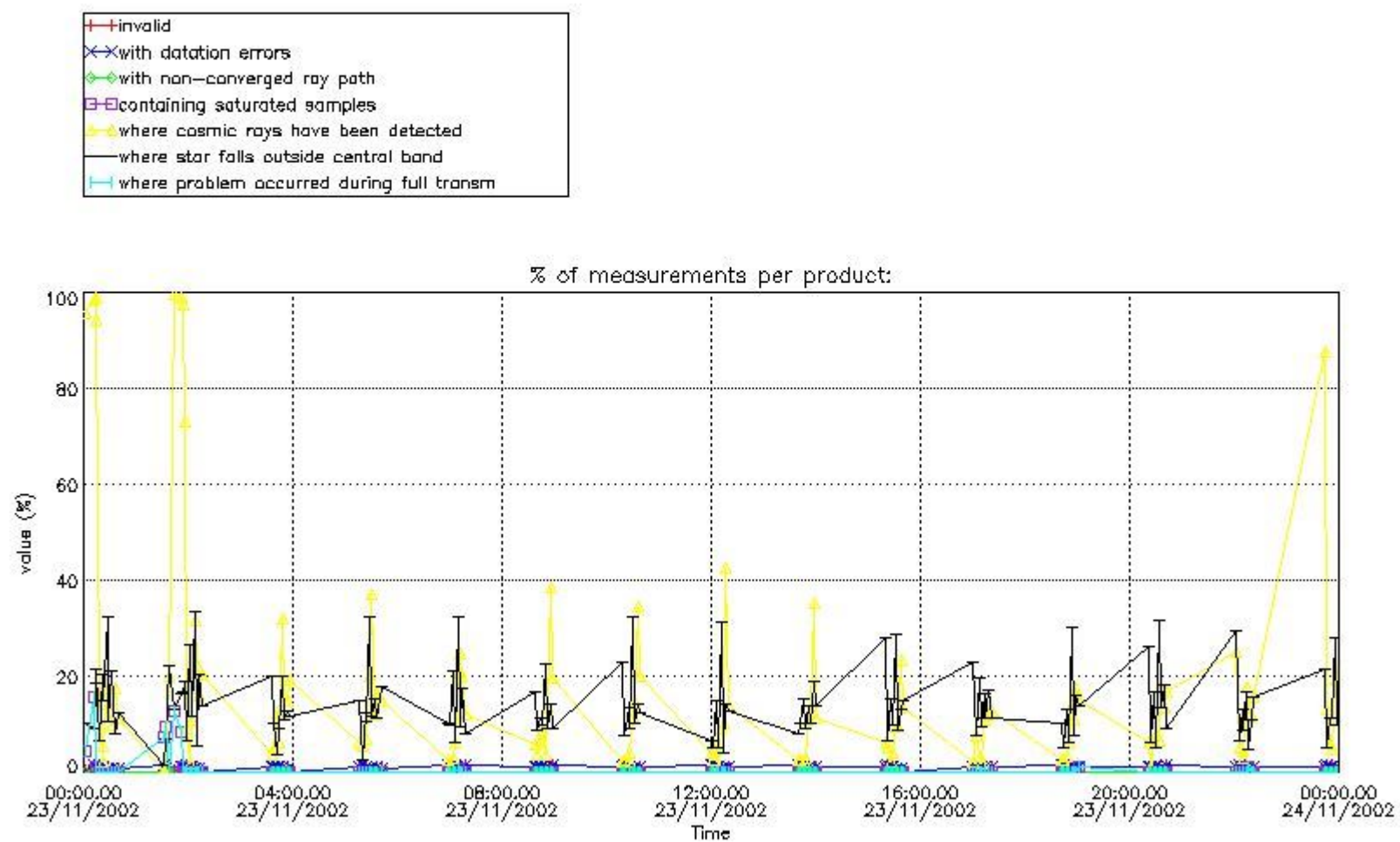


4. Level 1 quality information per product

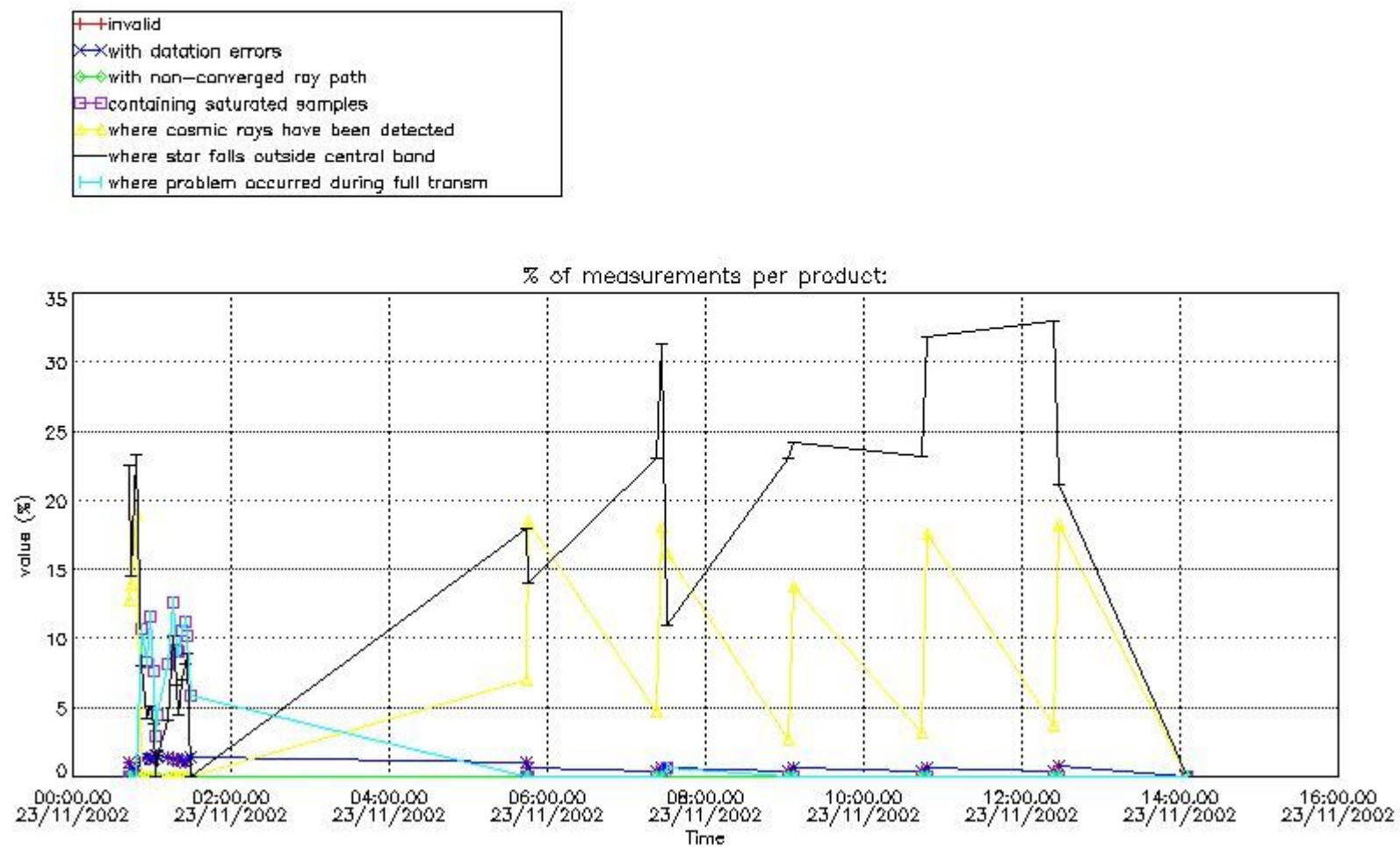
In this section it is plotted some information contained in the Quality Summary data set of the level 2 products that comes from the level 1b processing. Products without errors (error flag in the MPH set to "0") are used.

4.1 Plot quality information per product (time dependant) coming from level 1b processing

4.1.1 Plot level 1 quality information per product (time dependant): ENVISAT ASCENDING passes



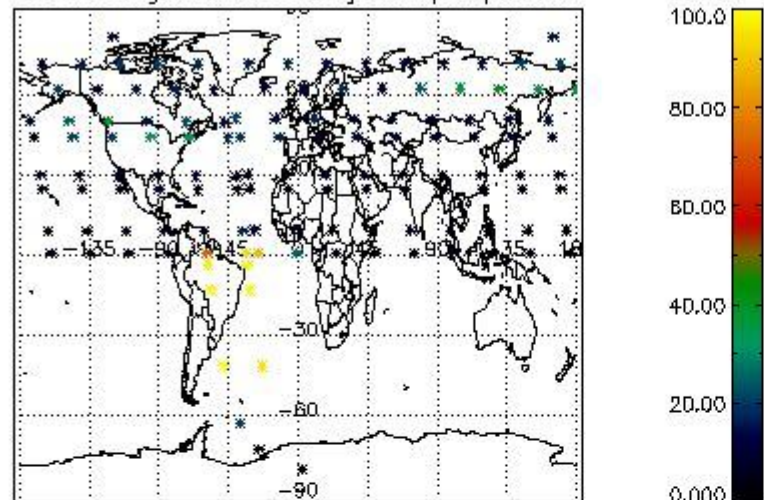
4.1.2 Plot level 1 quality information per product (time dependant): ENVI SAT DESCENDING passes



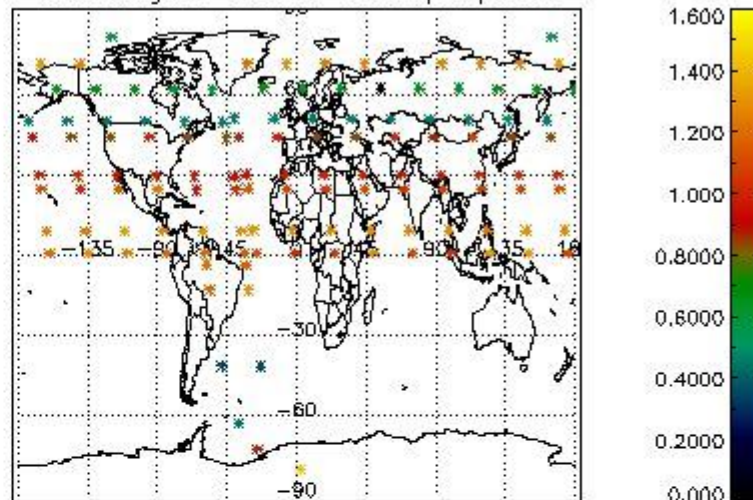
4.2 Plot quality information per product coming from level 1b processing (world map)

4.2.1 Plot level 1 quality information per product (world map): ENVISAT ASCENDING passes

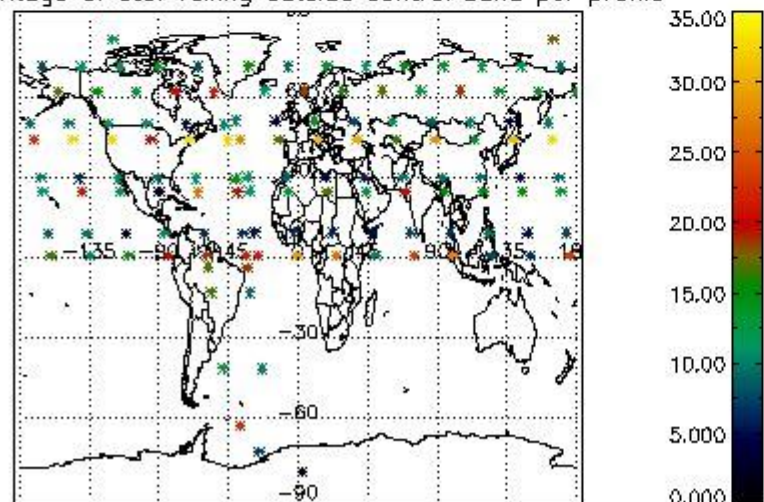
Percentage of cosmic ray hits per profile



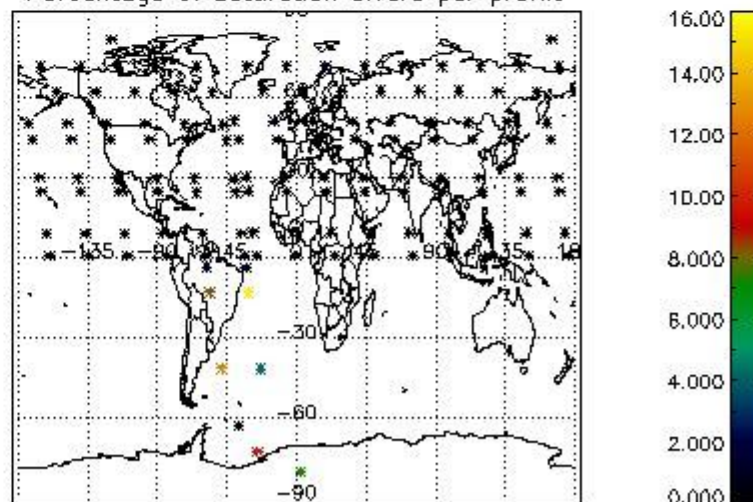
Percentage of datation errors per profile



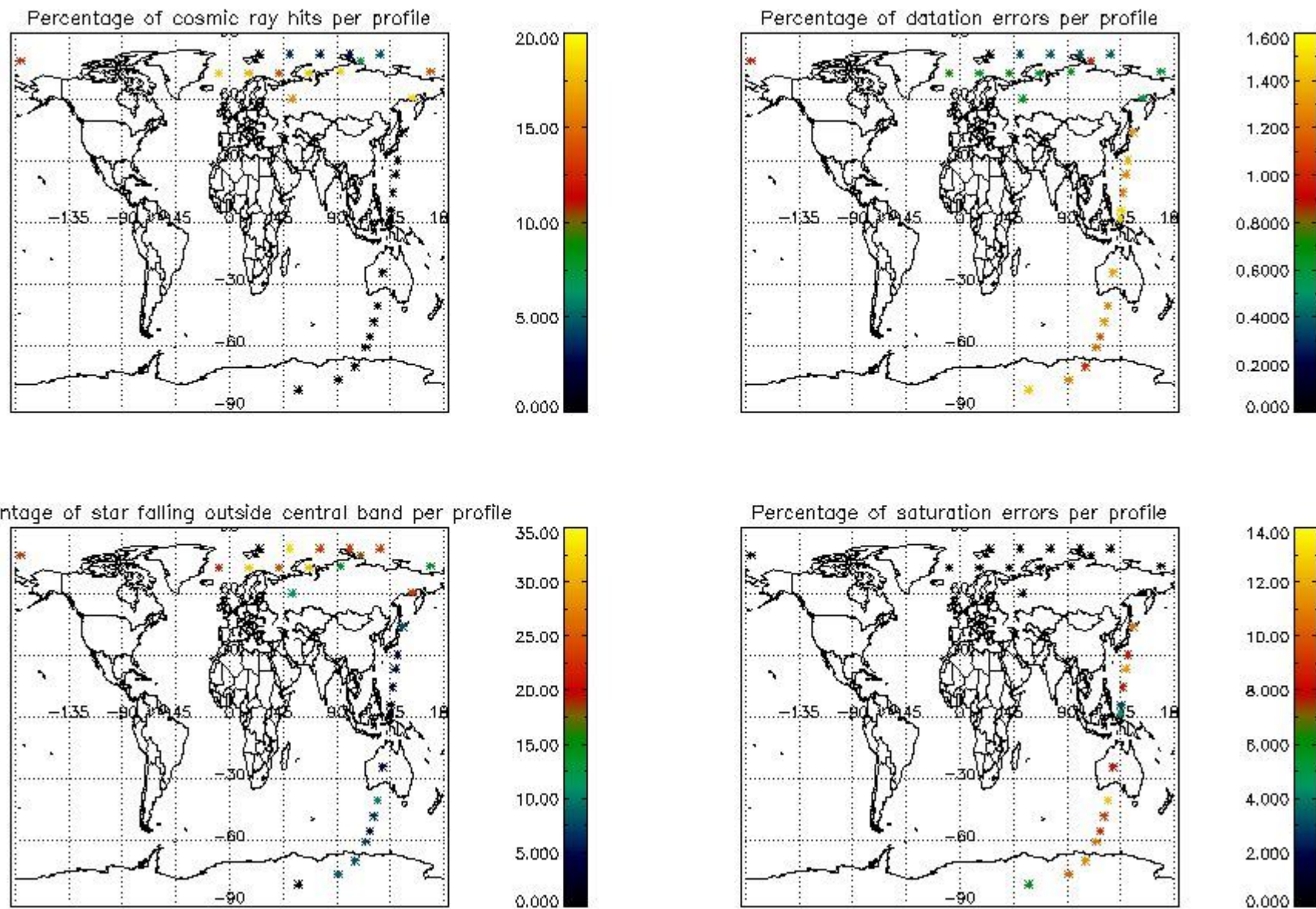
Percentage of star falling outside central band per profile



Percentage of saturation errors per profile



4.2.2 Plot level 1 quality information per product (world map): ENVISAT DESCENDING passes



5. Trace gas profiles

5.1 Ozone statistics based on quality of products

The final quality of the products can be "measured" using the STD (Standard Deviation) attached to every point profile. This information is written to the parameter GOM_NL__2P/NL_LOCAL_SPECIES_DENSITY/o3_std of the level 2 products. The table below shows the statistics for given STD ranges.

The statistics are given with respect to the overall valid production:

- Products without fatal errors: GOM_NL__2P/MPH/PRODUCT_ERR=0
- Valid point profile: GOM_NL__2P/NL_LOCAL_SPECIES_DENSITY/pcd(0)=0

The 'Criteria' is applied to valid points of dark limb products:

- Products in dark limb illumination condition: GOM_NL__2P/NL_SUMMARY_QUALITY/obs_ill_cond=0
- Products without fatal errors: GOM_NL__2P/MPH/PRODUCT_ERR=0
- Valid point profile: GOM_NL__2P/NL_LOCAL_SPECIES_DENSITY/pcd(0)=0

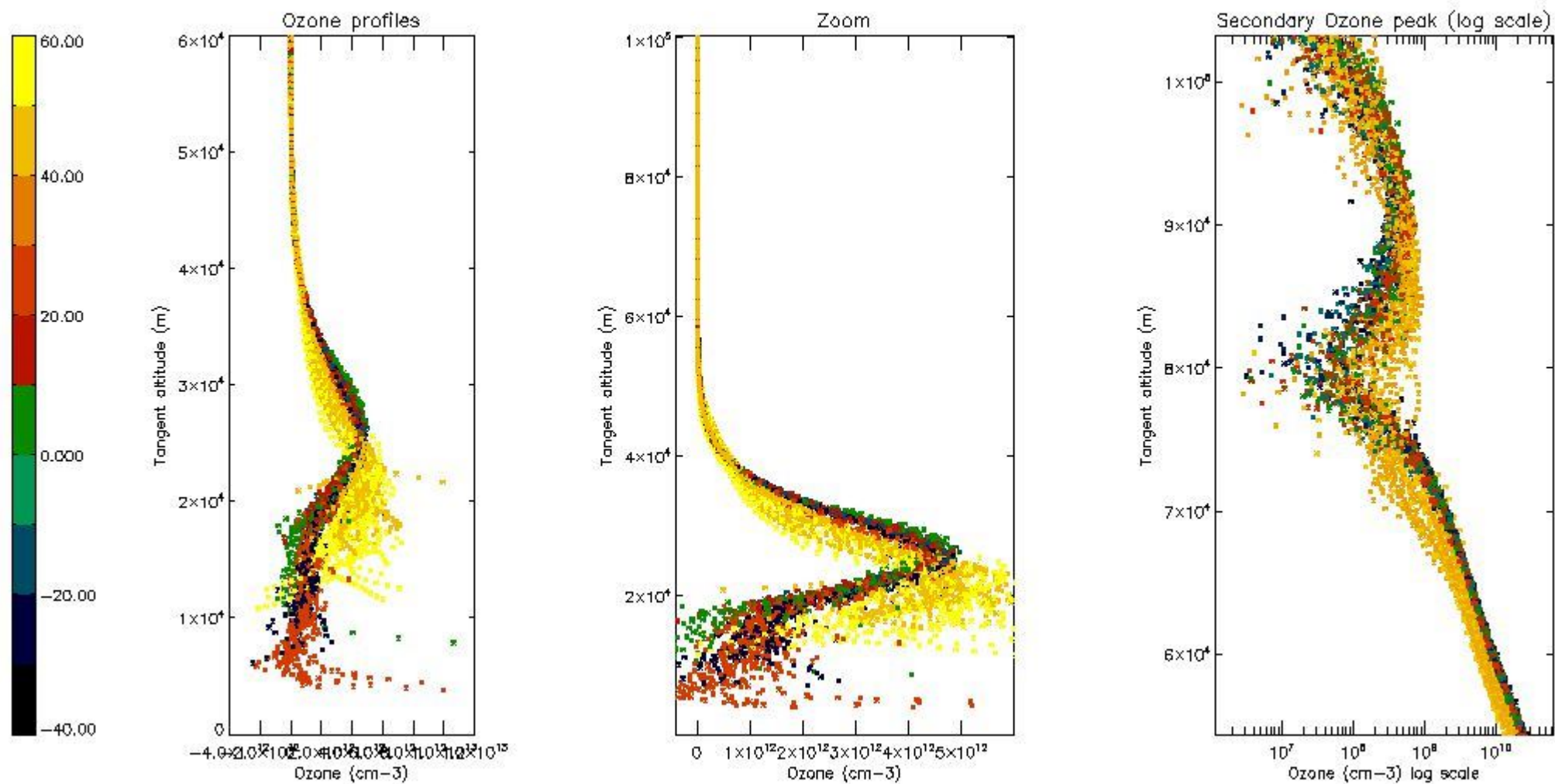
So, the table below shows the percentage of dark limb and valid observations for each criteria with respect to the overall valid daily observations.

Criteria	% of total production
All STD	68
STD < 20	47

STD < 10	42
STD < 5	35

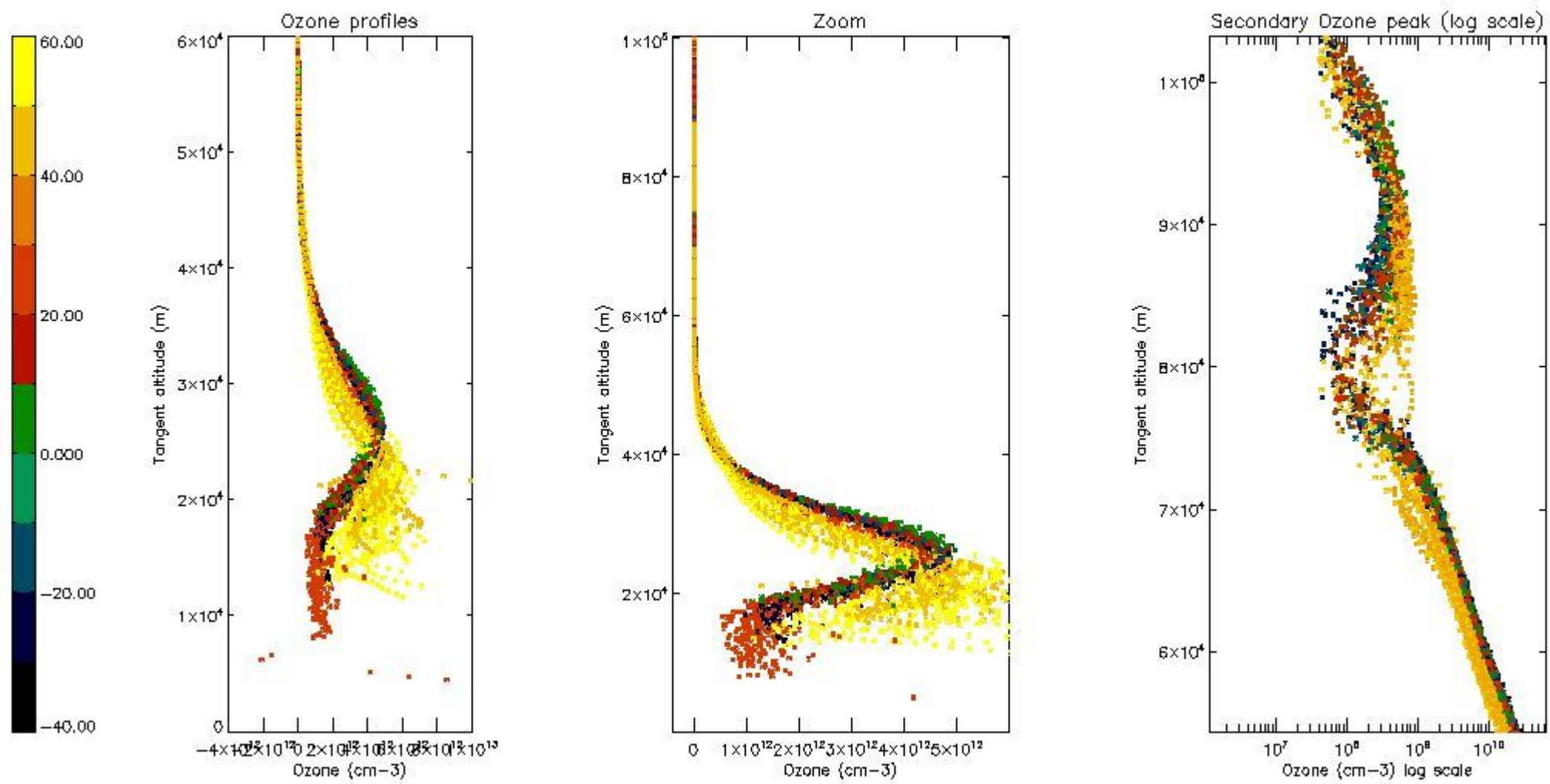
5.2 Plot ozone profiles for all STD (dark without errors)

The colorbar represents the latitude.



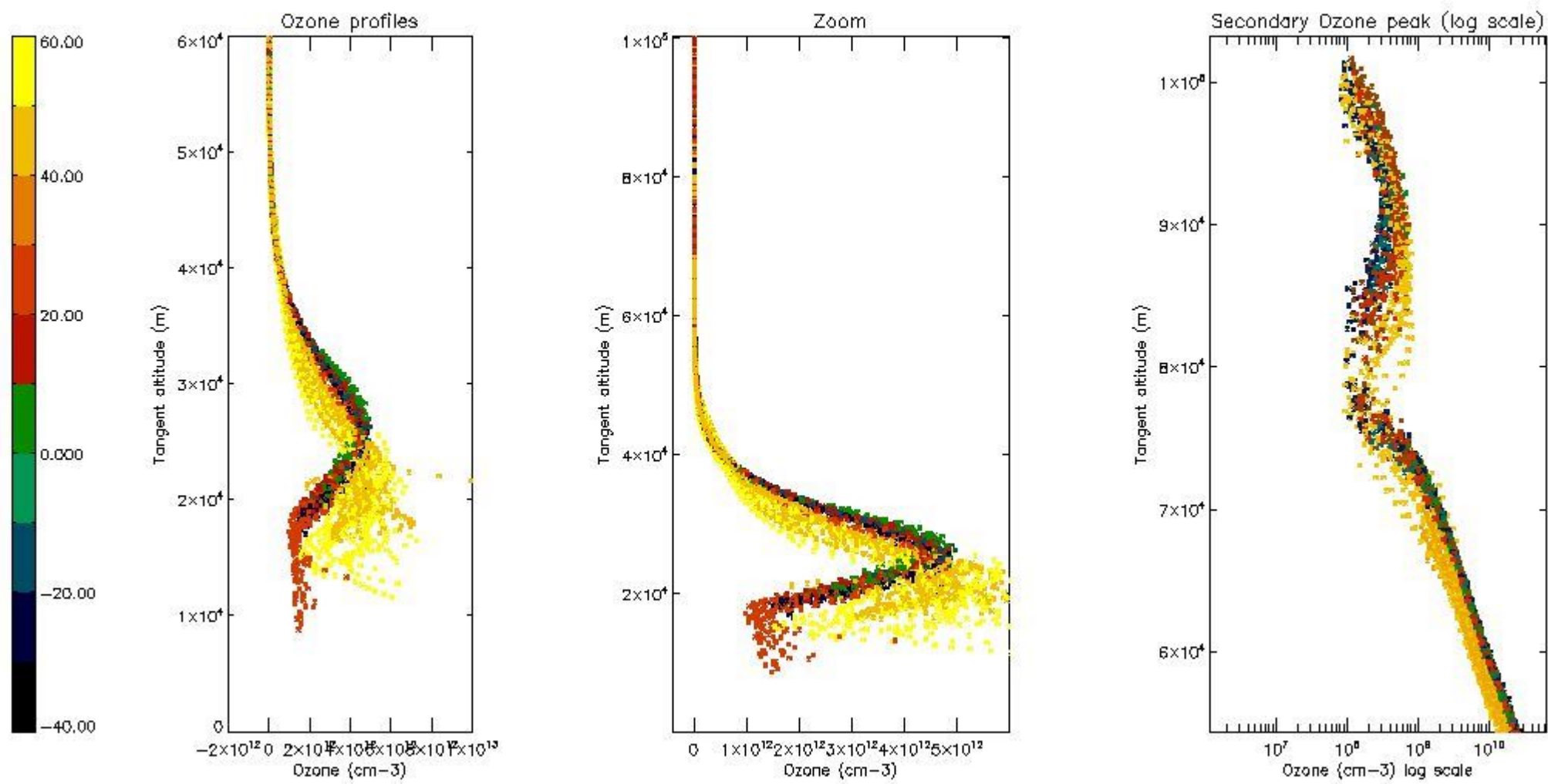
5.3 Plot ozone profiles where STD < 20% (dark without errors)

The colorbar represents the latitude.



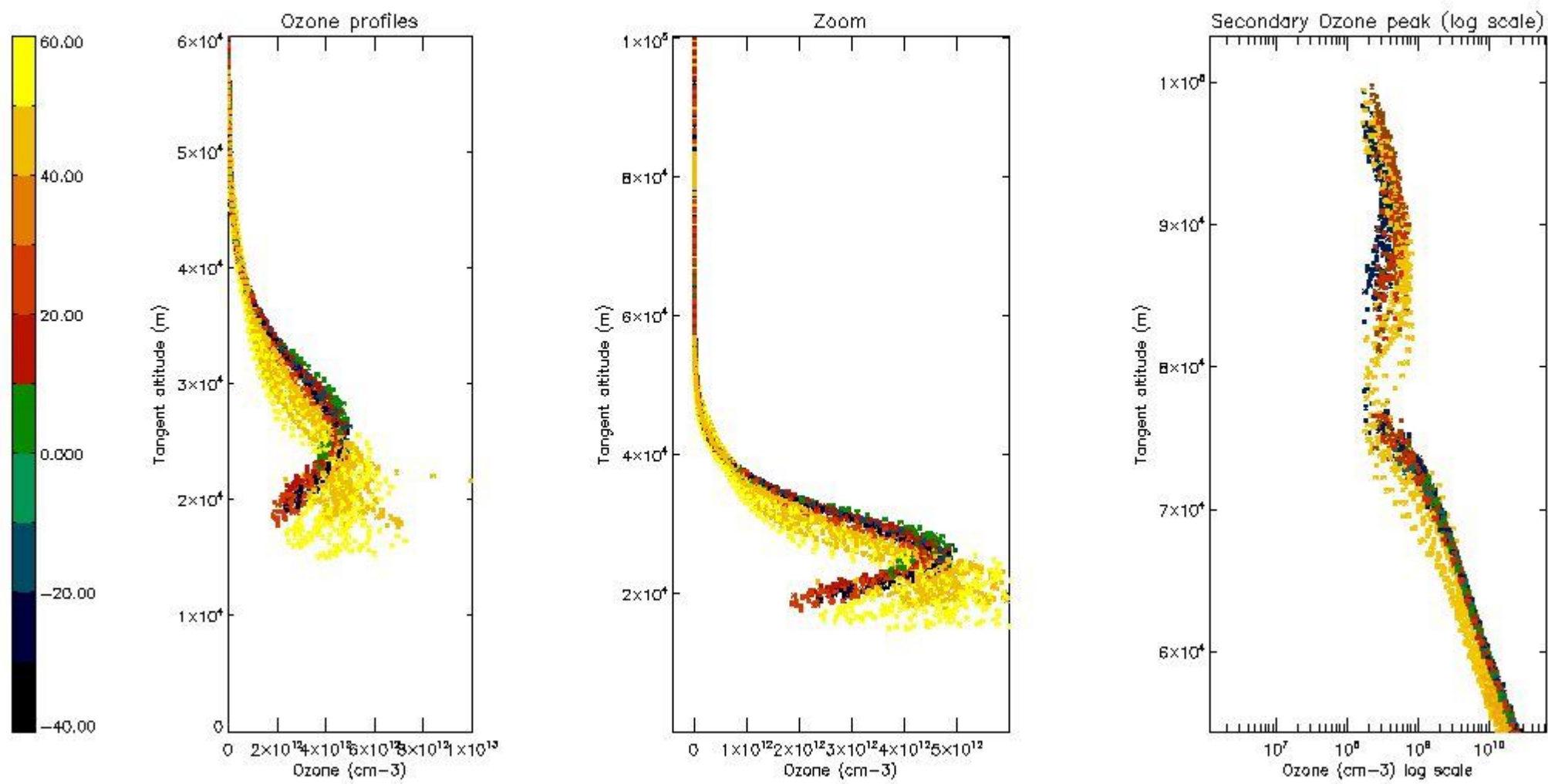
5.4 Plot ozone profiles where STD < 10% (dark without errors)

The colorbar represents the latitude.



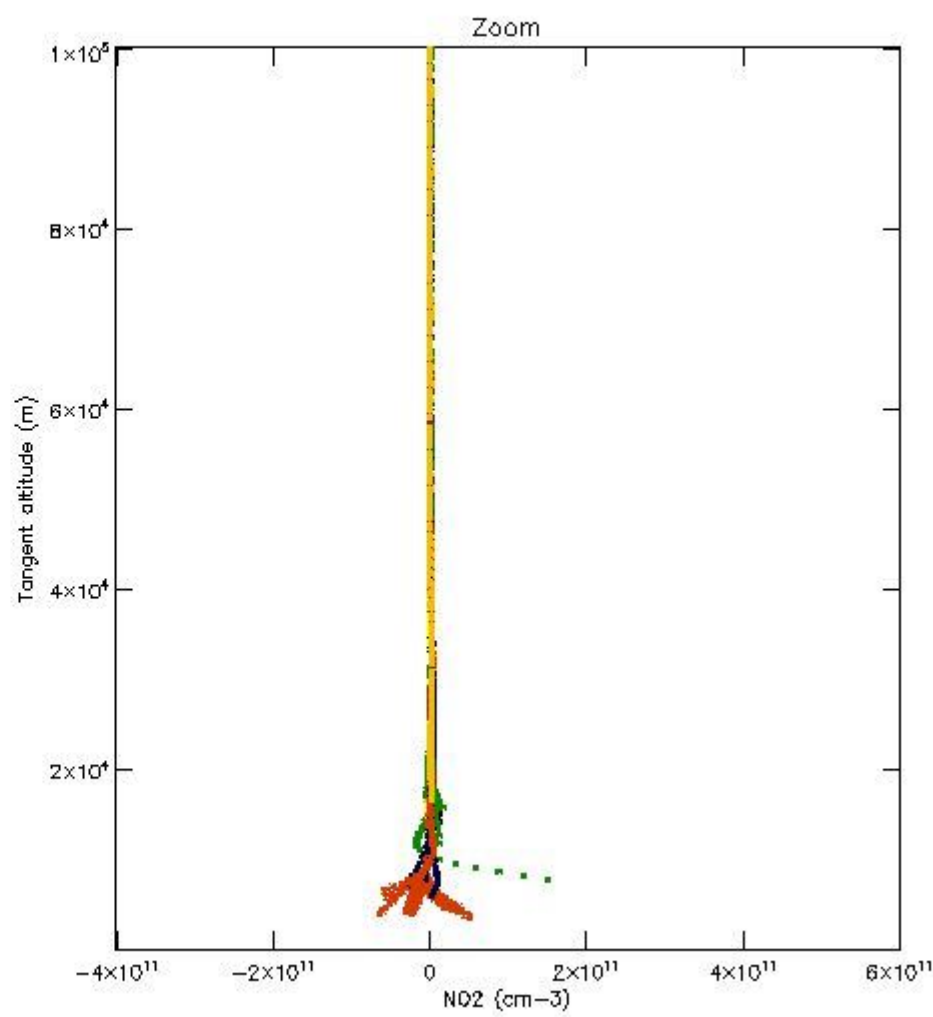
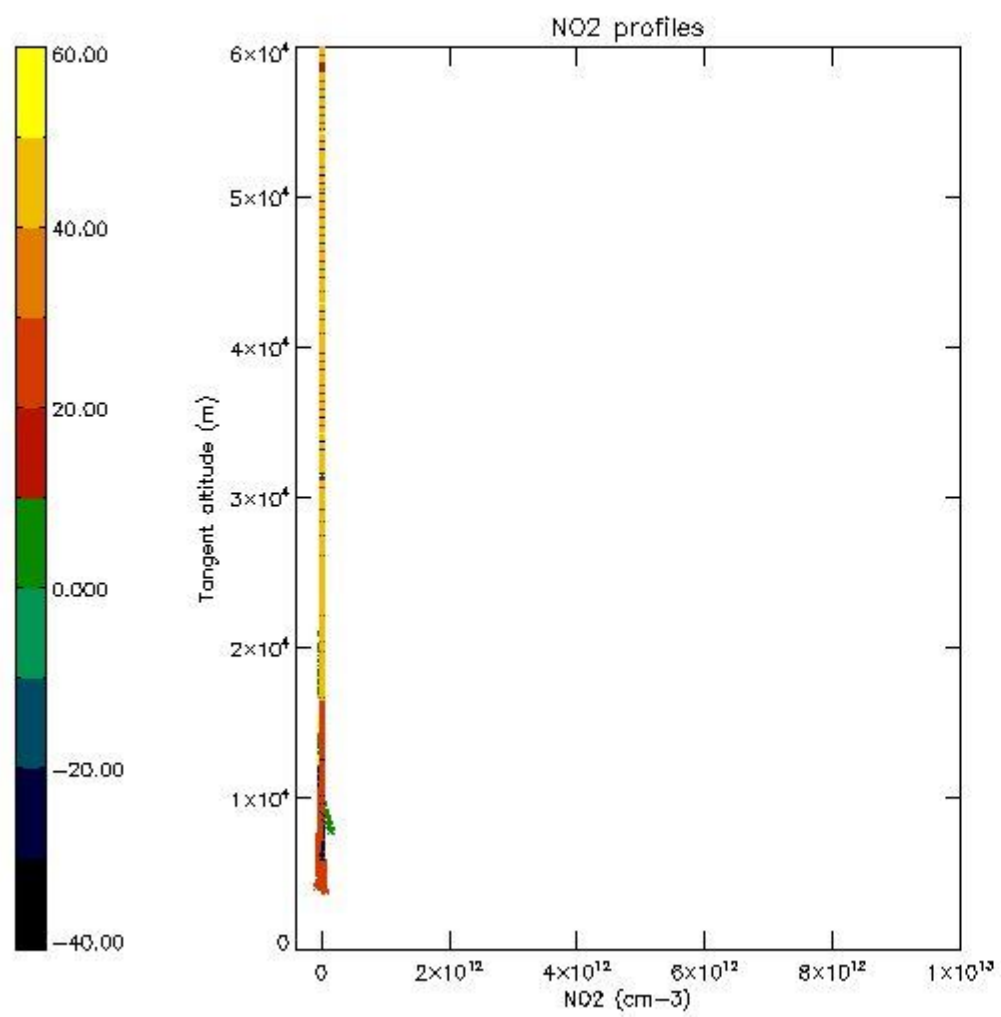
5.5 Plot ozone profiles where STD < 5% (dark without errors)

The colorbar represents the latitude.



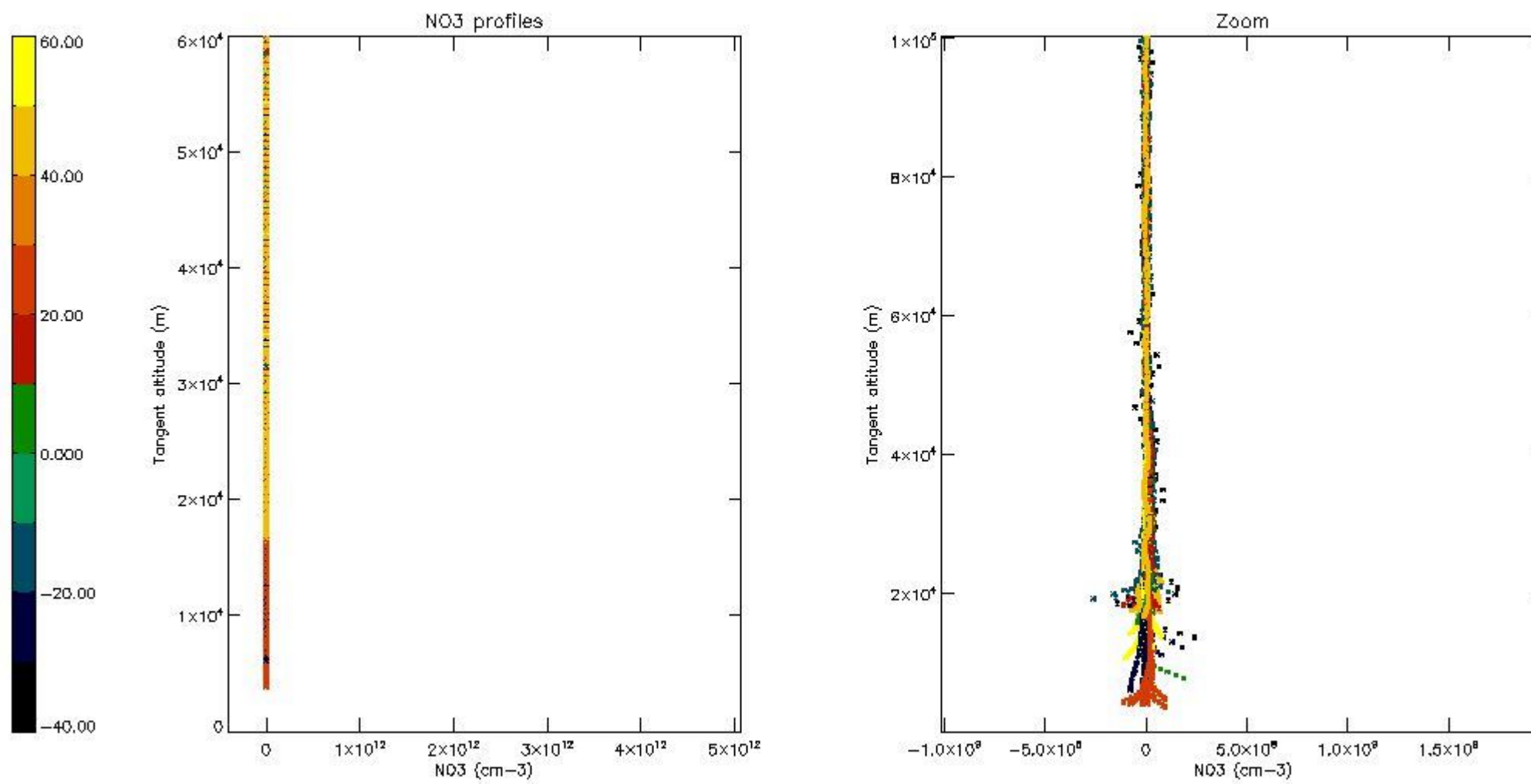
5.6 Plot NO₂ profiles for all STD (dark without errors)

The colorbar represents the latitude.



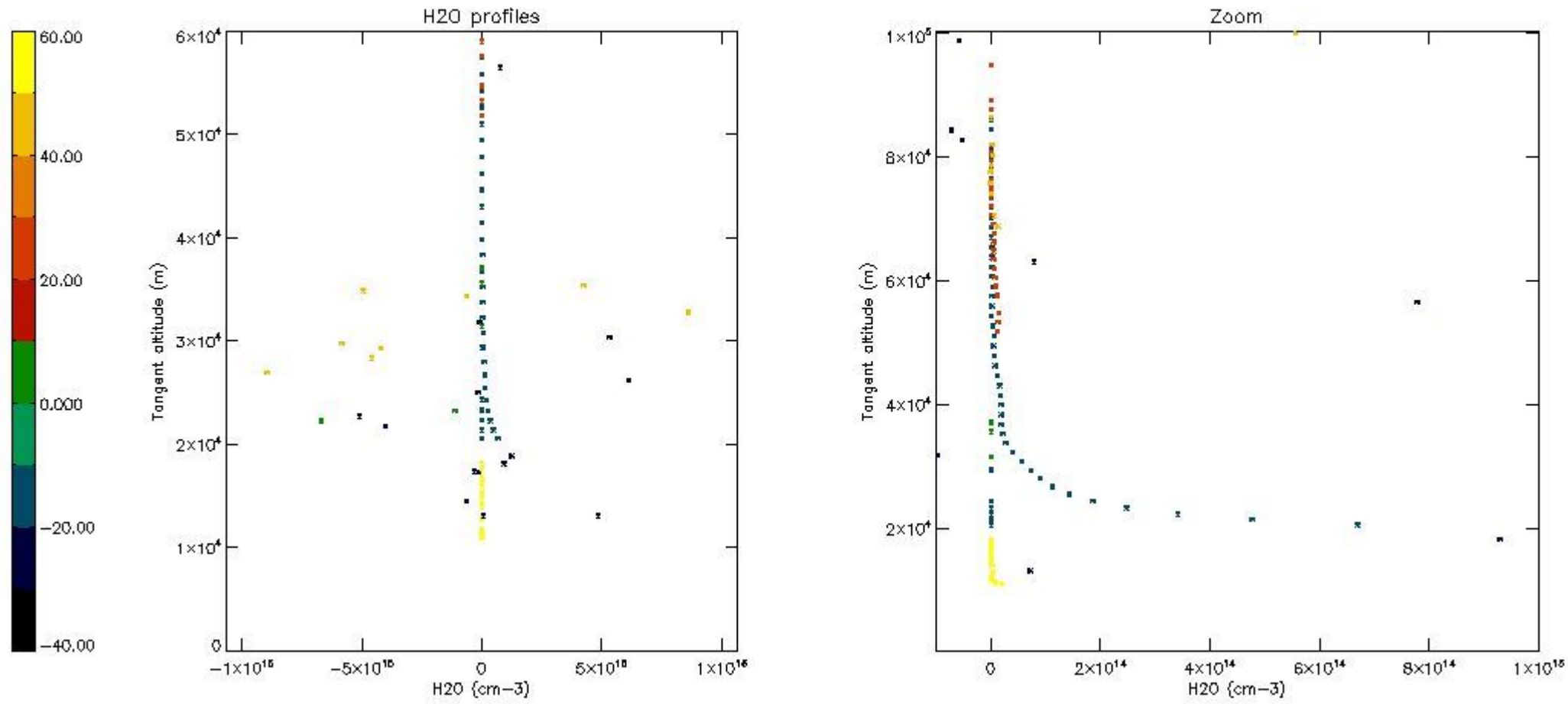
5.7 Plot NO3 profiles for all STD (dark without errors)

The colorbar represents the latitude.



5.8 Plot H2O profiles for all STD (only for occultations of stars 1,2,3,4,13,14,16,26,63 dark without errors)

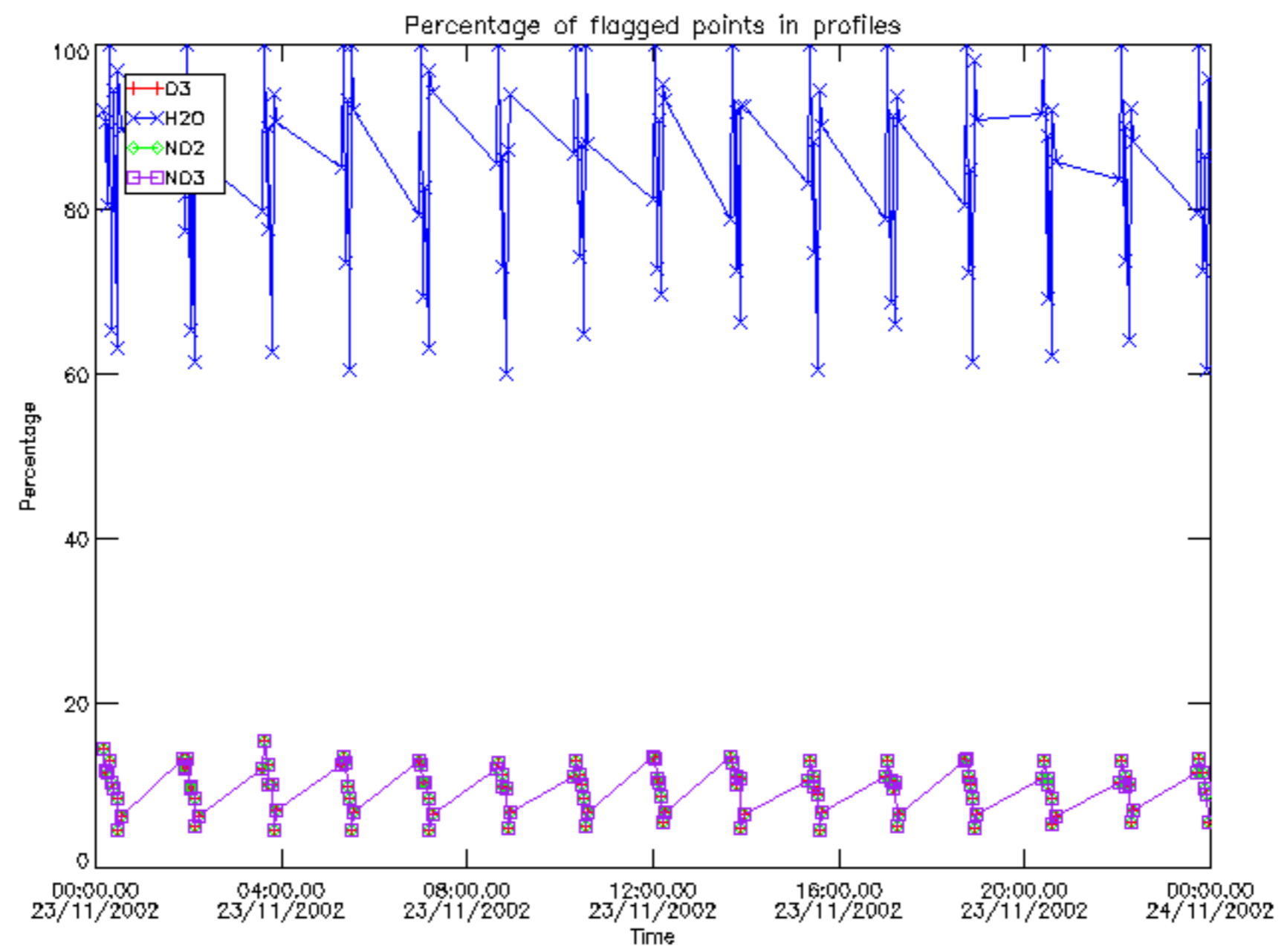
The colorbar represents the latitude.



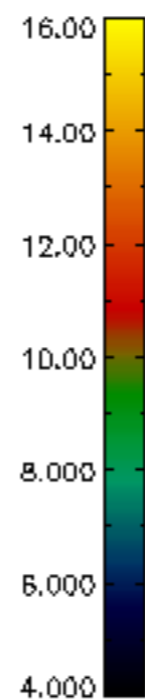
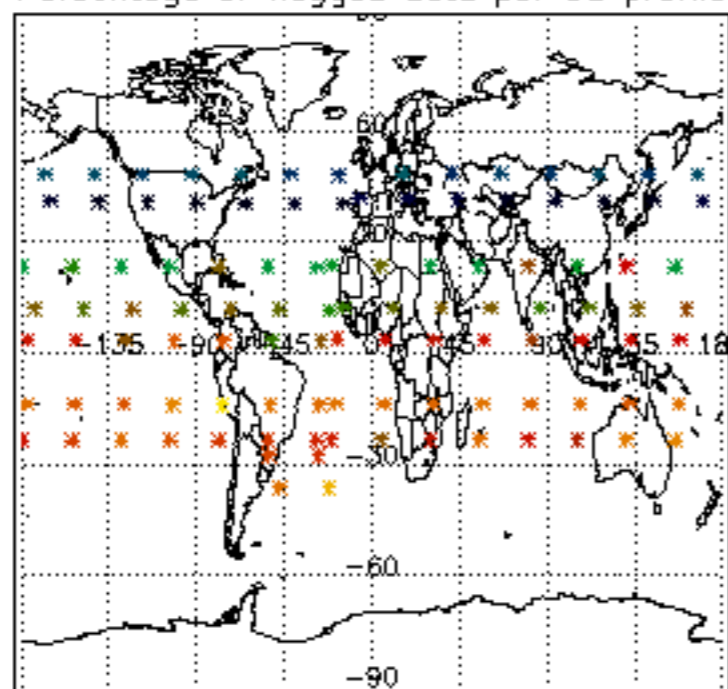
6. Auxiliary Data Files used for the production reported in section 2

The number reported in the third column indicates since which file (see list in section 2) the corresponding auxiliary file has been used. The fourth column is the date of those product files.

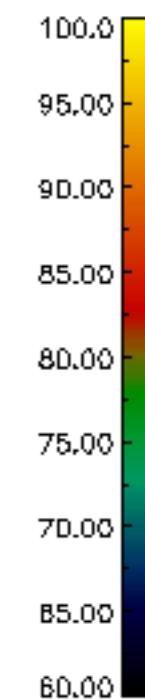
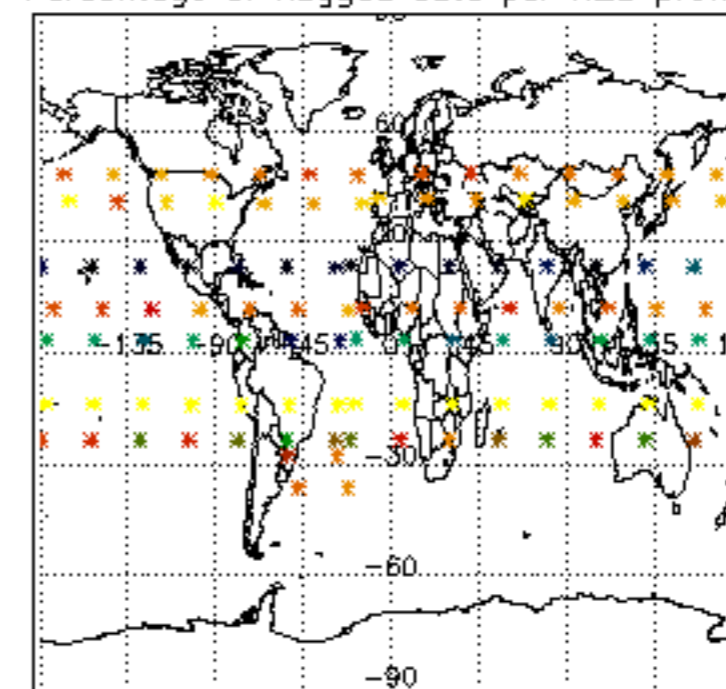
Type	Auxiliary Filename	Used since product	Used since product date
INST_PHYS_CHARACTERISTICS	GOM_INS_AXNIEC20050627_150440_20020301_000000_20100101_000000	1	23-NOV-2002 00:02:58
LEVEL-2_PROC_CONFIG	GOM_PR2_AXVIEC20091111_152718_20020301_000000_20500101_000000	1	23-NOV-2002 00:02:58
CROSS_SECTIONS_FILE	GOM_CRS_AXVIEC20091111_154832_20020301_000000_20500101_000000	1	23-NOV-2002 00:02:58



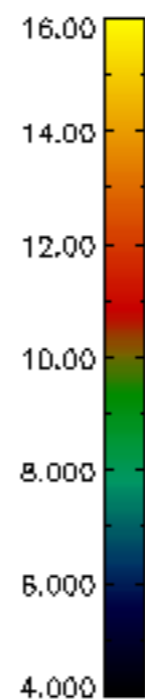
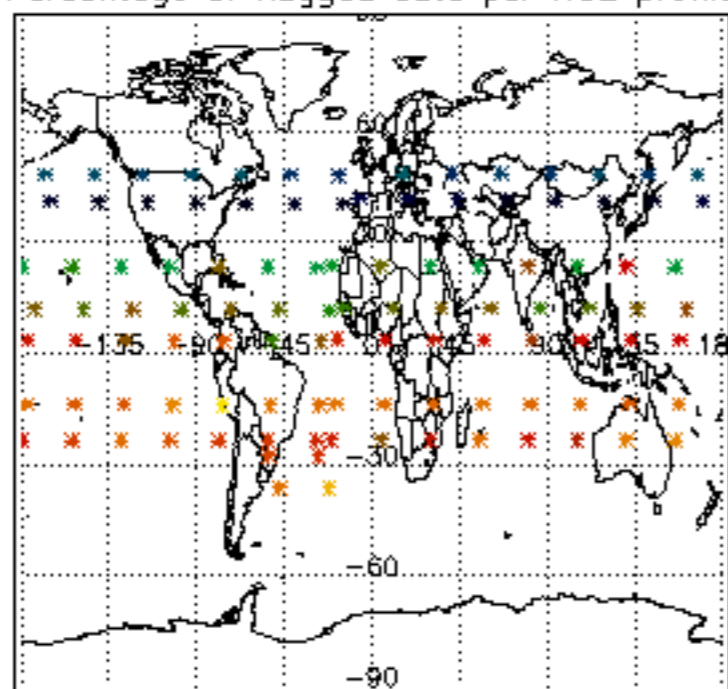
Percentage of flagged data per D3 profile



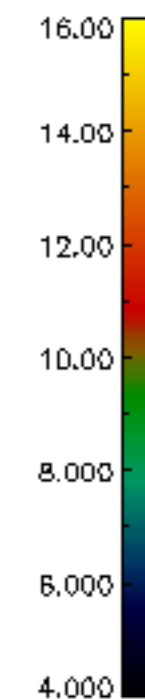
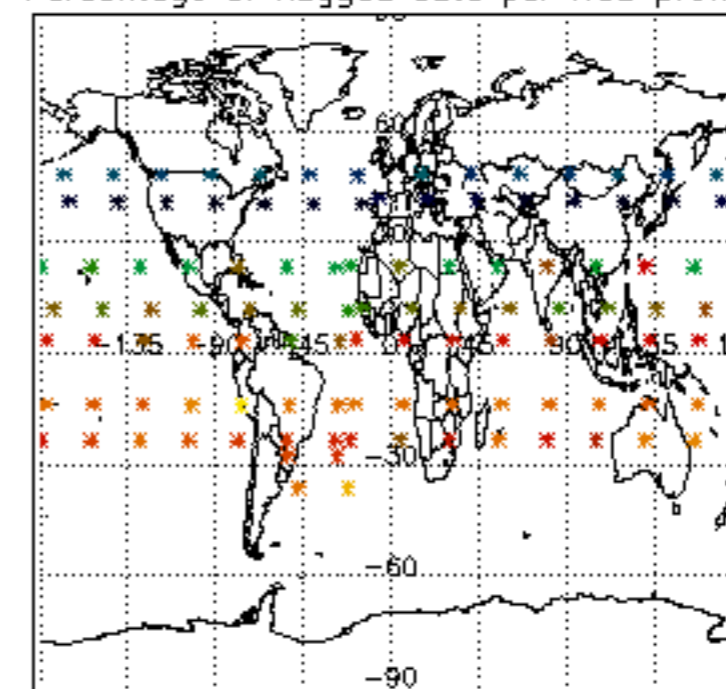
Percentage of flagged data per H2O profile

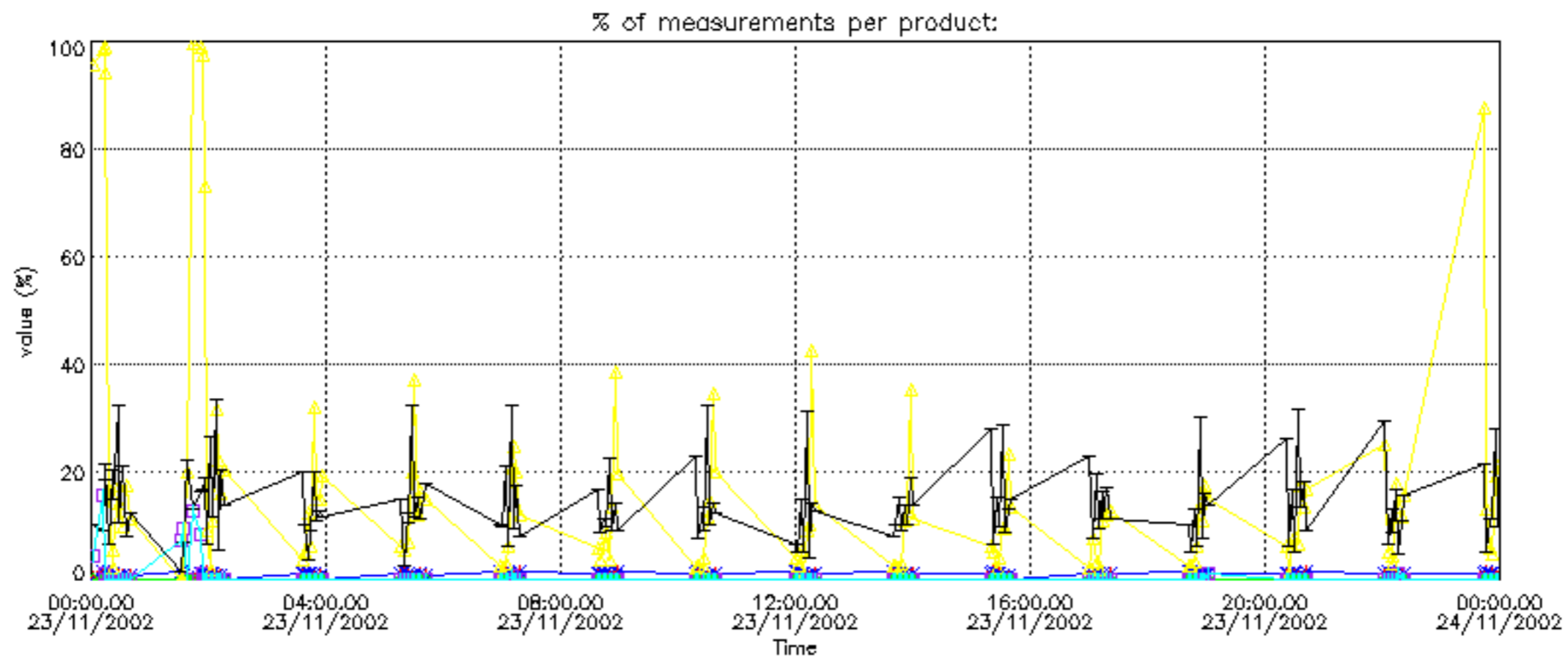
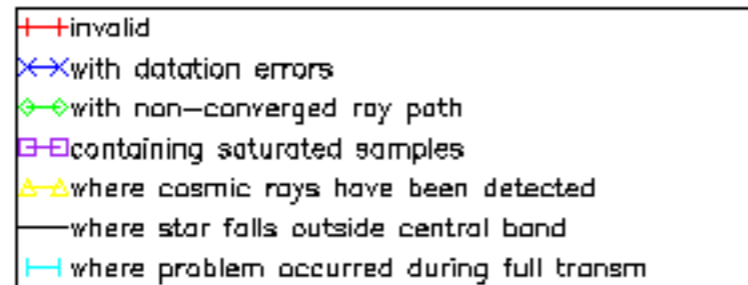


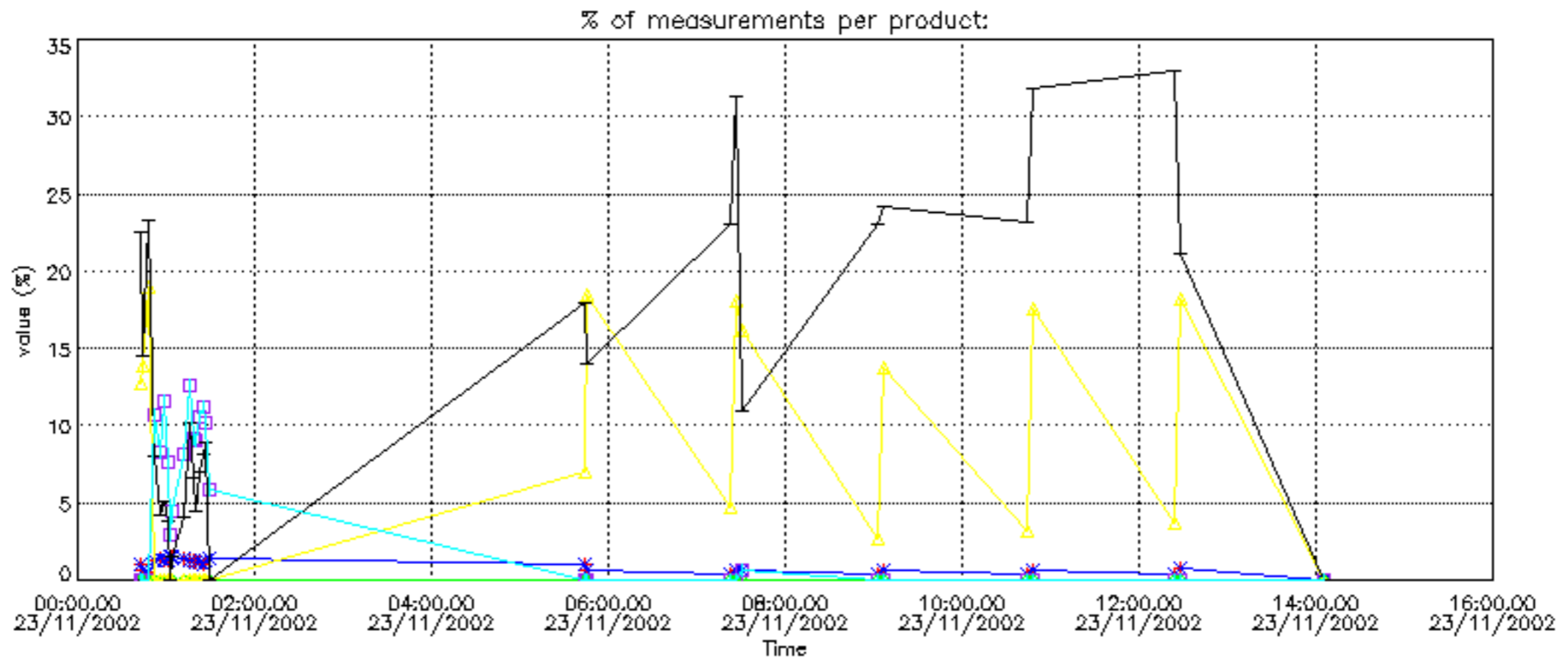
Percentage of flagged data per NO2 profile



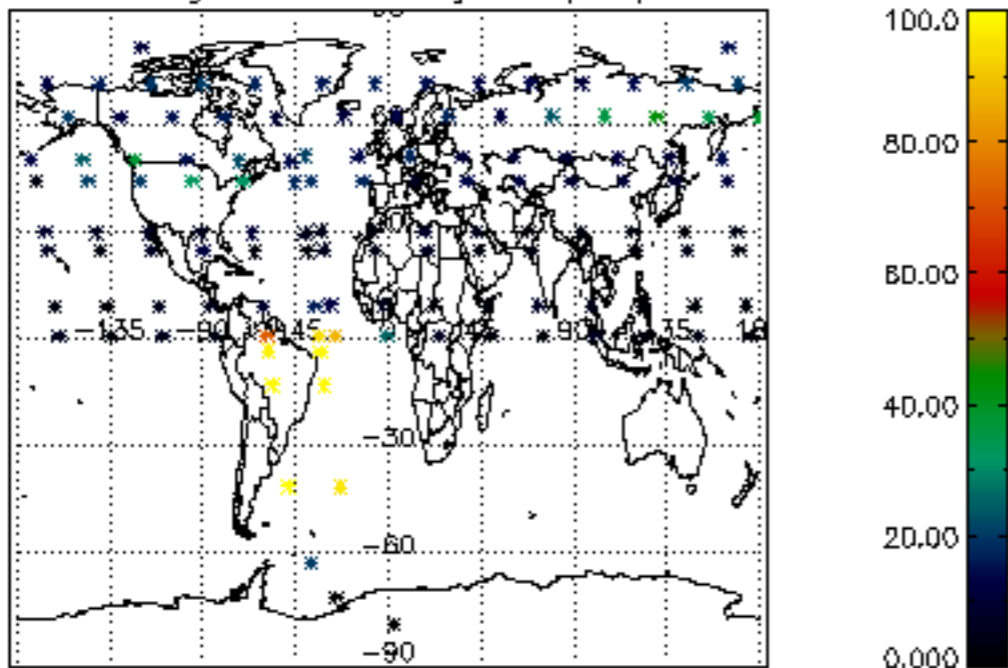
Percentage of flagged data per NO3 profile



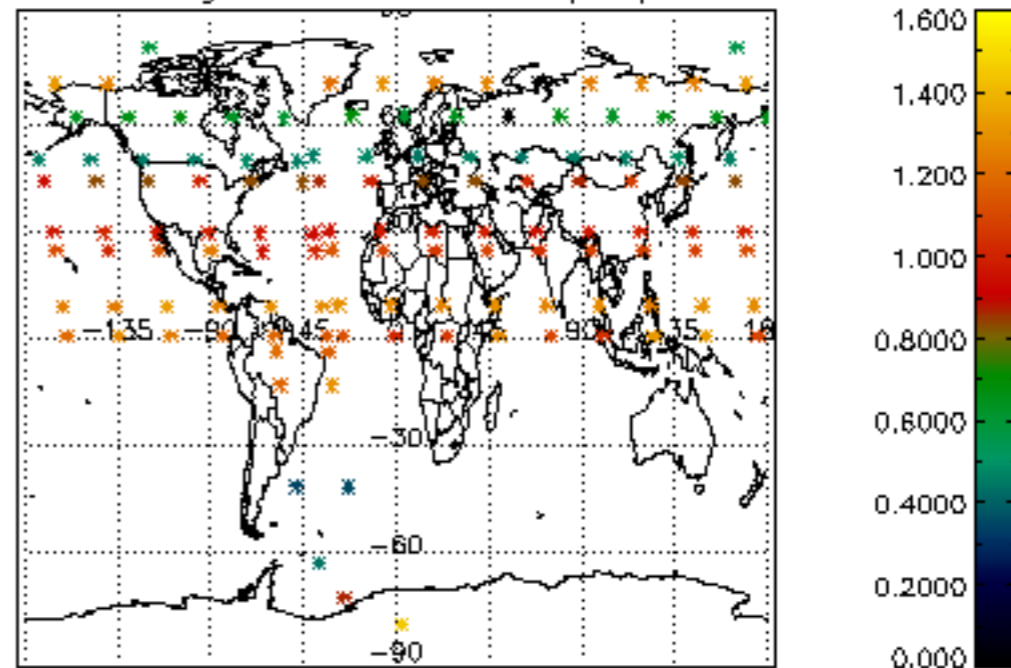




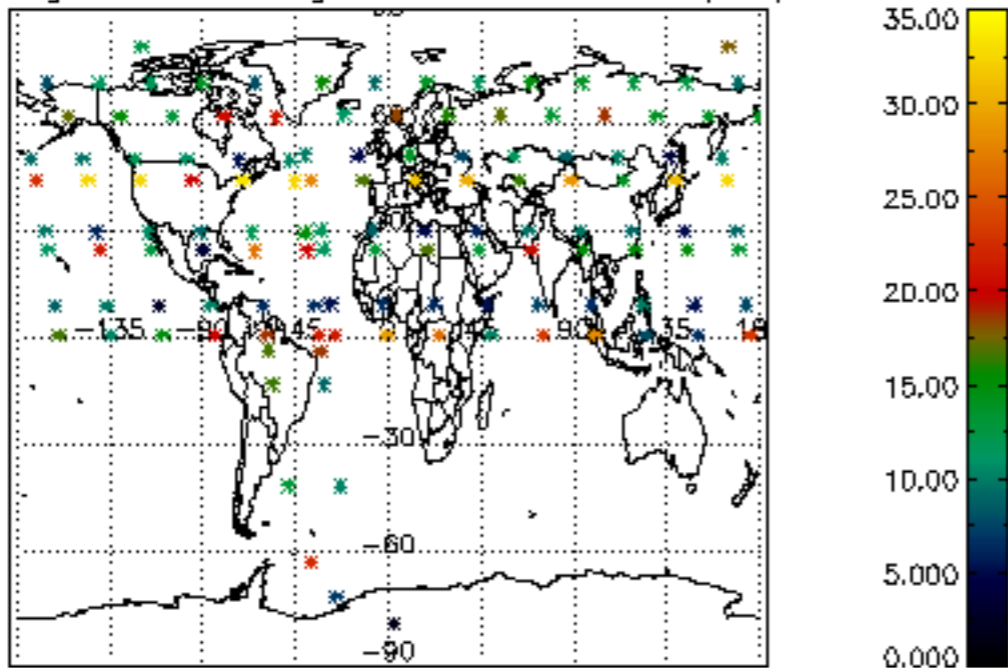
Percentage of cosmic ray hits per profile



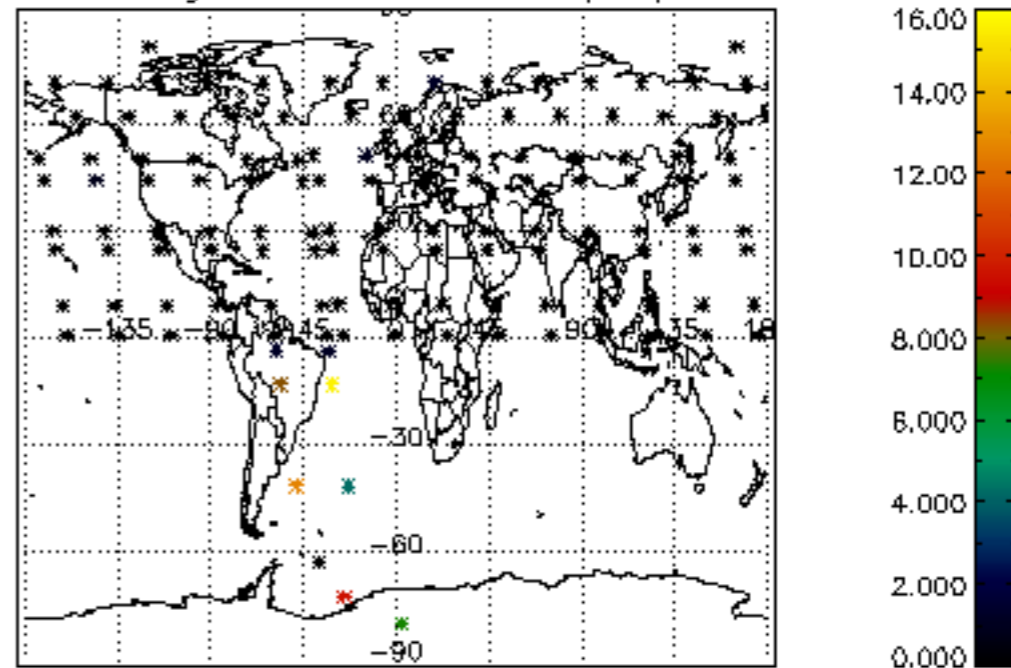
Percentage of datation errors per profile



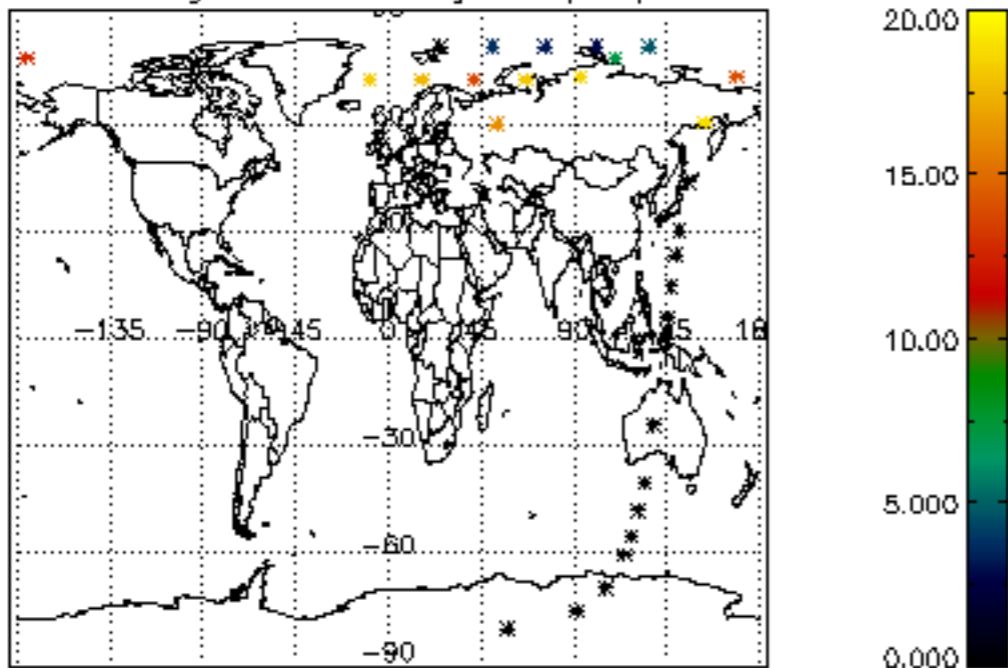
Percentage of star falling outside central band per profile



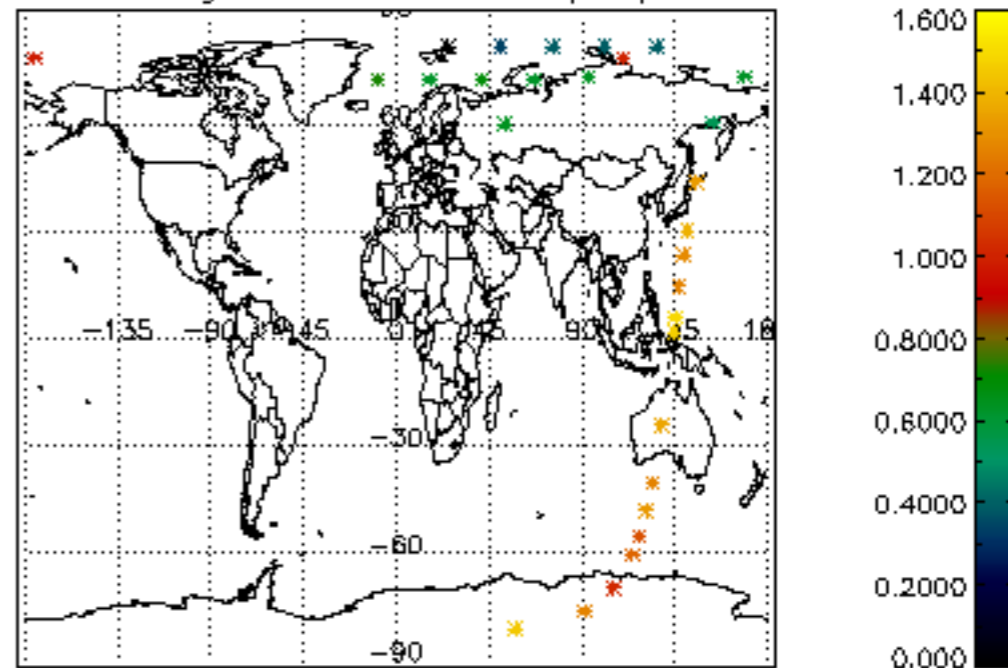
Percentage of saturation errors per profile



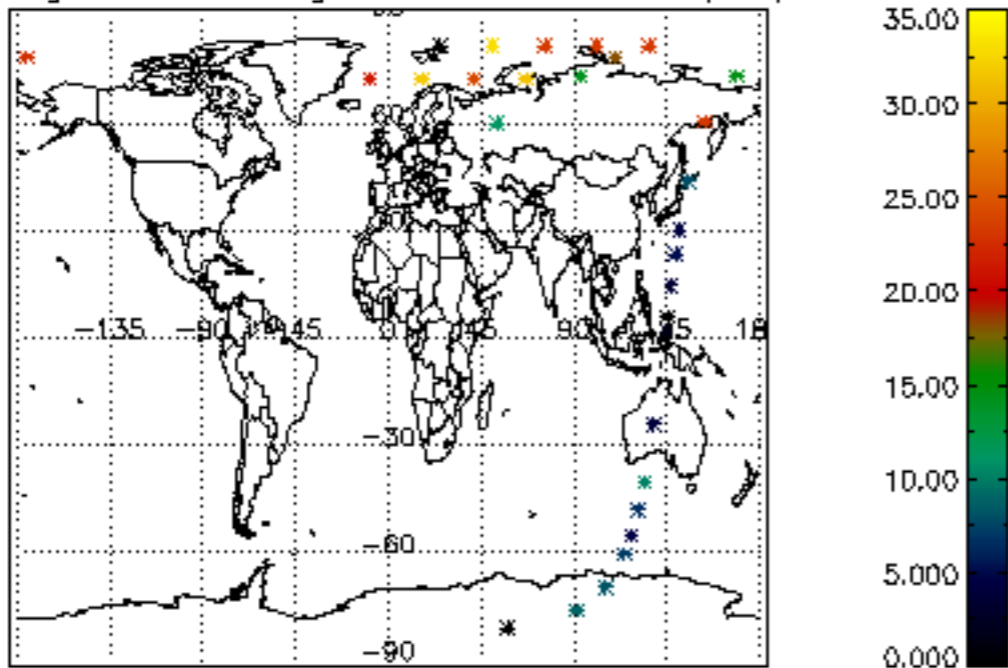
Percentage of cosmic ray hits per profile



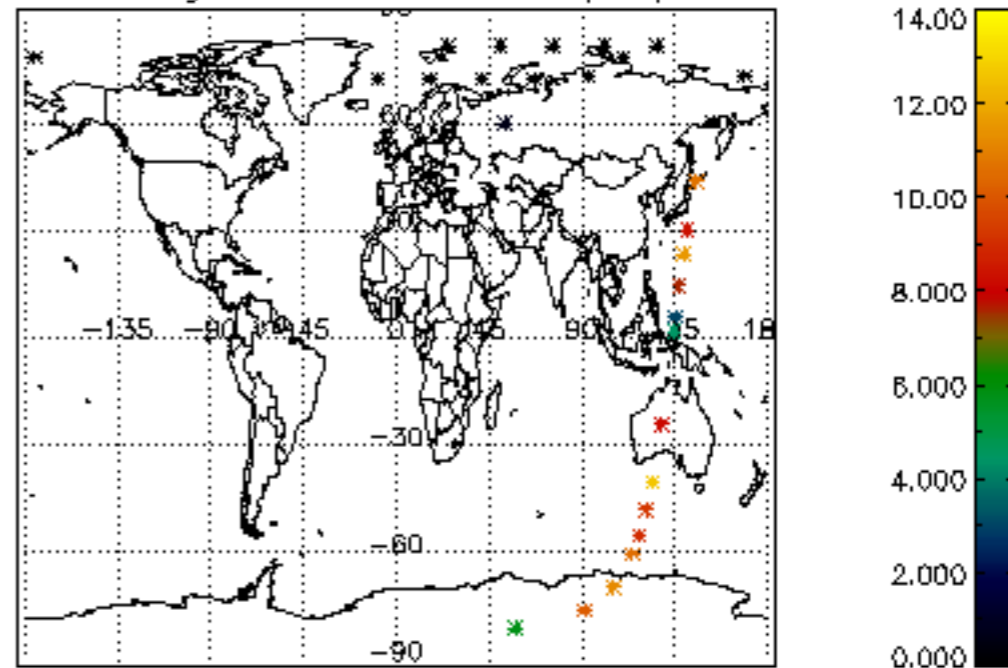
Percentage of datation errors per profile

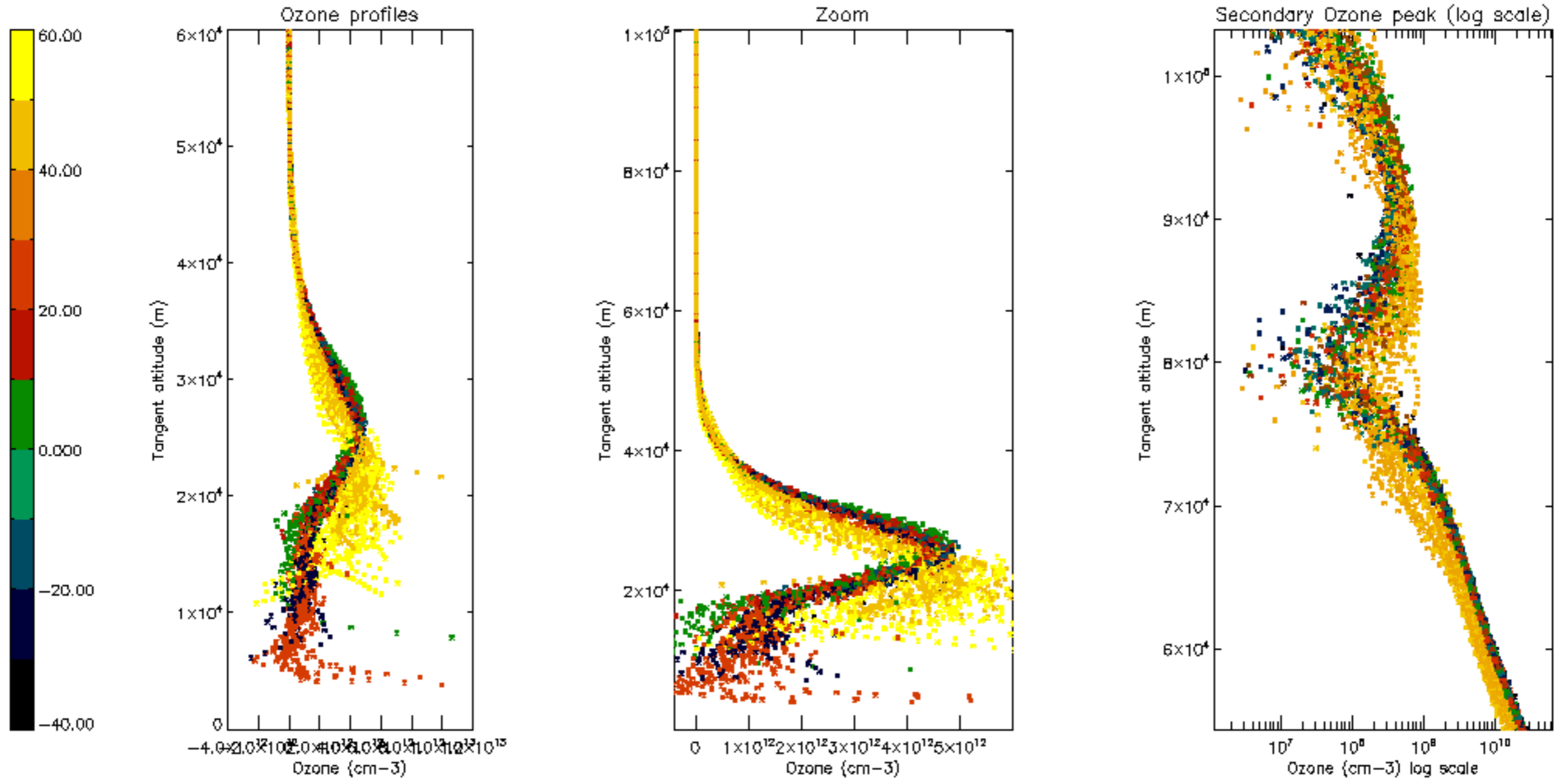


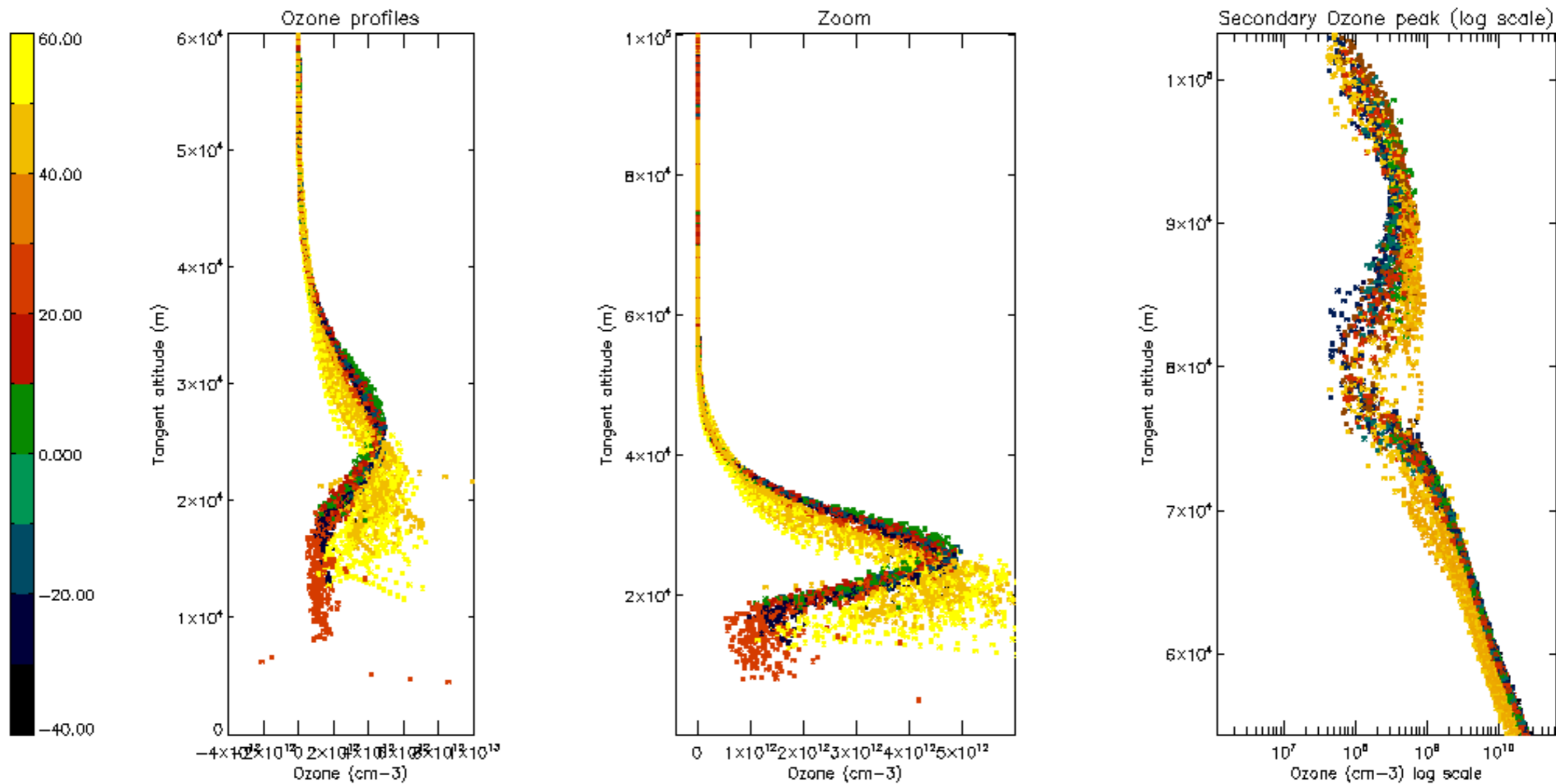
Percentage of star falling outside central band per profile

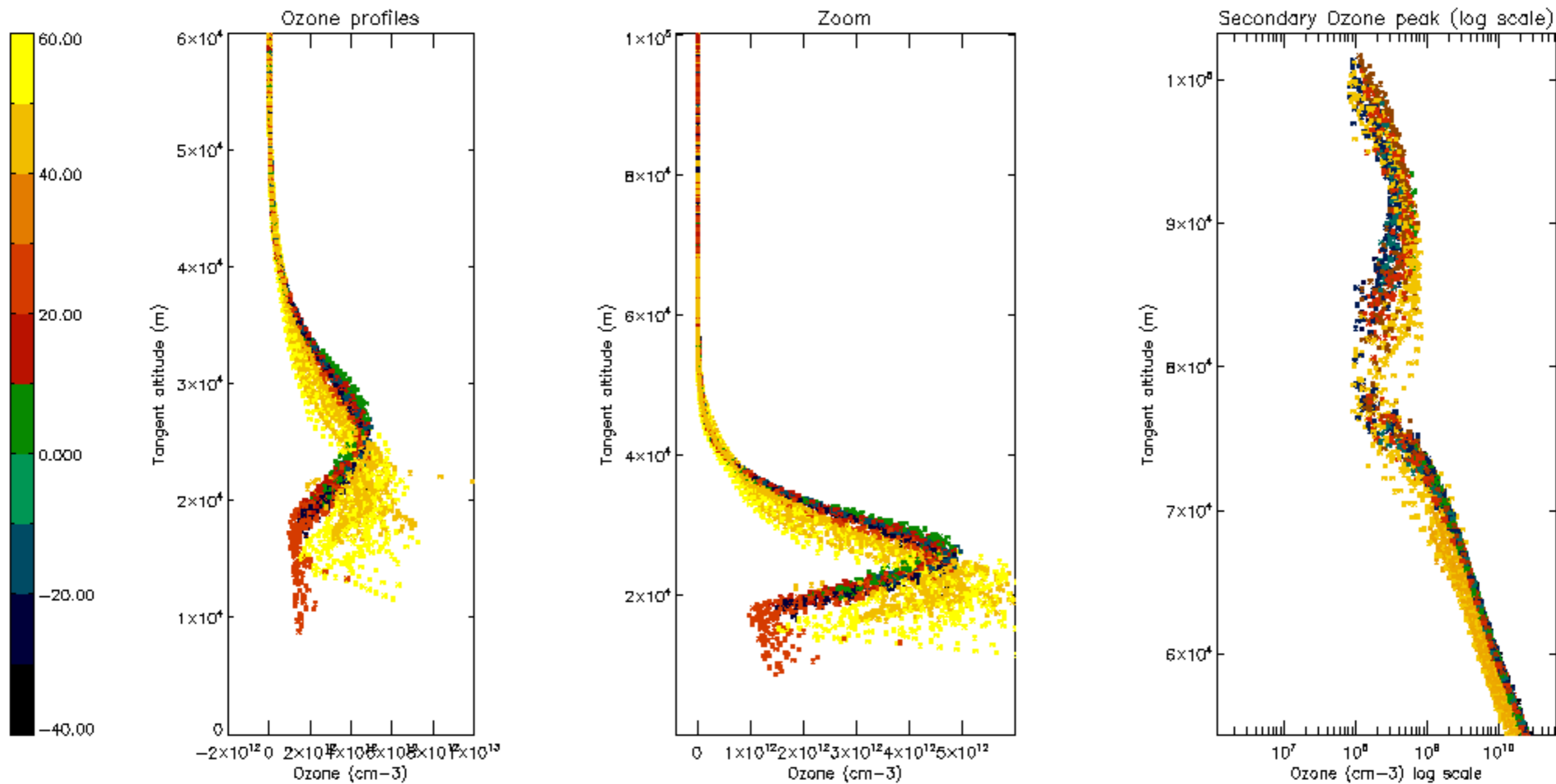


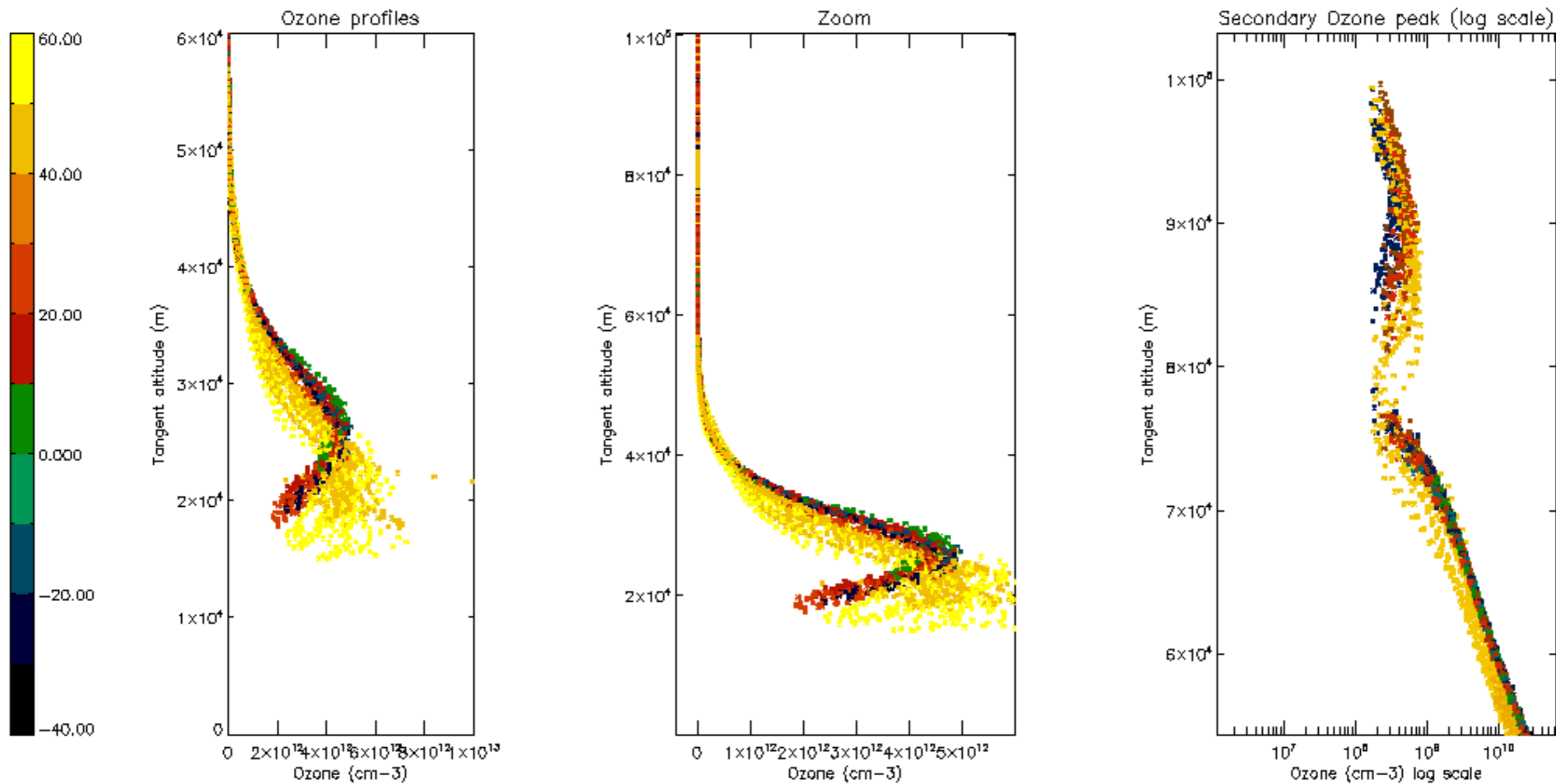
Percentage of saturation errors per profile

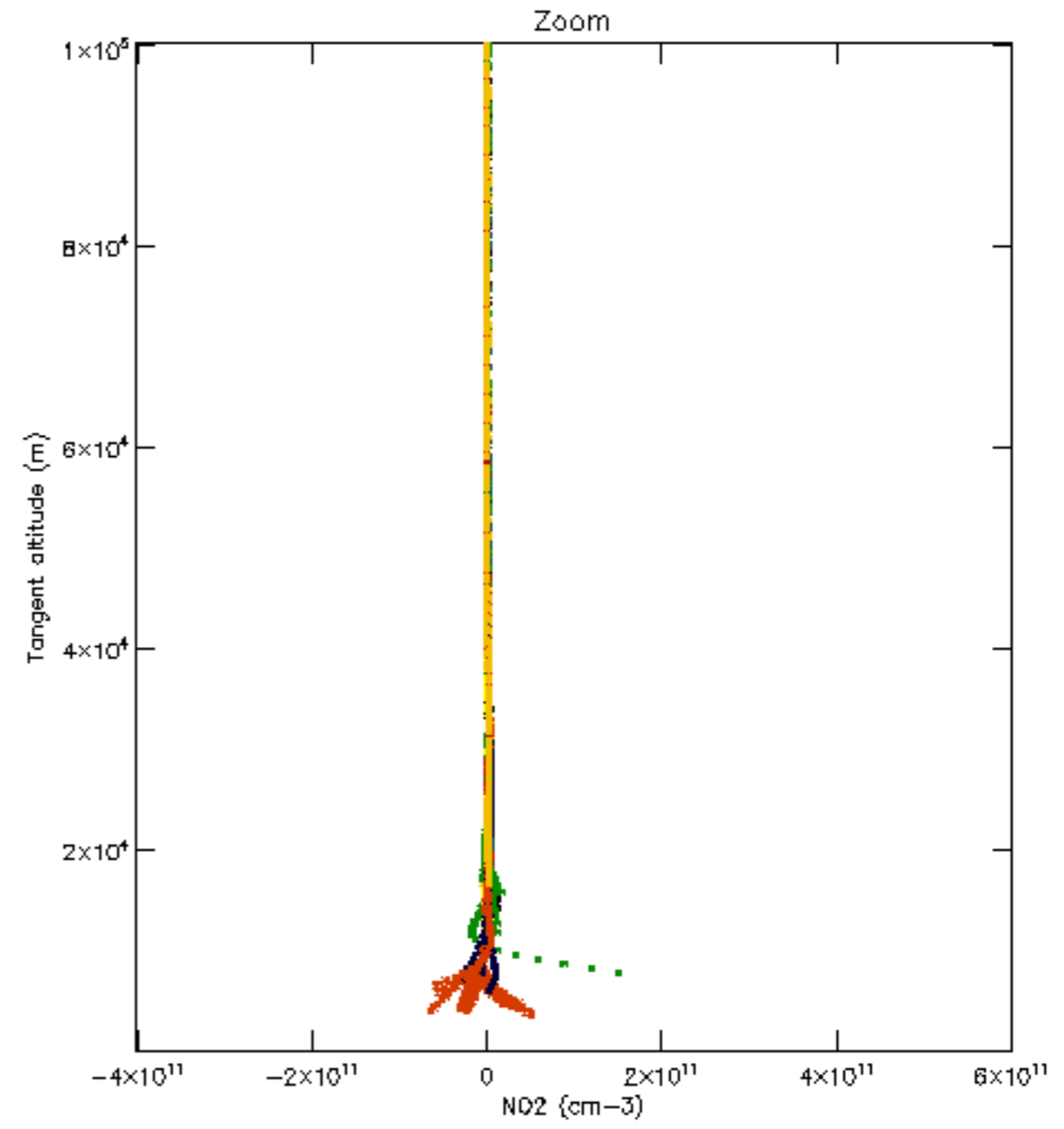
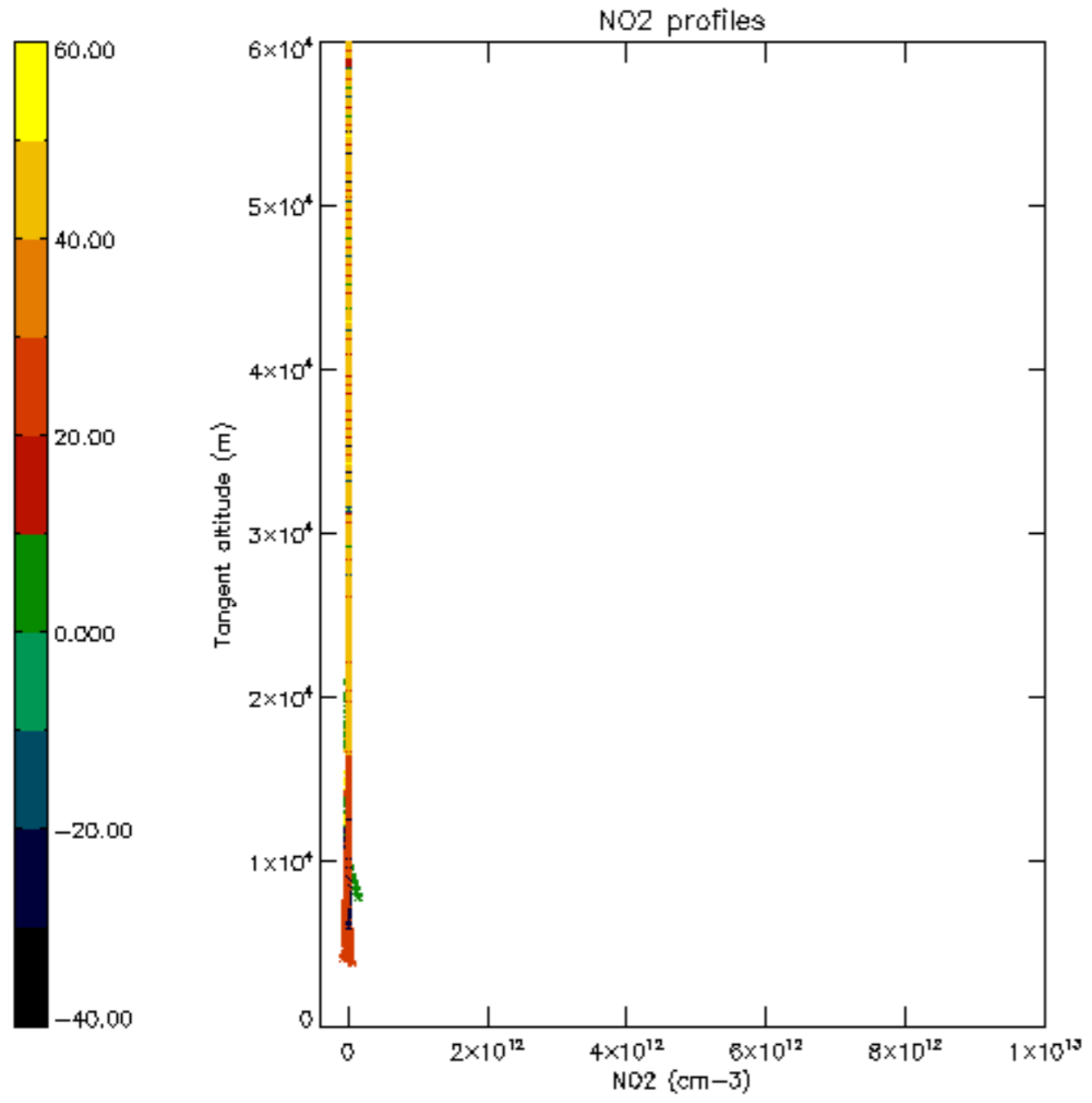


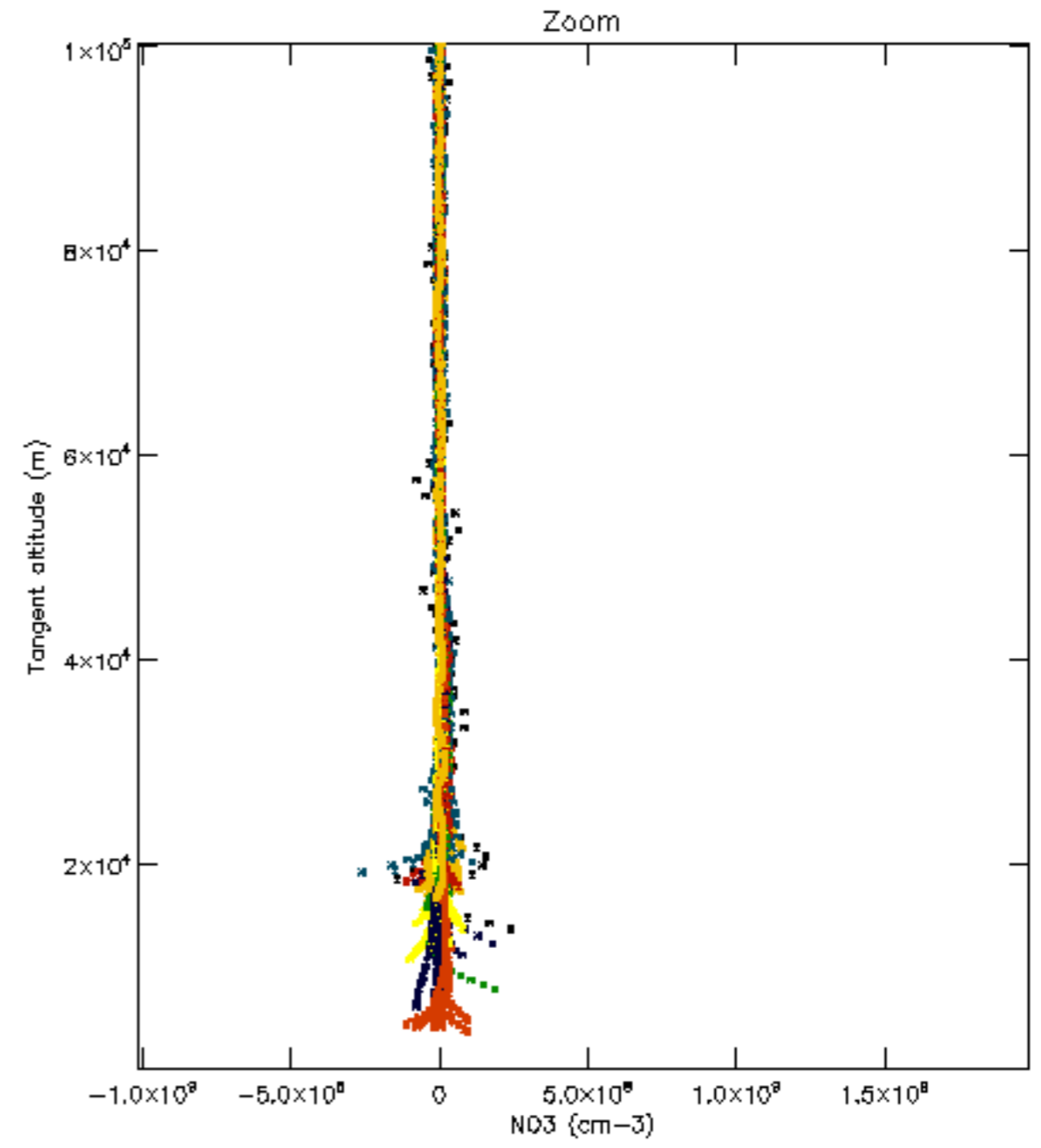
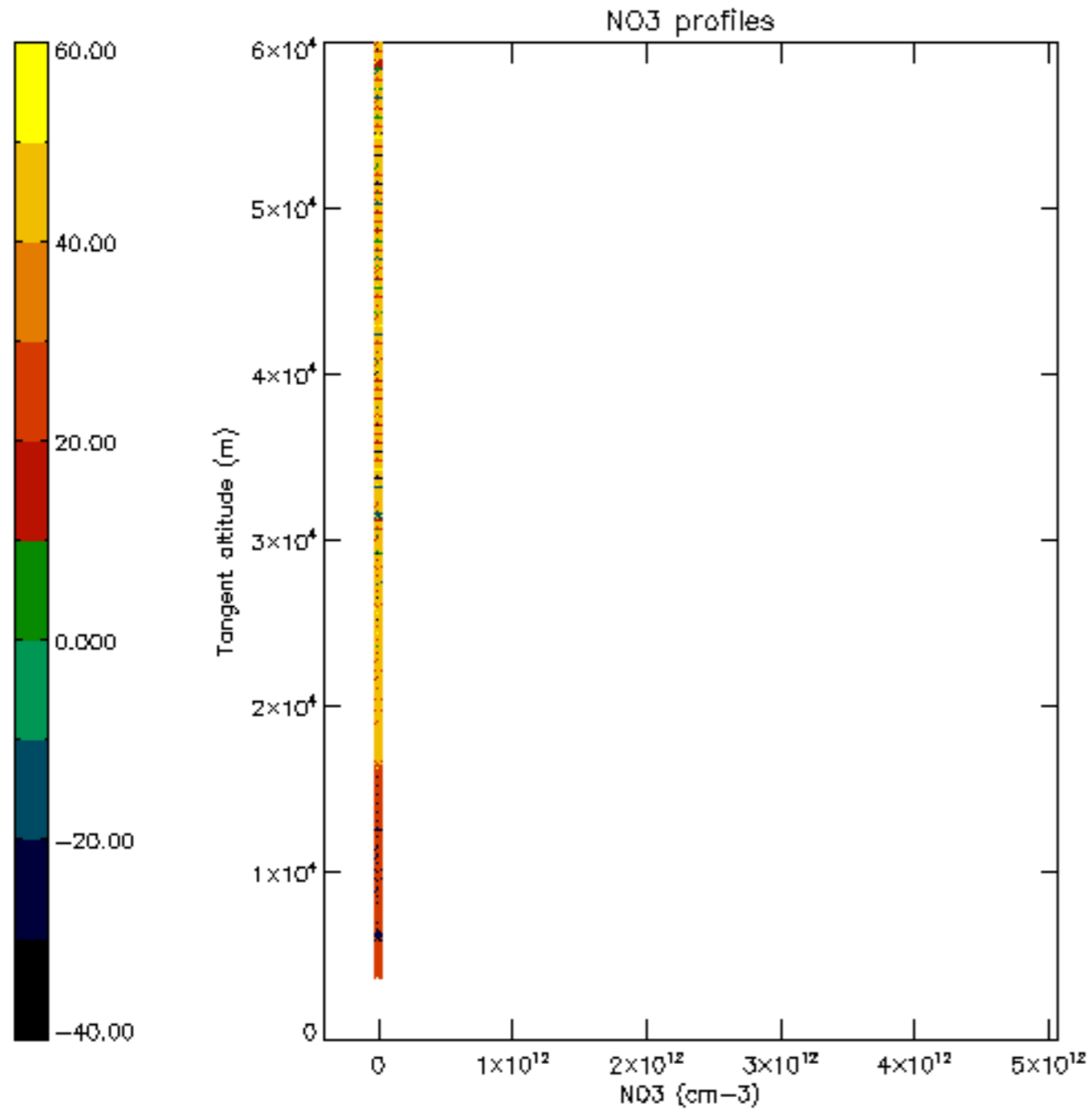


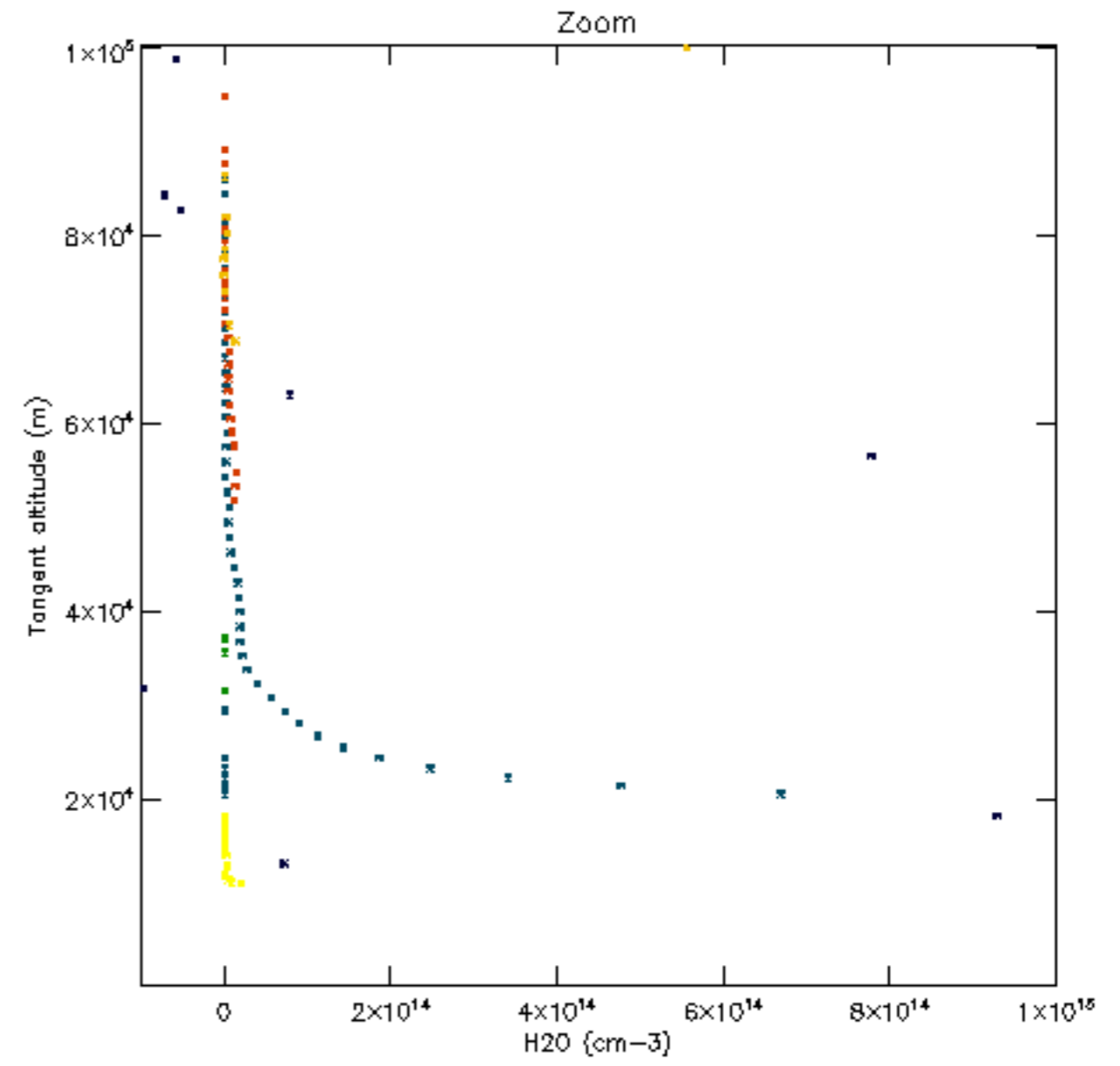
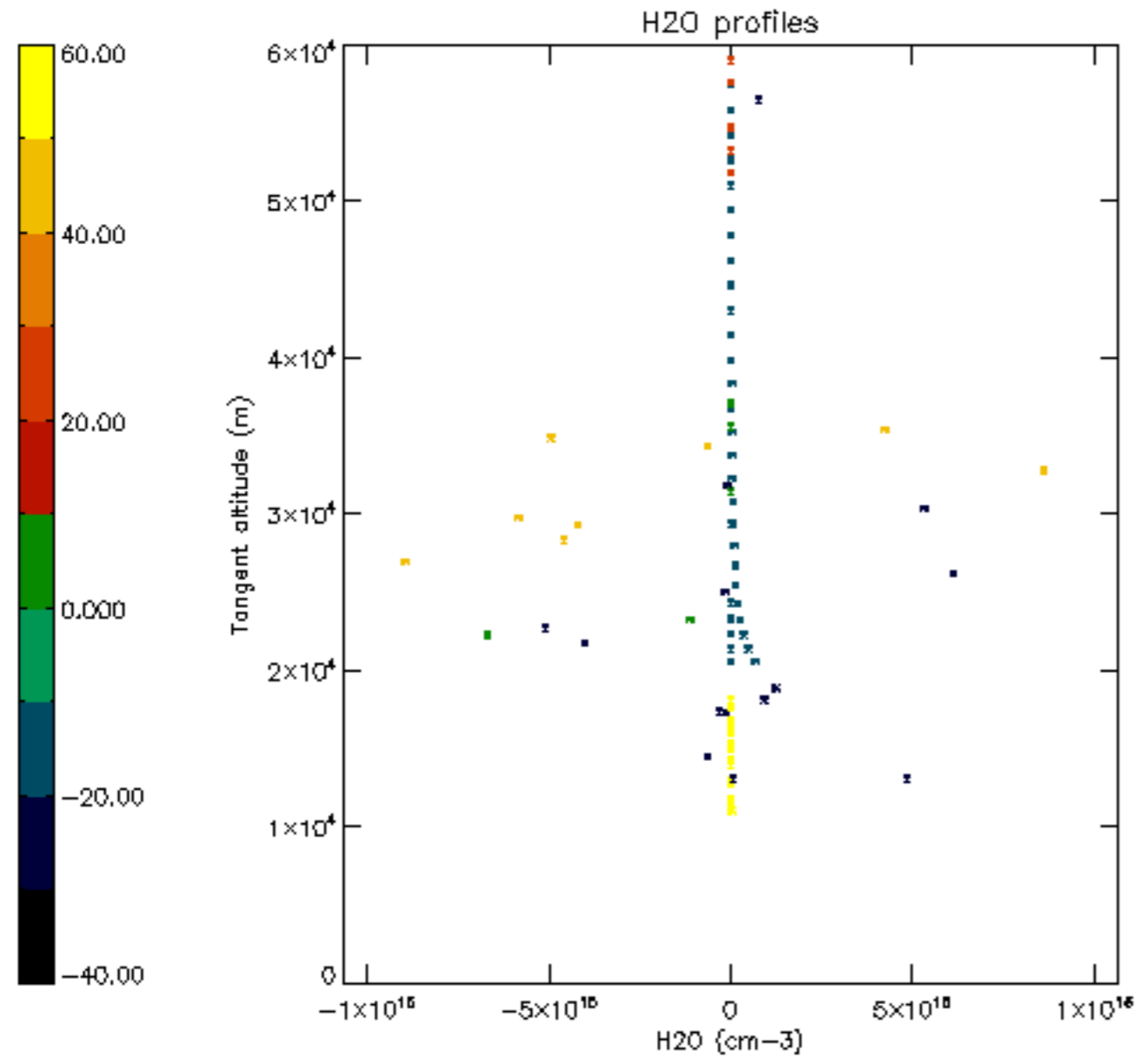


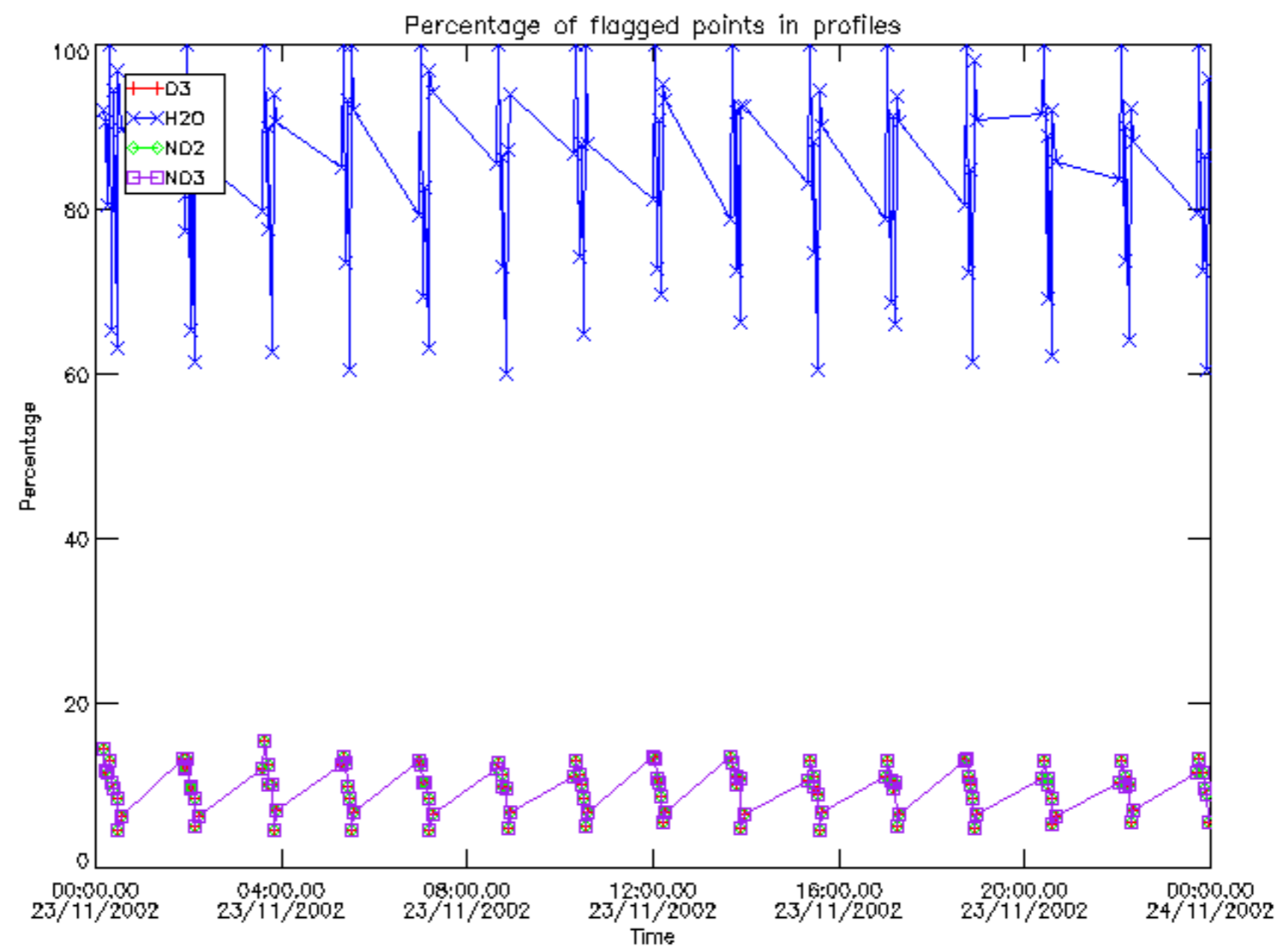




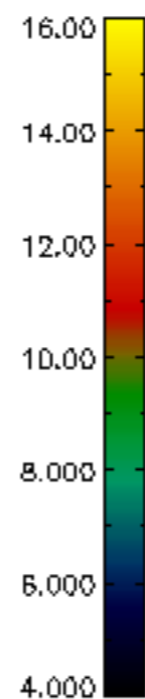
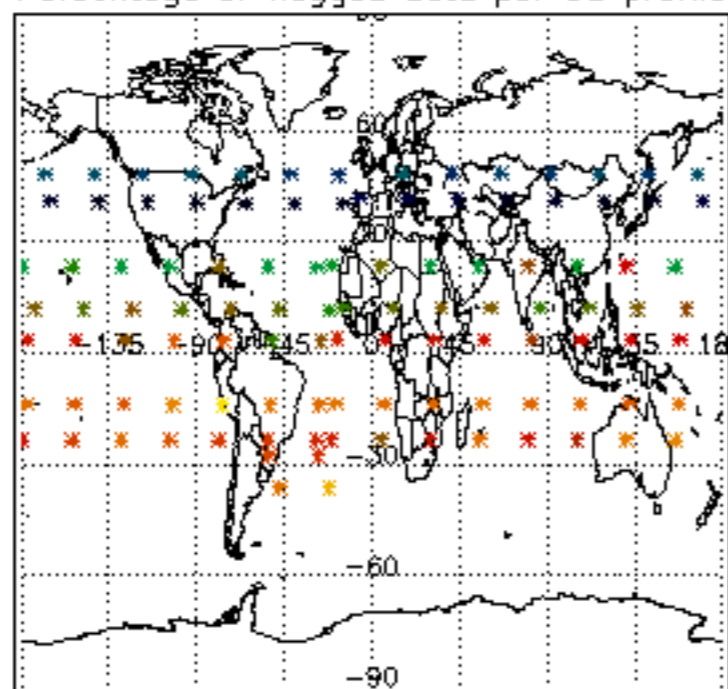




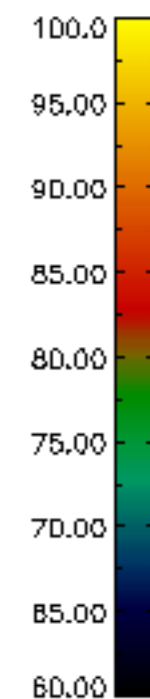
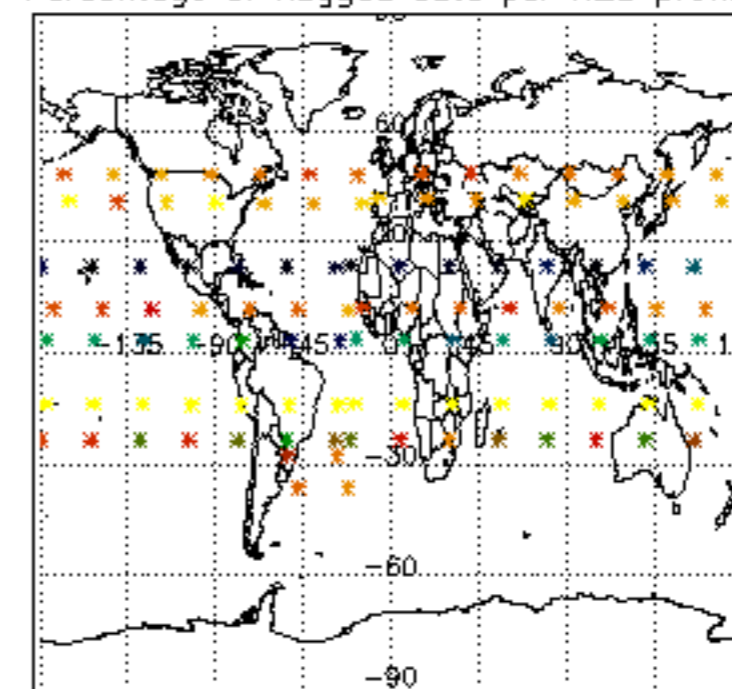




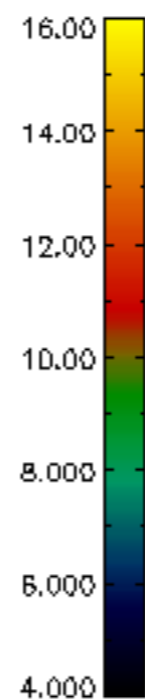
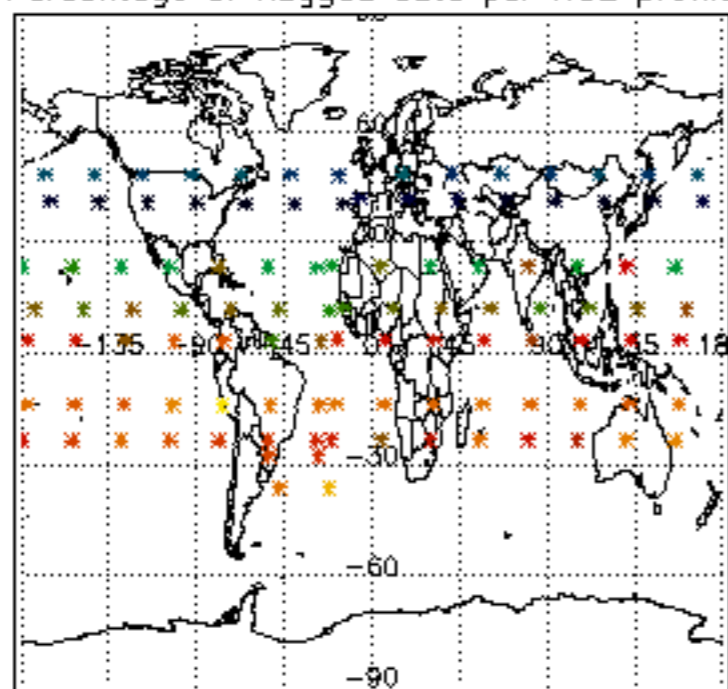
Percentage of flagged data per D3 profile



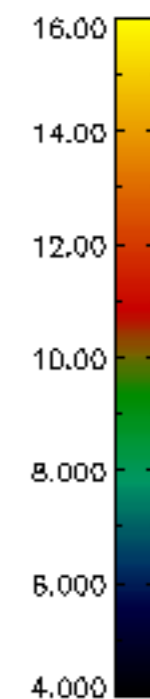
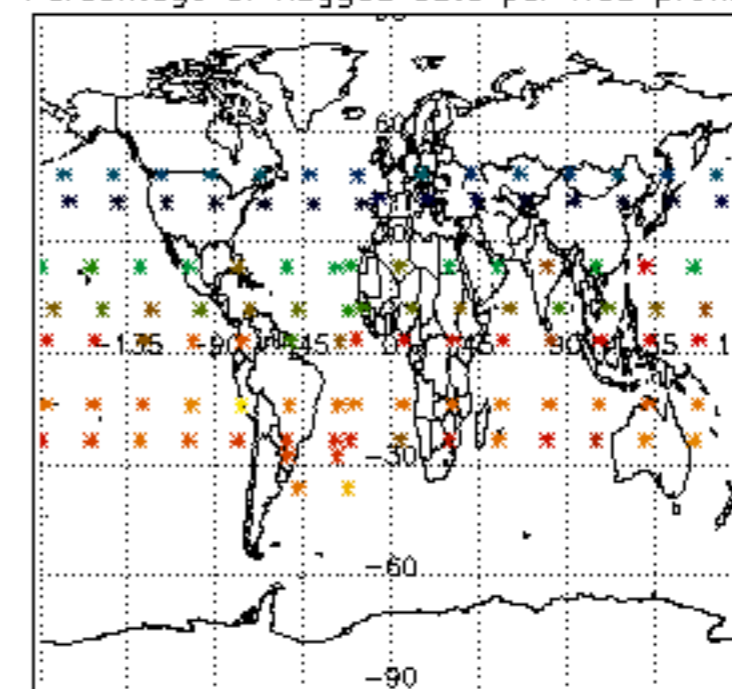
Percentage of flagged data per H2O profile

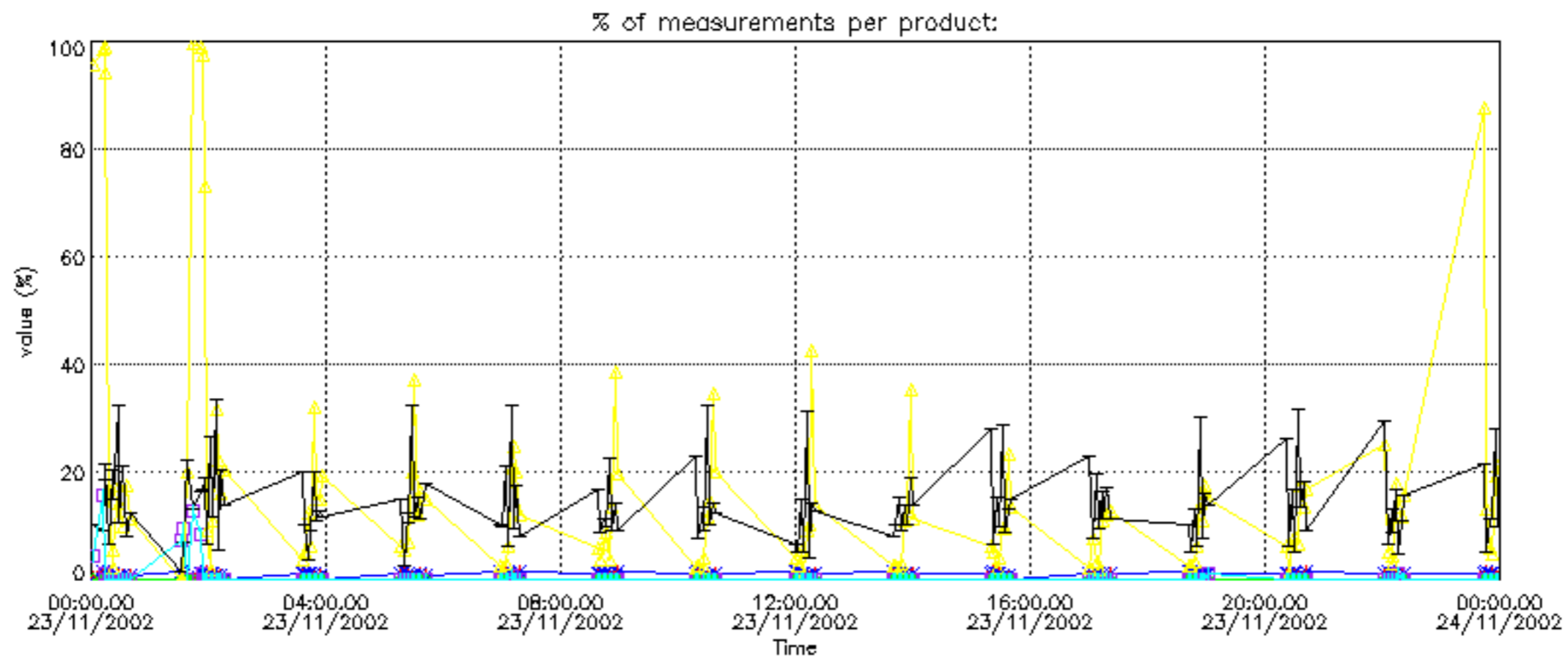
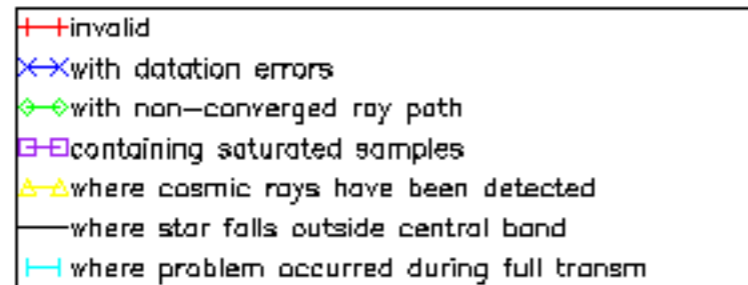


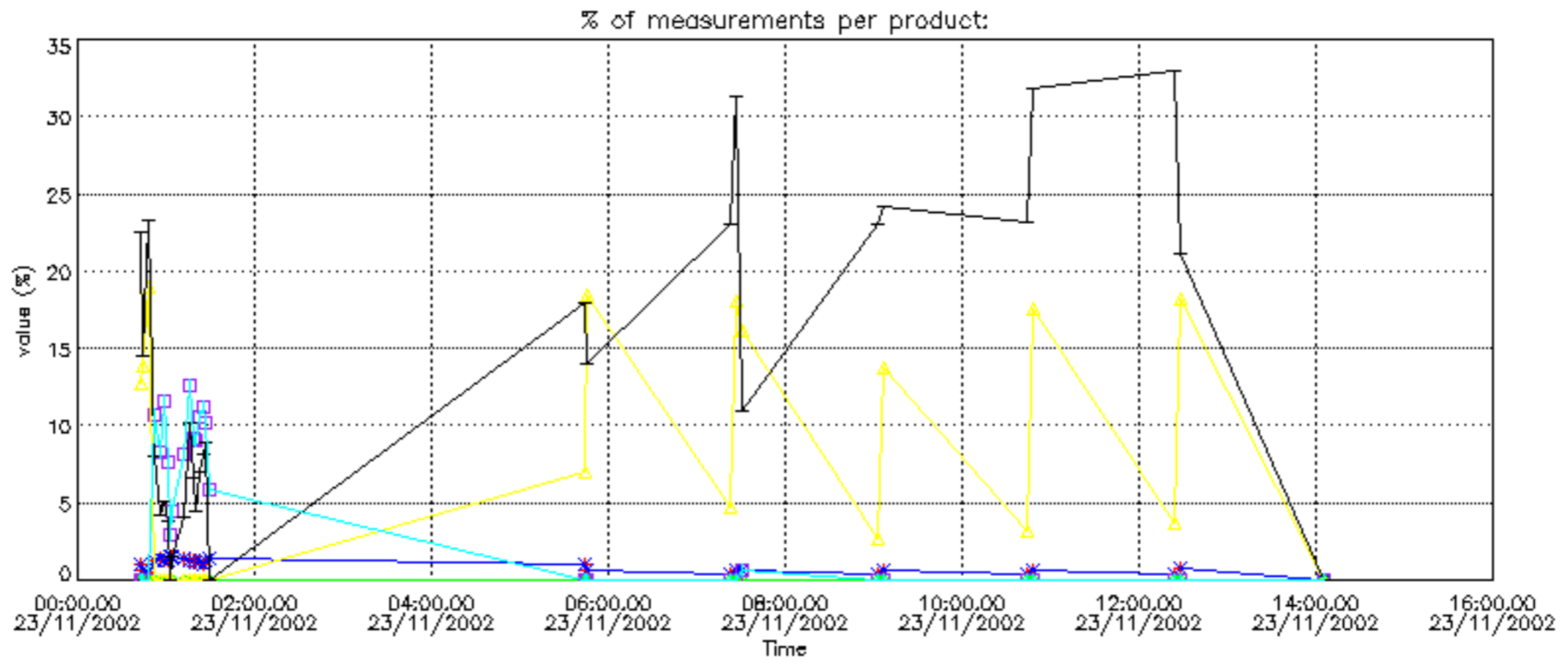
Percentage of flagged data per NO2 profile



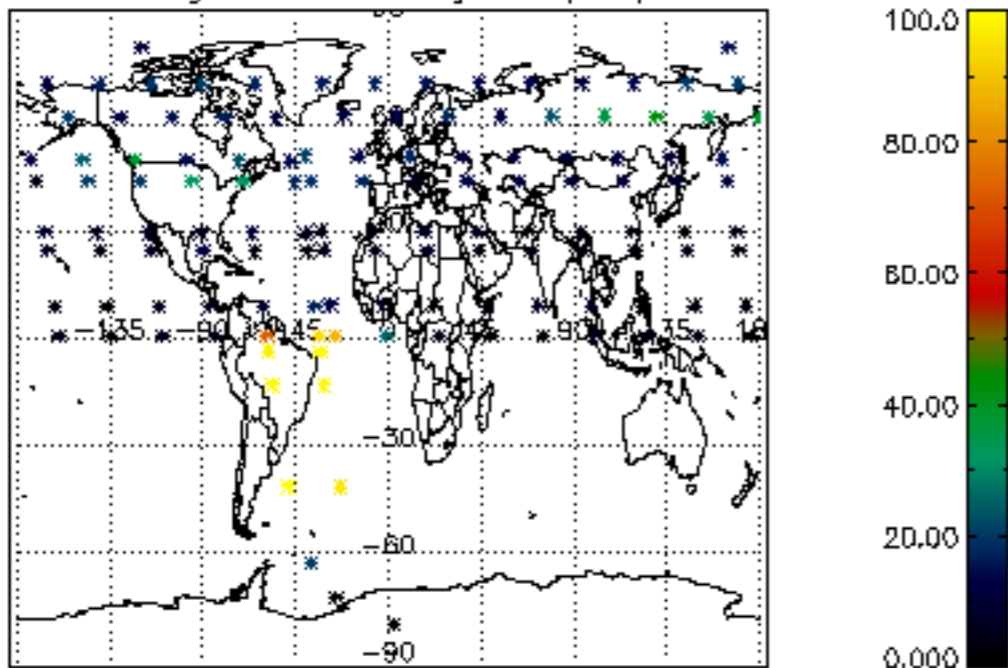
Percentage of flagged data per NO3 profile



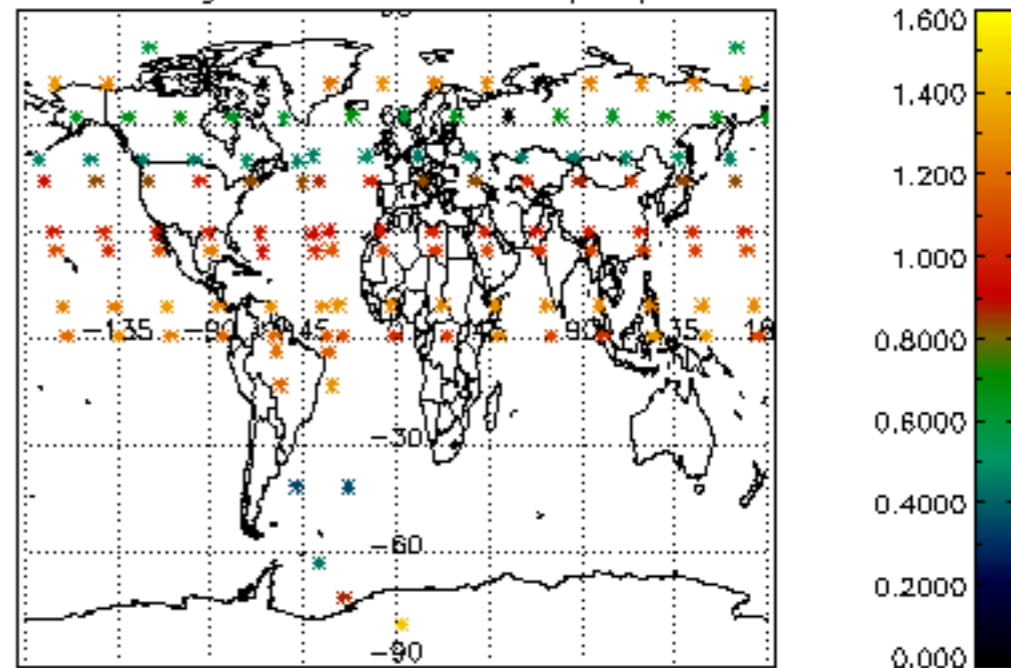




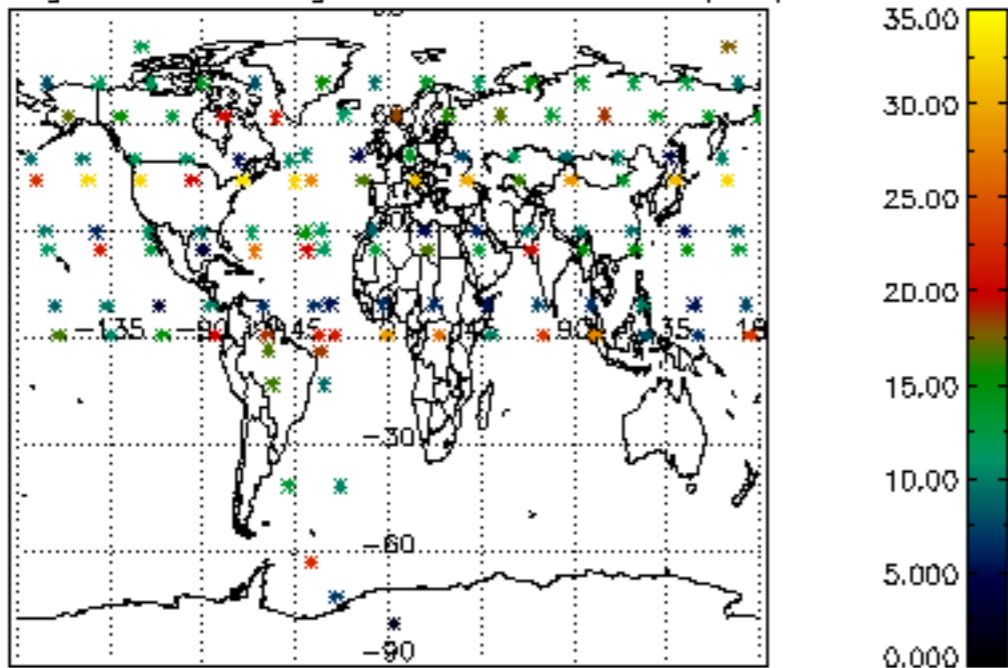
Percentage of cosmic ray hits per profile



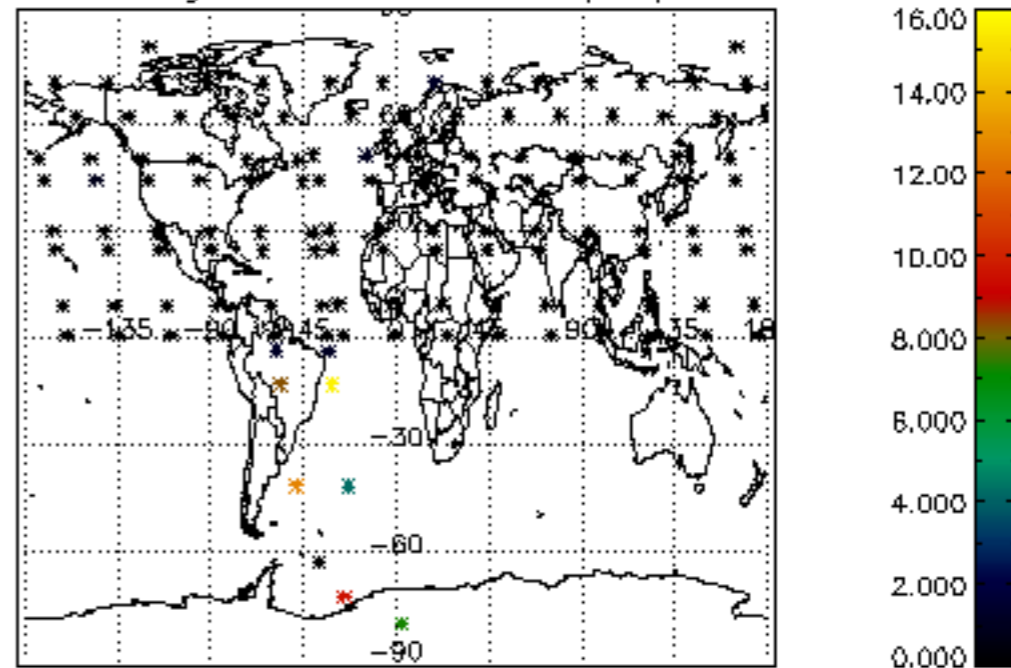
Percentage of datation errors per profile



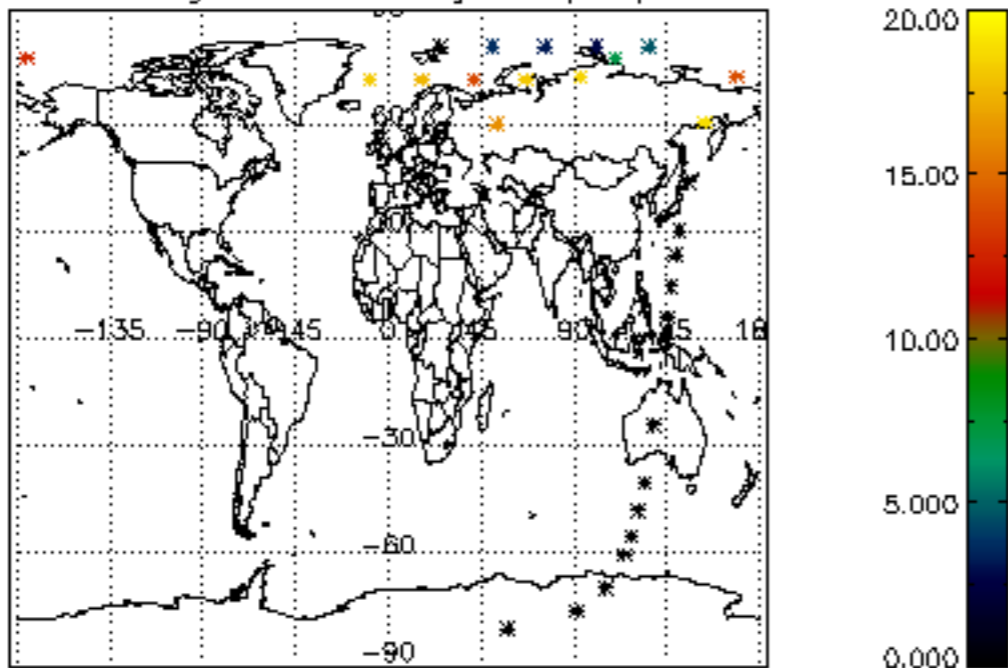
Percentage of star falling outside central band per profile



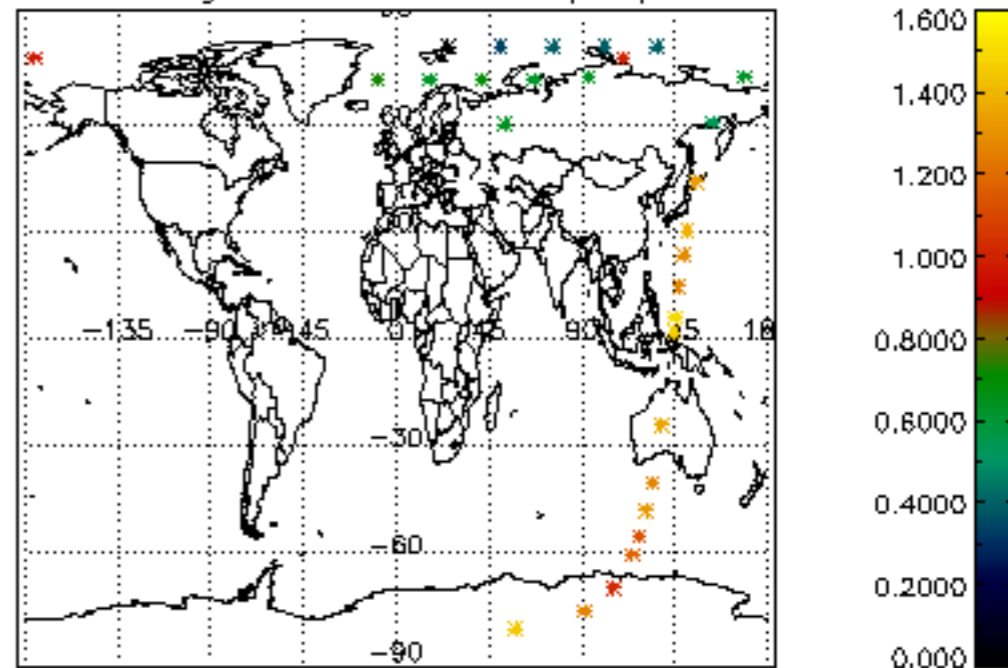
Percentage of saturation errors per profile



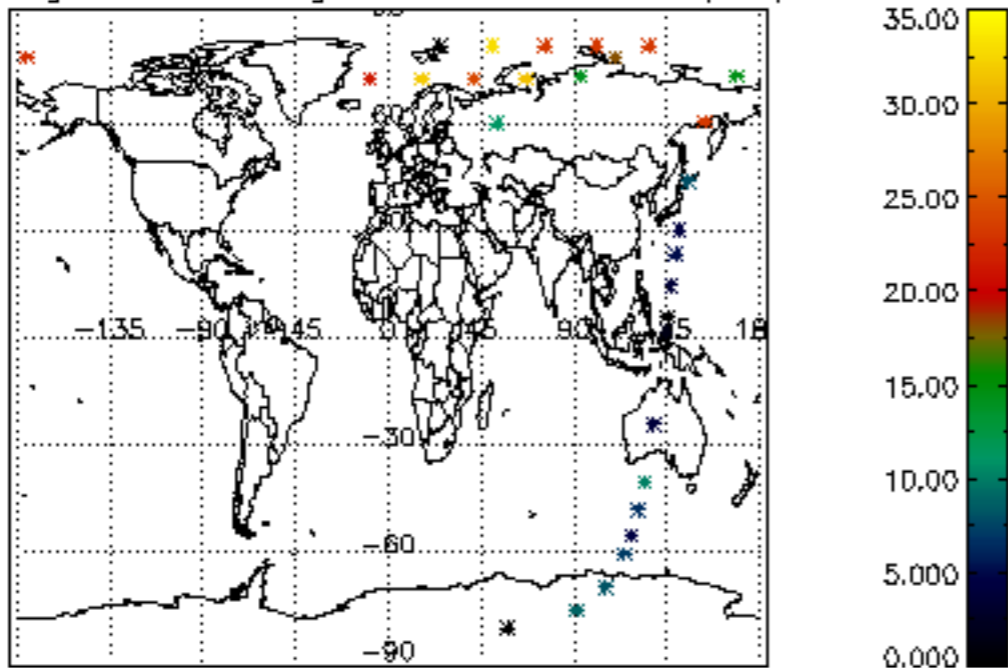
Percentage of cosmic ray hits per profile



Percentage of datation errors per profile



Percentage of star falling outside central band per profile



Percentage of saturation errors per profile

