

GOMOS Level 2 Daily Report

SUMMARY

[1. General Info](#)

[2. Summary of processed GOM_NL_2P products](#)

[3. Level 2 Quality information per product](#)

[3.1 Plot of level 2 quality information per product \(time dependant\)](#)

[3.2 Plot of level 2 quality information per product \(world map\)](#)

[4. Level 1 Quality information per product \(stored on level 2 products\)](#)

[4.1 Plot of level 1 quality information per product \(time dependant\)](#)

[4.1.1 Plot of level 1 quality information per product \(time dependant\): ASCENDING](#)

[4.1.2 Plot of level 1 quality information per product \(time dependant\): DESCENDING](#)

[4.2 Plot of level 1 quality information per product \(world map\)](#)

[4.2.1 Plot of level 1 quality information per product \(world map\): ASCENDING](#)

[4.2.2 Plot of level 1 quality information per product \(world map\): DESCENDING](#)

[5. Ozone profiles based on quality statistics and other trace gas profiles](#)

[5.1 Ozone statistics based on quality of products](#)

[5.2 Plot ozone profiles for all STD \(dark without errors\)](#)

[5.3 Plot ozone profiles where STD < 20% \(dark without errors\)](#)

[5.4. Plot ozone profiles where STD < 10% \(dark without errors\)](#)

[5.5. Plot ozone profiles where STD < 5% \(dark without errors\)](#)

[5.6 Plot NO2 profiles for all STD \(dark without errors\)](#)

[5.7 Plot NO3 profiles for all STD \(dark without errors\)](#)

[5.8 Plot H2O profiles \(only for occultations of stars 1,2,3,4,13,14,16,26,63 dark without errors\) for all STD](#)

[6. Auxiliary Data Files used for the production reported in section 2](#)

This report presents the daily analysis on parameters extracted from GOMOS level 2 data (GOM_NL__2P). It is intended to monitor some important parameters that will impact the quality of these products. A list of level 2 products (and content) that have arrived during the reporting day to the PCF is also given.

Item	Value
Time of report generation	17APR2013 20:19:17
Data source version	GOMOS/6.01
Start time of products	17-11-2002 (17NOV2002 00:00:00)
Stop time of products	18-11-2002 (18NOV2002 00:00:00)
Store outputs in DB	Yes
Nb of level 2 prods	208
Nb of prods with errors	0

2. Summary of processed GOM_NL__2P products.

Nr	Filename	UTC Start time	Limb	Duration	Star Id	Star Name	Star Mag	Star Temp	Nb Meas	Orbit	Prod. error
1	GOM_NL__2PRFIN20021117_000125_000000452011_00173_03734_1634.N1	17-NOV-2002 00:01:25	Dark	44.500	26	Gam Cru	1.6240	2900.0	89	3734	No
2	GOM_NL__2PRFIN20021117_000301_000000402011_00173_03734_1635.N1	17-NOV-2002 00:03:01	Dark	40.000	12	Alp1Cru	0.77500	30000.	80	3734	No
3	GOM_NL__2PRFIN20021117_000508_000000392011_00174_03735_1604.N1	17-NOV-2002 00:05:08	Dark	39.000	124	The Car	2.7640	30000.	78	3735	No
4	GOM_NL__2PRFIN20021117_000906_000000512011_00174_03735_1605.N1	17-NOV-2002 00:09:06	Dark	50.500	41	Eps Car	1.8600	4100.0	101	3735	No
5	GOM_NL__2PRFIN20021117_001106_000000572011_00174_03735_1606.N1	17-NOV-2002 00:11:06	Dark	56.500	70	Zet Pup	2.2460	39000.	113	3735	No
6	GOM_NL__2PRFIN20021117_001437_000000552011_00174_03735_1607.N1	17-NOV-2002 00:14:37	Dark	54.500	2	Alp Car	-0.73600	7000.0	109	3735	No
7	GOM_NL__2PRFIN20021117_001656_000000822011_00174_03735_1608.N1	17-NOV-2002 00:16:56	Dark	82.000	88	31Eta CMa	2.4480	20000.	164	3735	No
8	GOM_NL__2PRFIN20021117_001908_000000852011_00174_03735_1609.N1	17-NOV-2002 00:19:08	Dark	85.000	23	21Eps CMa	1.5020	26000.	170	3735	No
9	GOM_NL__2PRFIN20021117_002314_000000402011_00174_03735_1610.N1	17-NOV-2002 00:23:14	Straylight	39.500	157	The1Eri	2.9060	9300.0	79	3735	No
10	GOM_NL__2PRFIN20021117_002729_000001132011_00174_03735_1611.N1	17-NOV-2002 00:27:29	Straylight	113.00	47	2Bet CMa	1.9760	28000.	226	3735	No
11	GOM_NL__2PRFIN20021117_003030_000000542011_00174_03735_1612.N1	17-NOV-2002 00:30:30	Straylight	53.500	165	34Gam Eri	2.9500	3200.0	107	3735	No
12	GOM_NL__2PRFIN20021117_003259_000000942011_00174_03735_1613.N1	17-NOV-2002 00:32:59	Twilight	93.500	7	19Bet Ori	0.10000	14000.	187	3735	No
13	GOM_NL__2PRFIN20021117_003603_000000492011_00174_03735_1614.N1	17-NOV-2002 00:36:03	Twilight	49.000	94	92Alp Cet	2.5260	3100.0	98	3735	No
14	GOM_NL__2PRFIN20021117_004055_000000382011_00174_03735_1615.N1	17-NOV-2002 00:40:55	Bright	37.500	105	6Bet Ari	2.6450	8900.0	75	3735	No
15	GOM_NL__2PRFIN20021117_004259_000000452011_00174_03735_1616.N1	17-NOV-2002 00:42:59	Bright	44.500	146	25Eta Tau	2.8730	15200.	89	3735	No
16	GOM_NL__2PRFIN20021117_004453_000000372011_00174_03735_1617.N1	17-NOV-2002 00:44:53	Bright	37.000	173	4Bet Tri	3.0040	8900.0	74	3735	No
17	GOM_NL__2PRFIN20021117_004657_000000412011_00174_03735_1618.N1	17-NOV-2002 00:46:57	Bright	40.500	73	57Gam1And	2.2600	13100.	81	3735	No
18	GOM_NL__2PRFIN20021117_004959_000000442011_00174_03735_1619.N1	17-NOV-2002 00:49:59	Bright	43.500	35	33Alp Per	1.7950	6250.0	87	3735	No
19	GOM_NL__2PRFIN20021117_005200_000000372011_00174_03735_1620.N1	17-NOV-2002 00:52:00	Bright	36.500	110	37Del Cas	2.6780	8900.0	73	3735	No
20	GOM_NL__2PRFIN20021117_005624_000000622011_00174_03735_1621.N1	17-NOV-2002 00:56:24	Bright	61.500	42	34Bet Aur	1.9000	10200.	123	3735	No
21	GOM_NL__2PRFIN20021117_010010_000000392011_00174_03735_1622.N1	17-NOV-2002 01:00:10	Bright	38.500	49	1Alp UMi	1.9900	6300.0	77	3735	No
22	GOM_NL__2PRFIN20021117_010434_000000392011_00174_03735_1623.N1	17-NOV-2002 01:04:34	Bright	39.000	60	7Bet UMi	2.0810	3950.0	78	3735	No
23	GOM_NL__2PRFIN20021117_010631_000000382011_00174_03735_1624.N1	17-NOV-2002 01:06:31	Bright	37.500	119	14Eta Dra	2.7270	4700.0	75	3735	No
24	GOM_NL__2PRFIN20021117_010926_000000432011_00174_03735_1625.N1	17-NOV-2002 01:09:26	Bright	42.500	82	48Bet UMa	2.3650	10600.	85	3735	No
25	GOM_NL__2PRFIN20021117_011149_000000412011_00174_03735_1626.N1	17-NOV-2002 01:11:49	Bright	41.000	39	85Eta UMa	1.8540	24000.	82	3735	No
26	GOM_NL__2PRFIN20021117_011329_000000482011_00174_03735_1627.N1	17-NOV-2002 01:13:29	Bright	48.000	174	52Psi UMa	3.0040	4400.0	96	3735	No
27	GOM_NL__2PRFIN20021117_011519_000000382011_00174_03735_1628.N1	17-NOV-2002 01:15:19	Bright	37.500	152	12Alp2CVn	2.8900	11000.	75	3735	No
28	GOM_NL__2PRFIN20021117_011958_000000362011_00174_03735_1629.N1	17-NOV-2002 01:19:58	Bright	36.000	3	16Alp Boo	-0.050000	4250.0	72	3735	No
29	GOM_NL__2PRFIN20021117_012215_000000482011_00174_03735_1630.N1	17-NOV-2002 01:22:15	Bright	48.000	96	68Del Leo	2.5600	9300.0	96	3735	No
30	GOM_NL__2PRFIN20021117_012411_000001152011_00174_03735_1631.N1	17-NOV-2002 01:24:11	Twilight	115.00	166	17Eps Leo	2.9800	6000.0	230	3735	No
31	GOM_NL__2PRFIN20021117_012908_000001002011_00174_03735_1632.N1	17-NOV-2002 01:29:08	Twilight	99.500	22	32Alp Leo	1.3600	15200.	199	3735	No
32	GOM_NL__2PRFIN20021117_013202_000000452011_00174_03735_1633.N1	17-NOV-2002 01:32:02	Twilight	45.000	100	4Gam Crv	2.5800	13100.	90	3735	No
33	GOM_NL__2PRFIN20021117_013331_000000512011_00174_03735_1634.N1	17-NOV-2002 01:33:31	Twilight	51.000	171	2Eps Crv	3.0010	4250.0	102	3735	No
34	GOM_NL__2PRFIN20021117_013945_000000422011_00174_03735_1635.N1	17-NOV-2002 01:39:45	Dark	41.500	64	Gam Cen	2.2000	10600.	83	3735	No
35	GOM_NL__2PRFIN20021117_014201_000000522011_00174_03735_1636.N1	17-NOV-2002 01:42:01	Dark	52.000	26	Gam Cru	1.6240	2900.0	104	3735	No
36	GOM_NL__2PRFIN20021117_014338_000000412011_00174_03735_1637.N1	17-NOV-2002 01:43:38	Dark	40.500	12	Alp1Cru	0.77500	30000.	81	3735	No
37	GOM_NL__2PRFIN20021117_014545_000000392011_00175_03736_1604.N1	17-NOV-2002 01:45:45	Dark	39.000	124	The Car	2.7640	30000.	78	3736	No
38	GOM_NL__2PRFIN20021117_014943_000000502011_00175_03736_1605.N1	17-NOV-2002 01:49:43	Dark	49.500	41	Eps Car	1.8600	4100.0	99	3736	No
39	GOM_NL__2PRFIN20021117_015143_000000582011_00175_03736_1606.N1	17-NOV-2002 01:51:43	Dark	58.000	70	Zet Pup	2.2460	39000.	116	3736	No
40	GOM_NL__2PRFIN20021117_015514_000000522011_00175_03736_1607.N1	17-NOV-2002 01:55:14	Dark	52.000	2	Alp Car	-0.73600	7000.0	104	3736	No
41	GOM_NL__2PRFIN20021117_015734_000000772011_00175_03736_1608.N1	17-NOV-2002 01:57:34	Dark	77.000	88	31Eta CMa	2.4480	20000.	154	3736	No
42	GOM_NL__2PRFIN20021117_015946_000000782011_00175_03736_1609.N1	17-NOV-2002 01:59:46	Dark	78.000	23	21Eps CMa	1.5020	26000.	156	3736	No

43	GOM_NL__2PRFIN20021117_020351_000000402011_00175_03736_1610.N1	17-NOV-2002 02:03:51	Straylight	40.000	157	The1Eri	2.9060	9300.0	80	3736	No
44	GOM_NL__2PRFIN20021117_020805_000001022011_00175_03736_1611.N1	17-NOV-2002 02:08:05	Straylight	102.00	47	2Bet CMa	1.9760	28000.	204	3736	No
45	GOM_NL__2PRFIN20021117_021107_000000532011_00175_03736_1612.N1	17-NOV-2002 02:11:07	Straylight	52.500	165	34Gam Eri	2.9500	3200.0	105	3736	No
46	GOM_NL__2PRFIN20021117_021335_000000962011_00175_03736_1613.N1	17-NOV-2002 02:13:35	Tw_i_and_stray	96.000	7	19Bet Ori	0.10000	14000.	192	3736	No
47	GOM_NL__2PRFIN20021117_021640_000000492011_00175_03736_1614.N1	17-NOV-2002 02:16:40	Tw_i_and_stray	48.500	94	92Alp Cet	2.5260	3100.0	97	3736	No
48	GOM_NL__2PRFIN20021117_022131_000000372011_00175_03736_1615.N1	17-NOV-2002 02:21:31	Bright	37.000	105	6Bet Ari	2.6450	8900.0	74	3736	No
49	GOM_NL__2PRFIN20021117_022335_000000452011_00175_03736_1616.N1	17-NOV-2002 02:23:35	Bright	44.500	146	25Eta Tau	2.8730	15200.	89	3736	No
50	GOM_NL__2PRFIN20021117_022529_000000372011_00175_03736_1617.N1	17-NOV-2002 02:25:29	Bright	37.000	173	4Bet Tri	3.0040	8900.0	74	3736	No
51	GOM_NL__2PRFIN20021117_022733_000000382011_00175_03736_1618.N1	17-NOV-2002 02:27:33	Bright	38.000	73	57Gam1And	2.2600	13100.	76	3736	No
52	GOM_NL__2PRFIN20021117_023035_000000422011_00175_03736_1619.N1	17-NOV-2002 02:30:35	Bright	42.000	35	33Alp Per	1.7950	6250.0	84	3736	No
53	GOM_NL__2PRFIN20021117_023237_000000372011_00175_03736_1620.N1	17-NOV-2002 02:32:37	Bright	36.500	110	37Del Cas	2.6780	8900.0	73	3736	No
54	GOM_NL__2PRFIN20021117_023659_000000592011_00175_03736_1621.N1	17-NOV-2002 02:36:59	Bright	58.500	42	34Bet Aur	1.9000	10200.	117	3736	No
55	GOM_NL__2PRFIN20021117_024047_000000372011_00175_03736_1622.N1	17-NOV-2002 02:40:47	Bright	37.000	49	1Alp UMi	1.9900	6300.0	74	3736	No
56	GOM_NL__2PRFIN20021117_024510_000000402011_00175_03736_1623.N1	17-NOV-2002 02:45:10	Bright	39.500	60	7Bet UMi	2.0810	3950.0	79	3736	No
57	GOM_NL__2PRFIN20021117_024707_000000382011_00175_03736_1624.N1	17-NOV-2002 02:47:07	Bright	37.500	119	14Eta Dra	2.7270	4700.0	75	3736	No
58	GOM_NL__2PRFIN20021117_025001_000000422011_00175_03736_1625.N1	17-NOV-2002 02:50:01	Bright	42.000	82	48Bet UMa	2.3650	10600.	84	3736	No
59	GOM_NL__2PRFIN20021117_025225_000000412011_00175_03736_1626.N1	17-NOV-2002 02:52:25	Bright	40.500	39	85Eta UMa	1.8540	24000.	81	3736	No
60	GOM_NL__2PRFIN20021117_025405_000000472011_00175_03736_1627.N1	17-NOV-2002 02:54:05	Bright	47.000	174	52Psi UMa	3.0040	4400.0	94	3736	No
61	GOM_NL__2PRFIN20021117_025555_000000382011_00175_03736_1628.N1	17-NOV-2002 02:55:55	Bright	37.500	152	12Alp2CVn	2.8900	11000.	75	3736	No
62	GOM_NL__2PRFIN20021117_030034_000000362011_00175_03736_1629.N1	17-NOV-2002 03:00:34	Bright	35.500	3	16Alp Boo	-0.050000	4250.0	71	3736	No
63	GOM_NL__2PRFIN20021117_030251_000000512011_00175_03736_1630.N1	17-NOV-2002 03:02:51	Bright	51.000	96	68Del Leo	2.5600	9300.0	102	3736	No
64	GOM_NL__2PRFIN20021117_030449_000001072011_00175_03736_1631.N1	17-NOV-2002 03:04:49	Tw_i_and_stray	107.00	166	17Eps Leo	2.9800	6000.0	214	3736	No
65	GOM_NL__2PRFIN20021117_030945_000001022011_00175_03736_1632.N1	17-NOV-2002 03:09:45	Tw_i_and_stray	101.50	22	32Alp Leo	1.3600	15200.	203	3736	No
66	GOM_NL__2PRFIN20021117_031238_000000472011_00175_03736_1633.N1	17-NOV-2002 03:12:38	Tw_i_and_stray	46.500	100	4Gam Crv	2.5800	13100.	93	3736	No
67	GOM_NL__2PRFIN20021117_031407_000000472011_00175_03736_1634.N1	17-NOV-2002 03:14:07	Twilight	46.500	171	2Eps Crv	3.0010	4250.0	93	3736	No
68	GOM_NL__2PRFIN20021117_032021_000000422011_00175_03736_1635.N1	17-NOV-2002 03:20:21	Dark	41.500	64	Gam Cen	2.2000	10600.	83	3736	No
69	GOM_NL__2PRFIN20021117_032237_000000452011_00175_03736_1636.N1	17-NOV-2002 03:22:37	Dark	44.500	26	Gam Cru	1.6240	2900.0	89	3736	No
70	GOM_NL__2PRFIN20021117_032414_000000412011_00175_03736_1637.N1	17-NOV-2002 03:24:14	Dark	40.500	12	Alp1Cru	0.77500	30000.	81	3736	No
71	GOM_NL__2PRFIN20021117_032621_000000392011_00176_03737_1605.N1	17-NOV-2002 03:26:21	Dark	38.500	124	The Car	2.7640	30000.	77	3737	No
72	GOM_NL__2PRFIN20021117_033020_000000442011_00176_03737_1606.N1	17-NOV-2002 03:30:20	Dark	44.000	41	Eps Car	1.8600	4100.0	88	3737	No
73	GOM_NL__2PRFIN20021117_033220_000000582011_00176_03737_1607.N1	17-NOV-2002 03:32:20	Dark	58.000	70	Zet Pup	2.2460	39000.	116	3737	No
74	GOM_NL__2PRFIN20021117_033550_000000562011_00176_03737_1608.N1	17-NOV-2002 03:35:50	Dark	56.000	2	Alp Car	-0.73600	7000.0	112	3737	No
75	GOM_NL__2PRFIN20021117_033812_000000802011_00176_03737_1609.N1	17-NOV-2002 03:38:12	Dark	80.000	88	31Eta CMa	2.4480	20000.	160	3737	No
76	GOM_NL__2PRFIN20021117_034022_000000832011_00176_03737_1610.N1	17-NOV-2002 03:40:22	Dark	82.500	23	21Eps CMa	1.5020	26000.	165	3737	No
77	GOM_NL__2PRFIN20021117_034427_000000402011_00176_03737_1611.N1	17-NOV-2002 03:44:27	Straylight	40.000	157	The1Eri	2.9060	9300.0	80	3737	No
78	GOM_NL__2PRFIN20021117_034842_000001092011_00176_03737_1612.N1	17-NOV-2002 03:48:42	Straylight	109.00	47	2Bet CMa	1.9760	28000.	218	3737	No
79	GOM_NL__2PRFIN20021117_035143_000000562011_00176_03737_1613.N1	17-NOV-2002 03:51:43	Straylight	55.500	165	34Gam Eri	2.9500	3200.0	111	3737	No
80	GOM_NL__2PRFIN20021117_035411_000000882011_00176_03737_1614.N1	17-NOV-2002 03:54:11	Tw_i_and_stray	88.000	7	19Bet Ori	0.10000	14000.	176	3737	No
81	GOM_NL__2PRFIN20021117_035715_000000552011_00176_03737_1615.N1	17-NOV-2002 03:57:15	Tw_i_and_stray	54.500	94	92Alp Cet	2.5260	3100.0	109	3737	No
82	GOM_NL__2PRFIN20021117_040207_000000382011_00176_03737_1616.N1	17-NOV-2002 04:02:07	Bright	37.500	105	6Bet Ari	2.6450	8900.0	75	3737	No
83	GOM_NL__2PRFIN20021117_040410_000000452011_00176_03737_1617.N1	17-NOV-2002 04:04:10	Bright	45.000	146	25Eta Tau	2.8730	15200.	90	3737	No
84	GOM_NL__2PRFIN20021117_040605_000000372011_00176_03737_1618.N1	17-NOV-2002 04:06:05	Bright	37.000	173	4Bet Tri	3.0040	8900.0	74	3737	No
85	GOM_NL__2PRFIN20021117_040809_000000382011_00176_03737_1619.N1	17-NOV-2002 04:08:09	Bright	38.000	73	57Gam1And	2.2600	13100.	76	3737	No
86	GOM_NL__2PRFIN20021117_041111_000000422011_00176_03737_1620.N1	17-NOV-2002 04:11:11	Bright	41.500	35	33Alp Per	1.7950	6250.0	83	3737	No
87	GOM_NL__2PRFIN20021117_041313_000000382011_00176_03737_1621.N1	17-NOV-2002 04:13:13	Bright	37.500	110	37Del Cas	2.6780	8900.0	75	3737	No
88	GOM_NL__2PRFIN20021117_041733_000000632011_00176_03737_1622.N1	17-NOV-2002 04:17:33	Bright	62.500	42	34Bet Aur	1.9000	10200.	125	3737	No
89	GOM_NL__2PRFIN20021117_042123_000000352011_00176_03737_1623.N1	17-NOV-2002 04:21:23	Bright	35.000	49	1Alp UMi	1.9900	6300.0	70	3737	No
90	GOM_NL__2PRFIN20021117_042547_000000352011_00176_03737_1624.N1	17-NOV-2002 04:25:47	Bright	35.000	60	7Bet UMi	2.0810	3950.0	70	3737	No
91	GOM_NL__2PRFIN20021117_042744_000000392011_00176_03737_1625.N1	17-NOV-2002 04:27:44	Bright	39.000	119	14Eta Dra	2.7270	4700.0	78	3737	No
92	GOM_NL__2PRFIN20021117_043037_000000442011_00176_03737_1626.N1	17-NOV-2002 04:30:37	Bright	43.500	82	48Bet UMa	2.3650	10600.	87	3737	No
93	GOM_NL__2PRFIN20021117_043303_000000352011_00176_03737_1627.N1	17-NOV-2002 04:33:03	Bright	35.000	39	85Eta UMa	1.8540	24000.	70	3737	No
94	GOM_NL__2PRFIN20021117_043442_000000442011_00176_03737_1628.N1	17-NOV-2002 04:34:42	Bright	44.000	174	52Psi UMa	3.0040	4400.0	88	3737	No
95	GOM_NL__2PRFIN20021117_043632_000000372011_00176_03737_1629.N1	17-NOV-2002 04:36:32	Bright	36.500	152	12Alp2CVn	2.8900	11000.	73	3737	No
96	GOM_NL__2PRFIN20021117_044111_000000352011_00176_03737_1630.N1	17-NOV-2002 04:41:11	Bright	35.000	3	16Alp Boo	-0.050000	4250.0	70	3737	No
97	GOM_NL__2PRFIN20021117_044328_000000702011_00176_03737_1631.N1	17-NOV-2002 04:43:28	Bright	70.000	96	68Del Leo	2.5600	9300.0	140	3737	No
98	GOM_NL__2PRFIN20021117_044526_000001082011_00176_03737_1632.N1	17-NOV-2002 04:45:26	Tw_i_and_stray	107.50	166	17Eps Leo	2.9800	6000.0	215	3737	No
99	GOM_NL__2PRFIN20021117_045023_000000902011_00176_03737_1633.N1	17-NOV-2002 04:50:23	Tw_i_and_stray	90.000	22	32Alp Leo	1.3600	15200.	180	3737	No
100	GOM_NL__2PRFIN20021117_045315_000000422011_00176_03737_1634.N1	17-NOV-2002 04:53:15	Tw_i_and_stray	41.500	100	4Gam Crv	2.5800	13100.	83	3737	No
101	GOM_NL__2PRFIN20021117_045446_000000462011_00176_03737_1635.N1	17-NOV-2002 04:54:46	Twilight	46.000	171	2Eps Crv	3.0010	4250.0	92	3737	No

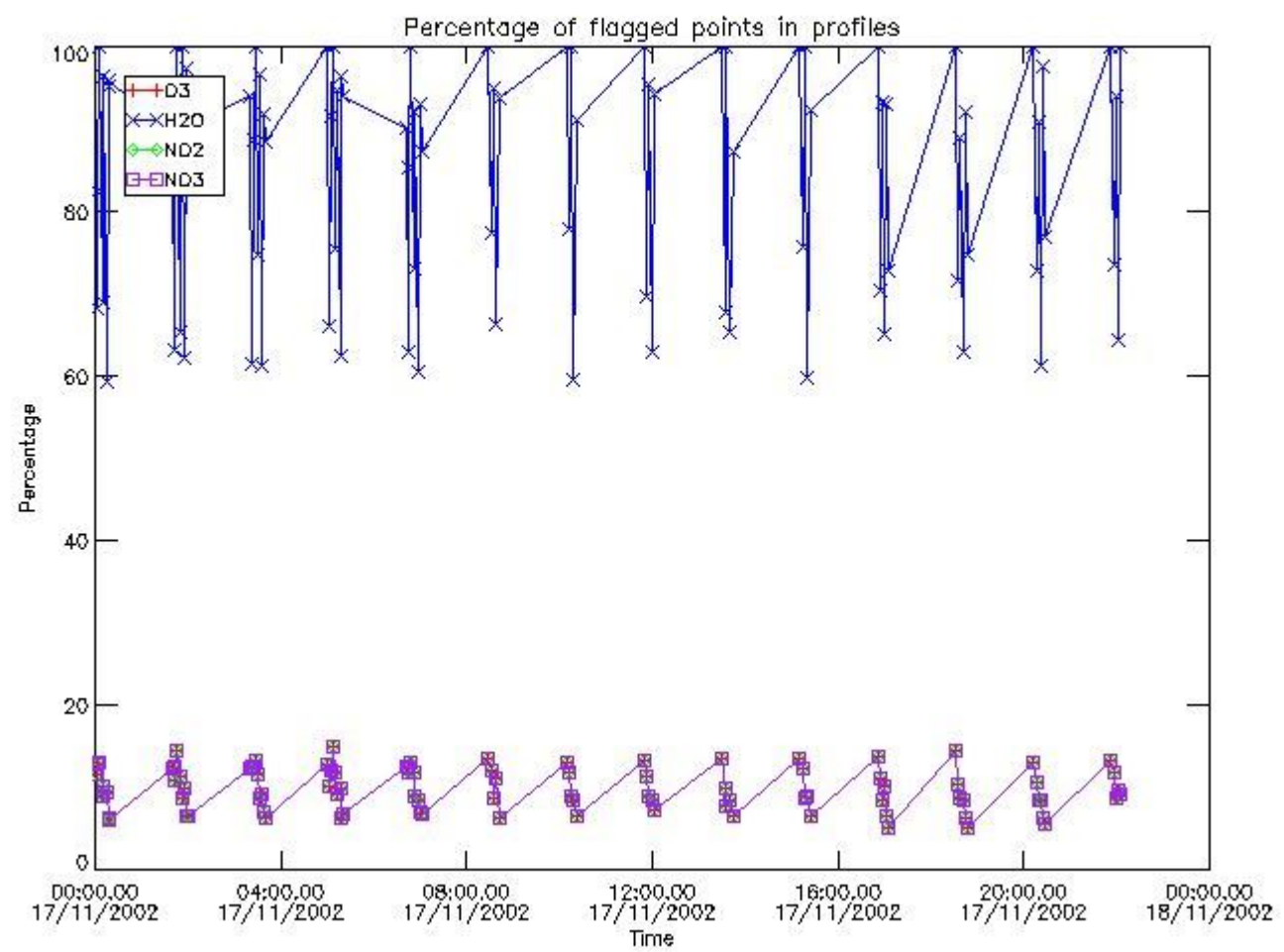
102	GOM_NL__2PRFIN20021117_050057_000000402011_00176_03737_1636.N1	17-NOV-2002 05:00:57	Dark	40.000	64	Gam Cen	2.2000	10600.	80	3737	No
103	GOM_NL__2PRFIN20021117_050313_000000512011_00176_03737_1637.N1	17-NOV-2002 05:03:13	Dark	50.500	26	Gam Cru	1.6240	2900.0	101	3737	No
104	GOM_NL__2PRFIN20021117_050450_000000422011_00176_03737_1638.N1	17-NOV-2002 05:04:50	Dark	42.000	12	Alp1Cru	0.77500	30000.	84	3737	No
105	GOM_NL__2PRFIN20021117_050657_000000382011_00177_03738_1605.N1	17-NOV-2002 05:06:57	Dark	37.500	124	The Car	2.7640	30000.	75	3738	No
106	GOM_NL__2PRFIN20021117_051056_000000432011_00177_03738_1606.N1	17-NOV-2002 05:10:56	Dark	43.000	41	Eps Car	1.8600	4100.0	86	3738	No
107	GOM_NL__2PRFIN20021117_051257_000000562011_00177_03738_1607.N1	17-NOV-2002 05:12:57	Dark	56.000	70	Zet Pup	2.2460	39000.	112	3738	No
108	GOM_NL__2PRFIN20021117_051626_000000512011_00177_03738_1608.N1	17-NOV-2002 05:16:26	Dark	51.000	2	Alp Car	-0.73600	7000.0	102	3738	No
109	GOM_NL__2PRFIN20021117_051849_000000812011_00177_03738_1609.N1	17-NOV-2002 05:18:49	Dark	81.000	88	31Eta CMa	2.4480	20000.	162	3738	No
110	GOM_NL__2PRFIN20021117_052059_000000772011_00177_03738_1610.N1	17-NOV-2002 05:20:59	Dark	76.500	23	21Eps CMa	1.5020	26000.	153	3738	No
111	GOM_NL__2PRFIN20021117_052503_000000402011_00177_03738_1611.N1	17-NOV-2002 05:25:03	Straylight	39.500	157	The1Eri	2.9060	9300.0	79	3738	No
112	GOM_NL__2PRFIN20021117_052918_000001092011_00177_03738_1612.N1	17-NOV-2002 05:29:18	Straylight	108.50	47	2Bet CMa	1.9760	28000.	217	3738	No
113	GOM_NL__2PRFIN20021117_053219_000000552011_00177_03738_1613.N1	17-NOV-2002 05:32:19	Straylight	55.000	165	34Gam Eri	2.9500	3200.0	110	3738	No
114	GOM_NL__2PRFIN20021117_053446_000000962011_00177_03738_1614.N1	17-NOV-2002 05:34:46	Twi_and_stray	96.000	7	19Bet Ori	0.10000	14000.	192	3738	No
115	GOM_NL__2PRFIN20021117_053750_000000552011_00177_03738_1615.N1	17-NOV-2002 05:37:50	Twi_and_stray	55.000	94	92Alp Cet	2.5260	3100.0	110	3738	No
116	GOM_NL__2PRFIN20021117_054243_000000382011_00177_03738_1616.N1	17-NOV-2002 05:42:43	Bright	38.000	105	6Bet Ari	2.6450	8900.0	76	3738	No
117	GOM_NL__2PRFIN20021117_054445_000000452011_00177_03738_1617.N1	17-NOV-2002 05:44:45	Bright	45.000	146	25Eta Tau	2.8730	15200.	90	3738	No
118	GOM_NL__2PRFIN20021117_054641_000000382011_00177_03738_1618.N1	17-NOV-2002 05:46:41	Bright	37.500	173	4Bet Tri	3.0040	8900.0	75	3738	No
119	GOM_NL__2PRFIN20021117_054845_000000392011_00177_03738_1619.N1	17-NOV-2002 05:48:45	Bright	39.000	73	57Gam1And	2.2600	13100.	78	3738	No
120	GOM_NL__2PRFIN20021117_055146_000000432011_00177_03738_1620.N1	17-NOV-2002 05:51:46	Bright	42.500	35	33Alp Per	1.7950	6250.0	85	3738	No
121	GOM_NL__2PRFIN20021117_055349_000000372011_00177_03738_1621.N1	17-NOV-2002 05:53:49	Bright	37.000	110	37Del Cas	2.6780	8900.0	74	3738	No
122	GOM_NL__2PRFIN20021117_055808_000000632011_00177_03738_1622.N1	17-NOV-2002 05:58:08	Bright	63.000	42	34Bet Aur	1.9000	10200.	126	3738	No
123	GOM_NL__2PRFIN20021117_060159_000000392011_00177_03738_1623.N1	17-NOV-2002 06:01:59	Bright	38.500	49	1Alp UMi	1.9900	6300.0	77	3738	No
124	GOM_NL__2PRFIN20021117_060623_000000392011_00177_03738_1624.N1	17-NOV-2002 06:06:23	Bright	38.500	60	7Bet UMi	2.0810	3950.0	77	3738	No
125	GOM_NL__2PRFIN20021117_060821_000000392011_00177_03738_1625.N1	17-NOV-2002 06:08:21	Bright	38.500	119	14Eta Dra	2.7270	4700.0	77	3738	No
126	GOM_NL__2PRFIN20021117_061113_000000442011_00177_03738_1626.N1	17-NOV-2002 06:11:13	Bright	43.500	82	48Bet UMa	2.3650	10600.	87	3738	No
127	GOM_NL__2PRFIN20021117_061340_000000352011_00177_03738_1627.N1	17-NOV-2002 06:13:40	Bright	35.000	39	85Eta UMa	1.8540	24000.	70	3738	No
128	GOM_NL__2PRFIN20021117_061518_000000442011_00177_03738_1628.N1	17-NOV-2002 06:15:18	Bright	44.000	174	52Psi UMa	3.0040	4400.0	88	3738	No
129	GOM_NL__2PRFIN20021117_061708_000000382011_00177_03738_1629.N1	17-NOV-2002 06:17:08	Bright	38.000	152	12Alp2CVn	2.8900	11000.	76	3738	No
130	GOM_NL__2PRFIN20021117_062147_000000352011_00177_03738_1630.N1	17-NOV-2002 06:21:47	Bright	35.000	3	16Alp Boo	-0.050000	4250.0	70	3738	No
131	GOM_NL__2PRFIN20021117_062405_000000522011_00177_03738_1631.N1	17-NOV-2002 06:24:05	Bright	51.500	96	68Del Leo	2.5600	9300.0	103	3738	No
132	GOM_NL__2PRFIN20021117_062603_000001062011_00177_03738_1632.N1	17-NOV-2002 06:26:03	Twi_and_stray	105.50	166	17Eps Leo	2.9800	6000.0	211	3738	No
133	GOM_NL__2PRFIN20021117_063101_000001062011_00177_03738_1633.N1	17-NOV-2002 06:31:01	Twi_and_stray	106.00	22	32Alp Leo	1.3600	15200.	212	3738	No
134	GOM_NL__2PRFIN20021117_063352_000000442011_00177_03738_1634.N1	17-NOV-2002 06:33:52	Twi_and_stray	44.000	100	4Gam Crv	2.5800	13100.	88	3738	No
135	GOM_NL__2PRFIN20021117_063523_000000462011_00177_03738_1635.N1	17-NOV-2002 06:35:23	Twilight	45.500	171	2Eps Crv	3.0010	4250.0	91	3738	No
136	GOM_NL__2PRFIN20021117_064134_000000412011_00177_03738_1636.N1	17-NOV-2002 06:41:34	Dark	40.500	64	Gam Cen	2.2000	10600.	81	3738	No
137	GOM_NL__2PRFIN20021117_064349_000000442011_00177_03738_1637.N1	17-NOV-2002 06:43:49	Dark	43.500	26	Gam Cru	1.6240	2900.0	87	3738	No
138	GOM_NL__2PRFIN20021117_064526_000000422011_00177_03738_1638.N1	17-NOV-2002 06:45:26	Dark	41.500	12	Alp1Cru	0.77500	30000.	83	3738	No
139	GOM_NL__2PRFIN20021117_064734_000000392011_00178_03739_9692.N1	17-NOV-2002 06:47:34	Dark	39.000	124	The Car	2.7640	30000.	78	3739	No
140	GOM_NL__2PRFIN20021117_065133_000000432011_00178_03739_9693.N1	17-NOV-2002 06:51:33	Dark	43.000	41	Eps Car	1.8600	4100.0	86	3739	No
141	GOM_NL__2PRFIN20021117_065335_000000572011_00178_03739_9694.N1	17-NOV-2002 06:53:35	Dark	57.000	70	Zet Pup	2.2460	39000.	114	3739	No
142	GOM_NL__2PRFIN20021117_065703_000000612011_00178_03739_9695.N1	17-NOV-2002 06:57:03	Dark	61.000	2	Alp Car	-0.73600	7000.0	122	3739	No
143	GOM_NL__2PRFIN20021117_065927_000000802011_00178_03739_9696.N1	17-NOV-2002 06:59:27	Dark	79.500	88	31Eta CMa	2.4480	20000.	159	3739	No
144	GOM_NL__2PRFIN20021117_070136_000000822011_00178_03739_9697.N1	17-NOV-2002 07:01:36	Dark	82.000	23	21Eps CMa	1.5020	26000.	164	3739	No
145	GOM_NL__2PRFIN20021117_070539_000000402011_00178_03739_9698.N1	17-NOV-2002 07:05:39	Straylight	40.000	157	The1Eri	2.9060	9300.0	80	3739	No
146	GOM_NL__2PRFIN20021117_070954_000001082011_00178_03739_9699.N1	17-NOV-2002 07:09:54	Straylight	108.00	47	2Bet CMa	1.9760	28000.	216	3739	No
147	GOM_NL__2PRFIN20021117_071254_00000142011_00178_03739_9700.N1	17-NOV-2002 07:12:54	Straylight	14.000	165	34Gam Eri	2.9500	3200.0	28	3739	No
148	GOM_NL__2PRFIN20021117_082810_000000382011_00179_03740_9692.N1	17-NOV-2002 08:28:10	Dark	37.500	124	The Car	2.7640	30000.	75	3740	No
149	GOM_NL__2PRFIN20021117_083209_000000432011_00179_03740_9693.N1	17-NOV-2002 08:32:09	Dark	42.500	41	Eps Car	1.8600	4100.0	85	3740	No
150	GOM_NL__2PRFIN20021117_083412_000000592011_00179_03740_9694.N1	17-NOV-2002 08:34:12	Dark	59.000	70	Zet Pup	2.2460	39000.	118	3740	No
151	GOM_NL__2PRFIN20021117_083738_000000512011_00179_03740_9695.N1	17-NOV-2002 08:37:38	Dark	51.000	2	Alp Car	-0.73600	7000.0	102	3740	No
152	GOM_NL__2PRFIN20021117_084213_000000812011_00179_03740_9696.N1	17-NOV-2002 08:42:13	Dark	81.000	23	21Eps CMa	1.5020	26000.	162	3740	No
153	GOM_NL__2PRFIN20021117_084614_000000402011_00179_03740_9697.N1	17-NOV-2002 08:46:14	Straylight	39.500	157	The1Eri	2.9060	9300.0	79	3740	No
154	GOM_NL__2PRFIN20021117_085112_000001992011_00179_03740_9698.N1	17-NOV-2002 08:51:12	Straylight	199.00	1	9Alp CMa	-1.4400	11000.	398	3740	No
155	GOM_NL__2PRFIN20021117_085557_000000882011_00179_03740_9699.N1	17-NOV-2002 08:55:57	Twi_and_stray	87.500	7	19Bet Ori	0.10000	14000.	175	3740	No
156	GOM_NL__2PRFIN20021117_100846_000000392011_00180_03741_9692.N1	17-NOV-2002 10:08:46	Dark	39.000	124	The Car	2.7640	30000.	78	3741	No
157	GOM_NL__2PRFIN20021117_101246_000000442011_00180_03741_9693.N1	17-NOV-2002 10:12:46	Dark	43.500	41	Eps Car	1.8600	4100.0	87	3741	No
158	GOM_NL__2PRFIN20021117_101449_000000582011_00180_03741_9694.N1	17-NOV-2002 10:14:49	Dark	57.500	70	Zet Pup	2.2460	39000.	115	3741	No
159	GOM_NL__2PRFIN20021117_101815_000000612011_00180_03741_9695.N1	17-NOV-2002 10:18:15	Dark	61.000	2	Alp Car	-0.73600	7000.0	122	3741	No
160	GOM_NL__2PRFIN20021117_102251_000000782011_00180_03741_9696.N1	17-NOV-2002 10:22:51	Dark	78.000	23	21Eps CMa	1.5020	26000.	156	3741	No

161	GOM_NL__2PRFIN20021117_102651_000000392011_00180_03741_9697.N1	17-NOV-2002 10:26:51	Straylight	38.500	157	The1Eri	2.9060	9300.0	77	3741	No
162	GOM_NL__2PRFIN20021117_103148_000002122011_00180_03741_9698.N1	17-NOV-2002 10:31:48	Straylight	212.00	1	9Alp CMa	-1.4400	11000.	424	3741	No
163	GOM_NL__2PRFIN20021117_103633_000000942011_00180_03741_9699.N1	17-NOV-2002 10:36:33	Tw_i_and_stray	94.000	7	19Bet Ori	0.10000	14000.	188	3741	No
164	GOM_NL__2PRFIN20021117_114923_000000392011_00181_03742_9692.N1	17-NOV-2002 11:49:23	Dark	38.500	124	The Car	2.7640	30000.	77	3742	No
165	GOM_NL__2PRFIN20021117_115323_000000452011_00181_03742_9693.N1	17-NOV-2002 11:53:23	Dark	45.000	41	Eps Car	1.8600	4100.0	90	3742	No
166	GOM_NL__2PRFIN20021117_115527_000000572011_00181_03742_9694.N1	17-NOV-2002 11:55:27	Dark	56.500	70	Zet Pup	2.2460	39000.	113	3742	No
167	GOM_NL__2PRFIN20021117_115853_000000612011_00181_03742_9695.N1	17-NOV-2002 11:58:53	Dark	61.000	2	Alp Car	-0.73600	7000.0	122	3742	No
168	GOM_NL__2PRFIN20021117_120328_000000782011_00181_03742_9696.N1	17-NOV-2002 12:03:28	Dark	78.000	23	21Eps CMa	1.5020	26000.	156	3742	No
169	GOM_NL__2PRFIN20021117_120728_000000392011_00181_03742_9697.N1	17-NOV-2002 12:07:28	Straylight	38.500	157	The1Eri	2.9060	9300.0	77	3742	No
170	GOM_NL__2PRFIN20021117_121225_000001822011_00181_03742_9698.N1	17-NOV-2002 12:12:25	Straylight	182.00	1	9Alp CMa	-1.4400	11000.	364	3742	No
171	GOM_NL__2PRFIN20021117_121709_000000812011_00181_03742_9699.N1	17-NOV-2002 12:17:09	Tw_i_and_stray	80.500	7	19Bet Ori	0.10000	14000.	161	3742	No
172	GOM_NL__2PRFIN20021117_132959_000000382011_00182_03743_9692.N1	17-NOV-2002 13:29:59	Dark	38.000	124	The Car	2.7640	30000.	76	3743	No
173	GOM_NL__2PRFIN20021117_133359_000000522011_00182_03743_9693.N1	17-NOV-2002 13:33:59	Dark	51.500	41	Eps Car	1.8600	4100.0	103	3743	No
174	GOM_NL__2PRFIN20021117_133604_000000672011_00182_03743_9694.N1	17-NOV-2002 13:36:04	Dark	66.500	70	Zet Pup	2.2460	39000.	133	3743	No
175	GOM_NL__2PRFIN20021117_133930_000000612011_00182_03743_9695.N1	17-NOV-2002 13:39:30	Dark	61.000	2	Alp Car	-0.73600	7000.0	122	3743	No
176	GOM_NL__2PRFIN20021117_134405_000000792011_00182_03743_9696.N1	17-NOV-2002 13:44:05	Dark	78.500	23	21Eps CMa	1.5020	26000.	157	3743	No
177	GOM_NL__2PRFIN20021117_134804_000000412011_00182_03743_9697.N1	17-NOV-2002 13:48:04	Straylight	41.000	157	The1Eri	2.9060	9300.0	82	3743	No
178	GOM_NL__2PRFIN20021117_135301_000001852011_00182_03743_9698.N1	17-NOV-2002 13:53:01	Straylight	184.50	1	9Alp CMa	-1.4400	11000.	369	3743	No
179	GOM_NL__2PRFIN20021117_151035_000000382011_00183_03744_9692.N1	17-NOV-2002 15:10:35	Dark	37.500	124	The Car	2.7640	30000.	75	3744	No
180	GOM_NL__2PRFIN20021117_151435_000000462011_00183_03744_9693.N1	17-NOV-2002 15:14:35	Dark	45.500	41	Eps Car	1.8600	4100.0	91	3744	No
181	GOM_NL__2PRFIN20021117_151640_000000592011_00183_03744_9694.N1	17-NOV-2002 15:16:40	Dark	58.500	70	Zet Pup	2.2460	39000.	117	3744	No
182	GOM_NL__2PRFIN20021117_152005_000000572011_00183_03744_9695.N1	17-NOV-2002 15:20:05	Dark	56.500	2	Alp Car	-0.73600	7000.0	113	3744	No
183	GOM_NL__2PRFIN20021117_152441_000000852011_00183_03744_9696.N1	17-NOV-2002 15:24:41	Dark	85.000	23	21Eps CMa	1.5020	26000.	170	3744	No
184	GOM_NL__2PRFIN20021117_152840_000000392011_00183_03744_9697.N1	17-NOV-2002 15:28:40	Straylight	38.500	157	The1Eri	2.9060	9300.0	77	3744	No
185	GOM_NL__2PRFIN20021117_165111_000000412011_00184_03745_9712.N1	17-NOV-2002 16:51:11	Dark	41.000	124	The Car	2.7640	30000.	82	3745	No
186	GOM_NL__2PRFIN20021117_165512_000000462011_00184_03745_9713.N1	17-NOV-2002 16:55:12	Dark	46.000	41	Eps Car	1.8600	4100.0	92	3745	No
187	GOM_NL__2PRFIN20021117_165715_000000602011_00184_03745_9714.N1	17-NOV-2002 16:57:15	Dark	60.000	70	Zet Pup	2.2460	39000.	120	3745	No
188	GOM_NL__2PRFIN20021117_170041_000000512011_00184_03745_9715.N1	17-NOV-2002 17:00:41	Dark	50.500	2	Alp Car	-0.73600	7000.0	101	3745	No
189	GOM_NL__2PRFIN20021117_170310_000000792011_00184_03745_9716.N1	17-NOV-2002 17:03:10	Dark	78.500	88	31Eta CMa	2.4480	20000.	157	3745	No
190	GOM_NL__2PRFIN20021117_170548_000001012011_00184_03745_9717.N1	17-NOV-2002 17:05:48	Dark	101.00	37	25Del CMa	1.8300	5900.0	202	3745	No
191	GOM_NL__2PRFIN20021117_170916_000000422011_00184_03745_9718.N1	17-NOV-2002 17:09:16	Straylight	42.000	157	The1Eri	2.9060	9300.0	84	3745	No
192	GOM_NL__2PRFIN20021117_183148_000000392011_00185_03746_9712.N1	17-NOV-2002 18:31:48	Dark	39.000	124	The Car	2.7640	30000.	78	3746	No
193	GOM_NL__2PRFIN20021117_183548_000000502011_00185_03746_9713.N1	17-NOV-2002 18:35:48	Dark	49.500	41	Eps Car	1.8600	4100.0	99	3746	No
194	GOM_NL__2PRFIN20021117_183752_000000592011_00185_03746_9714.N1	17-NOV-2002 18:37:52	Dark	59.000	70	Zet Pup	2.2460	39000.	118	3746	No
195	GOM_NL__2PRFIN20021117_184119_000000612011_00185_03746_9715.N1	17-NOV-2002 18:41:19	Dark	61.000	2	Alp Car	-0.73600	7000.0	122	3746	No
196	GOM_NL__2PRFIN20021117_184347_000000832011_00185_03746_9716.N1	17-NOV-2002 18:43:47	Dark	82.500	88	31Eta CMa	2.4480	20000.	165	3746	No
197	GOM_NL__2PRFIN20021117_184625_000001002011_00185_03746_9717.N1	17-NOV-2002 18:46:25	Dark	99.500	37	25Del CMa	1.8300	5900.0	199	3746	No
198	GOM_NL__2PRFIN20021117_201224_000000402011_00186_03747_9712.N1	17-NOV-2002 20:12:24	Dark	39.500	124	The Car	2.7640	30000.	79	3747	No
199	GOM_NL__2PRFIN20021117_201625_000000482011_00186_03747_9713.N1	17-NOV-2002 20:16:25	Dark	48.000	41	Eps Car	1.8600	4100.0	96	3747	No
200	GOM_NL__2PRFIN20021117_201831_000000602011_00186_03747_9714.N1	17-NOV-2002 20:18:31	Dark	60.000	70	Zet Pup	2.2460	39000.	120	3747	No
201	GOM_NL__2PRFIN20021117_202155_000000612011_00186_03747_9715.N1	17-NOV-2002 20:21:55	Dark	61.000	2	Alp Car	-0.73600	7000.0	122	3747	No
202	GOM_NL__2PRFIN20021117_202425_000000832011_00186_03747_9716.N1	17-NOV-2002 20:24:25	Dark	82.500	88	31Eta CMa	2.4480	20000.	165	3747	No
203	GOM_NL__2PRFIN20021117_202702_000000912011_00186_03747_9717.N1	17-NOV-2002 20:27:02	Dark	91.000	37	25Del CMa	1.8300	5900.0	182	3747	No
204	GOM_NL__2PRFIN20021117_215300_000000392011_00187_03748_9712.N1	17-NOV-2002 21:53:00	Dark	38.500	124	The Car	2.7640	30000.	77	3748	No
205	GOM_NL__2PRFIN20021117_215701_000000482011_00187_03748_9713.N1	17-NOV-2002 21:57:01	Dark	47.500	41	Eps Car	1.8600	4100.0	95	3748	No
206	GOM_NL__2PRFIN20021117_215908_000000582011_00187_03748_9714.N1	17-NOV-2002 21:59:08	Dark	58.000	70	Zet Pup	2.2460	39000.	116	3748	No
207	GOM_NL__2PRFIN20021117_220232_000000532011_00187_03748_9715.N1	17-NOV-2002 22:02:32	Dark	52.500	2	Alp Car	-0.73600	7000.0	105	3748	No
208	GOM_NL__2PRFIN20021117_220501_000000562011_00187_03748_9716.N1	17-NOV-2002 22:05:01	Dark	55.500	88	31Eta CMa	2.4480	20000.	111	3748	No

3. Quality information per product

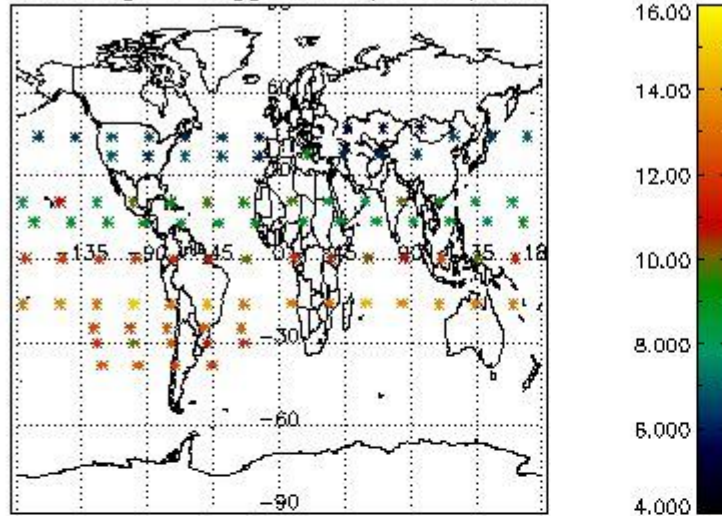
In this section it is plotted some information contained in the Quality Summary data set of the level 2 products. Only products in dark limb conditions and without errors (error flag in the MPH set to "0") are used.

3.1 Plot quality information per product (time dependant)

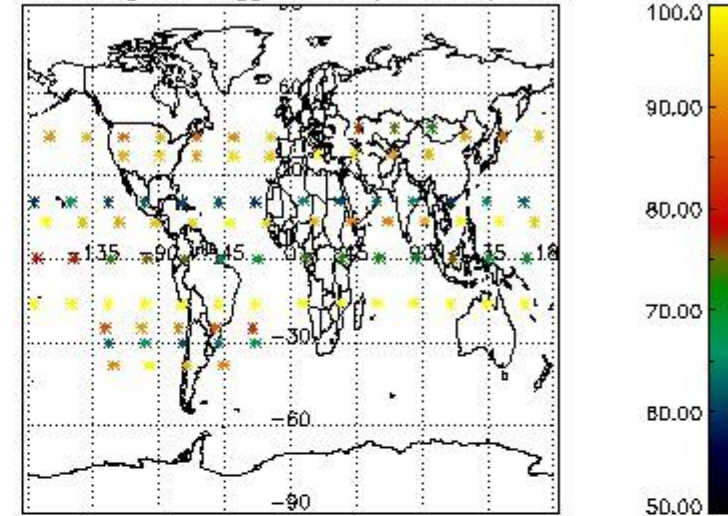


3.2 Plot quality information per product (world map)

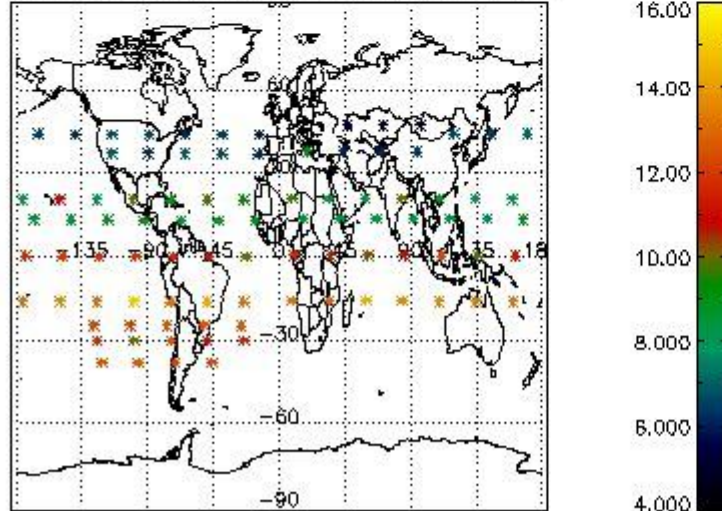
Percentage of flagged data per O3 profile



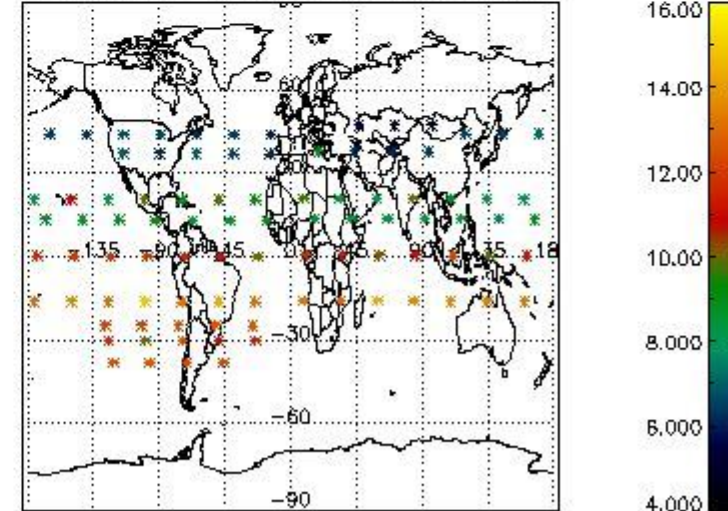
Percentage of flagged data per H2O profile



Percentage of flagged data per NO2 profile



Percentage of flagged data per NO3 profile

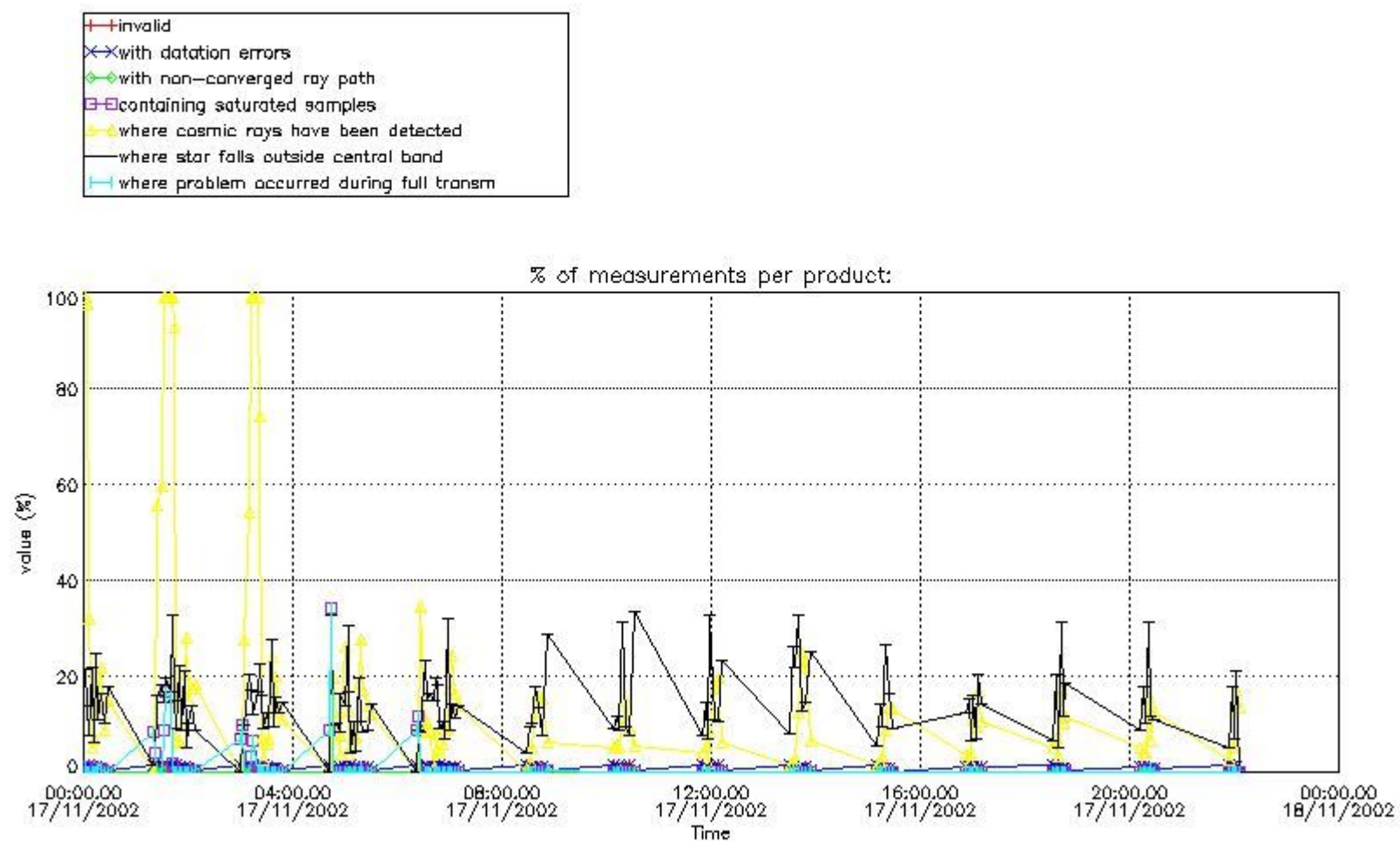


4. Level 1 quality information per product

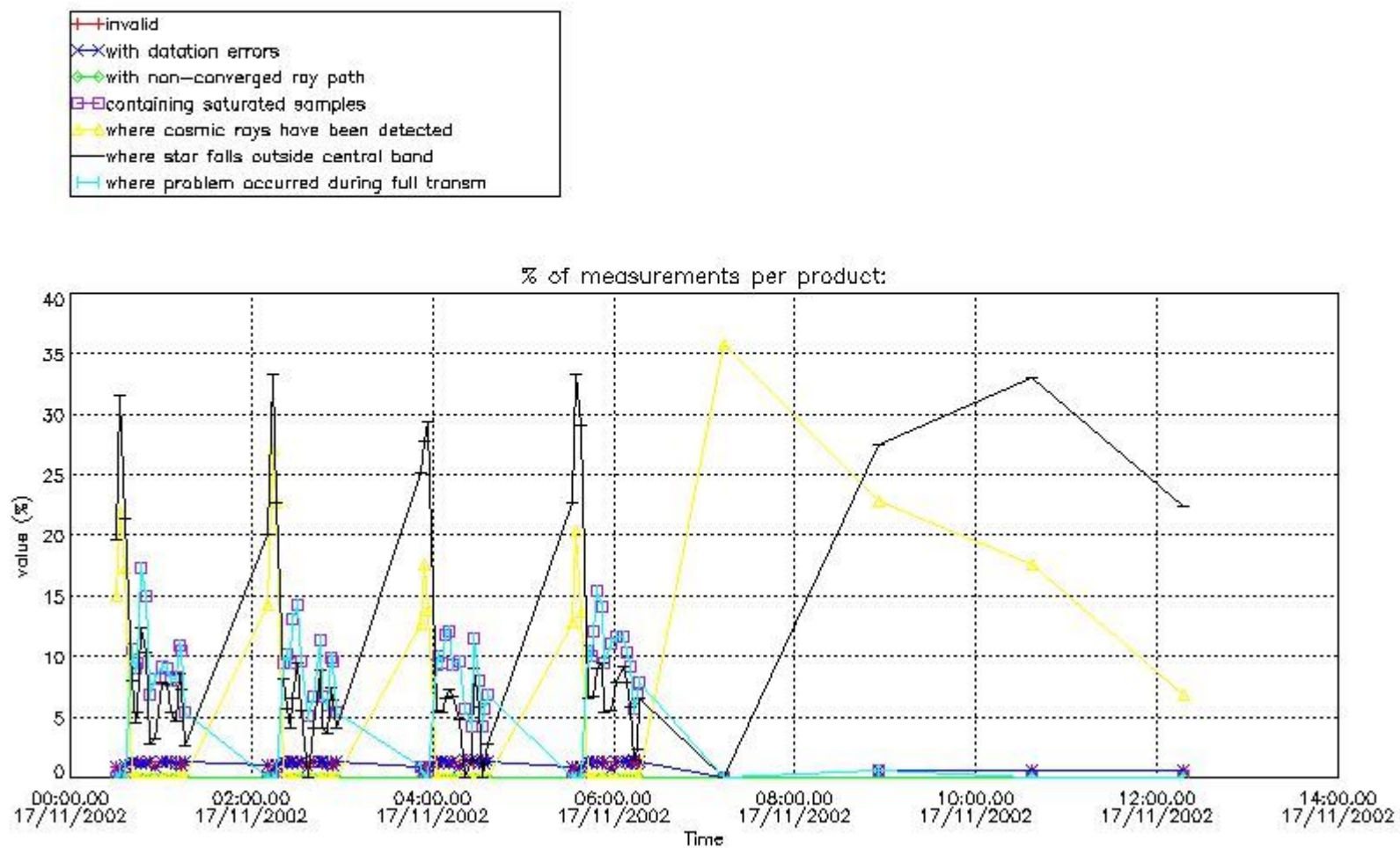
In this section it is plotted some information contained in the Quality Summary data set of the level 2 products that comes from the level 1b processing. Products without errors (error flag in the MPH set to "0") are used.

4.1 Plot quality information per product (time dependant) coming from level 1b processing

4.1.1 Plot level 1 quality information per product (time dependant): ENVISAT ASCENDING passes



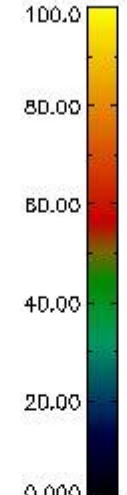
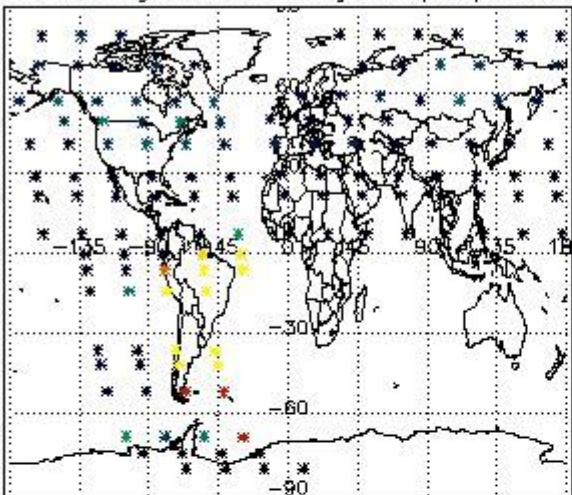
4.1.2 Plot level 1 quality information per product (time dependant): ENVI SAT DESCENDING passes



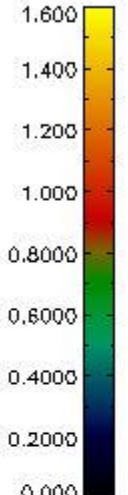
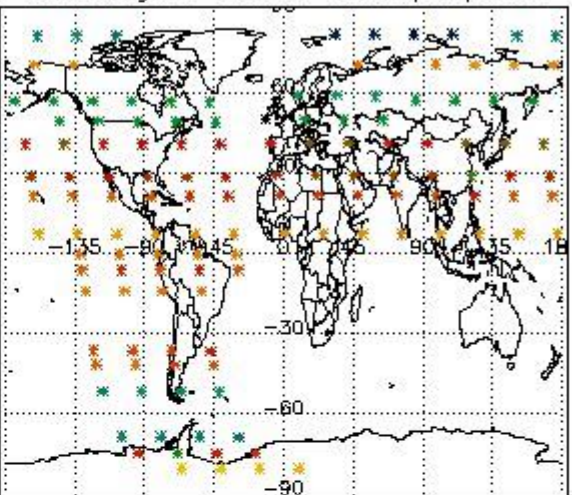
4.2 Plot quality information per product coming from level 1b processing (world map)

4.2.1 Plot level 1 quality information per product (world map): ENVISAT ASCENDING passes

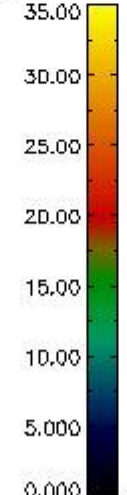
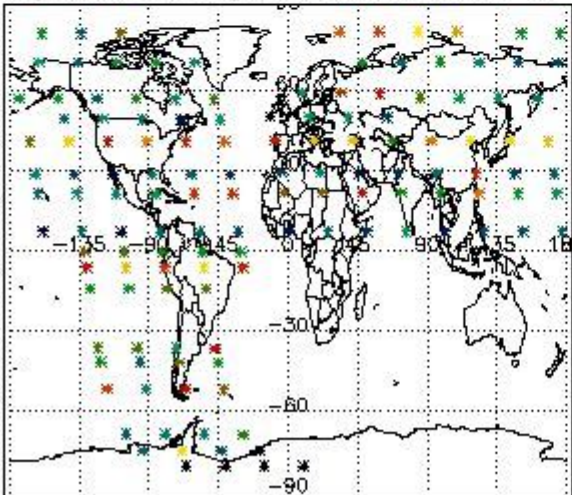
Percentage of cosmic ray hits per profile



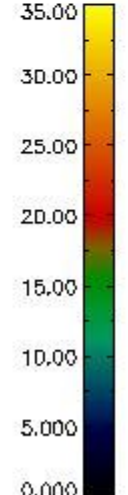
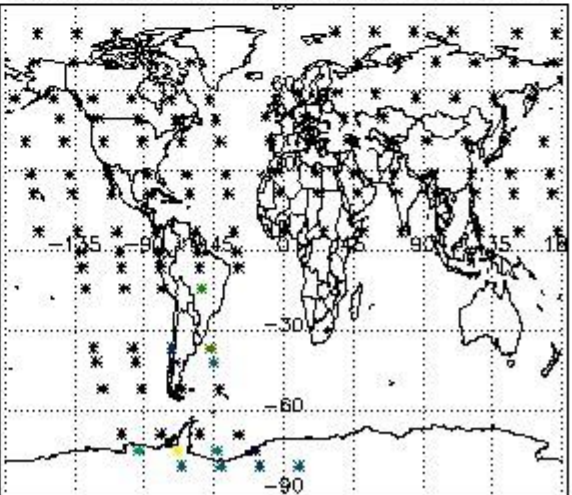
Percentage of datation errors per profile



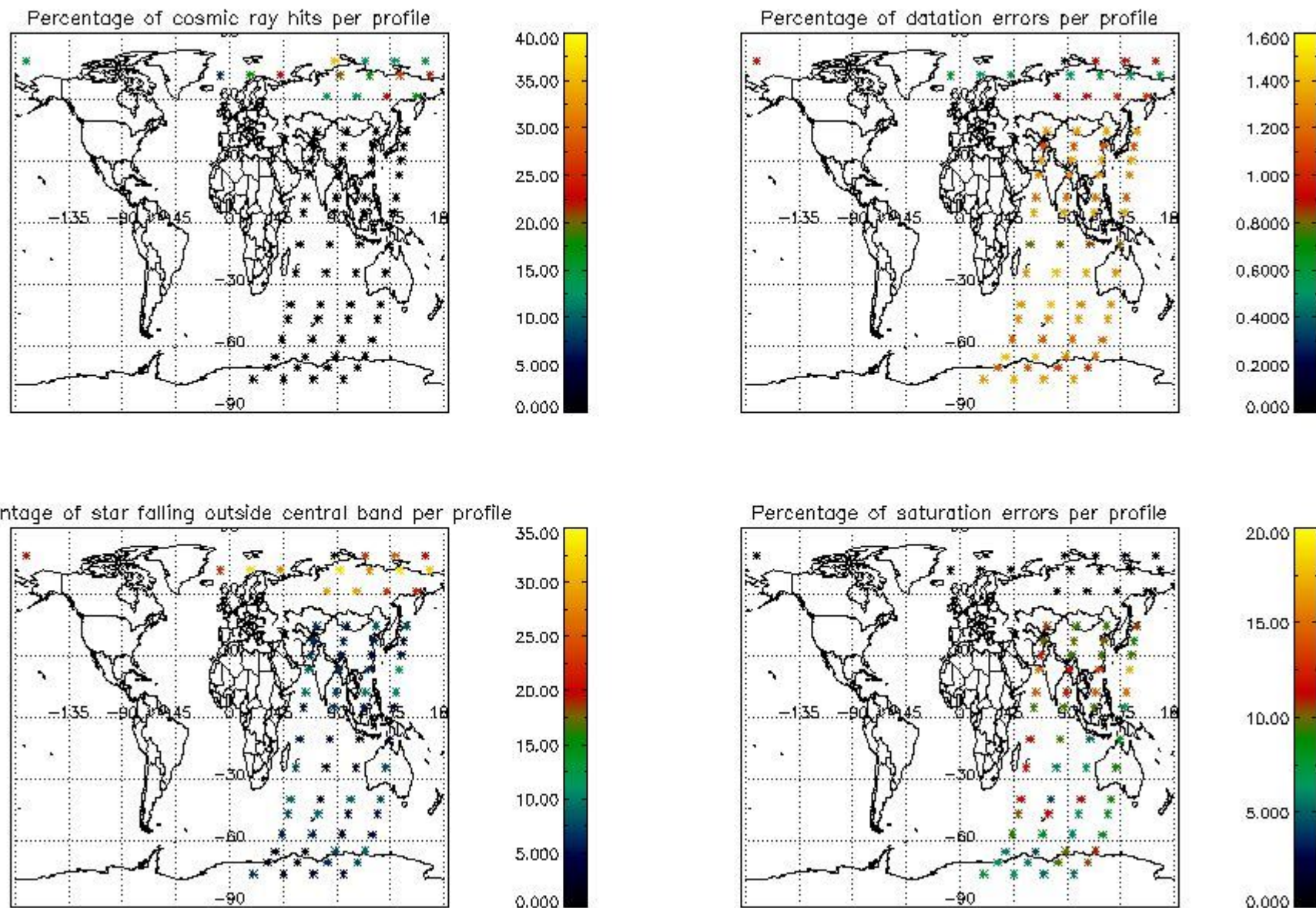
Percentage of star falling outside central band per profile



Percentage of saturation errors per profile



4.2.2 Plot level 1 quality information per product (world map): ENVISAT DESCENDING passes



5. Trace gas profiles

5.1 Ozone statistics based on quality of products

The final quality of the products can be "measured" using the STD (Standard Deviation) attached to every point profile. This information is written to the parameter GOM_NL__2P/NL_LOCAL_SPECIES_DENSITY/o3_std of the level 2 products. The table below shows the statistics for given STD ranges.

The statistics are given with respect to the overall valid production:

- Products without fatal errors: GOM_NL__2P/MPH/PRODUCT_ERR=0
- Valid point profile: GOM_NL__2P/NL_LOCAL_SPECIES_DENSITY/pcd(0)=0

The 'Criteria' is applied to valid points of dark limb products:

- Products in dark limb illumination condition: GOM_NL__2P/NL_SUMMARY_QUALITY/obs_ill_cond=0
- Products without fatal errors: GOM_NL__2P/MPH/PRODUCT_ERR=0
- Valid point profile: GOM_NL__2P/NL_LOCAL_SPECIES_DENSITY/pcd(0)=0

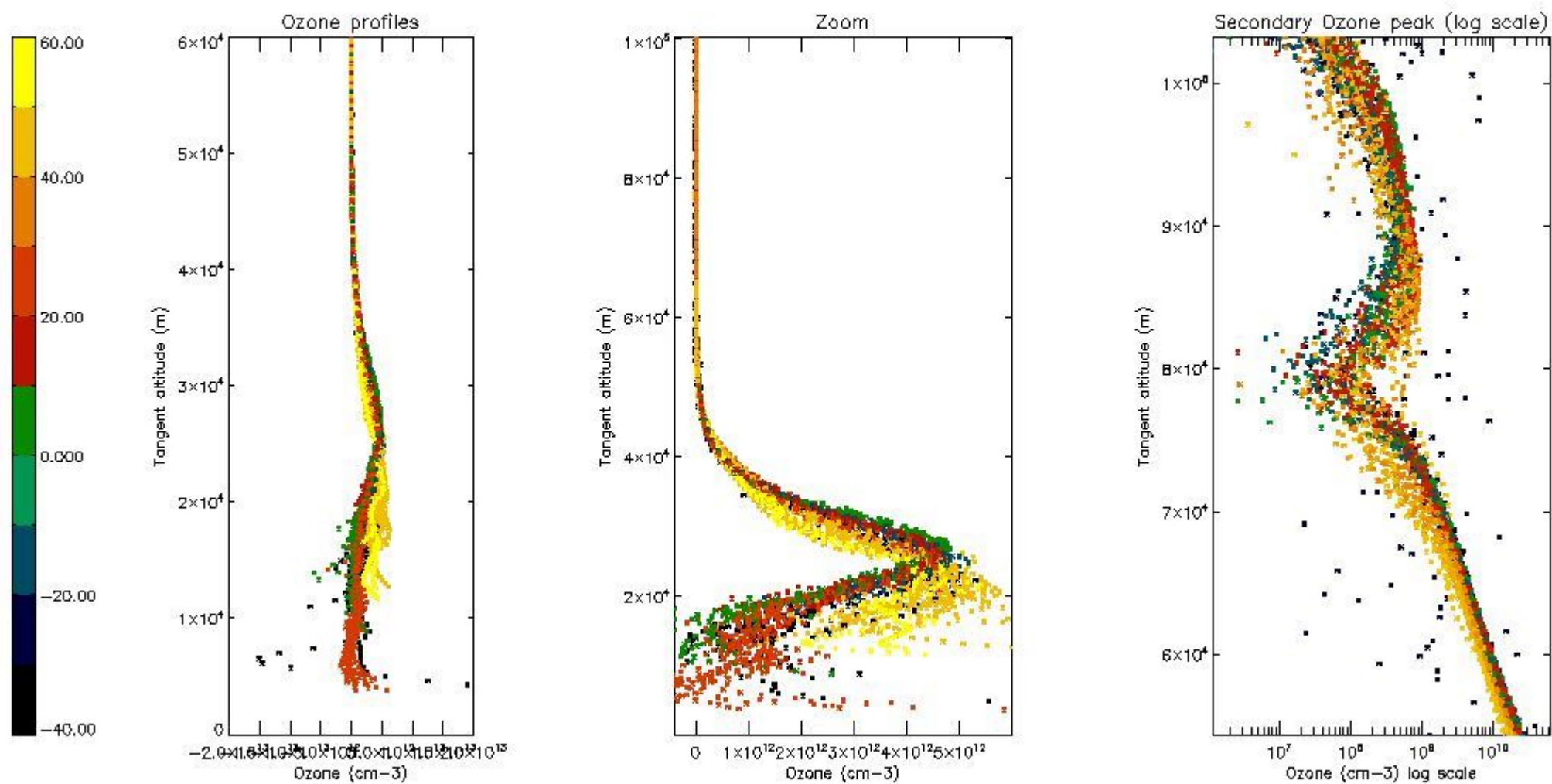
So, the table below shows the percentage of dark limb and valid observations for each criteria with respect to the overall valid daily observations.

Criteria	% of total production
All STD	44
STD < 20	31

STD < 10	28
STD < 5	23

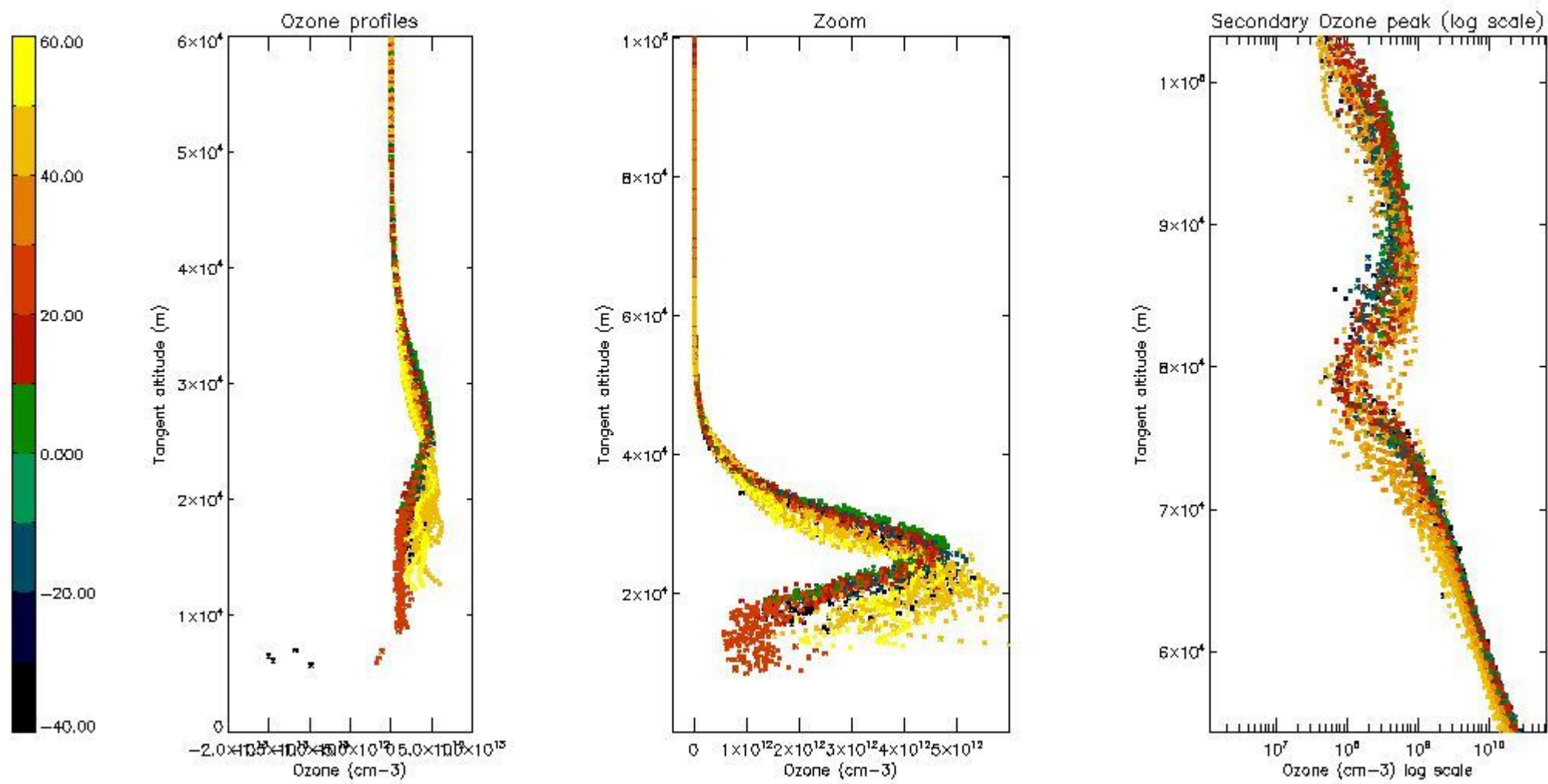
5.2 Plot ozone profiles for all STD (dark without errors)

The colorbar represents the latitude.



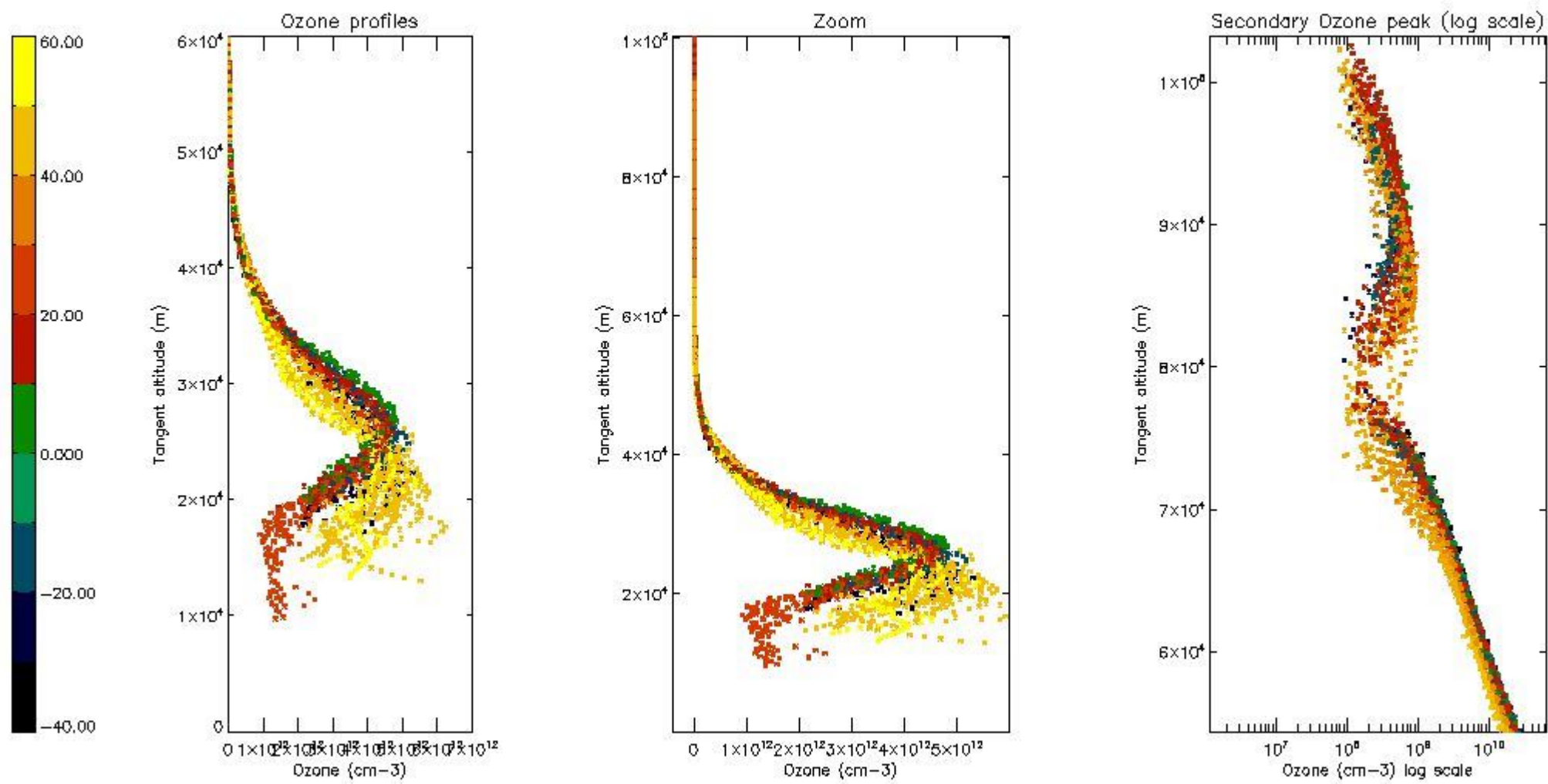
5.3 Plot ozone profiles where STD < 20% (dark without errors)

The colorbar represents the latitude.



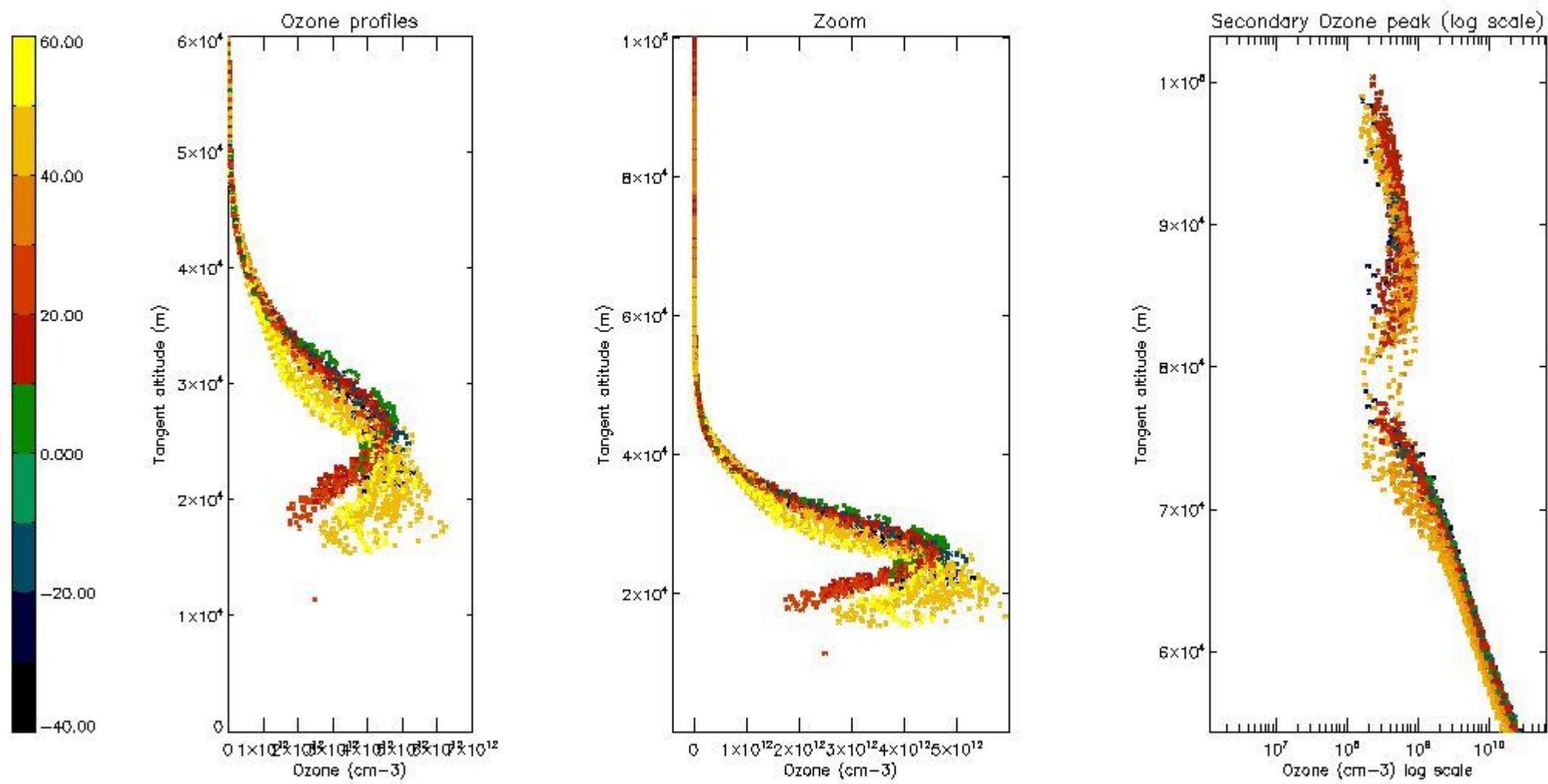
5.4 Plot ozone profiles where STD < 10% (dark without errors)

The colorbar represents the latitude.



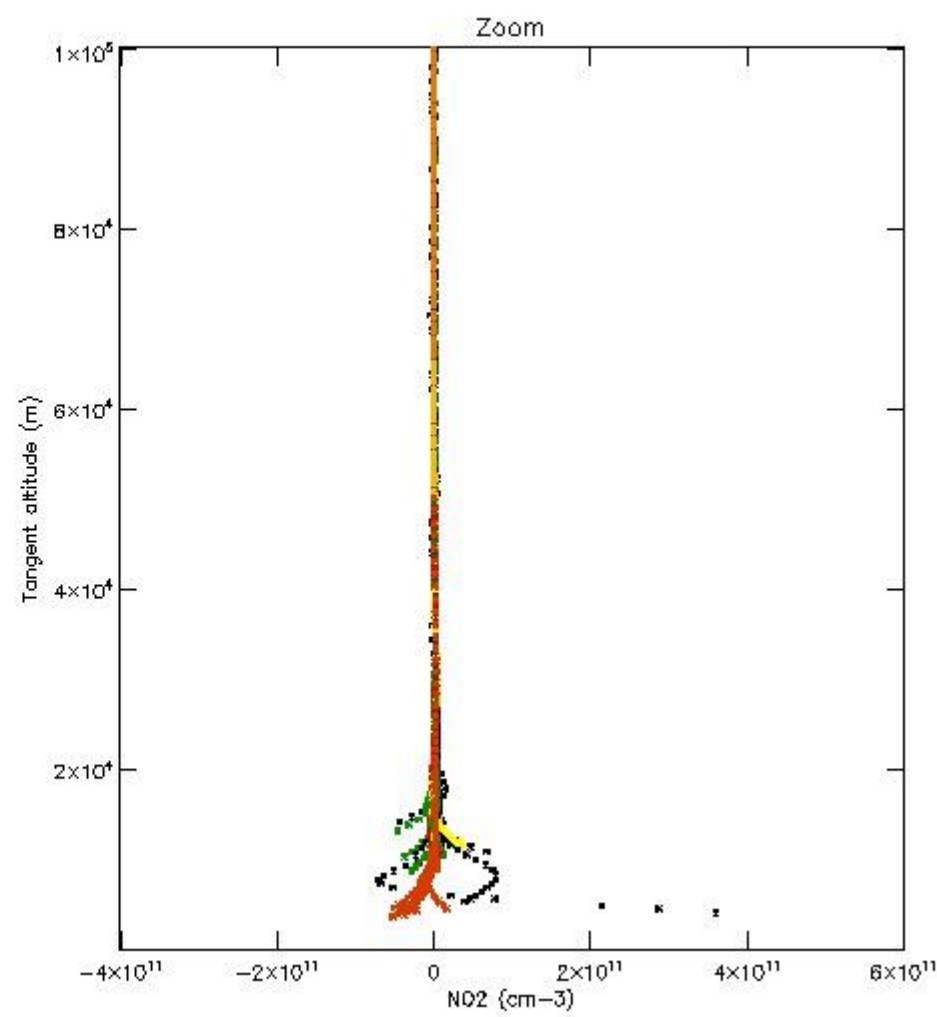
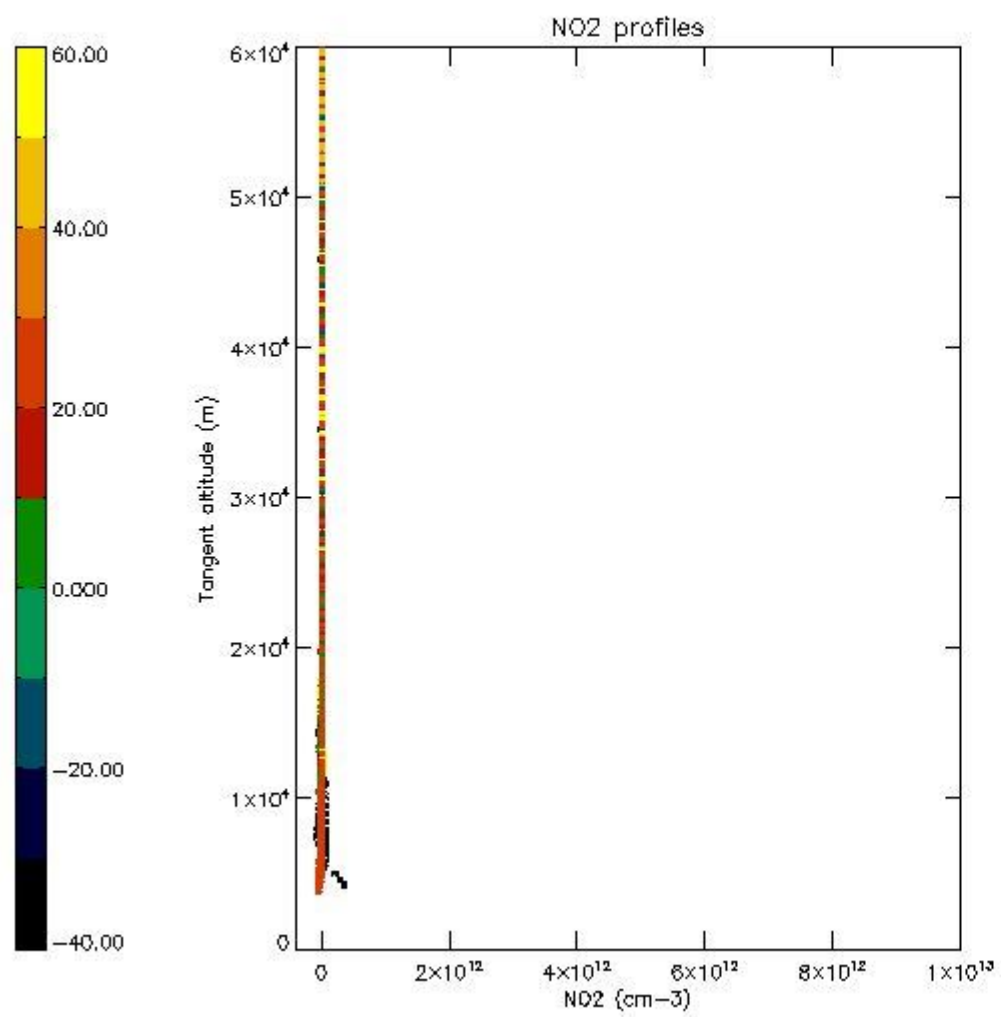
5.5 Plot ozone profiles where STD < 5% (dark without errors)

The colorbar represents the latitude.



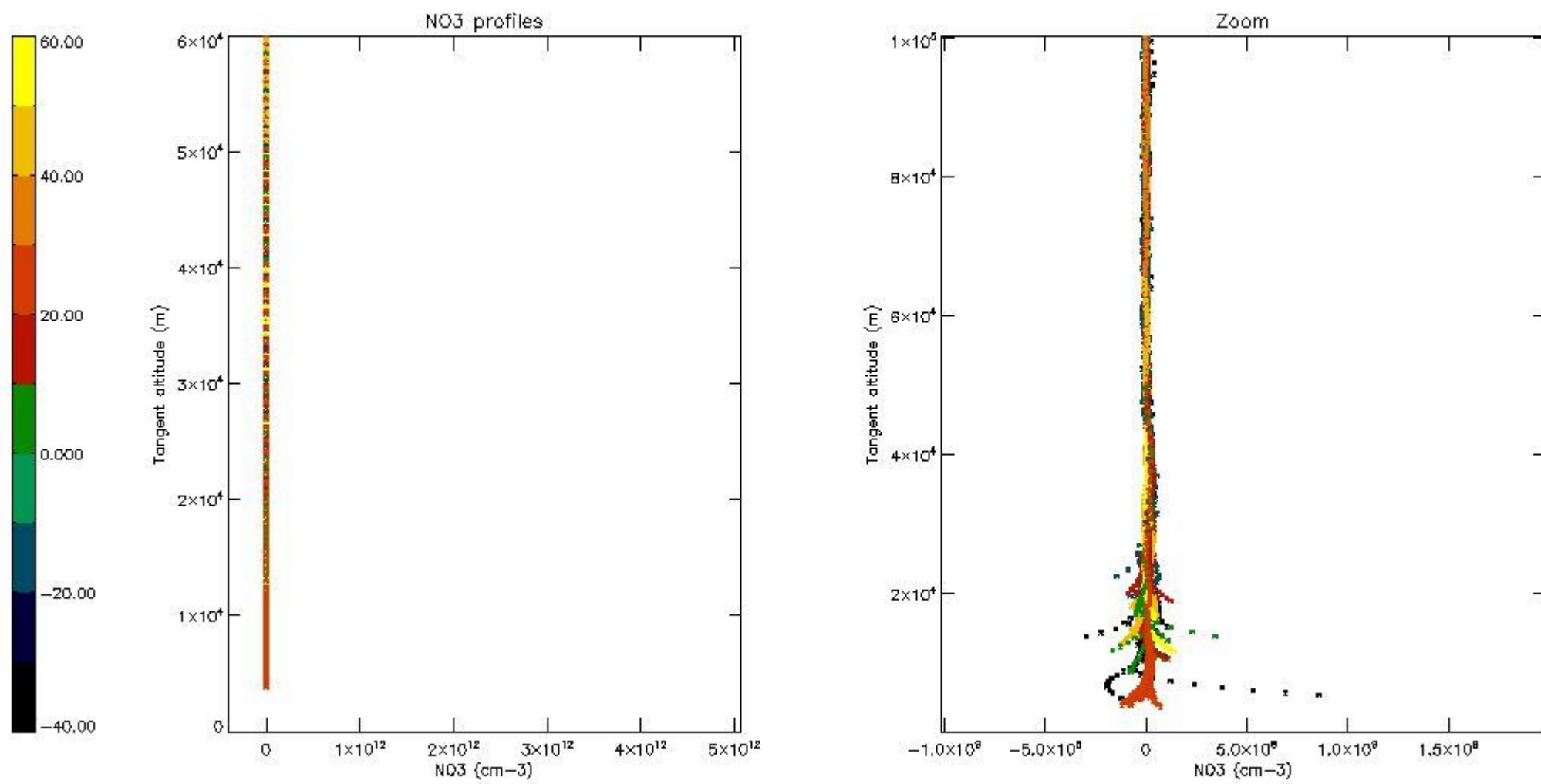
5.6 Plot NO₂ profiles for all STD (dark without errors)

The colorbar represents the latitude.



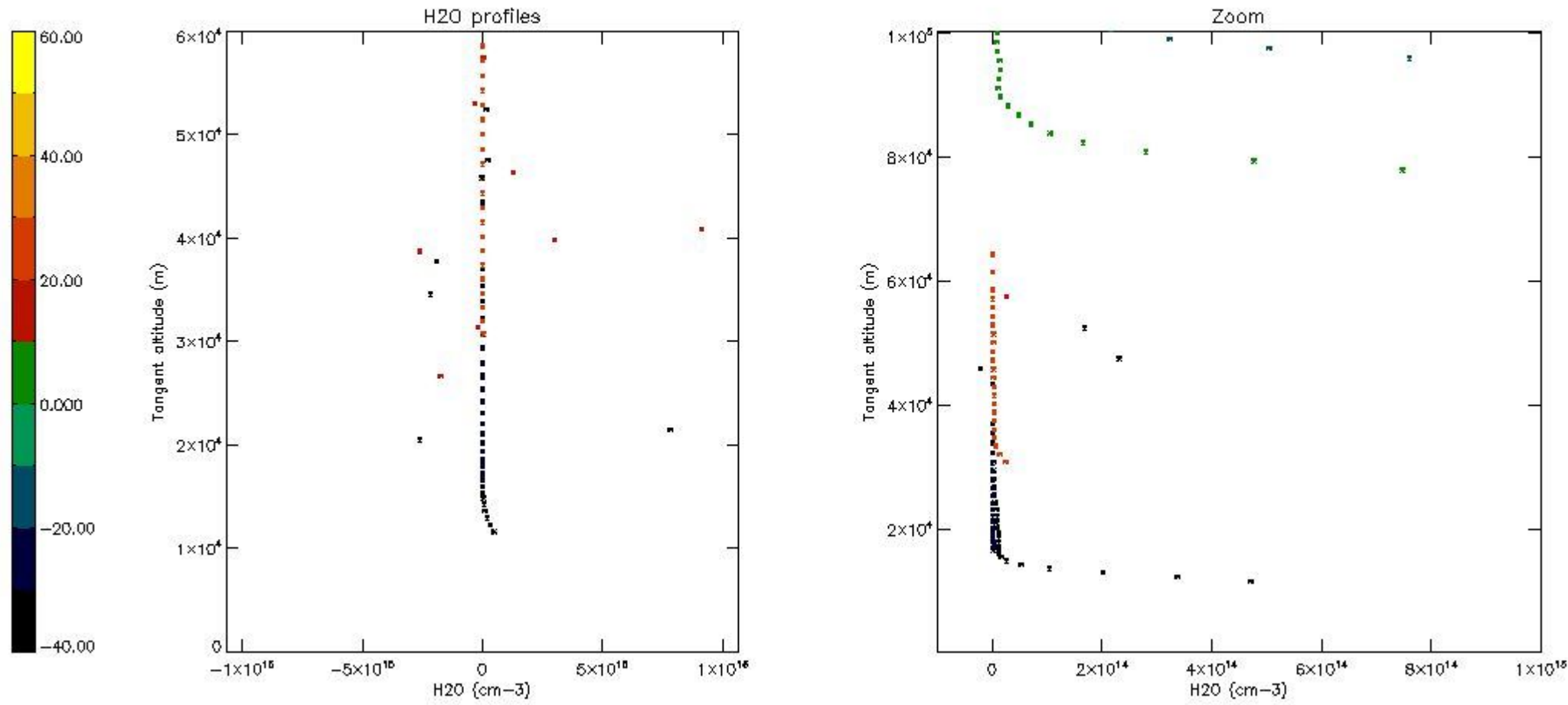
5.7 Plot NO3 profiles for all STD (dark without errors)

The colorbar represents the latitude.



5.8 Plot H₂O profiles for all STD (only for occultations of stars 1,2,3,4,13,14,16,26,63 dark without errors)

The colorbar represents the latitude.



6. Auxiliary Data Files used for the production reported in section 2

The number reported in the third column indicates since which file (see list in section 2) the corresponding auxiliary file has been used. The fourth column is the date of those product files.

Type	Auxiliary Filename	Used since product	Used since product date
INST_PHYS_CHARACTERISTICS	GOM_INS_AXNIEC20050627_150440_20020301_000000_20100101_000000	1	17-NOV-2002 00:01:25
LEVEL-2_PROC_CONFIG	GOM_PR2_AXVIEC20091111_152718_20020301_000000_20500101_000000	1	17-NOV-2002 00:01:25
CROSS_SECTIONS_FILE	GOM_CRS_AXVIEC20091111_154832_20020301_000000_20500101_000000	1	17-NOV-2002 00:01:25

GOMOS Level 2 Daily Report

SUMMARY

[1. General Info](#)

[2. Summary of processed GOM_NL_2P products](#)

[3. Level 2 Quality information per product](#)

[3.1 Plot of level 2 quality information per product \(time dependant\)](#)

[3.2 Plot of level 2 quality information per product \(world map\)](#)

[4. Level 1 Quality information per product \(stored on level 2 products\)](#)

[4.1 Plot of level 1 quality information per product \(time dependant\)](#)

[4.1.1 Plot of level 1 quality information per product \(time dependant\): ASCENDING](#)

[4.1.2 Plot of level 1 quality information per product \(time dependant\): DESCENDING](#)

[4.2 Plot of level 1 quality information per product \(world map\)](#)

[4.2.1 Plot of level 1 quality information per product \(world map\): ASCENDING](#)

[4.2.2 Plot of level 1 quality information per product \(world map\): DESCENDING](#)

[5. Ozone profiles based on quality statistics and other trace gas profiles](#)

[5.1 Ozone statistics based on quality of products](#)

[5.2 Plot ozone profiles for all STD \(dark without errors\)](#)

[5.3 Plot ozone profiles where STD < 20% \(dark without errors\)](#)

[5.4. Plot ozone profiles where STD < 10% \(dark without errors\)](#)

[5.5. Plot ozone profiles where STD < 5% \(dark without errors\)](#)

[5.6 Plot NO2 profiles for all STD \(dark without errors\)](#)

[5.7 Plot NO3 profiles for all STD \(dark without errors\)](#)

[5.8 Plot H2O profiles \(only for occultations of stars 1,2,3,4,13,14,16,26,63 dark without errors\) for all STD](#)

[6. Auxiliary Data Files used for the production reported in section 2](#)

This report presents the daily analysis on parameters extracted from GOMOS level 2 data (GOM_NL__2P). It is intended to monitor some important parameters that will impact the quality of these products. A list of level 2 products (and content) that have arrived during the reporting day to the PCF is also given.

Item	Value
Time of report generation	17APR2013 20:19:17
Data source version	GOMOS/6.01
Start time of products	17-11-2002 (17NOV2002 00:00:00)
Stop time of products	18-11-2002 (18NOV2002 00:00:00)
Store outputs in DB	Yes
Nb of level 2 prods	208
Nb of prods with errors	0

2. Summary of processed GOM_NL__2P products.

Nr	Filename	UTC Start time	Limb	Duration	Star Id	Star Name	Star Mag	Star Temp	Nb Meas	Orbit	Prod. error
1	GOM_NL__2PRFIN20021117_000125_000000452011_00173_03734_1634.N1	17-NOV-2002 00:01:25	Dark	44.500	26	Gam Cru	1.6240	2900.0	89	3734	No
2	GOM_NL__2PRFIN20021117_000301_000000402011_00173_03734_1635.N1	17-NOV-2002 00:03:01	Dark	40.000	12	Alp1Cru	0.77500	30000.	80	3734	No
3	GOM_NL__2PRFIN20021117_000508_000000392011_00174_03735_1604.N1	17-NOV-2002 00:05:08	Dark	39.000	124	The Car	2.7640	30000.	78	3735	No
4	GOM_NL__2PRFIN20021117_000906_000000512011_00174_03735_1605.N1	17-NOV-2002 00:09:06	Dark	50.500	41	Eps Car	1.8600	4100.0	101	3735	No
5	GOM_NL__2PRFIN20021117_001106_000000572011_00174_03735_1606.N1	17-NOV-2002 00:11:06	Dark	56.500	70	Zet Pup	2.2460	39000.	113	3735	No
6	GOM_NL__2PRFIN20021117_001437_000000552011_00174_03735_1607.N1	17-NOV-2002 00:14:37	Dark	54.500	2	Alp Car	-0.73600	7000.0	109	3735	No
7	GOM_NL__2PRFIN20021117_001656_000000822011_00174_03735_1608.N1	17-NOV-2002 00:16:56	Dark	82.000	88	31Eta CMa	2.4480	20000.	164	3735	No
8	GOM_NL__2PRFIN20021117_001908_000000852011_00174_03735_1609.N1	17-NOV-2002 00:19:08	Dark	85.000	23	21Eps CMa	1.5020	26000.	170	3735	No
9	GOM_NL__2PRFIN20021117_002314_000000402011_00174_03735_1610.N1	17-NOV-2002 00:23:14	Straylight	39.500	157	The1Eri	2.9060	9300.0	79	3735	No
10	GOM_NL__2PRFIN20021117_002729_000001132011_00174_03735_1611.N1	17-NOV-2002 00:27:29	Straylight	113.00	47	2Bet CMa	1.9760	28000.	226	3735	No
11	GOM_NL__2PRFIN20021117_003030_000000542011_00174_03735_1612.N1	17-NOV-2002 00:30:30	Straylight	53.500	165	34Gam Eri	2.9500	3200.0	107	3735	No
12	GOM_NL__2PRFIN20021117_003259_000000942011_00174_03735_1613.N1	17-NOV-2002 00:32:59	Twilight	93.500	7	19Bet Ori	0.10000	14000.	187	3735	No
13	GOM_NL__2PRFIN20021117_003603_000000492011_00174_03735_1614.N1	17-NOV-2002 00:36:03	Twilight	49.000	94	92Alp Cet	2.5260	3100.0	98	3735	No
14	GOM_NL__2PRFIN20021117_004055_000000382011_00174_03735_1615.N1	17-NOV-2002 00:40:55	Bright	37.500	105	6Bet Ari	2.6450	8900.0	75	3735	No
15	GOM_NL__2PRFIN20021117_004259_000000452011_00174_03735_1616.N1	17-NOV-2002 00:42:59	Bright	44.500	146	25Eta Tau	2.8730	15200.	89	3735	No
16	GOM_NL__2PRFIN20021117_004453_000000372011_00174_03735_1617.N1	17-NOV-2002 00:44:53	Bright	37.000	173	4Bet Tri	3.0040	8900.0	74	3735	No
17	GOM_NL__2PRFIN20021117_004657_000000412011_00174_03735_1618.N1	17-NOV-2002 00:46:57	Bright	40.500	73	57Gam1And	2.2600	13100.	81	3735	No
18	GOM_NL__2PRFIN20021117_004959_000000442011_00174_03735_1619.N1	17-NOV-2002 00:49:59	Bright	43.500	35	33Alp Per	1.7950	6250.0	87	3735	No
19	GOM_NL__2PRFIN20021117_005200_000000372011_00174_03735_1620.N1	17-NOV-2002 00:52:00	Bright	36.500	110	37Del Cas	2.6780	8900.0	73	3735	No
20	GOM_NL__2PRFIN20021117_005624_000000622011_00174_03735_1621.N1	17-NOV-2002 00:56:24	Bright	61.500	42	34Bet Aur	1.9000	10200.	123	3735	No
21	GOM_NL__2PRFIN20021117_010010_000000392011_00174_03735_1622.N1	17-NOV-2002 01:00:10	Bright	38.500	49	1Alp UMi	1.9900	6300.0	77	3735	No
22	GOM_NL__2PRFIN20021117_010434_000000392011_00174_03735_1623.N1	17-NOV-2002 01:04:34	Bright	39.000	60	7Bet UMi	2.0810	3950.0	78	3735	No
23	GOM_NL__2PRFIN20021117_010631_000000382011_00174_03735_1624.N1	17-NOV-2002 01:06:31	Bright	37.500	119	14Eta Dra	2.7270	4700.0	75	3735	No
24	GOM_NL__2PRFIN20021117_010926_000000432011_00174_03735_1625.N1	17-NOV-2002 01:09:26	Bright	42.500	82	48Bet UMa	2.3650	10600.	85	3735	No
25	GOM_NL__2PRFIN20021117_011149_000000412011_00174_03735_1626.N1	17-NOV-2002 01:11:49	Bright	41.000	39	85Eta UMa	1.8540	24000.	82	3735	No
26	GOM_NL__2PRFIN20021117_011329_000000482011_00174_03735_1627.N1	17-NOV-2002 01:13:29	Bright	48.000	174	52Psi UMa	3.0040	4400.0	96	3735	No
27	GOM_NL__2PRFIN20021117_011519_000000382011_00174_03735_1628.N1	17-NOV-2002 01:15:19	Bright	37.500	152	12Alp2CVn	2.8900	11000.	75	3735	No
28	GOM_NL__2PRFIN20021117_011958_000000362011_00174_03735_1629.N1	17-NOV-2002 01:19:58	Bright	36.000	3	16Alp Boo	-0.050000	4250.0	72	3735	No
29	GOM_NL__2PRFIN20021117_012215_000000482011_00174_03735_1630.N1	17-NOV-2002 01:22:15	Bright	48.000	96	68Del Leo	2.5600	9300.0	96	3735	No
30	GOM_NL__2PRFIN20021117_012411_000001152011_00174_03735_1631.N1	17-NOV-2002 01:24:11	Twilight	115.00	166	17Eps Leo	2.9800	6000.0	230	3735	No
31	GOM_NL__2PRFIN20021117_012908_000001002011_00174_03735_1632.N1	17-NOV-2002 01:29:08	Twilight	99.500	22	32Alp Leo	1.3600	15200.	199	3735	No
32	GOM_NL__2PRFIN20021117_013202_000000452011_00174_03735_1633.N1	17-NOV-2002 01:32:02	Twilight	45.000	100	4Gam Crv	2.5800	13100.	90	3735	No
33	GOM_NL__2PRFIN20021117_013331_000000512011_00174_03735_1634.N1	17-NOV-2002 01:33:31	Twilight	51.000	171	2Eps Crv	3.0010	4250.0	102	3735	No
34	GOM_NL__2PRFIN20021117_013945_000000422011_00174_03735_1635.N1	17-NOV-2002 01:39:45	Dark	41.500	64	Gam Cen	2.2000	10600.	83	3735	No
35	GOM_NL__2PRFIN20021117_014201_000000522011_00174_03735_1636.N1	17-NOV-2002 01:42:01	Dark	52.000	26	Gam Cru	1.6240	2900.0	104	3735	No
36	GOM_NL__2PRFIN20021117_014338_000000412011_00174_03735_1637.N1	17-NOV-2002 01:43:38	Dark	40.500	12	Alp1Cru	0.77500	30000.	81	3735	No
37	GOM_NL__2PRFIN20021117_014545_000000392011_00175_03736_1604.N1	17-NOV-2002 01:45:45	Dark	39.000	124	The Car	2.7640	30000.	78	3736	No
38	GOM_NL__2PRFIN20021117_014943_000000502011_00175_03736_1605.N1	17-NOV-2002 01:49:43	Dark	49.500	41	Eps Car	1.8600	4100.0	99	3736	No
39	GOM_NL__2PRFIN20021117_015143_000000582011_00175_03736_1606.N1	17-NOV-2002 01:51:43	Dark	58.000	70	Zet Pup	2.2460	39000.	116	3736	No
40	GOM_NL__2PRFIN20021117_015514_000000522011_00175_03736_1607.N1	17-NOV-2002 01:55:14	Dark	52.000	2	Alp Car	-0.73600	7000.0	104	3736	No
41	GOM_NL__2PRFIN20021117_015734_000000772011_00175_03736_1608.N1	17-NOV-2002 01:57:34	Dark	77.000	88	31Eta CMa	2.4480	20000.	154	3736	No
42	GOM_NL__2PRFIN20021117_015946_000000782011_00175_03736_1609.N1	17-NOV-2002 01:59:46	Dark	78.000	23	21Eps CMa	1.5020	26000.	156	3736	No

43	GOM_NL__2PRFIN20021117_020351_000000402011_00175_03736_1610.N1	17-NOV-2002 02:03:51	Straylight	40.000	157	The1Eri	2.9060	9300.0	80	3736	No
44	GOM_NL__2PRFIN20021117_020805_000001022011_00175_03736_1611.N1	17-NOV-2002 02:08:05	Straylight	102.00	47	2Bet CMa	1.9760	28000.	204	3736	No
45	GOM_NL__2PRFIN20021117_021107_000000532011_00175_03736_1612.N1	17-NOV-2002 02:11:07	Straylight	52.500	165	34Gam Eri	2.9500	3200.0	105	3736	No
46	GOM_NL__2PRFIN20021117_021335_000000962011_00175_03736_1613.N1	17-NOV-2002 02:13:35	Twilight	96.000	7	19Bet Ori	0.10000	14000.	192	3736	No
47	GOM_NL__2PRFIN20021117_021640_000000492011_00175_03736_1614.N1	17-NOV-2002 02:16:40	Twilight	48.500	94	92Alp Cet	2.5260	3100.0	97	3736	No
48	GOM_NL__2PRFIN20021117_022131_000000372011_00175_03736_1615.N1	17-NOV-2002 02:21:31	Bright	37.000	105	6Bet Ari	2.6450	8900.0	74	3736	No
49	GOM_NL__2PRFIN20021117_022335_000000452011_00175_03736_1616.N1	17-NOV-2002 02:23:35	Bright	44.500	146	25Eta Tau	2.8730	15200.	89	3736	No
50	GOM_NL__2PRFIN20021117_022529_000000372011_00175_03736_1617.N1	17-NOV-2002 02:25:29	Bright	37.000	173	4Bet Tri	3.0040	8900.0	74	3736	No
51	GOM_NL__2PRFIN20021117_022733_000000382011_00175_03736_1618.N1	17-NOV-2002 02:27:33	Bright	38.000	73	57Gam1And	2.2600	13100.	76	3736	No
52	GOM_NL__2PRFIN20021117_023035_000000422011_00175_03736_1619.N1	17-NOV-2002 02:30:35	Bright	42.000	35	33Alp Per	1.7950	6250.0	84	3736	No
53	GOM_NL__2PRFIN20021117_023237_000000372011_00175_03736_1620.N1	17-NOV-2002 02:32:37	Bright	36.500	110	37Del Cas	2.6780	8900.0	73	3736	No
54	GOM_NL__2PRFIN20021117_023659_000000592011_00175_03736_1621.N1	17-NOV-2002 02:36:59	Bright	58.500	42	34Bet Aur	1.9000	10200.	117	3736	No
55	GOM_NL__2PRFIN20021117_024047_000000372011_00175_03736_1622.N1	17-NOV-2002 02:40:47	Bright	37.000	49	1Alp UMi	1.9900	6300.0	74	3736	No
56	GOM_NL__2PRFIN20021117_024510_000000402011_00175_03736_1623.N1	17-NOV-2002 02:45:10	Bright	39.500	60	7Bet UMi	2.0810	3950.0	79	3736	No
57	GOM_NL__2PRFIN20021117_024707_000000382011_00175_03736_1624.N1	17-NOV-2002 02:47:07	Bright	37.500	119	14Eta Dra	2.7270	4700.0	75	3736	No
58	GOM_NL__2PRFIN20021117_025001_000000422011_00175_03736_1625.N1	17-NOV-2002 02:50:01	Bright	42.000	82	48Bet UMa	2.3650	10600.	84	3736	No
59	GOM_NL__2PRFIN20021117_025225_000000412011_00175_03736_1626.N1	17-NOV-2002 02:52:25	Bright	40.500	39	85Eta UMa	1.8540	24000.	81	3736	No
60	GOM_NL__2PRFIN20021117_025405_000000472011_00175_03736_1627.N1	17-NOV-2002 02:54:05	Bright	47.000	174	52Psi UMa	3.0040	4400.0	94	3736	No
61	GOM_NL__2PRFIN20021117_025555_000000382011_00175_03736_1628.N1	17-NOV-2002 02:55:55	Bright	37.500	152	12Alp2CVn	2.8900	11000.	75	3736	No
62	GOM_NL__2PRFIN20021117_030034_000000362011_00175_03736_1629.N1	17-NOV-2002 03:00:34	Bright	35.500	3	16Alp Boo	-0.050000	4250.0	71	3736	No
63	GOM_NL__2PRFIN20021117_030251_000000512011_00175_03736_1630.N1	17-NOV-2002 03:02:51	Bright	51.000	96	68Del Leo	2.5600	9300.0	102	3736	No
64	GOM_NL__2PRFIN20021117_030449_000001072011_00175_03736_1631.N1	17-NOV-2002 03:04:49	Twilight	107.00	166	17Eps Leo	2.9800	6000.0	214	3736	No
65	GOM_NL__2PRFIN20021117_030945_000001022011_00175_03736_1632.N1	17-NOV-2002 03:09:45	Twilight	101.50	22	32Alp Leo	1.3600	15200.	203	3736	No
66	GOM_NL__2PRFIN20021117_031238_000000472011_00175_03736_1633.N1	17-NOV-2002 03:12:38	Twilight	46.500	100	4Gam Crv	2.5800	13100.	93	3736	No
67	GOM_NL__2PRFIN20021117_031407_000000472011_00175_03736_1634.N1	17-NOV-2002 03:14:07	Twilight	46.500	171	2Eps Crv	3.0010	4250.0	93	3736	No
68	GOM_NL__2PRFIN20021117_032021_000000422011_00175_03736_1635.N1	17-NOV-2002 03:20:21	Dark	41.500	64	Gam Cen	2.2000	10600.	83	3736	No
69	GOM_NL__2PRFIN20021117_032237_000000452011_00175_03736_1636.N1	17-NOV-2002 03:22:37	Dark	44.500	26	Gam Cru	1.6240	2900.0	89	3736	No
70	GOM_NL__2PRFIN20021117_032414_000000412011_00175_03736_1637.N1	17-NOV-2002 03:24:14	Dark	40.500	12	Alp1Cru	0.77500	30000.	81	3736	No
71	GOM_NL__2PRFIN20021117_032621_000000392011_00176_03737_1605.N1	17-NOV-2002 03:26:21	Dark	38.500	124	The Car	2.7640	30000.	77	3737	No
72	GOM_NL__2PRFIN20021117_033020_000000442011_00176_03737_1606.N1	17-NOV-2002 03:30:20	Dark	44.000	41	Eps Car	1.8600	4100.0	88	3737	No
73	GOM_NL__2PRFIN20021117_033220_000000582011_00176_03737_1607.N1	17-NOV-2002 03:32:20	Dark	58.000	70	Zet Pup	2.2460	39000.	116	3737	No
74	GOM_NL__2PRFIN20021117_033550_000000562011_00176_03737_1608.N1	17-NOV-2002 03:35:50	Dark	56.000	2	Alp Car	-0.73600	7000.0	112	3737	No
75	GOM_NL__2PRFIN20021117_033812_000000802011_00176_03737_1609.N1	17-NOV-2002 03:38:12	Dark	80.000	88	31Eta CMa	2.4480	20000.	160	3737	No
76	GOM_NL__2PRFIN20021117_034022_000000832011_00176_03737_1610.N1	17-NOV-2002 03:40:22	Dark	82.500	23	21Eps CMa	1.5020	26000.	165	3737	No
77	GOM_NL__2PRFIN20021117_034427_000000402011_00176_03737_1611.N1	17-NOV-2002 03:44:27	Straylight	40.000	157	The1Eri	2.9060	9300.0	80	3737	No
78	GOM_NL__2PRFIN20021117_034842_000001092011_00176_03737_1612.N1	17-NOV-2002 03:48:42	Straylight	109.00	47	2Bet CMa	1.9760	28000.	218	3737	No
79	GOM_NL__2PRFIN20021117_035143_000000562011_00176_03737_1613.N1	17-NOV-2002 03:51:43	Straylight	55.500	165	34Gam Eri	2.9500	3200.0	111	3737	No
80	GOM_NL__2PRFIN20021117_035411_000000882011_00176_03737_1614.N1	17-NOV-2002 03:54:11	Twilight	88.000	7	19Bet Ori	0.10000	14000.	176	3737	No
81	GOM_NL__2PRFIN20021117_035715_000000552011_00176_03737_1615.N1	17-NOV-2002 03:57:15	Twilight	54.500	94	92Alp Cet	2.5260	3100.0	109	3737	No
82	GOM_NL__2PRFIN20021117_040207_000000382011_00176_03737_1616.N1	17-NOV-2002 04:02:07	Bright	37.500	105	6Bet Ari	2.6450	8900.0	75	3737	No
83	GOM_NL__2PRFIN20021117_040410_000000452011_00176_03737_1617.N1	17-NOV-2002 04:04:10	Bright	45.000	146	25Eta Tau	2.8730	15200.	90	3737	No
84	GOM_NL__2PRFIN20021117_040605_000000372011_00176_03737_1618.N1	17-NOV-2002 04:06:05	Bright	37.000	173	4Bet Tri	3.0040	8900.0	74	3737	No
85	GOM_NL__2PRFIN20021117_040809_000000382011_00176_03737_1619.N1	17-NOV-2002 04:08:09	Bright	38.000	73	57Gam1And	2.2600	13100.	76	3737	No
86	GOM_NL__2PRFIN20021117_041111_000000422011_00176_03737_1620.N1	17-NOV-2002 04:11:11	Bright	41.500	35	33Alp Per	1.7950	6250.0	83	3737	No
87	GOM_NL__2PRFIN20021117_041313_000000382011_00176_03737_1621.N1	17-NOV-2002 04:13:13	Bright	37.500	110	37Del Cas	2.6780	8900.0	75	3737	No
88	GOM_NL__2PRFIN20021117_041733_000000632011_00176_03737_1622.N1	17-NOV-2002 04:17:33	Bright	62.500	42	34Bet Aur	1.9000	10200.	125	3737	No
89	GOM_NL__2PRFIN20021117_042123_000000352011_00176_03737_1623.N1	17-NOV-2002 04:21:23	Bright	35.000	49	1Alp UMi	1.9900	6300.0	70	3737	No
90	GOM_NL__2PRFIN20021117_042547_000000352011_00176_03737_1624.N1	17-NOV-2002 04:25:47	Bright	35.000	60	7Bet UMi	2.0810	3950.0	70	3737	No
91	GOM_NL__2PRFIN20021117_042744_000000392011_00176_03737_1625.N1	17-NOV-2002 04:27:44	Bright	39.000	119	14Eta Dra	2.7270	4700.0	78	3737	No
92	GOM_NL__2PRFIN20021117_043037_000000442011_00176_03737_1626.N1	17-NOV-2002 04:30:37	Bright	43.500	82	48Bet UMa	2.3650	10600.	87	3737	No
93	GOM_NL__2PRFIN20021117_043303_000000352011_00176_03737_1627.N1	17-NOV-2002 04:33:03	Bright	35.000	39	85Eta UMa	1.8540	24000.	70	3737	No
94	GOM_NL__2PRFIN20021117_043442_000000442011_00176_03737_1628.N1	17-NOV-2002 04:34:42	Bright	44.000	174	52Psi UMa	3.0040	4400.0	88	3737	No
95	GOM_NL__2PRFIN20021117_043632_000000372011_00176_03737_1629.N1	17-NOV-2002 04:36:32	Bright	36.500	152	12Alp2CVn	2.8900	11000.	73	3737	No
96	GOM_NL__2PRFIN20021117_044111_000000352011_00176_03737_1630.N1	17-NOV-2002 04:41:11	Bright	35.000	3	16Alp Boo	-0.050000	4250.0	70	3737	No
97	GOM_NL__2PRFIN20021117_044328_000000702011_00176_03737_1631.N1	17-NOV-2002 04:43:28	Bright	70.000	96	68Del Leo	2.5600	9300.0	140	3737	No
98	GOM_NL__2PRFIN20021117_044526_000001082011_00176_03737_1632.N1	17-NOV-2002 04:45:26	Twilight	107.50	166	17Eps Leo	2.9800	6000.0	215	3737	No
99	GOM_NL__2PRFIN20021117_045023_000000902011_00176_03737_1633.N1	17-NOV-2002 04:50:23	Twilight	90.000	22	32Alp Leo	1.3600	15200.	180	3737	No
100	GOM_NL__2PRFIN20021117_045315_000000422011_00176_03737_1634.N1	17-NOV-2002 04:53:15	Twilight	41.500	100	4Gam Crv	2.5800	13100.	83	3737	No
101	GOM_NL__2PRFIN20021117_045446_000000462011_00176_03737_1635.N1	17-NOV-2002 04:54:46	Twilight	46.000	171	2Eps Crv	3.0010	4250.0	92	3737	No

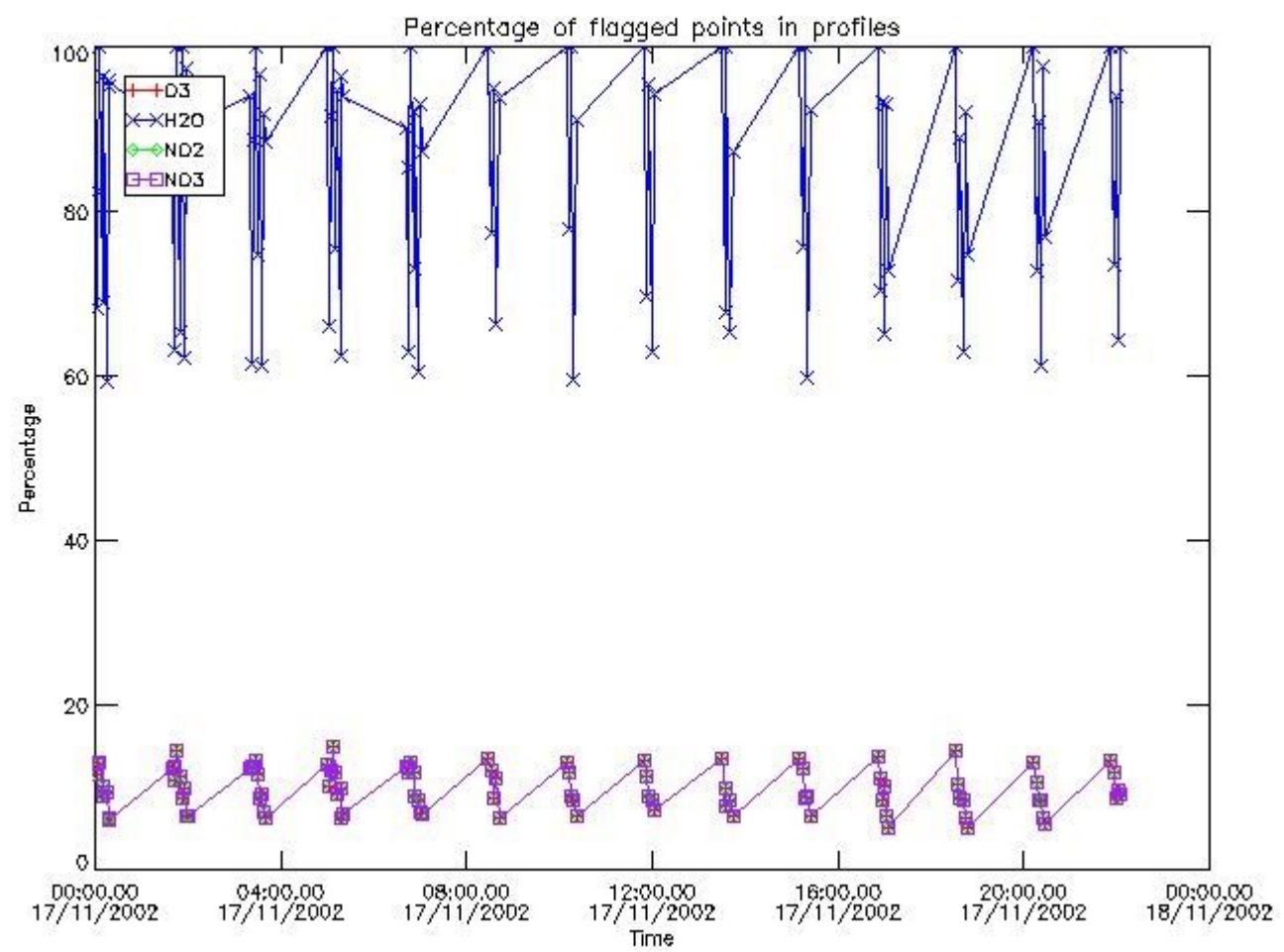
102	GOM_NL__2PRFIN20021117_050057_000000402011_00176_03737_1636.N1	17-NOV-2002 05:00:57	Dark	40.000	64	Gam Cen	2.2000	10600.	80	3737	No
103	GOM_NL__2PRFIN20021117_050313_000000512011_00176_03737_1637.N1	17-NOV-2002 05:03:13	Dark	50.500	26	Gam Cru	1.6240	2900.0	101	3737	No
104	GOM_NL__2PRFIN20021117_050450_000000422011_00176_03737_1638.N1	17-NOV-2002 05:04:50	Dark	42.000	12	Alp1Cru	0.77500	30000.	84	3737	No
105	GOM_NL__2PRFIN20021117_050657_000000382011_00177_03738_1605.N1	17-NOV-2002 05:06:57	Dark	37.500	124	The Car	2.7640	30000.	75	3738	No
106	GOM_NL__2PRFIN20021117_051056_000000432011_00177_03738_1606.N1	17-NOV-2002 05:10:56	Dark	43.000	41	Eps Car	1.8600	4100.0	86	3738	No
107	GOM_NL__2PRFIN20021117_051257_000000562011_00177_03738_1607.N1	17-NOV-2002 05:12:57	Dark	56.000	70	Zet Pup	2.2460	39000.	112	3738	No
108	GOM_NL__2PRFIN20021117_051626_000000512011_00177_03738_1608.N1	17-NOV-2002 05:16:26	Dark	51.000	2	Alp Car	-0.73600	7000.0	102	3738	No
109	GOM_NL__2PRFIN20021117_051849_000000812011_00177_03738_1609.N1	17-NOV-2002 05:18:49	Dark	81.000	88	31Eta CMa	2.4480	20000.	162	3738	No
110	GOM_NL__2PRFIN20021117_052059_000000772011_00177_03738_1610.N1	17-NOV-2002 05:20:59	Dark	76.500	23	21Eps CMa	1.5020	26000.	153	3738	No
111	GOM_NL__2PRFIN20021117_052503_000000402011_00177_03738_1611.N1	17-NOV-2002 05:25:03	Straylight	39.500	157	The1Eri	2.9060	9300.0	79	3738	No
112	GOM_NL__2PRFIN20021117_052918_000001092011_00177_03738_1612.N1	17-NOV-2002 05:29:18	Straylight	108.50	47	2Bet CMa	1.9760	28000.	217	3738	No
113	GOM_NL__2PRFIN20021117_053219_000000552011_00177_03738_1613.N1	17-NOV-2002 05:32:19	Straylight	55.000	165	34Gam Eri	2.9500	3200.0	110	3738	No
114	GOM_NL__2PRFIN20021117_053446_000000962011_00177_03738_1614.N1	17-NOV-2002 05:34:46	Twi_and_stray	96.000	7	19Bet Ori	0.10000	14000.	192	3738	No
115	GOM_NL__2PRFIN20021117_053750_000000552011_00177_03738_1615.N1	17-NOV-2002 05:37:50	Twi_and_stray	55.000	94	92Alp Cet	2.5260	3100.0	110	3738	No
116	GOM_NL__2PRFIN20021117_054243_000000382011_00177_03738_1616.N1	17-NOV-2002 05:42:43	Bright	38.000	105	6Bet Ari	2.6450	8900.0	76	3738	No
117	GOM_NL__2PRFIN20021117_054445_000000452011_00177_03738_1617.N1	17-NOV-2002 05:44:45	Bright	45.000	146	25Eta Tau	2.8730	15200.	90	3738	No
118	GOM_NL__2PRFIN20021117_054641_000000382011_00177_03738_1618.N1	17-NOV-2002 05:46:41	Bright	37.500	173	4Bet Tri	3.0040	8900.0	75	3738	No
119	GOM_NL__2PRFIN20021117_054845_000000392011_00177_03738_1619.N1	17-NOV-2002 05:48:45	Bright	39.000	73	57Gam1And	2.2600	13100.	78	3738	No
120	GOM_NL__2PRFIN20021117_055146_000000432011_00177_03738_1620.N1	17-NOV-2002 05:51:46	Bright	42.500	35	33Alp Per	1.7950	6250.0	85	3738	No
121	GOM_NL__2PRFIN20021117_055349_000000372011_00177_03738_1621.N1	17-NOV-2002 05:53:49	Bright	37.000	110	37Del Cas	2.6780	8900.0	74	3738	No
122	GOM_NL__2PRFIN20021117_055808_000000632011_00177_03738_1622.N1	17-NOV-2002 05:58:08	Bright	63.000	42	34Bet Aur	1.9000	10200.	126	3738	No
123	GOM_NL__2PRFIN20021117_060159_000000392011_00177_03738_1623.N1	17-NOV-2002 06:01:59	Bright	38.500	49	1Alp UMi	1.9900	6300.0	77	3738	No
124	GOM_NL__2PRFIN20021117_060623_000000392011_00177_03738_1624.N1	17-NOV-2002 06:06:23	Bright	38.500	60	7Bet UMi	2.0810	3950.0	77	3738	No
125	GOM_NL__2PRFIN20021117_060821_000000392011_00177_03738_1625.N1	17-NOV-2002 06:08:21	Bright	38.500	119	14Eta Dra	2.7270	4700.0	77	3738	No
126	GOM_NL__2PRFIN20021117_061113_000000442011_00177_03738_1626.N1	17-NOV-2002 06:11:13	Bright	43.500	82	48Bet UMa	2.3650	10600.	87	3738	No
127	GOM_NL__2PRFIN20021117_061340_000000352011_00177_03738_1627.N1	17-NOV-2002 06:13:40	Bright	35.000	39	85Eta UMa	1.8540	24000.	70	3738	No
128	GOM_NL__2PRFIN20021117_061518_000000442011_00177_03738_1628.N1	17-NOV-2002 06:15:18	Bright	44.000	174	52Psi UMa	3.0040	4400.0	88	3738	No
129	GOM_NL__2PRFIN20021117_061708_000000382011_00177_03738_1629.N1	17-NOV-2002 06:17:08	Bright	38.000	152	12Alp2CVn	2.8900	11000.	76	3738	No
130	GOM_NL__2PRFIN20021117_062147_000000352011_00177_03738_1630.N1	17-NOV-2002 06:21:47	Bright	35.000	3	16Alp Boo	-0.050000	4250.0	70	3738	No
131	GOM_NL__2PRFIN20021117_062405_000000522011_00177_03738_1631.N1	17-NOV-2002 06:24:05	Bright	51.500	96	68Del Leo	2.5600	9300.0	103	3738	No
132	GOM_NL__2PRFIN20021117_062603_000001062011_00177_03738_1632.N1	17-NOV-2002 06:26:03	Twi_and_stray	105.50	166	17Eps Leo	2.9800	6000.0	211	3738	No
133	GOM_NL__2PRFIN20021117_063101_000001062011_00177_03738_1633.N1	17-NOV-2002 06:31:01	Twi_and_stray	106.00	22	32Alp Leo	1.3600	15200.	212	3738	No
134	GOM_NL__2PRFIN20021117_063352_000000442011_00177_03738_1634.N1	17-NOV-2002 06:33:52	Twi_and_stray	44.000	100	4Gam Crv	2.5800	13100.	88	3738	No
135	GOM_NL__2PRFIN20021117_063523_000000462011_00177_03738_1635.N1	17-NOV-2002 06:35:23	Twilight	45.500	171	2Eps Crv	3.0010	4250.0	91	3738	No
136	GOM_NL__2PRFIN20021117_064134_000000412011_00177_03738_1636.N1	17-NOV-2002 06:41:34	Dark	40.500	64	Gam Cen	2.2000	10600.	81	3738	No
137	GOM_NL__2PRFIN20021117_064349_000000442011_00177_03738_1637.N1	17-NOV-2002 06:43:49	Dark	43.500	26	Gam Cru	1.6240	2900.0	87	3738	No
138	GOM_NL__2PRFIN20021117_064526_000000422011_00177_03738_1638.N1	17-NOV-2002 06:45:26	Dark	41.500	12	Alp1Cru	0.77500	30000.	83	3738	No
139	GOM_NL__2PRFIN20021117_064734_000000392011_00178_03739_9692.N1	17-NOV-2002 06:47:34	Dark	39.000	124	The Car	2.7640	30000.	78	3739	No
140	GOM_NL__2PRFIN20021117_065133_000000432011_00178_03739_9693.N1	17-NOV-2002 06:51:33	Dark	43.000	41	Eps Car	1.8600	4100.0	86	3739	No
141	GOM_NL__2PRFIN20021117_065335_000000572011_00178_03739_9694.N1	17-NOV-2002 06:53:35	Dark	57.000	70	Zet Pup	2.2460	39000.	114	3739	No
142	GOM_NL__2PRFIN20021117_065703_000000612011_00178_03739_9695.N1	17-NOV-2002 06:57:03	Dark	61.000	2	Alp Car	-0.73600	7000.0	122	3739	No
143	GOM_NL__2PRFIN20021117_065927_000000802011_00178_03739_9696.N1	17-NOV-2002 06:59:27	Dark	79.500	88	31Eta CMa	2.4480	20000.	159	3739	No
144	GOM_NL__2PRFIN20021117_070136_000000822011_00178_03739_9697.N1	17-NOV-2002 07:01:36	Dark	82.000	23	21Eps CMa	1.5020	26000.	164	3739	No
145	GOM_NL__2PRFIN20021117_070539_000000402011_00178_03739_9698.N1	17-NOV-2002 07:05:39	Straylight	40.000	157	The1Eri	2.9060	9300.0	80	3739	No
146	GOM_NL__2PRFIN20021117_070954_000001082011_00178_03739_9699.N1	17-NOV-2002 07:09:54	Straylight	108.00	47	2Bet CMa	1.9760	28000.	216	3739	No
147	GOM_NL__2PRFIN20021117_071254_00000142011_00178_03739_9700.N1	17-NOV-2002 07:12:54	Straylight	14.000	165	34Gam Eri	2.9500	3200.0	28	3739	No
148	GOM_NL__2PRFIN20021117_082810_000000382011_00179_03740_9692.N1	17-NOV-2002 08:28:10	Dark	37.500	124	The Car	2.7640	30000.	75	3740	No
149	GOM_NL__2PRFIN20021117_083209_000000432011_00179_03740_9693.N1	17-NOV-2002 08:32:09	Dark	42.500	41	Eps Car	1.8600	4100.0	85	3740	No
150	GOM_NL__2PRFIN20021117_083412_000000592011_00179_03740_9694.N1	17-NOV-2002 08:34:12	Dark	59.000	70	Zet Pup	2.2460	39000.	118	3740	No
151	GOM_NL__2PRFIN20021117_083738_000000512011_00179_03740_9695.N1	17-NOV-2002 08:37:38	Dark	51.000	2	Alp Car	-0.73600	7000.0	102	3740	No
152	GOM_NL__2PRFIN20021117_084213_000000812011_00179_03740_9696.N1	17-NOV-2002 08:42:13	Dark	81.000	23	21Eps CMa	1.5020	26000.	162	3740	No
153	GOM_NL__2PRFIN20021117_084614_000000402011_00179_03740_9697.N1	17-NOV-2002 08:46:14	Straylight	39.500	157	The1Eri	2.9060	9300.0	79	3740	No
154	GOM_NL__2PRFIN20021117_085112_000001992011_00179_03740_9698.N1	17-NOV-2002 08:51:12	Straylight	199.00	1	9Alp CMa	-1.4400	11000.	398	3740	No
155	GOM_NL__2PRFIN20021117_085557_000000882011_00179_03740_9699.N1	17-NOV-2002 08:55:57	Twi_and_stray	87.500	7	19Bet Ori	0.10000	14000.	175	3740	No
156	GOM_NL__2PRFIN20021117_100846_000000392011_00180_03741_9692.N1	17-NOV-2002 10:08:46	Dark	39.000	124	The Car	2.7640	30000.	78	3741	No
157	GOM_NL__2PRFIN20021117_101246_000000442011_00180_03741_9693.N1	17-NOV-2002 10:12:46	Dark	43.500	41	Eps Car	1.8600	4100.0	87	3741	No
158	GOM_NL__2PRFIN20021117_101449_000000582011_00180_03741_9694.N1	17-NOV-2002 10:14:49	Dark	57.500	70	Zet Pup	2.2460	39000.	115	3741	No
159	GOM_NL__2PRFIN20021117_101815_000000612011_00180_03741_9695.N1	17-NOV-2002 10:18:15	Dark	61.000	2	Alp Car	-0.73600	7000.0	122	3741	No
160	GOM_NL__2PRFIN20021117_102251_000000782011_00180_03741_9696.N1	17-NOV-2002 10:22:51	Dark	78.000	23	21Eps CMa	1.5020	26000.	156	3741	No

161	GOM_NL__2PRFIN20021117_102651_000000392011_00180_03741_9697.N1	17-NOV-2002 10:26:51	Straylight	38.500	157	The1Eri	2.9060	9300.0	77	3741	No
162	GOM_NL__2PRFIN20021117_103148_000002122011_00180_03741_9698.N1	17-NOV-2002 10:31:48	Straylight	212.00	1	9Alp CMa	-1.4400	11000.	424	3741	No
163	GOM_NL__2PRFIN20021117_103633_000000942011_00180_03741_9699.N1	17-NOV-2002 10:36:33	Tw_i_and_stray	94.000	7	19Bet Ori	0.10000	14000.	188	3741	No
164	GOM_NL__2PRFIN20021117_114923_000000392011_00181_03742_9692.N1	17-NOV-2002 11:49:23	Dark	38.500	124	The Car	2.7640	30000.	77	3742	No
165	GOM_NL__2PRFIN20021117_115323_000000452011_00181_03742_9693.N1	17-NOV-2002 11:53:23	Dark	45.000	41	Eps Car	1.8600	4100.0	90	3742	No
166	GOM_NL__2PRFIN20021117_115527_000000572011_00181_03742_9694.N1	17-NOV-2002 11:55:27	Dark	56.500	70	Zet Pup	2.2460	39000.	113	3742	No
167	GOM_NL__2PRFIN20021117_115853_000000612011_00181_03742_9695.N1	17-NOV-2002 11:58:53	Dark	61.000	2	Alp Car	-0.73600	7000.0	122	3742	No
168	GOM_NL__2PRFIN20021117_120328_000000782011_00181_03742_9696.N1	17-NOV-2002 12:03:28	Dark	78.000	23	21Eps CMa	1.5020	26000.	156	3742	No
169	GOM_NL__2PRFIN20021117_120728_000000392011_00181_03742_9697.N1	17-NOV-2002 12:07:28	Straylight	38.500	157	The1Eri	2.9060	9300.0	77	3742	No
170	GOM_NL__2PRFIN20021117_121225_000001822011_00181_03742_9698.N1	17-NOV-2002 12:12:25	Straylight	182.00	1	9Alp CMa	-1.4400	11000.	364	3742	No
171	GOM_NL__2PRFIN20021117_121709_000000812011_00181_03742_9699.N1	17-NOV-2002 12:17:09	Tw_i_and_stray	80.500	7	19Bet Ori	0.10000	14000.	161	3742	No
172	GOM_NL__2PRFIN20021117_132959_000000382011_00182_03743_9692.N1	17-NOV-2002 13:29:59	Dark	38.000	124	The Car	2.7640	30000.	76	3743	No
173	GOM_NL__2PRFIN20021117_133359_000000522011_00182_03743_9693.N1	17-NOV-2002 13:33:59	Dark	51.500	41	Eps Car	1.8600	4100.0	103	3743	No
174	GOM_NL__2PRFIN20021117_133604_000000672011_00182_03743_9694.N1	17-NOV-2002 13:36:04	Dark	66.500	70	Zet Pup	2.2460	39000.	133	3743	No
175	GOM_NL__2PRFIN20021117_133930_000000612011_00182_03743_9695.N1	17-NOV-2002 13:39:30	Dark	61.000	2	Alp Car	-0.73600	7000.0	122	3743	No
176	GOM_NL__2PRFIN20021117_134405_000000792011_00182_03743_9696.N1	17-NOV-2002 13:44:05	Dark	78.500	23	21Eps CMa	1.5020	26000.	157	3743	No
177	GOM_NL__2PRFIN20021117_134804_000000412011_00182_03743_9697.N1	17-NOV-2002 13:48:04	Straylight	41.000	157	The1Eri	2.9060	9300.0	82	3743	No
178	GOM_NL__2PRFIN20021117_135301_000001852011_00182_03743_9698.N1	17-NOV-2002 13:53:01	Straylight	184.50	1	9Alp CMa	-1.4400	11000.	369	3743	No
179	GOM_NL__2PRFIN20021117_151035_000000382011_00183_03744_9692.N1	17-NOV-2002 15:10:35	Dark	37.500	124	The Car	2.7640	30000.	75	3744	No
180	GOM_NL__2PRFIN20021117_151435_000000462011_00183_03744_9693.N1	17-NOV-2002 15:14:35	Dark	45.500	41	Eps Car	1.8600	4100.0	91	3744	No
181	GOM_NL__2PRFIN20021117_151640_000000592011_00183_03744_9694.N1	17-NOV-2002 15:16:40	Dark	58.500	70	Zet Pup	2.2460	39000.	117	3744	No
182	GOM_NL__2PRFIN20021117_152005_000000572011_00183_03744_9695.N1	17-NOV-2002 15:20:05	Dark	56.500	2	Alp Car	-0.73600	7000.0	113	3744	No
183	GOM_NL__2PRFIN20021117_152441_000000852011_00183_03744_9696.N1	17-NOV-2002 15:24:41	Dark	85.000	23	21Eps CMa	1.5020	26000.	170	3744	No
184	GOM_NL__2PRFIN20021117_152840_000000392011_00183_03744_9697.N1	17-NOV-2002 15:28:40	Straylight	38.500	157	The1Eri	2.9060	9300.0	77	3744	No
185	GOM_NL__2PRFIN20021117_165111_000000412011_00184_03745_9712.N1	17-NOV-2002 16:51:11	Dark	41.000	124	The Car	2.7640	30000.	82	3745	No
186	GOM_NL__2PRFIN20021117_165512_000000462011_00184_03745_9713.N1	17-NOV-2002 16:55:12	Dark	46.000	41	Eps Car	1.8600	4100.0	92	3745	No
187	GOM_NL__2PRFIN20021117_165715_000000602011_00184_03745_9714.N1	17-NOV-2002 16:57:15	Dark	60.000	70	Zet Pup	2.2460	39000.	120	3745	No
188	GOM_NL__2PRFIN20021117_170041_000000512011_00184_03745_9715.N1	17-NOV-2002 17:00:41	Dark	50.500	2	Alp Car	-0.73600	7000.0	101	3745	No
189	GOM_NL__2PRFIN20021117_170310_000000792011_00184_03745_9716.N1	17-NOV-2002 17:03:10	Dark	78.500	88	31Eta CMa	2.4480	20000.	157	3745	No
190	GOM_NL__2PRFIN20021117_170548_000001012011_00184_03745_9717.N1	17-NOV-2002 17:05:48	Dark	101.00	37	25Del CMa	1.8300	5900.0	202	3745	No
191	GOM_NL__2PRFIN20021117_170916_000000422011_00184_03745_9718.N1	17-NOV-2002 17:09:16	Straylight	42.000	157	The1Eri	2.9060	9300.0	84	3745	No
192	GOM_NL__2PRFIN20021117_183148_000000392011_00185_03746_9712.N1	17-NOV-2002 18:31:48	Dark	39.000	124	The Car	2.7640	30000.	78	3746	No
193	GOM_NL__2PRFIN20021117_183548_000000502011_00185_03746_9713.N1	17-NOV-2002 18:35:48	Dark	49.500	41	Eps Car	1.8600	4100.0	99	3746	No
194	GOM_NL__2PRFIN20021117_183752_000000592011_00185_03746_9714.N1	17-NOV-2002 18:37:52	Dark	59.000	70	Zet Pup	2.2460	39000.	118	3746	No
195	GOM_NL__2PRFIN20021117_184119_000000612011_00185_03746_9715.N1	17-NOV-2002 18:41:19	Dark	61.000	2	Alp Car	-0.73600	7000.0	122	3746	No
196	GOM_NL__2PRFIN20021117_184347_000000832011_00185_03746_9716.N1	17-NOV-2002 18:43:47	Dark	82.500	88	31Eta CMa	2.4480	20000.	165	3746	No
197	GOM_NL__2PRFIN20021117_184625_000001002011_00185_03746_9717.N1	17-NOV-2002 18:46:25	Dark	99.500	37	25Del CMa	1.8300	5900.0	199	3746	No
198	GOM_NL__2PRFIN20021117_201224_000000402011_00186_03747_9712.N1	17-NOV-2002 20:12:24	Dark	39.500	124	The Car	2.7640	30000.	79	3747	No
199	GOM_NL__2PRFIN20021117_201625_000000482011_00186_03747_9713.N1	17-NOV-2002 20:16:25	Dark	48.000	41	Eps Car	1.8600	4100.0	96	3747	No
200	GOM_NL__2PRFIN20021117_201831_000000602011_00186_03747_9714.N1	17-NOV-2002 20:18:31	Dark	60.000	70	Zet Pup	2.2460	39000.	120	3747	No
201	GOM_NL__2PRFIN20021117_202155_000000612011_00186_03747_9715.N1	17-NOV-2002 20:21:55	Dark	61.000	2	Alp Car	-0.73600	7000.0	122	3747	No
202	GOM_NL__2PRFIN20021117_202425_000000832011_00186_03747_9716.N1	17-NOV-2002 20:24:25	Dark	82.500	88	31Eta CMa	2.4480	20000.	165	3747	No
203	GOM_NL__2PRFIN20021117_202702_000000912011_00186_03747_9717.N1	17-NOV-2002 20:27:02	Dark	91.000	37	25Del CMa	1.8300	5900.0	182	3747	No
204	GOM_NL__2PRFIN20021117_215300_000000392011_00187_03748_9712.N1	17-NOV-2002 21:53:00	Dark	38.500	124	The Car	2.7640	30000.	77	3748	No
205	GOM_NL__2PRFIN20021117_215701_000000482011_00187_03748_9713.N1	17-NOV-2002 21:57:01	Dark	47.500	41	Eps Car	1.8600	4100.0	95	3748	No
206	GOM_NL__2PRFIN20021117_215908_000000582011_00187_03748_9714.N1	17-NOV-2002 21:59:08	Dark	58.000	70	Zet Pup	2.2460	39000.	116	3748	No
207	GOM_NL__2PRFIN20021117_220232_000000532011_00187_03748_9715.N1	17-NOV-2002 22:02:32	Dark	52.500	2	Alp Car	-0.73600	7000.0	105	3748	No
208	GOM_NL__2PRFIN20021117_220501_000000562011_00187_03748_9716.N1	17-NOV-2002 22:05:01	Dark	55.500	88	31Eta CMa	2.4480	20000.	111	3748	No

3. Quality information per product

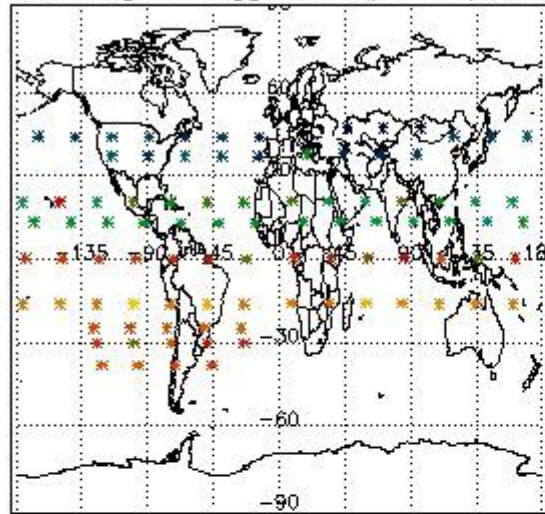
In this section it is plotted some information contained in the Quality Summary data set of the level 2 products. Only products in dark limb conditions and without errors (error flag in the MPH set to "0") are used.

3.1 Plot quality information per product (time dependant)

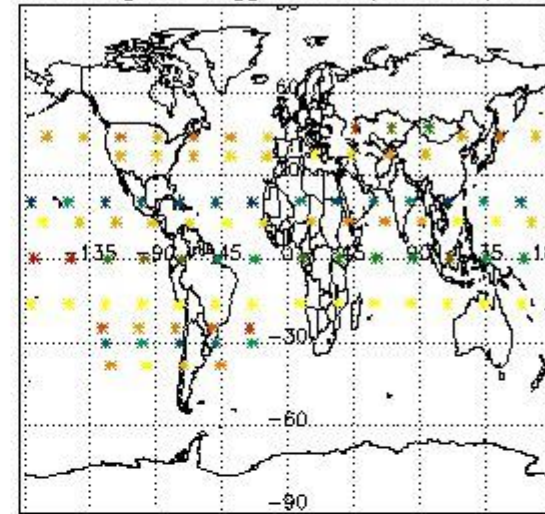


3.2 Plot quality information per product (world map)

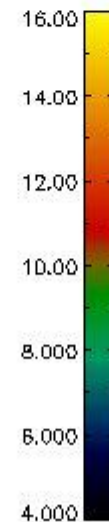
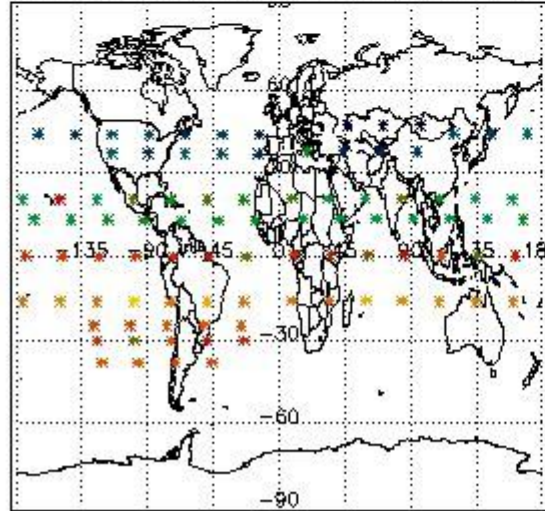
Percentage of flagged data per O3 profile



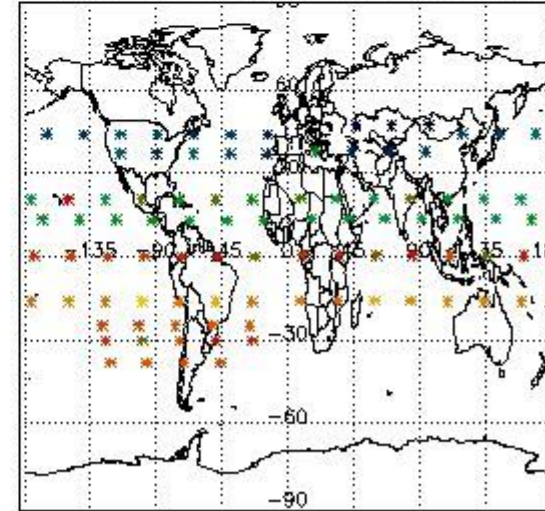
Percentage of flagged data per H2O profile



Percentage of flagged data per NO2 profile



Percentage of flagged data per NO3 profile

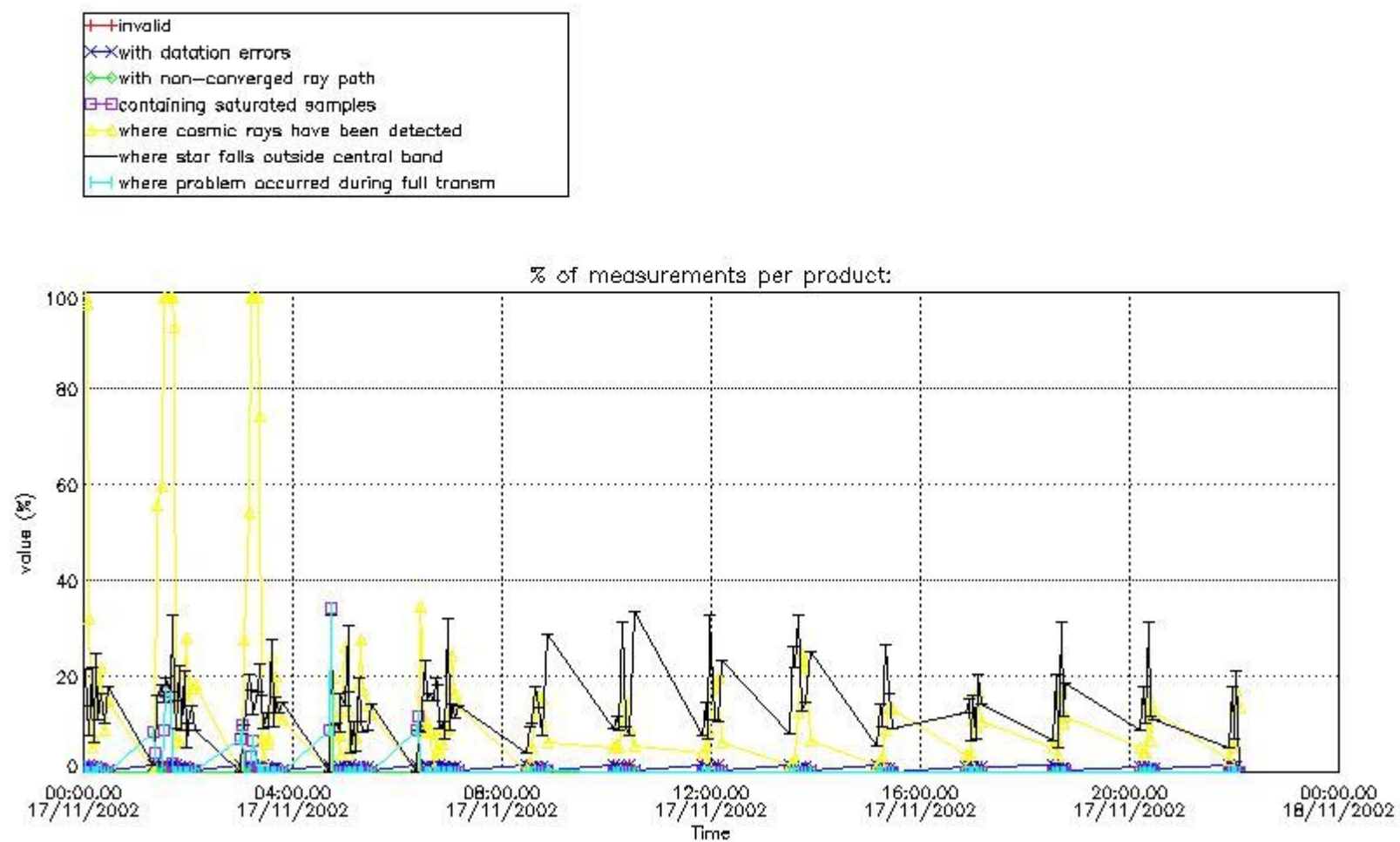


4. Level 1 quality information per product

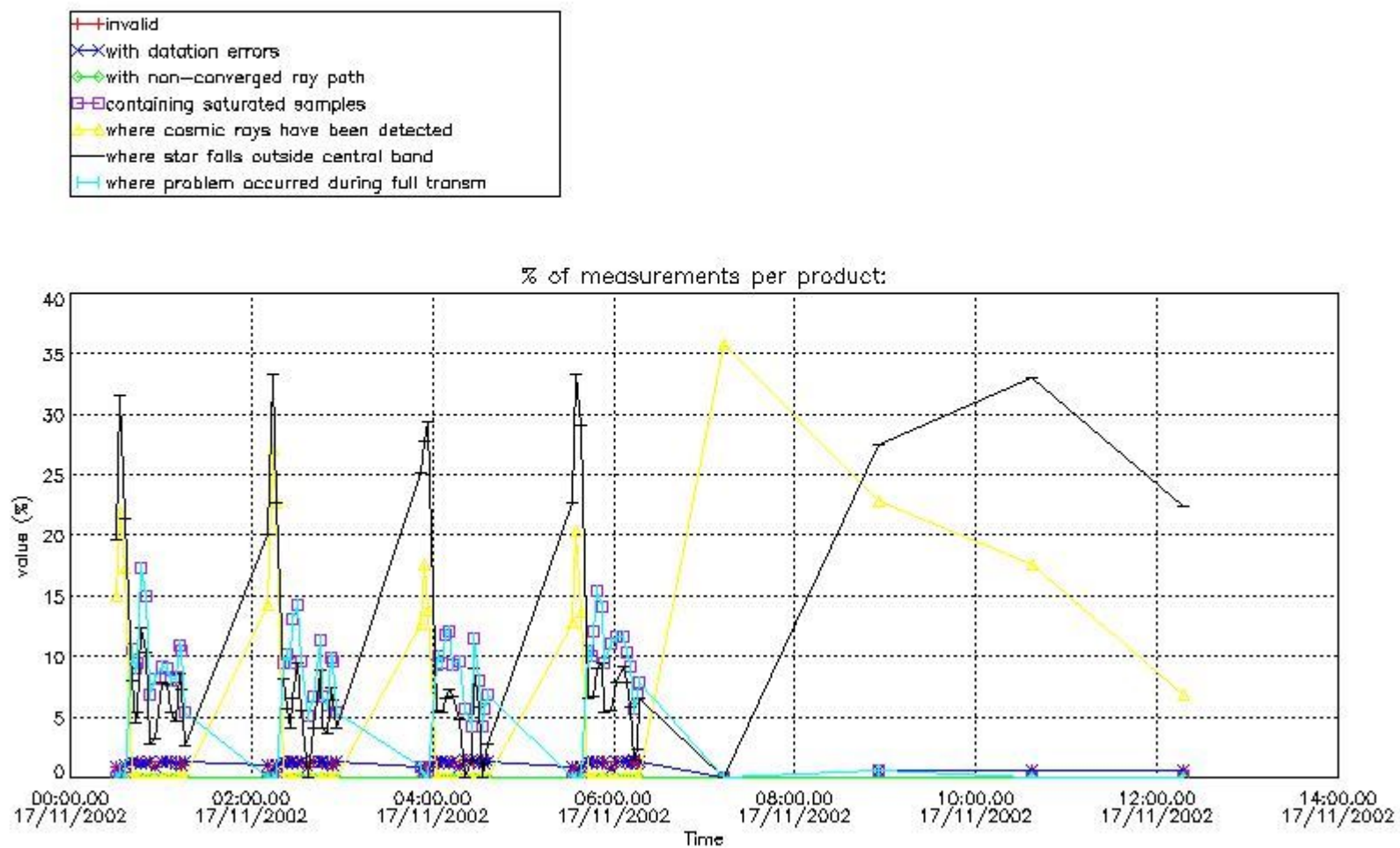
In this section it is plotted some information contained in the Quality Summary data set of the level 2 products that comes from the level 1b processing. Products without errors (error flag in the MPH set to "0") are used.

4.1 Plot quality information per product (time dependant) coming from level 1b processing

4.1.1 Plot level 1 quality information per product (time dependant): ENVISAT ASCENDING passes



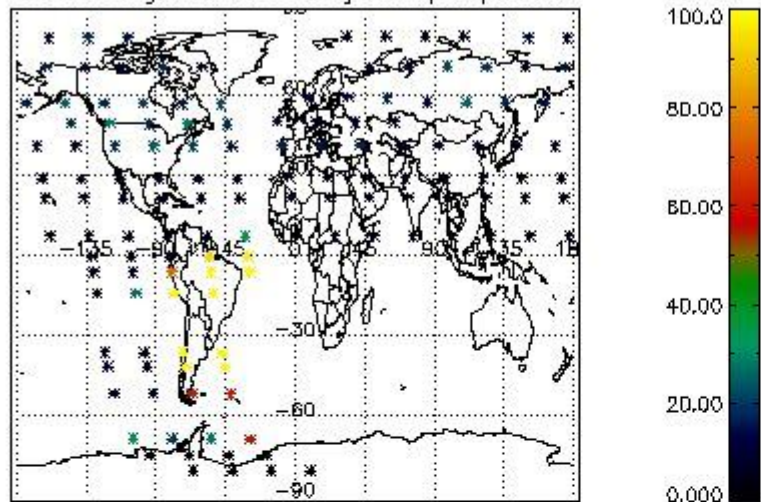
4.1.2 Plot level 1 quality information per product (time dependant): ENVISAT DESCENDING passes



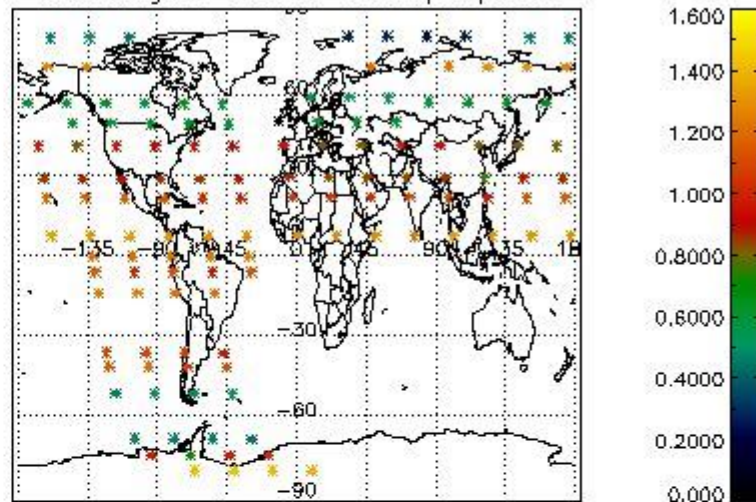
4.2 Plot quality information per product coming from level 1b processing (world map)

4.2.1 Plot level 1 quality information per product (world map): ENVISAT ASCENDING passes

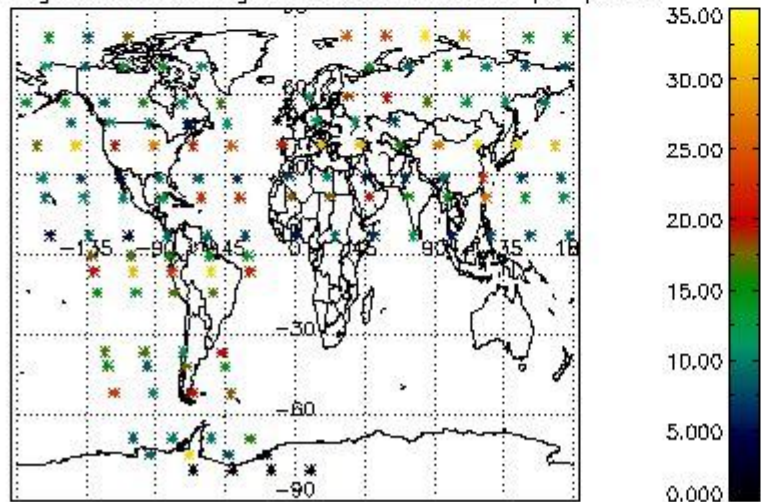
Percentage of cosmic ray hits per profile



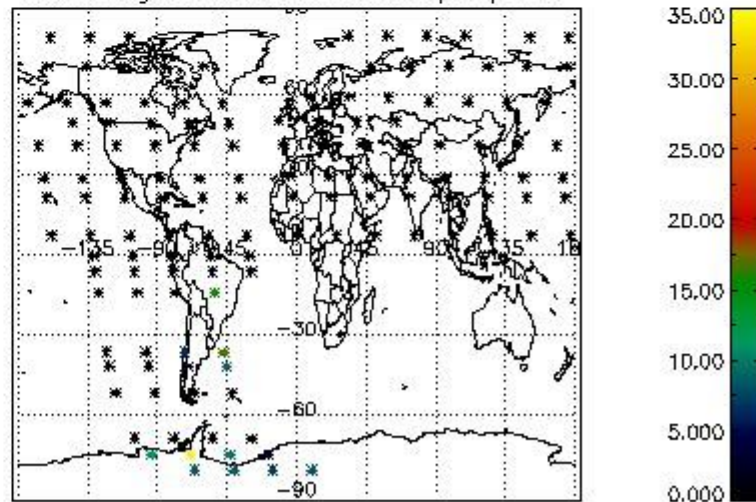
Percentage of datation errors per profile



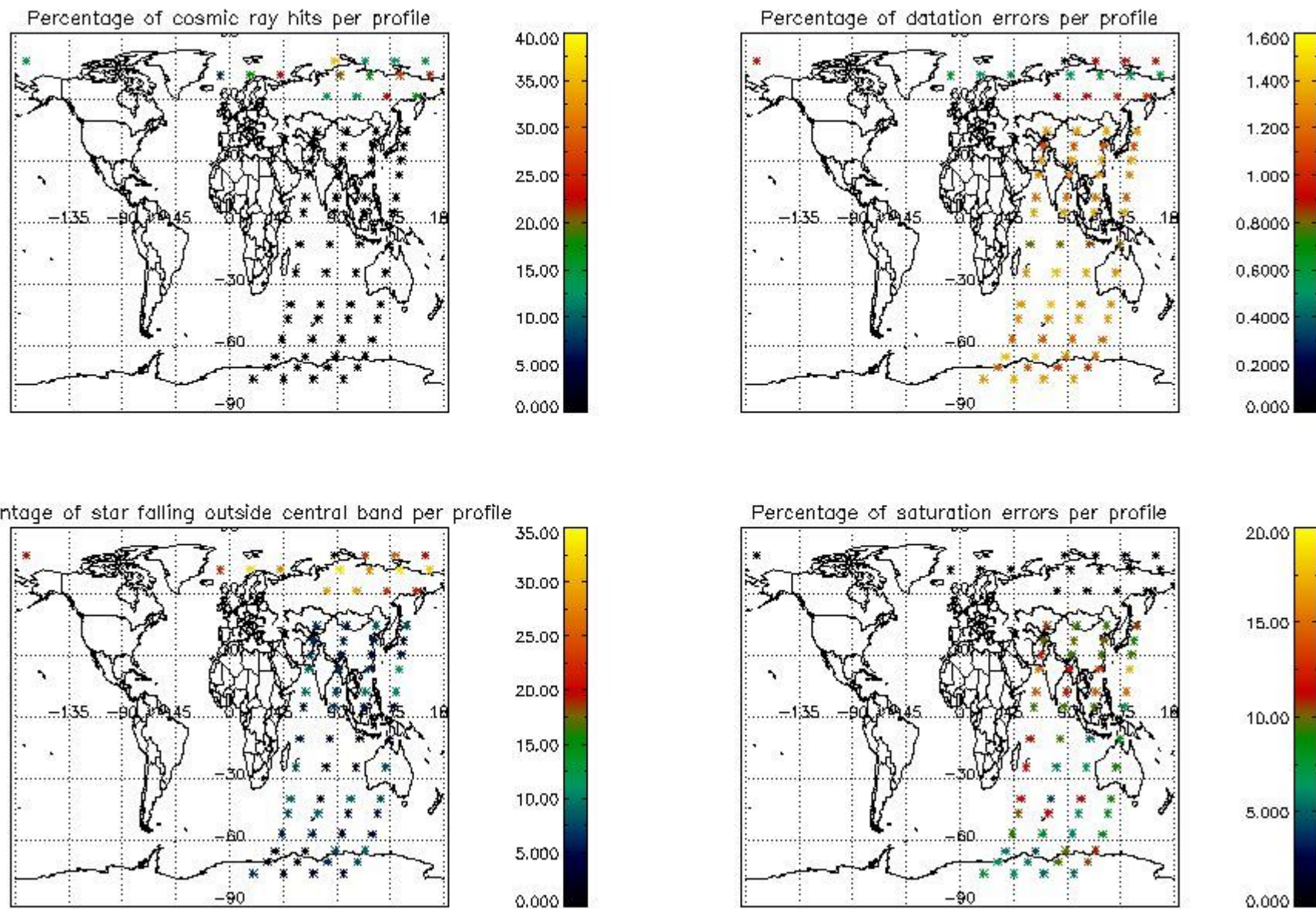
Percentage of star falling outside central band per profile



Percentage of saturation errors per profile



4.2.2 Plot level 1 quality information per product (world map): ENVISAT DESCENDING passes



5. Trace gas profiles

5.1 Ozone statistics based on quality of products

The final quality of the products can be "measured" using the STD (Standard Deviation) attached to every point profile. This information is written to the parameter GOM_NL__2P/NL_LOCAL_SPECIES_DENSITY/o3_std of the level 2 products. The table below shows the statistics for given STD ranges.

The statistics are given with respect to the overall valid production:

- Products without fatal errors: GOM_NL__2P/MPH/PRODUCT_ERR=0
- Valid point profile: GOM_NL__2P/NL_LOCAL_SPECIES_DENSITY/pcd(0)=0

The 'Criteria' is applied to valid points of dark limb products:

- Products in dark limb illumination condition: GOM_NL__2P/NL_SUMMARY_QUALITY/obs_ill_cond=0
- Products without fatal errors: GOM_NL__2P/MPH/PRODUCT_ERR=0
- Valid point profile: GOM_NL__2P/NL_LOCAL_SPECIES_DENSITY/pcd(0)=0

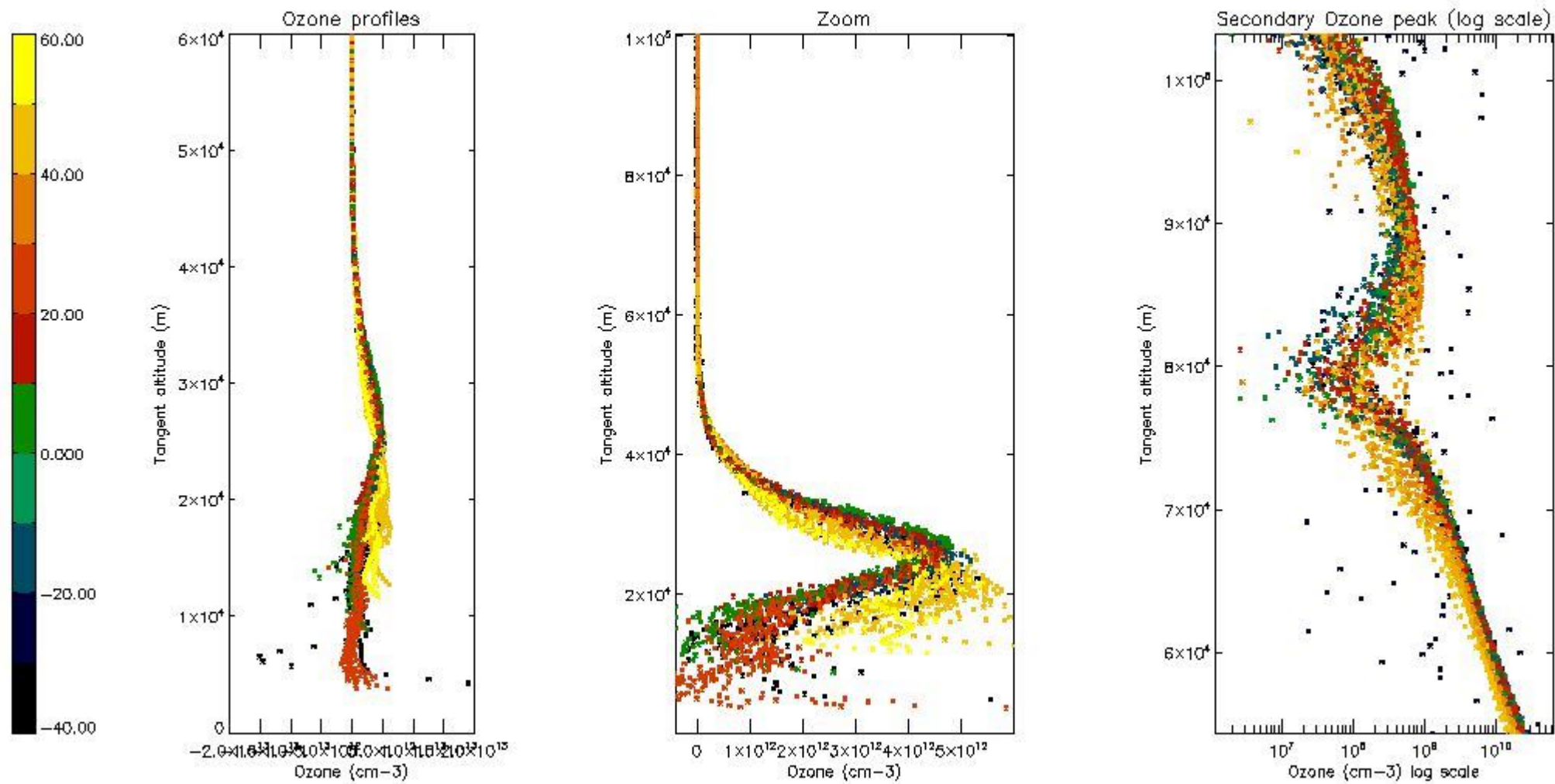
So, the table below shows the percentage of dark limb and valid observations for each criteria with respect to the overall valid daily observations.

Criteria	% of total production
All STD	44
STD < 20	31

STD < 10	28
STD < 5	23

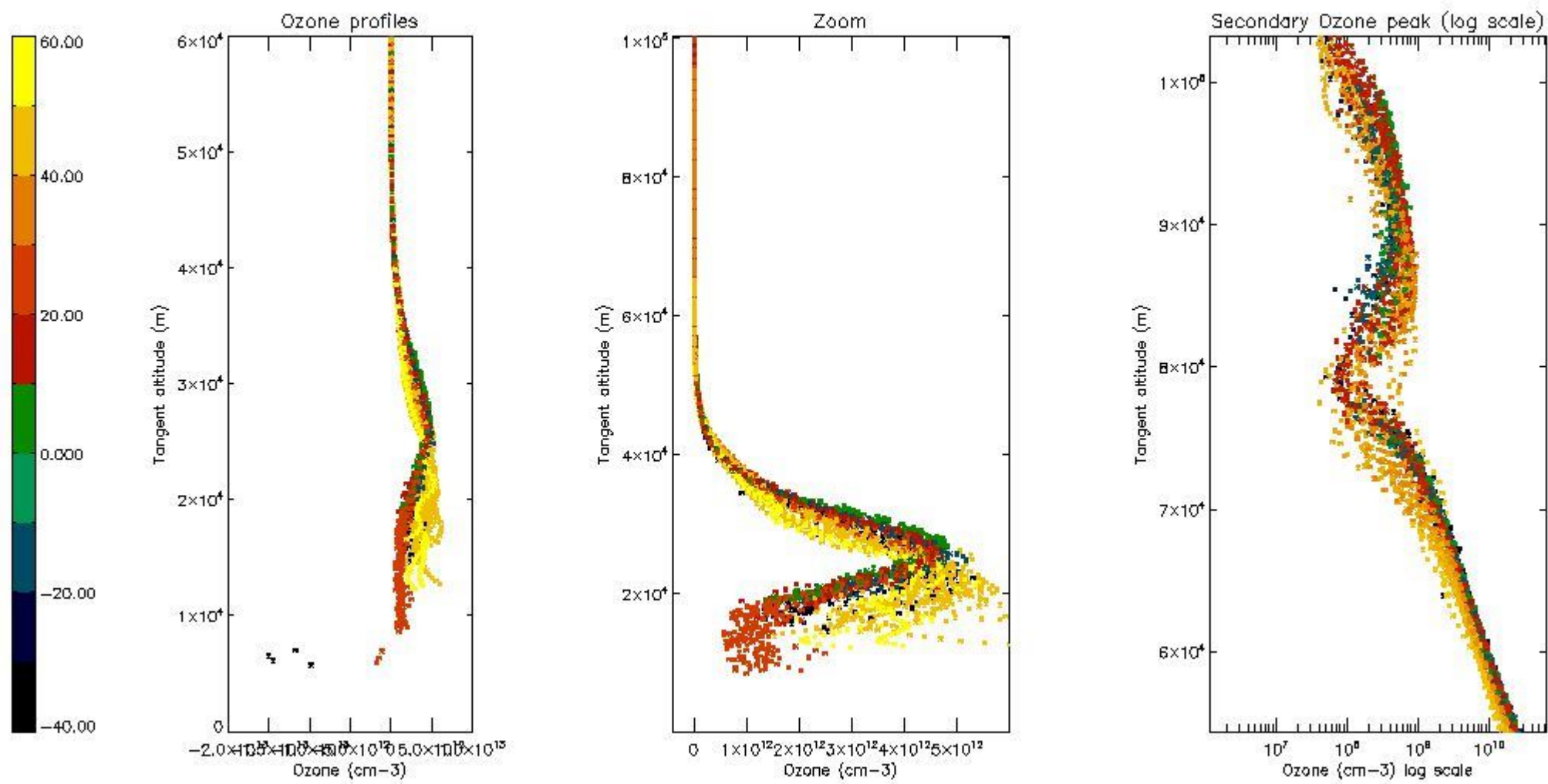
5.2 Plot ozone profiles for all STD (dark without errors)

The colorbar represents the latitude.



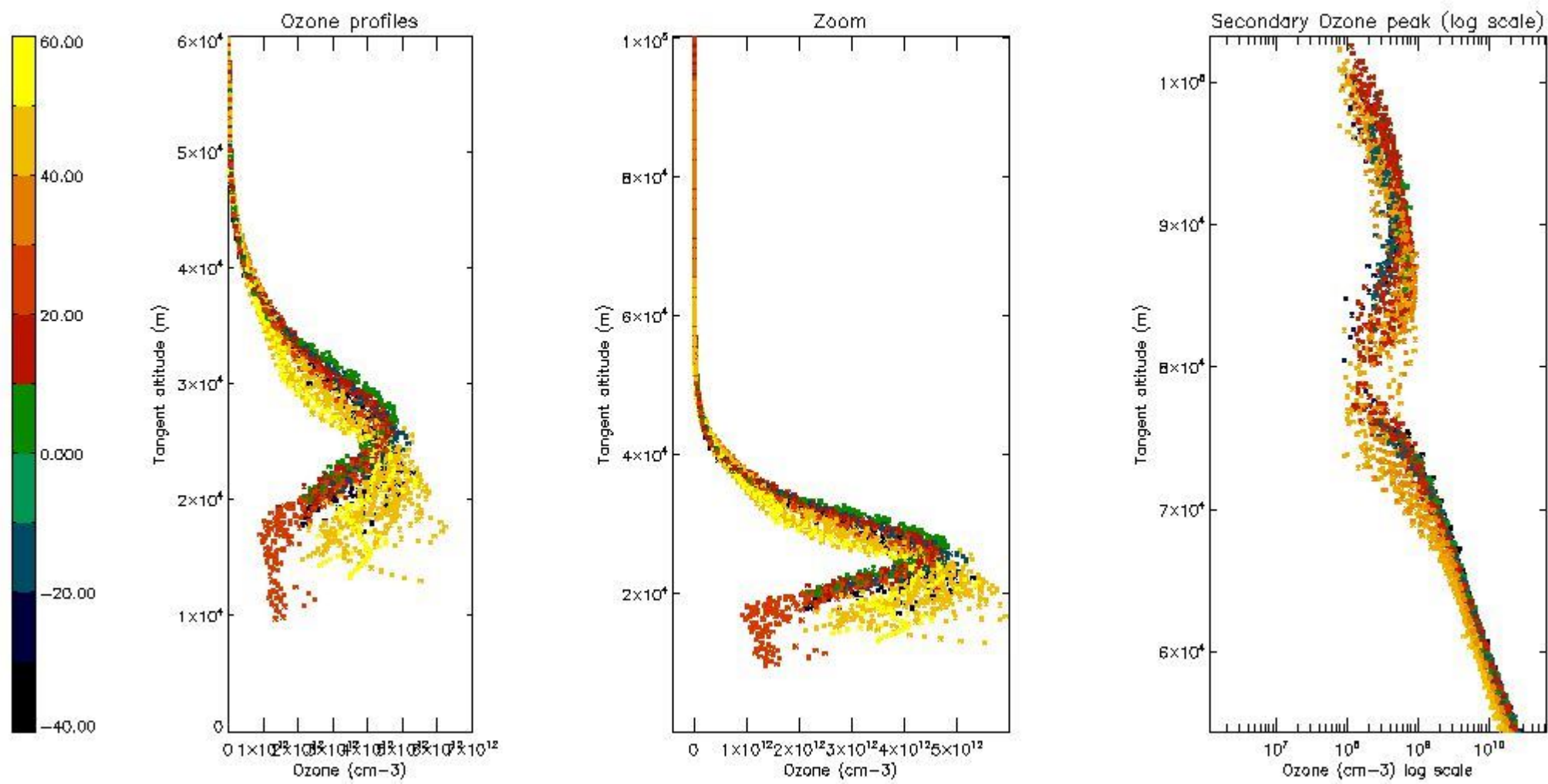
5.3 Plot ozone profiles where STD < 20% (dark without errors)

The colorbar represents the latitude.



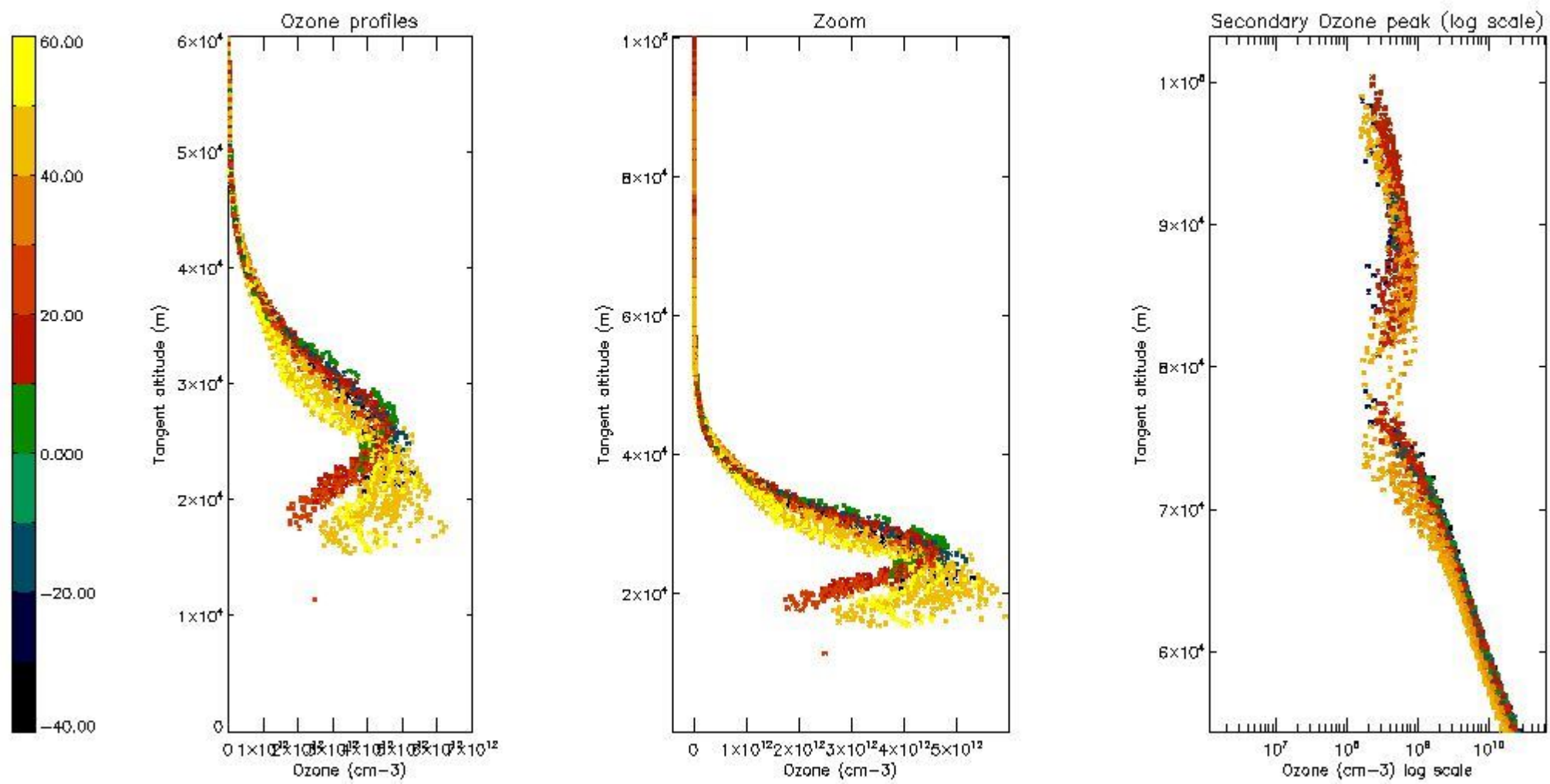
5.4 Plot ozone profiles where STD < 10% (dark without errors)

The colorbar represents the latitude.



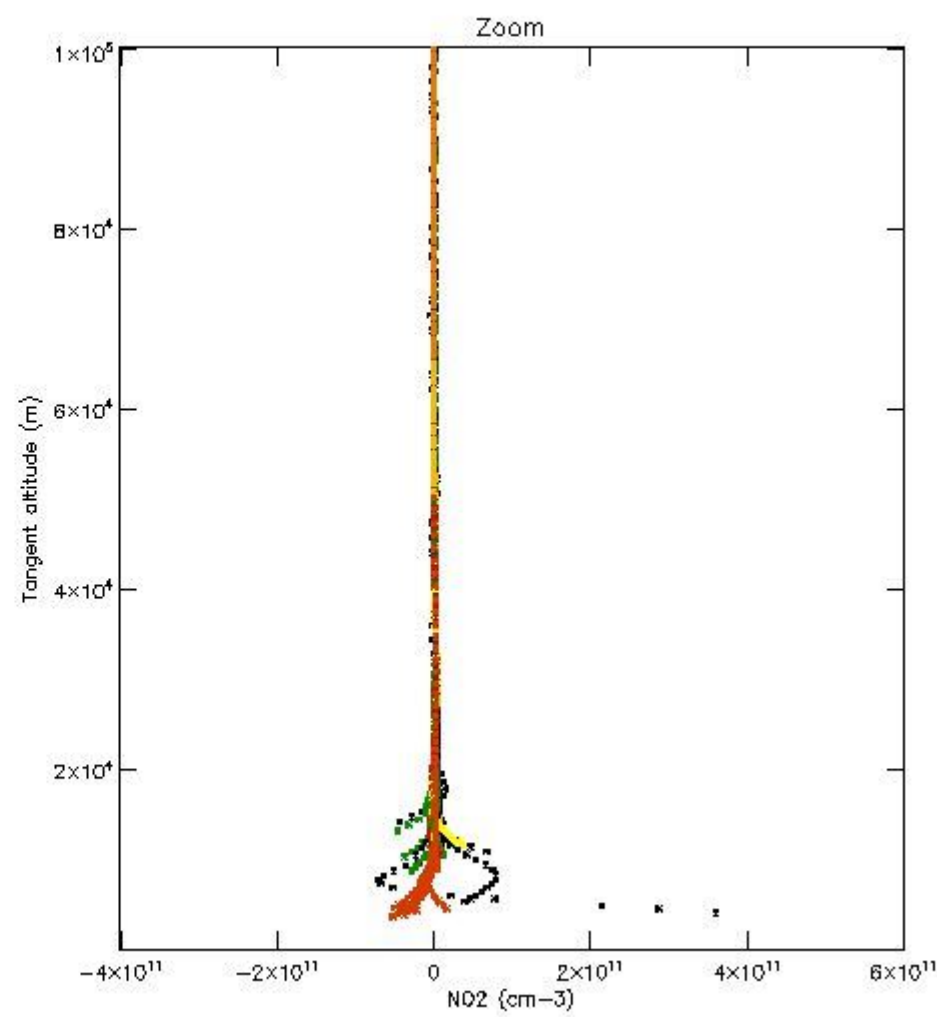
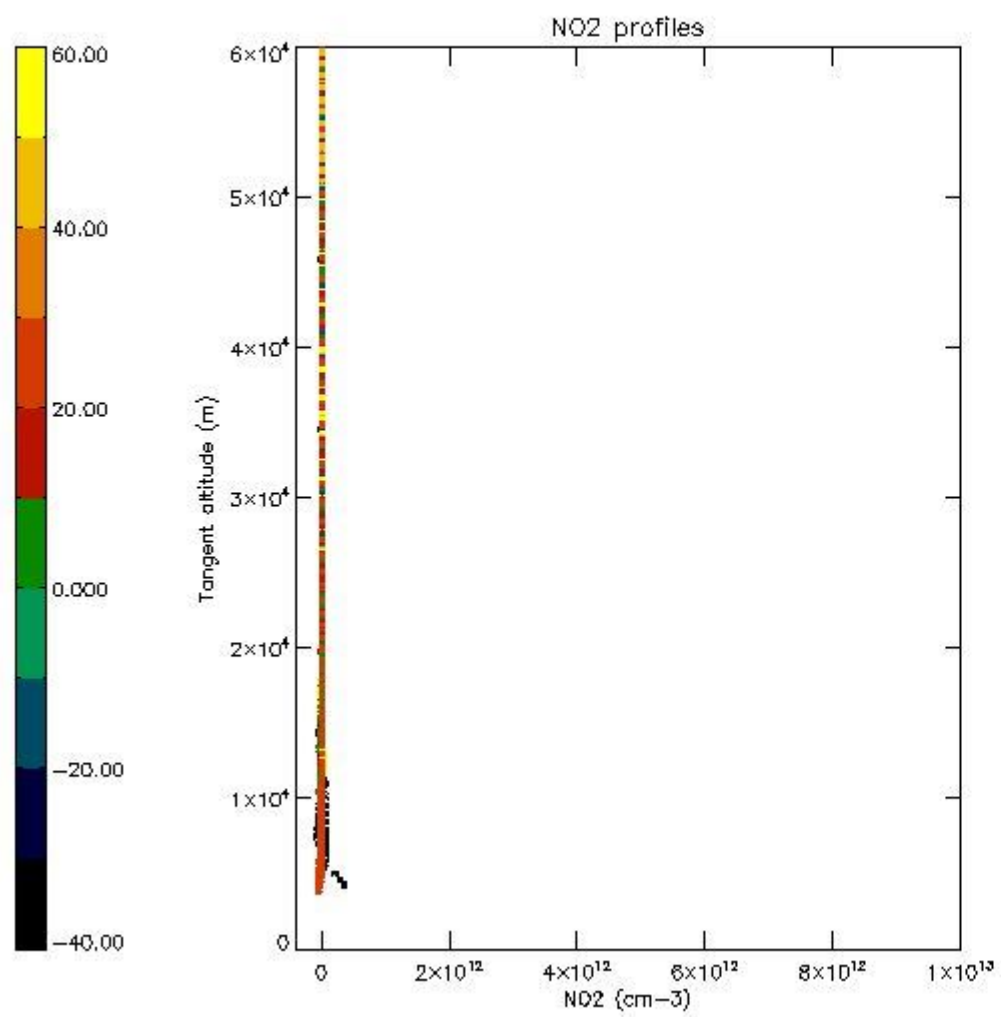
5.5 Plot ozone profiles where STD < 5% (dark without errors)

The colorbar represents the latitude.



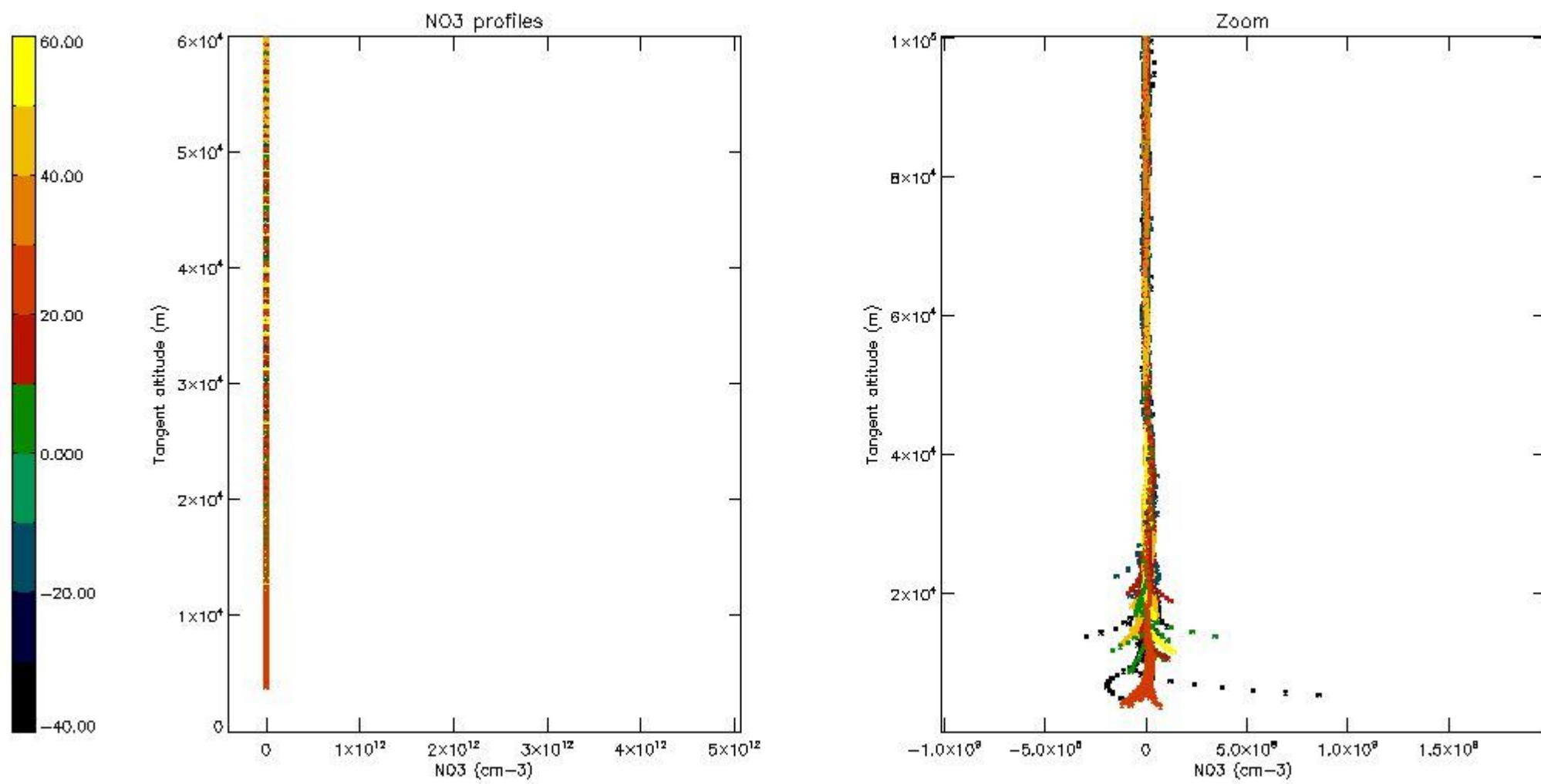
5.6 Plot NO₂ profiles for all STD (dark without errors)

The colorbar represents the latitude.



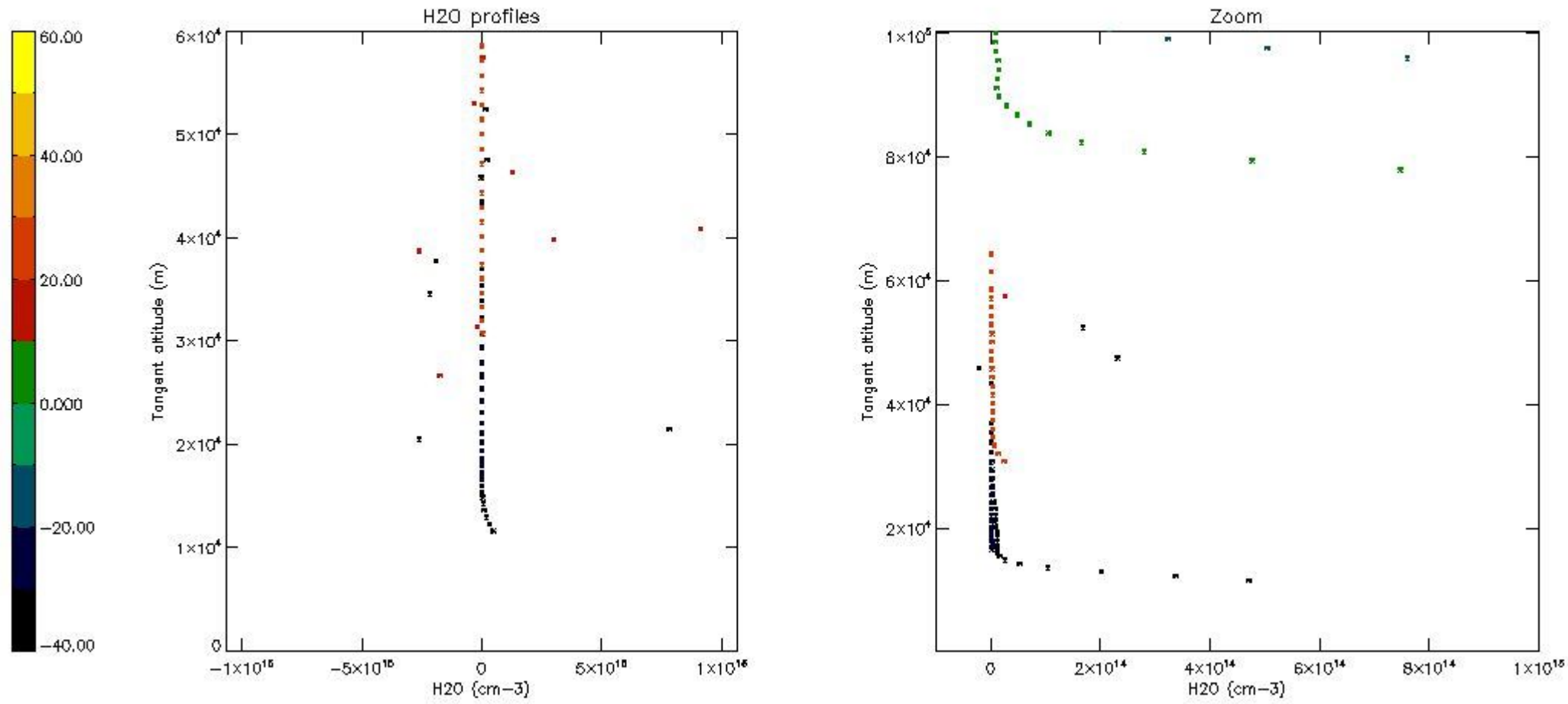
5.7 Plot NO3 profiles for all STD (dark without errors)

The colorbar represents the latitude.



5.8 Plot H2O profiles for all STD (only for occultations of stars 1,2,3,4,13,14,16,26,63 dark without errors)

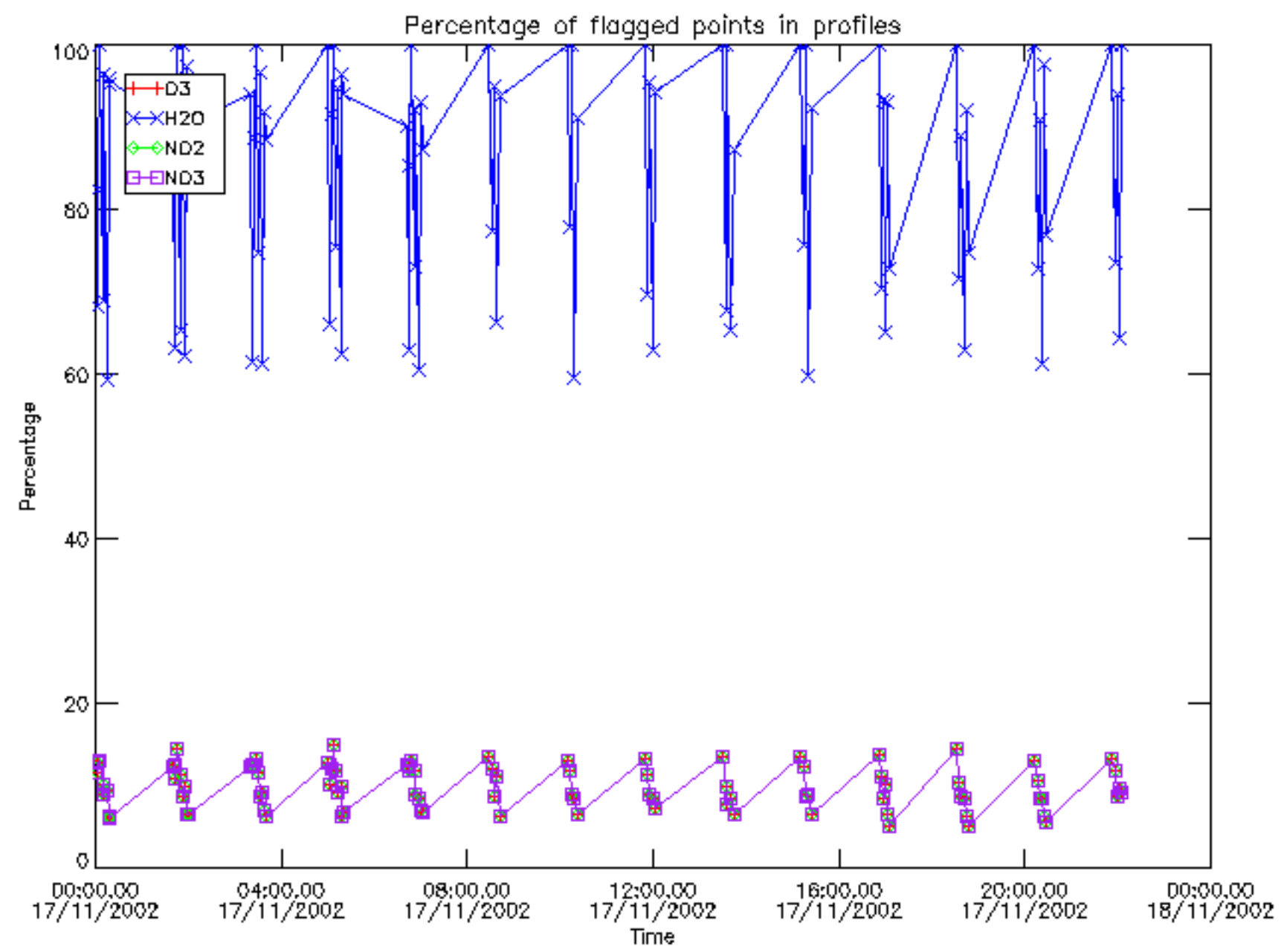
The colorbar represents the latitude.



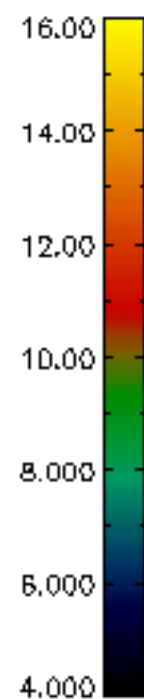
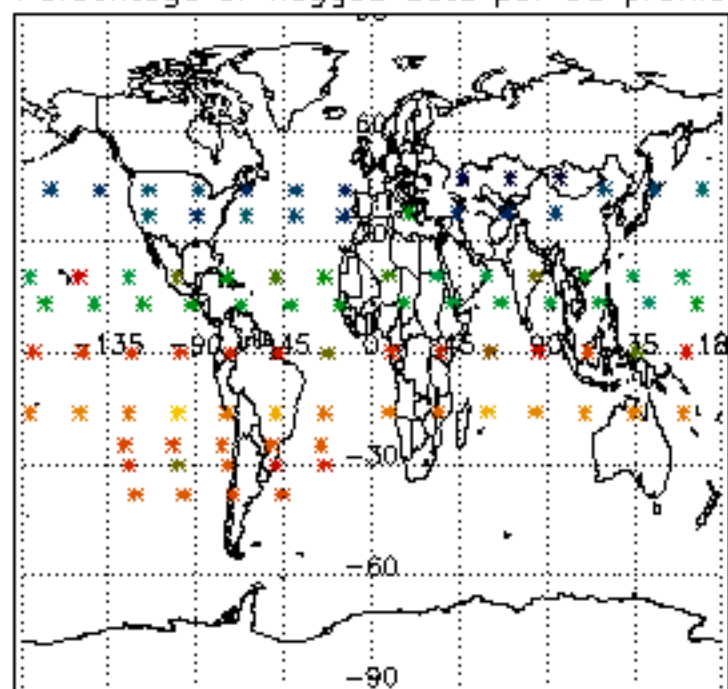
6. Auxiliary Data Files used for the production reported in section 2

The number reported in the third column indicates since which file (see list in section 2) the corresponding auxiliary file has been used. The fourth column is the date of those product files.

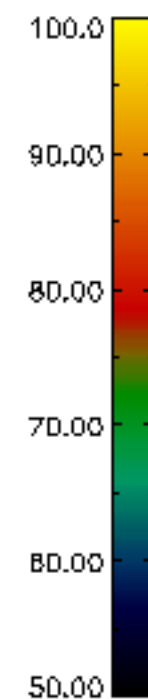
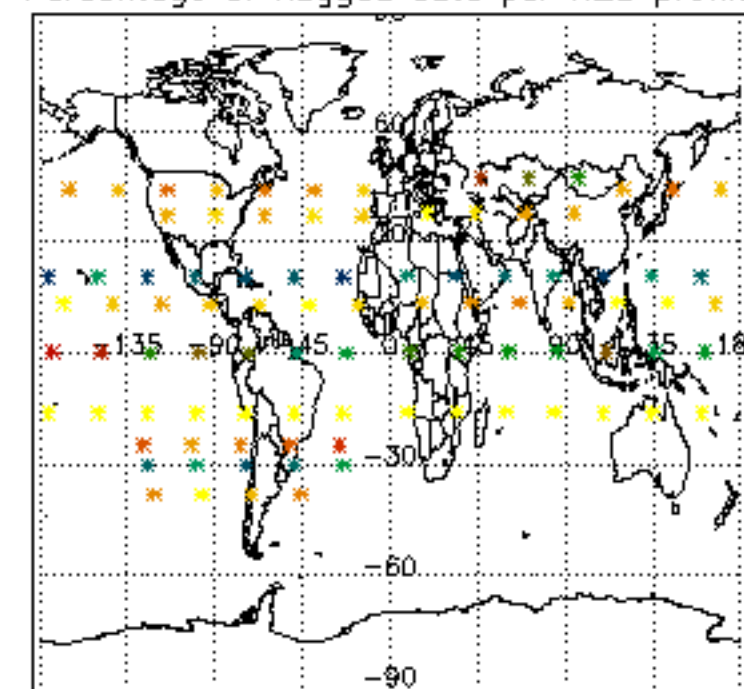
Type	Auxiliary Filename	Used since product	Used since product date
INST_PHYS_CHARACTERISTICS	GOM_INS_AXNIEC20050627_150440_20020301_000000_20100101_000000	1	17-NOV-2002 00:01:25
LEVEL-2_PROC_CONFIG	GOM_PR2_AXVIEC20091111_152718_20020301_000000_20500101_000000	1	17-NOV-2002 00:01:25
CROSS_SECTIONS_FILE	GOM_CRS_AXVIEC20091111_154832_20020301_000000_20500101_000000	1	17-NOV-2002 00:01:25



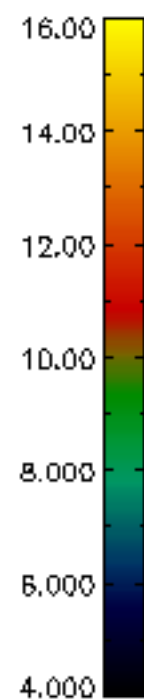
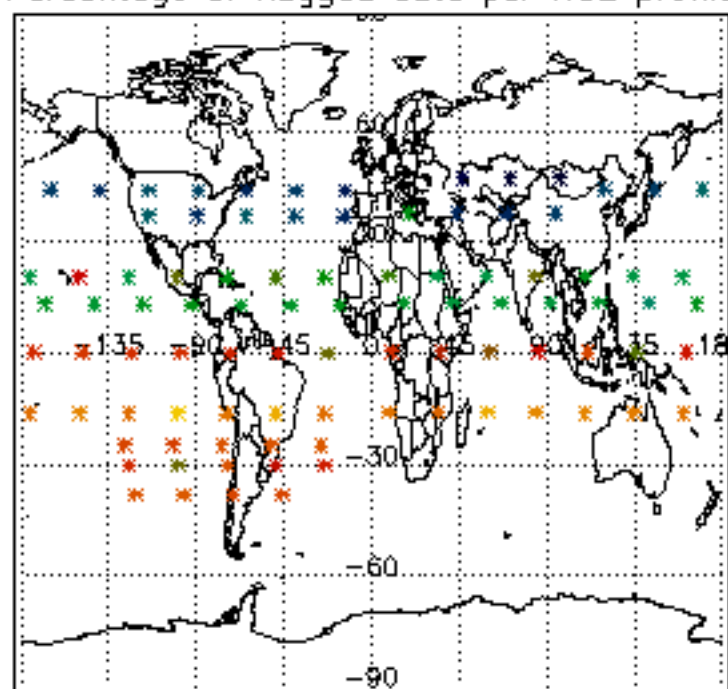
Percentage of flagged data per D3 profile



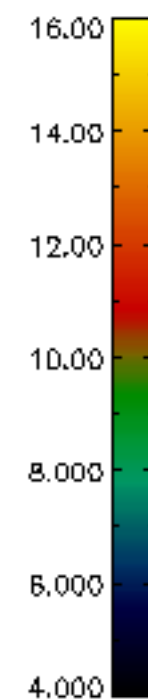
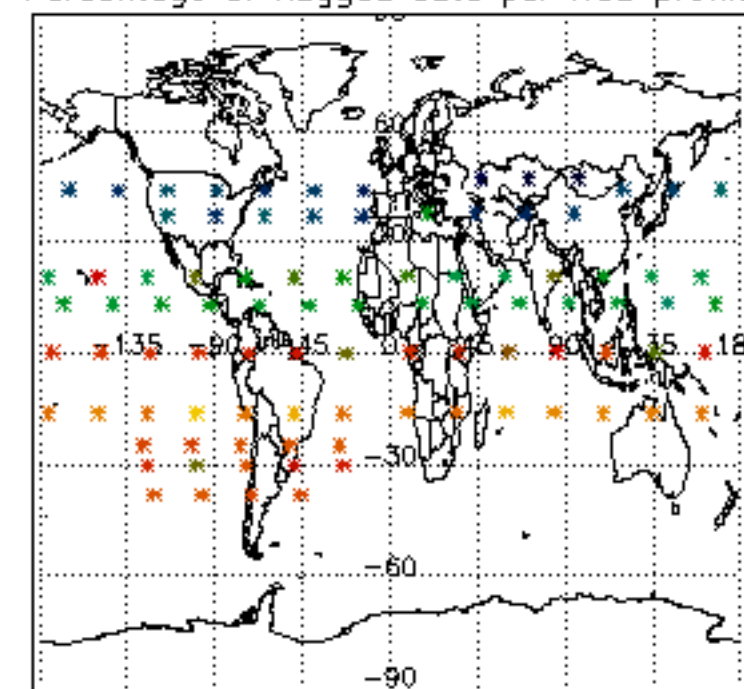
Percentage of flagged data per H2O profile

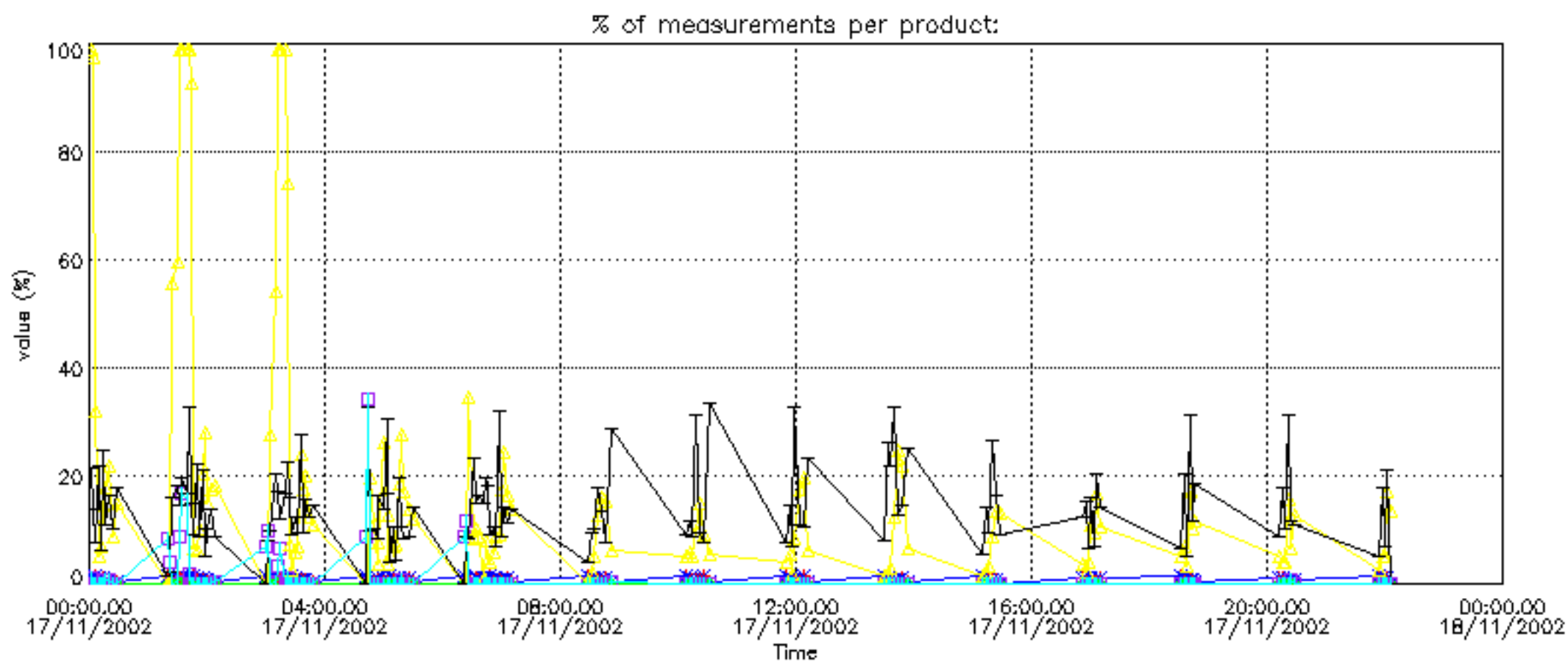


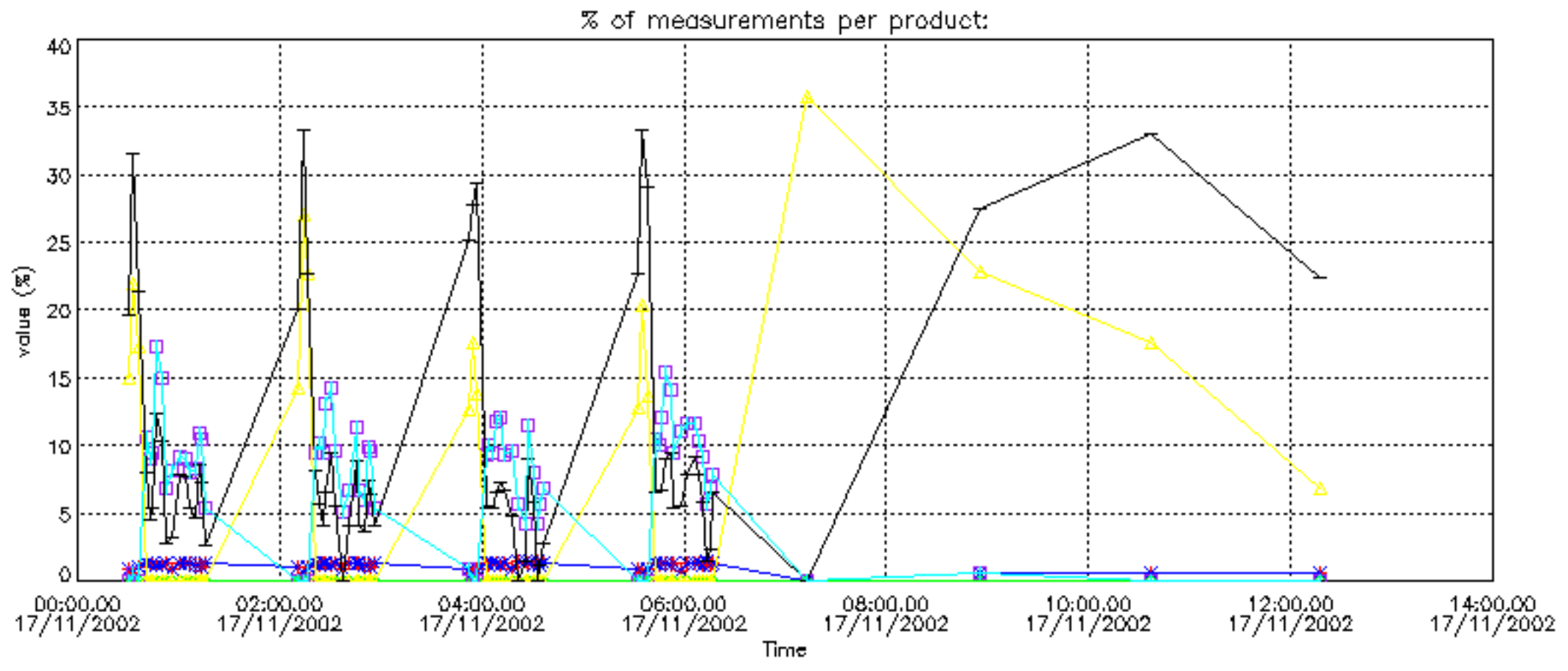
Percentage of flagged data per NO2 profile



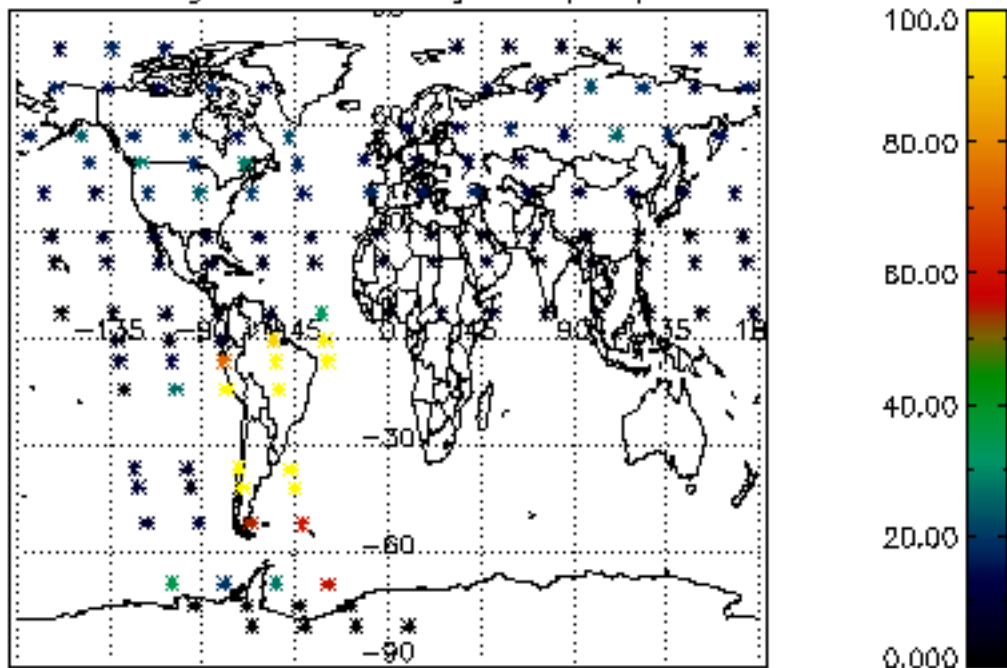
Percentage of flagged data per NO3 profile



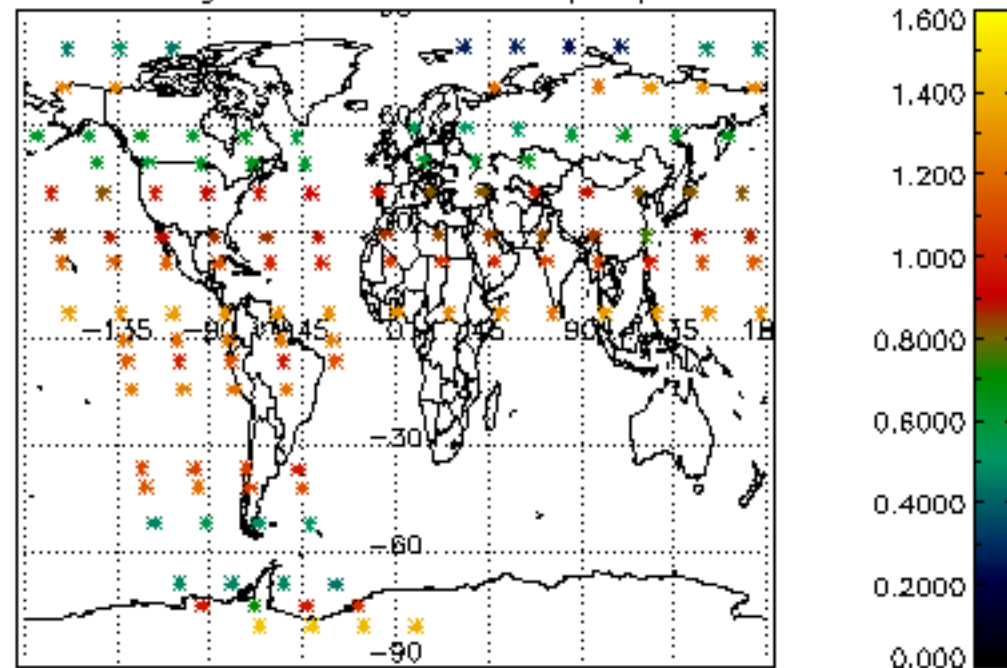




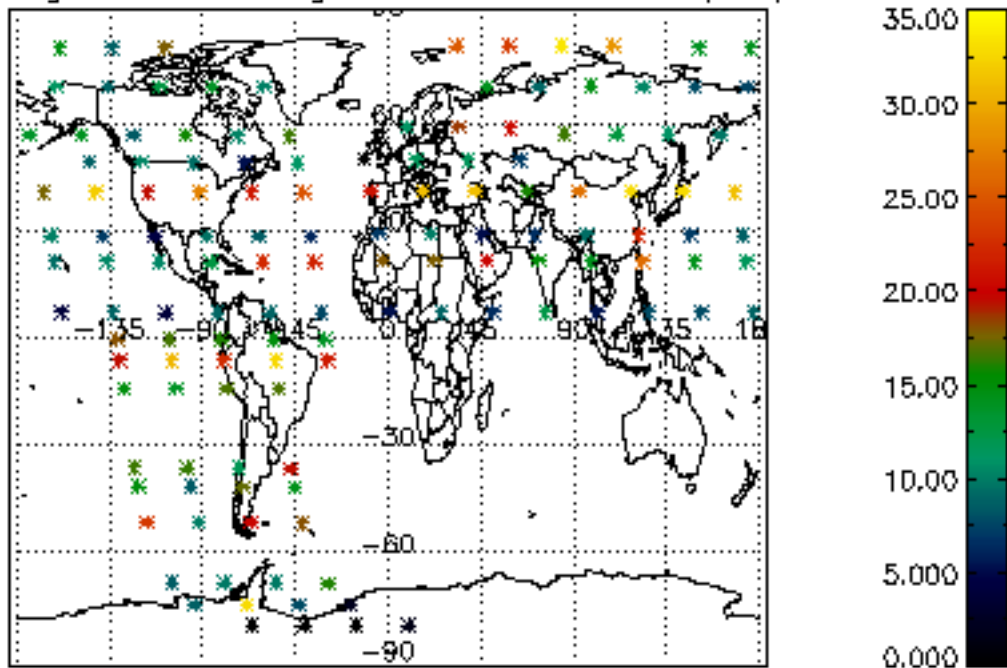
Percentage of cosmic ray hits per profile



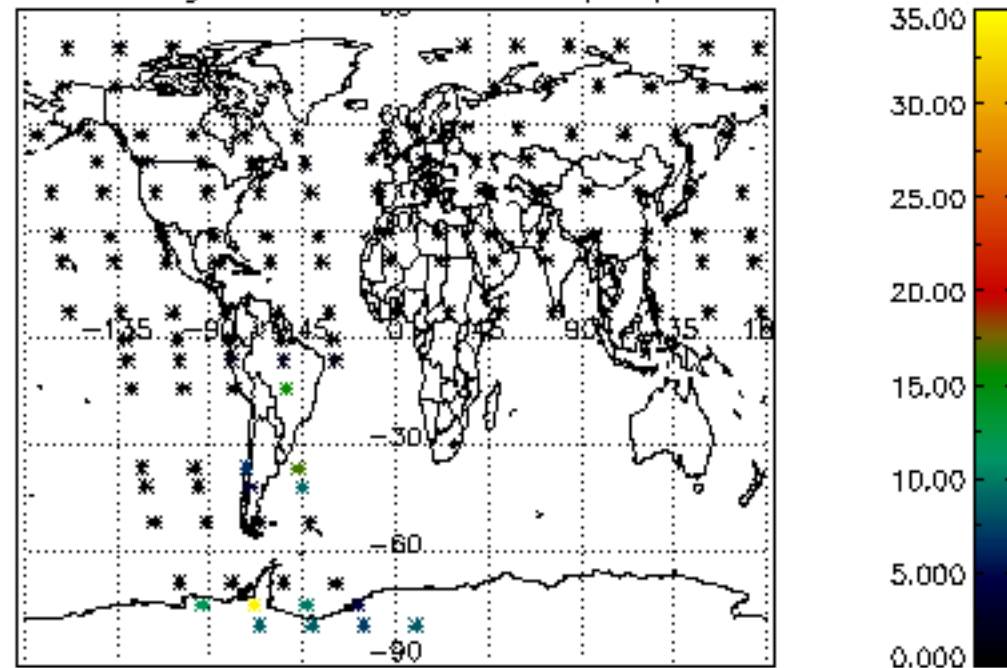
Percentage of datation errors per profile



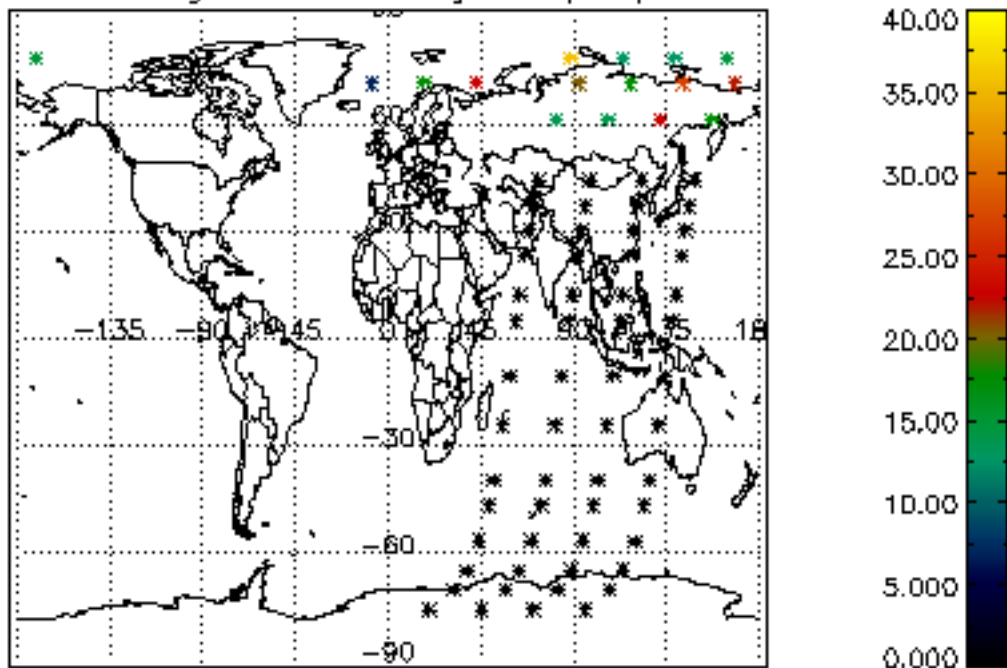
Percentage of star falling outside central band per profile



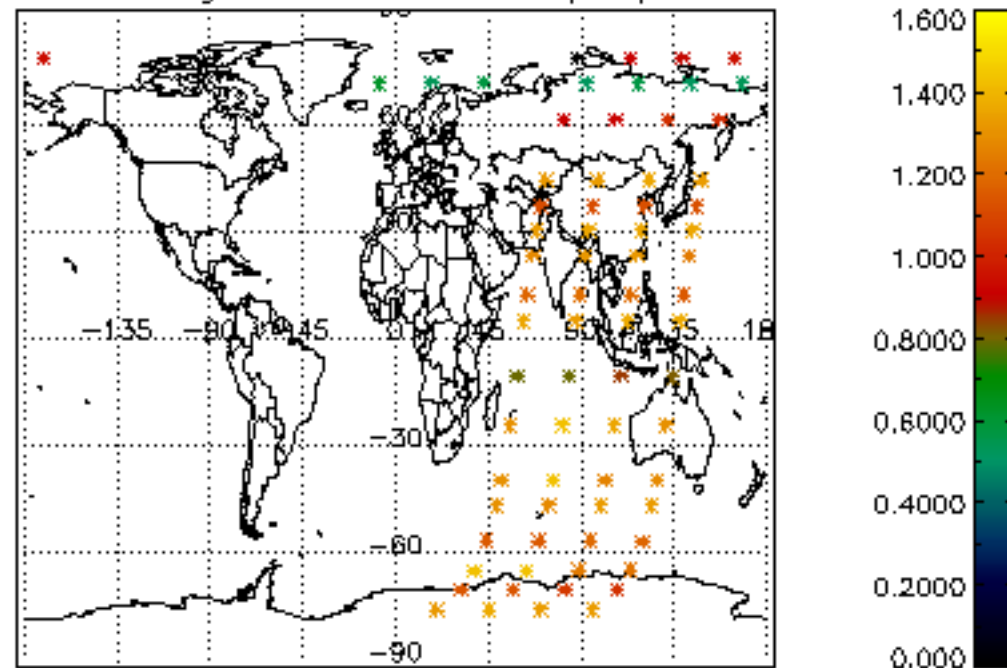
Percentage of saturation errors per profile



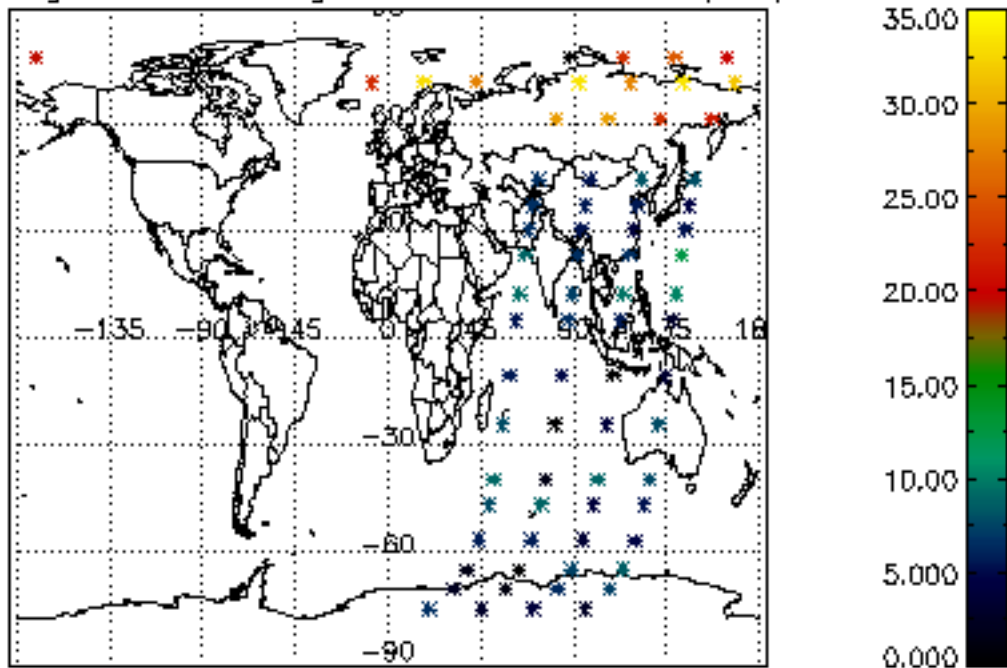
Percentage of cosmic ray hits per profile



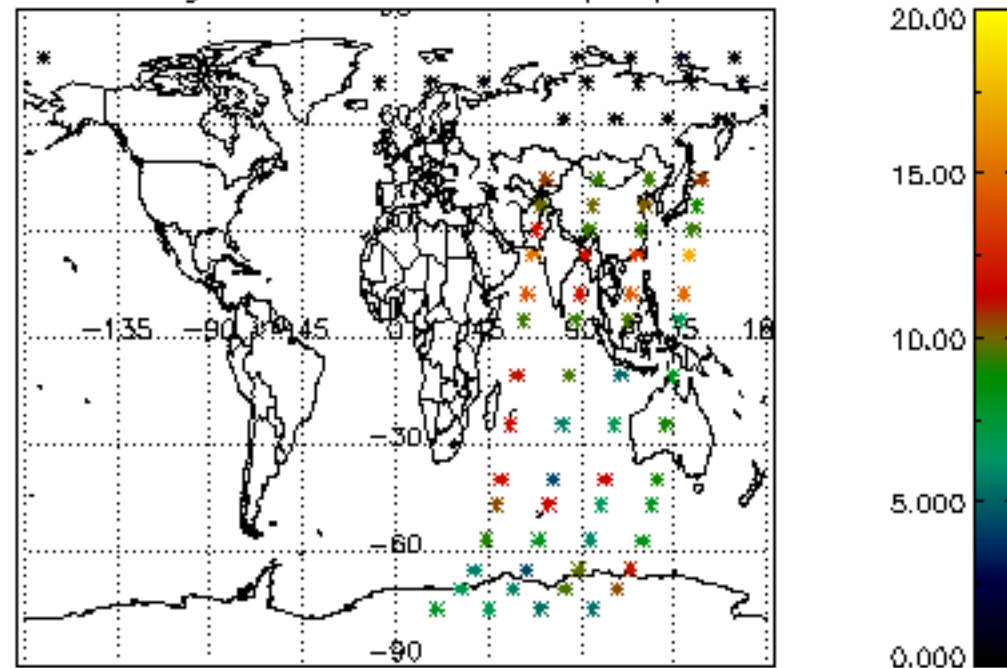
Percentage of datation errors per profile

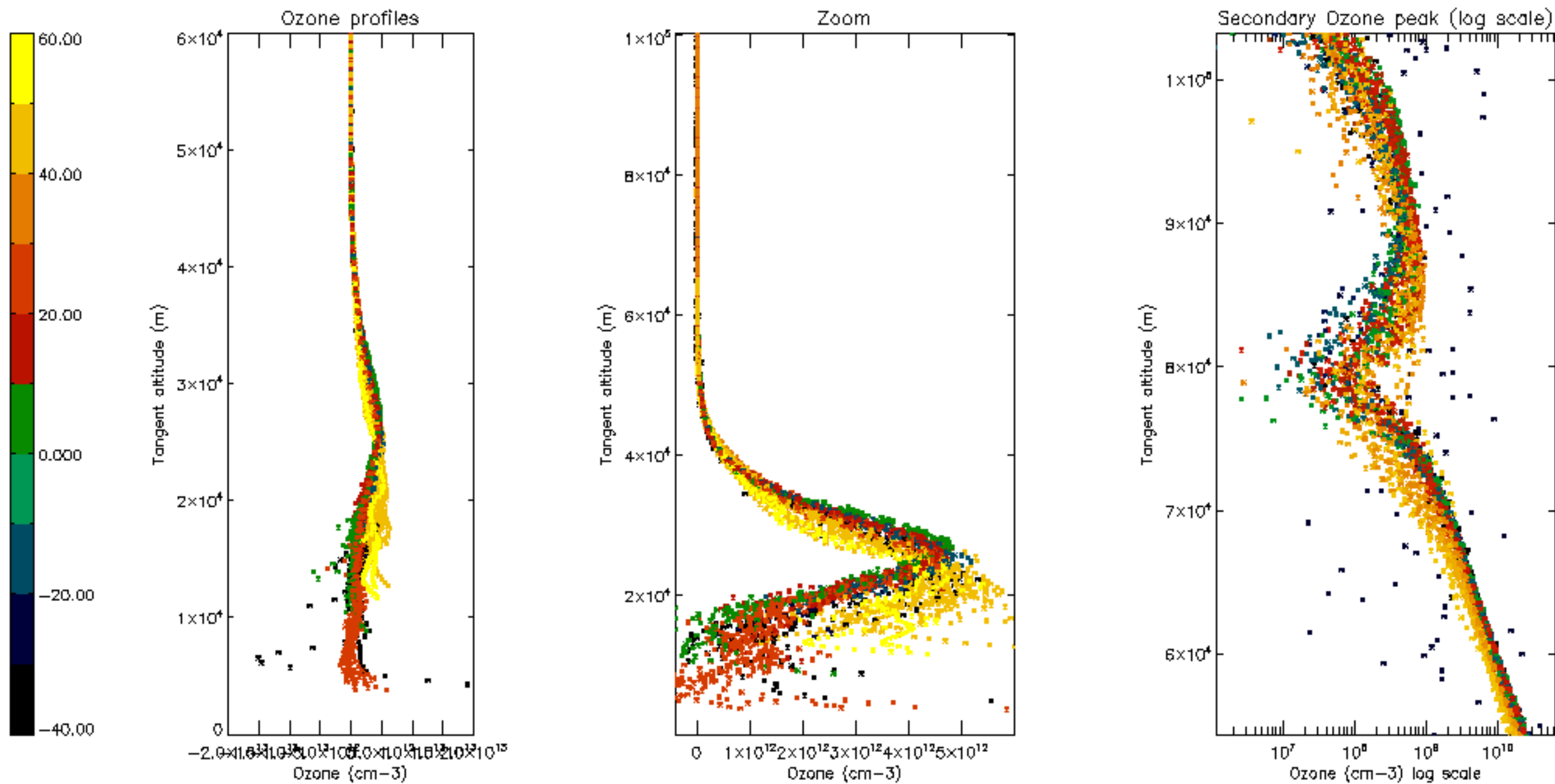


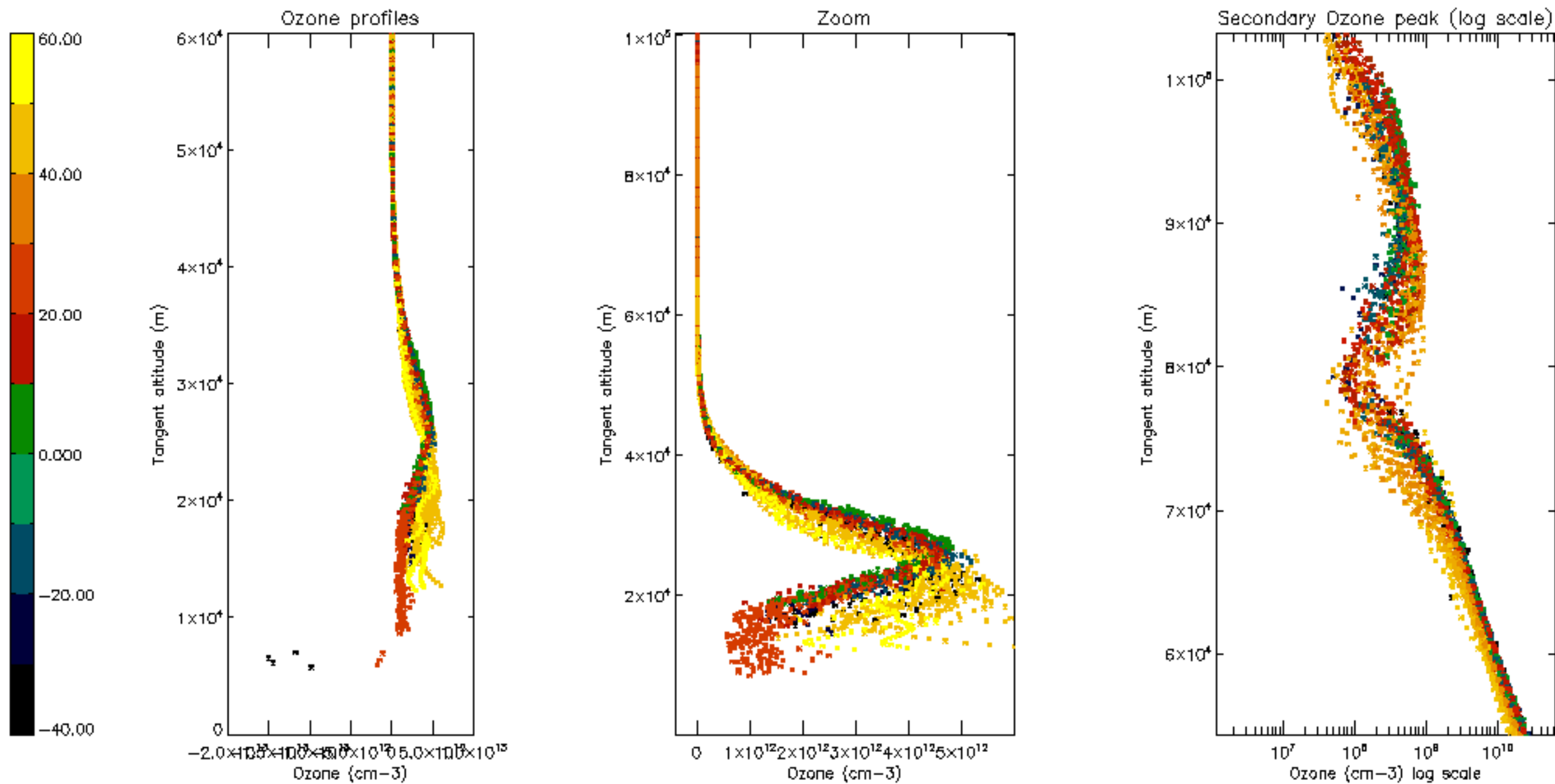
Percentage of star falling outside central band per profile

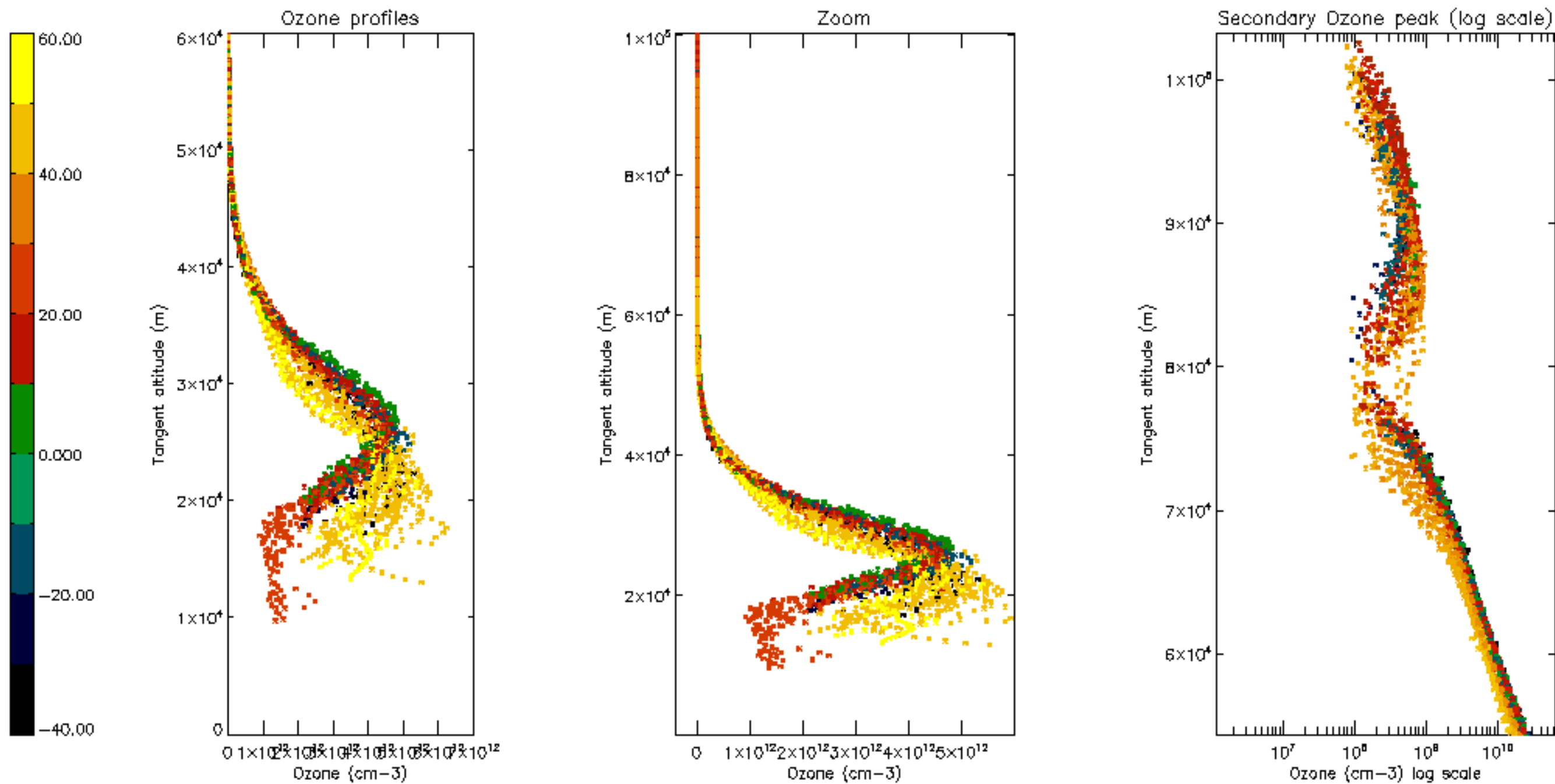


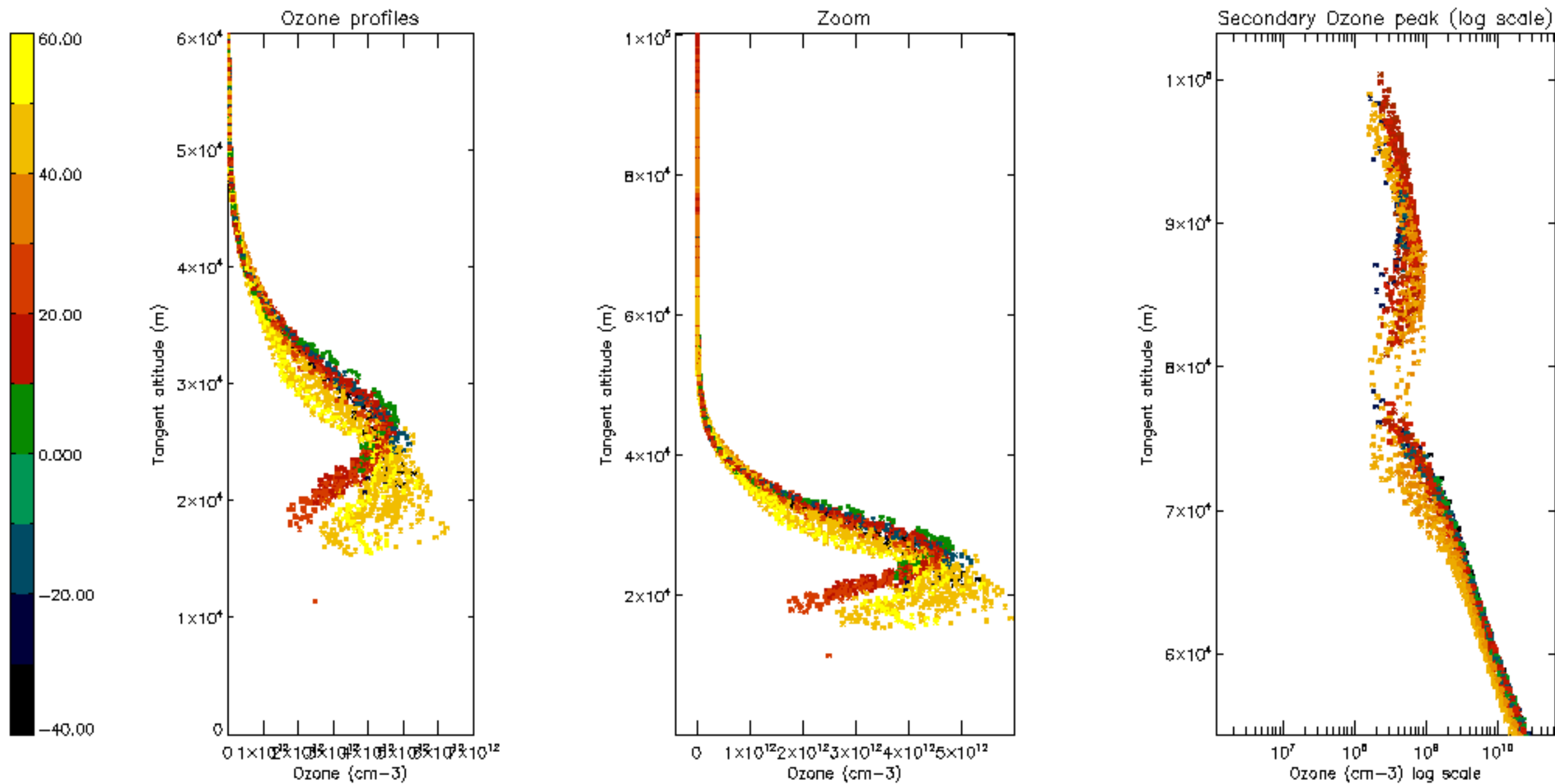
Percentage of saturation errors per profile

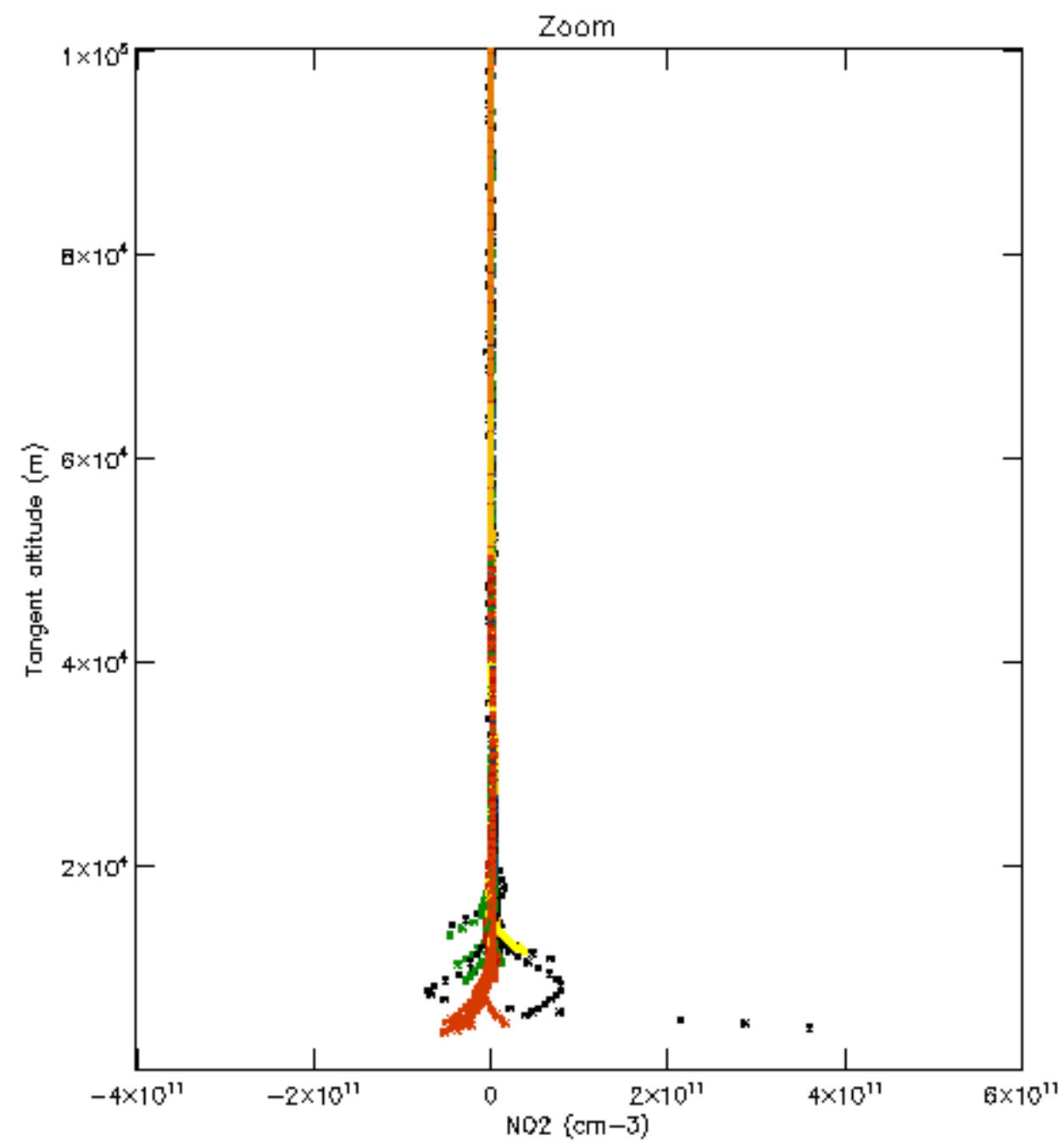
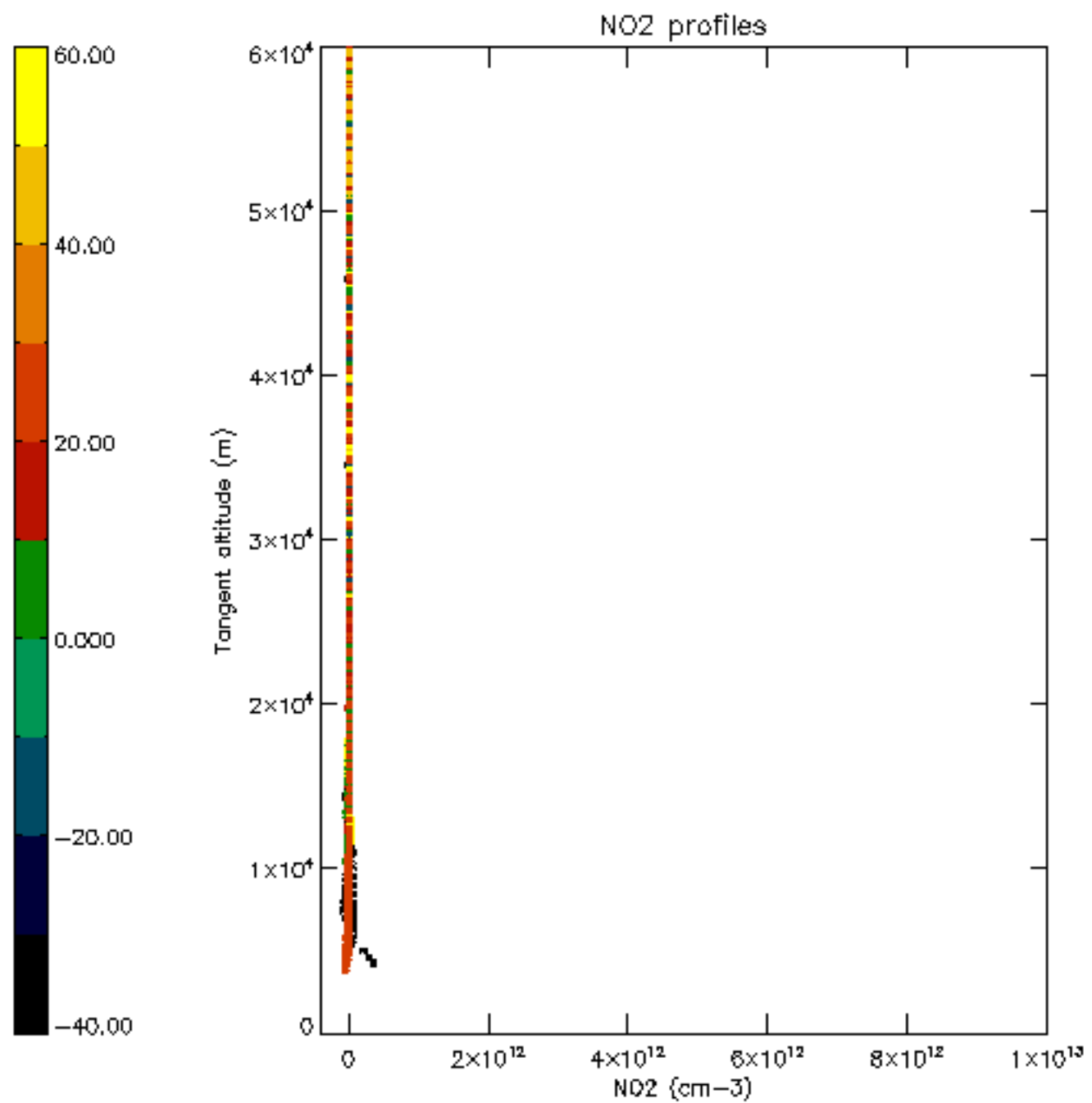


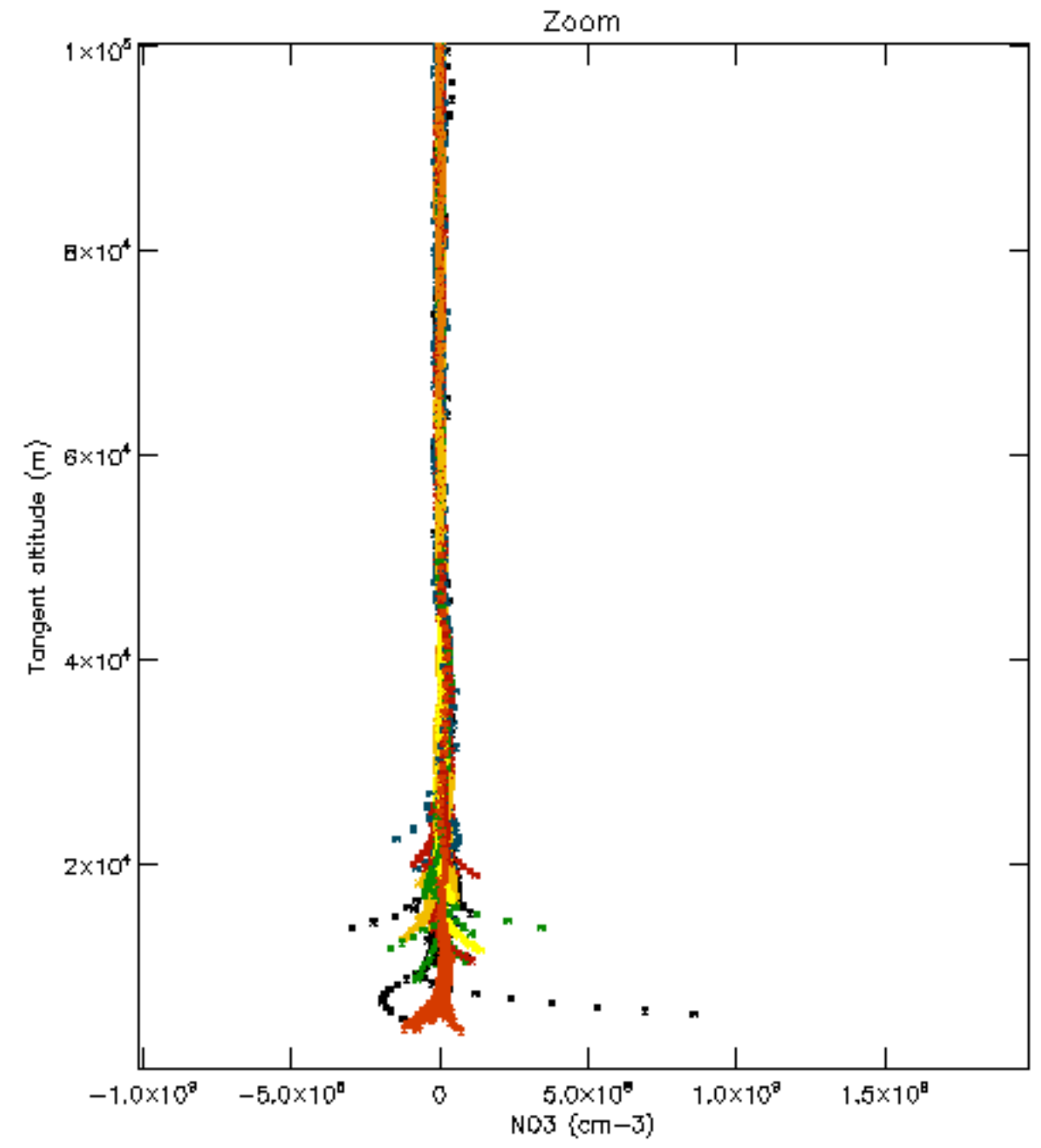
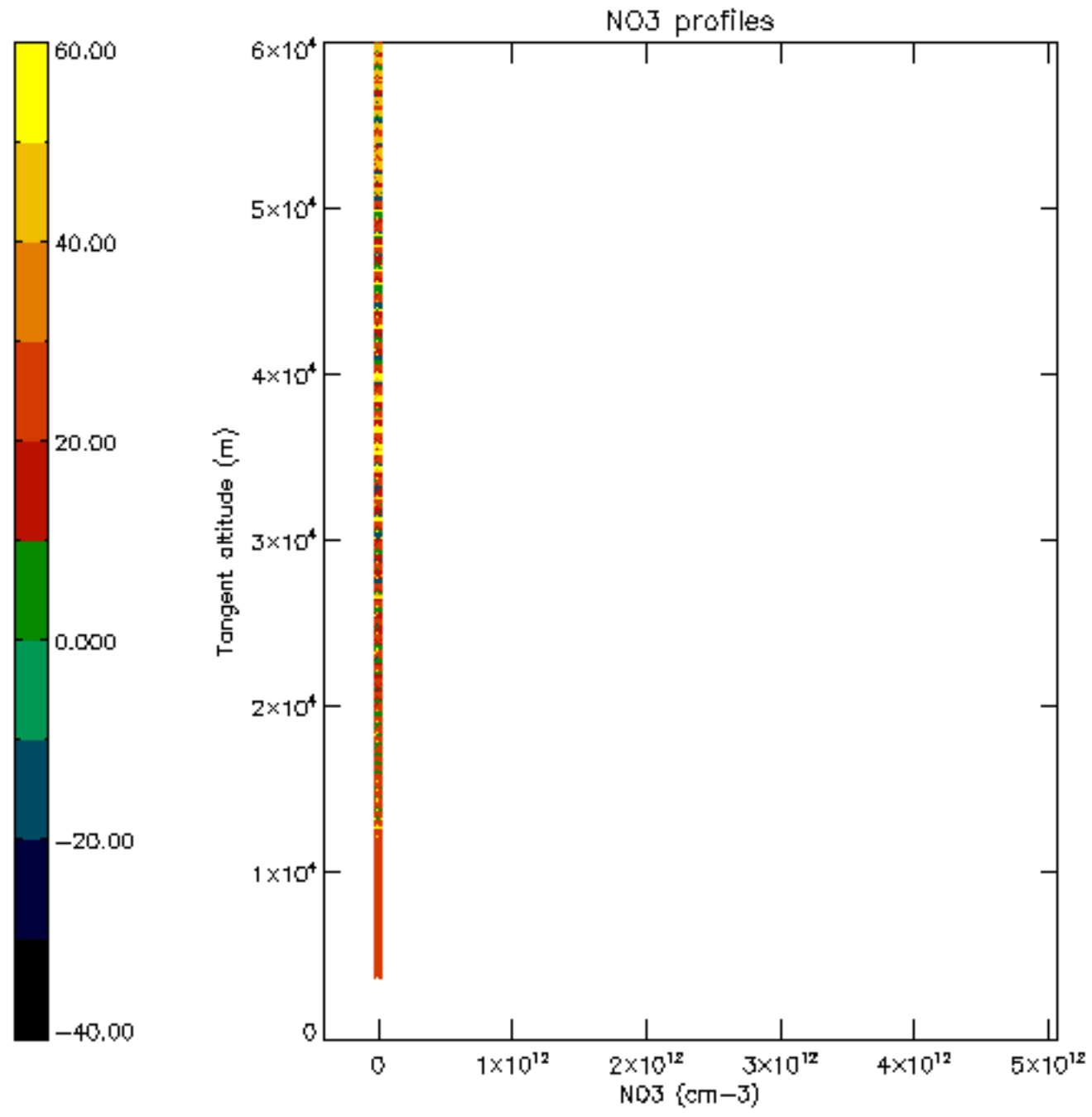


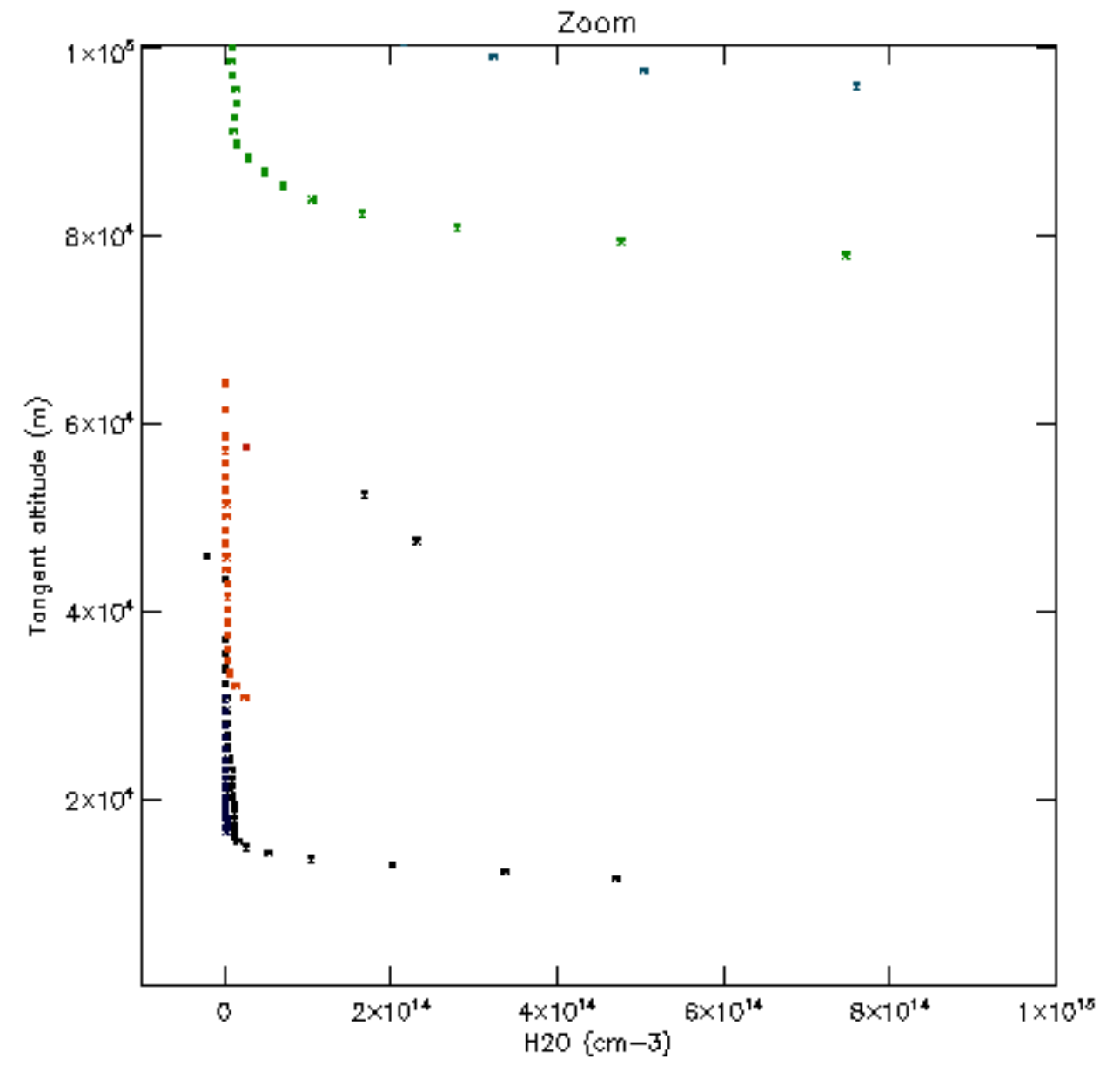
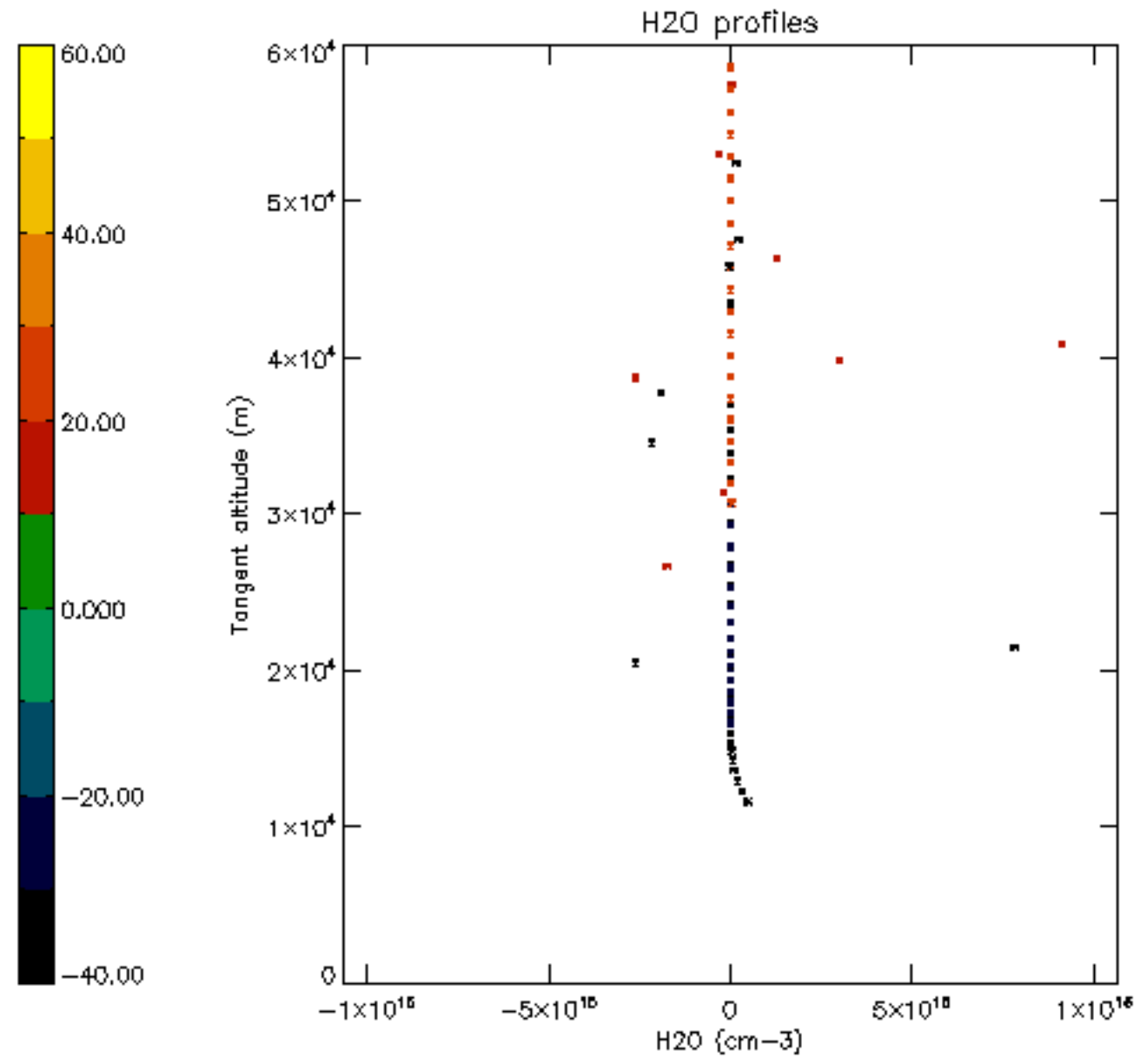


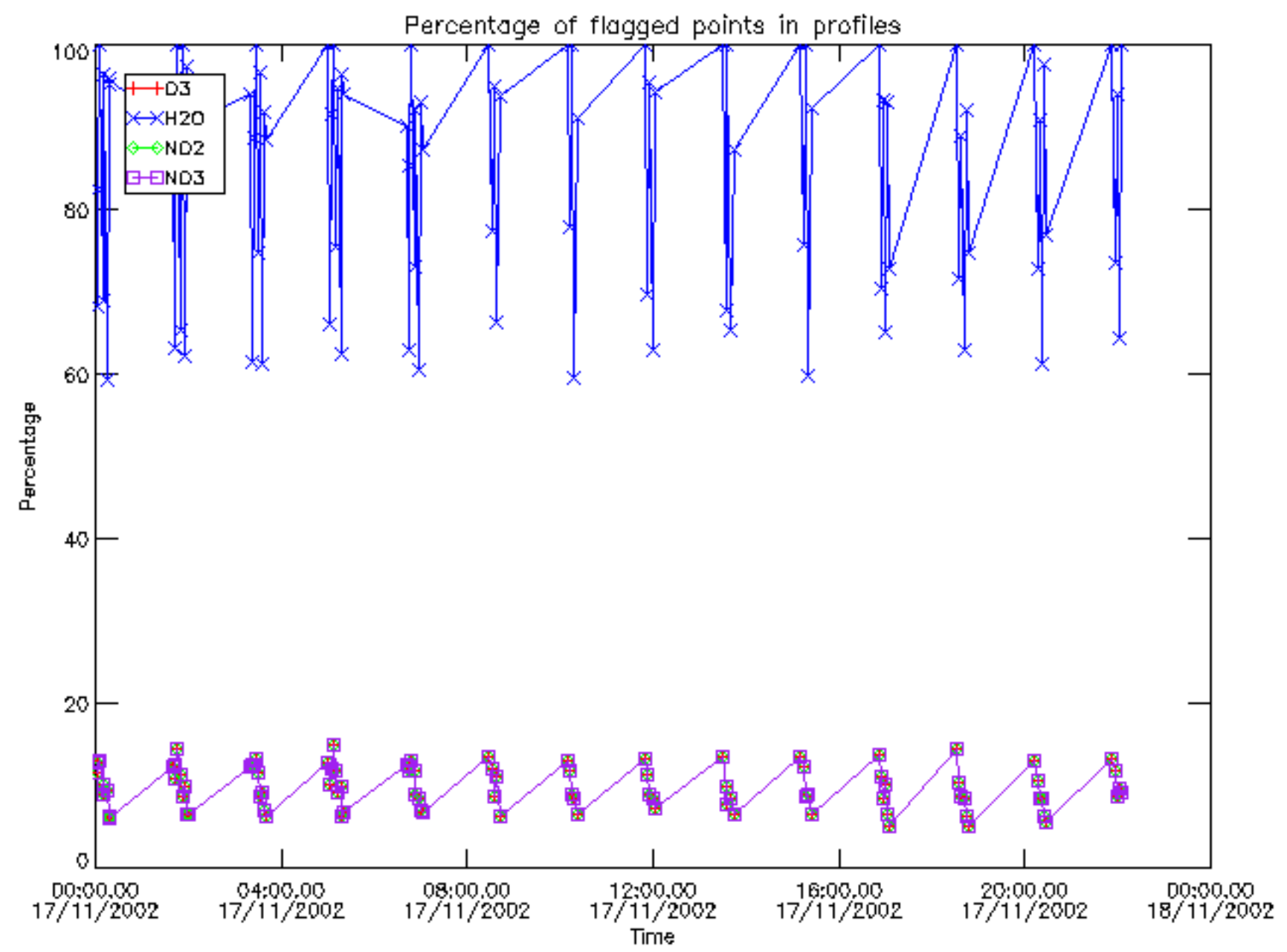




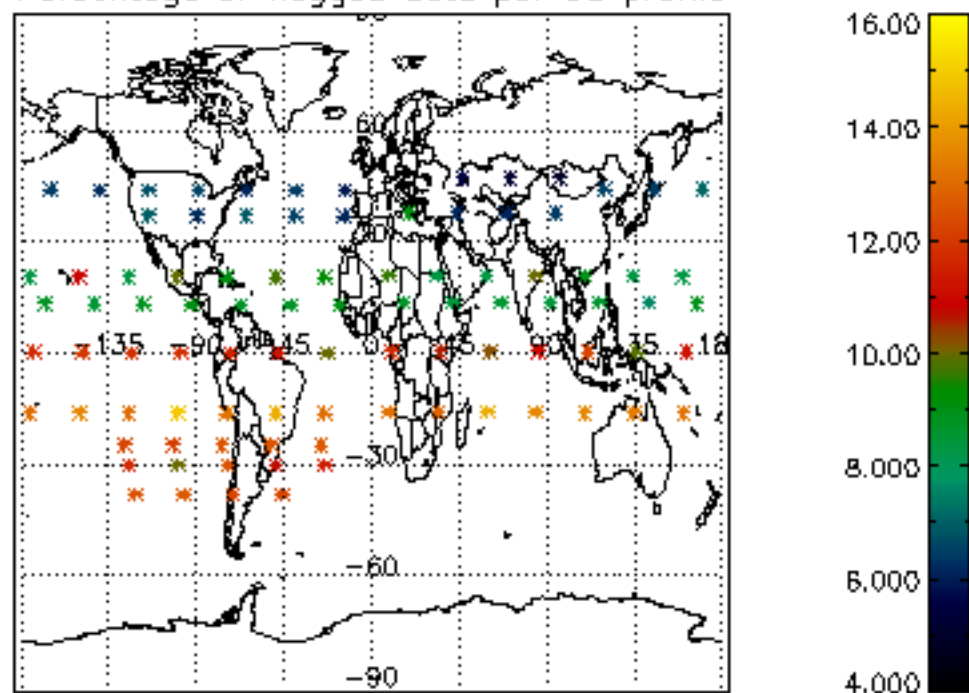




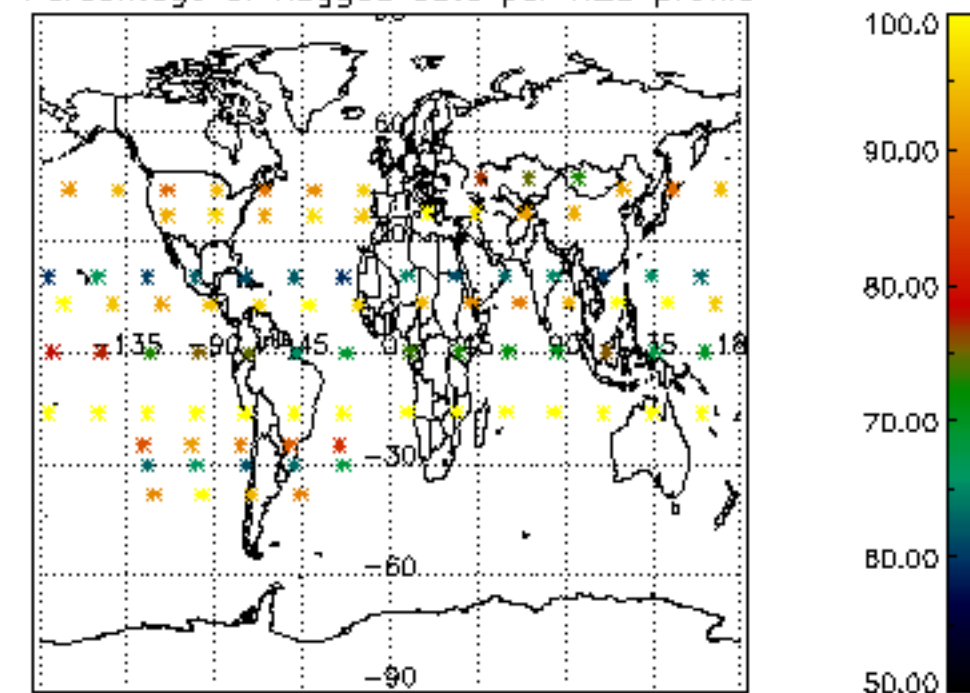




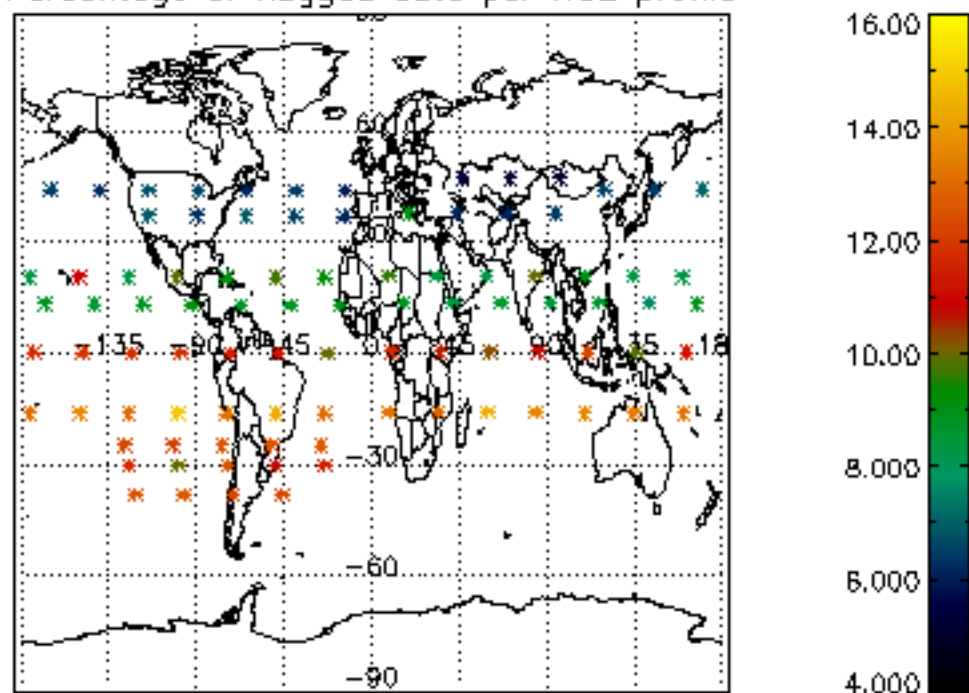
Percentage of flagged data per D3 profile



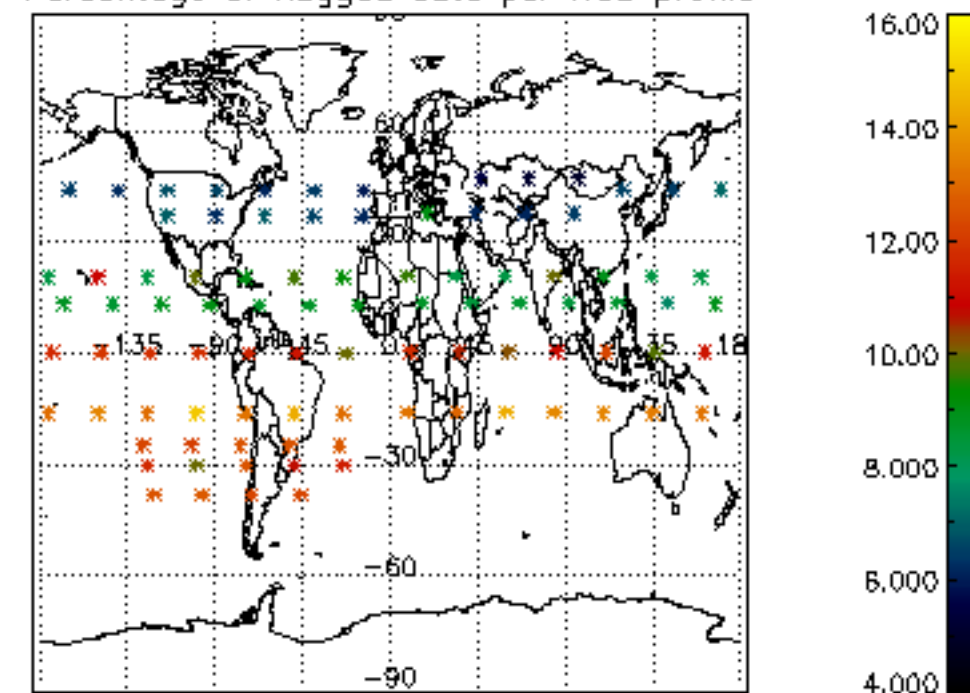
Percentage of flagged data per H2O profile

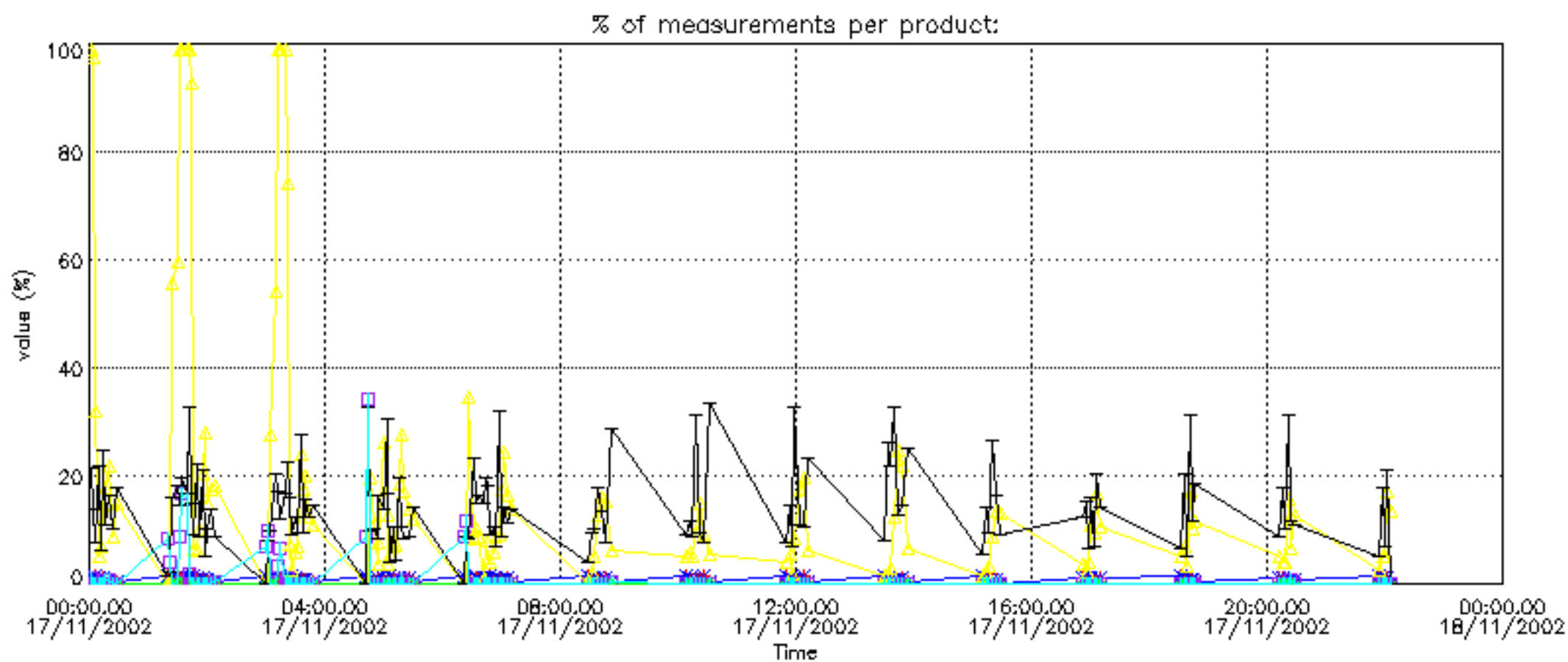


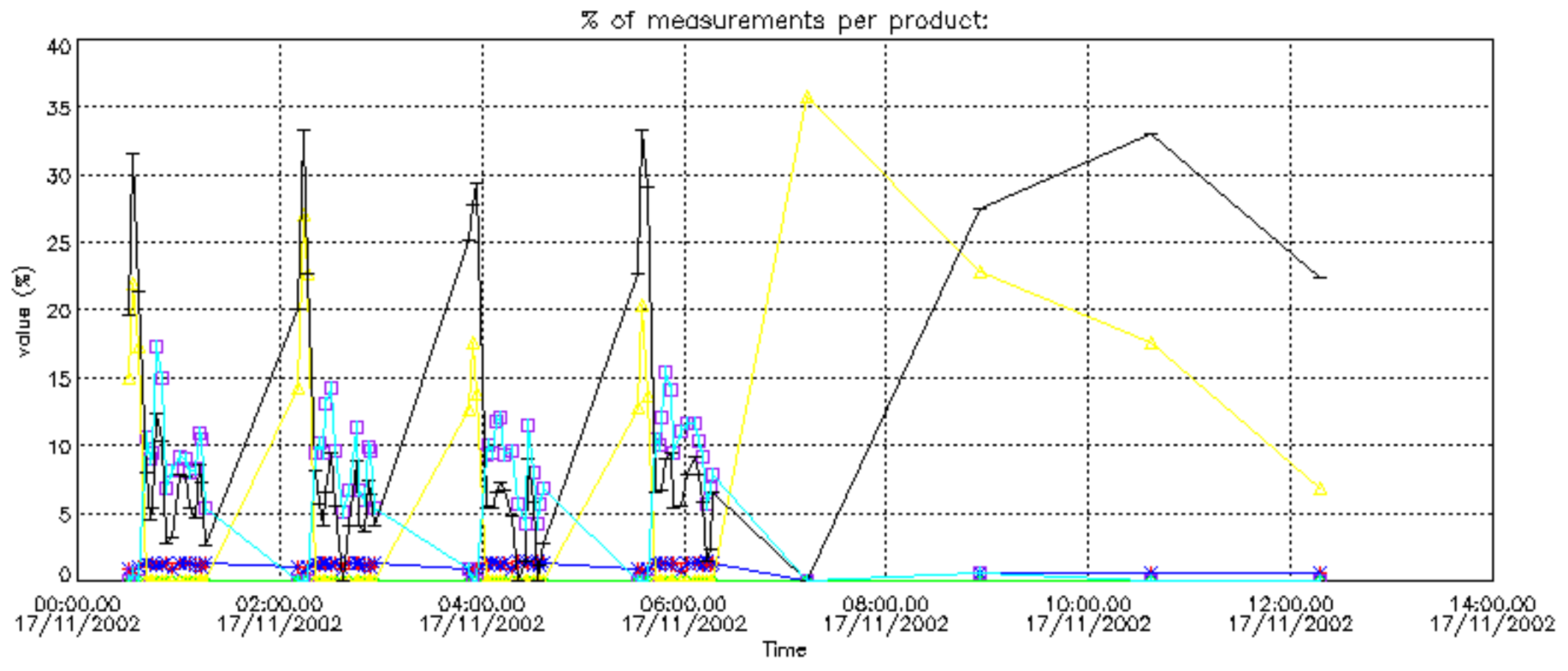
Percentage of flagged data per NO2 profile



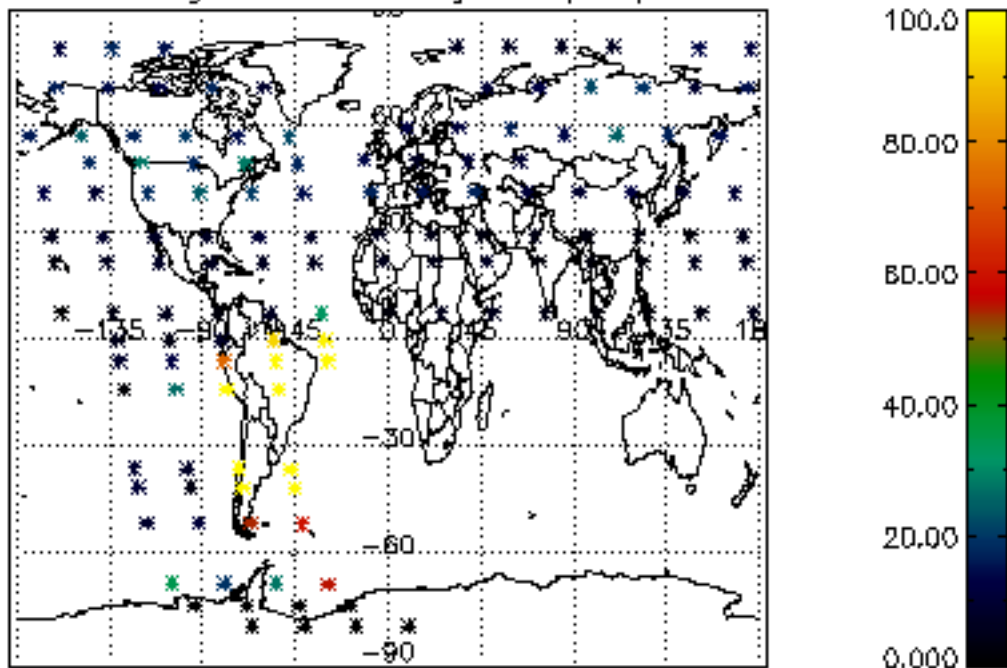
Percentage of flagged data per NO3 profile



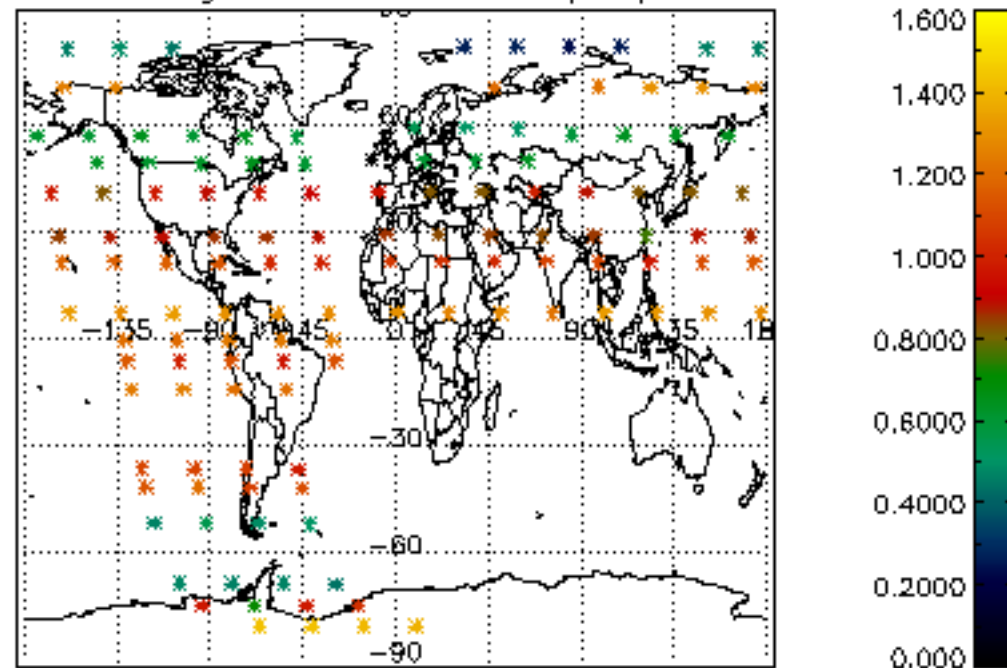




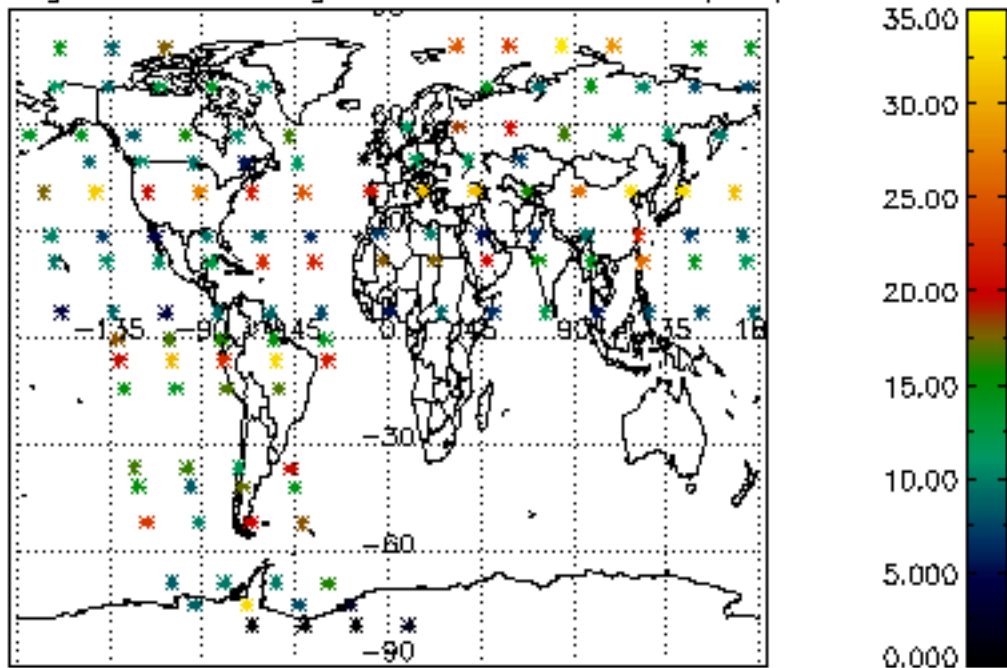
Percentage of cosmic ray hits per profile



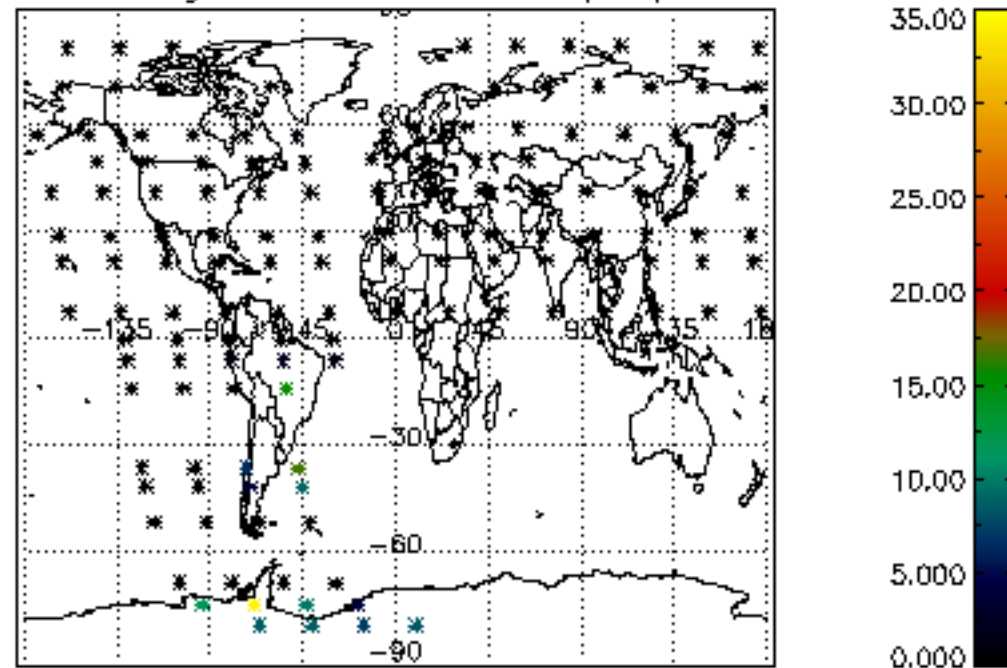
Percentage of datation errors per profile



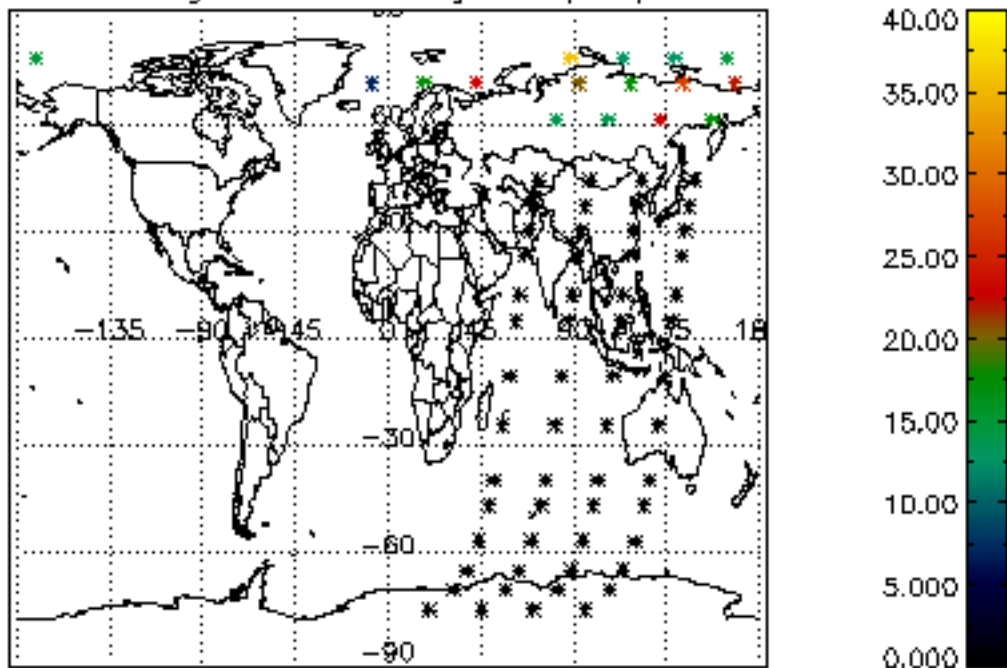
Percentage of star falling outside central band per profile



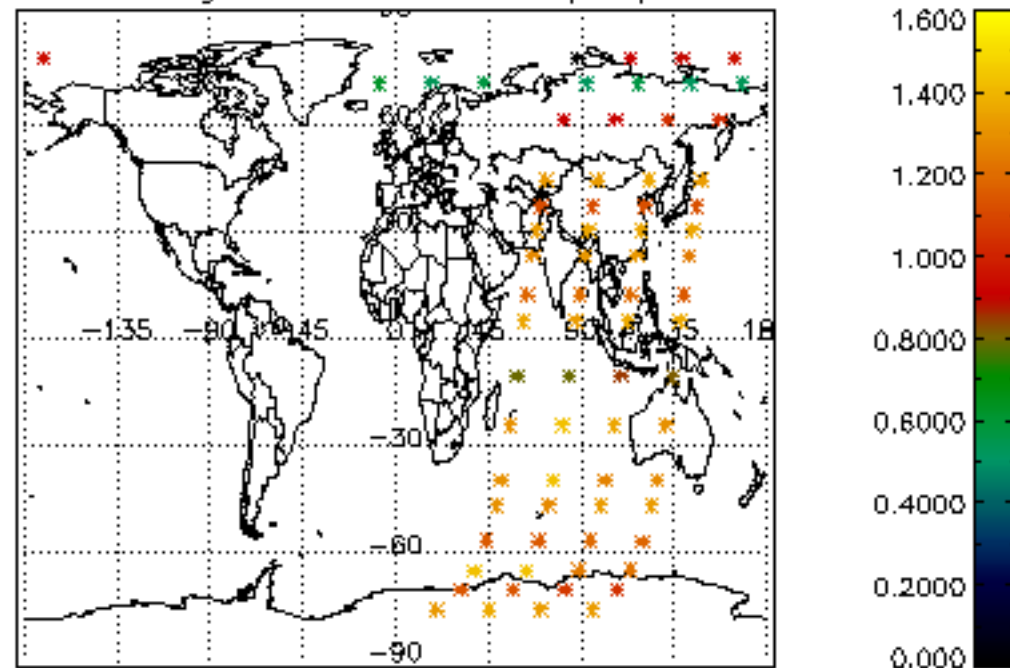
Percentage of saturation errors per profile



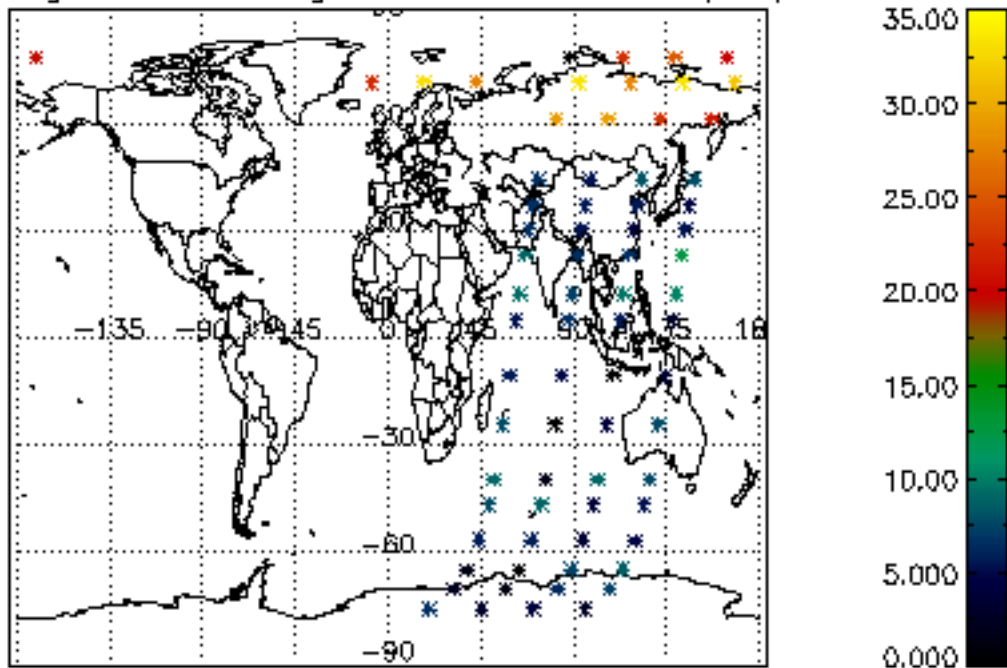
Percentage of cosmic ray hits per profile



Percentage of datation errors per profile



Percentage of star falling outside central band per profile



Percentage of saturation errors per profile

