

GOMOS Level 2 Daily Report

SUMMARY

[1. General Info](#)

[2. Summary of processed GOM_NL_2P products](#)

[3. Level 2 Quality information per product](#)

[3.1 Plot of level 2 quality information per product \(time dependant\)](#)

[3.2 Plot of level 2 quality information per product \(world map\)](#)

[4. Level 1 Quality information per product \(stored on level 2 products\)](#)

[4.1 Plot of level 1 quality information per product \(time dependant\)](#)

[4.1.1 Plot of level 1 quality information per product \(time dependant\): ASCENDING](#)

[4.1.2 Plot of level 1 quality information per product \(time dependant\): DESCENDING](#)

[4.2 Plot of level 1 quality information per product \(world map\)](#)

[4.2.1 Plot of level 1 quality information per product \(world map\): ASCENDING](#)

[4.2.2 Plot of level 1 quality information per product \(world map\): DESCENDING](#)

[5. Ozone profiles based on quality statistics and other trace gas profiles](#)

[5.1 Ozone statistics based on quality of products](#)

[5.2 Plot ozone profiles for all STD \(dark without errors\)](#)

[5.3 Plot ozone profiles where STD < 20% \(dark without errors\)](#)

[5.4. Plot ozone profiles where STD < 10% \(dark without errors\)](#)

[5.5. Plot ozone profiles where STD < 5% \(dark without errors\)](#)

[5.6 Plot NO2 profiles for all STD \(dark without errors\)](#)

[5.7 Plot NO3 profiles for all STD \(dark without errors\)](#)

[5.8 Plot H2O profiles \(only for occultations of stars 1,2,3,4,13,14,16,26,63 dark without errors\) for all STD](#)

[6. Auxiliary Data Files used for the production reported in section 2](#)

This report presents the daily analysis on parameters extracted from GOMOS level 2 data (GOM_NL__2P). It is intended to monitor some important parameters that will impact the quality of these products. A list of level 2 products (and content) that have arrived during the reporting day to the PCF is also given.

Item	Value
Time of report generation	17APR2013 20:17:46
Data source version	GOMOS/6.01
Start time of products	16-11-2002 (16NOV2002 00:00:00)
Stop time of products	17-11-2002 (17NOV2002 00:00:00)
Store outputs in DB	Yes
Nb of level 2 prods	380
Nb of prods with errors	12

2. Summary of processed GOM_NL__2P products.

Nr	Filename	UTC Start time	Limb	Duration	Star Id	Star Name	Star Mag	Star Temp	Nb Meas	Orbit	Prod. error
1	GOM_NL__2PRFIN20021116_000029_000000422011_00159_03720_1625.N1	16-NOV-2002 00:00:29	Bright	42.000	82	48Bet UMa	2.3650	10600.	84	3720	No
2	GOM_NL__2PRFIN20021116_000250_000000392011_00159_03720_1626.N1	16-NOV-2002 00:02:50	Bright	38.500	39	85Eta UMa	1.8540	24000.	77	3720	No
3	GOM_NL__2PRFIN20021116_000433_000000642011_00159_03720_1627.N1	16-NOV-2002 00:04:33	Bright	64.000	174	52Psi UMa	3.0040	4400.0	128	3720	No
4	GOM_NL__2PRFIN20021116_000619_000000372011_00159_03720_1628.N1	16-NOV-2002 00:06:19	Bright	37.000	152	12Alp2CVn	2.8900	11000.	74	3720	No
5	GOM_NL__2PRFIN20021116_001057_000000362011_00159_03720_1629.N1	16-NOV-2002 00:10:57	Bright	36.000	3	16Alp Boo	-0.050000	4250.0	72	3720	No
6	GOM_NL__2PRFIN20021116_001309_000000502011_00159_03720_1630.N1	16-NOV-2002 00:13:09	Bright	49.500	96	68Del Leo	2.5600	9300.0	99	3720	No
7	GOM_NL__2PRFIN20021116_001456_000001012011_00159_03720_1631.N1	16-NOV-2002 00:14:56	Twilight	101.00	166	17Eps Leo	2.9800	6000.0	202	3720	No
8	GOM_NL__2PRFIN20021116_001947_000000962011_00159_03720_1632.N1	16-NOV-2002 00:19:47	Twilight	95.500	22	32Alp Leo	1.3600	15200.	191	3720	No
9	GOM_NL__2PRFIN20021116_002253_000000492011_00159_03720_1633.N1	16-NOV-2002 00:22:53	Twilight	48.500	100	4Gam Crv	2.5800	13100.	97	3720	No
10	GOM_NL__2PRFIN20021116_002512_000002552011_00159_03720_1634.N1	16-NOV-2002 00:25:12	Dark	255.00	1015	Jupiter	0.0000	0.0000	510	3720	Yes
11	GOM_NL__2PRFIN20021116_003259_000000422011_00159_03720_1635.N1	16-NOV-2002 00:32:59	Dark	42.000	26	Gam Cru	1.6240	2900.0	84	3720	No
12	GOM_NL__2PRFIN20021116_003436_000000402011_00159_03720_1636.N1	16-NOV-2002 00:34:36	Dark	40.000	12	Alp1Cru	0.77500	30000.	80	3720	No
13	GOM_NL__2PRFIN20021116_003640_000000392011_00160_03721_1611.N1	16-NOV-2002 00:36:40	Dark	38.500	124	The Car	2.7640	30000.	77	3721	No
14	GOM_NL__2PRFIN20021116_004034_000000482011_00160_03721_1612.N1	16-NOV-2002 00:40:34	Dark	47.500	41	Eps Car	1.8600	4100.0	95	3721	No
15	GOM_NL__2PRFIN20021116_004226_000000552011_00160_03721_1613.N1	16-NOV-2002 00:42:26	Dark	55.000	70	Zet Pup	2.2460	39000.	110	3721	No
16	GOM_NL__2PRFIN20021116_004604_000000522011_00160_03721_1614.N1	16-NOV-2002 00:46:04	Dark	51.500	2	Alp Car	-0.73600	7000.0	103	3721	No
17	GOM_NL__2PRFIN20021116_004813_000000842011_00160_03721_1615.N1	16-NOV-2002 00:48:13	Dark	83.500	88	31Eta CMa	2.4480	20000.	167	3721	No
18	GOM_NL__2PRFIN20021116_005027_000000872011_00160_03721_1616.N1	16-NOV-2002 00:50:27	Dark	86.500	23	21Eps CMa	1.5020	26000.	173	3721	No
19	GOM_NL__2PRFIN20021116_005247_000000542011_00160_03721_1617.N1	16-NOV-2002 00:52:47	Dark	54.000	108	Alp Col	2.6520	15200.	108	3721	No
20	GOM_NL__2PRFIN20021116_005447_000000402011_00160_03721_1618.N1	16-NOV-2002 00:54:47	Straylight	39.500	157	The1Eri	2.9060	9300.0	79	3721	No
21	GOM_NL__2PRFIN20021116_005902_000001182011_00160_03721_1619.N1	16-NOV-2002 00:59:02	Straylight	118.00	47	2Bet CMa	1.9760	28000.	236	3721	No
22	GOM_NL__2PRFIN20021116_010441_000000852011_00160_03721_1620.N1	16-NOV-2002 01:04:41	Twilight	85.000	7	19Bet Ori	0.10000	14000.	170	3721	No
23	GOM_NL__2PRFIN20021116_010741_000000542011_00160_03721_1621.N1	16-NOV-2002 01:07:41	Twilight	53.500	94	92Alp Cet	2.5260	3100.0	107	3721	No
24	GOM_NL__2PRFIN20021116_011231_000000382011_00160_03721_1622.N1	16-NOV-2002 01:12:31	Bright	37.500	105	6Bet Ari	2.6450	8900.0	75	3721	No
25	GOM_NL__2PRFIN20021116_011442_000000472011_00160_03721_1623.N1	16-NOV-2002 01:14:42	Bright	46.500	146	25Eta Tau	2.8730	15200.	93	3721	No
26	GOM_NL__2PRFIN20021116_011629_000000382011_00160_03721_1624.N1	16-NOV-2002 01:16:29	Bright	37.500	173	4Bet Tri	3.0040	8900.0	75	3721	No
27	GOM_NL__2PRFIN20021116_011834_000000402011_00160_03721_1625.N1	16-NOV-2002 01:18:34	Bright	39.500	73	57Gam1And	2.2600	13100.	79	3721	No
28	GOM_NL__2PRFIN20021116_012140_000000432011_00160_03721_1626.N1	16-NOV-2002 01:21:40	Bright	43.000	35	33Alp Per	1.7950	6250.0	86	3721	No
29	GOM_NL__2PRFIN20021116_012337_000000362011_00160_03721_1627.N1	16-NOV-2002 01:23:37	Bright	36.000	110	37Del Cas	2.6780	8900.0	72	3721	No
30	GOM_NL__2PRFIN20021116_012519_000000572011_00160_03721_1628.N1	16-NOV-2002 01:25:19	Bright	57.000	6	13Alp Aur	0.080000	3400.0	114	3721	No
31	GOM_NL__2PRFIN20021116_012820_000000642011_00160_03721_1629.N1	16-NOV-2002 01:28:20	Bright	63.500	42	34Bet Aur	1.9000	10200.	127	3721	No
32	GOM_NL__2PRFIN20021116_013148_000000382011_00160_03721_1630.N1	16-NOV-2002 01:31:48	Bright	38.000	49	1Alp UMi	1.9900	6300.0	76	3721	No
33	GOM_NL__2PRFIN20021116_013609_000000402011_00160_03721_1631.N1	16-NOV-2002 01:36:09	Bright	40.000	60	7Bet UMi	2.0810	3950.0	80	3721	No
34	GOM_NL__2PRFIN20021116_013803_000000382011_00160_03721_1632.N1	16-NOV-2002 01:38:03	Bright	38.000	119	14Eta Dra	2.7270	4700.0	76	3721	No
35	GOM_NL__2PRFIN20021116_014105_000000432011_00160_03721_1633.N1	16-NOV-2002 01:41:05	Bright	42.500	82	48Bet UMa	2.3650	10600.	85	3721	No
36	GOM_NL__2PRFIN20021116_014326_000000372011_00160_03721_1634.N1	16-NOV-2002 01:43:26	Bright	37.000	39	85Eta UMa	1.8540	24000.	74	3721	No
37	GOM_NL__2PRFIN20021116_014508_000000452011_00160_03721_1635.N1	16-NOV-2002 01:45:08	Bright	45.000	174	52Psi UMa	3.0040	4400.0	90	3721	No
38	GOM_NL__2PRFIN20021116_014654_000000422011_00160_03721_1636.N1	16-NOV-2002 01:46:54	Bright	41.500	152	12Alp2CVn	2.8900	11000.	83	3721	No
39	GOM_NL__2PRFIN20021116_015133_000000352011_00160_03721_1637.N1	16-NOV-2002 01:51:33	Bright	35.000	3	16Alp Boo	-0.050000	4250.0	70	3721	No
40	GOM_NL__2PRFIN20021116_015346_000000482011_00160_03721_1638.N1	16-NOV-2002 01:53:46	Bright	48.000	96	68Del Leo	2.5600	9300.0	96	3721	No
41	GOM_NL__2PRFIN20021116_015533_000001072011_00160_03721_1639.N1	16-NOV-2002 01:55:33	Twilight	107.00	166	17Eps Leo	2.9800	6000.0	214	3721	No
42	GOM_NL__2PRFIN20021116_020024_000000872011_00160_03721_1640.N1	16-NOV-2002 02:00:24	Twilight	87.000	22	32Alp Leo	1.3600	15200.	174	3721	No

43	GOM_NL__2PRFIN20021116_020555_000002552011_00160_03721_1641.N1	16-NOV-2002 02:05:55	Dark	255.00	1015	Jupiter	0.0000	0.0000	510	3721	Yes
44	GOM_NL__2PRFIN20021116_021335_000000442011_00160_03721_1642.N1	16-NOV-2002 02:13:35	Dark	44.000	26	Gam Cru	1.6240	2900.0	88	3721	No
45	GOM_NL__2PRFIN20021116_021512_000000372011_00160_03721_1643.N1	16-NOV-2002 02:15:12	Dark	37.000	12	Alp1Cru	0.77500	30000.	74	3721	No
46	GOM_NL__2PRFIN20021116_021716_000000392011_00161_03722_1582.N1	16-NOV-2002 02:17:16	Dark	38.500	124	The Car	2.7640	30000.	77	3722	No
47	GOM_NL__2PRFIN20021116_022111_000000552011_00161_03722_1583.N1	16-NOV-2002 02:21:11	Dark	54.500	41	Eps Car	1.8600	4100.0	109	3722	No
48	GOM_NL__2PRFIN20021116_022303_000000562011_00161_03722_1584.N1	16-NOV-2002 02:23:03	Dark	56.000	70	Zet Pup	2.2460	39000.	112	3722	No
49	GOM_NL__2PRFIN20021116_022641_000000532011_00161_03722_1585.N1	16-NOV-2002 02:26:41	Dark	53.000	2	Alp Car	-0.73600	7000.0	106	3722	No
50	GOM_NL__2PRFIN20021116_022850_000000812011_00161_03722_1586.N1	16-NOV-2002 02:28:50	Dark	80.500	88	31Eta CMa	2.4480	20000.	161	3722	No
51	GOM_NL__2PRFIN20021116_023105_000000852011_00161_03722_1587.N1	16-NOV-2002 02:31:05	Dark	85.000	23	21Eps CMa	1.5020	26000.	170	3722	No
52	GOM_NL__2PRFIN20021116_023323_000000542011_00161_03722_1588.N1	16-NOV-2002 02:33:23	Dark	54.000	108	Alp Col	2.6520	15200.	108	3722	No
53	GOM_NL__2PRFIN20021116_023524_000000422011_00161_03722_1589.N1	16-NOV-2002 02:35:24	Straylight	42.000	157	The1Eri	2.9060	9300.0	84	3722	No
54	GOM_NL__2PRFIN20021116_023938_000001142011_00161_03722_1590.N1	16-NOV-2002 02:39:38	Straylight	113.50	47	2Bet CMa	1.9760	28000.	227	3722	No
55	GOM_NL__2PRFIN20021116_024517_000000862011_00161_03722_1591.N1	16-NOV-2002 02:45:17	Twi_and_stray	85.500	7	19Bet Ori	0.10000	14000.	171	3722	No
56	GOM_NL__2PRFIN20021116_024817_000000482011_00161_03722_1592.N1	16-NOV-2002 02:48:17	Twi_and_stray	48.000	94	92Alp Cet	2.5260	3100.0	96	3722	No
57	GOM_NL__2PRFIN20021116_025307_000000382011_00161_03722_1593.N1	16-NOV-2002 02:53:07	Bright	38.000	105	6Bet Ari	2.6450	8900.0	76	3722	No
58	GOM_NL__2PRFIN20021116_025518_000000472011_00161_03722_1594.N1	16-NOV-2002 02:55:18	Bright	46.500	146	25Eta Tau	2.8730	15200.	93	3722	No
59	GOM_NL__2PRFIN20021116_025706_000000382011_00161_03722_1595.N1	16-NOV-2002 02:57:06	Bright	38.000	173	4Bet Tri	3.0040	8900.0	76	3722	No
60	GOM_NL__2PRFIN20021116_025910_000000402011_00161_03722_1596.N1	16-NOV-2002 02:59:10	Bright	39.500	73	57Gam1And	2.2600	13100.	79	3722	No
61	GOM_NL__2PRFIN20021116_030217_000000422011_00161_03722_1597.N1	16-NOV-2002 03:02:17	Bright	41.500	35	33Alp Per	1.7950	6250.0	83	3722	No
62	GOM_NL__2PRFIN20021116_030413_000000372011_00161_03722_1598.N1	16-NOV-2002 03:04:13	Bright	37.000	110	37Del Cas	2.6780	8900.0	74	3722	No
63	GOM_NL__2PRFIN20021116_030554_000000562011_00161_03722_1599.N1	16-NOV-2002 03:05:54	Bright	55.500	6	13Alp Aur	0.080000	3400.0	111	3722	No
64	GOM_NL__2PRFIN20021116_030855_000000602011_00161_03722_1600.N1	16-NOV-2002 03:08:55	Bright	60.000	42	34Bet Aur	1.9000	10200.	120	3722	No
65	GOM_NL__2PRFIN20021116_031222_000000382011_00161_03722_1601.N1	16-NOV-2002 03:12:22	Bright	38.000	49	1Alp UMi	1.9900	6300.0	76	3722	No
66	GOM_NL__2PRFIN20021116_031646_000000402011_00161_03722_1602.N1	16-NOV-2002 03:16:46	Bright	39.500	60	7Bet UMi	2.0810	3950.0	79	3722	No
67	GOM_NL__2PRFIN20021116_031840_000000392011_00161_03722_1603.N1	16-NOV-2002 03:18:40	Bright	38.500	119	14Eta Dra	2.7270	4700.0	77	3722	No
68	GOM_NL__2PRFIN20021116_032142_000000442011_00161_03722_1604.N1	16-NOV-2002 03:21:42	Bright	44.000	82	48Bet UMa	2.3650	10600.	88	3722	No
69	GOM_NL__2PRFIN20021116_032402_000000362011_00161_03722_1605.N1	16-NOV-2002 03:24:02	Bright	35.500	39	85Eta UMa	1.8540	24000.	71	3722	No
70	GOM_NL__2PRFIN20021116_032544_000000482011_00161_03722_1606.N1	16-NOV-2002 03:25:44	Bright	47.500	174	52Psi UMa	3.0040	4400.0	95	3722	No
71	GOM_NL__2PRFIN20021116_032729_000000412011_00161_03722_1607.N1	16-NOV-2002 03:27:29	Bright	41.000	152	12Alp2CVn	2.8900	11000.	82	3722	No
72	GOM_NL__2PRFIN20021116_033209_000000352011_00161_03722_1608.N1	16-NOV-2002 03:32:09	Bright	35.000	3	16Alp Boo	-0.050000	4250.0	70	3722	No
73	GOM_NL__2PRFIN20021116_033422_000000502011_00161_03722_1609.N1	16-NOV-2002 03:34:22	Bright	49.500	96	68Del Leo	2.5600	9300.0	99	3722	No
74	GOM_NL__2PRFIN20021116_033610_000001092011_00161_03722_1610.N1	16-NOV-2002 03:36:10	Twi_and_stray	109.00	166	17Eps Leo	2.9800	6000.0	218	3722	No
75	GOM_NL__2PRFIN20021116_034102_000001032011_00161_03722_1611.N1	16-NOV-2002 03:41:02	Twi_and_stray	102.50	22	32Alp Leo	1.3600	15200.	205	3722	No
76	GOM_NL__2PRFIN20021116_034408_000000442011_00161_03722_1612.N1	16-NOV-2002 03:44:08	Twi_and_stray	44.000	100	4Gam Crv	2.5800	13100.	88	3722	No
77	GOM_NL__2PRFIN20021116_034639_000002552011_00161_03722_1613.N1	16-NOV-2002 03:46:39	Dark	255.00	1015	Jupiter	0.0000	0.0000	510	3722	Yes
78	GOM_NL__2PRFIN20021116_035411_000000502011_00161_03722_1614.N1	16-NOV-2002 03:54:11	Dark	50.000	26	Gam Cru	1.6240	2900.0	100	3722	No
79	GOM_NL__2PRFIN20021116_035548_000000422011_00161_03722_1615.N1	16-NOV-2002 03:55:48	Dark	41.500	12	Alp1Cru	0.77500	30000.	83	3722	No
80	GOM_NL__2PRFIN20021116_035752_000000402011_00162_03723_1599.N1	16-NOV-2002 03:57:52	Dark	39.500	124	The Car	2.7640	30000.	79	3723	No
81	GOM_NL__2PRFIN20021116_040147_000000552011_00162_03723_1600.N1	16-NOV-2002 04:01:47	Dark	55.000	41	Eps Car	1.8600	4100.0	110	3723	No
82	GOM_NL__2PRFIN20021116_040339_000000592011_00162_03723_1601.N1	16-NOV-2002 04:03:39	Dark	59.000	70	Zet Pup	2.2460	39000.	118	3723	No
83	GOM_NL__2PRFIN20021116_040716_000000522011_00162_03723_1602.N1	16-NOV-2002 04:07:16	Dark	52.000	2	Alp Car	-0.73600	7000.0	104	3723	No
84	GOM_NL__2PRFIN20021116_040927_000000812011_00162_03723_1603.N1	16-NOV-2002 04:09:27	Dark	81.000	88	31Eta CMa	2.4480	20000.	162	3723	No
85	GOM_NL__2PRFIN20021116_041142_000000852011_00162_03723_1604.N1	16-NOV-2002 04:11:42	Dark	85.000	23	21Eps CMa	1.5020	26000.	170	3723	No
86	GOM_NL__2PRFIN20021116_041400_000000562011_00162_03723_1605.N1	16-NOV-2002 04:14:00	Dark	56.000	108	Alp Col	2.6520	15200.	112	3723	No
87	GOM_NL__2PRFIN20021116_041600_000000402011_00162_03723_1606.N1	16-NOV-2002 04:16:00	Straylight	40.000	157	The1Eri	2.9060	9300.0	80	3723	No
88	GOM_NL__2PRFIN20021116_042014_000001122011_00162_03723_1607.N1	16-NOV-2002 04:20:14	Straylight	111.50	47	2Bet CMa	1.9760	28000.	223	3723	No
89	GOM_NL__2PRFIN20021116_042552_000000892011_00162_03723_1608.N1	16-NOV-2002 04:25:52	Twi_and_stray	88.500	7	19Bet Ori	0.10000	14000.	177	3723	No
90	GOM_NL__2PRFIN20021116_042853_000000562011_00162_03723_1609.N1	16-NOV-2002 04:28:53	Twi_and_stray	56.000	94	92Alp Cet	2.5260	3100.0	112	3723	No
91	GOM_NL__2PRFIN20021116_043342_000000392011_00162_03723_1610.N1	16-NOV-2002 04:33:42	Bright	39.000	105	6Bet Ari	2.6450	8900.0	78	3723	No
92	GOM_NL__2PRFIN20021116_043553_000000472011_00162_03723_1611.N1	16-NOV-2002 04:35:53	Bright	47.000	146	25Eta Tau	2.8730	15200.	94	3723	No
93	GOM_NL__2PRFIN20021116_043741_000000382011_00162_03723_1612.N1	16-NOV-2002 04:37:41	Bright	38.000	173	4Bet Tri	3.0040	8900.0	76	3723	No
94	GOM_NL__2PRFIN20021116_043946_000000392011_00162_03723_1613.N1	16-NOV-2002 04:39:46	Bright	38.500	73	57Gam1And	2.2600	13100.	77	3723	No
95	GOM_NL__2PRFIN20021116_044251_000000442011_00162_03723_1614.N1	16-NOV-2002 04:42:51	Bright	43.500	35	33Alp Per	1.7950	6250.0	87	3723	No
96	GOM_NL__2PRFIN20021116_044450_000000372011_00162_03723_1615.N1	16-NOV-2002 04:44:50	Bright	36.500	110	37Del Cas	2.6780	8900.0	73	3723	No
97	GOM_NL__2PRFIN20021116_044627_000000582011_00162_03723_1616.N1	16-NOV-2002 04:46:27	Bright	58.000	6	13Alp Aur	0.080000	3400.0	116	3723	No
98	GOM_NL__2PRFIN20021116_044929_000000642011_00162_03723_1617.N1	16-NOV-2002 04:49:29	Bright	64.000	42	34Bet Aur	1.9000	10200.	128	3723	No
99	GOM_NL__2PRFIN20021116_045259_000000392011_00162_03723_1618.N1	16-NOV-2002 04:52:59	Bright	39.000	49	1Alp UMi	1.9900	6300.0	78	3723	No
100	GOM_NL__2PRFIN20021116_045721_000000372011_00162_03723_1619.N1	16-NOV-2002 04:57:21	Bright	36.500	60	7Bet UMi	2.0810	3950.0	73	3723	No
101	GOM_NL__2PRFIN20021116_045916_000000392011_00162_03723_1620.N1	16-NOV-2002 04:59:16	Bright	38.500	119	14Eta Dra	2.7270	4700.0	77	3723	No

102	GOM_NL__2PRFIN20021116_050217_000000442011_00162_03723_1621.N1	16-NOV-2002 05:02:17	Bright	43.500	82	48Bet UMa	2.3650	10600.	87	3723	No
103	GOM_NL__2PRFIN20021116_050438_000000362011_00162_03723_1622.N1	16-NOV-2002 05:04:38	Bright	35.500	39	85Eta UMa	1.8540	24000.	71	3723	No
104	GOM_NL__2PRFIN20021116_050620_000000442011_00162_03723_1623.N1	16-NOV-2002 05:06:20	Bright	44.000	174	52Psi UMa	3.0040	4400.0	88	3723	No
105	GOM_NL__2PRFIN20021116_050807_000000382011_00162_03723_1624.N1	16-NOV-2002 05:08:07	Bright	37.500	152	12Alp2CVn	2.8900	11000.	75	3723	No
106	GOM_NL__2PRFIN20021116_051245_000000362011_00162_03723_1625.N1	16-NOV-2002 05:12:45	Bright	36.000	3	16Alp Boo	-0.050000	4250.0	72	3723	No
107	GOM_NL__2PRFIN20021116_051459_000000572011_00162_03723_1626.N1	16-NOV-2002 05:14:59	Bright	56.500	96	68Del Leo	2.5600	9300.0	113	3723	No
108	GOM_NL__2PRFIN20021116_051647_000001062011_00162_03723_1627.N1	16-NOV-2002 05:16:47	Twi_and_stray	106.00	166	17Eps Leo	2.9800	6000.0	212	3723	No
109	GOM_NL__2PRFIN20021116_052139_000000942011_00162_03723_1628.N1	16-NOV-2002 05:21:39	Twi_and_stray	93.500	22	32Alp Leo	1.3600	15200.	187	3723	No
110	GOM_NL__2PRFIN20021116_052445_000000462011_00162_03723_1629.N1	16-NOV-2002 05:24:45	Twi_and_stray	46.000	100	4Gam Crv	2.5800	13100.	92	3723	No
111	GOM_NL__2PRFIN20021116_052723_000002552011_00162_03723_1630.N1	16-NOV-2002 05:27:23	Dark	255.00	1015	Jupiter	0.0000	0.0000	510	3723	Yes
112	GOM_NL__2PRFIN20021116_053447_000000442011_00162_03723_1631.N1	16-NOV-2002 05:34:47	Dark	44.000	26	Gam Cru	1.6240	2900.0	88	3723	No
113	GOM_NL__2PRFIN20021116_053625_000000422011_00162_03723_1632.N1	16-NOV-2002 05:36:25	Dark	41.500	12	Alp1Cru	0.77500	30000.	83	3723	No
114	GOM_NL__2PRFIN20021116_053828_000000392011_00163_03724_1582.N1	16-NOV-2002 05:38:28	Dark	38.500	124	The Car	2.7640	30000.	77	3724	No
115	GOM_NL__2PRFIN20021116_054223_000000582011_00163_03724_1583.N1	16-NOV-2002 05:42:23	Dark	58.000	41	Eps Car	1.8600	4100.0	116	3724	No
116	GOM_NL__2PRFIN20021116_054416_000000592011_00163_03724_1584.N1	16-NOV-2002 05:44:16	Dark	58.500	70	Zet Pup	2.2460	39000.	117	3724	No
117	GOM_NL__2PRFIN20021116_054753_000000532011_00163_03724_1585.N1	16-NOV-2002 05:47:53	Dark	52.500	2	Alp Car	-0.73600	7000.0	105	3724	No
118	GOM_NL__2PRFIN20021116_055004_000000852011_00163_03724_1586.N1	16-NOV-2002 05:50:04	Dark	85.000	88	31Eta CMa	2.4480	20000.	170	3724	No
119	GOM_NL__2PRFIN20021116_055219_000000862011_00163_03724_1587.N1	16-NOV-2002 05:52:19	Dark	85.500	23	21Eps CMa	1.5020	26000.	171	3724	No
120	GOM_NL__2PRFIN20021116_055435_000000582011_00163_03724_1588.N1	16-NOV-2002 05:54:35	Dark	57.500	108	Alp Col	2.6520	15200.	115	3724	No
121	GOM_NL__2PRFIN20021116_055636_000000402011_00163_03724_1589.N1	16-NOV-2002 05:56:36	Straylight	40.000	157	The1Eri	2.9060	9300.0	80	3724	No
122	GOM_NL__2PRFIN20021116_060050_000001152011_00163_03724_1590.N1	16-NOV-2002 06:00:50	Straylight	114.50	47	2Bet CMa	1.9760	28000.	229	3724	No
123	GOM_NL__2PRFIN20021116_060628_000000962011_00163_03724_1591.N1	16-NOV-2002 06:06:28	Twi_and_stray	95.500	7	19Bet Ori	0.10000	14000.	191	3724	No
124	GOM_NL__2PRFIN20021116_060928_000000532011_00163_03724_1592.N1	16-NOV-2002 06:09:28	Twi_and_stray	52.500	94	92Alp Cet	2.5260	3100.0	105	3724	No
125	GOM_NL__2PRFIN20021116_061418_000000392011_00163_03724_1593.N1	16-NOV-2002 06:14:18	Bright	39.000	105	6Bet Ari	2.6450	8900.0	78	3724	No
126	GOM_NL__2PRFIN20021116_061628_000000462011_00163_03724_1594.N1	16-NOV-2002 06:16:28	Bright	46.000	146	25Eta Tau	2.8730	15200.	92	3724	No
127	GOM_NL__2PRFIN20021116_061817_000000382011_00163_03724_1595.N1	16-NOV-2002 06:18:17	Bright	38.000	173	4Bet Tri	3.0040	8900.0	76	3724	No
128	GOM_NL__2PRFIN20021116_062021_000000402011_00163_03724_1596.N1	16-NOV-2002 06:20:21	Bright	39.500	73	57Gam1And	2.2600	13100.	79	3724	No
129	GOM_NL__2PRFIN20021116_062325_000000462011_00163_03724_1597.N1	16-NOV-2002 06:23:25	Bright	45.500	35	33Alp Per	1.7950	6250.0	91	3724	No
130	GOM_NL__2PRFIN20021116_062525_000000372011_00163_03724_1598.N1	16-NOV-2002 06:25:25	Bright	36.500	110	37Del Cas	2.6780	8900.0	73	3724	No
131	GOM_NL__2PRFIN20021116_062702_000000562011_00163_03724_1599.N1	16-NOV-2002 06:27:02	Bright	56.000	6	13Alp Aur	0.080000	3400.0	112	3724	No
132	GOM_NL__2PRFIN20021116_063004_000000632011_00163_03724_1600.N1	16-NOV-2002 06:30:04	Bright	62.500	42	34Bet Aur	1.9000	10200.	125	3724	No
133	GOM_NL__2PRFIN20021116_063336_000000382011_00163_03724_1601.N1	16-NOV-2002 06:33:36	Bright	38.000	49	1Alp UMi	1.9900	6300.0	76	3724	No
134	GOM_NL__2PRFIN20021116_063758_000000402011_00163_03724_1602.N1	16-NOV-2002 06:37:58	Bright	40.000	60	7Bet UMi	2.0810	3950.0	80	3724	No
135	GOM_NL__2PRFIN20021116_063952_000000392011_00163_03724_1603.N1	16-NOV-2002 06:39:52	Bright	39.000	119	14Eta Dra	2.7270	4700.0	78	3724	No
136	GOM_NL__2PRFIN20021116_064253_000000442011_00163_03724_1604.N1	16-NOV-2002 06:42:53	Bright	44.000	82	48Bet UMa	2.3650	10600.	88	3724	No
137	GOM_NL__2PRFIN20021116_064515_000000522011_00163_03724_1605.N1	16-NOV-2002 06:45:15	Bright	52.000	39	85Eta UMa	1.8540	24000.	104	3724	No
138	GOM_NL__2PRFIN20021116_064656_000000582011_00163_03724_1606.N1	16-NOV-2002 06:46:56	Bright	57.500	174	52Psi UMa	3.0040	4400.0	115	3724	No
139	GOM_NL__2PRFIN20021116_064843_000000372011_00163_03724_1607.N1	16-NOV-2002 06:48:43	Bright	37.000	152	12Alp2CVn	2.8900	11000.	74	3724	No
140	GOM_NL__2PRFIN20021116_065322_000000362011_00163_03724_1608.N1	16-NOV-2002 06:53:22	Bright	35.500	3	16Alp Boo	-0.050000	4250.0	71	3724	No
141	GOM_NL__2PRFIN20021116_065536_000000502011_00163_03724_1609.N1	16-NOV-2002 06:55:36	Bright	49.500	96	68Del Leo	2.5600	9300.0	99	3724	No
142	GOM_NL__2PRFIN20021116_065724_000001042011_00163_03724_1610.N1	16-NOV-2002 06:57:24	Twi_and_stray	104.00	166	17Eps Leo	2.9800	6000.0	208	3724	No
143	GOM_NL__2PRFIN20021116_070217_000000942011_00163_03724_1611.N1	16-NOV-2002 07:02:17	Twi_and_stray	93.500	22	32Alp Leo	1.3600	15200.	187	3724	No
144	GOM_NL__2PRFIN20021116_070522_000000422011_00163_03724_1612.N1	16-NOV-2002 07:05:22	Twi_and_stray	41.500	100	4Gam Crv	2.5800	13100.	83	3724	No
145	GOM_NL__2PRFIN20021116_070806_000002552011_00163_03724_1613.N1	16-NOV-2002 07:08:06	Dark	255.00	1015	Jupiter	0.0000	0.0000	510	3724	Yes
146	GOM_NL__2PRFIN20021116_071524_000000432011_00163_03724_1614.N1	16-NOV-2002 07:15:24	Dark	42.500	26	Gam Cru	1.6240	2900.0	85	3724	No
147	GOM_NL__2PRFIN20021116_071700_000000442011_00163_03724_1615.N1	16-NOV-2002 07:17:00	Dark	43.500	12	Alp1Cru	0.77500	30000.	87	3724	No
148	GOM_NL__2PRFIN20021116_071905_000000392011_00164_03725_1605.N1	16-NOV-2002 07:19:05	Dark	38.500	124	The Car	2.7640	30000.	77	3725	No
149	GOM_NL__2PRFIN20021116_072300_000000452011_00164_03725_1606.N1	16-NOV-2002 07:23:00	Dark	45.000	41	Eps Car	1.8600	4100.0	90	3725	No
150	GOM_NL__2PRFIN20021116_072454_000000572011_00164_03725_1607.N1	16-NOV-2002 07:24:54	Dark	57.000	70	Zet Pup	2.2460	39000.	114	3725	No
151	GOM_NL__2PRFIN20021116_072830_000000612011_00164_03725_1608.N1	16-NOV-2002 07:28:30	Dark	61.000	2	Alp Car	-0.73600	7000.0	122	3725	No
152	GOM_NL__2PRFIN20021116_073042_000000822011_00164_03725_1609.N1	16-NOV-2002 07:30:42	Dark	81.500	88	31Eta CMa	2.4480	20000.	163	3725	No
153	GOM_NL__2PRFIN20021116_073257_000000812011_00164_03725_1610.N1	16-NOV-2002 07:32:57	Dark	81.000	23	21Eps CMa	1.5020	26000.	162	3725	No
154	GOM_NL__2PRFIN20021116_073513_000000522011_00164_03725_1611.N1	16-NOV-2002 07:35:13	Dark	52.000	108	Alp Col	2.6520	15200.	104	3725	No
155	GOM_NL__2PRFIN20021116_073712_000000422011_00164_03725_1612.N1	16-NOV-2002 07:37:12	Straylight	42.000	157	The1Eri	2.9060	9300.0	84	3725	No
156	GOM_NL__2PRFIN20021116_074210_000001732011_00164_03725_1613.N1	16-NOV-2002 07:42:10	Straylight	172.50	1	9Alp CMa	-1.4400	11000.	345	3725	No
157	GOM_NL__2PRFIN20021116_074703_000000892011_00164_03725_1614.N1	16-NOV-2002 07:47:03	Dark	89.000	7	19Bet Ori	0.10000	14000.	178	3725	Yes
158	GOM_NL__2PRFIN20021116_075004_000000532011_00164_03725_1615.N1	16-NOV-2002 07:50:04	Twi_and_stray	52.500	94	92Alp Cet	2.5260	3100.0	105	3725	No
159	GOM_NL__2PRFIN20021116_075455_000000392011_00164_03725_1616.N1	16-NOV-2002 07:54:55	Bright	38.500	105	6Bet Ari	2.6450	8900.0	77	3725	No
160	GOM_NL__2PRFIN20021116_075704_000000472011_00164_03725_1617.N1	16-NOV-2002 07:57:04	Bright	46.500	146	25Eta Tau	2.8730	15200.	93	3725	No

161	GOM_NL__2PRFIN20021116_075853_000000382011_00164_03725_1618.N1	16-NOV-2002 07:58:53	Bright	37.500	173	4Bet Tri	3.0040	8900.0	75	3725	No
162	GOM_NL__2PRFIN20021116_080058_000000392011_00164_03725_1619.N1	16-NOV-2002 08:00:58	Bright	38.500	73	57Gam1And	2.2600	13100.	77	3725	No
163	GOM_NL__2PRFIN20021116_080402_000000442011_00164_03725_1620.N1	16-NOV-2002 08:04:02	Bright	44.000	35	33Alp Per	1.7950	6250.0	88	3725	No
164	GOM_NL__2PRFIN20021116_080601_000000372011_00164_03725_1621.N1	16-NOV-2002 08:06:01	Bright	36.500	110	37Del Cas	2.6780	8900.0	73	3725	No
165	GOM_NL__2PRFIN20021116_080739_000000742011_00164_03725_1622.N1	16-NOV-2002 08:07:39	Bright	74.000	6	13Alp Aur	0.080000	3400.0	148	3725	No
166	GOM_NL__2PRFIN20021116_081038_000000622011_00164_03725_1623.N1	16-NOV-2002 08:10:38	Bright	61.500	42	34Bet Aur	1.9000	10200.	123	3725	No
167	GOM_NL__2PRFIN20021116_081412_000000362011_00164_03725_1624.N1	16-NOV-2002 08:14:12	Bright	36.000	49	1Alp UMi	1.9900	6300.0	72	3725	No
168	GOM_NL__2PRFIN20021116_081834_000000362011_00164_03725_1625.N1	16-NOV-2002 08:18:34	Bright	35.500	60	7Bet UMi	2.0810	3950.0	71	3725	No
169	GOM_NL__2PRFIN20021116_082029_000000392011_00164_03725_1626.N1	16-NOV-2002 08:20:29	Bright	38.500	119	14Eta Dra	2.7270	4700.0	77	3725	No
170	GOM_NL__2PRFIN20021116_082329_000000432011_00164_03725_1627.N1	16-NOV-2002 08:23:29	Bright	43.000	82	48Bet UMa	2.3650	10600.	86	3725	No
171	GOM_NL__2PRFIN20021116_082551_000000382011_00164_03725_1628.N1	16-NOV-2002 08:25:51	Bright	38.000	39	85Eta UMa	1.8540	24000.	76	3725	No
172	GOM_NL__2PRFIN20021116_082732_000000442011_00164_03725_1629.N1	16-NOV-2002 08:27:32	Bright	44.000	174	52Psi UMa	3.0040	4400.0	88	3725	No
173	GOM_NL__2PRFIN20021116_082920_000000362011_00164_03725_1630.N1	16-NOV-2002 08:29:20	Bright	36.000	152	12Alp2CVn	2.8900	11000.	72	3725	No
174	GOM_NL__2PRFIN20021116_083358_000000362011_00164_03725_1631.N1	16-NOV-2002 08:33:58	Bright	35.500	3	16Alp Boo	-0.050000	4250.0	71	3725	No
175	GOM_NL__2PRFIN20021116_083612_000000512011_00164_03725_1632.N1	16-NOV-2002 08:36:12	Bright	50.500	96	68Del Leo	2.5600	9300.0	101	3725	No
176	GOM_NL__2PRFIN20021116_083802_000001102011_00164_03725_1633.N1	16-NOV-2002 08:38:02	Tw_i_and_stray	110.00	166	17Eps Leo	2.9800	6000.0	220	3725	No
177	GOM_NL__2PRFIN20021116_084254_000000882011_00164_03725_1634.N1	16-NOV-2002 08:42:54	Tw_i_and_stray	88.000	22	32Alp Leo	1.3600	15200.	176	3725	No
178	GOM_NL__2PRFIN20021116_084559_000000432011_00164_03725_1635.N1	16-NOV-2002 08:45:59	Tw_i_and_stray	42.500	100	4Gam Crv	2.5800	13100.	85	3725	No
179	GOM_NL__2PRFIN20021116_084851_000002552011_00164_03725_1636.N1	16-NOV-2002 08:48:51	Dark	255.00	1015	Jupiter	0.0000	0.0000	510	3725	Yes
180	GOM_NL__2PRFIN20021116_085444_000000402011_00164_03725_1637.N1	16-NOV-2002 08:54:44	Dark	39.500	99	Del Cen	2.5750	26000.	79	3725	No
181	GOM_NL__2PRFIN20021116_085600_000000472011_00164_03725_1638.N1	16-NOV-2002 08:56:00	Dark	46.500	26	Gam Cru	1.6240	2900.0	93	3725	No
182	GOM_NL__2PRFIN20021116_085737_000000472011_00164_03725_1639.N1	16-NOV-2002 08:57:37	Dark	47.000	12	Alp1Cru	0.77500	30000.	94	3725	No
183	GOM_NL__2PRFIN20021116_085941_000000392011_00165_03726_1598.N1	16-NOV-2002 08:59:41	Dark	38.500	124	The Car	2.7640	30000.	77	3726	No
184	GOM_NL__2PRFIN20021116_090336_000000452011_00165_03726_1599.N1	16-NOV-2002 09:03:36	Dark	45.000	41	Eps Car	1.8600	4100.0	90	3726	No
185	GOM_NL__2PRFIN20021116_090531_000000562011_00165_03726_1600.N1	16-NOV-2002 09:05:31	Dark	55.500	70	Zet Pup	2.2460	39000.	111	3726	No
186	GOM_NL__2PRFIN20021116_090907_000000502011_00165_03726_1601.N1	16-NOV-2002 09:09:07	Dark	50.000	2	Alp Car	-0.73600	7000.0	100	3726	No
187	GOM_NL__2PRFIN20021116_091120_000000802011_00165_03726_1602.N1	16-NOV-2002 09:11:20	Dark	80.000	88	31Eta CMa	2.4480	20000.	160	3726	No
188	GOM_NL__2PRFIN20021116_091334_000000882011_00165_03726_1603.N1	16-NOV-2002 09:13:34	Dark	87.500	23	21Eps CMa	1.5020	26000.	175	3726	No
189	GOM_NL__2PRFIN20021116_091549_000000582011_00165_03726_1604.N1	16-NOV-2002 09:15:49	Dark	58.000	108	Alp Col	2.6520	15200.	116	3726	No
190	GOM_NL__2PRFIN20021116_091748_000000402011_00165_03726_1605.N1	16-NOV-2002 09:17:48	Straylight	40.000	157	The1Eri	2.9060	9300.0	80	3726	No
191	GOM_NL__2PRFIN20021116_092246_000002122011_00165_03726_1606.N1	16-NOV-2002 09:22:46	Tw_i_and_stray	212.00	1	9Alp CMa	-1.4400	11000.	424	3726	No
192	GOM_NL__2PRFIN20021116_092738_000000882011_00165_03726_1607.N1	16-NOV-2002 09:27:38	Tw_i_and_stray	88.000	7	19Bet Ori	0.10000	14000.	176	3726	No
193	GOM_NL__2PRFIN20021116_093040_000000482011_00165_03726_1608.N1	16-NOV-2002 09:30:40	Tw_i_and_stray	48.000	94	92Alp Cet	2.5260	3100.0	96	3726	No
194	GOM_NL__2PRFIN20021116_093531_000000392011_00165_03726_1609.N1	16-NOV-2002 09:35:31	Bright	38.500	105	6Bet Ari	2.6450	8900.0	77	3726	No
195	GOM_NL__2PRFIN20021116_093739_000000472011_00165_03726_1610.N1	16-NOV-2002 09:37:39	Bright	46.500	146	25Eta Tau	2.8730	15200.	93	3726	No
196	GOM_NL__2PRFIN20021116_093929_000000382011_00165_03726_1611.N1	16-NOV-2002 09:39:29	Bright	38.000	173	4Bet Tri	3.0040	8900.0	76	3726	No
197	GOM_NL__2PRFIN20021116_094134_000000372011_00165_03726_1612.N1	16-NOV-2002 09:41:34	Bright	36.500	73	57Gam1And	2.2600	13100.	73	3726	No
198	GOM_NL__2PRFIN20021116_094438_000000432011_00165_03726_1613.N1	16-NOV-2002 09:44:38	Bright	42.500	35	33Alp Per	1.7950	6250.0	85	3726	No
199	GOM_NL__2PRFIN20021116_094638_000000372011_00165_03726_1614.N1	16-NOV-2002 09:46:38	Bright	37.000	110	37Del Cas	2.6780	8900.0	74	3726	No
200	GOM_NL__2PRFIN20021116_094813_000000582011_00165_03726_1615.N1	16-NOV-2002 09:48:13	Bright	57.500	6	13Alp Aur	0.080000	3400.0	115	3726	No
201	GOM_NL__2PRFIN20021116_095113_000000622011_00165_03726_1616.N1	16-NOV-2002 09:51:13	Bright	61.500	42	34Bet Aur	1.9000	10200.	123	3726	No
202	GOM_NL__2PRFIN20021116_095448_000000392011_00165_03726_1617.N1	16-NOV-2002 09:54:48	Bright	38.500	49	1Alp UMi	1.9900	6300.0	77	3726	No
203	GOM_NL__2PRFIN20021116_095910_000000392011_00165_03726_1618.N1	16-NOV-2002 09:59:10	Bright	39.000	60	7Bet UMi	2.0810	3950.0	78	3726	No
204	GOM_NL__2PRFIN20021116_100105_000000382011_00165_03726_1619.N1	16-NOV-2002 10:01:05	Bright	38.000	119	14Eta Dra	2.7270	4700.0	76	3726	No
205	GOM_NL__2PRFIN20021116_100404_000000432011_00165_03726_1620.N1	16-NOV-2002 10:04:04	Bright	42.500	82	48Bet UMa	2.3650	10600.	85	3726	No
206	GOM_NL__2PRFIN20021116_100628_000000352011_00165_03726_1621.N1	16-NOV-2002 10:06:28	Bright	35.000	39	85Eta UMa	1.8540	24000.	70	3726	No
207	GOM_NL__2PRFIN20021116_100808_000000472011_00165_03726_1622.N1	16-NOV-2002 10:08:08	Bright	46.500	174	52Psi UMa	3.0040	4400.0	93	3726	No
208	GOM_NL__2PRFIN20021116_100955_000000382011_00165_03726_1623.N1	16-NOV-2002 10:09:55	Bright	38.000	152	12Alp2CVn	2.8900	11000.	76	3726	No
209	GOM_NL__2PRFIN20021116_101434_000000352011_00165_03726_1624.N1	16-NOV-2002 10:14:34	Bright	35.000	3	16Alp Boo	-0.050000	4250.0	70	3726	No
210	GOM_NL__2PRFIN20021116_101648_000000502011_00165_03726_1625.N1	16-NOV-2002 10:16:48	Bright	50.000	96	68Del Leo	2.5600	9300.0	100	3726	No
211	GOM_NL__2PRFIN20021116_101839_000001012011_00165_03726_1626.N1	16-NOV-2002 10:18:39	Tw_i_and_stray	100.50	166	17Eps Leo	2.9800	6000.0	201	3726	No
212	GOM_NL__2PRFIN20021116_102332_000000972011_00165_03726_1627.N1	16-NOV-2002 10:23:32	Tw_i_and_stray	97.000	22	32Alp Leo	1.3600	15200.	194	3726	No
213	GOM_NL__2PRFIN20021116_102635_000000422011_00165_03726_1628.N1	16-NOV-2002 10:26:35	Tw_i_and_stray	42.000	100	4Gam Crv	2.5800	13100.	84	3726	No
214	GOM_NL__2PRFIN20021116_102937_000002552011_00165_03726_1629.N1	16-NOV-2002 10:29:37	Dark	255.00	1015	Jupiter	0.0000	0.0000	510	3726	Yes
215	GOM_NL__2PRFIN20021116_103520_000000402011_00165_03726_1630.N1	16-NOV-2002 10:35:20	Dark	39.500	99	Del Cen	2.5750	26000.	79	3726	No
216	GOM_NL__2PRFIN20021116_103636_000000452011_00165_03726_1631.N1	16-NOV-2002 10:36:36	Dark	45.000	26	Gam Cru	1.6240	2900.0	90	3726	No
217	GOM_NL__2PRFIN20021116_103813_000000422011_00165_03726_1632.N1	16-NOV-2002 10:38:13	Dark	42.000	12	Alp1Cru	0.77500	30000.	84	3726	No
218	GOM_NL__2PRFIN20021116_104017_000000392011_00166_03727_1621.N1	16-NOV-2002 10:40:17	Dark	39.000	124	The Car	2.7640	30000.	78	3727	No
219	GOM_NL__2PRFIN20021116_104413_000000432011_00166_03727_1622.N1	16-NOV-2002 10:44:13	Dark	43.000	41	Eps Car	1.8600	4100.0	86	3727	No

220	GOM_NL__2PRFIN20021116_104609_000000572011_00166_03727_1623.N1	16-NOV-2002 10:46:09	Dark	57.000	70	Zet Pup	2.2460	39000.	114	3727	No
221	GOM_NL__2PRFIN20021116_104944_000000612011_00166_03727_1624.N1	16-NOV-2002 10:49:44	Dark	61.000	2	Alp Car	-0.73600	7000.0	122	3727	No
222	GOM_NL__2PRFIN20021116_105157_000000832011_00166_03727_1625.N1	16-NOV-2002 10:51:57	Dark	82.500	88	31Eta CMa	2.4480	20000.	165	3727	No
223	GOM_NL__2PRFIN20021116_105411_000000852011_00166_03727_1626.N1	16-NOV-2002 10:54:11	Dark	85.000	23	21Eps CMa	1.5020	26000.	170	3727	No
224	GOM_NL__2PRFIN20021116_105626_000000572011_00166_03727_1627.N1	16-NOV-2002 10:56:26	Dark	56.500	108	Alp Col	2.6520	15200.	113	3727	No
225	GOM_NL__2PRFIN20021116_105825_000000382011_00166_03727_1628.N1	16-NOV-2002 10:58:25	Straylight	38.000	157	The1Eri	2.9060	9300.0	76	3727	No
226	GOM_NL__2PRFIN20021116_110323_000002112011_00166_03727_1629.N1	16-NOV-2002 11:03:23	Twilight_and_stray	210.50	1	9Alp CMa	-1.4400	11000.	421	3727	No
227	GOM_NL__2PRFIN20021116_110815_000000952011_00166_03727_1630.N1	16-NOV-2002 11:08:15	Twilight_and_stray	95.000	7	19Bet Ori	0.10000	14000.	190	3727	No
228	GOM_NL__2PRFIN20021116_111116_000000522011_00166_03727_1631.N1	16-NOV-2002 11:11:16	Twilight_and_stray	51.500	94	92Alp Cet	2.5260	3100.0	103	3727	No
229	GOM_NL__2PRFIN20021116_111607_000000392011_00166_03727_1632.N1	16-NOV-2002 11:16:07	Bright	39.000	105	6Bet Ari	2.6450	8900.0	78	3727	No
230	GOM_NL__2PRFIN20021116_111816_000000452011_00166_03727_1633.N1	16-NOV-2002 11:18:16	Bright	44.500	146	25Eta Tau	2.8730	15200.	89	3727	No
231	GOM_NL__2PRFIN20021116_112005_000000382011_00166_03727_1634.N1	16-NOV-2002 11:20:05	Bright	37.500	173	4Bet Tri	3.0040	8900.0	75	3727	No
232	GOM_NL__2PRFIN20021116_112210_000000382011_00166_03727_1635.N1	16-NOV-2002 11:22:10	Bright	38.000	73	57Gam1And	2.2600	13100.	76	3727	No
233	GOM_NL__2PRFIN20021116_112514_000000442011_00166_03727_1636.N1	16-NOV-2002 11:25:14	Bright	43.500	35	33Alp Per	1.7950	6250.0	87	3727	No
234	GOM_NL__2PRFIN20021116_112713_000000372011_00166_03727_1637.N1	16-NOV-2002 11:27:13	Bright	36.500	110	37Del Cas	2.6780	8900.0	73	3727	No
235	GOM_NL__2PRFIN20021116_112849_000000592011_00166_03727_1638.N1	16-NOV-2002 11:28:49	Bright	58.500	6	13Alp Aur	0.080000	3400.0	117	3727	No
236	GOM_NL__2PRFIN20021116_113148_000000612011_00166_03727_1639.N1	16-NOV-2002 11:31:48	Bright	60.500	42	34Bet Aur	1.9000	10200.	121	3727	No
237	GOM_NL__2PRFIN20021116_113524_000000372011_00166_03727_1640.N1	16-NOV-2002 11:35:24	Bright	37.000	49	1Alp UMi	1.9900	6300.0	74	3727	No
238	GOM_NL__2PRFIN20021116_113947_000000382011_00166_03727_1641.N1	16-NOV-2002 11:39:47	Bright	38.000	60	7Bet UMi	2.0810	3950.0	76	3727	No
239	GOM_NL__2PRFIN20021116_114142_000000382011_00166_03727_1642.N1	16-NOV-2002 11:41:42	Bright	37.500	119	14Eta Dra	2.7270	4700.0	75	3727	No
240	GOM_NL__2PRFIN20021116_114440_000000432011_00166_03727_1643.N1	16-NOV-2002 11:44:40	Bright	43.000	82	48Bet UMa	2.3650	10600.	86	3727	No
241	GOM_NL__2PRFIN20021116_114704_000000372011_00166_03727_1644.N1	16-NOV-2002 11:47:04	Bright	36.500	39	85Eta UMa	1.8540	24000.	73	3727	No
242	GOM_NL__2PRFIN20021116_114844_000000482011_00166_03727_1645.N1	16-NOV-2002 11:48:44	Bright	47.500	174	52Psi UMa	3.0040	4400.0	95	3727	No
243	GOM_NL__2PRFIN20021116_115032_000000372011_00166_03727_1646.N1	16-NOV-2002 11:50:32	Bright	37.000	152	12Alp2CVn	2.8900	11000.	74	3727	No
244	GOM_NL__2PRFIN20021116_115510_000000352011_00166_03727_1647.N1	16-NOV-2002 11:55:10	Bright	34.500	3	16Alp Boo	-0.050000	4250.0	69	3727	No
245	GOM_NL__2PRFIN20021116_115725_000000512011_00166_03727_1648.N1	16-NOV-2002 11:57:25	Bright	50.500	96	68Del Leo	2.5600	9300.0	101	3727	No
246	GOM_NL__2PRFIN20021116_115916_000001012011_00166_03727_1649.N1	16-NOV-2002 11:59:16	Twilight_and_stray	101.00	166	17Eps Leo	2.9800	6000.0	202	3727	No
247	GOM_NL__2PRFIN20021116_120409_000000972011_00166_03727_1650.N1	16-NOV-2002 12:04:09	Twilight_and_stray	96.500	22	32Alp Leo	1.3600	15200.	193	3727	No
248	GOM_NL__2PRFIN20021116_120711_000000422011_00166_03727_1651.N1	16-NOV-2002 12:07:11	Twilight_and_stray	42.000	100	4Gam Crv	2.5800	13100.	84	3727	No
249	GOM_NL__2PRFIN20021116_121022_000002552011_00166_03727_1652.N1	16-NOV-2002 12:10:22	Dark	255.00	1015	Jupiter	0.0000	0.0000	510	3727	Yes
250	GOM_NL__2PRFIN20021116_121557_000000392011_00166_03727_1653.N1	16-NOV-2002 12:15:57	Dark	38.500	99	Del Cen	2.5750	26000.	77	3727	No
251	GOM_NL__2PRFIN20021116_121712_000000482011_00166_03727_1654.N1	16-NOV-2002 12:17:12	Dark	48.000	26	Gam Cru	1.6240	2900.0	96	3727	No
252	GOM_NL__2PRFIN20021116_121849_000000432011_00166_03727_1655.N1	16-NOV-2002 12:18:49	Dark	43.000	12	Alp1Cru	0.77500	30000.	86	3727	No
253	GOM_NL__2PRFIN20021116_122054_000000402011_00167_03728_1621.N1	16-NOV-2002 12:20:54	Dark	39.500	124	The Car	2.7640	30000.	79	3728	No
254	GOM_NL__2PRFIN20021116_122450_000000452011_00167_03728_1622.N1	16-NOV-2002 12:24:50	Dark	45.000	41	Eps Car	1.8600	4100.0	90	3728	No
255	GOM_NL__2PRFIN20021116_122645_000000592011_00167_03728_1623.N1	16-NOV-2002 12:26:45	Dark	59.000	70	Zet Pup	2.2460	39000.	118	3728	No
256	GOM_NL__2PRFIN20021116_123020_000000612011_00167_03728_1624.N1	16-NOV-2002 12:30:20	Dark	61.000	2	Alp Car	-0.73600	7000.0	122	3728	No
257	GOM_NL__2PRFIN20021116_123235_000000782011_00167_03728_1625.N1	16-NOV-2002 12:32:35	Dark	77.500	88	31Eta CMa	2.4480	20000.	155	3728	No
258	GOM_NL__2PRFIN20021116_123448_000000852011_00167_03728_1626.N1	16-NOV-2002 12:34:48	Dark	84.500	23	21Eps CMa	1.5020	26000.	169	3728	No
259	GOM_NL__2PRFIN20021116_123703_000000542011_00167_03728_1627.N1	16-NOV-2002 12:37:03	Dark	53.500	108	Alp Col	2.6520	15200.	107	3728	No
260	GOM_NL__2PRFIN20021116_123901_000000422011_00167_03728_1628.N1	16-NOV-2002 12:39:01	Straylight	42.000	157	The1Eri	2.9060	9300.0	84	3728	No
261	GOM_NL__2PRFIN20021116_124359_000001962011_00167_03728_1629.N1	16-NOV-2002 12:43:59	Straylight	195.50	1	9Alp CMa	-1.4400	11000.	391	3728	No
262	GOM_NL__2PRFIN20021116_124850_000000952011_00167_03728_1630.N1	16-NOV-2002 12:48:50	Twilight_and_stray	95.000	7	19Bet Ori	0.10000	14000.	190	3728	No
263	GOM_NL__2PRFIN20021116_125153_000000562011_00167_03728_1631.N1	16-NOV-2002 12:51:53	Twilight_and_stray	56.000	94	92Alp Cet	2.5260	3100.0	112	3728	No
264	GOM_NL__2PRFIN20021116_125643_000000372011_00167_03728_1632.N1	16-NOV-2002 12:56:43	Bright	37.000	105	6Bet Ari	2.6450	8900.0	74	3728	No
265	GOM_NL__2PRFIN20021116_125852_000000452011_00167_03728_1633.N1	16-NOV-2002 12:58:52	Bright	44.500	146	25Eta Tau	2.8730	15200.	89	3728	No
266	GOM_NL__2PRFIN20021116_130041_000000372011_00167_03728_1634.N1	16-NOV-2002 13:00:41	Bright	37.000	173	4Bet Tri	3.0040	8900.0	74	3728	No
267	GOM_NL__2PRFIN20021116_130246_000000392011_00167_03728_1635.N1	16-NOV-2002 13:02:46	Bright	38.500	73	57Gam1And	2.2600	13100.	77	3728	No
268	GOM_NL__2PRFIN20021116_130550_000000442011_00167_03728_1636.N1	16-NOV-2002 13:05:50	Bright	43.500	35	33Alp Per	1.7950	6250.0	87	3728	No
269	GOM_NL__2PRFIN20021116_130750_000000372011_00167_03728_1637.N1	16-NOV-2002 13:07:50	Bright	37.000	110	37Del Cas	2.6780	8900.0	74	3728	No
270	GOM_NL__2PRFIN20021116_130923_000000562011_00167_03728_1638.N1	16-NOV-2002 13:09:23	Bright	56.000	6	13Alp Aur	0.080000	3400.0	112	3728	No
271	GOM_NL__2PRFIN20021116_131223_000000602011_00167_03728_1639.N1	16-NOV-2002 13:12:23	Bright	60.000	42	34Bet Aur	1.9000	10200.	120	3728	No
272	GOM_NL__2PRFIN20021116_131600_000000362011_00167_03728_1640.N1	16-NOV-2002 13:16:00	Bright	36.000	49	1Alp UMi	1.9900	6300.0	72	3728	No
273	GOM_NL__2PRFIN20021116_132023_000000372011_00167_03728_1641.N1	16-NOV-2002 13:20:23	Bright	37.000	60	7Bet UMi	2.0810	3950.0	74	3728	No
274	GOM_NL__2PRFIN20021116_132218_000000372011_00167_03728_1642.N1	16-NOV-2002 13:22:18	Bright	37.000	119	14Eta Dra	2.7270	4700.0	74	3728	No
275	GOM_NL__2PRFIN20021116_132516_000000432011_00167_03728_1643.N1	16-NOV-2002 13:25:16	Bright	42.500	82	48Bet UMa	2.3650	10600.	85	3728	No
276	GOM_NL__2PRFIN20021116_132739_000000372011_00167_03728_1644.N1	16-NOV-2002 13:27:39	Bright	36.500	39	85Eta UMa	1.8540	24000.	73	3728	No
277	GOM_NL__2PRFIN20021116_132920_000000452011_00167_03728_1645.N1	16-NOV-2002 13:29:20	Bright	45.000	174	52Psi UMa	3.0040	4400.0	90	3728	No
278	GOM_NL__2PRFIN20021116_133108_000000372011_00167_03728_1646.N1	16-NOV-2002 13:31:08	Bright	36.500	152	12Alp2CVn	2.8900	11000.	73	3728	No

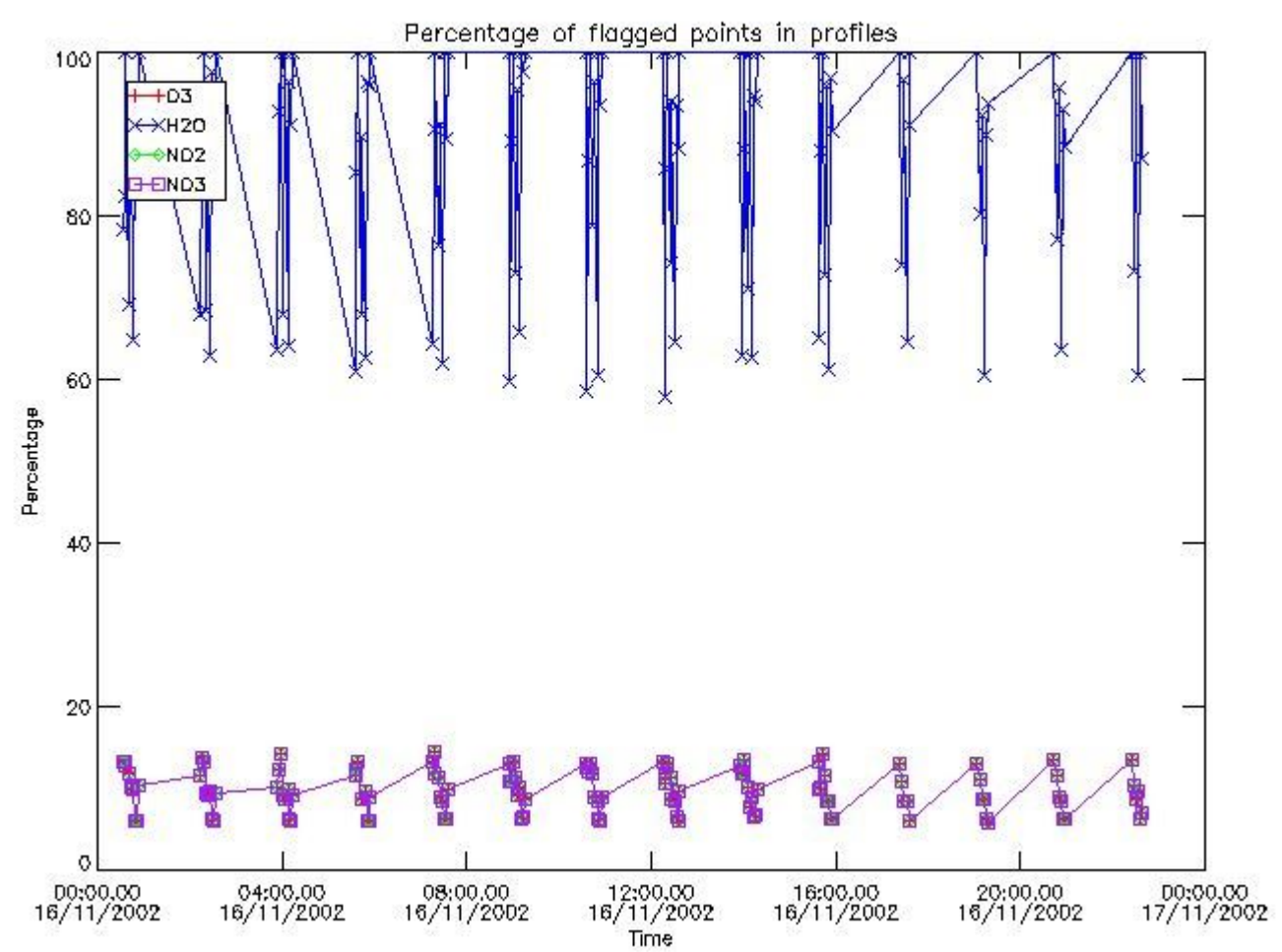
279	GOM_NL__2PRFIN20021116_133547_000000342011_00167_03728_1647.N1	16-NOV-2002 13:35:47	Bright	34.000	3	16Alp Boo	-0.050000	4250.0	68	3728	No
280	GOM_NL__2PRFIN20021116_133801_000000502011_00167_03728_1648.N1	16-NOV-2002 13:38:01	Bright	49.500	96	68Del Leo	2.5600	9300.0	99	3728	No
281	GOM_NL__2PRFIN20021116_133953_000001022011_00167_03728_1649.N1	16-NOV-2002 13:39:53	Twilight	102.00	166	17Eps Leo	2.9800	6000.0	204	3728	No
282	GOM_NL__2PRFIN20021116_134446_000000972011_00167_03728_1650.N1	16-NOV-2002 13:44:46	Twilight	96.500	22	32Alp Leo	1.3600	15200.	193	3728	No
283	GOM_NL__2PRFIN20021116_134747_000000422011_00167_03728_1651.N1	16-NOV-2002 13:47:47	Twilight	42.000	100	4Gam Crv	2.5800	13100.	84	3728	No
284	GOM_NL__2PRFIN20021116_135108_000002552011_00167_03728_1652.N1	16-NOV-2002 13:51:08	Dark	255.00	1015	Jupiter	0.0000	0.0000	510	3728	Yes
285	GOM_NL__2PRFIN20021116_135633_000000402011_00167_03728_1653.N1	16-NOV-2002 13:56:33	Dark	40.000	99	Del Cen	2.5750	26000.	80	3728	No
286	GOM_NL__2PRFIN20021116_135748_000000442011_00167_03728_1654.N1	16-NOV-2002 13:57:48	Dark	43.500	26	Gam Cru	1.6240	2900.0	87	3728	No
287	GOM_NL__2PRFIN20021116_135925_000000432011_00167_03728_1655.N1	16-NOV-2002 13:59:25	Dark	43.000	12	Alp1Cru	0.77500	30000.	86	3728	No
288	GOM_NL__2PRFIN20021116_140130_000000382011_00168_03729_1626.N1	16-NOV-2002 14:01:30	Dark	38.000	124	The Car	2.7640	30000.	76	3729	No
289	GOM_NL__2PRFIN20021116_140527_000000512011_00168_03729_1627.N1	16-NOV-2002 14:05:27	Dark	50.500	41	Eps Car	1.8600	4100.0	101	3729	No
290	GOM_NL__2PRFIN20021116_140723_000000662011_00168_03729_1628.N1	16-NOV-2002 14:07:23	Dark	65.500	70	Zet Pup	2.2460	39000.	131	3729	No
291	GOM_NL__2PRFIN20021116_141057_000000572011_00168_03729_1629.N1	16-NOV-2002 14:10:57	Dark	56.500	2	Alp Car	-0.73600	7000.0	113	3729	No
292	GOM_NL__2PRFIN20021116_141312_000000872011_00168_03729_1630.N1	16-NOV-2002 14:13:12	Dark	86.500	88	31Eta CMa	2.4480	20000.	173	3729	No
293	GOM_NL__2PRFIN20021116_141525_000000752011_00168_03729_1631.N1	16-NOV-2002 14:15:25	Dark	75.000	23	21Eps CMa	1.5020	26000.	150	3729	No
294	GOM_NL__2PRFIN20021116_141740_000000572011_00168_03729_1632.N1	16-NOV-2002 14:17:40	Dark	57.000	108	Alp Col	2.6520	15200.	114	3729	No
295	GOM_NL__2PRFIN20021116_141937_000000392011_00168_03729_1633.N1	16-NOV-2002 14:19:37	Straylight	38.500	157	The1Eri	2.9060	9300.0	77	3729	No
296	GOM_NL__2PRFIN20021116_142435_000002122011_00168_03729_1634.N1	16-NOV-2002 14:24:35	Twilight	212.00	1	9Alp CMa	-1.4400	11000.	424	3729	No
297	GOM_NL__2PRFIN20021116_142926_000000922011_00168_03729_1635.N1	16-NOV-2002 14:29:26	Twilight	91.500	7	19Bet Ori	0.10000	14000.	183	3729	No
298	GOM_NL__2PRFIN20021116_143229_000000552011_00168_03729_1636.N1	16-NOV-2002 14:32:29	Twilight	55.000	94	92Alp Cet	2.5260	3100.0	110	3729	No
299	GOM_NL__2PRFIN20021116_143719_000000392011_00168_03729_1637.N1	16-NOV-2002 14:37:19	Bright	38.500	105	6Bet Ari	2.6450	8900.0	77	3729	No
300	GOM_NL__2PRFIN20021116_143927_000000452011_00168_03729_1638.N1	16-NOV-2002 14:39:27	Bright	45.000	146	25Eta Tau	2.8730	15200.	90	3729	No
301	GOM_NL__2PRFIN20021116_144117_000000382011_00168_03729_1639.N1	16-NOV-2002 14:41:17	Bright	37.500	173	4Bet Tri	3.0040	8900.0	75	3729	No
302	GOM_NL__2PRFIN20021116_144322_000000392011_00168_03729_1640.N1	16-NOV-2002 14:43:22	Bright	38.500	73	57Gam1And	2.2600	13100.	77	3729	No
303	GOM_NL__2PRFIN20021116_144625_000000402011_00168_03729_1641.N1	16-NOV-2002 14:46:25	Bright	40.000	35	33Alp Per	1.7950	6250.0	80	3729	No
304	GOM_NL__2PRFIN20021116_144825_000000372011_00168_03729_1642.N1	16-NOV-2002 14:48:25	Bright	37.000	110	37Del Cas	2.6780	8900.0	74	3729	No
305	GOM_NL__2PRFIN20021116_144957_000000582011_00168_03729_1643.N1	16-NOV-2002 14:49:57	Bright	57.500	6	13Alp Aur	0.080000	3400.0	115	3729	No
306	GOM_NL__2PRFIN20021116_145255_000000642011_00168_03729_1644.N1	16-NOV-2002 14:52:55	Bright	63.500	42	34Bet Aur	1.9000	10200.	127	3729	No
307	GOM_NL__2PRFIN20021116_145635_000000382011_00168_03729_1645.N1	16-NOV-2002 14:56:35	Bright	37.500	49	1Alp UMi	1.9900	6300.0	75	3729	No
308	GOM_NL__2PRFIN20021116_150058_000000392011_00168_03729_1646.N1	16-NOV-2002 15:00:58	Bright	39.000	60	7Bet UMi	2.0810	3950.0	78	3729	No
309	GOM_NL__2PRFIN20021116_150253_000000402011_00168_03729_1647.N1	16-NOV-2002 15:02:53	Bright	39.500	119	14Eta Dra	2.7270	4700.0	79	3729	No
310	GOM_NL__2PRFIN20021116_150551_000000432011_00168_03729_1648.N1	16-NOV-2002 15:05:51	Bright	43.000	82	48Bet UMa	2.3650	10600.	86	3729	No
311	GOM_NL__2PRFIN20021116_150815_000000372011_00168_03729_1649.N1	16-NOV-2002 15:08:15	Bright	37.000	39	85Eta UMa	1.8540	24000.	74	3729	No
312	GOM_NL__2PRFIN20021116_150955_000000442011_00168_03729_1650.N1	16-NOV-2002 15:09:55	Bright	43.500	174	52Psi UMa	3.0040	4400.0	87	3729	No
313	GOM_NL__2PRFIN20021116_151143_000000392011_00168_03729_1651.N1	16-NOV-2002 15:11:43	Bright	38.500	152	12Alp2CVn	2.8900	11000.	77	3729	No
314	GOM_NL__2PRFIN20021116_151619_000000392011_00168_03729_1652.N1	16-NOV-2002 15:16:19	Bright	38.500	3	16Alp Boo	-0.050000	4250.0	77	3729	No
315	GOM_NL__2PRFIN20021116_151837_000000502011_00168_03729_1653.N1	16-NOV-2002 15:18:37	Bright	50.000	96	68Del Leo	2.5600	9300.0	100	3729	No
316	GOM_NL__2PRFIN20021116_152029_000001052011_00168_03729_1654.N1	16-NOV-2002 15:20:29	Twilight	105.00	166	17Eps Leo	2.9800	6000.0	210	3729	No
317	GOM_NL__2PRFIN20021116_152523_000000922011_00168_03729_1655.N1	16-NOV-2002 15:25:23	Twilight	92.000	22	32Alp Leo	1.3600	15200.	184	3729	No
318	GOM_NL__2PRFIN20021116_152824_000000422011_00168_03729_1656.N1	16-NOV-2002 15:28:24	Twilight	42.000	100	4Gam Crv	2.5800	13100.	84	3729	No
319	GOM_NL__2PRFIN20021116_153153_000002552011_00168_03729_1657.N1	16-NOV-2002 15:31:53	Dark	255.00	1015	Jupiter	0.0000	0.0000	510	3729	Yes
320	GOM_NL__2PRFIN20021116_153708_000000392011_00168_03729_1658.N1	16-NOV-2002 15:37:08	Dark	38.500	99	Del Cen	2.5750	26000.	77	3729	No
321	GOM_NL__2PRFIN20021116_153824_000000522011_00168_03729_1659.N1	16-NOV-2002 15:38:24	Dark	52.000	26	Gam Cru	1.6240	2900.0	104	3729	No
322	GOM_NL__2PRFIN20021116_154001_000000502011_00168_03729_1660.N1	16-NOV-2002 15:40:01	Dark	50.000	12	Alp1Cru	0.77500	30000.	100	3729	No
323	GOM_NL__2PRFIN20021116_154207_000000402011_00169_03730_9668.N1	16-NOV-2002 15:42:07	Dark	39.500	124	The Car	2.7640	30000.	79	3730	No
324	GOM_NL__2PRFIN20021116_154600_000000482011_00169_03730_9669.N1	16-NOV-2002 15:46:00	Dark	48.000	41	Eps Car	1.8600	4100.0	96	3730	No
325	GOM_NL__2PRFIN20021116_154758_000000612011_00169_03730_9670.N1	16-NOV-2002 15:47:58	Dark	61.000	70	Zet Pup	2.2460	39000.	122	3730	No
326	GOM_NL__2PRFIN20021116_155132_000000612011_00169_03730_9671.N1	16-NOV-2002 15:51:32	Dark	61.000	2	Alp Car	-0.73600	7000.0	122	3730	No
327	GOM_NL__2PRFIN20021116_155349_000000822011_00169_03730_9672.N1	16-NOV-2002 15:53:49	Dark	82.000	88	31Eta CMa	2.4480	20000.	164	3730	No
328	GOM_NL__2PRFIN20021116_155602_000000882011_00169_03730_9673.N1	16-NOV-2002 15:56:02	Dark	87.500	23	21Eps CMa	1.5020	26000.	175	3730	No
329	GOM_NL__2PRFIN20021116_160013_000000422011_00169_03730_9674.N1	16-NOV-2002 16:00:13	Straylight	41.500	157	The1Eri	2.9060	9300.0	83	3730	No
330	GOM_NL__2PRFIN20021116_172243_000000402011_00170_03731_9688.N1	16-NOV-2002 17:22:43	Dark	39.500	124	The Car	2.7640	30000.	79	3731	No
331	GOM_NL__2PRFIN20021116_172639_000000472011_00170_03731_9689.N1	16-NOV-2002 17:26:39	Dark	46.500	41	Eps Car	1.8600	4100.0	93	3731	No
332	GOM_NL__2PRFIN20021116_172835_000000612011_00170_03731_9690.N1	16-NOV-2002 17:28:35	Dark	60.500	70	Zet Pup	2.2460	39000.	121	3731	No
333	GOM_NL__2PRFIN20021116_173209_000000612011_00170_03731_9691.N1	16-NOV-2002 17:32:09	Dark	61.000	2	Alp Car	-0.73600	7000.0	122	3731	No
334	GOM_NL__2PRFIN20021116_173427_000000852011_00170_03731_9692.N1	16-NOV-2002 17:34:27	Dark	84.500	88	31Eta CMa	2.4480	20000.	169	3731	No
335	GOM_NL__2PRFIN20021116_173639_000000862011_00170_03731_9693.N1	16-NOV-2002 17:36:39	Dark	85.500	23	21Eps CMa	1.5020	26000.	171	3731	No
336	GOM_NL__2PRFIN20021116_174049_000000402011_00170_03731_9694.N1	16-NOV-2002 17:40:49	Straylight	40.000	157	The1Eri	2.9060	9300.0	80	3731	No
337	GOM_NL__2PRFIN20021116_190319_000000402011_00171_03732_9688.N1	16-NOV-2002 19:03:19	Dark	39.500	124	The Car	2.7640	30000.	79	3732	No

338	GOM_NL__2PRFIN20021116_190714_000000462011_00171_03732_9689.N1	16-NOV-2002 19:07:14	Dark	46.000	41	Eps Car	1.8600	4100.0	92	3732	No
339	GOM_NL__2PRFIN20021116_190912_000000602011_00171_03732_9690.N1	16-NOV-2002 19:09:12	Dark	59.500	70	Zet Pup	2.2460	39000.	119	3732	No
340	GOM_NL__2PRFIN20021116_191246_000000592011_00171_03732_9691.N1	16-NOV-2002 19:12:46	Dark	58.500	2	Alp Car	-0.73600	7000.0	117	3732	No
341	GOM_NL__2PRFIN20021116_191504_000000802011_00171_03732_9692.N1	16-NOV-2002 19:15:04	Dark	80.000	88	31Eta CMa	2.4480	20000.	160	3732	No
342	GOM_NL__2PRFIN20021116_191716_000000882011_00171_03732_9693.N1	16-NOV-2002 19:17:16	Dark	88.000	23	21Eps CMa	1.5020	26000.	176	3732	No
343	GOM_NL__2PRFIN20021116_192125_000000412011_00171_03732_9694.N1	16-NOV-2002 19:21:25	Straylight	41.000	157	The1Eri	2.9060	9300.0	82	3732	No
344	GOM_NL__2PRFIN20021116_204356_000000382011_00172_03733_9688.N1	16-NOV-2002 20:43:56	Dark	38.000	124	The Car	2.7640	30000.	76	3733	No
345	GOM_NL__2PRFIN20021116_204752_000000442011_00172_03733_9689.N1	16-NOV-2002 20:47:52	Dark	44.000	41	Eps Car	1.8600	4100.0	88	3733	No
346	GOM_NL__2PRFIN20021116_204951_000000582011_00172_03733_9690.N1	16-NOV-2002 20:49:51	Dark	57.500	70	Zet Pup	2.2460	39000.	115	3733	No
347	GOM_NL__2PRFIN20021116_205322_000000612011_00172_03733_9691.N1	16-NOV-2002 20:53:22	Dark	61.000	2	Alp Car	-0.73600	7000.0	122	3733	No
348	GOM_NL__2PRFIN20021116_205541_000000812011_00172_03733_9692.N1	16-NOV-2002 20:55:41	Dark	80.500	88	31Eta CMa	2.4480	20000.	161	3733	No
349	GOM_NL__2PRFIN20021116_205753_000000832011_00172_03733_9693.N1	16-NOV-2002 20:57:53	Dark	82.500	23	21Eps CMa	1.5020	26000.	165	3733	No
350	GOM_NL__2PRFIN20021116_210201_000000402011_00172_03733_9694.N1	16-NOV-2002 21:02:01	Straylight	39.500	157	The1Eri	2.9060	9300.0	79	3733	No
351	GOM_NL__2PRFIN20021116_222432_000000382011_00173_03734_9688.N1	16-NOV-2002 22:24:32	Dark	38.000	124	The Car	2.7640	30000.	76	3734	No
352	GOM_NL__2PRFIN20021116_222829_000000492011_00173_03734_9689.N1	16-NOV-2002 22:28:29	Dark	49.000	41	Eps Car	1.8600	4100.0	98	3734	No
353	GOM_NL__2PRFIN20021116_223028_000000582011_00173_03734_9690.N1	16-NOV-2002 22:30:28	Dark	58.000	70	Zet Pup	2.2460	39000.	116	3734	No
354	GOM_NL__2PRFIN20021116_223400_000000542011_00173_03734_9691.N1	16-NOV-2002 22:34:00	Dark	53.500	2	Alp Car	-0.73600	7000.0	107	3734	No
355	GOM_NL__2PRFIN20021116_223619_000000822011_00173_03734_9692.N1	16-NOV-2002 22:36:19	Dark	81.500	88	31Eta CMa	2.4480	20000.	163	3734	No
356	GOM_NL__2PRFIN20021116_223831_000000812011_00173_03734_9693.N1	16-NOV-2002 22:38:31	Dark	80.500	23	21Eps CMa	1.5020	26000.	161	3734	No
357	GOM_NL__2PRFIN20021116_224238_000000392011_00173_03734_1610.N1	16-NOV-2002 22:42:38	Straylight	39.000	157	The1Eri	2.9060	9300.0	78	3734	No
358	GOM_NL__2PRFIN20021116_224735_000001982011_00173_03734_1611.N1	16-NOV-2002 22:47:35	Straylight	197.50	1	9Alp CMa	-1.4400	11000.	395	3734	No
359	GOM_NL__2PRFIN20021116_225223_000000862011_00173_03734_1612.N1	16-NOV-2002 22:52:23	Tw_i_and_stray	85.500	7	19Bet Ori	0.10000	14000.	171	3734	No
360	GOM_NL__2PRFIN20021116_225527_000000552011_00173_03734_1613.N1	16-NOV-2002 22:55:27	Tw_i_and_stray	54.500	94	92Alp Cet	2.5260	3100.0	109	3734	No
361	GOM_NL__2PRFIN20021116_230018_000000382011_00173_03734_1614.N1	16-NOV-2002 23:00:18	Bright	38.000	105	6Bet Ari	2.6450	8900.0	76	3734	No
362	GOM_NL__2PRFIN20021116_230224_000000442011_00173_03734_1615.N1	16-NOV-2002 23:02:24	Bright	44.000	146	25Eta Tau	2.8730	15200.	88	3734	No
363	GOM_NL__2PRFIN20021116_230417_000000362011_00173_03734_1616.N1	16-NOV-2002 23:04:17	Bright	36.000	173	4Bet Tri	3.0040	8900.0	72	3734	No
364	GOM_NL__2PRFIN20021116_230621_000000382011_00173_03734_1617.N1	16-NOV-2002 23:06:21	Bright	37.500	73	57Gam1And	2.2600	13100.	75	3734	No
365	GOM_NL__2PRFIN20021116_230923_000000412011_00173_03734_1618.N1	16-NOV-2002 23:09:23	Bright	40.500	35	33Alp Per	1.7950	6250.0	81	3734	No
366	GOM_NL__2PRFIN20021116_231549_000000632011_00173_03734_1619.N1	16-NOV-2002 23:15:49	Bright	63.000	42	34Bet Aur	1.9000	10200.	126	3734	No
367	GOM_NL__2PRFIN20021116_231934_000000372011_00173_03734_1620.N1	16-NOV-2002 23:19:34	Bright	36.500	49	1Alp UMi	1.9900	6300.0	73	3734	No
368	GOM_NL__2PRFIN20021116_232358_000000392011_00173_03734_1621.N1	16-NOV-2002 23:23:58	Bright	38.500	60	7Bet UMi	2.0810	3950.0	77	3734	No
369	GOM_NL__2PRFIN20021116_232555_000000382011_00173_03734_1622.N1	16-NOV-2002 23:25:55	Bright	37.500	119	14Eta Dra	2.7270	4700.0	75	3734	No
370	GOM_NL__2PRFIN20021116_232850_000000432011_00173_03734_1623.N1	16-NOV-2002 23:28:50	Bright	43.000	82	48Bet UMa	2.3650	10600.	86	3734	No
371	GOM_NL__2PRFIN20021116_233115_000000362011_00173_03734_1624.N1	16-NOV-2002 23:31:15	Bright	36.000	39	85Eta UMa	1.8540	24000.	72	3734	No
372	GOM_NL__2PRFIN20021116_233254_000000642011_00173_03734_1625.N1	16-NOV-2002 23:32:54	Bright	64.000	174	52Psi UMa	3.0040	4400.0	128	3734	No
373	GOM_NL__2PRFIN20021116_233441_000000402011_00173_03734_1626.N1	16-NOV-2002 23:34:41	Bright	40.000	152	12Alp2CVn	2.8900	11000.	80	3734	No
374	GOM_NL__2PRFIN20021116_233921_000000362011_00173_03734_1627.N1	16-NOV-2002 23:39:21	Bright	36.000	3	16Alp Boo	-0.050000	4250.0	72	3734	No
375	GOM_NL__2PRFIN20021116_234138_000000702011_00173_03734_1628.N1	16-NOV-2002 23:41:38	Bright	70.000	96	68Del Leo	2.5600	9300.0	140	3734	No
376	GOM_NL__2PRFIN20021116_234334_000001042011_00173_03734_1629.N1	16-NOV-2002 23:43:34	Tw_i_and_stray	103.50	166	17Eps Leo	2.9800	6000.0	207	3734	No
377	GOM_NL__2PRFIN20021116_234831_000000922011_00173_03734_1630.N1	16-NOV-2002 23:48:31	Tw_i_and_stray	91.500	22	32Alp Leo	1.3600	15200.	183	3734	No
378	GOM_NL__2PRFIN20021116_235125_000000452011_00173_03734_1631.N1	16-NOV-2002 23:51:25	Tw_i_and_stray	45.000	100	4Gam Crv	2.5800	13100.	90	3734	No
379	GOM_NL__2PRFIN20021116_235256_000000502011_00173_03734_1632.N1	16-NOV-2002 23:52:56	Twilight	49.500	171	2Eps Crv	3.0010	4250.0	99	3734	No
380	GOM_NL__2PRFIN20021116_235605_000002432011_00173_03734_1633.N1	16-NOV-2002 23:56:05	Dark	243.00	1015	Jupiter	0.0000	0.0000	486	3734	Yes

3. Quality information per product

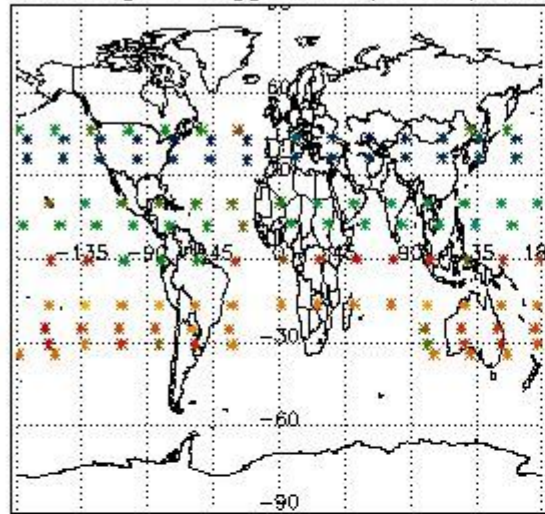
In this section it is plotted some information contained in the Quality Summary data set of the level 2 products. Only products in dark limb conditions and without errors (error flag in the MPH set to "0") are used.

3.1 Plot quality information per product (time dependant)

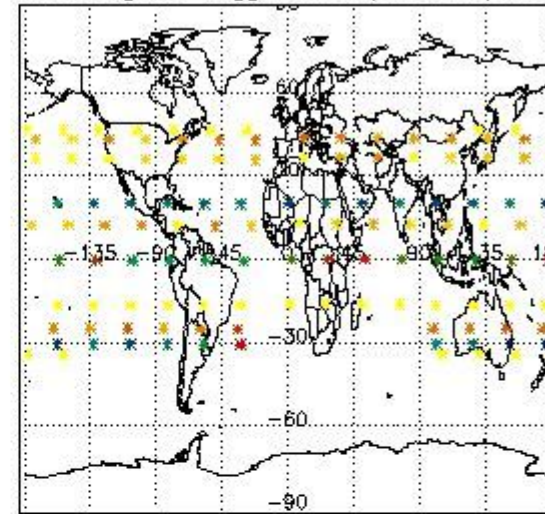


3.2 Plot quality information per product (world map)

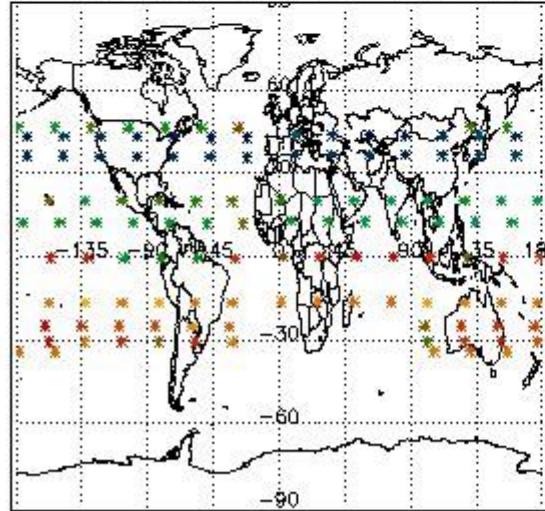
Percentage of flagged data per O3 profile



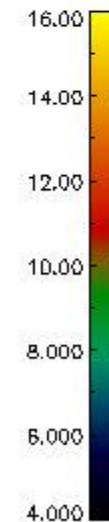
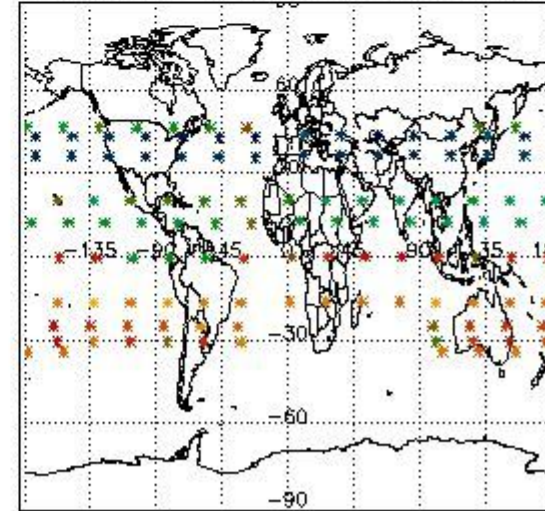
Percentage of flagged data per H2O profile



Percentage of flagged data per NO2 profile



Percentage of flagged data per NO3 profile

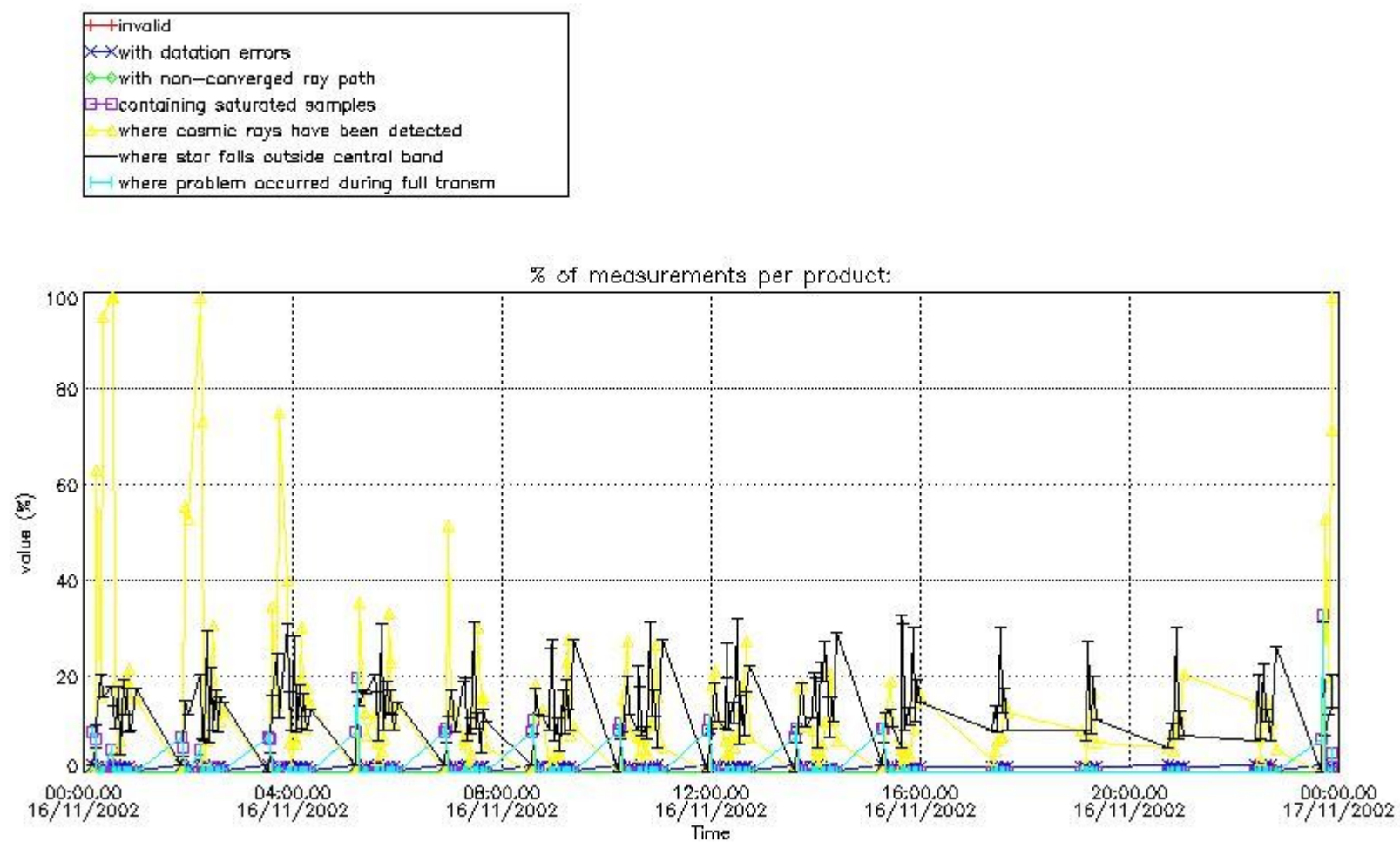


4. Level 1 quality information per product

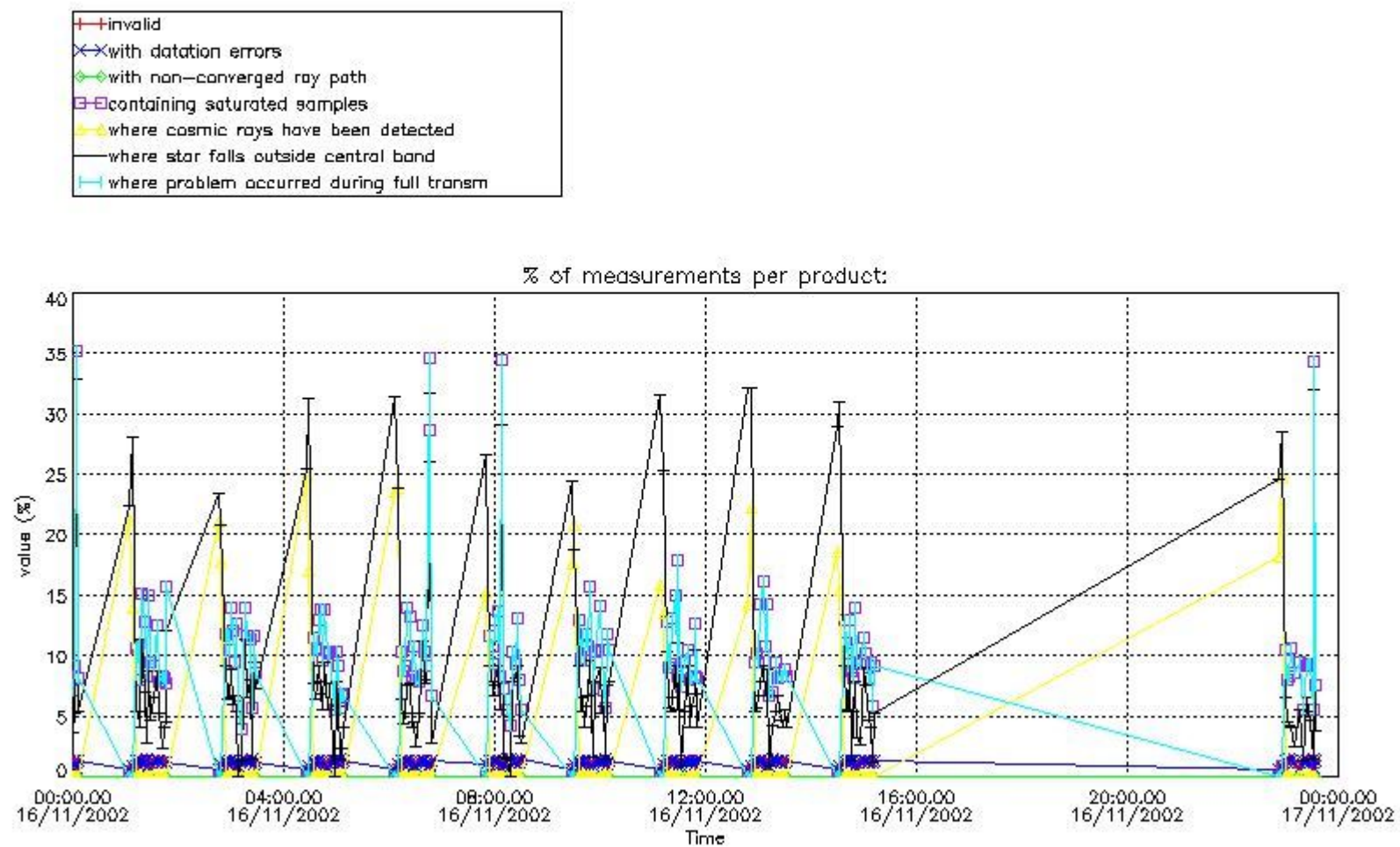
In this section it is plotted some information contained in the Quality Summary data set of the level 2 products that comes from the level 1b processing. Products without errors (error flag in the MPH set to "0") are used.

4.1 Plot quality information per product (time dependant) coming from level 1b processing

4.1.1 Plot level 1 quality information per product (time dependant): ENVISAT ASCENDING passes



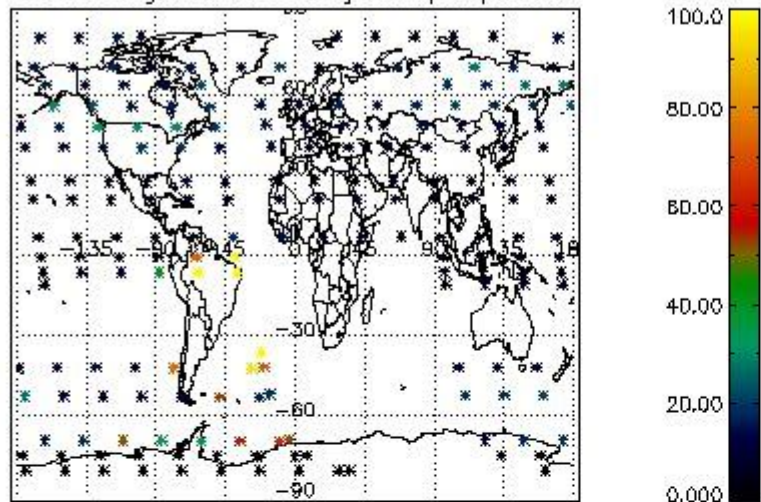
4.1.2 Plot level 1 quality information per product (time dependant): ENVISAT DESCENDING passes



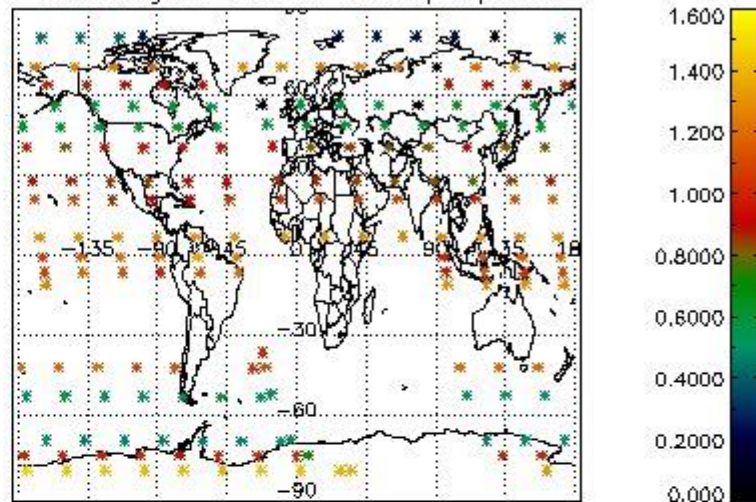
4.2 Plot quality information per product coming from level 1b processing (world map)

4.2.1 Plot level 1 quality information per product (world map): ENVISAT ASCENDING passes

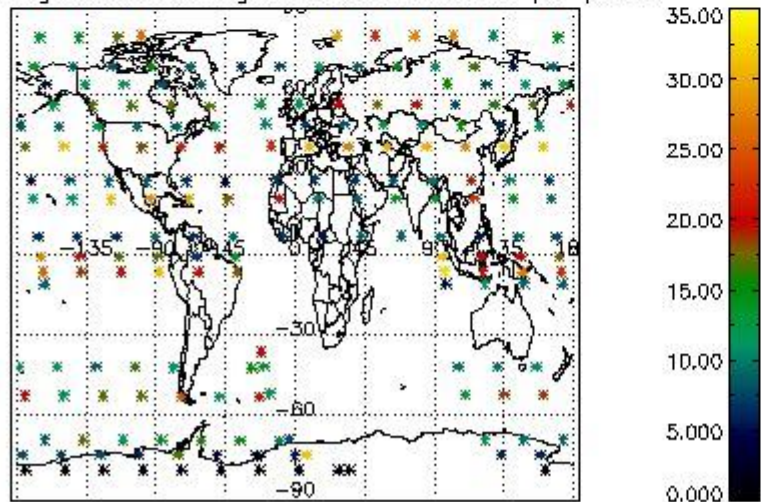
Percentage of cosmic ray hits per profile



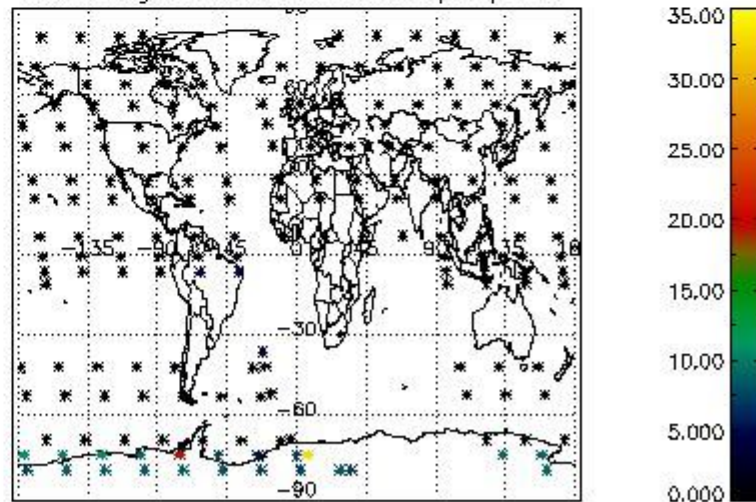
Percentage of datation errors per profile



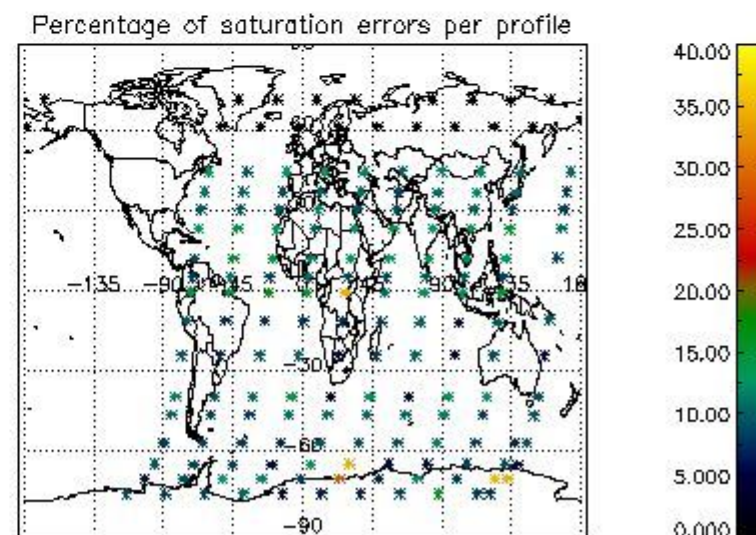
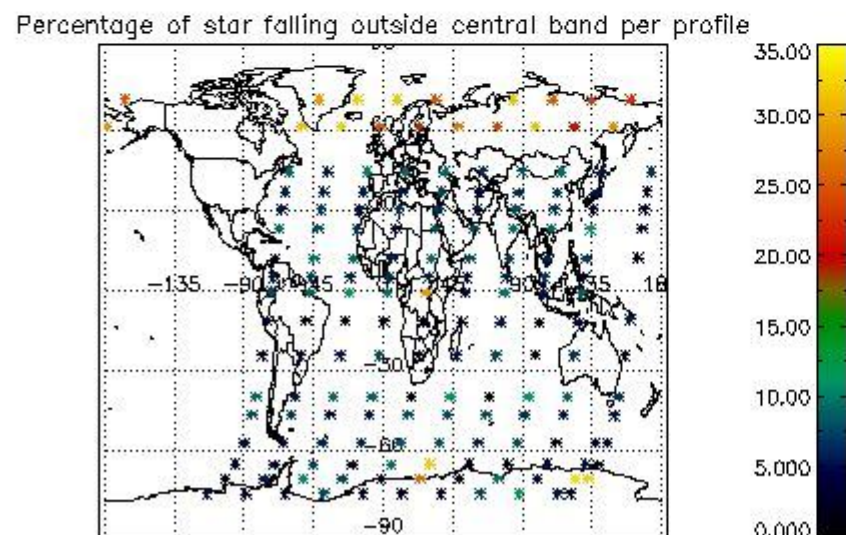
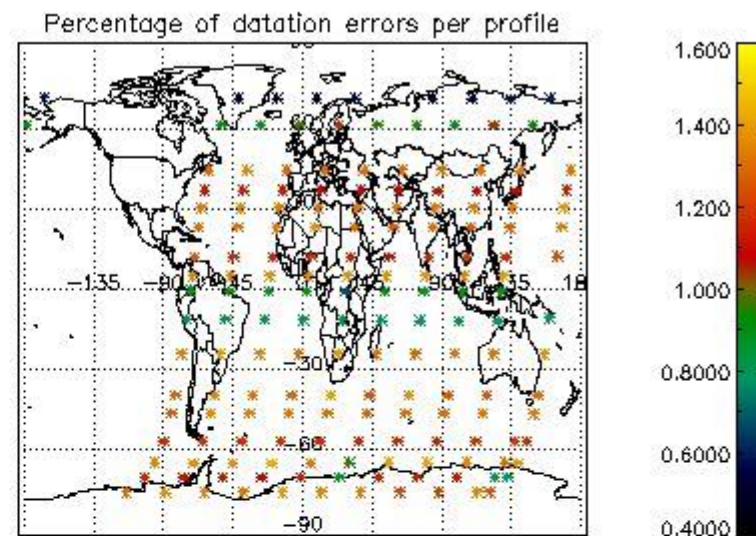
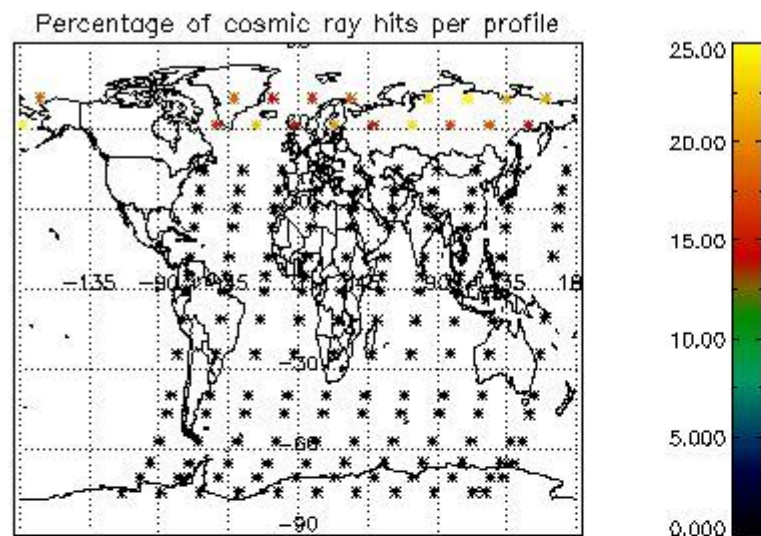
Percentage of star falling outside central band per profile



Percentage of saturation errors per profile



4.2.2 Plot level 1 quality information per product (world map): ENVISAT DESCENDING passes



5. Trace gas profiles

5.1 Ozone statistics based on quality of products

The final quality of the products can be "measured" using the STD (Standard Deviation) attached to every point profile. This information is written to the parameter GOM_NL__2P/NL_LOCAL_SPECIES_DENSITY/o3_std of the level 2 products. The table below shows the statistics for given STD ranges.

The statistics are given with respect to the overall valid production:

- Products without fatal errors: GOM_NL__2P/MPH/PRODUCT_ERR=0
- Valid point profile: GOM_NL__2P/NL_LOCAL_SPECIES_DENSITY/pcd(0)=0

The 'Criteria' is applied to valid points of dark limb products:

- Products in dark limb illumination condition: GOM_NL__2P/NL_SUMMARY_QUALITY/obs_ill_cond=0
- Products without fatal errors: GOM_NL__2P/MPH/PRODUCT_ERR=0
- Valid point profile: GOM_NL__2P/NL_LOCAL_SPECIES_DENSITY/pcd(0)=0

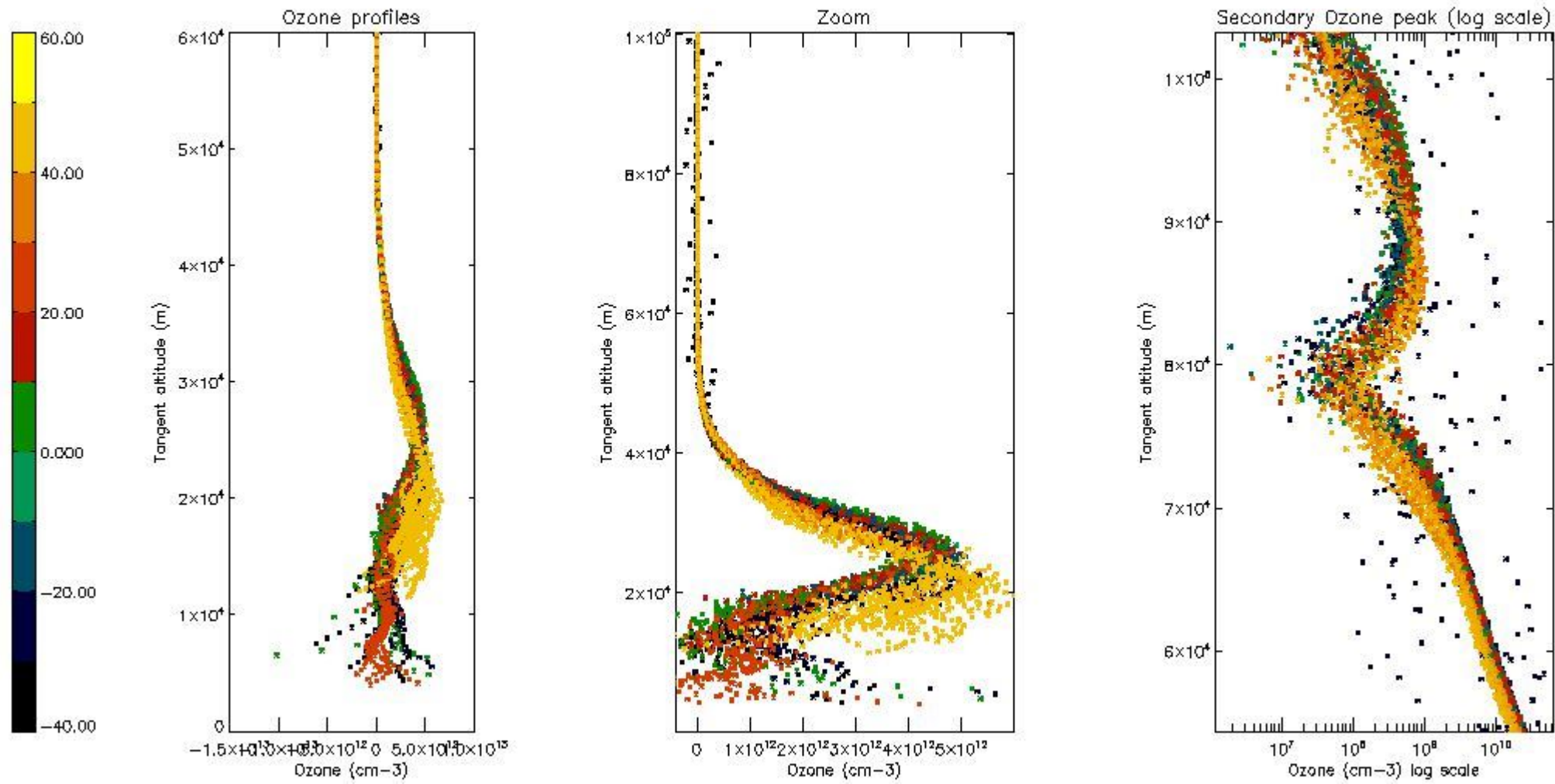
So, the table below shows the percentage of dark limb and valid observations for each criteria with respect to the overall valid daily observations.

Criteria	% of total production
All STD	33
STD < 20	24

STD < 10	21
STD < 5	18

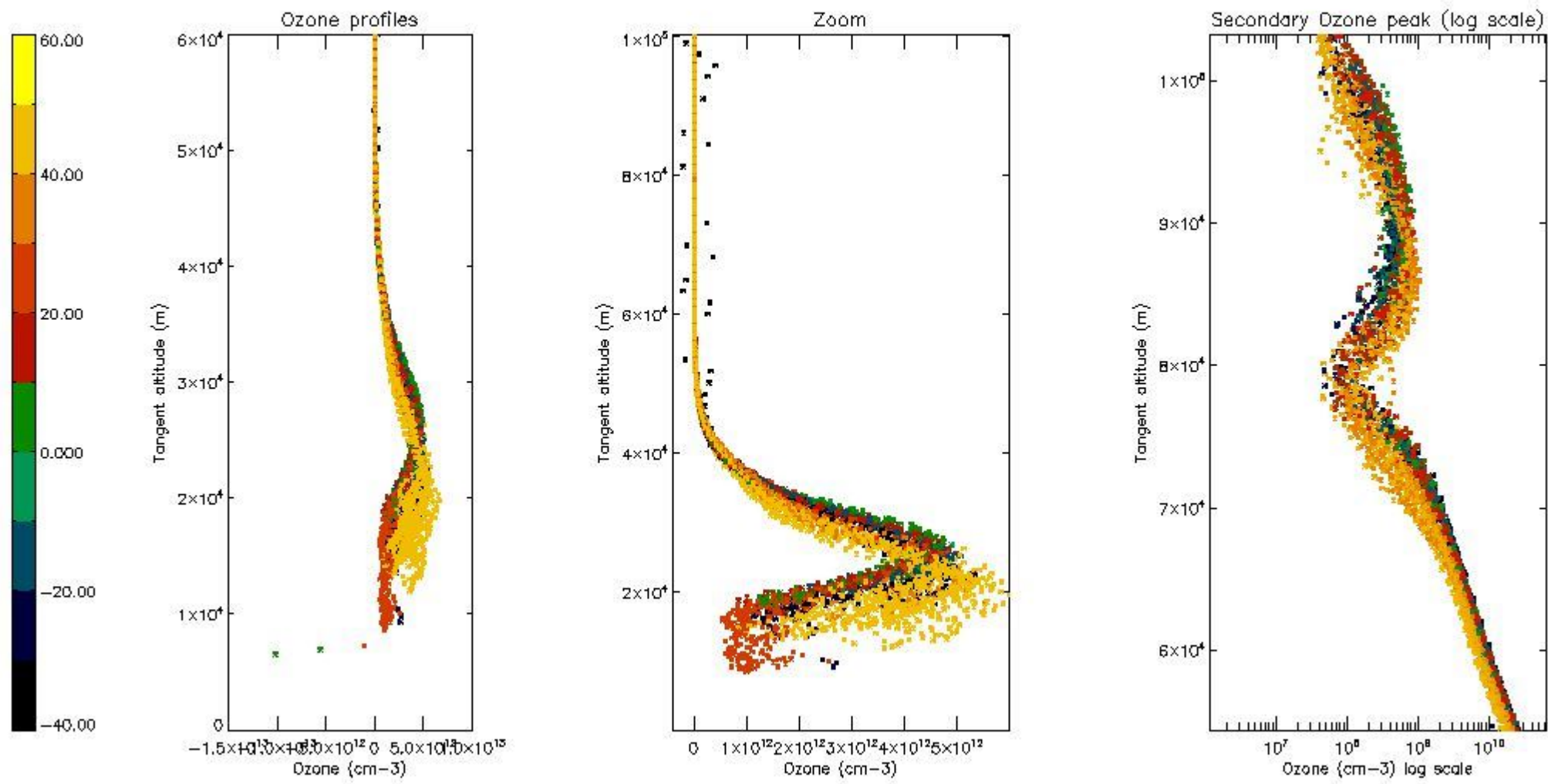
5.2 Plot ozone profiles for all STD (dark without errors)

The colorbar represents the latitude.



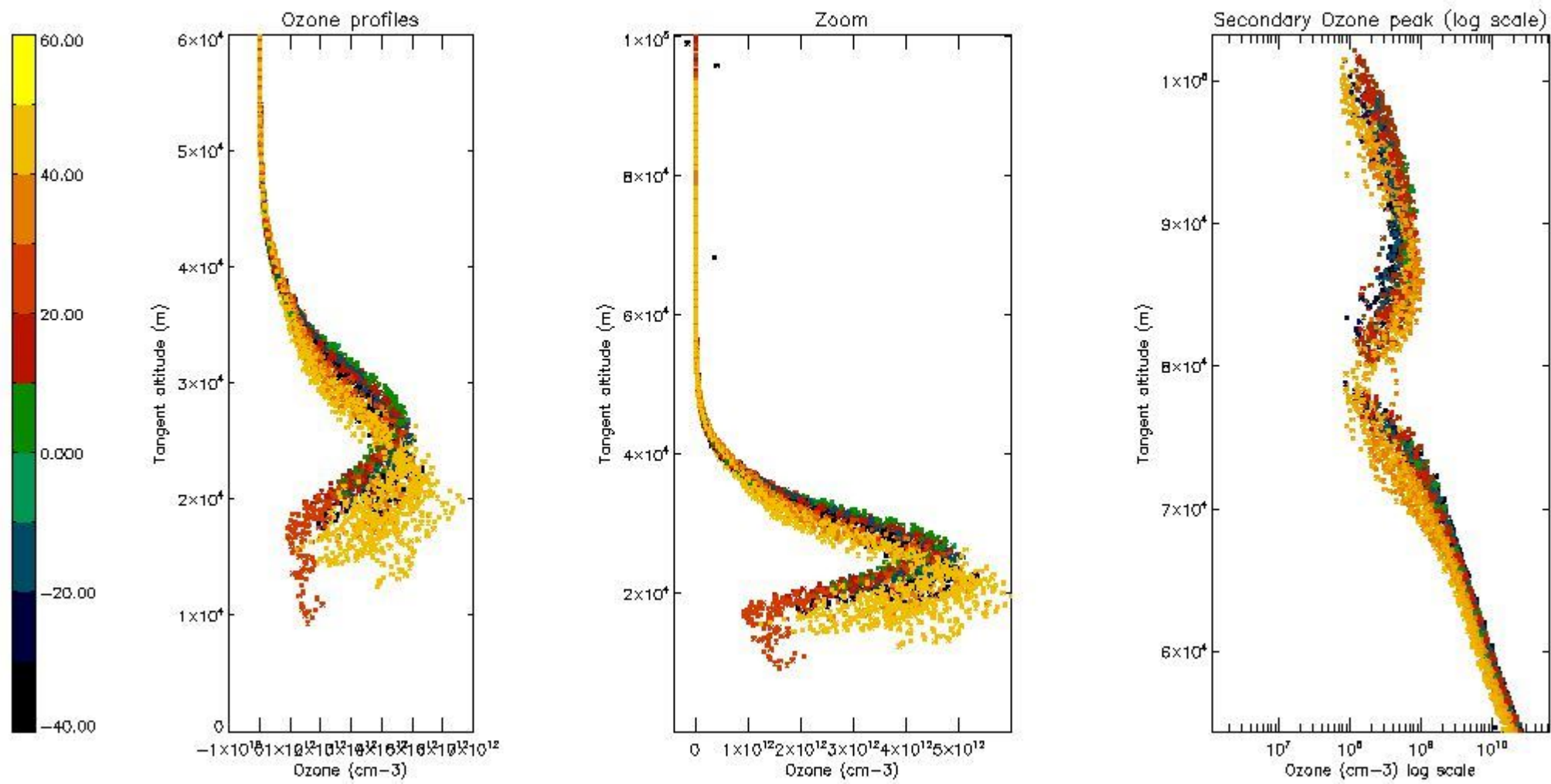
5.3 Plot ozone profiles where STD < 20% (dark without errors)

The colorbar represents the latitude.



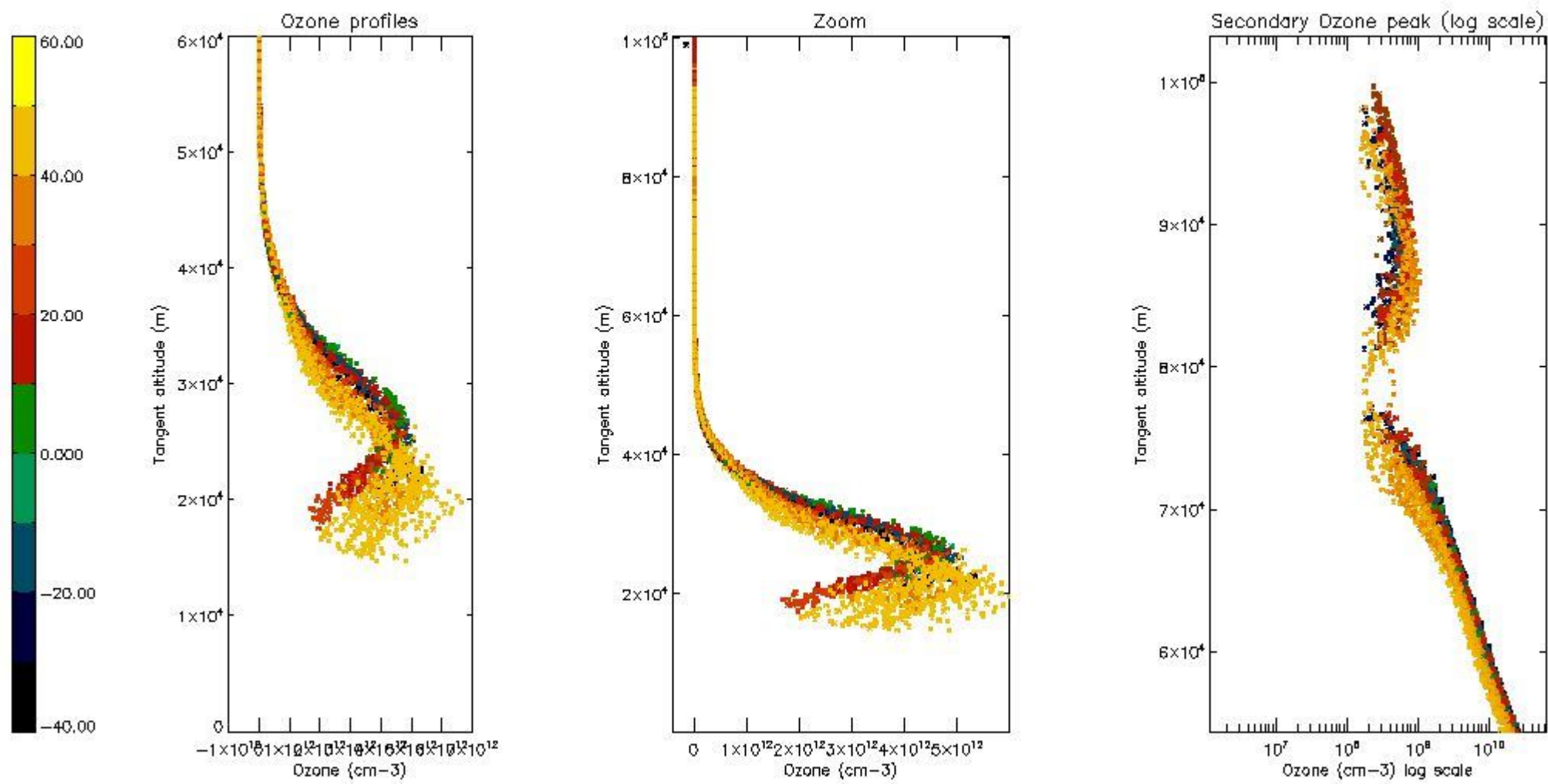
5.4 Plot ozone profiles where STD < 10% (dark without errors)

The colorbar represents the latitude.



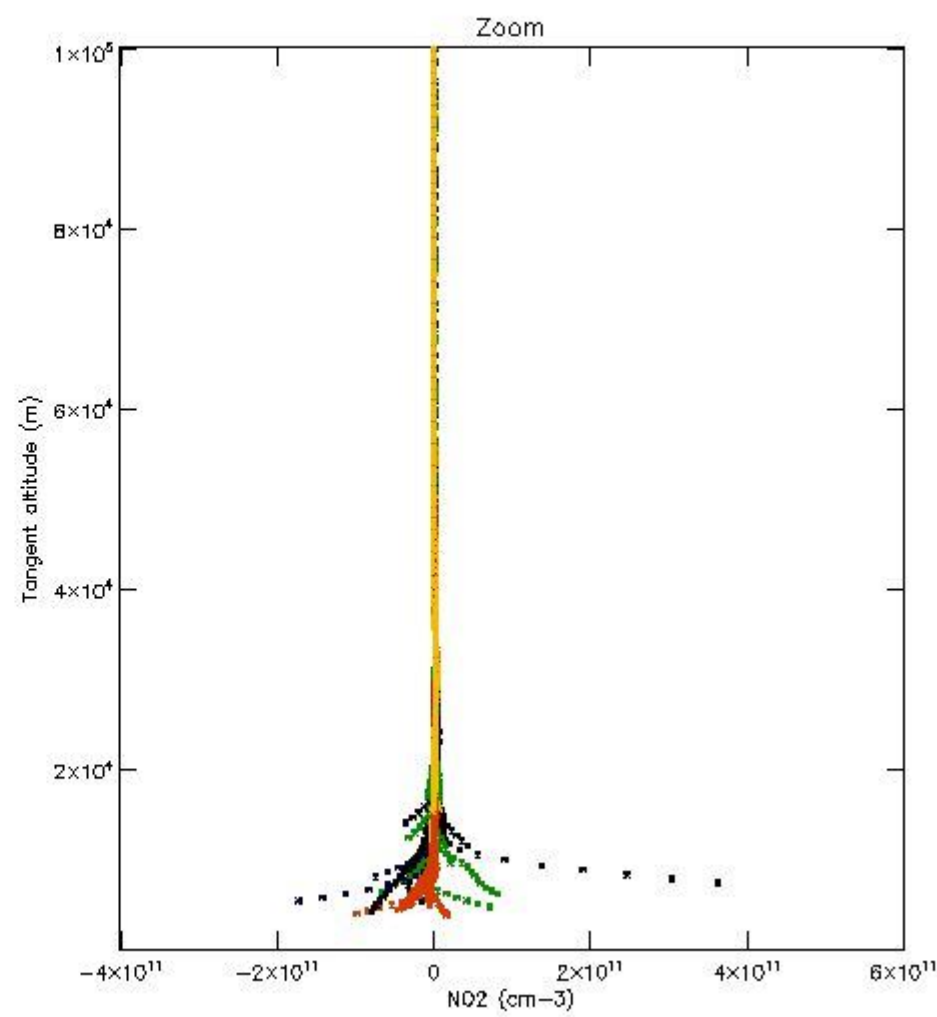
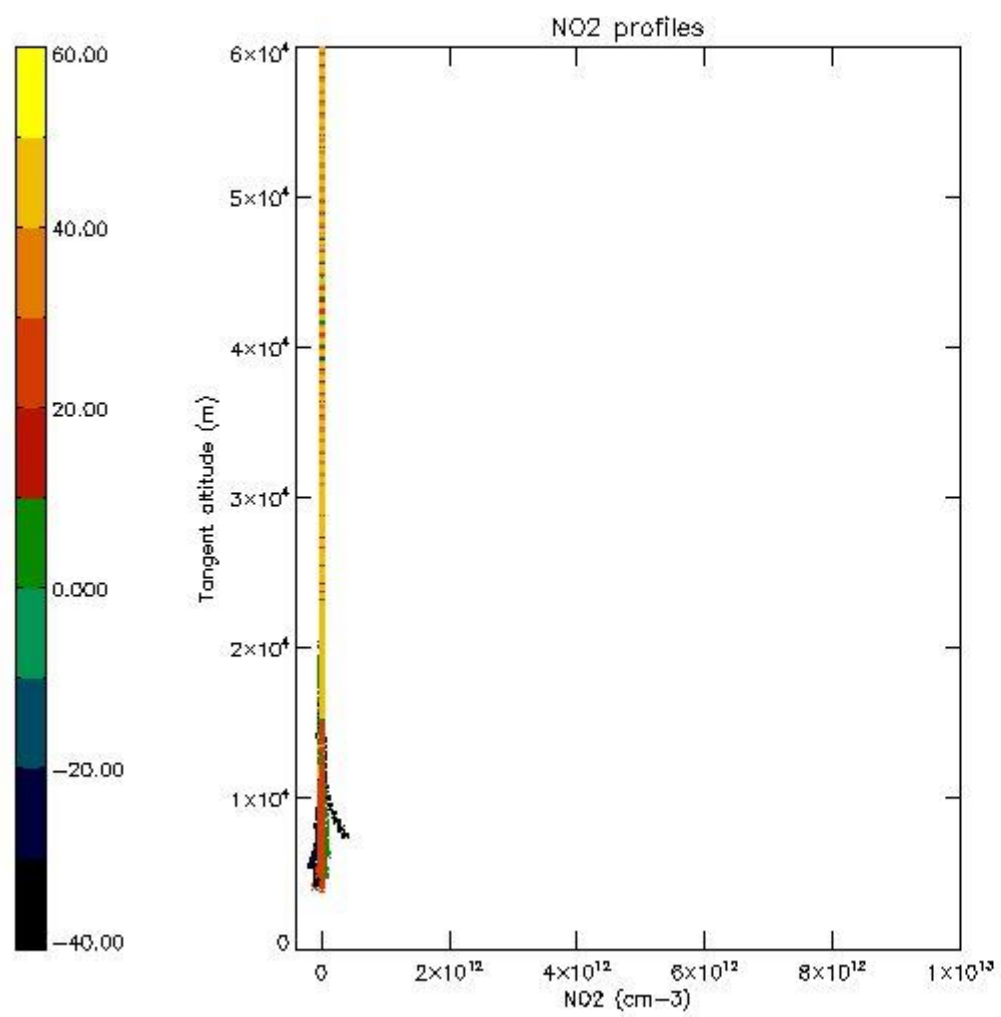
5.5 Plot ozone profiles where STD < 5% (dark without errors)

The colorbar represents the latitude.



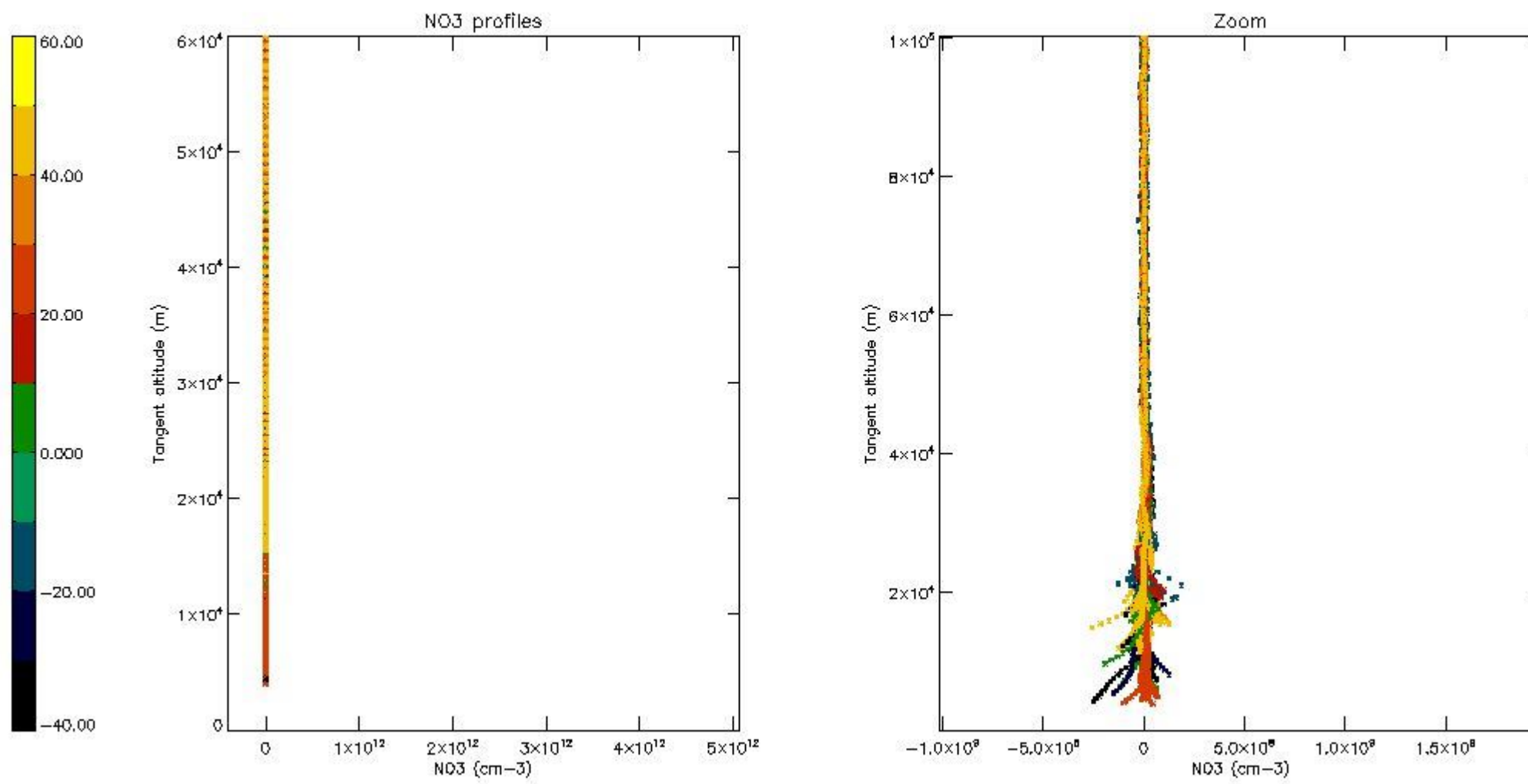
5.6 Plot NO₂ profiles for all STD (dark without errors)

The colorbar represents the latitude.



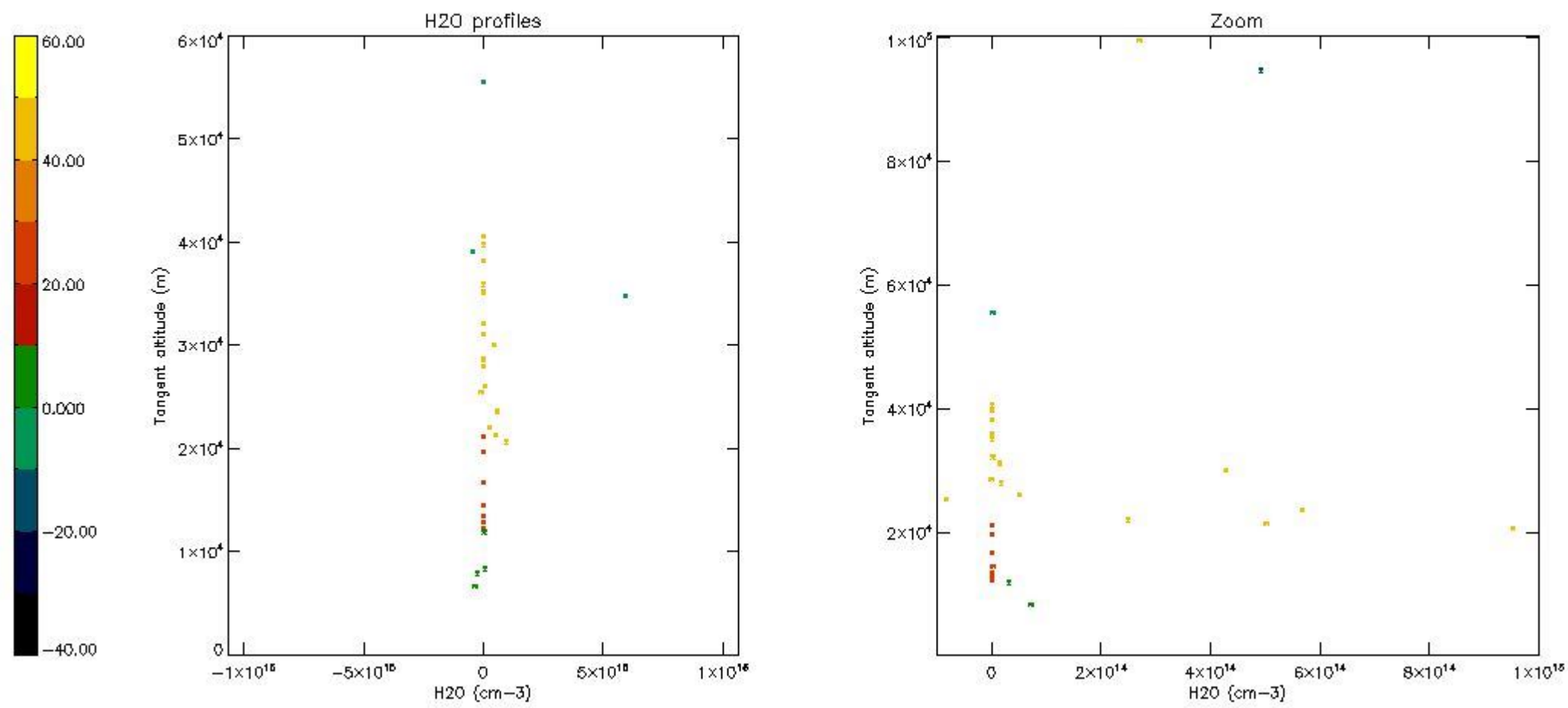
5.7 Plot NO3 profiles for all STD (dark without errors)

The colorbar represents the latitude.



5.8 Plot H2O profiles for all STD (only for occultations of stars 1,2,3,4,13,14,16,26,63 dark without errors)

The colorbar represents the latitude.



6. Auxiliary Data Files used for the production reported in section 2

The number reported in the third column indicates since which file (see list in section 2) the corresponding auxiliary file has been used. The fourth column is the date of those product files.

Type	Auxiliary Filename	Used since product	Used since product date
INST_PHYS_CHARACTERISTICS	GOM_INS_AXNIEC20050627_150440_20020301_000000_20100101_000000	1	16-NOV-2002 00:00:29
LEVEL-2_PROC_CONFIG	GOM_PR2_AXVIEC20091111_152718_20020301_000000_20500101_000000	1	16-NOV-2002 00:00:29
CROSS_SECTIONS_FILE	GOM_CRS_AXVIEC20091111_154832_20020301_000000_20500101_000000	1	16-NOV-2002 00:00:29

GOMOS Level 2 Daily Report

SUMMARY

[1. General Info](#)

[2. Summary of processed GOM_NL_2P products](#)

[3. Level 2 Quality information per product](#)

[3.1 Plot of level 2 quality information per product \(time dependant\)](#)

[3.2 Plot of level 2 quality information per product \(world map\)](#)

[4. Level 1 Quality information per product \(stored on level 2 products\)](#)

[4.1 Plot of level 1 quality information per product \(time dependant\)](#)

[4.1.1 Plot of level 1 quality information per product \(time dependant\): ASCENDING](#)

[4.1.2 Plot of level 1 quality information per product \(time dependant\): DESCENDING](#)

[4.2 Plot of level 1 quality information per product \(world map\)](#)

[4.2.1 Plot of level 1 quality information per product \(world map\): ASCENDING](#)

[4.2.2 Plot of level 1 quality information per product \(world map\): DESCENDING](#)

[5. Ozone profiles based on quality statistics and other trace gas profiles](#)

[5.1 Ozone statistics based on quality of products](#)

[5.2 Plot ozone profiles for all STD \(dark without errors\)](#)

[5.3 Plot ozone profiles where STD < 20% \(dark without errors\)](#)

[5.4. Plot ozone profiles where STD < 10% \(dark without errors\)](#)

[5.5. Plot ozone profiles where STD < 5% \(dark without errors\)](#)

[5.6 Plot NO2 profiles for all STD \(dark without errors\)](#)

[5.7 Plot NO3 profiles for all STD \(dark without errors\)](#)

[5.8 Plot H2O profiles \(only for occultations of stars 1,2,3,4,13,14,16,26,63 dark without errors\) for all STD](#)

[6. Auxiliary Data Files used for the production reported in section 2](#)

This report presents the daily analysis on parameters extracted from GOMOS level 2 data (GOM_NL__2P). It is intended to monitor some important parameters that will impact the quality of these products. A list of level 2 products (and content) that have arrived during the reporting day to the PCF is also given.

Item	Value
Time of report generation	17APR2013 20:17:46
Data source version	GOMOS/6.01
Start time of products	16-11-2002 (16NOV2002 00:00:00)
Stop time of products	17-11-2002 (17NOV2002 00:00:00)
Store outputs in DB	Yes
Nb of level 2 prods	380
Nb of prods with errors	12

2. Summary of processed GOM_NL__2P products.

Nr	Filename	UTC Start time	Limb	Duration	Star Id	Star Name	Star Mag	Star Temp	Nb Meas	Orbit	Prod. error
1	GOM_NL__2PRFIN20021116_000029_00000422011_00159_03720_1625.N1	16-NOV-2002 00:00:29	Bright	42.000	82	48Bet UMa	2.3650	10600.	84	3720	No
2	GOM_NL__2PRFIN20021116_000250_00000392011_00159_03720_1626.N1	16-NOV-2002 00:02:50	Bright	38.500	39	85Eta UMa	1.8540	24000.	77	3720	No
3	GOM_NL__2PRFIN20021116_000433_000000642011_00159_03720_1627.N1	16-NOV-2002 00:04:33	Bright	64.000	174	52Psi UMa	3.0040	4400.0	128	3720	No
4	GOM_NL__2PRFIN20021116_000619_000000372011_00159_03720_1628.N1	16-NOV-2002 00:06:19	Bright	37.000	152	12Alp2CVn	2.8900	11000.	74	3720	No
5	GOM_NL__2PRFIN20021116_001057_000000362011_00159_03720_1629.N1	16-NOV-2002 00:10:57	Bright	36.000	3	16Alp Boo	-0.050000	4250.0	72	3720	No
6	GOM_NL__2PRFIN20021116_001309_000000502011_00159_03720_1630.N1	16-NOV-2002 00:13:09	Bright	49.500	96	68Del Leo	2.5600	9300.0	99	3720	No
7	GOM_NL__2PRFIN20021116_001456_000001012011_00159_03720_1631.N1	16-NOV-2002 00:14:56	Twilight	101.00	166	17Eps Leo	2.9800	6000.0	202	3720	No
8	GOM_NL__2PRFIN20021116_001947_000000962011_00159_03720_1632.N1	16-NOV-2002 00:19:47	Twilight	95.500	22	32Alp Leo	1.3600	15200.	191	3720	No
9	GOM_NL__2PRFIN20021116_002253_000000492011_00159_03720_1633.N1	16-NOV-2002 00:22:53	Twilight	48.500	100	4Gam Crv	2.5800	13100.	97	3720	No
10	GOM_NL__2PRFIN20021116_002512_000002552011_00159_03720_1634.N1	16-NOV-2002 00:25:12	Dark	255.00	1015	Jupiter	0.0000	0.0000	510	3720	Yes
11	GOM_NL__2PRFIN20021116_003259_000000422011_00159_03720_1635.N1	16-NOV-2002 00:32:59	Dark	42.000	26	Gam Cru	1.6240	2900.0	84	3720	No
12	GOM_NL__2PRFIN20021116_003436_000000402011_00159_03720_1636.N1	16-NOV-2002 00:34:36	Dark	40.000	12	Alp1Cru	0.77500	30000.	80	3720	No
13	GOM_NL__2PRFIN20021116_003640_000000392011_00160_03721_1611.N1	16-NOV-2002 00:36:40	Dark	38.500	124	The Car	2.7640	30000.	77	3721	No
14	GOM_NL__2PRFIN20021116_004034_000000482011_00160_03721_1612.N1	16-NOV-2002 00:40:34	Dark	47.500	41	Eps Car	1.8600	4100.0	95	3721	No
15	GOM_NL__2PRFIN20021116_004226_000000552011_00160_03721_1613.N1	16-NOV-2002 00:42:26	Dark	55.000	70	Zet Pup	2.2460	39000.	110	3721	No
16	GOM_NL__2PRFIN20021116_004604_000000522011_00160_03721_1614.N1	16-NOV-2002 00:46:04	Dark	51.500	2	Alp Car	-0.73600	7000.0	103	3721	No
17	GOM_NL__2PRFIN20021116_004813_000000842011_00160_03721_1615.N1	16-NOV-2002 00:48:13	Dark	83.500	88	31Eta CMa	2.4480	20000.	167	3721	No
18	GOM_NL__2PRFIN20021116_005027_000000872011_00160_03721_1616.N1	16-NOV-2002 00:50:27	Dark	86.500	23	21Eps CMa	1.5020	26000.	173	3721	No
19	GOM_NL__2PRFIN20021116_005247_000000542011_00160_03721_1617.N1	16-NOV-2002 00:52:47	Dark	54.000	108	Alp Col	2.6520	15200.	108	3721	No
20	GOM_NL__2PRFIN20021116_005447_000000402011_00160_03721_1618.N1	16-NOV-2002 00:54:47	Straylight	39.500	157	The1Eri	2.9060	9300.0	79	3721	No
21	GOM_NL__2PRFIN20021116_005902_000001182011_00160_03721_1619.N1	16-NOV-2002 00:59:02	Straylight	118.00	47	2Bet CMa	1.9760	28000.	236	3721	No
22	GOM_NL__2PRFIN20021116_010441_000000852011_00160_03721_1620.N1	16-NOV-2002 01:04:41	Twilight	85.000	7	19Bet Ori	0.10000	14000.	170	3721	No
23	GOM_NL__2PRFIN20021116_010741_000000542011_00160_03721_1621.N1	16-NOV-2002 01:07:41	Twilight	53.500	94	92Alp Cet	2.5260	3100.0	107	3721	No
24	GOM_NL__2PRFIN20021116_011231_000000382011_00160_03721_1622.N1	16-NOV-2002 01:12:31	Bright	37.500	105	6Bet Ari	2.6450	8900.0	75	3721	No
25	GOM_NL__2PRFIN20021116_011442_000000472011_00160_03721_1623.N1	16-NOV-2002 01:14:42	Bright	46.500	146	25Eta Tau	2.8730	15200.	93	3721	No
26	GOM_NL__2PRFIN20021116_011629_000000382011_00160_03721_1624.N1	16-NOV-2002 01:16:29	Bright	37.500	173	4Bet Tri	3.0040	8900.0	75	3721	No
27	GOM_NL__2PRFIN20021116_011834_000000402011_00160_03721_1625.N1	16-NOV-2002 01:18:34	Bright	39.500	73	57Gam1And	2.2600	13100.	79	3721	No
28	GOM_NL__2PRFIN20021116_012140_000000432011_00160_03721_1626.N1	16-NOV-2002 01:21:40	Bright	43.000	35	33Alp Per	1.7950	6250.0	86	3721	No
29	GOM_NL__2PRFIN20021116_012337_000000362011_00160_03721_1627.N1	16-NOV-2002 01:23:37	Bright	36.000	110	37Del Cas	2.6780	8900.0	72	3721	No
30	GOM_NL__2PRFIN20021116_012519_000000572011_00160_03721_1628.N1	16-NOV-2002 01:25:19	Bright	57.000	6	13Alp Aur	0.080000	3400.0	114	3721	No
31	GOM_NL__2PRFIN20021116_012820_000000642011_00160_03721_1629.N1	16-NOV-2002 01:28:20	Bright	63.500	42	34Bet Aur	1.9000	10200.	127	3721	No
32	GOM_NL__2PRFIN20021116_013148_000000382011_00160_03721_1630.N1	16-NOV-2002 01:31:48	Bright	38.000	49	1Alp UMi	1.9900	6300.0	76	3721	No
33	GOM_NL__2PRFIN20021116_013609_000000402011_00160_03721_1631.N1	16-NOV-2002 01:36:09	Bright	40.000	60	7Bet UMi	2.0810	3950.0	80	3721	No
34	GOM_NL__2PRFIN20021116_013803_000000382011_00160_03721_1632.N1	16-NOV-2002 01:38:03	Bright	38.000	119	14Eta Dra	2.7270	4700.0	76	3721	No
35	GOM_NL__2PRFIN20021116_014105_000000432011_00160_03721_1633.N1	16-NOV-2002 01:41:05	Bright	42.500	82	48Bet UMa	2.3650	10600.	85	3721	No
36	GOM_NL__2PRFIN20021116_014326_000000372011_00160_03721_1634.N1	16-NOV-2002 01:43:26	Bright	37.000	39	85Eta UMa	1.8540	24000.	74	3721	No
37	GOM_NL__2PRFIN20021116_014508_000000452011_00160_03721_1635.N1	16-NOV-2002 01:45:08	Bright	45.000	174	52Psi UMa	3.0040	4400.0	90	3721	No
38	GOM_NL__2PRFIN20021116_014654_000000422011_00160_03721_1636.N1	16-NOV-2002 01:46:54	Bright	41.500	152	12Alp2CVn	2.8900	11000.	83	3721	No
39	GOM_NL__2PRFIN20021116_015133_000000352011_00160_03721_1637.N1	16-NOV-2002 01:51:33	Bright	35.000	3	16Alp Boo	-0.050000	4250.0	70	3721	No
40	GOM_NL__2PRFIN20021116_015346_000000482011_00160_03721_1638.N1	16-NOV-2002 01:53:46	Bright	48.000	96	68Del Leo	2.5600	9300.0	96	3721	No
41	GOM_NL__2PRFIN20021116_015533_000001072011_00160_03721_1639.N1	16-NOV-2002 01:55:33	Twilight	107.00	166	17Eps Leo	2.9800	6000.0	214	3721	No
42	GOM_NL__2PRFIN20021116_020024_000000872011_00160_03721_1640.N1	16-NOV-2002 02:00:24	Twilight	87.000	22	32Alp Leo	1.3600	15200.	174	3721	No

43	GOM_NL__2PRFIN20021116_020555_000002552011_00160_03721_1641.N1	16-NOV-2002 02:05:55	Dark	255.00	1015	Jupiter	0.0000	0.0000	510	3721	Yes
44	GOM_NL__2PRFIN20021116_021335_000000442011_00160_03721_1642.N1	16-NOV-2002 02:13:35	Dark	44.000	26	Gam Cru	1.6240	2900.0	88	3721	No
45	GOM_NL__2PRFIN20021116_021512_000000372011_00160_03721_1643.N1	16-NOV-2002 02:15:12	Dark	37.000	12	Alp1Cru	0.77500	30000.	74	3721	No
46	GOM_NL__2PRFIN20021116_021716_000000392011_00161_03722_1582.N1	16-NOV-2002 02:17:16	Dark	38.500	124	The Car	2.7640	30000.	77	3722	No
47	GOM_NL__2PRFIN20021116_022111_000000552011_00161_03722_1583.N1	16-NOV-2002 02:21:11	Dark	54.500	41	Eps Car	1.8600	4100.0	109	3722	No
48	GOM_NL__2PRFIN20021116_022303_000000562011_00161_03722_1584.N1	16-NOV-2002 02:23:03	Dark	56.000	70	Zet Pup	2.2460	39000.	112	3722	No
49	GOM_NL__2PRFIN20021116_022641_000000532011_00161_03722_1585.N1	16-NOV-2002 02:26:41	Dark	53.000	2	Alp Car	-0.73600	7000.0	106	3722	No
50	GOM_NL__2PRFIN20021116_022850_000000812011_00161_03722_1586.N1	16-NOV-2002 02:28:50	Dark	80.500	88	31Eta CMa	2.4480	20000.	161	3722	No
51	GOM_NL__2PRFIN20021116_023105_000000852011_00161_03722_1587.N1	16-NOV-2002 02:31:05	Dark	85.000	23	21Eps CMa	1.5020	26000.	170	3722	No
52	GOM_NL__2PRFIN20021116_023323_000000542011_00161_03722_1588.N1	16-NOV-2002 02:33:23	Dark	54.000	108	Alp Col	2.6520	15200.	108	3722	No
53	GOM_NL__2PRFIN20021116_023524_000000422011_00161_03722_1589.N1	16-NOV-2002 02:35:24	Straylight	42.000	157	The1Eri	2.9060	9300.0	84	3722	No
54	GOM_NL__2PRFIN20021116_023938_000001142011_00161_03722_1590.N1	16-NOV-2002 02:39:38	Straylight	113.50	47	2Bet CMa	1.9760	28000.	227	3722	No
55	GOM_NL__2PRFIN20021116_024517_000000862011_00161_03722_1591.N1	16-NOV-2002 02:45:17	Twi_and_stray	85.500	7	19Bet Ori	0.10000	14000.	171	3722	No
56	GOM_NL__2PRFIN20021116_024817_000000482011_00161_03722_1592.N1	16-NOV-2002 02:48:17	Twi_and_stray	48.000	94	92Alp Cet	2.5260	3100.0	96	3722	No
57	GOM_NL__2PRFIN20021116_025307_000000382011_00161_03722_1593.N1	16-NOV-2002 02:53:07	Bright	38.000	105	6Bet Ari	2.6450	8900.0	76	3722	No
58	GOM_NL__2PRFIN20021116_025518_000000472011_00161_03722_1594.N1	16-NOV-2002 02:55:18	Bright	46.500	146	25Eta Tau	2.8730	15200.	93	3722	No
59	GOM_NL__2PRFIN20021116_025706_000000382011_00161_03722_1595.N1	16-NOV-2002 02:57:06	Bright	38.000	173	4Bet Tri	3.0040	8900.0	76	3722	No
60	GOM_NL__2PRFIN20021116_025910_000000402011_00161_03722_1596.N1	16-NOV-2002 02:59:10	Bright	39.500	73	57Gam1And	2.2600	13100.	79	3722	No
61	GOM_NL__2PRFIN20021116_030217_000000422011_00161_03722_1597.N1	16-NOV-2002 03:02:17	Bright	41.500	35	33Alp Per	1.7950	6250.0	83	3722	No
62	GOM_NL__2PRFIN20021116_030413_000000372011_00161_03722_1598.N1	16-NOV-2002 03:04:13	Bright	37.000	110	37Del Cas	2.6780	8900.0	74	3722	No
63	GOM_NL__2PRFIN20021116_030554_000000562011_00161_03722_1599.N1	16-NOV-2002 03:05:54	Bright	55.500	6	13Alp Aur	0.080000	3400.0	111	3722	No
64	GOM_NL__2PRFIN20021116_030855_000000602011_00161_03722_1600.N1	16-NOV-2002 03:08:55	Bright	60.000	42	34Bet Aur	1.9000	10200.	120	3722	No
65	GOM_NL__2PRFIN20021116_031222_000000382011_00161_03722_1601.N1	16-NOV-2002 03:12:22	Bright	38.000	49	1Alp UMi	1.9900	6300.0	76	3722	No
66	GOM_NL__2PRFIN20021116_031646_000000402011_00161_03722_1602.N1	16-NOV-2002 03:16:46	Bright	39.500	60	7Bet UMi	2.0810	3950.0	79	3722	No
67	GOM_NL__2PRFIN20021116_031840_000000392011_00161_03722_1603.N1	16-NOV-2002 03:18:40	Bright	38.500	119	14Eta Dra	2.7270	4700.0	77	3722	No
68	GOM_NL__2PRFIN20021116_032142_000000442011_00161_03722_1604.N1	16-NOV-2002 03:21:42	Bright	44.000	82	48Bet UMa	2.3650	10600.	88	3722	No
69	GOM_NL__2PRFIN20021116_032402_000000362011_00161_03722_1605.N1	16-NOV-2002 03:24:02	Bright	35.500	39	85Eta UMa	1.8540	24000.	71	3722	No
70	GOM_NL__2PRFIN20021116_032544_000000482011_00161_03722_1606.N1	16-NOV-2002 03:25:44	Bright	47.500	174	52Psi UMa	3.0040	4400.0	95	3722	No
71	GOM_NL__2PRFIN20021116_032729_000000412011_00161_03722_1607.N1	16-NOV-2002 03:27:29	Bright	41.000	152	12Alp2CVn	2.8900	11000.	82	3722	No
72	GOM_NL__2PRFIN20021116_033209_000000352011_00161_03722_1608.N1	16-NOV-2002 03:32:09	Bright	35.000	3	16Alp Boo	-0.050000	4250.0	70	3722	No
73	GOM_NL__2PRFIN20021116_033422_000000502011_00161_03722_1609.N1	16-NOV-2002 03:34:22	Bright	49.500	96	68Del Leo	2.5600	9300.0	99	3722	No
74	GOM_NL__2PRFIN20021116_033610_000001092011_00161_03722_1610.N1	16-NOV-2002 03:36:10	Twi_and_stray	109.00	166	17Eps Leo	2.9800	6000.0	218	3722	No
75	GOM_NL__2PRFIN20021116_034102_000001032011_00161_03722_1611.N1	16-NOV-2002 03:41:02	Twi_and_stray	102.50	22	32Alp Leo	1.3600	15200.	205	3722	No
76	GOM_NL__2PRFIN20021116_034408_000000442011_00161_03722_1612.N1	16-NOV-2002 03:44:08	Twi_and_stray	44.000	100	4Gam Crv	2.5800	13100.	88	3722	No
77	GOM_NL__2PRFIN20021116_034639_000002552011_00161_03722_1613.N1	16-NOV-2002 03:46:39	Dark	255.00	1015	Jupiter	0.0000	0.0000	510	3722	Yes
78	GOM_NL__2PRFIN20021116_035411_000000502011_00161_03722_1614.N1	16-NOV-2002 03:54:11	Dark	50.000	26	Gam Cru	1.6240	2900.0	100	3722	No
79	GOM_NL__2PRFIN20021116_035548_000000422011_00161_03722_1615.N1	16-NOV-2002 03:55:48	Dark	41.500	12	Alp1Cru	0.77500	30000.	83	3722	No
80	GOM_NL__2PRFIN20021116_035752_000000402011_00162_03723_1599.N1	16-NOV-2002 03:57:52	Dark	39.500	124	The Car	2.7640	30000.	79	3723	No
81	GOM_NL__2PRFIN20021116_040147_000000552011_00162_03723_1600.N1	16-NOV-2002 04:01:47	Dark	55.000	41	Eps Car	1.8600	4100.0	110	3723	No
82	GOM_NL__2PRFIN20021116_040339_000000592011_00162_03723_1601.N1	16-NOV-2002 04:03:39	Dark	59.000	70	Zet Pup	2.2460	39000.	118	3723	No
83	GOM_NL__2PRFIN20021116_040716_000000522011_00162_03723_1602.N1	16-NOV-2002 04:07:16	Dark	52.000	2	Alp Car	-0.73600	7000.0	104	3723	No
84	GOM_NL__2PRFIN20021116_040927_000000812011_00162_03723_1603.N1	16-NOV-2002 04:09:27	Dark	81.000	88	31Eta CMa	2.4480	20000.	162	3723	No
85	GOM_NL__2PRFIN20021116_041142_000000852011_00162_03723_1604.N1	16-NOV-2002 04:11:42	Dark	85.000	23	21Eps CMa	1.5020	26000.	170	3723	No
86	GOM_NL__2PRFIN20021116_041400_000000562011_00162_03723_1605.N1	16-NOV-2002 04:14:00	Dark	56.000	108	Alp Col	2.6520	15200.	112	3723	No
87	GOM_NL__2PRFIN20021116_041600_000000402011_00162_03723_1606.N1	16-NOV-2002 04:16:00	Straylight	40.000	157	The1Eri	2.9060	9300.0	80	3723	No
88	GOM_NL__2PRFIN20021116_042014_000001122011_00162_03723_1607.N1	16-NOV-2002 04:20:14	Straylight	111.50	47	2Bet CMa	1.9760	28000.	223	3723	No
89	GOM_NL__2PRFIN20021116_042552_000000892011_00162_03723_1608.N1	16-NOV-2002 04:25:52	Twi_and_stray	88.500	7	19Bet Ori	0.10000	14000.	177	3723	No
90	GOM_NL__2PRFIN20021116_042853_000000562011_00162_03723_1609.N1	16-NOV-2002 04:28:53	Twi_and_stray	56.000	94	92Alp Cet	2.5260	3100.0	112	3723	No
91	GOM_NL__2PRFIN20021116_043342_000000392011_00162_03723_1610.N1	16-NOV-2002 04:33:42	Bright	39.000	105	6Bet Ari	2.6450	8900.0	78	3723	No
92	GOM_NL__2PRFIN20021116_043553_000000472011_00162_03723_1611.N1	16-NOV-2002 04:35:53	Bright	47.000	146	25Eta Tau	2.8730	15200.	94	3723	No
93	GOM_NL__2PRFIN20021116_043741_000000382011_00162_03723_1612.N1	16-NOV-2002 04:37:41	Bright	38.000	173	4Bet Tri	3.0040	8900.0	76	3723	No
94	GOM_NL__2PRFIN20021116_043946_000000392011_00162_03723_1613.N1	16-NOV-2002 04:39:46	Bright	38.500	73	57Gam1And	2.2600	13100.	77	3723	No
95	GOM_NL__2PRFIN20021116_044251_000000442011_00162_03723_1614.N1	16-NOV-2002 04:42:51	Bright	43.500	35	33Alp Per	1.7950	6250.0	87	3723	No
96	GOM_NL__2PRFIN20021116_044450_000000372011_00162_03723_1615.N1	16-NOV-2002 04:44:50	Bright	36.500	110	37Del Cas	2.6780	8900.0	73	3723	No
97	GOM_NL__2PRFIN20021116_044627_000000582011_00162_03723_1616.N1	16-NOV-2002 04:46:27	Bright	58.000	6	13Alp Aur	0.080000	3400.0	116	3723	No
98	GOM_NL__2PRFIN20021116_044929_000000642011_00162_03723_1617.N1	16-NOV-2002 04:49:29	Bright	64.000	42	34Bet Aur	1.9000	10200.	128	3723	No
99	GOM_NL__2PRFIN20021116_045259_000000392011_00162_03723_1618.N1	16-NOV-2002 04:52:59	Bright	39.000	49	1Alp UMi	1.9900	6300.0	78	3723	No
100	GOM_NL__2PRFIN20021116_045721_000000372011_00162_03723_1619.N1	16-NOV-2002 04:57:21	Bright	36.500	60	7Bet UMi	2.0810	3950.0	73	3723	No
101	GOM_NL__2PRFIN20021116_045916_000000392011_00162_03723_1620.N1	16-NOV-2002 04:59:16	Bright	38.500	119	14Eta Dra	2.7270	4700.0	77	3723	No

102	GOM_NL__2PRFIN20021116_050217_000000442011_00162_03723_1621.N1	16-NOV-2002 05:02:17	Bright	43.500	82	48Bet UMa	2.3650	10600.	87	3723	No
103	GOM_NL__2PRFIN20021116_050438_000000362011_00162_03723_1622.N1	16-NOV-2002 05:04:38	Bright	35.500	39	85Eta UMa	1.8540	24000.	71	3723	No
104	GOM_NL__2PRFIN20021116_050620_000000442011_00162_03723_1623.N1	16-NOV-2002 05:06:20	Bright	44.000	174	52Psi UMa	3.0040	4400.0	88	3723	No
105	GOM_NL__2PRFIN20021116_050807_000000382011_00162_03723_1624.N1	16-NOV-2002 05:08:07	Bright	37.500	152	12Alp2CVn	2.8900	11000.	75	3723	No
106	GOM_NL__2PRFIN20021116_051245_000000362011_00162_03723_1625.N1	16-NOV-2002 05:12:45	Bright	36.000	3	16Alp Boo	-0.050000	4250.0	72	3723	No
107	GOM_NL__2PRFIN20021116_051459_000000572011_00162_03723_1626.N1	16-NOV-2002 05:14:59	Bright	56.500	96	68Del Leo	2.5600	9300.0	113	3723	No
108	GOM_NL__2PRFIN20021116_051647_000001062011_00162_03723_1627.N1	16-NOV-2002 05:16:47	Twi_and_stray	106.00	166	17Eps Leo	2.9800	6000.0	212	3723	No
109	GOM_NL__2PRFIN20021116_052139_000000942011_00162_03723_1628.N1	16-NOV-2002 05:21:39	Twi_and_stray	93.500	22	32Alp Leo	1.3600	15200.	187	3723	No
110	GOM_NL__2PRFIN20021116_052445_000000462011_00162_03723_1629.N1	16-NOV-2002 05:24:45	Twi_and_stray	46.000	100	4Gam Crv	2.5800	13100.	92	3723	No
111	GOM_NL__2PRFIN20021116_052723_000002552011_00162_03723_1630.N1	16-NOV-2002 05:27:23	Dark	255.00	1015	Jupiter	0.0000	0.0000	510	3723	Yes
112	GOM_NL__2PRFIN20021116_053447_000000442011_00162_03723_1631.N1	16-NOV-2002 05:34:47	Dark	44.000	26	Gam Cru	1.6240	2900.0	88	3723	No
113	GOM_NL__2PRFIN20021116_053625_000000422011_00162_03723_1632.N1	16-NOV-2002 05:36:25	Dark	41.500	12	Alp1Cru	0.77500	30000.	83	3723	No
114	GOM_NL__2PRFIN20021116_053828_000000392011_00163_03724_1582.N1	16-NOV-2002 05:38:28	Dark	38.500	124	The Car	2.7640	30000.	77	3724	No
115	GOM_NL__2PRFIN20021116_054223_000000582011_00163_03724_1583.N1	16-NOV-2002 05:42:23	Dark	58.000	41	Eps Car	1.8600	4100.0	116	3724	No
116	GOM_NL__2PRFIN20021116_054416_000000592011_00163_03724_1584.N1	16-NOV-2002 05:44:16	Dark	58.500	70	Zet Pup	2.2460	39000.	117	3724	No
117	GOM_NL__2PRFIN20021116_054753_000000532011_00163_03724_1585.N1	16-NOV-2002 05:47:53	Dark	52.500	2	Alp Car	-0.73600	7000.0	105	3724	No
118	GOM_NL__2PRFIN20021116_055004_000000852011_00163_03724_1586.N1	16-NOV-2002 05:50:04	Dark	85.000	88	31Eta CMa	2.4480	20000.	170	3724	No
119	GOM_NL__2PRFIN20021116_055219_000000862011_00163_03724_1587.N1	16-NOV-2002 05:52:19	Dark	85.500	23	21Eps CMa	1.5020	26000.	171	3724	No
120	GOM_NL__2PRFIN20021116_055435_000000582011_00163_03724_1588.N1	16-NOV-2002 05:54:35	Dark	57.500	108	Alp Col	2.6520	15200.	115	3724	No
121	GOM_NL__2PRFIN20021116_055636_000000402011_00163_03724_1589.N1	16-NOV-2002 05:56:36	Straylight	40.000	157	The1Eri	2.9060	9300.0	80	3724	No
122	GOM_NL__2PRFIN20021116_060050_000001152011_00163_03724_1590.N1	16-NOV-2002 06:00:50	Straylight	114.50	47	2Bet CMa	1.9760	28000.	229	3724	No
123	GOM_NL__2PRFIN20021116_060628_000000962011_00163_03724_1591.N1	16-NOV-2002 06:06:28	Twi_and_stray	95.500	7	19Bet Ori	0.10000	14000.	191	3724	No
124	GOM_NL__2PRFIN20021116_060928_000000532011_00163_03724_1592.N1	16-NOV-2002 06:09:28	Twi_and_stray	52.500	94	92Alp Cet	2.5260	3100.0	105	3724	No
125	GOM_NL__2PRFIN20021116_061418_000000392011_00163_03724_1593.N1	16-NOV-2002 06:14:18	Bright	39.000	105	6Bet Ari	2.6450	8900.0	78	3724	No
126	GOM_NL__2PRFIN20021116_061628_000000462011_00163_03724_1594.N1	16-NOV-2002 06:16:28	Bright	46.000	146	25Eta Tau	2.8730	15200.	92	3724	No
127	GOM_NL__2PRFIN20021116_061817_000000382011_00163_03724_1595.N1	16-NOV-2002 06:18:17	Bright	38.000	173	4Bet Tri	3.0040	8900.0	76	3724	No
128	GOM_NL__2PRFIN20021116_062021_000000402011_00163_03724_1596.N1	16-NOV-2002 06:20:21	Bright	39.500	73	57Gam1And	2.2600	13100.	79	3724	No
129	GOM_NL__2PRFIN20021116_062325_000000462011_00163_03724_1597.N1	16-NOV-2002 06:23:25	Bright	45.500	35	33Alp Per	1.7950	6250.0	91	3724	No
130	GOM_NL__2PRFIN20021116_062525_000000372011_00163_03724_1598.N1	16-NOV-2002 06:25:25	Bright	36.500	110	37Del Cas	2.6780	8900.0	73	3724	No
131	GOM_NL__2PRFIN20021116_062702_000000562011_00163_03724_1599.N1	16-NOV-2002 06:27:02	Bright	56.000	6	13Alp Aur	0.080000	3400.0	112	3724	No
132	GOM_NL__2PRFIN20021116_063004_000000632011_00163_03724_1600.N1	16-NOV-2002 06:30:04	Bright	62.500	42	34Bet Aur	1.9000	10200.	125	3724	No
133	GOM_NL__2PRFIN20021116_063336_000000382011_00163_03724_1601.N1	16-NOV-2002 06:33:36	Bright	38.000	49	1Alp UMi	1.9900	6300.0	76	3724	No
134	GOM_NL__2PRFIN20021116_063758_000000402011_00163_03724_1602.N1	16-NOV-2002 06:37:58	Bright	40.000	60	7Bet UMi	2.0810	3950.0	80	3724	No
135	GOM_NL__2PRFIN20021116_063952_000000392011_00163_03724_1603.N1	16-NOV-2002 06:39:52	Bright	39.000	119	14Eta Dra	2.7270	4700.0	78	3724	No
136	GOM_NL__2PRFIN20021116_064253_000000442011_00163_03724_1604.N1	16-NOV-2002 06:42:53	Bright	44.000	82	48Bet UMa	2.3650	10600.	88	3724	No
137	GOM_NL__2PRFIN20021116_064515_000000522011_00163_03724_1605.N1	16-NOV-2002 06:45:15	Bright	52.000	39	85Eta UMa	1.8540	24000.	104	3724	No
138	GOM_NL__2PRFIN20021116_064656_000000582011_00163_03724_1606.N1	16-NOV-2002 06:46:56	Bright	57.500	174	52Psi UMa	3.0040	4400.0	115	3724	No
139	GOM_NL__2PRFIN20021116_064843_000000372011_00163_03724_1607.N1	16-NOV-2002 06:48:43	Bright	37.000	152	12Alp2CVn	2.8900	11000.	74	3724	No
140	GOM_NL__2PRFIN20021116_065322_000000362011_00163_03724_1608.N1	16-NOV-2002 06:53:22	Bright	35.500	3	16Alp Boo	-0.050000	4250.0	71	3724	No
141	GOM_NL__2PRFIN20021116_065536_000000502011_00163_03724_1609.N1	16-NOV-2002 06:55:36	Bright	49.500	96	68Del Leo	2.5600	9300.0	99	3724	No
142	GOM_NL__2PRFIN20021116_065724_000001042011_00163_03724_1610.N1	16-NOV-2002 06:57:24	Twi_and_stray	104.00	166	17Eps Leo	2.9800	6000.0	208	3724	No
143	GOM_NL__2PRFIN20021116_070217_000000942011_00163_03724_1611.N1	16-NOV-2002 07:02:17	Twi_and_stray	93.500	22	32Alp Leo	1.3600	15200.	187	3724	No
144	GOM_NL__2PRFIN20021116_070522_000000422011_00163_03724_1612.N1	16-NOV-2002 07:05:22	Twi_and_stray	41.500	100	4Gam Crv	2.5800	13100.	83	3724	No
145	GOM_NL__2PRFIN20021116_070806_000002552011_00163_03724_1613.N1	16-NOV-2002 07:08:06	Dark	255.00	1015	Jupiter	0.0000	0.0000	510	3724	Yes
146	GOM_NL__2PRFIN20021116_071524_000000432011_00163_03724_1614.N1	16-NOV-2002 07:15:24	Dark	42.500	26	Gam Cru	1.6240	2900.0	85	3724	No
147	GOM_NL__2PRFIN20021116_071700_000000442011_00163_03724_1615.N1	16-NOV-2002 07:17:00	Dark	43.500	12	Alp1Cru	0.77500	30000.	87	3724	No
148	GOM_NL__2PRFIN20021116_071905_000000392011_00164_03725_1605.N1	16-NOV-2002 07:19:05	Dark	38.500	124	The Car	2.7640	30000.	77	3725	No
149	GOM_NL__2PRFIN20021116_072300_000000452011_00164_03725_1606.N1	16-NOV-2002 07:23:00	Dark	45.000	41	Eps Car	1.8600	4100.0	90	3725	No
150	GOM_NL__2PRFIN20021116_072454_000000572011_00164_03725_1607.N1	16-NOV-2002 07:24:54	Dark	57.000	70	Zet Pup	2.2460	39000.	114	3725	No
151	GOM_NL__2PRFIN20021116_072830_000000612011_00164_03725_1608.N1	16-NOV-2002 07:28:30	Dark	61.000	2	Alp Car	-0.73600	7000.0	122	3725	No
152	GOM_NL__2PRFIN20021116_073042_000000822011_00164_03725_1609.N1	16-NOV-2002 07:30:42	Dark	81.500	88	31Eta CMa	2.4480	20000.	163	3725	No
153	GOM_NL__2PRFIN20021116_073257_000000812011_00164_03725_1610.N1	16-NOV-2002 07:32:57	Dark	81.000	23	21Eps CMa	1.5020	26000.	162	3725	No
154	GOM_NL__2PRFIN20021116_073513_000000522011_00164_03725_1611.N1	16-NOV-2002 07:35:13	Dark	52.000	108	Alp Col	2.6520	15200.	104	3725	No
155	GOM_NL__2PRFIN20021116_073712_000000422011_00164_03725_1612.N1	16-NOV-2002 07:37:12	Straylight	42.000	157	The1Eri	2.9060	9300.0	84	3725	No
156	GOM_NL__2PRFIN20021116_074210_000001732011_00164_03725_1613.N1	16-NOV-2002 07:42:10	Straylight	172.50	1	9Alp CMa	-1.4400	11000.	345	3725	No
157	GOM_NL__2PRFIN20021116_074703_000000892011_00164_03725_1614.N1	16-NOV-2002 07:47:03	Dark	89.000	7	19Bet Ori	0.10000	14000.	178	3725	Yes
158	GOM_NL__2PRFIN20021116_075004_000000532011_00164_03725_1615.N1	16-NOV-2002 07:50:04	Twi_and_stray	52.500	94	92Alp Cet	2.5260	3100.0	105	3725	No
159	GOM_NL__2PRFIN20021116_075455_000000392011_00164_03725_1616.N1	16-NOV-2002 07:54:55	Bright	38.500	105	6Bet Ari	2.6450	8900.0	77	3725	No
160	GOM_NL__2PRFIN20021116_075704_000000472011_00164_03725_1617.N1	16-NOV-2002 07:57:04	Bright	46.500	146	25Eta Tau	2.8730	15200.	93	3725	No

161	GOM_NL__2PRFIN20021116_075853_000000382011_00164_03725_1618.N1	16-NOV-2002 07:58:53	Bright	37.500	173	4Bet Tri	3.0040	8900.0	75	3725	No
162	GOM_NL__2PRFIN20021116_080058_000000392011_00164_03725_1619.N1	16-NOV-2002 08:00:58	Bright	38.500	73	57Gam1And	2.2600	13100.	77	3725	No
163	GOM_NL__2PRFIN20021116_080402_000000442011_00164_03725_1620.N1	16-NOV-2002 08:04:02	Bright	44.000	35	33Alp Per	1.7950	6250.0	88	3725	No
164	GOM_NL__2PRFIN20021116_080601_000000372011_00164_03725_1621.N1	16-NOV-2002 08:06:01	Bright	36.500	110	37Del Cas	2.6780	8900.0	73	3725	No
165	GOM_NL__2PRFIN20021116_080739_000000742011_00164_03725_1622.N1	16-NOV-2002 08:07:39	Bright	74.000	6	13Alp Aur	0.080000	3400.0	148	3725	No
166	GOM_NL__2PRFIN20021116_081038_000000622011_00164_03725_1623.N1	16-NOV-2002 08:10:38	Bright	61.500	42	34Bet Aur	1.9000	10200.	123	3725	No
167	GOM_NL__2PRFIN20021116_081412_000000362011_00164_03725_1624.N1	16-NOV-2002 08:14:12	Bright	36.000	49	1Alp UMi	1.9900	6300.0	72	3725	No
168	GOM_NL__2PRFIN20021116_081834_000000362011_00164_03725_1625.N1	16-NOV-2002 08:18:34	Bright	35.500	60	7Bet UMi	2.0810	3950.0	71	3725	No
169	GOM_NL__2PRFIN20021116_082029_000000392011_00164_03725_1626.N1	16-NOV-2002 08:20:29	Bright	38.500	119	14Eta Dra	2.7270	4700.0	77	3725	No
170	GOM_NL__2PRFIN20021116_082329_000000432011_00164_03725_1627.N1	16-NOV-2002 08:23:29	Bright	43.000	82	48Bet UMa	2.3650	10600.	86	3725	No
171	GOM_NL__2PRFIN20021116_082551_000000382011_00164_03725_1628.N1	16-NOV-2002 08:25:51	Bright	38.000	39	85Eta UMa	1.8540	24000.	76	3725	No
172	GOM_NL__2PRFIN20021116_082732_000000442011_00164_03725_1629.N1	16-NOV-2002 08:27:32	Bright	44.000	174	52Psi UMa	3.0040	4400.0	88	3725	No
173	GOM_NL__2PRFIN20021116_082920_000000362011_00164_03725_1630.N1	16-NOV-2002 08:29:20	Bright	36.000	152	12Alp2CVn	2.8900	11000.	72	3725	No
174	GOM_NL__2PRFIN20021116_083358_000000362011_00164_03725_1631.N1	16-NOV-2002 08:33:58	Bright	35.500	3	16Alp Boo	-0.050000	4250.0	71	3725	No
175	GOM_NL__2PRFIN20021116_083612_000000512011_00164_03725_1632.N1	16-NOV-2002 08:36:12	Bright	50.500	96	68Del Leo	2.5600	9300.0	101	3725	No
176	GOM_NL__2PRFIN20021116_083802_000001102011_00164_03725_1633.N1	16-NOV-2002 08:38:02	Tw_i_and_stray	110.00	166	17Eps Leo	2.9800	6000.0	220	3725	No
177	GOM_NL__2PRFIN20021116_084254_000000882011_00164_03725_1634.N1	16-NOV-2002 08:42:54	Tw_i_and_stray	88.000	22	32Alp Leo	1.3600	15200.	176	3725	No
178	GOM_NL__2PRFIN20021116_084559_000000432011_00164_03725_1635.N1	16-NOV-2002 08:45:59	Tw_i_and_stray	42.500	100	4Gam Crv	2.5800	13100.	85	3725	No
179	GOM_NL__2PRFIN20021116_084851_000002552011_00164_03725_1636.N1	16-NOV-2002 08:48:51	Dark	255.00	1015	Jupiter	0.0000	0.0000	510	3725	Yes
180	GOM_NL__2PRFIN20021116_085444_000000402011_00164_03725_1637.N1	16-NOV-2002 08:54:44	Dark	39.500	99	Del Cen	2.5750	26000.	79	3725	No
181	GOM_NL__2PRFIN20021116_085600_000000472011_00164_03725_1638.N1	16-NOV-2002 08:56:00	Dark	46.500	26	Gam Cru	1.6240	2900.0	93	3725	No
182	GOM_NL__2PRFIN20021116_085737_000000472011_00164_03725_1639.N1	16-NOV-2002 08:57:37	Dark	47.000	12	Alp1Cru	0.77500	30000.	94	3725	No
183	GOM_NL__2PRFIN20021116_085941_000000392011_00165_03726_1598.N1	16-NOV-2002 08:59:41	Dark	38.500	124	The Car	2.7640	30000.	77	3726	No
184	GOM_NL__2PRFIN20021116_090336_000000452011_00165_03726_1599.N1	16-NOV-2002 09:03:36	Dark	45.000	41	Eps Car	1.8600	4100.0	90	3726	No
185	GOM_NL__2PRFIN20021116_090531_000000562011_00165_03726_1600.N1	16-NOV-2002 09:05:31	Dark	55.500	70	Zet Pup	2.2460	39000.	111	3726	No
186	GOM_NL__2PRFIN20021116_090907_000000502011_00165_03726_1601.N1	16-NOV-2002 09:09:07	Dark	50.000	2	Alp Car	-0.73600	7000.0	100	3726	No
187	GOM_NL__2PRFIN20021116_091120_000000802011_00165_03726_1602.N1	16-NOV-2002 09:11:20	Dark	80.000	88	31Eta CMa	2.4480	20000.	160	3726	No
188	GOM_NL__2PRFIN20021116_091334_000000882011_00165_03726_1603.N1	16-NOV-2002 09:13:34	Dark	87.500	23	21Eps CMa	1.5020	26000.	175	3726	No
189	GOM_NL__2PRFIN20021116_091549_000000582011_00165_03726_1604.N1	16-NOV-2002 09:15:49	Dark	58.000	108	Alp Col	2.6520	15200.	116	3726	No
190	GOM_NL__2PRFIN20021116_091748_000000402011_00165_03726_1605.N1	16-NOV-2002 09:17:48	Straylight	40.000	157	The1Eri	2.9060	9300.0	80	3726	No
191	GOM_NL__2PRFIN20021116_092246_000002122011_00165_03726_1606.N1	16-NOV-2002 09:22:46	Tw_i_and_stray	212.00	1	9Alp CMa	-1.4400	11000.	424	3726	No
192	GOM_NL__2PRFIN20021116_092738_000000882011_00165_03726_1607.N1	16-NOV-2002 09:27:38	Tw_i_and_stray	88.000	7	19Bet Ori	0.10000	14000.	176	3726	No
193	GOM_NL__2PRFIN20021116_093040_000000482011_00165_03726_1608.N1	16-NOV-2002 09:30:40	Tw_i_and_stray	48.000	94	92Alp Cet	2.5260	3100.0	96	3726	No
194	GOM_NL__2PRFIN20021116_093531_000000392011_00165_03726_1609.N1	16-NOV-2002 09:35:31	Bright	38.500	105	6Bet Ari	2.6450	8900.0	77	3726	No
195	GOM_NL__2PRFIN20021116_093739_000000472011_00165_03726_1610.N1	16-NOV-2002 09:37:39	Bright	46.500	146	25Eta Tau	2.8730	15200.	93	3726	No
196	GOM_NL__2PRFIN20021116_093929_000000382011_00165_03726_1611.N1	16-NOV-2002 09:39:29	Bright	38.000	173	4Bet Tri	3.0040	8900.0	76	3726	No
197	GOM_NL__2PRFIN20021116_094134_000000372011_00165_03726_1612.N1	16-NOV-2002 09:41:34	Bright	36.500	73	57Gam1And	2.2600	13100.	73	3726	No
198	GOM_NL__2PRFIN20021116_094438_000000432011_00165_03726_1613.N1	16-NOV-2002 09:44:38	Bright	42.500	35	33Alp Per	1.7950	6250.0	85	3726	No
199	GOM_NL__2PRFIN20021116_094638_000000372011_00165_03726_1614.N1	16-NOV-2002 09:46:38	Bright	37.000	110	37Del Cas	2.6780	8900.0	74	3726	No
200	GOM_NL__2PRFIN20021116_094813_000000582011_00165_03726_1615.N1	16-NOV-2002 09:48:13	Bright	57.500	6	13Alp Aur	0.080000	3400.0	115	3726	No
201	GOM_NL__2PRFIN20021116_095113_000000622011_00165_03726_1616.N1	16-NOV-2002 09:51:13	Bright	61.500	42	34Bet Aur	1.9000	10200.	123	3726	No
202	GOM_NL__2PRFIN20021116_095448_000000392011_00165_03726_1617.N1	16-NOV-2002 09:54:48	Bright	38.500	49	1Alp UMi	1.9900	6300.0	77	3726	No
203	GOM_NL__2PRFIN20021116_095910_000000392011_00165_03726_1618.N1	16-NOV-2002 09:59:10	Bright	39.000	60	7Bet UMi	2.0810	3950.0	78	3726	No
204	GOM_NL__2PRFIN20021116_100105_000000382011_00165_03726_1619.N1	16-NOV-2002 10:01:05	Bright	38.000	119	14Eta Dra	2.7270	4700.0	76	3726	No
205	GOM_NL__2PRFIN20021116_100404_000000432011_00165_03726_1620.N1	16-NOV-2002 10:04:04	Bright	42.500	82	48Bet UMa	2.3650	10600.	85	3726	No
206	GOM_NL__2PRFIN20021116_100628_000000352011_00165_03726_1621.N1	16-NOV-2002 10:06:28	Bright	35.000	39	85Eta UMa	1.8540	24000.	70	3726	No
207	GOM_NL__2PRFIN20021116_100808_000000472011_00165_03726_1622.N1	16-NOV-2002 10:08:08	Bright	46.500	174	52Psi UMa	3.0040	4400.0	93	3726	No
208	GOM_NL__2PRFIN20021116_100955_000000382011_00165_03726_1623.N1	16-NOV-2002 10:09:55	Bright	38.000	152	12Alp2CVn	2.8900	11000.	76	3726	No
209	GOM_NL__2PRFIN20021116_101434_000000352011_00165_03726_1624.N1	16-NOV-2002 10:14:34	Bright	35.000	3	16Alp Boo	-0.050000	4250.0	70	3726	No
210	GOM_NL__2PRFIN20021116_101648_000000502011_00165_03726_1625.N1	16-NOV-2002 10:16:48	Bright	50.000	96	68Del Leo	2.5600	9300.0	100	3726	No
211	GOM_NL__2PRFIN20021116_101839_000001012011_00165_03726_1626.N1	16-NOV-2002 10:18:39	Tw_i_and_stray	100.50	166	17Eps Leo	2.9800	6000.0	201	3726	No
212	GOM_NL__2PRFIN20021116_102332_000000972011_00165_03726_1627.N1	16-NOV-2002 10:23:32	Tw_i_and_stray	97.000	22	32Alp Leo	1.3600	15200.	194	3726	No
213	GOM_NL__2PRFIN20021116_102635_000000422011_00165_03726_1628.N1	16-NOV-2002 10:26:35	Tw_i_and_stray	42.000	100	4Gam Crv	2.5800	13100.	84	3726	No
214	GOM_NL__2PRFIN20021116_102937_000002552011_00165_03726_1629.N1	16-NOV-2002 10:29:37	Dark	255.00	1015	Jupiter	0.0000	0.0000	510	3726	Yes
215	GOM_NL__2PRFIN20021116_103520_000000402011_00165_03726_1630.N1	16-NOV-2002 10:35:20	Dark	39.500	99	Del Cen	2.5750	26000.	79	3726	No
216	GOM_NL__2PRFIN20021116_103636_000000452011_00165_03726_1631.N1	16-NOV-2002 10:36:36	Dark	45.000	26	Gam Cru	1.6240	2900.0	90	3726	No
217	GOM_NL__2PRFIN20021116_103813_000000422011_00165_03726_1632.N1	16-NOV-2002 10:38:13	Dark	42.000	12	Alp1Cru	0.77500	30000.	84	3726	No
218	GOM_NL__2PRFIN20021116_104017_000000392011_00166_03727_1621.N1	16-NOV-2002 10:40:17	Dark	39.000	124	The Car	2.7640	30000.	78	3727	No
219	GOM_NL__2PRFIN20021116_104413_000000432011_00166_03727_1622.N1	16-NOV-2002 10:44:13	Dark	43.000	41	Eps Car	1.8600	4100.0	86	3727	No

220	GOM_NL__2PRFIN20021116_104609_000000572011_00166_03727_1623.N1	16-NOV-2002 10:46:09	Dark	57.000	70	Zet Pup	2.2460	39000.	114	3727	No
221	GOM_NL__2PRFIN20021116_104944_000000612011_00166_03727_1624.N1	16-NOV-2002 10:49:44	Dark	61.000	2	Alp Car	-0.73600	7000.0	122	3727	No
222	GOM_NL__2PRFIN20021116_105157_000000832011_00166_03727_1625.N1	16-NOV-2002 10:51:57	Dark	82.500	88	31Eta CMa	2.4480	20000.	165	3727	No
223	GOM_NL__2PRFIN20021116_105411_000000852011_00166_03727_1626.N1	16-NOV-2002 10:54:11	Dark	85.000	23	21Eps CMa	1.5020	26000.	170	3727	No
224	GOM_NL__2PRFIN20021116_105626_000000572011_00166_03727_1627.N1	16-NOV-2002 10:56:26	Dark	56.500	108	Alp Col	2.6520	15200.	113	3727	No
225	GOM_NL__2PRFIN20021116_105825_000000382011_00166_03727_1628.N1	16-NOV-2002 10:58:25	Straylight	38.000	157	The1Eri	2.9060	9300.0	76	3727	No
226	GOM_NL__2PRFIN20021116_110323_000002112011_00166_03727_1629.N1	16-NOV-2002 11:03:23	Twilight_and_stray	210.50	1	9Alp CMa	-1.4400	11000.	421	3727	No
227	GOM_NL__2PRFIN20021116_110815_000000952011_00166_03727_1630.N1	16-NOV-2002 11:08:15	Twilight_and_stray	95.000	7	19Bet Ori	0.10000	14000.	190	3727	No
228	GOM_NL__2PRFIN20021116_111116_000000522011_00166_03727_1631.N1	16-NOV-2002 11:11:16	Twilight_and_stray	51.500	94	92Alp Cet	2.5260	3100.0	103	3727	No
229	GOM_NL__2PRFIN20021116_111607_000000392011_00166_03727_1632.N1	16-NOV-2002 11:16:07	Bright	39.000	105	6Bet Ari	2.6450	8900.0	78	3727	No
230	GOM_NL__2PRFIN20021116_111816_000000452011_00166_03727_1633.N1	16-NOV-2002 11:18:16	Bright	44.500	146	25Eta Tau	2.8730	15200.	89	3727	No
231	GOM_NL__2PRFIN20021116_112005_000000382011_00166_03727_1634.N1	16-NOV-2002 11:20:05	Bright	37.500	173	4Bet Tri	3.0040	8900.0	75	3727	No
232	GOM_NL__2PRFIN20021116_112210_000000382011_00166_03727_1635.N1	16-NOV-2002 11:22:10	Bright	38.000	73	57Gam1And	2.2600	13100.	76	3727	No
233	GOM_NL__2PRFIN20021116_112514_000000442011_00166_03727_1636.N1	16-NOV-2002 11:25:14	Bright	43.500	35	33Alp Per	1.7950	6250.0	87	3727	No
234	GOM_NL__2PRFIN20021116_112713_000000372011_00166_03727_1637.N1	16-NOV-2002 11:27:13	Bright	36.500	110	37Del Cas	2.6780	8900.0	73	3727	No
235	GOM_NL__2PRFIN20021116_112849_000000592011_00166_03727_1638.N1	16-NOV-2002 11:28:49	Bright	58.500	6	13Alp Aur	0.080000	3400.0	117	3727	No
236	GOM_NL__2PRFIN20021116_113148_000000612011_00166_03727_1639.N1	16-NOV-2002 11:31:48	Bright	60.500	42	34Bet Aur	1.9000	10200.	121	3727	No
237	GOM_NL__2PRFIN20021116_113524_000000372011_00166_03727_1640.N1	16-NOV-2002 11:35:24	Bright	37.000	49	1Alp UMi	1.9900	6300.0	74	3727	No
238	GOM_NL__2PRFIN20021116_113947_000000382011_00166_03727_1641.N1	16-NOV-2002 11:39:47	Bright	38.000	60	7Bet UMi	2.0810	3950.0	76	3727	No
239	GOM_NL__2PRFIN20021116_114142_000000382011_00166_03727_1642.N1	16-NOV-2002 11:41:42	Bright	37.500	119	14Eta Dra	2.7270	4700.0	75	3727	No
240	GOM_NL__2PRFIN20021116_114440_000000432011_00166_03727_1643.N1	16-NOV-2002 11:44:40	Bright	43.000	82	48Bet UMa	2.3650	10600.	86	3727	No
241	GOM_NL__2PRFIN20021116_114704_000000372011_00166_03727_1644.N1	16-NOV-2002 11:47:04	Bright	36.500	39	85Eta UMa	1.8540	24000.	73	3727	No
242	GOM_NL__2PRFIN20021116_114844_000000482011_00166_03727_1645.N1	16-NOV-2002 11:48:44	Bright	47.500	174	52Psi UMa	3.0040	4400.0	95	3727	No
243	GOM_NL__2PRFIN20021116_115032_000000372011_00166_03727_1646.N1	16-NOV-2002 11:50:32	Bright	37.000	152	12Alp2CVn	2.8900	11000.	74	3727	No
244	GOM_NL__2PRFIN20021116_115510_000000352011_00166_03727_1647.N1	16-NOV-2002 11:55:10	Bright	34.500	3	16Alp Boo	-0.050000	4250.0	69	3727	No
245	GOM_NL__2PRFIN20021116_115725_000000512011_00166_03727_1648.N1	16-NOV-2002 11:57:25	Bright	50.500	96	68Del Leo	2.5600	9300.0	101	3727	No
246	GOM_NL__2PRFIN20021116_115916_000001012011_00166_03727_1649.N1	16-NOV-2002 11:59:16	Twilight_and_stray	101.00	166	17Eps Leo	2.9800	6000.0	202	3727	No
247	GOM_NL__2PRFIN20021116_120409_000000972011_00166_03727_1650.N1	16-NOV-2002 12:04:09	Twilight_and_stray	96.500	22	32Alp Leo	1.3600	15200.	193	3727	No
248	GOM_NL__2PRFIN20021116_120711_000000422011_00166_03727_1651.N1	16-NOV-2002 12:07:11	Twilight_and_stray	42.000	100	4Gam Crv	2.5800	13100.	84	3727	No
249	GOM_NL__2PRFIN20021116_121022_000002552011_00166_03727_1652.N1	16-NOV-2002 12:10:22	Dark	255.00	1015	Jupiter	0.0000	0.0000	510	3727	Yes
250	GOM_NL__2PRFIN20021116_121557_000000392011_00166_03727_1653.N1	16-NOV-2002 12:15:57	Dark	38.500	99	Del Cen	2.5750	26000.	77	3727	No
251	GOM_NL__2PRFIN20021116_121712_000000482011_00166_03727_1654.N1	16-NOV-2002 12:17:12	Dark	48.000	26	Gam Cru	1.6240	2900.0	96	3727	No
252	GOM_NL__2PRFIN20021116_121849_000000432011_00166_03727_1655.N1	16-NOV-2002 12:18:49	Dark	43.000	12	Alp1Cru	0.77500	30000.	86	3727	No
253	GOM_NL__2PRFIN20021116_122054_000000402011_00167_03728_1621.N1	16-NOV-2002 12:20:54	Dark	39.500	124	The Car	2.7640	30000.	79	3728	No
254	GOM_NL__2PRFIN20021116_122450_000000452011_00167_03728_1622.N1	16-NOV-2002 12:24:50	Dark	45.000	41	Eps Car	1.8600	4100.0	90	3728	No
255	GOM_NL__2PRFIN20021116_122645_000000592011_00167_03728_1623.N1	16-NOV-2002 12:26:45	Dark	59.000	70	Zet Pup	2.2460	39000.	118	3728	No
256	GOM_NL__2PRFIN20021116_123020_000000612011_00167_03728_1624.N1	16-NOV-2002 12:30:20	Dark	61.000	2	Alp Car	-0.73600	7000.0	122	3728	No
257	GOM_NL__2PRFIN20021116_123235_000000782011_00167_03728_1625.N1	16-NOV-2002 12:32:35	Dark	77.500	88	31Eta CMa	2.4480	20000.	155	3728	No
258	GOM_NL__2PRFIN20021116_123448_000000852011_00167_03728_1626.N1	16-NOV-2002 12:34:48	Dark	84.500	23	21Eps CMa	1.5020	26000.	169	3728	No
259	GOM_NL__2PRFIN20021116_123703_000000542011_00167_03728_1627.N1	16-NOV-2002 12:37:03	Dark	53.500	108	Alp Col	2.6520	15200.	107	3728	No
260	GOM_NL__2PRFIN20021116_123901_000000422011_00167_03728_1628.N1	16-NOV-2002 12:39:01	Straylight	42.000	157	The1Eri	2.9060	9300.0	84	3728	No
261	GOM_NL__2PRFIN20021116_124359_000001962011_00167_03728_1629.N1	16-NOV-2002 12:43:59	Straylight	195.50	1	9Alp CMa	-1.4400	11000.	391	3728	No
262	GOM_NL__2PRFIN20021116_124850_000000952011_00167_03728_1630.N1	16-NOV-2002 12:48:50	Twilight_and_stray	95.000	7	19Bet Ori	0.10000	14000.	190	3728	No
263	GOM_NL__2PRFIN20021116_125153_000000562011_00167_03728_1631.N1	16-NOV-2002 12:51:53	Twilight_and_stray	56.000	94	92Alp Cet	2.5260	3100.0	112	3728	No
264	GOM_NL__2PRFIN20021116_125643_000000372011_00167_03728_1632.N1	16-NOV-2002 12:56:43	Bright	37.000	105	6Bet Ari	2.6450	8900.0	74	3728	No
265	GOM_NL__2PRFIN20021116_125852_000000452011_00167_03728_1633.N1	16-NOV-2002 12:58:52	Bright	44.500	146	25Eta Tau	2.8730	15200.	89	3728	No
266	GOM_NL__2PRFIN20021116_130041_000000372011_00167_03728_1634.N1	16-NOV-2002 13:00:41	Bright	37.000	173	4Bet Tri	3.0040	8900.0	74	3728	No
267	GOM_NL__2PRFIN20021116_130246_000000392011_00167_03728_1635.N1	16-NOV-2002 13:02:46	Bright	38.500	73	57Gam1And	2.2600	13100.	77	3728	No
268	GOM_NL__2PRFIN20021116_130550_000000442011_00167_03728_1636.N1	16-NOV-2002 13:05:50	Bright	43.500	35	33Alp Per	1.7950	6250.0	87	3728	No
269	GOM_NL__2PRFIN20021116_130750_000000372011_00167_03728_1637.N1	16-NOV-2002 13:07:50	Bright	37.000	110	37Del Cas	2.6780	8900.0	74	3728	No
270	GOM_NL__2PRFIN20021116_130923_000000562011_00167_03728_1638.N1	16-NOV-2002 13:09:23	Bright	56.000	6	13Alp Aur	0.080000	3400.0	112	3728	No
271	GOM_NL__2PRFIN20021116_131223_000000602011_00167_03728_1639.N1	16-NOV-2002 13:12:23	Bright	60.000	42	34Bet Aur	1.9000	10200.	120	3728	No
272	GOM_NL__2PRFIN20021116_131600_000000362011_00167_03728_1640.N1	16-NOV-2002 13:16:00	Bright	36.000	49	1Alp UMi	1.9900	6300.0	72	3728	No
273	GOM_NL__2PRFIN20021116_132023_000000372011_00167_03728_1641.N1	16-NOV-2002 13:20:23	Bright	37.000	60	7Bet UMi	2.0810	3950.0	74	3728	No
274	GOM_NL__2PRFIN20021116_132218_000000372011_00167_03728_1642.N1	16-NOV-2002 13:22:18	Bright	37.000	119	14Eta Dra	2.7270	4700.0	74	3728	No
275	GOM_NL__2PRFIN20021116_132516_000000432011_00167_03728_1643.N1	16-NOV-2002 13:25:16	Bright	42.500	82	48Bet UMa	2.3650	10600.	85	3728	No
276	GOM_NL__2PRFIN20021116_132739_000000372011_00167_03728_1644.N1	16-NOV-2002 13:27:39	Bright	36.500	39	85Eta UMa	1.8540	24000.	73	3728	No
277	GOM_NL__2PRFIN20021116_132920_000000452011_00167_03728_1645.N1	16-NOV-2002 13:29:20	Bright	45.000	174	52Psi UMa	3.0040	4400.0	90	3728	No
278	GOM_NL__2PRFIN20021116_133108_000000372011_00167_03728_1646.N1	16-NOV-2002 13:31:08	Bright	36.500	152	12Alp2CVn	2.8900	11000.	73	3728	No

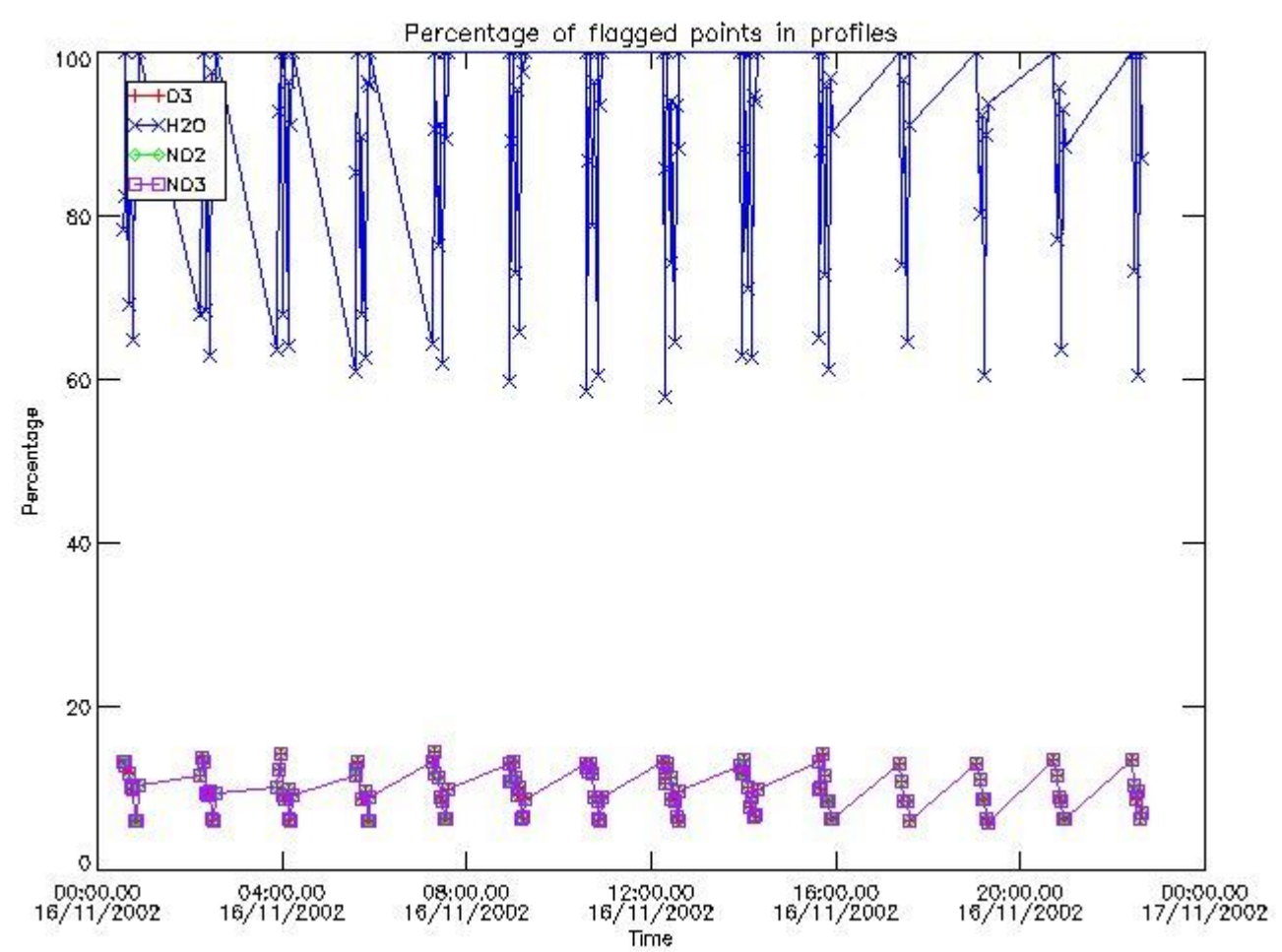
279	GOM_NL__2PRFIN20021116_133547_000000342011_00167_03728_1647.N1	16-NOV-2002 13:35:47	Bright	34.000	3	16Alp Boo	-0.050000	4250.0	68	3728	No
280	GOM_NL__2PRFIN20021116_133801_000000502011_00167_03728_1648.N1	16-NOV-2002 13:38:01	Bright	49.500	96	68Del Leo	2.5600	9300.0	99	3728	No
281	GOM_NL__2PRFIN20021116_133953_000001022011_00167_03728_1649.N1	16-NOV-2002 13:39:53	Twi_and_stray	102.00	166	17Eps Leo	2.9800	6000.0	204	3728	No
282	GOM_NL__2PRFIN20021116_134446_000000972011_00167_03728_1650.N1	16-NOV-2002 13:44:46	Twi_and_stray	96.500	22	32Alp Leo	1.3600	15200.	193	3728	No
283	GOM_NL__2PRFIN20021116_134747_000000422011_00167_03728_1651.N1	16-NOV-2002 13:47:47	Twi_and_stray	42.000	100	4Gam Crv	2.5800	13100.	84	3728	No
284	GOM_NL__2PRFIN20021116_135108_000002552011_00167_03728_1652.N1	16-NOV-2002 13:51:08	Dark	255.00	1015	Jupiter	0.0000	0.0000	510	3728	Yes
285	GOM_NL__2PRFIN20021116_135633_000000402011_00167_03728_1653.N1	16-NOV-2002 13:56:33	Dark	40.000	99	Del Cen	2.5750	26000.	80	3728	No
286	GOM_NL__2PRFIN20021116_135748_000000442011_00167_03728_1654.N1	16-NOV-2002 13:57:48	Dark	43.500	26	Gam Cru	1.6240	2900.0	87	3728	No
287	GOM_NL__2PRFIN20021116_135925_000000432011_00167_03728_1655.N1	16-NOV-2002 13:59:25	Dark	43.000	12	Alp1Cru	0.77500	30000.	86	3728	No
288	GOM_NL__2PRFIN20021116_140130_000000382011_00168_03729_1626.N1	16-NOV-2002 14:01:30	Dark	38.000	124	The Car	2.7640	30000.	76	3729	No
289	GOM_NL__2PRFIN20021116_140527_000000512011_00168_03729_1627.N1	16-NOV-2002 14:05:27	Dark	50.500	41	Eps Car	1.8600	4100.0	101	3729	No
290	GOM_NL__2PRFIN20021116_140723_000000662011_00168_03729_1628.N1	16-NOV-2002 14:07:23	Dark	65.500	70	Zet Pup	2.2460	39000.	131	3729	No
291	GOM_NL__2PRFIN20021116_141057_000000572011_00168_03729_1629.N1	16-NOV-2002 14:10:57	Dark	56.500	2	Alp Car	-0.73600	7000.0	113	3729	No
292	GOM_NL__2PRFIN20021116_141312_000000872011_00168_03729_1630.N1	16-NOV-2002 14:13:12	Dark	86.500	88	31Eta CMa	2.4480	20000.	173	3729	No
293	GOM_NL__2PRFIN20021116_141525_000000752011_00168_03729_1631.N1	16-NOV-2002 14:15:25	Dark	75.000	23	21Eps CMa	1.5020	26000.	150	3729	No
294	GOM_NL__2PRFIN20021116_141740_000000572011_00168_03729_1632.N1	16-NOV-2002 14:17:40	Dark	57.000	108	Alp Col	2.6520	15200.	114	3729	No
295	GOM_NL__2PRFIN20021116_141937_000000392011_00168_03729_1633.N1	16-NOV-2002 14:19:37	Straylight	38.500	157	The1Eri	2.9060	9300.0	77	3729	No
296	GOM_NL__2PRFIN20021116_142435_000002122011_00168_03729_1634.N1	16-NOV-2002 14:24:35	Twi_and_stray	212.00	1	9Alp CMa	-1.4400	11000.	424	3729	No
297	GOM_NL__2PRFIN20021116_142926_000000922011_00168_03729_1635.N1	16-NOV-2002 14:29:26	Twi_and_stray	91.500	7	19Bet Ori	0.10000	14000.	183	3729	No
298	GOM_NL__2PRFIN20021116_143229_000000552011_00168_03729_1636.N1	16-NOV-2002 14:32:29	Twi_and_stray	55.000	94	92Alp Cet	2.5260	3100.0	110	3729	No
299	GOM_NL__2PRFIN20021116_143719_000000392011_00168_03729_1637.N1	16-NOV-2002 14:37:19	Bright	38.500	105	6Bet Ari	2.6450	8900.0	77	3729	No
300	GOM_NL__2PRFIN20021116_143927_000000452011_00168_03729_1638.N1	16-NOV-2002 14:39:27	Bright	45.000	146	25Eta Tau	2.8730	15200.	90	3729	No
301	GOM_NL__2PRFIN20021116_144117_000000382011_00168_03729_1639.N1	16-NOV-2002 14:41:17	Bright	37.500	173	4Bet Tri	3.0040	8900.0	75	3729	No
302	GOM_NL__2PRFIN20021116_144322_000000392011_00168_03729_1640.N1	16-NOV-2002 14:43:22	Bright	38.500	73	57Gam1And	2.2600	13100.	77	3729	No
303	GOM_NL__2PRFIN20021116_144625_000000402011_00168_03729_1641.N1	16-NOV-2002 14:46:25	Bright	40.000	35	33Alp Per	1.7950	6250.0	80	3729	No
304	GOM_NL__2PRFIN20021116_144825_000000372011_00168_03729_1642.N1	16-NOV-2002 14:48:25	Bright	37.000	110	37Del Cas	2.6780	8900.0	74	3729	No
305	GOM_NL__2PRFIN20021116_144957_000000582011_00168_03729_1643.N1	16-NOV-2002 14:49:57	Bright	57.500	6	13Alp Aur	0.080000	3400.0	115	3729	No
306	GOM_NL__2PRFIN20021116_145255_000000642011_00168_03729_1644.N1	16-NOV-2002 14:52:55	Bright	63.500	42	34Bet Aur	1.9000	10200.	127	3729	No
307	GOM_NL__2PRFIN20021116_145635_000000382011_00168_03729_1645.N1	16-NOV-2002 14:56:35	Bright	37.500	49	1Alp UMi	1.9900	6300.0	75	3729	No
308	GOM_NL__2PRFIN20021116_150058_000000392011_00168_03729_1646.N1	16-NOV-2002 15:00:58	Bright	39.000	60	7Bet UMi	2.0810	3950.0	78	3729	No
309	GOM_NL__2PRFIN20021116_150253_000000402011_00168_03729_1647.N1	16-NOV-2002 15:02:53	Bright	39.500	119	14Eta Dra	2.7270	4700.0	79	3729	No
310	GOM_NL__2PRFIN20021116_150551_000000432011_00168_03729_1648.N1	16-NOV-2002 15:05:51	Bright	43.000	82	48Bet UMa	2.3650	10600.	86	3729	No
311	GOM_NL__2PRFIN20021116_150815_000000372011_00168_03729_1649.N1	16-NOV-2002 15:08:15	Bright	37.000	39	85Eta UMa	1.8540	24000.	74	3729	No
312	GOM_NL__2PRFIN20021116_150955_000000442011_00168_03729_1650.N1	16-NOV-2002 15:09:55	Bright	43.500	174	52Psi UMa	3.0040	4400.0	87	3729	No
313	GOM_NL__2PRFIN20021116_151143_000000392011_00168_03729_1651.N1	16-NOV-2002 15:11:43	Bright	38.500	152	12Alp2CVn	2.8900	11000.	77	3729	No
314	GOM_NL__2PRFIN20021116_151619_000000392011_00168_03729_1652.N1	16-NOV-2002 15:16:19	Bright	38.500	3	16Alp Boo	-0.050000	4250.0	77	3729	No
315	GOM_NL__2PRFIN20021116_151837_000000502011_00168_03729_1653.N1	16-NOV-2002 15:18:37	Bright	50.000	96	68Del Leo	2.5600	9300.0	100	3729	No
316	GOM_NL__2PRFIN20021116_152029_000001052011_00168_03729_1654.N1	16-NOV-2002 15:20:29	Twi_and_stray	105.00	166	17Eps Leo	2.9800	6000.0	210	3729	No
317	GOM_NL__2PRFIN20021116_152523_000000922011_00168_03729_1655.N1	16-NOV-2002 15:25:23	Twi_and_stray	92.000	22	32Alp Leo	1.3600	15200.	184	3729	No
318	GOM_NL__2PRFIN20021116_152824_000000422011_00168_03729_1656.N1	16-NOV-2002 15:28:24	Twi_and_stray	42.000	100	4Gam Crv	2.5800	13100.	84	3729	No
319	GOM_NL__2PRFIN20021116_153153_000002552011_00168_03729_1657.N1	16-NOV-2002 15:31:53	Dark	255.00	1015	Jupiter	0.0000	0.0000	510	3729	Yes
320	GOM_NL__2PRFIN20021116_153708_000000392011_00168_03729_1658.N1	16-NOV-2002 15:37:08	Dark	38.500	99	Del Cen	2.5750	26000.	77	3729	No
321	GOM_NL__2PRFIN20021116_153824_000000522011_00168_03729_1659.N1	16-NOV-2002 15:38:24	Dark	52.000	26	Gam Cru	1.6240	2900.0	104	3729	No
322	GOM_NL__2PRFIN20021116_154001_000000502011_00168_03729_1660.N1	16-NOV-2002 15:40:01	Dark	50.000	12	Alp1Cru	0.77500	30000.	100	3729	No
323	GOM_NL__2PRFIN20021116_154207_000000402011_00169_03730_9668.N1	16-NOV-2002 15:42:07	Dark	39.500	124	The Car	2.7640	30000.	79	3730	No
324	GOM_NL__2PRFIN20021116_154600_000000482011_00169_03730_9669.N1	16-NOV-2002 15:46:00	Dark	48.000	41	Eps Car	1.8600	4100.0	96	3730	No
325	GOM_NL__2PRFIN20021116_154758_000000612011_00169_03730_9670.N1	16-NOV-2002 15:47:58	Dark	61.000	70	Zet Pup	2.2460	39000.	122	3730	No
326	GOM_NL__2PRFIN20021116_155132_000000612011_00169_03730_9671.N1	16-NOV-2002 15:51:32	Dark	61.000	2	Alp Car	-0.73600	7000.0	122	3730	No
327	GOM_NL__2PRFIN20021116_155349_000000822011_00169_03730_9672.N1	16-NOV-2002 15:53:49	Dark	82.000	88	31Eta CMa	2.4480	20000.	164	3730	No
328	GOM_NL__2PRFIN20021116_155602_000000882011_00169_03730_9673.N1	16-NOV-2002 15:56:02	Dark	87.500	23	21Eps CMa	1.5020	26000.	175	3730	No
329	GOM_NL__2PRFIN20021116_160013_000000422011_00169_03730_9674.N1	16-NOV-2002 16:00:13	Straylight	41.500	157	The1Eri	2.9060	9300.0	83	3730	No
330	GOM_NL__2PRFIN20021116_172243_000000402011_00170_03731_9688.N1	16-NOV-2002 17:22:43	Dark	39.500	124	The Car	2.7640	30000.	79	3731	No
331	GOM_NL__2PRFIN20021116_172639_000000472011_00170_03731_9689.N1	16-NOV-2002 17:26:39	Dark	46.500	41	Eps Car	1.8600	4100.0	93	3731	No
332	GOM_NL__2PRFIN20021116_172835_000000612011_00170_03731_9690.N1	16-NOV-2002 17:28:35	Dark	60.500	70	Zet Pup	2.2460	39000.	121	3731	No
333	GOM_NL__2PRFIN20021116_173209_000000612011_00170_03731_9691.N1	16-NOV-2002 17:32:09	Dark	61.000	2	Alp Car	-0.73600	7000.0	122	3731	No
334	GOM_NL__2PRFIN20021116_173427_000000852011_00170_03731_9692.N1	16-NOV-2002 17:34:27	Dark	84.500	88	31Eta CMa	2.4480	20000.	169	3731	No
335	GOM_NL__2PRFIN20021116_173639_000000862011_00170_03731_9693.N1	16-NOV-2002 17:36:39	Dark	85.500	23	21Eps CMa	1.5020	26000.	171	3731	No
336	GOM_NL__2PRFIN20021116_174049_000000402011_00170_03731_9694.N1	16-NOV-2002 17:40:49	Straylight	40.000	157	The1Eri	2.9060	9300.0	80	3731	No
337	GOM_NL__2PRFIN20021116_190319_000000402011_00171_03732_9688.N1	16-NOV-2002 19:03:19	Dark	39.500	124	The Car	2.7640	30000.	79	3732	No

338	GOM_NL__2PRFIN20021116_190714_000000462011_00171_03732_9689.N1	16-NOV-2002 19:07:14	Dark	46.000	41	Eps Car	1.8600	4100.0	92	3732	No
339	GOM_NL__2PRFIN20021116_190912_000000602011_00171_03732_9690.N1	16-NOV-2002 19:09:12	Dark	59.500	70	Zet Pup	2.2460	39000.	119	3732	No
340	GOM_NL__2PRFIN20021116_191246_000000592011_00171_03732_9691.N1	16-NOV-2002 19:12:46	Dark	58.500	2	Alp Car	-0.73600	7000.0	117	3732	No
341	GOM_NL__2PRFIN20021116_191504_000000802011_00171_03732_9692.N1	16-NOV-2002 19:15:04	Dark	80.000	88	31Eta CMa	2.4480	20000.	160	3732	No
342	GOM_NL__2PRFIN20021116_191716_000000882011_00171_03732_9693.N1	16-NOV-2002 19:17:16	Dark	88.000	23	21Eps CMa	1.5020	26000.	176	3732	No
343	GOM_NL__2PRFIN20021116_192125_000000412011_00171_03732_9694.N1	16-NOV-2002 19:21:25	Straylight	41.000	157	The1Eri	2.9060	9300.0	82	3732	No
344	GOM_NL__2PRFIN20021116_204356_000000382011_00172_03733_9688.N1	16-NOV-2002 20:43:56	Dark	38.000	124	The Car	2.7640	30000.	76	3733	No
345	GOM_NL__2PRFIN20021116_204752_000000442011_00172_03733_9689.N1	16-NOV-2002 20:47:52	Dark	44.000	41	Eps Car	1.8600	4100.0	88	3733	No
346	GOM_NL__2PRFIN20021116_204951_000000582011_00172_03733_9690.N1	16-NOV-2002 20:49:51	Dark	57.500	70	Zet Pup	2.2460	39000.	115	3733	No
347	GOM_NL__2PRFIN20021116_205322_000000612011_00172_03733_9691.N1	16-NOV-2002 20:53:22	Dark	61.000	2	Alp Car	-0.73600	7000.0	122	3733	No
348	GOM_NL__2PRFIN20021116_205541_000000812011_00172_03733_9692.N1	16-NOV-2002 20:55:41	Dark	80.500	88	31Eta CMa	2.4480	20000.	161	3733	No
349	GOM_NL__2PRFIN20021116_205753_000000832011_00172_03733_9693.N1	16-NOV-2002 20:57:53	Dark	82.500	23	21Eps CMa	1.5020	26000.	165	3733	No
350	GOM_NL__2PRFIN20021116_210201_000000402011_00172_03733_9694.N1	16-NOV-2002 21:02:01	Straylight	39.500	157	The1Eri	2.9060	9300.0	79	3733	No
351	GOM_NL__2PRFIN20021116_222432_000000382011_00173_03734_9688.N1	16-NOV-2002 22:24:32	Dark	38.000	124	The Car	2.7640	30000.	76	3734	No
352	GOM_NL__2PRFIN20021116_222829_000000492011_00173_03734_9689.N1	16-NOV-2002 22:28:29	Dark	49.000	41	Eps Car	1.8600	4100.0	98	3734	No
353	GOM_NL__2PRFIN20021116_223028_000000582011_00173_03734_9690.N1	16-NOV-2002 22:30:28	Dark	58.000	70	Zet Pup	2.2460	39000.	116	3734	No
354	GOM_NL__2PRFIN20021116_223400_000000542011_00173_03734_9691.N1	16-NOV-2002 22:34:00	Dark	53.500	2	Alp Car	-0.73600	7000.0	107	3734	No
355	GOM_NL__2PRFIN20021116_223619_000000822011_00173_03734_9692.N1	16-NOV-2002 22:36:19	Dark	81.500	88	31Eta CMa	2.4480	20000.	163	3734	No
356	GOM_NL__2PRFIN20021116_223831_000000812011_00173_03734_9693.N1	16-NOV-2002 22:38:31	Dark	80.500	23	21Eps CMa	1.5020	26000.	161	3734	No
357	GOM_NL__2PRFIN20021116_224238_000000392011_00173_03734_1610.N1	16-NOV-2002 22:42:38	Straylight	39.000	157	The1Eri	2.9060	9300.0	78	3734	No
358	GOM_NL__2PRFIN20021116_224735_000001982011_00173_03734_1611.N1	16-NOV-2002 22:47:35	Straylight	197.50	1	9Alp CMa	-1.4400	11000.	395	3734	No
359	GOM_NL__2PRFIN20021116_225223_000000862011_00173_03734_1612.N1	16-NOV-2002 22:52:23	Tw_i_and_stray	85.500	7	19Bet Ori	0.10000	14000.	171	3734	No
360	GOM_NL__2PRFIN20021116_225527_000000552011_00173_03734_1613.N1	16-NOV-2002 22:55:27	Tw_i_and_stray	54.500	94	92Alp Cet	2.5260	3100.0	109	3734	No
361	GOM_NL__2PRFIN20021116_230018_000000382011_00173_03734_1614.N1	16-NOV-2002 23:00:18	Bright	38.000	105	6Bet Ari	2.6450	8900.0	76	3734	No
362	GOM_NL__2PRFIN20021116_230224_000000442011_00173_03734_1615.N1	16-NOV-2002 23:02:24	Bright	44.000	146	25Eta Tau	2.8730	15200.	88	3734	No
363	GOM_NL__2PRFIN20021116_230417_000000362011_00173_03734_1616.N1	16-NOV-2002 23:04:17	Bright	36.000	173	4Bet Tri	3.0040	8900.0	72	3734	No
364	GOM_NL__2PRFIN20021116_230621_000000382011_00173_03734_1617.N1	16-NOV-2002 23:06:21	Bright	37.500	73	57Gam1And	2.2600	13100.	75	3734	No
365	GOM_NL__2PRFIN20021116_230923_000000412011_00173_03734_1618.N1	16-NOV-2002 23:09:23	Bright	40.500	35	33Alp Per	1.7950	6250.0	81	3734	No
366	GOM_NL__2PRFIN20021116_231549_000000632011_00173_03734_1619.N1	16-NOV-2002 23:15:49	Bright	63.000	42	34Bet Aur	1.9000	10200.	126	3734	No
367	GOM_NL__2PRFIN20021116_231934_000000372011_00173_03734_1620.N1	16-NOV-2002 23:19:34	Bright	36.500	49	1Alp UMi	1.9900	6300.0	73	3734	No
368	GOM_NL__2PRFIN20021116_232358_000000392011_00173_03734_1621.N1	16-NOV-2002 23:23:58	Bright	38.500	60	7Bet UMi	2.0810	3950.0	77	3734	No
369	GOM_NL__2PRFIN20021116_232555_000000382011_00173_03734_1622.N1	16-NOV-2002 23:25:55	Bright	37.500	119	14Eta Dra	2.7270	4700.0	75	3734	No
370	GOM_NL__2PRFIN20021116_232850_000000432011_00173_03734_1623.N1	16-NOV-2002 23:28:50	Bright	43.000	82	48Bet UMa	2.3650	10600.	86	3734	No
371	GOM_NL__2PRFIN20021116_233115_000000362011_00173_03734_1624.N1	16-NOV-2002 23:31:15	Bright	36.000	39	85Eta UMa	1.8540	24000.	72	3734	No
372	GOM_NL__2PRFIN20021116_233254_000000642011_00173_03734_1625.N1	16-NOV-2002 23:32:54	Bright	64.000	174	52Psi UMa	3.0040	4400.0	128	3734	No
373	GOM_NL__2PRFIN20021116_233441_000000402011_00173_03734_1626.N1	16-NOV-2002 23:34:41	Bright	40.000	152	12Alp2CVn	2.8900	11000.	80	3734	No
374	GOM_NL__2PRFIN20021116_233921_000000362011_00173_03734_1627.N1	16-NOV-2002 23:39:21	Bright	36.000	3	16Alp Boo	-0.050000	4250.0	72	3734	No
375	GOM_NL__2PRFIN20021116_234138_000000702011_00173_03734_1628.N1	16-NOV-2002 23:41:38	Bright	70.000	96	68Del Leo	2.5600	9300.0	140	3734	No
376	GOM_NL__2PRFIN20021116_234334_000001042011_00173_03734_1629.N1	16-NOV-2002 23:43:34	Tw_i_and_stray	103.50	166	17Eps Leo	2.9800	6000.0	207	3734	No
377	GOM_NL__2PRFIN20021116_234831_000000922011_00173_03734_1630.N1	16-NOV-2002 23:48:31	Tw_i_and_stray	91.500	22	32Alp Leo	1.3600	15200.	183	3734	No
378	GOM_NL__2PRFIN20021116_235125_000000452011_00173_03734_1631.N1	16-NOV-2002 23:51:25	Tw_i_and_stray	45.000	100	4Gam Crv	2.5800	13100.	90	3734	No
379	GOM_NL__2PRFIN20021116_235256_000000502011_00173_03734_1632.N1	16-NOV-2002 23:52:56	Twilight	49.500	171	2Eps Crv	3.0010	4250.0	99	3734	No
380	GOM_NL__2PRFIN20021116_235605_000002432011_00173_03734_1633.N1	16-NOV-2002 23:56:05	Dark	243.00	1015	Jupiter	0.0000	0.0000	486	3734	Yes

3. Quality information per product

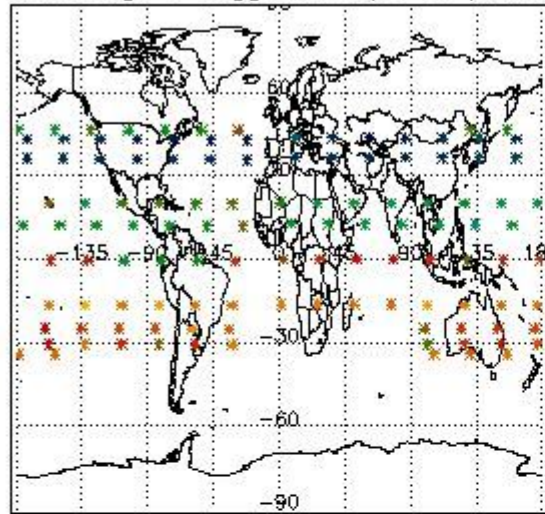
In this section it is plotted some information contained in the Quality Summary data set of the level 2 products. Only products in dark limb conditions and without errors (error flag in the MPH set to "0") are used.

3.1 Plot quality information per product (time dependant)

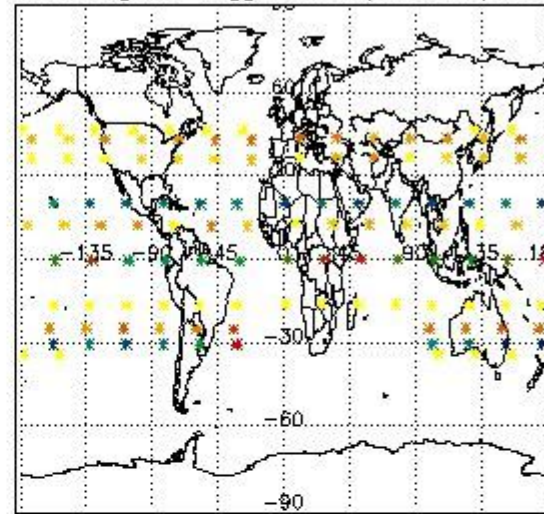


3.2 Plot quality information per product (world map)

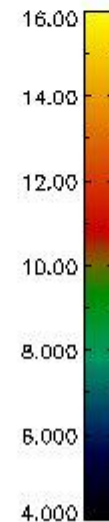
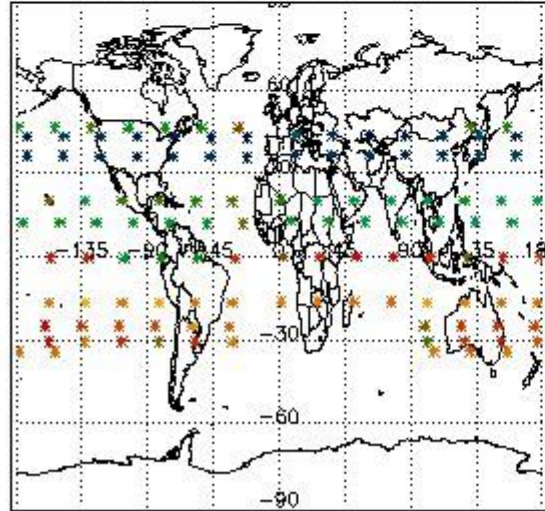
Percentage of flagged data per O3 profile



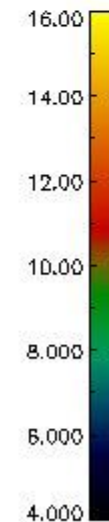
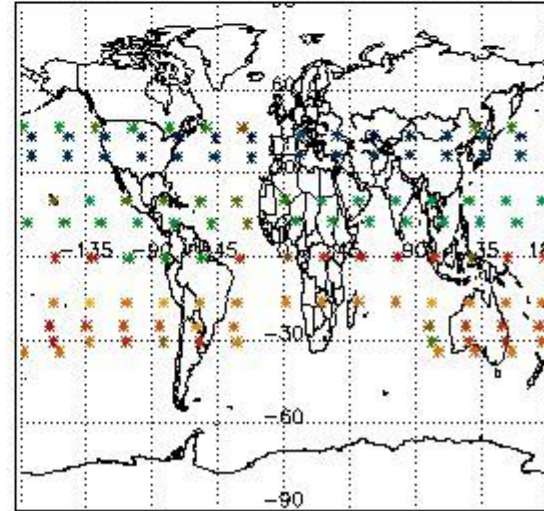
Percentage of flagged data per H2O profile



Percentage of flagged data per NO2 profile



Percentage of flagged data per NO3 profile

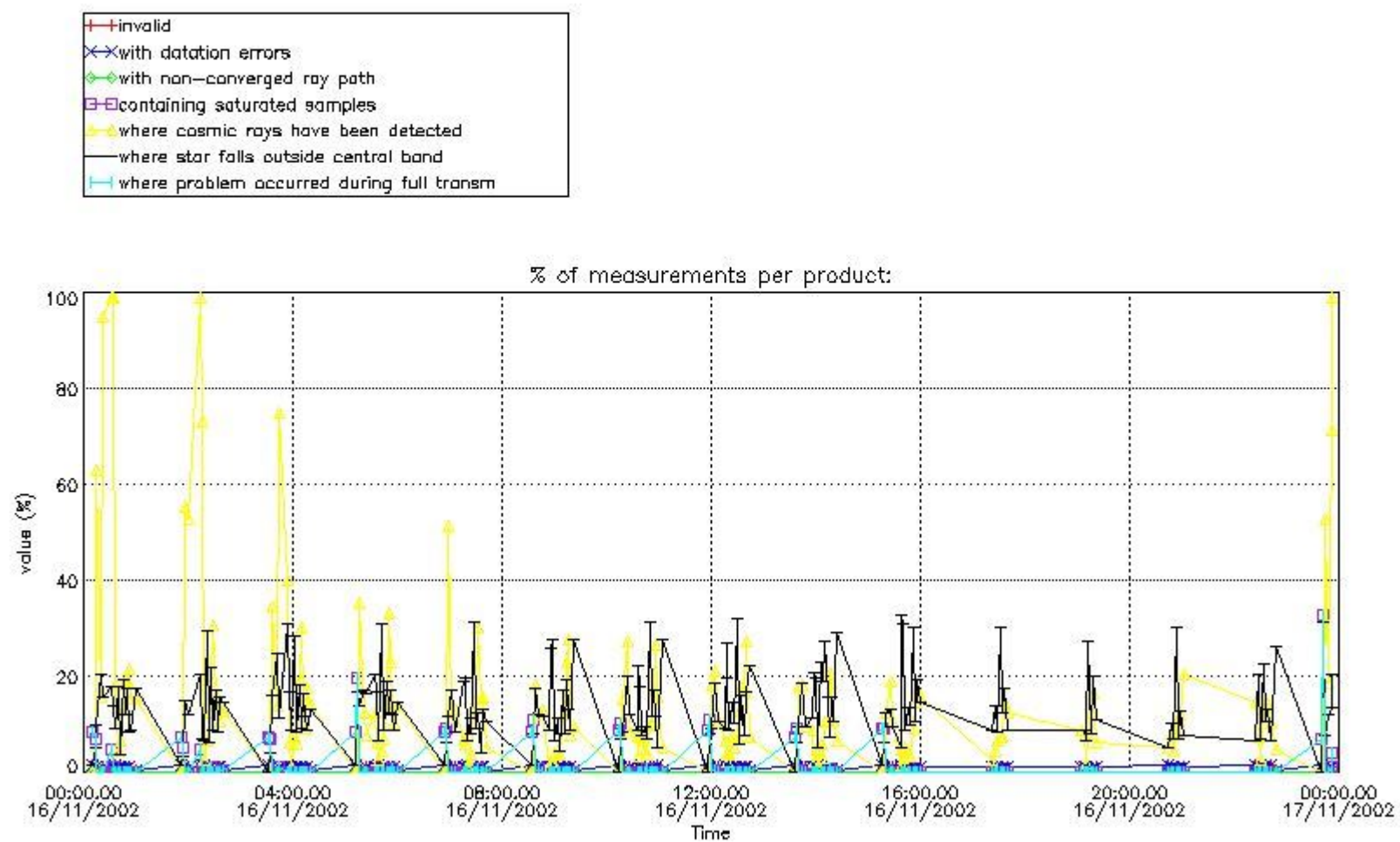


4. Level 1 quality information per product

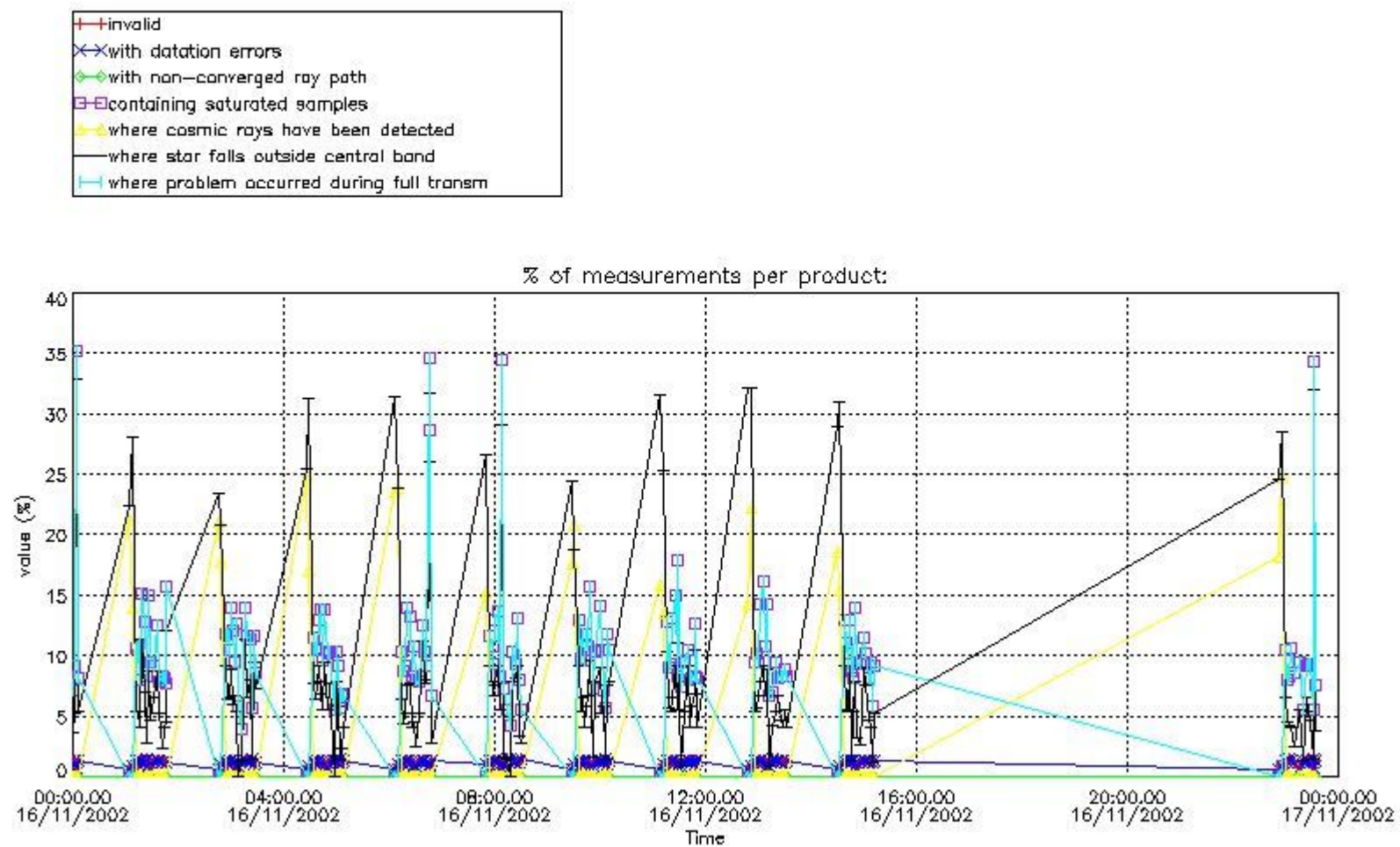
In this section it is plotted some information contained in the Quality Summary data set of the level 2 products that comes from the level 1b processing. Products without errors (error flag in the MPH set to "0") are used.

4.1 Plot quality information per product (time dependant) coming from level 1b processing

4.1.1 Plot level 1 quality information per product (time dependant): ENVISAT ASCENDING passes



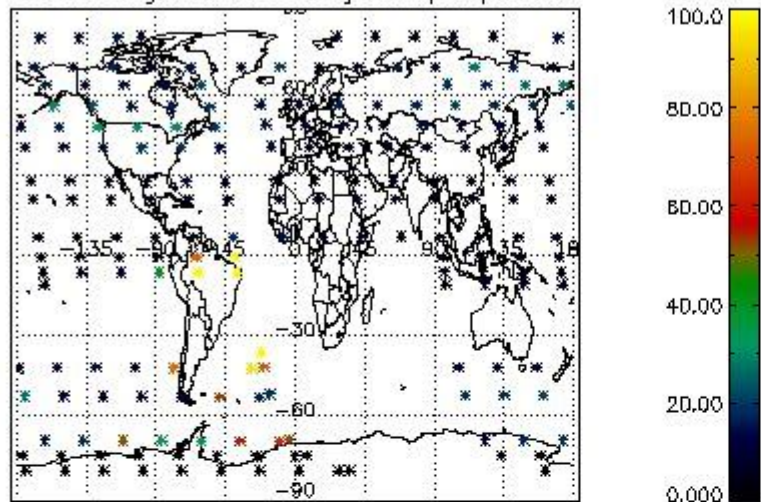
4.1.2 Plot level 1 quality information per product (time dependant): ENVISAT DESCENDING passes



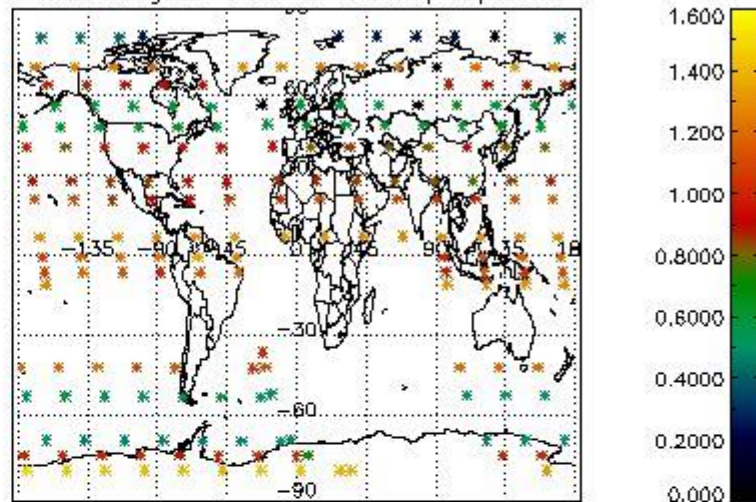
4.2 Plot quality information per product coming from level 1b processing (world map)

4.2.1 Plot level 1 quality information per product (world map): ENVISAT ASCENDING passes

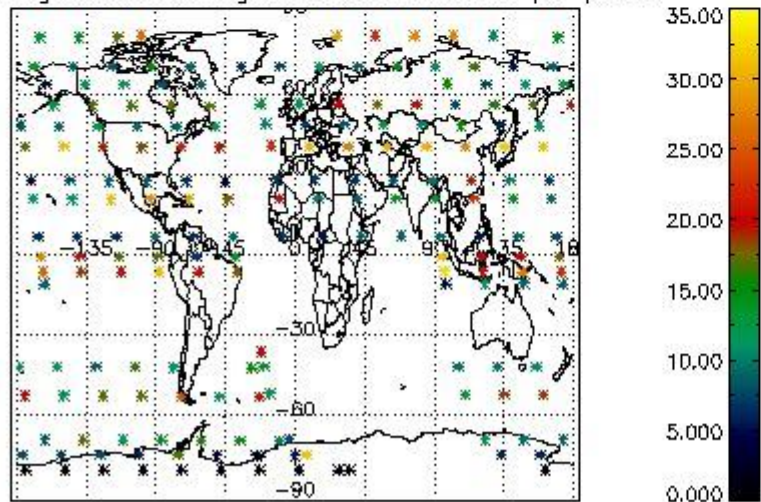
Percentage of cosmic ray hits per profile



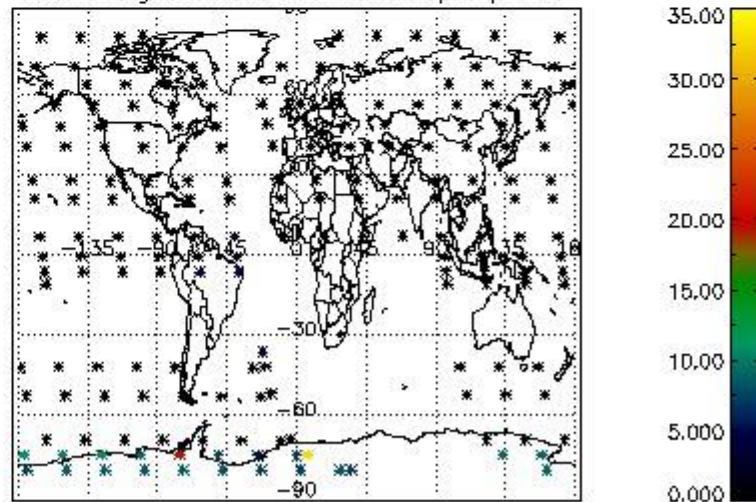
Percentage of datation errors per profile



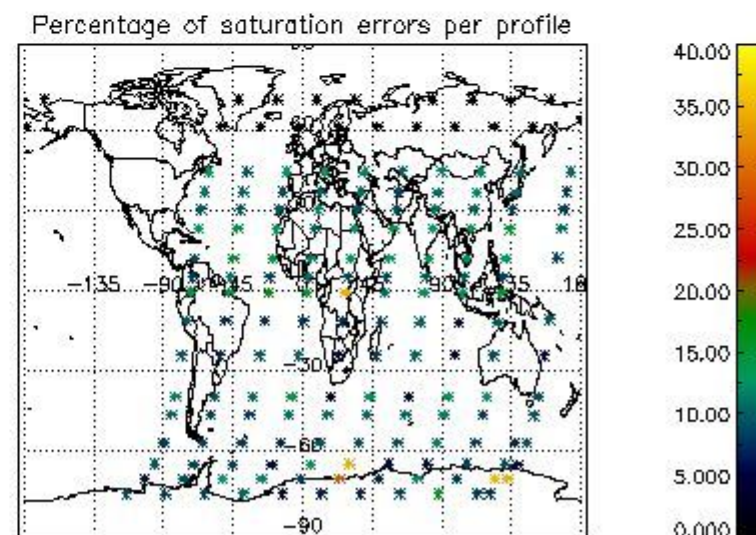
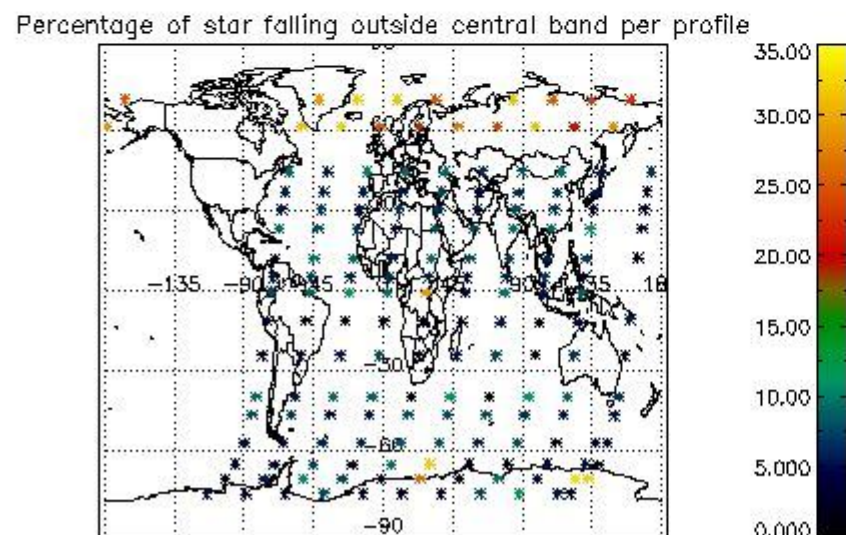
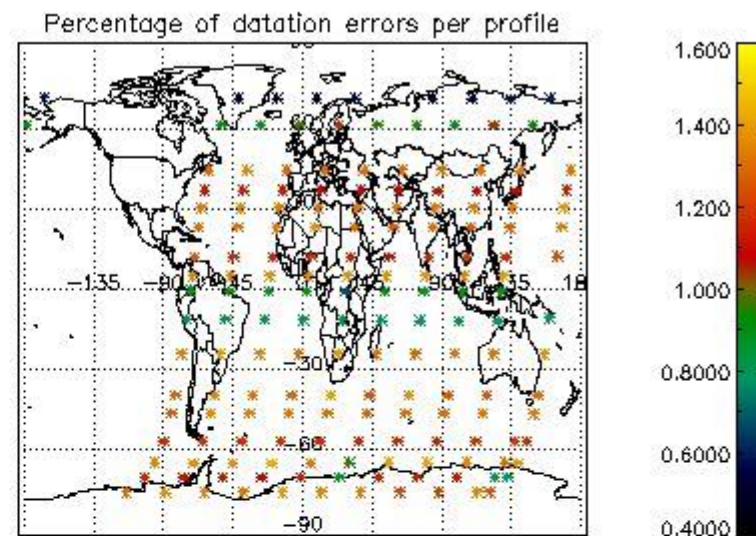
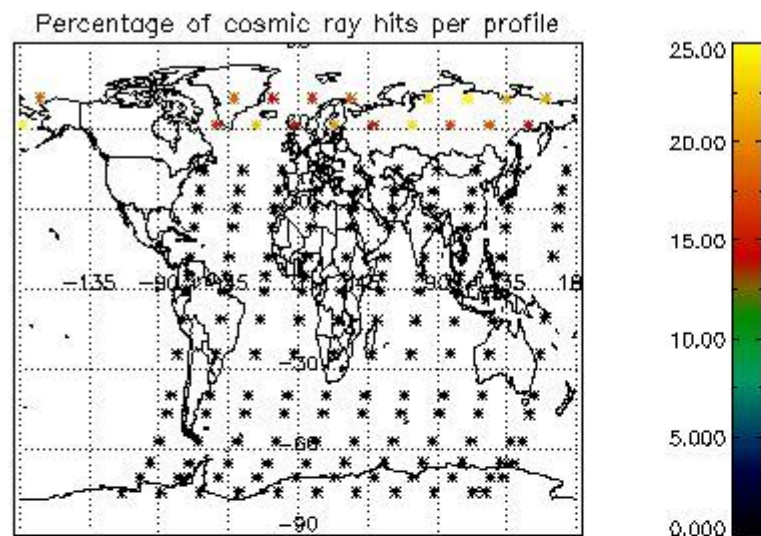
Percentage of star falling outside central band per profile



Percentage of saturation errors per profile



4.2.2 Plot level 1 quality information per product (world map): ENVISAT DESCENDING passes



5. Trace gas profiles

5.1 Ozone statistics based on quality of products

The final quality of the products can be "measured" using the STD (Standard Deviation) attached to every point profile. This information is written to the parameter GOM_NL__2P/NL_LOCAL_SPECIES_DENSITY/o3_std of the level 2 products. The table below shows the statistics for given STD ranges.

The statistics are given with respect to the overall valid production:

- Products without fatal errors: GOM_NL__2P/MPH/PRODUCT_ERR=0
- Valid point profile: GOM_NL__2P/NL_LOCAL_SPECIES_DENSITY/pcd(0)=0

The 'Criteria' is applied to valid points of dark limb products:

- Products in dark limb illumination condition: GOM_NL__2P/NL_SUMMARY_QUALITY/obs_ill_cond=0
- Products without fatal errors: GOM_NL__2P/MPH/PRODUCT_ERR=0
- Valid point profile: GOM_NL__2P/NL_LOCAL_SPECIES_DENSITY/pcd(0)=0

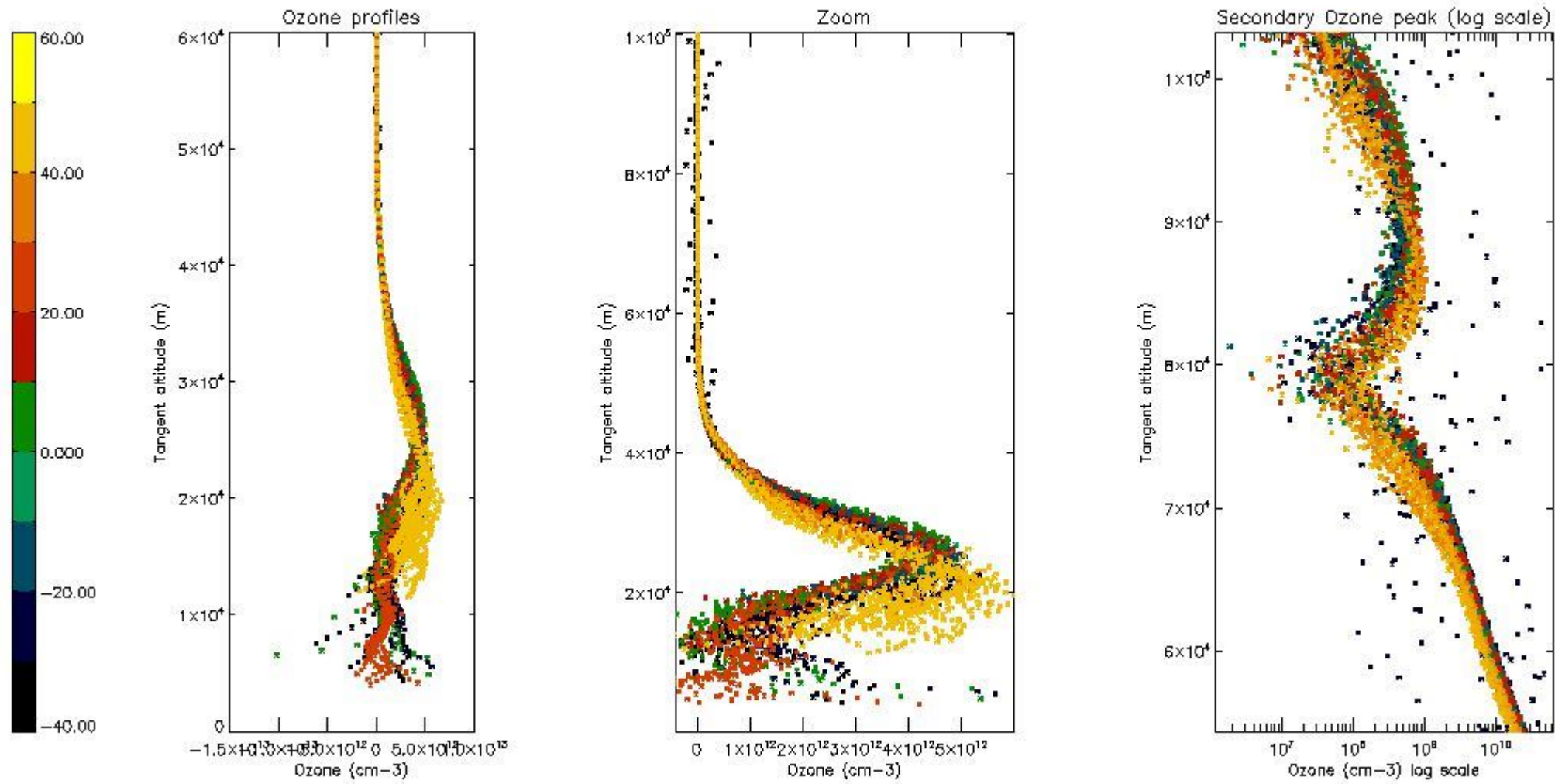
So, the table below shows the percentage of dark limb and valid observations for each criteria with respect to the overall valid daily observations.

Criteria	% of total production
All STD	33
STD < 20	24

STD < 10	21
STD < 5	18

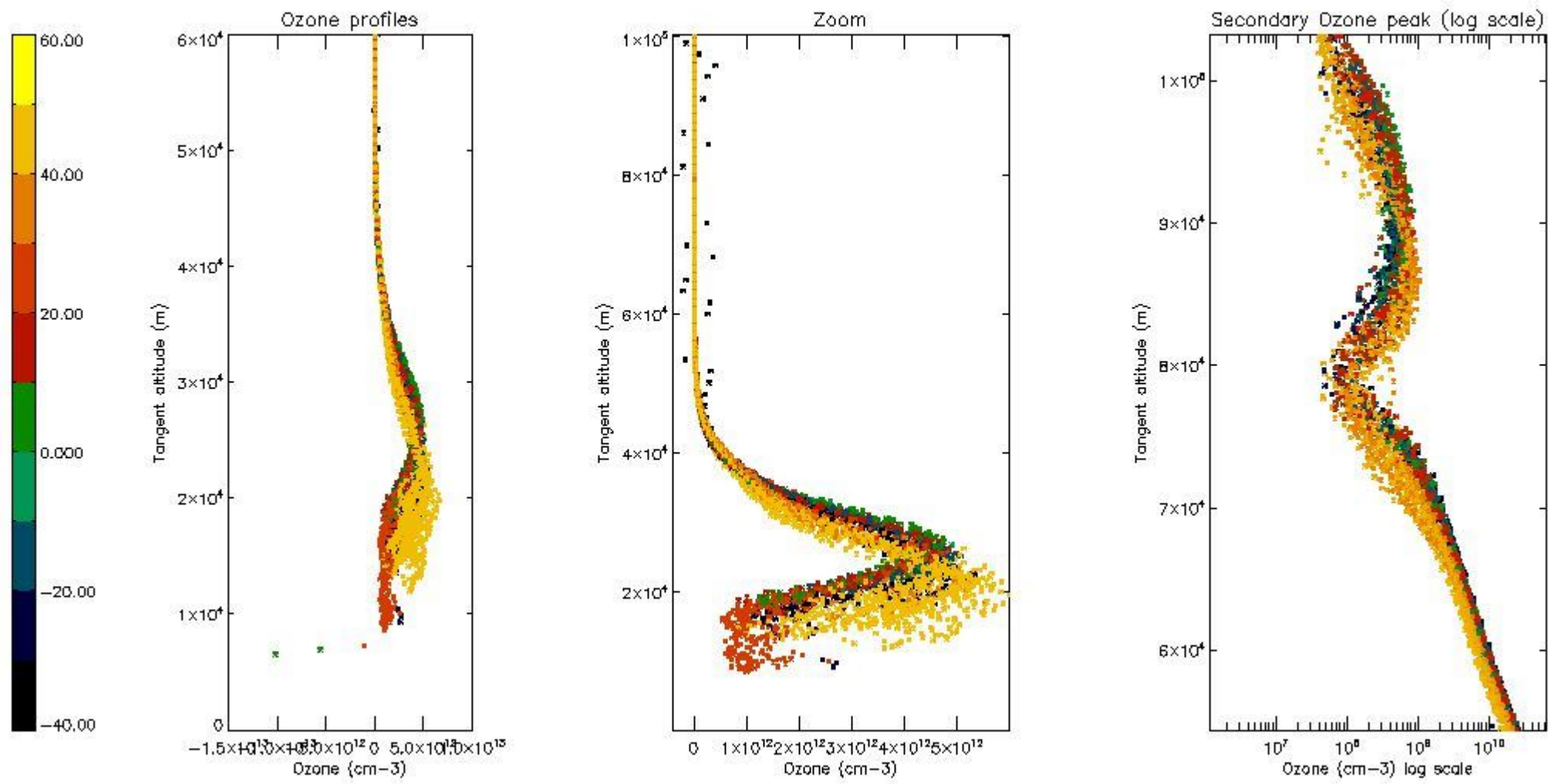
5.2 Plot ozone profiles for all STD (dark without errors)

The colorbar represents the latitude.



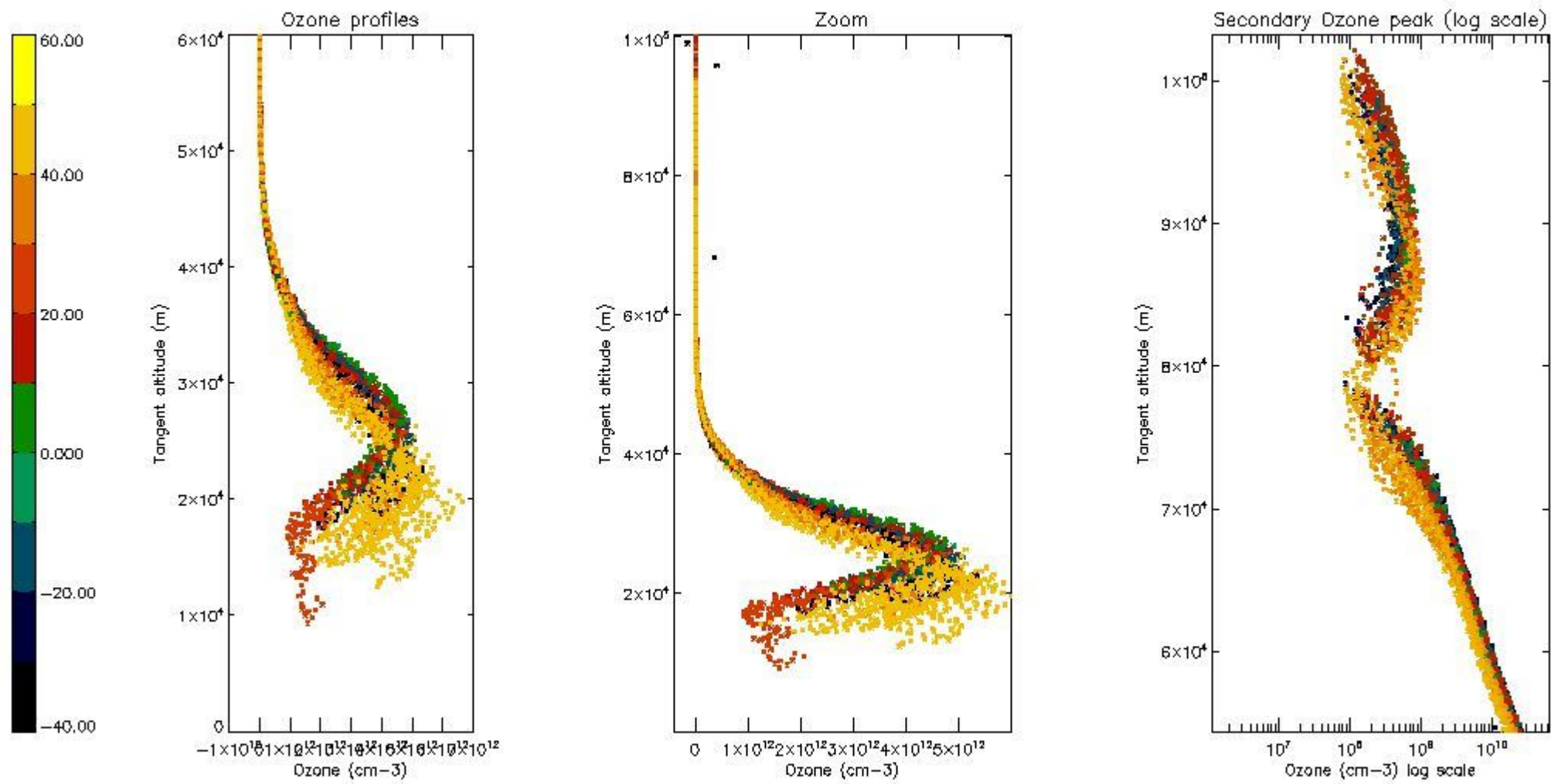
5.3 Plot ozone profiles where STD < 20% (dark without errors)

The colorbar represents the latitude.



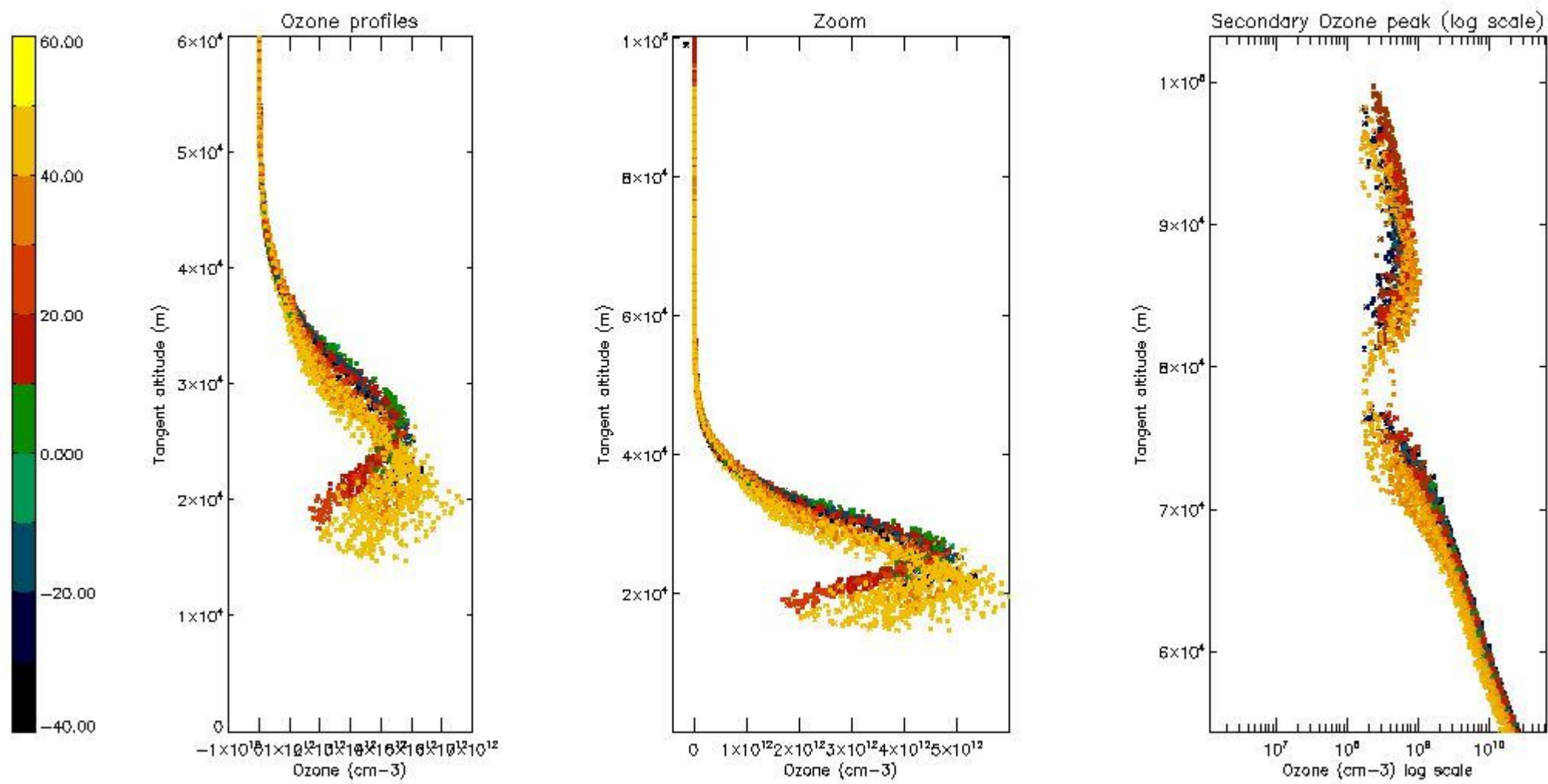
5.4 Plot ozone profiles where STD < 10% (dark without errors)

The colorbar represents the latitude.



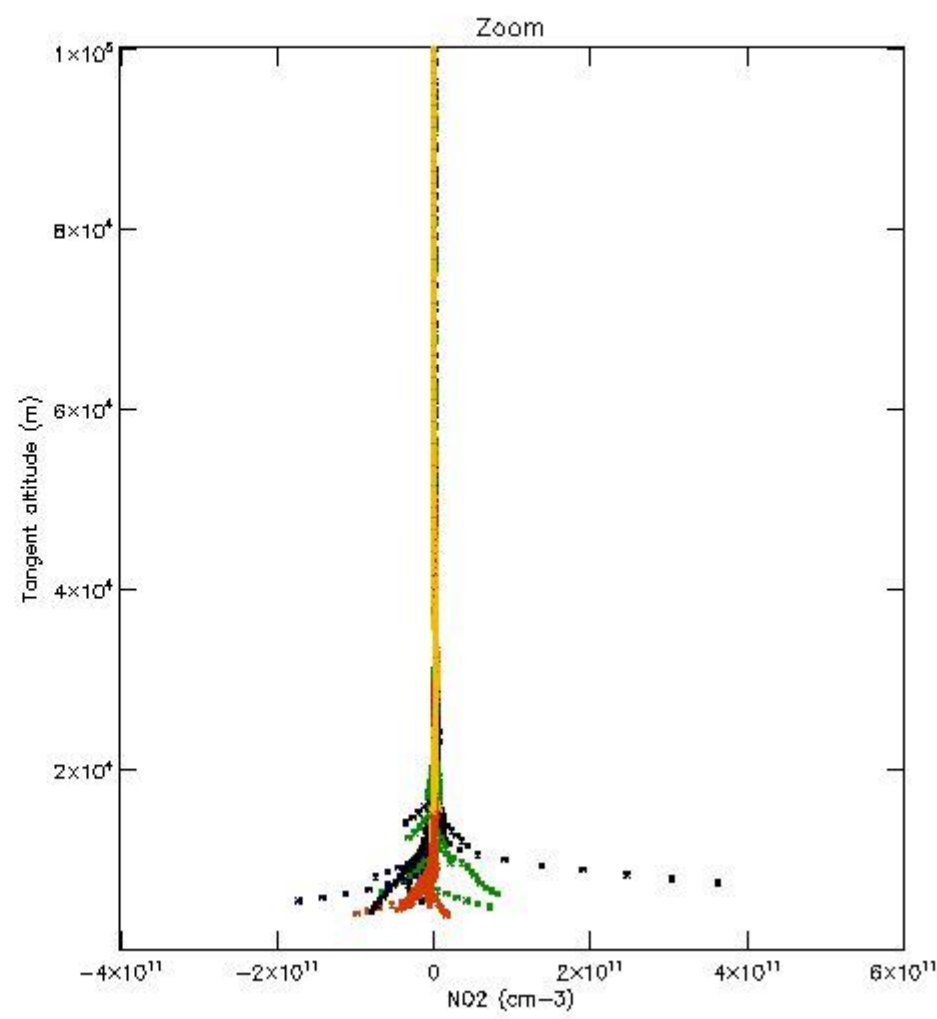
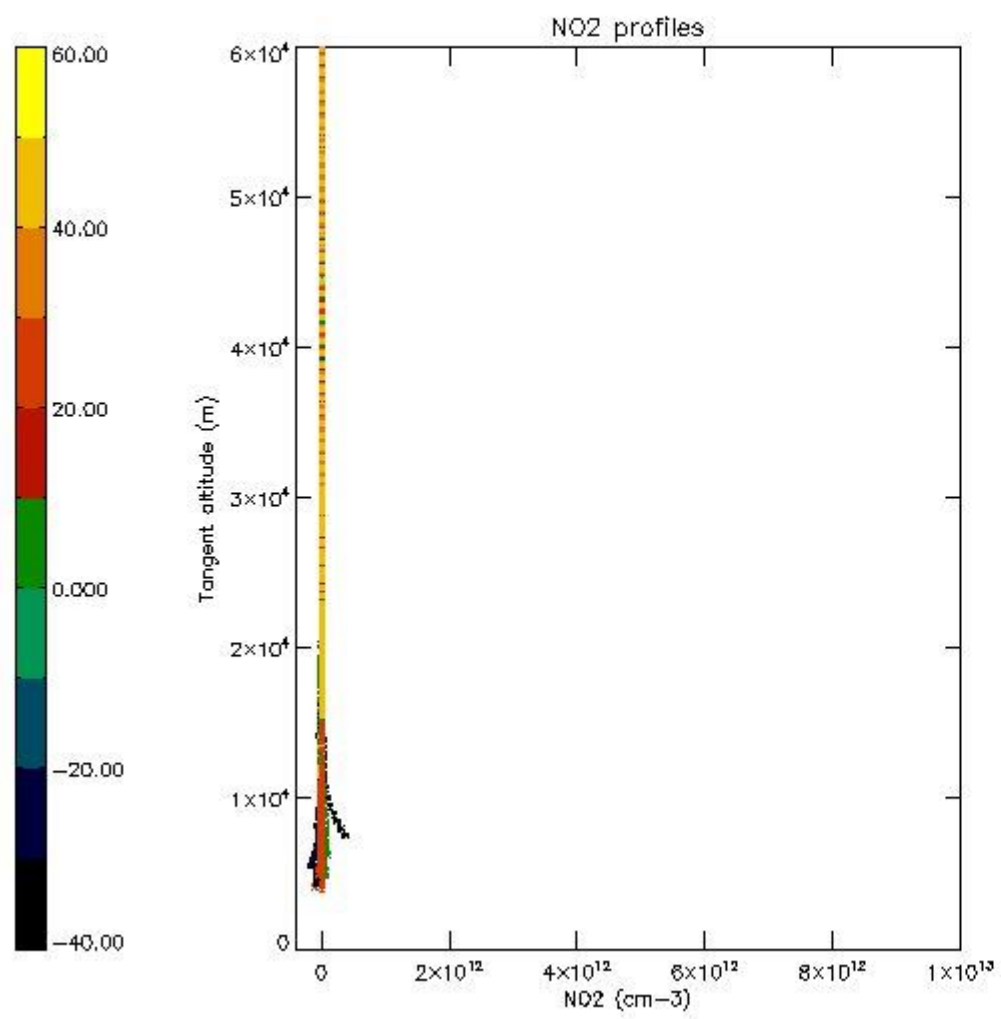
5.5 Plot ozone profiles where STD < 5% (dark without errors)

The colorbar represents the latitude.



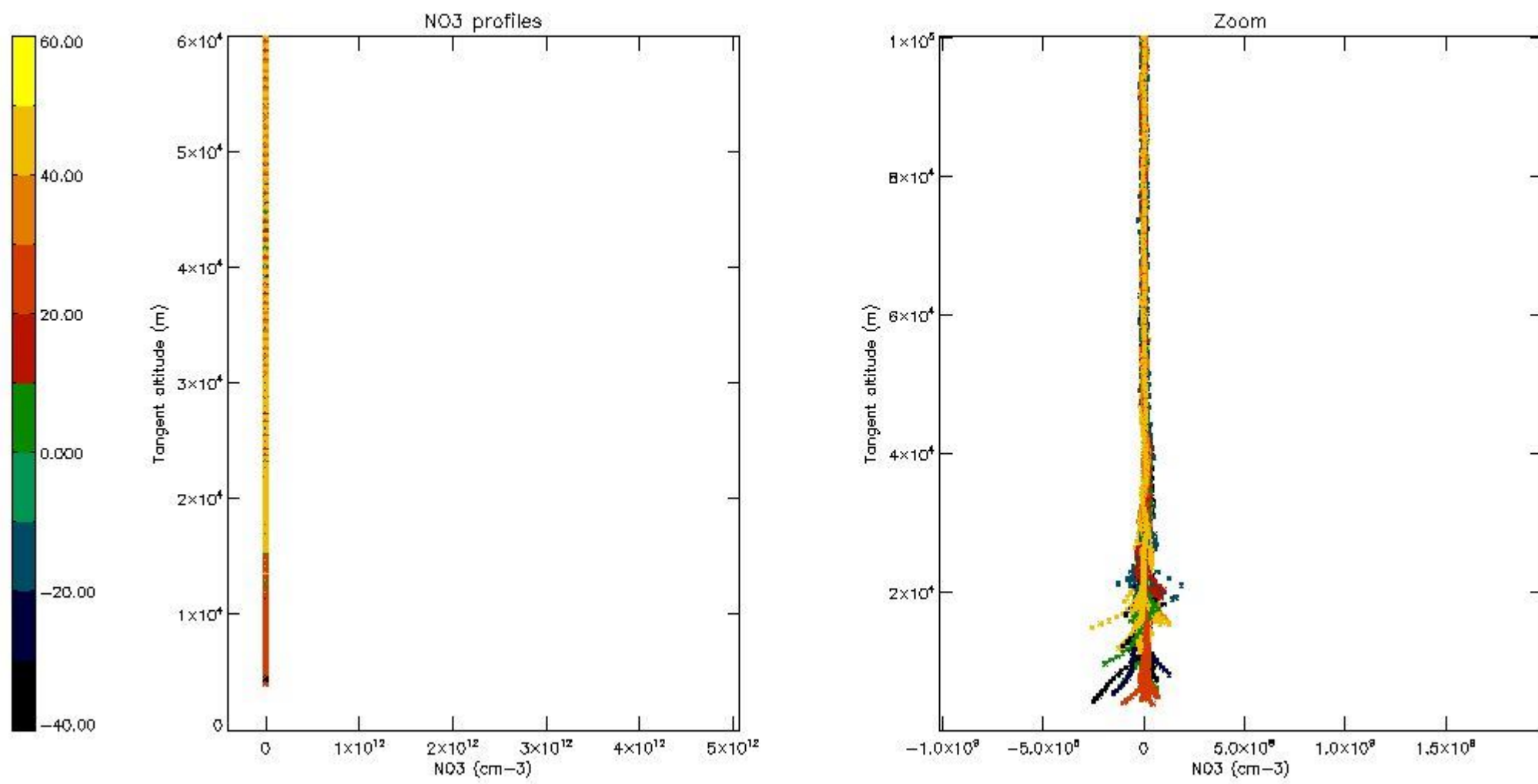
5.6 Plot NO₂ profiles for all STD (dark without errors)

The colorbar represents the latitude.



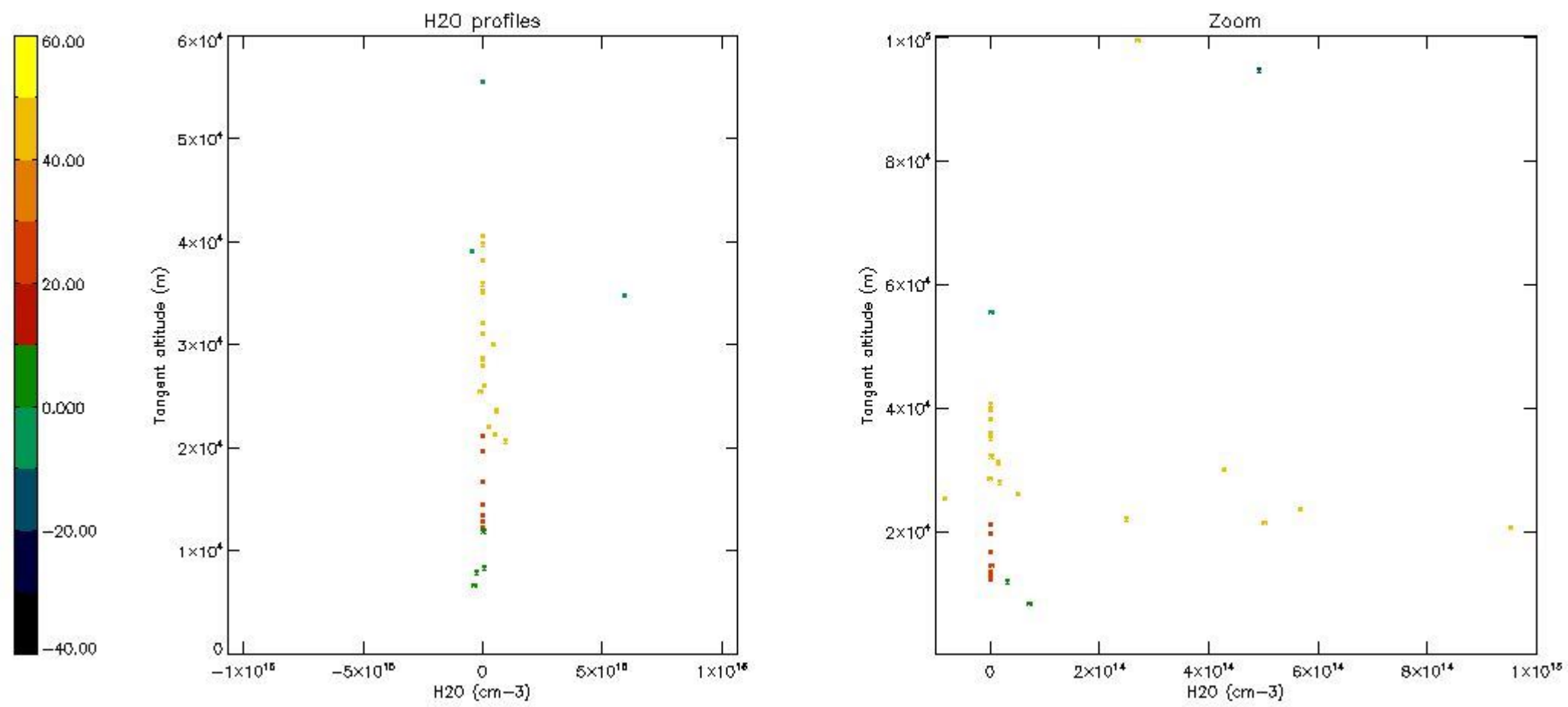
5.7 Plot NO3 profiles for all STD (dark without errors)

The colorbar represents the latitude.



5.8 Plot H2O profiles for all STD (only for occultations of stars 1,2,3,4,13,14,16,26,63 dark without errors)

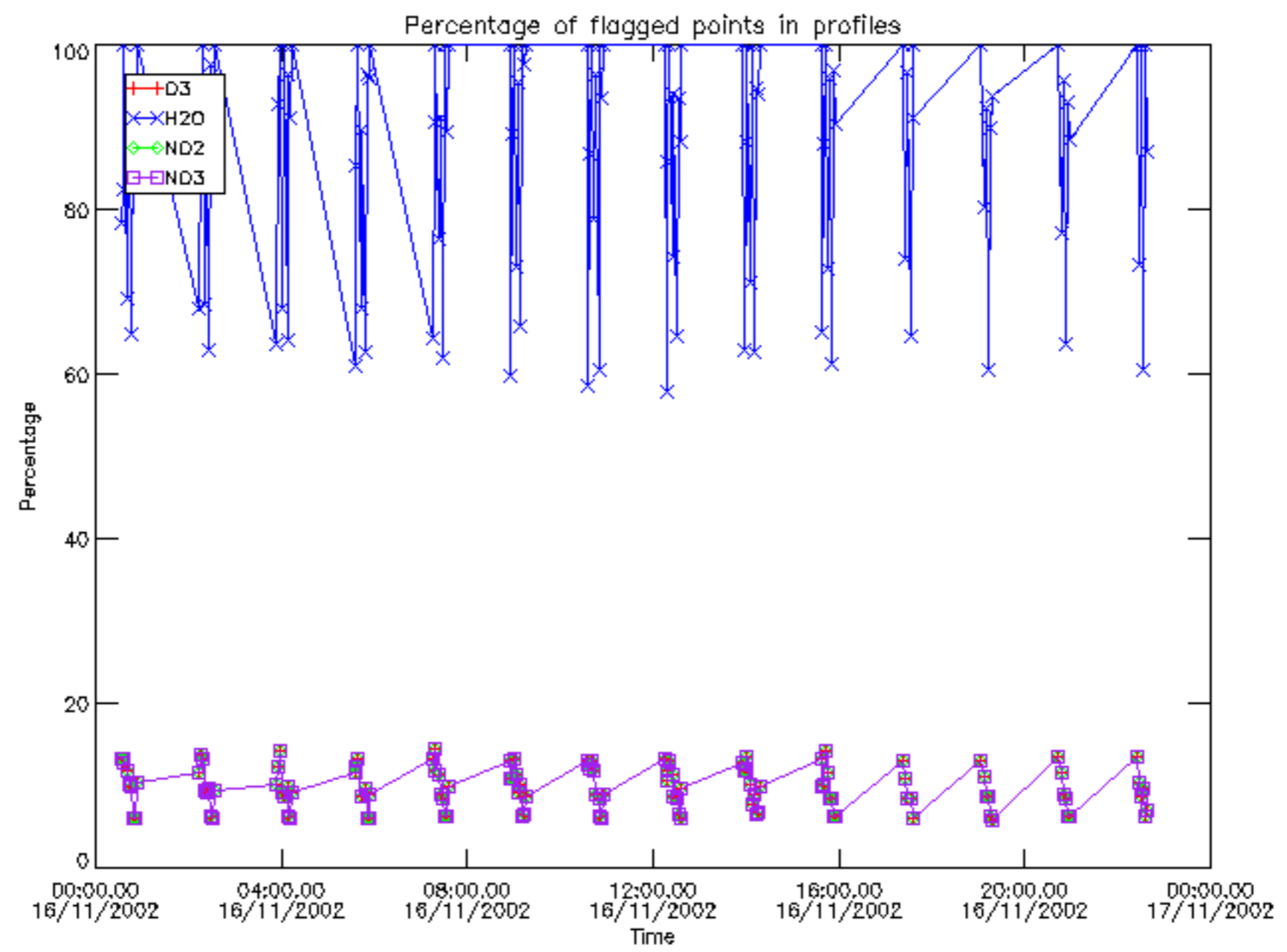
The colorbar represents the latitude.



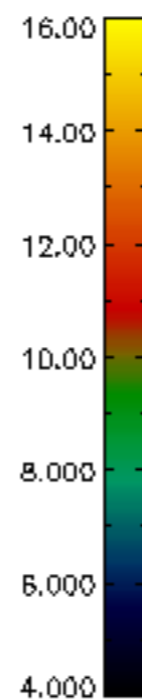
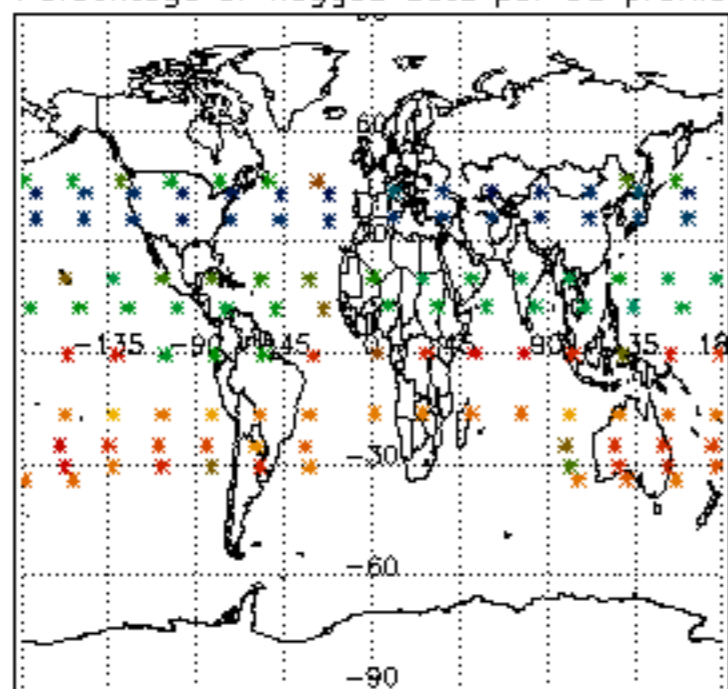
6. Auxiliary Data Files used for the production reported in section 2

The number reported in the third column indicates since which file (see list in section 2) the corresponding auxiliary file has been used. The fourth column is the date of those product files.

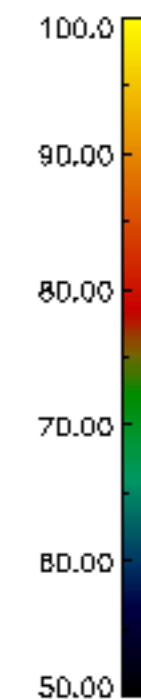
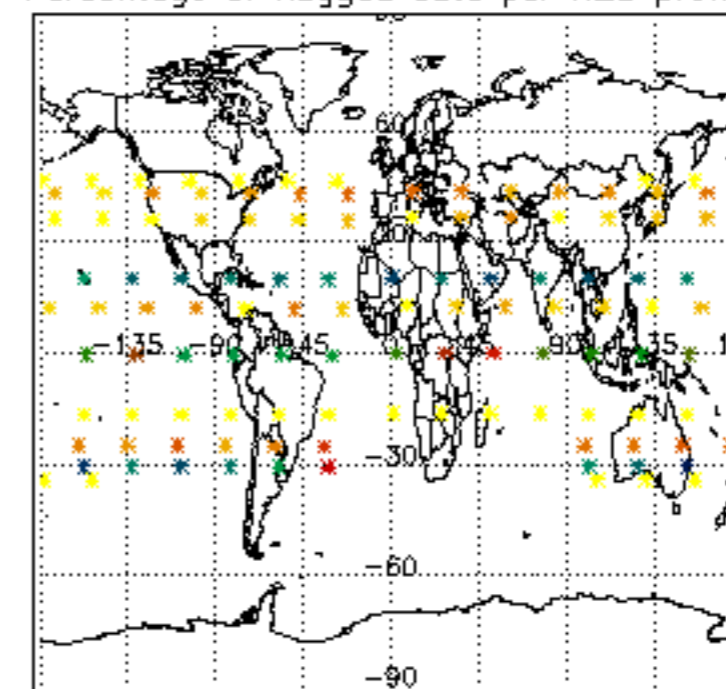
Type	Auxiliary Filename	Used since product	Used since product date
INST_PHYS_CHARACTERISTICS	GOM_INS_AXNIEC20050627_150440_20020301_000000_20100101_000000	1	16-NOV-2002 00:00:29
LEVEL-2_PROC_CONFIG	GOM_PR2_AXVIEC20091111_152718_20020301_000000_20500101_000000	1	16-NOV-2002 00:00:29
CROSS_SECTIONS_FILE	GOM_CRS_AXVIEC20091111_154832_20020301_000000_20500101_000000	1	16-NOV-2002 00:00:29



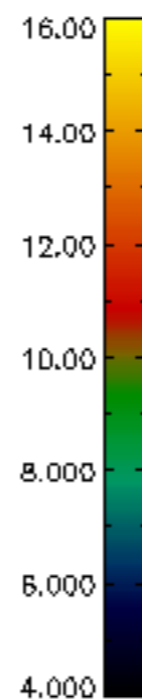
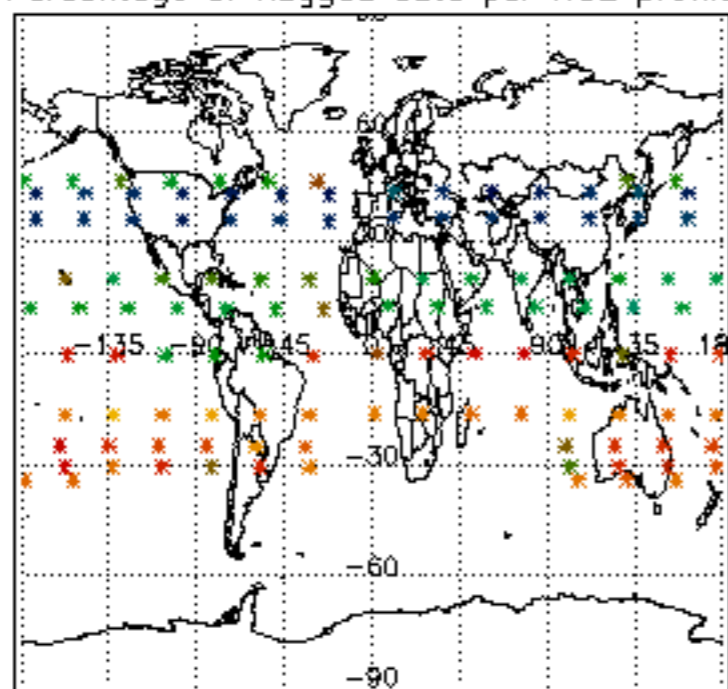
Percentage of flagged data per D3 profile



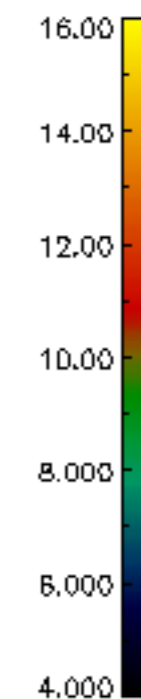
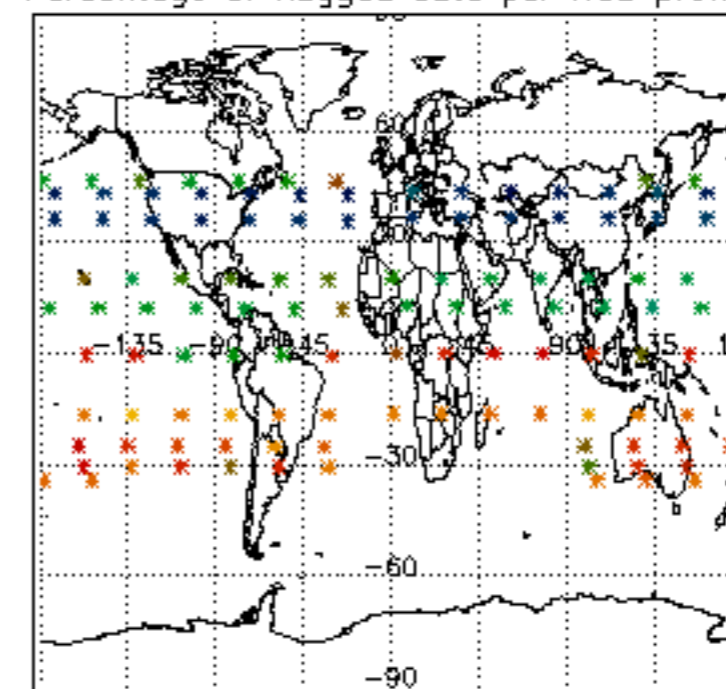
Percentage of flagged data per H2O profile

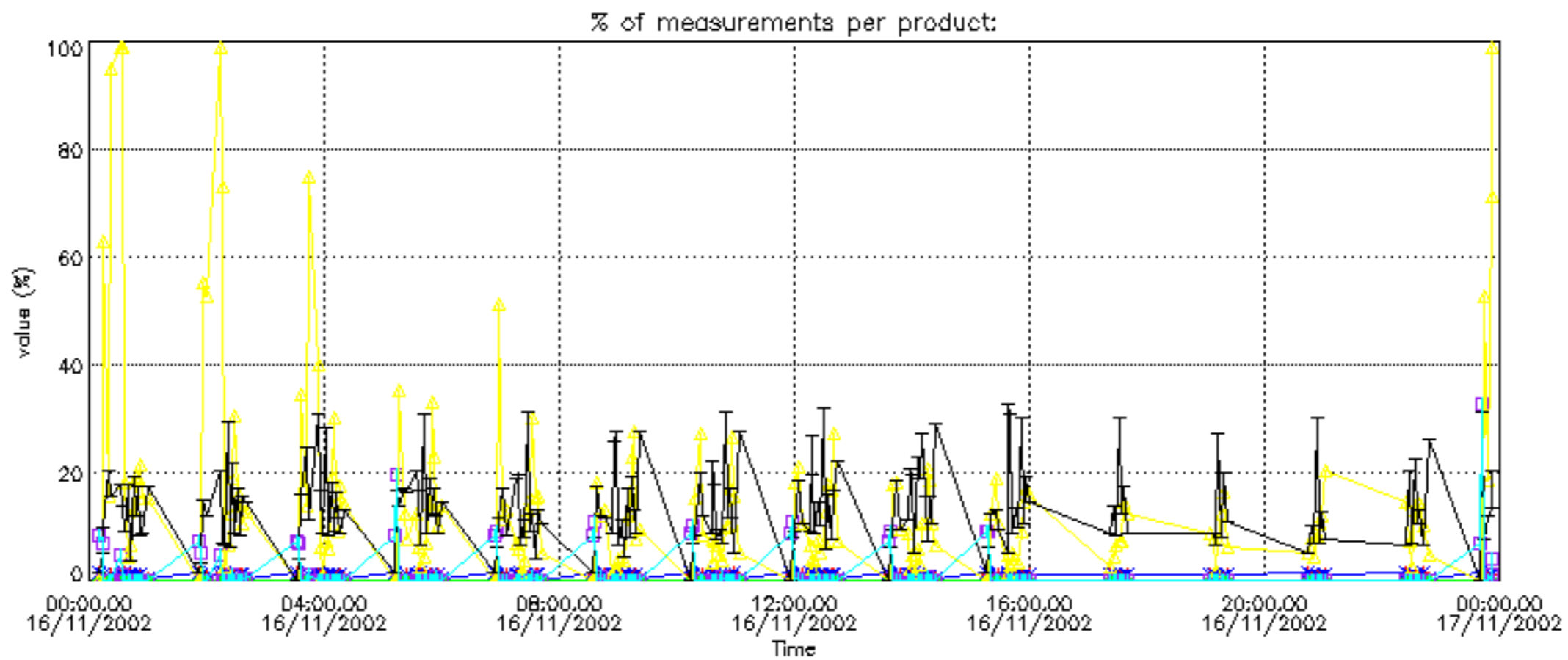


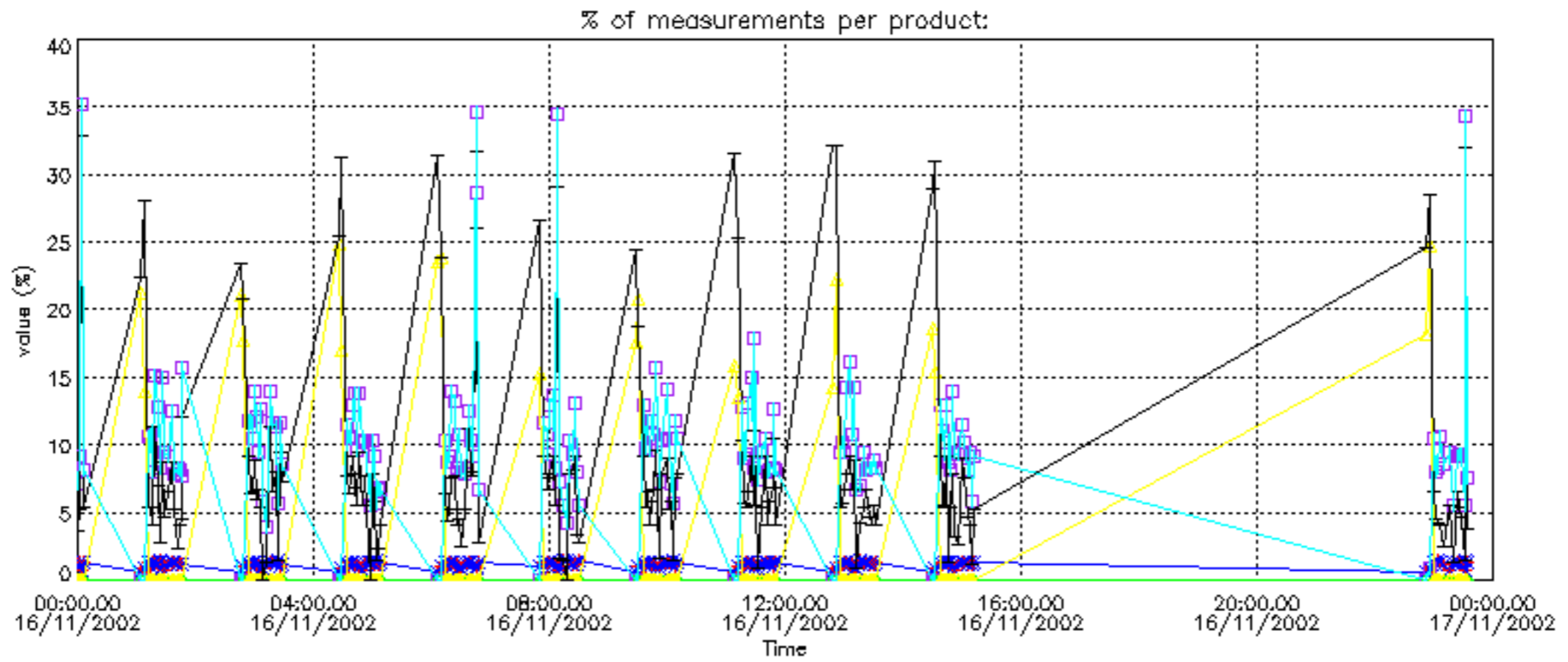
Percentage of flagged data per NO2 profile



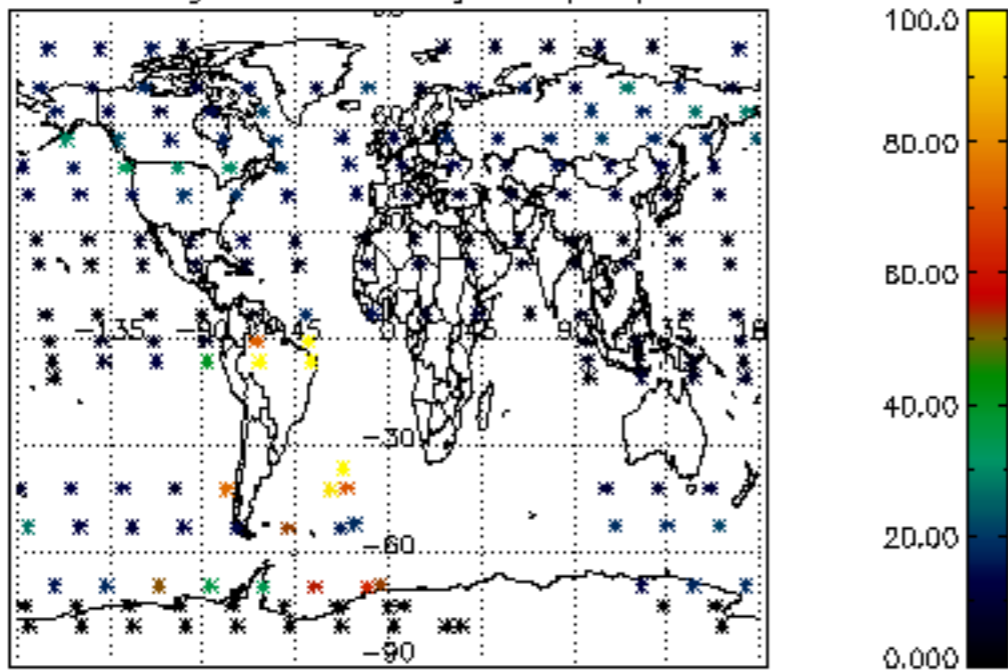
Percentage of flagged data per NO3 profile



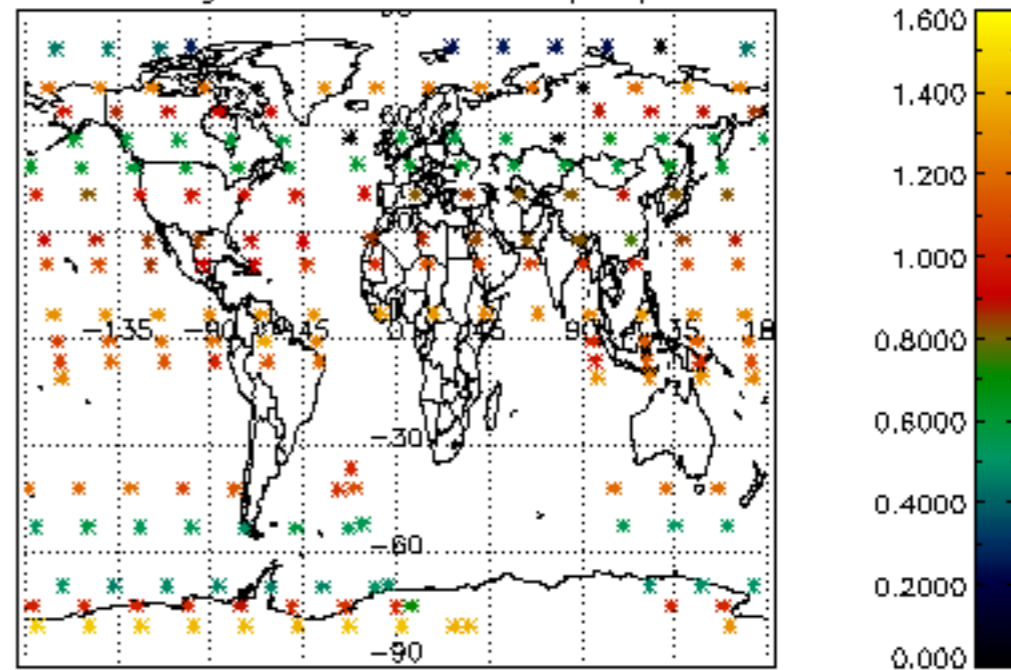




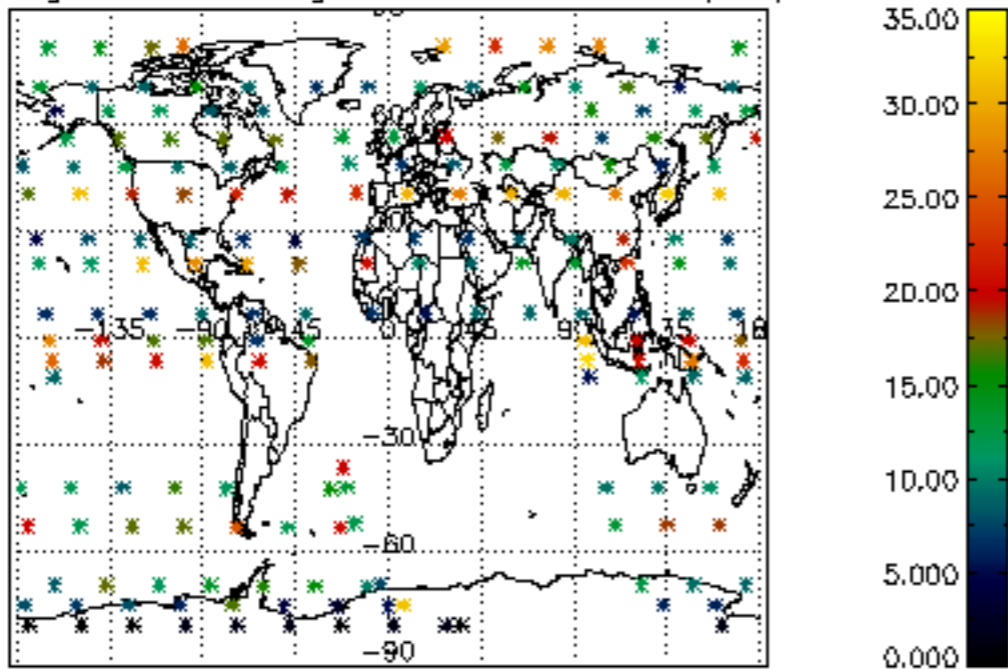
Percentage of cosmic ray hits per profile



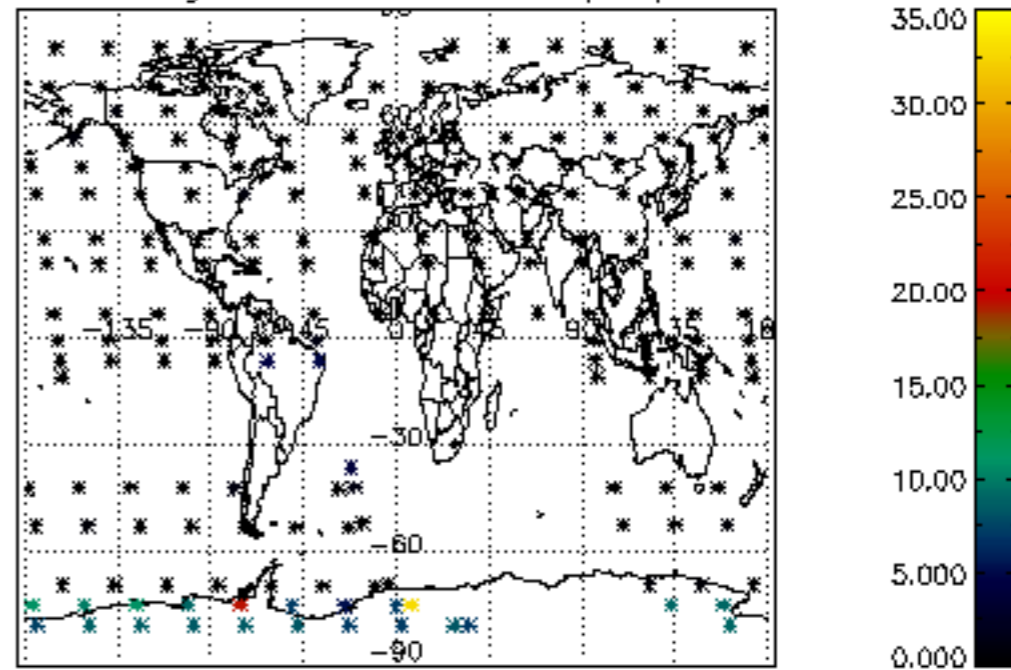
Percentage of datation errors per profile



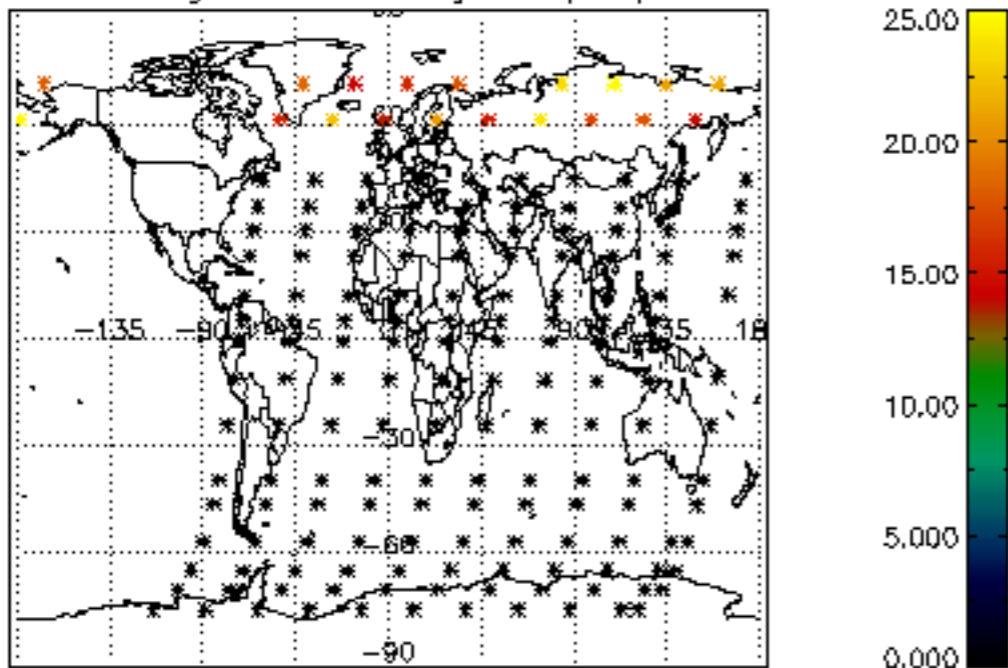
Percentage of star falling outside central band per profile



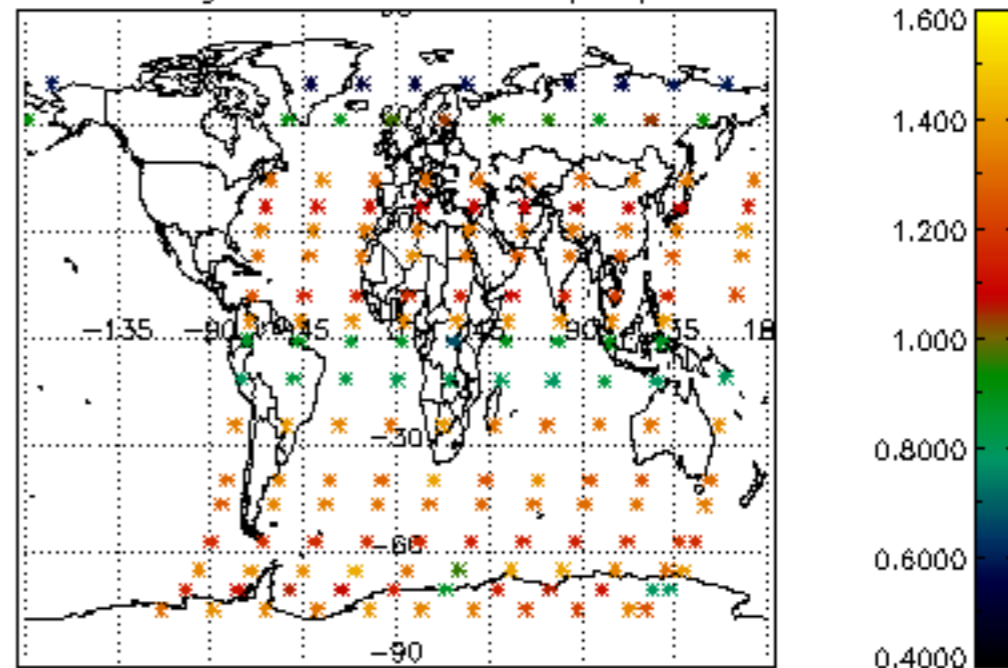
Percentage of saturation errors per profile



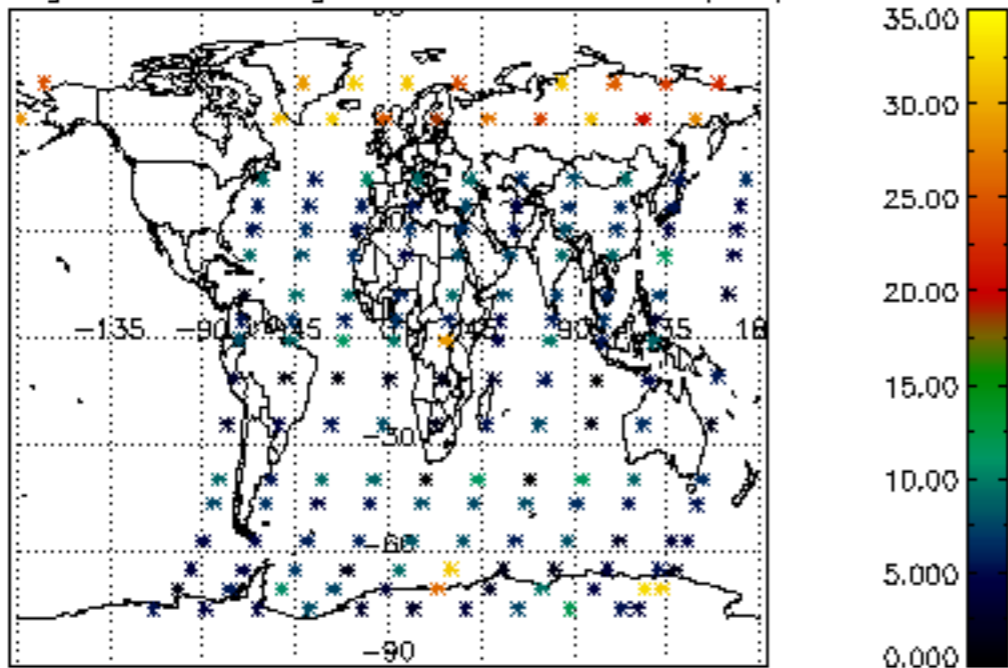
Percentage of cosmic ray hits per profile



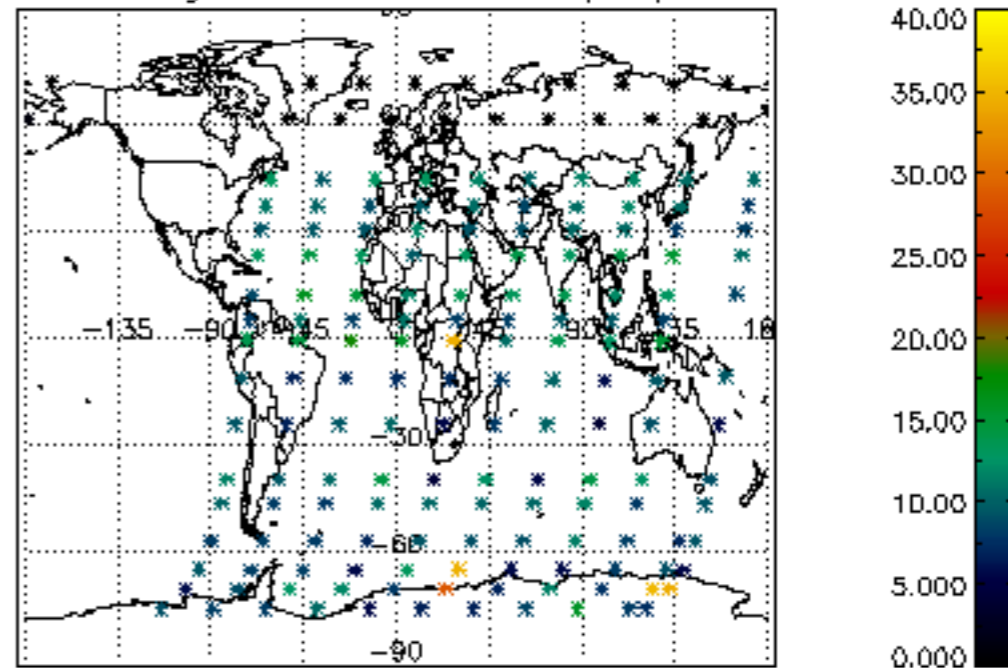
Percentage of datation errors per profile

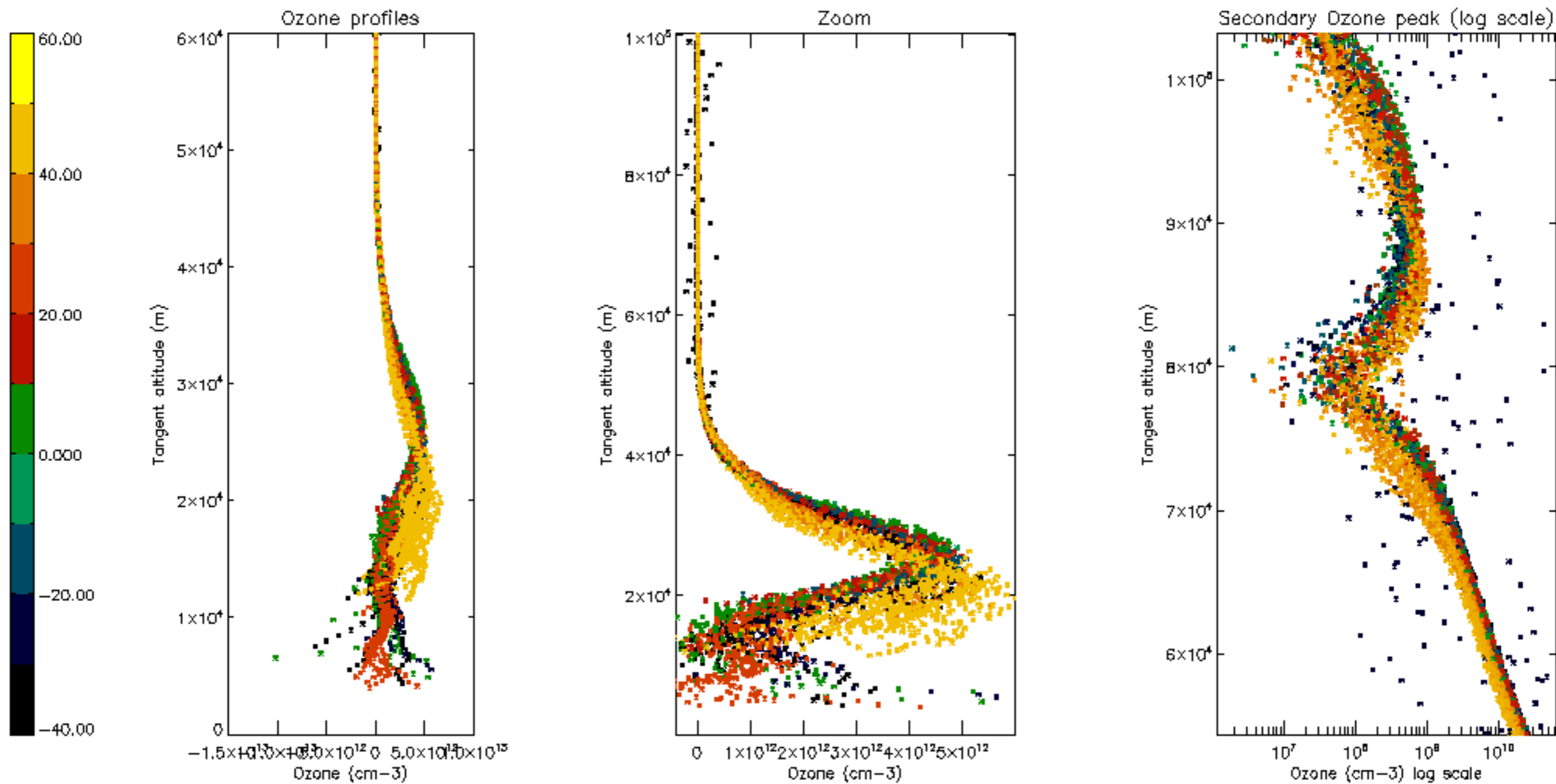


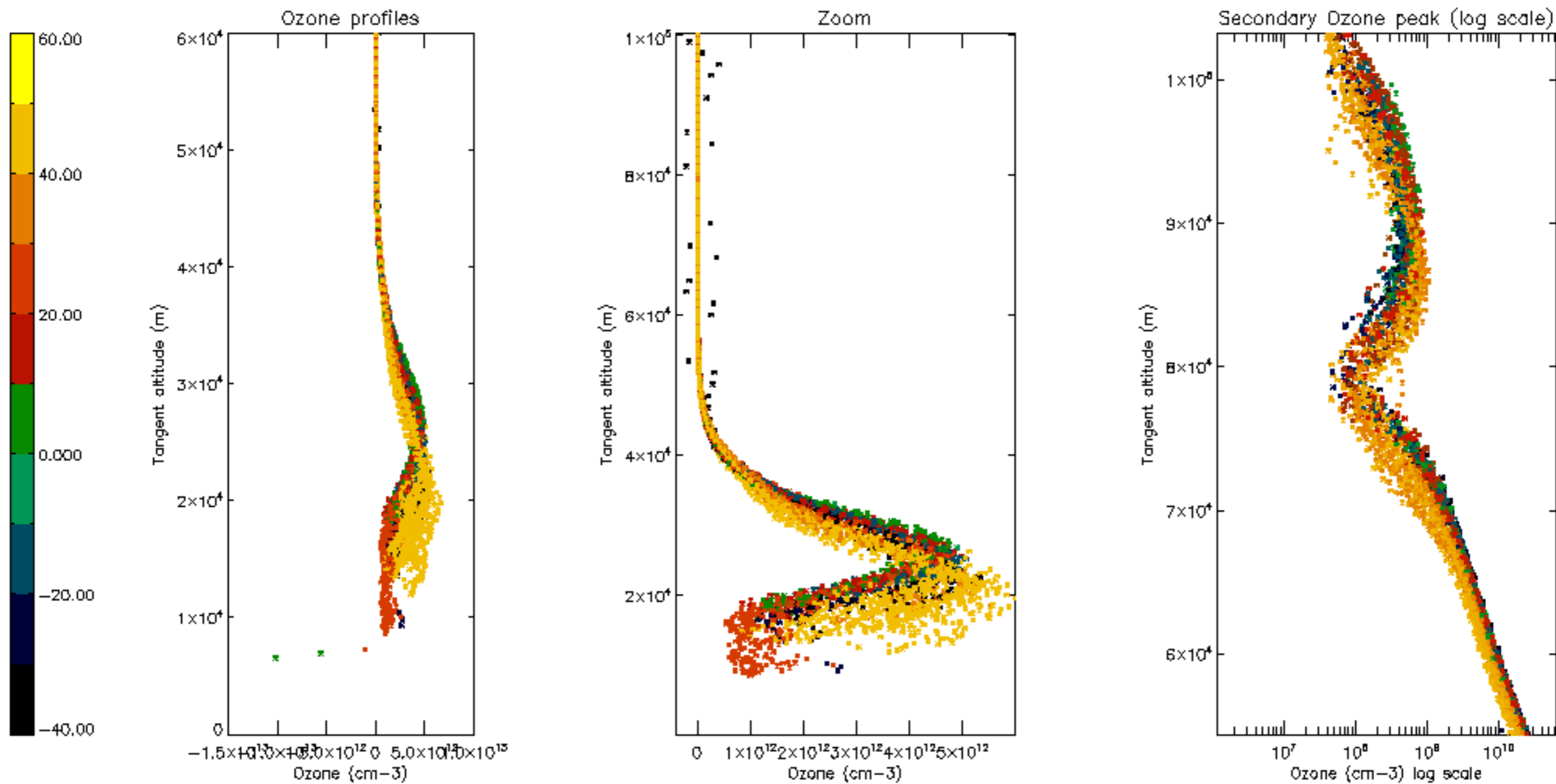
Percentage of star falling outside central band per profile

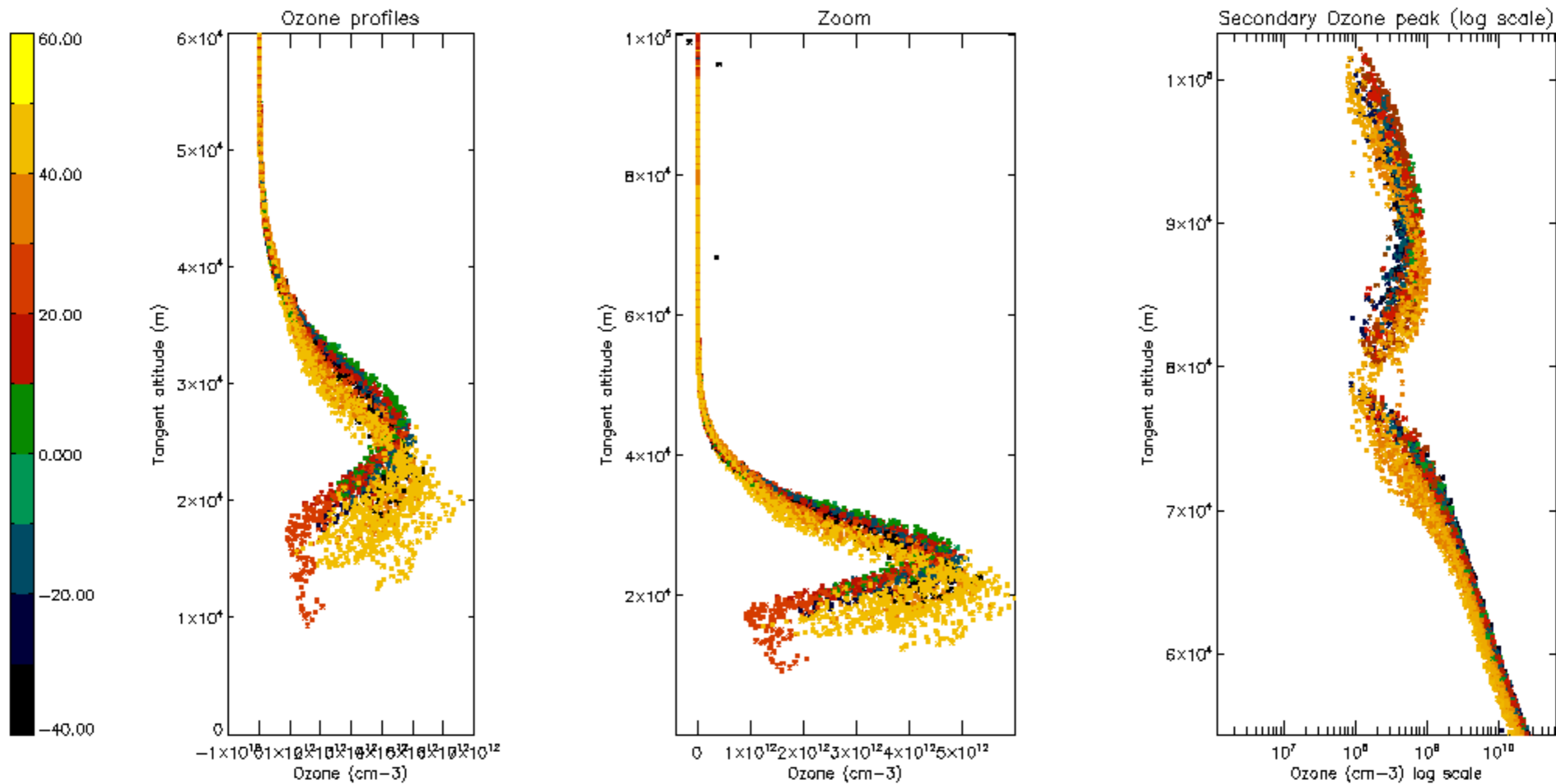


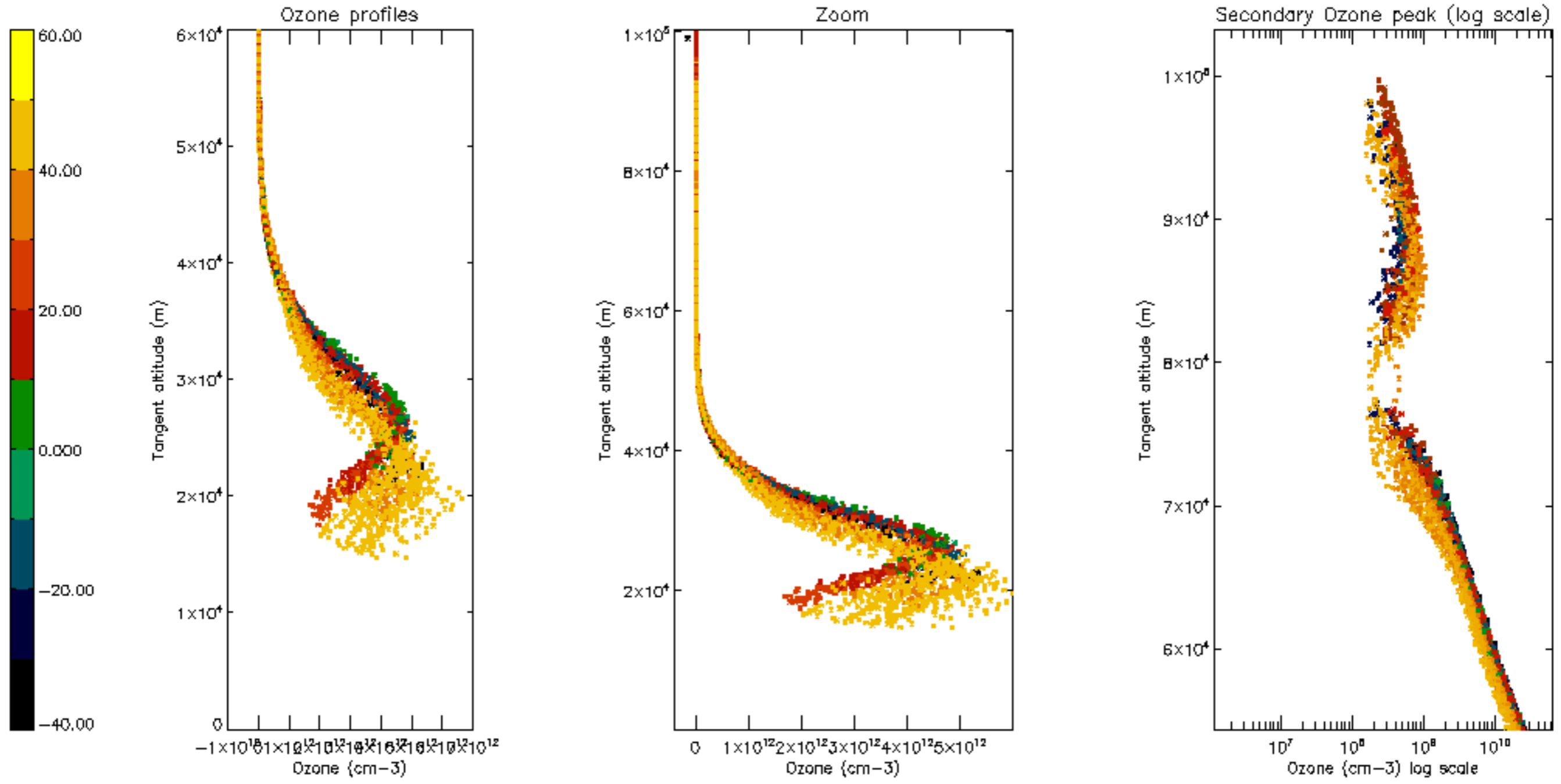
Percentage of saturation errors per profile

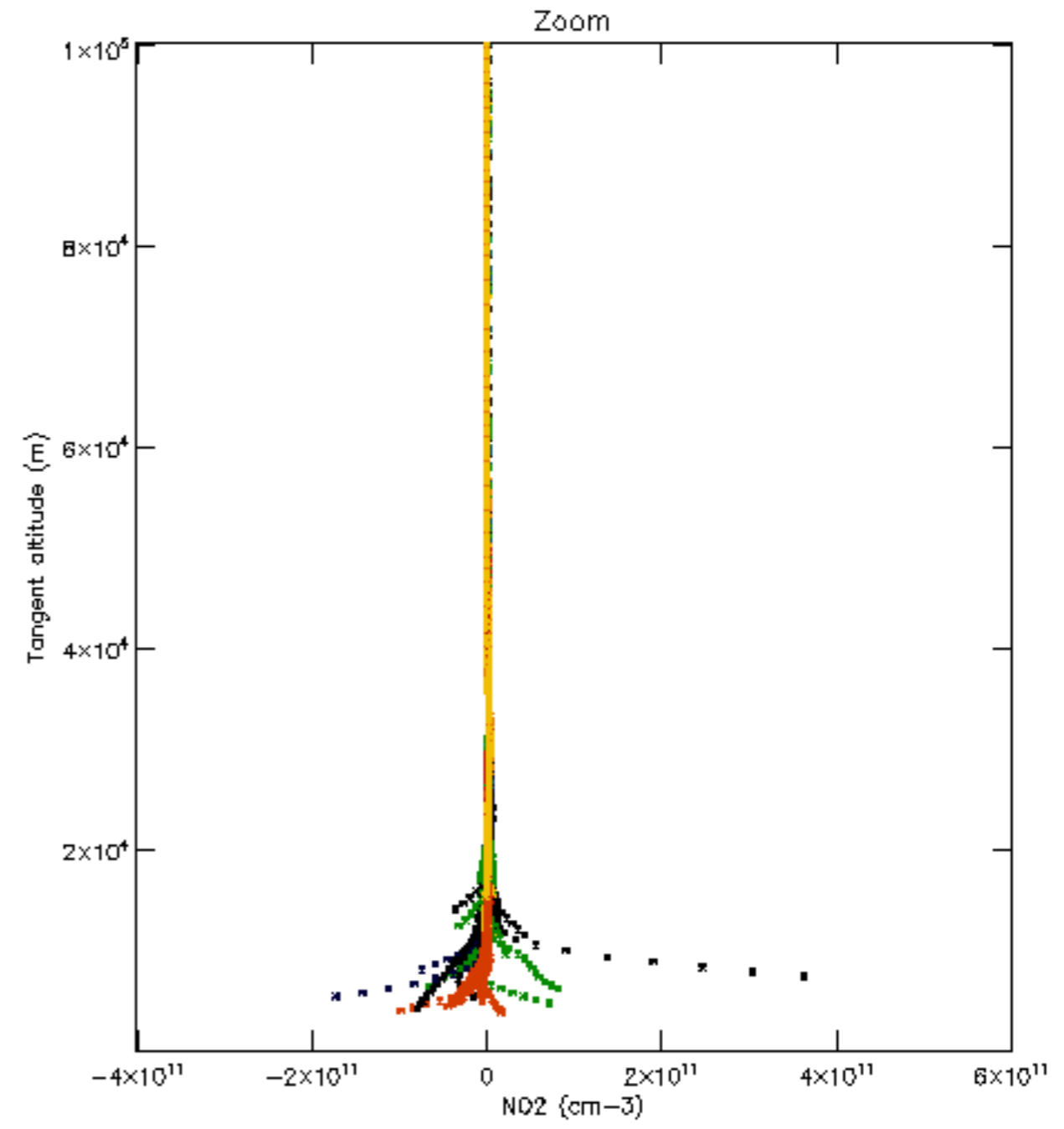
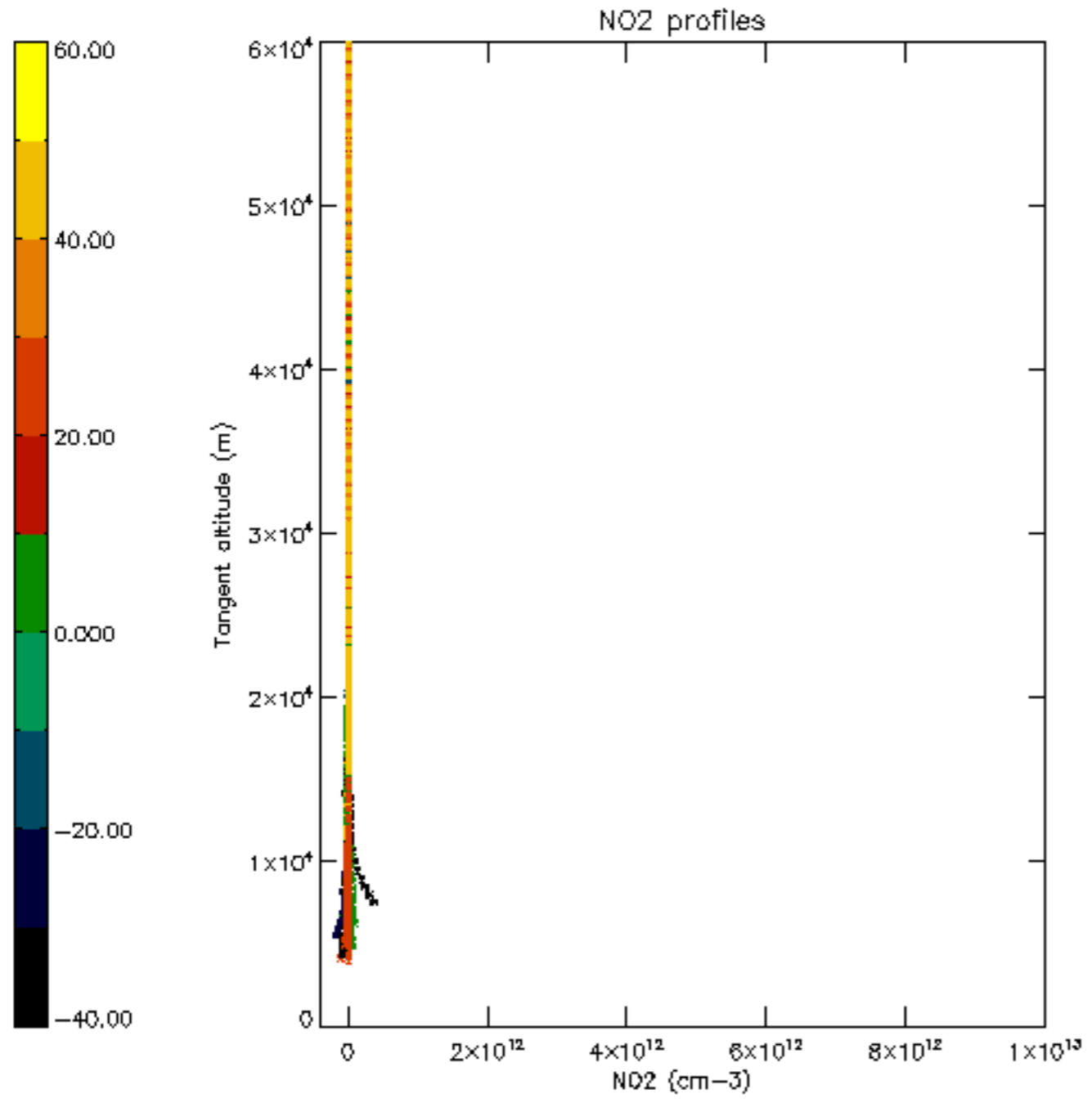


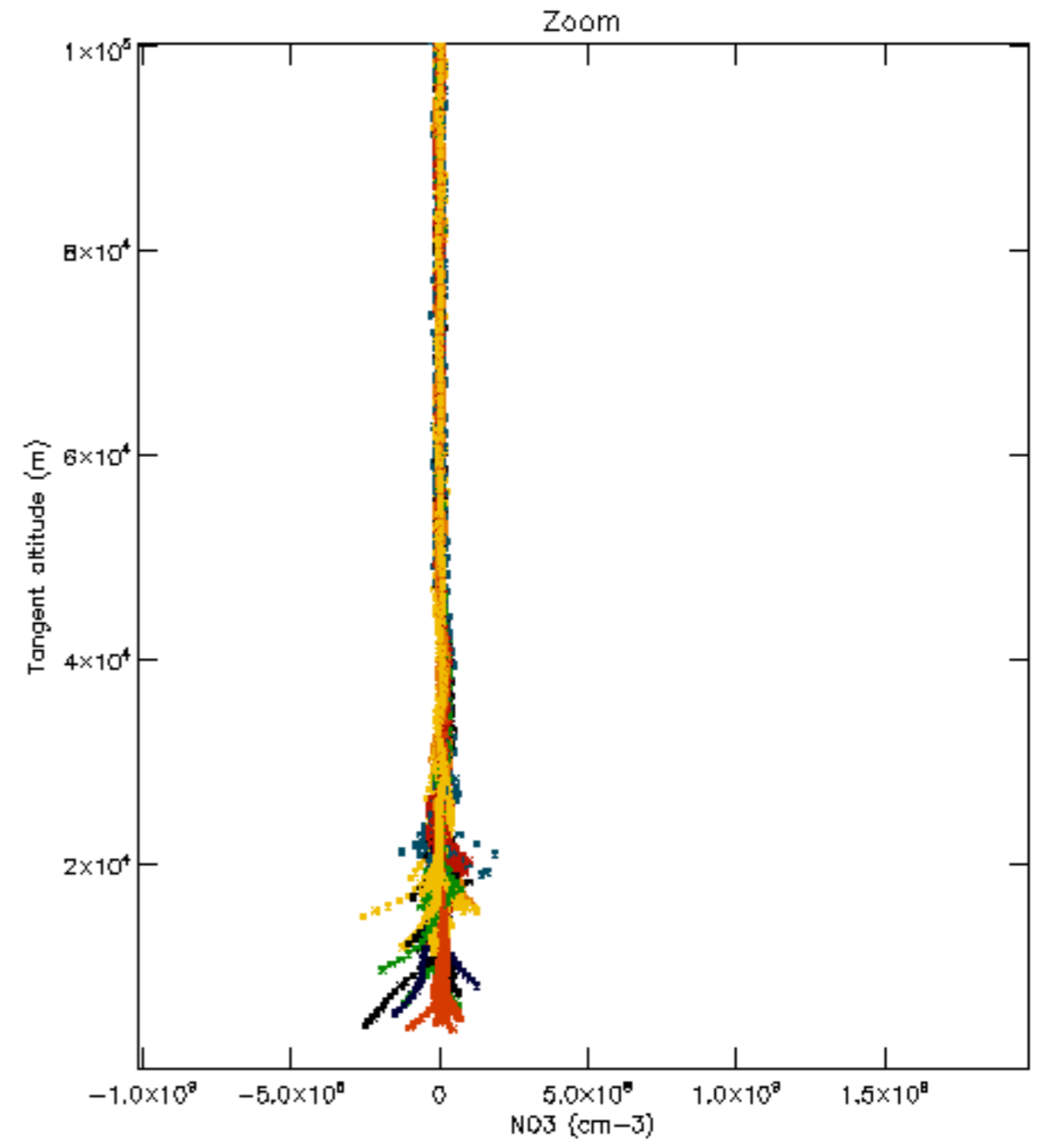
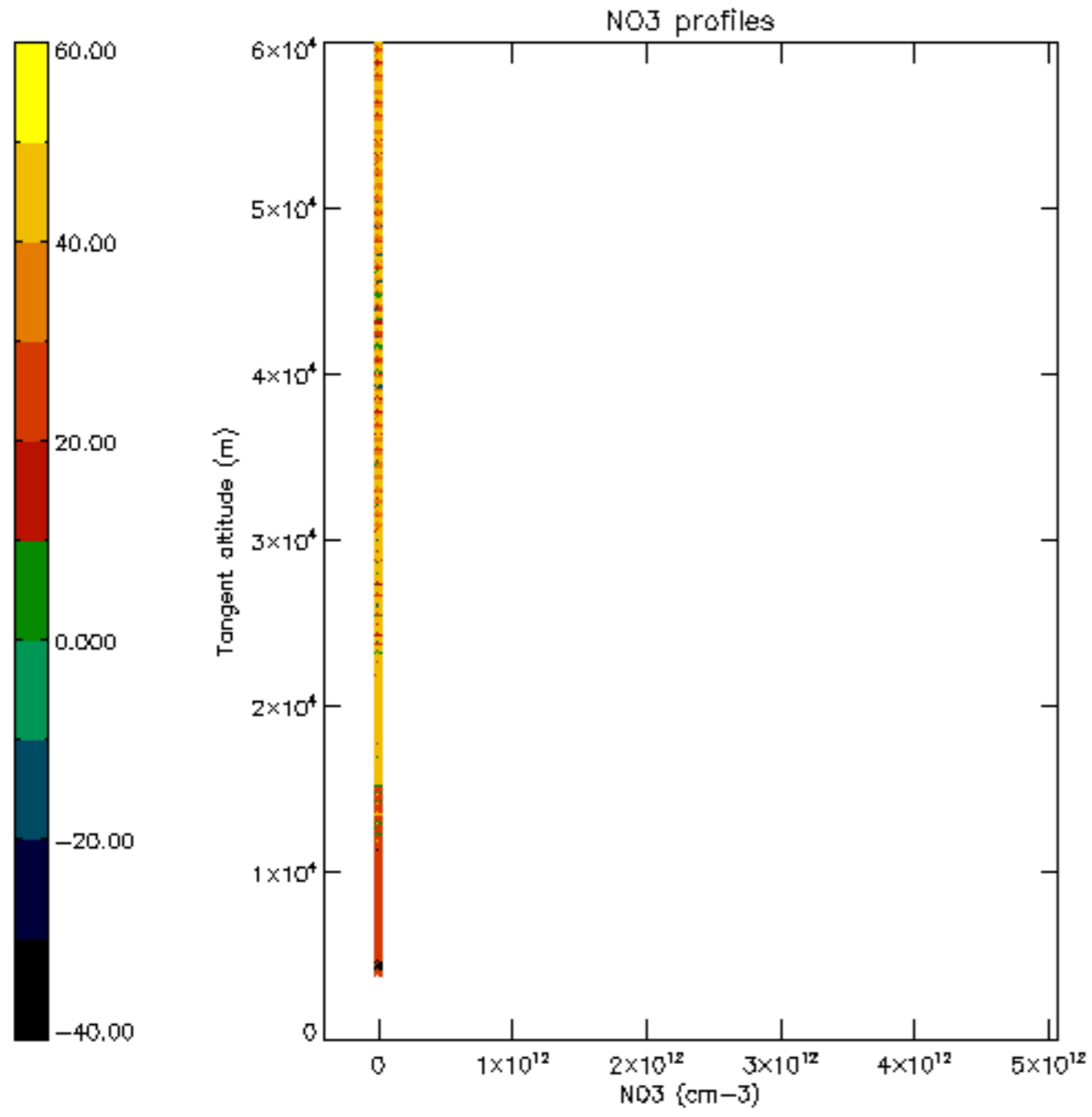


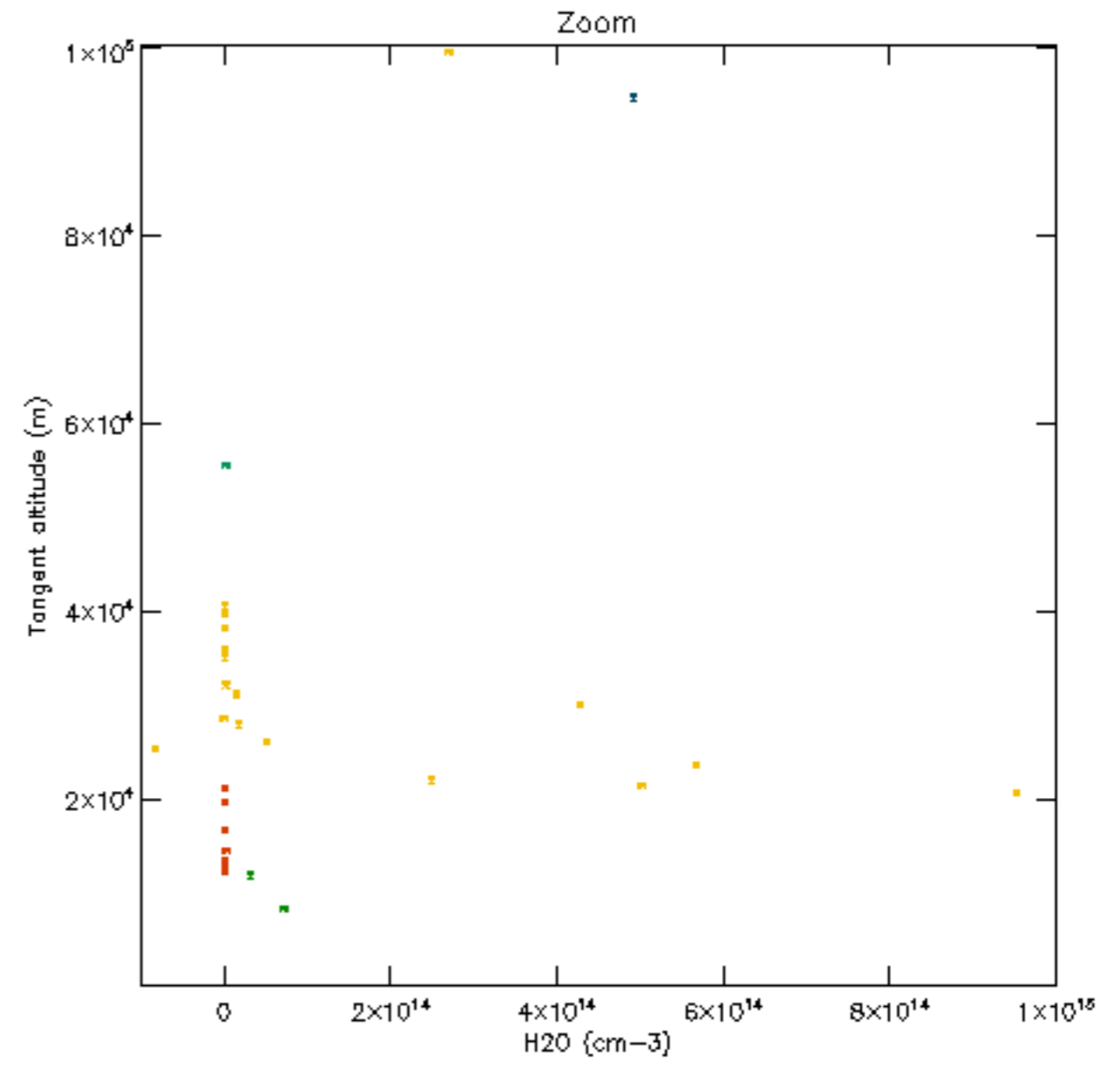
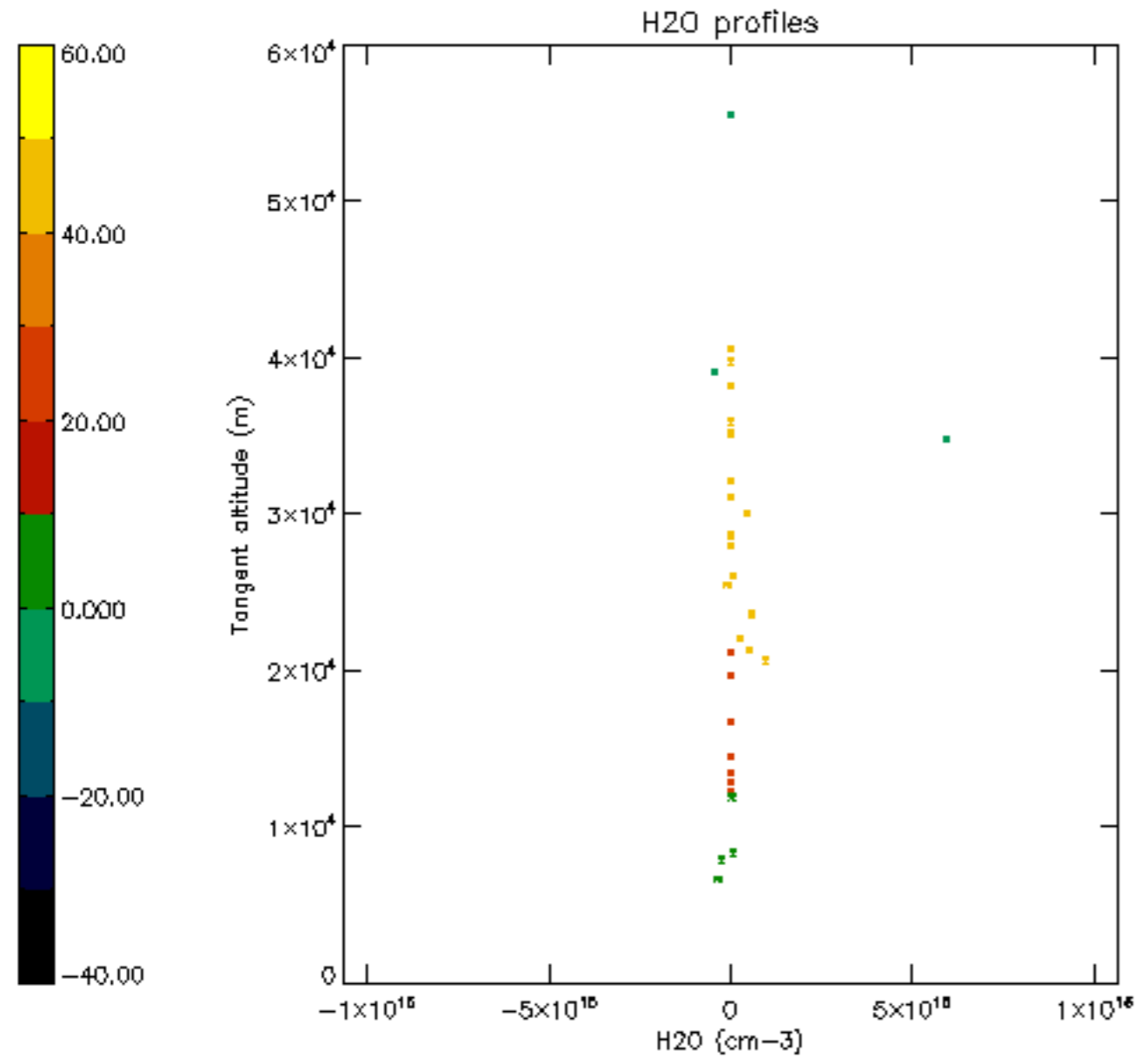


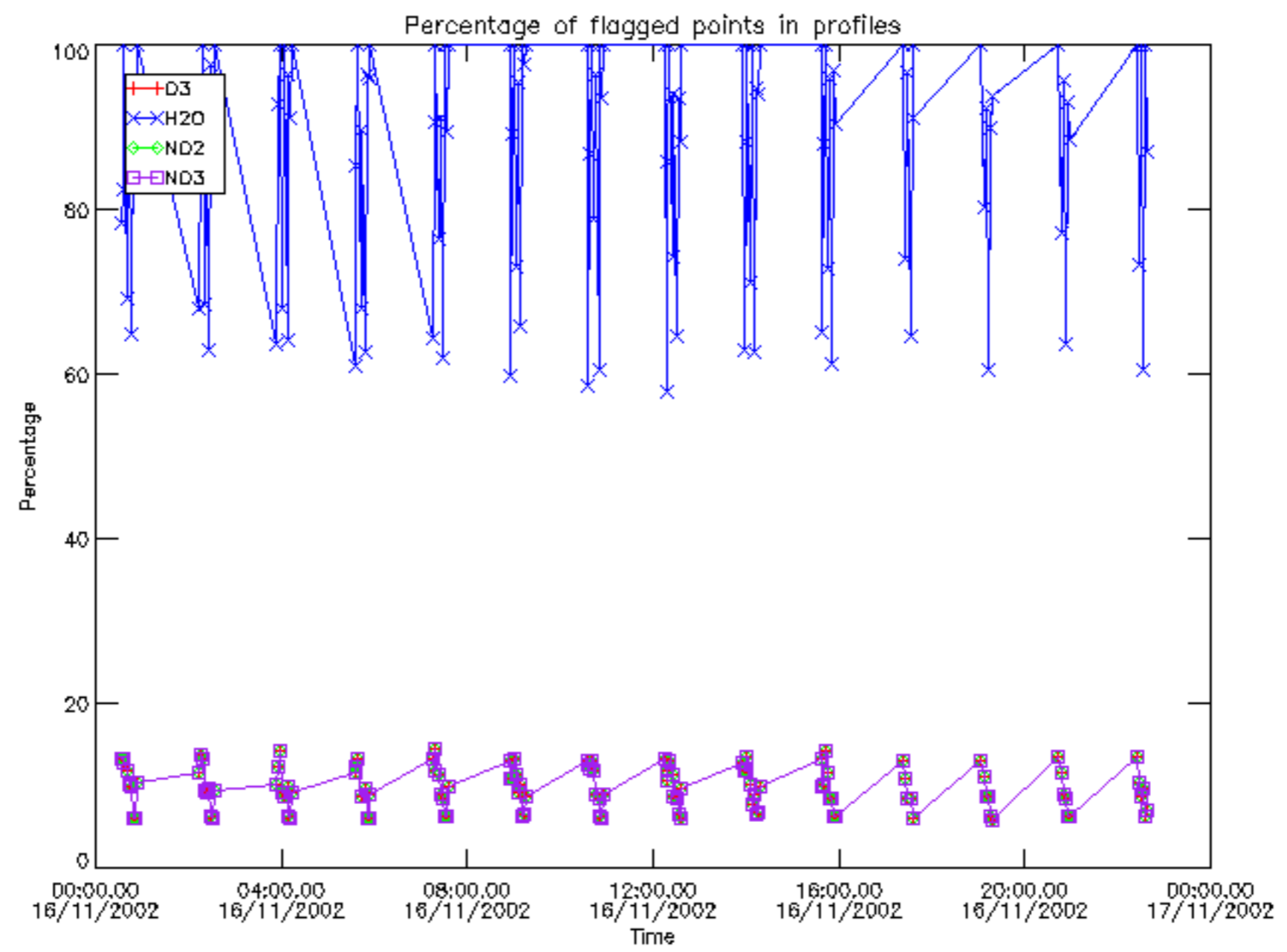




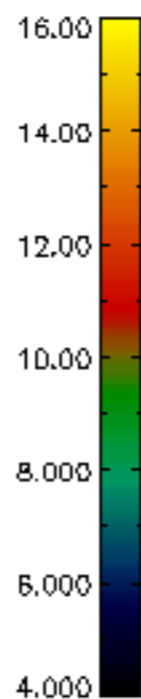
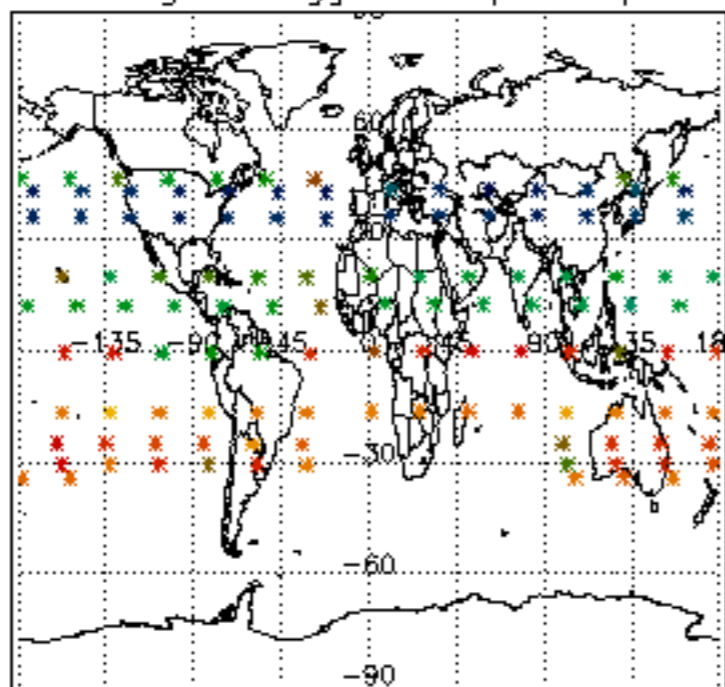




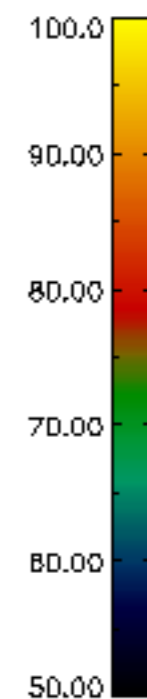
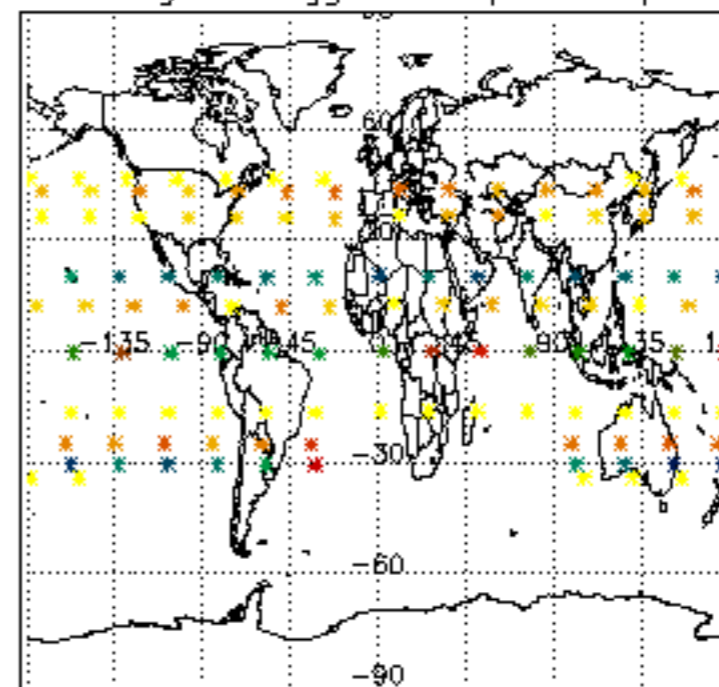




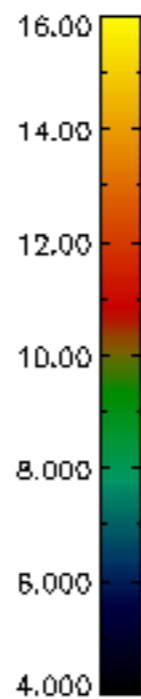
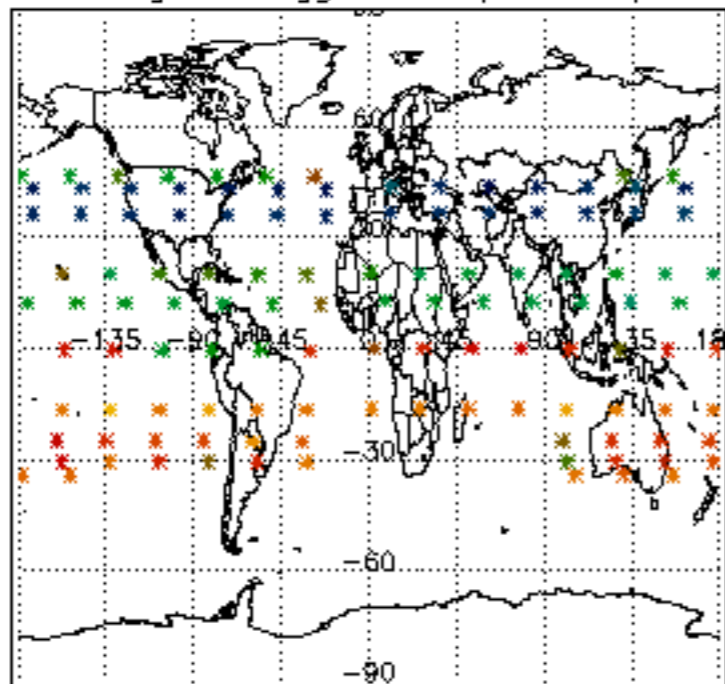
Percentage of flagged data per D3 profile



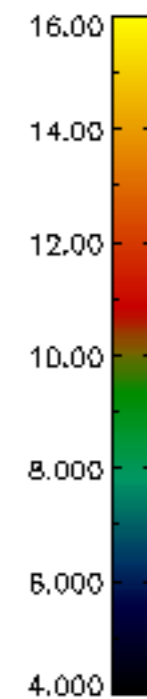
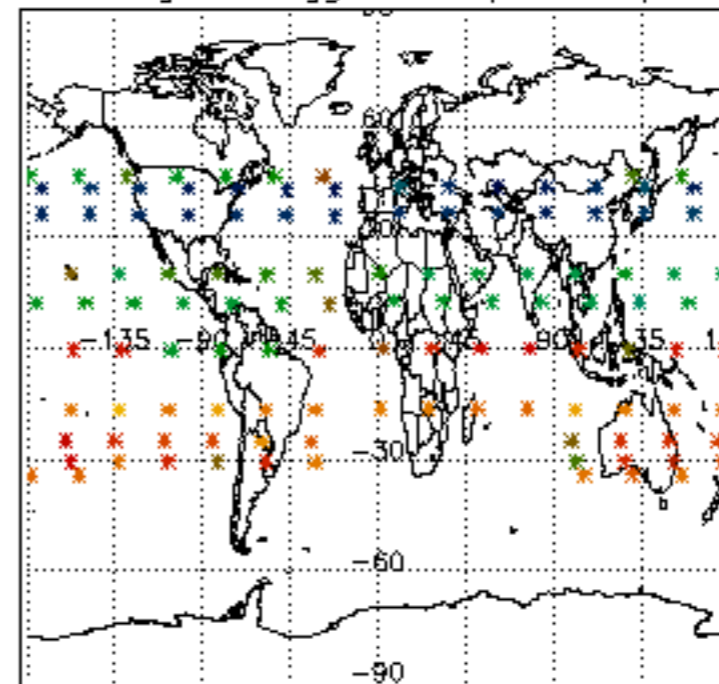
Percentage of flagged data per H2O profile

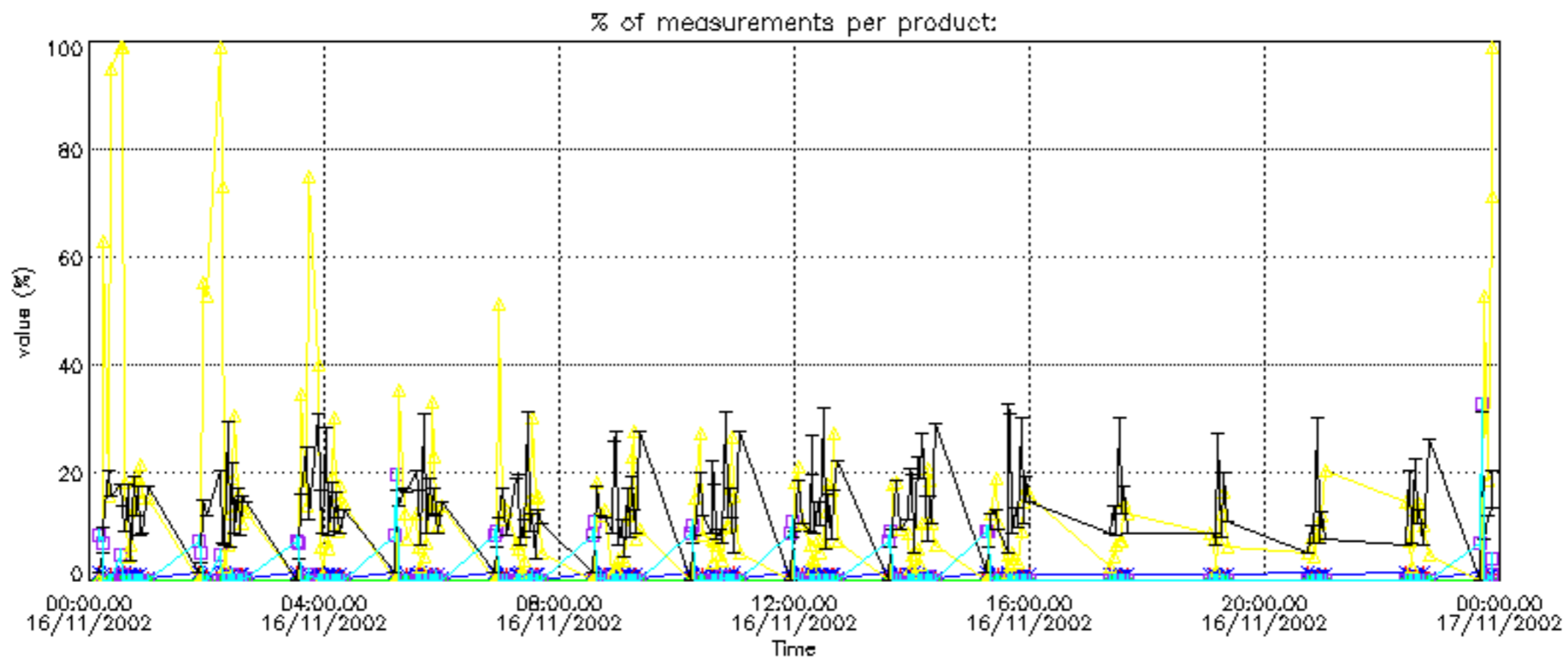


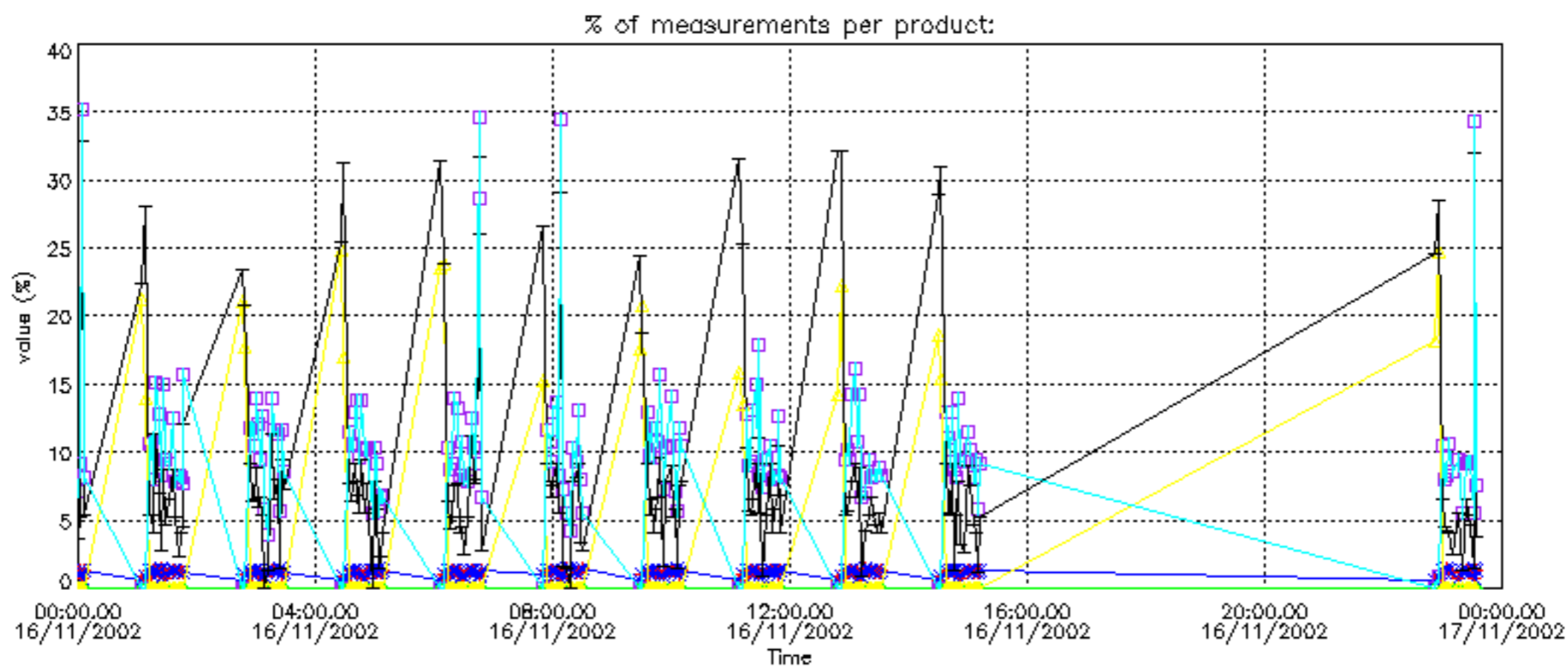
Percentage of flagged data per NO2 profile



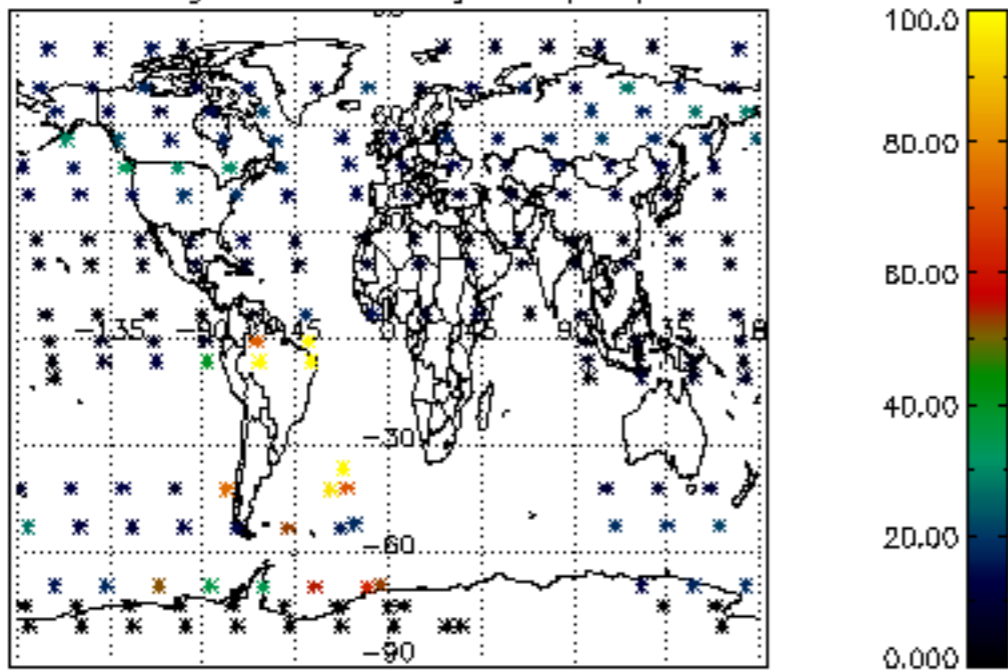
Percentage of flagged data per NO3 profile



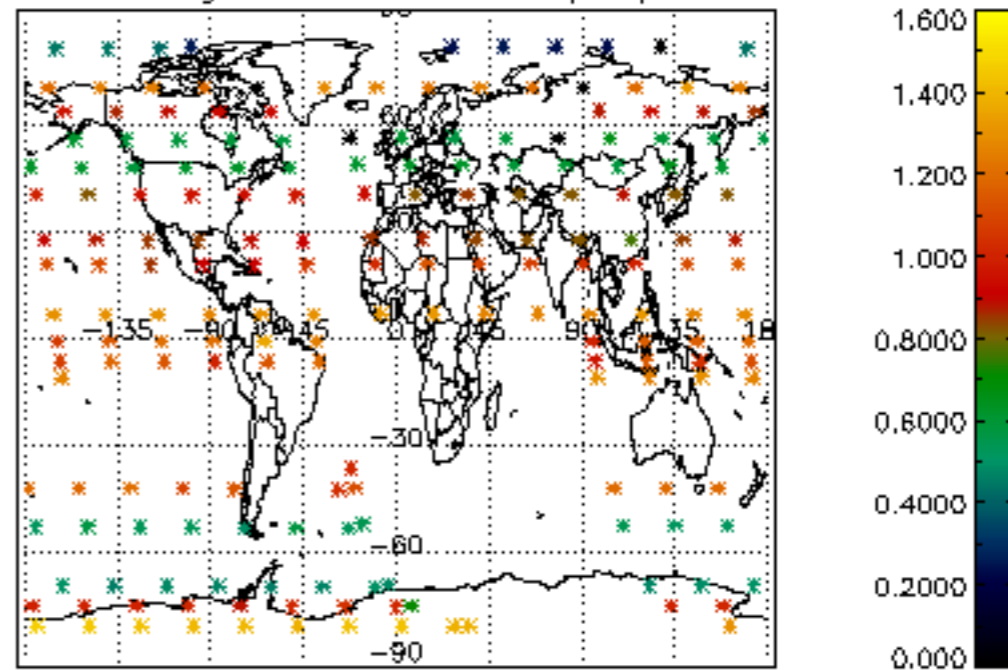




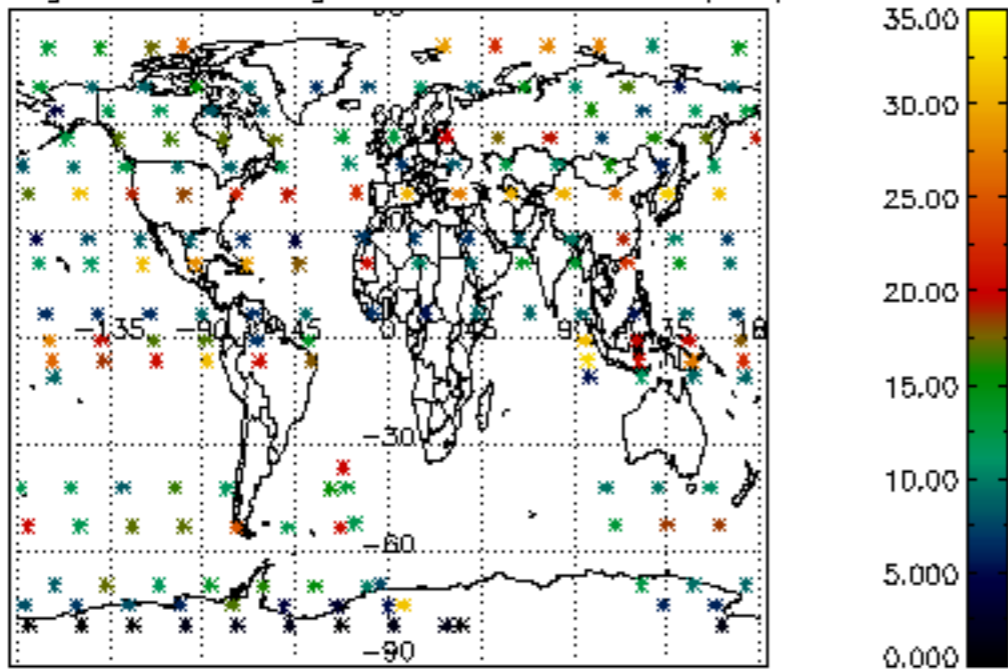
Percentage of cosmic ray hits per profile



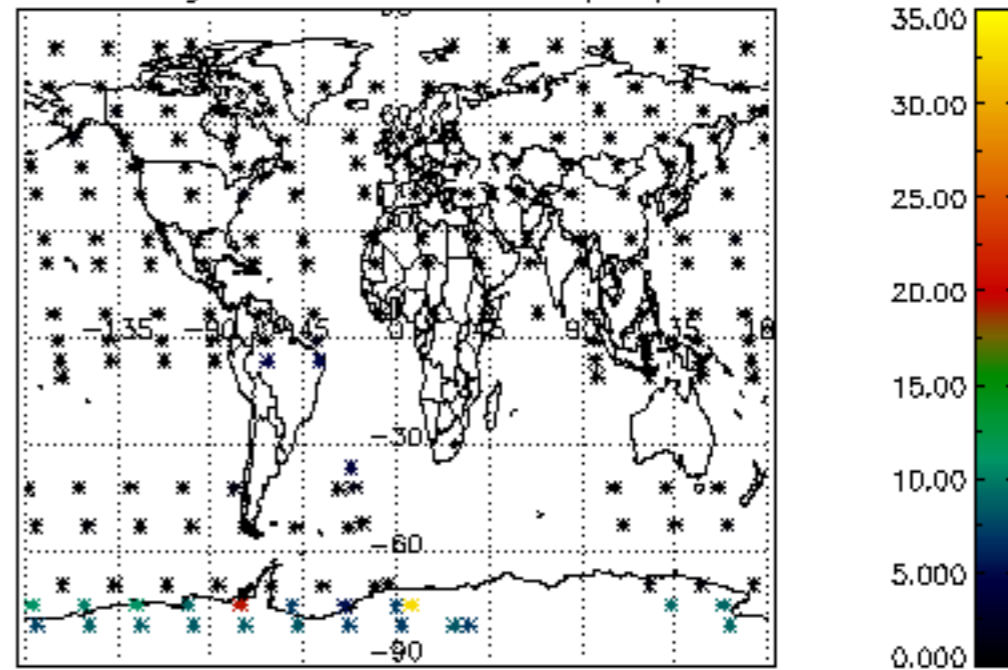
Percentage of datation errors per profile



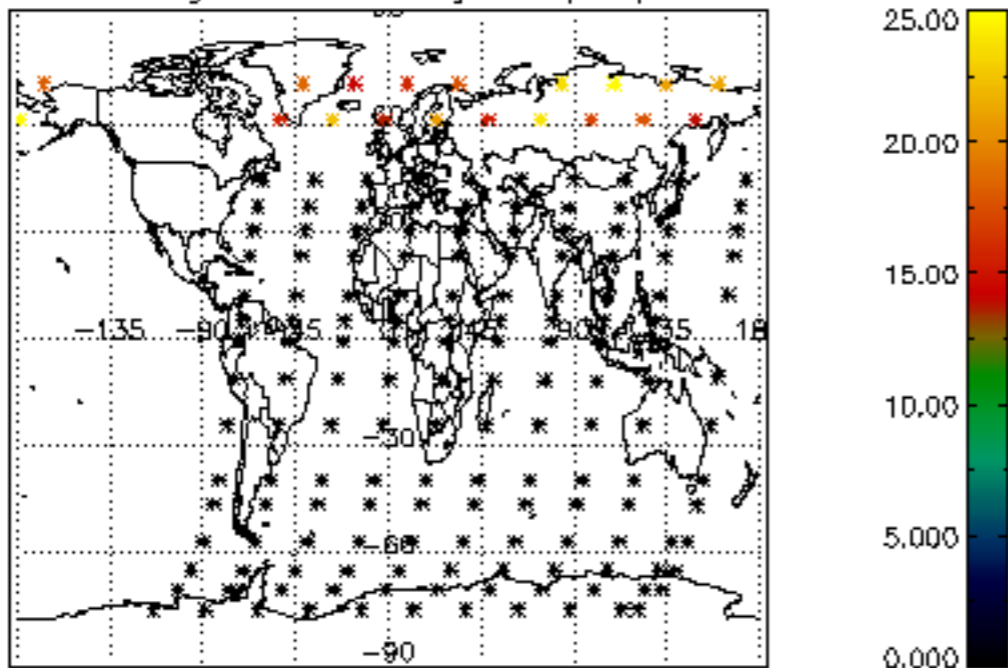
Percentage of star falling outside central band per profile



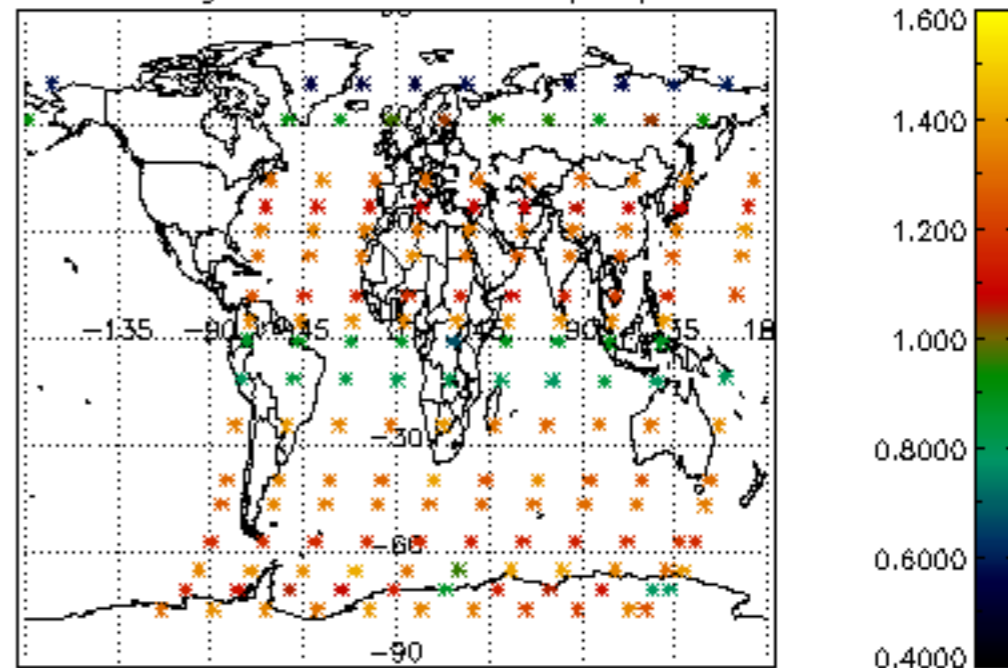
Percentage of saturation errors per profile



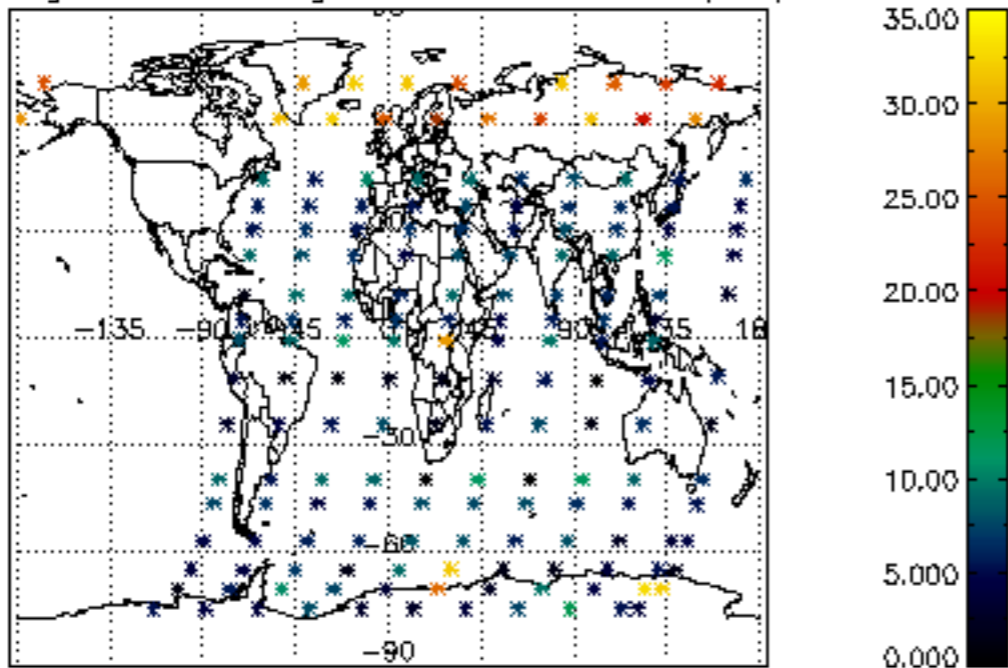
Percentage of cosmic ray hits per profile



Percentage of datation errors per profile



Percentage of star falling outside central band per profile



Percentage of saturation errors per profile

