

# GOMOS Level 2 Daily Report

## SUMMARY

### [1. General Info](#)

### [2. Summary of processed GOM\\_NL\\_2P products](#)

### [3. Level 2 Quality information per product](#)

#### [3.1 Plot of level 2 quality information per product \(time dependant\)](#)

#### [3.2 Plot of level 2 quality information per product \(world map\)](#)

### [4. Level 1 Quality information per product \(stored on level 2 products\)](#)

#### [4.1 Plot of level 1 quality information per product \(time dependant\)](#)

##### [4.1.1 Plot of level 1 quality information per product \(time dependant\): ASCENDING](#)

##### [4.1.2 Plot of level 1 quality information per product \(time dependant\): DESCENDING](#)

#### [4.2 Plot of level 1 quality information per product \(world map\)](#)

##### [4.2.1 Plot of level 1 quality information per product \(world map\): ASCENDING](#)

##### [4.2.2 Plot of level 1 quality information per product \(world map\): DESCENDING](#)

### [5. Ozone profiles based on quality statistics and other trace gas profiles](#)

#### [5.1 Ozone statistics based on quality of products](#)

#### [5.2 Plot ozone profiles for all STD \(dark without errors\)](#)

#### [5.3 Plot ozone profiles where STD < 20% \(dark without errors\)](#)

#### [5.4. Plot ozone profiles where STD < 10% \(dark without errors\)](#)

#### [5.5. Plot ozone profiles where STD < 5% \(dark without errors\)](#)

#### [5.6 Plot NO2 profiles for all STD \(dark without errors\)](#)

#### [5.7 Plot NO3 profiles for all STD \(dark without errors\)](#)

#### [5.8 Plot H2O profiles \(only for occultations of stars 1,2,3,4,13,14,16,26,63 dark without errors\) for all STD](#)

### [6. Auxiliary Data Files used for the production reported in section 2](#)

This report presents the daily analysis on parameters extracted from GOMOS level 2 data (GOM\_NL\_\_2P). It is intended to monitor some important parameters that will impact the quality of these products. A list of level 2 products (and content) that have arrived during the reporting day to the PCF is also given.

Item	Value
Time of report generation	17APR2013 20:15:17
Data source version	GOMOS/6.01
Start time of products	15-11-2002 (15NOV2002 00:00:00)
Stop time of products	16-11-2002 (16NOV2002 00:00:00)
Store outputs in DB	Yes
Nb of level 2 prods	387
Nb of prods with errors	10

## 2. Summary of processed GOM\_NL\_\_2P products.

Nr	Filename	UTC Start time	Limb	Duration	Star Id	Star Name	Star Mag	Star Temp	Nb Meas	Orbit	Prod. error
1	GOM_NL__2PRFIN20021115_000331_000000362011_00145_03706_1570.N1	15-NOV-2002 00:03:31	Bright	36.000	105	6Bet Ari	2.6450	8900.0	72	3706	No
2	GOM_NL__2PRFIN20021115_000552_000000472011_00145_03706_1571.N1	15-NOV-2002 00:05:52	Bright	46.500	146	25Eta Tau	2.8730	15200.	93	3706	No
3	GOM_NL__2PRFIN20021115_000732_000000382011_00145_03706_1572.N1	15-NOV-2002 00:07:32	Bright	37.500	173	4Bet Tri	3.0040	8900.0	75	3706	No
4	GOM_NL__2PRFIN20021115_000936_000000402011_00145_03706_1573.N1	15-NOV-2002 00:09:36	Bright	39.500	73	57Gam1And	2.2600	13100.	79	3706	No
5	GOM_NL__2PRFIN20021115_001104_000000442011_00145_03706_1574.N1	15-NOV-2002 00:11:04	Bright	43.500	149	45Eps Per	2.8880	30000.	87	3706	No
6	GOM_NL__2PRFIN20021115_001248_000000402011_00145_03706_1575.N1	15-NOV-2002 00:12:48	Bright	39.500	35	33Alp Per	1.7950	6250.0	79	3706	No
7	GOM_NL__2PRFIN20021115_001438_000000362011_00145_03706_1576.N1	15-NOV-2002 00:14:38	Bright	35.500	110	37Del Cas	2.6780	8900.0	71	3706	No
8	GOM_NL__2PRFIN20021115_001636_000000562011_00145_03706_1577.N1	15-NOV-2002 00:16:36	Bright	56.000	6	13Alp Aur	0.080000	3400.0	112	3706	No
9	GOM_NL__2PRFIN20021115_001943_000000652011_00145_03706_1578.N1	15-NOV-2002 00:19:43	Bright	65.000	42	34Bet Aur	1.9000	10200.	130	3706	No
10	GOM_NL__2PRFIN20021115_002250_000000362011_00145_03706_1579.N1	15-NOV-2002 00:22:50	Bright	36.000	49	1Alp UMi	1.9900	6300.0	72	3706	No
11	GOM_NL__2PRFIN20021115_002710_000000372011_00145_03706_1580.N1	15-NOV-2002 00:27:10	Bright	36.500	60	7Bet UMi	2.0810	3950.0	73	3706	No
12	GOM_NL__2PRFIN20021115_002900_000000382011_00145_03706_1581.N1	15-NOV-2002 00:29:00	Bright	37.500	119	14Eta Dra	2.7270	4700.0	75	3706	No
13	GOM_NL__2PRFIN20021115_003031_000000452011_00145_03706_1582.N1	15-NOV-2002 00:30:31	Bright	45.000	36	50Alp UMa	1.8000	6300.0	90	3706	No
14	GOM_NL__2PRFIN20021115_003210_000000402011_00145_03706_1583.N1	15-NOV-2002 00:32:10	Bright	39.500	82	48Bet UMa	2.3650	10600.	79	3706	No
15	GOM_NL__2PRFIN20021115_003426_000000382011_00145_03706_1584.N1	15-NOV-2002 00:34:26	Bright	38.000	39	85Eta UMa	1.8540	24000.	76	3706	No
16	GOM_NL__2PRFIN20021115_003611_000000442011_00145_03706_1585.N1	15-NOV-2002 00:36:11	Bright	44.000	174	52Psi UMa	3.0040	4400.0	88	3706	No
17	GOM_NL__2PRFIN20021115_003755_000000362011_00145_03706_1586.N1	15-NOV-2002 00:37:55	Bright	36.000	152	12Alp2CVn	2.8900	11000.	72	3706	No
18	GOM_NL__2PRFIN20021115_004232_000000352011_00145_03706_1587.N1	15-NOV-2002 00:42:32	Bright	35.000	3	16Alp Boo	-0.050000	4250.0	70	3706	No
19	GOM_NL__2PRFIN20021115_004442_000000682011_00145_03706_1588.N1	15-NOV-2002 00:44:42	Bright	68.000	96	68Del Leo	2.5600	9300.0	136	3706	No
20	GOM_NL__2PRFIN20021115_004620_000000922011_00145_03706_1589.N1	15-NOV-2002 00:46:20	Bright	92.000	166	17Eps Leo	2.9800	6000.0	184	3706	No
21	GOM_NL__2PRFIN20021115_004926_000000372011_00145_03706_1590.N1	15-NOV-2002 00:49:26	Bright	37.000	121	29Gam Vir	2.7400	7200.0	74	3706	No
22	GOM_NL__2PRFIN20021115_005104_000000952011_00145_03706_1591.N1	15-NOV-2002 00:51:04	Twilight	94.500	22	32Alp Leo	1.3600	15200.	189	3706	No
23	GOM_NL__2PRFIN20021115_005528_000002552011_00145_03706_1592.N1	15-NOV-2002 00:55:28	Dark	255.00	1015	Jupiter	0.0000	0.0000	510	3706	Yes
24	GOM_NL__2PRFIN20021115_010216_000000402011_00145_03706_1593.N1	15-NOV-2002 01:02:16	Dark	39.500	64	Gam Cen	2.2000	10600.	79	3706	No
25	GOM_NL__2PRFIN20021115_010433_000000432011_00145_03706_1594.N1	15-NOV-2002 01:04:33	Dark	42.500	26	Gam Cru	1.6240	2900.0	85	3706	No
26	GOM_NL__2PRFIN20021115_010611_000000412011_00145_03706_1595.N1	15-NOV-2002 01:06:11	Dark	41.000	12	Alp1Cru	0.77500	30000.	82	3706	No
27	GOM_NL__2PRFIN20021115_010812_000000392011_00146_03707_1559.N1	15-NOV-2002 01:08:12	Dark	38.500	124	The Car	2.7640	30000.	77	3707	No
28	GOM_NL__2PRFIN20021115_011203_000000472011_00146_03707_1560.N1	15-NOV-2002 01:12:03	Dark	47.000	41	Eps Car	1.8600	4100.0	94	3707	No
29	GOM_NL__2PRFIN20021115_011346_000000542011_00146_03707_1561.N1	15-NOV-2002 01:13:46	Dark	54.000	70	Zet Pup	2.2460	39000.	108	3707	No
30	GOM_NL__2PRFIN20021115_011732_000000612011_00146_03707_1562.N1	15-NOV-2002 01:17:32	Dark	61.000	2	Alp Car	-0.73600	7000.0	122	3707	No
31	GOM_NL__2PRFIN20021115_011929_000000812011_00146_03707_1563.N1	15-NOV-2002 01:19:29	Dark	81.000	88	31Eta CMa	2.4480	20000.	162	3707	No
32	GOM_NL__2PRFIN20021115_012148_000000822011_00146_03707_1564.N1	15-NOV-2002 01:21:48	Dark	81.500	23	21Eps CMa	1.5020	26000.	163	3707	No
33	GOM_NL__2PRFIN20021115_012415_000000552011_00146_03707_1565.N1	15-NOV-2002 01:24:15	Dark	54.500	108	Alp Col	2.6520	15200.	109	3707	No
34	GOM_NL__2PRFIN20021115_012622_000000402011_00146_03707_1566.N1	15-NOV-2002 01:26:22	Straylight	39.500	157	The1Eri	2.9060	9300.0	79	3707	No
35	GOM_NL__2PRFIN20021115_013034_000001192011_00146_03707_1567.N1	15-NOV-2002 01:30:34	Straylight	118.50	47	2Bet CMa	1.9760	28000.	237	3707	No
36	GOM_NL__2PRFIN20021115_013624_000000852011_00146_03707_1568.N1	15-NOV-2002 01:36:24	Twilight	84.500	7	19Bet Ori	0.10000	14000.	169	3707	No
37	GOM_NL__2PRFIN20021115_013920_000000492011_00146_03707_1569.N1	15-NOV-2002 01:39:20	Twilight	49.000	94	92Alp Cet	2.5260	3100.0	98	3707	No
38	GOM_NL__2PRFIN20021115_014408_000000372011_00146_03707_1570.N1	15-NOV-2002 01:44:08	Bright	36.500	105	6Bet Ari	2.6450	8900.0	73	3707	No
39	GOM_NL__2PRFIN20021115_014628_000000442011_00146_03707_1571.N1	15-NOV-2002 01:46:28	Bright	44.000	146	25Eta Tau	2.8730	15200.	88	3707	No
40	GOM_NL__2PRFIN20021115_014808_000000372011_00146_03707_1572.N1	15-NOV-2002 01:48:08	Bright	36.500	173	4Bet Tri	3.0040	8900.0	73	3707	No
41	GOM_NL__2PRFIN20021115_015012_000000382011_00146_03707_1573.N1	15-NOV-2002 01:50:12	Bright	38.000	73	57Gam1And	2.2600	13100.	76	3707	No
42	GOM_NL__2PRFIN20021115_015139_000000442011_00146_03707_1574.N1	15-NOV-2002 01:51:39	Bright	43.500	149	45Eps Per	2.8880	30000.	87	3707	No

43	GOM_NL__2PRFIN20021115_015324_000000402011_00146_03707_1575.N1	15-NOV-2002 01:53:24	Bright	40.000	35	33Alp Per	1.7950	6250.0	80	3707	No
44	GOM_NL__2PRFIN20021115_015515_000000352011_00146_03707_1576.N1	15-NOV-2002 01:55:15	Bright	34.500	110	37Del Cas	2.6780	8900.0	69	3707	No
45	GOM_NL__2PRFIN20021115_015711_000000802011_00146_03707_1577.N1	15-NOV-2002 01:57:11	Bright	80.000	6	13Alp Aur	0.080000	3400.0	160	3707	No
46	GOM_NL__2PRFIN20021115_020018_000000642011_00146_03707_1578.N1	15-NOV-2002 02:00:18	Bright	64.000	42	34Bet Aur	1.9000	10200.	128	3707	No
47	GOM_NL__2PRFIN20021115_020326_000000362011_00146_03707_1579.N1	15-NOV-2002 02:03:26	Bright	35.500	49	1Alp UMi	1.9900	6300.0	71	3707	No
48	GOM_NL__2PRFIN20021115_020746_000000382011_00146_03707_1580.N1	15-NOV-2002 02:07:46	Bright	37.500	60	7Bet UMi	2.0810	3950.0	75	3707	No
49	GOM_NL__2PRFIN20021115_020937_000000382011_00146_03707_1581.N1	15-NOV-2002 02:09:37	Bright	37.500	119	14Eta Dra	2.7270	4700.0	75	3707	No
50	GOM_NL__2PRFIN20021115_021107_000000432011_00146_03707_1582.N1	15-NOV-2002 02:11:07	Bright	42.500	36	50Alp UMa	1.8000	6300.0	85	3707	No
51	GOM_NL__2PRFIN20021115_021246_000000422011_00146_03707_1583.N1	15-NOV-2002 02:12:46	Bright	42.000	82	48Bet UMa	2.3650	10600.	84	3707	No
52	GOM_NL__2PRFIN20021115_021502_000000382011_00146_03707_1584.N1	15-NOV-2002 02:15:02	Bright	37.500	39	85Eta UMa	1.8540	24000.	75	3707	No
53	GOM_NL__2PRFIN20021115_021647_000000432011_00146_03707_1585.N1	15-NOV-2002 02:16:47	Bright	42.500	174	52Psi UMa	3.0040	4400.0	85	3707	No
54	GOM_NL__2PRFIN20021115_021831_000000382011_00146_03707_1586.N1	15-NOV-2002 02:18:31	Bright	37.500	152	12Alp2CVn	2.8900	11000.	75	3707	No
55	GOM_NL__2PRFIN20021115_022308_000000352011_00146_03707_1587.N1	15-NOV-2002 02:23:08	Bright	35.000	3	16Alp Boo	-0.050000	4250.0	70	3707	No
56	GOM_NL__2PRFIN20021115_022518_000000492011_00146_03707_1588.N1	15-NOV-2002 02:25:18	Bright	48.500	96	68Del Leo	2.5600	9300.0	97	3707	No
57	GOM_NL__2PRFIN20021115_022657_000000952011_00146_03707_1589.N1	15-NOV-2002 02:26:57	Bright	95.000	166	17Eps Leo	2.9800	6000.0	190	3707	No
58	GOM_NL__2PRFIN20021115_023002_000000382011_00146_03707_1590.N1	15-NOV-2002 02:30:02	Bright	37.500	121	29Gam Vir	2.7400	7200.0	75	3707	No
59	GOM_NL__2PRFIN20021115_023142_000000892011_00146_03707_1591.N1	15-NOV-2002 02:31:42	Tw_i_and_stray	88.500	22	32Alp Leo	1.3600	15200.	177	3707	No
60	GOM_NL__2PRFIN20021115_023609_000002552011_00146_03707_1592.N1	15-NOV-2002 02:36:09	Dark	255.00	1015	Jupiter	0.0000	0.0000	510	3707	Yes
61	GOM_NL__2PRFIN20021115_024252_000000382011_00146_03707_1593.N1	15-NOV-2002 02:42:52	Dark	37.500	64	Gam Cen	2.2000	10600.	75	3707	No
62	GOM_NL__2PRFIN20021115_024509_000000442011_00146_03707_1594.N1	15-NOV-2002 02:45:09	Dark	43.500	26	Gam Cru	1.6240	2900.0	87	3707	No
63	GOM_NL__2PRFIN20021115_024647_000000422011_00146_03707_1595.N1	15-NOV-2002 02:46:47	Dark	41.500	12	Alp1Cru	0.77500	30000.	83	3707	No
64	GOM_NL__2PRFIN20021115_024848_000000382011_00147_03708_1559.N1	15-NOV-2002 02:48:48	Dark	38.000	124	The Car	2.7640	30000.	76	3708	No
65	GOM_NL__2PRFIN20021115_025239_000000462011_00147_03708_1560.N1	15-NOV-2002 02:52:39	Dark	46.000	41	Eps Car	1.8600	4100.0	92	3708	No
66	GOM_NL__2PRFIN20021115_025423_000000582011_00147_03708_1561.N1	15-NOV-2002 02:54:23	Dark	57.500	70	Zet Pup	2.2460	39000.	115	3708	No
67	GOM_NL__2PRFIN20021115_025809_000000522011_00147_03708_1562.N1	15-NOV-2002 02:58:09	Dark	51.500	2	Alp Car	-0.73600	7000.0	103	3708	No
68	GOM_NL__2PRFIN20021115_030006_000000812011_00147_03708_1563.N1	15-NOV-2002 03:00:06	Dark	81.000	88	31Eta CMa	2.4480	20000.	162	3708	No
69	GOM_NL__2PRFIN20021115_030225_000000812011_00147_03708_1564.N1	15-NOV-2002 03:02:25	Dark	80.500	23	21Eps CMa	1.5020	26000.	161	3708	No
70	GOM_NL__2PRFIN20021115_030451_000000542011_00147_03708_1565.N1	15-NOV-2002 03:04:51	Dark	53.500	108	Alp Col	2.6520	15200.	107	3708	No
71	GOM_NL__2PRFIN20021115_030658_000000402011_00147_03708_1566.N1	15-NOV-2002 03:06:58	Straylight	39.500	157	The1Eri	2.9060	9300.0	79	3708	No
72	GOM_NL__2PRFIN20021115_031110_000001142011_00147_03708_1567.N1	15-NOV-2002 03:11:10	Straylight	114.00	47	2Bet CMa	1.9760	28000.	228	3708	No
73	GOM_NL__2PRFIN20021115_031659_000000952011_00147_03708_1568.N1	15-NOV-2002 03:16:59	Tw_i_and_stray	94.500	7	19Bet Ori	0.10000	14000.	189	3708	No
74	GOM_NL__2PRFIN20021115_031955_000000562011_00147_03708_1569.N1	15-NOV-2002 03:19:55	Tw_i_and_stray	56.000	94	92Alp Cet	2.5260	3100.0	112	3708	No
75	GOM_NL__2PRFIN20021115_032443_000000382011_00147_03708_1570.N1	15-NOV-2002 03:24:43	Bright	37.500	105	6Bet Ari	2.6450	8900.0	75	3708	No
76	GOM_NL__2PRFIN20021115_032703_000000462011_00147_03708_1571.N1	15-NOV-2002 03:27:03	Bright	46.000	146	25Eta Tau	2.8730	15200.	92	3708	No
77	GOM_NL__2PRFIN20021115_032844_000000372011_00147_03708_1572.N1	15-NOV-2002 03:28:44	Bright	37.000	173	4Bet Tri	3.0040	8900.0	74	3708	No
78	GOM_NL__2PRFIN20021115_033048_000000402011_00147_03708_1573.N1	15-NOV-2002 03:30:48	Bright	40.000	73	57Gam1And	2.2600	13100.	80	3708	No
79	GOM_NL__2PRFIN20021115_033214_000000442011_00147_03708_1574.N1	15-NOV-2002 03:32:14	Bright	43.500	149	45Eps Per	2.8880	30000.	87	3708	No
80	GOM_NL__2PRFIN20021115_033359_000000412011_00147_03708_1575.N1	15-NOV-2002 03:33:59	Bright	41.000	35	33Alp Per	1.7950	6250.0	82	3708	No
81	GOM_NL__2PRFIN20021115_033550_000000352011_00147_03708_1576.N1	15-NOV-2002 03:35:50	Bright	35.000	110	37Del Cas	2.6780	8900.0	70	3708	No
82	GOM_NL__2PRFIN20021115_033746_000000592011_00147_03708_1577.N1	15-NOV-2002 03:37:46	Bright	59.000	6	13Alp Aur	0.080000	3400.0	118	3708	No
83	GOM_NL__2PRFIN20021115_034052_000000642011_00147_03708_1578.N1	15-NOV-2002 03:40:52	Bright	63.500	42	34Bet Aur	1.9000	10200.	127	3708	No
84	GOM_NL__2PRFIN20021115_034402_000000352011_00147_03708_1579.N1	15-NOV-2002 03:44:02	Bright	34.500	49	1Alp UMi	1.9900	6300.0	69	3708	No
85	GOM_NL__2PRFIN20021115_034822_000000382011_00147_03708_1580.N1	15-NOV-2002 03:48:22	Bright	37.500	60	7Bet UMi	2.0810	3950.0	75	3708	No
86	GOM_NL__2PRFIN20021115_035013_000000392011_00147_03708_1581.N1	15-NOV-2002 03:50:13	Bright	38.500	119	14Eta Dra	2.7270	4700.0	77	3708	No
87	GOM_NL__2PRFIN20021115_035143_000000462011_00147_03708_1582.N1	15-NOV-2002 03:51:43	Bright	45.500	36	50Alp UMa	1.8000	6300.0	91	3708	No
88	GOM_NL__2PRFIN20021115_035321_000000432011_00147_03708_1583.N1	15-NOV-2002 03:53:21	Bright	43.000	82	48Bet UMa	2.3650	10600.	86	3708	No
89	GOM_NL__2PRFIN20021115_035538_000000382011_00147_03708_1584.N1	15-NOV-2002 03:55:38	Bright	38.000	39	85Eta UMa	1.8540	24000.	76	3708	No
90	GOM_NL__2PRFIN20021115_035723_000000452011_00147_03708_1585.N1	15-NOV-2002 03:57:23	Bright	45.000	174	52Psi UMa	3.0040	4400.0	90	3708	No
91	GOM_NL__2PRFIN20021115_035907_000000382011_00147_03708_1586.N1	15-NOV-2002 03:59:07	Bright	37.500	152	12Alp2CVn	2.8900	11000.	75	3708	No
92	GOM_NL__2PRFIN20021115_040345_000000352011_00147_03708_1587.N1	15-NOV-2002 04:03:45	Bright	35.000	3	16Alp Boo	-0.050000	4250.0	70	3708	No
93	GOM_NL__2PRFIN20021115_040555_000000472011_00147_03708_1588.N1	15-NOV-2002 04:05:55	Bright	46.500	96	68Del Leo	2.5600	9300.0	93	3708	No
94	GOM_NL__2PRFIN20021115_040734_000000972011_00147_03708_1589.N1	15-NOV-2002 04:07:34	Bright	97.000	166	17Eps Leo	2.9800	6000.0	194	3708	No
95	GOM_NL__2PRFIN20021115_041039_000000382011_00147_03708_1590.N1	15-NOV-2002 04:10:39	Bright	38.000	121	29Gam Vir	2.7400	7200.0	76	3708	No
96	GOM_NL__2PRFIN20021115_041220_000000822011_00147_03708_1591.N1	15-NOV-2002 04:12:20	Tw_i_and_stray	82.000	22	32Alp Leo	1.3600	15200.	164	3708	No
97	GOM_NL__2PRFIN20021115_041650_000002552011_00147_03708_1592.N1	15-NOV-2002 04:16:50	Dark	255.00	1015	Jupiter	0.0000	0.0000	510	3708	Yes
98	GOM_NL__2PRFIN20021115_042328_000000402011_00147_03708_1593.N1	15-NOV-2002 04:23:28	Dark	39.500	64	Gam Cen	2.2000	10600.	79	3708	No
99	GOM_NL__2PRFIN20021115_042546_000000522011_00147_03708_1594.N1	15-NOV-2002 04:25:46	Dark	51.500	26	Gam Cru	1.6240	2900.0	103	3708	No
100	GOM_NL__2PRFIN20021115_042723_000000402011_00147_03708_1595.N1	15-NOV-2002 04:27:23	Dark	40.000	12	Alp1Cru	0.77500	30000.	80	3708	No
101	GOM_NL__2PRFIN20021115_042924_000000412011_00148_03709_1560.N1	15-NOV-2002 04:29:24	Dark	40.500	124	The Car	2.7640	30000.	81	3709	No

102	GOM_NL__2PRFIN20021115_043316_000000442011_00148_03709_1561.N1	15-NOV-2002 04:33:16	Dark	44.000	41	Eps Car	1.8600	4100.0	88	3709	No
103	GOM_NL__2PRFIN20021115_043500_000000552011_00148_03709_1562.N1	15-NOV-2002 04:35:00	Dark	54.500	70	Zet Pup	2.2460	39000.	109	3709	No
104	GOM_NL__2PRFIN20021115_043845_000000552011_00148_03709_1563.N1	15-NOV-2002 04:38:45	Dark	54.500	2	Alp Car	-0.73600	7000.0	109	3709	No
105	GOM_NL__2PRFIN20021115_044043_000000822011_00148_03709_1564.N1	15-NOV-2002 04:40:43	Dark	82.000	88	31Eta CMa	2.4480	20000.	164	3709	No
106	GOM_NL__2PRFIN20021115_044302_000000862011_00148_03709_1565.N1	15-NOV-2002 04:43:02	Dark	85.500	23	21Eps CMa	1.5020	26000.	171	3709	No
107	GOM_NL__2PRFIN20021115_044528_000000582011_00148_03709_1566.N1	15-NOV-2002 04:45:28	Dark	58.000	108	Alp Col	2.6520	15200.	116	3709	No
108	GOM_NL__2PRFIN20021115_044734_000000412011_00148_03709_1567.N1	15-NOV-2002 04:47:34	Straylight	40.500	157	The1Eri	2.9060	9300.0	81	3709	No
109	GOM_NL__2PRFIN20021115_045146_000001232011_00148_03709_1568.N1	15-NOV-2002 04:51:46	Straylight	122.50	47	2Bet CMa	1.9760	28000.	245	3709	No
110	GOM_NL__2PRFIN20021115_045735_000000862011_00148_03709_1569.N1	15-NOV-2002 04:57:35	Tw_i_and_stray	86.000	7	19Bet Ori	0.10000	14000.	172	3709	No
111	GOM_NL__2PRFIN20021115_050031_000000482011_00148_03709_1570.N1	15-NOV-2002 05:00:31	Tw_i_and_stray	48.000	94	92Alp Cet	2.5260	3100.0	96	3709	No
112	GOM_NL__2PRFIN20021115_050519_000000392011_00148_03709_1571.N1	15-NOV-2002 05:05:19	Bright	38.500	105	6Bet Ari	2.6450	8900.0	77	3709	No
113	GOM_NL__2PRFIN20021115_050738_000000462011_00148_03709_1572.N1	15-NOV-2002 05:07:38	Bright	46.000	146	25Eta Tau	2.8730	15200.	92	3709	No
114	GOM_NL__2PRFIN20021115_050920_000000382011_00148_03709_1573.N1	15-NOV-2002 05:09:20	Bright	37.500	173	4Bet Tri	3.0040	8900.0	75	3709	No
115	GOM_NL__2PRFIN20021115_051124_000000382011_00148_03709_1574.N1	15-NOV-2002 05:11:24	Bright	37.500	73	57Gam1And	2.2600	13100.	75	3709	No
116	GOM_NL__2PRFIN20021115_051250_000000442011_00148_03709_1575.N1	15-NOV-2002 05:12:50	Bright	43.500	149	45Eps Per	2.8880	30000.	87	3709	No
117	GOM_NL__2PRFIN20021115_051435_000000412011_00148_03709_1576.N1	15-NOV-2002 05:14:35	Bright	40.500	35	33Alp Per	1.7950	6250.0	81	3709	No
118	GOM_NL__2PRFIN20021115_051626_000000372011_00148_03709_1577.N1	15-NOV-2002 05:16:26	Bright	36.500	110	37Del Cas	2.6780	8900.0	73	3709	No
119	GOM_NL__2PRFIN20021115_051821_000000562011_00148_03709_1578.N1	15-NOV-2002 05:18:21	Bright	55.500	6	13Alp Aur	0.080000	3400.0	111	3709	No
120	GOM_NL__2PRFIN20021115_052127_000000652011_00148_03709_1579.N1	15-NOV-2002 05:21:27	Bright	64.500	42	34Bet Aur	1.9000	10200.	129	3709	No
121	GOM_NL__2PRFIN20021115_052438_000000352011_00148_03709_1580.N1	15-NOV-2002 05:24:38	Bright	34.500	49	1Alp UMi	1.9900	6300.0	69	3709	No
122	GOM_NL__2PRFIN20021115_052859_000000392011_00148_03709_1581.N1	15-NOV-2002 05:28:59	Bright	38.500	60	7Bet UMi	2.0810	3950.0	77	3709	No
123	GOM_NL__2PRFIN20021115_053049_000000372011_00148_03709_1582.N1	15-NOV-2002 05:30:49	Bright	37.000	119	14Eta Dra	2.7270	4700.0	74	3709	No
124	GOM_NL__2PRFIN20021115_053219_000000432011_00148_03709_1583.N1	15-NOV-2002 05:32:19	Bright	42.500	36	50Alp UMa	1.8000	6300.0	85	3709	No
125	GOM_NL__2PRFIN20021115_053357_000000432011_00148_03709_1584.N1	15-NOV-2002 05:33:57	Bright	43.000	82	48Bet UMa	2.3650	10600.	86	3709	No
126	GOM_NL__2PRFIN20021115_053615_000000352011_00148_03709_1585.N1	15-NOV-2002 05:36:15	Bright	34.500	39	85Eta UMa	1.8540	24000.	69	3709	No
127	GOM_NL__2PRFIN20021115_053759_000000452011_00148_03709_1586.N1	15-NOV-2002 05:37:59	Bright	45.000	174	52Psi UMa	3.0040	4400.0	90	3709	No
128	GOM_NL__2PRFIN20021115_053944_000000372011_00148_03709_1587.N1	15-NOV-2002 05:39:44	Bright	36.500	152	12Alp2CVn	2.8900	11000.	73	3709	No
129	GOM_NL__2PRFIN20021115_054421_000000342011_00148_03709_1588.N1	15-NOV-2002 05:44:21	Bright	34.000	3	16Alp Boo	-0.050000	4250.0	68	3709	No
130	GOM_NL__2PRFIN20021115_054631_000000482011_00148_03709_1589.N1	15-NOV-2002 05:46:31	Bright	47.500	96	68Del Leo	2.5600	9300.0	95	3709	No
131	GOM_NL__2PRFIN20021115_054811_000000952011_00148_03709_1590.N1	15-NOV-2002 05:48:11	Bright	94.500	166	17Eps Leo	2.9800	6000.0	189	3709	No
132	GOM_NL__2PRFIN20021115_055116_000000382011_00148_03709_1591.N1	15-NOV-2002 05:51:16	Bright	37.500	121	29Gam Vir	2.7400	7200.0	75	3709	No
133	GOM_NL__2PRFIN20021115_055257_000000862011_00148_03709_1592.N1	15-NOV-2002 05:52:57	Tw_i_and_stray	85.500	22	32Alp Leo	1.3600	15200.	171	3709	No
134	GOM_NL__2PRFIN20021115_055731_000002552011_00148_03709_1593.N1	15-NOV-2002 05:57:31	Dark	255.00	1015	Jupiter	0.0000	0.0000	510	3709	Yes
135	GOM_NL__2PRFIN20021115_060405_000000392011_00148_03709_1594.N1	15-NOV-2002 06:04:05	Dark	38.500	64	Gam Cen	2.2000	10600.	77	3709	No
136	GOM_NL__2PRFIN20021115_060622_000000442011_00148_03709_1595.N1	15-NOV-2002 06:06:22	Dark	44.000	26	Gam Cru	1.6240	2900.0	88	3709	No
137	GOM_NL__2PRFIN20021115_060759_000000422011_00148_03709_1596.N1	15-NOV-2002 06:07:59	Dark	41.500	12	Alp1Cru	0.77500	30000.	83	3709	No
138	GOM_NL__2PRFIN20021115_061001_000000372011_00149_03710_1560.N1	15-NOV-2002 06:10:01	Dark	37.000	124	The Car	2.7640	30000.	74	3710	No
139	GOM_NL__2PRFIN20021115_061352_000000552011_00149_03710_1561.N1	15-NOV-2002 06:13:52	Dark	54.500	41	Eps Car	1.8600	4100.0	109	3710	No
140	GOM_NL__2PRFIN20021115_061537_000000572011_00149_03710_1562.N1	15-NOV-2002 06:15:37	Dark	57.000	70	Zet Pup	2.2460	39000.	114	3710	No
141	GOM_NL__2PRFIN20021115_061922_000000612011_00149_03710_1563.N1	15-NOV-2002 06:19:22	Dark	61.000	2	Alp Car	-0.73600	7000.0	122	3710	No
142	GOM_NL__2PRFIN20021115_062121_000000822011_00149_03710_1564.N1	15-NOV-2002 06:21:21	Dark	81.500	88	31Eta CMa	2.4480	20000.	163	3710	No
143	GOM_NL__2PRFIN20021115_062339_000000802011_00149_03710_1565.N1	15-NOV-2002 06:23:39	Dark	80.000	23	21Eps CMa	1.5020	26000.	160	3710	No
144	GOM_NL__2PRFIN20021115_062605_000000572011_00149_03710_1566.N1	15-NOV-2002 06:26:05	Dark	56.500	108	Alp Col	2.6520	15200.	113	3710	No
145	GOM_NL__2PRFIN20021115_062810_000000412011_00149_03710_1567.N1	15-NOV-2002 06:28:10	Straylight	40.500	157	The1Eri	2.9060	9300.0	81	3710	No
146	GOM_NL__2PRFIN20021115_063312_000000762011_00149_03710_1568.N1	15-NOV-2002 06:33:12	Straylight	75.500	101	11Alp Lep	2.5820	7000.0	151	3710	No
147	GOM_NL__2PRFIN20021115_063530_000000552011_00149_03710_1569.N1	15-NOV-2002 06:35:30	Straylight	55.000	165	34Gam Eri	2.9500	3200.0	110	3710	No
148	GOM_NL__2PRFIN20021115_063810_000000872011_00149_03710_1570.N1	15-NOV-2002 06:38:10	Tw_i_and_stray	87.000	7	19Bet Ori	0.10000	14000.	174	3710	No
149	GOM_NL__2PRFIN20021115_064107_000000512011_00149_03710_1571.N1	15-NOV-2002 06:41:07	Tw_i_and_stray	51.000	94	92Alp Cet	2.5260	3100.0	102	3710	No
150	GOM_NL__2PRFIN20021115_064555_000000392011_00149_03710_1572.N1	15-NOV-2002 06:45:55	Bright	39.000	105	6Bet Ari	2.6450	8900.0	78	3710	No
151	GOM_NL__2PRFIN20021115_064813_000000462011_00149_03710_1573.N1	15-NOV-2002 06:48:13	Bright	46.000	146	25Eta Tau	2.8730	15200.	92	3710	No
152	GOM_NL__2PRFIN20021115_064956_000000372011_00149_03710_1574.N1	15-NOV-2002 06:49:56	Bright	37.000	173	4Bet Tri	3.0040	8900.0	74	3710	No
153	GOM_NL__2PRFIN20021115_065200_000000392011_00149_03710_1575.N1	15-NOV-2002 06:52:00	Bright	39.000	73	57Gam1And	2.2600	13100.	78	3710	No
154	GOM_NL__2PRFIN20021115_065325_000000462011_00149_03710_1576.N1	15-NOV-2002 06:53:25	Bright	46.000	149	45Eps Per	2.8880	30000.	92	3710	No
155	GOM_NL__2PRFIN20021115_065511_000000432011_00149_03710_1577.N1	15-NOV-2002 06:55:11	Bright	42.500	35	33Alp Per	1.7950	6250.0	85	3710	No
156	GOM_NL__2PRFIN20021115_065702_000000362011_00149_03710_1578.N1	15-NOV-2002 06:57:02	Bright	36.000	110	37Del Cas	2.6780	8900.0	72	3710	No
157	GOM_NL__2PRFIN20021115_065856_000000552011_00149_03710_1579.N1	15-NOV-2002 06:58:56	Bright	55.000	6	13Alp Aur	0.080000	3400.0	110	3710	No
158	GOM_NL__2PRFIN20021115_070201_000000602011_00149_03710_1580.N1	15-NOV-2002 07:02:01	Bright	60.000	42	34Bet Aur	1.9000	10200.	120	3710	No
159	GOM_NL__2PRFIN20021115_070514_000000372011_00149_03710_1581.N1	15-NOV-2002 07:05:14	Bright	37.000	49	1Alp UMi	1.9900	6300.0	74	3710	No
160	GOM_NL__2PRFIN20021115_070935_000000372011_00149_03710_1582.N1	15-NOV-2002 07:09:35	Bright	37.000	60	7Bet UMi	2.0810	3950.0	74	3710	No



161	GOM_NL__2PRFIN20021115_071126_000000382011_00149_03710_1583.N1	15-NOV-2002 07:11:26	Bright	38.000	119	14Eta Dra	2.7270	4700.0	76	3710	No
162	GOM_NL__2PRFIN20021115_071433_000000422011_00149_03710_1584.N1	15-NOV-2002 07:14:33	Bright	41.500	82	48Bet UMa	2.3650	10600.	83	3710	No
163	GOM_NL__2PRFIN20021115_071651_000000372011_00149_03710_1585.N1	15-NOV-2002 07:16:51	Bright	37.000	39	85Eta UMa	1.8540	24000.	74	3710	No
164	GOM_NL__2PRFIN20021115_071835_000000442011_00149_03710_1586.N1	15-NOV-2002 07:18:35	Bright	43.500	174	52Psi UMa	3.0040	4400.0	87	3710	No
165	GOM_NL__2PRFIN20021115_072020_000000362011_00149_03710_1587.N1	15-NOV-2002 07:20:20	Bright	35.500	152	12Alp2CVn	2.8900	11000.	71	3710	No
166	GOM_NL__2PRFIN20021115_072457_000000352011_00149_03710_1588.N1	15-NOV-2002 07:24:57	Bright	34.500	3	16Alp Boo	-0.050000	4250.0	69	3710	No
167	GOM_NL__2PRFIN20021115_072708_000000492011_00149_03710_1589.N1	15-NOV-2002 07:27:08	Bright	49.000	96	68Del Leo	2.5600	9300.0	98	3710	No
168	GOM_NL__2PRFIN20021115_072848_000000922011_00149_03710_1590.N1	15-NOV-2002 07:28:48	Bright	92.000	166	17Eps Leo	2.9800	6000.0	184	3710	No
169	GOM_NL__2PRFIN20021115_073152_000000382011_00149_03710_1591.N1	15-NOV-2002 07:31:52	Bright	38.000	121	29Gam Vir	2.7400	7200.0	76	3710	No
170	GOM_NL__2PRFIN20021115_073334_000000912011_00149_03710_1592.N1	15-NOV-2002 07:33:34	Tw_i_and_stray	90.500	22	32Alp Leo	1.3600	15200.	181	3710	No
171	GOM_NL__2PRFIN20021115_073616_000000402011_00149_03710_1593.N1	15-NOV-2002 07:36:16	Tw_i_and_stray	40.000	163	7Del Crv	2.9450	11000.	80	3710	No
172	GOM_NL__2PRFIN20021115_073812_000002552011_00149_03710_1594.N1	15-NOV-2002 07:38:12	Dark	255.00	1015	Jupiter	0.0000	0.0000	510	3710	Yes
173	GOM_NL__2PRFIN20021115_074441_000000402011_00149_03710_1595.N1	15-NOV-2002 07:44:41	Dark	39.500	64	Gam Cen	2.2000	10600.	79	3710	No
174	GOM_NL__2PRFIN20021115_074658_000000432011_00149_03710_1596.N1	15-NOV-2002 07:46:58	Dark	42.500	26	Gam Cru	1.6240	2900.0	85	3710	No
175	GOM_NL__2PRFIN20021115_074835_000000412011_00149_03710_1597.N1	15-NOV-2002 07:48:35	Dark	41.000	12	Alp1Cru	0.77500	30000.	82	3710	No
176	GOM_NL__2PRFIN20021115_111150_000000382011_00152_03713_1561.N1	15-NOV-2002 11:11:50	Dark	37.500	124	The Car	2.7640	30000.	75	3713	No
177	GOM_NL__2PRFIN20021115_111542_000000422011_00152_03713_1562.N1	15-NOV-2002 11:15:42	Dark	42.000	41	Eps Car	1.8600	4100.0	84	3713	No
178	GOM_NL__2PRFIN20021115_111729_000000582011_00152_03713_1563.N1	15-NOV-2002 11:17:29	Dark	57.500	70	Zet Pup	2.2460	39000.	115	3713	No
179	GOM_NL__2PRFIN20021115_112112_000000612011_00152_03713_1564.N1	15-NOV-2002 11:21:12	Dark	61.000	2	Alp Car	-0.73600	7000.0	122	3713	No
180	GOM_NL__2PRFIN20021115_112313_000000812011_00152_03713_1565.N1	15-NOV-2002 11:23:13	Dark	81.000	88	31Eta CMa	2.4480	20000.	162	3713	No
181	GOM_NL__2PRFIN20021115_112531_000000842011_00152_03713_1566.N1	15-NOV-2002 11:25:31	Dark	84.000	23	21Eps CMa	1.5020	26000.	168	3713	No
182	GOM_NL__2PRFIN20021115_112755_000000532011_00152_03713_1567.N1	15-NOV-2002 11:27:55	Dark	52.500	108	Alp Col	2.6520	15200.	105	3713	No
183	GOM_NL__2PRFIN20021115_112959_000000392011_00152_03713_1568.N1	15-NOV-2002 11:29:59	Straylight	39.000	157	The1Eri	2.9060	9300.0	78	3713	No
184	GOM_NL__2PRFIN20021115_113500_000000742011_00152_03713_1569.N1	15-NOV-2002 11:35:00	Straylight	73.500	101	11Alp Lep	2.5820	7000.0	147	3713	No
185	GOM_NL__2PRFIN20021115_113719_000000522011_00152_03713_1570.N1	15-NOV-2002 11:37:19	Straylight	52.000	165	34Gam Eri	2.9500	3200.0	104	3713	No
186	GOM_NL__2PRFIN20021115_113957_000000972011_00152_03713_1571.N1	15-NOV-2002 11:39:57	Tw_i_and_stray	97.000	7	19Bet Ori	0.10000	14000.	194	3713	No
187	GOM_NL__2PRFIN20021115_114255_000000552011_00152_03713_1572.N1	15-NOV-2002 11:42:55	Tw_i_and_stray	55.000	94	92Alp Cet	2.5260	3100.0	110	3713	No
188	GOM_NL__2PRFIN20021115_114743_000000382011_00152_03713_1573.N1	15-NOV-2002 11:47:43	Bright	37.500	105	6Bet Ari	2.6450	8900.0	75	3713	No
189	GOM_NL__2PRFIN20021115_115000_000000462011_00152_03713_1574.N1	15-NOV-2002 11:50:00	Bright	45.500	146	25Eta Tau	2.8730	15200.	91	3713	No
190	GOM_NL__2PRFIN20021115_115144_000000372011_00152_03713_1575.N1	15-NOV-2002 11:51:44	Bright	36.500	173	4Bet Tri	3.0040	8900.0	73	3713	No
191	GOM_NL__2PRFIN20021115_115348_000000392011_00152_03713_1576.N1	15-NOV-2002 11:53:48	Bright	39.000	73	57Gam1And	2.2600	13100.	78	3713	No
192	GOM_NL__2PRFIN20021115_115511_000000442011_00152_03713_1577.N1	15-NOV-2002 11:55:11	Bright	44.000	149	45Eps Per	2.8880	30000.	88	3713	No
193	GOM_NL__2PRFIN20021115_115657_000000422011_00152_03713_1578.N1	15-NOV-2002 11:56:57	Bright	42.000	35	33Alp Per	1.7950	6250.0	84	3713	No
194	GOM_NL__2PRFIN20021115_115850_000000382011_00152_03713_1579.N1	15-NOV-2002 11:58:50	Bright	37.500	110	37Del Cas	2.6780	8900.0	75	3713	No
195	GOM_NL__2PRFIN20021115_120040_000000552011_00152_03713_1580.N1	15-NOV-2002 12:00:40	Bright	55.000	6	13Alp Aur	0.080000	3400.0	110	3713	No
196	GOM_NL__2PRFIN20021115_120345_000000632011_00152_03713_1581.N1	15-NOV-2002 12:03:45	Bright	62.500	42	34Bet Aur	1.9000	10200.	125	3713	No
197	GOM_NL__2PRFIN20021115_120702_000000372011_00152_03713_1582.N1	15-NOV-2002 12:07:02	Bright	36.500	49	1Alp UMi	1.9900	6300.0	73	3713	No
198	GOM_NL__2PRFIN20021115_121123_000000382011_00152_03713_1583.N1	15-NOV-2002 12:11:23	Bright	38.000	60	7Bet UMi	2.0810	3950.0	76	3713	No
199	GOM_NL__2PRFIN20021115_121315_000000382011_00152_03713_1584.N1	15-NOV-2002 12:13:15	Bright	38.000	119	14Eta Dra	2.7270	4700.0	76	3713	No
200	GOM_NL__2PRFIN20021115_121620_000000392011_00152_03713_1585.N1	15-NOV-2002 12:16:20	Bright	39.000	82	48Bet UMa	2.3650	10600.	78	3713	No
201	GOM_NL__2PRFIN20021115_121839_000000382011_00152_03713_1586.N1	15-NOV-2002 12:18:39	Bright	38.000	39	85Eta UMa	1.8540	24000.	76	3713	No
202	GOM_NL__2PRFIN20021115_122022_000000422011_00152_03713_1587.N1	15-NOV-2002 12:20:22	Bright	42.000	174	52Psi UMa	3.0040	4400.0	84	3713	No
203	GOM_NL__2PRFIN20021115_122208_000000372011_00152_03713_1588.N1	15-NOV-2002 12:22:08	Bright	36.500	152	12Alp2CVn	2.8900	11000.	73	3713	No
204	GOM_NL__2PRFIN20021115_122645_000000342011_00152_03713_1589.N1	15-NOV-2002 12:26:45	Bright	34.000	3	16Alp Boo	-0.050000	4250.0	68	3713	No
205	GOM_NL__2PRFIN20021115_122857_000000482011_00152_03713_1590.N1	15-NOV-2002 12:28:57	Bright	48.000	96	68Del Leo	2.5600	9300.0	96	3713	No
206	GOM_NL__2PRFIN20021115_123038_000000962011_00152_03713_1591.N1	15-NOV-2002 12:30:38	Tw_i_and_stray	96.000	166	17Eps Leo	2.9800	6000.0	192	3713	No
207	GOM_NL__2PRFIN20021115_123341_000000452011_00152_03713_1592.N1	15-NOV-2002 12:33:41	Bright	45.000	121	29Gam Vir	2.7400	7200.0	90	3713	No
208	GOM_NL__2PRFIN20021115_123526_000000852011_00152_03713_1593.N1	15-NOV-2002 12:35:26	Tw_i_and_stray	85.000	22	32Alp Leo	1.3600	15200.	170	3713	No
209	GOM_NL__2PRFIN20021115_123805_000000392011_00152_03713_1594.N1	15-NOV-2002 12:38:05	Tw_i_and_stray	39.000	163	7Del Crv	2.9450	11000.	78	3713	No
210	GOM_NL__2PRFIN20021115_124016_000002552011_00152_03713_1595.N1	15-NOV-2002 12:40:16	Dark	255.00	1015	Jupiter	0.0000	0.0000	510	3713	Yes
211	GOM_NL__2PRFIN20021115_124629_000000412011_00152_03713_1596.N1	15-NOV-2002 12:46:29	Dark	41.000	64	Gam Cen	2.2000	10600.	82	3713	No
212	GOM_NL__2PRFIN20021115_124846_000000522011_00152_03713_1597.N1	15-NOV-2002 12:48:46	Dark	52.000	26	Gam Cru	1.6240	2900.0	104	3713	No
213	GOM_NL__2PRFIN20021115_125024_000000442011_00152_03713_1598.N1	15-NOV-2002 12:50:24	Dark	43.500	12	Alp1Cru	0.77500	30000.	87	3713	No
214	GOM_NL__2PRFIN20021115_125226_000000382011_00153_03714_1563.N1	15-NOV-2002 12:52:26	Dark	38.000	124	The Car	2.7640	30000.	76	3714	No
215	GOM_NL__2PRFIN20021115_125619_000000422011_00153_03714_1564.N1	15-NOV-2002 12:56:19	Dark	42.000	41	Eps Car	1.8600	4100.0	84	3714	No
216	GOM_NL__2PRFIN20021115_125806_000000592011_00153_03714_1565.N1	15-NOV-2002 12:58:06	Dark	58.500	70	Zet Pup	2.2460	39000.	117	3714	No
217	GOM_NL__2PRFIN20021115_130149_000000612011_00153_03714_1566.N1	15-NOV-2002 13:01:49	Dark	61.000	2	Alp Car	-0.73600	7000.0	122	3714	No
218	GOM_NL__2PRFIN20021115_130351_000000822011_00153_03714_1567.N1	15-NOV-2002 13:03:51	Dark	81.500	88	31Eta CMa	2.4480	20000.	163	3714	No
219	GOM_NL__2PRFIN20021115_130608_000000872011_00153_03714_1568.N1	15-NOV-2002 13:06:08	Dark	87.000	23	21Eps CMa	1.5020	26000.	174	3714	No

220	GOM_NL__2PRFIN20021115_130831_000000572011_00153_03714_1569.N1	15-NOV-2002 13:08:31	Dark	56.500	108	Alp Col	2.6520	15200.	113	3714	No
221	GOM_NL__2PRFIN20021115_131035_000000392011_00153_03714_1570.N1	15-NOV-2002 13:10:35	Straylight	39.000	157	The1Eri	2.9060	9300.0	78	3714	No
222	GOM_NL__2PRFIN20021115_131536_000000742011_00153_03714_1571.N1	15-NOV-2002 13:15:36	Straylight	74.000	101	11Alp Lep	2.5820	7000.0	148	3714	No
223	GOM_NL__2PRFIN20021115_131755_000000522011_00153_03714_1572.N1	15-NOV-2002 13:17:55	Straylight	51.500	165	34Gam Eri	2.9500	3200.0	103	3714	No
224	GOM_NL__2PRFIN20021115_132033_000000922011_00153_03714_1573.N1	15-NOV-2002 13:20:33	Tw_i_and_stray	91.500	7	19Bet Ori	0.10000	14000.	183	3714	No
225	GOM_NL__2PRFIN20021115_132331_000000512011_00153_03714_1574.N1	15-NOV-2002 13:23:31	Tw_i_and_stray	51.000	94	92Alp Cet	2.5260	3100.0	102	3714	No
226	GOM_NL__2PRFIN20021115_132819_000000382011_00153_03714_1575.N1	15-NOV-2002 13:28:19	Bright	38.000	105	6Bet Ari	2.6450	8900.0	76	3714	No
227	GOM_NL__2PRFIN20021115_133036_000000452011_00153_03714_1576.N1	15-NOV-2002 13:30:36	Bright	45.000	146	25Eta Tau	2.8730	15200.	90	3714	No
228	GOM_NL__2PRFIN20021115_133219_000000372011_00153_03714_1577.N1	15-NOV-2002 13:32:19	Bright	36.500	173	4Bet Tri	3.0040	8900.0	73	3714	No
229	GOM_NL__2PRFIN20021115_133424_000000372011_00153_03714_1578.N1	15-NOV-2002 13:34:24	Bright	36.500	73	57Gam1And	2.2600	13100.	73	3714	No
230	GOM_NL__2PRFIN20021115_133547_000000442011_00153_03714_1579.N1	15-NOV-2002 13:35:47	Bright	44.000	149	45Eps Per	2.8880	30000.	88	3714	No
231	GOM_NL__2PRFIN20021115_133733_000000422011_00153_03714_1580.N1	15-NOV-2002 13:37:33	Bright	42.000	35	33Alp Per	1.7950	6250.0	84	3714	No
232	GOM_NL__2PRFIN20021115_133926_000000372011_00153_03714_1581.N1	15-NOV-2002 13:39:26	Bright	36.500	110	37Del Cas	2.6780	8900.0	73	3714	No
233	GOM_NL__2PRFIN20021115_134115_000000572011_00153_03714_1582.N1	15-NOV-2002 13:41:15	Bright	57.000	6	13Alp Aur	0.080000	3400.0	114	3714	No
234	GOM_NL__2PRFIN20021115_134419_000000602011_00153_03714_1583.N1	15-NOV-2002 13:44:19	Bright	59.500	42	34Bet Aur	1.9000	10200.	119	3714	No
235	GOM_NL__2PRFIN20021115_134738_000000342011_00153_03714_1584.N1	15-NOV-2002 13:47:38	Bright	34.000	49	1Alp UMi	1.9900	6300.0	68	3714	No
236	GOM_NL__2PRFIN20021115_135159_000000352011_00153_03714_1585.N1	15-NOV-2002 13:51:59	Bright	34.500	60	7Bet UMi	2.0810	3950.0	69	3714	No
237	GOM_NL__2PRFIN20021115_135351_000000342011_00153_03714_1586.N1	15-NOV-2002 13:53:51	Bright	33.500	119	14Eta Dra	2.7270	4700.0	67	3714	No
238	GOM_NL__2PRFIN20021115_135656_000000442011_00153_03714_1587.N1	15-NOV-2002 13:56:56	Bright	44.000	82	48Bet UMa	2.3650	10600.	88	3714	No
239	GOM_NL__2PRFIN20021115_135915_000000372011_00153_03714_1588.N1	15-NOV-2002 13:59:15	Bright	37.000	39	85Eta UMa	1.8540	24000.	74	3714	No
240	GOM_NL__2PRFIN20021115_140058_000000462011_00153_03714_1589.N1	15-NOV-2002 14:00:58	Bright	45.500	174	52Psi UMa	3.0040	4400.0	91	3714	No
241	GOM_NL__2PRFIN20021115_140244_000000382011_00153_03714_1590.N1	15-NOV-2002 14:02:44	Bright	37.500	152	12Alp2CVn	2.8900	11000.	75	3714	No
242	GOM_NL__2PRFIN20021115_140721_000000342011_00153_03714_1591.N1	15-NOV-2002 14:07:21	Bright	34.000	3	16Alp Boo	-0.050000	4250.0	68	3714	No
243	GOM_NL__2PRFIN20021115_140933_000000492011_00153_03714_1592.N1	15-NOV-2002 14:09:33	Bright	49.000	96	68Del Leo	2.5600	9300.0	98	3714	No
244	GOM_NL__2PRFIN20021115_141115_000000992011_00153_03714_1593.N1	15-NOV-2002 14:11:15	Tw_i_and_stray	98.500	166	17Eps Leo	2.9800	6000.0	197	3714	No
245	GOM_NL__2PRFIN20021115_141417_000000532011_00153_03714_1594.N1	15-NOV-2002 14:14:17	Bright	53.000	121	29Gam Vir	2.7400	7200.0	106	3714	No
246	GOM_NL__2PRFIN20021115_141603_000000962011_00153_03714_1595.N1	15-NOV-2002 14:16:03	Tw_i_and_stray	95.500	22	32Alp Leo	1.3600	15200.	191	3714	No
247	GOM_NL__2PRFIN20021115_141841_000000402011_00153_03714_1596.N1	15-NOV-2002 14:18:41	Tw_i_and_stray	40.000	163	7Del Crv	2.9450	11000.	80	3714	No
248	GOM_NL__2PRFIN20021115_142058_000002552011_00153_03714_1597.N1	15-NOV-2002 14:20:58	Dark	255.00	1015	Jupiter	0.0000	0.0000	510	3714	Yes
249	GOM_NL__2PRFIN20021115_142706_000000392011_00153_03714_1598.N1	15-NOV-2002 14:27:06	Dark	39.000	64	Gam Cen	2.2000	10600.	78	3714	No
250	GOM_NL__2PRFIN20021115_142922_000000432011_00153_03714_1599.N1	15-NOV-2002 14:29:22	Dark	43.000	26	Gam Cru	1.6240	2900.0	86	3714	No
251	GOM_NL__2PRFIN20021115_143100_000000452011_00153_03714_1600.N1	15-NOV-2002 14:31:00	Dark	45.000	12	Alp1Cru	0.77500	30000.	90	3714	No
252	GOM_NL__2PRFIN20021115_143303_000000372011_00154_03715_1600.N1	15-NOV-2002 14:33:03	Dark	36.500	124	The Car	2.7640	30000.	73	3715	No
253	GOM_NL__2PRFIN20021115_143656_000000442011_00154_03715_1601.N1	15-NOV-2002 14:36:56	Dark	44.000	41	Eps Car	1.8600	4100.0	88	3715	No
254	GOM_NL__2PRFIN20021115_143844_000000562011_00154_03715_1602.N1	15-NOV-2002 14:38:44	Dark	56.000	70	Zet Pup	2.2460	39000.	112	3715	No
255	GOM_NL__2PRFIN20021115_144226_000000612011_00154_03715_1603.N1	15-NOV-2002 14:42:26	Dark	61.000	2	Alp Car	-0.73600	7000.0	122	3715	No
256	GOM_NL__2PRFIN20021115_144429_000000772011_00154_03715_1604.N1	15-NOV-2002 14:44:29	Dark	77.000	88	31Eta CMa	2.4480	20000.	154	3715	No
257	GOM_NL__2PRFIN20021115_144645_000000812011_00154_03715_1605.N1	15-NOV-2002 14:46:45	Dark	80.500	23	21Eps CMa	1.5020	26000.	161	3715	No
258	GOM_NL__2PRFIN20021115_144908_000000522011_00154_03715_1606.N1	15-NOV-2002 14:49:08	Dark	51.500	108	Alp Col	2.6520	15200.	103	3715	No
259	GOM_NL__2PRFIN20021115_145111_000000382011_00154_03715_1607.N1	15-NOV-2002 14:51:11	Straylight	37.500	157	The1Eri	2.9060	9300.0	75	3715	No
260	GOM_NL__2PRFIN20021115_145613_000000712011_00154_03715_1608.N1	15-NOV-2002 14:56:13	Straylight	71.000	101	11Alp Lep	2.5820	7000.0	142	3715	No
261	GOM_NL__2PRFIN20021115_145832_000000502011_00154_03715_1609.N1	15-NOV-2002 14:58:32	Straylight	49.500	165	34Gam Eri	2.9500	3200.0	99	3715	No
262	GOM_NL__2PRFIN20021115_150108_000000822011_00154_03715_1610.N1	15-NOV-2002 15:01:08	Tw_i_and_stray	82.000	7	19Bet Ori	0.10000	14000.	164	3715	No
263	GOM_NL__2PRFIN20021115_150407_000000552011_00154_03715_1611.N1	15-NOV-2002 15:04:07	Tw_i_and_stray	55.000	94	92Alp Cet	2.5260	3100.0	110	3715	No
264	GOM_NL__2PRFIN20021115_150856_000000372011_00154_03715_1612.N1	15-NOV-2002 15:08:56	Bright	37.000	105	6Bet Ari	2.6450	8900.0	74	3715	No
265	GOM_NL__2PRFIN20021115_151111_000000462011_00154_03715_1613.N1	15-NOV-2002 15:11:11	Bright	46.000	146	25Eta Tau	2.8730	15200.	92	3715	No
266	GOM_NL__2PRFIN20021115_151254_000000392011_00154_03715_1614.N1	15-NOV-2002 15:12:54	Bright	38.500	173	4Bet Tri	3.0040	8900.0	77	3715	No
267	GOM_NL__2PRFIN20021115_151458_000000412011_00154_03715_1615.N1	15-NOV-2002 15:14:58	Bright	41.000	73	57Gam1And	2.2600	13100.	82	3715	No
268	GOM_NL__2PRFIN20021115_151807_000000412011_00154_03715_1616.N1	15-NOV-2002 15:18:07	Bright	40.500	35	33Alp Per	1.7950	6250.0	81	3715	No
269	GOM_NL__2PRFIN20021115_152001_000000372011_00154_03715_1617.N1	15-NOV-2002 15:20:01	Bright	37.000	110	37Del Cas	2.6780	8900.0	74	3715	No
270	GOM_NL__2PRFIN20021115_152150_000000622011_00154_03715_1618.N1	15-NOV-2002 15:21:50	Bright	61.500	6	13Alp Aur	0.080000	3400.0	123	3715	No
271	GOM_NL__2PRFIN20021115_152453_000000652011_00154_03715_1619.N1	15-NOV-2002 15:24:53	Bright	64.500	42	34Bet Aur	1.9000	10200.	129	3715	No
272	GOM_NL__2PRFIN20021115_152812_000000392011_00154_03715_1620.N1	15-NOV-2002 15:28:12	Bright	38.500	49	1Alp UMi	1.9900	6300.0	77	3715	No
273	GOM_NL__2PRFIN20021115_153231_000000412011_00154_03715_1621.N1	15-NOV-2002 15:32:31	Bright	40.500	60	7Bet UMi	2.0810	3950.0	81	3715	No
274	GOM_NL__2PRFIN20021115_153426_000000392011_00154_03715_1622.N1	15-NOV-2002 15:34:26	Bright	39.000	119	14Eta Dra	2.7270	4700.0	78	3715	No
275	GOM_NL__2PRFIN20021115_153731_000000442011_00154_03715_1623.N1	15-NOV-2002 15:37:31	Bright	43.500	82	48Bet UMa	2.3650	10600.	87	3715	No
276	GOM_NL__2PRFIN20021115_153949_000000382011_00154_03715_1624.N1	15-NOV-2002 15:39:49	Bright	37.500	39	85Eta UMa	1.8540	24000.	75	3715	No
277	GOM_NL__2PRFIN20021115_154133_000000452011_00154_03715_1625.N1	15-NOV-2002 15:41:33	Bright	44.500	174	52Psi UMa	3.0040	4400.0	89	3715	No
278	GOM_NL__2PRFIN20021115_154319_000000372011_00154_03715_1626.N1	15-NOV-2002 15:43:19	Bright	36.500	152	12Alp2CVn	2.8900	11000.	73	3715	No

279	GOM_NL__2PRFIN20021115_154756_000000362011_00154_03715_1627.N1	15-NOV-2002 15:47:56	Bright	36.000	3	16Alp Boo	-0.050000	4250.0	72	3715	No
280	GOM_NL__2PRFIN20021115_155008_000000522011_00154_03715_1628.N1	15-NOV-2002 15:50:08	Bright	52.000	96	68Del Leo	2.5600	9300.0	104	3715	No
281	GOM_NL__2PRFIN20021115_155151_000000982011_00154_03715_1629.N1	15-NOV-2002 15:51:51	Twilight	98.000	166	17Eps Leo	2.9800	6000.0	196	3715	No
282	GOM_NL__2PRFIN20021115_155640_000000902011_00154_03715_1630.N1	15-NOV-2002 15:56:40	Twilight	89.500	22	32Alp Leo	1.3600	15200.	179	3715	No
283	GOM_NL__2PRFIN20021115_155954_000000442011_00154_03715_1631.N1	15-NOV-2002 15:59:54	Twilight	43.500	100	4Gam Crv	2.5800	13100.	87	3715	No
284	GOM_NL__2PRFIN20021115_160139_000002552011_00154_03715_1632.N1	15-NOV-2002 16:01:39	Dark	255.00	1015	Jupiter	0.0000	0.0000	510	3715	Yes
285	GOM_NL__2PRFIN20021115_160741_000000392011_00154_03715_1633.N1	15-NOV-2002 16:07:41	Dark	39.000	64	Gam Cen	2.2000	10600.	78	3715	No
286	GOM_NL__2PRFIN20021115_160958_000000522011_00154_03715_1634.N1	15-NOV-2002 16:09:58	Dark	52.000	26	Gam Cru	1.6240	2900.0	104	3715	No
287	GOM_NL__2PRFIN20021115_161135_000000502011_00154_03715_1635.N1	15-NOV-2002 16:11:35	Dark	49.500	12	Alp1Cru	0.77500	30000.	99	3715	No
288	GOM_NL__2PRFIN20021115_161338_000000392011_00155_03716_1583.N1	15-NOV-2002 16:13:38	Dark	38.500	124	The Car	2.7640	30000.	77	3716	No
289	GOM_NL__2PRFIN20021115_161731_000000442011_00155_03716_1584.N1	15-NOV-2002 16:17:31	Dark	43.500	41	Eps Car	1.8600	4100.0	87	3716	No
290	GOM_NL__2PRFIN20021115_161917_000000602011_00155_03716_1585.N1	15-NOV-2002 16:19:17	Dark	60.000	70	Zet Pup	2.2460	39000.	120	3716	No
291	GOM_NL__2PRFIN20021115_162300_000000612011_00155_03716_1586.N1	15-NOV-2002 16:23:00	Dark	61.000	2	Alp Car	-0.73600	7000.0	122	3716	No
292	GOM_NL__2PRFIN20021115_162505_000000852011_00155_03716_1587.N1	15-NOV-2002 16:25:05	Dark	84.500	88	31Eta CMa	2.4480	20000.	169	3716	No
293	GOM_NL__2PRFIN20021115_162721_000000792011_00155_03716_1588.N1	15-NOV-2002 16:27:21	Dark	78.500	23	21Eps CMa	1.5020	26000.	157	3716	No
294	GOM_NL__2PRFIN20021115_193450_000000402011_00157_03718_1583.N1	15-NOV-2002 19:34:50	Dark	40.000	124	The Car	2.7640	30000.	80	3718	No
295	GOM_NL__2PRFIN20021115_193843_000000432011_00157_03718_1584.N1	15-NOV-2002 19:38:43	Dark	43.000	41	Eps Car	1.8600	4100.0	86	3718	No
296	GOM_NL__2PRFIN20021115_194032_000000592011_00157_03718_1585.N1	15-NOV-2002 19:40:32	Dark	59.000	70	Zet Pup	2.2460	39000.	118	3718	No
297	GOM_NL__2PRFIN20021115_194412_000000612011_00157_03718_1586.N1	15-NOV-2002 19:44:12	Dark	61.000	2	Alp Car	-0.73600	7000.0	122	3718	No
298	GOM_NL__2PRFIN20021115_194619_000000862011_00157_03718_1587.N1	15-NOV-2002 19:46:19	Dark	85.500	88	31Eta CMa	2.4480	20000.	171	3718	No
299	GOM_NL__2PRFIN20021115_194836_000000872011_00157_03718_1588.N1	15-NOV-2002 19:48:36	Dark	86.500	23	21Eps CMa	1.5020	26000.	173	3718	No
300	GOM_NL__2PRFIN20021115_195056_000000602011_00157_03718_1589.N1	15-NOV-2002 19:50:56	Dark	59.500	108	Alp Col	2.6520	15200.	119	3718	No
301	GOM_NL__2PRFIN20021115_195258_000000412011_00157_03718_1590.N1	15-NOV-2002 19:52:58	Straylight	41.000	157	The1Eri	2.9060	9300.0	82	3718	No
302	GOM_NL__2PRFIN20021115_195800_000000752011_00157_03718_1591.N1	15-NOV-2002 19:58:00	Straylight	74.500	101	11Alp Lep	2.5820	7000.0	149	3718	No
303	GOM_NL__2PRFIN20021115_200018_000000532011_00157_03718_1592.N1	15-NOV-2002 20:00:18	Straylight	53.000	165	34Gam Eri	2.9500	3200.0	106	3718	No
304	GOM_NL__2PRFIN20021115_200254_000000862011_00157_03718_1593.N1	15-NOV-2002 20:02:54	Twilight	86.000	7	19Bet Ori	0.10000	14000.	172	3718	No
305	GOM_NL__2PRFIN20021115_200553_000000502011_00157_03718_1594.N1	15-NOV-2002 20:05:53	Twilight	50.000	94	92Alp Cet	2.5260	3100.0	100	3718	No
306	GOM_NL__2PRFIN20021115_201043_000000382011_00157_03718_1595.N1	15-NOV-2002 20:10:43	Bright	37.500	105	6Bet Ari	2.6450	8900.0	75	3718	No
307	GOM_NL__2PRFIN20021115_201256_000000452011_00157_03718_1596.N1	15-NOV-2002 20:12:56	Bright	44.500	146	25Eta Tau	2.8730	15200.	89	3718	No
308	GOM_NL__2PRFIN20021115_201442_000000392011_00157_03718_1597.N1	15-NOV-2002 20:14:42	Bright	38.500	173	4Bet Tri	3.0040	8900.0	77	3718	No
309	GOM_NL__2PRFIN20021115_201646_000000412011_00157_03718_1598.N1	15-NOV-2002 20:16:46	Bright	40.500	73	57Gam1And	2.2600	13100.	81	3718	No
310	GOM_NL__2PRFIN20021115_201954_000000422011_00157_03718_1599.N1	15-NOV-2002 20:19:54	Bright	42.000	35	33Alp Per	1.7950	6250.0	84	3718	No
311	GOM_NL__2PRFIN20021115_202150_000000362011_00157_03718_1600.N1	15-NOV-2002 20:21:50	Bright	36.000	110	37Del Cas	2.6780	8900.0	72	3718	No
312	GOM_NL__2PRFIN20021115_202331_000000592011_00157_03718_1601.N1	15-NOV-2002 20:23:31	Bright	58.500	6	13Alp Aur	0.080000	3400.0	117	3718	No
313	GOM_NL__2PRFIN20021115_202636_000000632011_00157_03718_1602.N1	15-NOV-2002 20:26:36	Bright	63.000	42	34Bet Aur	1.9000	10200.	126	3718	No
314	GOM_NL__2PRFIN20021115_203000_000000382011_00157_03718_1603.N1	15-NOV-2002 20:30:00	Bright	37.500	49	1Alp UMi	1.9900	6300.0	75	3718	No
315	GOM_NL__2PRFIN20021115_203421_000000372011_00157_03718_1604.N1	15-NOV-2002 20:34:21	Bright	37.000	60	7Bet UMi	2.0810	3950.0	74	3718	No
316	GOM_NL__2PRFIN20021115_203615_000000382011_00157_03718_1605.N1	15-NOV-2002 20:36:15	Bright	38.000	119	14Eta Dra	2.7270	4700.0	76	3718	No
317	GOM_NL__2PRFIN20021115_203916_000000452011_00157_03718_1606.N1	15-NOV-2002 20:39:16	Bright	45.000	82	48Bet UMa	2.3650	10600.	90	3718	No
318	GOM_NL__2PRFIN20021115_204138_000000382011_00157_03718_1607.N1	15-NOV-2002 20:41:38	Bright	38.000	39	85Eta UMa	1.8540	24000.	76	3718	No
319	GOM_NL__2PRFIN20021115_204320_000000452011_00157_03718_1608.N1	15-NOV-2002 20:43:20	Bright	45.000	174	52Psi UMa	3.0040	4400.0	90	3718	No
320	GOM_NL__2PRFIN20021115_204507_000000372011_00157_03718_1609.N1	15-NOV-2002 20:45:07	Bright	36.500	152	12Alp2CVn	2.8900	11000.	73	3718	No
321	GOM_NL__2PRFIN20021115_204945_000000362011_00157_03718_1610.N1	15-NOV-2002 20:49:45	Bright	36.000	3	16Alp Boo	-0.050000	4250.0	72	3718	No
322	GOM_NL__2PRFIN20021115_205156_000000522011_00157_03718_1611.N1	15-NOV-2002 20:51:56	Bright	51.500	96	68Del Leo	2.5600	9300.0	103	3718	No
323	GOM_NL__2PRFIN20021115_205342_000000942011_00157_03718_1612.N1	15-NOV-2002 20:53:42	Twilight	93.500	166	17Eps Leo	2.9800	6000.0	187	3718	No
324	GOM_NL__2PRFIN20021115_205832_000000942011_00157_03718_1613.N1	15-NOV-2002 20:58:32	Twilight	93.500	22	32Alp Leo	1.3600	15200.	187	3718	No
325	GOM_NL__2PRFIN20021115_210143_000000462011_00157_03718_1614.N1	15-NOV-2002 21:01:43	Twilight	45.500	100	4Gam Crv	2.5800	13100.	91	3718	No
326	GOM_NL__2PRFIN20021115_210347_000002552011_00157_03718_1615.N1	15-NOV-2002 21:03:47	Dark	255.00	1015	Jupiter	0.0000	0.0000	510	3718	Yes
327	GOM_NL__2PRFIN20021115_210930_000000402011_00157_03718_1616.N1	15-NOV-2002 21:09:30	Dark	40.000	64	Gam Cen	2.2000	10600.	80	3718	No
328	GOM_NL__2PRFIN20021115_211147_000000522011_00157_03718_1617.N1	15-NOV-2002 21:11:47	Dark	52.000	26	Gam Cru	1.6240	2900.0	104	3718	No
329	GOM_NL__2PRFIN20021115_211324_000000472011_00157_03718_1618.N1	15-NOV-2002 21:13:24	Dark	47.000	12	Alp1Cru	0.77500	30000.	94	3718	No
330	GOM_NL__2PRFIN20021115_211527_000000412011_00158_03719_1592.N1	15-NOV-2002 21:15:27	Dark	40.500	124	The Car	2.7640	30000.	81	3719	No
331	GOM_NL__2PRFIN20021115_211920_000000462011_00158_03719_1593.N1	15-NOV-2002 21:19:20	Dark	46.000	41	Eps Car	1.8600	4100.0	92	3719	No
332	GOM_NL__2PRFIN20021115_212111_000000582011_00158_03719_1594.N1	15-NOV-2002 21:21:11	Dark	57.500	70	Zet Pup	2.2460	39000.	115	3719	No
333	GOM_NL__2PRFIN20021115_212451_000000602011_00158_03719_1595.N1	15-NOV-2002 21:24:51	Dark	59.500	2	Alp Car	-0.73600	7000.0	119	3719	No
334	GOM_NL__2PRFIN20021115_212657_000000802011_00158_03719_1596.N1	15-NOV-2002 21:26:57	Dark	79.500	88	31Eta CMa	2.4480	20000.	159	3719	No
335	GOM_NL__2PRFIN20021115_212913_000000832011_00158_03719_1597.N1	15-NOV-2002 21:29:13	Dark	82.500	23	21Eps CMa	1.5020	26000.	165	3719	No
336	GOM_NL__2PRFIN20021115_213133_000000552011_00158_03719_1598.N1	15-NOV-2002 21:31:33	Dark	55.000	108	Alp Col	2.6520	15200.	110	3719	No
337	GOM_NL__2PRFIN20021115_213334_000000422011_00158_03719_1599.N1	15-NOV-2002 21:33:34	Straylight	41.500	157	The1Eri	2.9060	9300.0	83	3719	No



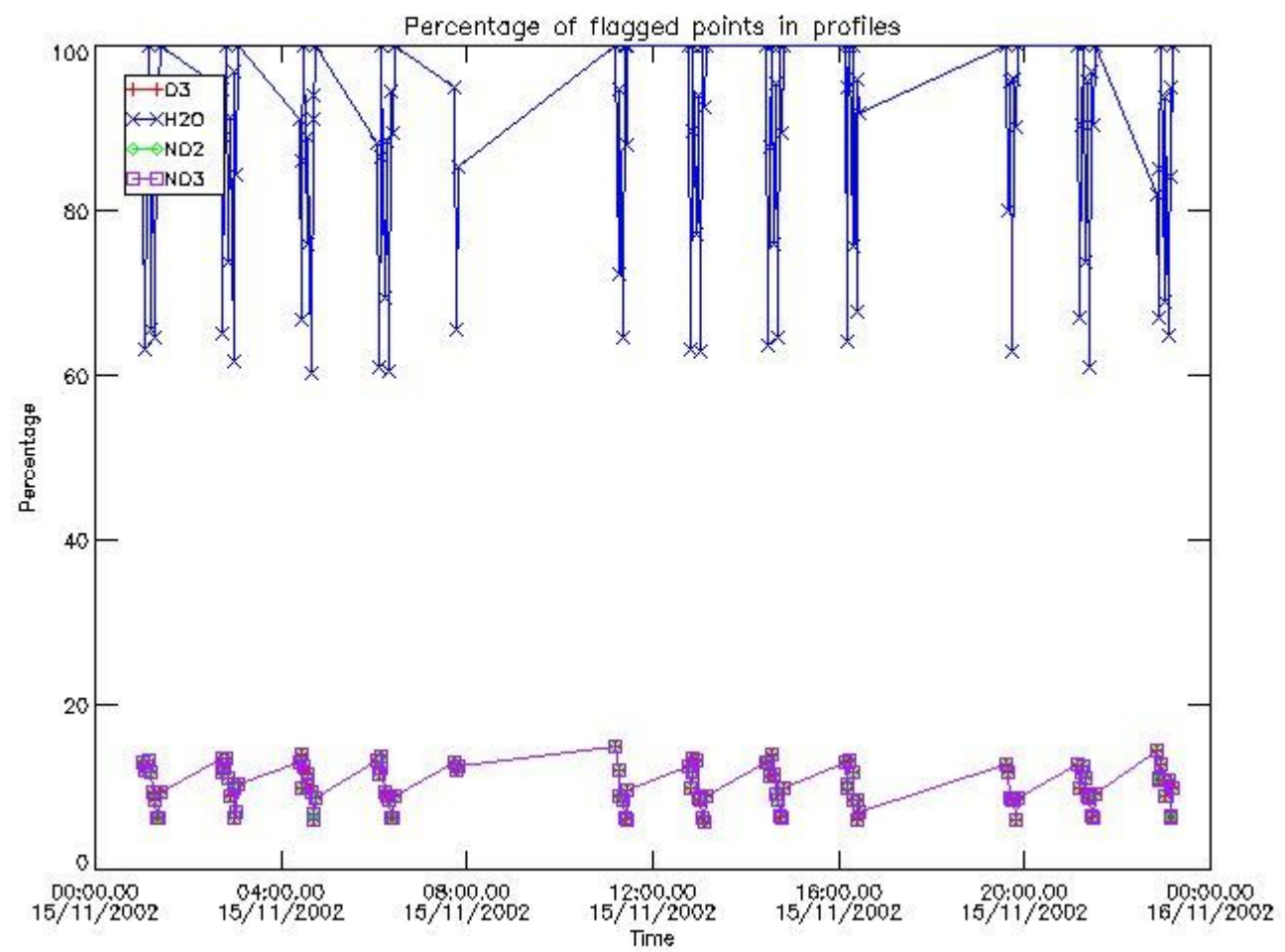
338	GOM_NL__2PRFIN20021115_213836_000000772011_00158_03719_1600.N1	15-NOV-2002 21:38:36	Straylight	76.500	101	11Alp Lep	2.5820	7000.0	153	3719	No
339	GOM_NL__2PRFIN20021115_214054_000000542011_00158_03719_1601.N1	15-NOV-2002 21:40:54	Straylight	54.000	165	34Gam Eri	2.9500	3200.0	108	3719	No
340	GOM_NL__2PRFIN20021115_214330_000000872011_00158_03719_1602.N1	15-NOV-2002 21:43:30	Twi_and_stray	87.000	7	19Bet Ori	0.10000	14000.	174	3719	No
341	GOM_NL__2PRFIN20021115_214630_000000502011_00158_03719_1603.N1	15-NOV-2002 21:46:30	Twi_and_stray	49.500	94	92Alp Cet	2.5260	3100.0	99	3719	No
342	GOM_NL__2PRFIN20021115_215119_000000372011_00158_03719_1604.N1	15-NOV-2002 21:51:19	Bright	36.500	105	6Bet Ari	2.6450	8900.0	73	3719	No
343	GOM_NL__2PRFIN20021115_215332_000000472011_00158_03719_1605.N1	15-NOV-2002 21:53:32	Bright	47.000	146	25Eta Tau	2.8730	15200.	94	3719	No
344	GOM_NL__2PRFIN20021115_215517_000000382011_00158_03719_1606.N1	15-NOV-2002 21:55:17	Bright	37.500	173	4Bet Tri	3.0040	8900.0	75	3719	No
345	GOM_NL__2PRFIN20021115_215722_000000382011_00158_03719_1607.N1	15-NOV-2002 21:57:22	Bright	37.500	73	57Gam1And	2.2600	13100.	75	3719	No
346	GOM_NL__2PRFIN20021115_220027_000000452011_00158_03719_1608.N1	15-NOV-2002 22:00:27	Bright	45.000	35	33Alp Per	1.7950	6250.0	90	3719	No
347	GOM_NL__2PRFIN20021115_220226_000000372011_00158_03719_1609.N1	15-NOV-2002 22:02:26	Bright	37.000	110	37Del Cas	2.6780	8900.0	74	3719	No
348	GOM_NL__2PRFIN20021115_220408_000000612011_00158_03719_1610.N1	15-NOV-2002 22:04:08	Bright	61.000	6	13Alp Aur	0.080000	3400.0	122	3719	No
349	GOM_NL__2PRFIN20021115_220711_000000652011_00158_03719_1611.N1	15-NOV-2002 22:07:11	Bright	65.000	42	34Bet Aur	1.9000	10200.	130	3719	No
350	GOM_NL__2PRFIN20021115_221036_000000382011_00158_03719_1612.N1	15-NOV-2002 22:10:36	Bright	37.500	49	1Alp UMi	1.9900	6300.0	75	3719	No
351	GOM_NL__2PRFIN20021115_221457_000000372011_00158_03719_1613.N1	15-NOV-2002 22:14:57	Bright	36.500	60	7Bet UMi	2.0810	3950.0	73	3719	No
352	GOM_NL__2PRFIN20021115_221651_000000392011_00158_03719_1614.N1	15-NOV-2002 22:16:51	Bright	38.500	119	14Eta Dra	2.7270	4700.0	77	3719	No
353	GOM_NL__2PRFIN20021115_221951_000000452011_00158_03719_1615.N1	15-NOV-2002 22:19:51	Bright	45.000	82	48Bet UMa	2.3650	10600.	90	3719	No
354	GOM_NL__2PRFIN20021115_222212_000000402011_00158_03719_1616.N1	15-NOV-2002 22:22:12	Bright	40.000	39	85Eta UMa	1.8540	24000.	80	3719	No
355	GOM_NL__2PRFIN20021115_222356_000000472011_00158_03719_1617.N1	15-NOV-2002 22:23:56	Bright	47.000	174	52Psi UMa	3.0040	4400.0	94	3719	No
356	GOM_NL__2PRFIN20021115_222543_000000472011_00158_03719_1618.N1	15-NOV-2002 22:25:43	Bright	46.500	152	12Alp2CVn	2.8900	11000.	93	3719	No
357	GOM_NL__2PRFIN20021115_223021_000000362011_00158_03719_1619.N1	15-NOV-2002 22:30:21	Bright	35.500	3	16Alp Boo	-0.050000	4250.0	71	3719	No
358	GOM_NL__2PRFIN20021115_223233_000000512011_00158_03719_1620.N1	15-NOV-2002 22:32:33	Bright	51.000	96	68Del Leo	2.5600	9300.0	102	3719	No
359	GOM_NL__2PRFIN20021115_223419_000000972011_00158_03719_1621.N1	15-NOV-2002 22:34:19	Twi_and_stray	97.000	166	17Eps Leo	2.9800	6000.0	194	3719	No
360	GOM_NL__2PRFIN20021115_223910_000000842011_00158_03719_1622.N1	15-NOV-2002 22:39:10	Twi_and_stray	84.000	22	32Alp Leo	1.3600	15200.	168	3719	No
361	GOM_NL__2PRFIN20021115_224217_000000452011_00158_03719_1623.N1	15-NOV-2002 22:42:17	Twi_and_stray	45.000	100	4Gam Crv	2.5800	13100.	90	3719	No
362	GOM_NL__2PRFIN20021115_224429_000002552011_00158_03719_1624.N1	15-NOV-2002 22:44:29	Dark	255.00	1015	Jupiter	0.0000	0.0000	510	3719	Yes
363	GOM_NL__2PRFIN20021115_225006_000000392011_00158_03719_1625.N1	15-NOV-2002 22:50:06	Dark	39.000	64	Gam Cen	2.2000	10600.	78	3719	No
364	GOM_NL__2PRFIN20021115_225223_000000462011_00158_03719_1626.N1	15-NOV-2002 22:52:23	Dark	46.000	26	Gam Cru	1.6240	2900.0	92	3719	No
365	GOM_NL__2PRFIN20021115_225400_000000482011_00158_03719_1627.N1	15-NOV-2002 22:54:00	Dark	47.500	12	Alp1Cru	0.77500	30000.	95	3719	No
366	GOM_NL__2PRFIN20021115_225603_000000402011_00159_03720_1603.N1	15-NOV-2002 22:56:03	Dark	40.000	124	The Car	2.7640	30000.	80	3720	No
367	GOM_NL__2PRFIN20021115_225957_000000472011_00159_03720_1604.N1	15-NOV-2002 22:59:57	Dark	47.000	41	Eps Car	1.8600	4100.0	94	3720	No
368	GOM_NL__2PRFIN20021115_230148_000000572011_00159_03720_1605.N1	15-NOV-2002 23:01:48	Dark	57.000	70	Zet Pup	2.2460	39000.	114	3720	No
369	GOM_NL__2PRFIN20021115_230526_000000522011_00159_03720_1606.N1	15-NOV-2002 23:05:26	Dark	51.500	2	Alp Car	-0.73600	7000.0	103	3720	No
370	GOM_NL__2PRFIN20021115_230735_000000792011_00159_03720_1607.N1	15-NOV-2002 23:07:35	Dark	79.000	88	31Eta CMa	2.4480	20000.	158	3720	No
371	GOM_NL__2PRFIN20021115_230950_000000822011_00159_03720_1608.N1	15-NOV-2002 23:09:50	Dark	82.000	23	21Eps CMa	1.5020	26000.	164	3720	No
372	GOM_NL__2PRFIN20021115_231210_000000572011_00159_03720_1609.N1	15-NOV-2002 23:12:10	Dark	57.000	108	Alp Col	2.6520	15200.	114	3720	No
373	GOM_NL__2PRFIN20021115_231411_000000412011_00159_03720_1610.N1	15-NOV-2002 23:14:11	Straylight	40.500	157	The1Eri	2.9060	9300.0	81	3720	No
374	GOM_NL__2PRFIN20021115_231825_000001152011_00159_03720_1611.N1	15-NOV-2002 23:18:25	Straylight	115.00	47	2Bet CMa	1.9760	28000.	230	3720	No
375	GOM_NL__2PRFIN20021115_232405_000000892011_00159_03720_1612.N1	15-NOV-2002 23:24:05	Twi_and_stray	88.500	7	19Bet Ori	0.10000	14000.	177	3720	No
376	GOM_NL__2PRFIN20021115_232705_000000542011_00159_03720_1613.N1	15-NOV-2002 23:27:05	Twi_and_stray	53.500	94	92Alp Cet	2.5260	3100.0	107	3720	No
377	GOM_NL__2PRFIN20021115_233155_000000382011_00159_03720_1614.N1	15-NOV-2002 23:31:55	Bright	38.000	105	6Bet Ari	2.6450	8900.0	76	3720	No
378	GOM_NL__2PRFIN20021115_233406_000000472011_00159_03720_1615.N1	15-NOV-2002 23:34:06	Bright	46.500	146	25Eta Tau	2.8730	15200.	93	3720	No
379	GOM_NL__2PRFIN20021115_233554_000000372011_00159_03720_1616.N1	15-NOV-2002 23:35:54	Bright	37.000	173	4Bet Tri	3.0040	8900.0	74	3720	No
380	GOM_NL__2PRFIN20021115_233758_000000382011_00159_03720_1617.N1	15-NOV-2002 23:37:58	Bright	37.500	73	57Gam1And	2.2600	13100.	75	3720	No
381	GOM_NL__2PRFIN20021115_234105_000000412011_00159_03720_1618.N1	15-NOV-2002 23:41:05	Bright	40.500	35	33Alp Per	1.7950	6250.0	81	3720	No
382	GOM_NL__2PRFIN20021115_234301_000000382011_00159_03720_1619.N1	15-NOV-2002 23:43:01	Bright	37.500	110	37Del Cas	2.6780	8900.0	75	3720	No
383	GOM_NL__2PRFIN20021115_234443_000000582011_00159_03720_1620.N1	15-NOV-2002 23:44:43	Bright	58.000	6	13Alp Aur	0.080000	3400.0	116	3720	No
384	GOM_NL__2PRFIN20021115_234745_000000622011_00159_03720_1621.N1	15-NOV-2002 23:47:45	Bright	61.500	42	34Bet Aur	1.9000	10200.	123	3720	No
385	GOM_NL__2PRFIN20021115_235112_000000362011_00159_03720_1622.N1	15-NOV-2002 23:51:12	Bright	35.500	49	1Alp UMi	1.9900	6300.0	71	3720	No
386	GOM_NL__2PRFIN20021115_235534_000000382011_00159_03720_1623.N1	15-NOV-2002 23:55:34	Bright	38.000	60	7Bet UMi	2.0810	3950.0	76	3720	No
387	GOM_NL__2PRFIN20021115_235727_000000382011_00159_03720_1624.N1	15-NOV-2002 23:57:27	Bright	38.000	119	14Eta Dra	2.7270	4700.0	76	3720	No

### 3. Quality information per product

In this section it is plotted some information contained in the Quality Summary data set of the level 2 products. Only products in dark limb conditions and without errors (error flag in the MPH set to "0") are used.

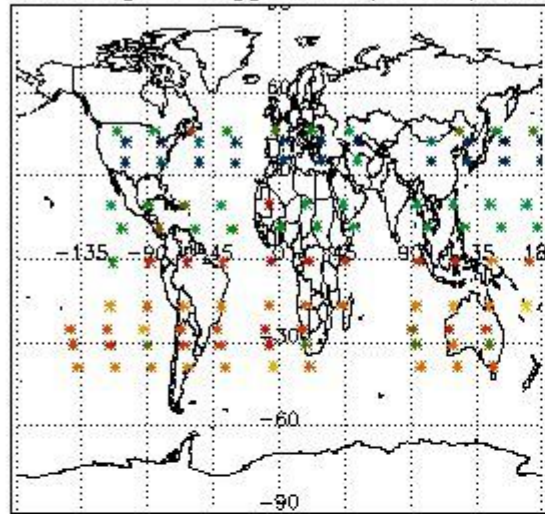


3.1 Plot quality information per product (time dependant)

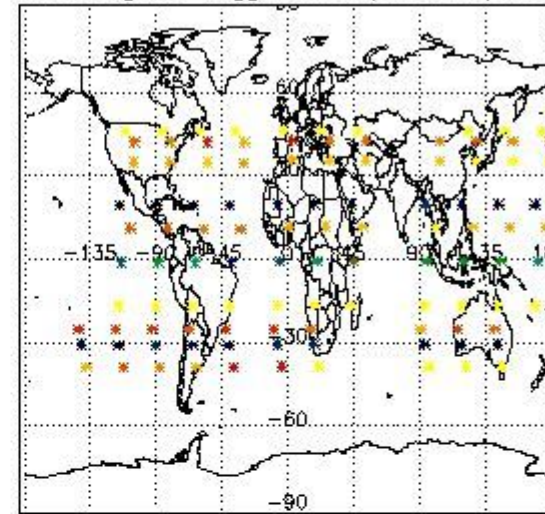


3.2 Plot quality information per product (world map)

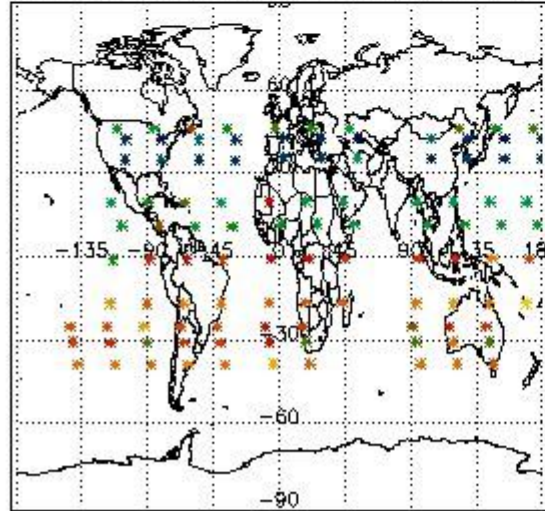
Percentage of flagged data per O3 profile



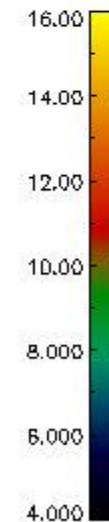
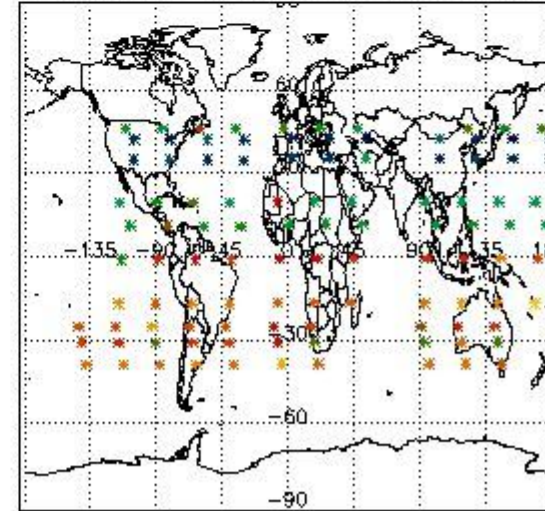
Percentage of flagged data per H2O profile



Percentage of flagged data per NO2 profile



Percentage of flagged data per NO3 profile

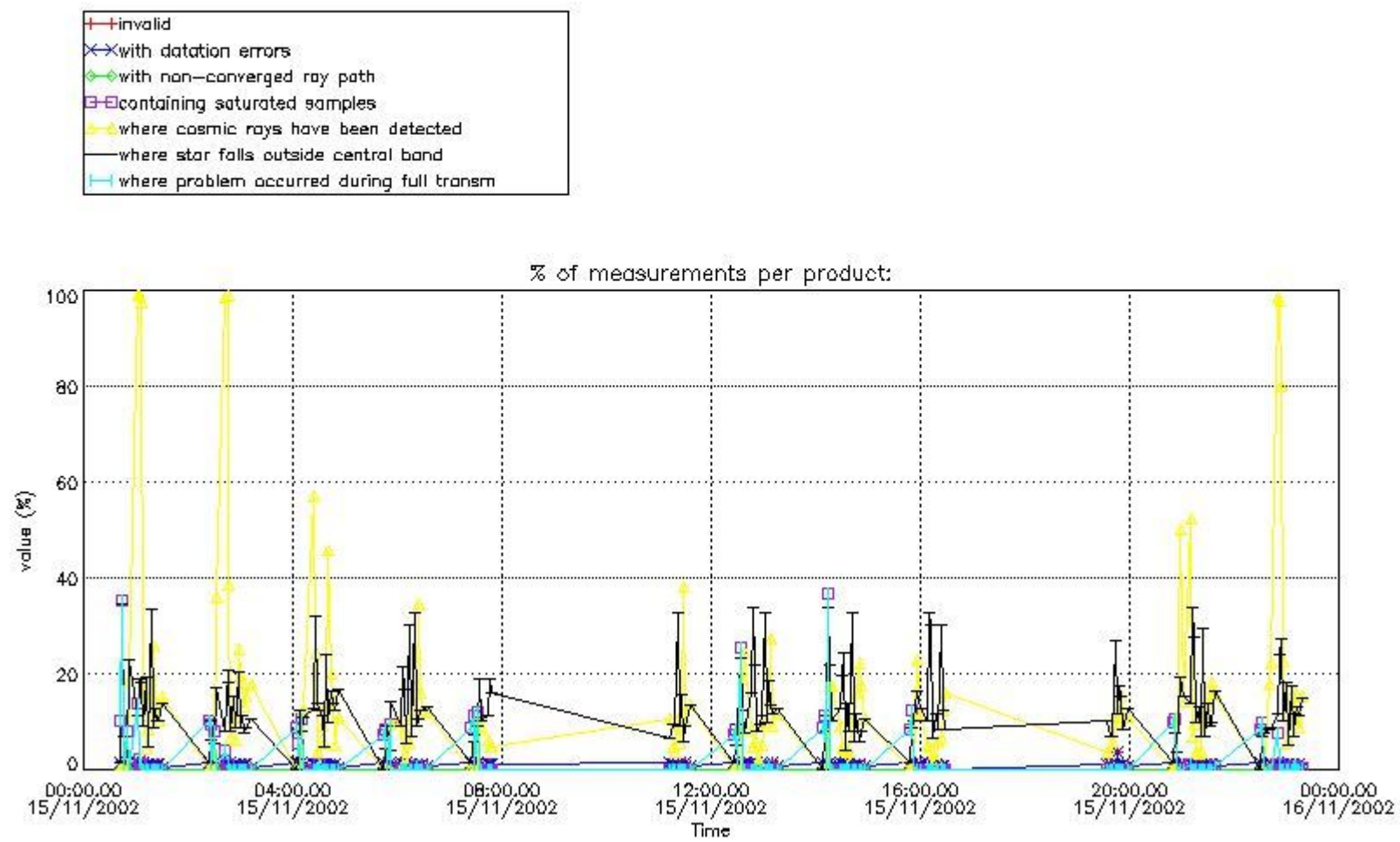


#### 4. Level 1 quality information per product

In this section it is plotted some information contained in the Quality Summary data set of the level 2 products that comes from the level 1b processing. Products without errors (error flag in the MPH set to "0") are used.

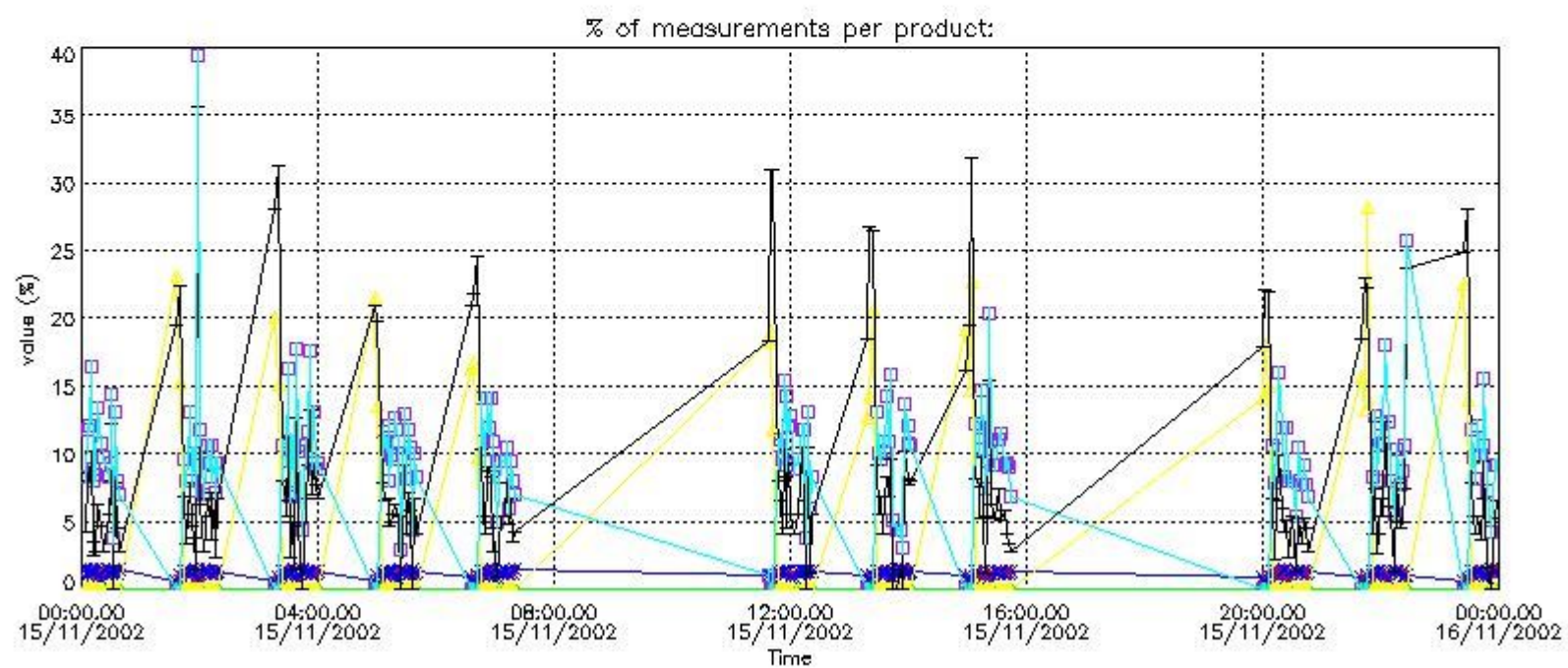
##### 4.1 Plot quality information per product (time dependant) coming from level 1b processing

###### 4.1.1 Plot level 1 quality information per product (time dependant): ENVISAT ASCENDING passes



4.1.2 Plot level 1 quality information per product (time dependant): ENVI SAT DESCENDING passes

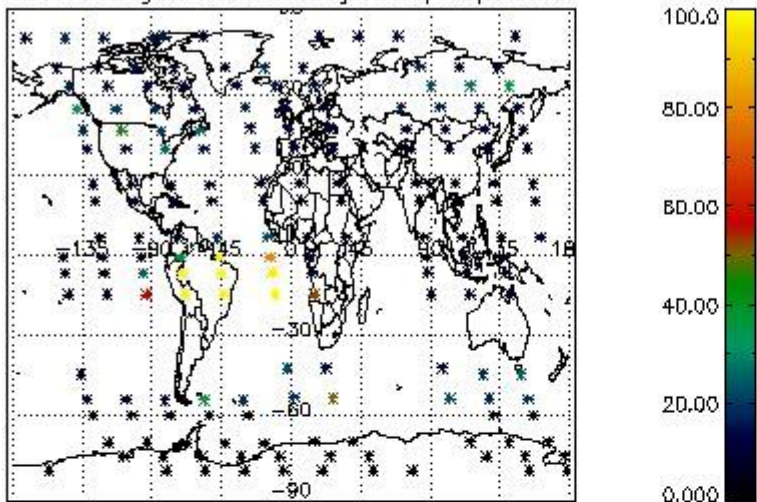




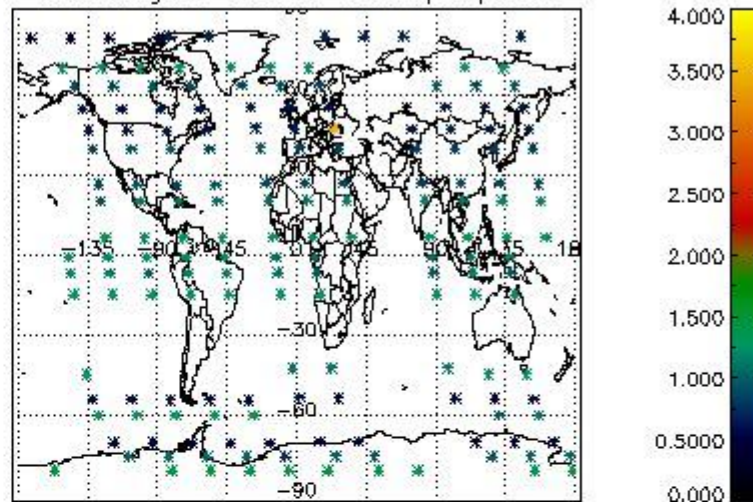
#### 4.2 Plot quality information per product coming from level 1b processing (world map)

##### 4.2.1 Plot level 1 quality information per product (world map): ENVISAT ASCENDING passes

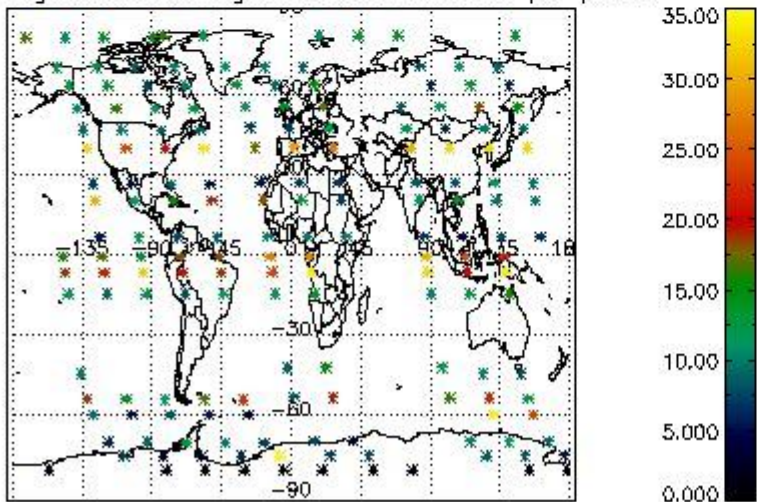
Percentage of cosmic ray hits per profile



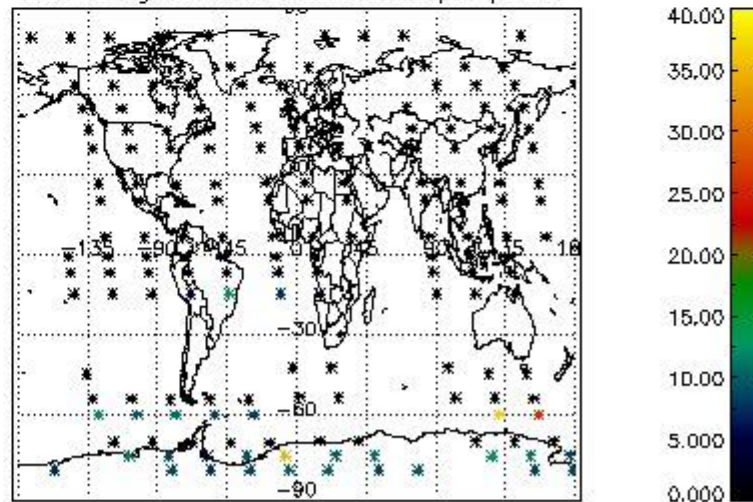
Percentage of datation errors per profile



Percentage of star falling outside central band per profile

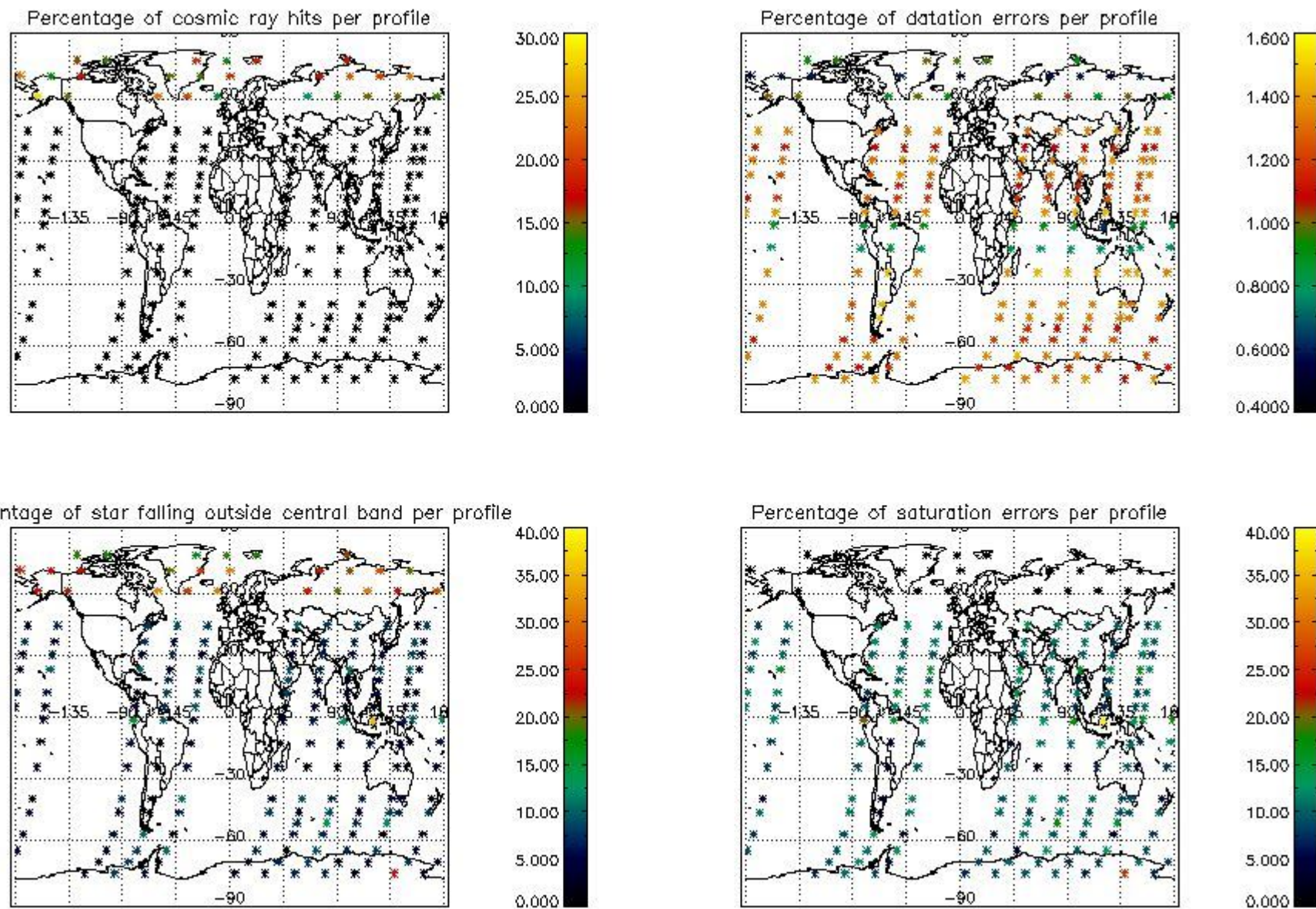


Percentage of saturation errors per profile



4.2.2 Plot level 1 quality information per product (world map): ENVISAT DESCENDING passes





## 5. Trace gas profiles

### 5.1 Ozone statistics based on quality of products

The final quality of the products can be "measured" using the STD (Standard Deviation) attached to every point profile. This information is written to the parameter GOM\_NL\_\_2P/NL\_LOCAL\_SPECIES\_DENSITY/o3\_std of the level 2 products. The table below shows the statistics for given STD ranges.

The statistics are given with respect to the overall valid production:

- Products without fatal errors: GOM\_NL\_\_2P/MPH/PRODUCT\_ERR=0
- Valid point profile: GOM\_NL\_\_2P/NL\_LOCAL\_SPECIES\_DENSITY/pcd(0)=0

The 'Criteria' is applied to valid points of dark limb products:

- Products in dark limb illumination condition: GOM\_NL\_\_2P/NL\_SUMMARY\_QUALITY/obs\_ill\_cond=0
- Products without fatal errors: GOM\_NL\_\_2P/MPH/PRODUCT\_ERR=0
- Valid point profile: GOM\_NL\_\_2P/NL\_LOCAL\_SPECIES\_DENSITY/pcd(0)=0

So, the table below shows the percentage of dark limb and valid observations for each criteria with respect to the overall valid daily observations.

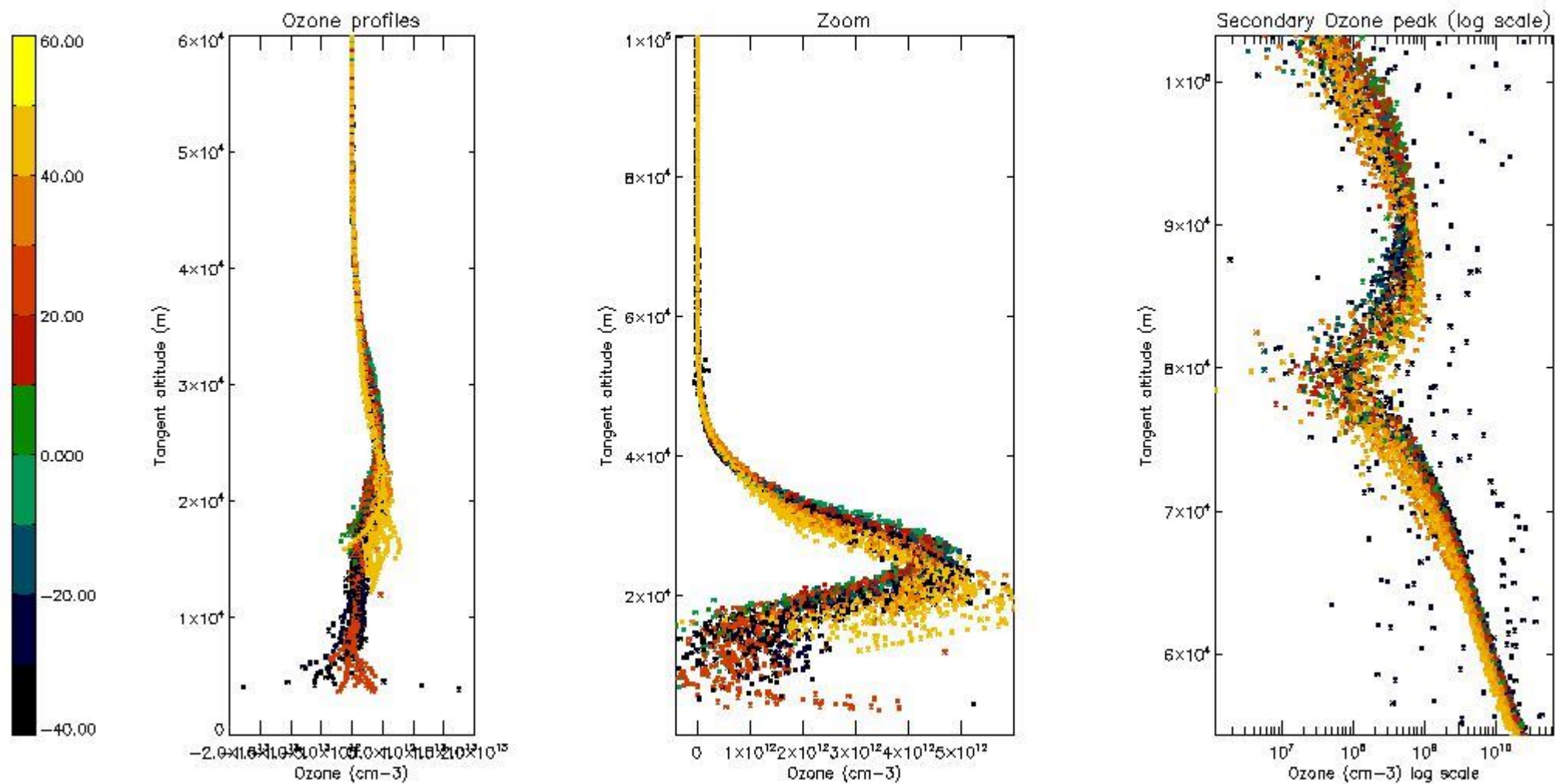
Criteria	% of total production
All STD	31
STD < 20	21



STD < 10	19
STD < 5	16

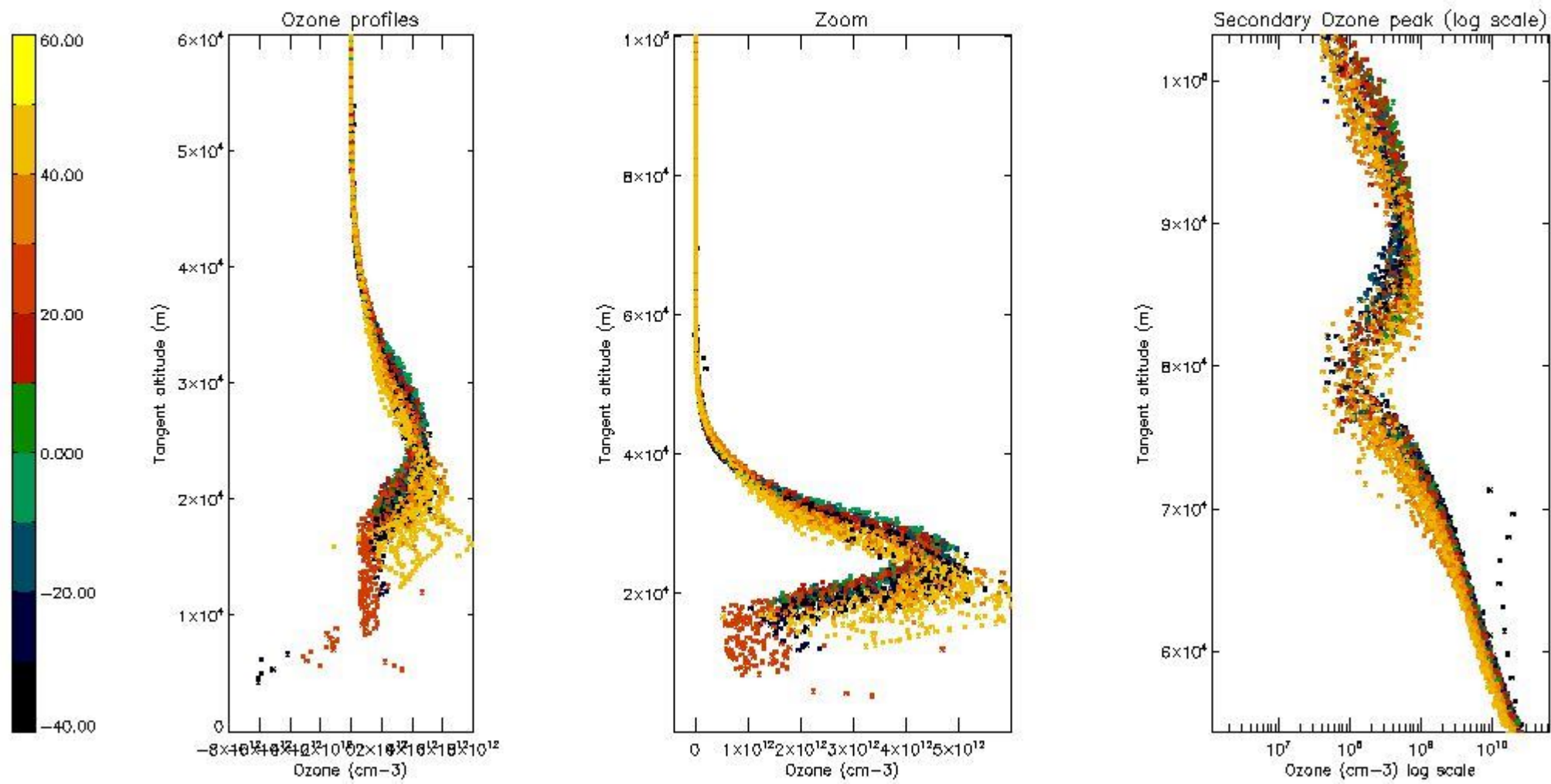
5.2 Plot ozone profiles for all STD (dark without errors)

The colorbar represents the latitude.



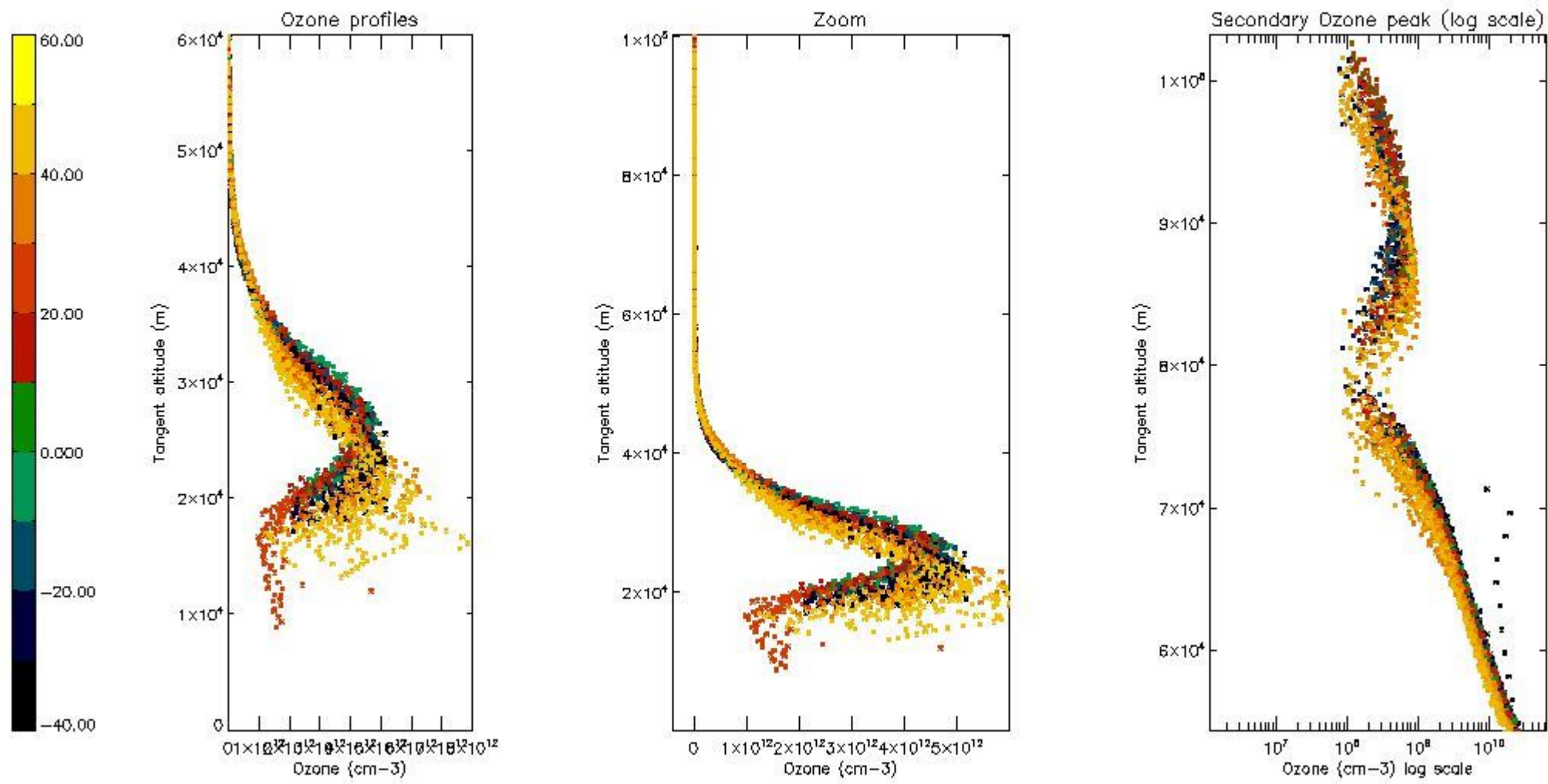
5.3 Plot ozone profiles where STD < 20% (dark without errors)

The colorbar represents the latitude.



*5.4 Plot ozone profiles where STD < 10% (dark without errors)*

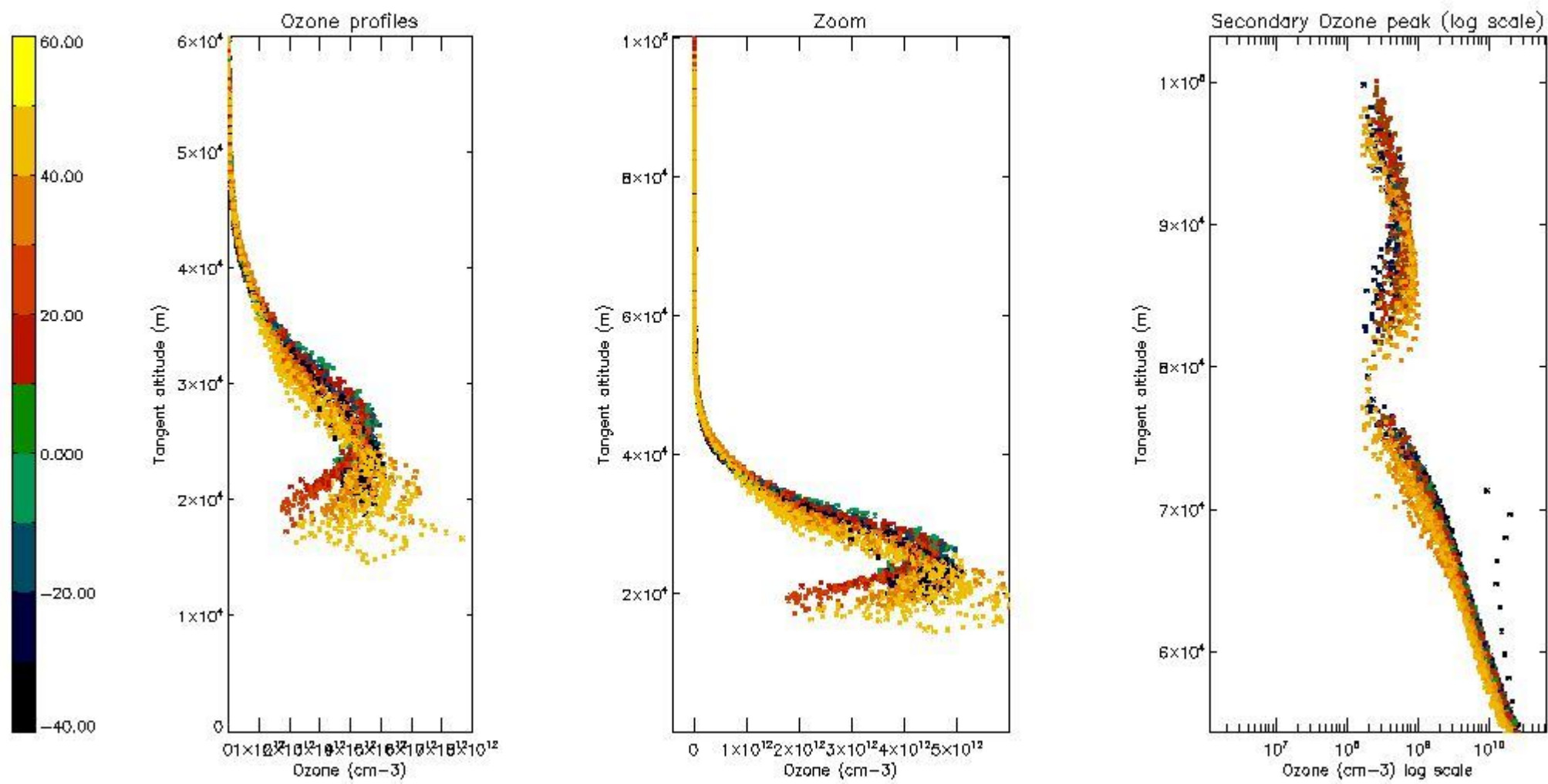
The colorbar represents the latitude.



*5.5 Plot ozone profiles where STD < 5% (dark without errors)*

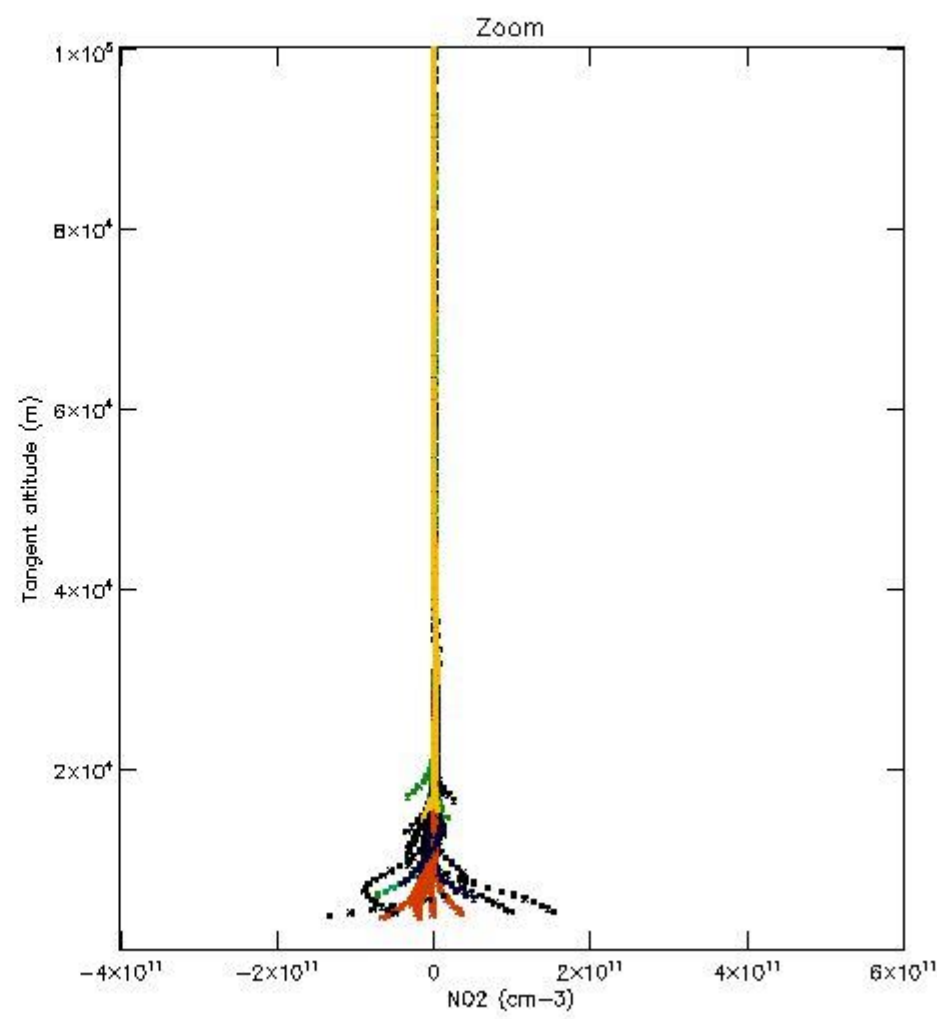
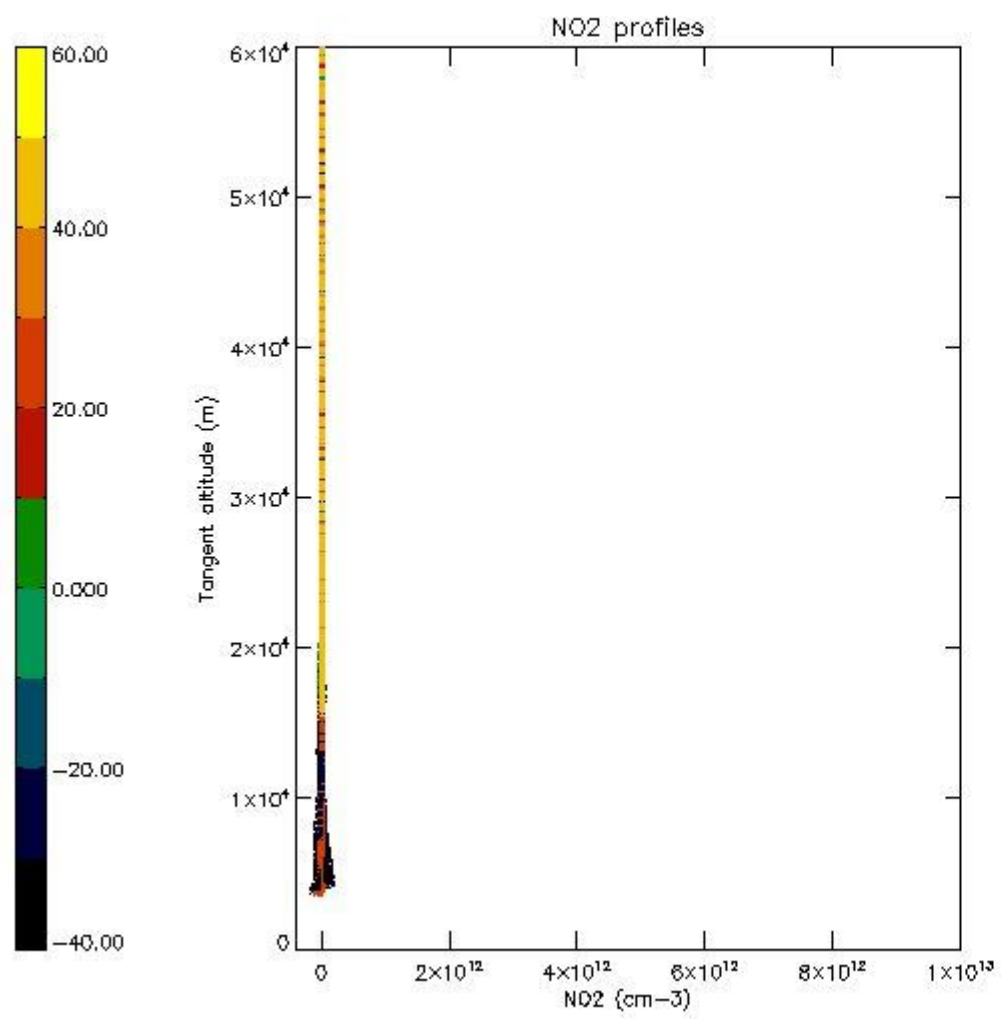
The colorbar represents the latitude.





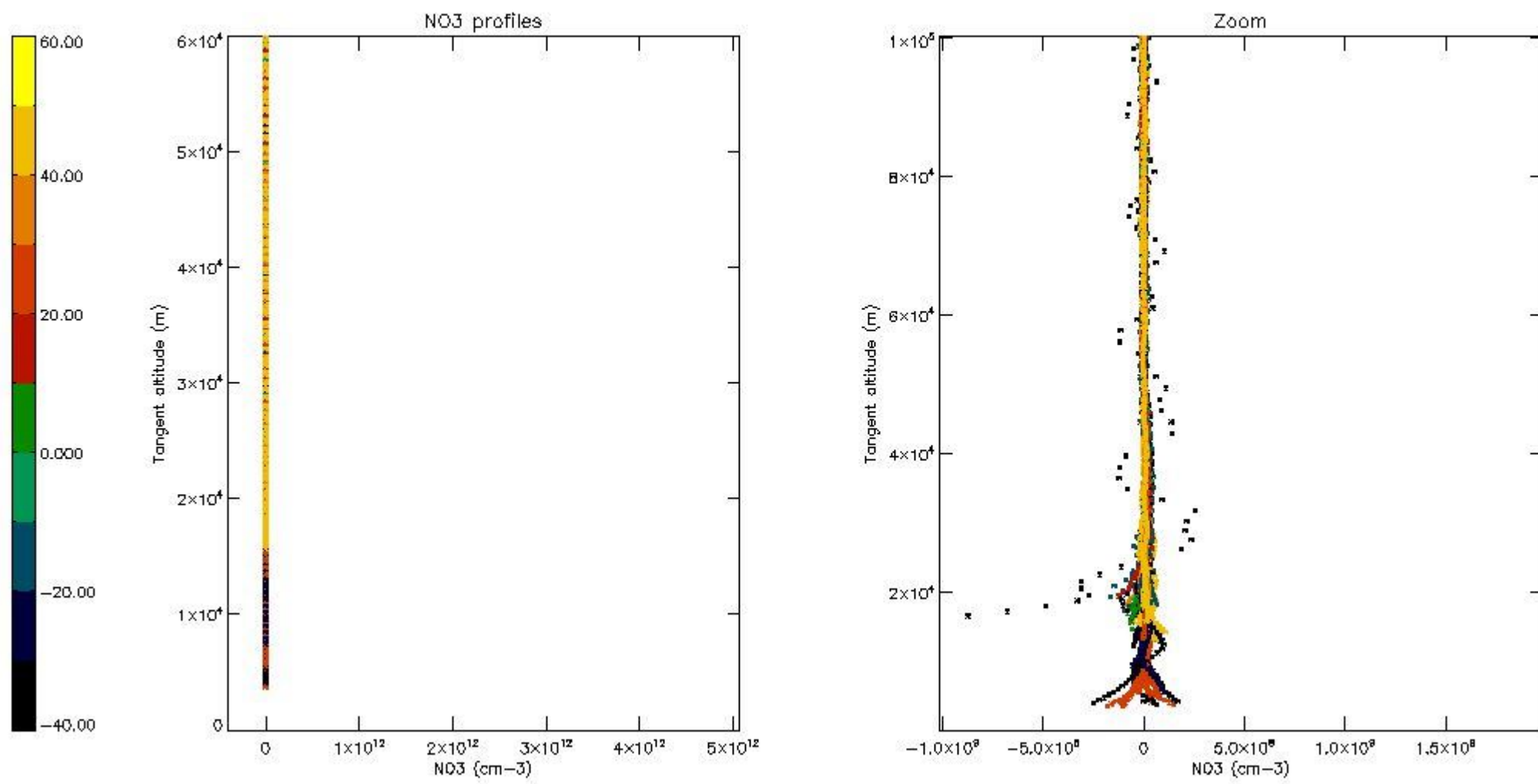
*5.6 Plot NO<sub>2</sub> profiles for all STD (dark without errors)*

The colorbar represents the latitude.



*5.7 Plot NO3 profiles for all STD (dark without errors)*

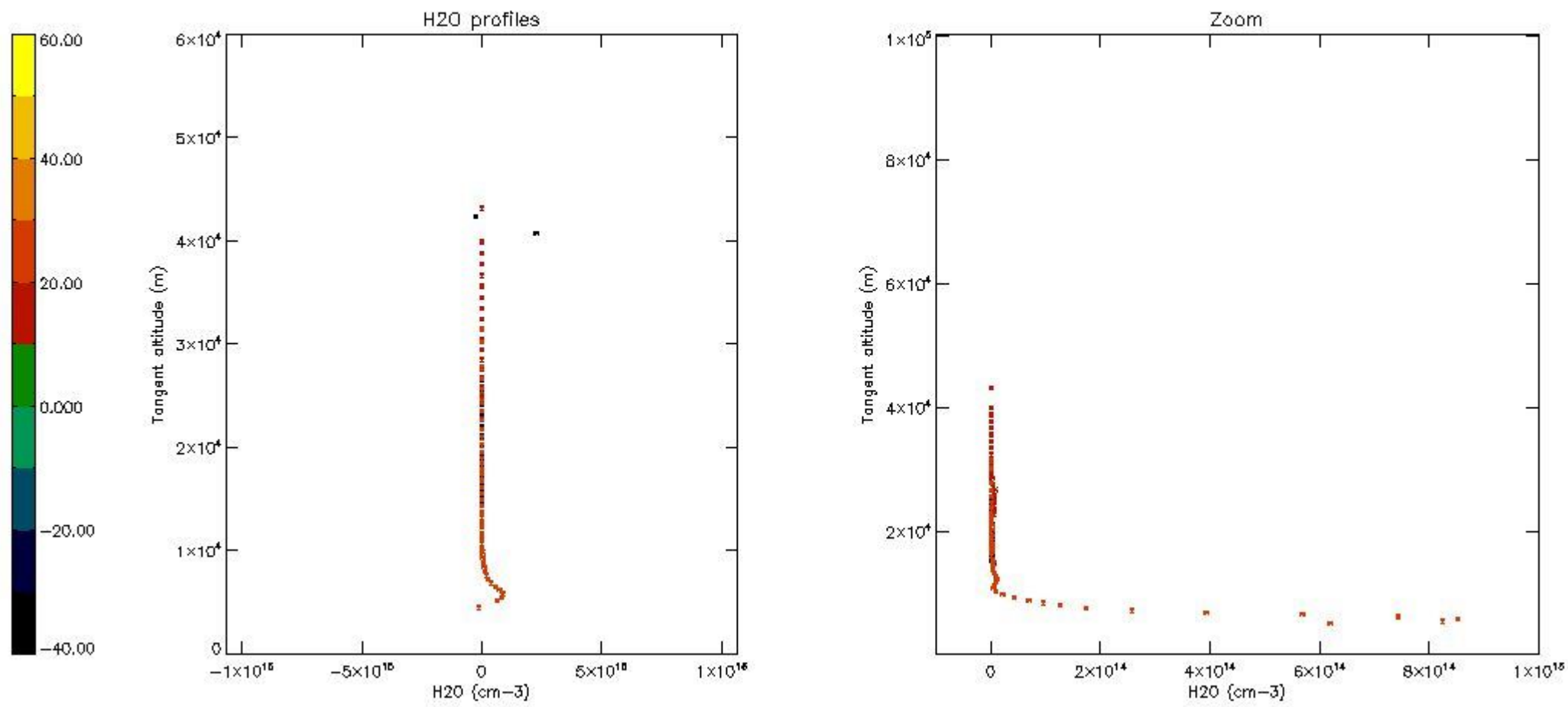
The colorbar represents the latitude.



*5.8 Plot H2O profiles for all STD (only for occultations of stars 1,2,3,4,13,14,16,26,63 dark without errors)*

The colorbar represents the latitude.





## 6. Auxiliary Data Files used for the production reported in section 2

The number reported in the third column indicates since which file (see list in section 2) the corresponding auxiliary file has been used. The fourth column is the date of those product files.

Type	Auxiliary Filename	Used since product	Used since product date
INST_PHYS_CHARACTERISTICS	GOM_INS_AXNIEC20050627_150440_20020301_000000_20100101_000000	1	15-NOV-2002 00:03:31
LEVEL-2_PROC_CONFIG	GOM_PR2_AXVIEC20091111_152718_20020301_000000_20500101_000000	1	15-NOV-2002 00:03:31
CROSS_SECTIONS_FILE	GOM_CRS_AXVIEC20091111_154832_20020301_000000_20500101_000000	1	15-NOV-2002 00:03:31

# GOMOS Level 2 Daily Report

## SUMMARY

### [1. General Info](#)

### [2. Summary of processed GOM\\_NL\\_2P products](#)

### [3. Level 2 Quality information per product](#)

#### [3.1 Plot of level 2 quality information per product \(time dependant\)](#)

#### [3.2 Plot of level 2 quality information per product \(world map\)](#)

### [4. Level 1 Quality information per product \(stored on level 2 products\)](#)

#### [4.1 Plot of level 1 quality information per product \(time dependant\)](#)

##### [4.1.1 Plot of level 1 quality information per product \(time dependant\): ASCENDING](#)

##### [4.1.2 Plot of level 1 quality information per product \(time dependant\): DESCENDING](#)

#### [4.2 Plot of level 1 quality information per product \(world map\)](#)

##### [4.2.1 Plot of level 1 quality information per product \(world map\): ASCENDING](#)

##### [4.2.2 Plot of level 1 quality information per product \(world map\): DESCENDING](#)

### [5. Ozone profiles based on quality statistics and other trace gas profiles](#)

#### [5.1 Ozone statistics based on quality of products](#)

#### [5.2 Plot ozone profiles for all STD \(dark without errors\)](#)

#### [5.3 Plot ozone profiles where STD < 20% \(dark without errors\)](#)

#### [5.4. Plot ozone profiles where STD < 10% \(dark without errors\)](#)

#### [5.5. Plot ozone profiles where STD < 5% \(dark without errors\)](#)

#### [5.6 Plot NO2 profiles for all STD \(dark without errors\)](#)

#### [5.7 Plot NO3 profiles for all STD \(dark without errors\)](#)

#### [5.8 Plot H2O profiles \(only for occultations of stars 1,2,3,4,13,14,16,26,63 dark without errors\) for all STD](#)

### [6. Auxiliary Data Files used for the production reported in section 2](#)

This report presents the daily analysis on parameters extracted from GOMOS level 2 data (GOM\_NL\_\_2P). It is intended to monitor some important parameters that will impact the quality of these products. A list of level 2 products (and content) that have arrived during the reporting day to the PCF is also given.

Item	Value
Time of report generation	17APR2013 20:15:17
Data source version	GOMOS/6.01
Start time of products	15-11-2002 (15NOV2002 00:00:00)
Stop time of products	16-11-2002 (16NOV2002 00:00:00)
Store outputs in DB	Yes
Nb of level 2 prods	387
Nb of prods with errors	10

## 2. Summary of processed GOM\_NL\_\_2P products.

Nr	Filename	UTC Start time	Limb	Duration	Star Id	Star Name	Star Mag	Star Temp	Nb Meas	Orbit	Prod. error
1	GOM_NL__2PRFIN20021115_000331_000000362011_00145_03706_1570.N1	15-NOV-2002 00:03:31	Bright	36.000	105	6Bet Ari	2.6450	8900.0	72	3706	No
2	GOM_NL__2PRFIN20021115_000552_000000472011_00145_03706_1571.N1	15-NOV-2002 00:05:52	Bright	46.500	146	25Eta Tau	2.8730	15200.	93	3706	No
3	GOM_NL__2PRFIN20021115_000732_000000382011_00145_03706_1572.N1	15-NOV-2002 00:07:32	Bright	37.500	173	4Bet Tri	3.0040	8900.0	75	3706	No
4	GOM_NL__2PRFIN20021115_000936_000000402011_00145_03706_1573.N1	15-NOV-2002 00:09:36	Bright	39.500	73	57Gam1And	2.2600	13100.	79	3706	No
5	GOM_NL__2PRFIN20021115_001104_000000442011_00145_03706_1574.N1	15-NOV-2002 00:11:04	Bright	43.500	149	45Eps Per	2.8880	30000.	87	3706	No
6	GOM_NL__2PRFIN20021115_001248_000000402011_00145_03706_1575.N1	15-NOV-2002 00:12:48	Bright	39.500	35	33Alp Per	1.7950	6250.0	79	3706	No
7	GOM_NL__2PRFIN20021115_001438_000000362011_00145_03706_1576.N1	15-NOV-2002 00:14:38	Bright	35.500	110	37Del Cas	2.6780	8900.0	71	3706	No
8	GOM_NL__2PRFIN20021115_001636_000000562011_00145_03706_1577.N1	15-NOV-2002 00:16:36	Bright	56.000	6	13Alp Aur	0.080000	3400.0	112	3706	No
9	GOM_NL__2PRFIN20021115_001943_000000652011_00145_03706_1578.N1	15-NOV-2002 00:19:43	Bright	65.000	42	34Bet Aur	1.9000	10200.	130	3706	No
10	GOM_NL__2PRFIN20021115_002250_000000362011_00145_03706_1579.N1	15-NOV-2002 00:22:50	Bright	36.000	49	1Alp UMi	1.9900	6300.0	72	3706	No
11	GOM_NL__2PRFIN20021115_002710_000000372011_00145_03706_1580.N1	15-NOV-2002 00:27:10	Bright	36.500	60	7Bet UMi	2.0810	3950.0	73	3706	No
12	GOM_NL__2PRFIN20021115_002900_000000382011_00145_03706_1581.N1	15-NOV-2002 00:29:00	Bright	37.500	119	14Eta Dra	2.7270	4700.0	75	3706	No
13	GOM_NL__2PRFIN20021115_003031_000000452011_00145_03706_1582.N1	15-NOV-2002 00:30:31	Bright	45.000	36	50Alp UMa	1.8000	6300.0	90	3706	No
14	GOM_NL__2PRFIN20021115_003210_000000402011_00145_03706_1583.N1	15-NOV-2002 00:32:10	Bright	39.500	82	48Bet UMa	2.3650	10600.	79	3706	No
15	GOM_NL__2PRFIN20021115_003426_000000382011_00145_03706_1584.N1	15-NOV-2002 00:34:26	Bright	38.000	39	85Eta UMa	1.8540	24000.	76	3706	No
16	GOM_NL__2PRFIN20021115_003611_000000442011_00145_03706_1585.N1	15-NOV-2002 00:36:11	Bright	44.000	174	52Psi UMa	3.0040	4400.0	88	3706	No
17	GOM_NL__2PRFIN20021115_003755_000000362011_00145_03706_1586.N1	15-NOV-2002 00:37:55	Bright	36.000	152	12Alp2CVn	2.8900	11000.	72	3706	No
18	GOM_NL__2PRFIN20021115_004232_000000352011_00145_03706_1587.N1	15-NOV-2002 00:42:32	Bright	35.000	3	16Alp Boo	-0.050000	4250.0	70	3706	No
19	GOM_NL__2PRFIN20021115_004442_000000682011_00145_03706_1588.N1	15-NOV-2002 00:44:42	Bright	68.000	96	68Del Leo	2.5600	9300.0	136	3706	No
20	GOM_NL__2PRFIN20021115_004620_000000922011_00145_03706_1589.N1	15-NOV-2002 00:46:20	Bright	92.000	166	17Eps Leo	2.9800	6000.0	184	3706	No
21	GOM_NL__2PRFIN20021115_004926_000000372011_00145_03706_1590.N1	15-NOV-2002 00:49:26	Bright	37.000	121	29Gam Vir	2.7400	7200.0	74	3706	No
22	GOM_NL__2PRFIN20021115_005104_000000952011_00145_03706_1591.N1	15-NOV-2002 00:51:04	Twilight	94.500	22	32Alp Leo	1.3600	15200.	189	3706	No
23	GOM_NL__2PRFIN20021115_005528_000002552011_00145_03706_1592.N1	15-NOV-2002 00:55:28	Dark	255.00	1015	Jupiter	0.0000	0.0000	510	3706	Yes
24	GOM_NL__2PRFIN20021115_010216_000000402011_00145_03706_1593.N1	15-NOV-2002 01:02:16	Dark	39.500	64	Gam Cen	2.2000	10600.	79	3706	No
25	GOM_NL__2PRFIN20021115_010433_000000432011_00145_03706_1594.N1	15-NOV-2002 01:04:33	Dark	42.500	26	Gam Cru	1.6240	2900.0	85	3706	No
26	GOM_NL__2PRFIN20021115_010611_000000412011_00145_03706_1595.N1	15-NOV-2002 01:06:11	Dark	41.000	12	Alp1Cru	0.77500	30000.	82	3706	No
27	GOM_NL__2PRFIN20021115_010812_000000392011_00146_03707_1559.N1	15-NOV-2002 01:08:12	Dark	38.500	124	The Car	2.7640	30000.	77	3707	No
28	GOM_NL__2PRFIN20021115_011203_000000472011_00146_03707_1560.N1	15-NOV-2002 01:12:03	Dark	47.000	41	Eps Car	1.8600	4100.0	94	3707	No
29	GOM_NL__2PRFIN20021115_011346_000000542011_00146_03707_1561.N1	15-NOV-2002 01:13:46	Dark	54.000	70	Zet Pup	2.2460	39000.	108	3707	No
30	GOM_NL__2PRFIN20021115_011732_000000612011_00146_03707_1562.N1	15-NOV-2002 01:17:32	Dark	61.000	2	Alp Car	-0.73600	7000.0	122	3707	No
31	GOM_NL__2PRFIN20021115_011929_000000812011_00146_03707_1563.N1	15-NOV-2002 01:19:29	Dark	81.000	88	31Eta CMa	2.4480	20000.	162	3707	No
32	GOM_NL__2PRFIN20021115_012148_000000822011_00146_03707_1564.N1	15-NOV-2002 01:21:48	Dark	81.500	23	21Eps CMa	1.5020	26000.	163	3707	No
33	GOM_NL__2PRFIN20021115_012415_000000552011_00146_03707_1565.N1	15-NOV-2002 01:24:15	Dark	54.500	108	Alp Col	2.6520	15200.	109	3707	No
34	GOM_NL__2PRFIN20021115_012622_000000402011_00146_03707_1566.N1	15-NOV-2002 01:26:22	Straylight	39.500	157	The1Eri	2.9060	9300.0	79	3707	No
35	GOM_NL__2PRFIN20021115_013034_000001192011_00146_03707_1567.N1	15-NOV-2002 01:30:34	Straylight	118.50	47	2Bet CMa	1.9760	28000.	237	3707	No
36	GOM_NL__2PRFIN20021115_013624_000000852011_00146_03707_1568.N1	15-NOV-2002 01:36:24	Twilight	84.500	7	19Bet Ori	0.10000	14000.	169	3707	No
37	GOM_NL__2PRFIN20021115_013920_000000492011_00146_03707_1569.N1	15-NOV-2002 01:39:20	Twilight	49.000	94	92Alp Cet	2.5260	3100.0	98	3707	No
38	GOM_NL__2PRFIN20021115_014408_000000372011_00146_03707_1570.N1	15-NOV-2002 01:44:08	Bright	36.500	105	6Bet Ari	2.6450	8900.0	73	3707	No
39	GOM_NL__2PRFIN20021115_014628_000000442011_00146_03707_1571.N1	15-NOV-2002 01:46:28	Bright	44.000	146	25Eta Tau	2.8730	15200.	88	3707	No
40	GOM_NL__2PRFIN20021115_014808_000000372011_00146_03707_1572.N1	15-NOV-2002 01:48:08	Bright	36.500	173	4Bet Tri	3.0040	8900.0	73	3707	No
41	GOM_NL__2PRFIN20021115_015012_000000382011_00146_03707_1573.N1	15-NOV-2002 01:50:12	Bright	38.000	73	57Gam1And	2.2600	13100.	76	3707	No
42	GOM_NL__2PRFIN20021115_015139_000000442011_00146_03707_1574.N1	15-NOV-2002 01:51:39	Bright	43.500	149	45Eps Per	2.8880	30000.	87	3707	No



43	GOM_NL__2PRFIN20021115_015324_000000402011_00146_03707_1575.N1	15-NOV-2002 01:53:24	Bright	40.000	35	33Alp Per	1.7950	6250.0	80	3707	No
44	GOM_NL__2PRFIN20021115_015515_000000352011_00146_03707_1576.N1	15-NOV-2002 01:55:15	Bright	34.500	110	37Del Cas	2.6780	8900.0	69	3707	No
45	GOM_NL__2PRFIN20021115_015711_000000802011_00146_03707_1577.N1	15-NOV-2002 01:57:11	Bright	80.000	6	13Alp Aur	0.080000	3400.0	160	3707	No
46	GOM_NL__2PRFIN20021115_020018_000000642011_00146_03707_1578.N1	15-NOV-2002 02:00:18	Bright	64.000	42	34Bet Aur	1.9000	10200.	128	3707	No
47	GOM_NL__2PRFIN20021115_020326_000000362011_00146_03707_1579.N1	15-NOV-2002 02:03:26	Bright	35.500	49	1Alp UMi	1.9900	6300.0	71	3707	No
48	GOM_NL__2PRFIN20021115_020746_000000382011_00146_03707_1580.N1	15-NOV-2002 02:07:46	Bright	37.500	60	7Bet UMi	2.0810	3950.0	75	3707	No
49	GOM_NL__2PRFIN20021115_020937_000000382011_00146_03707_1581.N1	15-NOV-2002 02:09:37	Bright	37.500	119	14Eta Dra	2.7270	4700.0	75	3707	No
50	GOM_NL__2PRFIN20021115_021107_000000432011_00146_03707_1582.N1	15-NOV-2002 02:11:07	Bright	42.500	36	50Alp UMa	1.8000	6300.0	85	3707	No
51	GOM_NL__2PRFIN20021115_021246_000000422011_00146_03707_1583.N1	15-NOV-2002 02:12:46	Bright	42.000	82	48Bet UMa	2.3650	10600.	84	3707	No
52	GOM_NL__2PRFIN20021115_021502_000000382011_00146_03707_1584.N1	15-NOV-2002 02:15:02	Bright	37.500	39	85Eta UMa	1.8540	24000.	75	3707	No
53	GOM_NL__2PRFIN20021115_021647_000000432011_00146_03707_1585.N1	15-NOV-2002 02:16:47	Bright	42.500	174	52Psi UMa	3.0040	4400.0	85	3707	No
54	GOM_NL__2PRFIN20021115_021831_000000382011_00146_03707_1586.N1	15-NOV-2002 02:18:31	Bright	37.500	152	12Alp2CVn	2.8900	11000.	75	3707	No
55	GOM_NL__2PRFIN20021115_022308_000000352011_00146_03707_1587.N1	15-NOV-2002 02:23:08	Bright	35.000	3	16Alp Boo	-0.050000	4250.0	70	3707	No
56	GOM_NL__2PRFIN20021115_022518_000000492011_00146_03707_1588.N1	15-NOV-2002 02:25:18	Bright	48.500	96	68Del Leo	2.5600	9300.0	97	3707	No
57	GOM_NL__2PRFIN20021115_022657_000000952011_00146_03707_1589.N1	15-NOV-2002 02:26:57	Bright	95.000	166	17Eps Leo	2.9800	6000.0	190	3707	No
58	GOM_NL__2PRFIN20021115_023002_000000382011_00146_03707_1590.N1	15-NOV-2002 02:30:02	Bright	37.500	121	29Gam Vir	2.7400	7200.0	75	3707	No
59	GOM_NL__2PRFIN20021115_023142_000000892011_00146_03707_1591.N1	15-NOV-2002 02:31:42	Tw_i_and_stray	88.500	22	32Alp Leo	1.3600	15200.	177	3707	No
60	GOM_NL__2PRFIN20021115_023609_000002552011_00146_03707_1592.N1	15-NOV-2002 02:36:09	Dark	255.00	1015	Jupiter	0.0000	0.0000	510	3707	Yes
61	GOM_NL__2PRFIN20021115_024252_000000382011_00146_03707_1593.N1	15-NOV-2002 02:42:52	Dark	37.500	64	Gam Cen	2.2000	10600.	75	3707	No
62	GOM_NL__2PRFIN20021115_024509_000000442011_00146_03707_1594.N1	15-NOV-2002 02:45:09	Dark	43.500	26	Gam Cru	1.6240	2900.0	87	3707	No
63	GOM_NL__2PRFIN20021115_024647_000000422011_00146_03707_1595.N1	15-NOV-2002 02:46:47	Dark	41.500	12	Alp1Cru	0.77500	30000.	83	3707	No
64	GOM_NL__2PRFIN20021115_024848_000000382011_00147_03708_1559.N1	15-NOV-2002 02:48:48	Dark	38.000	124	The Car	2.7640	30000.	76	3708	No
65	GOM_NL__2PRFIN20021115_025239_000000462011_00147_03708_1560.N1	15-NOV-2002 02:52:39	Dark	46.000	41	Eps Car	1.8600	4100.0	92	3708	No
66	GOM_NL__2PRFIN20021115_025423_000000582011_00147_03708_1561.N1	15-NOV-2002 02:54:23	Dark	57.500	70	Zet Pup	2.2460	39000.	115	3708	No
67	GOM_NL__2PRFIN20021115_025809_000000522011_00147_03708_1562.N1	15-NOV-2002 02:58:09	Dark	51.500	2	Alp Car	-0.73600	7000.0	103	3708	No
68	GOM_NL__2PRFIN20021115_030006_000000812011_00147_03708_1563.N1	15-NOV-2002 03:00:06	Dark	81.000	88	31Eta CMa	2.4480	20000.	162	3708	No
69	GOM_NL__2PRFIN20021115_030225_000000812011_00147_03708_1564.N1	15-NOV-2002 03:02:25	Dark	80.500	23	21Eps CMa	1.5020	26000.	161	3708	No
70	GOM_NL__2PRFIN20021115_030451_000000542011_00147_03708_1565.N1	15-NOV-2002 03:04:51	Dark	53.500	108	Alp Col	2.6520	15200.	107	3708	No
71	GOM_NL__2PRFIN20021115_030658_000000402011_00147_03708_1566.N1	15-NOV-2002 03:06:58	Straylight	39.500	157	The1Eri	2.9060	9300.0	79	3708	No
72	GOM_NL__2PRFIN20021115_031110_000001142011_00147_03708_1567.N1	15-NOV-2002 03:11:10	Straylight	114.00	47	2Bet CMa	1.9760	28000.	228	3708	No
73	GOM_NL__2PRFIN20021115_031659_000000952011_00147_03708_1568.N1	15-NOV-2002 03:16:59	Tw_i_and_stray	94.500	7	19Bet Ori	0.10000	14000.	189	3708	No
74	GOM_NL__2PRFIN20021115_031955_000000562011_00147_03708_1569.N1	15-NOV-2002 03:19:55	Tw_i_and_stray	56.000	94	92Alp Cet	2.5260	3100.0	112	3708	No
75	GOM_NL__2PRFIN20021115_032443_000000382011_00147_03708_1570.N1	15-NOV-2002 03:24:43	Bright	37.500	105	6Bet Ari	2.6450	8900.0	75	3708	No
76	GOM_NL__2PRFIN20021115_032703_000000462011_00147_03708_1571.N1	15-NOV-2002 03:27:03	Bright	46.000	146	25Eta Tau	2.8730	15200.	92	3708	No
77	GOM_NL__2PRFIN20021115_032844_000000372011_00147_03708_1572.N1	15-NOV-2002 03:28:44	Bright	37.000	173	4Bet Tri	3.0040	8900.0	74	3708	No
78	GOM_NL__2PRFIN20021115_033048_000000402011_00147_03708_1573.N1	15-NOV-2002 03:30:48	Bright	40.000	73	57Gam1And	2.2600	13100.	80	3708	No
79	GOM_NL__2PRFIN20021115_033214_000000442011_00147_03708_1574.N1	15-NOV-2002 03:32:14	Bright	43.500	149	45Eps Per	2.8880	30000.	87	3708	No
80	GOM_NL__2PRFIN20021115_033359_000000412011_00147_03708_1575.N1	15-NOV-2002 03:33:59	Bright	41.000	35	33Alp Per	1.7950	6250.0	82	3708	No
81	GOM_NL__2PRFIN20021115_033550_000000352011_00147_03708_1576.N1	15-NOV-2002 03:35:50	Bright	35.000	110	37Del Cas	2.6780	8900.0	70	3708	No
82	GOM_NL__2PRFIN20021115_033746_000000592011_00147_03708_1577.N1	15-NOV-2002 03:37:46	Bright	59.000	6	13Alp Aur	0.080000	3400.0	118	3708	No
83	GOM_NL__2PRFIN20021115_034052_000000642011_00147_03708_1578.N1	15-NOV-2002 03:40:52	Bright	63.500	42	34Bet Aur	1.9000	10200.	127	3708	No
84	GOM_NL__2PRFIN20021115_034402_000000352011_00147_03708_1579.N1	15-NOV-2002 03:44:02	Bright	34.500	49	1Alp UMi	1.9900	6300.0	69	3708	No
85	GOM_NL__2PRFIN20021115_034822_000000382011_00147_03708_1580.N1	15-NOV-2002 03:48:22	Bright	37.500	60	7Bet UMi	2.0810	3950.0	75	3708	No
86	GOM_NL__2PRFIN20021115_035013_000000392011_00147_03708_1581.N1	15-NOV-2002 03:50:13	Bright	38.500	119	14Eta Dra	2.7270	4700.0	77	3708	No
87	GOM_NL__2PRFIN20021115_035143_000000462011_00147_03708_1582.N1	15-NOV-2002 03:51:43	Bright	45.500	36	50Alp UMa	1.8000	6300.0	91	3708	No
88	GOM_NL__2PRFIN20021115_035321_000000432011_00147_03708_1583.N1	15-NOV-2002 03:53:21	Bright	43.000	82	48Bet UMa	2.3650	10600.	86	3708	No
89	GOM_NL__2PRFIN20021115_035538_000000382011_00147_03708_1584.N1	15-NOV-2002 03:55:38	Bright	38.000	39	85Eta UMa	1.8540	24000.	76	3708	No
90	GOM_NL__2PRFIN20021115_035723_000000452011_00147_03708_1585.N1	15-NOV-2002 03:57:23	Bright	45.000	174	52Psi UMa	3.0040	4400.0	90	3708	No
91	GOM_NL__2PRFIN20021115_035907_000000382011_00147_03708_1586.N1	15-NOV-2002 03:59:07	Bright	37.500	152	12Alp2CVn	2.8900	11000.	75	3708	No
92	GOM_NL__2PRFIN20021115_040345_000000352011_00147_03708_1587.N1	15-NOV-2002 04:03:45	Bright	35.000	3	16Alp Boo	-0.050000	4250.0	70	3708	No
93	GOM_NL__2PRFIN20021115_040555_000000472011_00147_03708_1588.N1	15-NOV-2002 04:05:55	Bright	46.500	96	68Del Leo	2.5600	9300.0	93	3708	No
94	GOM_NL__2PRFIN20021115_040734_000000972011_00147_03708_1589.N1	15-NOV-2002 04:07:34	Bright	97.000	166	17Eps Leo	2.9800	6000.0	194	3708	No
95	GOM_NL__2PRFIN20021115_041039_000000382011_00147_03708_1590.N1	15-NOV-2002 04:10:39	Bright	38.000	121	29Gam Vir	2.7400	7200.0	76	3708	No
96	GOM_NL__2PRFIN20021115_041220_000000822011_00147_03708_1591.N1	15-NOV-2002 04:12:20	Tw_i_and_stray	82.000	22	32Alp Leo	1.3600	15200.	164	3708	No
97	GOM_NL__2PRFIN20021115_041650_000002552011_00147_03708_1592.N1	15-NOV-2002 04:16:50	Dark	255.00	1015	Jupiter	0.0000	0.0000	510	3708	Yes
98	GOM_NL__2PRFIN20021115_042328_000000402011_00147_03708_1593.N1	15-NOV-2002 04:23:28	Dark	39.500	64	Gam Cen	2.2000	10600.	79	3708	No
99	GOM_NL__2PRFIN20021115_042546_000000522011_00147_03708_1594.N1	15-NOV-2002 04:25:46	Dark	51.500	26	Gam Cru	1.6240	2900.0	103	3708	No
100	GOM_NL__2PRFIN20021115_042723_000000402011_00147_03708_1595.N1	15-NOV-2002 04:27:23	Dark	40.000	12	Alp1Cru	0.77500	30000.	80	3708	No
101	GOM_NL__2PRFIN20021115_042924_000000412011_00148_03709_1560.N1	15-NOV-2002 04:29:24	Dark	40.500	124	The Car	2.7640	30000.	81	3709	No

102	GOM_NL__2PRFIN20021115_043316_000000442011_00148_03709_1561.N1	15-NOV-2002 04:33:16	Dark	44.000	41	Eps Car	1.8600	4100.0	88	3709	No
103	GOM_NL__2PRFIN20021115_043500_000000552011_00148_03709_1562.N1	15-NOV-2002 04:35:00	Dark	54.500	70	Zet Pup	2.2460	39000.	109	3709	No
104	GOM_NL__2PRFIN20021115_043845_000000552011_00148_03709_1563.N1	15-NOV-2002 04:38:45	Dark	54.500	2	Alp Car	-0.73600	7000.0	109	3709	No
105	GOM_NL__2PRFIN20021115_044043_000000822011_00148_03709_1564.N1	15-NOV-2002 04:40:43	Dark	82.000	88	31Eta CMa	2.4480	20000.	164	3709	No
106	GOM_NL__2PRFIN20021115_044302_000000862011_00148_03709_1565.N1	15-NOV-2002 04:43:02	Dark	85.500	23	21Eps CMa	1.5020	26000.	171	3709	No
107	GOM_NL__2PRFIN20021115_044528_000000582011_00148_03709_1566.N1	15-NOV-2002 04:45:28	Dark	58.000	108	Alp Col	2.6520	15200.	116	3709	No
108	GOM_NL__2PRFIN20021115_044734_000000412011_00148_03709_1567.N1	15-NOV-2002 04:47:34	Straylight	40.500	157	The1Eri	2.9060	9300.0	81	3709	No
109	GOM_NL__2PRFIN20021115_045146_000001232011_00148_03709_1568.N1	15-NOV-2002 04:51:46	Straylight	122.50	47	2Bet CMa	1.9760	28000.	245	3709	No
110	GOM_NL__2PRFIN20021115_045735_000000862011_00148_03709_1569.N1	15-NOV-2002 04:57:35	Tw_i_and_stray	86.000	7	19Bet Ori	0.10000	14000.	172	3709	No
111	GOM_NL__2PRFIN20021115_050031_000000482011_00148_03709_1570.N1	15-NOV-2002 05:00:31	Tw_i_and_stray	48.000	94	92Alp Cet	2.5260	3100.0	96	3709	No
112	GOM_NL__2PRFIN20021115_050519_000000392011_00148_03709_1571.N1	15-NOV-2002 05:05:19	Bright	38.500	105	6Bet Ari	2.6450	8900.0	77	3709	No
113	GOM_NL__2PRFIN20021115_050738_000000462011_00148_03709_1572.N1	15-NOV-2002 05:07:38	Bright	46.000	146	25Eta Tau	2.8730	15200.	92	3709	No
114	GOM_NL__2PRFIN20021115_050920_000000382011_00148_03709_1573.N1	15-NOV-2002 05:09:20	Bright	37.500	173	4Bet Tri	3.0040	8900.0	75	3709	No
115	GOM_NL__2PRFIN20021115_051124_000000382011_00148_03709_1574.N1	15-NOV-2002 05:11:24	Bright	37.500	73	57Gam1And	2.2600	13100.	75	3709	No
116	GOM_NL__2PRFIN20021115_051250_000000442011_00148_03709_1575.N1	15-NOV-2002 05:12:50	Bright	43.500	149	45Eps Per	2.8880	30000.	87	3709	No
117	GOM_NL__2PRFIN20021115_051435_000000412011_00148_03709_1576.N1	15-NOV-2002 05:14:35	Bright	40.500	35	33Alp Per	1.7950	6250.0	81	3709	No
118	GOM_NL__2PRFIN20021115_051626_000000372011_00148_03709_1577.N1	15-NOV-2002 05:16:26	Bright	36.500	110	37Del Cas	2.6780	8900.0	73	3709	No
119	GOM_NL__2PRFIN20021115_051821_000000562011_00148_03709_1578.N1	15-NOV-2002 05:18:21	Bright	55.500	6	13Alp Aur	0.080000	3400.0	111	3709	No
120	GOM_NL__2PRFIN20021115_052127_000000652011_00148_03709_1579.N1	15-NOV-2002 05:21:27	Bright	64.500	42	34Bet Aur	1.9000	10200.	129	3709	No
121	GOM_NL__2PRFIN20021115_052438_000000352011_00148_03709_1580.N1	15-NOV-2002 05:24:38	Bright	34.500	49	1Alp UMi	1.9900	6300.0	69	3709	No
122	GOM_NL__2PRFIN20021115_052859_000000392011_00148_03709_1581.N1	15-NOV-2002 05:28:59	Bright	38.500	60	7Bet UMi	2.0810	3950.0	77	3709	No
123	GOM_NL__2PRFIN20021115_053049_000000372011_00148_03709_1582.N1	15-NOV-2002 05:30:49	Bright	37.000	119	14Eta Dra	2.7270	4700.0	74	3709	No
124	GOM_NL__2PRFIN20021115_053219_000000432011_00148_03709_1583.N1	15-NOV-2002 05:32:19	Bright	42.500	36	50Alp UMa	1.8000	6300.0	85	3709	No
125	GOM_NL__2PRFIN20021115_053357_000000432011_00148_03709_1584.N1	15-NOV-2002 05:33:57	Bright	43.000	82	48Bet UMa	2.3650	10600.	86	3709	No
126	GOM_NL__2PRFIN20021115_053615_000000352011_00148_03709_1585.N1	15-NOV-2002 05:36:15	Bright	34.500	39	85Eta UMa	1.8540	24000.	69	3709	No
127	GOM_NL__2PRFIN20021115_053759_000000452011_00148_03709_1586.N1	15-NOV-2002 05:37:59	Bright	45.000	174	52Psi UMa	3.0040	4400.0	90	3709	No
128	GOM_NL__2PRFIN20021115_053944_000000372011_00148_03709_1587.N1	15-NOV-2002 05:39:44	Bright	36.500	152	12Alp2CVn	2.8900	11000.	73	3709	No
129	GOM_NL__2PRFIN20021115_054421_000000342011_00148_03709_1588.N1	15-NOV-2002 05:44:21	Bright	34.000	3	16Alp Boo	-0.050000	4250.0	68	3709	No
130	GOM_NL__2PRFIN20021115_054631_000000482011_00148_03709_1589.N1	15-NOV-2002 05:46:31	Bright	47.500	96	68Del Leo	2.5600	9300.0	95	3709	No
131	GOM_NL__2PRFIN20021115_054811_000000952011_00148_03709_1590.N1	15-NOV-2002 05:48:11	Bright	94.500	166	17Eps Leo	2.9800	6000.0	189	3709	No
132	GOM_NL__2PRFIN20021115_055116_000000382011_00148_03709_1591.N1	15-NOV-2002 05:51:16	Bright	37.500	121	29Gam Vir	2.7400	7200.0	75	3709	No
133	GOM_NL__2PRFIN20021115_055257_000000862011_00148_03709_1592.N1	15-NOV-2002 05:52:57	Tw_i_and_stray	85.500	22	32Alp Leo	1.3600	15200.	171	3709	No
134	GOM_NL__2PRFIN20021115_055731_000002552011_00148_03709_1593.N1	15-NOV-2002 05:57:31	Dark	255.00	1015	Jupiter	0.0000	0.0000	510	3709	Yes
135	GOM_NL__2PRFIN20021115_060405_000000392011_00148_03709_1594.N1	15-NOV-2002 06:04:05	Dark	38.500	64	Gam Cen	2.2000	10600.	77	3709	No
136	GOM_NL__2PRFIN20021115_060622_000000442011_00148_03709_1595.N1	15-NOV-2002 06:06:22	Dark	44.000	26	Gam Cru	1.6240	2900.0	88	3709	No
137	GOM_NL__2PRFIN20021115_060759_000000422011_00148_03709_1596.N1	15-NOV-2002 06:07:59	Dark	41.500	12	Alp1Cru	0.77500	30000.	83	3709	No
138	GOM_NL__2PRFIN20021115_061001_000000372011_00149_03710_1560.N1	15-NOV-2002 06:10:01	Dark	37.000	124	The Car	2.7640	30000.	74	3710	No
139	GOM_NL__2PRFIN20021115_061352_000000552011_00149_03710_1561.N1	15-NOV-2002 06:13:52	Dark	54.500	41	Eps Car	1.8600	4100.0	109	3710	No
140	GOM_NL__2PRFIN20021115_061537_000000572011_00149_03710_1562.N1	15-NOV-2002 06:15:37	Dark	57.000	70	Zet Pup	2.2460	39000.	114	3710	No
141	GOM_NL__2PRFIN20021115_061922_000000612011_00149_03710_1563.N1	15-NOV-2002 06:19:22	Dark	61.000	2	Alp Car	-0.73600	7000.0	122	3710	No
142	GOM_NL__2PRFIN20021115_062121_000000822011_00149_03710_1564.N1	15-NOV-2002 06:21:21	Dark	81.500	88	31Eta CMa	2.4480	20000.	163	3710	No
143	GOM_NL__2PRFIN20021115_062339_000000802011_00149_03710_1565.N1	15-NOV-2002 06:23:39	Dark	80.000	23	21Eps CMa	1.5020	26000.	160	3710	No
144	GOM_NL__2PRFIN20021115_062605_000000572011_00149_03710_1566.N1	15-NOV-2002 06:26:05	Dark	56.500	108	Alp Col	2.6520	15200.	113	3710	No
145	GOM_NL__2PRFIN20021115_062810_000000412011_00149_03710_1567.N1	15-NOV-2002 06:28:10	Straylight	40.500	157	The1Eri	2.9060	9300.0	81	3710	No
146	GOM_NL__2PRFIN20021115_063312_000000762011_00149_03710_1568.N1	15-NOV-2002 06:33:12	Straylight	75.500	101	11Alp Lep	2.5820	7000.0	151	3710	No
147	GOM_NL__2PRFIN20021115_063530_000000552011_00149_03710_1569.N1	15-NOV-2002 06:35:30	Straylight	55.000	165	34Gam Eri	2.9500	3200.0	110	3710	No
148	GOM_NL__2PRFIN20021115_063810_000000872011_00149_03710_1570.N1	15-NOV-2002 06:38:10	Tw_i_and_stray	87.000	7	19Bet Ori	0.10000	14000.	174	3710	No
149	GOM_NL__2PRFIN20021115_064107_000000512011_00149_03710_1571.N1	15-NOV-2002 06:41:07	Tw_i_and_stray	51.000	94	92Alp Cet	2.5260	3100.0	102	3710	No
150	GOM_NL__2PRFIN20021115_064555_000000392011_00149_03710_1572.N1	15-NOV-2002 06:45:55	Bright	39.000	105	6Bet Ari	2.6450	8900.0	78	3710	No
151	GOM_NL__2PRFIN20021115_064813_000000462011_00149_03710_1573.N1	15-NOV-2002 06:48:13	Bright	46.000	146	25Eta Tau	2.8730	15200.	92	3710	No
152	GOM_NL__2PRFIN20021115_064956_000000372011_00149_03710_1574.N1	15-NOV-2002 06:49:56	Bright	37.000	173	4Bet Tri	3.0040	8900.0	74	3710	No
153	GOM_NL__2PRFIN20021115_065200_000000392011_00149_03710_1575.N1	15-NOV-2002 06:52:00	Bright	39.000	73	57Gam1And	2.2600	13100.	78	3710	No
154	GOM_NL__2PRFIN20021115_065325_000000462011_00149_03710_1576.N1	15-NOV-2002 06:53:25	Bright	46.000	149	45Eps Per	2.8880	30000.	92	3710	No
155	GOM_NL__2PRFIN20021115_065511_000000432011_00149_03710_1577.N1	15-NOV-2002 06:55:11	Bright	42.500	35	33Alp Per	1.7950	6250.0	85	3710	No
156	GOM_NL__2PRFIN20021115_065702_000000362011_00149_03710_1578.N1	15-NOV-2002 06:57:02	Bright	36.000	110	37Del Cas	2.6780	8900.0	72	3710	No
157	GOM_NL__2PRFIN20021115_065856_000000552011_00149_03710_1579.N1	15-NOV-2002 06:58:56	Bright	55.000	6	13Alp Aur	0.080000	3400.0	110	3710	No
158	GOM_NL__2PRFIN20021115_070201_000000602011_00149_03710_1580.N1	15-NOV-2002 07:02:01	Bright	60.000	42	34Bet Aur	1.9000	10200.	120	3710	No
159	GOM_NL__2PRFIN20021115_070514_000000372011_00149_03710_1581.N1	15-NOV-2002 07:05:14	Bright	37.000	49	1Alp UMi	1.9900	6300.0	74	3710	No
160	GOM_NL__2PRFIN20021115_070935_000000372011_00149_03710_1582.N1	15-NOV-2002 07:09:35	Bright	37.000	60	7Bet UMi	2.0810	3950.0	74	3710	No

161	GOM_NL__2PRFIN20021115_071126_000000382011_00149_03710_1583.N1	15-NOV-2002 07:11:26	Bright	38.000	119	14Eta Dra	2.7270	4700.0	76	3710	No
162	GOM_NL__2PRFIN20021115_071433_000000422011_00149_03710_1584.N1	15-NOV-2002 07:14:33	Bright	41.500	82	48Bet UMa	2.3650	10600.	83	3710	No
163	GOM_NL__2PRFIN20021115_071651_000000372011_00149_03710_1585.N1	15-NOV-2002 07:16:51	Bright	37.000	39	85Eta UMa	1.8540	24000.	74	3710	No
164	GOM_NL__2PRFIN20021115_071835_000000442011_00149_03710_1586.N1	15-NOV-2002 07:18:35	Bright	43.500	174	52Psi UMa	3.0040	4400.0	87	3710	No
165	GOM_NL__2PRFIN20021115_072020_000000362011_00149_03710_1587.N1	15-NOV-2002 07:20:20	Bright	35.500	152	12Alp2CVn	2.8900	11000.	71	3710	No
166	GOM_NL__2PRFIN20021115_072457_000000352011_00149_03710_1588.N1	15-NOV-2002 07:24:57	Bright	34.500	3	16Alp Boo	-0.050000	4250.0	69	3710	No
167	GOM_NL__2PRFIN20021115_072708_000000492011_00149_03710_1589.N1	15-NOV-2002 07:27:08	Bright	49.000	96	68Del Leo	2.5600	9300.0	98	3710	No
168	GOM_NL__2PRFIN20021115_072848_000000922011_00149_03710_1590.N1	15-NOV-2002 07:28:48	Bright	92.000	166	17Eps Leo	2.9800	6000.0	184	3710	No
169	GOM_NL__2PRFIN20021115_073152_000000382011_00149_03710_1591.N1	15-NOV-2002 07:31:52	Bright	38.000	121	29Gam Vir	2.7400	7200.0	76	3710	No
170	GOM_NL__2PRFIN20021115_073334_000000912011_00149_03710_1592.N1	15-NOV-2002 07:33:34	Twi_and_stray	90.500	22	32Alp Leo	1.3600	15200.	181	3710	No
171	GOM_NL__2PRFIN20021115_073616_000000402011_00149_03710_1593.N1	15-NOV-2002 07:36:16	Twi_and_stray	40.000	163	7Del Crv	2.9450	11000.	80	3710	No
172	GOM_NL__2PRFIN20021115_073812_000002552011_00149_03710_1594.N1	15-NOV-2002 07:38:12	Dark	255.00	1015	Jupiter	0.0000	0.0000	510	3710	Yes
173	GOM_NL__2PRFIN20021115_074441_000000402011_00149_03710_1595.N1	15-NOV-2002 07:44:41	Dark	39.500	64	Gam Cen	2.2000	10600.	79	3710	No
174	GOM_NL__2PRFIN20021115_074658_000000432011_00149_03710_1596.N1	15-NOV-2002 07:46:58	Dark	42.500	26	Gam Cru	1.6240	2900.0	85	3710	No
175	GOM_NL__2PRFIN20021115_074835_000000412011_00149_03710_1597.N1	15-NOV-2002 07:48:35	Dark	41.000	12	Alp1Cru	0.77500	30000.	82	3710	No
176	GOM_NL__2PRFIN20021115_111150_000000382011_00152_03713_1561.N1	15-NOV-2002 11:11:50	Dark	37.500	124	The Car	2.7640	30000.	75	3713	No
177	GOM_NL__2PRFIN20021115_111542_000000422011_00152_03713_1562.N1	15-NOV-2002 11:15:42	Dark	42.000	41	Eps Car	1.8600	4100.0	84	3713	No
178	GOM_NL__2PRFIN20021115_111729_000000582011_00152_03713_1563.N1	15-NOV-2002 11:17:29	Dark	57.500	70	Zet Pup	2.2460	39000.	115	3713	No
179	GOM_NL__2PRFIN20021115_112112_000000612011_00152_03713_1564.N1	15-NOV-2002 11:21:12	Dark	61.000	2	Alp Car	-0.73600	7000.0	122	3713	No
180	GOM_NL__2PRFIN20021115_112313_000000812011_00152_03713_1565.N1	15-NOV-2002 11:23:13	Dark	81.000	88	31Eta CMa	2.4480	20000.	162	3713	No
181	GOM_NL__2PRFIN20021115_112531_000000842011_00152_03713_1566.N1	15-NOV-2002 11:25:31	Dark	84.000	23	21Eps CMa	1.5020	26000.	168	3713	No
182	GOM_NL__2PRFIN20021115_112755_000000532011_00152_03713_1567.N1	15-NOV-2002 11:27:55	Dark	52.500	108	Alp Col	2.6520	15200.	105	3713	No
183	GOM_NL__2PRFIN20021115_112959_000000392011_00152_03713_1568.N1	15-NOV-2002 11:29:59	Straylight	39.000	157	The1Eri	2.9060	9300.0	78	3713	No
184	GOM_NL__2PRFIN20021115_113500_000000742011_00152_03713_1569.N1	15-NOV-2002 11:35:00	Straylight	73.500	101	11Alp Lep	2.5820	7000.0	147	3713	No
185	GOM_NL__2PRFIN20021115_113719_000000522011_00152_03713_1570.N1	15-NOV-2002 11:37:19	Straylight	52.000	165	34Gam Eri	2.9500	3200.0	104	3713	No
186	GOM_NL__2PRFIN20021115_113957_000000972011_00152_03713_1571.N1	15-NOV-2002 11:39:57	Twi_and_stray	97.000	7	19Bet Ori	0.10000	14000.	194	3713	No
187	GOM_NL__2PRFIN20021115_114255_000000552011_00152_03713_1572.N1	15-NOV-2002 11:42:55	Twi_and_stray	55.000	94	92Alp Cet	2.5260	3100.0	110	3713	No
188	GOM_NL__2PRFIN20021115_114743_000000382011_00152_03713_1573.N1	15-NOV-2002 11:47:43	Bright	37.500	105	6Bet Ari	2.6450	8900.0	75	3713	No
189	GOM_NL__2PRFIN20021115_115000_000000462011_00152_03713_1574.N1	15-NOV-2002 11:50:00	Bright	45.500	146	25Eta Tau	2.8730	15200.	91	3713	No
190	GOM_NL__2PRFIN20021115_115144_000000372011_00152_03713_1575.N1	15-NOV-2002 11:51:44	Bright	36.500	173	4Bet Tri	3.0040	8900.0	73	3713	No
191	GOM_NL__2PRFIN20021115_115348_000000392011_00152_03713_1576.N1	15-NOV-2002 11:53:48	Bright	39.000	73	57Gam1And	2.2600	13100.	78	3713	No
192	GOM_NL__2PRFIN20021115_115511_000000442011_00152_03713_1577.N1	15-NOV-2002 11:55:11	Bright	44.000	149	45Eps Per	2.8880	30000.	88	3713	No
193	GOM_NL__2PRFIN20021115_115657_000000422011_00152_03713_1578.N1	15-NOV-2002 11:56:57	Bright	42.000	35	33Alp Per	1.7950	6250.0	84	3713	No
194	GOM_NL__2PRFIN20021115_115850_000000382011_00152_03713_1579.N1	15-NOV-2002 11:58:50	Bright	37.500	110	37Del Cas	2.6780	8900.0	75	3713	No
195	GOM_NL__2PRFIN20021115_120040_000000552011_00152_03713_1580.N1	15-NOV-2002 12:00:40	Bright	55.000	6	13Alp Aur	0.080000	3400.0	110	3713	No
196	GOM_NL__2PRFIN20021115_120345_000000632011_00152_03713_1581.N1	15-NOV-2002 12:03:45	Bright	62.500	42	34Bet Aur	1.9000	10200.	125	3713	No
197	GOM_NL__2PRFIN20021115_120702_000000372011_00152_03713_1582.N1	15-NOV-2002 12:07:02	Bright	36.500	49	1Alp UMi	1.9900	6300.0	73	3713	No
198	GOM_NL__2PRFIN20021115_121123_000000382011_00152_03713_1583.N1	15-NOV-2002 12:11:23	Bright	38.000	60	7Bet UMi	2.0810	3950.0	76	3713	No
199	GOM_NL__2PRFIN20021115_121315_000000382011_00152_03713_1584.N1	15-NOV-2002 12:13:15	Bright	38.000	119	14Eta Dra	2.7270	4700.0	76	3713	No
200	GOM_NL__2PRFIN20021115_121620_000000392011_00152_03713_1585.N1	15-NOV-2002 12:16:20	Bright	39.000	82	48Bet UMa	2.3650	10600.	78	3713	No
201	GOM_NL__2PRFIN20021115_121839_000000382011_00152_03713_1586.N1	15-NOV-2002 12:18:39	Bright	38.000	39	85Eta UMa	1.8540	24000.	76	3713	No
202	GOM_NL__2PRFIN20021115_122022_000000422011_00152_03713_1587.N1	15-NOV-2002 12:20:22	Bright	42.000	174	52Psi UMa	3.0040	4400.0	84	3713	No
203	GOM_NL__2PRFIN20021115_122208_000000372011_00152_03713_1588.N1	15-NOV-2002 12:22:08	Bright	36.500	152	12Alp2CVn	2.8900	11000.	73	3713	No
204	GOM_NL__2PRFIN20021115_122645_000000342011_00152_03713_1589.N1	15-NOV-2002 12:26:45	Bright	34.000	3	16Alp Boo	-0.050000	4250.0	68	3713	No
205	GOM_NL__2PRFIN20021115_122857_000000482011_00152_03713_1590.N1	15-NOV-2002 12:28:57	Bright	48.000	96	68Del Leo	2.5600	9300.0	96	3713	No
206	GOM_NL__2PRFIN20021115_123038_000000962011_00152_03713_1591.N1	15-NOV-2002 12:30:38	Twi_and_stray	96.000	166	17Eps Leo	2.9800	6000.0	192	3713	No
207	GOM_NL__2PRFIN20021115_123341_000000452011_00152_03713_1592.N1	15-NOV-2002 12:33:41	Bright	45.000	121	29Gam Vir	2.7400	7200.0	90	3713	No
208	GOM_NL__2PRFIN20021115_123526_000000852011_00152_03713_1593.N1	15-NOV-2002 12:35:26	Twi_and_stray	85.000	22	32Alp Leo	1.3600	15200.	170	3713	No
209	GOM_NL__2PRFIN20021115_123805_000000392011_00152_03713_1594.N1	15-NOV-2002 12:38:05	Twi_and_stray	39.000	163	7Del Crv	2.9450	11000.	78	3713	No
210	GOM_NL__2PRFIN20021115_124016_000002552011_00152_03713_1595.N1	15-NOV-2002 12:40:16	Dark	255.00	1015	Jupiter	0.0000	0.0000	510	3713	Yes
211	GOM_NL__2PRFIN20021115_124629_000000412011_00152_03713_1596.N1	15-NOV-2002 12:46:29	Dark	41.000	64	Gam Cen	2.2000	10600.	82	3713	No
212	GOM_NL__2PRFIN20021115_124846_000000522011_00152_03713_1597.N1	15-NOV-2002 12:48:46	Dark	52.000	26	Gam Cru	1.6240	2900.0	104	3713	No
213	GOM_NL__2PRFIN20021115_125024_000000442011_00152_03713_1598.N1	15-NOV-2002 12:50:24	Dark	43.500	12	Alp1Cru	0.77500	30000.	87	3713	No
214	GOM_NL__2PRFIN20021115_125226_000000382011_00153_03714_1563.N1	15-NOV-2002 12:52:26	Dark	38.000	124	The Car	2.7640	30000.	76	3714	No
215	GOM_NL__2PRFIN20021115_125619_000000422011_00153_03714_1564.N1	15-NOV-2002 12:56:19	Dark	42.000	41	Eps Car	1.8600	4100.0	84	3714	No
216	GOM_NL__2PRFIN20021115_125806_000000592011_00153_03714_1565.N1	15-NOV-2002 12:58:06	Dark	58.500	70	Zet Pup	2.2460	39000.	117	3714	No
217	GOM_NL__2PRFIN20021115_130149_000000612011_00153_03714_1566.N1	15-NOV-2002 13:01:49	Dark	61.000	2	Alp Car	-0.73600	7000.0	122	3714	No
218	GOM_NL__2PRFIN20021115_130351_000000822011_00153_03714_1567.N1	15-NOV-2002 13:03:51	Dark	81.500	88	31Eta CMa	2.4480	20000.	163	3714	No
219	GOM_NL__2PRFIN20021115_130608_000000872011_00153_03714_1568.N1	15-NOV-2002 13:06:08	Dark	87.000	23	21Eps CMa	1.5020	26000.	174	3714	No



220	GOM_NL__2PRFIN20021115_130831_000000572011_00153_03714_1569.N1	15-NOV-2002 13:08:31	Dark	56.500	108	Alp Col	2.6520	15200.	113	3714	No
221	GOM_NL__2PRFIN20021115_131035_000000392011_00153_03714_1570.N1	15-NOV-2002 13:10:35	Straylight	39.000	157	The1Eri	2.9060	9300.0	78	3714	No
222	GOM_NL__2PRFIN20021115_131536_000000742011_00153_03714_1571.N1	15-NOV-2002 13:15:36	Straylight	74.000	101	11Alp Lep	2.5820	7000.0	148	3714	No
223	GOM_NL__2PRFIN20021115_131755_000000522011_00153_03714_1572.N1	15-NOV-2002 13:17:55	Straylight	51.500	165	34Gam Eri	2.9500	3200.0	103	3714	No
224	GOM_NL__2PRFIN20021115_132033_000000922011_00153_03714_1573.N1	15-NOV-2002 13:20:33	Tw_i_and_stray	91.500	7	19Bet Ori	0.10000	14000.	183	3714	No
225	GOM_NL__2PRFIN20021115_132331_000000512011_00153_03714_1574.N1	15-NOV-2002 13:23:31	Tw_i_and_stray	51.000	94	92Alp Cet	2.5260	3100.0	102	3714	No
226	GOM_NL__2PRFIN20021115_132819_000000382011_00153_03714_1575.N1	15-NOV-2002 13:28:19	Bright	38.000	105	6Bet Ari	2.6450	8900.0	76	3714	No
227	GOM_NL__2PRFIN20021115_133036_000000452011_00153_03714_1576.N1	15-NOV-2002 13:30:36	Bright	45.000	146	25Eta Tau	2.8730	15200.	90	3714	No
228	GOM_NL__2PRFIN20021115_133219_000000372011_00153_03714_1577.N1	15-NOV-2002 13:32:19	Bright	36.500	173	4Bet Tri	3.0040	8900.0	73	3714	No
229	GOM_NL__2PRFIN20021115_133424_000000372011_00153_03714_1578.N1	15-NOV-2002 13:34:24	Bright	36.500	73	57Gam1And	2.2600	13100.	73	3714	No
230	GOM_NL__2PRFIN20021115_133547_000000442011_00153_03714_1579.N1	15-NOV-2002 13:35:47	Bright	44.000	149	45Eps Per	2.8880	30000.	88	3714	No
231	GOM_NL__2PRFIN20021115_133733_000000422011_00153_03714_1580.N1	15-NOV-2002 13:37:33	Bright	42.000	35	33Alp Per	1.7950	6250.0	84	3714	No
232	GOM_NL__2PRFIN20021115_133926_000000372011_00153_03714_1581.N1	15-NOV-2002 13:39:26	Bright	36.500	110	37Del Cas	2.6780	8900.0	73	3714	No
233	GOM_NL__2PRFIN20021115_134115_000000572011_00153_03714_1582.N1	15-NOV-2002 13:41:15	Bright	57.000	6	13Alp Aur	0.080000	3400.0	114	3714	No
234	GOM_NL__2PRFIN20021115_134419_000000602011_00153_03714_1583.N1	15-NOV-2002 13:44:19	Bright	59.500	42	34Bet Aur	1.9000	10200.	119	3714	No
235	GOM_NL__2PRFIN20021115_134738_000000342011_00153_03714_1584.N1	15-NOV-2002 13:47:38	Bright	34.000	49	1Alp UMi	1.9900	6300.0	68	3714	No
236	GOM_NL__2PRFIN20021115_135159_000000352011_00153_03714_1585.N1	15-NOV-2002 13:51:59	Bright	34.500	60	7Bet UMi	2.0810	3950.0	69	3714	No
237	GOM_NL__2PRFIN20021115_135351_000000342011_00153_03714_1586.N1	15-NOV-2002 13:53:51	Bright	33.500	119	14Eta Dra	2.7270	4700.0	67	3714	No
238	GOM_NL__2PRFIN20021115_135656_000000442011_00153_03714_1587.N1	15-NOV-2002 13:56:56	Bright	44.000	82	48Bet UMa	2.3650	10600.	88	3714	No
239	GOM_NL__2PRFIN20021115_135915_000000372011_00153_03714_1588.N1	15-NOV-2002 13:59:15	Bright	37.000	39	85Eta UMa	1.8540	24000.	74	3714	No
240	GOM_NL__2PRFIN20021115_140058_000000462011_00153_03714_1589.N1	15-NOV-2002 14:00:58	Bright	45.500	174	52Psi UMa	3.0040	4400.0	91	3714	No
241	GOM_NL__2PRFIN20021115_140244_000000382011_00153_03714_1590.N1	15-NOV-2002 14:02:44	Bright	37.500	152	12Alp2CVn	2.8900	11000.	75	3714	No
242	GOM_NL__2PRFIN20021115_140721_000000342011_00153_03714_1591.N1	15-NOV-2002 14:07:21	Bright	34.000	3	16Alp Boo	-0.050000	4250.0	68	3714	No
243	GOM_NL__2PRFIN20021115_140933_000000492011_00153_03714_1592.N1	15-NOV-2002 14:09:33	Bright	49.000	96	68Del Leo	2.5600	9300.0	98	3714	No
244	GOM_NL__2PRFIN20021115_141115_000000992011_00153_03714_1593.N1	15-NOV-2002 14:11:15	Tw_i_and_stray	98.500	166	17Eps Leo	2.9800	6000.0	197	3714	No
245	GOM_NL__2PRFIN20021115_141417_000000532011_00153_03714_1594.N1	15-NOV-2002 14:14:17	Bright	53.000	121	29Gam Vir	2.7400	7200.0	106	3714	No
246	GOM_NL__2PRFIN20021115_141603_000000962011_00153_03714_1595.N1	15-NOV-2002 14:16:03	Tw_i_and_stray	95.500	22	32Alp Leo	1.3600	15200.	191	3714	No
247	GOM_NL__2PRFIN20021115_141841_000000402011_00153_03714_1596.N1	15-NOV-2002 14:18:41	Tw_i_and_stray	40.000	163	7Del Crv	2.9450	11000.	80	3714	No
248	GOM_NL__2PRFIN20021115_142058_000002552011_00153_03714_1597.N1	15-NOV-2002 14:20:58	Dark	255.00	1015	Jupiter	0.0000	0.0000	510	3714	Yes
249	GOM_NL__2PRFIN20021115_142706_000000392011_00153_03714_1598.N1	15-NOV-2002 14:27:06	Dark	39.000	64	Gam Cen	2.2000	10600.	78	3714	No
250	GOM_NL__2PRFIN20021115_142922_000000432011_00153_03714_1599.N1	15-NOV-2002 14:29:22	Dark	43.000	26	Gam Cru	1.6240	2900.0	86	3714	No
251	GOM_NL__2PRFIN20021115_143100_000000452011_00153_03714_1600.N1	15-NOV-2002 14:31:00	Dark	45.000	12	Alp1Cru	0.77500	30000.	90	3714	No
252	GOM_NL__2PRFIN20021115_143303_000000372011_00154_03715_1600.N1	15-NOV-2002 14:33:03	Dark	36.500	124	The Car	2.7640	30000.	73	3715	No
253	GOM_NL__2PRFIN20021115_143656_000000442011_00154_03715_1601.N1	15-NOV-2002 14:36:56	Dark	44.000	41	Eps Car	1.8600	4100.0	88	3715	No
254	GOM_NL__2PRFIN20021115_143844_000000562011_00154_03715_1602.N1	15-NOV-2002 14:38:44	Dark	56.000	70	Zet Pup	2.2460	39000.	112	3715	No
255	GOM_NL__2PRFIN20021115_144226_000000612011_00154_03715_1603.N1	15-NOV-2002 14:42:26	Dark	61.000	2	Alp Car	-0.73600	7000.0	122	3715	No
256	GOM_NL__2PRFIN20021115_144429_000000772011_00154_03715_1604.N1	15-NOV-2002 14:44:29	Dark	77.000	88	31Eta CMa	2.4480	20000.	154	3715	No
257	GOM_NL__2PRFIN20021115_144645_000000812011_00154_03715_1605.N1	15-NOV-2002 14:46:45	Dark	80.500	23	21Eps CMa	1.5020	26000.	161	3715	No
258	GOM_NL__2PRFIN20021115_144908_000000522011_00154_03715_1606.N1	15-NOV-2002 14:49:08	Dark	51.500	108	Alp Col	2.6520	15200.	103	3715	No
259	GOM_NL__2PRFIN20021115_145111_000000382011_00154_03715_1607.N1	15-NOV-2002 14:51:11	Straylight	37.500	157	The1Eri	2.9060	9300.0	75	3715	No
260	GOM_NL__2PRFIN20021115_145613_000000712011_00154_03715_1608.N1	15-NOV-2002 14:56:13	Straylight	71.000	101	11Alp Lep	2.5820	7000.0	142	3715	No
261	GOM_NL__2PRFIN20021115_145832_000000502011_00154_03715_1609.N1	15-NOV-2002 14:58:32	Straylight	49.500	165	34Gam Eri	2.9500	3200.0	99	3715	No
262	GOM_NL__2PRFIN20021115_150108_000000822011_00154_03715_1610.N1	15-NOV-2002 15:01:08	Tw_i_and_stray	82.000	7	19Bet Ori	0.10000	14000.	164	3715	No
263	GOM_NL__2PRFIN20021115_150407_000000552011_00154_03715_1611.N1	15-NOV-2002 15:04:07	Tw_i_and_stray	55.000	94	92Alp Cet	2.5260	3100.0	110	3715	No
264	GOM_NL__2PRFIN20021115_150856_000000372011_00154_03715_1612.N1	15-NOV-2002 15:08:56	Bright	37.000	105	6Bet Ari	2.6450	8900.0	74	3715	No
265	GOM_NL__2PRFIN20021115_151111_000000462011_00154_03715_1613.N1	15-NOV-2002 15:11:11	Bright	46.000	146	25Eta Tau	2.8730	15200.	92	3715	No
266	GOM_NL__2PRFIN20021115_151254_000000392011_00154_03715_1614.N1	15-NOV-2002 15:12:54	Bright	38.500	173	4Bet Tri	3.0040	8900.0	77	3715	No
267	GOM_NL__2PRFIN20021115_151458_000000412011_00154_03715_1615.N1	15-NOV-2002 15:14:58	Bright	41.000	73	57Gam1And	2.2600	13100.	82	3715	No
268	GOM_NL__2PRFIN20021115_151807_000000412011_00154_03715_1616.N1	15-NOV-2002 15:18:07	Bright	40.500	35	33Alp Per	1.7950	6250.0	81	3715	No
269	GOM_NL__2PRFIN20021115_152001_000000372011_00154_03715_1617.N1	15-NOV-2002 15:20:01	Bright	37.000	110	37Del Cas	2.6780	8900.0	74	3715	No
270	GOM_NL__2PRFIN20021115_152150_000000622011_00154_03715_1618.N1	15-NOV-2002 15:21:50	Bright	61.500	6	13Alp Aur	0.080000	3400.0	123	3715	No
271	GOM_NL__2PRFIN20021115_152453_000000652011_00154_03715_1619.N1	15-NOV-2002 15:24:53	Bright	64.500	42	34Bet Aur	1.9000	10200.	129	3715	No
272	GOM_NL__2PRFIN20021115_152812_000000392011_00154_03715_1620.N1	15-NOV-2002 15:28:12	Bright	38.500	49	1Alp UMi	1.9900	6300.0	77	3715	No
273	GOM_NL__2PRFIN20021115_153231_000000412011_00154_03715_1621.N1	15-NOV-2002 15:32:31	Bright	40.500	60	7Bet UMi	2.0810	3950.0	81	3715	No
274	GOM_NL__2PRFIN20021115_153426_000000392011_00154_03715_1622.N1	15-NOV-2002 15:34:26	Bright	39.000	119	14Eta Dra	2.7270	4700.0	78	3715	No
275	GOM_NL__2PRFIN20021115_153731_000000442011_00154_03715_1623.N1	15-NOV-2002 15:37:31	Bright	43.500	82	48Bet UMa	2.3650	10600.	87	3715	No
276	GOM_NL__2PRFIN20021115_153949_000000382011_00154_03715_1624.N1	15-NOV-2002 15:39:49	Bright	37.500	39	85Eta UMa	1.8540	24000.	75	3715	No
277	GOM_NL__2PRFIN20021115_154133_000000452011_00154_03715_1625.N1	15-NOV-2002 15:41:33	Bright	44.500	174	52Psi UMa	3.0040	4400.0	89	3715	No
278	GOM_NL__2PRFIN20021115_154319_000000372011_00154_03715_1626.N1	15-NOV-2002 15:43:19	Bright	36.500	152	12Alp2CVn	2.8900	11000.	73	3715	No

279	GOM_NL__2PRFIN20021115_154756_000000362011_00154_03715_1627.N1	15-NOV-2002 15:47:56	Bright	36.000	3	16Alp Boo	-0.050000	4250.0	72	3715	No
280	GOM_NL__2PRFIN20021115_155008_000000522011_00154_03715_1628.N1	15-NOV-2002 15:50:08	Bright	52.000	96	68Del Leo	2.5600	9300.0	104	3715	No
281	GOM_NL__2PRFIN20021115_155151_000000982011_00154_03715_1629.N1	15-NOV-2002 15:51:51	Tw_i_and_stray	98.000	166	17Eps Leo	2.9800	6000.0	196	3715	No
282	GOM_NL__2PRFIN20021115_155640_000000902011_00154_03715_1630.N1	15-NOV-2002 15:56:40	Tw_i_and_stray	89.500	22	32Alp Leo	1.3600	15200.	179	3715	No
283	GOM_NL__2PRFIN20021115_155954_000000442011_00154_03715_1631.N1	15-NOV-2002 15:59:54	Tw_i_and_stray	43.500	100	4Gam Crv	2.5800	13100.	87	3715	No
284	GOM_NL__2PRFIN20021115_160139_000002552011_00154_03715_1632.N1	15-NOV-2002 16:01:39	Dark	255.00	1015	Jupiter	0.0000	0.0000	510	3715	Yes
285	GOM_NL__2PRFIN20021115_160741_000000392011_00154_03715_1633.N1	15-NOV-2002 16:07:41	Dark	39.000	64	Gam Cen	2.2000	10600.	78	3715	No
286	GOM_NL__2PRFIN20021115_160958_000000522011_00154_03715_1634.N1	15-NOV-2002 16:09:58	Dark	52.000	26	Gam Cru	1.6240	2900.0	104	3715	No
287	GOM_NL__2PRFIN20021115_161135_000000502011_00154_03715_1635.N1	15-NOV-2002 16:11:35	Dark	49.500	12	Alp1Cru	0.77500	30000.	99	3715	No
288	GOM_NL__2PRFIN20021115_161338_000000392011_00155_03716_1583.N1	15-NOV-2002 16:13:38	Dark	38.500	124	The Car	2.7640	30000.	77	3716	No
289	GOM_NL__2PRFIN20021115_161731_000000442011_00155_03716_1584.N1	15-NOV-2002 16:17:31	Dark	43.500	41	Eps Car	1.8600	4100.0	87	3716	No
290	GOM_NL__2PRFIN20021115_161917_000000602011_00155_03716_1585.N1	15-NOV-2002 16:19:17	Dark	60.000	70	Zet Pup	2.2460	39000.	120	3716	No
291	GOM_NL__2PRFIN20021115_162300_000000612011_00155_03716_1586.N1	15-NOV-2002 16:23:00	Dark	61.000	2	Alp Car	-0.73600	7000.0	122	3716	No
292	GOM_NL__2PRFIN20021115_162505_000000852011_00155_03716_1587.N1	15-NOV-2002 16:25:05	Dark	84.500	88	31Eta CMa	2.4480	20000.	169	3716	No
293	GOM_NL__2PRFIN20021115_162721_000000792011_00155_03716_1588.N1	15-NOV-2002 16:27:21	Dark	78.500	23	21Eps CMa	1.5020	26000.	157	3716	No
294	GOM_NL__2PRFIN20021115_193450_000000402011_00157_03718_1583.N1	15-NOV-2002 19:34:50	Dark	40.000	124	The Car	2.7640	30000.	80	3718	No
295	GOM_NL__2PRFIN20021115_193843_000000432011_00157_03718_1584.N1	15-NOV-2002 19:38:43	Dark	43.000	41	Eps Car	1.8600	4100.0	86	3718	No
296	GOM_NL__2PRFIN20021115_194032_000000592011_00157_03718_1585.N1	15-NOV-2002 19:40:32	Dark	59.000	70	Zet Pup	2.2460	39000.	118	3718	No
297	GOM_NL__2PRFIN20021115_194412_000000612011_00157_03718_1586.N1	15-NOV-2002 19:44:12	Dark	61.000	2	Alp Car	-0.73600	7000.0	122	3718	No
298	GOM_NL__2PRFIN20021115_194619_000000862011_00157_03718_1587.N1	15-NOV-2002 19:46:19	Dark	85.500	88	31Eta CMa	2.4480	20000.	171	3718	No
299	GOM_NL__2PRFIN20021115_194836_000000872011_00157_03718_1588.N1	15-NOV-2002 19:48:36	Dark	86.500	23	21Eps CMa	1.5020	26000.	173	3718	No
300	GOM_NL__2PRFIN20021115_195056_000000602011_00157_03718_1589.N1	15-NOV-2002 19:50:56	Dark	59.500	108	Alp Col	2.6520	15200.	119	3718	No
301	GOM_NL__2PRFIN20021115_195258_000000412011_00157_03718_1590.N1	15-NOV-2002 19:52:58	Straylight	41.000	157	The1Eri	2.9060	9300.0	82	3718	No
302	GOM_NL__2PRFIN20021115_195800_000000752011_00157_03718_1591.N1	15-NOV-2002 19:58:00	Straylight	74.500	101	11Alp Lep	2.5820	7000.0	149	3718	No
303	GOM_NL__2PRFIN20021115_200018_000000532011_00157_03718_1592.N1	15-NOV-2002 20:00:18	Straylight	53.000	165	34Gam Eri	2.9500	3200.0	106	3718	No
304	GOM_NL__2PRFIN20021115_200254_000000862011_00157_03718_1593.N1	15-NOV-2002 20:02:54	Tw_i_and_stray	86.000	7	19Bet Ori	0.10000	14000.	172	3718	No
305	GOM_NL__2PRFIN20021115_200553_000000502011_00157_03718_1594.N1	15-NOV-2002 20:05:53	Tw_i_and_stray	50.000	94	92Alp Cet	2.5260	3100.0	100	3718	No
306	GOM_NL__2PRFIN20021115_201043_000000382011_00157_03718_1595.N1	15-NOV-2002 20:10:43	Bright	37.500	105	6Bet Ari	2.6450	8900.0	75	3718	No
307	GOM_NL__2PRFIN20021115_201256_000000452011_00157_03718_1596.N1	15-NOV-2002 20:12:56	Bright	44.500	146	25Eta Tau	2.8730	15200.	89	3718	No
308	GOM_NL__2PRFIN20021115_201442_000000392011_00157_03718_1597.N1	15-NOV-2002 20:14:42	Bright	38.500	173	4Bet Tri	3.0040	8900.0	77	3718	No
309	GOM_NL__2PRFIN20021115_201646_000000412011_00157_03718_1598.N1	15-NOV-2002 20:16:46	Bright	40.500	73	57Gam1And	2.2600	13100.	81	3718	No
310	GOM_NL__2PRFIN20021115_201954_000000422011_00157_03718_1599.N1	15-NOV-2002 20:19:54	Bright	42.000	35	33Alp Per	1.7950	6250.0	84	3718	No
311	GOM_NL__2PRFIN20021115_202150_000000362011_00157_03718_1600.N1	15-NOV-2002 20:21:50	Bright	36.000	110	37Del Cas	2.6780	8900.0	72	3718	No
312	GOM_NL__2PRFIN20021115_202331_000000592011_00157_03718_1601.N1	15-NOV-2002 20:23:31	Bright	58.500	6	13Alp Aur	0.080000	3400.0	117	3718	No
313	GOM_NL__2PRFIN20021115_202636_000000632011_00157_03718_1602.N1	15-NOV-2002 20:26:36	Bright	63.000	42	34Bet Aur	1.9000	10200.	126	3718	No
314	GOM_NL__2PRFIN20021115_203000_000000382011_00157_03718_1603.N1	15-NOV-2002 20:30:00	Bright	37.500	49	1Alp UMi	1.9900	6300.0	75	3718	No
315	GOM_NL__2PRFIN20021115_203421_000000372011_00157_03718_1604.N1	15-NOV-2002 20:34:21	Bright	37.000	60	7Bet UMi	2.0810	3950.0	74	3718	No
316	GOM_NL__2PRFIN20021115_203615_000000382011_00157_03718_1605.N1	15-NOV-2002 20:36:15	Bright	38.000	119	14Eta Dra	2.7270	4700.0	76	3718	No
317	GOM_NL__2PRFIN20021115_203916_000000452011_00157_03718_1606.N1	15-NOV-2002 20:39:16	Bright	45.000	82	48Bet UMa	2.3650	10600.	90	3718	No
318	GOM_NL__2PRFIN20021115_204138_000000382011_00157_03718_1607.N1	15-NOV-2002 20:41:38	Bright	38.000	39	85Eta UMa	1.8540	24000.	76	3718	No
319	GOM_NL__2PRFIN20021115_204320_000000452011_00157_03718_1608.N1	15-NOV-2002 20:43:20	Bright	45.000	174	52Psi UMa	3.0040	4400.0	90	3718	No
320	GOM_NL__2PRFIN20021115_204507_000000372011_00157_03718_1609.N1	15-NOV-2002 20:45:07	Bright	36.500	152	12Alp2CVn	2.8900	11000.	73	3718	No
321	GOM_NL__2PRFIN20021115_204945_000000362011_00157_03718_1610.N1	15-NOV-2002 20:49:45	Bright	36.000	3	16Alp Boo	-0.050000	4250.0	72	3718	No
322	GOM_NL__2PRFIN20021115_205156_000000522011_00157_03718_1611.N1	15-NOV-2002 20:51:56	Bright	51.500	96	68Del Leo	2.5600	9300.0	103	3718	No
323	GOM_NL__2PRFIN20021115_205342_000000942011_00157_03718_1612.N1	15-NOV-2002 20:53:42	Tw_i_and_stray	93.500	166	17Eps Leo	2.9800	6000.0	187	3718	No
324	GOM_NL__2PRFIN20021115_205832_000000942011_00157_03718_1613.N1	15-NOV-2002 20:58:32	Tw_i_and_stray	93.500	22	32Alp Leo	1.3600	15200.	187	3718	No
325	GOM_NL__2PRFIN20021115_210143_000000462011_00157_03718_1614.N1	15-NOV-2002 21:01:43	Tw_i_and_stray	45.500	100	4Gam Crv	2.5800	13100.	91	3718	No
326	GOM_NL__2PRFIN20021115_210347_000002552011_00157_03718_1615.N1	15-NOV-2002 21:03:47	Dark	255.00	1015	Jupiter	0.0000	0.0000	510	3718	Yes
327	GOM_NL__2PRFIN20021115_210930_000000402011_00157_03718_1616.N1	15-NOV-2002 21:09:30	Dark	40.000	64	Gam Cen	2.2000	10600.	80	3718	No
328	GOM_NL__2PRFIN20021115_211147_000000522011_00157_03718_1617.N1	15-NOV-2002 21:11:47	Dark	52.000	26	Gam Cru	1.6240	2900.0	104	3718	No
329	GOM_NL__2PRFIN20021115_211324_000000472011_00157_03718_1618.N1	15-NOV-2002 21:13:24	Dark	47.000	12	Alp1Cru	0.77500	30000.	94	3718	No
330	GOM_NL__2PRFIN20021115_211527_000000412011_00158_03719_1592.N1	15-NOV-2002 21:15:27	Dark	40.500	124	The Car	2.7640	30000.	81	3719	No
331	GOM_NL__2PRFIN20021115_211920_000000462011_00158_03719_1593.N1	15-NOV-2002 21:19:20	Dark	46.000	41	Eps Car	1.8600	4100.0	92	3719	No
332	GOM_NL__2PRFIN20021115_212111_000000582011_00158_03719_1594.N1	15-NOV-2002 21:21:11	Dark	57.500	70	Zet Pup	2.2460	39000.	115	3719	No
333	GOM_NL__2PRFIN20021115_212451_000000602011_00158_03719_1595.N1	15-NOV-2002 21:24:51	Dark	59.500	2	Alp Car	-0.73600	7000.0	119	3719	No
334	GOM_NL__2PRFIN20021115_212657_000000802011_00158_03719_1596.N1	15-NOV-2002 21:26:57	Dark	79.500	88	31Eta CMa	2.4480	20000.	159	3719	No
335	GOM_NL__2PRFIN20021115_212913_000000832011_00158_03719_1597.N1	15-NOV-2002 21:29:13	Dark	82.500	23	21Eps CMa	1.5020	26000.	165	3719	No
336	GOM_NL__2PRFIN20021115_213133_000000552011_00158_03719_1598.N1	15-NOV-2002 21:31:33	Dark	55.000	108	Alp Col	2.6520	15200.	110	3719	No
337	GOM_NL__2PRFIN20021115_213334_000000422011_00158_03719_1599.N1	15-NOV-2002 21:33:34	Straylight	41.500	157	The1Eri	2.9060	9300.0	83	3719	No

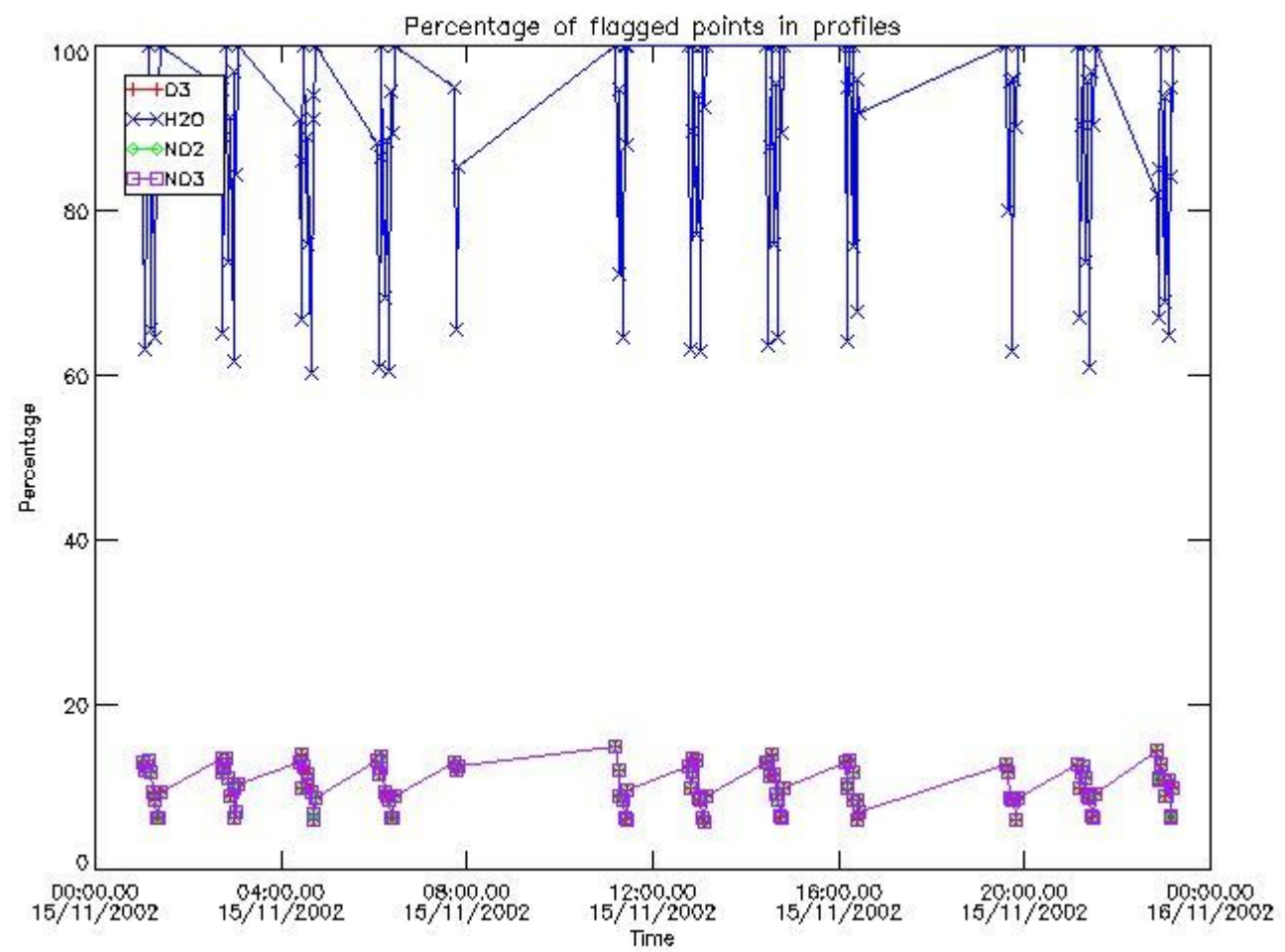
338	GOM_NL__2PRFIN20021115_213836_000000772011_00158_03719_1600.N1	15-NOV-2002 21:38:36	Straylight	76.500	101	11Alp Lep	2.5820	7000.0	153	3719	No
339	GOM_NL__2PRFIN20021115_214054_000000542011_00158_03719_1601.N1	15-NOV-2002 21:40:54	Straylight	54.000	165	34Gam Eri	2.9500	3200.0	108	3719	No
340	GOM_NL__2PRFIN20021115_214330_000000872011_00158_03719_1602.N1	15-NOV-2002 21:43:30	Twilight_stray	87.000	7	19Bet Ori	0.10000	14000.	174	3719	No
341	GOM_NL__2PRFIN20021115_214630_000000502011_00158_03719_1603.N1	15-NOV-2002 21:46:30	Twilight_stray	49.500	94	92Alp Cet	2.5260	3100.0	99	3719	No
342	GOM_NL__2PRFIN20021115_215119_000000372011_00158_03719_1604.N1	15-NOV-2002 21:51:19	Bright	36.500	105	6Bet Ari	2.6450	8900.0	73	3719	No
343	GOM_NL__2PRFIN20021115_215332_000000472011_00158_03719_1605.N1	15-NOV-2002 21:53:32	Bright	47.000	146	25Eta Tau	2.8730	15200.	94	3719	No
344	GOM_NL__2PRFIN20021115_215517_000000382011_00158_03719_1606.N1	15-NOV-2002 21:55:17	Bright	37.500	173	4Bet Tri	3.0040	8900.0	75	3719	No
345	GOM_NL__2PRFIN20021115_215722_000000382011_00158_03719_1607.N1	15-NOV-2002 21:57:22	Bright	37.500	73	57Gam1And	2.2600	13100.	75	3719	No
346	GOM_NL__2PRFIN20021115_220027_000000452011_00158_03719_1608.N1	15-NOV-2002 22:00:27	Bright	45.000	35	33Alp Per	1.7950	6250.0	90	3719	No
347	GOM_NL__2PRFIN20021115_220226_000000372011_00158_03719_1609.N1	15-NOV-2002 22:02:26	Bright	37.000	110	37Del Cas	2.6780	8900.0	74	3719	No
348	GOM_NL__2PRFIN20021115_220408_000000612011_00158_03719_1610.N1	15-NOV-2002 22:04:08	Bright	61.000	6	13Alp Aur	0.080000	3400.0	122	3719	No
349	GOM_NL__2PRFIN20021115_220711_000000652011_00158_03719_1611.N1	15-NOV-2002 22:07:11	Bright	65.000	42	34Bet Aur	1.9000	10200.	130	3719	No
350	GOM_NL__2PRFIN20021115_221036_000000382011_00158_03719_1612.N1	15-NOV-2002 22:10:36	Bright	37.500	49	1Alp UMi	1.9900	6300.0	75	3719	No
351	GOM_NL__2PRFIN20021115_221457_000000372011_00158_03719_1613.N1	15-NOV-2002 22:14:57	Bright	36.500	60	7Bet UMi	2.0810	3950.0	73	3719	No
352	GOM_NL__2PRFIN20021115_221651_000000392011_00158_03719_1614.N1	15-NOV-2002 22:16:51	Bright	38.500	119	14Eta Dra	2.7270	4700.0	77	3719	No
353	GOM_NL__2PRFIN20021115_221951_000000452011_00158_03719_1615.N1	15-NOV-2002 22:19:51	Bright	45.000	82	48Bet UMa	2.3650	10600.	90	3719	No
354	GOM_NL__2PRFIN20021115_222212_000000402011_00158_03719_1616.N1	15-NOV-2002 22:22:12	Bright	40.000	39	85Eta UMa	1.8540	24000.	80	3719	No
355	GOM_NL__2PRFIN20021115_222356_000000472011_00158_03719_1617.N1	15-NOV-2002 22:23:56	Bright	47.000	174	52Psi UMa	3.0040	4400.0	94	3719	No
356	GOM_NL__2PRFIN20021115_222543_000000472011_00158_03719_1618.N1	15-NOV-2002 22:25:43	Bright	46.500	152	12Alp2CVn	2.8900	11000.	93	3719	No
357	GOM_NL__2PRFIN20021115_223021_000000362011_00158_03719_1619.N1	15-NOV-2002 22:30:21	Bright	35.500	3	16Alp Boo	-0.050000	4250.0	71	3719	No
358	GOM_NL__2PRFIN20021115_223233_000000512011_00158_03719_1620.N1	15-NOV-2002 22:32:33	Bright	51.000	96	68Del Leo	2.5600	9300.0	102	3719	No
359	GOM_NL__2PRFIN20021115_223419_000000972011_00158_03719_1621.N1	15-NOV-2002 22:34:19	Twilight_stray	97.000	166	17Eps Leo	2.9800	6000.0	194	3719	No
360	GOM_NL__2PRFIN20021115_223910_000000842011_00158_03719_1622.N1	15-NOV-2002 22:39:10	Twilight_stray	84.000	22	32Alp Leo	1.3600	15200.	168	3719	No
361	GOM_NL__2PRFIN20021115_224217_000000452011_00158_03719_1623.N1	15-NOV-2002 22:42:17	Twilight_stray	45.000	100	4Gam Crv	2.5800	13100.	90	3719	No
362	GOM_NL__2PRFIN20021115_224429_000002552011_00158_03719_1624.N1	15-NOV-2002 22:44:29	Dark	255.00	1015	Jupiter	0.0000	0.0000	510	3719	Yes
363	GOM_NL__2PRFIN20021115_225006_000000392011_00158_03719_1625.N1	15-NOV-2002 22:50:06	Dark	39.000	64	Gam Cen	2.2000	10600.	78	3719	No
364	GOM_NL__2PRFIN20021115_225223_000000462011_00158_03719_1626.N1	15-NOV-2002 22:52:23	Dark	46.000	26	Gam Cru	1.6240	2900.0	92	3719	No
365	GOM_NL__2PRFIN20021115_225400_000000482011_00158_03719_1627.N1	15-NOV-2002 22:54:00	Dark	47.500	12	Alp1Cru	0.77500	30000.	95	3719	No
366	GOM_NL__2PRFIN20021115_225603_000000402011_00159_03720_1603.N1	15-NOV-2002 22:56:03	Dark	40.000	124	The Car	2.7640	30000.	80	3720	No
367	GOM_NL__2PRFIN20021115_225957_000000472011_00159_03720_1604.N1	15-NOV-2002 22:59:57	Dark	47.000	41	Eps Car	1.8600	4100.0	94	3720	No
368	GOM_NL__2PRFIN20021115_230148_000000572011_00159_03720_1605.N1	15-NOV-2002 23:01:48	Dark	57.000	70	Zet Pup	2.2460	39000.	114	3720	No
369	GOM_NL__2PRFIN20021115_230526_000000522011_00159_03720_1606.N1	15-NOV-2002 23:05:26	Dark	51.500	2	Alp Car	-0.73600	7000.0	103	3720	No
370	GOM_NL__2PRFIN20021115_230735_000000792011_00159_03720_1607.N1	15-NOV-2002 23:07:35	Dark	79.000	88	31Eta CMa	2.4480	20000.	158	3720	No
371	GOM_NL__2PRFIN20021115_230950_000000822011_00159_03720_1608.N1	15-NOV-2002 23:09:50	Dark	82.000	23	21Eps CMa	1.5020	26000.	164	3720	No
372	GOM_NL__2PRFIN20021115_231210_000000572011_00159_03720_1609.N1	15-NOV-2002 23:12:10	Dark	57.000	108	Alp Col	2.6520	15200.	114	3720	No
373	GOM_NL__2PRFIN20021115_231411_000000412011_00159_03720_1610.N1	15-NOV-2002 23:14:11	Straylight	40.500	157	The1Eri	2.9060	9300.0	81	3720	No
374	GOM_NL__2PRFIN20021115_231825_000001152011_00159_03720_1611.N1	15-NOV-2002 23:18:25	Straylight	115.00	47	2Bet CMa	1.9760	28000.	230	3720	No
375	GOM_NL__2PRFIN20021115_232405_000000892011_00159_03720_1612.N1	15-NOV-2002 23:24:05	Twilight_stray	88.500	7	19Bet Ori	0.10000	14000.	177	3720	No
376	GOM_NL__2PRFIN20021115_232705_000000542011_00159_03720_1613.N1	15-NOV-2002 23:27:05	Twilight_stray	53.500	94	92Alp Cet	2.5260	3100.0	107	3720	No
377	GOM_NL__2PRFIN20021115_233155_000000382011_00159_03720_1614.N1	15-NOV-2002 23:31:55	Bright	38.000	105	6Bet Ari	2.6450	8900.0	76	3720	No
378	GOM_NL__2PRFIN20021115_233406_000000472011_00159_03720_1615.N1	15-NOV-2002 23:34:06	Bright	46.500	146	25Eta Tau	2.8730	15200.	93	3720	No
379	GOM_NL__2PRFIN20021115_233554_000000372011_00159_03720_1616.N1	15-NOV-2002 23:35:54	Bright	37.000	173	4Bet Tri	3.0040	8900.0	74	3720	No
380	GOM_NL__2PRFIN20021115_233758_000000382011_00159_03720_1617.N1	15-NOV-2002 23:37:58	Bright	37.500	73	57Gam1And	2.2600	13100.	75	3720	No
381	GOM_NL__2PRFIN20021115_234105_000000412011_00159_03720_1618.N1	15-NOV-2002 23:41:05	Bright	40.500	35	33Alp Per	1.7950	6250.0	81	3720	No
382	GOM_NL__2PRFIN20021115_234301_000000382011_00159_03720_1619.N1	15-NOV-2002 23:43:01	Bright	37.500	110	37Del Cas	2.6780	8900.0	75	3720	No
383	GOM_NL__2PRFIN20021115_234443_000000582011_00159_03720_1620.N1	15-NOV-2002 23:44:43	Bright	58.000	6	13Alp Aur	0.080000	3400.0	116	3720	No
384	GOM_NL__2PRFIN20021115_234745_000000622011_00159_03720_1621.N1	15-NOV-2002 23:47:45	Bright	61.500	42	34Bet Aur	1.9000	10200.	123	3720	No
385	GOM_NL__2PRFIN20021115_235112_000000362011_00159_03720_1622.N1	15-NOV-2002 23:51:12	Bright	35.500	49	1Alp UMi	1.9900	6300.0	71	3720	No
386	GOM_NL__2PRFIN20021115_235534_000000382011_00159_03720_1623.N1	15-NOV-2002 23:55:34	Bright	38.000	60	7Bet UMi	2.0810	3950.0	76	3720	No
387	GOM_NL__2PRFIN20021115_235727_000000382011_00159_03720_1624.N1	15-NOV-2002 23:57:27	Bright	38.000	119	14Eta Dra	2.7270	4700.0	76	3720	No

### 3. Quality information per product

In this section it is plotted some information contained in the Quality Summary data set of the level 2 products. Only products in dark limb conditions and without errors (error flag in the MPH set to "0") are used.

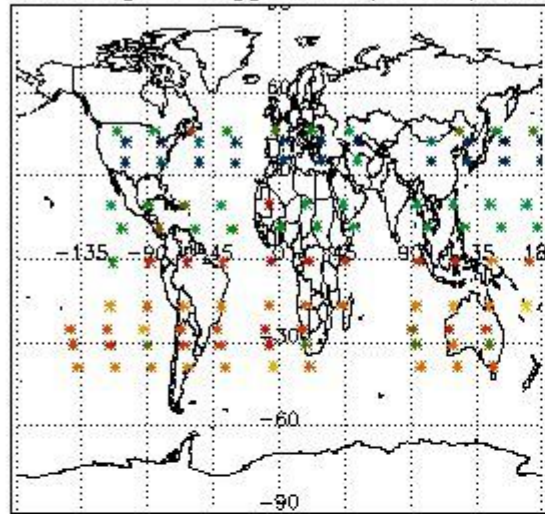


3.1 Plot quality information per product (time dependant)

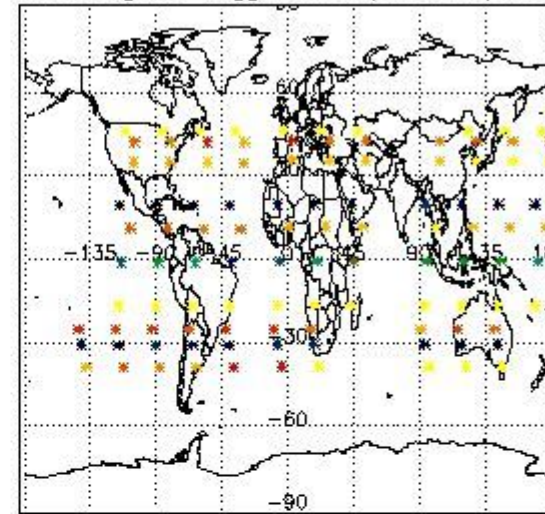


3.2 Plot quality information per product (world map)

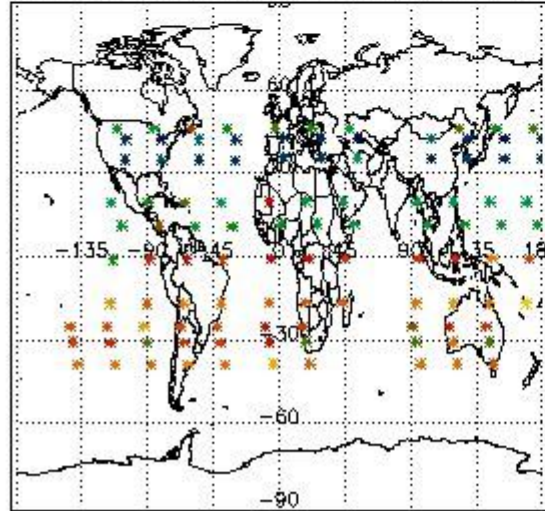
Percentage of flagged data per O3 profile



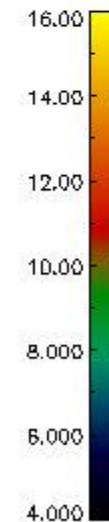
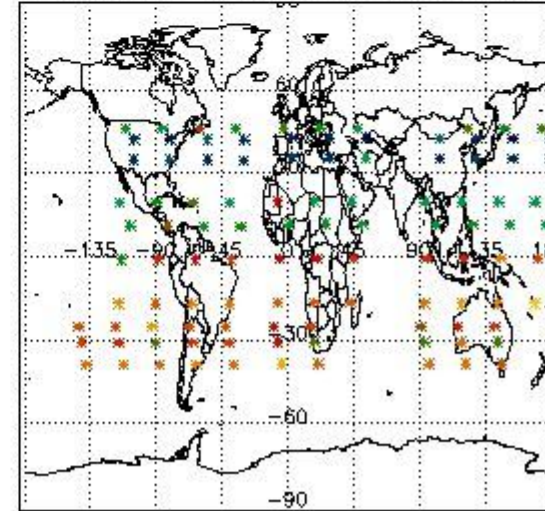
Percentage of flagged data per H2O profile



Percentage of flagged data per NO2 profile



Percentage of flagged data per NO3 profile

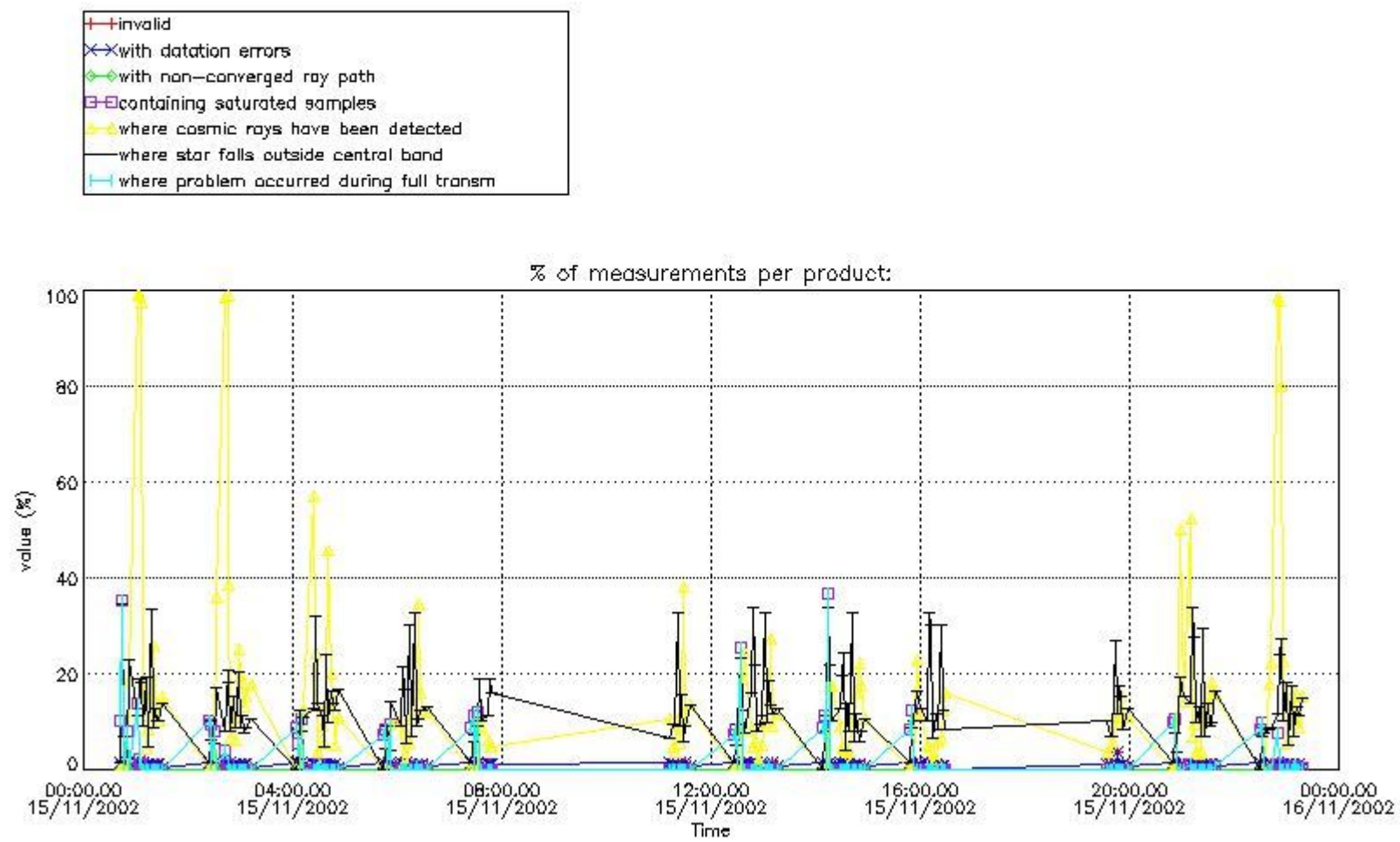


#### 4. Level 1 quality information per product

In this section it is plotted some information contained in the Quality Summary data set of the level 2 products that comes from the level 1b processing. Products without errors (error flag in the MPH set to "0") are used.

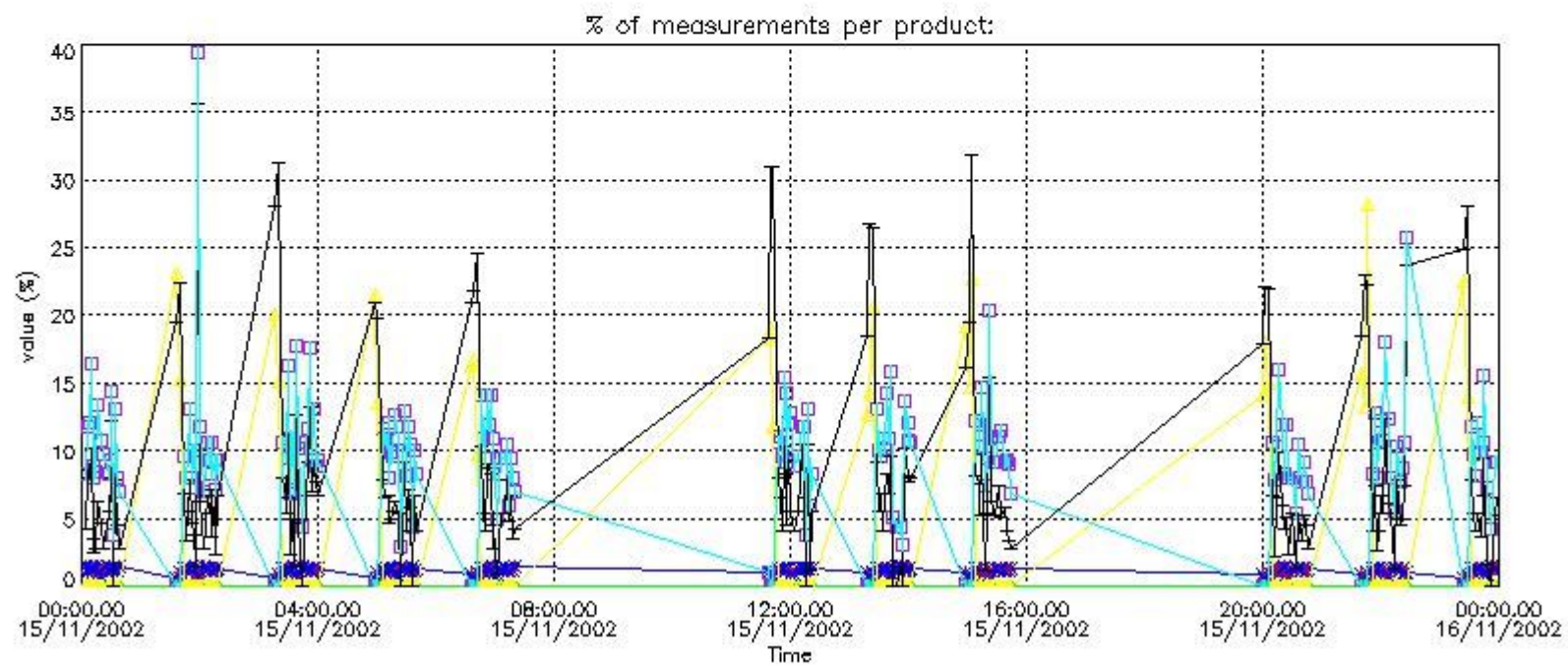
##### 4.1 Plot quality information per product (time dependant) coming from level 1b processing

##### 4.1.1 Plot level 1 quality information per product (time dependant): ENVISAT ASCENDING passes



4.1.2 Plot level 1 quality information per product (time dependant): ENVI SAT DESCENDING passes

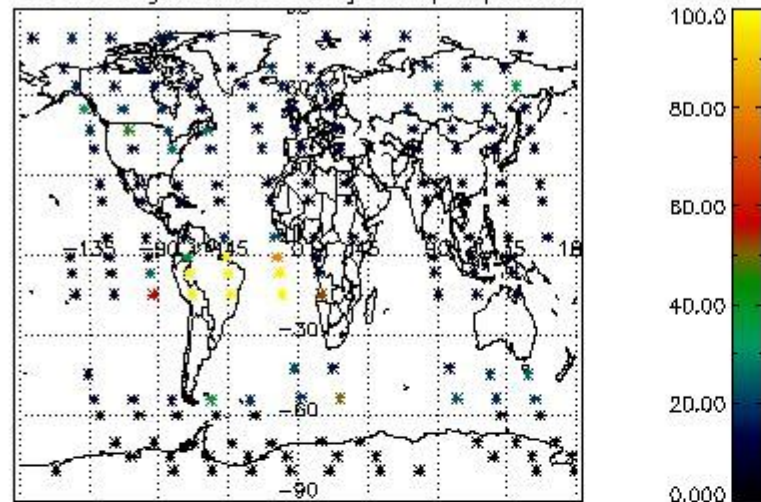




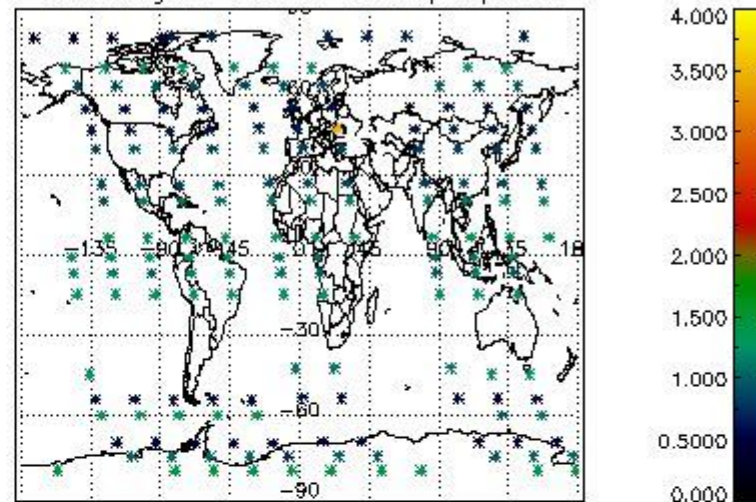
#### 4.2 Plot quality information per product coming from level 1b processing (world map)

##### 4.2.1 Plot level 1 quality information per product (world map): ENVISAT ASCENDING passes

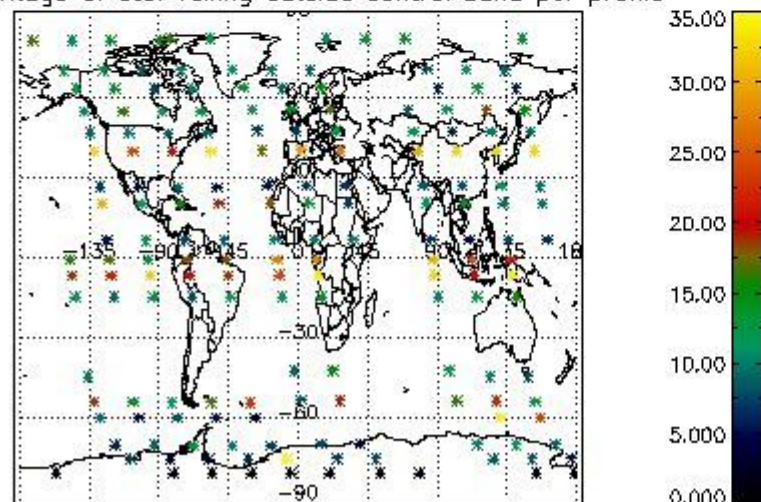
Percentage of cosmic ray hits per profile



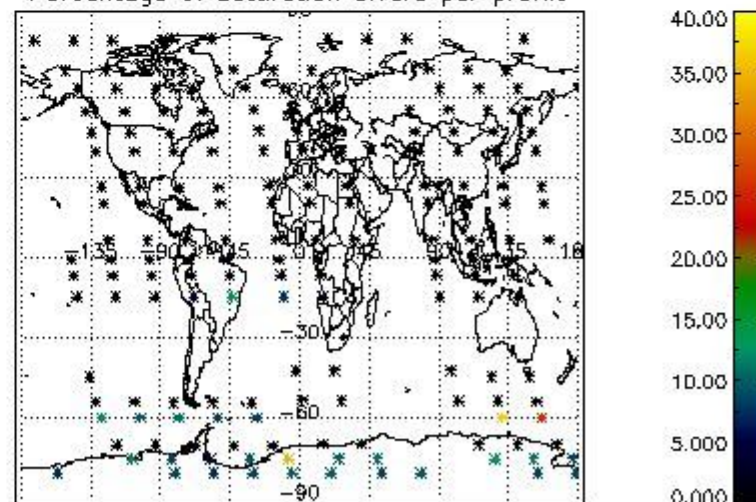
Percentage of datation errors per profile



Percentage of star falling outside central band per profile

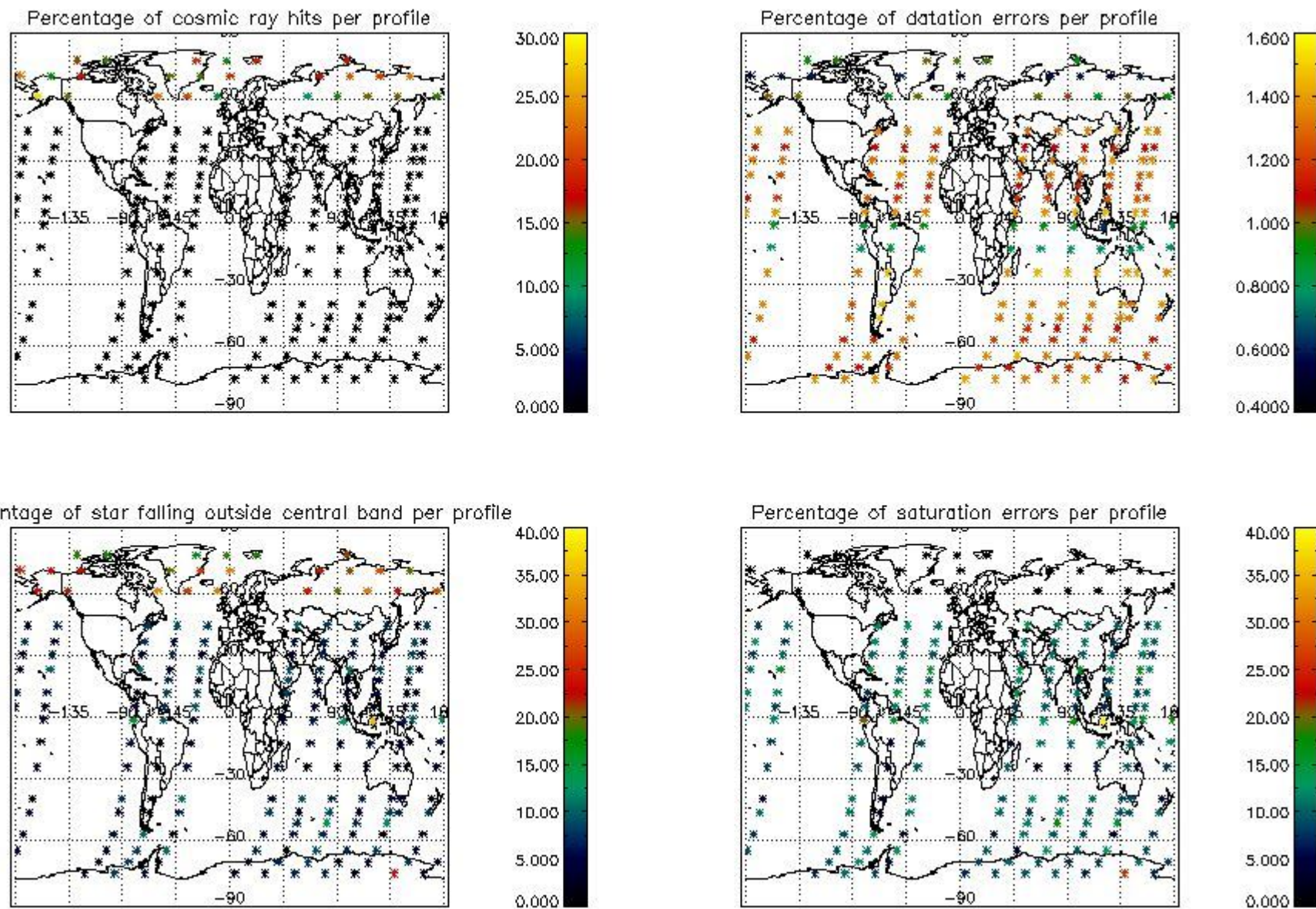


Percentage of saturation errors per profile



4.2.2 Plot level 1 quality information per product (world map): ENVISAT DESCENDING passes





## 5. Trace gas profiles

### 5.1 Ozone statistics based on quality of products

The final quality of the products can be "measured" using the STD (Standard Deviation) attached to every point profile. This information is written to the parameter GOM\_NL\_\_2P/NL\_LOCAL\_SPECIES\_DENSITY/o3\_std of the level 2 products. The table below shows the statistics for given STD ranges.

The statistics are given with respect to the overall valid production:

- Products without fatal errors: GOM\_NL\_\_2P/MPH/PRODUCT\_ERR=0
- Valid point profile: GOM\_NL\_\_2P/NL\_LOCAL\_SPECIES\_DENSITY/pcd(0)=0

The 'Criteria' is applied to valid points of dark limb products:

- Products in dark limb illumination condition: GOM\_NL\_\_2P/NL\_SUMMARY\_QUALITY/obs\_ill\_cond=0
- Products without fatal errors: GOM\_NL\_\_2P/MPH/PRODUCT\_ERR=0
- Valid point profile: GOM\_NL\_\_2P/NL\_LOCAL\_SPECIES\_DENSITY/pcd(0)=0

So, the table below shows the percentage of dark limb and valid observations for each criteria with respect to the overall valid daily observations.

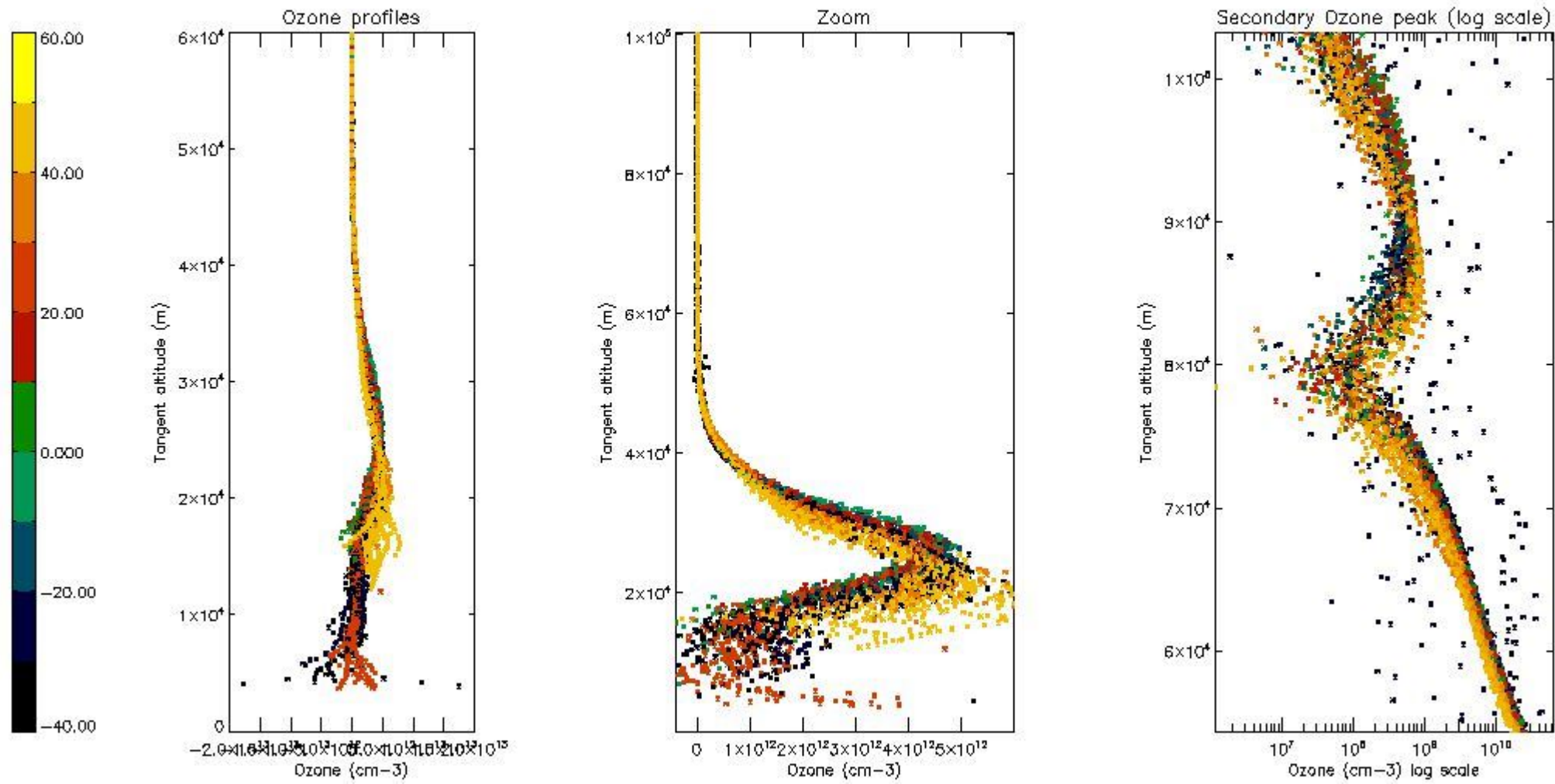
Criteria	% of total production
All STD	31
STD < 20	21



STD < 10	19
STD < 5	16

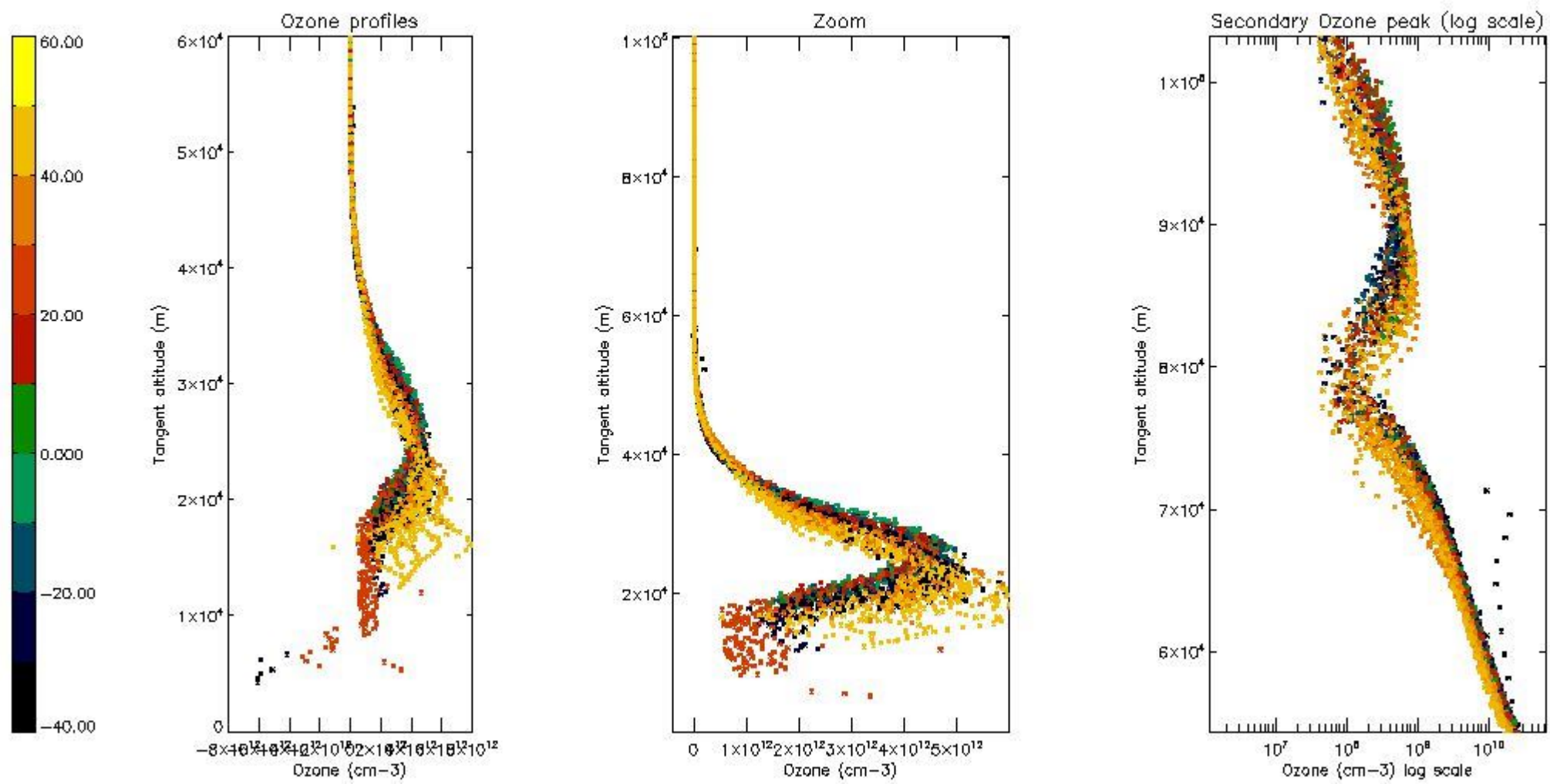
5.2 Plot ozone profiles for all STD (dark without errors)

The colorbar represents the latitude.



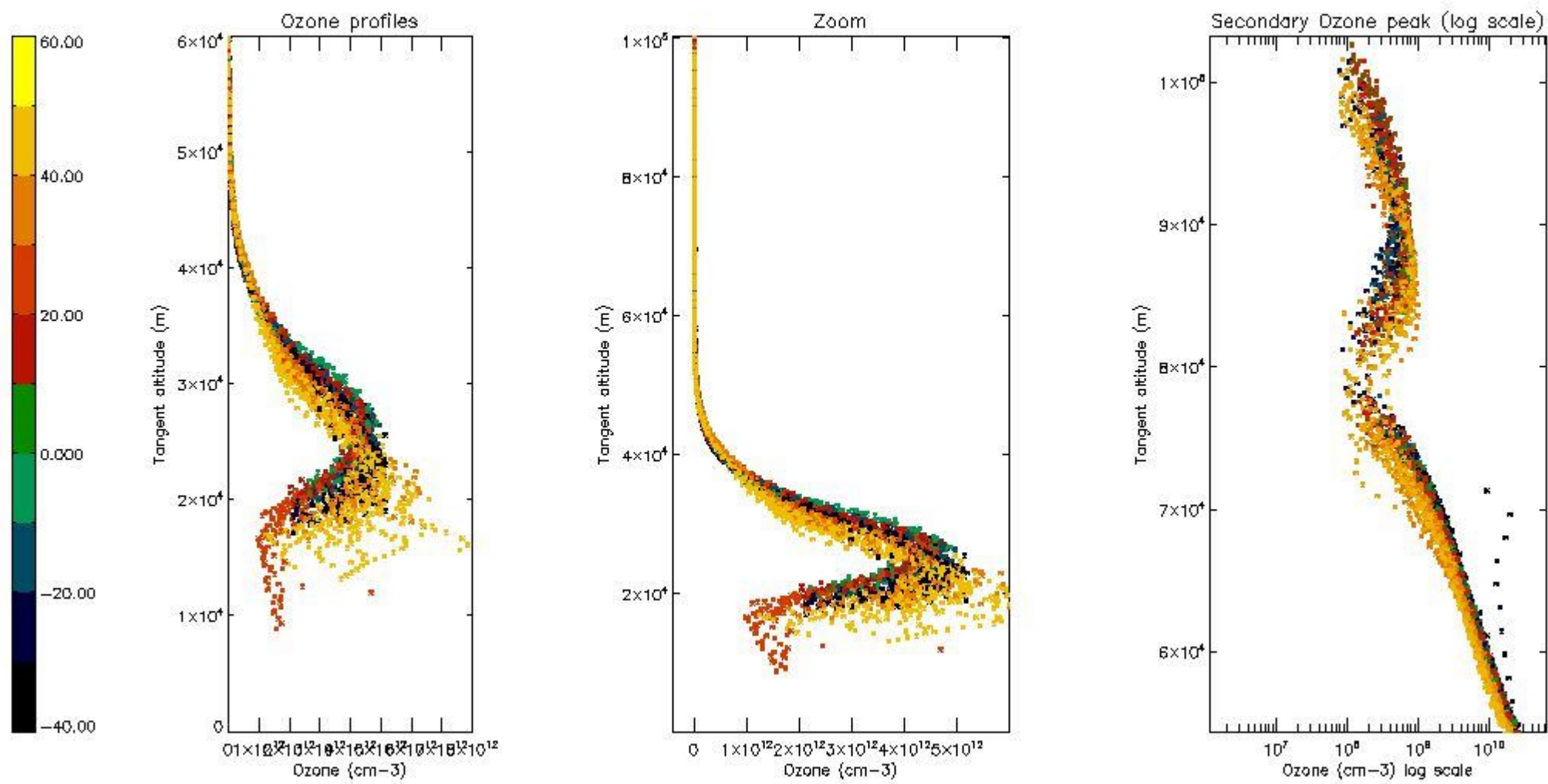
5.3 Plot ozone profiles where STD < 20% (dark without errors)

The colorbar represents the latitude.



*5.4 Plot ozone profiles where STD < 10% (dark without errors)*

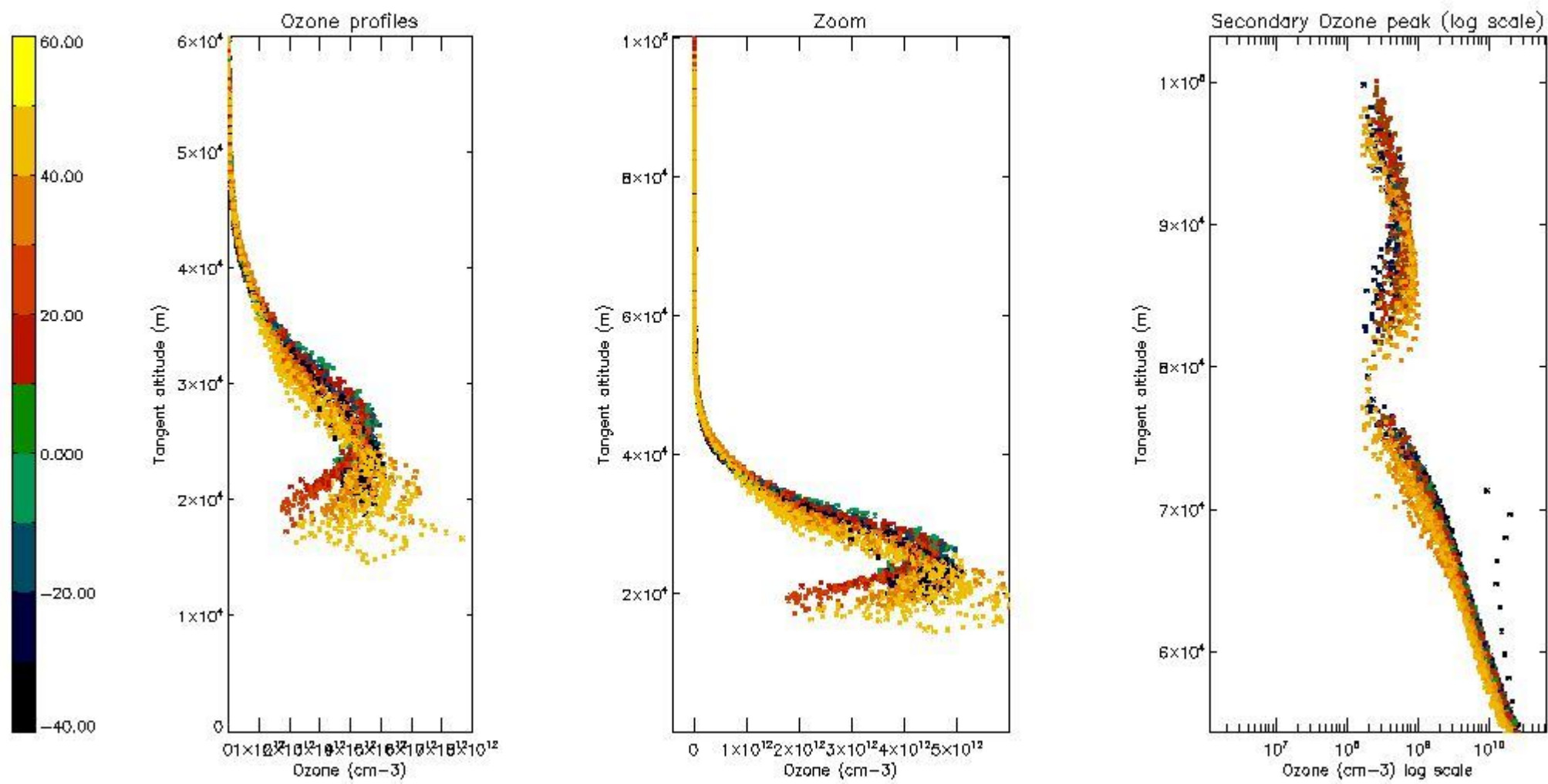
The colorbar represents the latitude.



*5.5 Plot ozone profiles where STD < 5% (dark without errors)*

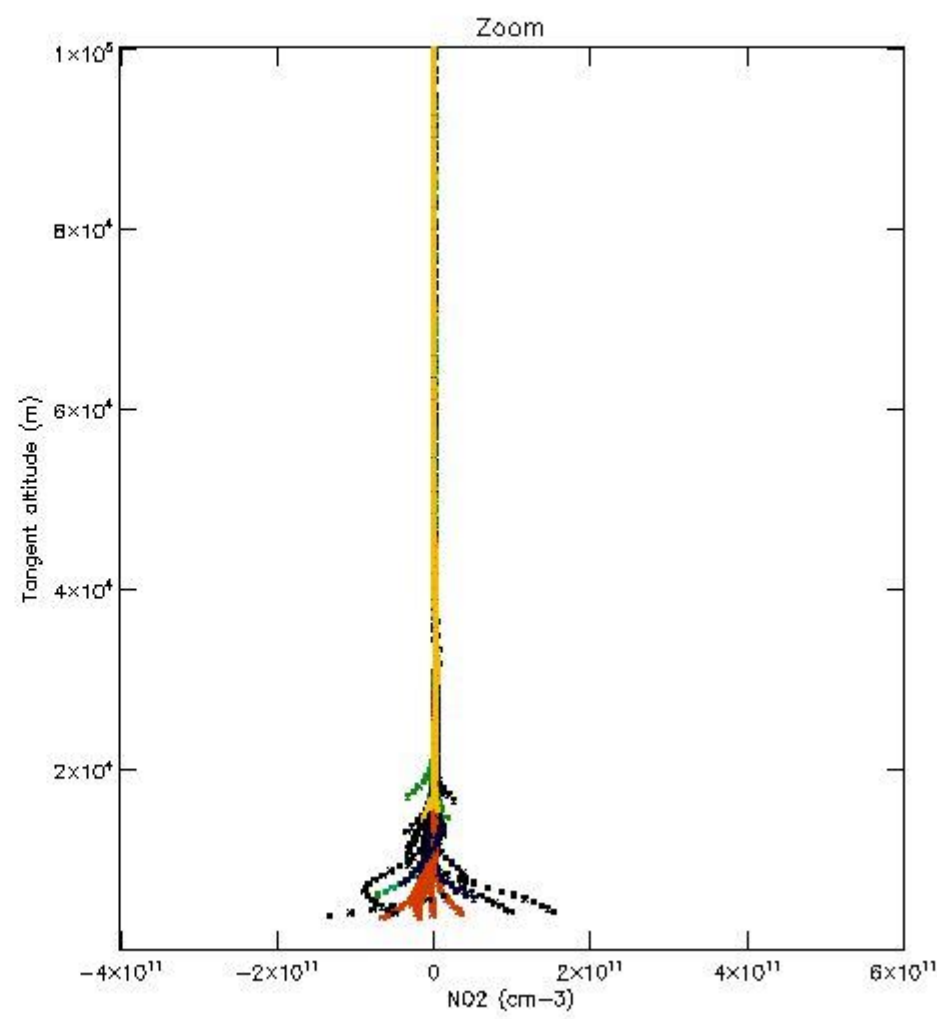
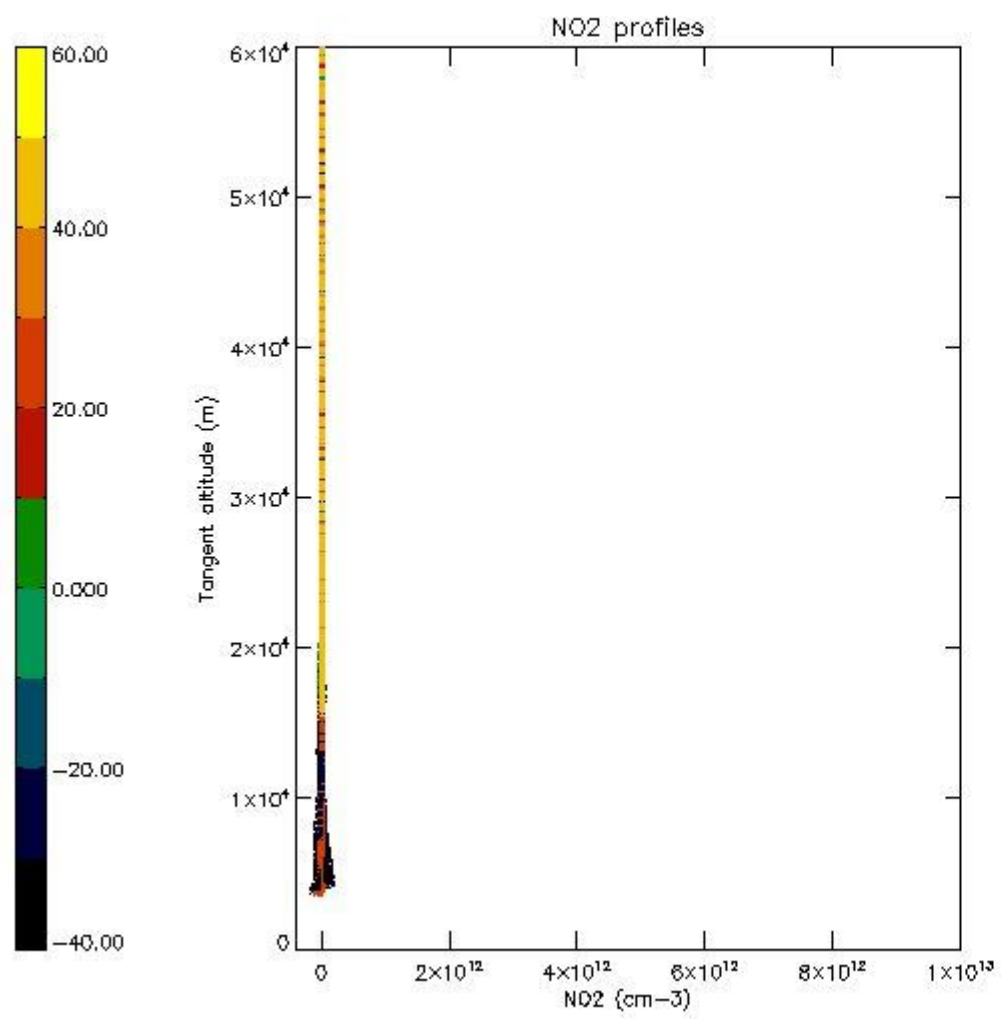
The colorbar represents the latitude.





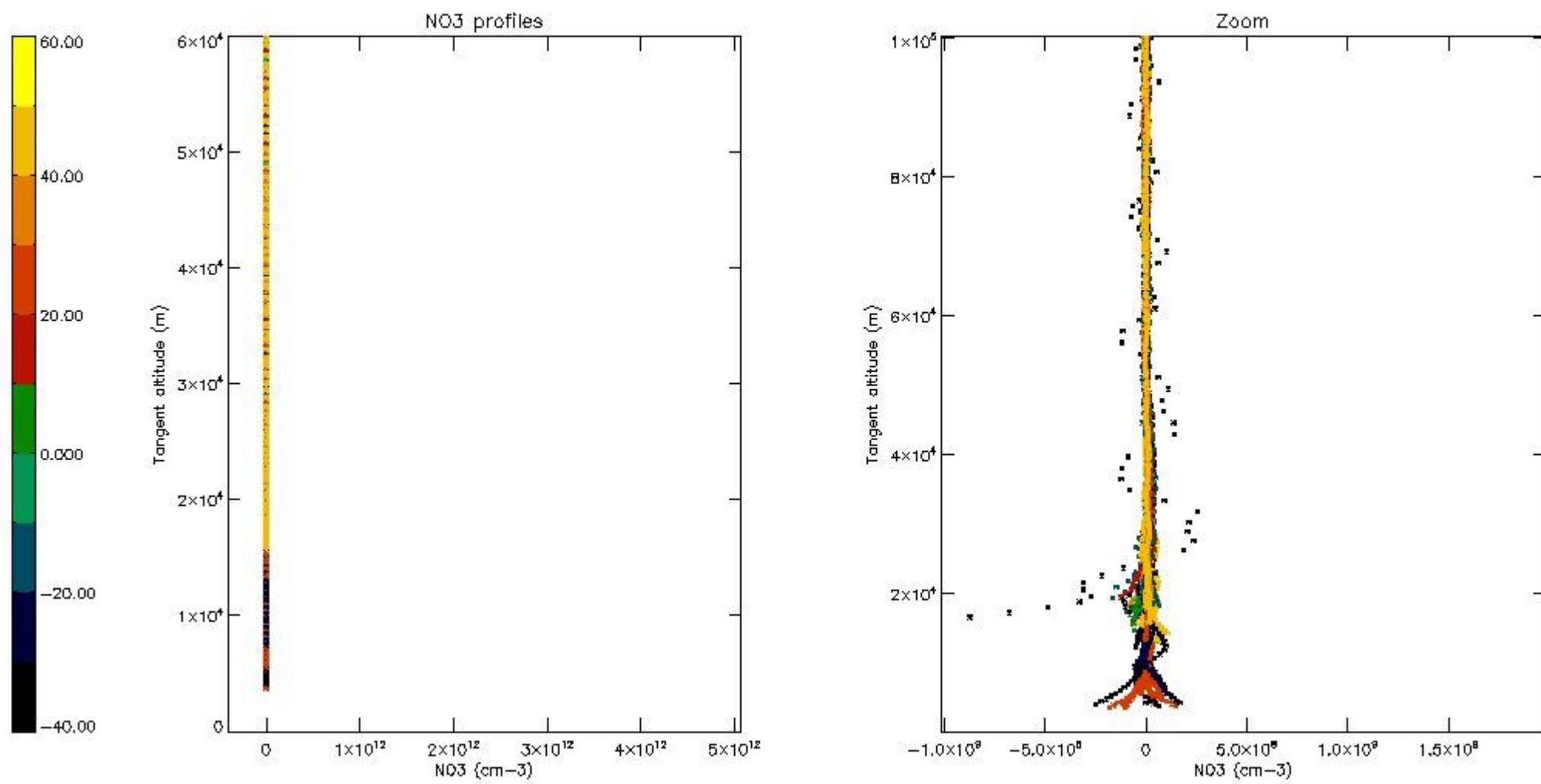
*5.6 Plot NO<sub>2</sub> profiles for all STD (dark without errors)*

The colorbar represents the latitude.



*5.7 Plot NO3 profiles for all STD (dark without errors)*

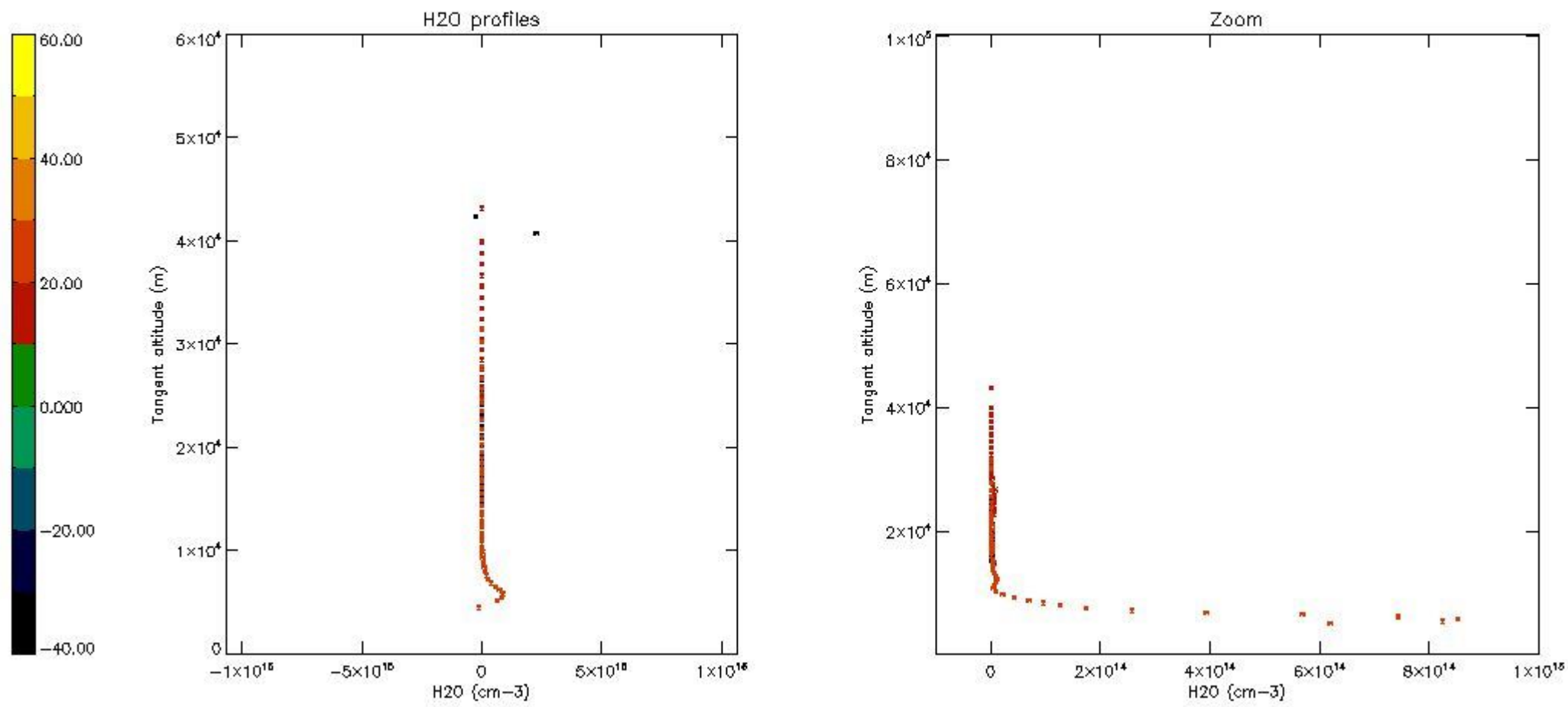
The colorbar represents the latitude.



*5.8 Plot H2O profiles for all STD (only for occultations of stars 1,2,3,4,13,14,16,26,63 dark without errors)*

The colorbar represents the latitude.

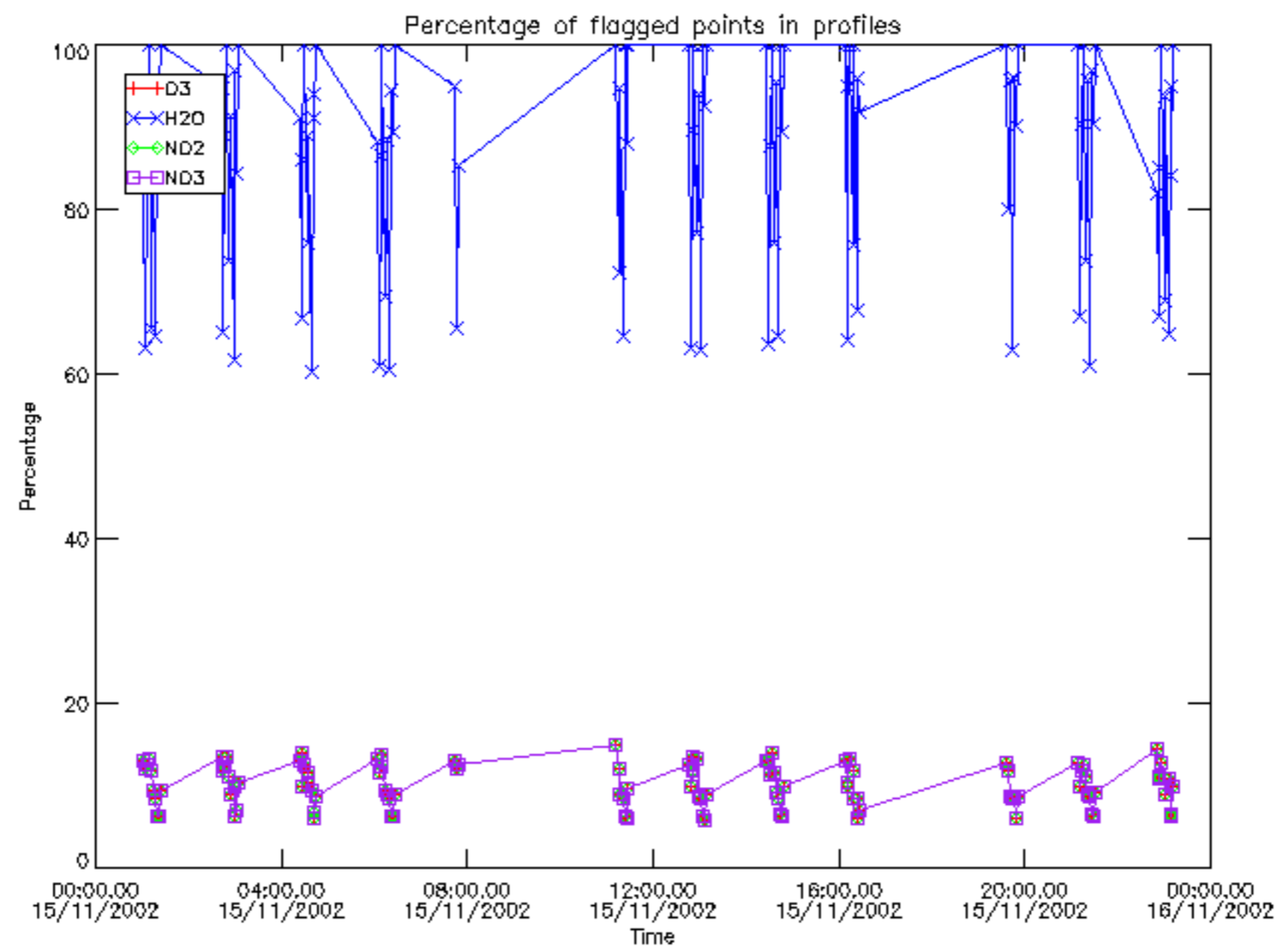




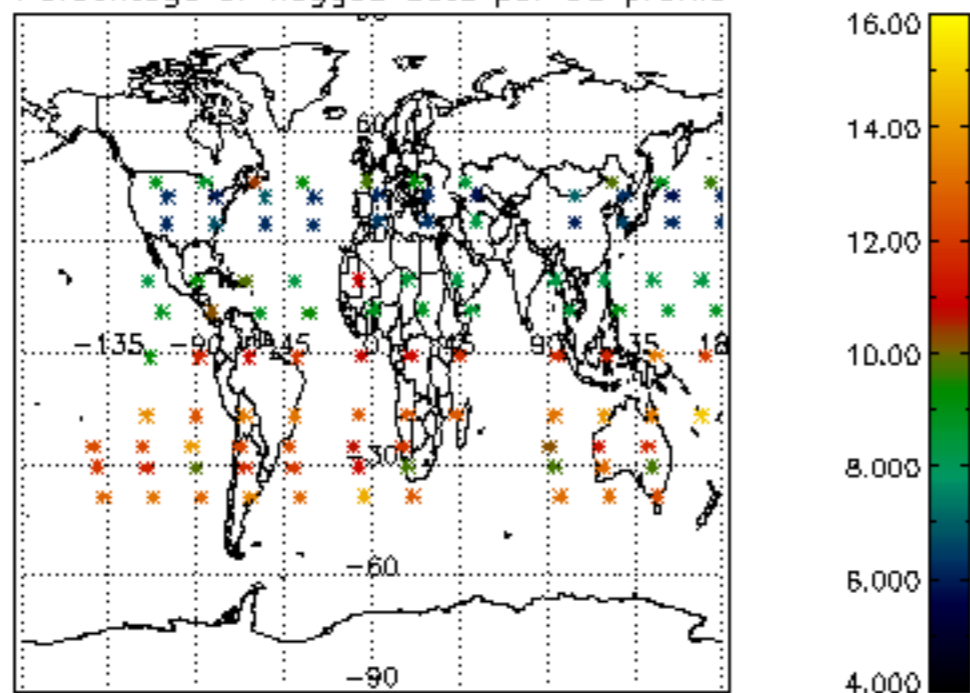
## 6. Auxiliary Data Files used for the production reported in section 2

The number reported in the third column indicates since which file (see list in section 2) the corresponding auxiliary file has been used. The fourth column is the date of those product files.

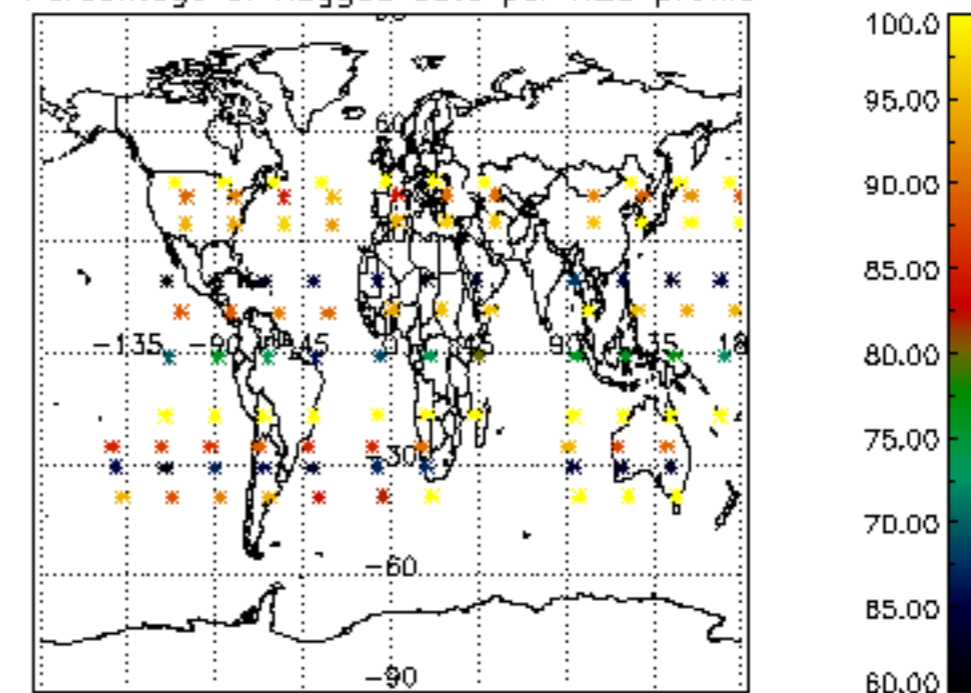
Type	Auxiliary Filename	Used since product	Used since product date
INST_PHYS_CHARACTERISTICS	GOM_INS_AXNIEC20050627_150440_20020301_000000_20100101_000000	1	15-NOV-2002 00:03:31
LEVEL-2_PROC_CONFIG	GOM_PR2_AXVIEC20091111_152718_20020301_000000_20500101_000000	1	15-NOV-2002 00:03:31
CROSS_SECTIONS_FILE	GOM_CRS_AXVIEC20091111_154832_20020301_000000_20500101_000000	1	15-NOV-2002 00:03:31



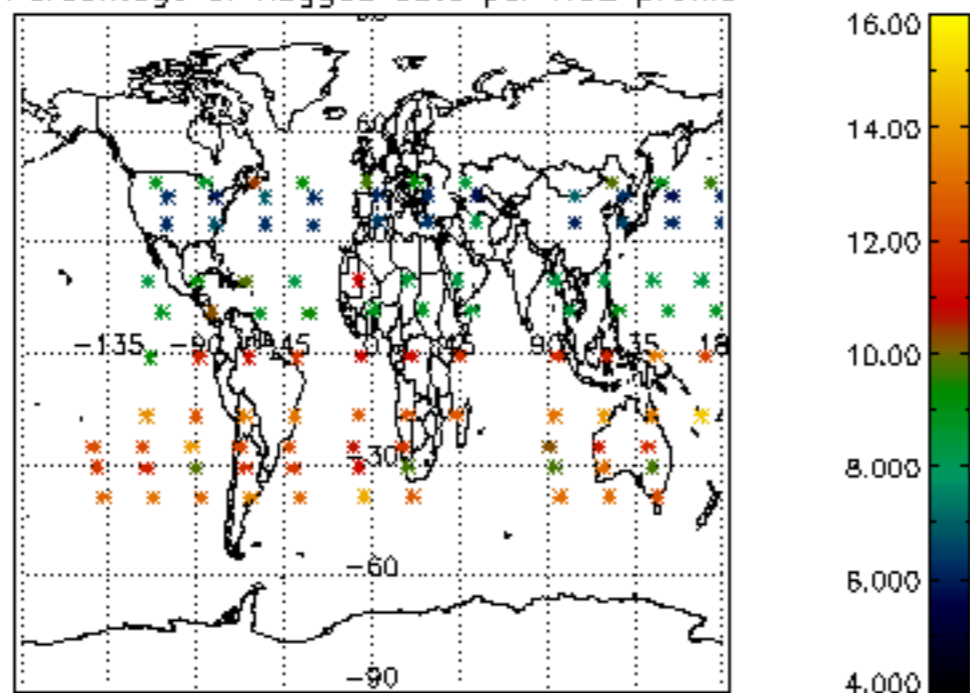
Percentage of flagged data per D3 profile



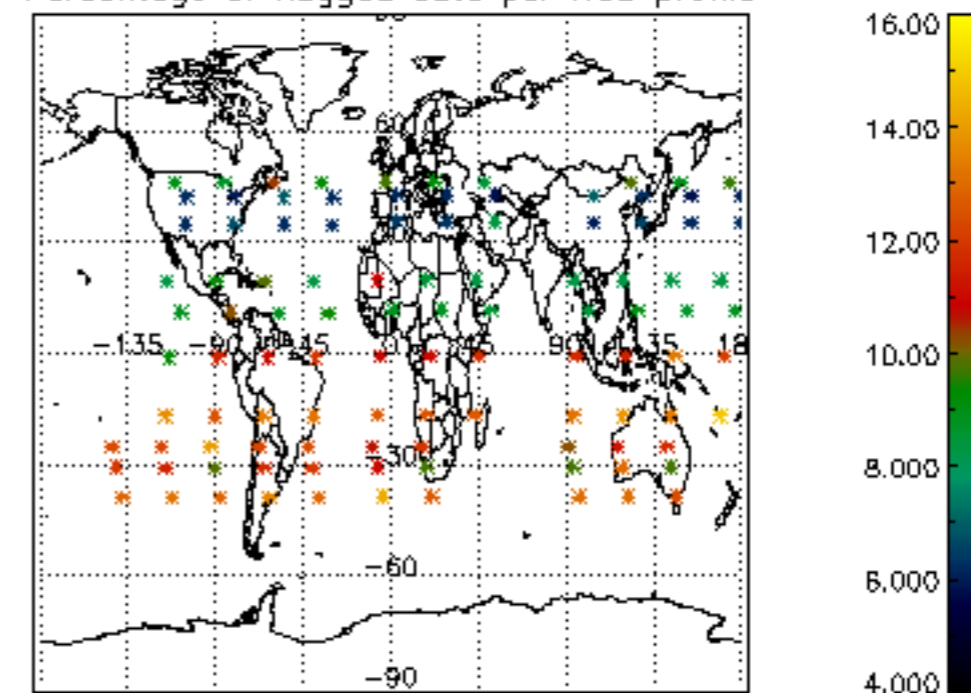
Percentage of flagged data per H2O profile



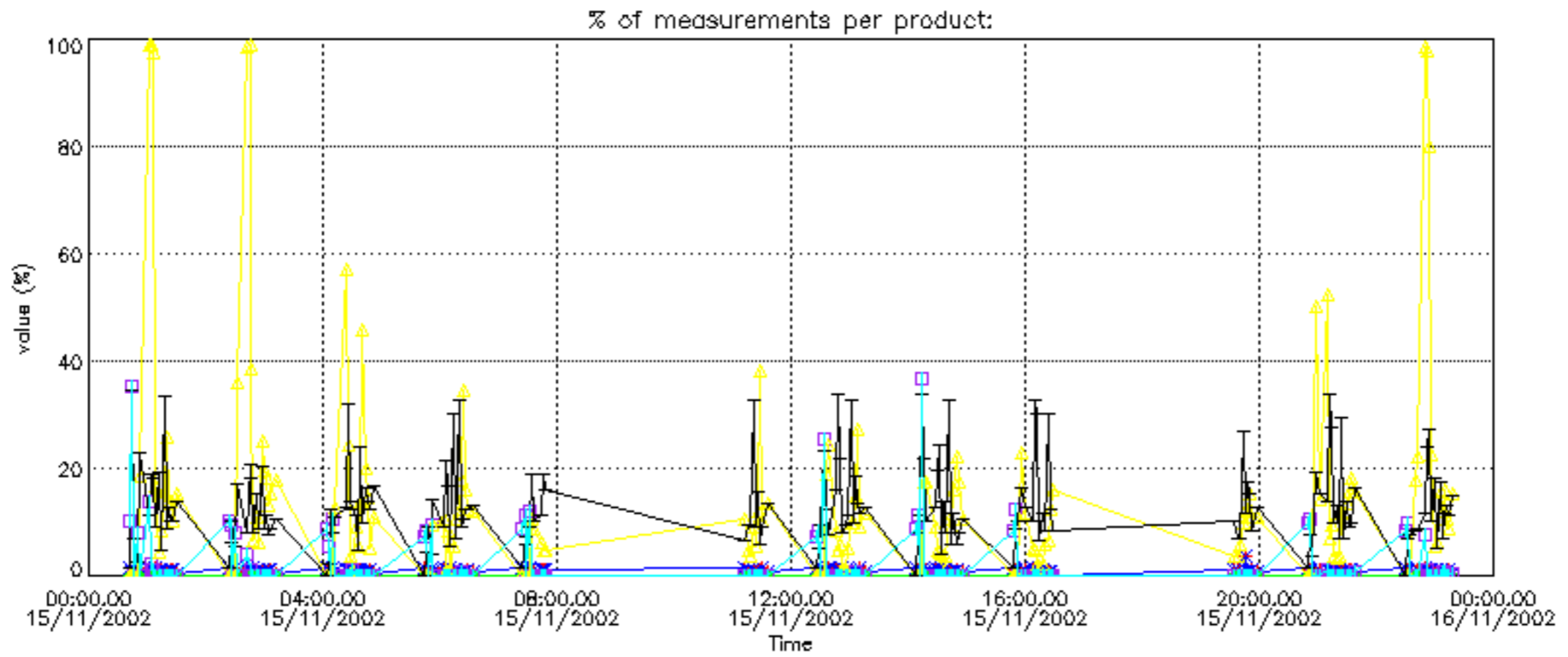
Percentage of flagged data per NO2 profile

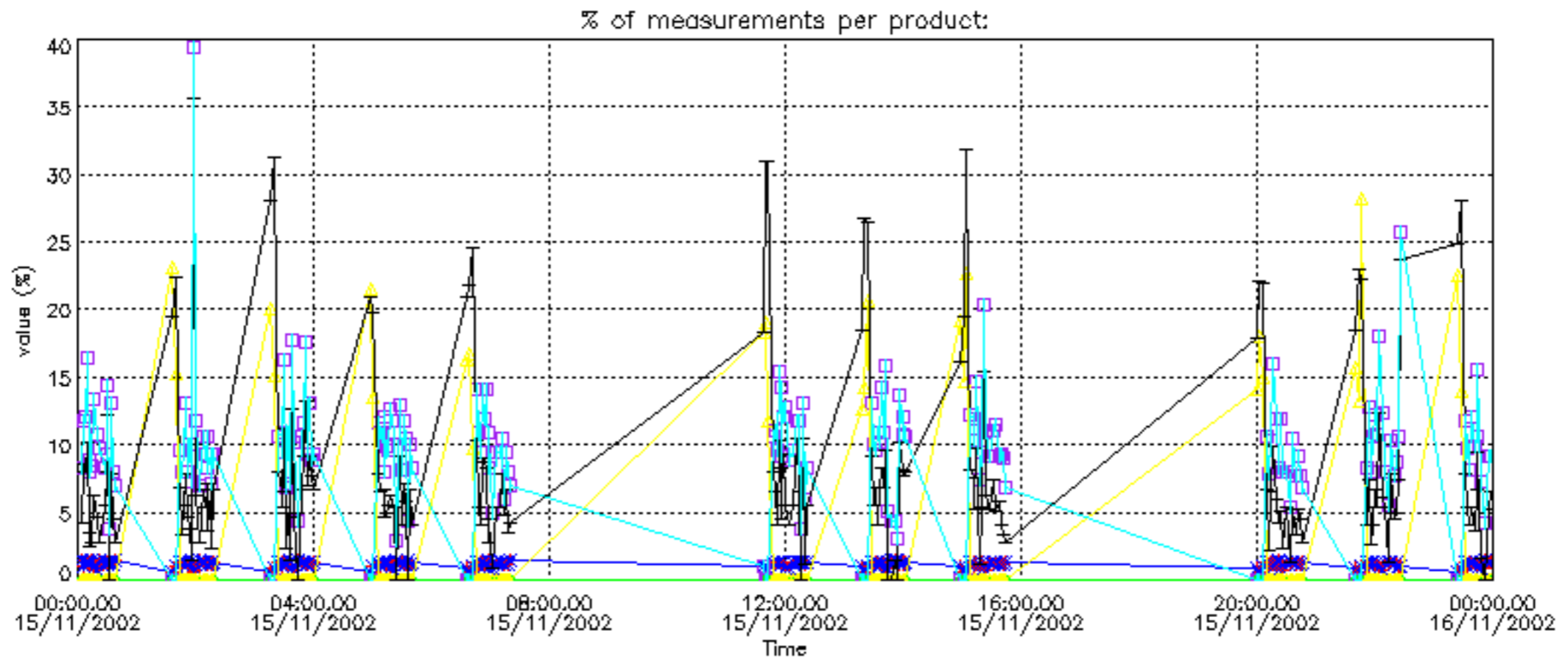


Percentage of flagged data per NO3 profile

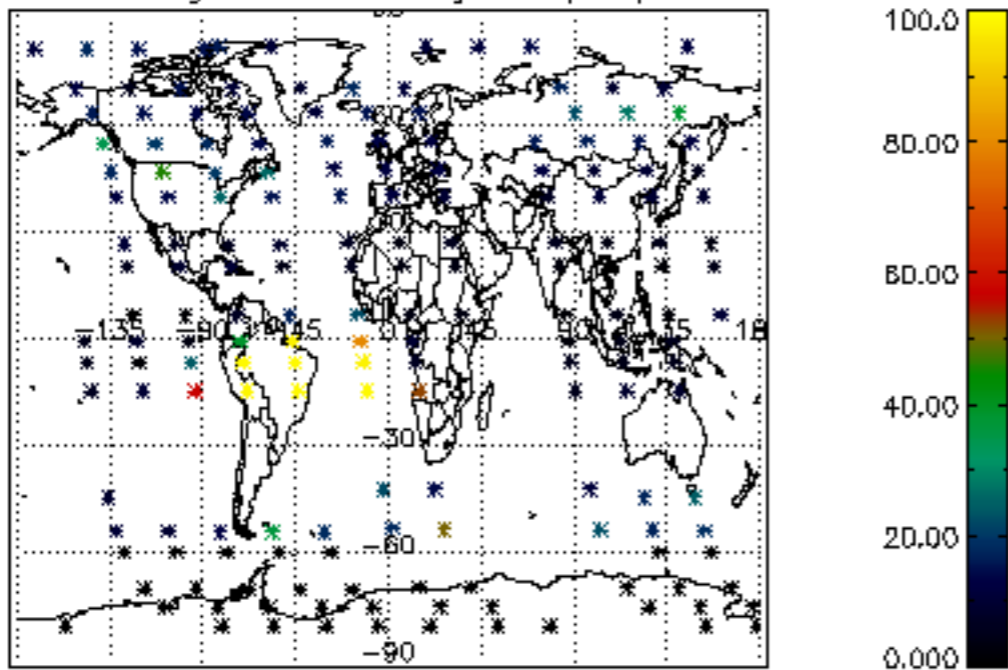




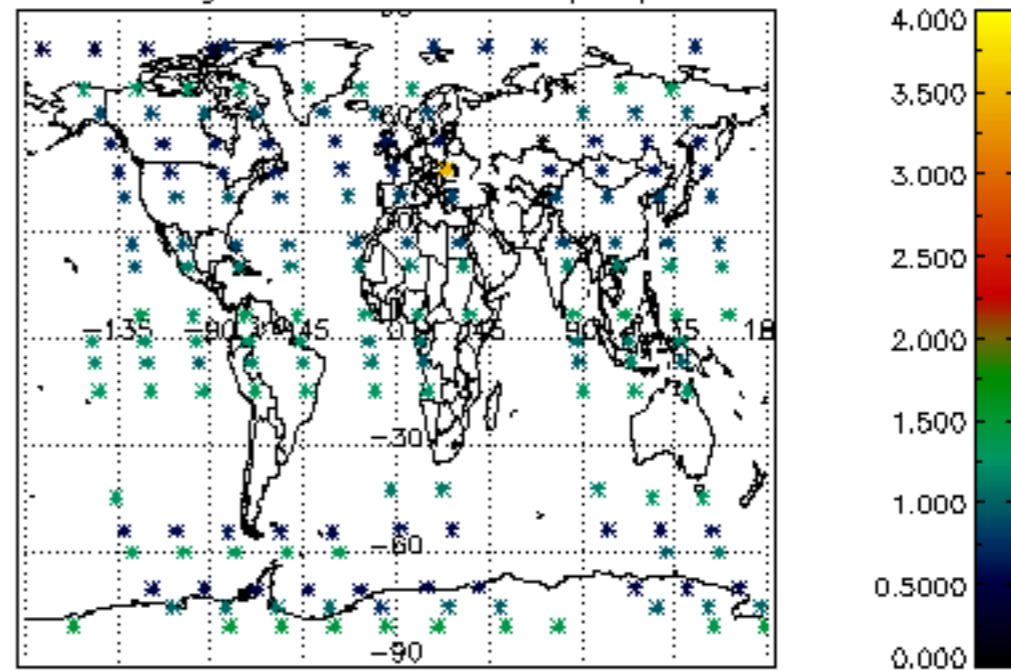




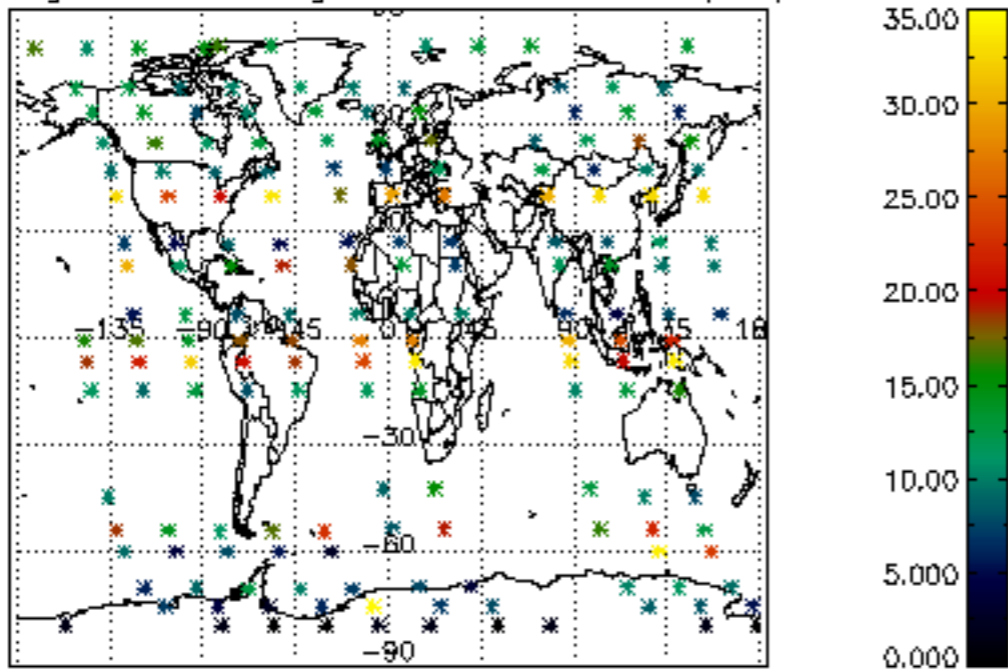
Percentage of cosmic ray hits per profile



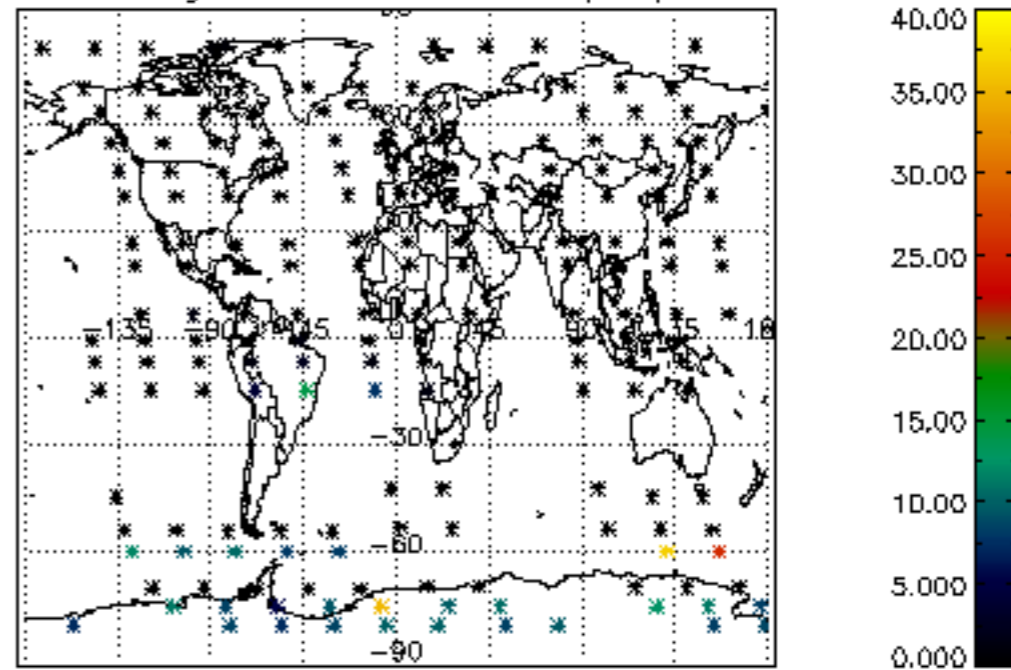
Percentage of datation errors per profile



Percentage of star falling outside central band per profile

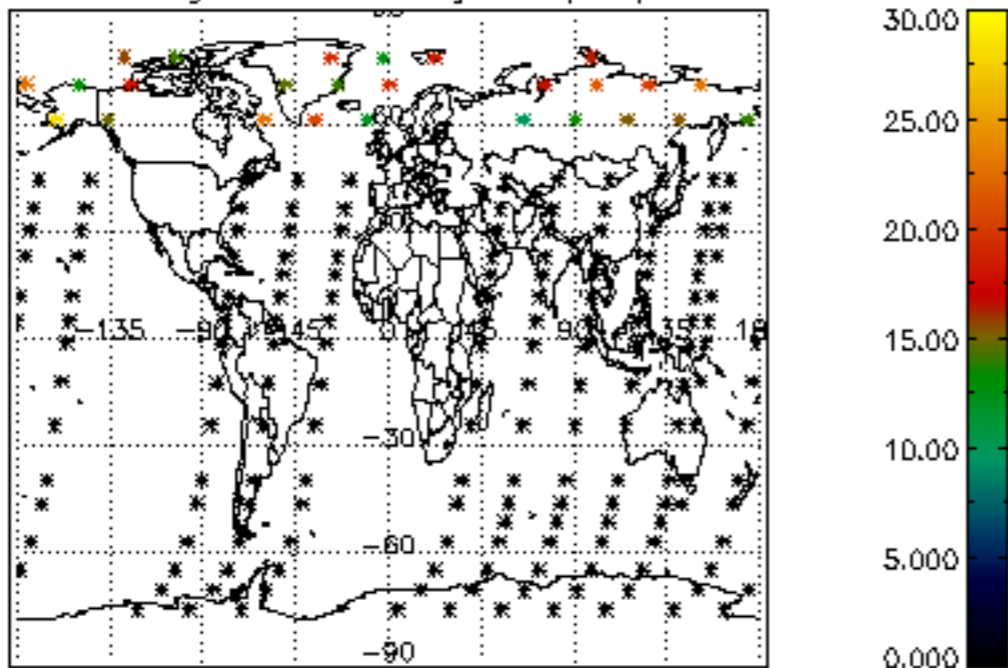


Percentage of saturation errors per profile

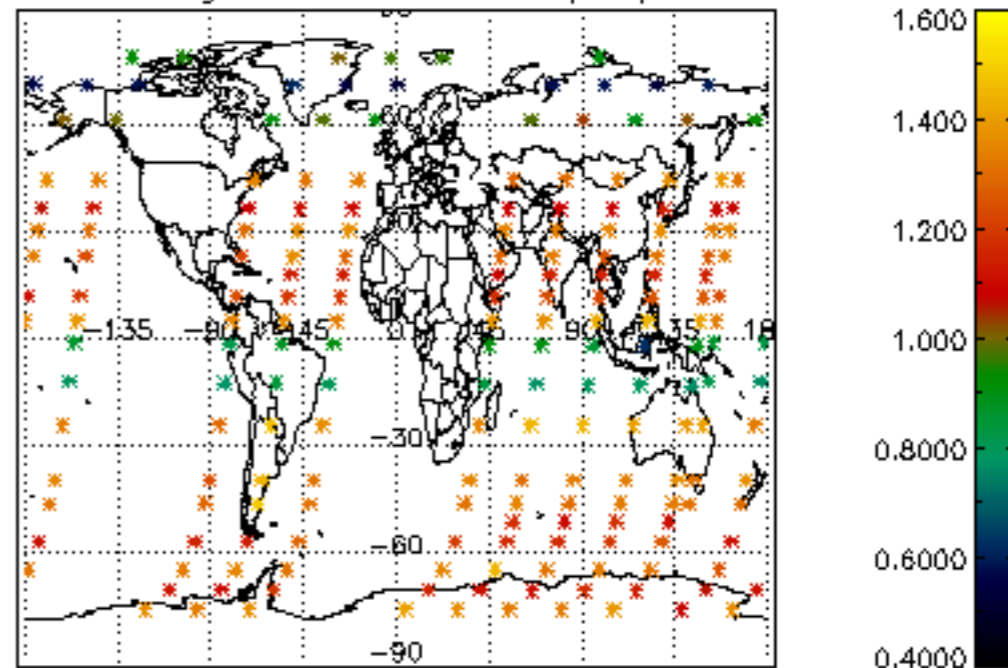




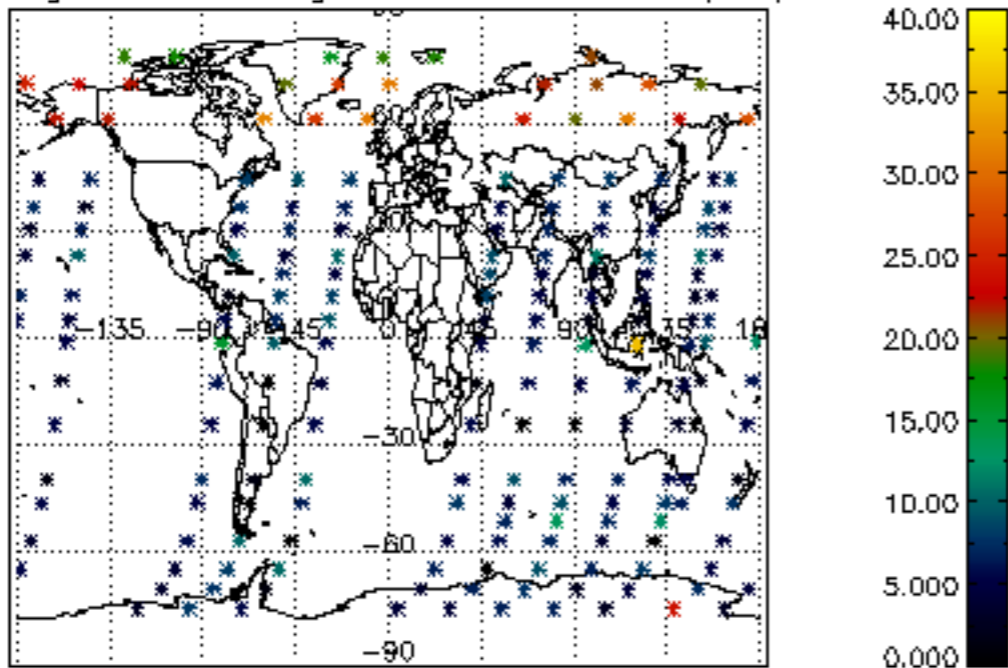
Percentage of cosmic ray hits per profile



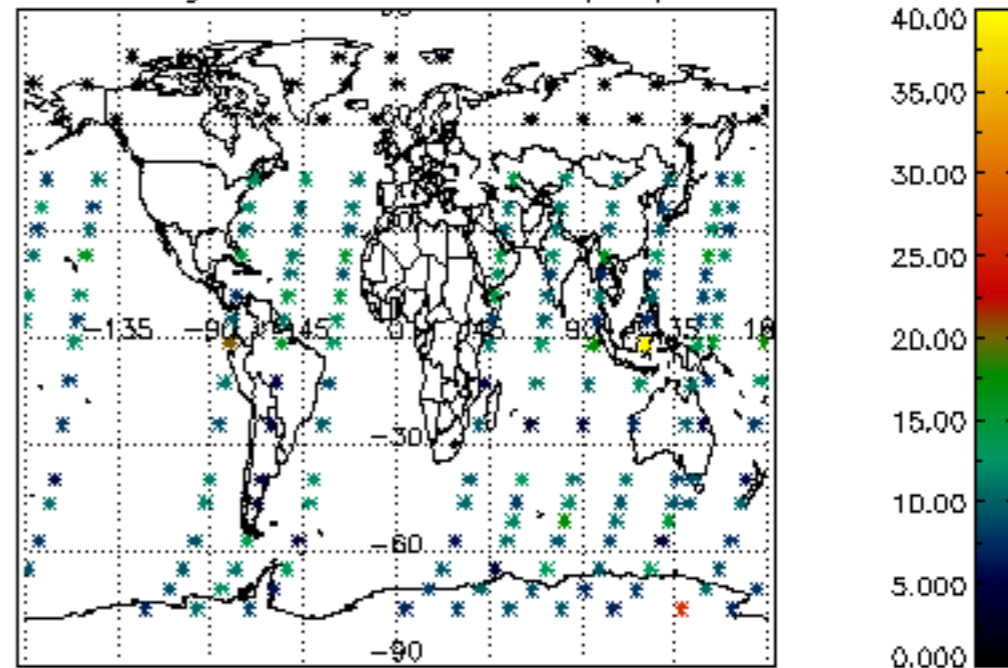
Percentage of datation errors per profile

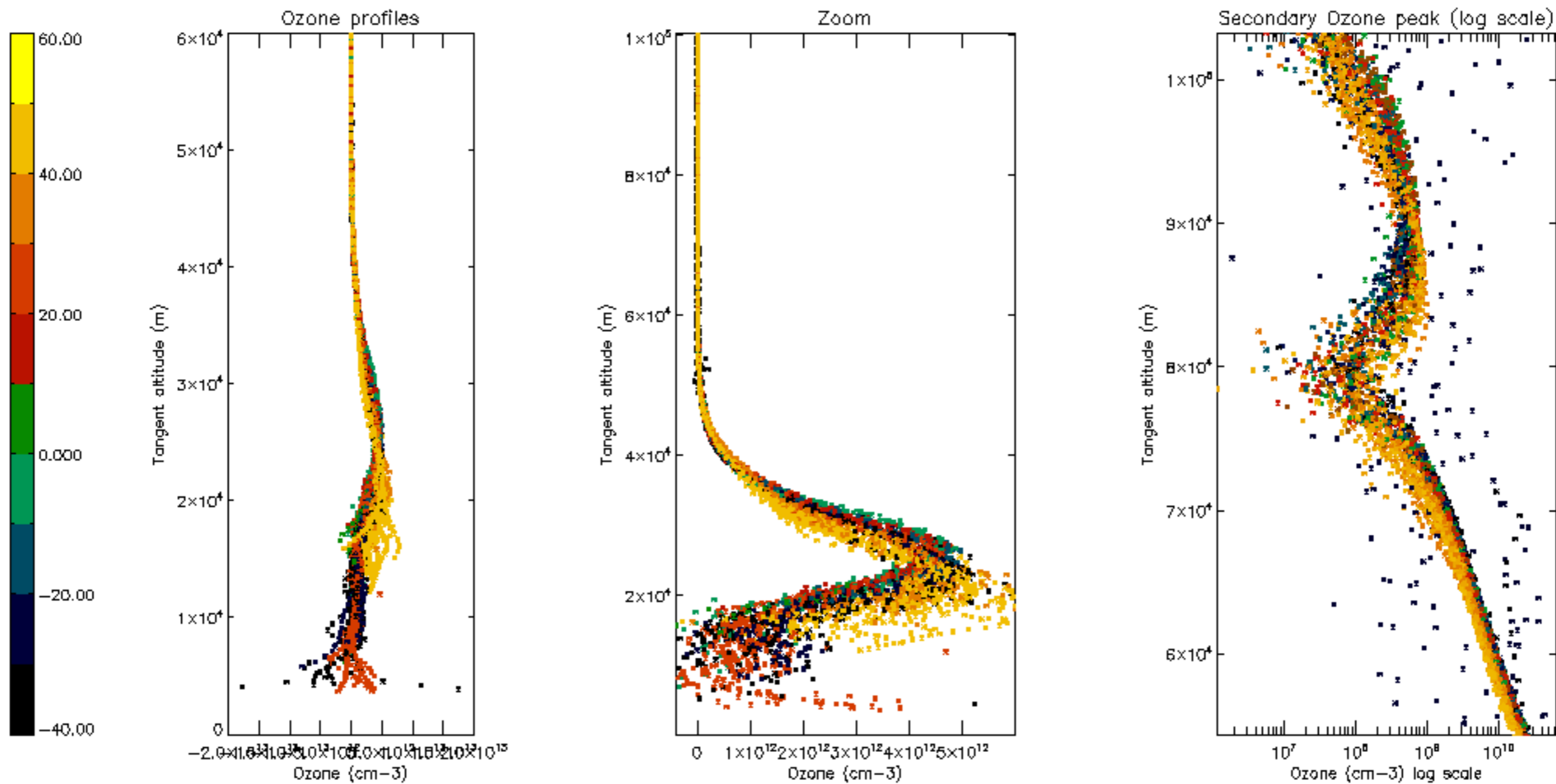


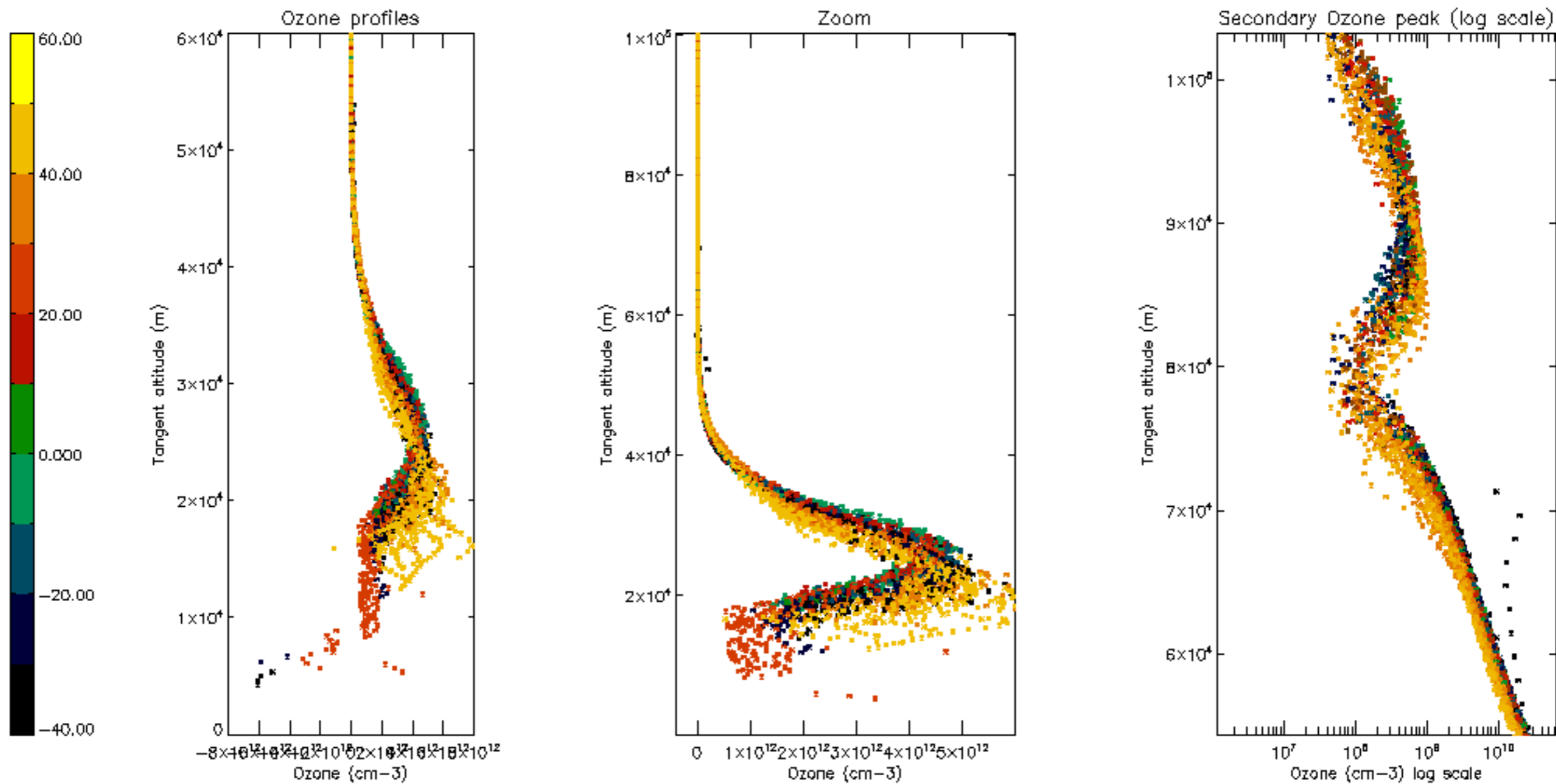
Percentage of star falling outside central band per profile



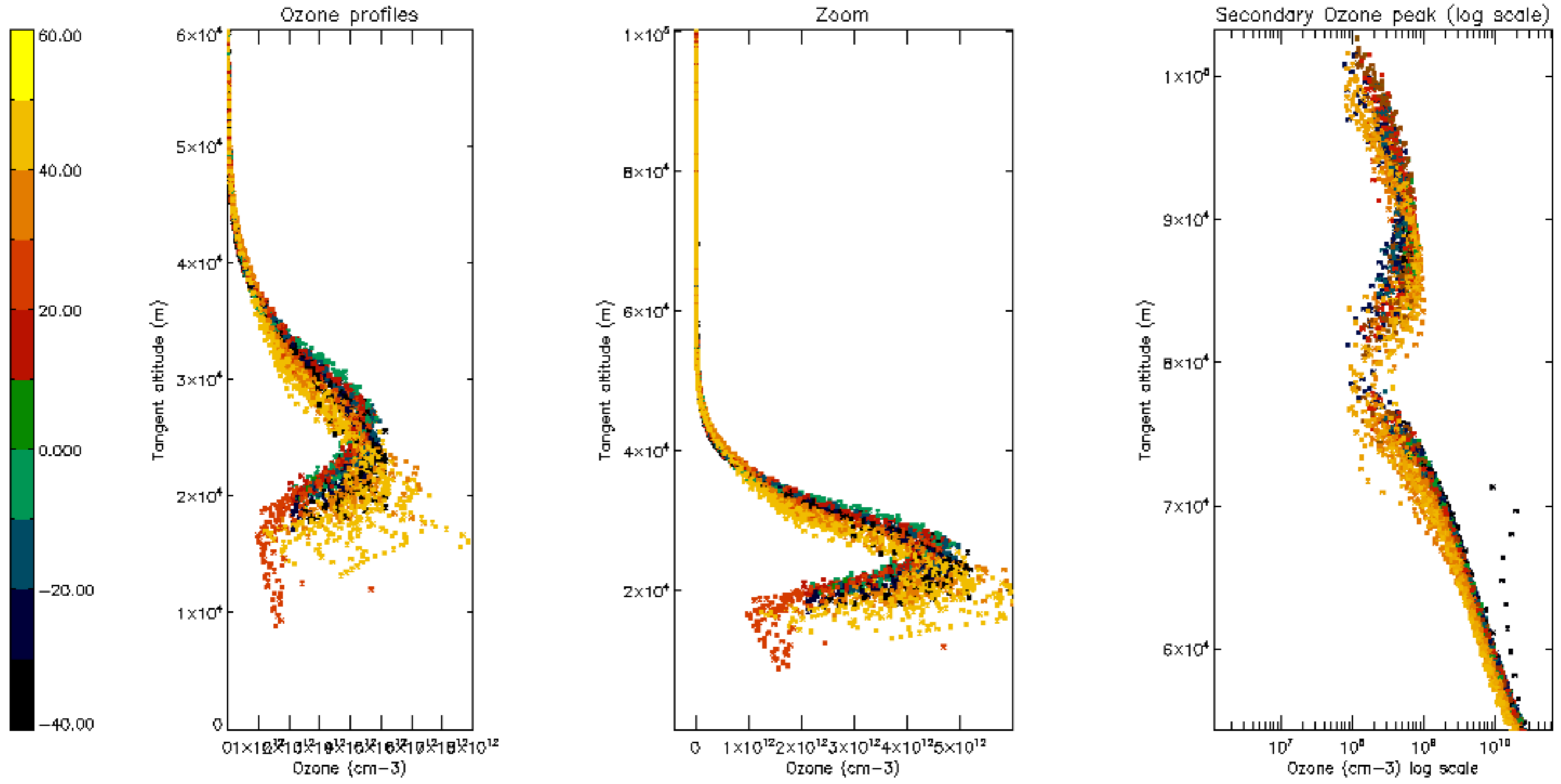
Percentage of saturation errors per profile

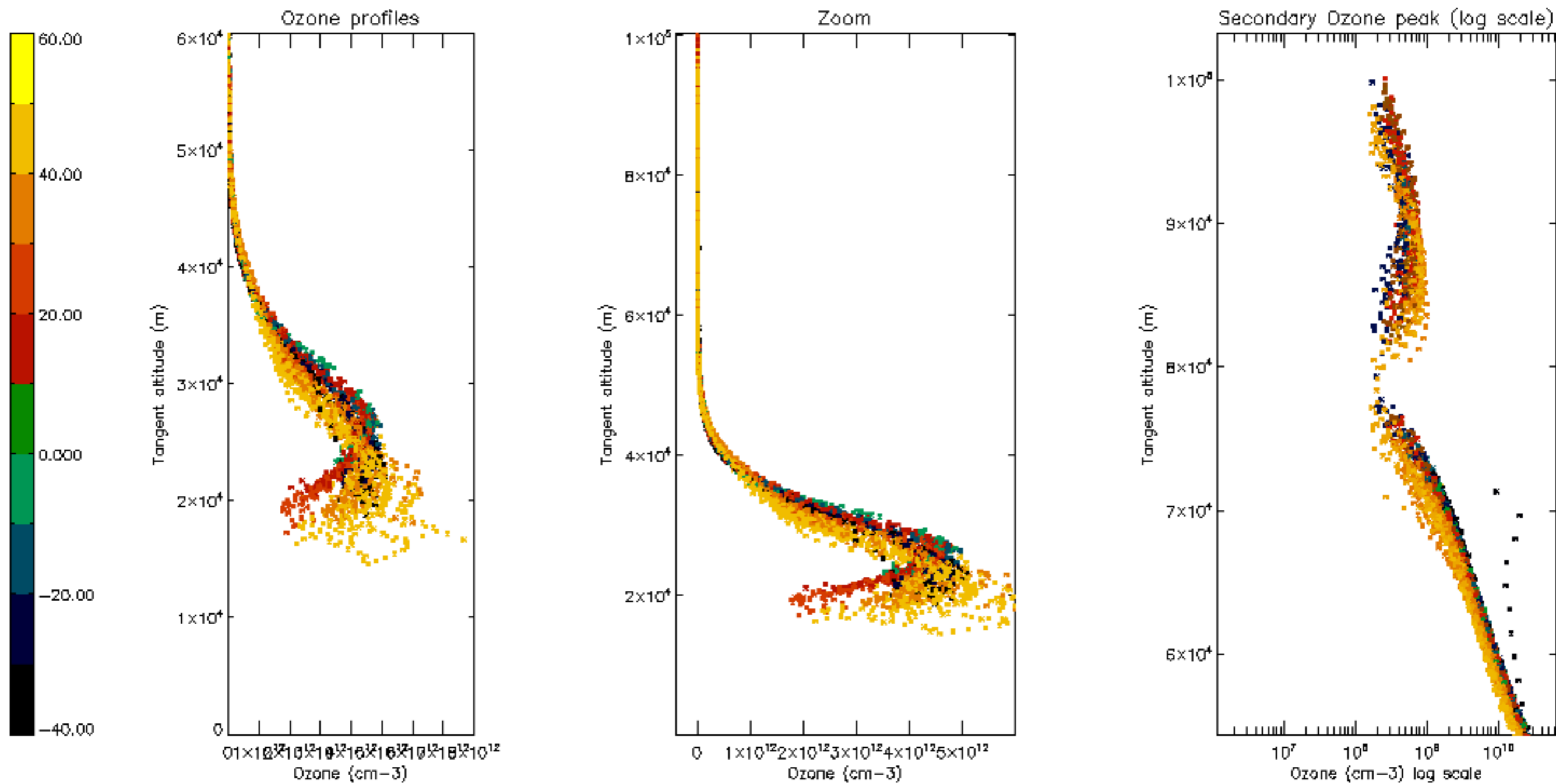


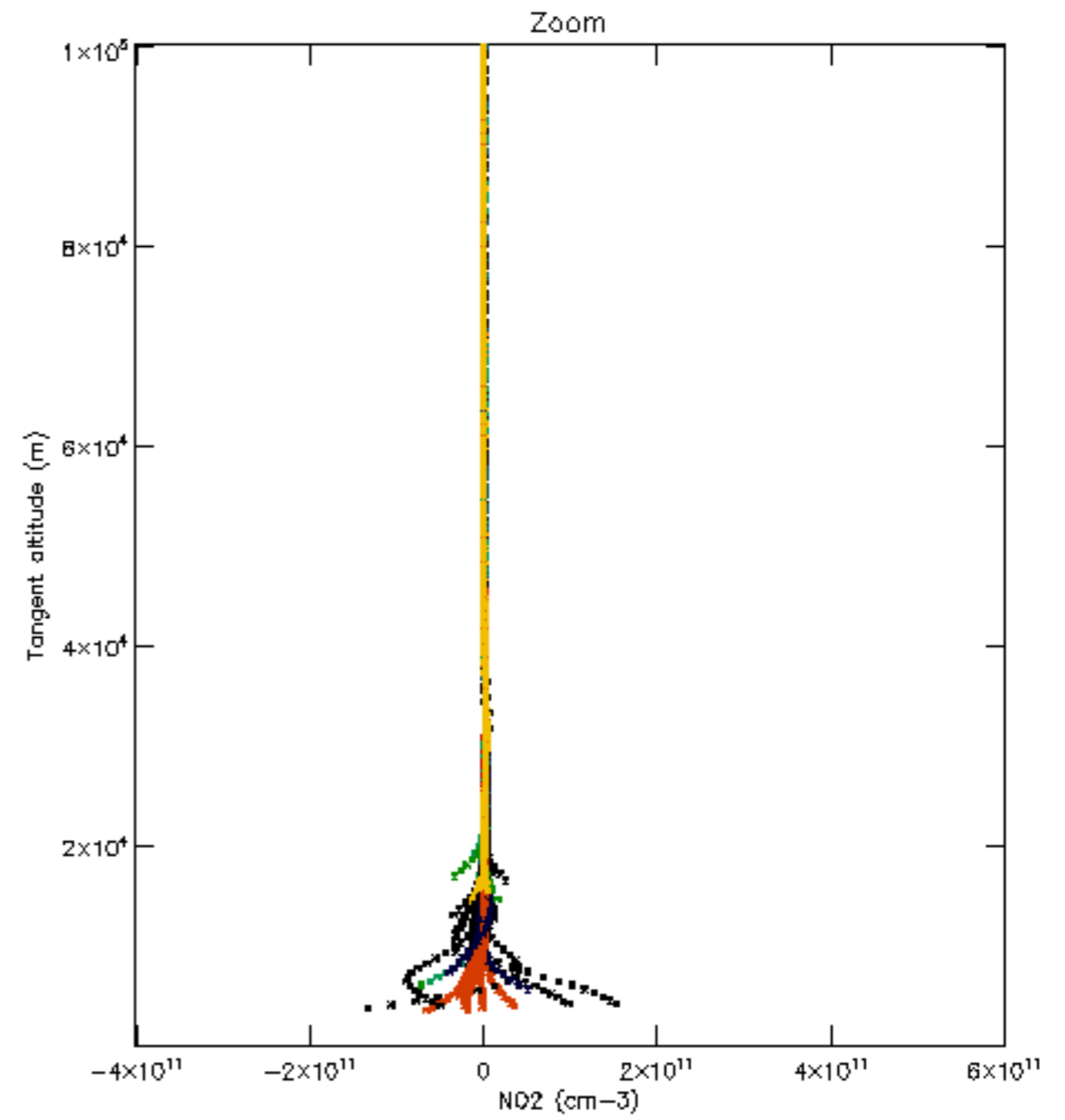
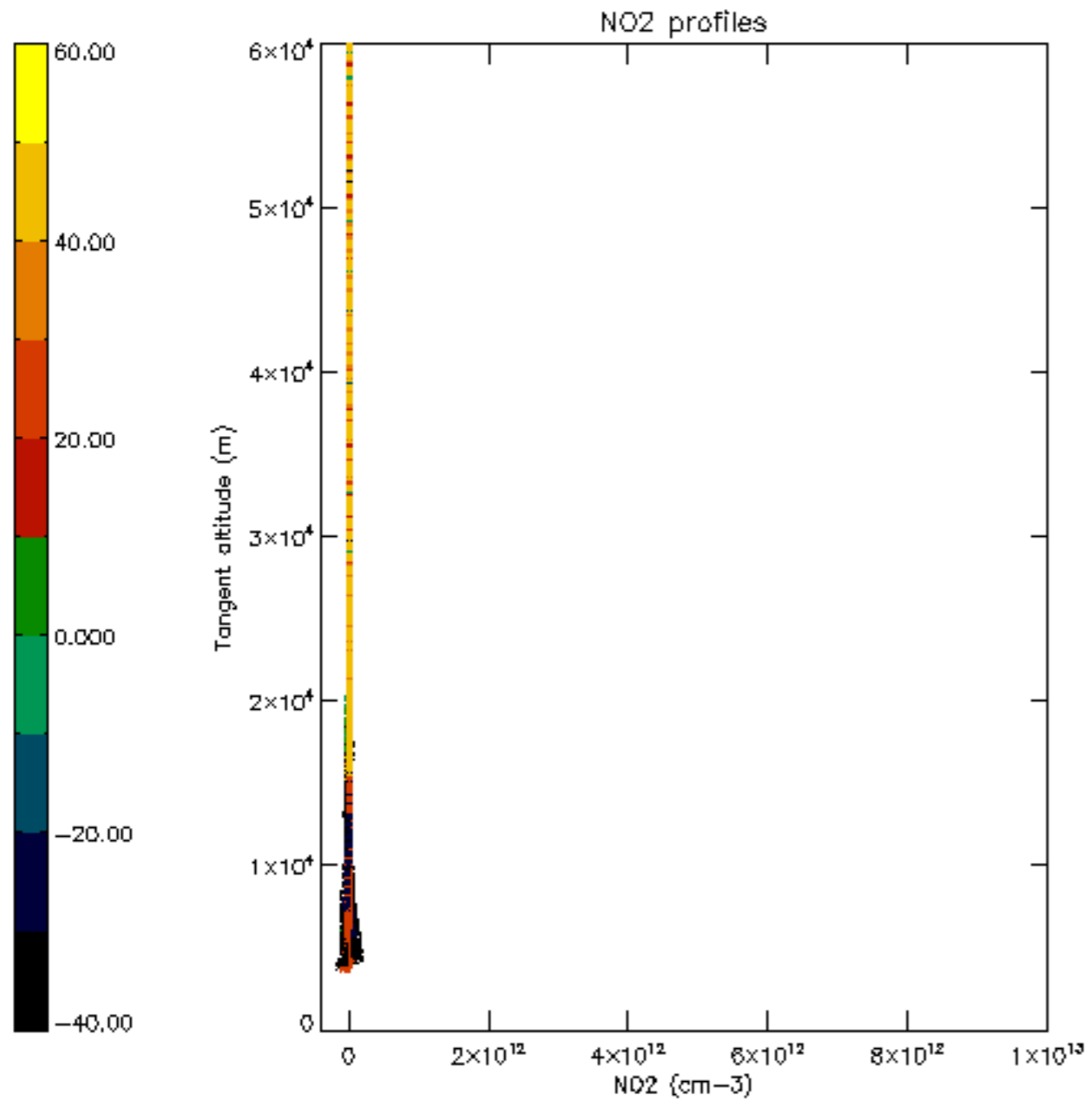




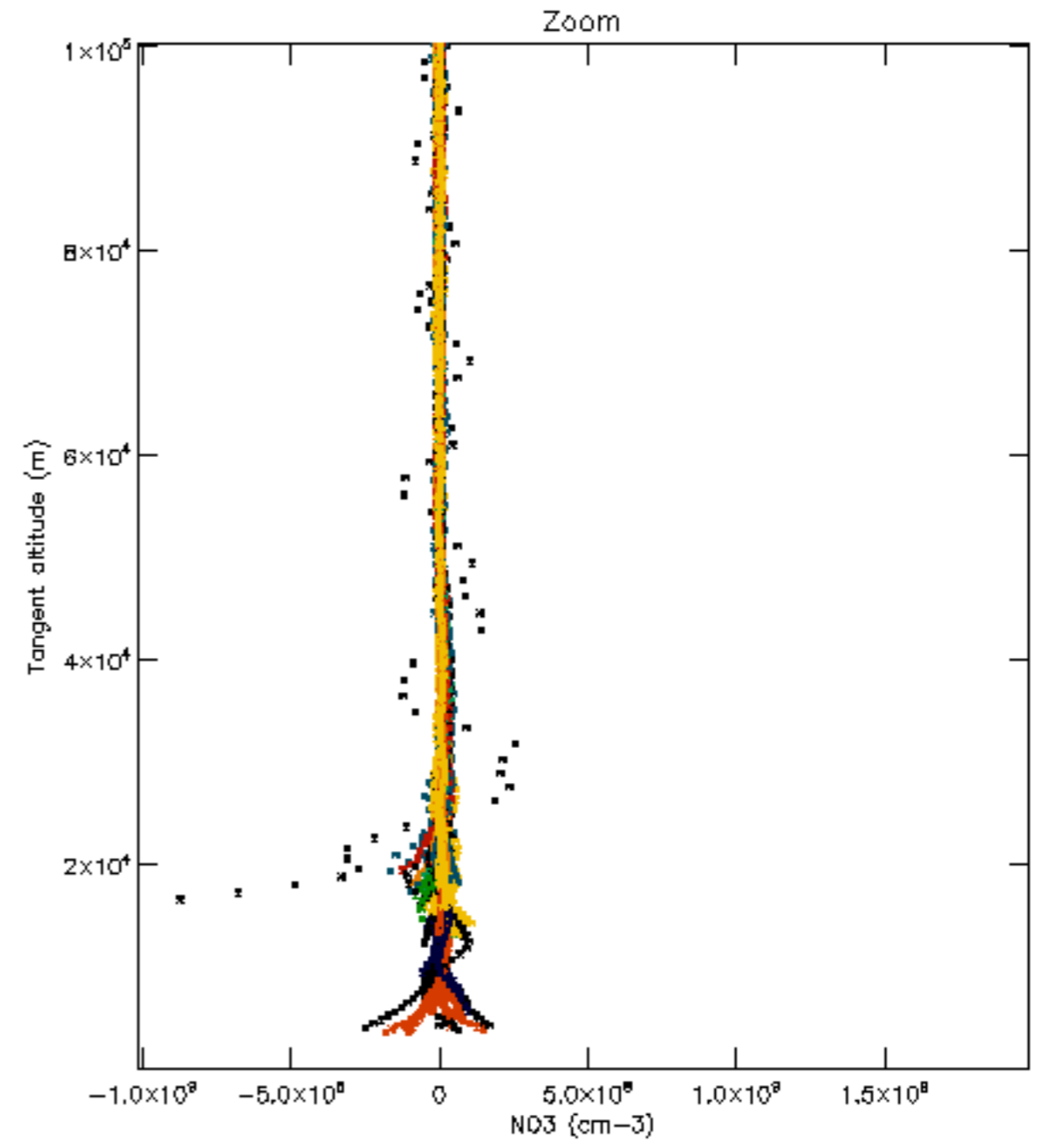
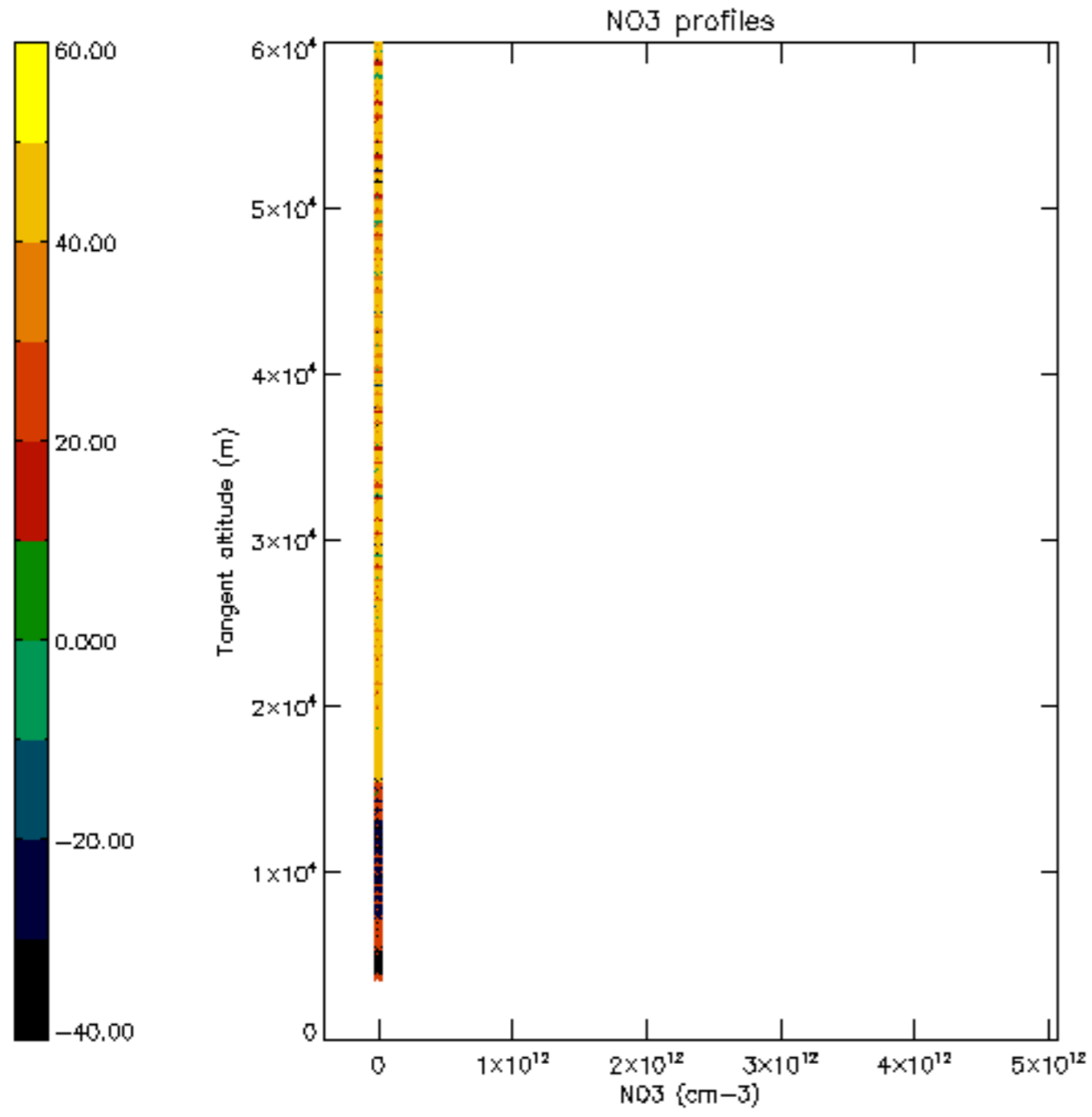


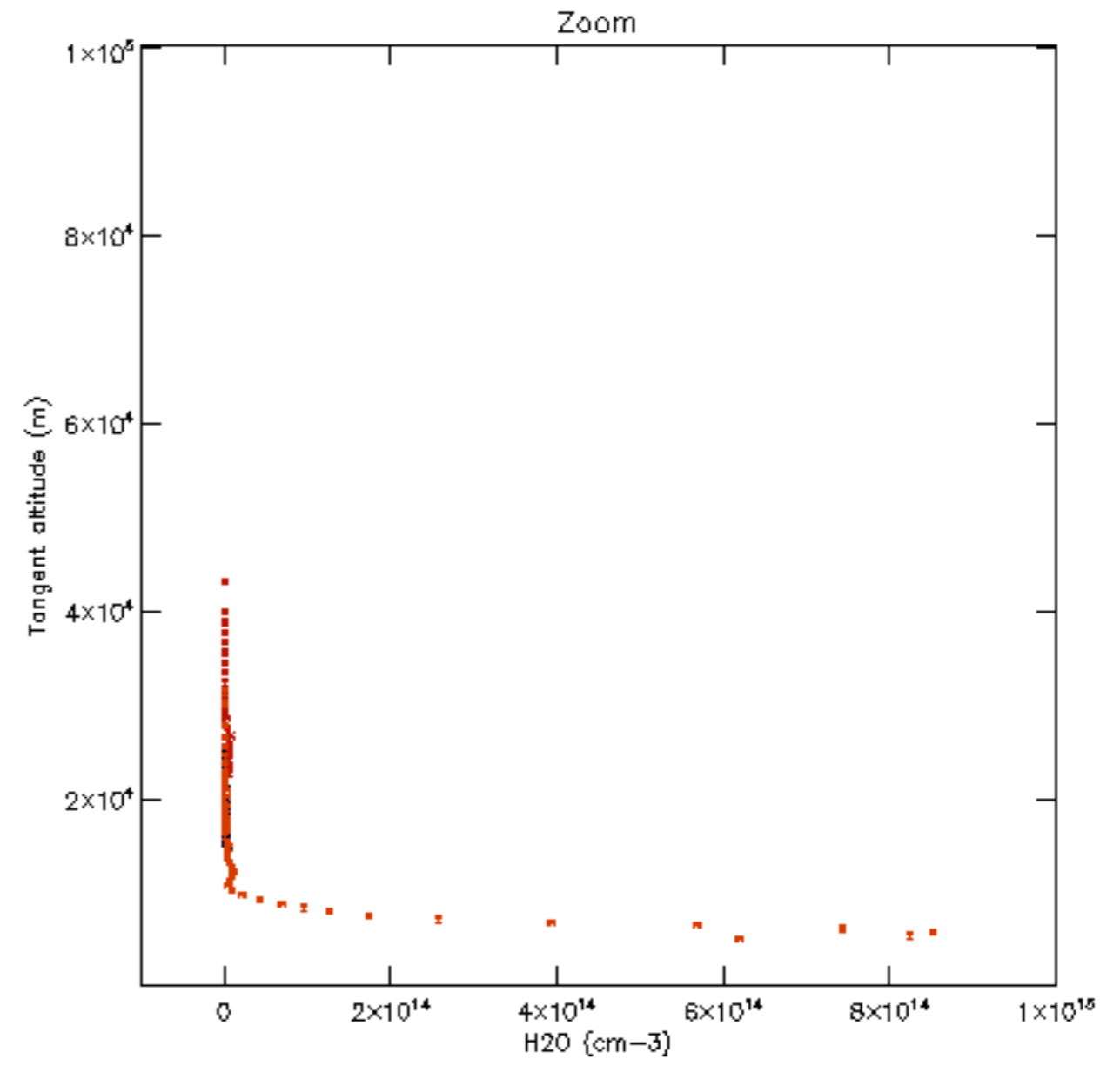
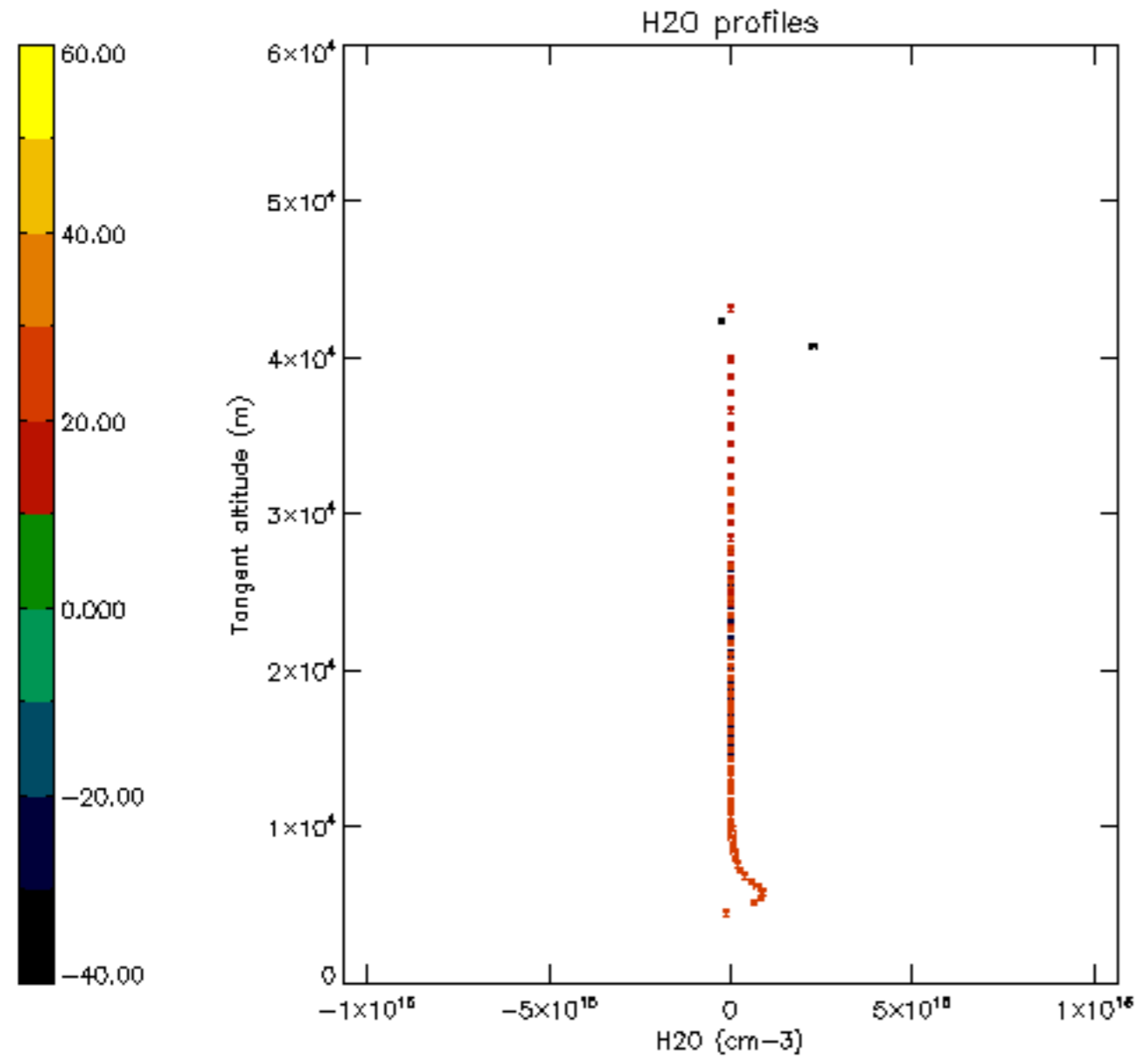


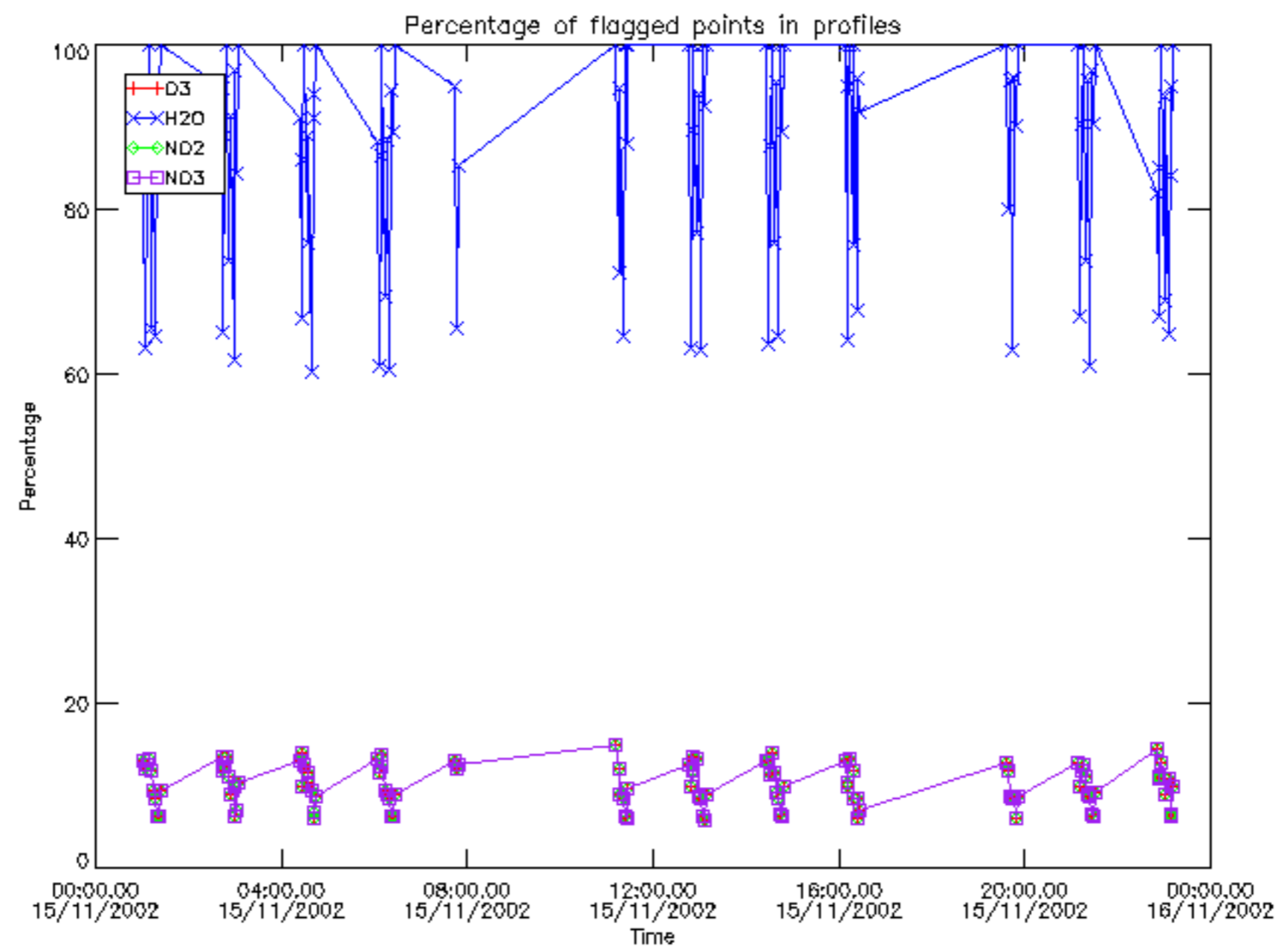




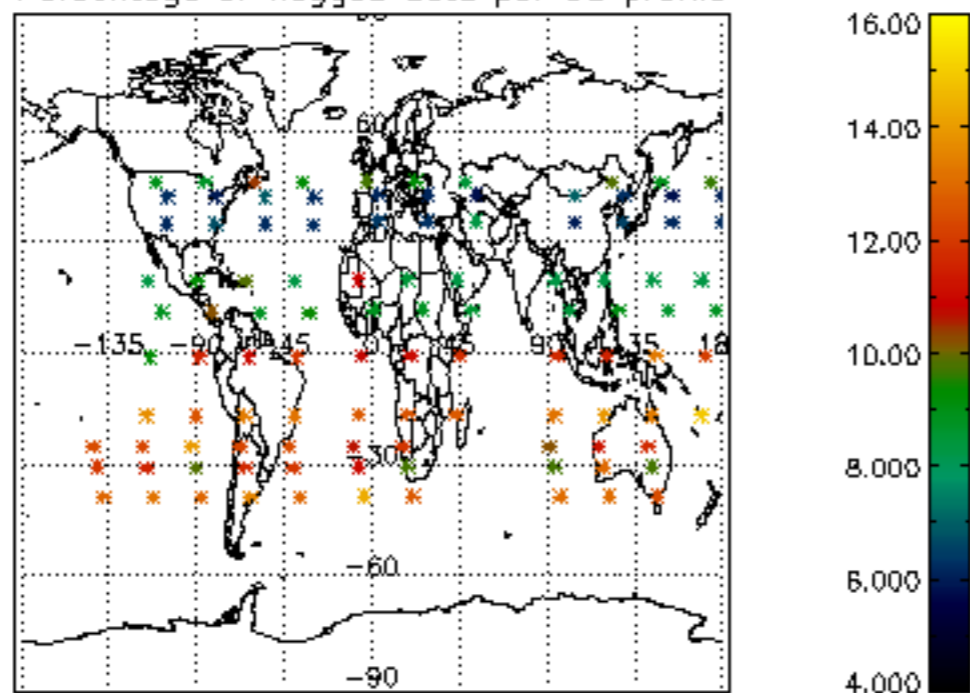




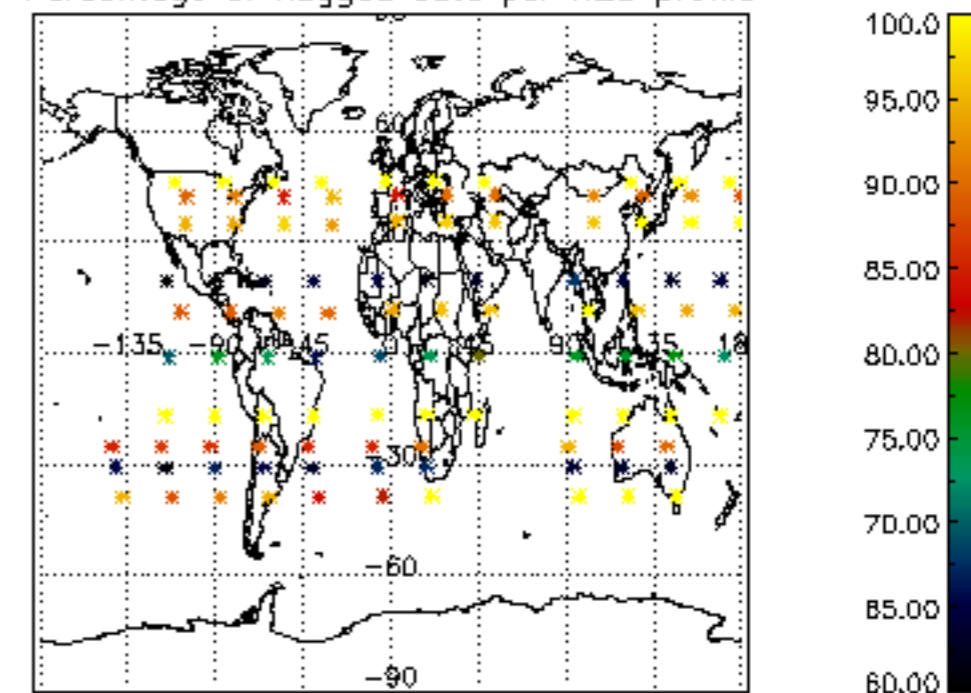




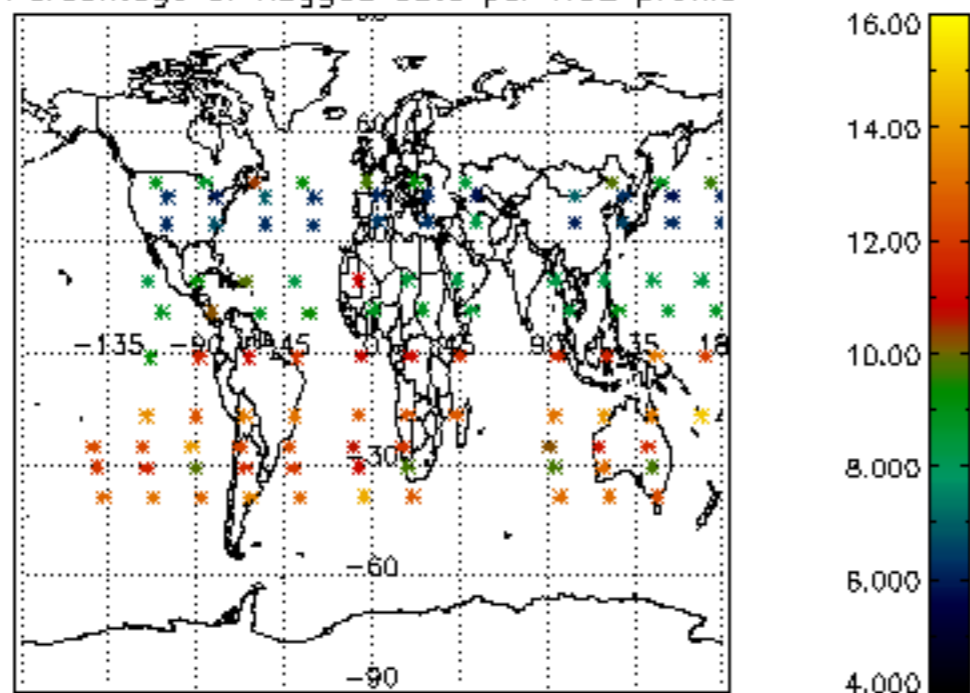
Percentage of flagged data per D3 profile



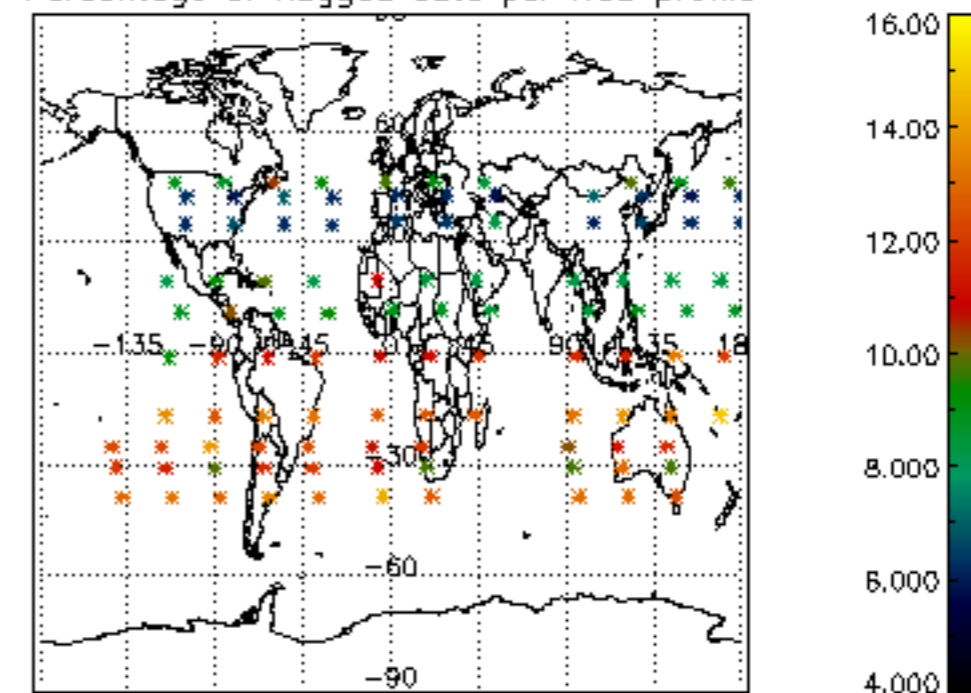
Percentage of flagged data per H2O profile



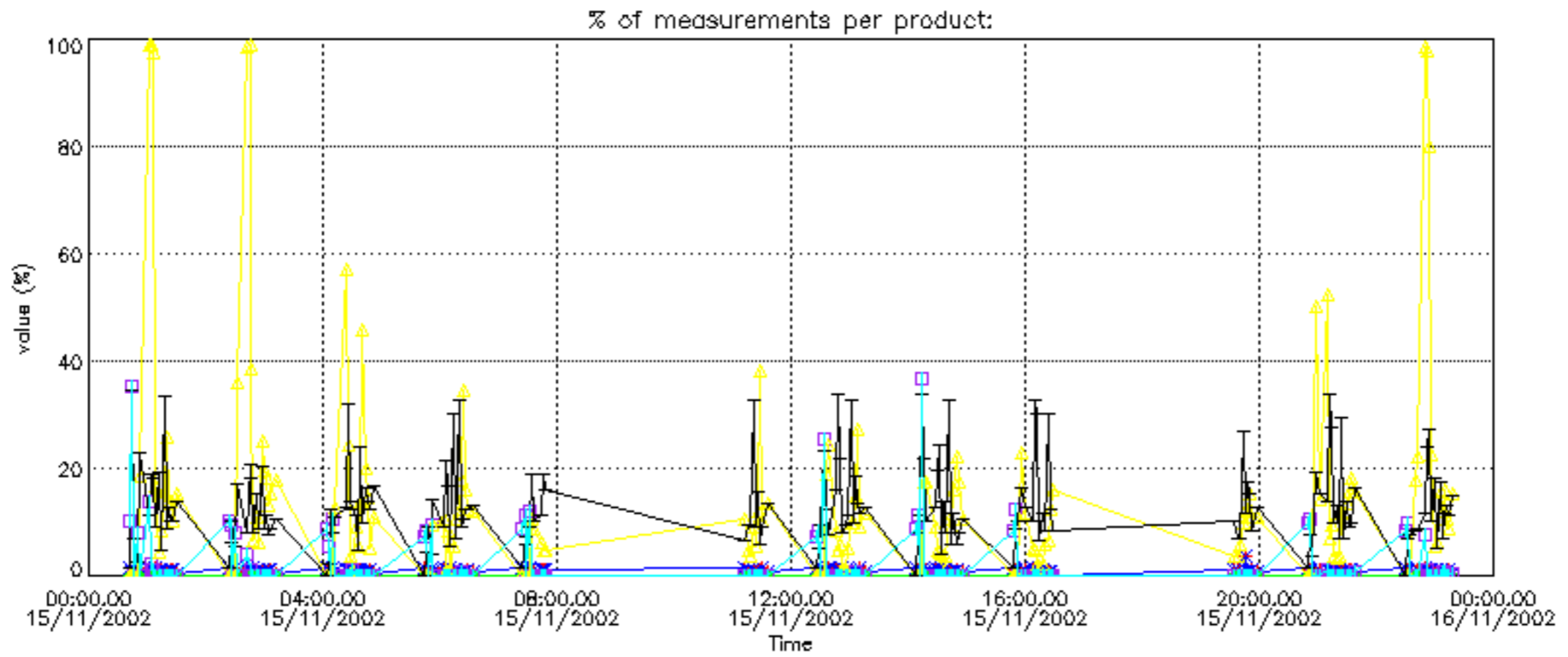
Percentage of flagged data per NO2 profile

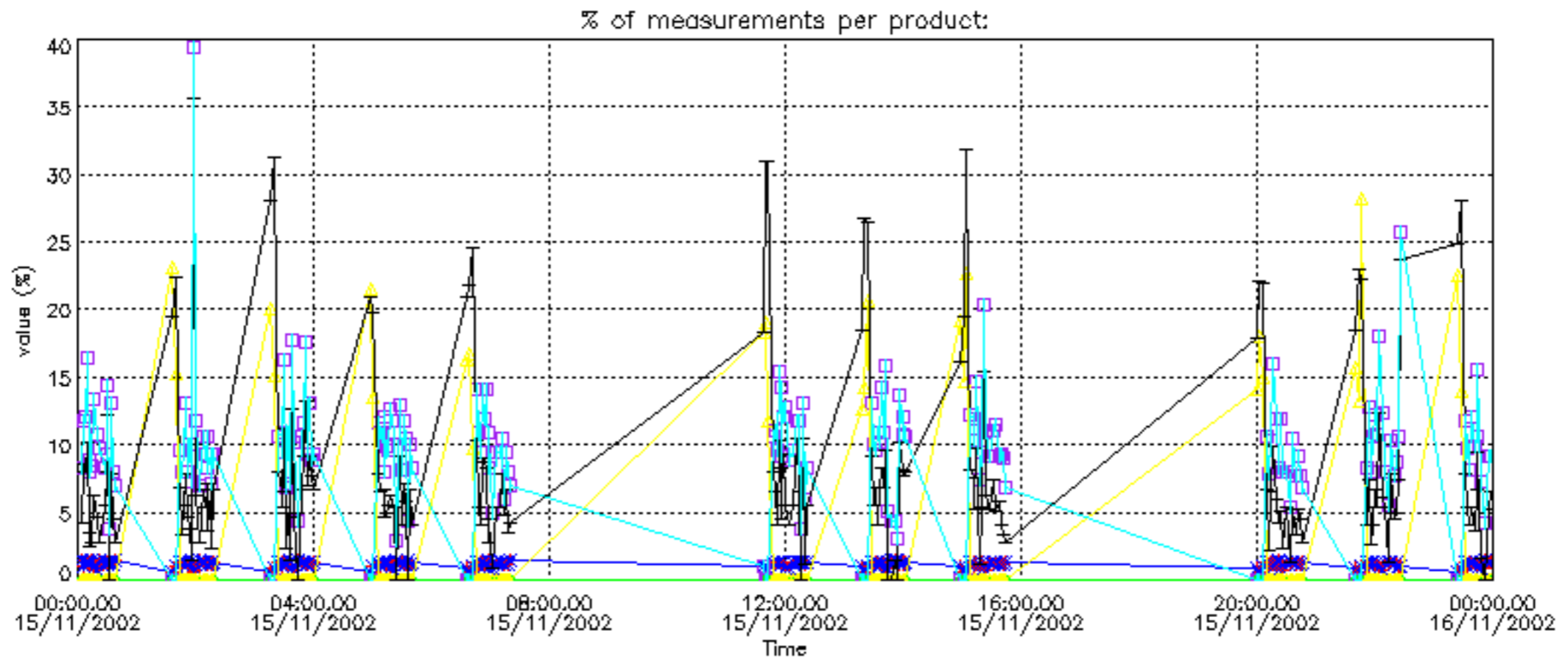


Percentage of flagged data per NO3 profile

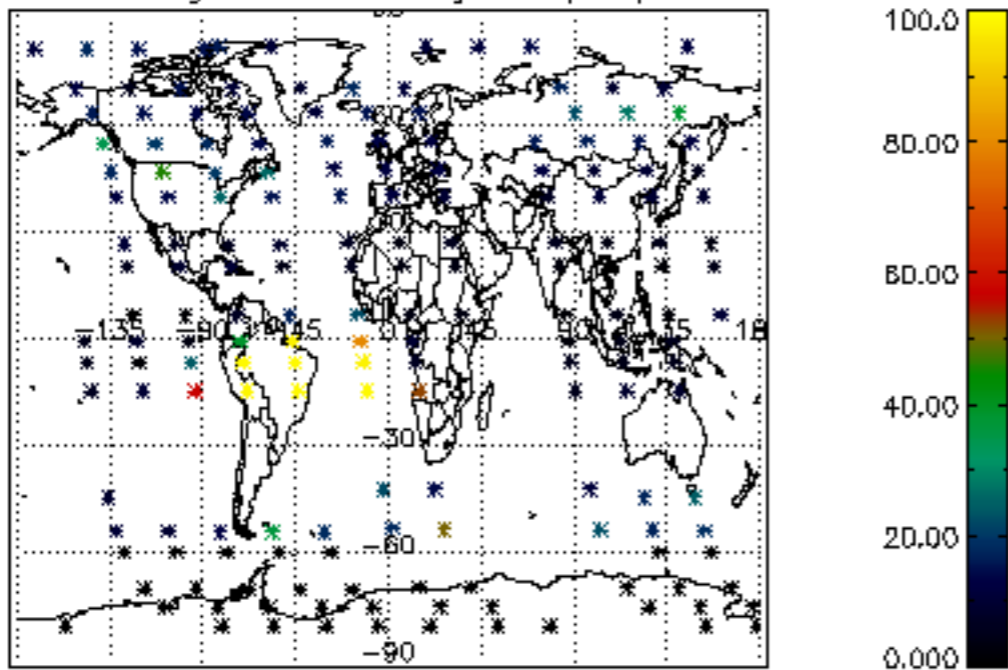




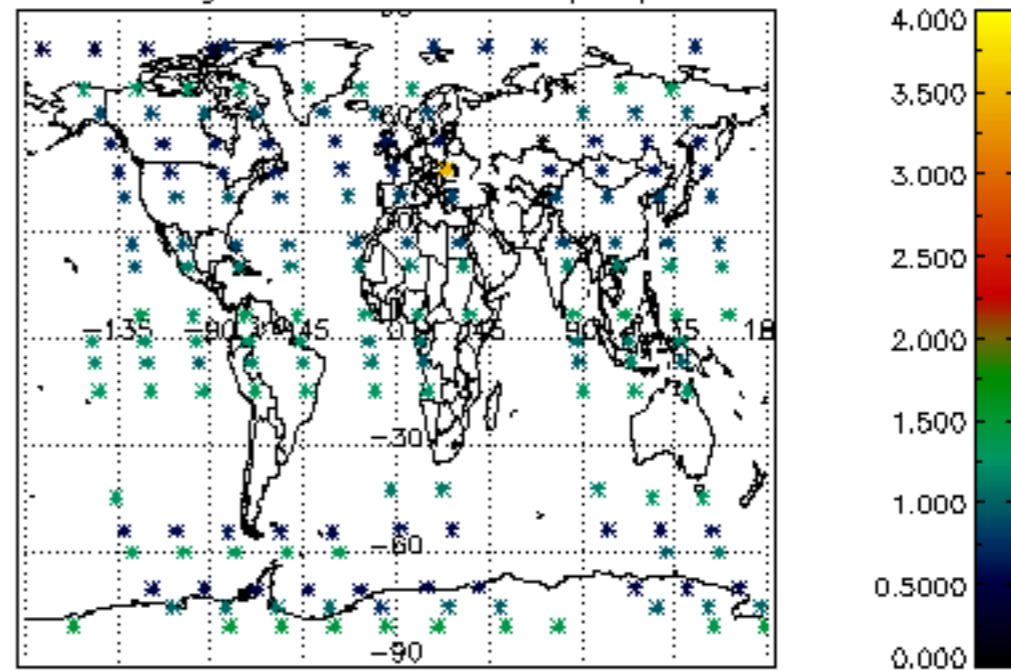




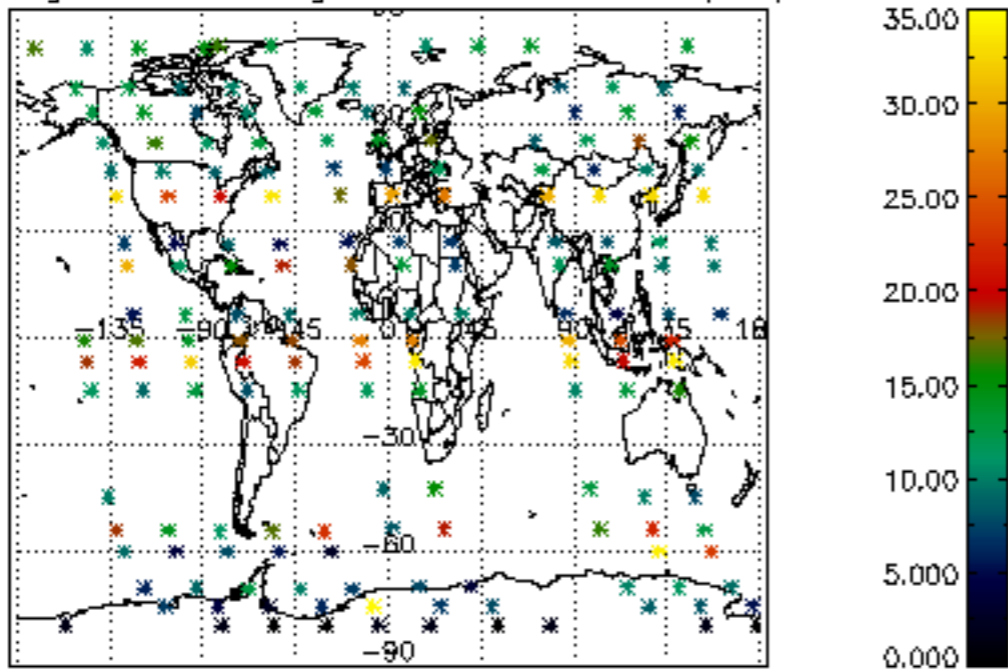
Percentage of cosmic ray hits per profile



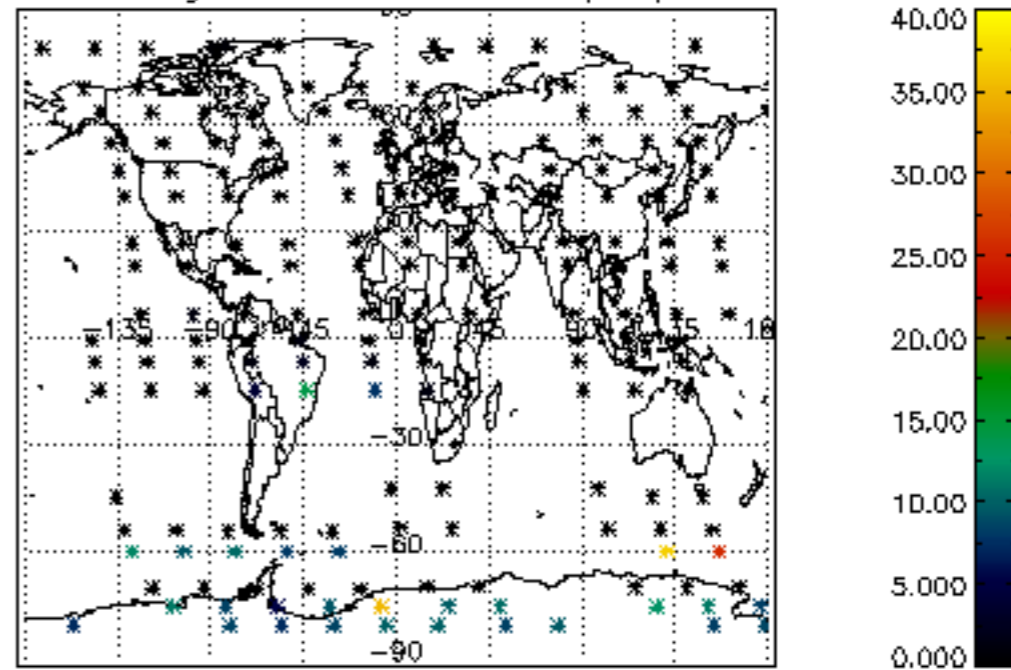
Percentage of datation errors per profile



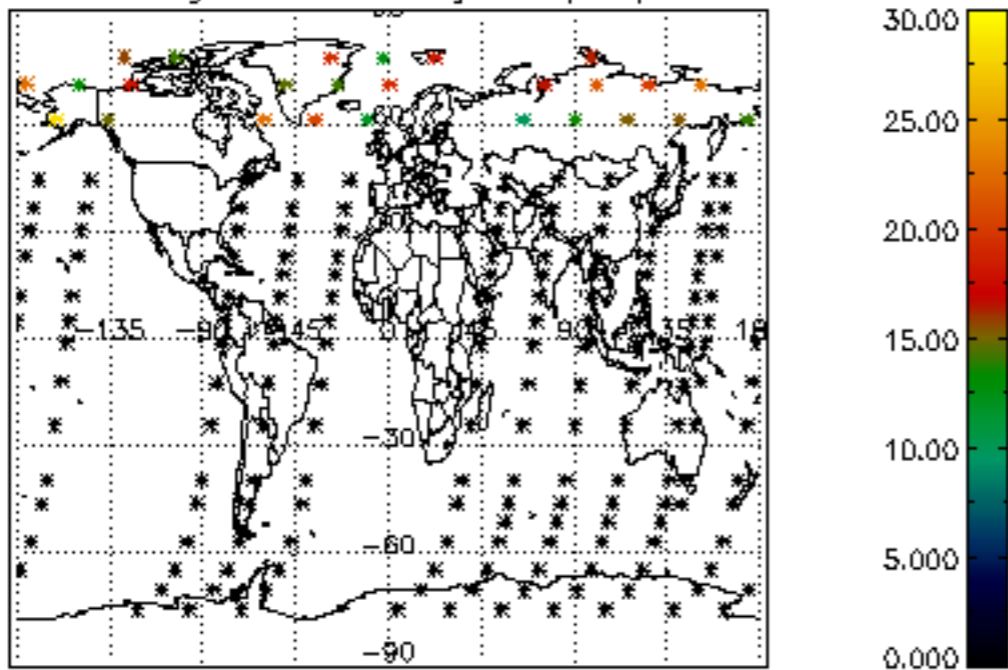
Percentage of star falling outside central band per profile



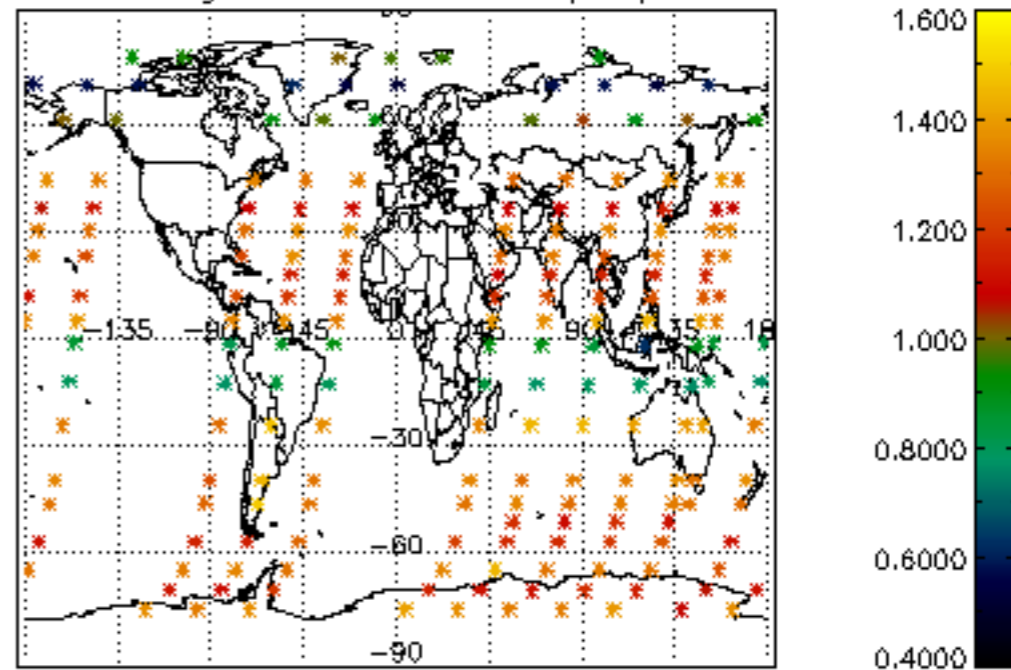
Percentage of saturation errors per profile



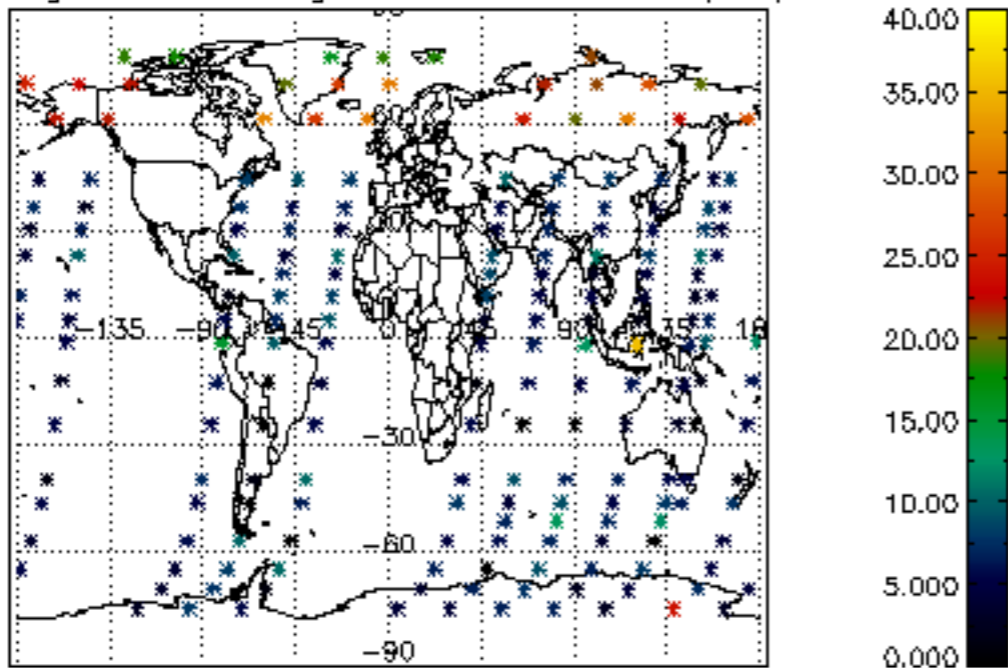
Percentage of cosmic ray hits per profile



Percentage of datation errors per profile



Percentage of star falling outside central band per profile



Percentage of saturation errors per profile

