

GOMOS Level 2 Daily Report

SUMMARY

[1. General Info](#)

[2. Summary of processed GOM_NL_2P products](#)

[3. Level 2 Quality information per product](#)

[3.1 Plot of level 2 quality information per product \(time dependant\)](#)

[3.2 Plot of level 2 quality information per product \(world map\)](#)

[4. Level 1 Quality information per product \(stored on level 2 products\)](#)

[4.1 Plot of level 1 quality information per product \(time dependant\)](#)

[4.1.1 Plot of level 1 quality information per product \(time dependant\): ASCENDING](#)

[4.1.2 Plot of level 1 quality information per product \(time dependant\): DESCENDING](#)

[4.2 Plot of level 1 quality information per product \(world map\)](#)

[4.2.1 Plot of level 1 quality information per product \(world map\): ASCENDING](#)

[4.2.2 Plot of level 1 quality information per product \(world map\): DESCENDING](#)

[5. Ozone profiles based on quality statistics and other trace gas profiles](#)

[5.1 Ozone statistics based on quality of products](#)

[5.2 Plot ozone profiles for all STD \(dark without errors\)](#)

[5.3 Plot ozone profiles where STD < 20% \(dark without errors\)](#)

[5.4. Plot ozone profiles where STD < 10% \(dark without errors\)](#)

[5.5. Plot ozone profiles where STD < 5% \(dark without errors\)](#)

[5.6 Plot NO2 profiles for all STD \(dark without errors\)](#)

[5.7 Plot NO3 profiles for all STD \(dark without errors\)](#)

[5.8 Plot H2O profiles \(only for occultations of stars 1,2,3,4,13,14,16,26,63 dark without errors\) for all STD](#)

[6. Auxiliary Data Files used for the production reported in section 2](#)

This report presents the daily analysis on parameters extracted from GOMOS level 2 data (GOM_NL__2P). It is intended to monitor some important parameters that will impact the quality of these products. A list of level 2 products (and content) that have arrived during the reporting day to the PCF is also given.

Item	Value
Time of report generation	17APR2013 20:07:40
Data source version	GOMOS/6.01
Start time of products	12-11-2002 (12NOV2002 00:00:00)
Stop time of products	13-11-2002 (13NOV2002 00:00:00)
Store outputs in DB	Yes
Nb of level 2 prods	412
Nb of prods with errors	7

2. Summary of processed GOM_NL__2P products.

Nr	Filename	UTC Start time	Limb	Duration	Star Id	Star Name	Star Mag	Star Temp	Nb Meas	Orbit	Prod. error
1	GOM_NL__2PRFIN20021112_000143_000000442011_00102_03663_1481.N1	12-NOV-2002 00:01:43	Bright	43.500	173	4Bet Tri	3.0040	8900.0	87	3663	No
2	GOM_NL__2PRFIN20021112_000347_000000442011_00102_03663_1482.N1	12-NOV-2002 00:03:47	Bright	43.500	73	57Gam1And	2.2600	13100.	87	3663	No
3	GOM_NL__2PRFIN20021112_000538_000000552011_00102_03663_1483.N1	12-NOV-2002 00:05:38	Bright	54.500	149	45Eps Per	2.8880	30000.	109	3663	No
4	GOM_NL__2PRFIN20021112_000755_000000442011_00102_03663_1484.N1	12-NOV-2002 00:07:55	Bright	44.000	68	18Alp Cas	2.2250	4500.0	88	3663	No
5	GOM_NL__2PRFIN20021112_001129_000000702011_00102_03663_1485.N1	12-NOV-2002 00:11:29	Bright	70.000	6	13Alp Aur	0.080000	3400.0	140	3663	No
6	GOM_NL__2PRFIN20021112_001657_000000442011_00102_03663_1486.N1	12-NOV-2002 00:16:57	Bright	44.000	49	1Alp UMi	1.9900	6300.0	88	3663	No
7	GOM_NL__2PRFIN20021112_002112_000000452011_00102_03663_1487.N1	12-NOV-2002 00:21:12	Bright	44.500	60	7Bet UMi	2.0810	3950.0	89	3663	No
8	GOM_NL__2PRFIN20021112_002446_000000502011_00102_03663_1488.N1	12-NOV-2002 00:24:46	Bright	50.000	36	50Alp UMa	1.8000	6300.0	100	3663	No
9	GOM_NL__2PRFIN20021112_002624_000000492011_00102_03663_1489.N1	12-NOV-2002 00:26:24	Bright	48.500	82	48Bet UMa	2.3650	10600.	97	3663	No
10	GOM_NL__2PRFIN20021112_002828_000000432011_00102_03663_1490.N1	12-NOV-2002 00:28:28	Bright	43.000	39	85Eta UMa	1.8540	24000.	86	3663	No
11	GOM_NL__2PRFIN20021112_003021_000000512011_00102_03663_1491.N1	12-NOV-2002 00:30:21	Bright	50.500	174	52Psi UMa	3.0040	4400.0	101	3663	No
12	GOM_NL__2PRFIN20021112_003945_000000912011_00102_03663_1492.N1	12-NOV-2002 00:39:45	Bright	90.500	166	17Eps Leo	2.9800	6000.0	181	3663	No
13	GOM_NL__2PRFIN20021112_004416_000000912011_00102_03663_1493.N1	12-NOV-2002 00:44:16	Twilight	91.000	22	32Alp Leo	1.3600	15200.	182	3663	No
14	GOM_NL__2PRFIN20021112_004648_000002092011_00102_03663_1494.N1	12-NOV-2002 00:46:48	Dark	209.00	1015	Jupiter	0.0000	0.0000	418	3663	Yes
15	GOM_NL__2PRFIN20021112_005616_000000462011_00102_03663_1495.N1	12-NOV-2002 00:56:16	Dark	45.500	64	Gam Cen	2.2000	10600.	91	3663	No
16	GOM_NL__2PRFIN20021112_005833_000000492011_00102_03663_1496.N1	12-NOV-2002 00:58:33	Dark	48.500	26	Gam Cru	1.6240	2900.0	97	3663	No
17	GOM_NL__2PRFIN20021112_010012_000000452011_00102_03663_1497.N1	12-NOV-2002 01:00:12	Dark	45.000	12	Alp1Cru	0.77500	30000.	90	3663	No
18	GOM_NL__2PRFIN20021112_010235_000000702011_00103_03664_1471.N1	12-NOV-2002 01:02:35	Dark	70.000	65	Lam Vel	2.2040	4400.0	140	3664	No
19	GOM_NL__2PRFIN20021112_010658_000000642011_00103_03664_1472.N1	12-NOV-2002 01:06:58	Dark	64.000	70	Zet Pup	2.2460	39000.	128	3664	No
20	GOM_NL__2PRFIN20021112_011109_000000672011_00103_03664_1473.N1	12-NOV-2002 01:11:09	Dark	67.000	2	Alp Car	-0.73600	7000.0	134	3664	No
21	GOM_NL__2PRFIN20021112_011451_000001042011_00103_03664_1474.N1	12-NOV-2002 01:14:51	Dark	103.50	23	21Eps CMa	1.5020	26000.	207	3664	No
22	GOM_NL__2PRFIN20021112_011750_000000642011_00103_03664_1475.N1	12-NOV-2002 01:17:50	Dark	63.500	108	Alp Col	2.6520	15200.	127	3664	No
23	GOM_NL__2PRFIN20021112_012019_000000472011_00103_03664_1476.N1	12-NOV-2002 01:20:19	Straylight	47.000	157	The1Eri	2.9060	9300.0	94	3664	No
24	GOM_NL__2PRFIN20021112_012411_000001612011_00103_03664_1477.N1	12-NOV-2002 01:24:11	Straylight	161.00	47	2Bet CMa	1.9760	28000.	322	3664	No
25	GOM_NL__2PRFIN20021112_013044_000001132011_00103_03664_1478.N1	12-NOV-2002 01:30:44	Twilight	112.50	7	19Bet Ori	0.10000	14000.	225	3664	No
26	GOM_NL__2PRFIN20021112_013319_000001432011_00103_03664_1479.N1	12-NOV-2002 01:33:19	Bright	142.50	125	44Iot Ori	2.7700	30000.	285	3664	No
27	GOM_NL__2PRFIN20021112_013814_000000442011_00103_03664_1480.N1	12-NOV-2002 01:38:14	Bright	43.500	105	6Bet Ari	2.6450	8900.0	87	3664	No
28	GOM_NL__2PRFIN20021112_014219_000000442011_00103_03664_1481.N1	12-NOV-2002 01:42:19	Bright	43.500	173	4Bet Tri	3.0040	8900.0	87	3664	No
29	GOM_NL__2PRFIN20021112_014423_000000462011_00103_03664_1482.N1	12-NOV-2002 01:44:23	Bright	45.500	73	57Gam1And	2.2600	13100.	91	3664	No
30	GOM_NL__2PRFIN20021112_014613_000000542011_00103_03664_1483.N1	12-NOV-2002 01:46:13	Bright	54.000	149	45Eps Per	2.8880	30000.	108	3664	No
31	GOM_NL__2PRFIN20021112_014832_000000452011_00103_03664_1484.N1	12-NOV-2002 01:48:32	Bright	44.500	68	18Alp Cas	2.2250	4500.0	89	3664	No
32	GOM_NL__2PRFIN20021112_015204_000000672011_00103_03664_1485.N1	12-NOV-2002 01:52:04	Bright	66.500	6	13Alp Aur	0.080000	3400.0	133	3664	No
33	GOM_NL__2PRFIN20021112_015734_000000442011_00103_03664_1486.N1	12-NOV-2002 01:57:34	Bright	43.500	49	1Alp UMi	1.9900	6300.0	87	3664	No
34	GOM_NL__2PRFIN20021112_020147_000000462011_00103_03664_1487.N1	12-NOV-2002 02:01:47	Bright	45.500	60	7Bet UMi	2.0810	3950.0	91	3664	No
35	GOM_NL__2PRFIN20021112_020521_000000512011_00103_03664_1488.N1	12-NOV-2002 02:05:21	Bright	50.500	36	50Alp UMa	1.8000	6300.0	101	3664	No
36	GOM_NL__2PRFIN20021112_020700_000000502011_00103_03664_1489.N1	12-NOV-2002 02:07:00	Bright	50.000	82	48Bet UMa	2.3650	10600.	100	3664	No
37	GOM_NL__2PRFIN20021112_020903_000000442011_00103_03664_1490.N1	12-NOV-2002 02:09:03	Bright	44.000	39	85Eta UMa	1.8540	24000.	88	3664	No
38	GOM_NL__2PRFIN20021112_021057_000000522011_00103_03664_1491.N1	12-NOV-2002 02:10:57	Bright	52.000	174	52Psi UMa	3.0040	4400.0	104	3664	No
39	GOM_NL__2PRFIN20021112_022021_000000902011_00103_03664_1492.N1	12-NOV-2002 02:20:21	Bright	90.000	166	17Eps Leo	2.9800	6000.0	180	3664	No
40	GOM_NL__2PRFIN20021112_022452_000000922011_00103_03664_1493.N1	12-NOV-2002 02:24:52	Twilight	92.000	22	32Alp Leo	1.3600	15200.	184	3664	No
41	GOM_NL__2PRFIN20021112_022726_000001922011_00103_03664_1494.N1	12-NOV-2002 02:27:26	Dark	191.50	1015	Jupiter	0.0000	0.0000	383	3664	Yes
42	GOM_NL__2PRFIN20021112_023651_000000462011_00103_03664_1495.N1	12-NOV-2002 02:36:51	Dark	45.500	64	Gam Cen	2.2000	10600.	91	3664	No

43	GOM_NL__2PRFIN20021112_023909_00000522011_00103_03664_1496.N1	12-NOV-2002 02:39:09	Dark	51.500	26	Gam Cru	1.6240	2900.0	103	3664	No
44	GOM_NL__2PRFIN20021112_024048_00000542011_00103_03664_1497.N1	12-NOV-2002 02:40:48	Dark	53.500	12	Alp1Cru	0.77500	30000.	107	3664	No
45	GOM_NL__2PRFIN20021112_024311_00000622011_00104_03665_1472.N1	12-NOV-2002 02:43:11	Dark	62.000	65	Lam Vel	2.2040	4400.0	124	3665	No
46	GOM_NL__2PRFIN20021112_024652_00000592011_00104_03665_1473.N1	12-NOV-2002 02:46:52	Dark	59.000	34	Gam2Vel	1.7930	23000.	118	3665	No
47	GOM_NL__2PRFIN20021112_025146_00000682011_00104_03665_1474.N1	12-NOV-2002 02:51:46	Dark	68.000	2	Alp Car	-0.73600	7000.0	136	3665	No
48	GOM_NL__2PRFIN20021112_025553_00000462011_00104_03665_1475.N1	12-NOV-2002 02:55:53	Dark	45.500	143	Alp Hyi	2.8570	7200.0	91	3665	No
49	GOM_NL__2PRFIN20021112_025714_00000492011_00104_03665_1476.N1	12-NOV-2002 02:57:14	Dark	49.000	9	Alp Eri	0.45300	24000.	98	3665	No
50	GOM_NL__2PRFIN20021112_030054_00000462011_00104_03665_1477.N1	12-NOV-2002 03:00:54	Straylight	45.500	157	The1Eri	2.9060	9300.0	91	3665	No
51	GOM_NL__2PRFIN20021112_030527_000002162011_00104_03665_1478.N1	12-NOV-2002 03:05:27	Twilight_and_stray	216.00	1	9Alp CMa	-1.4400	11000.	432	3665	No
52	GOM_NL__2PRFIN20021112_031119_000001152011_00104_03665_1479.N1	12-NOV-2002 03:11:19	Twilight_and_stray	115.00	7	19Bet Ori	0.10000	14000.	230	3665	No
53	GOM_NL__2PRFIN20021112_031406_00000642011_00104_03665_1480.N1	12-NOV-2002 03:14:06	Twilight_and_stray	63.500	94	92Alp Cet	2.5260	3100.0	127	3665	No
54	GOM_NL__2PRFIN20021112_031849_00000462011_00104_03665_1481.N1	12-NOV-2002 03:18:49	Bright	45.500	105	6Bet Ari	2.6450	8900.0	91	3665	No
55	GOM_NL__2PRFIN20021112_032255_00000442011_00104_03665_1482.N1	12-NOV-2002 03:22:55	Bright	44.000	173	4Bet Tri	3.0040	8900.0	88	3665	No
56	GOM_NL__2PRFIN20021112_032459_00000482011_00104_03665_1483.N1	12-NOV-2002 03:24:59	Bright	47.500	73	57Gam1And	2.2600	13100.	95	3665	No
57	GOM_NL__2PRFIN20021112_032649_00000532011_00104_03665_1484.N1	12-NOV-2002 03:26:49	Bright	53.000	149	45Eps Per	2.8880	30000.	106	3665	No
58	GOM_NL__2PRFIN20021112_032908_00000432011_00104_03665_1485.N1	12-NOV-2002 03:29:08	Bright	43.000	68	18Alp Cas	2.2250	4500.0	86	3665	No
59	GOM_NL__2PRFIN20021112_033238_00000932011_00104_03665_1486.N1	12-NOV-2002 03:32:38	Bright	93.000	6	13Alp Aur	0.080000	3400.0	186	3665	No
60	GOM_NL__2PRFIN20021112_033810_00000412011_00104_03665_1487.N1	12-NOV-2002 03:38:10	Bright	40.500	49	1Alp UMi	1.9900	6300.0	81	3665	No
61	GOM_NL__2PRFIN20021112_034224_00000462011_00104_03665_1488.N1	12-NOV-2002 03:42:24	Bright	46.000	60	7Bet UMi	2.0810	3950.0	92	3665	No
62	GOM_NL__2PRFIN20021112_034558_00000502011_00104_03665_1489.N1	12-NOV-2002 03:45:58	Bright	49.500	36	50Alp UMa	1.8000	6300.0	99	3665	No
63	GOM_NL__2PRFIN20021112_034735_00000512011_00104_03665_1490.N1	12-NOV-2002 03:47:35	Bright	51.000	82	48Bet UMa	2.3650	10600.	102	3665	No
64	GOM_NL__2PRFIN20021112_034940_00000432011_00104_03665_1491.N1	12-NOV-2002 03:49:40	Bright	43.000	39	85Eta UMa	1.8540	24000.	86	3665	No
65	GOM_NL__2PRFIN20021112_035132_00000522011_00104_03665_1492.N1	12-NOV-2002 03:51:32	Bright	51.500	174	52Psi UMa	3.0040	4400.0	103	3665	No
66	GOM_NL__2PRFIN20021112_035310_00000432011_00104_03665_1493.N1	12-NOV-2002 03:53:10	Bright	43.000	152	12Alp2CVn	2.8900	11000.	86	3665	No
67	GOM_NL__2PRFIN20021112_040058_000001002011_00104_03665_1494.N1	12-NOV-2002 04:00:58	Bright	99.500	166	17Eps Leo	2.9800	6000.0	199	3665	No
68	GOM_NL__2PRFIN20021112_040530_00000922011_00104_03665_1495.N1	12-NOV-2002 04:05:30	Twilight_and_stray	91.500	22	32Alp Leo	1.3600	15200.	183	3665	No
69	GOM_NL__2PRFIN20021112_040804_000002552011_00104_03665_1496.N1	12-NOV-2002 04:08:04	Dark	255.00	1015	Jupiter	0.0000	0.0000	510	3665	Yes
70	GOM_NL__2PRFIN20021112_041728_00000462011_00104_03665_1497.N1	12-NOV-2002 04:17:28	Dark	45.500	64	Gam Cen	2.2000	10600.	91	3665	No
71	GOM_NL__2PRFIN20021112_041946_00000492011_00104_03665_1498.N1	12-NOV-2002 04:19:46	Dark	48.500	26	Gam Cru	1.6240	2900.0	97	3665	No
72	GOM_NL__2PRFIN20021112_042124_00000492011_00104_03665_1499.N1	12-NOV-2002 04:21:24	Dark	49.000	12	Alp1Cru	0.77500	30000.	98	3665	No
73	GOM_NL__2PRFIN20021112_042349_00000602011_00105_03666_1472.N1	12-NOV-2002 04:23:49	Dark	60.000	65	Lam Vel	2.2040	4400.0	120	3666	No
74	GOM_NL__2PRFIN20021112_042729_00000592011_00105_03666_1473.N1	12-NOV-2002 04:27:29	Dark	58.500	34	Gam2Vel	1.7930	23000.	117	3666	No
75	GOM_NL__2PRFIN20021112_043223_00000692011_00105_03666_1474.N1	12-NOV-2002 04:32:23	Dark	69.000	2	Alp Car	-0.73600	7000.0	138	3666	No
76	GOM_NL__2PRFIN20021112_043629_00000442011_00105_03666_1475.N1	12-NOV-2002 04:36:29	Dark	43.500	143	Alp Hyi	2.8570	7200.0	87	3666	No
77	GOM_NL__2PRFIN20021112_043749_00000562011_00105_03666_1476.N1	12-NOV-2002 04:37:49	Dark	56.000	9	Alp Eri	0.45300	24000.	112	3666	No
78	GOM_NL__2PRFIN20021112_044131_00000492011_00105_03666_1477.N1	12-NOV-2002 04:41:31	Straylight	49.000	157	The1Eri	2.9060	9300.0	98	3666	No
79	GOM_NL__2PRFIN20021112_044603_000002162011_00105_03666_1478.N1	12-NOV-2002 04:46:03	Twilight_and_stray	216.00	1	9Alp CMa	-1.4400	11000.	432	3666	No
80	GOM_NL__2PRFIN20021112_045155_000001122011_00105_03666_1479.N1	12-NOV-2002 04:51:55	Twilight_and_stray	112.00	7	19Bet Ori	0.10000	14000.	224	3666	No
81	GOM_NL__2PRFIN20021112_045442_00000602011_00105_03666_1480.N1	12-NOV-2002 04:54:42	Twilight_and_stray	60.000	94	92Alp Cet	2.5260	3100.0	120	3666	No
82	GOM_NL__2PRFIN20021112_045925_00000462011_00105_03666_1481.N1	12-NOV-2002 04:59:25	Bright	45.500	105	6Bet Ari	2.6450	8900.0	91	3666	No
83	GOM_NL__2PRFIN20021112_050331_00000452011_00105_03666_1482.N1	12-NOV-2002 05:03:31	Bright	45.000	173	4Bet Tri	3.0040	8900.0	90	3666	No
84	GOM_NL__2PRFIN20021112_050535_00000482011_00105_03666_1483.N1	12-NOV-2002 05:05:35	Bright	47.500	73	57Gam1And	2.2600	13100.	95	3666	No
85	GOM_NL__2PRFIN20021112_050724_00000532011_00105_03666_1484.N1	12-NOV-2002 05:07:24	Bright	52.500	149	45Eps Per	2.8880	30000.	105	3666	No
86	GOM_NL__2PRFIN20021112_050944_00000432011_00105_03666_1485.N1	12-NOV-2002 05:09:44	Bright	42.500	68	18Alp Cas	2.2250	4500.0	85	3666	No
87	GOM_NL__2PRFIN20021112_051313_00000732011_00105_03666_1486.N1	12-NOV-2002 05:13:13	Bright	72.500	6	13Alp Aur	0.080000	3400.0	145	3666	No
88	GOM_NL__2PRFIN20021112_051846_00000412011_00105_03666_1487.N1	12-NOV-2002 05:18:46	Bright	40.500	49	1Alp UMi	1.9900	6300.0	81	3666	No
89	GOM_NL__2PRFIN20021112_052301_00000422011_00105_03666_1488.N1	12-NOV-2002 05:23:01	Bright	41.500	60	7Bet UMi	2.0810	3950.0	83	3666	No
90	GOM_NL__2PRFIN20021112_052634_00000502011_00105_03666_1489.N1	12-NOV-2002 05:26:34	Bright	49.500	36	50Alp UMa	1.8000	6300.0	99	3666	No
91	GOM_NL__2PRFIN20021112_052811_00000502011_00105_03666_1490.N1	12-NOV-2002 05:28:11	Bright	50.000	82	48Bet UMa	2.3650	10600.	100	3666	No
92	GOM_NL__2PRFIN20021112_053017_00000432011_00105_03666_1491.N1	12-NOV-2002 05:30:17	Bright	42.500	39	85Eta UMa	1.8540	24000.	85	3666	No
93	GOM_NL__2PRFIN20021112_053208_00000502011_00105_03666_1492.N1	12-NOV-2002 05:32:08	Bright	49.500	174	52Psi UMa	3.0040	4400.0	99	3666	No
94	GOM_NL__2PRFIN20021112_053346_00000432011_00105_03666_1493.N1	12-NOV-2002 05:33:46	Bright	42.500	152	12Alp2CVn	2.8900	11000.	85	3666	No
95	GOM_NL__2PRFIN20021112_054135_00000992011_00105_03666_1494.N1	12-NOV-2002 05:41:35	Bright	98.500	166	17Eps Leo	2.9800	6000.0	197	3666	No
96	GOM_NL__2PRFIN20021112_054607_00000882011_00105_03666_1495.N1	12-NOV-2002 05:46:07	Twilight_and_stray	88.000	22	32Alp Leo	1.3600	15200.	176	3666	No
97	GOM_NL__2PRFIN20021112_054843_000002112011_00105_03666_1496.N1	12-NOV-2002 05:48:43	Dark	211.00	1015	Jupiter	0.0000	0.0000	422	3666	Yes
98	GOM_NL__2PRFIN20021112_055804_00000462011_00105_03666_1497.N1	12-NOV-2002 05:58:04	Dark	46.000	64	Gam Cen	2.2000	10600.	92	3666	No
99	GOM_NL__2PRFIN20021112_060022_00000482011_00105_03666_1498.N1	12-NOV-2002 06:00:22	Dark	48.000	26	Gam Cru	1.6240	2900.0	96	3666	No
100	GOM_NL__2PRFIN20021112_060200_00000492011_00105_03666_1499.N1	12-NOV-2002 06:02:00	Dark	48.500	12	Alp1Cru	0.77500	30000.	97	3666	No
101	GOM_NL__2PRFIN20021112_060426_00000622011_00106_03667_1472.N1	12-NOV-2002 06:04:26	Dark	62.000	65	Lam Vel	2.2040	4400.0	124	3667	No

102	GOM_NL__2PRFIN20021112_060806_000000572011_00106_03667_1473.N1	12-NOV-2002 06:08:06	Dark	57.000	34	Gam2Vel	1.7930	23000.	114	3667	No
103	GOM_NL__2PRFIN20021112_061259_000000692011_00106_03667_1474.N1	12-NOV-2002 06:12:59	Dark	69.000	2	Alp Car	-0.73600	7000.0	138	3667	No
104	GOM_NL__2PRFIN20021112_061705_000000462011_00106_03667_1475.N1	12-NOV-2002 06:17:05	Dark	45.500	143	Alp Hyi	2.8570	7200.0	91	3667	No
105	GOM_NL__2PRFIN20021112_061826_000000512011_00106_03667_1476.N1	12-NOV-2002 06:18:26	Dark	51.000	9	Alp Eri	0.45300	24000.	102	3667	No
106	GOM_NL__2PRFIN20021112_062207_000000472011_00106_03667_1477.N1	12-NOV-2002 06:22:07	Straylight	46.500	157	The1Eri	2.9060	9300.0	93	3667	No
107	GOM_NL__2PRFIN20021112_062640_000002162011_00106_03667_1478.N1	12-NOV-2002 06:26:40	Twilight_stray	216.00	1	9Alp CMa	-1.4400	11000.	432	3667	No
108	GOM_NL__2PRFIN20021112_063230_000001282011_00106_03667_1479.N1	12-NOV-2002 06:32:30	Twilight_stray	127.50	7	19Bet Ori	0.10000	14000.	255	3667	No
109	GOM_NL__2PRFIN20021112_063518_000000652011_00106_03667_1480.N1	12-NOV-2002 06:35:18	Twilight_stray	64.500	94	92Alp Cet	2.5260	3100.0	129	3667	No
110	GOM_NL__2PRFIN20021112_064002_000000442011_00106_03667_1481.N1	12-NOV-2002 06:40:02	Bright	44.000	105	6Bet Ari	2.6450	8900.0	88	3667	No
111	GOM_NL__2PRFIN20021112_064407_000000442011_00106_03667_1482.N1	12-NOV-2002 06:44:07	Bright	44.000	173	4Bet Tri	3.0040	8900.0	88	3667	No
112	GOM_NL__2PRFIN20021112_064611_000000442011_00106_03667_1483.N1	12-NOV-2002 06:46:11	Bright	44.000	73	57Gam1And	2.2600	13100.	88	3667	No
113	GOM_NL__2PRFIN20021112_064759_000000552011_00106_03667_1484.N1	12-NOV-2002 06:47:59	Bright	55.000	149	45Eps Per	2.8880	30000.	110	3667	No
114	GOM_NL__2PRFIN20021112_065020_000000442011_00106_03667_1485.N1	12-NOV-2002 06:50:20	Bright	43.500	68	18Alp Cas	2.2250	4500.0	87	3667	No
115	GOM_NL__2PRFIN20021112_065348_000000692011_00106_03667_1486.N1	12-NOV-2002 06:53:48	Bright	69.000	6	13Alp Aur	0.080000	3400.0	138	3667	No
116	GOM_NL__2PRFIN20021112_065922_000000432011_00106_03667_1487.N1	12-NOV-2002 06:59:22	Bright	43.000	49	1Alp UMi	1.9900	6300.0	86	3667	No
117	GOM_NL__2PRFIN20021112_070337_000000432011_00106_03667_1488.N1	12-NOV-2002 07:03:37	Bright	42.500	60	7Bet UMi	2.0810	3950.0	85	3667	No
118	GOM_NL__2PRFIN20021112_070710_000000462011_00106_03667_1489.N1	12-NOV-2002 07:07:10	Bright	46.000	36	50Alp UMa	1.8000	6300.0	92	3667	No
119	GOM_NL__2PRFIN20021112_070848_000000492011_00106_03667_1490.N1	12-NOV-2002 07:08:48	Bright	48.500	82	48Bet UMa	2.3650	10600.	97	3667	No
120	GOM_NL__2PRFIN20021112_071053_000000432011_00106_03667_1491.N1	12-NOV-2002 07:10:53	Bright	43.000	39	85Eta UMa	1.8540	24000.	86	3667	No
121	GOM_NL__2PRFIN20021112_071244_000000512011_00106_03667_1492.N1	12-NOV-2002 07:12:44	Bright	51.000	174	52Psi UMa	3.0040	4400.0	102	3667	No
122	GOM_NL__2PRFIN20021112_071422_000000432011_00106_03667_1493.N1	12-NOV-2002 07:14:22	Bright	43.000	152	12Alp2CVn	2.8900	11000.	86	3667	No
123	GOM_NL__2PRFIN20021112_072212_000000952011_00106_03667_1494.N1	12-NOV-2002 07:22:12	Bright	95.000	166	17Eps Leo	2.9800	6000.0	190	3667	No
124	GOM_NL__2PRFIN20021112_072644_000000952011_00106_03667_1495.N1	12-NOV-2002 07:26:44	Twilight_stray	95.000	22	32Alp Leo	1.3600	15200.	190	3667	No
125	GOM_NL__2PRFIN20021112_072922_000002102011_00106_03667_1496.N1	12-NOV-2002 07:29:22	Dark	209.50	1015	Jupiter	0.0000	0.0000	419	3667	Yes
126	GOM_NL__2PRFIN20021112_073840_000000492011_00106_03667_1497.N1	12-NOV-2002 07:38:40	Dark	48.500	64	Gam Cen	2.2000	10600.	97	3667	No
127	GOM_NL__2PRFIN20021112_074058_000000532011_00106_03667_1498.N1	12-NOV-2002 07:40:58	Dark	53.000	26	Gam Cru	1.6240	2900.0	106	3667	No
128	GOM_NL__2PRFIN20021112_074236_000000482011_00106_03667_1499.N1	12-NOV-2002 07:42:36	Dark	48.000	12	Alp1Cru	0.77500	30000.	96	3667	No
129	GOM_NL__2PRFIN20021112_074503_000000622011_00107_03668_1472.N1	12-NOV-2002 07:45:03	Dark	62.000	65	Lam Vel	2.2040	4400.0	124	3668	No
130	GOM_NL__2PRFIN20021112_074843_000000552011_00107_03668_1473.N1	12-NOV-2002 07:48:43	Dark	55.000	34	Gam2Vel	1.7930	23000.	110	3668	No
131	GOM_NL__2PRFIN20021112_075336_000000612011_00107_03668_1474.N1	12-NOV-2002 07:53:36	Dark	60.500	2	Alp Car	-0.73600	7000.0	121	3668	No
132	GOM_NL__2PRFIN20021112_075741_000000442011_00107_03668_1475.N1	12-NOV-2002 07:57:41	Dark	44.000	143	Alp Hyi	2.8570	7200.0	88	3668	No
133	GOM_NL__2PRFIN20021112_075902_000000542011_00107_03668_1476.N1	12-NOV-2002 07:59:02	Dark	54.000	9	Alp Eri	0.45300	24000.	108	3668	No
134	GOM_NL__2PRFIN20021112_080244_000000482011_00107_03668_1477.N1	12-NOV-2002 08:02:44	Straylight	48.000	157	The1Eri	2.9060	9300.0	96	3668	No
135	GOM_NL__2PRFIN20021112_080716_000002162011_00107_03668_1478.N1	12-NOV-2002 08:07:16	Twilight_stray	216.00	1	9Alp CMa	-1.4400	11000.	432	3668	No
136	GOM_NL__2PRFIN20021112_081306_000001102011_00107_03668_1479.N1	12-NOV-2002 08:13:06	Twilight_stray	110.00	7	19Bet Ori	0.10000	14000.	220	3668	No
137	GOM_NL__2PRFIN20021112_081554_000000602011_00107_03668_1480.N1	12-NOV-2002 08:15:54	Twilight_stray	60.000	94	92Alp Cet	2.5260	3100.0	120	3668	No
138	GOM_NL__2PRFIN20021112_082038_000000442011_00107_03668_1481.N1	12-NOV-2002 08:20:38	Bright	44.000	105	6Bet Ari	2.6450	8900.0	88	3668	No
139	GOM_NL__2PRFIN20021112_082443_000000452011_00107_03668_1482.N1	12-NOV-2002 08:24:43	Bright	44.500	173	4Bet Tri	3.0040	8900.0	89	3668	No
140	GOM_NL__2PRFIN20021112_082647_000000452011_00107_03668_1483.N1	12-NOV-2002 08:26:47	Bright	45.000	73	57Gam1And	2.2600	13100.	90	3668	No
141	GOM_NL__2PRFIN20021112_082835_000000542011_00107_03668_1484.N1	12-NOV-2002 08:28:35	Bright	53.500	149	45Eps Per	2.8880	30000.	107	3668	No
142	GOM_NL__2PRFIN20021112_083056_000000442011_00107_03668_1485.N1	12-NOV-2002 08:30:56	Bright	44.000	68	18Alp Cas	2.2250	4500.0	88	3668	No
143	GOM_NL__2PRFIN20021112_083423_000000682011_00107_03668_1486.N1	12-NOV-2002 08:34:23	Bright	68.000	6	13Alp Aur	0.080000	3400.0	136	3668	No
144	GOM_NL__2PRFIN20021112_083958_000000432011_00107_03668_1487.N1	12-NOV-2002 08:39:58	Bright	43.000	49	1Alp UMi	1.9900	6300.0	86	3668	No
145	GOM_NL__2PRFIN20021112_084413_000000432011_00107_03668_1488.N1	12-NOV-2002 08:44:13	Bright	42.500	60	7Bet UMi	2.0810	3950.0	85	3668	No
146	GOM_NL__2PRFIN20021112_084746_000000492011_00107_03668_1489.N1	12-NOV-2002 08:47:46	Bright	48.500	36	50Alp UMa	1.8000	6300.0	97	3668	No
147	GOM_NL__2PRFIN20021112_084924_000000502011_00107_03668_1490.N1	12-NOV-2002 08:49:24	Bright	50.000	82	48Bet UMa	2.3650	10600.	100	3668	No
148	GOM_NL__2PRFIN20021112_085129_000000442011_00107_03668_1491.N1	12-NOV-2002 08:51:29	Bright	43.500	39	85Eta UMa	1.8540	24000.	87	3668	No
149	GOM_NL__2PRFIN20021112_085320_000000492011_00107_03668_1492.N1	12-NOV-2002 08:53:20	Bright	48.500	174	52Psi UMa	3.0040	4400.0	97	3668	No
150	GOM_NL__2PRFIN20021112_085459_000000422011_00107_03668_1493.N1	12-NOV-2002 08:54:59	Bright	42.000	152	12Alp2CVn	2.8900	11000.	84	3668	No
151	GOM_NL__2PRFIN20021112_090248_000001002011_00107_03668_1494.N1	12-NOV-2002 09:02:48	Bright	100.00	166	17Eps Leo	2.9800	6000.0	200	3668	No
152	GOM_NL__2PRFIN20021112_090721_000000942011_00107_03668_1495.N1	12-NOV-2002 09:07:21	Twilight_stray	94.000	22	32Alp Leo	1.3600	15200.	188	3668	No
153	GOM_NL__2PRFIN20021112_091001_000002052011_00107_03668_1496.N1	12-NOV-2002 09:10:01	Dark	204.50	1015	Jupiter	0.0000	0.0000	409	3668	Yes
154	GOM_NL__2PRFIN20021112_091916_000000482011_00107_03668_1497.N1	12-NOV-2002 09:19:16	Dark	48.000	64	Gam Cen	2.2000	10600.	96	3668	No
155	GOM_NL__2PRFIN20021112_092134_000000582011_00107_03668_1498.N1	12-NOV-2002 09:21:34	Dark	57.500	26	Gam Cru	1.6240	2900.0	115	3668	No
156	GOM_NL__2PRFIN20021112_092312_000000492011_00107_03668_1499.N1	12-NOV-2002 09:23:12	Dark	48.500	12	Alp1Cru	0.77500	30000.	97	3668	No
157	GOM_NL__2PRFIN20021112_092540_000000722011_00108_03669_1473.N1	12-NOV-2002 09:25:40	Dark	71.500	65	Lam Vel	2.2040	4400.0	143	3669	No
158	GOM_NL__2PRFIN20021112_092920_000000582011_00108_03669_1474.N1	12-NOV-2002 09:29:20	Dark	58.000	34	Gam2Vel	1.7930	23000.	116	3669	No
159	GOM_NL__2PRFIN20021112_093413_000000562011_00108_03669_1475.N1	12-NOV-2002 09:34:13	Dark	56.000	2	Alp Car	-0.73600	7000.0	112	3669	No
160	GOM_NL__2PRFIN20021112_093818_000000432011_00108_03669_1476.N1	12-NOV-2002 09:38:18	Dark	42.500	143	Alp Hyi	2.8570	7200.0	85	3669	No

161	GOM_NL__2PRFIN20021112_093938_000000532011_00108_03669_1477.N1	12-NOV-2002 09:39:38	Dark	52.500	9	Alp Eri	0.45300	24000.	105	3669	No
162	GOM_NL__2PRFIN20021112_094320_000000482011_00108_03669_1478.N1	12-NOV-2002 09:43:20	Straylight	47.500	157	The1Eri	2.9060	9300.0	95	3669	No
163	GOM_NL__2PRFIN20021112_094752_000002162011_00108_03669_1479.N1	12-NOV-2002 09:47:52	Twi_and_stray	216.00	1	9Alp CMa	-1.4400	11000.	432	3669	No
164	GOM_NL__2PRFIN20021112_095342_000001122011_00108_03669_1480.N1	12-NOV-2002 09:53:42	Twi_and_stray	112.00	7	19Bet Ori	0.10000	14000.	224	3669	No
165	GOM_NL__2PRFIN20021112_095630_000000582011_00108_03669_1481.N1	12-NOV-2002 09:56:30	Twi_and_stray	58.000	94	92Alp Cet	2.5260	3100.0	116	3669	No
166	GOM_NL__2PRFIN20021112_100114_000000452011_00108_03669_1482.N1	12-NOV-2002 10:01:14	Bright	44.500	105	6Bet Ari	2.6450	8900.0	89	3669	No
167	GOM_NL__2PRFIN20021112_100519_000000442011_00108_03669_1483.N1	12-NOV-2002 10:05:19	Bright	43.500	173	4Bet Tri	3.0040	8900.0	87	3669	No
168	GOM_NL__2PRFIN20021112_100723_000000462011_00108_03669_1484.N1	12-NOV-2002 10:07:23	Bright	45.500	73	57Gam1And	2.2600	13100.	91	3669	No
169	GOM_NL__2PRFIN20021112_100910_000000552011_00108_03669_1485.N1	12-NOV-2002 10:09:10	Bright	54.500	149	45Eps Per	2.8880	30000.	109	3669	No
170	GOM_NL__2PRFIN20021112_101133_000000452011_00108_03669_1486.N1	12-NOV-2002 10:11:33	Bright	45.000	68	18Alp Cas	2.2250	4500.0	90	3669	No
171	GOM_NL__2PRFIN20021112_101458_000000682011_00108_03669_1487.N1	12-NOV-2002 10:14:58	Bright	68.000	6	13Alp Aur	0.080000	3400.0	136	3669	No
172	GOM_NL__2PRFIN20021112_102034_000000432011_00108_03669_1488.N1	12-NOV-2002 10:20:34	Bright	42.500	49	1Alp UMi	1.9900	6300.0	85	3669	No
173	GOM_NL__2PRFIN20021112_102450_000000442011_00108_03669_1489.N1	12-NOV-2002 10:24:50	Bright	44.000	60	7Bet UMi	2.0810	3950.0	88	3669	No
174	GOM_NL__2PRFIN20021112_102822_000000502011_00108_03669_1490.N1	12-NOV-2002 10:28:22	Bright	50.000	36	50Alp UMa	1.8000	6300.0	100	3669	No
175	GOM_NL__2PRFIN20021112_103000_000000472011_00108_03669_1491.N1	12-NOV-2002 10:30:00	Bright	46.500	82	48Bet UMa	2.3650	10600.	93	3669	No
176	GOM_NL__2PRFIN20021112_103205_000000412011_00108_03669_1492.N1	12-NOV-2002 10:32:05	Bright	41.000	39	85Eta UMa	1.8540	24000.	82	3669	No
177	GOM_NL__2PRFIN20021112_103357_000000502011_00108_03669_1493.N1	12-NOV-2002 10:33:57	Bright	49.500	174	52Psi UMa	3.0040	4400.0	99	3669	No
178	GOM_NL__2PRFIN20021112_103535_000000412011_00108_03669_1494.N1	12-NOV-2002 10:35:35	Bright	41.000	152	12Alp2CVn	2.8900	11000.	82	3669	No
179	GOM_NL__2PRFIN20021112_104325_000001002011_00108_03669_1495.N1	12-NOV-2002 10:43:25	Bright	100.00	166	17Eps Leo	2.9800	6000.0	200	3669	No
180	GOM_NL__2PRFIN20021112_104758_000000922011_00108_03669_1496.N1	12-NOV-2002 10:47:58	Twi_and_stray	92.000	22	32Alp Leo	1.3600	15200.	184	3669	No
181	GOM_NL__2PRFIN20021112_105039_000002552011_00108_03669_1497.N1	12-NOV-2002 10:50:39	Dark	255.00	1015	Jupiter	0.0000	0.0000	510	3669	Yes
182	GOM_NL__2PRFIN20021112_105953_000000452011_00108_03669_1498.N1	12-NOV-2002 10:59:53	Dark	44.500	64	Gam Cen	2.2000	10600.	89	3669	No
183	GOM_NL__2PRFIN20021112_110210_000000572011_00108_03669_1499.N1	12-NOV-2002 11:02:10	Dark	56.500	26	Gam Cru	1.6240	2900.0	113	3669	No
184	GOM_NL__2PRFIN20021112_110349_000000502011_00108_03669_1500.N1	12-NOV-2002 11:03:49	Dark	50.000	12	Alp1Cru	0.77500	30000.	100	3669	No
185	GOM_NL__2PRFIN20021112_110617_000000602011_00109_03670_1473.N1	12-NOV-2002 11:06:17	Dark	59.500	65	Lam Vel	2.2040	4400.0	119	3670	No
186	GOM_NL__2PRFIN20021112_110957_000000582011_00109_03670_1474.N1	12-NOV-2002 11:09:57	Dark	58.000	34	Gam2Vel	1.7930	23000.	116	3670	No
187	GOM_NL__2PRFIN20021112_111450_000000692011_00109_03670_1475.N1	12-NOV-2002 11:14:50	Dark	69.000	2	Alp Car	-0.73600	7000.0	138	3670	No
188	GOM_NL__2PRFIN20021112_111854_000000442011_00109_03670_1476.N1	12-NOV-2002 11:18:54	Dark	44.000	143	Alp Hyi	2.8570	7200.0	88	3670	No
189	GOM_NL__2PRFIN20021112_112014_000000532011_00109_03670_1477.N1	12-NOV-2002 11:20:14	Dark	53.000	9	Alp Eri	0.45300	24000.	106	3670	No
190	GOM_NL__2PRFIN20021112_112356_000000462011_00109_03670_1478.N1	12-NOV-2002 11:23:56	Straylight	46.000	157	The1Eri	2.9060	9300.0	92	3670	No
191	GOM_NL__2PRFIN20021112_112829_000002162011_00109_03670_1479.N1	12-NOV-2002 11:28:29	Twi_and_stray	216.00	1	9Alp CMa	-1.4400	11000.	432	3670	No
192	GOM_NL__2PRFIN20021112_113417_000001092011_00109_03670_1480.N1	12-NOV-2002 11:34:17	Twi_and_stray	109.00	7	19Bet Ori	0.10000	14000.	218	3670	No
193	GOM_NL__2PRFIN20021112_113706_000000622011_00109_03670_1481.N1	12-NOV-2002 11:37:06	Twi_and_stray	62.000	94	92Alp Cet	2.5260	3100.0	124	3670	No
194	GOM_NL__2PRFIN20021112_114150_000000442011_00109_03670_1482.N1	12-NOV-2002 11:41:50	Bright	43.500	105	6Bet Ari	2.6450	8900.0	87	3670	No
195	GOM_NL__2PRFIN20021112_114555_000000442011_00109_03670_1483.N1	12-NOV-2002 11:45:55	Bright	44.000	173	4Bet Tri	3.0040	8900.0	88	3670	No
196	GOM_NL__2PRFIN20021112_114759_000000452011_00109_03670_1484.N1	12-NOV-2002 11:47:59	Bright	44.500	73	57Gam1And	2.2600	13100.	89	3670	No
197	GOM_NL__2PRFIN20021112_114946_000000532011_00109_03670_1485.N1	12-NOV-2002 11:49:46	Bright	53.000	149	45Eps Per	2.8880	30000.	106	3670	No
198	GOM_NL__2PRFIN20021112_115209_000000442011_00109_03670_1486.N1	12-NOV-2002 11:52:09	Bright	43.500	68	18Alp Cas	2.2250	4500.0	87	3670	No
199	GOM_NL__2PRFIN20021112_115533_000000672011_00109_03670_1487.N1	12-NOV-2002 11:55:33	Bright	67.000	6	13Alp Aur	0.080000	3400.0	134	3670	No
200	GOM_NL__2PRFIN20021112_120110_000000442011_00109_03670_1488.N1	12-NOV-2002 12:01:10	Bright	43.500	49	1Alp UMi	1.9900	6300.0	87	3670	No
201	GOM_NL__2PRFIN20021112_120526_000000422011_00109_03670_1489.N1	12-NOV-2002 12:05:26	Bright	42.000	60	7Bet UMi	2.0810	3950.0	84	3670	No
202	GOM_NL__2PRFIN20021112_120858_000000492011_00109_03670_1490.N1	12-NOV-2002 12:08:58	Bright	48.500	36	50Alp UMa	1.8000	6300.0	97	3670	No
203	GOM_NL__2PRFIN20021112_121036_000000492011_00109_03670_1491.N1	12-NOV-2002 12:10:36	Bright	48.500	82	48Bet UMa	2.3650	10600.	97	3670	No
204	GOM_NL__2PRFIN20021112_121241_000000432011_00109_03670_1492.N1	12-NOV-2002 12:12:41	Bright	42.500	39	85Eta UMa	1.8540	24000.	85	3670	No
205	GOM_NL__2PRFIN20021112_121432_000000522011_00109_03670_1493.N1	12-NOV-2002 12:14:32	Bright	52.000	174	52Psi UMa	3.0040	4400.0	104	3670	No
206	GOM_NL__2PRFIN20021112_121611_000000422011_00109_03670_1494.N1	12-NOV-2002 12:16:11	Bright	41.500	152	12Alp2CVn	2.8900	11000.	83	3670	No
207	GOM_NL__2PRFIN20021112_122112_000000402011_00109_03670_1495.N1	12-NOV-2002 12:21:12	Bright	40.000	111	8Eta Boo	2.6800	6000.0	80	3670	No
208	GOM_NL__2PRFIN20021112_122402_000000982011_00109_03670_1496.N1	12-NOV-2002 12:24:02	Bright	97.500	166	17Eps Leo	2.9800	6000.0	195	3670	No
209	GOM_NL__2PRFIN20021112_122835_000000952011_00109_03670_1497.N1	12-NOV-2002 12:28:35	Twi_and_stray	95.000	22	32Alp Leo	1.3600	15200.	190	3670	No
210	GOM_NL__2PRFIN20021112_123233_000000482011_00109_03670_1498.N1	12-NOV-2002 12:32:33	Twi_and_stray	48.000	100	4Gam Crv	2.5800	13100.	96	3670	No
211	GOM_NL__2PRFIN20021112_123403_000000482011_00109_03670_1499.N1	12-NOV-2002 12:34:03	Twilight	47.500	171	2Eps Crv	3.0010	4250.0	95	3670	No
212	GOM_NL__2PRFIN20021112_124029_000000442011_00109_03670_1500.N1	12-NOV-2002 12:40:29	Dark	44.000	64	Gam Cen	2.2000	10600.	88	3670	No
213	GOM_NL__2PRFIN20021112_124246_000000502011_00109_03670_1501.N1	12-NOV-2002 12:42:46	Dark	49.500	26	Gam Cru	1.6240	2900.0	99	3670	No
214	GOM_NL__2PRFIN20021112_124425_000000502011_00109_03670_1502.N1	12-NOV-2002 12:44:25	Dark	49.500	12	Alp1Cru	0.77500	30000.	99	3670	No
215	GOM_NL__2PRFIN20021112_124655_000000622011_00110_03671_1493.N1	12-NOV-2002 12:46:55	Dark	62.000	65	Lam Vel	2.2040	4400.0	124	3671	No
216	GOM_NL__2PRFIN20021112_125035_000000572011_00110_03671_1494.N1	12-NOV-2002 12:50:35	Dark	56.500	34	Gam2Vel	1.7930	23000.	113	3671	No
217	GOM_NL__2PRFIN20021112_125527_000000692011_00110_03671_1495.N1	12-NOV-2002 12:55:27	Dark	69.000	2	Alp Car	-0.73600	7000.0	138	3671	No
218	GOM_NL__2PRFIN20021112_125930_000000442011_00110_03671_1496.N1	12-NOV-2002 12:59:30	Dark	44.000	143	Alp Hyi	2.8570	7200.0	88	3671	No
219	GOM_NL__2PRFIN20021112_130050_000000502011_00110_03671_1497.N1	12-NOV-2002 13:00:50	Dark	49.500	9	Alp Eri	0.45300	24000.	99	3671	No

220	GOM_NL__2PRFIN20021112_130433_000000452011_00110_03671_1498.N1	12-NOV-2002 13:04:33	Straylight	44.500	157	The1Eri	2.9060	9300.0	89	3671	No
221	GOM_NL__2PRFIN20021112_130906_000002162011_00110_03671_1499.N1	12-NOV-2002 13:09:06	Twi_and_stray	216.00	1	9Alp CMa	-1.4400	11000.	432	3671	No
222	GOM_NL__2PRFIN20021112_131453_000001142011_00110_03671_1500.N1	12-NOV-2002 13:14:53	Twi_and_stray	113.50	7	19Bet Ori	0.10000	14000.	227	3671	No
223	GOM_NL__2PRFIN20021112_131742_000000592011_00110_03671_1501.N1	12-NOV-2002 13:17:42	Twi_and_stray	58.500	94	92Alp Cet	2.5260	3100.0	117	3671	No
224	GOM_NL__2PRFIN20021112_132226_000000452011_00110_03671_1502.N1	12-NOV-2002 13:22:26	Bright	44.500	105	6Bet Ari	2.6450	8900.0	89	3671	No
225	GOM_NL__2PRFIN20021112_132631_000000432011_00110_03671_1503.N1	12-NOV-2002 13:26:31	Bright	43.000	173	4Bet Tri	3.0040	8900.0	86	3671	No
226	GOM_NL__2PRFIN20021112_132835_000000462011_00110_03671_1504.N1	12-NOV-2002 13:28:35	Bright	45.500	73	57Gam1And	2.2600	13100.	91	3671	No
227	GOM_NL__2PRFIN20021112_133021_000000532011_00110_03671_1505.N1	12-NOV-2002 13:30:21	Bright	52.500	149	45Eps Per	2.8880	30000.	105	3671	No
228	GOM_NL__2PRFIN20021112_133245_000000442011_00110_03671_1506.N1	12-NOV-2002 13:32:45	Bright	43.500	68	18Alp Cas	2.2250	4500.0	87	3671	No
229	GOM_NL__2PRFIN20021112_133608_000000882011_00110_03671_1507.N1	12-NOV-2002 13:36:08	Bright	88.000	6	13Alp Aur	0.080000	3400.0	176	3671	No
230	GOM_NL__2PRFIN20021112_134146_000000412011_00110_03671_1508.N1	12-NOV-2002 13:41:46	Bright	40.500	49	1Alp UMi	1.9900	6300.0	81	3671	No
231	GOM_NL__2PRFIN20021112_134602_000000412011_00110_03671_1509.N1	12-NOV-2002 13:46:02	Bright	41.000	60	7Bet UMi	2.0810	3950.0	82	3671	No
232	GOM_NL__2PRFIN20021112_134934_000000492011_00110_03671_1510.N1	12-NOV-2002 13:49:34	Bright	48.500	36	50Alp UMa	1.8000	6300.0	97	3671	No
233	GOM_NL__2PRFIN20021112_135112_000000492011_00110_03671_1511.N1	12-NOV-2002 13:51:12	Bright	48.500	82	48Bet UMa	2.3650	10600.	97	3671	No
234	GOM_NL__2PRFIN20021112_135318_000000412011_00110_03671_1512.N1	12-NOV-2002 13:53:18	Bright	40.500	39	85Eta UMa	1.8540	24000.	81	3671	No
235	GOM_NL__2PRFIN20021112_135509_000000512011_00110_03671_1513.N1	12-NOV-2002 13:55:09	Bright	50.500	174	52Psi UMa	3.0040	4400.0	101	3671	No
236	GOM_NL__2PRFIN20021112_135648_000000422011_00110_03671_1514.N1	12-NOV-2002 13:56:48	Bright	42.000	152	12Alp2CVn	2.8900	11000.	84	3671	No
237	GOM_NL__2PRFIN20021112_140149_000000402011_00110_03671_1515.N1	12-NOV-2002 14:01:49	Bright	40.000	111	8Eta Boo	2.6800	6000.0	80	3671	No
238	GOM_NL__2PRFIN20021112_140439_000000962011_00110_03671_1516.N1	12-NOV-2002 14:04:39	Bright	96.000	166	17Eps Leo	2.9800	6000.0	192	3671	No
239	GOM_NL__2PRFIN20021112_140913_000000892011_00110_03671_1517.N1	12-NOV-2002 14:09:13	Twi_and_stray	89.000	22	32Alp Leo	1.3600	15200.	178	3671	No
240	GOM_NL__2PRFIN20021112_141309_000000482011_00110_03671_1518.N1	12-NOV-2002 14:13:09	Twi_and_stray	48.000	100	4Gam Crv	2.5800	13100.	96	3671	No
241	GOM_NL__2PRFIN20021112_141439_000000492011_00110_03671_1519.N1	12-NOV-2002 14:14:39	Twilight	48.500	171	2Eps Crv	3.0010	4250.0	97	3671	No
242	GOM_NL__2PRFIN20021112_142105_000000432011_00110_03671_1520.N1	12-NOV-2002 14:21:05	Dark	43.000	64	Gam Cen	2.2000	10600.	86	3671	No
243	GOM_NL__2PRFIN20021112_142323_000000572011_00110_03671_1521.N1	12-NOV-2002 14:23:23	Dark	57.000	26	Gam Cru	1.6240	2900.0	114	3671	No
244	GOM_NL__2PRFIN20021112_142501_000000532011_00110_03671_1522.N1	12-NOV-2002 14:25:01	Dark	52.500	12	Alp1Cru	0.77500	30000.	105	3671	No
245	GOM_NL__2PRFIN20021112_142732_000000572011_00111_03672_1769.N1	12-NOV-2002 14:27:32	Dark	56.500	65	Lam Vel	2.2040	4400.0	113	3672	No
246	GOM_NL__2PRFIN20021112_143112_000000572011_00111_03672_1770.N1	12-NOV-2002 14:31:12	Dark	57.000	34	Gam2Vel	1.7930	23000.	114	3672	No
247	GOM_NL__2PRFIN20021112_143604_000000612011_00111_03672_1771.N1	12-NOV-2002 14:36:04	Dark	60.500	2	Alp Car	-0.73600	7000.0	121	3672	No
248	GOM_NL__2PRFIN20021112_144006_000000422011_00111_03672_1772.N1	12-NOV-2002 14:40:06	Dark	42.000	143	Alp Hyi	2.8570	7200.0	84	3672	No
249	GOM_NL__2PRFIN20021112_144127_000000452011_00111_03672_1773.N1	12-NOV-2002 14:41:27	Dark	45.000	9	Alp Eri	0.45300	24000.	90	3672	No
250	GOM_NL__2PRFIN20021112_144509_000000482011_00111_03672_1774.N1	12-NOV-2002 14:45:09	Straylight	47.500	157	The1Eri	2.9060	9300.0	95	3672	No
251	GOM_NL__2PRFIN20021112_144942_000002162011_00111_03672_1775.N1	12-NOV-2002 14:49:42	Twi_and_stray	216.00	1	9Alp CMa	-1.4400	11000.	432	3672	No
252	GOM_NL__2PRFIN20021112_145528_000001132011_00111_03672_1776.N1	12-NOV-2002 14:55:28	Twi_and_stray	112.50	7	19Bet Ori	0.10000	14000.	225	3672	No
253	GOM_NL__2PRFIN20021112_145819_000000622011_00111_03672_1777.N1	12-NOV-2002 14:58:19	Twi_and_stray	61.500	94	92Alp Cet	2.5260	3100.0	123	3672	No
254	GOM_NL__2PRFIN20021112_150303_000000442011_00111_03672_1778.N1	12-NOV-2002 15:03:03	Bright	43.500	105	6Bet Ari	2.6450	8900.0	87	3672	No
255	GOM_NL__2PRFIN20021112_150706_000000452011_00111_03672_1779.N1	12-NOV-2002 15:07:06	Bright	45.000	173	4Bet Tri	3.0040	8900.0	90	3672	No
256	GOM_NL__2PRFIN20021112_150910_000000452011_00111_03672_1780.N1	12-NOV-2002 15:09:10	Bright	45.000	73	57Gam1And	2.2600	13100.	90	3672	No
257	GOM_NL__2PRFIN20021112_151056_000000542011_00111_03672_1781.N1	12-NOV-2002 15:10:56	Bright	54.000	149	45Eps Per	2.8880	30000.	108	3672	No
258	GOM_NL__2PRFIN20021112_151321_000000442011_00111_03672_1782.N1	12-NOV-2002 15:13:21	Bright	44.000	68	18Alp Cas	2.2250	4500.0	88	3672	No
259	GOM_NL__2PRFIN20021112_151642_000000692011_00111_03672_1783.N1	12-NOV-2002 15:16:42	Bright	69.000	6	13Alp Aur	0.080000	3400.0	138	3672	No
260	GOM_NL__2PRFIN20021112_152221_000000452011_00111_03672_1784.N1	12-NOV-2002 15:22:21	Bright	45.000	49	1Alp UMi	1.9900	6300.0	90	3672	No
261	GOM_NL__2PRFIN20021112_152637_000000432011_00111_03672_1785.N1	12-NOV-2002 15:26:37	Bright	43.000	60	7Bet UMi	2.0810	3950.0	86	3672	No
262	GOM_NL__2PRFIN20021112_153008_000000502011_00111_03672_1786.N1	12-NOV-2002 15:30:08	Bright	50.000	36	50Alp UMa	1.8000	6300.0	100	3672	No
263	GOM_NL__2PRFIN20021112_153147_000000502011_00111_03672_1787.N1	12-NOV-2002 15:31:47	Bright	49.500	82	48Bet UMa	2.3650	10600.	99	3672	No
264	GOM_NL__2PRFIN20021112_153352_000000432011_00111_03672_1788.N1	12-NOV-2002 15:33:52	Bright	42.500	39	85Eta UMa	1.8540	24000.	85	3672	No
265	GOM_NL__2PRFIN20021112_153544_000000502011_00111_03672_1789.N1	12-NOV-2002 15:35:44	Bright	49.500	174	52Psi UMa	3.0040	4400.0	99	3672	No
266	GOM_NL__2PRFIN20021112_153722_000000442011_00111_03672_1790.N1	12-NOV-2002 15:37:22	Bright	43.500	152	12Alp2CVn	2.8900	11000.	87	3672	No
267	GOM_NL__2PRFIN20021112_154224_000000422011_00111_03672_1791.N1	12-NOV-2002 15:42:24	Bright	41.500	111	8Eta Boo	2.6800	6000.0	83	3672	No
268	GOM_NL__2PRFIN20021112_154515_000000972011_00111_03672_1792.N1	12-NOV-2002 15:45:15	Bright	97.000	166	17Eps Leo	2.9800	6000.0	194	3672	No
269	GOM_NL__2PRFIN20021112_154949_000000932011_00111_03672_1793.N1	12-NOV-2002 15:49:49	Twi_and_stray	92.500	22	32Alp Leo	1.3600	15200.	185	3672	No
270	GOM_NL__2PRFIN20021112_155345_000000492011_00111_03672_1794.N1	12-NOV-2002 15:53:45	Twi_and_stray	49.000	100	4Gam Crv	2.5800	13100.	98	3672	No
271	GOM_NL__2PRFIN20021112_155514_000000532011_00111_03672_1795.N1	12-NOV-2002 15:55:14	Twilight	53.000	171	2Eps Crv	3.0010	4250.0	106	3672	No
272	GOM_NL__2PRFIN20021112_160141_000000492011_00111_03672_1796.N1	12-NOV-2002 16:01:41	Dark	49.000	64	Gam Cen	2.2000	10600.	98	3672	No
273	GOM_NL__2PRFIN20021112_160358_000000572011_00111_03672_1797.N1	12-NOV-2002 16:03:58	Dark	56.500	26	Gam Cru	1.6240	2900.0	113	3672	No
274	GOM_NL__2PRFIN20021112_160537_000000532011_00111_03672_1798.N1	12-NOV-2002 16:05:37	Dark	52.500	12	Alp1Cru	0.77500	30000.	105	3672	No
275	GOM_NL__2PRFIN20021112_160808_000000612011_00112_03673_1492.N1	12-NOV-2002 16:08:08	Dark	60.500	65	Lam Vel	2.2040	4400.0	121	3673	No
276	GOM_NL__2PRFIN20021112_161148_000000582011_00112_03673_1493.N1	12-NOV-2002 16:11:48	Dark	58.000	34	Gam2Vel	1.7930	23000.	116	3673	No
277	GOM_NL__2PRFIN20021112_161639_000000572011_00112_03673_1494.N1	12-NOV-2002 16:16:39	Dark	57.000	2	Alp Car	-0.73600	7000.0	114	3673	No
278	GOM_NL__2PRFIN20021112_162042_000000462011_00112_03673_1495.N1	12-NOV-2002 16:20:42	Dark	45.500	143	Alp Hyi	2.8570	7200.0	91	3673	No

279	GOM_NL__2PRFIN20021112_162202_000000532011_00112_03673_1496.N1	12-NOV-2002 16:22:02	Dark	52.500	9	Alp Eri	0.45300	24000.	105	3673	No
280	GOM_NL__2PRFIN20021112_162544_000000472011_00112_03673_1497.N1	12-NOV-2002 16:25:44	Straylight	46.500	157	The1Eri	2.9060	9300.0	93	3673	No
281	GOM_NL__2PRFIN20021112_163018_000002162011_00112_03673_1498.N1	12-NOV-2002 16:30:18	Twilight	216.00	1	9Alp CMa	-1.4400	11000.	432	3673	No
282	GOM_NL__2PRFIN20021112_163604_000001132011_00112_03673_1499.N1	12-NOV-2002 16:36:04	Twilight	112.50	7	19Bet Ori	0.10000	14000.	225	3673	No
283	GOM_NL__2PRFIN20021112_163854_000000582011_00112_03673_1500.N1	12-NOV-2002 16:38:54	Twilight	57.500	94	92Alp Cet	2.5260	3100.0	115	3673	No
284	GOM_NL__2PRFIN20021112_164338_000000452011_00112_03673_1501.N1	12-NOV-2002 16:43:38	Bright	44.500	105	6Bet Ari	2.6450	8900.0	89	3673	No
285	GOM_NL__2PRFIN20021112_164742_000000442011_00112_03673_1502.N1	12-NOV-2002 16:47:42	Bright	43.500	173	4Bet Tri	3.0040	8900.0	87	3673	No
286	GOM_NL__2PRFIN20021112_164946_000000462011_00112_03673_1503.N1	12-NOV-2002 16:49:46	Bright	46.000	73	57Gam1And	2.2600	13100.	92	3673	No
287	GOM_NL__2PRFIN20021112_165131_000000542011_00112_03673_1504.N1	12-NOV-2002 16:51:31	Bright	53.500	149	45Eps Per	2.8880	30000.	107	3673	No
288	GOM_NL__2PRFIN20021112_165357_000000442011_00112_03673_1505.N1	12-NOV-2002 16:53:57	Bright	43.500	68	18Alp Cas	2.2250	4500.0	87	3673	No
289	GOM_NL__2PRFIN20021112_165717_000000732011_00112_03673_1506.N1	12-NOV-2002 16:57:17	Bright	73.000	6	13Alp Aur	0.080000	3400.0	146	3673	No
290	GOM_NL__2PRFIN20021112_170258_000000442011_00112_03673_1507.N1	12-NOV-2002 17:02:58	Bright	43.500	49	1Alp UMi	1.9900	6300.0	87	3673	No
291	GOM_NL__2PRFIN20021112_170713_000000462011_00112_03673_1508.N1	12-NOV-2002 17:07:13	Bright	45.500	60	7Bet UMi	2.0810	3950.0	91	3673	No
292	GOM_NL__2PRFIN20021112_171045_000000512011_00112_03673_1509.N1	12-NOV-2002 17:10:45	Bright	51.000	36	50Alp UMa	1.8000	6300.0	102	3673	No
293	GOM_NL__2PRFIN20021112_171222_000000512011_00112_03673_1510.N1	12-NOV-2002 17:12:22	Bright	51.000	82	48Bet UMa	2.3650	10600.	102	3673	No
294	GOM_NL__2PRFIN20021112_171429_000000422011_00112_03673_1511.N1	12-NOV-2002 17:14:29	Bright	41.500	39	85Eta UMa	1.8540	24000.	83	3673	No
295	GOM_NL__2PRFIN20021112_171620_000000692011_00112_03673_1512.N1	12-NOV-2002 17:16:20	Bright	69.000	174	52Psi UMa	3.0040	4400.0	138	3673	No
296	GOM_NL__2PRFIN20021112_171759_000000442011_00112_03673_1513.N1	12-NOV-2002 17:17:59	Bright	43.500	152	12Alp2CVn	2.8900	11000.	87	3673	No
297	GOM_NL__2PRFIN20021112_172300_000000422011_00112_03673_1514.N1	12-NOV-2002 17:23:00	Bright	41.500	111	8Eta Boo	2.6800	6000.0	83	3673	No
298	GOM_NL__2PRFIN20021112_172552_000000972011_00112_03673_1515.N1	12-NOV-2002 17:25:52	Bright	97.000	166	17Eps Leo	2.9800	6000.0	194	3673	No
299	GOM_NL__2PRFIN20021112_173027_000000952011_00112_03673_1516.N1	12-NOV-2002 17:30:27	Twilight	95.000	22	32Alp Leo	1.3600	15200.	190	3673	No
300	GOM_NL__2PRFIN20021112_173421_000000482011_00112_03673_1517.N1	12-NOV-2002 17:34:21	Twilight	48.000	100	4Gam Crv	2.5800	13100.	96	3673	No
301	GOM_NL__2PRFIN20021112_173551_000000512011_00112_03673_1518.N1	12-NOV-2002 17:35:51	Twilight	50.500	171	2Eps Crv	3.0010	4250.0	101	3673	No
302	GOM_NL__2PRFIN20021112_174217_000000452011_00112_03673_1519.N1	12-NOV-2002 17:42:17	Dark	44.500	64	Gam Cen	2.2000	10600.	89	3673	No
303	GOM_NL__2PRFIN20021112_174435_000000532011_00112_03673_1520.N1	12-NOV-2002 17:44:35	Dark	53.000	26	Gam Cru	1.6240	2900.0	106	3673	No
304	GOM_NL__2PRFIN20021112_174613_000000452011_00112_03673_1521.N1	12-NOV-2002 17:46:13	Dark	44.500	12	Alp1Cru	0.77500	30000.	89	3673	No
305	GOM_NL__2PRFIN20021112_174845_000000602011_00113_03674_1492.N1	12-NOV-2002 17:48:45	Dark	59.500	65	Lam Vel	2.2040	4400.0	119	3674	No
306	GOM_NL__2PRFIN20021112_175225_000000582011_00113_03674_1493.N1	12-NOV-2002 17:52:25	Dark	58.000	34	Gam2Vel	1.7930	23000.	116	3674	No
307	GOM_NL__2PRFIN20021112_175716_000000592011_00113_03674_1494.N1	12-NOV-2002 17:57:16	Dark	58.500	2	Alp Car	-0.73600	7000.0	117	3674	No
308	GOM_NL__2PRFIN20021112_180118_000000442011_00113_03674_1495.N1	12-NOV-2002 18:01:18	Dark	43.500	143	Alp Hyi	2.8570	7200.0	87	3674	No
309	GOM_NL__2PRFIN20021112_180238_000000532011_00113_03674_1496.N1	12-NOV-2002 18:02:38	Dark	53.000	9	Alp Eri	0.45300	24000.	106	3674	No
310	GOM_NL__2PRFIN20021112_180621_000000472011_00113_03674_1497.N1	12-NOV-2002 18:06:21	Straylight	46.500	157	The1Eri	2.9060	9300.0	93	3674	No
311	GOM_NL__2PRFIN20021112_181055_000002162011_00113_03674_1498.N1	12-NOV-2002 18:10:55	Twilight	216.00	1	9Alp CMa	-1.4400	11000.	432	3674	No
312	GOM_NL__2PRFIN20021112_181639_000001282011_00113_03674_1499.N1	12-NOV-2002 18:16:39	Twilight	128.00	7	19Bet Ori	0.10000	14000.	256	3674	No
313	GOM_NL__2PRFIN20021112_181929_000000582011_00113_03674_1500.N1	12-NOV-2002 18:19:29	Twilight	57.500	94	92Alp Cet	2.5260	3100.0	115	3674	No
314	GOM_NL__2PRFIN20021112_182414_000000452011_00113_03674_1501.N1	12-NOV-2002 18:24:14	Bright	44.500	105	6Bet Ari	2.6450	8900.0	89	3674	No
315	GOM_NL__2PRFIN20021112_182818_000000442011_00113_03674_1502.N1	12-NOV-2002 18:28:18	Bright	43.500	173	4Bet Tri	3.0040	8900.0	87	3674	No
316	GOM_NL__2PRFIN20021112_183022_000000462011_00113_03674_1503.N1	12-NOV-2002 18:30:22	Bright	45.500	73	57Gam1And	2.2600	13100.	91	3674	No
317	GOM_NL__2PRFIN20021112_183206_000000542011_00113_03674_1504.N1	12-NOV-2002 18:32:06	Bright	54.000	149	45Eps Per	2.8880	30000.	108	3674	No
318	GOM_NL__2PRFIN20021112_183433_000000432011_00113_03674_1505.N1	12-NOV-2002 18:34:33	Bright	43.000	68	18Alp Cas	2.2250	4500.0	86	3674	No
319	GOM_NL__2PRFIN20021112_183752_000000792011_00113_03674_1506.N1	12-NOV-2002 18:37:52	Bright	78.500	6	13Alp Aur	0.080000	3400.0	157	3674	No
320	GOM_NL__2PRFIN20021112_184333_000000442011_00113_03674_1507.N1	12-NOV-2002 18:43:33	Bright	44.000	49	1Alp UMi	1.9900	6300.0	88	3674	No
321	GOM_NL__2PRFIN20021112_184750_000000452011_00113_03674_1508.N1	12-NOV-2002 18:47:50	Bright	45.000	60	7Bet UMi	2.0810	3950.0	90	3674	No
322	GOM_NL__2PRFIN20021112_185120_000000492011_00113_03674_1509.N1	12-NOV-2002 18:51:20	Bright	49.000	36	50Alp UMa	1.8000	6300.0	98	3674	No
323	GOM_NL__2PRFIN20021112_185258_000000502011_00113_03674_1510.N1	12-NOV-2002 18:52:58	Bright	50.000	82	48Bet UMa	2.3650	10600.	100	3674	No
324	GOM_NL__2PRFIN20021112_185505_000000442011_00113_03674_1511.N1	12-NOV-2002 18:55:05	Bright	43.500	39	85Eta UMa	1.8540	24000.	87	3674	No
325	GOM_NL__2PRFIN20021112_185656_000000542011_00113_03674_1512.N1	12-NOV-2002 18:56:56	Bright	54.000	174	52Psi UMa	3.0040	4400.0	108	3674	No
326	GOM_NL__2PRFIN20021112_185835_000000432011_00113_03674_1513.N1	12-NOV-2002 18:58:35	Bright	42.500	152	12Alp2CVn	2.8900	11000.	85	3674	No
327	GOM_NL__2PRFIN20021112_190336_000000412011_00113_03674_1514.N1	12-NOV-2002 19:03:36	Bright	41.000	111	8Eta Boo	2.6800	6000.0	82	3674	No
328	GOM_NL__2PRFIN20021112_190629_000000982011_00113_03674_1515.N1	12-NOV-2002 19:06:29	Bright	97.500	166	17Eps Leo	2.9800	6000.0	195	3674	No
329	GOM_NL__2PRFIN20021112_191104_000000912011_00113_03674_1516.N1	12-NOV-2002 19:11:04	Twilight	90.500	22	32Alp Leo	1.3600	15200.	181	3674	No
330	GOM_NL__2PRFIN20021112_191457_000000492011_00113_03674_1517.N1	12-NOV-2002 19:14:57	Twilight	49.000	100	4Gam Crv	2.5800	13100.	98	3674	No
331	GOM_NL__2PRFIN20021112_191627_000000532011_00113_03674_1518.N1	12-NOV-2002 19:16:27	Twilight	53.000	171	2Eps Crv	3.0010	4250.0	106	3674	No
332	GOM_NL__2PRFIN20021112_192253_000000462011_00113_03674_1519.N1	12-NOV-2002 19:22:53	Dark	45.500	64	Gam Cen	2.2000	10600.	91	3674	No
333	GOM_NL__2PRFIN20021112_192511_000000582011_00113_03674_1520.N1	12-NOV-2002 19:25:11	Dark	58.000	26	Gam Cru	1.6240	2900.0	116	3674	No
334	GOM_NL__2PRFIN20021112_192649_000000542011_00113_03674_1521.N1	12-NOV-2002 19:26:49	Dark	53.500	12	Alp1Cru	0.77500	30000.	107	3674	No
335	GOM_NL__2PRFIN20021112_192922_000000632011_00114_03675_1492.N1	12-NOV-2002 19:29:22	Dark	62.500	65	Lam Vel	2.2040	4400.0	125	3675	No
336	GOM_NL__2PRFIN20021112_193300_000000572011_00114_03675_1493.N1	12-NOV-2002 19:33:00	Dark	57.000	34	Gam2Vel	1.7930	23000.	114	3675	No
337	GOM_NL__2PRFIN20021112_193753_000000692011_00114_03675_1494.N1	12-NOV-2002 19:37:53	Dark	69.000	2	Alp Car	-0.73600	7000.0	138	3675	No

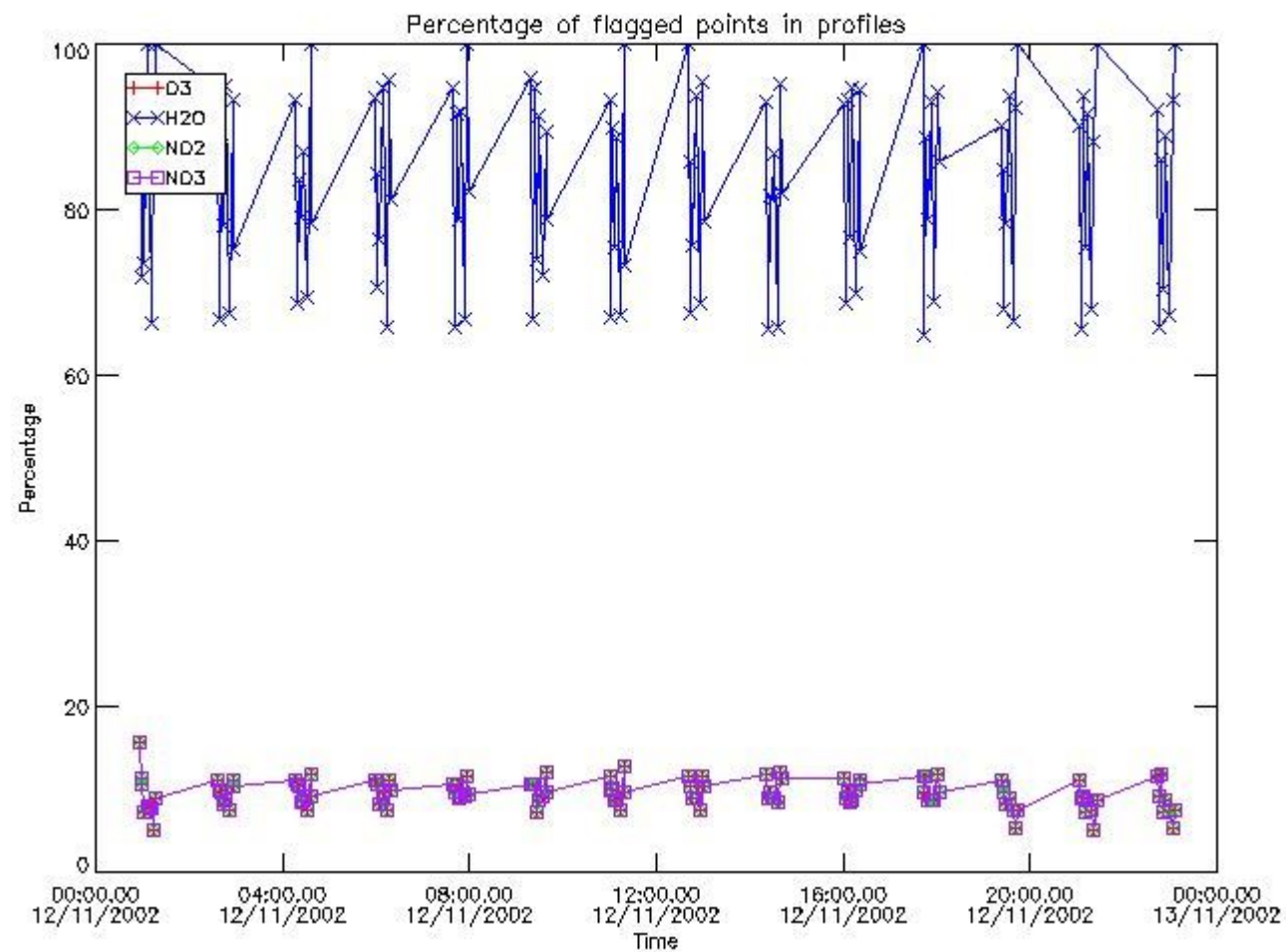
338	GOM_NL__2PRFIN20021112_194142_000000982011_00114_03675_1495.N1	12-NOV-2002 19:41:42	Dark	98.000	23	21Eps CMa	1.5020	26000.	196	3675	No
339	GOM_NL__2PRFIN20021112_194434_000000692011_00114_03675_1496.N1	12-NOV-2002 19:44:34	Dark	68.500	108	Alp Col	2.6520	15200.	137	3675	No
340	GOM_NL__2PRFIN20021112_194657_000000482011_00114_03675_1497.N1	12-NOV-2002 19:46:57	Straylight	47.500	157	The1Eri	2.9060	9300.0	95	3675	No
341	GOM_NL__2PRFIN20021112_195052_000001462011_00114_03675_1498.N1	12-NOV-2002 19:50:52	Straylight	146.00	47	2Bet CMa	1.9760	28000.	292	3675	No
342	GOM_NL__2PRFIN20021112_195714_000001252011_00114_03675_1499.N1	12-NOV-2002 19:57:14	Tw_i_and_stray	125.00	7	19Bet Ori	0.10000	14000.	250	3675	No
343	GOM_NL__2PRFIN20021112_200004_000000572011_00114_03675_1500.N1	12-NOV-2002 20:00:04	Tw_i_and_stray	57.000	94	92Alp Cet	2.5260	3100.0	114	3675	No
344	GOM_NL__2PRFIN20021112_200449_000000452011_00114_03675_1501.N1	12-NOV-2002 20:04:49	Bright	45.000	105	6Bet Ari	2.6450	8900.0	90	3675	No
345	GOM_NL__2PRFIN20021112_200853_000000442011_00114_03675_1502.N1	12-NOV-2002 20:08:53	Bright	44.000	173	4Bet Tri	3.0040	8900.0	88	3675	No
346	GOM_NL__2PRFIN20021112_201057_000000462011_00114_03675_1503.N1	12-NOV-2002 20:10:57	Bright	46.000	73	57Gam1And	2.2600	13100.	92	3675	No
347	GOM_NL__2PRFIN20021112_201557_000000442011_00114_03675_1504.N1	12-NOV-2002 20:15:57	Bright	43.500	110	37Del Cas	2.6780	8900.0	87	3675	No
348	GOM_NL__2PRFIN20021112_201827_000000692011_00114_03675_1505.N1	12-NOV-2002 20:18:27	Bright	68.500	6	13Alp Aur	0.080000	3400.0	137	3675	No
349	GOM_NL__2PRFIN20021112_202409_000000442011_00114_03675_1506.N1	12-NOV-2002 20:24:09	Bright	44.000	49	1Alp UMi	1.9900	6300.0	88	3675	No
350	GOM_NL__2PRFIN20021112_202825_000000462011_00114_03675_1507.N1	12-NOV-2002 20:28:25	Bright	46.000	60	7Bet UMi	2.0810	3950.0	92	3675	No
351	GOM_NL__2PRFIN20021112_203156_000000512011_00114_03675_1508.N1	12-NOV-2002 20:31:56	Bright	51.000	36	50Alp UMa	1.8000	6300.0	102	3675	No
352	GOM_NL__2PRFIN20021112_203334_000000492011_00114_03675_1509.N1	12-NOV-2002 20:33:34	Bright	49.000	82	48Bet UMa	2.3650	10600.	98	3675	No
353	GOM_NL__2PRFIN20021112_203541_000000442011_00114_03675_1510.N1	12-NOV-2002 20:35:41	Bright	44.000	39	85Eta UMa	1.8540	24000.	88	3675	No
354	GOM_NL__2PRFIN20021112_203732_000000522011_00114_03675_1511.N1	12-NOV-2002 20:37:32	Bright	51.500	174	52Psi UMa	3.0040	4400.0	103	3675	No
355	GOM_NL__2PRFIN20021112_203910_000000432011_00114_03675_1512.N1	12-NOV-2002 20:39:10	Bright	42.500	152	12Alp2CVn	2.8900	11000.	85	3675	No
356	GOM_NL__2PRFIN20021112_204412_000000412011_00114_03675_1513.N1	12-NOV-2002 20:44:12	Bright	40.500	111	8Eta Boo	2.6800	6000.0	81	3675	No
357	GOM_NL__2PRFIN20021112_204705_000000962011_00114_03675_1514.N1	12-NOV-2002 20:47:05	Bright	95.500	166	17Eps Leo	2.9800	6000.0	191	3675	No
358	GOM_NL__2PRFIN20021112_205140_000001002011_00114_03675_1515.N1	12-NOV-2002 20:51:40	Tw_i_and_stray	99.500	22	32Alp Leo	1.3600	15200.	199	3675	No
359	GOM_NL__2PRFIN20021112_205533_000000492011_00114_03675_1516.N1	12-NOV-2002 20:55:33	Tw_i_and_stray	48.500	100	4Gam Crv	2.5800	13100.	97	3675	No
360	GOM_NL__2PRFIN20021112_205703_000000542011_00114_03675_1517.N1	12-NOV-2002 20:57:03	Twilight	54.000	171	2Eps Crv	3.0010	4250.0	108	3675	No
361	GOM_NL__2PRFIN20021112_210329_000000462011_00114_03675_1518.N1	12-NOV-2002 21:03:29	Dark	46.000	64	Gam Cen	2.2000	10600.	92	3675	No
362	GOM_NL__2PRFIN20021112_210547_000000572011_00114_03675_1519.N1	12-NOV-2002 21:05:47	Dark	57.000	26	Gam Cru	1.6240	2900.0	114	3675	No
363	GOM_NL__2PRFIN20021112_210725_000000562011_00114_03675_1520.N1	12-NOV-2002 21:07:25	Dark	56.000	12	Alp1Cru	0.77500	30000.	112	3675	No
364	GOM_NL__2PRFIN20021112_210958_000000722011_00115_03676_1492.N1	12-NOV-2002 21:09:58	Dark	71.500	65	Lam Vel	2.2040	4400.0	143	3676	No
365	GOM_NL__2PRFIN20021112_211337_000000592011_00115_03676_1493.N1	12-NOV-2002 21:13:37	Dark	59.000	34	Gam2Vel	1.7930	23000.	118	3676	No
366	GOM_NL__2PRFIN20021112_211829_000000692011_00115_03676_1494.N1	12-NOV-2002 21:18:29	Dark	69.000	2	Alp Car	-0.73600	7000.0	138	3676	No
367	GOM_NL__2PRFIN20021112_212219_000001032011_00115_03676_1495.N1	12-NOV-2002 21:22:19	Dark	103.00	23	21Eps CMa	1.5020	26000.	206	3676	No
368	GOM_NL__2PRFIN20021112_212510_000000642011_00115_03676_1496.N1	12-NOV-2002 21:25:10	Dark	64.000	108	Alp Col	2.6520	15200.	128	3676	No
369	GOM_NL__2PRFIN20021112_212733_000000482011_00115_03676_1497.N1	12-NOV-2002 21:27:33	Straylight	47.500	157	The1Eri	2.9060	9300.0	95	3676	No
370	GOM_NL__2PRFIN20021112_213128_000001442011_00115_03676_1498.N1	12-NOV-2002 21:31:28	Straylight	143.50	47	2Bet CMa	1.9760	28000.	287	3676	No
371	GOM_NL__2PRFIN20021112_213750_000001042011_00115_03676_1499.N1	12-NOV-2002 21:37:50	Tw_i_and_stray	104.00	7	19Bet Ori	0.10000	14000.	208	3676	No
372	GOM_NL__2PRFIN20021112_214040_000000562011_00115_03676_1500.N1	12-NOV-2002 21:40:40	Tw_i_and_stray	55.500	94	92Alp Cet	2.5260	3100.0	111	3676	No
373	GOM_NL__2PRFIN20021112_214525_000000452011_00115_03676_1501.N1	12-NOV-2002 21:45:25	Bright	44.500	105	6Bet Ari	2.6450	8900.0	89	3676	No
374	GOM_NL__2PRFIN20021112_214929_000000452011_00115_03676_1502.N1	12-NOV-2002 21:49:29	Bright	44.500	173	4Bet Tri	3.0040	8900.0	89	3676	No
375	GOM_NL__2PRFIN20021112_215133_000000462011_00115_03676_1503.N1	12-NOV-2002 21:51:33	Bright	46.000	73	57Gam1And	2.2600	13100.	92	3676	No
376	GOM_NL__2PRFIN20021112_215633_000000432011_00115_03676_1504.N1	12-NOV-2002 21:56:33	Bright	43.000	110	37Del Cas	2.6780	8900.0	86	3676	No
377	GOM_NL__2PRFIN20021112_215901_000000702011_00115_03676_1505.N1	12-NOV-2002 21:59:01	Bright	70.000	6	13Alp Aur	0.080000	3400.0	140	3676	No
378	GOM_NL__2PRFIN20021112_220445_000000422011_00115_03676_1506.N1	12-NOV-2002 22:04:45	Bright	41.500	49	1Alp UMi	1.9900	6300.0	83	3676	No
379	GOM_NL__2PRFIN20021112_220901_000000412011_00115_03676_1507.N1	12-NOV-2002 22:09:01	Bright	41.000	60	7Bet UMi	2.0810	3950.0	82	3676	No
380	GOM_NL__2PRFIN20021112_221231_000000512011_00115_03676_1508.N1	12-NOV-2002 22:12:31	Bright	51.000	36	50Alp UMa	1.8000	6300.0	102	3676	No
381	GOM_NL__2PRFIN20021112_221409_000000492011_00115_03676_1509.N1	12-NOV-2002 22:14:09	Bright	48.500	82	48Bet UMa	2.3650	10600.	97	3676	No
382	GOM_NL__2PRFIN20021112_221617_000000442011_00115_03676_1510.N1	12-NOV-2002 22:16:17	Bright	43.500	39	85Eta UMa	1.8540	24000.	87	3676	No
383	GOM_NL__2PRFIN20021112_221807_000000532011_00115_03676_1511.N1	12-NOV-2002 22:18:07	Bright	52.500	174	52Psi UMa	3.0040	4400.0	105	3676	No
384	GOM_NL__2PRFIN20021112_221946_000000432011_00115_03676_1512.N1	12-NOV-2002 22:19:46	Bright	42.500	152	12Alp2CVn	2.8900	11000.	85	3676	No
385	GOM_NL__2PRFIN20021112_222449_000000412011_00115_03676_1513.N1	12-NOV-2002 22:24:49	Bright	40.500	111	8Eta Boo	2.6800	6000.0	81	3676	No
386	GOM_NL__2PRFIN20021112_222741_000001002011_00115_03676_1514.N1	12-NOV-2002 22:27:41	Bright	100.00	166	17Eps Leo	2.9800	6000.0	200	3676	No
387	GOM_NL__2PRFIN20021112_223217_000000892011_00115_03676_1515.N1	12-NOV-2002 22:32:17	Tw_i_and_stray	89.000	22	32Alp Leo	1.3600	15200.	178	3676	No
388	GOM_NL__2PRFIN20021112_223610_000000512011_00115_03676_1516.N1	12-NOV-2002 22:36:10	Tw_i_and_stray	50.500	100	4Gam Crv	2.5800	13100.	101	3676	No
389	GOM_NL__2PRFIN20021112_223740_000000542011_00115_03676_1517.N1	12-NOV-2002 22:37:40	Twilight	53.500	171	2Eps Crv	3.0010	4250.0	107	3676	No
390	GOM_NL__2PRFIN20021112_224405_000000442011_00115_03676_1518.N1	12-NOV-2002 22:44:05	Dark	44.000	64	Gam Cen	2.2000	10600.	88	3676	No
391	GOM_NL__2PRFIN20021112_224623_000000562011_00115_03676_1519.N1	12-NOV-2002 22:46:23	Dark	56.000	26	Gam Cru	1.6240	2900.0	112	3676	No
392	GOM_NL__2PRFIN20021112_224801_000000442011_00115_03676_1520.N1	12-NOV-2002 22:48:01	Dark	43.500	12	Alp1Cru	0.77500	30000.	87	3676	No
393	GOM_NL__2PRFIN20021112_225035_000000702011_00116_03677_1493.N1	12-NOV-2002 22:50:35	Dark	69.500	65	Lam Vel	2.2040	4400.0	139	3677	No
394	GOM_NL__2PRFIN20021112_225414_000000592011_00116_03677_1494.N1	12-NOV-2002 22:54:14	Dark	59.000	34	Gam2Vel	1.7930	23000.	118	3677	No
395	GOM_NL__2PRFIN20021112_225905_000000692011_00116_03677_1495.N1	12-NOV-2002 22:59:05	Dark	69.000	2	Alp Car	-0.73600	7000.0	138	3677	No
396	GOM_NL__2PRFIN20021112_230256_000000962011_00116_03677_1496.N1	12-NOV-2002 23:02:56	Dark	96.000	23	21Eps CMa	1.5020	26000.	192	3677	No

397	GOM_NL__2PRFIN20021112_230547_000000682011_00116_03677_1497.N1	12-NOV-2002 23:05:47	Dark	67.500	108	Alp Col	2.6520	15200.	135	3677	No
398	GOM_NL__2PRFIN20021112_230809_000000492011_00116_03677_1498.N1	12-NOV-2002 23:08:09	Straylight	49.000	157	The1Eri	2.9060	9300.0	98	3677	No
399	GOM_NL__2PRFIN20021112_231205_000001452011_00116_03677_1499.N1	12-NOV-2002 23:12:05	Straylight	145.00	47	2Bet CMa	1.9760	28000.	290	3677	No
400	GOM_NL__2PRFIN20021112_231825_000001102011_00116_03677_1500.N1	12-NOV-2002 23:18:25	Twilight_stray	109.50	7	19Bet Ori	0.10000	14000.	219	3677	No
401	GOM_NL__2PRFIN20021112_232117_000000552011_00116_03677_1501.N1	12-NOV-2002 23:21:17	Twilight_stray	55.000	94	92Alp Cet	2.5260	3100.0	110	3677	No
402	GOM_NL__2PRFIN20021112_232601_000000452011_00116_03677_1502.N1	12-NOV-2002 23:26:01	Bright	44.500	105	6Bet Ari	2.6450	8900.0	89	3677	No
403	GOM_NL__2PRFIN20021112_233005_000000442011_00116_03677_1503.N1	12-NOV-2002 23:30:05	Bright	43.500	173	4Bet Tri	3.0040	8900.0	87	3677	No
404	GOM_NL__2PRFIN20021112_233209_000000442011_00116_03677_1504.N1	12-NOV-2002 23:32:09	Bright	43.500	73	57Gam1And	2.2600	13100.	87	3677	No
405	GOM_NL__2PRFIN20021112_233709_000000422011_00116_03677_1505.N1	12-NOV-2002 23:37:09	Bright	41.500	110	37Del Cas	2.6780	8900.0	83	3677	No
406	GOM_NL__2PRFIN20021112_233936_000000692011_00116_03677_1506.N1	12-NOV-2002 23:39:36	Bright	68.500	6	13Alp Aur	0.080000	3400.0	137	3677	No
407	GOM_NL__2PRFIN20021112_234521_000000432011_00116_03677_1507.N1	12-NOV-2002 23:45:21	Bright	43.000	49	1Alp UMi	1.9900	6300.0	86	3677	No
408	GOM_NL__2PRFIN20021112_234937_000000472011_00116_03677_1508.N1	12-NOV-2002 23:49:37	Bright	46.500	60	7Bet UMi	2.0810	3950.0	93	3677	No
409	GOM_NL__2PRFIN20021112_235307_000000502011_00116_03677_1509.N1	12-NOV-2002 23:53:07	Bright	49.500	36	50Alp UMa	1.8000	6300.0	99	3677	No
410	GOM_NL__2PRFIN20021112_235445_000000502011_00116_03677_1510.N1	12-NOV-2002 23:54:45	Bright	49.500	82	48Bet UMa	2.3650	10600.	99	3677	No
411	GOM_NL__2PRFIN20021112_235653_000000452011_00116_03677_1511.N1	12-NOV-2002 23:56:53	Bright	44.500	39	85Eta UMa	1.8540	24000.	89	3677	No
412	GOM_NL__2PRFIN20021112_235843_000000522011_00116_03677_1512.N1	12-NOV-2002 23:58:43	Bright	51.500	174	52Psi UMa	3.0040	4400.0	103	3677	No

3. Quality information per product

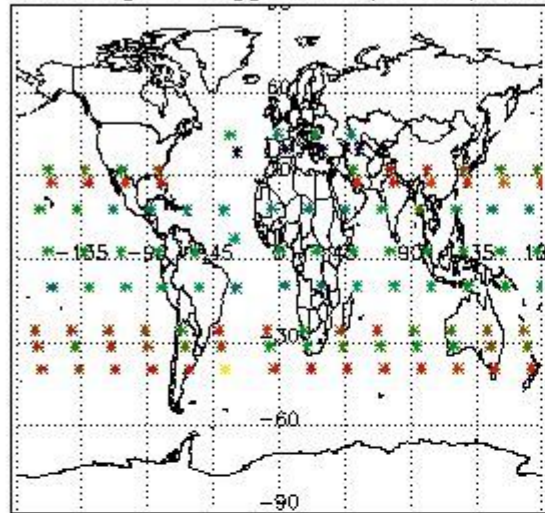
In this section it is plotted some information contained in the Quality Summary data set of the level 2 products. Only products in dark limb conditions and without errors (error flag in the MPH set to "0") are used.

3.1 Plot quality information per product (time dependant)

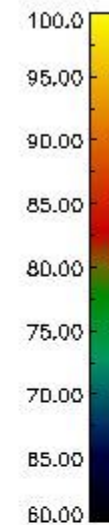
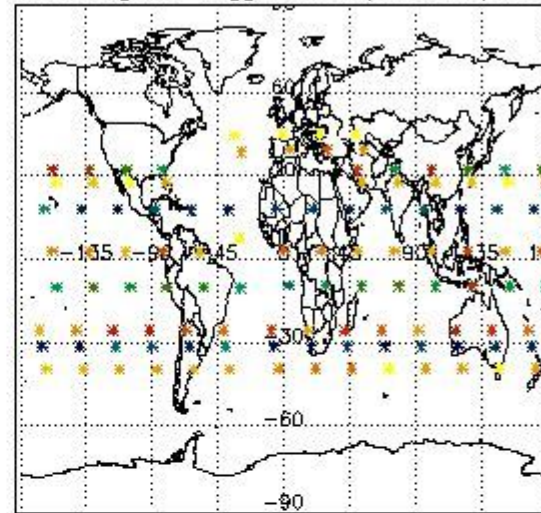


3.2 Plot quality information per product (world map)

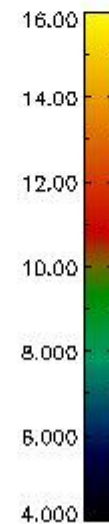
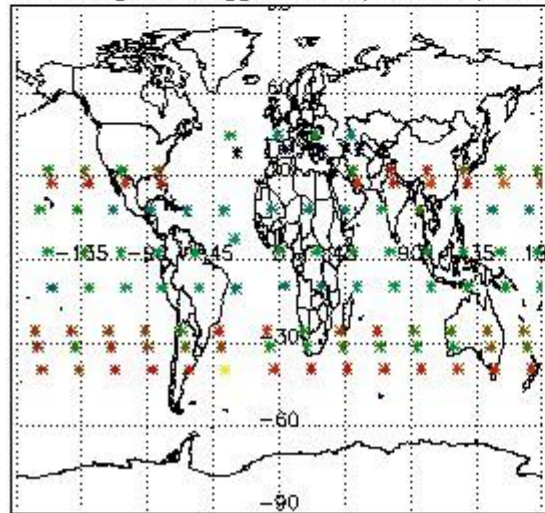
Percentage of flagged data per O3 profile



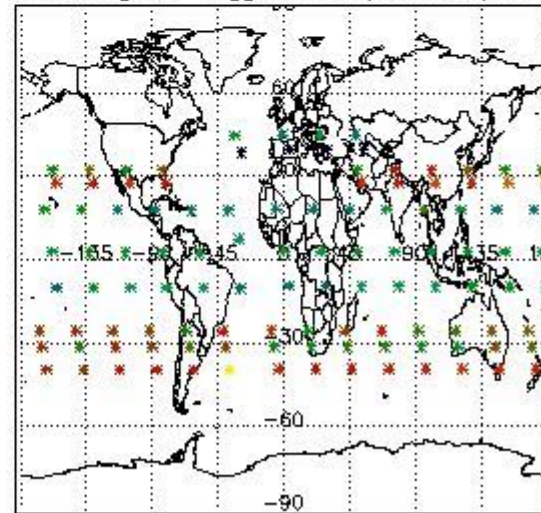
Percentage of flagged data per H2O profile



Percentage of flagged data per NO2 profile



Percentage of flagged data per NO3 profile

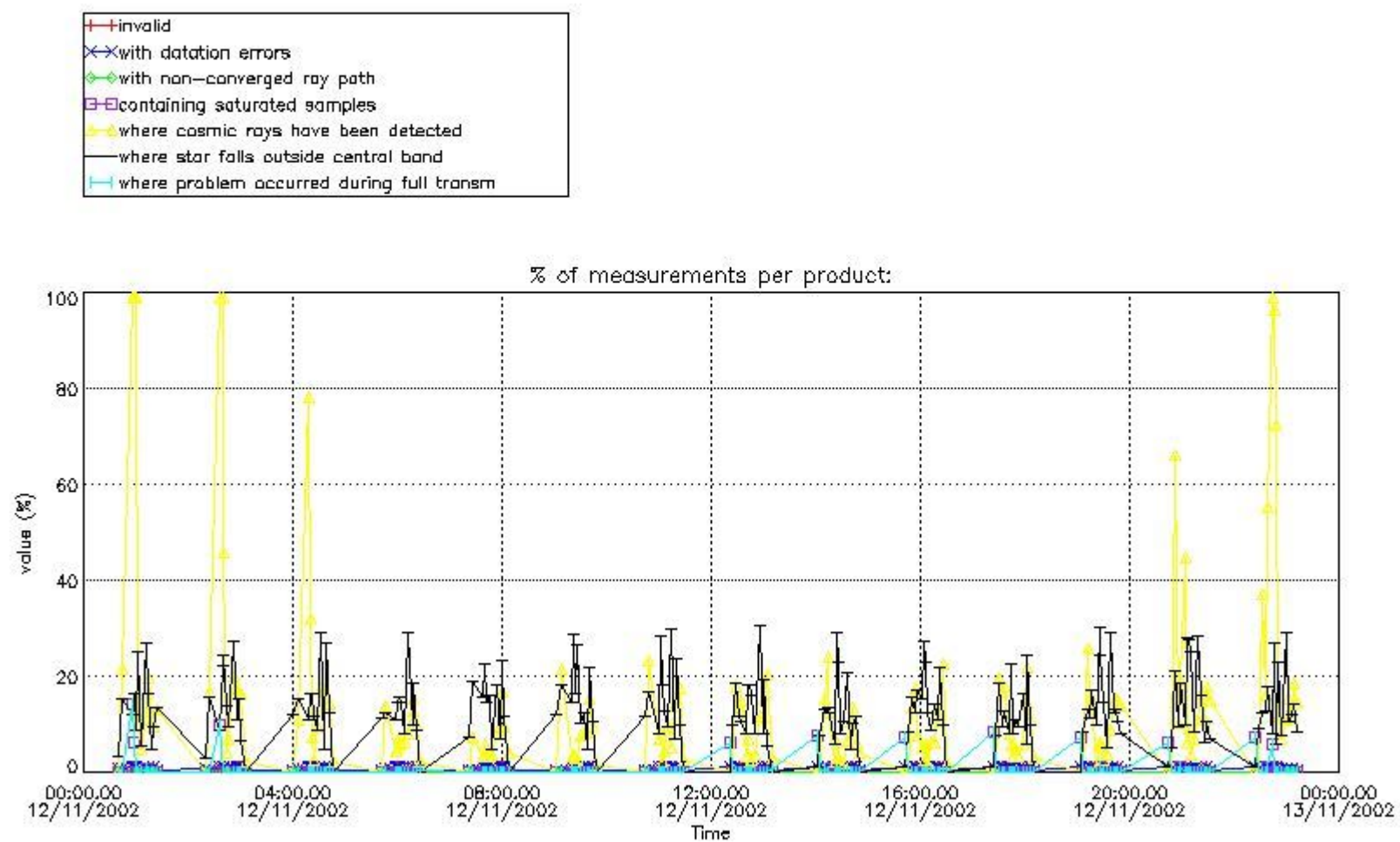


4. Level 1 quality information per product

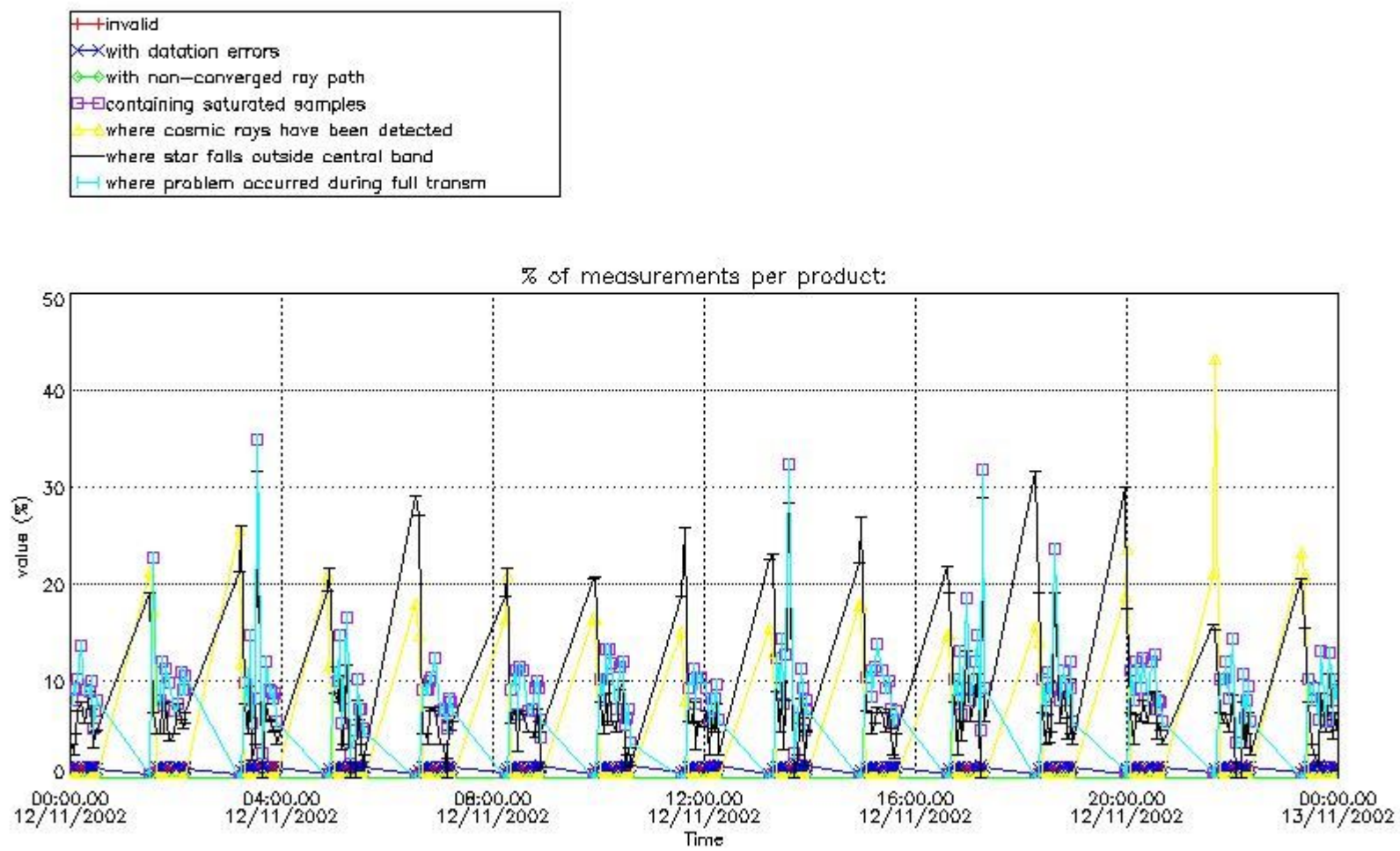
In this section it is plotted some information contained in the Quality Summary data set of the level 2 products that comes from the level 1b processing. Products without errors (error flag in the MPH set to "0") are used.

4.1 Plot quality information per product (time dependant) coming from level 1b processing

4.1.1 Plot level 1 quality information per product (time dependant): ENVISAT ASCENDING passes



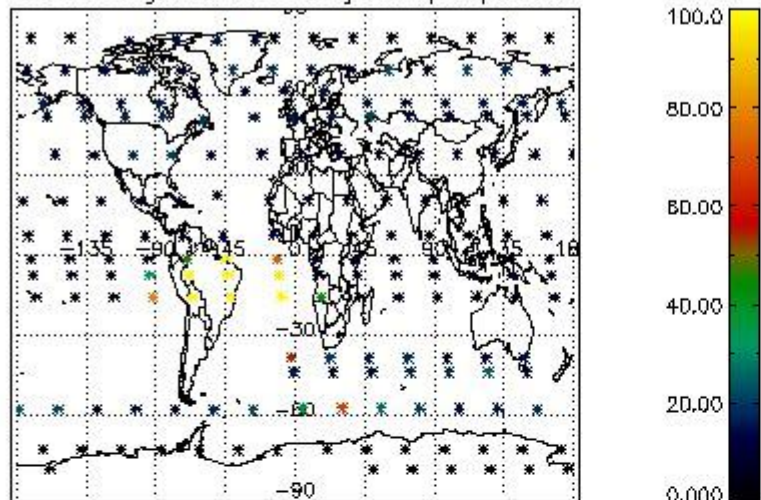
4.1.2 Plot level 1 quality information per product (time dependant): ENVI SAT DESCENDING passes



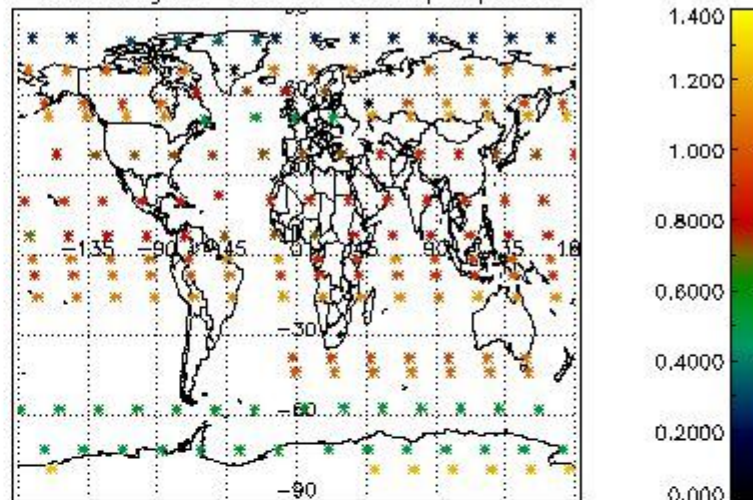
4.2 Plot quality information per product coming from level 1b processing (world map)

4.2.1 Plot level 1 quality information per product (world map): ENVISAT ASCENDING passes

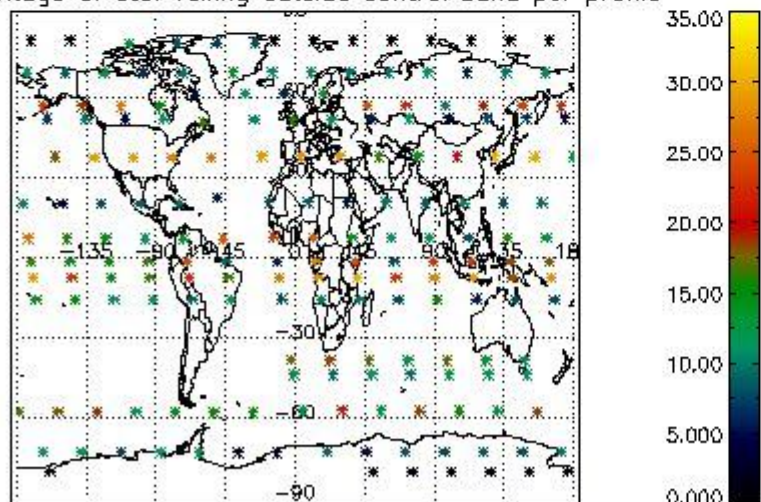
Percentage of cosmic ray hits per profile



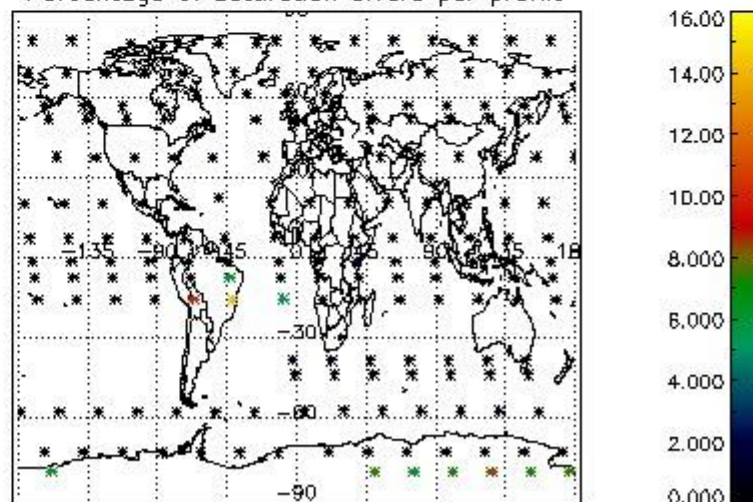
Percentage of datation errors per profile



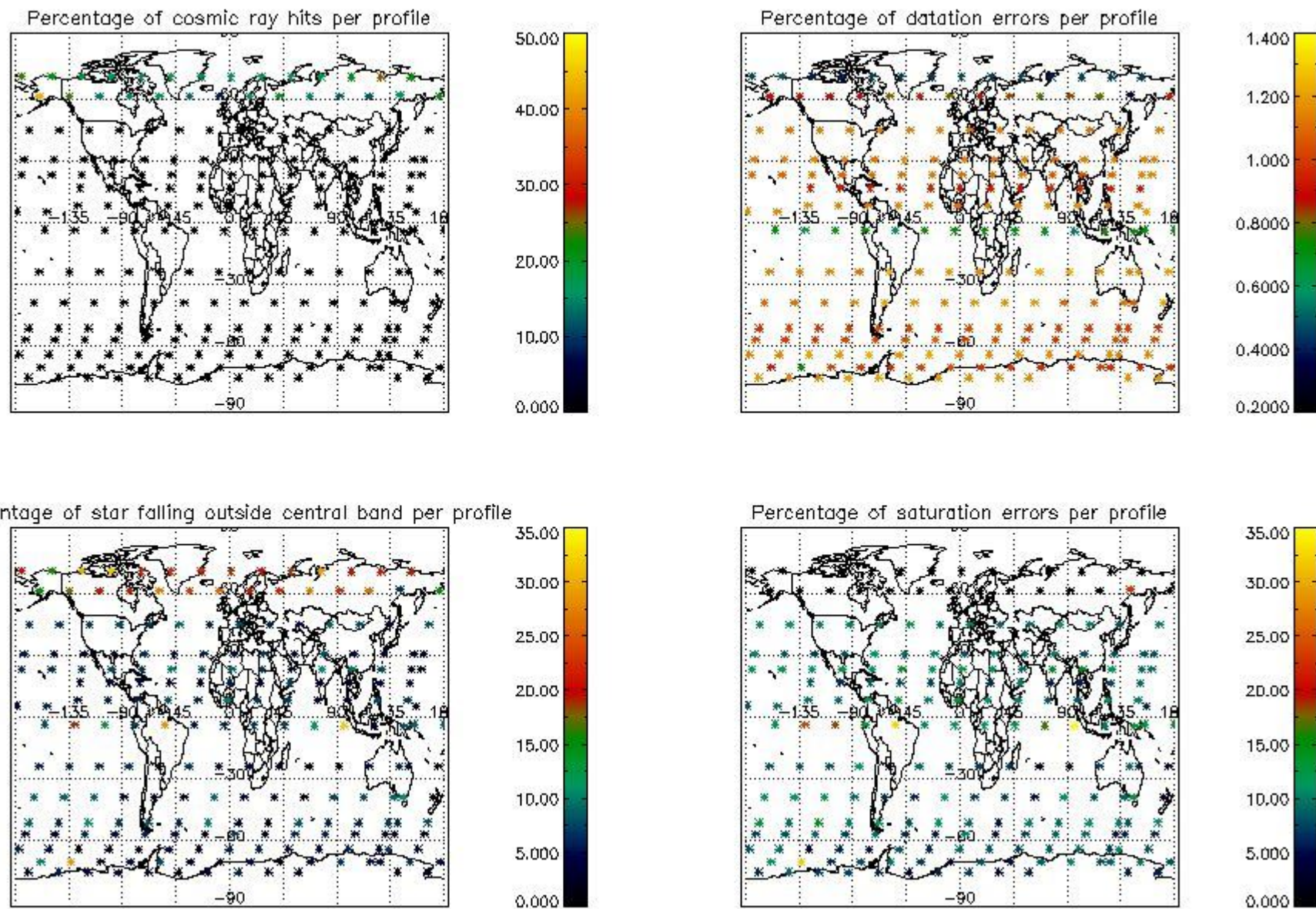
Percentage of star falling outside central band per profile



Percentage of saturation errors per profile



4.2.2 Plot level 1 quality information per product (world map): ENVISAT DESCENDING passes



5. Trace gas profiles

5.1 Ozone statistics based on quality of products

The final quality of the products can be "measured" using the STD (Standard Deviation) attached to every point profile. This information is written to the parameter GOM_NL__2P/NL_LOCAL_SPECIES_DENSITY/o3_std of the level 2 products. The table below shows the statistics for given STD ranges.

The statistics are given with respect to the overall valid production:

- Products without fatal errors: GOM_NL__2P/MPH/PRODUCT_ERR=0
- Valid point profile: GOM_NL__2P/NL_LOCAL_SPECIES_DENSITY/pcd(0)=0

The 'Criteria' is applied to valid points of dark limb products:

- Products in dark limb illumination condition: GOM_NL__2P/NL_SUMMARY_QUALITY/obs_ill_cond=0
- Products without fatal errors: GOM_NL__2P/MPH/PRODUCT_ERR=0
- Valid point profile: GOM_NL__2P/NL_LOCAL_SPECIES_DENSITY/pcd(0)=0

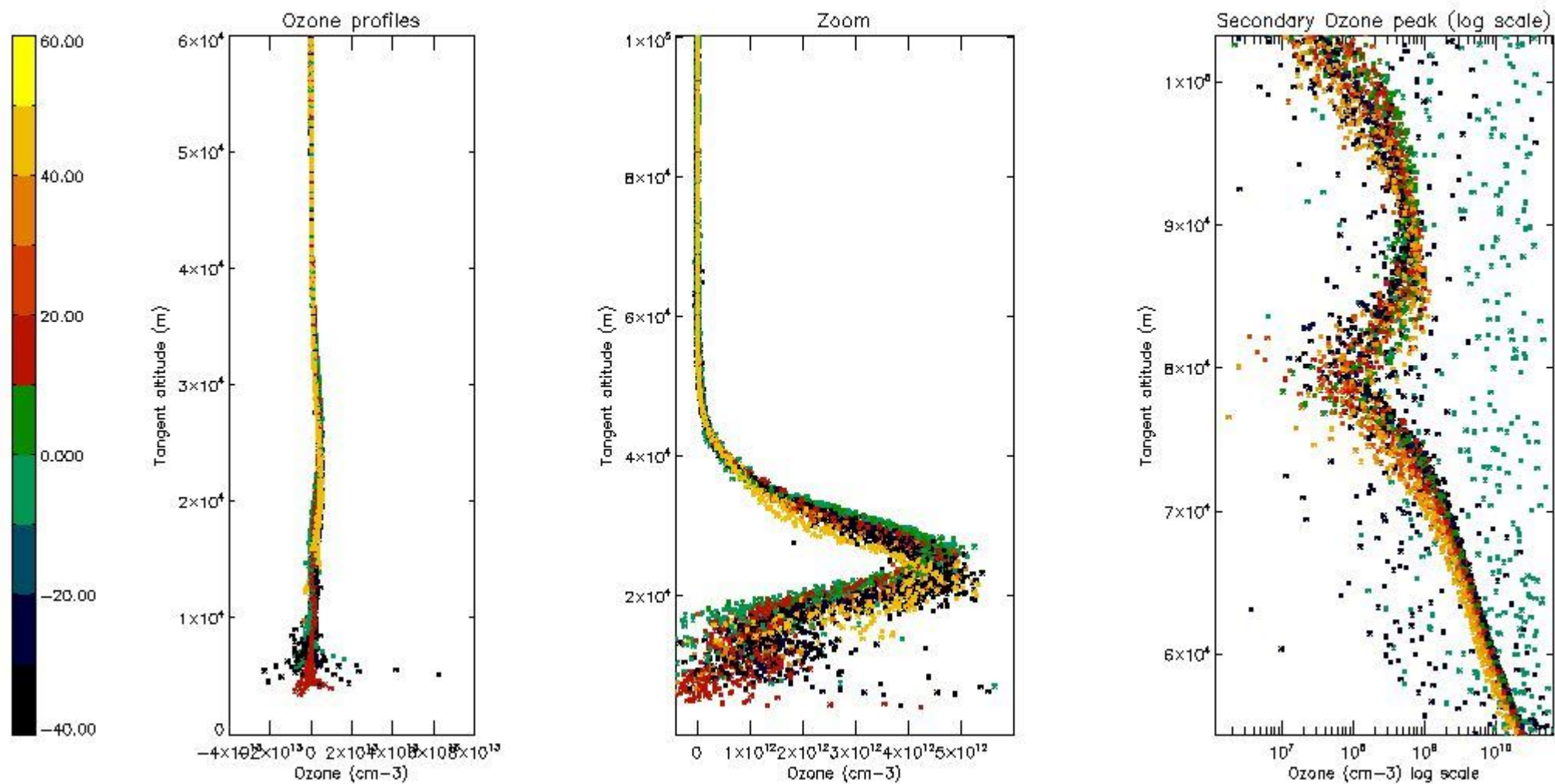
So, the table below shows the percentage of dark limb and valid observations for each criteria with respect to the overall valid daily observations.

Criteria	% of total production
All STD	25
STD < 20	13

STD < 10	11
STD < 5	8

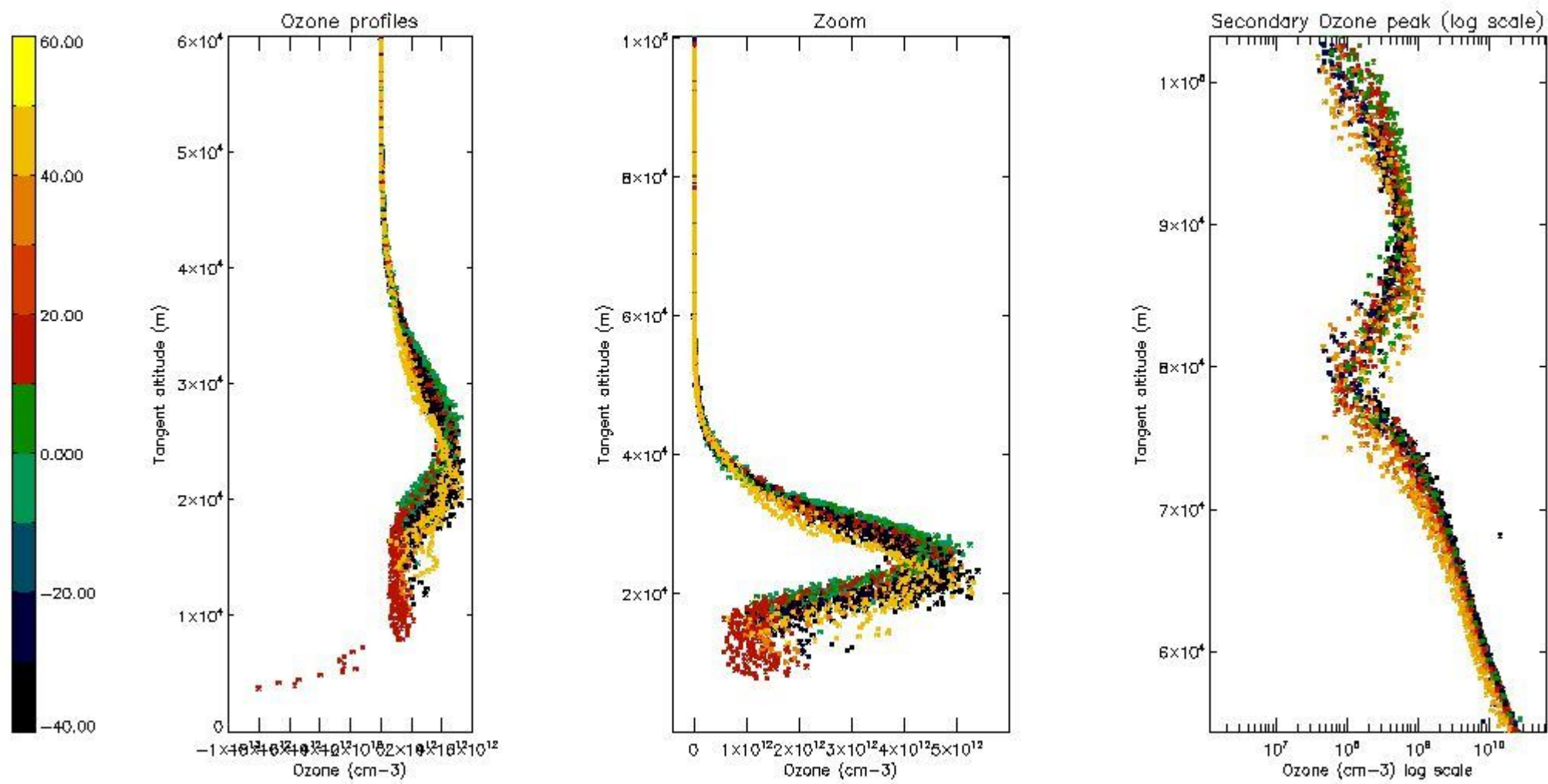
5.2 Plot ozone profiles for all STD (dark without errors)

The colorbar represents the latitude.



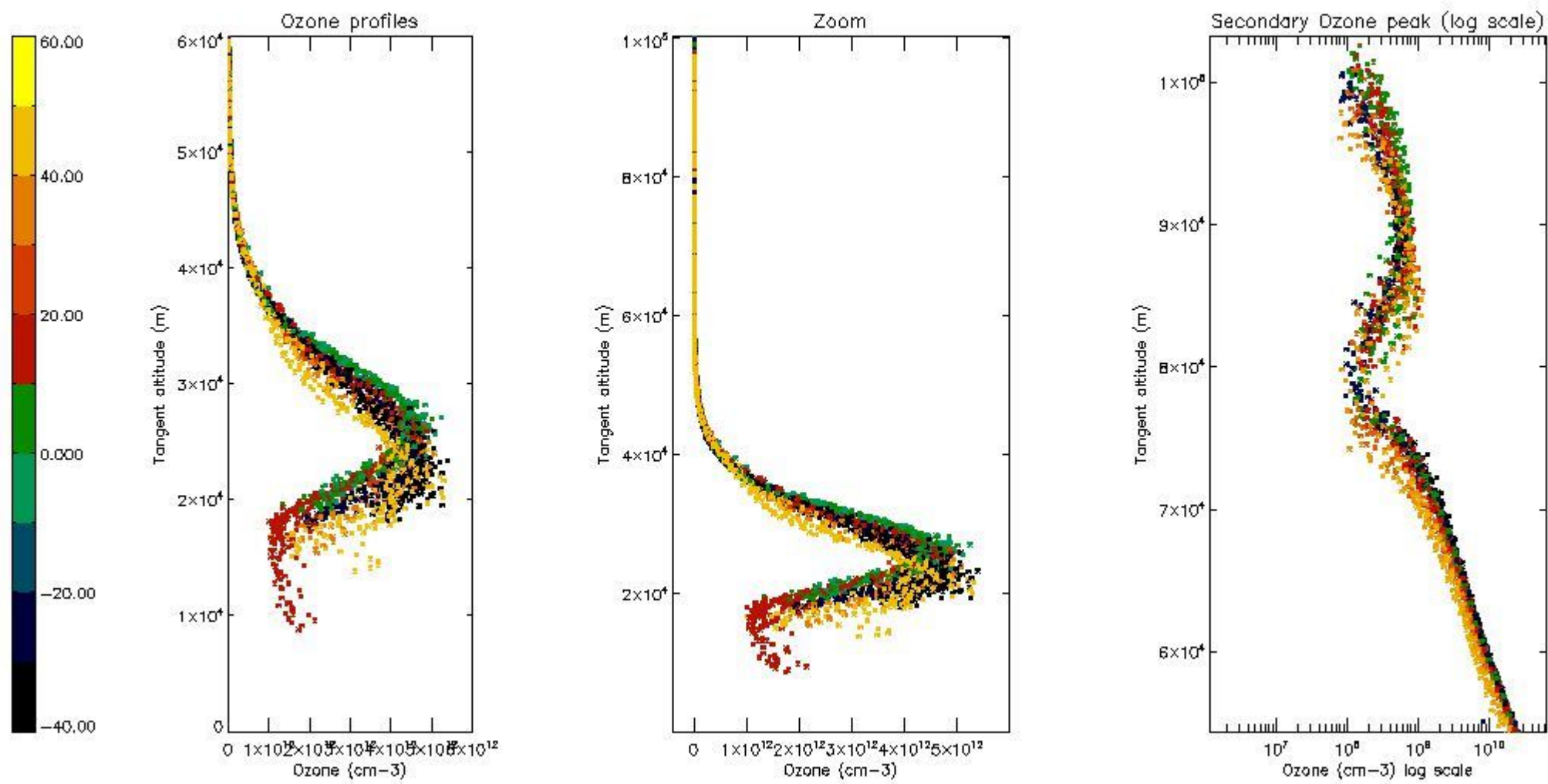
5.3 Plot ozone profiles where STD < 20% (dark without errors)

The colorbar represents the latitude.



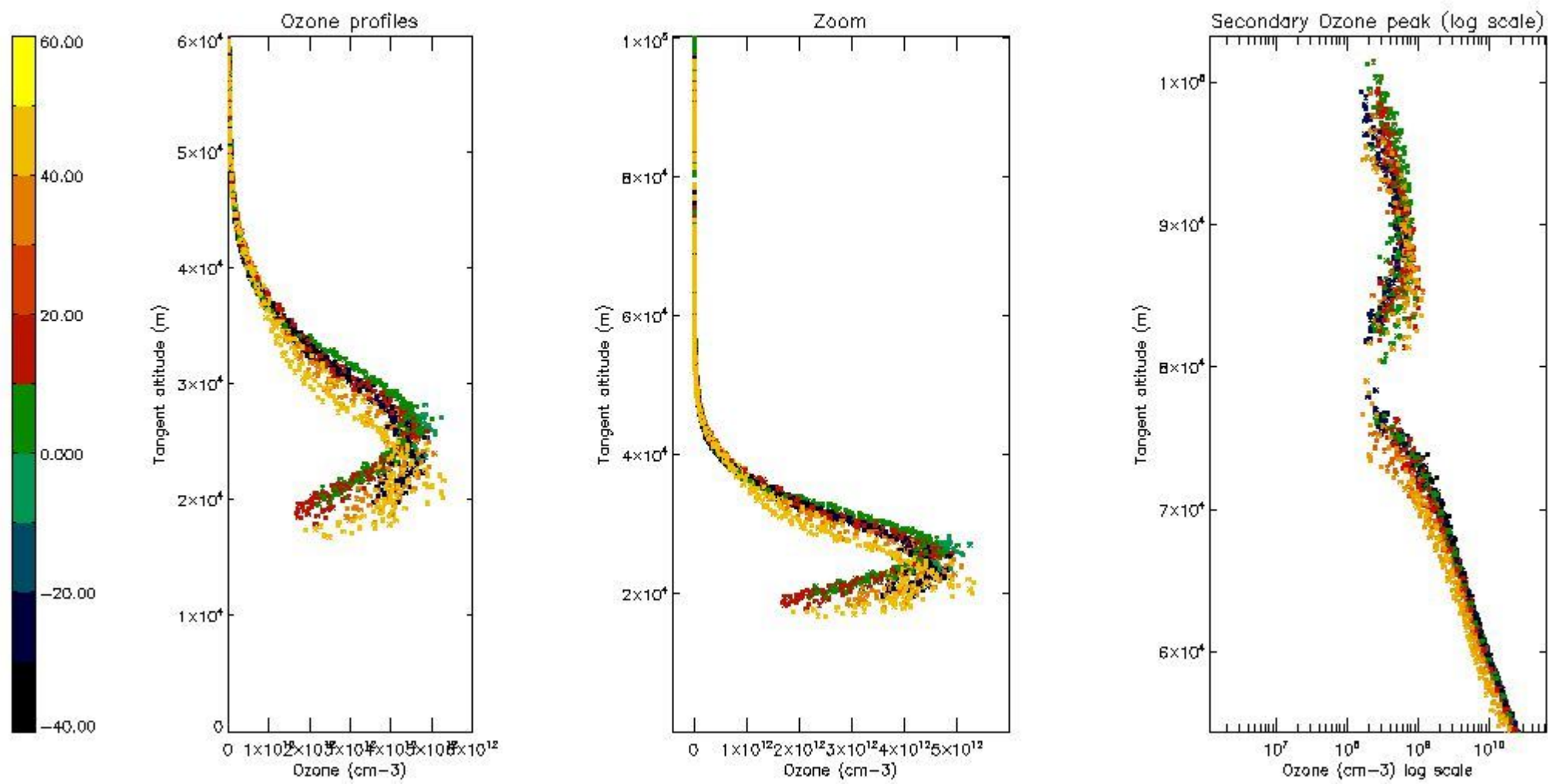
5.4 Plot ozone profiles where STD < 10% (dark without errors)

The colorbar represents the latitude.



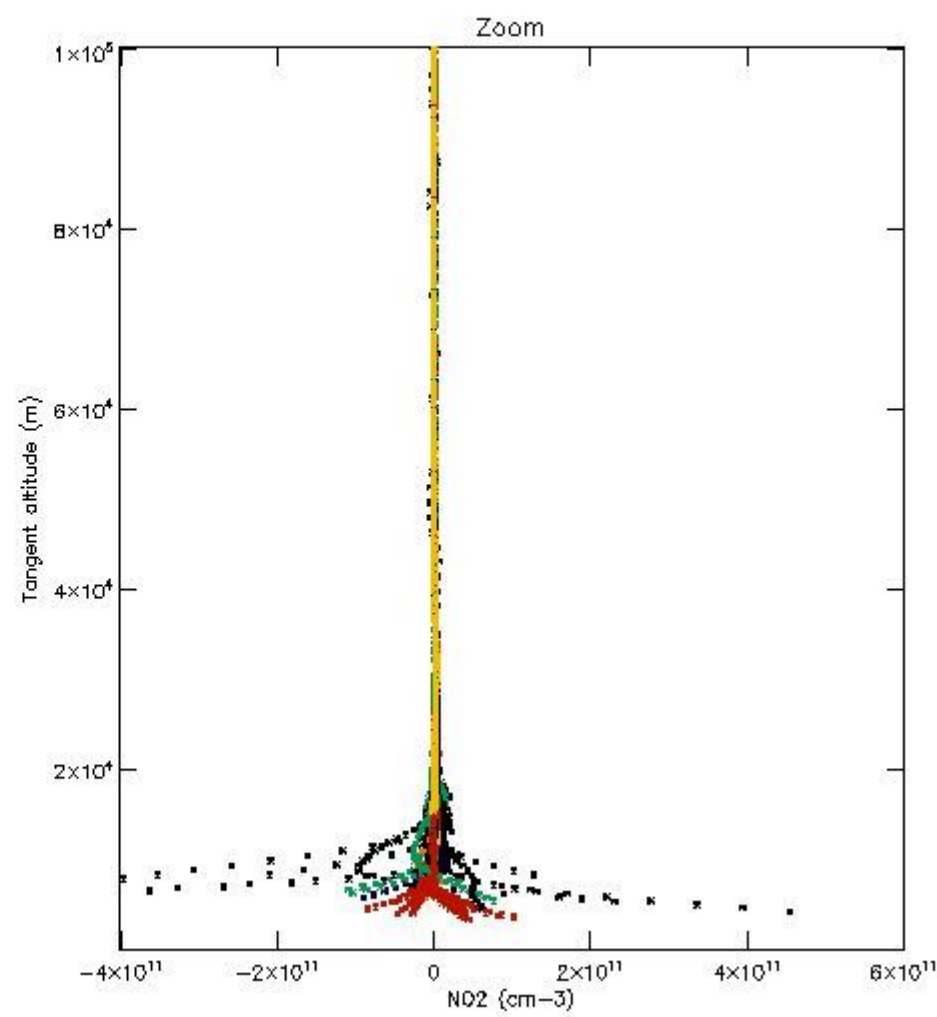
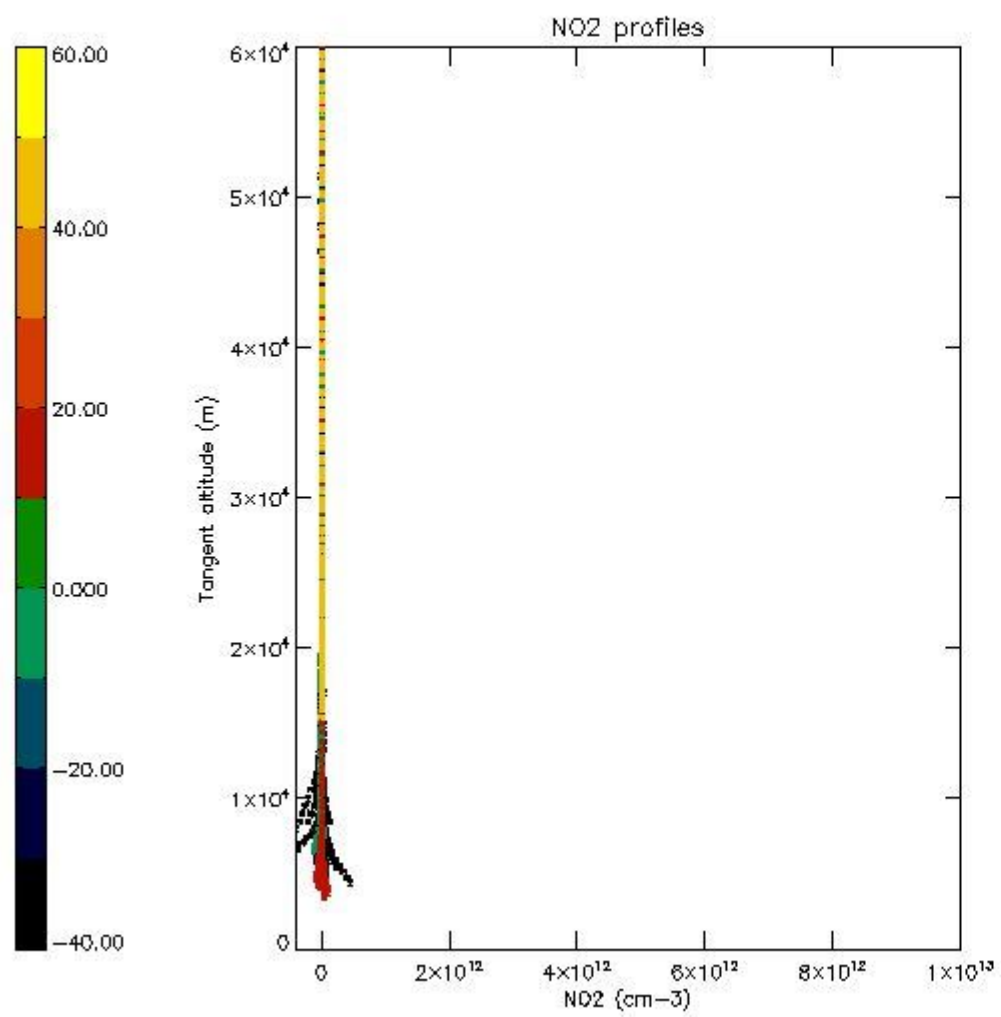
5.5 Plot ozone profiles where STD < 5% (dark without errors)

The colorbar represents the latitude.



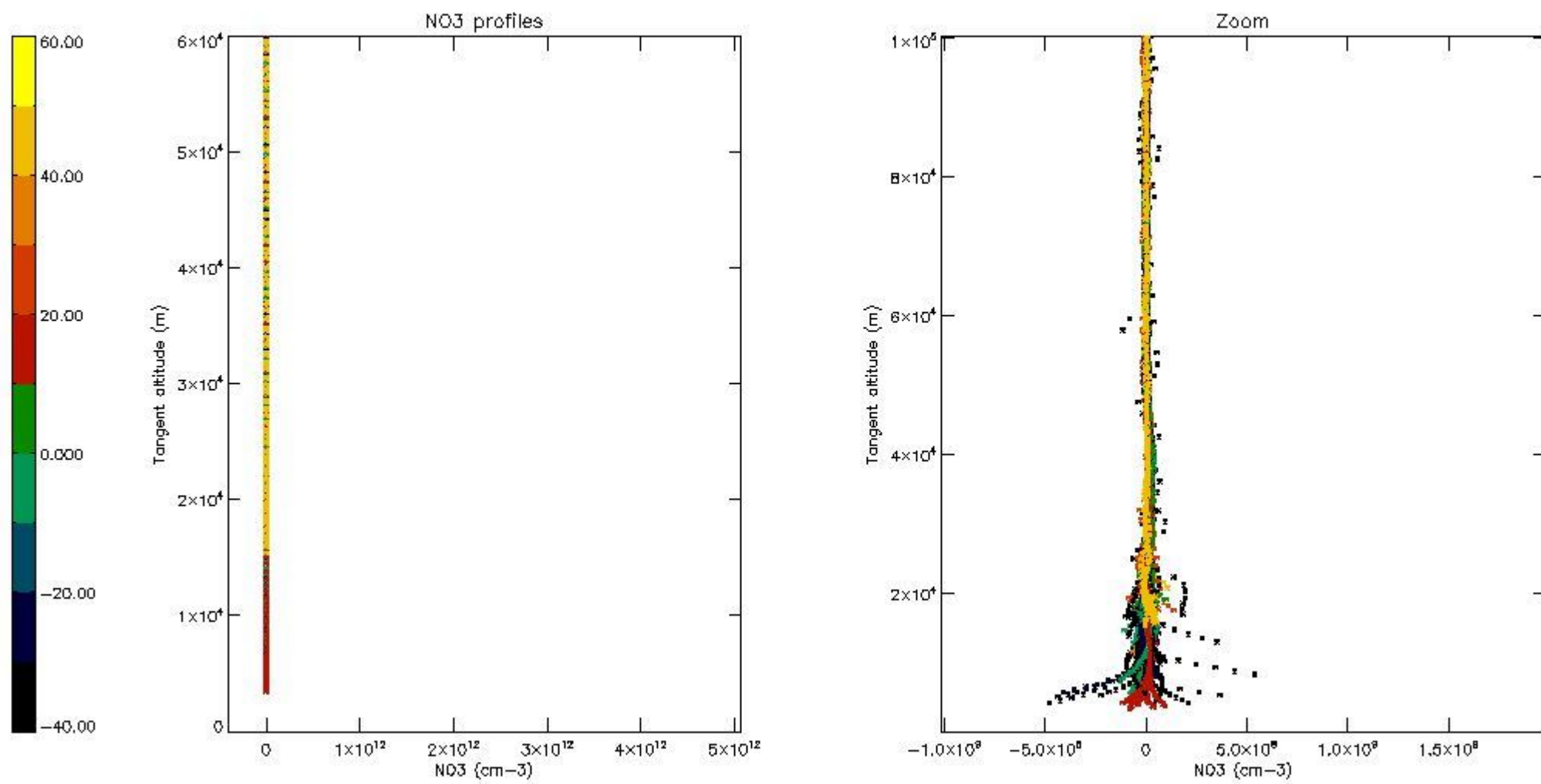
5.6 Plot NO₂ profiles for all STD (dark without errors)

The colorbar represents the latitude.



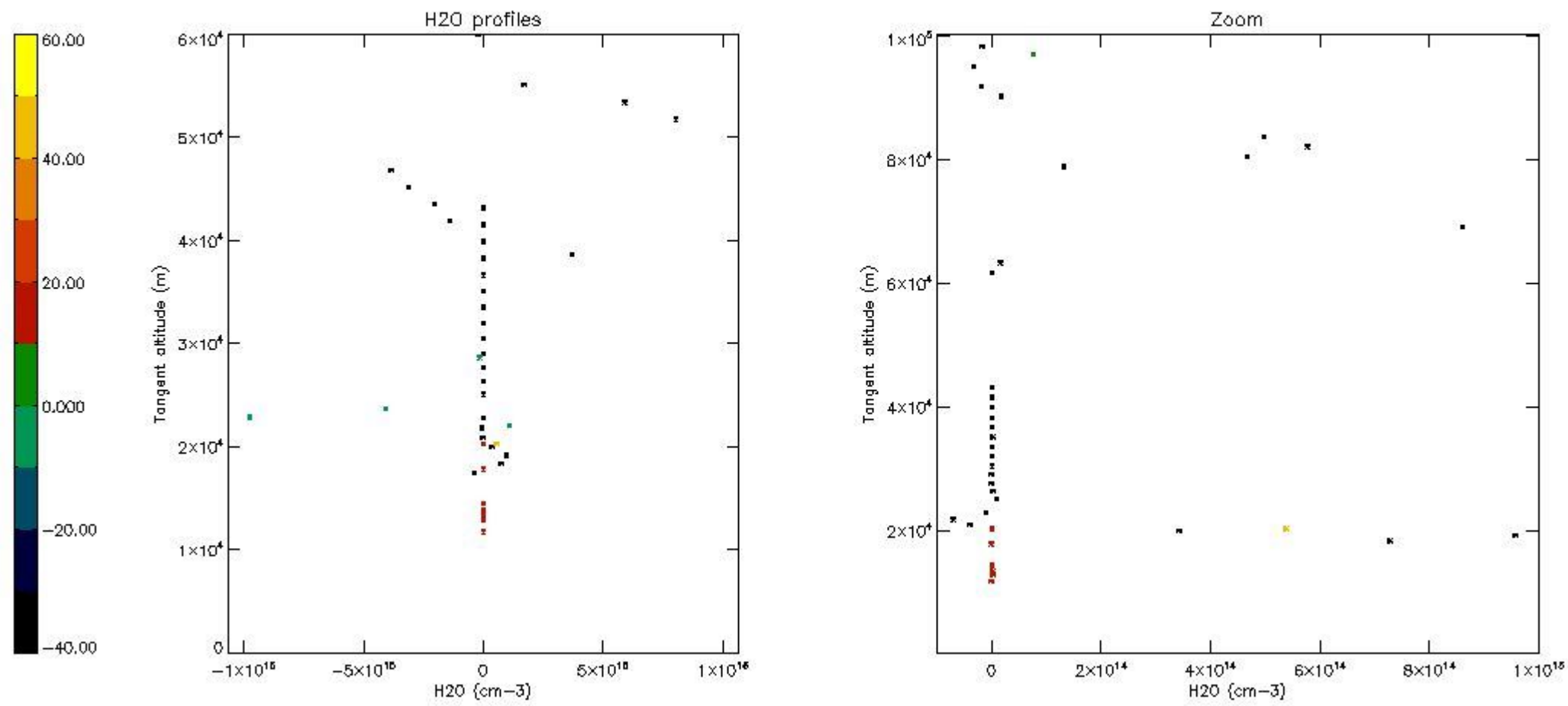
5.7 Plot NO3 profiles for all STD (dark without errors)

The colorbar represents the latitude.



5.8 Plot H2O profiles for all STD (only for occultations of stars 1,2,3,4,13,14,16,26,63 dark without errors)

The colorbar represents the latitude.



6. Auxiliary Data Files used for the production reported in section 2

The number reported in the third column indicates since which file (see list in section 2) the corresponding auxiliary file has been used. The fourth column is the date of those product files.

Type	Auxiliary Filename	Used since product	Used since product date
INST_PHYS_CHARACTERISTICS	GOM_INS_AXNIEC20050627_150440_20020301_000000_20100101_000000	1	12-NOV-2002 00:01:43
LEVEL-2_PROC_CONFIG	GOM_PR2_AXVIEC20091111_152718_20020301_000000_20500101_000000	1	12-NOV-2002 00:01:43
CROSS_SECTIONS_FILE	GOM_CRS_AXVIEC20091111_154832_20020301_000000_20500101_000000	1	12-NOV-2002 00:01:43

GOMOS Level 2 Daily Report

SUMMARY

[1. General Info](#)

[2. Summary of processed GOM_NL_2P products](#)

[3. Level 2 Quality information per product](#)

[3.1 Plot of level 2 quality information per product \(time dependant\)](#)

[3.2 Plot of level 2 quality information per product \(world map\)](#)

[4. Level 1 Quality information per product \(stored on level 2 products\)](#)

[4.1 Plot of level 1 quality information per product \(time dependant\)](#)

[4.1.1 Plot of level 1 quality information per product \(time dependant\): ASCENDING](#)

[4.1.2 Plot of level 1 quality information per product \(time dependant\): DESCENDING](#)

[4.2 Plot of level 1 quality information per product \(world map\)](#)

[4.2.1 Plot of level 1 quality information per product \(world map\): ASCENDING](#)

[4.2.2 Plot of level 1 quality information per product \(world map\): DESCENDING](#)

[5. Ozone profiles based on quality statistics and other trace gas profiles](#)

[5.1 Ozone statistics based on quality of products](#)

[5.2 Plot ozone profiles for all STD \(dark without errors\)](#)

[5.3 Plot ozone profiles where STD < 20% \(dark without errors\)](#)

[5.4. Plot ozone profiles where STD < 10% \(dark without errors\)](#)

[5.5. Plot ozone profiles where STD < 5% \(dark without errors\)](#)

[5.6 Plot NO2 profiles for all STD \(dark without errors\)](#)

[5.7 Plot NO3 profiles for all STD \(dark without errors\)](#)

[5.8 Plot H2O profiles \(only for occultations of stars 1,2,3,4,13,14,16,26,63 dark without errors\) for all STD](#)

[6. Auxiliary Data Files used for the production reported in section 2](#)

This report presents the daily analysis on parameters extracted from GOMOS level 2 data (GOM_NL__2P). It is intended to monitor some important parameters that will impact the quality of these products. A list of level 2 products (and content) that have arrived during the reporting day to the PCF is also given.

Item	Value
Time of report generation	17APR2013 20:07:40
Data source version	GOMOS/6.01
Start time of products	12-11-2002 (12NOV2002 00:00:00)
Stop time of products	13-11-2002 (13NOV2002 00:00:00)
Store outputs in DB	Yes
Nb of level 2 prods	412
Nb of prods with errors	7

2. Summary of processed GOM_NL__2P products.

Nr	Filename	UTC Start time	Limb	Duration	Star Id	Star Name	Star Mag	Star Temp	Nb Meas	Orbit	Prod. error
1	GOM_NL__2PRFIN20021112_000143_000000442011_00102_03663_1481.N1	12-NOV-2002 00:01:43	Bright	43.500	173	4Bet Tri	3.0040	8900.0	87	3663	No
2	GOM_NL__2PRFIN20021112_000347_000000442011_00102_03663_1482.N1	12-NOV-2002 00:03:47	Bright	43.500	73	57Gam1And	2.2600	13100.	87	3663	No
3	GOM_NL__2PRFIN20021112_000538_000000552011_00102_03663_1483.N1	12-NOV-2002 00:05:38	Bright	54.500	149	45Eps Per	2.8880	30000.	109	3663	No
4	GOM_NL__2PRFIN20021112_000755_000000442011_00102_03663_1484.N1	12-NOV-2002 00:07:55	Bright	44.000	68	18Alp Cas	2.2250	4500.0	88	3663	No
5	GOM_NL__2PRFIN20021112_001129_000000702011_00102_03663_1485.N1	12-NOV-2002 00:11:29	Bright	70.000	6	13Alp Aur	0.080000	3400.0	140	3663	No
6	GOM_NL__2PRFIN20021112_001657_000000442011_00102_03663_1486.N1	12-NOV-2002 00:16:57	Bright	44.000	49	1Alp UMi	1.9900	6300.0	88	3663	No
7	GOM_NL__2PRFIN20021112_002112_000000452011_00102_03663_1487.N1	12-NOV-2002 00:21:12	Bright	44.500	60	7Bet UMi	2.0810	3950.0	89	3663	No
8	GOM_NL__2PRFIN20021112_002446_000000502011_00102_03663_1488.N1	12-NOV-2002 00:24:46	Bright	50.000	36	50Alp UMa	1.8000	6300.0	100	3663	No
9	GOM_NL__2PRFIN20021112_002624_000000492011_00102_03663_1489.N1	12-NOV-2002 00:26:24	Bright	48.500	82	48Bet UMa	2.3650	10600.	97	3663	No
10	GOM_NL__2PRFIN20021112_002828_000000432011_00102_03663_1490.N1	12-NOV-2002 00:28:28	Bright	43.000	39	85Eta UMa	1.8540	24000.	86	3663	No
11	GOM_NL__2PRFIN20021112_003021_000000512011_00102_03663_1491.N1	12-NOV-2002 00:30:21	Bright	50.500	174	52Psi UMa	3.0040	4400.0	101	3663	No
12	GOM_NL__2PRFIN20021112_003945_000000912011_00102_03663_1492.N1	12-NOV-2002 00:39:45	Bright	90.500	166	17Eps Leo	2.9800	6000.0	181	3663	No
13	GOM_NL__2PRFIN20021112_004416_000000912011_00102_03663_1493.N1	12-NOV-2002 00:44:16	Twilight	91.000	22	32Alp Leo	1.3600	15200.	182	3663	No
14	GOM_NL__2PRFIN20021112_004648_000002092011_00102_03663_1494.N1	12-NOV-2002 00:46:48	Dark	209.00	1015	Jupiter	0.0000	0.0000	418	3663	Yes
15	GOM_NL__2PRFIN20021112_005616_000000462011_00102_03663_1495.N1	12-NOV-2002 00:56:16	Dark	45.500	64	Gam Cen	2.2000	10600.	91	3663	No
16	GOM_NL__2PRFIN20021112_005833_000000492011_00102_03663_1496.N1	12-NOV-2002 00:58:33	Dark	48.500	26	Gam Cru	1.6240	2900.0	97	3663	No
17	GOM_NL__2PRFIN20021112_010012_000000452011_00102_03663_1497.N1	12-NOV-2002 01:00:12	Dark	45.000	12	Alp1Cru	0.77500	30000.	90	3663	No
18	GOM_NL__2PRFIN20021112_010235_000000702011_00103_03664_1471.N1	12-NOV-2002 01:02:35	Dark	70.000	65	Lam Vel	2.2040	4400.0	140	3664	No
19	GOM_NL__2PRFIN20021112_010658_000000642011_00103_03664_1472.N1	12-NOV-2002 01:06:58	Dark	64.000	70	Zet Pup	2.2460	39000.	128	3664	No
20	GOM_NL__2PRFIN20021112_011109_000000672011_00103_03664_1473.N1	12-NOV-2002 01:11:09	Dark	67.000	2	Alp Car	-0.73600	7000.0	134	3664	No
21	GOM_NL__2PRFIN20021112_011451_000001042011_00103_03664_1474.N1	12-NOV-2002 01:14:51	Dark	103.50	23	21Eps CMa	1.5020	26000.	207	3664	No
22	GOM_NL__2PRFIN20021112_011750_000000642011_00103_03664_1475.N1	12-NOV-2002 01:17:50	Dark	63.500	108	Alp Col	2.6520	15200.	127	3664	No
23	GOM_NL__2PRFIN20021112_012019_000000472011_00103_03664_1476.N1	12-NOV-2002 01:20:19	Straylight	47.000	157	The1Eri	2.9060	9300.0	94	3664	No
24	GOM_NL__2PRFIN20021112_012411_000001612011_00103_03664_1477.N1	12-NOV-2002 01:24:11	Straylight	161.00	47	2Bet CMa	1.9760	28000.	322	3664	No
25	GOM_NL__2PRFIN20021112_013044_000001132011_00103_03664_1478.N1	12-NOV-2002 01:30:44	Twilight	112.50	7	19Bet Ori	0.10000	14000.	225	3664	No
26	GOM_NL__2PRFIN20021112_013319_000001432011_00103_03664_1479.N1	12-NOV-2002 01:33:19	Bright	142.50	125	44Iot Ori	2.7700	30000.	285	3664	No
27	GOM_NL__2PRFIN20021112_013814_000000442011_00103_03664_1480.N1	12-NOV-2002 01:38:14	Bright	43.500	105	6Bet Ari	2.6450	8900.0	87	3664	No
28	GOM_NL__2PRFIN20021112_014219_000000442011_00103_03664_1481.N1	12-NOV-2002 01:42:19	Bright	43.500	173	4Bet Tri	3.0040	8900.0	87	3664	No
29	GOM_NL__2PRFIN20021112_014423_000000462011_00103_03664_1482.N1	12-NOV-2002 01:44:23	Bright	45.500	73	57Gam1And	2.2600	13100.	91	3664	No
30	GOM_NL__2PRFIN20021112_014613_000000542011_00103_03664_1483.N1	12-NOV-2002 01:46:13	Bright	54.000	149	45Eps Per	2.8880	30000.	108	3664	No
31	GOM_NL__2PRFIN20021112_014832_000000452011_00103_03664_1484.N1	12-NOV-2002 01:48:32	Bright	44.500	68	18Alp Cas	2.2250	4500.0	89	3664	No
32	GOM_NL__2PRFIN20021112_015204_000000672011_00103_03664_1485.N1	12-NOV-2002 01:52:04	Bright	66.500	6	13Alp Aur	0.080000	3400.0	133	3664	No
33	GOM_NL__2PRFIN20021112_015734_000000442011_00103_03664_1486.N1	12-NOV-2002 01:57:34	Bright	43.500	49	1Alp UMi	1.9900	6300.0	87	3664	No
34	GOM_NL__2PRFIN20021112_020147_000000462011_00103_03664_1487.N1	12-NOV-2002 02:01:47	Bright	45.500	60	7Bet UMi	2.0810	3950.0	91	3664	No
35	GOM_NL__2PRFIN20021112_020521_000000512011_00103_03664_1488.N1	12-NOV-2002 02:05:21	Bright	50.500	36	50Alp UMa	1.8000	6300.0	101	3664	No
36	GOM_NL__2PRFIN20021112_020700_000000502011_00103_03664_1489.N1	12-NOV-2002 02:07:00	Bright	50.000	82	48Bet UMa	2.3650	10600.	100	3664	No
37	GOM_NL__2PRFIN20021112_020903_000000442011_00103_03664_1490.N1	12-NOV-2002 02:09:03	Bright	44.000	39	85Eta UMa	1.8540	24000.	88	3664	No
38	GOM_NL__2PRFIN20021112_021057_000000522011_00103_03664_1491.N1	12-NOV-2002 02:10:57	Bright	52.000	174	52Psi UMa	3.0040	4400.0	104	3664	No
39	GOM_NL__2PRFIN20021112_022021_000000902011_00103_03664_1492.N1	12-NOV-2002 02:20:21	Bright	90.000	166	17Eps Leo	2.9800	6000.0	180	3664	No
40	GOM_NL__2PRFIN20021112_022452_000000922011_00103_03664_1493.N1	12-NOV-2002 02:24:52	Twilight	92.000	22	32Alp Leo	1.3600	15200.	184	3664	No
41	GOM_NL__2PRFIN20021112_022726_000001922011_00103_03664_1494.N1	12-NOV-2002 02:27:26	Dark	191.50	1015	Jupiter	0.0000	0.0000	383	3664	Yes
42	GOM_NL__2PRFIN20021112_023651_000000462011_00103_03664_1495.N1	12-NOV-2002 02:36:51	Dark	45.500	64	Gam Cen	2.2000	10600.	91	3664	No

43	GOM_NL__2PRFIN20021112_023909_00000522011_00103_03664_1496.N1	12-NOV-2002 02:39:09	Dark	51.500	26	Gam Cru	1.6240	2900.0	103	3664	No
44	GOM_NL__2PRFIN20021112_024048_00000542011_00103_03664_1497.N1	12-NOV-2002 02:40:48	Dark	53.500	12	Alp1Cru	0.77500	30000.	107	3664	No
45	GOM_NL__2PRFIN20021112_024311_00000622011_00104_03665_1472.N1	12-NOV-2002 02:43:11	Dark	62.000	65	Lam Vel	2.2040	4400.0	124	3665	No
46	GOM_NL__2PRFIN20021112_024652_00000592011_00104_03665_1473.N1	12-NOV-2002 02:46:52	Dark	59.000	34	Gam2Vel	1.7930	23000.	118	3665	No
47	GOM_NL__2PRFIN20021112_025146_00000682011_00104_03665_1474.N1	12-NOV-2002 02:51:46	Dark	68.000	2	Alp Car	-0.73600	7000.0	136	3665	No
48	GOM_NL__2PRFIN20021112_025553_00000462011_00104_03665_1475.N1	12-NOV-2002 02:55:53	Dark	45.500	143	Alp Hyi	2.8570	7200.0	91	3665	No
49	GOM_NL__2PRFIN20021112_025714_00000492011_00104_03665_1476.N1	12-NOV-2002 02:57:14	Dark	49.000	9	Alp Eri	0.45300	24000.	98	3665	No
50	GOM_NL__2PRFIN20021112_030054_00000462011_00104_03665_1477.N1	12-NOV-2002 03:00:54	Straylight	45.500	157	The1Eri	2.9060	9300.0	91	3665	No
51	GOM_NL__2PRFIN20021112_030527_000002162011_00104_03665_1478.N1	12-NOV-2002 03:05:27	Twi_and_stray	216.00	1	9Alp CMa	-1.4400	11000.	432	3665	No
52	GOM_NL__2PRFIN20021112_031119_000001152011_00104_03665_1479.N1	12-NOV-2002 03:11:19	Twi_and_stray	115.00	7	19Bet Ori	0.10000	14000.	230	3665	No
53	GOM_NL__2PRFIN20021112_031406_00000642011_00104_03665_1480.N1	12-NOV-2002 03:14:06	Twi_and_stray	63.500	94	92Alp Cet	2.5260	3100.0	127	3665	No
54	GOM_NL__2PRFIN20021112_031849_00000462011_00104_03665_1481.N1	12-NOV-2002 03:18:49	Bright	45.500	105	6Bet Ari	2.6450	8900.0	91	3665	No
55	GOM_NL__2PRFIN20021112_032255_00000442011_00104_03665_1482.N1	12-NOV-2002 03:22:55	Bright	44.000	173	4Bet Tri	3.0040	8900.0	88	3665	No
56	GOM_NL__2PRFIN20021112_032459_00000482011_00104_03665_1483.N1	12-NOV-2002 03:24:59	Bright	47.500	73	57Gam1And	2.2600	13100.	95	3665	No
57	GOM_NL__2PRFIN20021112_032649_00000532011_00104_03665_1484.N1	12-NOV-2002 03:26:49	Bright	53.000	149	45Eps Per	2.8880	30000.	106	3665	No
58	GOM_NL__2PRFIN20021112_032908_00000432011_00104_03665_1485.N1	12-NOV-2002 03:29:08	Bright	43.000	68	18Alp Cas	2.2250	4500.0	86	3665	No
59	GOM_NL__2PRFIN20021112_033238_00000932011_00104_03665_1486.N1	12-NOV-2002 03:32:38	Bright	93.000	6	13Alp Aur	0.080000	3400.0	186	3665	No
60	GOM_NL__2PRFIN20021112_033810_00000412011_00104_03665_1487.N1	12-NOV-2002 03:38:10	Bright	40.500	49	1Alp UMi	1.9900	6300.0	81	3665	No
61	GOM_NL__2PRFIN20021112_034224_00000462011_00104_03665_1488.N1	12-NOV-2002 03:42:24	Bright	46.000	60	7Bet UMi	2.0810	3950.0	92	3665	No
62	GOM_NL__2PRFIN20021112_034558_00000502011_00104_03665_1489.N1	12-NOV-2002 03:45:58	Bright	49.500	36	50Alp UMa	1.8000	6300.0	99	3665	No
63	GOM_NL__2PRFIN20021112_034735_00000512011_00104_03665_1490.N1	12-NOV-2002 03:47:35	Bright	51.000	82	48Bet UMa	2.3650	10600.	102	3665	No
64	GOM_NL__2PRFIN20021112_034940_00000432011_00104_03665_1491.N1	12-NOV-2002 03:49:40	Bright	43.000	39	85Eta UMa	1.8540	24000.	86	3665	No
65	GOM_NL__2PRFIN20021112_035132_00000522011_00104_03665_1492.N1	12-NOV-2002 03:51:32	Bright	51.500	174	52Psi UMa	3.0040	4400.0	103	3665	No
66	GOM_NL__2PRFIN20021112_035310_00000432011_00104_03665_1493.N1	12-NOV-2002 03:53:10	Bright	43.000	152	12Alp2CVn	2.8900	11000.	86	3665	No
67	GOM_NL__2PRFIN20021112_040058_000001002011_00104_03665_1494.N1	12-NOV-2002 04:00:58	Bright	99.500	166	17Eps Leo	2.9800	6000.0	199	3665	No
68	GOM_NL__2PRFIN20021112_040530_00000922011_00104_03665_1495.N1	12-NOV-2002 04:05:30	Twi_and_stray	91.500	22	32Alp Leo	1.3600	15200.	183	3665	No
69	GOM_NL__2PRFIN20021112_040804_000002552011_00104_03665_1496.N1	12-NOV-2002 04:08:04	Dark	255.00	1015	Jupiter	0.0000	0.0000	510	3665	Yes
70	GOM_NL__2PRFIN20021112_041728_00000462011_00104_03665_1497.N1	12-NOV-2002 04:17:28	Dark	45.500	64	Gam Cen	2.2000	10600.	91	3665	No
71	GOM_NL__2PRFIN20021112_041946_00000492011_00104_03665_1498.N1	12-NOV-2002 04:19:46	Dark	48.500	26	Gam Cru	1.6240	2900.0	97	3665	No
72	GOM_NL__2PRFIN20021112_042124_00000492011_00104_03665_1499.N1	12-NOV-2002 04:21:24	Dark	49.000	12	Alp1Cru	0.77500	30000.	98	3665	No
73	GOM_NL__2PRFIN20021112_042349_00000602011_00105_03666_1472.N1	12-NOV-2002 04:23:49	Dark	60.000	65	Lam Vel	2.2040	4400.0	120	3666	No
74	GOM_NL__2PRFIN20021112_042729_00000592011_00105_03666_1473.N1	12-NOV-2002 04:27:29	Dark	58.500	34	Gam2Vel	1.7930	23000.	117	3666	No
75	GOM_NL__2PRFIN20021112_043223_00000692011_00105_03666_1474.N1	12-NOV-2002 04:32:23	Dark	69.000	2	Alp Car	-0.73600	7000.0	138	3666	No
76	GOM_NL__2PRFIN20021112_043629_00000442011_00105_03666_1475.N1	12-NOV-2002 04:36:29	Dark	43.500	143	Alp Hyi	2.8570	7200.0	87	3666	No
77	GOM_NL__2PRFIN20021112_043749_00000562011_00105_03666_1476.N1	12-NOV-2002 04:37:49	Dark	56.000	9	Alp Eri	0.45300	24000.	112	3666	No
78	GOM_NL__2PRFIN20021112_044131_00000492011_00105_03666_1477.N1	12-NOV-2002 04:41:31	Straylight	49.000	157	The1Eri	2.9060	9300.0	98	3666	No
79	GOM_NL__2PRFIN20021112_044603_000002162011_00105_03666_1478.N1	12-NOV-2002 04:46:03	Twi_and_stray	216.00	1	9Alp CMa	-1.4400	11000.	432	3666	No
80	GOM_NL__2PRFIN20021112_045155_000001122011_00105_03666_1479.N1	12-NOV-2002 04:51:55	Twi_and_stray	112.00	7	19Bet Ori	0.10000	14000.	224	3666	No
81	GOM_NL__2PRFIN20021112_045442_00000602011_00105_03666_1480.N1	12-NOV-2002 04:54:42	Twi_and_stray	60.000	94	92Alp Cet	2.5260	3100.0	120	3666	No
82	GOM_NL__2PRFIN20021112_045925_00000462011_00105_03666_1481.N1	12-NOV-2002 04:59:25	Bright	45.500	105	6Bet Ari	2.6450	8900.0	91	3666	No
83	GOM_NL__2PRFIN20021112_050331_00000452011_00105_03666_1482.N1	12-NOV-2002 05:03:31	Bright	45.000	173	4Bet Tri	3.0040	8900.0	90	3666	No
84	GOM_NL__2PRFIN20021112_050535_00000482011_00105_03666_1483.N1	12-NOV-2002 05:05:35	Bright	47.500	73	57Gam1And	2.2600	13100.	95	3666	No
85	GOM_NL__2PRFIN20021112_050724_00000532011_00105_03666_1484.N1	12-NOV-2002 05:07:24	Bright	52.500	149	45Eps Per	2.8880	30000.	105	3666	No
86	GOM_NL__2PRFIN20021112_050944_00000432011_00105_03666_1485.N1	12-NOV-2002 05:09:44	Bright	42.500	68	18Alp Cas	2.2250	4500.0	85	3666	No
87	GOM_NL__2PRFIN20021112_051313_00000732011_00105_03666_1486.N1	12-NOV-2002 05:13:13	Bright	72.500	6	13Alp Aur	0.080000	3400.0	145	3666	No
88	GOM_NL__2PRFIN20021112_051846_00000412011_00105_03666_1487.N1	12-NOV-2002 05:18:46	Bright	40.500	49	1Alp UMi	1.9900	6300.0	81	3666	No
89	GOM_NL__2PRFIN20021112_052301_00000422011_00105_03666_1488.N1	12-NOV-2002 05:23:01	Bright	41.500	60	7Bet UMi	2.0810	3950.0	83	3666	No
90	GOM_NL__2PRFIN20021112_052634_00000502011_00105_03666_1489.N1	12-NOV-2002 05:26:34	Bright	49.500	36	50Alp UMa	1.8000	6300.0	99	3666	No
91	GOM_NL__2PRFIN20021112_052811_00000502011_00105_03666_1490.N1	12-NOV-2002 05:28:11	Bright	50.000	82	48Bet UMa	2.3650	10600.	100	3666	No
92	GOM_NL__2PRFIN20021112_053017_00000432011_00105_03666_1491.N1	12-NOV-2002 05:30:17	Bright	42.500	39	85Eta UMa	1.8540	24000.	85	3666	No
93	GOM_NL__2PRFIN20021112_053208_00000502011_00105_03666_1492.N1	12-NOV-2002 05:32:08	Bright	49.500	174	52Psi UMa	3.0040	4400.0	99	3666	No
94	GOM_NL__2PRFIN20021112_053346_00000432011_00105_03666_1493.N1	12-NOV-2002 05:33:46	Bright	42.500	152	12Alp2CVn	2.8900	11000.	85	3666	No
95	GOM_NL__2PRFIN20021112_054135_00000992011_00105_03666_1494.N1	12-NOV-2002 05:41:35	Bright	98.500	166	17Eps Leo	2.9800	6000.0	197	3666	No
96	GOM_NL__2PRFIN20021112_054607_00000882011_00105_03666_1495.N1	12-NOV-2002 05:46:07	Twi_and_stray	88.000	22	32Alp Leo	1.3600	15200.	176	3666	No
97	GOM_NL__2PRFIN20021112_054843_000002112011_00105_03666_1496.N1	12-NOV-2002 05:48:43	Dark	211.00	1015	Jupiter	0.0000	0.0000	422	3666	Yes
98	GOM_NL__2PRFIN20021112_055804_00000462011_00105_03666_1497.N1	12-NOV-2002 05:58:04	Dark	46.000	64	Gam Cen	2.2000	10600.	92	3666	No
99	GOM_NL__2PRFIN20021112_060022_00000482011_00105_03666_1498.N1	12-NOV-2002 06:00:22	Dark	48.000	26	Gam Cru	1.6240	2900.0	96	3666	No
100	GOM_NL__2PRFIN20021112_060200_00000492011_00105_03666_1499.N1	12-NOV-2002 06:02:00	Dark	48.500	12	Alp1Cru	0.77500	30000.	97	3666	No
101	GOM_NL__2PRFIN20021112_060426_00000622011_00106_03667_1472.N1	12-NOV-2002 06:04:26	Dark	62.000	65	Lam Vel	2.2040	4400.0	124	3667	No

102	GOM_NL__2PRFIN20021112_060806_000000572011_00106_03667_1473.N1	12-NOV-2002 06:08:06	Dark	57.000	34	Gam2Vel	1.7930	23000.	114	3667	No
103	GOM_NL__2PRFIN20021112_061259_000000692011_00106_03667_1474.N1	12-NOV-2002 06:12:59	Dark	69.000	2	Alp Car	-0.73600	7000.0	138	3667	No
104	GOM_NL__2PRFIN20021112_061705_000000462011_00106_03667_1475.N1	12-NOV-2002 06:17:05	Dark	45.500	143	Alp Hyi	2.8570	7200.0	91	3667	No
105	GOM_NL__2PRFIN20021112_061826_000000512011_00106_03667_1476.N1	12-NOV-2002 06:18:26	Dark	51.000	9	Alp Eri	0.45300	24000.	102	3667	No
106	GOM_NL__2PRFIN20021112_062207_000000472011_00106_03667_1477.N1	12-NOV-2002 06:22:07	Straylight	46.500	157	The1Eri	2.9060	9300.0	93	3667	No
107	GOM_NL__2PRFIN20021112_062640_000002162011_00106_03667_1478.N1	12-NOV-2002 06:26:40	Twilight_stray	216.00	1	9Alp CMa	-1.4400	11000.	432	3667	No
108	GOM_NL__2PRFIN20021112_063230_000001282011_00106_03667_1479.N1	12-NOV-2002 06:32:30	Twilight_stray	127.50	7	19Bet Ori	0.10000	14000.	255	3667	No
109	GOM_NL__2PRFIN20021112_063518_000000652011_00106_03667_1480.N1	12-NOV-2002 06:35:18	Twilight_stray	64.500	94	92Alp Cet	2.5260	3100.0	129	3667	No
110	GOM_NL__2PRFIN20021112_064002_000000442011_00106_03667_1481.N1	12-NOV-2002 06:40:02	Bright	44.000	105	6Bet Ari	2.6450	8900.0	88	3667	No
111	GOM_NL__2PRFIN20021112_064407_000000442011_00106_03667_1482.N1	12-NOV-2002 06:44:07	Bright	44.000	173	4Bet Tri	3.0040	8900.0	88	3667	No
112	GOM_NL__2PRFIN20021112_064611_000000442011_00106_03667_1483.N1	12-NOV-2002 06:46:11	Bright	44.000	73	57Gam1And	2.2600	13100.	88	3667	No
113	GOM_NL__2PRFIN20021112_064759_000000552011_00106_03667_1484.N1	12-NOV-2002 06:47:59	Bright	55.000	149	45Eps Per	2.8880	30000.	110	3667	No
114	GOM_NL__2PRFIN20021112_065020_000000442011_00106_03667_1485.N1	12-NOV-2002 06:50:20	Bright	43.500	68	18Alp Cas	2.2250	4500.0	87	3667	No
115	GOM_NL__2PRFIN20021112_065348_000000692011_00106_03667_1486.N1	12-NOV-2002 06:53:48	Bright	69.000	6	13Alp Aur	0.080000	3400.0	138	3667	No
116	GOM_NL__2PRFIN20021112_065922_000000432011_00106_03667_1487.N1	12-NOV-2002 06:59:22	Bright	43.000	49	1Alp UMi	1.9900	6300.0	86	3667	No
117	GOM_NL__2PRFIN20021112_070337_000000432011_00106_03667_1488.N1	12-NOV-2002 07:03:37	Bright	42.500	60	7Bet UMi	2.0810	3950.0	85	3667	No
118	GOM_NL__2PRFIN20021112_070710_000000462011_00106_03667_1489.N1	12-NOV-2002 07:07:10	Bright	46.000	36	50Alp UMa	1.8000	6300.0	92	3667	No
119	GOM_NL__2PRFIN20021112_070848_000000492011_00106_03667_1490.N1	12-NOV-2002 07:08:48	Bright	48.500	82	48Bet UMa	2.3650	10600.	97	3667	No
120	GOM_NL__2PRFIN20021112_071053_000000432011_00106_03667_1491.N1	12-NOV-2002 07:10:53	Bright	43.000	39	85Eta UMa	1.8540	24000.	86	3667	No
121	GOM_NL__2PRFIN20021112_071244_000000512011_00106_03667_1492.N1	12-NOV-2002 07:12:44	Bright	51.000	174	52Psi UMa	3.0040	4400.0	102	3667	No
122	GOM_NL__2PRFIN20021112_071422_000000432011_00106_03667_1493.N1	12-NOV-2002 07:14:22	Bright	43.000	152	12Alp2CVn	2.8900	11000.	86	3667	No
123	GOM_NL__2PRFIN20021112_072212_000000952011_00106_03667_1494.N1	12-NOV-2002 07:22:12	Bright	95.000	166	17Eps Leo	2.9800	6000.0	190	3667	No
124	GOM_NL__2PRFIN20021112_072644_000000952011_00106_03667_1495.N1	12-NOV-2002 07:26:44	Twilight_stray	95.000	22	32Alp Leo	1.3600	15200.	190	3667	No
125	GOM_NL__2PRFIN20021112_072922_000002102011_00106_03667_1496.N1	12-NOV-2002 07:29:22	Dark	209.50	1015	Jupiter	0.0000	0.0000	419	3667	Yes
126	GOM_NL__2PRFIN20021112_073840_000000492011_00106_03667_1497.N1	12-NOV-2002 07:38:40	Dark	48.500	64	Gam Cen	2.2000	10600.	97	3667	No
127	GOM_NL__2PRFIN20021112_074058_000000532011_00106_03667_1498.N1	12-NOV-2002 07:40:58	Dark	53.000	26	Gam Cru	1.6240	2900.0	106	3667	No
128	GOM_NL__2PRFIN20021112_074236_000000482011_00106_03667_1499.N1	12-NOV-2002 07:42:36	Dark	48.000	12	Alp1Cru	0.77500	30000.	96	3667	No
129	GOM_NL__2PRFIN20021112_074503_000000622011_00107_03668_1472.N1	12-NOV-2002 07:45:03	Dark	62.000	65	Lam Vel	2.2040	4400.0	124	3668	No
130	GOM_NL__2PRFIN20021112_074843_000000552011_00107_03668_1473.N1	12-NOV-2002 07:48:43	Dark	55.000	34	Gam2Vel	1.7930	23000.	110	3668	No
131	GOM_NL__2PRFIN20021112_075336_000000612011_00107_03668_1474.N1	12-NOV-2002 07:53:36	Dark	60.500	2	Alp Car	-0.73600	7000.0	121	3668	No
132	GOM_NL__2PRFIN20021112_075741_000000442011_00107_03668_1475.N1	12-NOV-2002 07:57:41	Dark	44.000	143	Alp Hyi	2.8570	7200.0	88	3668	No
133	GOM_NL__2PRFIN20021112_075902_000000542011_00107_03668_1476.N1	12-NOV-2002 07:59:02	Dark	54.000	9	Alp Eri	0.45300	24000.	108	3668	No
134	GOM_NL__2PRFIN20021112_080244_000000482011_00107_03668_1477.N1	12-NOV-2002 08:02:44	Straylight	48.000	157	The1Eri	2.9060	9300.0	96	3668	No
135	GOM_NL__2PRFIN20021112_080716_000002162011_00107_03668_1478.N1	12-NOV-2002 08:07:16	Twilight_stray	216.00	1	9Alp CMa	-1.4400	11000.	432	3668	No
136	GOM_NL__2PRFIN20021112_081306_000001102011_00107_03668_1479.N1	12-NOV-2002 08:13:06	Twilight_stray	110.00	7	19Bet Ori	0.10000	14000.	220	3668	No
137	GOM_NL__2PRFIN20021112_081554_000000602011_00107_03668_1480.N1	12-NOV-2002 08:15:54	Twilight_stray	60.000	94	92Alp Cet	2.5260	3100.0	120	3668	No
138	GOM_NL__2PRFIN20021112_082038_000000442011_00107_03668_1481.N1	12-NOV-2002 08:20:38	Bright	44.000	105	6Bet Ari	2.6450	8900.0	88	3668	No
139	GOM_NL__2PRFIN20021112_082443_000000452011_00107_03668_1482.N1	12-NOV-2002 08:24:43	Bright	44.500	173	4Bet Tri	3.0040	8900.0	89	3668	No
140	GOM_NL__2PRFIN20021112_082647_000000452011_00107_03668_1483.N1	12-NOV-2002 08:26:47	Bright	45.000	73	57Gam1And	2.2600	13100.	90	3668	No
141	GOM_NL__2PRFIN20021112_082835_000000542011_00107_03668_1484.N1	12-NOV-2002 08:28:35	Bright	53.500	149	45Eps Per	2.8880	30000.	107	3668	No
142	GOM_NL__2PRFIN20021112_083056_000000442011_00107_03668_1485.N1	12-NOV-2002 08:30:56	Bright	44.000	68	18Alp Cas	2.2250	4500.0	88	3668	No
143	GOM_NL__2PRFIN20021112_083423_000000682011_00107_03668_1486.N1	12-NOV-2002 08:34:23	Bright	68.000	6	13Alp Aur	0.080000	3400.0	136	3668	No
144	GOM_NL__2PRFIN20021112_083958_000000432011_00107_03668_1487.N1	12-NOV-2002 08:39:58	Bright	43.000	49	1Alp UMi	1.9900	6300.0	86	3668	No
145	GOM_NL__2PRFIN20021112_084413_000000432011_00107_03668_1488.N1	12-NOV-2002 08:44:13	Bright	42.500	60	7Bet UMi	2.0810	3950.0	85	3668	No
146	GOM_NL__2PRFIN20021112_084746_000000492011_00107_03668_1489.N1	12-NOV-2002 08:47:46	Bright	48.500	36	50Alp UMa	1.8000	6300.0	97	3668	No
147	GOM_NL__2PRFIN20021112_084924_000000502011_00107_03668_1490.N1	12-NOV-2002 08:49:24	Bright	50.000	82	48Bet UMa	2.3650	10600.	100	3668	No
148	GOM_NL__2PRFIN20021112_085129_000000442011_00107_03668_1491.N1	12-NOV-2002 08:51:29	Bright	43.500	39	85Eta UMa	1.8540	24000.	87	3668	No
149	GOM_NL__2PRFIN20021112_085320_000000492011_00107_03668_1492.N1	12-NOV-2002 08:53:20	Bright	48.500	174	52Psi UMa	3.0040	4400.0	97	3668	No
150	GOM_NL__2PRFIN20021112_085459_000000422011_00107_03668_1493.N1	12-NOV-2002 08:54:59	Bright	42.000	152	12Alp2CVn	2.8900	11000.	84	3668	No
151	GOM_NL__2PRFIN20021112_090248_000001002011_00107_03668_1494.N1	12-NOV-2002 09:02:48	Bright	100.00	166	17Eps Leo	2.9800	6000.0	200	3668	No
152	GOM_NL__2PRFIN20021112_090721_000000942011_00107_03668_1495.N1	12-NOV-2002 09:07:21	Twilight_stray	94.000	22	32Alp Leo	1.3600	15200.	188	3668	No
153	GOM_NL__2PRFIN20021112_091001_000002052011_00107_03668_1496.N1	12-NOV-2002 09:10:01	Dark	204.50	1015	Jupiter	0.0000	0.0000	409	3668	Yes
154	GOM_NL__2PRFIN20021112_091916_000000482011_00107_03668_1497.N1	12-NOV-2002 09:19:16	Dark	48.000	64	Gam Cen	2.2000	10600.	96	3668	No
155	GOM_NL__2PRFIN20021112_092134_000000582011_00107_03668_1498.N1	12-NOV-2002 09:21:34	Dark	57.500	26	Gam Cru	1.6240	2900.0	115	3668	No
156	GOM_NL__2PRFIN20021112_092312_000000492011_00107_03668_1499.N1	12-NOV-2002 09:23:12	Dark	48.500	12	Alp1Cru	0.77500	30000.	97	3668	No
157	GOM_NL__2PRFIN20021112_092540_000000722011_00108_03669_1473.N1	12-NOV-2002 09:25:40	Dark	71.500	65	Lam Vel	2.2040	4400.0	143	3669	No
158	GOM_NL__2PRFIN20021112_092920_000000582011_00108_03669_1474.N1	12-NOV-2002 09:29:20	Dark	58.000	34	Gam2Vel	1.7930	23000.	116	3669	No
159	GOM_NL__2PRFIN20021112_093413_000000562011_00108_03669_1475.N1	12-NOV-2002 09:34:13	Dark	56.000	2	Alp Car	-0.73600	7000.0	112	3669	No
160	GOM_NL__2PRFIN20021112_093818_000000432011_00108_03669_1476.N1	12-NOV-2002 09:38:18	Dark	42.500	143	Alp Hyi	2.8570	7200.0	85	3669	No

161	GOM_NL__2PRFIN20021112_093938_000000532011_00108_03669_1477.N1	12-NOV-2002 09:39:38	Dark	52.500	9	Alp Eri	0.45300	24000.	105	3669	No
162	GOM_NL__2PRFIN20021112_094320_000000482011_00108_03669_1478.N1	12-NOV-2002 09:43:20	Straylight	47.500	157	The1Eri	2.9060	9300.0	95	3669	No
163	GOM_NL__2PRFIN20021112_094752_000002162011_00108_03669_1479.N1	12-NOV-2002 09:47:52	Twi_and_stray	216.00	1	9Alp CMa	-1.4400	11000.	432	3669	No
164	GOM_NL__2PRFIN20021112_095342_000001122011_00108_03669_1480.N1	12-NOV-2002 09:53:42	Twi_and_stray	112.00	7	19Bet Ori	0.10000	14000.	224	3669	No
165	GOM_NL__2PRFIN20021112_095630_000000582011_00108_03669_1481.N1	12-NOV-2002 09:56:30	Twi_and_stray	58.000	94	92Alp Cet	2.5260	3100.0	116	3669	No
166	GOM_NL__2PRFIN20021112_100114_000000452011_00108_03669_1482.N1	12-NOV-2002 10:01:14	Bright	44.500	105	6Bet Ari	2.6450	8900.0	89	3669	No
167	GOM_NL__2PRFIN20021112_100519_000000442011_00108_03669_1483.N1	12-NOV-2002 10:05:19	Bright	43.500	173	4Bet Tri	3.0040	8900.0	87	3669	No
168	GOM_NL__2PRFIN20021112_100723_000000462011_00108_03669_1484.N1	12-NOV-2002 10:07:23	Bright	45.500	73	57Gam1And	2.2600	13100.	91	3669	No
169	GOM_NL__2PRFIN20021112_100910_000000552011_00108_03669_1485.N1	12-NOV-2002 10:09:10	Bright	54.500	149	45Eps Per	2.8880	30000.	109	3669	No
170	GOM_NL__2PRFIN20021112_101133_000000452011_00108_03669_1486.N1	12-NOV-2002 10:11:33	Bright	45.000	68	18Alp Cas	2.2250	4500.0	90	3669	No
171	GOM_NL__2PRFIN20021112_101458_000000682011_00108_03669_1487.N1	12-NOV-2002 10:14:58	Bright	68.000	6	13Alp Aur	0.080000	3400.0	136	3669	No
172	GOM_NL__2PRFIN20021112_102034_000000432011_00108_03669_1488.N1	12-NOV-2002 10:20:34	Bright	42.500	49	1Alp UMi	1.9900	6300.0	85	3669	No
173	GOM_NL__2PRFIN20021112_102450_000000442011_00108_03669_1489.N1	12-NOV-2002 10:24:50	Bright	44.000	60	7Bet UMi	2.0810	3950.0	88	3669	No
174	GOM_NL__2PRFIN20021112_102822_000000502011_00108_03669_1490.N1	12-NOV-2002 10:28:22	Bright	50.000	36	50Alp UMa	1.8000	6300.0	100	3669	No
175	GOM_NL__2PRFIN20021112_103000_000000472011_00108_03669_1491.N1	12-NOV-2002 10:30:00	Bright	46.500	82	48Bet UMa	2.3650	10600.	93	3669	No
176	GOM_NL__2PRFIN20021112_103205_000000412011_00108_03669_1492.N1	12-NOV-2002 10:32:05	Bright	41.000	39	85Eta UMa	1.8540	24000.	82	3669	No
177	GOM_NL__2PRFIN20021112_103357_000000502011_00108_03669_1493.N1	12-NOV-2002 10:33:57	Bright	49.500	174	52Psi UMa	3.0040	4400.0	99	3669	No
178	GOM_NL__2PRFIN20021112_103535_000000412011_00108_03669_1494.N1	12-NOV-2002 10:35:35	Bright	41.000	152	12Alp2CVn	2.8900	11000.	82	3669	No
179	GOM_NL__2PRFIN20021112_104325_000001002011_00108_03669_1495.N1	12-NOV-2002 10:43:25	Bright	100.00	166	17Eps Leo	2.9800	6000.0	200	3669	No
180	GOM_NL__2PRFIN20021112_104758_000000922011_00108_03669_1496.N1	12-NOV-2002 10:47:58	Twi_and_stray	92.000	22	32Alp Leo	1.3600	15200.	184	3669	No
181	GOM_NL__2PRFIN20021112_105039_000002552011_00108_03669_1497.N1	12-NOV-2002 10:50:39	Dark	255.00	1015	Jupiter	0.0000	0.0000	510	3669	Yes
182	GOM_NL__2PRFIN20021112_105953_000000452011_00108_03669_1498.N1	12-NOV-2002 10:59:53	Dark	44.500	64	Gam Cen	2.2000	10600.	89	3669	No
183	GOM_NL__2PRFIN20021112_110210_000000572011_00108_03669_1499.N1	12-NOV-2002 11:02:10	Dark	56.500	26	Gam Cru	1.6240	2900.0	113	3669	No
184	GOM_NL__2PRFIN20021112_110349_000000502011_00108_03669_1500.N1	12-NOV-2002 11:03:49	Dark	50.000	12	Alp1Cru	0.77500	30000.	100	3669	No
185	GOM_NL__2PRFIN20021112_110617_000000602011_00109_03670_1473.N1	12-NOV-2002 11:06:17	Dark	59.500	65	Lam Vel	2.2040	4400.0	119	3670	No
186	GOM_NL__2PRFIN20021112_110957_000000582011_00109_03670_1474.N1	12-NOV-2002 11:09:57	Dark	58.000	34	Gam2Vel	1.7930	23000.	116	3670	No
187	GOM_NL__2PRFIN20021112_111450_000000692011_00109_03670_1475.N1	12-NOV-2002 11:14:50	Dark	69.000	2	Alp Car	-0.73600	7000.0	138	3670	No
188	GOM_NL__2PRFIN20021112_111854_000000442011_00109_03670_1476.N1	12-NOV-2002 11:18:54	Dark	44.000	143	Alp Hyi	2.8570	7200.0	88	3670	No
189	GOM_NL__2PRFIN20021112_112014_000000532011_00109_03670_1477.N1	12-NOV-2002 11:20:14	Dark	53.000	9	Alp Eri	0.45300	24000.	106	3670	No
190	GOM_NL__2PRFIN20021112_112356_000000462011_00109_03670_1478.N1	12-NOV-2002 11:23:56	Straylight	46.000	157	The1Eri	2.9060	9300.0	92	3670	No
191	GOM_NL__2PRFIN20021112_112829_000002162011_00109_03670_1479.N1	12-NOV-2002 11:28:29	Twi_and_stray	216.00	1	9Alp CMa	-1.4400	11000.	432	3670	No
192	GOM_NL__2PRFIN20021112_113417_000001092011_00109_03670_1480.N1	12-NOV-2002 11:34:17	Twi_and_stray	109.00	7	19Bet Ori	0.10000	14000.	218	3670	No
193	GOM_NL__2PRFIN20021112_113706_000000622011_00109_03670_1481.N1	12-NOV-2002 11:37:06	Twi_and_stray	62.000	94	92Alp Cet	2.5260	3100.0	124	3670	No
194	GOM_NL__2PRFIN20021112_114150_000000442011_00109_03670_1482.N1	12-NOV-2002 11:41:50	Bright	43.500	105	6Bet Ari	2.6450	8900.0	87	3670	No
195	GOM_NL__2PRFIN20021112_114555_000000442011_00109_03670_1483.N1	12-NOV-2002 11:45:55	Bright	44.000	173	4Bet Tri	3.0040	8900.0	88	3670	No
196	GOM_NL__2PRFIN20021112_114759_000000452011_00109_03670_1484.N1	12-NOV-2002 11:47:59	Bright	44.500	73	57Gam1And	2.2600	13100.	89	3670	No
197	GOM_NL__2PRFIN20021112_114946_000000532011_00109_03670_1485.N1	12-NOV-2002 11:49:46	Bright	53.000	149	45Eps Per	2.8880	30000.	106	3670	No
198	GOM_NL__2PRFIN20021112_115209_000000442011_00109_03670_1486.N1	12-NOV-2002 11:52:09	Bright	43.500	68	18Alp Cas	2.2250	4500.0	87	3670	No
199	GOM_NL__2PRFIN20021112_115533_000000672011_00109_03670_1487.N1	12-NOV-2002 11:55:33	Bright	67.000	6	13Alp Aur	0.080000	3400.0	134	3670	No
200	GOM_NL__2PRFIN20021112_120110_000000442011_00109_03670_1488.N1	12-NOV-2002 12:01:10	Bright	43.500	49	1Alp UMi	1.9900	6300.0	87	3670	No
201	GOM_NL__2PRFIN20021112_120526_000000422011_00109_03670_1489.N1	12-NOV-2002 12:05:26	Bright	42.000	60	7Bet UMi	2.0810	3950.0	84	3670	No
202	GOM_NL__2PRFIN20021112_120858_000000492011_00109_03670_1490.N1	12-NOV-2002 12:08:58	Bright	48.500	36	50Alp UMa	1.8000	6300.0	97	3670	No
203	GOM_NL__2PRFIN20021112_121036_000000492011_00109_03670_1491.N1	12-NOV-2002 12:10:36	Bright	48.500	82	48Bet UMa	2.3650	10600.	97	3670	No
204	GOM_NL__2PRFIN20021112_121241_000000432011_00109_03670_1492.N1	12-NOV-2002 12:12:41	Bright	42.500	39	85Eta UMa	1.8540	24000.	85	3670	No
205	GOM_NL__2PRFIN20021112_121432_000000522011_00109_03670_1493.N1	12-NOV-2002 12:14:32	Bright	52.000	174	52Psi UMa	3.0040	4400.0	104	3670	No
206	GOM_NL__2PRFIN20021112_121611_000000422011_00109_03670_1494.N1	12-NOV-2002 12:16:11	Bright	41.500	152	12Alp2CVn	2.8900	11000.	83	3670	No
207	GOM_NL__2PRFIN20021112_122112_000000402011_00109_03670_1495.N1	12-NOV-2002 12:21:12	Bright	40.000	111	8Eta Boo	2.6800	6000.0	80	3670	No
208	GOM_NL__2PRFIN20021112_122402_000000982011_00109_03670_1496.N1	12-NOV-2002 12:24:02	Bright	97.500	166	17Eps Leo	2.9800	6000.0	195	3670	No
209	GOM_NL__2PRFIN20021112_122835_000000952011_00109_03670_1497.N1	12-NOV-2002 12:28:35	Twi_and_stray	95.000	22	32Alp Leo	1.3600	15200.	190	3670	No
210	GOM_NL__2PRFIN20021112_123233_000000482011_00109_03670_1498.N1	12-NOV-2002 12:32:33	Twi_and_stray	48.000	100	4Gam Crv	2.5800	13100.	96	3670	No
211	GOM_NL__2PRFIN20021112_123403_000000482011_00109_03670_1499.N1	12-NOV-2002 12:34:03	Twilight	47.500	171	2Eps Crv	3.0010	4250.0	95	3670	No
212	GOM_NL__2PRFIN20021112_124029_000000442011_00109_03670_1500.N1	12-NOV-2002 12:40:29	Dark	44.000	64	Gam Cen	2.2000	10600.	88	3670	No
213	GOM_NL__2PRFIN20021112_124246_000000502011_00109_03670_1501.N1	12-NOV-2002 12:42:46	Dark	49.500	26	Gam Cru	1.6240	2900.0	99	3670	No
214	GOM_NL__2PRFIN20021112_124425_000000502011_00109_03670_1502.N1	12-NOV-2002 12:44:25	Dark	49.500	12	Alp1Cru	0.77500	30000.	99	3670	No
215	GOM_NL__2PRFIN20021112_124655_000000622011_00110_03671_1493.N1	12-NOV-2002 12:46:55	Dark	62.000	65	Lam Vel	2.2040	4400.0	124	3671	No
216	GOM_NL__2PRFIN20021112_125035_000000572011_00110_03671_1494.N1	12-NOV-2002 12:50:35	Dark	56.500	34	Gam2Vel	1.7930	23000.	113	3671	No
217	GOM_NL__2PRFIN20021112_125527_000000692011_00110_03671_1495.N1	12-NOV-2002 12:55:27	Dark	69.000	2	Alp Car	-0.73600	7000.0	138	3671	No
218	GOM_NL__2PRFIN20021112_125930_000000442011_00110_03671_1496.N1	12-NOV-2002 12:59:30	Dark	44.000	143	Alp Hyi	2.8570	7200.0	88	3671	No
219	GOM_NL__2PRFIN20021112_130050_000000502011_00110_03671_1497.N1	12-NOV-2002 13:00:50	Dark	49.500	9	Alp Eri	0.45300	24000.	99	3671	No

220	GOM_NL__2PRFIN20021112_130433_000000452011_00110_03671_1498.N1	12-NOV-2002 13:04:33	Straylight	44.500	157	The1Eri	2.9060	9300.0	89	3671	No
221	GOM_NL__2PRFIN20021112_130906_000002162011_00110_03671_1499.N1	12-NOV-2002 13:09:06	Twi_and_stray	216.00	1	9Alp CMa	-1.4400	11000.	432	3671	No
222	GOM_NL__2PRFIN20021112_131453_000001142011_00110_03671_1500.N1	12-NOV-2002 13:14:53	Twi_and_stray	113.50	7	19Bet Ori	0.10000	14000.	227	3671	No
223	GOM_NL__2PRFIN20021112_131742_000000592011_00110_03671_1501.N1	12-NOV-2002 13:17:42	Twi_and_stray	58.500	94	92Alp Cet	2.5260	3100.0	117	3671	No
224	GOM_NL__2PRFIN20021112_132226_000000452011_00110_03671_1502.N1	12-NOV-2002 13:22:26	Bright	44.500	105	6Bet Ari	2.6450	8900.0	89	3671	No
225	GOM_NL__2PRFIN20021112_132631_000000432011_00110_03671_1503.N1	12-NOV-2002 13:26:31	Bright	43.000	173	4Bet Tri	3.0040	8900.0	86	3671	No
226	GOM_NL__2PRFIN20021112_132835_000000462011_00110_03671_1504.N1	12-NOV-2002 13:28:35	Bright	45.500	73	57Gam1And	2.2600	13100.	91	3671	No
227	GOM_NL__2PRFIN20021112_133021_000000532011_00110_03671_1505.N1	12-NOV-2002 13:30:21	Bright	52.500	149	45Eps Per	2.8880	30000.	105	3671	No
228	GOM_NL__2PRFIN20021112_133245_000000442011_00110_03671_1506.N1	12-NOV-2002 13:32:45	Bright	43.500	68	18Alp Cas	2.2250	4500.0	87	3671	No
229	GOM_NL__2PRFIN20021112_133608_000000882011_00110_03671_1507.N1	12-NOV-2002 13:36:08	Bright	88.000	6	13Alp Aur	0.080000	3400.0	176	3671	No
230	GOM_NL__2PRFIN20021112_134146_000000412011_00110_03671_1508.N1	12-NOV-2002 13:41:46	Bright	40.500	49	1Alp UMi	1.9900	6300.0	81	3671	No
231	GOM_NL__2PRFIN20021112_134602_000000412011_00110_03671_1509.N1	12-NOV-2002 13:46:02	Bright	41.000	60	7Bet UMi	2.0810	3950.0	82	3671	No
232	GOM_NL__2PRFIN20021112_134934_000000492011_00110_03671_1510.N1	12-NOV-2002 13:49:34	Bright	48.500	36	50Alp UMa	1.8000	6300.0	97	3671	No
233	GOM_NL__2PRFIN20021112_135112_000000492011_00110_03671_1511.N1	12-NOV-2002 13:51:12	Bright	48.500	82	48Bet UMa	2.3650	10600.	97	3671	No
234	GOM_NL__2PRFIN20021112_135318_000000412011_00110_03671_1512.N1	12-NOV-2002 13:53:18	Bright	40.500	39	85Eta UMa	1.8540	24000.	81	3671	No
235	GOM_NL__2PRFIN20021112_135509_000000512011_00110_03671_1513.N1	12-NOV-2002 13:55:09	Bright	50.500	174	52Psi UMa	3.0040	4400.0	101	3671	No
236	GOM_NL__2PRFIN20021112_135648_000000422011_00110_03671_1514.N1	12-NOV-2002 13:56:48	Bright	42.000	152	12Alp2CVn	2.8900	11000.	84	3671	No
237	GOM_NL__2PRFIN20021112_140149_000000402011_00110_03671_1515.N1	12-NOV-2002 14:01:49	Bright	40.000	111	8Eta Boo	2.6800	6000.0	80	3671	No
238	GOM_NL__2PRFIN20021112_140439_000000962011_00110_03671_1516.N1	12-NOV-2002 14:04:39	Bright	96.000	166	17Eps Leo	2.9800	6000.0	192	3671	No
239	GOM_NL__2PRFIN20021112_140913_000000892011_00110_03671_1517.N1	12-NOV-2002 14:09:13	Twi_and_stray	89.000	22	32Alp Leo	1.3600	15200.	178	3671	No
240	GOM_NL__2PRFIN20021112_141309_000000482011_00110_03671_1518.N1	12-NOV-2002 14:13:09	Twi_and_stray	48.000	100	4Gam Crv	2.5800	13100.	96	3671	No
241	GOM_NL__2PRFIN20021112_141439_000000492011_00110_03671_1519.N1	12-NOV-2002 14:14:39	Twilight	48.500	171	2Eps Crv	3.0010	4250.0	97	3671	No
242	GOM_NL__2PRFIN20021112_142105_000000432011_00110_03671_1520.N1	12-NOV-2002 14:21:05	Dark	43.000	64	Gam Cen	2.2000	10600.	86	3671	No
243	GOM_NL__2PRFIN20021112_142323_000000572011_00110_03671_1521.N1	12-NOV-2002 14:23:23	Dark	57.000	26	Gam Cru	1.6240	2900.0	114	3671	No
244	GOM_NL__2PRFIN20021112_142501_000000532011_00110_03671_1522.N1	12-NOV-2002 14:25:01	Dark	52.500	12	Alp1Cru	0.77500	30000.	105	3671	No
245	GOM_NL__2PRFIN20021112_142732_000000572011_00111_03672_1769.N1	12-NOV-2002 14:27:32	Dark	56.500	65	Lam Vel	2.2040	4400.0	113	3672	No
246	GOM_NL__2PRFIN20021112_143112_000000572011_00111_03672_1770.N1	12-NOV-2002 14:31:12	Dark	57.000	34	Gam2Vel	1.7930	23000.	114	3672	No
247	GOM_NL__2PRFIN20021112_143604_000000612011_00111_03672_1771.N1	12-NOV-2002 14:36:04	Dark	60.500	2	Alp Car	-0.73600	7000.0	121	3672	No
248	GOM_NL__2PRFIN20021112_144006_000000422011_00111_03672_1772.N1	12-NOV-2002 14:40:06	Dark	42.000	143	Alp Hyi	2.8570	7200.0	84	3672	No
249	GOM_NL__2PRFIN20021112_144127_000000452011_00111_03672_1773.N1	12-NOV-2002 14:41:27	Dark	45.000	9	Alp Eri	0.45300	24000.	90	3672	No
250	GOM_NL__2PRFIN20021112_144509_000000482011_00111_03672_1774.N1	12-NOV-2002 14:45:09	Straylight	47.500	157	The1Eri	2.9060	9300.0	95	3672	No
251	GOM_NL__2PRFIN20021112_144942_000002162011_00111_03672_1775.N1	12-NOV-2002 14:49:42	Twi_and_stray	216.00	1	9Alp CMa	-1.4400	11000.	432	3672	No
252	GOM_NL__2PRFIN20021112_145528_000001132011_00111_03672_1776.N1	12-NOV-2002 14:55:28	Twi_and_stray	112.50	7	19Bet Ori	0.10000	14000.	225	3672	No
253	GOM_NL__2PRFIN20021112_145819_000000622011_00111_03672_1777.N1	12-NOV-2002 14:58:19	Twi_and_stray	61.500	94	92Alp Cet	2.5260	3100.0	123	3672	No
254	GOM_NL__2PRFIN20021112_150303_000000442011_00111_03672_1778.N1	12-NOV-2002 15:03:03	Bright	43.500	105	6Bet Ari	2.6450	8900.0	87	3672	No
255	GOM_NL__2PRFIN20021112_150706_000000452011_00111_03672_1779.N1	12-NOV-2002 15:07:06	Bright	45.000	173	4Bet Tri	3.0040	8900.0	90	3672	No
256	GOM_NL__2PRFIN20021112_150910_000000452011_00111_03672_1780.N1	12-NOV-2002 15:09:10	Bright	45.000	73	57Gam1And	2.2600	13100.	90	3672	No
257	GOM_NL__2PRFIN20021112_151056_000000542011_00111_03672_1781.N1	12-NOV-2002 15:10:56	Bright	54.000	149	45Eps Per	2.8880	30000.	108	3672	No
258	GOM_NL__2PRFIN20021112_151321_000000442011_00111_03672_1782.N1	12-NOV-2002 15:13:21	Bright	44.000	68	18Alp Cas	2.2250	4500.0	88	3672	No
259	GOM_NL__2PRFIN20021112_151642_000000692011_00111_03672_1783.N1	12-NOV-2002 15:16:42	Bright	69.000	6	13Alp Aur	0.080000	3400.0	138	3672	No
260	GOM_NL__2PRFIN20021112_152221_000000452011_00111_03672_1784.N1	12-NOV-2002 15:22:21	Bright	45.000	49	1Alp UMi	1.9900	6300.0	90	3672	No
261	GOM_NL__2PRFIN20021112_152637_000000432011_00111_03672_1785.N1	12-NOV-2002 15:26:37	Bright	43.000	60	7Bet UMi	2.0810	3950.0	86	3672	No
262	GOM_NL__2PRFIN20021112_153008_000000502011_00111_03672_1786.N1	12-NOV-2002 15:30:08	Bright	50.000	36	50Alp UMa	1.8000	6300.0	100	3672	No
263	GOM_NL__2PRFIN20021112_153147_000000502011_00111_03672_1787.N1	12-NOV-2002 15:31:47	Bright	49.500	82	48Bet UMa	2.3650	10600.	99	3672	No
264	GOM_NL__2PRFIN20021112_153352_000000432011_00111_03672_1788.N1	12-NOV-2002 15:33:52	Bright	42.500	39	85Eta UMa	1.8540	24000.	85	3672	No
265	GOM_NL__2PRFIN20021112_153544_000000502011_00111_03672_1789.N1	12-NOV-2002 15:35:44	Bright	49.500	174	52Psi UMa	3.0040	4400.0	99	3672	No
266	GOM_NL__2PRFIN20021112_153722_000000442011_00111_03672_1790.N1	12-NOV-2002 15:37:22	Bright	43.500	152	12Alp2CVn	2.8900	11000.	87	3672	No
267	GOM_NL__2PRFIN20021112_154224_000000422011_00111_03672_1791.N1	12-NOV-2002 15:42:24	Bright	41.500	111	8Eta Boo	2.6800	6000.0	83	3672	No
268	GOM_NL__2PRFIN20021112_154515_000000972011_00111_03672_1792.N1	12-NOV-2002 15:45:15	Bright	97.000	166	17Eps Leo	2.9800	6000.0	194	3672	No
269	GOM_NL__2PRFIN20021112_154949_000000932011_00111_03672_1793.N1	12-NOV-2002 15:49:49	Twi_and_stray	92.500	22	32Alp Leo	1.3600	15200.	185	3672	No
270	GOM_NL__2PRFIN20021112_155345_000000492011_00111_03672_1794.N1	12-NOV-2002 15:53:45	Twi_and_stray	49.000	100	4Gam Crv	2.5800	13100.	98	3672	No
271	GOM_NL__2PRFIN20021112_155514_000000532011_00111_03672_1795.N1	12-NOV-2002 15:55:14	Twilight	53.000	171	2Eps Crv	3.0010	4250.0	106	3672	No
272	GOM_NL__2PRFIN20021112_160141_000000492011_00111_03672_1796.N1	12-NOV-2002 16:01:41	Dark	49.000	64	Gam Cen	2.2000	10600.	98	3672	No
273	GOM_NL__2PRFIN20021112_160358_000000572011_00111_03672_1797.N1	12-NOV-2002 16:03:58	Dark	56.500	26	Gam Cru	1.6240	2900.0	113	3672	No
274	GOM_NL__2PRFIN20021112_160537_000000532011_00111_03672_1798.N1	12-NOV-2002 16:05:37	Dark	52.500	12	Alp1Cru	0.77500	30000.	105	3672	No
275	GOM_NL__2PRFIN20021112_160808_000000612011_00112_03673_1492.N1	12-NOV-2002 16:08:08	Dark	60.500	65	Lam Vel	2.2040	4400.0	121	3673	No
276	GOM_NL__2PRFIN20021112_161148_000000582011_00112_03673_1493.N1	12-NOV-2002 16:11:48	Dark	58.000	34	Gam2Vel	1.7930	23000.	116	3673	No
277	GOM_NL__2PRFIN20021112_161639_000000572011_00112_03673_1494.N1	12-NOV-2002 16:16:39	Dark	57.000	2	Alp Car	-0.73600	7000.0	114	3673	No
278	GOM_NL__2PRFIN20021112_162042_000000462011_00112_03673_1495.N1	12-NOV-2002 16:20:42	Dark	45.500	143	Alp Hyi	2.8570	7200.0	91	3673	No

279	GOM_NL__2PRFIN20021112_162202_000000532011_00112_03673_1496.N1	12-NOV-2002 16:22:02	Dark	52.500	9	Alp Eri	0.45300	24000.	105	3673	No
280	GOM_NL__2PRFIN20021112_162544_000000472011_00112_03673_1497.N1	12-NOV-2002 16:25:44	Straylight	46.500	157	The1Eri	2.9060	9300.0	93	3673	No
281	GOM_NL__2PRFIN20021112_163018_000002162011_00112_03673_1498.N1	12-NOV-2002 16:30:18	Twi_and_stray	216.00	1	9Alp CMa	-1.4400	11000.	432	3673	No
282	GOM_NL__2PRFIN20021112_163604_000001132011_00112_03673_1499.N1	12-NOV-2002 16:36:04	Twi_and_stray	112.50	7	19Bet Ori	0.10000	14000.	225	3673	No
283	GOM_NL__2PRFIN20021112_163854_000000582011_00112_03673_1500.N1	12-NOV-2002 16:38:54	Twi_and_stray	57.500	94	92Alp Cet	2.5260	3100.0	115	3673	No
284	GOM_NL__2PRFIN20021112_164338_000000452011_00112_03673_1501.N1	12-NOV-2002 16:43:38	Bright	44.500	105	6Bet Ari	2.6450	8900.0	89	3673	No
285	GOM_NL__2PRFIN20021112_164742_000000442011_00112_03673_1502.N1	12-NOV-2002 16:47:42	Bright	43.500	173	4Bet Tri	3.0040	8900.0	87	3673	No
286	GOM_NL__2PRFIN20021112_164946_000000462011_00112_03673_1503.N1	12-NOV-2002 16:49:46	Bright	46.000	73	57Gam1And	2.2600	13100.	92	3673	No
287	GOM_NL__2PRFIN20021112_165131_000000542011_00112_03673_1504.N1	12-NOV-2002 16:51:31	Bright	53.500	149	45Eps Per	2.8880	30000.	107	3673	No
288	GOM_NL__2PRFIN20021112_165357_000000442011_00112_03673_1505.N1	12-NOV-2002 16:53:57	Bright	43.500	68	18Alp Cas	2.2250	4500.0	87	3673	No
289	GOM_NL__2PRFIN20021112_165717_000000732011_00112_03673_1506.N1	12-NOV-2002 16:57:17	Bright	73.000	6	13Alp Aur	0.080000	3400.0	146	3673	No
290	GOM_NL__2PRFIN20021112_170258_000000442011_00112_03673_1507.N1	12-NOV-2002 17:02:58	Bright	43.500	49	1Alp UMi	1.9900	6300.0	87	3673	No
291	GOM_NL__2PRFIN20021112_170713_000000462011_00112_03673_1508.N1	12-NOV-2002 17:07:13	Bright	45.500	60	7Bet UMi	2.0810	3950.0	91	3673	No
292	GOM_NL__2PRFIN20021112_171045_000000512011_00112_03673_1509.N1	12-NOV-2002 17:10:45	Bright	51.000	36	50Alp UMa	1.8000	6300.0	102	3673	No
293	GOM_NL__2PRFIN20021112_171222_000000512011_00112_03673_1510.N1	12-NOV-2002 17:12:22	Bright	51.000	82	48Bet UMa	2.3650	10600.	102	3673	No
294	GOM_NL__2PRFIN20021112_171429_000000422011_00112_03673_1511.N1	12-NOV-2002 17:14:29	Bright	41.500	39	85Eta UMa	1.8540	24000.	83	3673	No
295	GOM_NL__2PRFIN20021112_171620_000000692011_00112_03673_1512.N1	12-NOV-2002 17:16:20	Bright	69.000	174	52Psi UMa	3.0040	4400.0	138	3673	No
296	GOM_NL__2PRFIN20021112_171759_000000442011_00112_03673_1513.N1	12-NOV-2002 17:17:59	Bright	43.500	152	12Alp2CVn	2.8900	11000.	87	3673	No
297	GOM_NL__2PRFIN20021112_172300_000000422011_00112_03673_1514.N1	12-NOV-2002 17:23:00	Bright	41.500	111	8Eta Boo	2.6800	6000.0	83	3673	No
298	GOM_NL__2PRFIN20021112_172552_000000972011_00112_03673_1515.N1	12-NOV-2002 17:25:52	Bright	97.000	166	17Eps Leo	2.9800	6000.0	194	3673	No
299	GOM_NL__2PRFIN20021112_173027_000000952011_00112_03673_1516.N1	12-NOV-2002 17:30:27	Twi_and_stray	95.000	22	32Alp Leo	1.3600	15200.	190	3673	No
300	GOM_NL__2PRFIN20021112_173421_000000482011_00112_03673_1517.N1	12-NOV-2002 17:34:21	Twi_and_stray	48.000	100	4Gam Crv	2.5800	13100.	96	3673	No
301	GOM_NL__2PRFIN20021112_173551_000000512011_00112_03673_1518.N1	12-NOV-2002 17:35:51	Twilight	50.500	171	2Eps Crv	3.0010	4250.0	101	3673	No
302	GOM_NL__2PRFIN20021112_174217_000000452011_00112_03673_1519.N1	12-NOV-2002 17:42:17	Dark	44.500	64	Gam Cen	2.2000	10600.	89	3673	No
303	GOM_NL__2PRFIN20021112_174435_000000532011_00112_03673_1520.N1	12-NOV-2002 17:44:35	Dark	53.000	26	Gam Cru	1.6240	2900.0	106	3673	No
304	GOM_NL__2PRFIN20021112_174613_000000452011_00112_03673_1521.N1	12-NOV-2002 17:46:13	Dark	44.500	12	Alp1Cru	0.77500	30000.	89	3673	No
305	GOM_NL__2PRFIN20021112_174845_000000602011_00113_03674_1492.N1	12-NOV-2002 17:48:45	Dark	59.500	65	Lam Vel	2.2040	4400.0	119	3674	No
306	GOM_NL__2PRFIN20021112_175225_000000582011_00113_03674_1493.N1	12-NOV-2002 17:52:25	Dark	58.000	34	Gam2Vel	1.7930	23000.	116	3674	No
307	GOM_NL__2PRFIN20021112_175716_000000592011_00113_03674_1494.N1	12-NOV-2002 17:57:16	Dark	58.500	2	Alp Car	-0.73600	7000.0	117	3674	No
308	GOM_NL__2PRFIN20021112_180118_000000442011_00113_03674_1495.N1	12-NOV-2002 18:01:18	Dark	43.500	143	Alp Hyi	2.8570	7200.0	87	3674	No
309	GOM_NL__2PRFIN20021112_180238_000000532011_00113_03674_1496.N1	12-NOV-2002 18:02:38	Dark	53.000	9	Alp Eri	0.45300	24000.	106	3674	No
310	GOM_NL__2PRFIN20021112_180621_000000472011_00113_03674_1497.N1	12-NOV-2002 18:06:21	Straylight	46.500	157	The1Eri	2.9060	9300.0	93	3674	No
311	GOM_NL__2PRFIN20021112_181055_000002162011_00113_03674_1498.N1	12-NOV-2002 18:10:55	Twi_and_stray	216.00	1	9Alp CMa	-1.4400	11000.	432	3674	No
312	GOM_NL__2PRFIN20021112_181639_000001282011_00113_03674_1499.N1	12-NOV-2002 18:16:39	Twi_and_stray	128.00	7	19Bet Ori	0.10000	14000.	256	3674	No
313	GOM_NL__2PRFIN20021112_181929_000000582011_00113_03674_1500.N1	12-NOV-2002 18:19:29	Twi_and_stray	57.500	94	92Alp Cet	2.5260	3100.0	115	3674	No
314	GOM_NL__2PRFIN20021112_182414_000000452011_00113_03674_1501.N1	12-NOV-2002 18:24:14	Bright	44.500	105	6Bet Ari	2.6450	8900.0	89	3674	No
315	GOM_NL__2PRFIN20021112_182818_000000442011_00113_03674_1502.N1	12-NOV-2002 18:28:18	Bright	43.500	173	4Bet Tri	3.0040	8900.0	87	3674	No
316	GOM_NL__2PRFIN20021112_183022_000000462011_00113_03674_1503.N1	12-NOV-2002 18:30:22	Bright	45.500	73	57Gam1And	2.2600	13100.	91	3674	No
317	GOM_NL__2PRFIN20021112_183206_000000542011_00113_03674_1504.N1	12-NOV-2002 18:32:06	Bright	54.000	149	45Eps Per	2.8880	30000.	108	3674	No
318	GOM_NL__2PRFIN20021112_183433_000000432011_00113_03674_1505.N1	12-NOV-2002 18:34:33	Bright	43.000	68	18Alp Cas	2.2250	4500.0	86	3674	No
319	GOM_NL__2PRFIN20021112_183752_000000792011_00113_03674_1506.N1	12-NOV-2002 18:37:52	Bright	78.500	6	13Alp Aur	0.080000	3400.0	157	3674	No
320	GOM_NL__2PRFIN20021112_184333_000000442011_00113_03674_1507.N1	12-NOV-2002 18:43:33	Bright	44.000	49	1Alp UMi	1.9900	6300.0	88	3674	No
321	GOM_NL__2PRFIN20021112_184750_000000452011_00113_03674_1508.N1	12-NOV-2002 18:47:50	Bright	45.000	60	7Bet UMi	2.0810	3950.0	90	3674	No
322	GOM_NL__2PRFIN20021112_185120_000000492011_00113_03674_1509.N1	12-NOV-2002 18:51:20	Bright	49.000	36	50Alp UMa	1.8000	6300.0	98	3674	No
323	GOM_NL__2PRFIN20021112_185258_000000502011_00113_03674_1510.N1	12-NOV-2002 18:52:58	Bright	50.000	82	48Bet UMa	2.3650	10600.	100	3674	No
324	GOM_NL__2PRFIN20021112_185505_000000442011_00113_03674_1511.N1	12-NOV-2002 18:55:05	Bright	43.500	39	85Eta UMa	1.8540	24000.	87	3674	No
325	GOM_NL__2PRFIN20021112_185656_000000542011_00113_03674_1512.N1	12-NOV-2002 18:56:56	Bright	54.000	174	52Psi UMa	3.0040	4400.0	108	3674	No
326	GOM_NL__2PRFIN20021112_185835_000000432011_00113_03674_1513.N1	12-NOV-2002 18:58:35	Bright	42.500	152	12Alp2CVn	2.8900	11000.	85	3674	No
327	GOM_NL__2PRFIN20021112_190336_000000412011_00113_03674_1514.N1	12-NOV-2002 19:03:36	Bright	41.000	111	8Eta Boo	2.6800	6000.0	82	3674	No
328	GOM_NL__2PRFIN20021112_190629_000000982011_00113_03674_1515.N1	12-NOV-2002 19:06:29	Bright	97.500	166	17Eps Leo	2.9800	6000.0	195	3674	No
329	GOM_NL__2PRFIN20021112_191104_000000912011_00113_03674_1516.N1	12-NOV-2002 19:11:04	Twi_and_stray	90.500	22	32Alp Leo	1.3600	15200.	181	3674	No
330	GOM_NL__2PRFIN20021112_191457_000000492011_00113_03674_1517.N1	12-NOV-2002 19:14:57	Twi_and_stray	49.000	100	4Gam Crv	2.5800	13100.	98	3674	No
331	GOM_NL__2PRFIN20021112_191627_000000532011_00113_03674_1518.N1	12-NOV-2002 19:16:27	Twilight	53.000	171	2Eps Crv	3.0010	4250.0	106	3674	No
332	GOM_NL__2PRFIN20021112_192253_000000462011_00113_03674_1519.N1	12-NOV-2002 19:22:53	Dark	45.500	64	Gam Cen	2.2000	10600.	91	3674	No
333	GOM_NL__2PRFIN20021112_192511_000000582011_00113_03674_1520.N1	12-NOV-2002 19:25:11	Dark	58.000	26	Gam Cru	1.6240	2900.0	116	3674	No
334	GOM_NL__2PRFIN20021112_192649_000000542011_00113_03674_1521.N1	12-NOV-2002 19:26:49	Dark	53.500	12	Alp1Cru	0.77500	30000.	107	3674	No
335	GOM_NL__2PRFIN20021112_192922_000000632011_00114_03675_1492.N1	12-NOV-2002 19:29:22	Dark	62.500	65	Lam Vel	2.2040	4400.0	125	3675	No
336	GOM_NL__2PRFIN20021112_193300_000000572011_00114_03675_1493.N1	12-NOV-2002 19:33:00	Dark	57.000	34	Gam2Vel	1.7930	23000.	114	3675	No
337	GOM_NL__2PRFIN20021112_193753_000000692011_00114_03675_1494.N1	12-NOV-2002 19:37:53	Dark	69.000	2	Alp Car	-0.73600	7000.0	138	3675	No

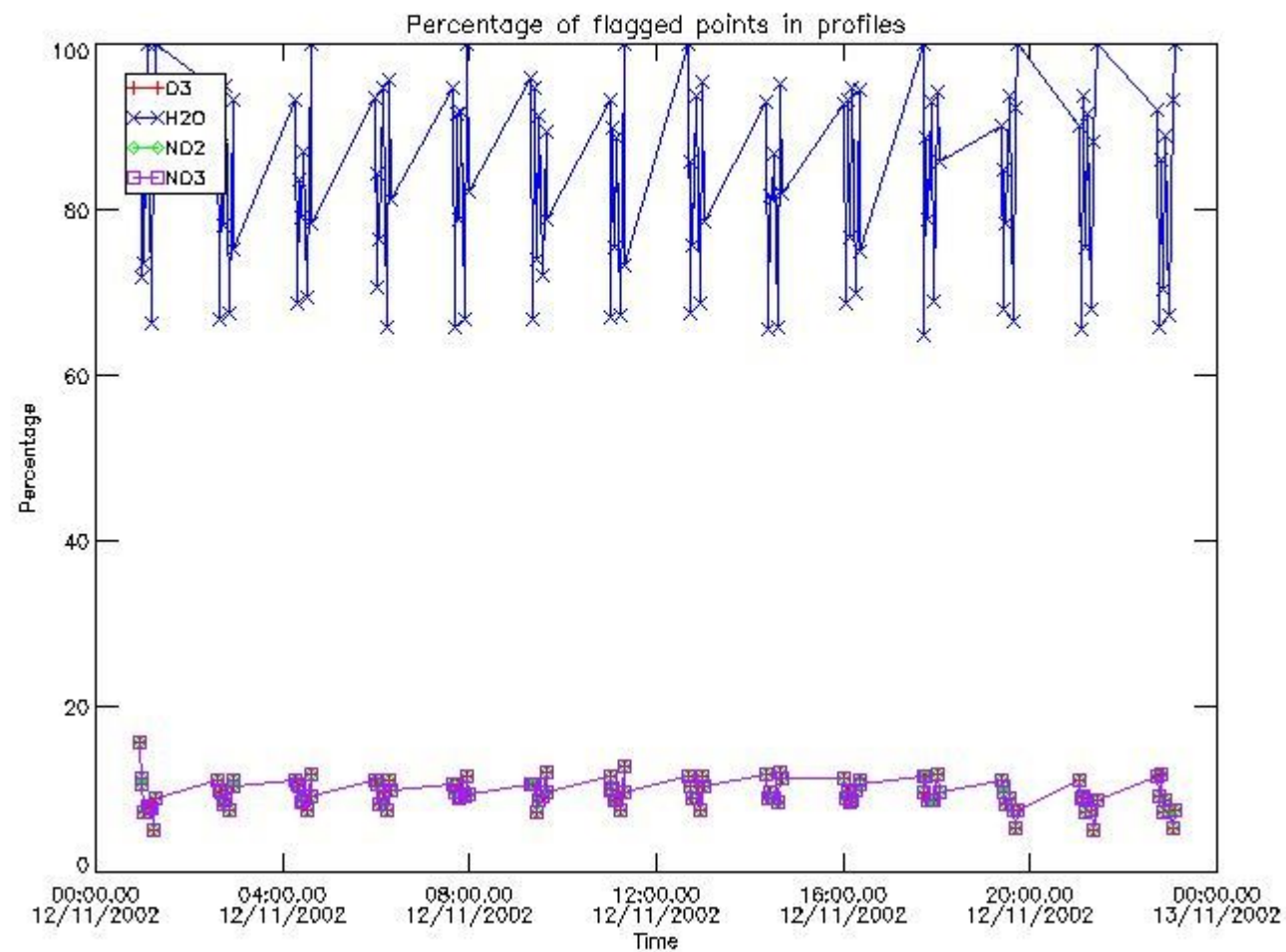
338	GOM_NL__2PRFIN20021112_194142_000000982011_00114_03675_1495.N1	12-NOV-2002 19:41:42	Dark	98.000	23	21Eps CMa	1.5020	26000.	196	3675	No
339	GOM_NL__2PRFIN20021112_194434_000000692011_00114_03675_1496.N1	12-NOV-2002 19:44:34	Dark	68.500	108	Alp Col	2.6520	15200.	137	3675	No
340	GOM_NL__2PRFIN20021112_194657_000000482011_00114_03675_1497.N1	12-NOV-2002 19:46:57	Straylight	47.500	157	The1Eri	2.9060	9300.0	95	3675	No
341	GOM_NL__2PRFIN20021112_195052_000001462011_00114_03675_1498.N1	12-NOV-2002 19:50:52	Straylight	146.00	47	2Bet CMa	1.9760	28000.	292	3675	No
342	GOM_NL__2PRFIN20021112_195714_000001252011_00114_03675_1499.N1	12-NOV-2002 19:57:14	Tw_i_and_stray	125.00	7	19Bet Ori	0.10000	14000.	250	3675	No
343	GOM_NL__2PRFIN20021112_200004_000000572011_00114_03675_1500.N1	12-NOV-2002 20:00:04	Tw_i_and_stray	57.000	94	92Alp Cet	2.5260	3100.0	114	3675	No
344	GOM_NL__2PRFIN20021112_200449_000000452011_00114_03675_1501.N1	12-NOV-2002 20:04:49	Bright	45.000	105	6Bet Ari	2.6450	8900.0	90	3675	No
345	GOM_NL__2PRFIN20021112_200853_000000442011_00114_03675_1502.N1	12-NOV-2002 20:08:53	Bright	44.000	173	4Bet Tri	3.0040	8900.0	88	3675	No
346	GOM_NL__2PRFIN20021112_201057_000000462011_00114_03675_1503.N1	12-NOV-2002 20:10:57	Bright	46.000	73	57Gam1And	2.2600	13100.	92	3675	No
347	GOM_NL__2PRFIN20021112_201557_000000442011_00114_03675_1504.N1	12-NOV-2002 20:15:57	Bright	43.500	110	37Del Cas	2.6780	8900.0	87	3675	No
348	GOM_NL__2PRFIN20021112_201827_000000692011_00114_03675_1505.N1	12-NOV-2002 20:18:27	Bright	68.500	6	13Alp Aur	0.080000	3400.0	137	3675	No
349	GOM_NL__2PRFIN20021112_202409_000000442011_00114_03675_1506.N1	12-NOV-2002 20:24:09	Bright	44.000	49	1Alp UMi	1.9900	6300.0	88	3675	No
350	GOM_NL__2PRFIN20021112_202825_000000462011_00114_03675_1507.N1	12-NOV-2002 20:28:25	Bright	46.000	60	7Bet UMi	2.0810	3950.0	92	3675	No
351	GOM_NL__2PRFIN20021112_203156_000000512011_00114_03675_1508.N1	12-NOV-2002 20:31:56	Bright	51.000	36	50Alp UMa	1.8000	6300.0	102	3675	No
352	GOM_NL__2PRFIN20021112_203334_000000492011_00114_03675_1509.N1	12-NOV-2002 20:33:34	Bright	49.000	82	48Bet UMa	2.3650	10600.	98	3675	No
353	GOM_NL__2PRFIN20021112_203541_000000442011_00114_03675_1510.N1	12-NOV-2002 20:35:41	Bright	44.000	39	85Eta UMa	1.8540	24000.	88	3675	No
354	GOM_NL__2PRFIN20021112_203732_000000522011_00114_03675_1511.N1	12-NOV-2002 20:37:32	Bright	51.500	174	52Psi UMa	3.0040	4400.0	103	3675	No
355	GOM_NL__2PRFIN20021112_203910_000000432011_00114_03675_1512.N1	12-NOV-2002 20:39:10	Bright	42.500	152	12Alp2CVn	2.8900	11000.	85	3675	No
356	GOM_NL__2PRFIN20021112_204412_000000412011_00114_03675_1513.N1	12-NOV-2002 20:44:12	Bright	40.500	111	8Eta Boo	2.6800	6000.0	81	3675	No
357	GOM_NL__2PRFIN20021112_204705_000000962011_00114_03675_1514.N1	12-NOV-2002 20:47:05	Bright	95.500	166	17Eps Leo	2.9800	6000.0	191	3675	No
358	GOM_NL__2PRFIN20021112_205140_000001002011_00114_03675_1515.N1	12-NOV-2002 20:51:40	Tw_i_and_stray	99.500	22	32Alp Leo	1.3600	15200.	199	3675	No
359	GOM_NL__2PRFIN20021112_205533_000000492011_00114_03675_1516.N1	12-NOV-2002 20:55:33	Tw_i_and_stray	48.500	100	4Gam Crv	2.5800	13100.	97	3675	No
360	GOM_NL__2PRFIN20021112_205703_000000542011_00114_03675_1517.N1	12-NOV-2002 20:57:03	Twilight	54.000	171	2Eps Crv	3.0010	4250.0	108	3675	No
361	GOM_NL__2PRFIN20021112_210329_000000462011_00114_03675_1518.N1	12-NOV-2002 21:03:29	Dark	46.000	64	Gam Cen	2.2000	10600.	92	3675	No
362	GOM_NL__2PRFIN20021112_210547_000000572011_00114_03675_1519.N1	12-NOV-2002 21:05:47	Dark	57.000	26	Gam Cru	1.6240	2900.0	114	3675	No
363	GOM_NL__2PRFIN20021112_210725_000000562011_00114_03675_1520.N1	12-NOV-2002 21:07:25	Dark	56.000	12	Alp1Cru	0.77500	30000.	112	3675	No
364	GOM_NL__2PRFIN20021112_210958_000000722011_00115_03676_1492.N1	12-NOV-2002 21:09:58	Dark	71.500	65	Lam Vel	2.2040	4400.0	143	3676	No
365	GOM_NL__2PRFIN20021112_211337_000000592011_00115_03676_1493.N1	12-NOV-2002 21:13:37	Dark	59.000	34	Gam2Vel	1.7930	23000.	118	3676	No
366	GOM_NL__2PRFIN20021112_211829_000000692011_00115_03676_1494.N1	12-NOV-2002 21:18:29	Dark	69.000	2	Alp Car	-0.73600	7000.0	138	3676	No
367	GOM_NL__2PRFIN20021112_212219_000001032011_00115_03676_1495.N1	12-NOV-2002 21:22:19	Dark	103.00	23	21Eps CMa	1.5020	26000.	206	3676	No
368	GOM_NL__2PRFIN20021112_212510_000000642011_00115_03676_1496.N1	12-NOV-2002 21:25:10	Dark	64.000	108	Alp Col	2.6520	15200.	128	3676	No
369	GOM_NL__2PRFIN20021112_212733_000000482011_00115_03676_1497.N1	12-NOV-2002 21:27:33	Straylight	47.500	157	The1Eri	2.9060	9300.0	95	3676	No
370	GOM_NL__2PRFIN20021112_213128_000001442011_00115_03676_1498.N1	12-NOV-2002 21:31:28	Straylight	143.50	47	2Bet CMa	1.9760	28000.	287	3676	No
371	GOM_NL__2PRFIN20021112_213750_000001042011_00115_03676_1499.N1	12-NOV-2002 21:37:50	Tw_i_and_stray	104.00	7	19Bet Ori	0.10000	14000.	208	3676	No
372	GOM_NL__2PRFIN20021112_214040_000000562011_00115_03676_1500.N1	12-NOV-2002 21:40:40	Tw_i_and_stray	55.500	94	92Alp Cet	2.5260	3100.0	111	3676	No
373	GOM_NL__2PRFIN20021112_214525_000000452011_00115_03676_1501.N1	12-NOV-2002 21:45:25	Bright	44.500	105	6Bet Ari	2.6450	8900.0	89	3676	No
374	GOM_NL__2PRFIN20021112_214929_000000452011_00115_03676_1502.N1	12-NOV-2002 21:49:29	Bright	44.500	173	4Bet Tri	3.0040	8900.0	89	3676	No
375	GOM_NL__2PRFIN20021112_215133_000000462011_00115_03676_1503.N1	12-NOV-2002 21:51:33	Bright	46.000	73	57Gam1And	2.2600	13100.	92	3676	No
376	GOM_NL__2PRFIN20021112_215633_000000432011_00115_03676_1504.N1	12-NOV-2002 21:56:33	Bright	43.000	110	37Del Cas	2.6780	8900.0	86	3676	No
377	GOM_NL__2PRFIN20021112_215901_000000702011_00115_03676_1505.N1	12-NOV-2002 21:59:01	Bright	70.000	6	13Alp Aur	0.080000	3400.0	140	3676	No
378	GOM_NL__2PRFIN20021112_220445_000000422011_00115_03676_1506.N1	12-NOV-2002 22:04:45	Bright	41.500	49	1Alp UMi	1.9900	6300.0	83	3676	No
379	GOM_NL__2PRFIN20021112_220901_000000412011_00115_03676_1507.N1	12-NOV-2002 22:09:01	Bright	41.000	60	7Bet UMi	2.0810	3950.0	82	3676	No
380	GOM_NL__2PRFIN20021112_221231_000000512011_00115_03676_1508.N1	12-NOV-2002 22:12:31	Bright	51.000	36	50Alp UMa	1.8000	6300.0	102	3676	No
381	GOM_NL__2PRFIN20021112_221409_000000492011_00115_03676_1509.N1	12-NOV-2002 22:14:09	Bright	48.500	82	48Bet UMa	2.3650	10600.	97	3676	No
382	GOM_NL__2PRFIN20021112_221617_000000442011_00115_03676_1510.N1	12-NOV-2002 22:16:17	Bright	43.500	39	85Eta UMa	1.8540	24000.	87	3676	No
383	GOM_NL__2PRFIN20021112_221807_000000532011_00115_03676_1511.N1	12-NOV-2002 22:18:07	Bright	52.500	174	52Psi UMa	3.0040	4400.0	105	3676	No
384	GOM_NL__2PRFIN20021112_221946_000000432011_00115_03676_1512.N1	12-NOV-2002 22:19:46	Bright	42.500	152	12Alp2CVn	2.8900	11000.	85	3676	No
385	GOM_NL__2PRFIN20021112_222449_000000412011_00115_03676_1513.N1	12-NOV-2002 22:24:49	Bright	40.500	111	8Eta Boo	2.6800	6000.0	81	3676	No
386	GOM_NL__2PRFIN20021112_222741_000001002011_00115_03676_1514.N1	12-NOV-2002 22:27:41	Bright	100.00	166	17Eps Leo	2.9800	6000.0	200	3676	No
387	GOM_NL__2PRFIN20021112_223217_000000892011_00115_03676_1515.N1	12-NOV-2002 22:32:17	Tw_i_and_stray	89.000	22	32Alp Leo	1.3600	15200.	178	3676	No
388	GOM_NL__2PRFIN20021112_223610_000000512011_00115_03676_1516.N1	12-NOV-2002 22:36:10	Tw_i_and_stray	50.500	100	4Gam Crv	2.5800	13100.	101	3676	No
389	GOM_NL__2PRFIN20021112_223740_000000542011_00115_03676_1517.N1	12-NOV-2002 22:37:40	Twilight	53.500	171	2Eps Crv	3.0010	4250.0	107	3676	No
390	GOM_NL__2PRFIN20021112_224405_000000442011_00115_03676_1518.N1	12-NOV-2002 22:44:05	Dark	44.000	64	Gam Cen	2.2000	10600.	88	3676	No
391	GOM_NL__2PRFIN20021112_224623_000000562011_00115_03676_1519.N1	12-NOV-2002 22:46:23	Dark	56.000	26	Gam Cru	1.6240	2900.0	112	3676	No
392	GOM_NL__2PRFIN20021112_224801_000000442011_00115_03676_1520.N1	12-NOV-2002 22:48:01	Dark	43.500	12	Alp1Cru	0.77500	30000.	87	3676	No
393	GOM_NL__2PRFIN20021112_225035_000000702011_00116_03677_1493.N1	12-NOV-2002 22:50:35	Dark	69.500	65	Lam Vel	2.2040	4400.0	139	3677	No
394	GOM_NL__2PRFIN20021112_225414_000000592011_00116_03677_1494.N1	12-NOV-2002 22:54:14	Dark	59.000	34	Gam2Vel	1.7930	23000.	118	3677	No
395	GOM_NL__2PRFIN20021112_225905_000000692011_00116_03677_1495.N1	12-NOV-2002 22:59:05	Dark	69.000	2	Alp Car	-0.73600	7000.0	138	3677	No
396	GOM_NL__2PRFIN20021112_230256_000000962011_00116_03677_1496.N1	12-NOV-2002 23:02:56	Dark	96.000	23	21Eps CMa	1.5020	26000.	192	3677	No

397	GOM_NL__2PRFIN20021112_230547_000000682011_00116_03677_1497.N1	12-NOV-2002 23:05:47	Dark	67.500	108	Alp Col	2.6520	15200.	135	3677	No
398	GOM_NL__2PRFIN20021112_230809_000000492011_00116_03677_1498.N1	12-NOV-2002 23:08:09	Straylight	49.000	157	The1Eri	2.9060	9300.0	98	3677	No
399	GOM_NL__2PRFIN20021112_231205_000001452011_00116_03677_1499.N1	12-NOV-2002 23:12:05	Straylight	145.00	47	2Bet CMa	1.9760	28000.	290	3677	No
400	GOM_NL__2PRFIN20021112_231825_000001102011_00116_03677_1500.N1	12-NOV-2002 23:18:25	Twilight_stray	109.50	7	19Bet Ori	0.10000	14000.	219	3677	No
401	GOM_NL__2PRFIN20021112_232117_000000552011_00116_03677_1501.N1	12-NOV-2002 23:21:17	Twilight_stray	55.000	94	92Alp Cet	2.5260	3100.0	110	3677	No
402	GOM_NL__2PRFIN20021112_232601_000000452011_00116_03677_1502.N1	12-NOV-2002 23:26:01	Bright	44.500	105	6Bet Ari	2.6450	8900.0	89	3677	No
403	GOM_NL__2PRFIN20021112_233005_000000442011_00116_03677_1503.N1	12-NOV-2002 23:30:05	Bright	43.500	173	4Bet Tri	3.0040	8900.0	87	3677	No
404	GOM_NL__2PRFIN20021112_233209_000000442011_00116_03677_1504.N1	12-NOV-2002 23:32:09	Bright	43.500	73	57Gam1And	2.2600	13100.	87	3677	No
405	GOM_NL__2PRFIN20021112_233709_000000422011_00116_03677_1505.N1	12-NOV-2002 23:37:09	Bright	41.500	110	37Del Cas	2.6780	8900.0	83	3677	No
406	GOM_NL__2PRFIN20021112_233936_000000692011_00116_03677_1506.N1	12-NOV-2002 23:39:36	Bright	68.500	6	13Alp Aur	0.080000	3400.0	137	3677	No
407	GOM_NL__2PRFIN20021112_234521_000000432011_00116_03677_1507.N1	12-NOV-2002 23:45:21	Bright	43.000	49	1Alp UMi	1.9900	6300.0	86	3677	No
408	GOM_NL__2PRFIN20021112_234937_000000472011_00116_03677_1508.N1	12-NOV-2002 23:49:37	Bright	46.500	60	7Bet UMi	2.0810	3950.0	93	3677	No
409	GOM_NL__2PRFIN20021112_235307_000000502011_00116_03677_1509.N1	12-NOV-2002 23:53:07	Bright	49.500	36	50Alp UMa	1.8000	6300.0	99	3677	No
410	GOM_NL__2PRFIN20021112_235445_000000502011_00116_03677_1510.N1	12-NOV-2002 23:54:45	Bright	49.500	82	48Bet UMa	2.3650	10600.	99	3677	No
411	GOM_NL__2PRFIN20021112_235653_000000452011_00116_03677_1511.N1	12-NOV-2002 23:56:53	Bright	44.500	39	85Eta UMa	1.8540	24000.	89	3677	No
412	GOM_NL__2PRFIN20021112_235843_000000522011_00116_03677_1512.N1	12-NOV-2002 23:58:43	Bright	51.500	174	52Psi UMa	3.0040	4400.0	103	3677	No

3. Quality information per product

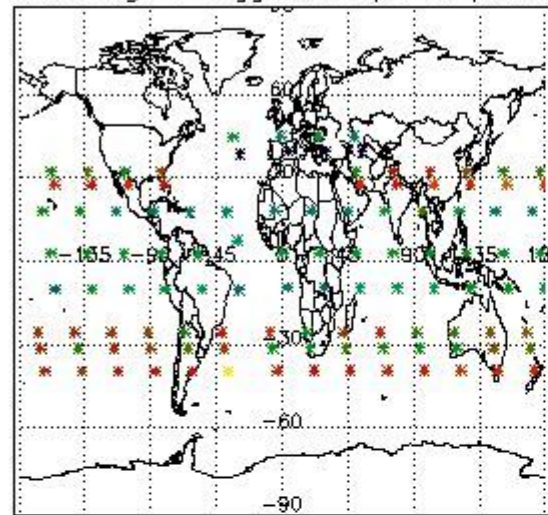
In this section it is plotted some information contained in the Quality Summary data set of the level 2 products. Only products in dark limb conditions and without errors (error flag in the MPH set to "0") are used.

3.1 Plot quality information per product (time dependant)

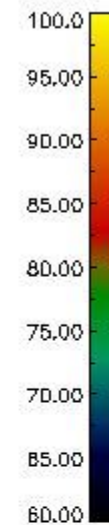
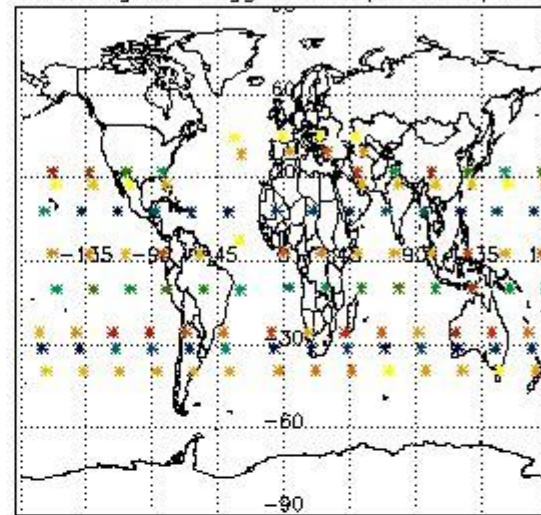


3.2 Plot quality information per product (world map)

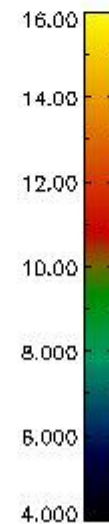
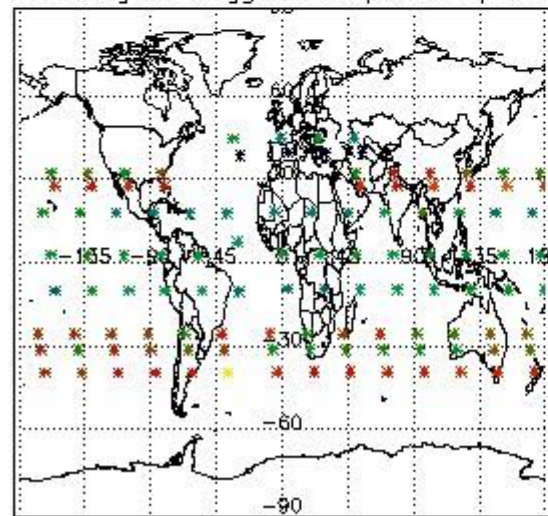
Percentage of flagged data per O3 profile



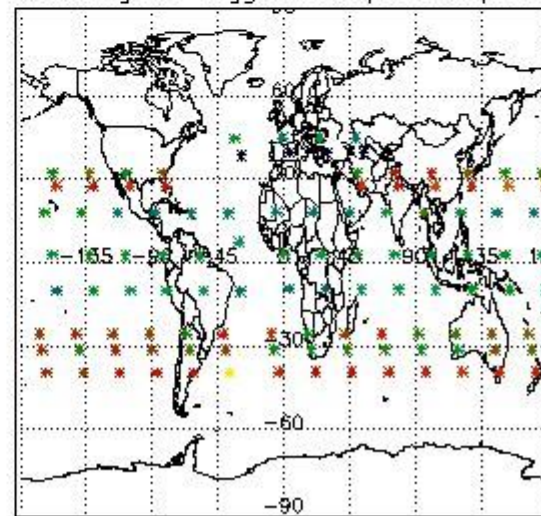
Percentage of flagged data per H2O profile



Percentage of flagged data per NO2 profile



Percentage of flagged data per NO3 profile

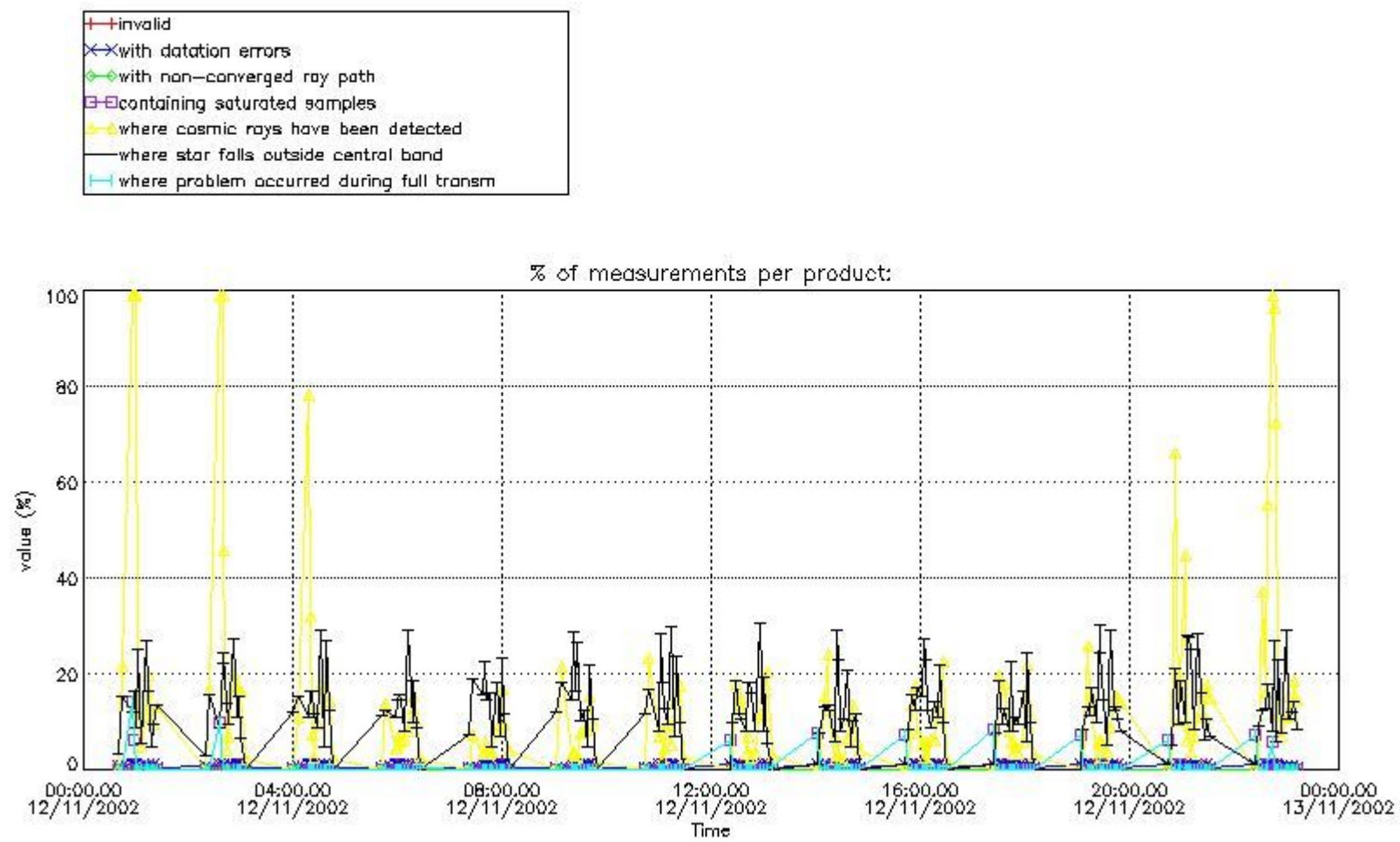


4. Level 1 quality information per product

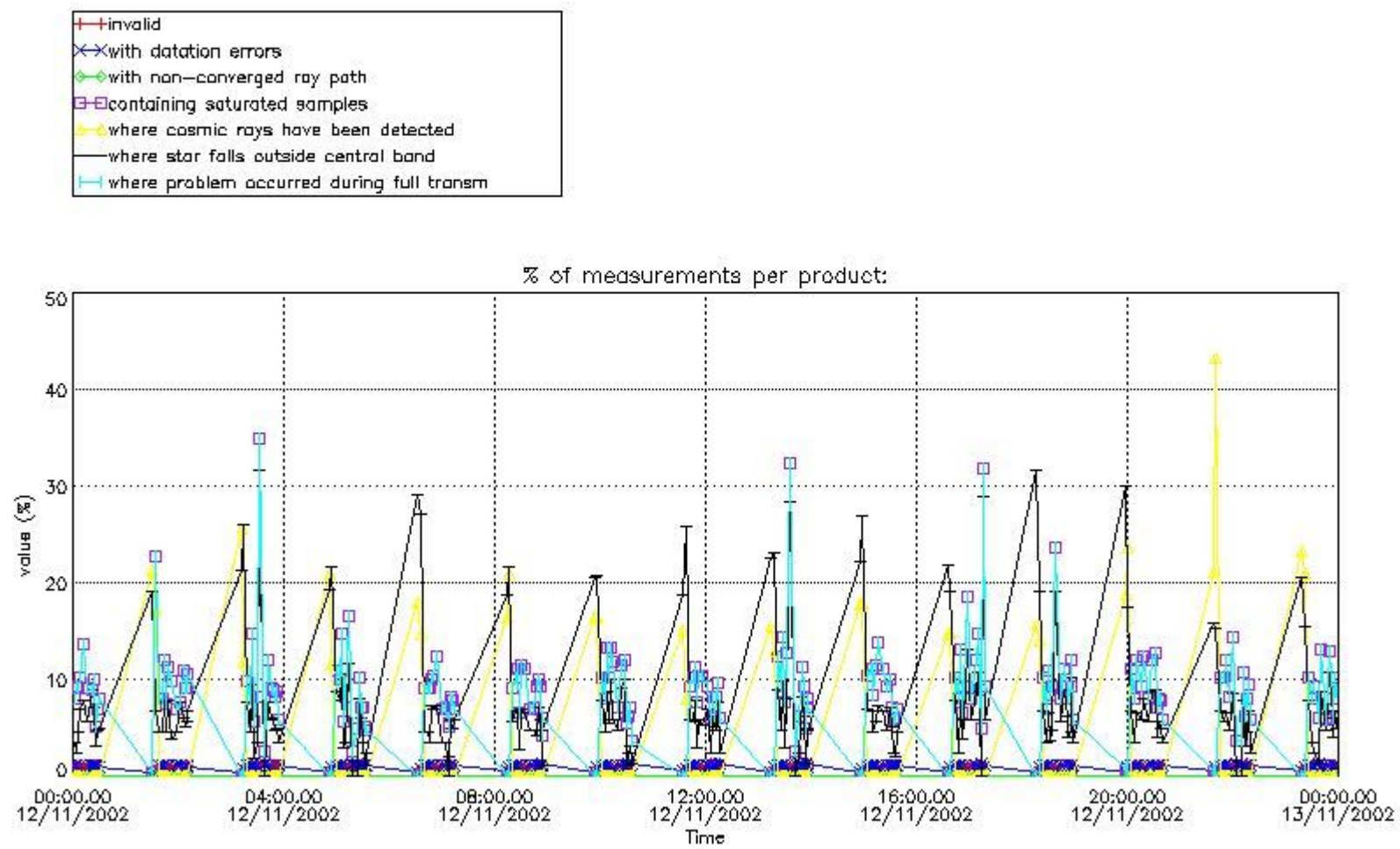
In this section it is plotted some information contained in the Quality Summary data set of the level 2 products that comes from the level 1b processing. Products without errors (error flag in the MPH set to "0") are used.

4.1 Plot quality information per product (time dependant) coming from level 1b processing

4.1.1 Plot level 1 quality information per product (time dependant): ENVISAT ASCENDING passes

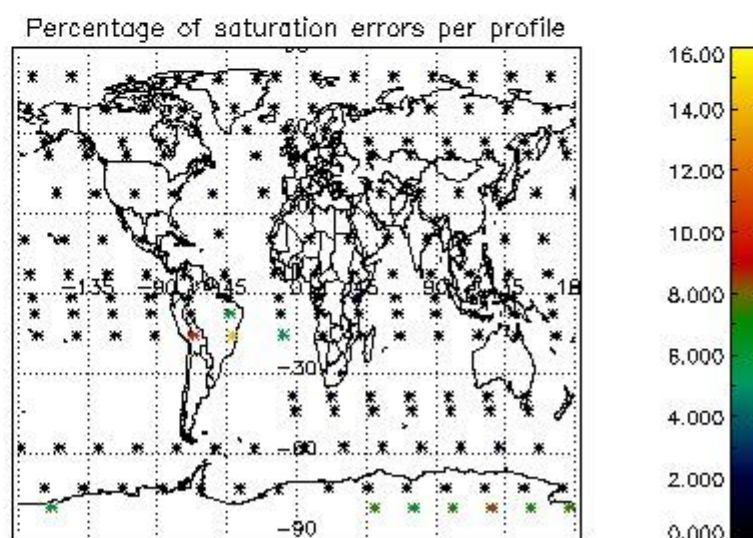
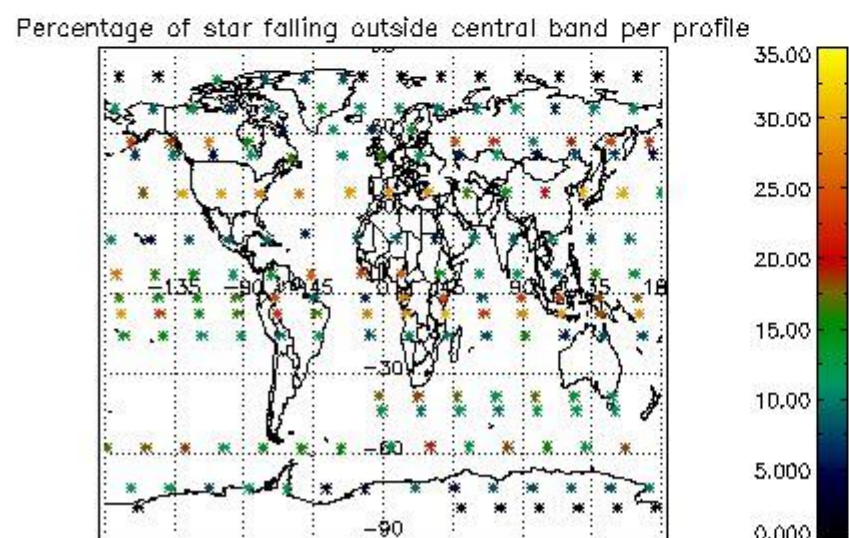
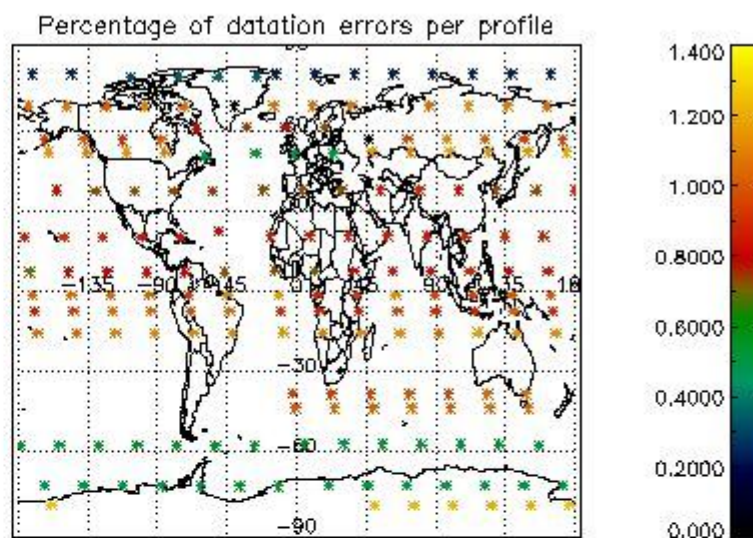
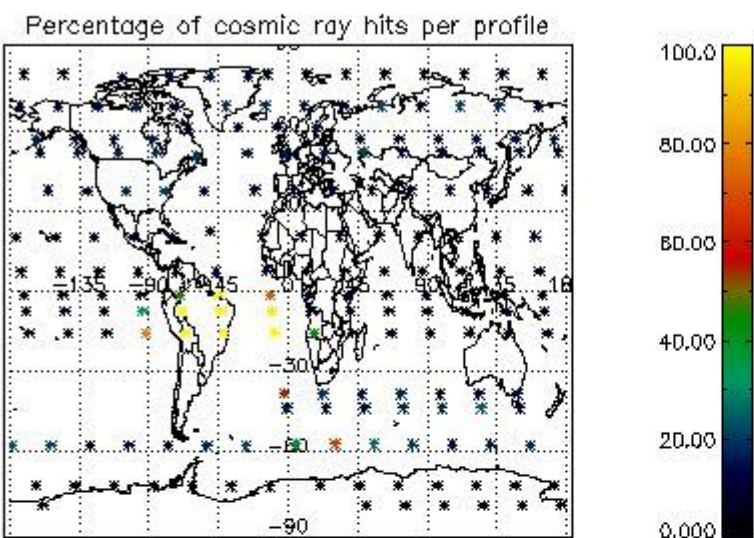


4.1.2 Plot level 1 quality information per product (time dependant): ENVI SAT DESCENDING passes

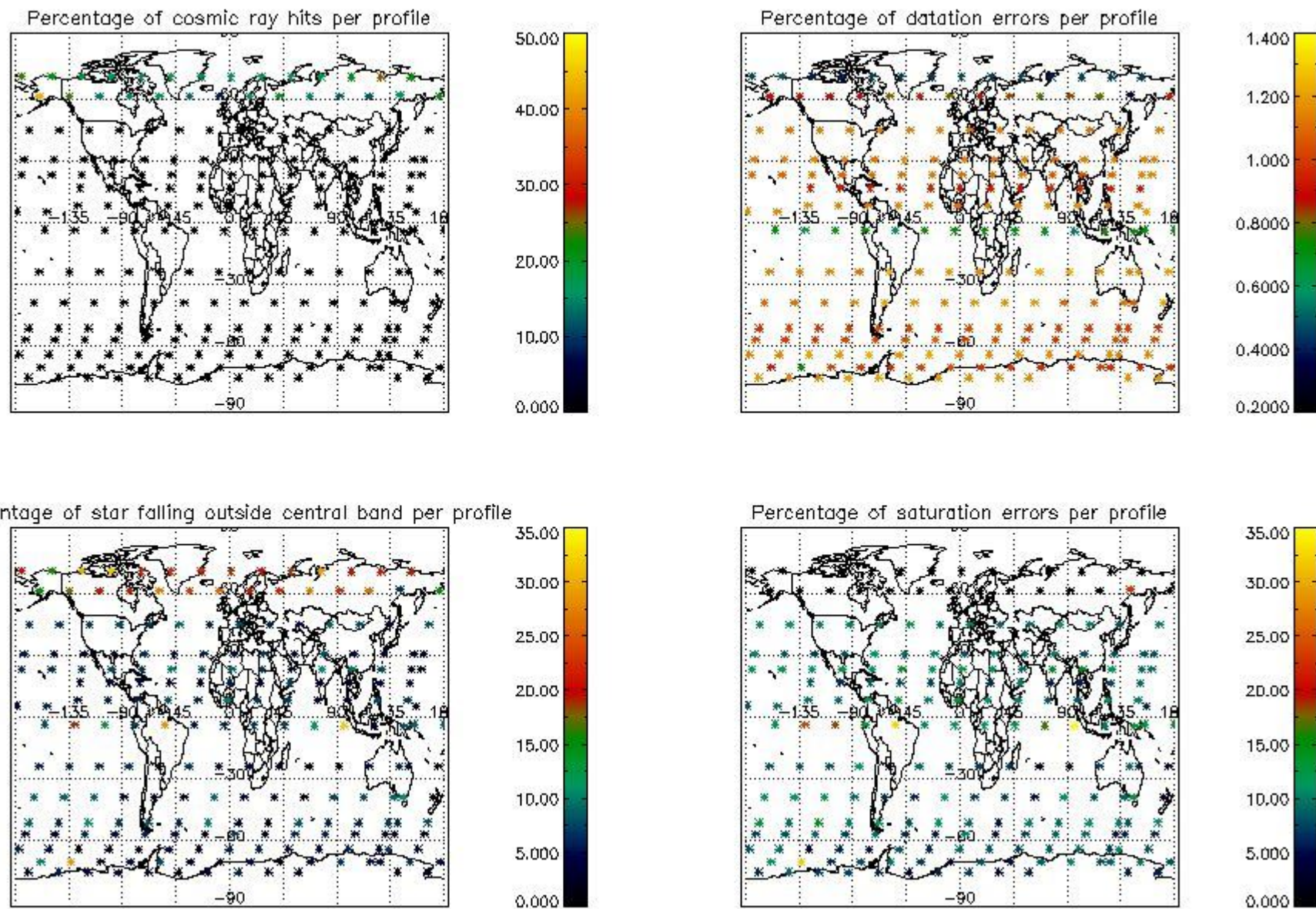


4.2 Plot quality information per product coming from level 1b processing (world map)

4.2.1 Plot level 1 quality information per product (world map): ENVISAT ASCENDING passes



4.2.2 Plot level 1 quality information per product (world map): ENVISAT DESCENDING passes



5. Trace gas profiles

5.1 Ozone statistics based on quality of products

The final quality of the products can be "measured" using the STD (Standard Deviation) attached to every point profile. This information is written to the parameter GOM_NL__2P/NL_LOCAL_SPECIES_DENSITY/o3_std of the level 2 products. The table below shows the statistics for given STD ranges.

The statistics are given with respect to the overall valid production:

- Products without fatal errors: GOM_NL__2P/MPH/PRODUCT_ERR=0
- Valid point profile: GOM_NL__2P/NL_LOCAL_SPECIES_DENSITY/pcd(0)=0

The 'Criteria' is applied to valid points of dark limb products:

- Products in dark limb illumination condition: GOM_NL__2P/NL_SUMMARY_QUALITY/obs_ill_cond=0
- Products without fatal errors: GOM_NL__2P/MPH/PRODUCT_ERR=0
- Valid point profile: GOM_NL__2P/NL_LOCAL_SPECIES_DENSITY/pcd(0)=0

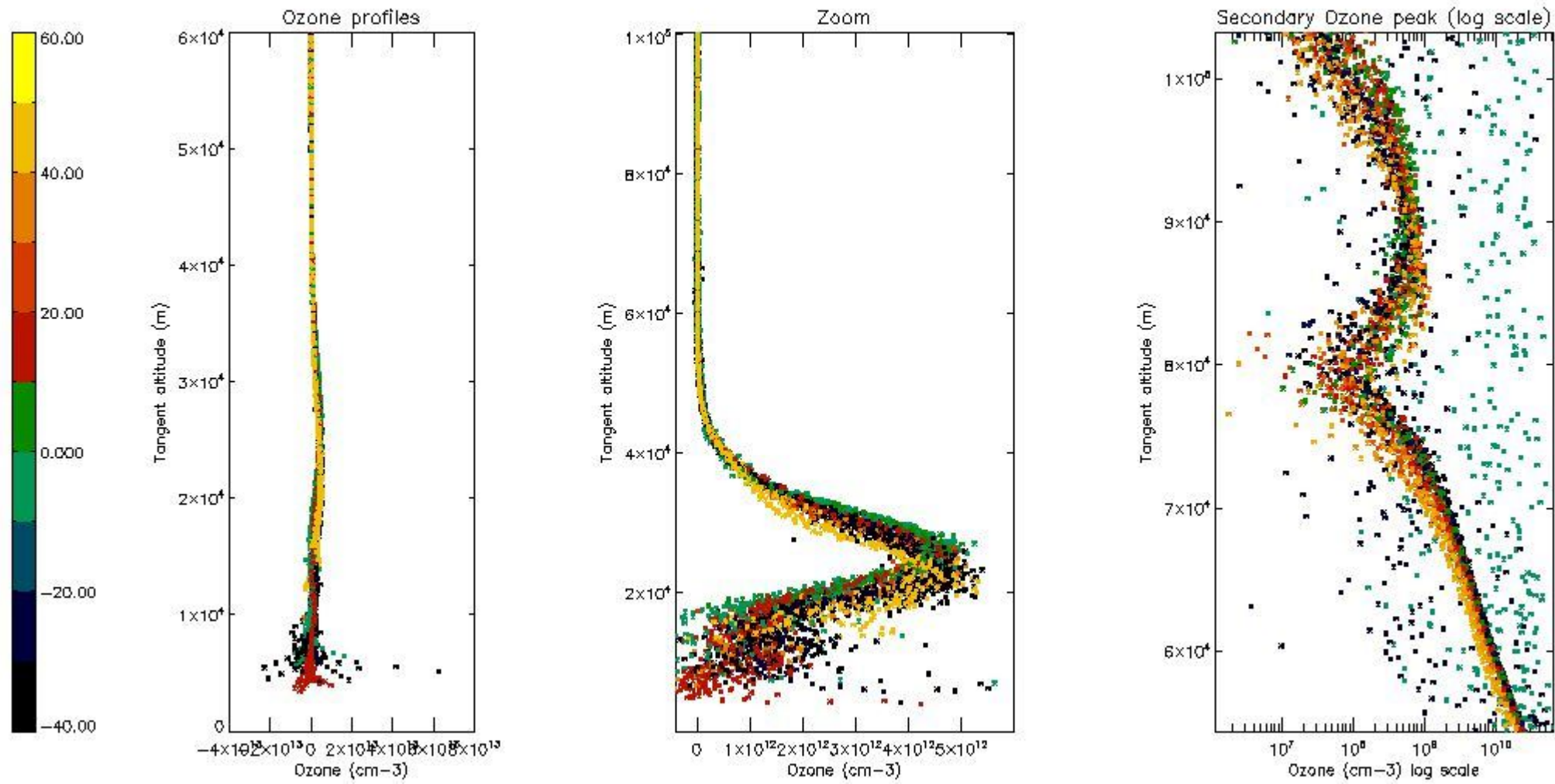
So, the table below shows the percentage of dark limb and valid observations for each criteria with respect to the overall valid daily observations.

Criteria	% of total production
All STD	25
STD < 20	13

STD < 10	11
STD < 5	8

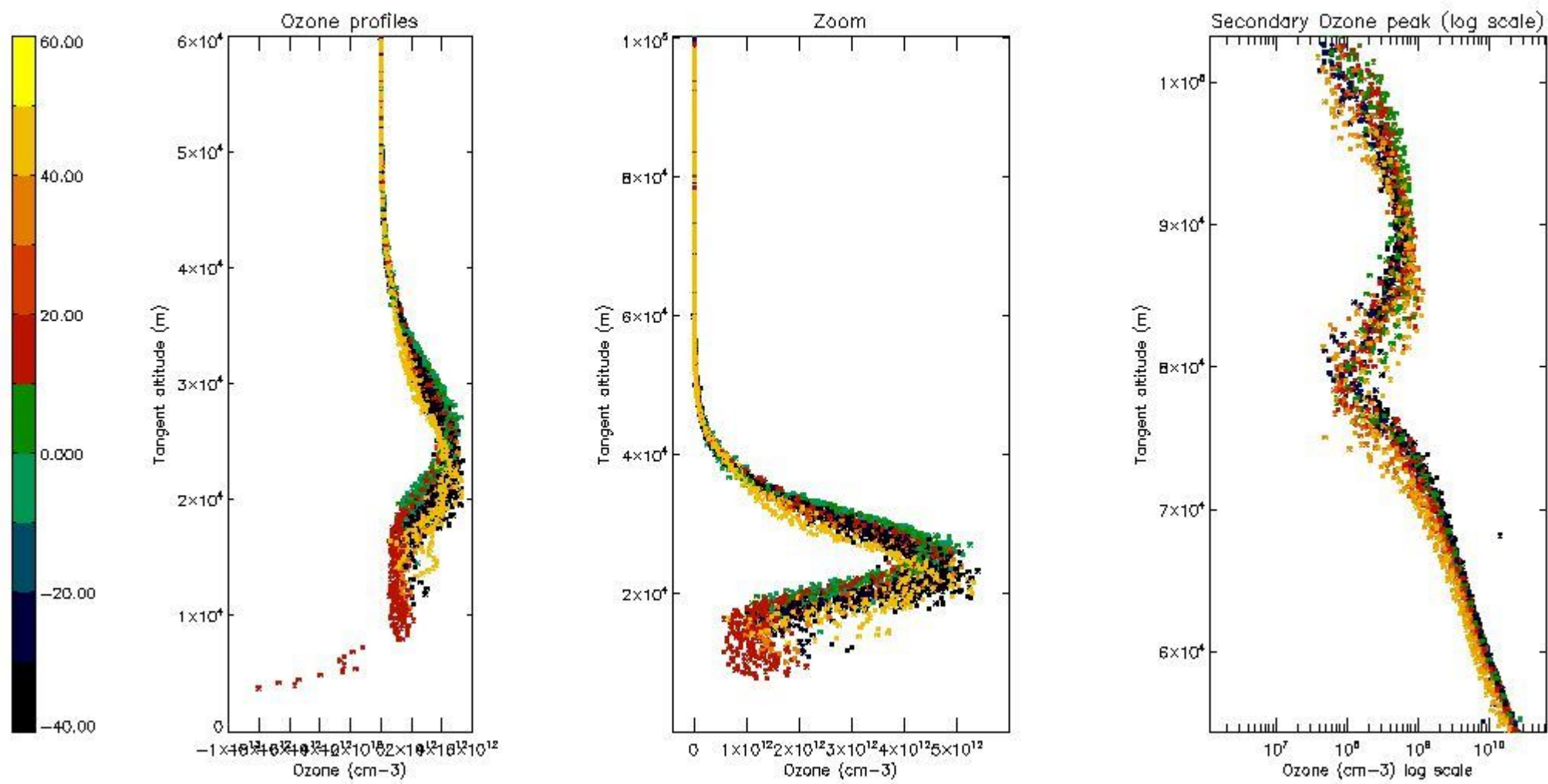
5.2 Plot ozone profiles for all STD (dark without errors)

The colorbar represents the latitude.



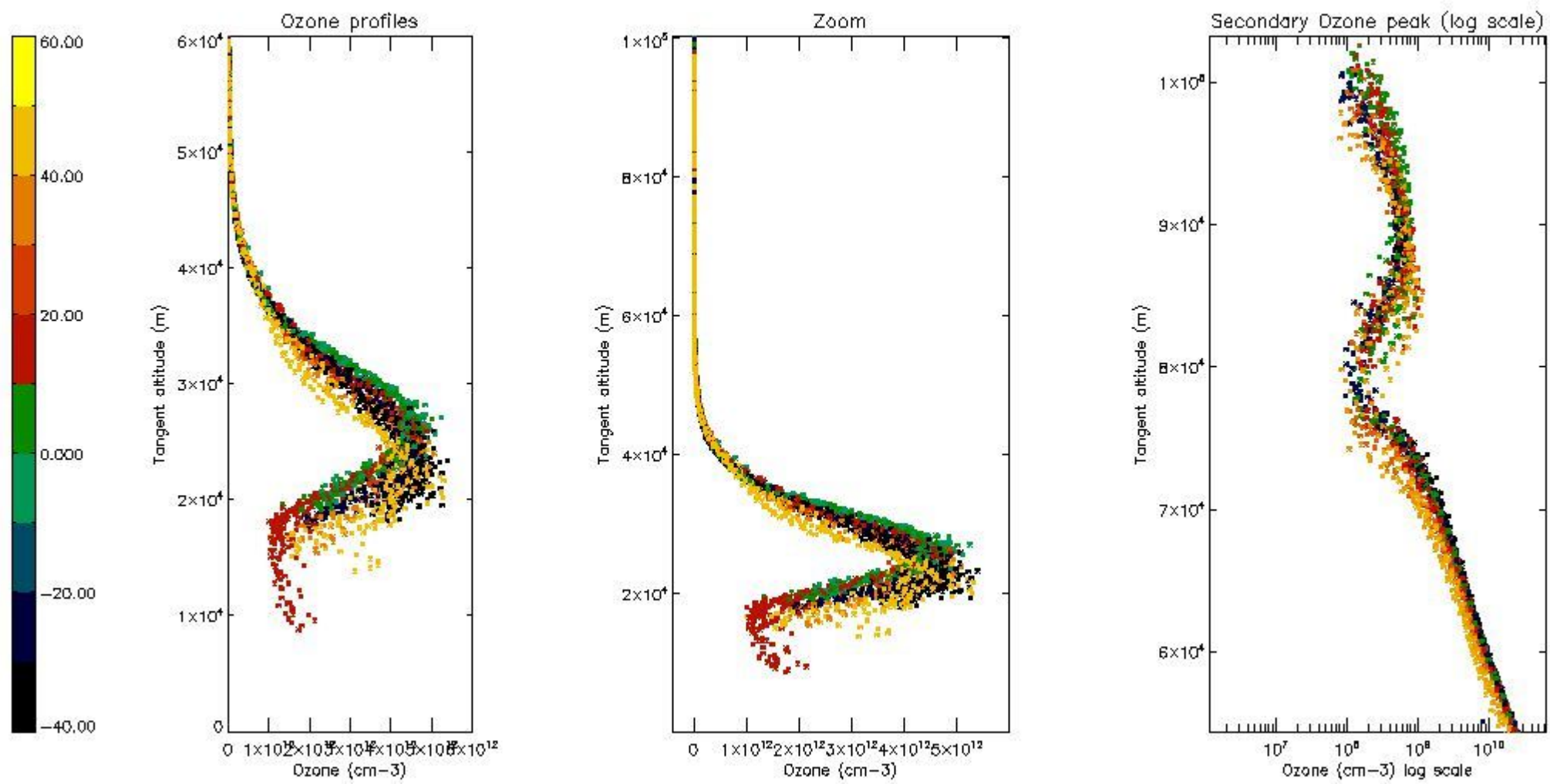
5.3 Plot ozone profiles where STD < 20% (dark without errors)

The colorbar represents the latitude.



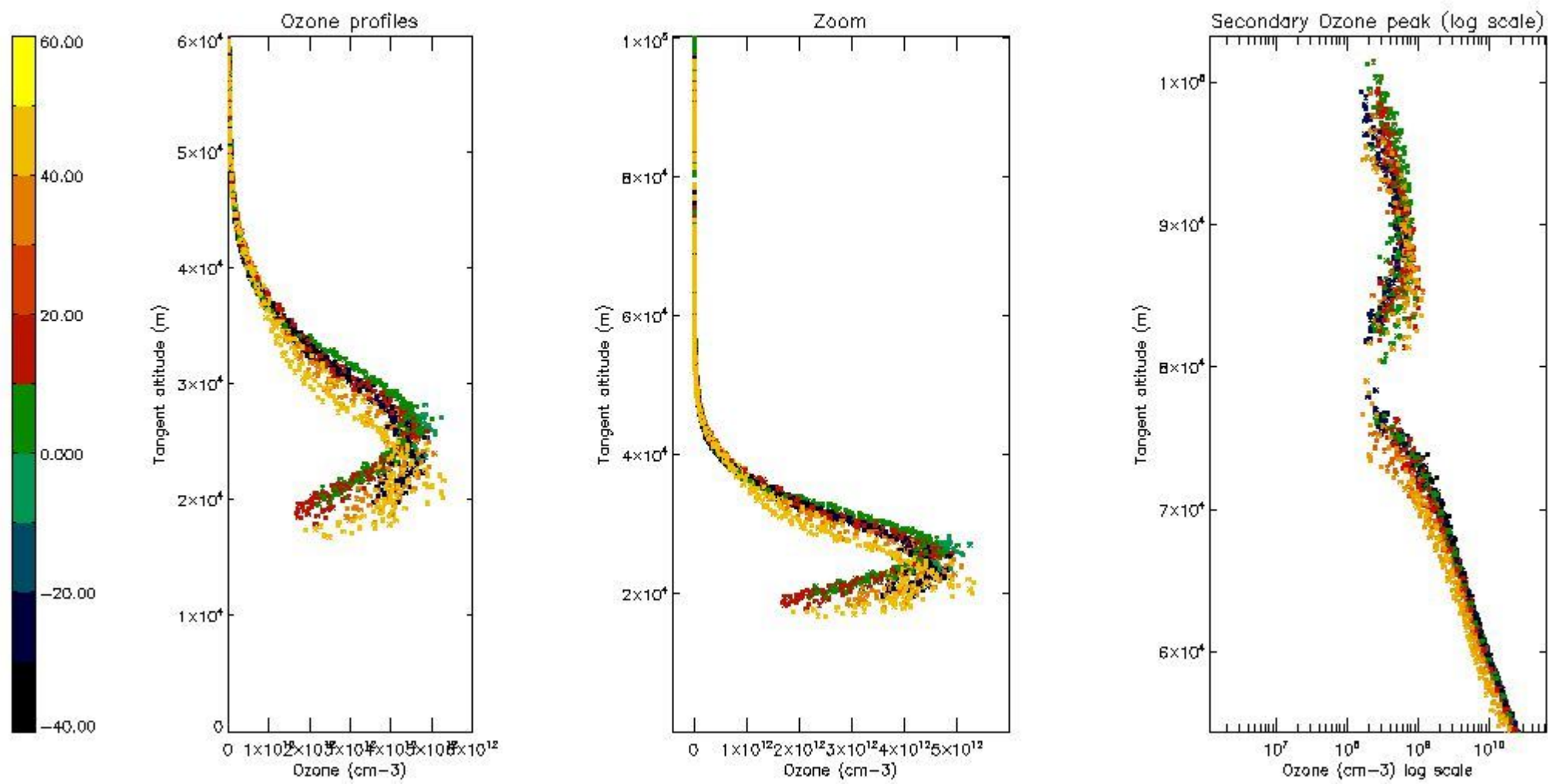
5.4 Plot ozone profiles where STD < 10% (dark without errors)

The colorbar represents the latitude.



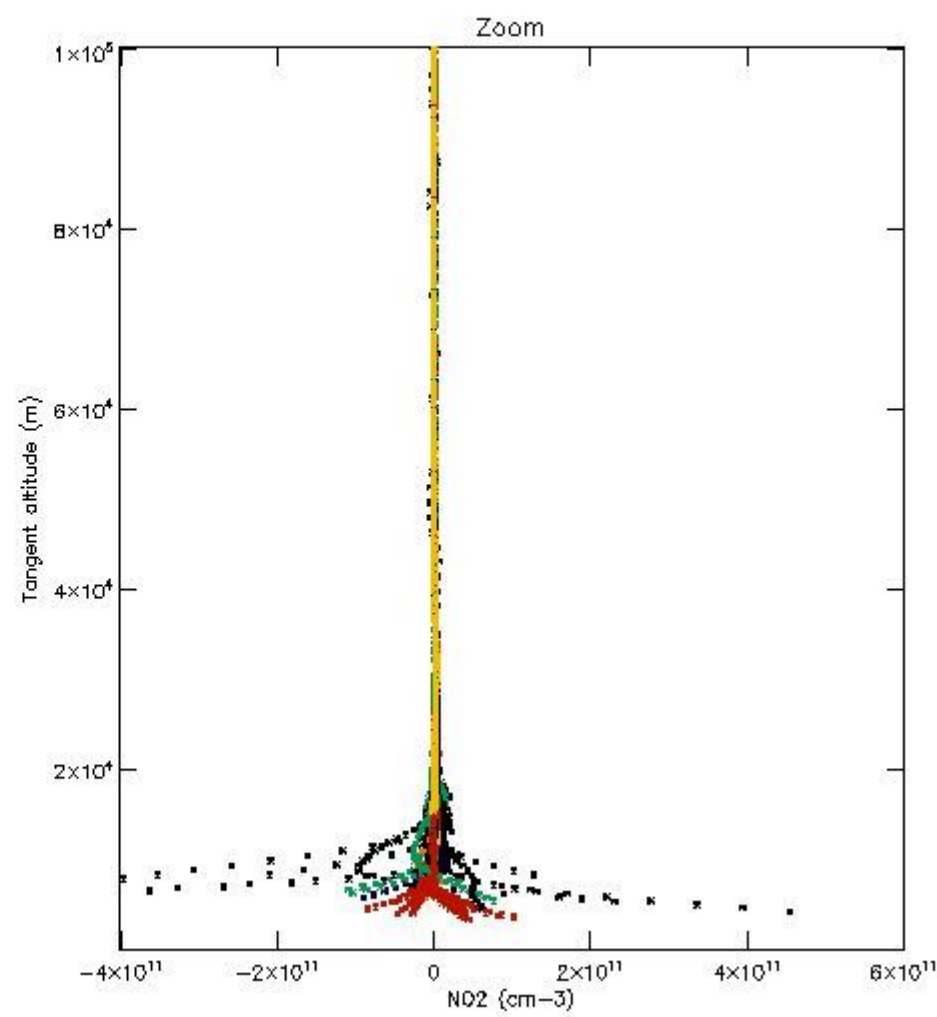
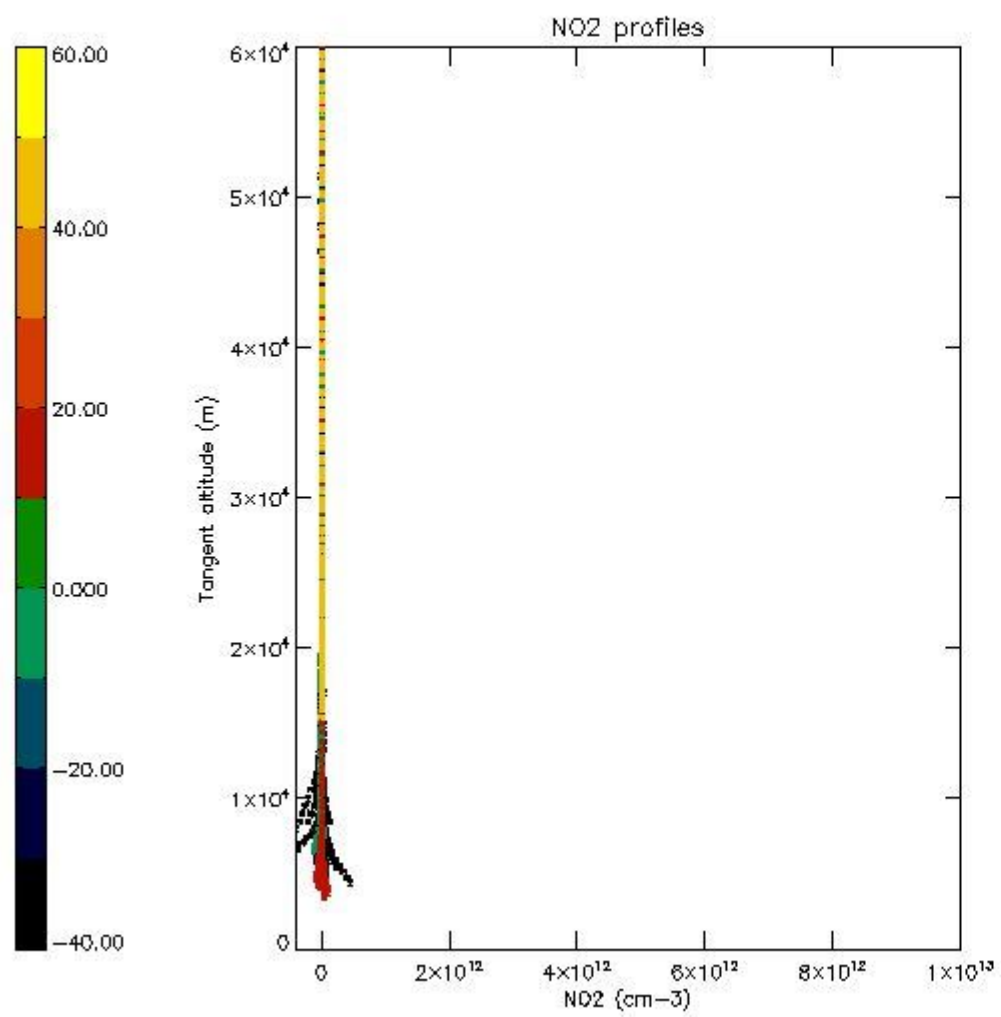
5.5 Plot ozone profiles where STD < 5% (dark without errors)

The colorbar represents the latitude.



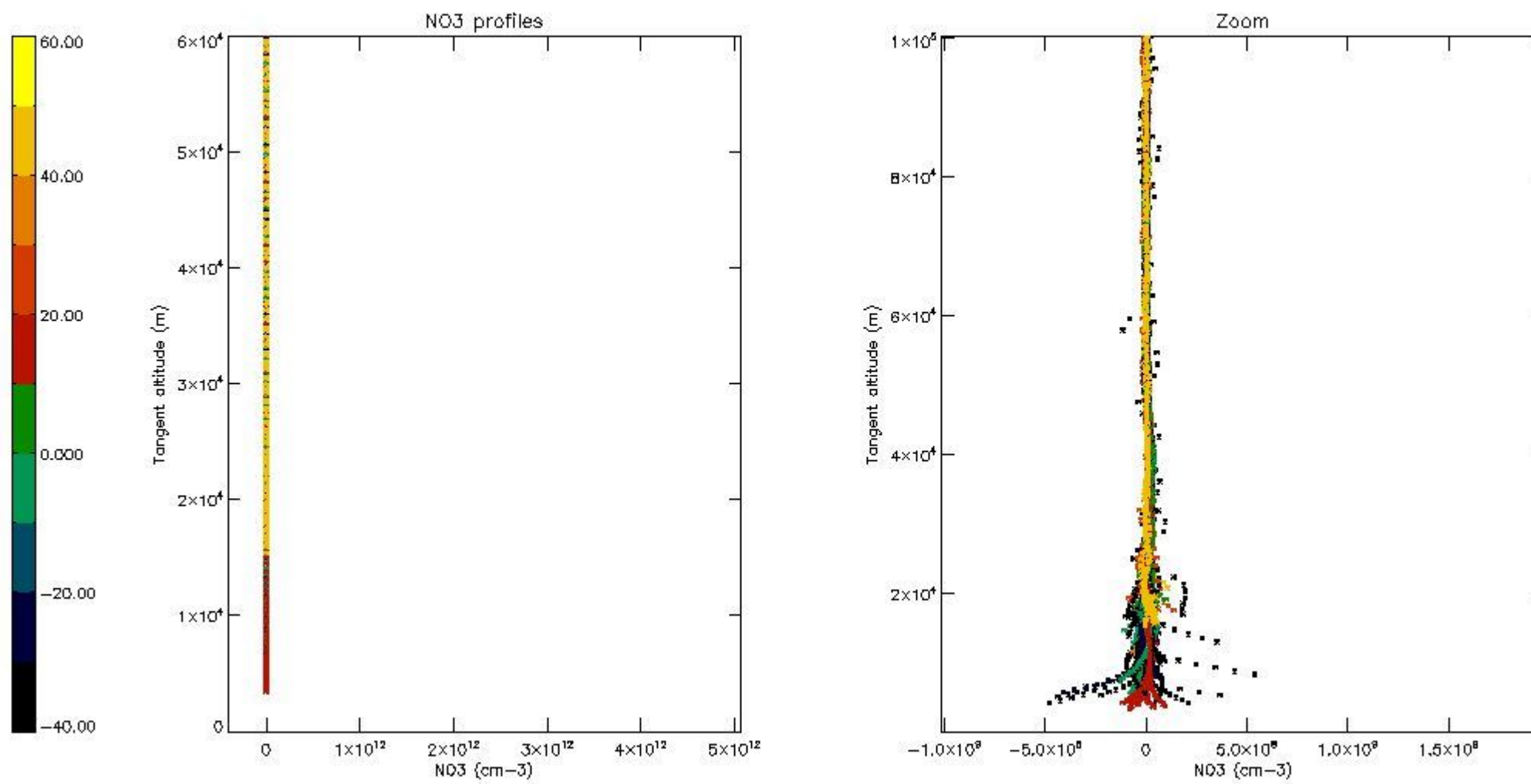
5.6 Plot NO₂ profiles for all STD (dark without errors)

The colorbar represents the latitude.



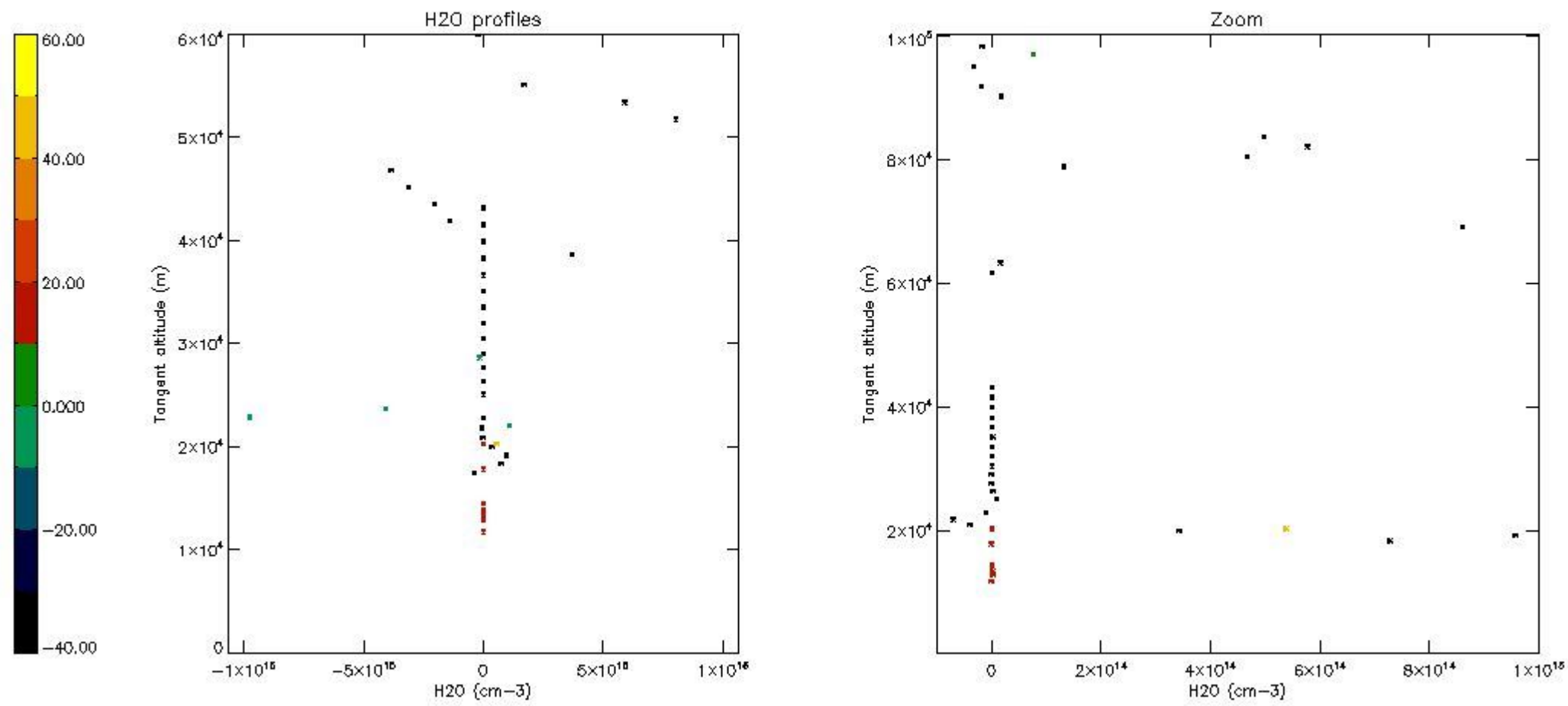
5.7 Plot NO3 profiles for all STD (dark without errors)

The colorbar represents the latitude.



5.8 Plot H2O profiles for all STD (only for occultations of stars 1,2,3,4,13,14,16,26,63 dark without errors)

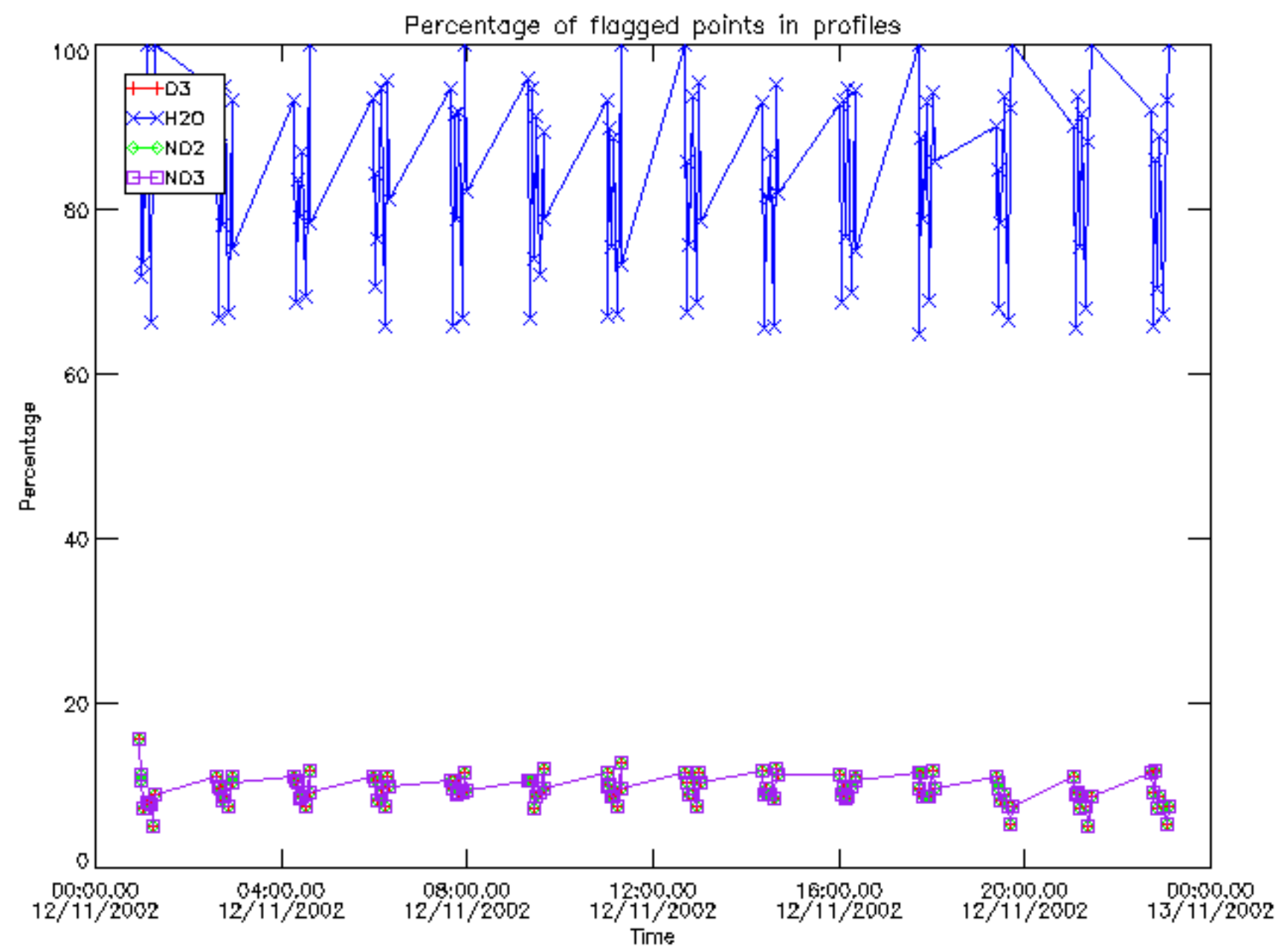
The colorbar represents the latitude.



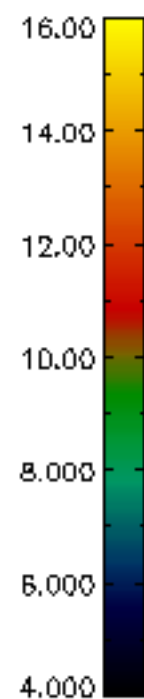
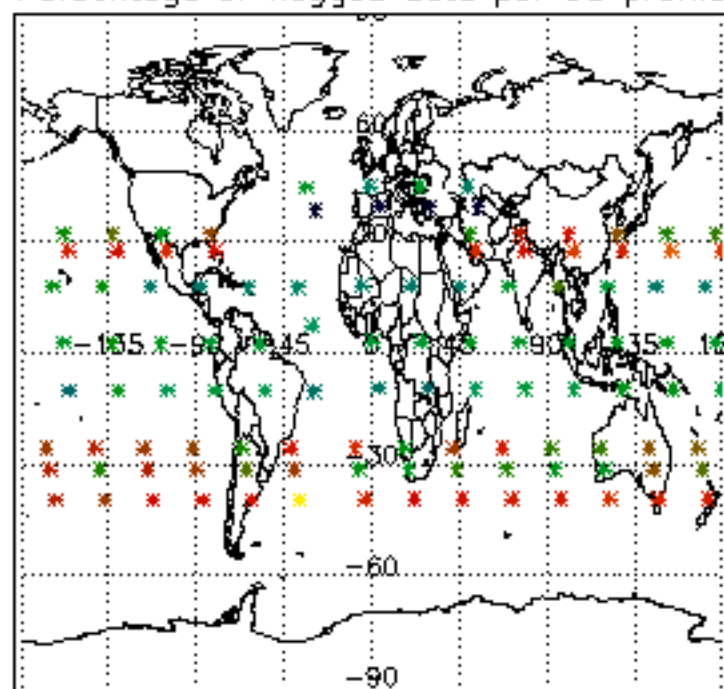
6. Auxiliary Data Files used for the production reported in section 2

The number reported in the third column indicates since which file (see list in section 2) the corresponding auxiliary file has been used. The fourth column is the date of those product files.

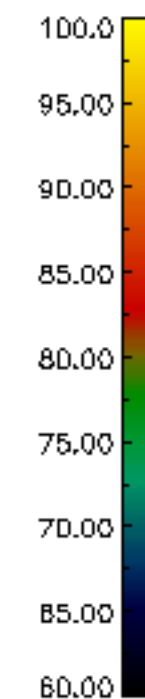
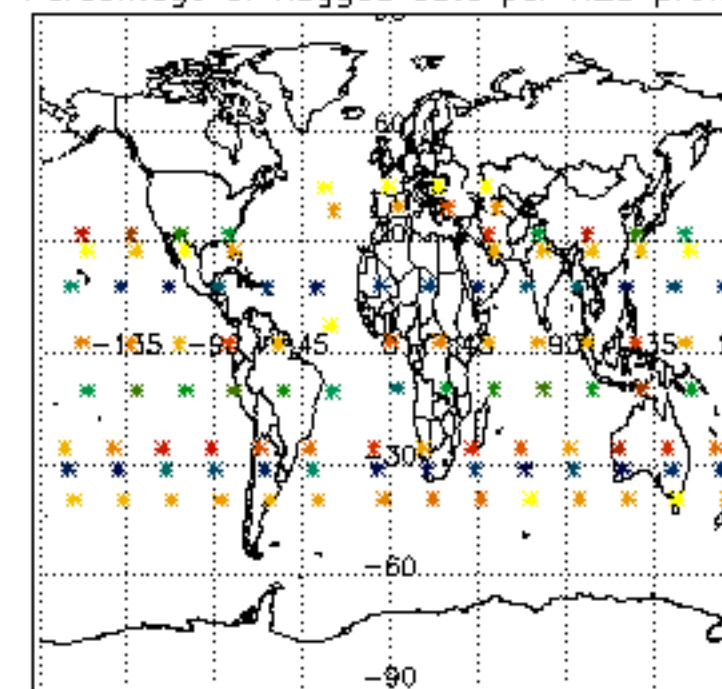
Type	Auxiliary Filename	Used since product	Used since product date
INST_PHYS_CHARACTERISTICS	GOM_INS_AXNIEC20050627_150440_20020301_000000_20100101_000000	1	12-NOV-2002 00:01:43
LEVEL-2_PROC_CONFIG	GOM_PR2_AXVIEC20091111_152718_20020301_000000_20500101_000000	1	12-NOV-2002 00:01:43
CROSS_SECTIONS_FILE	GOM_CRS_AXVIEC20091111_154832_20020301_000000_20500101_000000	1	12-NOV-2002 00:01:43



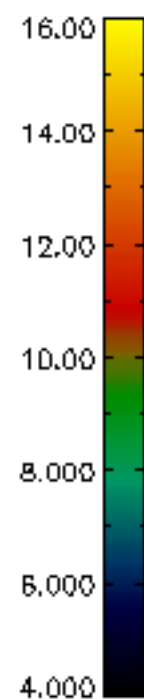
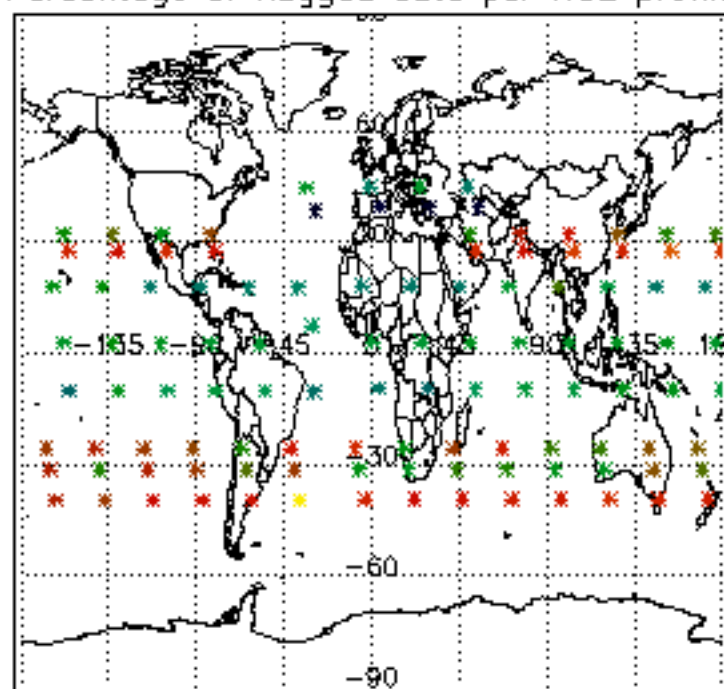
Percentage of flagged data per D3 profile



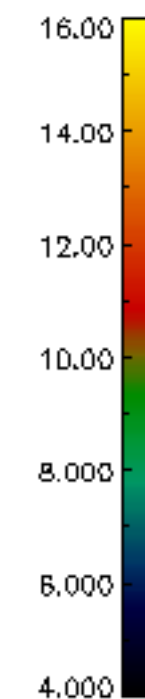
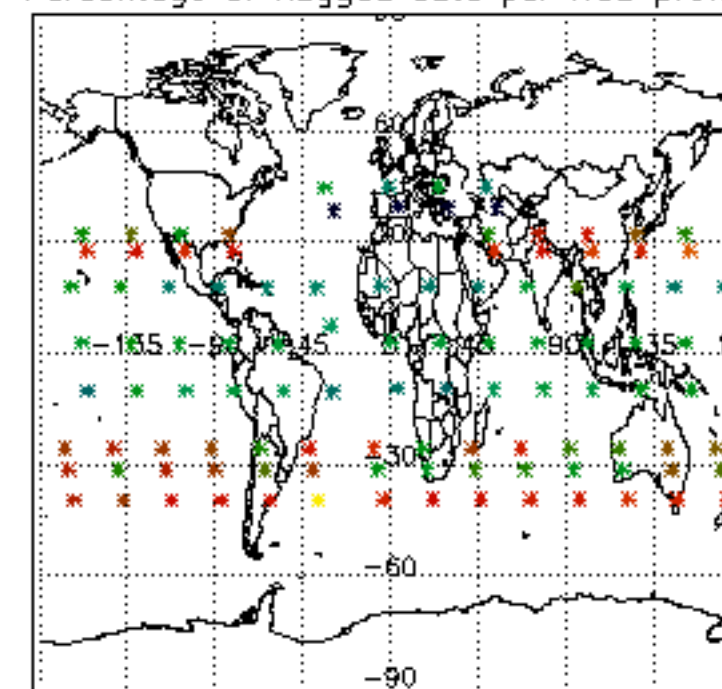
Percentage of flagged data per H2O profile

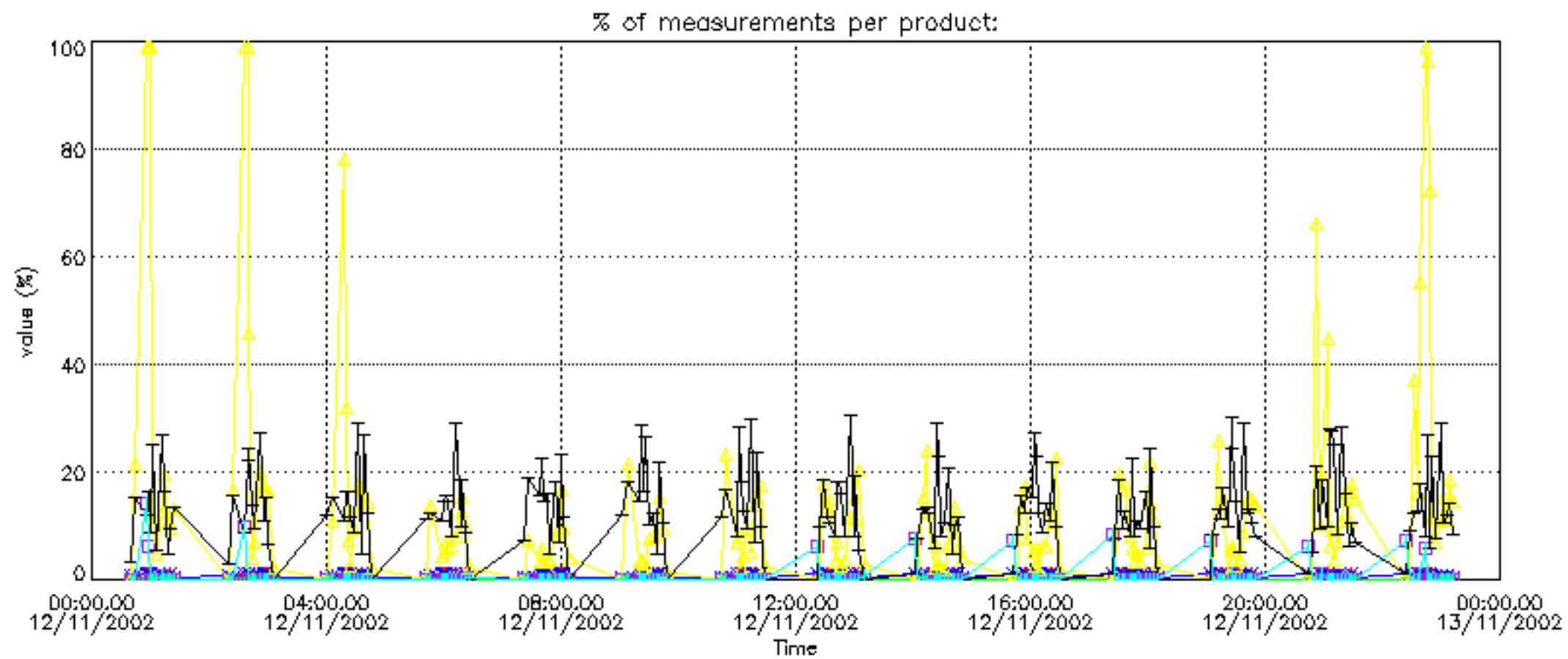


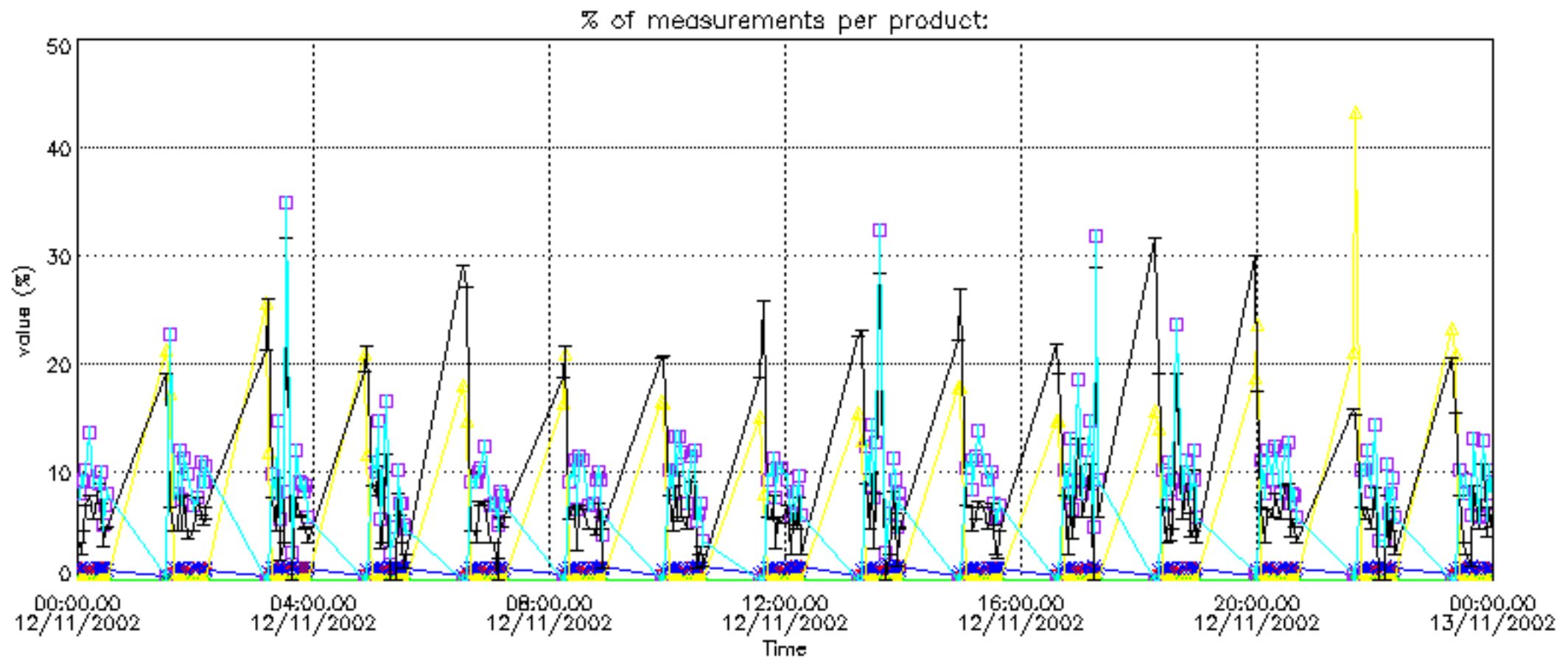
Percentage of flagged data per NO2 profile



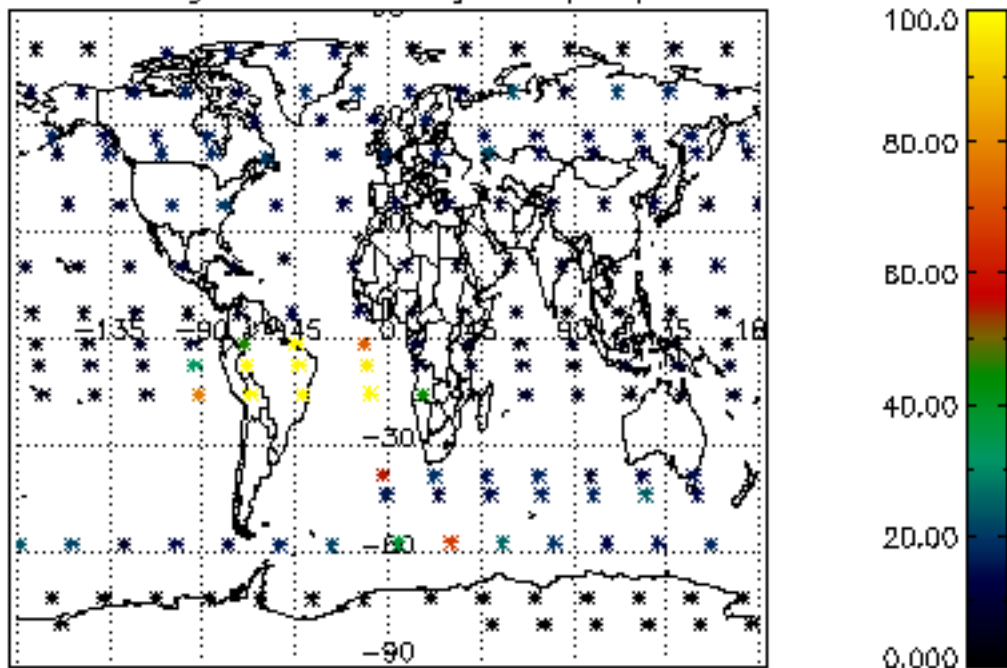
Percentage of flagged data per NO3 profile



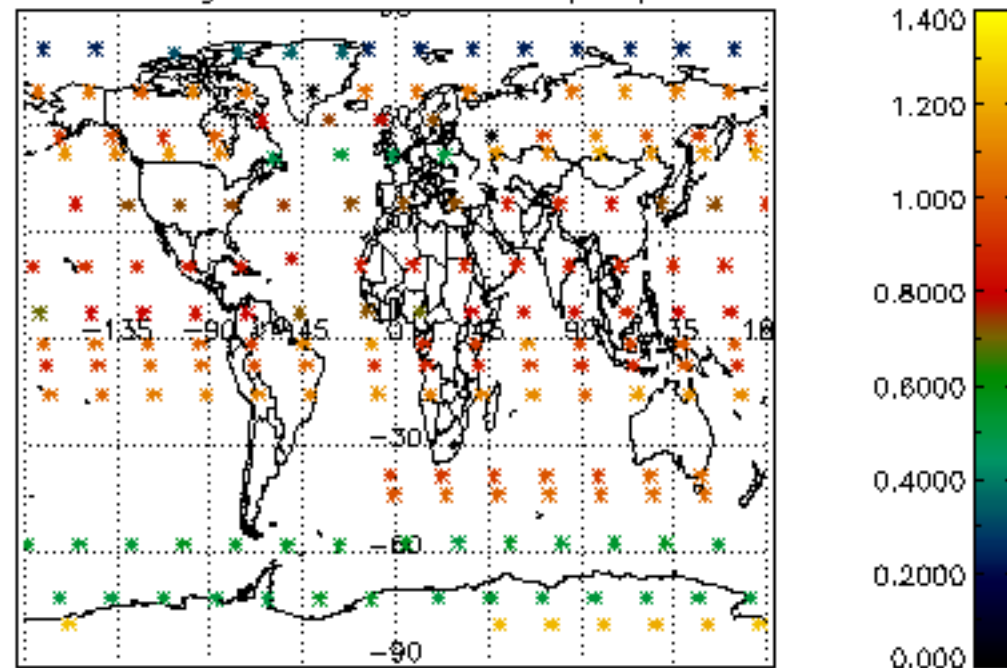




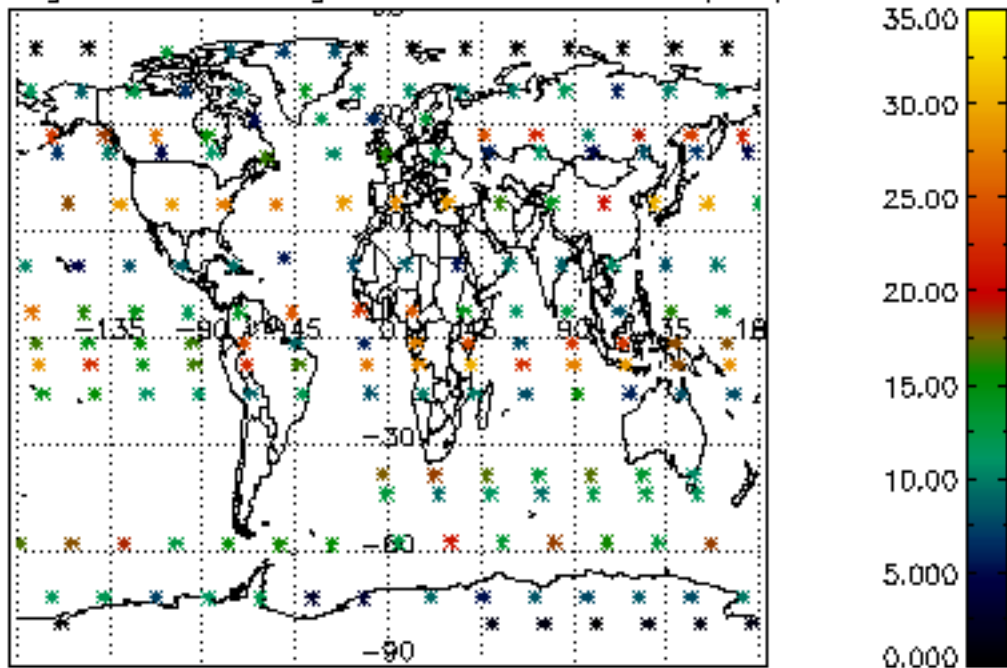
Percentage of cosmic ray hits per profile



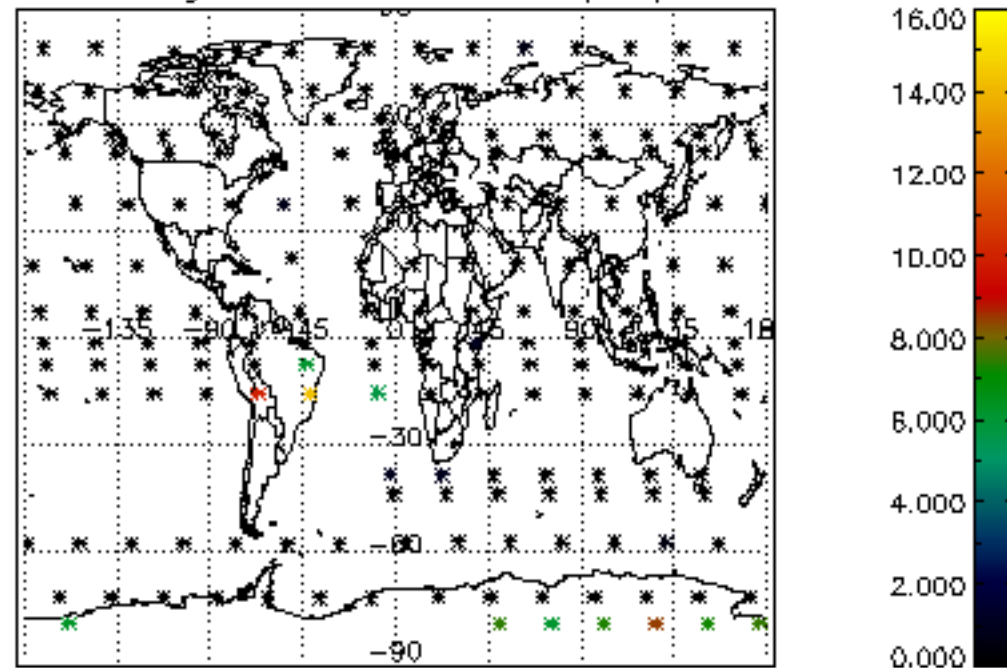
Percentage of datation errors per profile



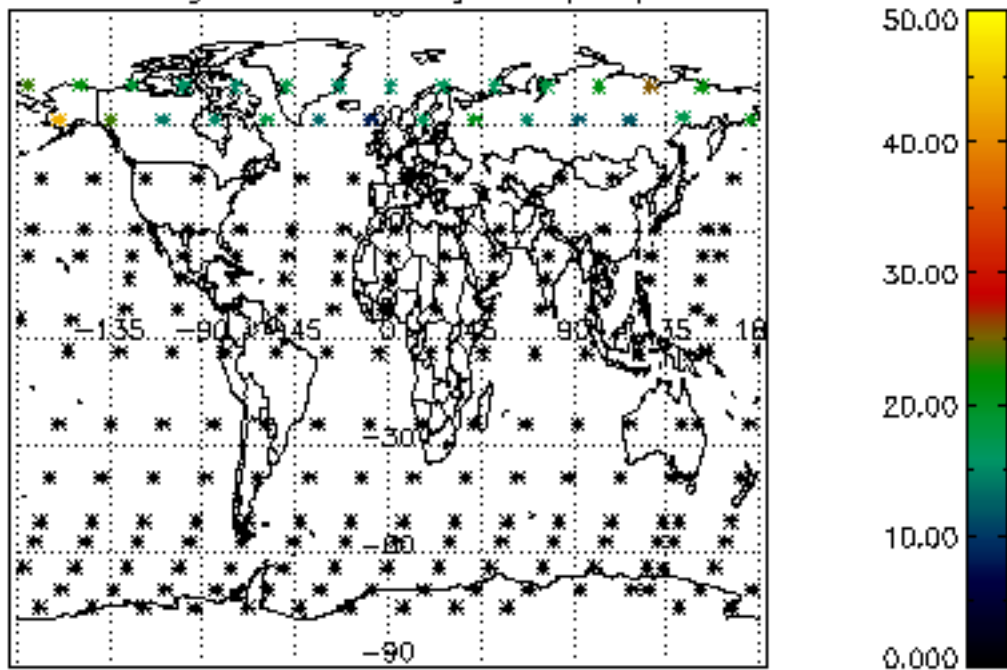
Percentage of star falling outside central band per profile



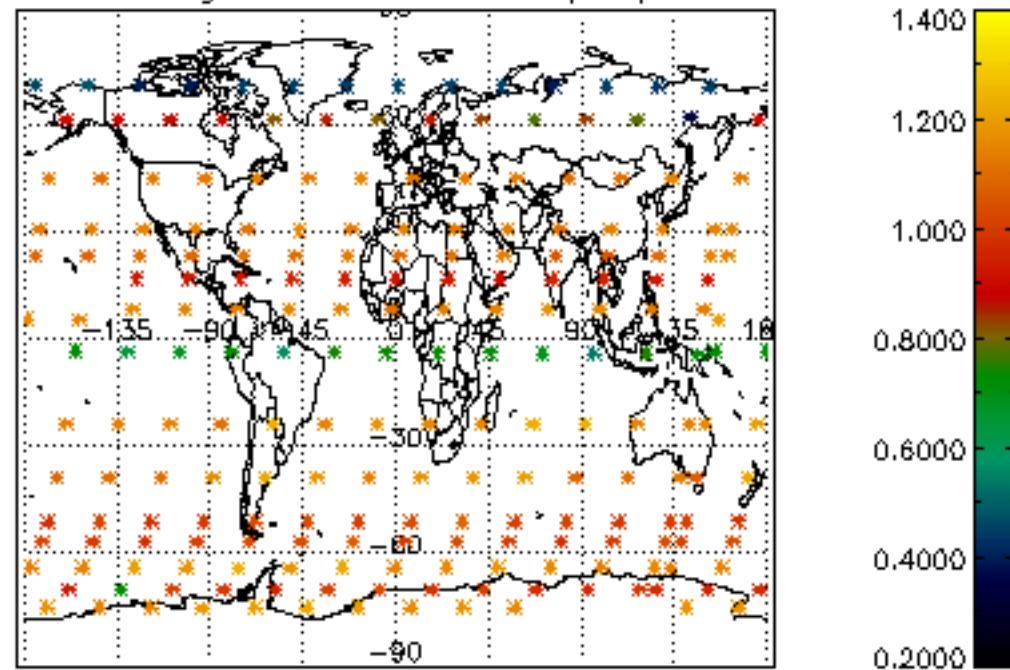
Percentage of saturation errors per profile



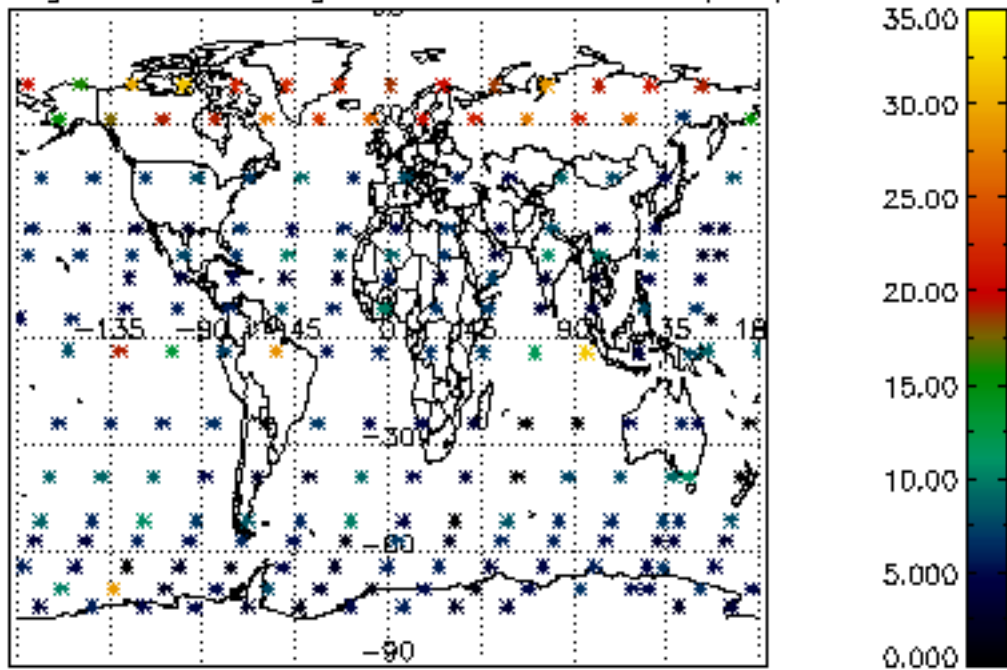
Percentage of cosmic ray hits per profile



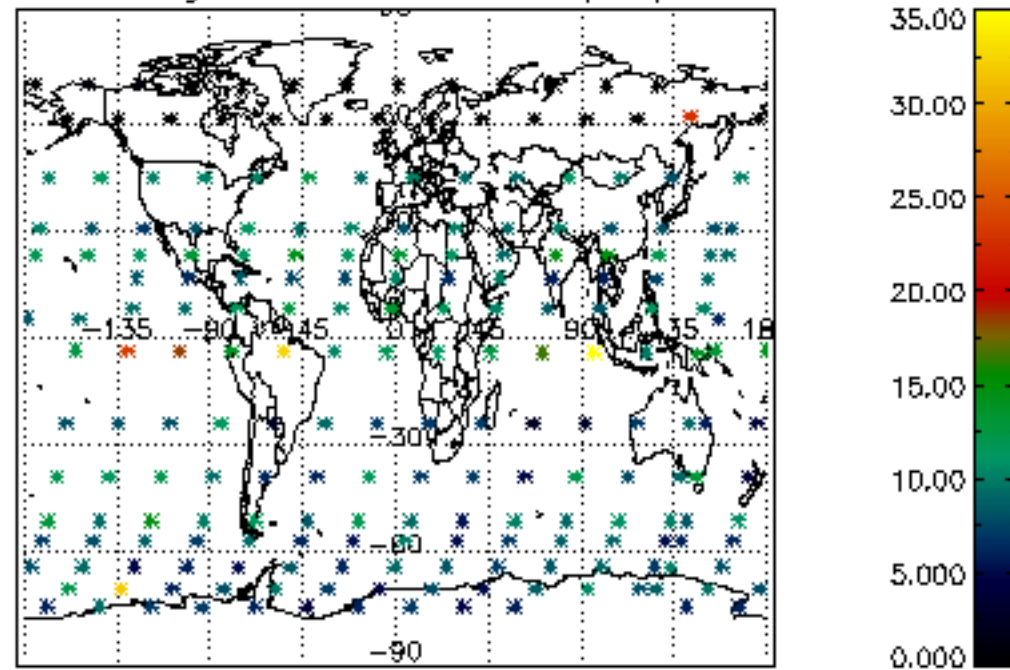
Percentage of datation errors per profile

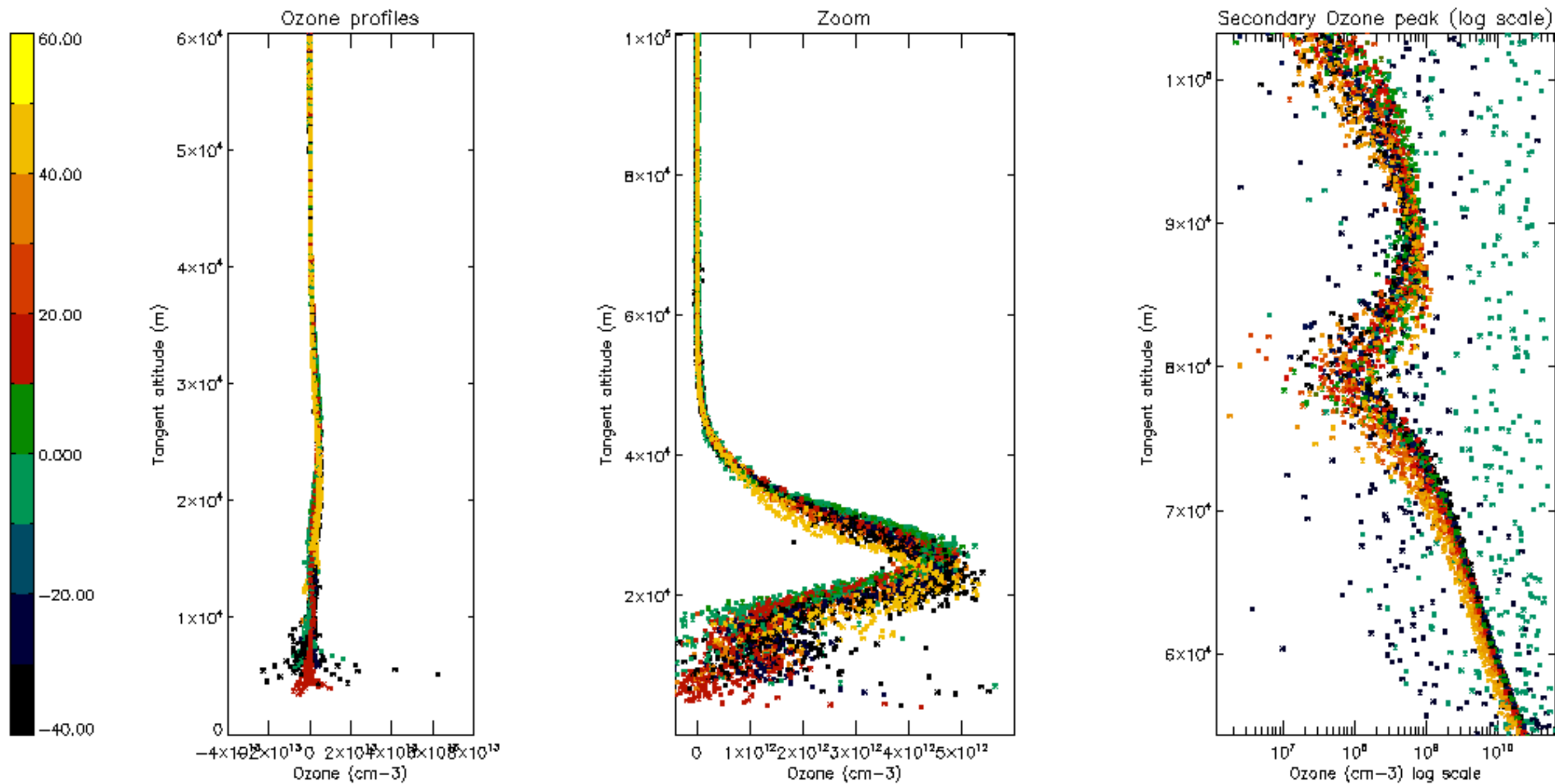


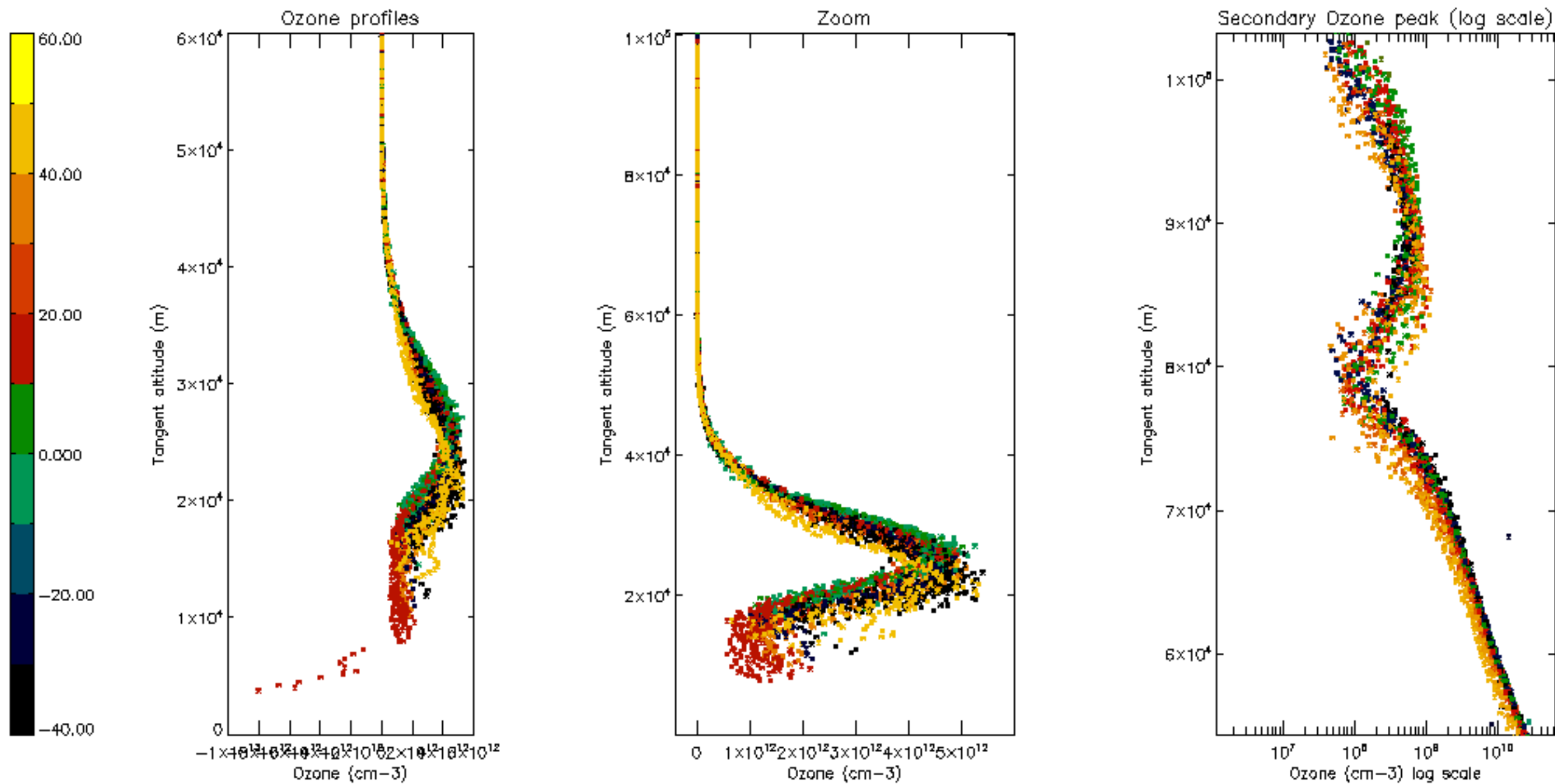
Percentage of star falling outside central band per profile

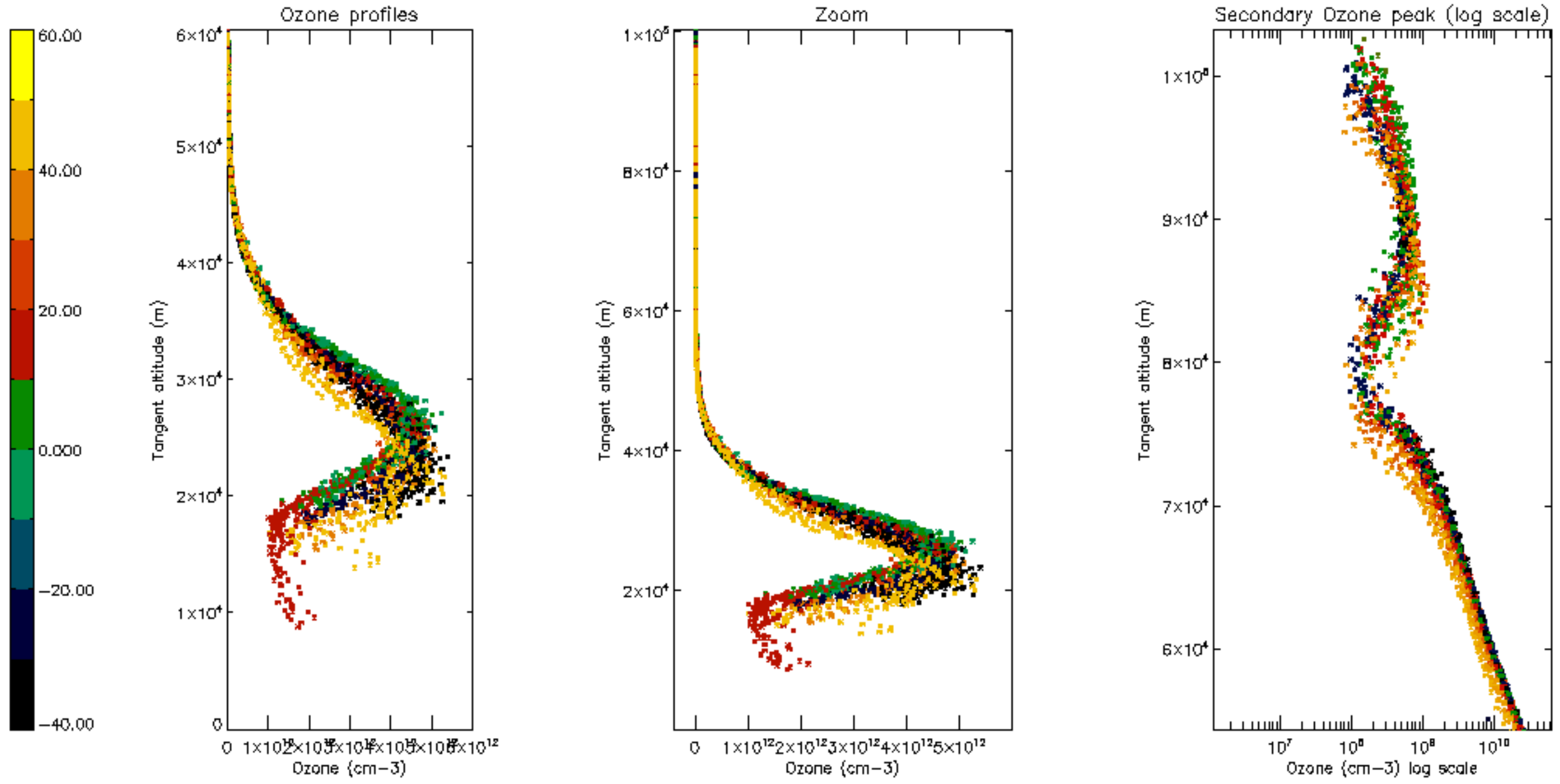


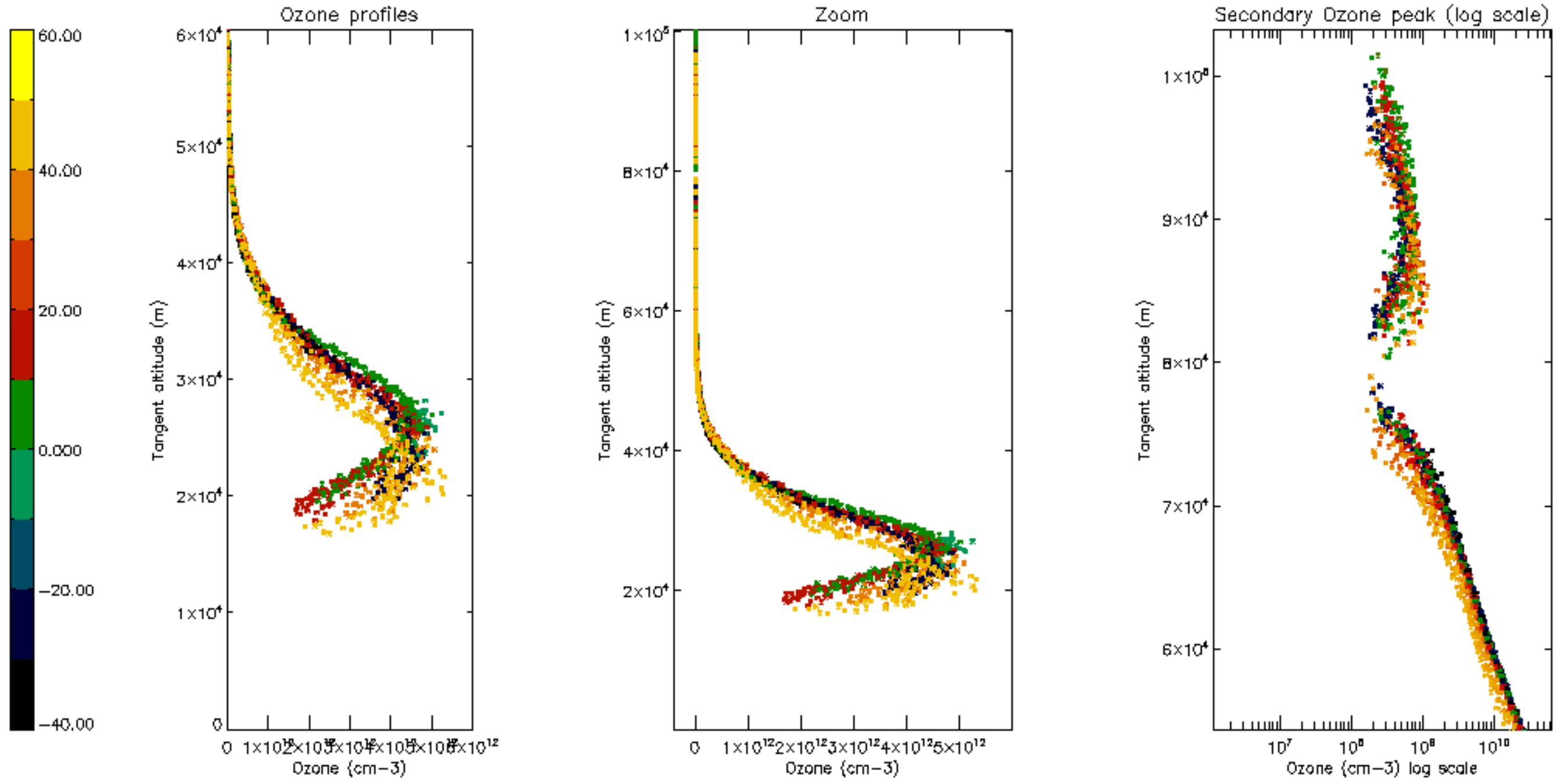
Percentage of saturation errors per profile

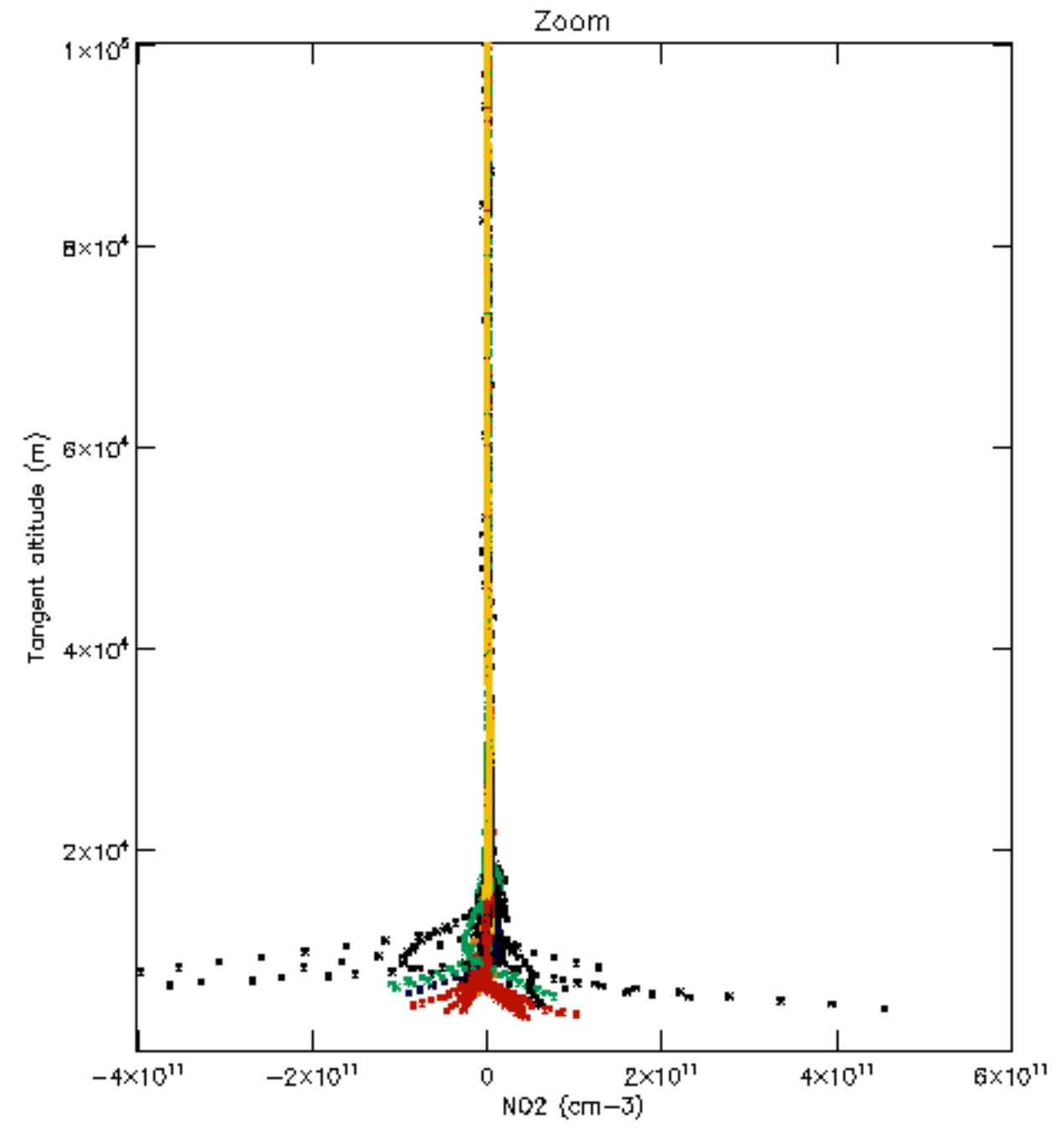
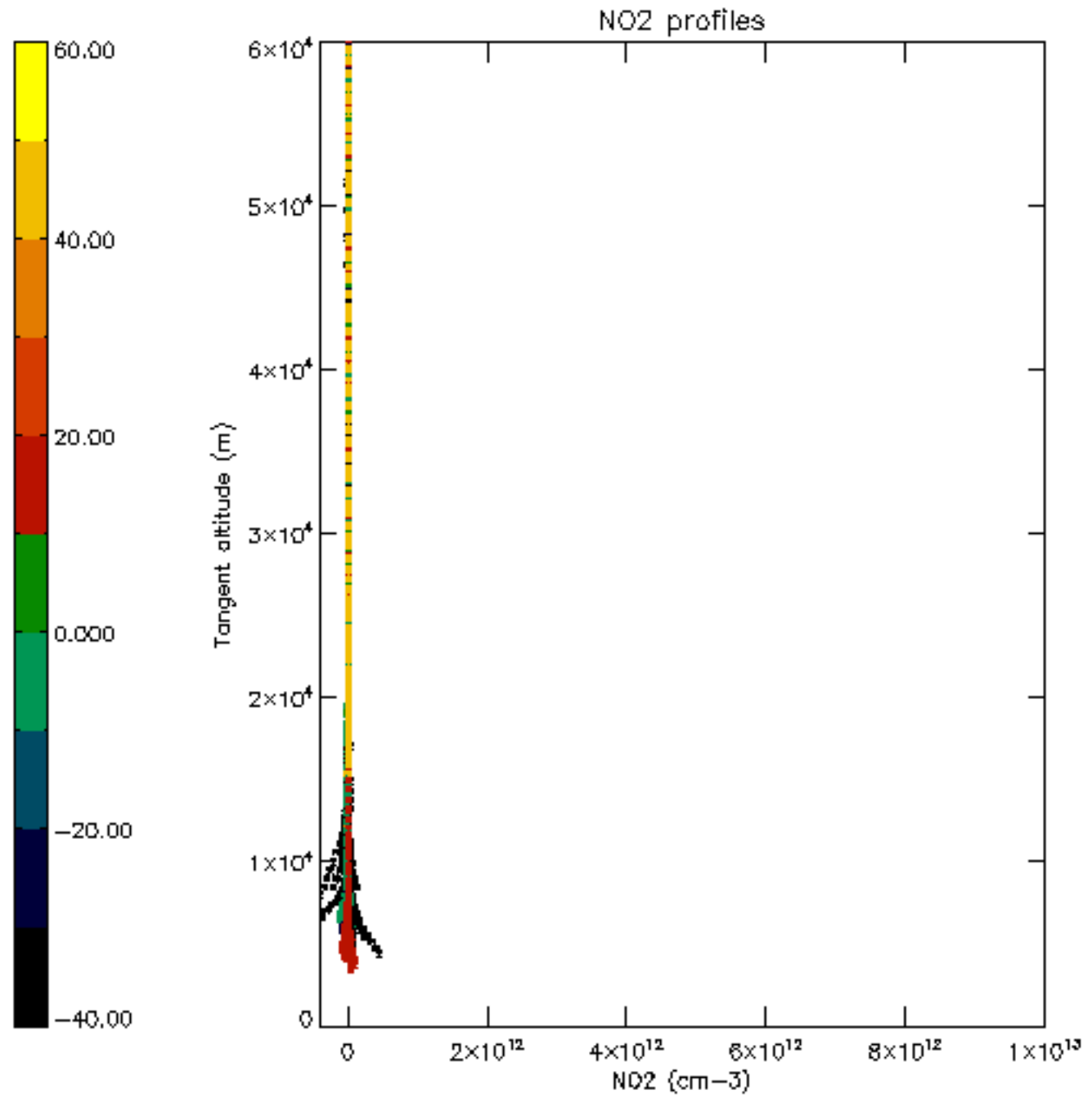


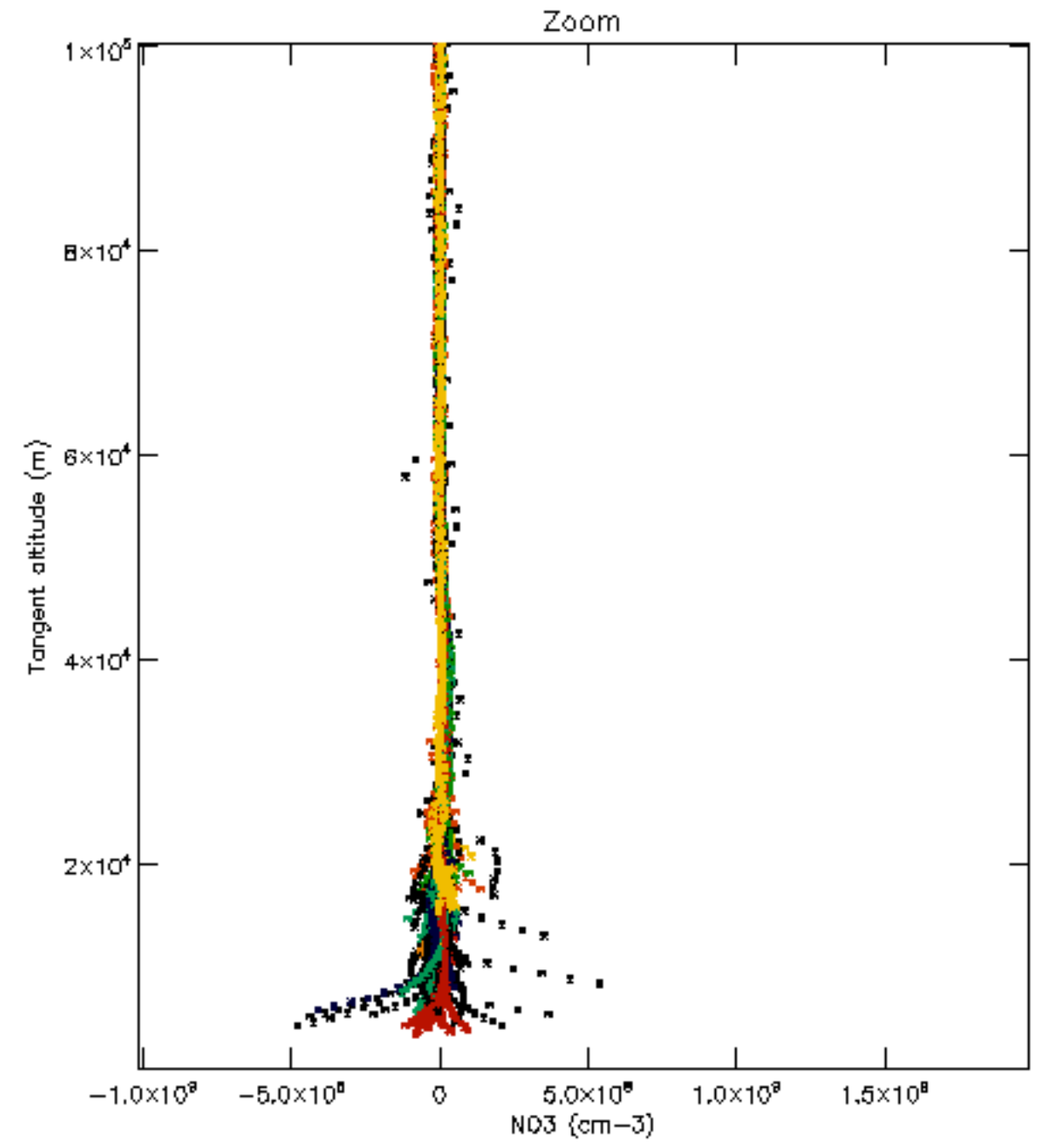
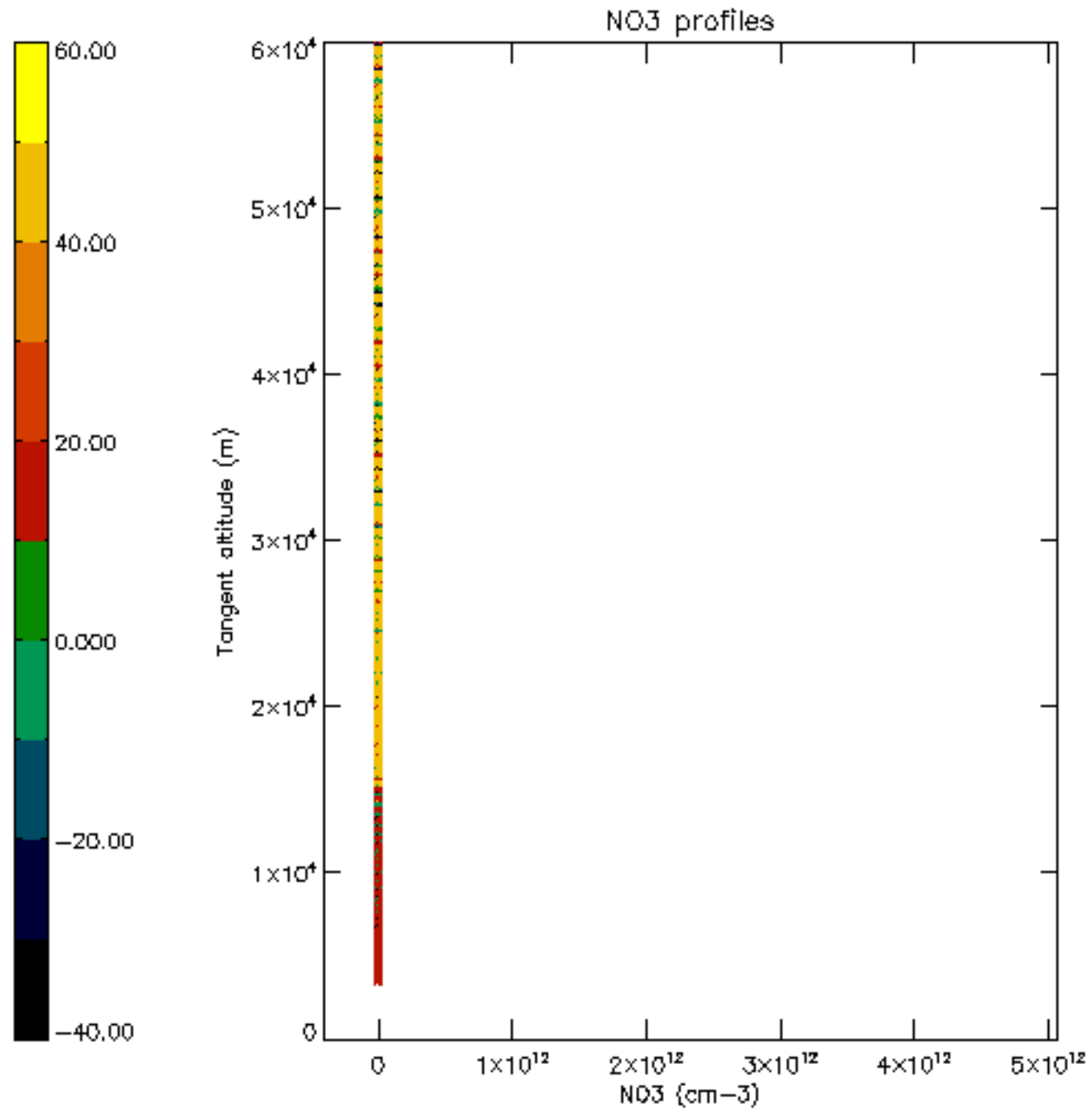


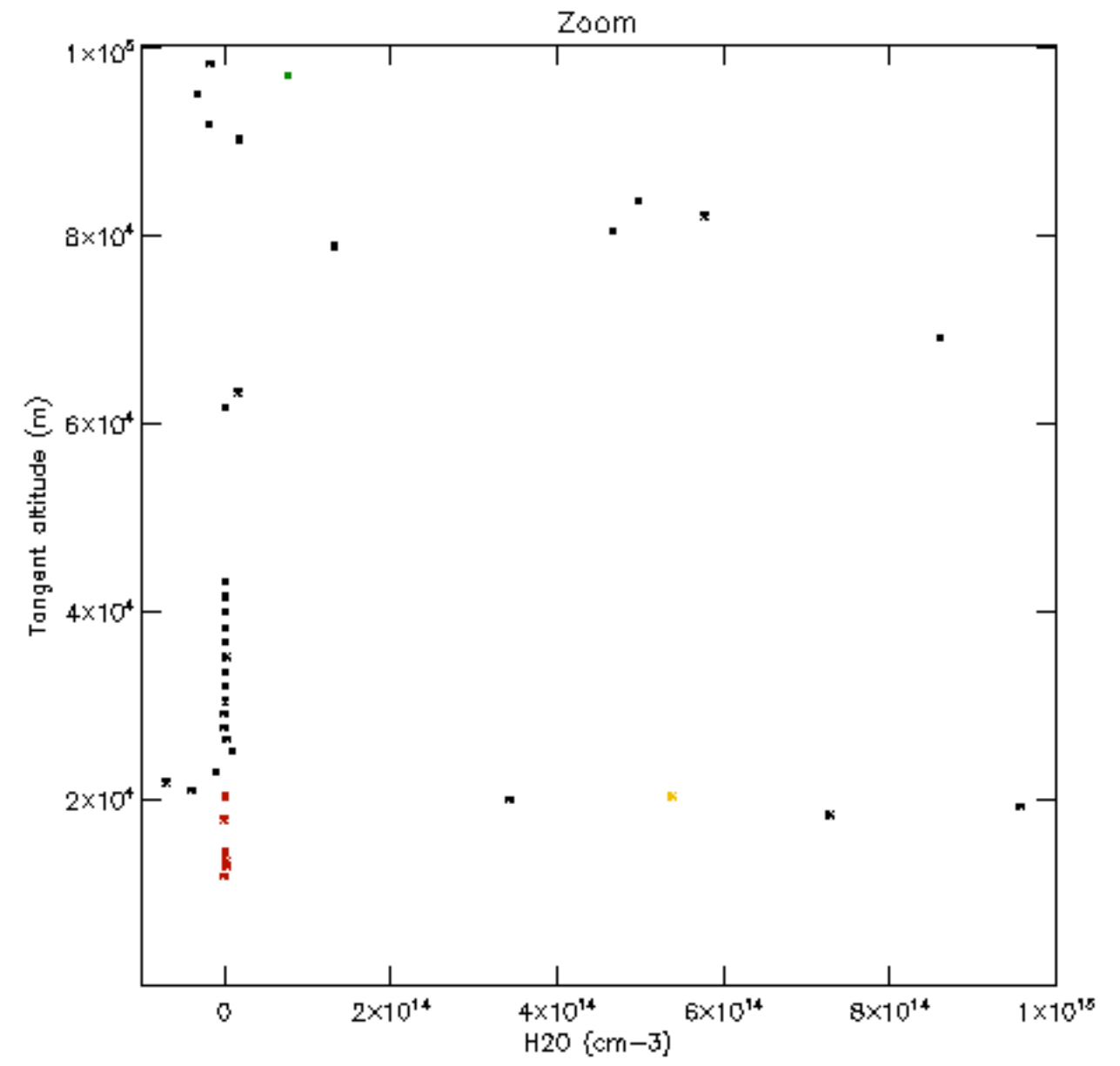
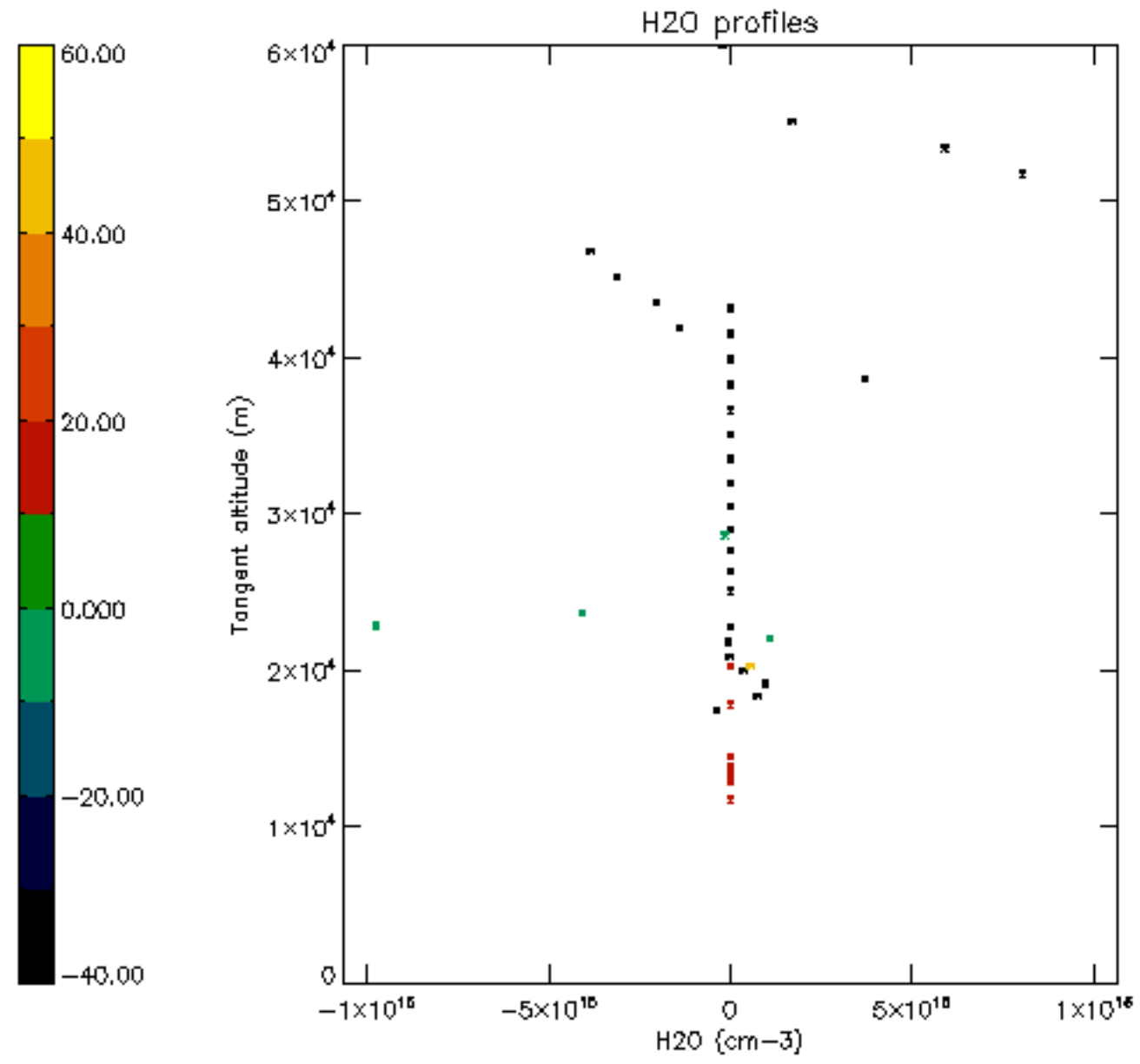


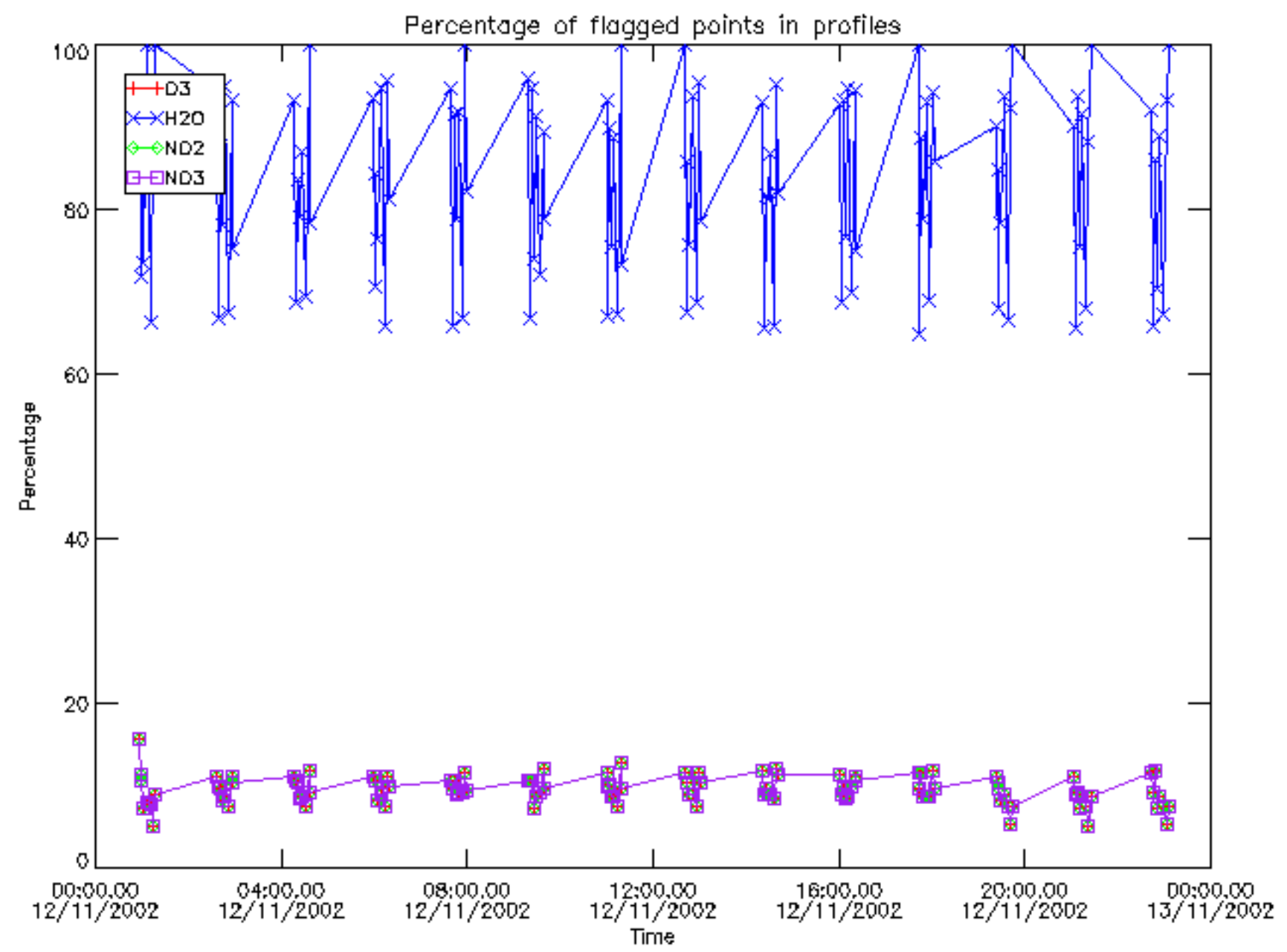




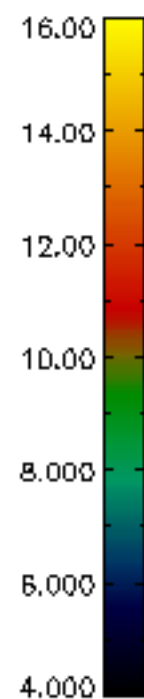
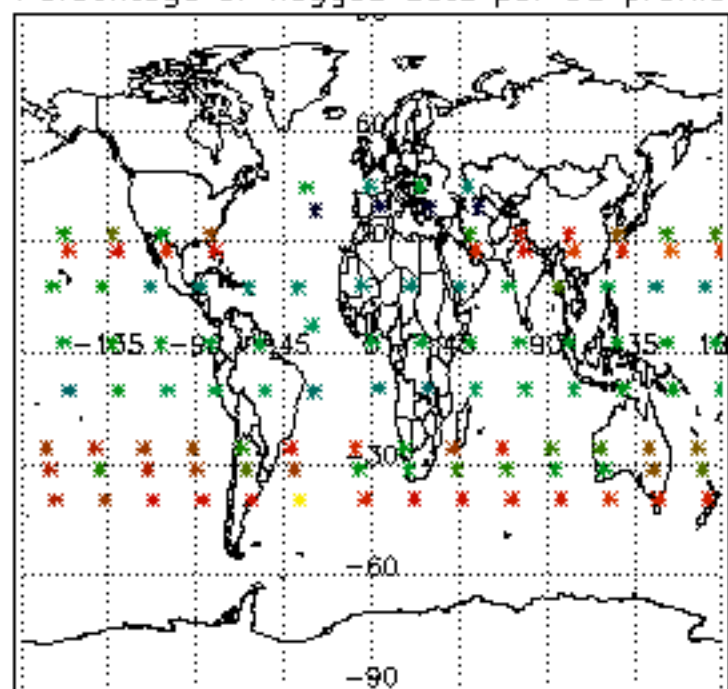




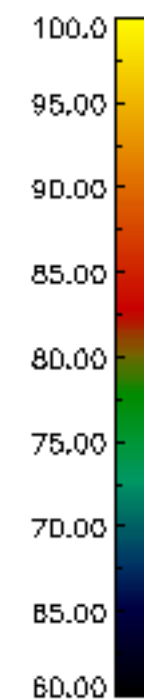
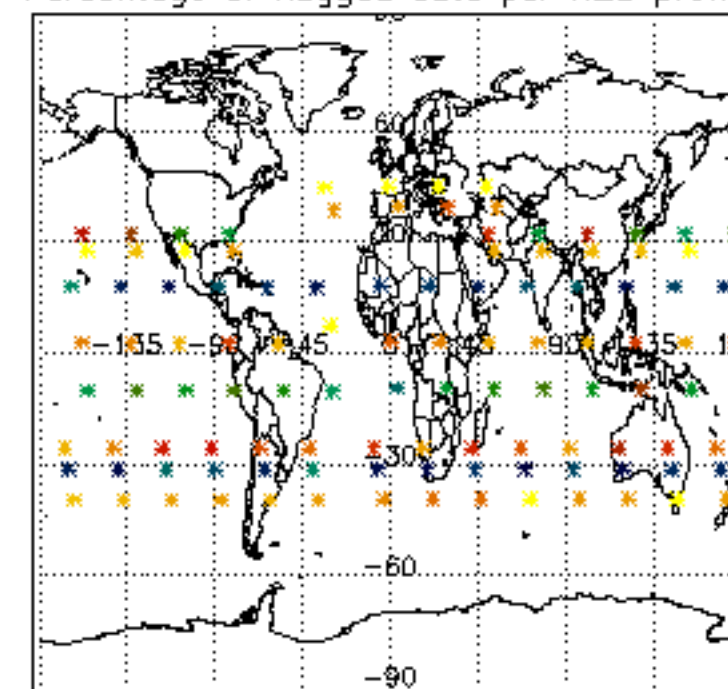




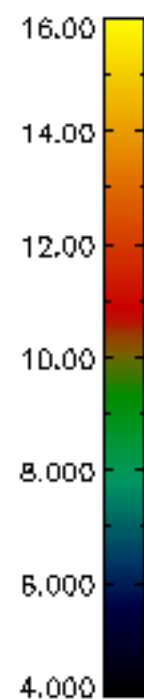
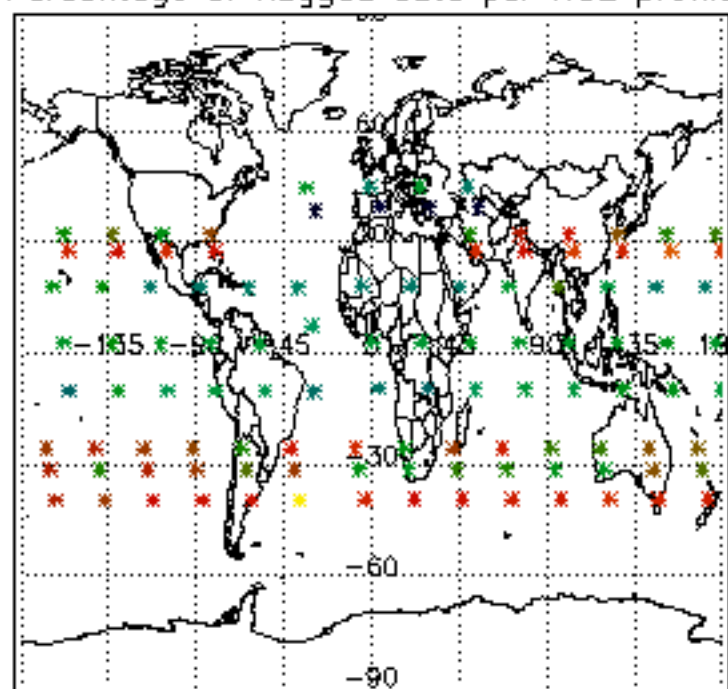
Percentage of flagged data per D3 profile



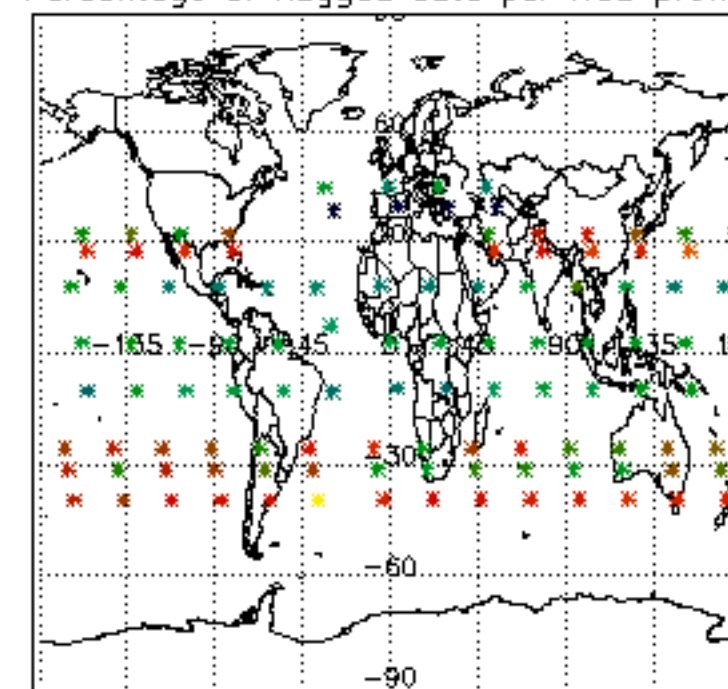
Percentage of flagged data per H2O profile

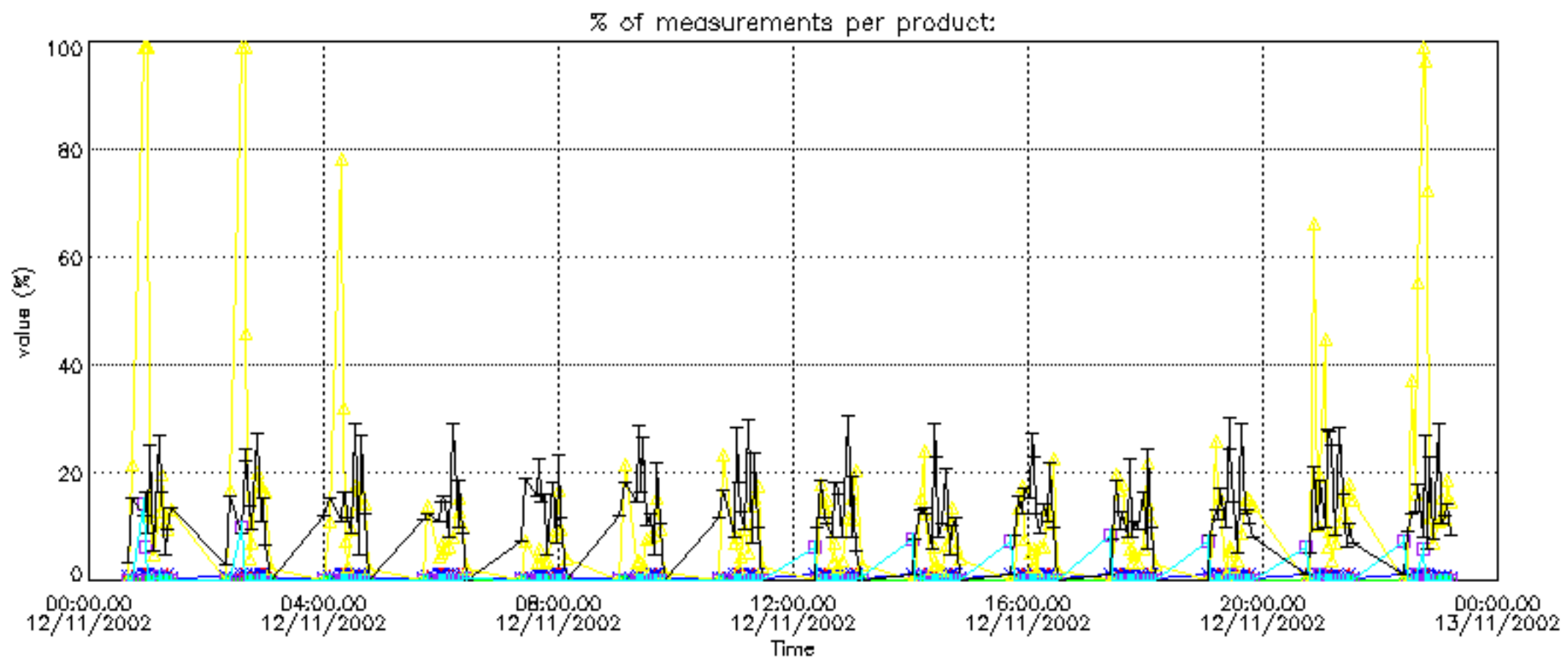


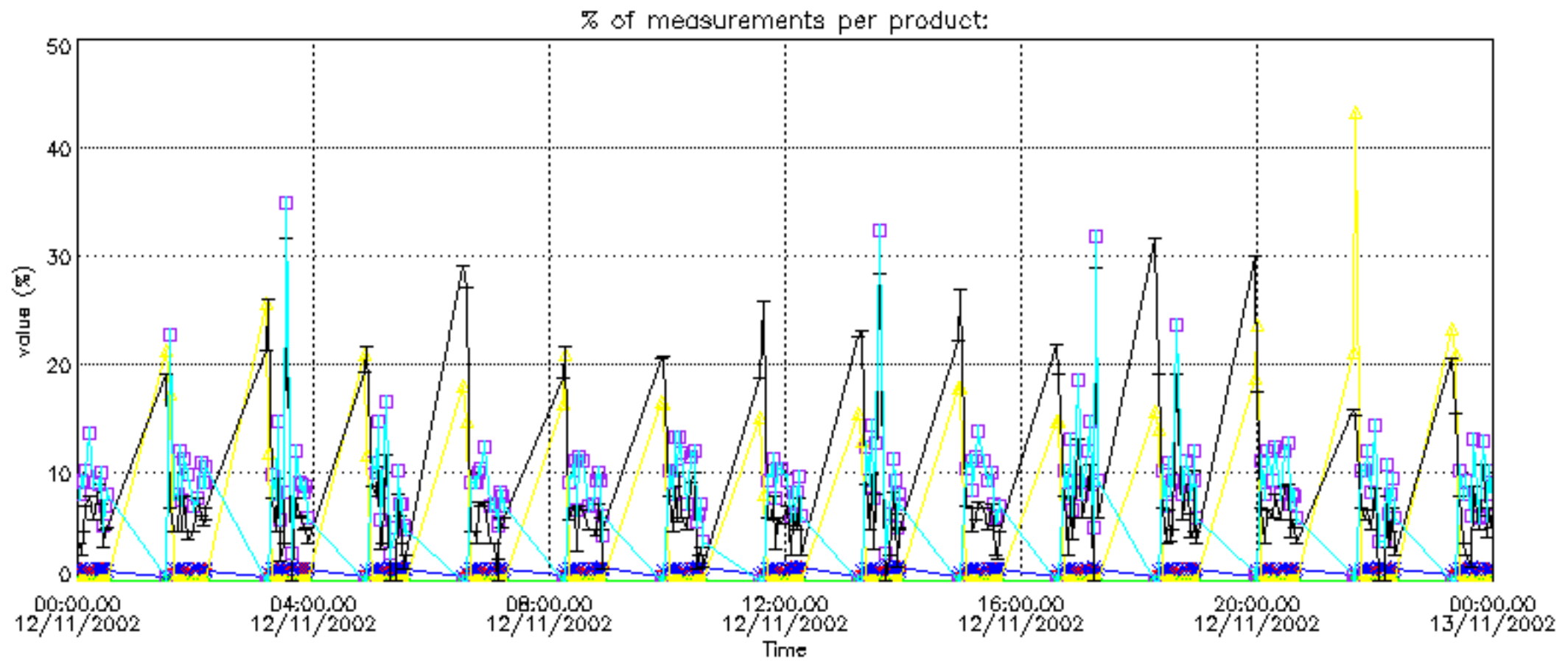
Percentage of flagged data per NO2 profile



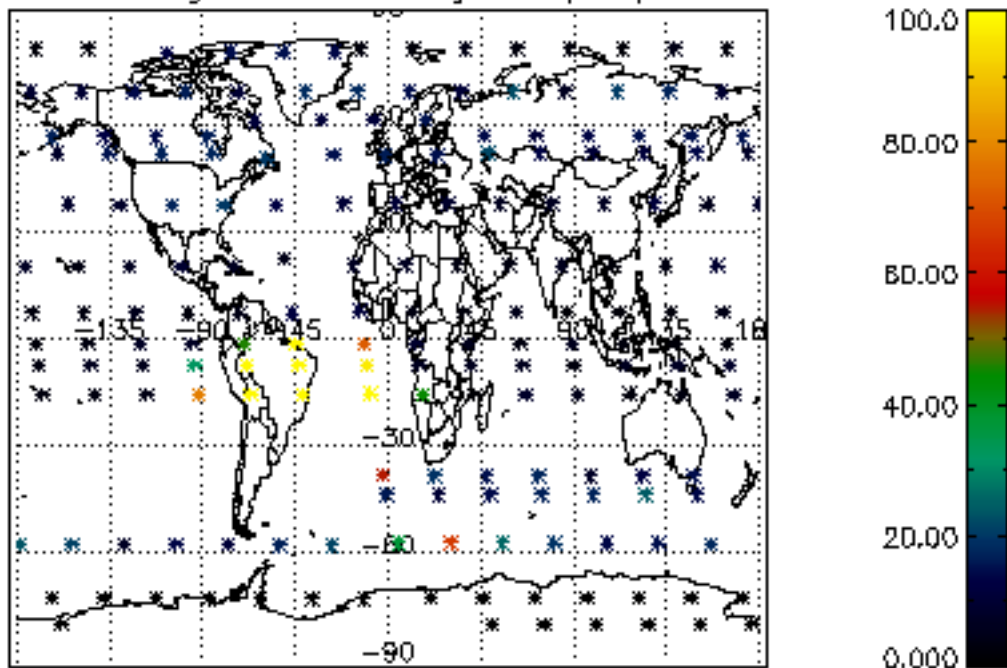
Percentage of flagged data per NO3 profile



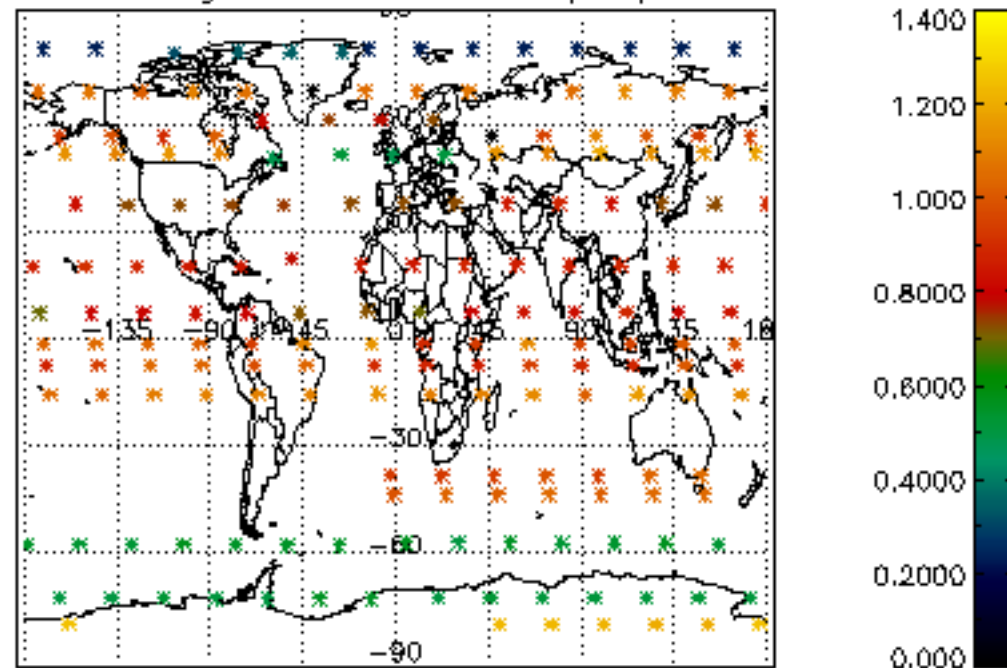




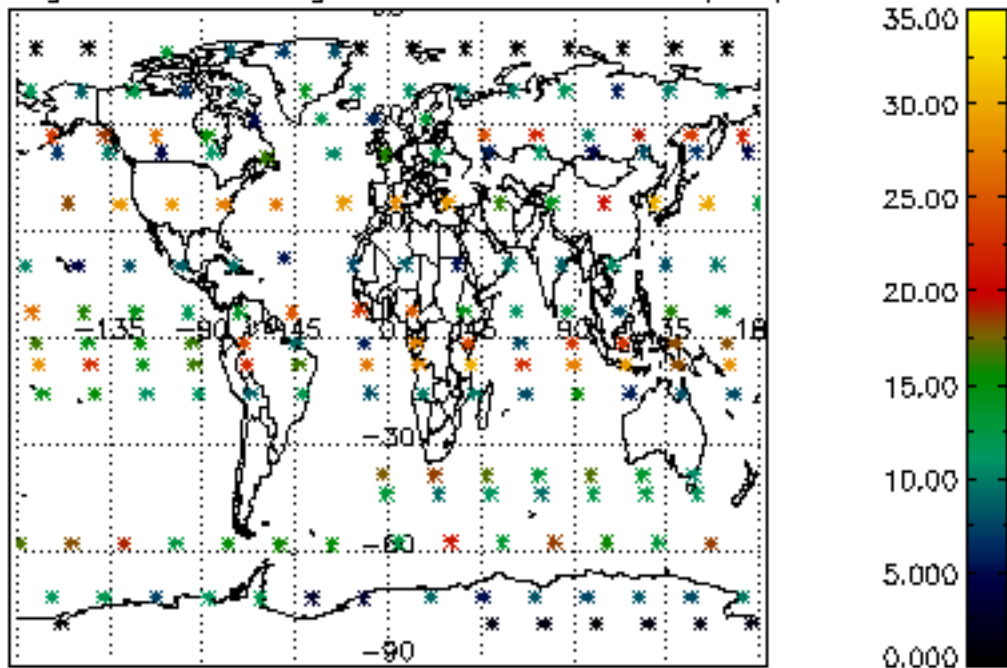
Percentage of cosmic ray hits per profile



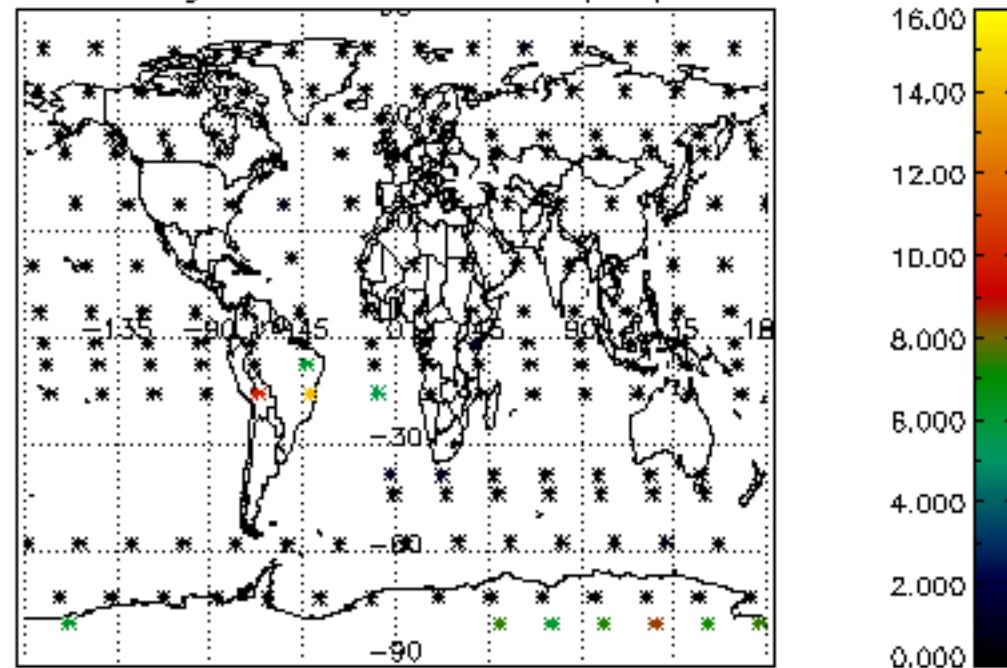
Percentage of datation errors per profile



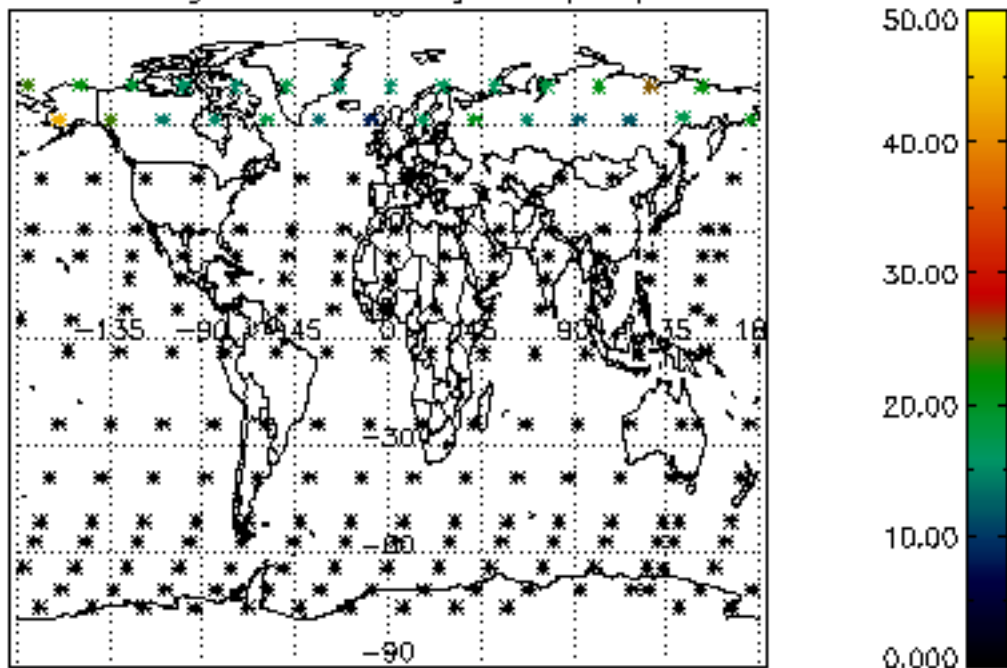
Percentage of star falling outside central band per profile



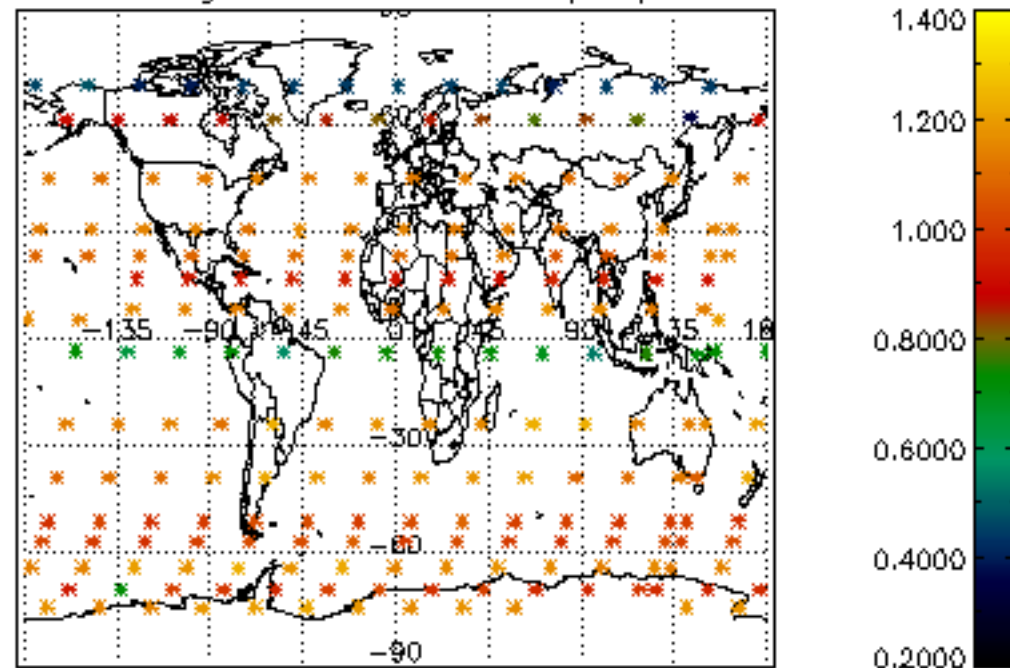
Percentage of saturation errors per profile



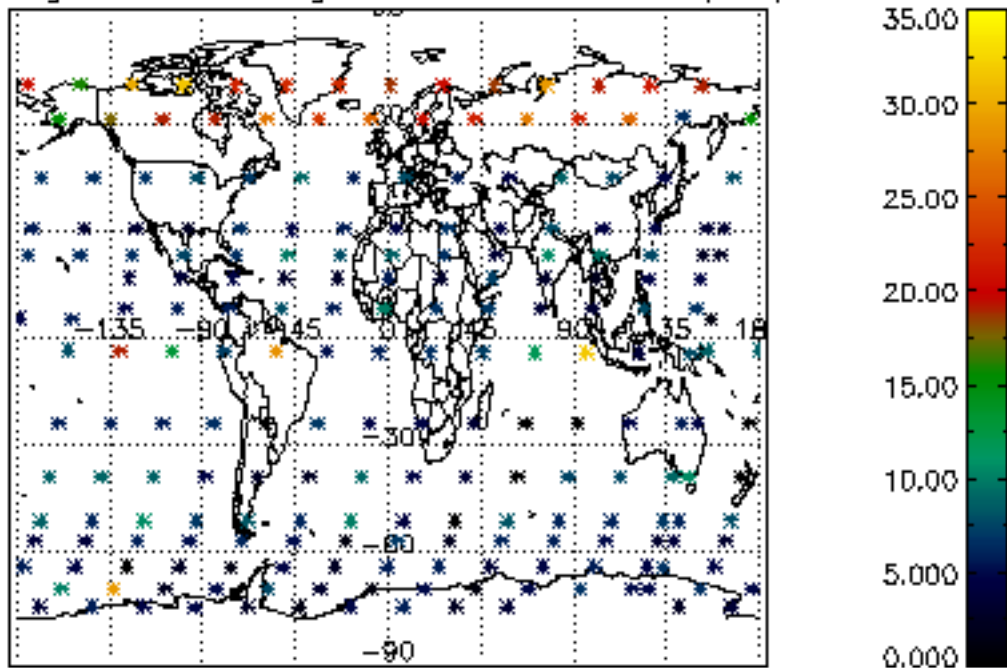
Percentage of cosmic ray hits per profile



Percentage of datation errors per profile



Percentage of star falling outside central band per profile



Percentage of saturation errors per profile

