

GOMOS Level 2 Daily Report

SUMMARY

[1. General Info](#)

[2. Summary of processed GOM_NL_2P products](#)

[3. Level 2 Quality information per product](#)

[3.1 Plot of level 2 quality information per product \(time dependant\)](#)

[3.2 Plot of level 2 quality information per product \(world map\)](#)

[4. Level 1 Quality information per product \(stored on level 2 products\)](#)

[4.1 Plot of level 1 quality information per product \(time dependant\)](#)

[4.1.1 Plot of level 1 quality information per product \(time dependant\): ASCENDING](#)

[4.1.2 Plot of level 1 quality information per product \(time dependant\): DESCENDING](#)

[4.2 Plot of level 1 quality information per product \(world map\)](#)

[4.2.1 Plot of level 1 quality information per product \(world map\): ASCENDING](#)

[4.2.2 Plot of level 1 quality information per product \(world map\): DESCENDING](#)

[5. Ozone profiles based on quality statistics and other trace gas profiles](#)

[5.1 Ozone statistics based on quality of products](#)

[5.2 Plot ozone profiles for all STD \(dark without errors\)](#)

[5.3 Plot ozone profiles where STD < 20% \(dark without errors\)](#)

[5.4. Plot ozone profiles where STD < 10% \(dark without errors\)](#)

[5.5. Plot ozone profiles where STD < 5% \(dark without errors\)](#)

[5.6 Plot NO2 profiles for all STD \(dark without errors\)](#)

[5.7 Plot NO3 profiles for all STD \(dark without errors\)](#)

[5.8 Plot H2O profiles \(only for occultations of stars 1,2,3,4,13,14,16,26,63 dark without errors\) for all STD](#)

[6. Auxiliary Data Files used for the production reported in section 2](#)

This report presents the daily analysis on parameters extracted from GOMOS level 2 data (GOM_NL__2P). It is intended to monitor some important parameters that will impact the quality of these products. A list of level 2 products (and content) that have arrived during the reporting day to the PCF is also given.

Item	Value
Time of report generation	17APR2013 20:02:42
Data source version	GOMOS/6.01
Start time of products	09-11-2002 (09NOV2002 00:00:00)
Stop time of products	10-11-2002 (10NOV2002 00:00:00)
Store outputs in DB	Yes
Nb of level 2 prods	187
Nb of prods with errors	5

2. Summary of processed GOM_NL__2P products.

Nr	Filename	UTC Start time	Limb	Duration	Star Id	Star Name	Star Mag	Star Temp	Nb Meas	Orbit	Prod. error
1	GOM_NL__2PRFIN20021109_000023_00000572011_00059_03620_1499.N1	09-NOV-2002 00:00:23	Bright	56.500	149	45Eps Per	2.8880	30000.	113	3620	No
2	GOM_NL__2PRFIN20021109_000213_00000492011_00059_03620_1500.N1	09-NOV-2002 00:02:13	Bright	49.000	160	23Gam Per	2.9300	4700.0	98	3620	No
3	GOM_NL__2PRFIN20021109_000633_000000722011_00059_03620_1501.N1	09-NOV-2002 00:06:33	Bright	72.000	6	13Alp Aur	0.080000	3400.0	144	3620	No
4	GOM_NL__2PRFIN20021109_001111_000000452011_00059_03620_1502.N1	09-NOV-2002 00:11:11	Bright	45.000	49	1Alp UMi	1.9900	6300.0	90	3620	No
5	GOM_NL__2PRFIN20021109_001519_000000462011_00059_03620_1503.N1	09-NOV-2002 00:15:19	Bright	46.000	60	7Bet UMi	2.0810	3950.0	92	3620	No
6	GOM_NL__2PRFIN20021109_001906_000000482011_00059_03620_1504.N1	09-NOV-2002 00:19:06	Bright	47.500	36	50Alp UMa	1.8000	6300.0	95	3620	No
7	GOM_NL__2PRFIN20021109_002042_000000522011_00059_03620_1505.N1	09-NOV-2002 00:20:42	Bright	51.500	82	48Bet UMa	2.3650	10600.	103	3620	No
8	GOM_NL__2PRFIN20021109_002235_000000442011_00059_03620_1506.N1	09-NOV-2002 00:22:35	Bright	43.500	39	85Eta UMa	1.8540	24000.	87	3620	No
9	GOM_NL__2PRFIN20021109_002435_000000512011_00059_03620_1507.N1	09-NOV-2002 00:24:35	Bright	50.500	174	52Psi UMa	3.0040	4400.0	101	3620	No
10	GOM_NL__2PRFIN20021109_003330_000000842011_00059_03620_1508.N1	09-NOV-2002 00:33:30	Bright	84.000	166	17Eps Leo	2.9800	6000.0	168	3620	No
11	GOM_NL__2PRFIN20021109_003931_000001812011_00059_03620_1509.N1	09-NOV-2002 00:39:31	Dark	181.00	1015	Jupiter	0.0000	0.0000	362	3620	Yes
12	GOM_NL__2PRFIN20021109_004850_000001102011_00059_03620_1510.N1	09-NOV-2002 00:48:50	Dark	110.00	48	30Alp Hya	1.9770	4100.0	220	3620	No
13	GOM_NL__2PRFIN20021109_005241_000000582011_00059_03620_1511.N1	09-NOV-2002 00:52:41	Dark	57.500	26	Gam Cru	1.6240	2900.0	115	3620	No
14	GOM_NL__2PRFIN20021109_005420_000000482011_00059_03620_1512.N1	09-NOV-2002 00:54:20	Dark	47.500	12	Alp1Cru	0.77500	30000.	95	3620	No
15	GOM_NL__2PRFIN20021109_005647_000000492011_00060_03621_1509.N1	09-NOV-2002 00:56:47	Dark	49.000	91	Kap Vel	2.4900	26000.	98	3621	No
16	GOM_NL__2PRFIN20021109_010453_000000592011_00060_03621_1510.N1	09-NOV-2002 01:04:53	Dark	58.500	2	Alp Car	-0.73600	7000.0	117	3621	No
17	GOM_NL__2PRFIN20021109_010805_000001312011_00060_03621_1511.N1	09-NOV-2002 01:08:05	Dark	131.00	37	25Del CMa	1.8300	5900.0	262	3621	No
18	GOM_NL__2PRFIN20021109_011131_000000702011_00060_03621_1512.N1	09-NOV-2002 01:11:31	Dark	70.000	108	Alp Col	2.6520	15200.	140	3621	No
19	GOM_NL__2PRFIN20021109_011421_000000472011_00060_03621_1513.N1	09-NOV-2002 01:14:21	Straylight	47.000	157	The1Eri	2.9060	9300.0	94	3621	No
20	GOM_NL__2PRFIN20021109_011800_000001792011_00060_03621_1514.N1	09-NOV-2002 01:18:00	Straylight	179.00	47	2Bet CMa	1.9760	28000.	358	3621	No
21	GOM_NL__2PRFIN20021109_012522_000001442011_00060_03621_1515.N1	09-NOV-2002 01:25:22	Twilight_stray	144.00	7	19Bet Ori	0.10000	14000.	288	3621	No
22	GOM_NL__2PRFIN20021109_013228_000000452011_00060_03621_1516.N1	09-NOV-2002 01:32:28	Bright	45.000	105	6Bet Ari	2.6450	8900.0	90	3621	No
23	GOM_NL__2PRFIN20021109_013544_000000452011_00060_03621_1517.N1	09-NOV-2002 01:35:44	Bright	44.500	58	21Alp And	2.0730	11000.	89	3621	No
24	GOM_NL__2PRFIN20021109_013842_000000452011_00060_03621_1518.N1	09-NOV-2002 01:38:42	Bright	45.000	73	57Gam1And	2.2600	13100.	90	3621	No
25	GOM_NL__2PRFIN20021109_014059_000000552011_00060_03621_1519.N1	09-NOV-2002 01:40:59	Bright	54.500	149	45Eps Per	2.8880	30000.	109	3621	No
26	GOM_NL__2PRFIN20021109_014250_000000492011_00060_03621_1520.N1	09-NOV-2002 01:42:50	Bright	48.500	160	23Gam Per	2.9300	4700.0	97	3621	No
27	GOM_NL__2PRFIN20021109_014708_000000702011_00060_03621_1521.N1	09-NOV-2002 01:47:08	Bright	70.000	6	13Alp Aur	0.080000	3400.0	140	3621	No
28	GOM_NL__2PRFIN20021109_015148_000000442011_00060_03621_1522.N1	09-NOV-2002 01:51:48	Bright	43.500	49	1Alp UMi	1.9900	6300.0	87	3621	No
29	GOM_NL__2PRFIN20021109_015556_000000442011_00060_03621_1523.N1	09-NOV-2002 01:55:56	Bright	44.000	60	7Bet UMi	2.0810	3950.0	88	3621	No
30	GOM_NL__2PRFIN20021109_015942_000000482011_00060_03621_1524.N1	09-NOV-2002 01:59:42	Bright	48.000	36	50Alp UMa	1.8000	6300.0	96	3621	No
31	GOM_NL__2PRFIN20021109_020120_000000492011_00060_03621_1525.N1	09-NOV-2002 02:01:20	Bright	49.000	82	48Bet UMa	2.3650	10600.	98	3621	No
32	GOM_NL__2PRFIN20021109_020311_000000432011_00060_03621_1526.N1	09-NOV-2002 02:03:11	Bright	42.500	39	85Eta UMa	1.8540	24000.	85	3621	No
33	GOM_NL__2PRFIN20021109_020511_000000522011_00060_03621_1527.N1	09-NOV-2002 02:05:11	Bright	52.000	174	52Psi UMa	3.0040	4400.0	104	3621	No
34	GOM_NL__2PRFIN20021109_021406_000000862011_00060_03621_1528.N1	09-NOV-2002 02:14:06	Bright	86.000	166	17Eps Leo	2.9800	6000.0	172	3621	No
35	GOM_NL__2PRFIN20021109_022008_000001502011_00060_03621_1529.N1	09-NOV-2002 02:20:08	Dark	150.00	1015	Jupiter	0.0000	0.0000	300	3621	Yes
36	GOM_NL__2PRFIN20021109_022928_000001102011_00060_03621_1530.N1	09-NOV-2002 02:29:28	Dark	110.00	48	30Alp Hya	1.9770	4100.0	220	3621	No
37	GOM_NL__2PRFIN20021109_023317_000000482011_00060_03621_1531.N1	09-NOV-2002 02:33:17	Dark	47.500	26	Gam Cru	1.6240	2900.0	95	3621	No
38	GOM_NL__2PRFIN20021109_023456_000000442011_00060_03621_1532.N1	09-NOV-2002 02:34:56	Dark	43.500	12	Alp1Cru	0.77500	30000.	87	3621	No
39	GOM_NL__2PRFIN20021109_023724_000000472011_00061_03622_1510.N1	09-NOV-2002 02:37:24	Dark	47.000	91	Kap Vel	2.4900	26000.	94	3622	No
40	GOM_NL__2PRFIN20021109_024529_000000702011_00061_03622_1511.N1	09-NOV-2002 02:45:29	Dark	70.000	2	Alp Car	-0.73600	7000.0	140	3622	No
41	GOM_NL__2PRFIN20021109_024842_000001222011_00061_03622_1512.N1	09-NOV-2002 02:48:42	Dark	122.00	37	25Del CMa	1.8300	5900.0	244	3622	No
42	GOM_NL__2PRFIN20021109_025208_000000672011_00061_03622_1513.N1	09-NOV-2002 02:52:08	Dark	67.000	108	Alp Col	2.6520	15200.	134	3622	No

43	GOM_NL__2PRFIN20021109_025457_000000492011_00061_03622_1514.N1	09-NOV-2002 02:54:57	Straylight	48.500	157	The1Eri	2.9060	9300.0	97	3622	No
44	GOM_NL__2PRFIN20021109_025837_000001892011_00061_03622_1515.N1	09-NOV-2002 02:58:37	Straylight	189.00	47	2Bet CMa	1.9760	28000.	378	3622	No
45	GOM_NL__2PRFIN20021109_030558_000001402011_00061_03622_1516.N1	09-NOV-2002 03:05:58	Tw_i_and_stray	139.50	7	19Bet Ori	0.10000	14000.	279	3622	No
46	GOM_NL__2PRFIN20021109_031304_000000462011_00061_03622_1517.N1	09-NOV-2002 03:13:04	Bright	45.500	105	6Bet Ari	2.6450	8900.0	91	3622	No
47	GOM_NL__2PRFIN20021109_031620_000000442011_00061_03622_1518.N1	09-NOV-2002 03:16:20	Bright	44.000	58	21Alp And	2.0730	11000.	88	3622	No
48	GOM_NL__2PRFIN20021109_031918_000000452011_00061_03622_1519.N1	09-NOV-2002 03:19:18	Bright	44.500	73	57Gam1And	2.2600	13100.	89	3622	No
49	GOM_NL__2PRFIN20021109_032134_000000552011_00061_03622_1520.N1	09-NOV-2002 03:21:34	Bright	55.000	149	45Eps Per	2.8880	30000.	110	3622	No
50	GOM_NL__2PRFIN20021109_032325_000000482011_00061_03622_1521.N1	09-NOV-2002 03:23:25	Bright	48.000	160	23Gam Per	2.9300	4700.0	96	3622	No
51	GOM_NL__2PRFIN20021109_032743_000000692011_00061_03622_1522.N1	09-NOV-2002 03:27:43	Bright	69.000	6	13Alp Aur	0.080000	3400.0	138	3622	No
52	GOM_NL__2PRFIN20021109_033224_000000432011_00061_03622_1523.N1	09-NOV-2002 03:32:24	Bright	42.500	49	1Alp UMi	1.9900	6300.0	85	3622	No
53	GOM_NL__2PRFIN20021109_033633_000000462011_00061_03622_1524.N1	09-NOV-2002 03:36:33	Bright	45.500	60	7Bet UMi	2.0810	3950.0	91	3622	No
54	GOM_NL__2PRFIN20021109_034019_000000502011_00061_03622_1525.N1	09-NOV-2002 03:40:19	Bright	50.000	36	50Alp UMa	1.8000	6300.0	100	3622	No
55	GOM_NL__2PRFIN20021109_034157_000000482011_00061_03622_1526.N1	09-NOV-2002 03:41:57	Bright	48.000	82	48Bet UMa	2.3650	10600.	96	3622	No
56	GOM_NL__2PRFIN20021109_034348_000000412011_00061_03622_1527.N1	09-NOV-2002 03:43:48	Bright	40.500	39	85Eta UMa	1.8540	24000.	81	3622	No
57	GOM_NL__2PRFIN20021109_034548_000000492011_00061_03622_1528.N1	09-NOV-2002 03:45:48	Bright	49.000	174	52Psi UMa	3.0040	4400.0	98	3622	No
58	GOM_NL__2PRFIN20021109_035444_000000792011_00061_03622_1529.N1	09-NOV-2002 03:54:44	Bright	79.000	166	17Eps Leo	2.9800	6000.0	158	3622	No
59	GOM_NL__2PRFIN20021109_040047_000001562011_00061_03622_1530.N1	09-NOV-2002 04:00:47	Dark	155.50	1015	Jupiter	0.0000	0.0000	311	3622	Yes
60	GOM_NL__2PRFIN20021109_041006_000001152011_00061_03622_1531.N1	09-NOV-2002 04:10:06	Dark	115.00	48	30Alp Hya	1.9770	4100.0	230	3622	No
61	GOM_NL__2PRFIN20021109_041353_000000582011_00061_03622_1532.N1	09-NOV-2002 04:13:53	Dark	57.500	26	Gam Cru	1.6240	2900.0	115	3622	No
62	GOM_NL__2PRFIN20021109_041532_000000522011_00061_03622_1533.N1	09-NOV-2002 04:15:32	Dark	51.500	12	Alp1Cru	0.77500	30000.	103	3622	No
63	GOM_NL__2PRFIN20021109_041800_000000482011_00062_03623_1510.N1	09-NOV-2002 04:18:00	Dark	48.000	91	Kap Vel	2.4900	26000.	96	3623	No
64	GOM_NL__2PRFIN20021109_042606_000000572011_00062_03623_1511.N1	09-NOV-2002 04:26:06	Dark	57.000	2	Alp Car	-0.73600	7000.0	114	3623	No
65	GOM_NL__2PRFIN20021109_042920_000001172011_00062_03623_1512.N1	09-NOV-2002 04:29:20	Dark	116.50	37	25Del CMa	1.8300	5900.0	233	3623	No
66	GOM_NL__2PRFIN20021109_043245_000000692011_00062_03623_1513.N1	09-NOV-2002 04:32:45	Dark	68.500	108	Alp Col	2.6520	15200.	137	3623	No
67	GOM_NL__2PRFIN20021109_043533_000000472011_00062_03623_1514.N1	09-NOV-2002 04:35:33	Straylight	46.500	157	The1Eri	2.9060	9300.0	93	3623	No
68	GOM_NL__2PRFIN20021109_043914_000001862011_00062_03623_1515.N1	09-NOV-2002 04:39:14	Straylight	186.00	47	2Bet CMa	1.9760	28000.	372	3623	No
69	GOM_NL__2PRFIN20021109_044633_000001292011_00062_03623_1516.N1	09-NOV-2002 04:46:33	Tw_i_and_stray	128.50	7	19Bet Ori	0.10000	14000.	257	3623	No
70	GOM_NL__2PRFIN20021109_045340_000000462011_00062_03623_1517.N1	09-NOV-2002 04:53:40	Bright	45.500	105	6Bet Ari	2.6450	8900.0	91	3623	No
71	GOM_NL__2PRFIN20021109_045656_000000452011_00062_03623_1518.N1	09-NOV-2002 04:56:56	Bright	44.500	58	21Alp And	2.0730	11000.	89	3623	No
72	GOM_NL__2PRFIN20021109_045954_000000462011_00062_03623_1519.N1	09-NOV-2002 04:59:54	Bright	46.000	73	57Gam1And	2.2600	13100.	92	3623	No
73	GOM_NL__2PRFIN20021109_050209_000000552011_00062_03623_1520.N1	09-NOV-2002 05:02:09	Bright	55.000	149	45Eps Per	2.8880	30000.	110	3623	No
74	GOM_NL__2PRFIN20021109_050401_000000482011_00062_03623_1521.N1	09-NOV-2002 05:04:01	Bright	48.000	160	23Gam Per	2.9300	4700.0	96	3623	No
75	GOM_NL__2PRFIN20021109_050818_000000702011_00062_03623_1522.N1	09-NOV-2002 05:08:18	Bright	70.000	6	13Alp Aur	0.080000	3400.0	140	3623	No
76	GOM_NL__2PRFIN20021109_051300_000000422011_00062_03623_1523.N1	09-NOV-2002 05:13:00	Bright	41.500	49	1Alp UMi	1.9900	6300.0	83	3623	No
77	GOM_NL__2PRFIN20021109_051709_000000442011_00062_03623_1524.N1	09-NOV-2002 05:17:09	Bright	43.500	60	7Bet UMi	2.0810	3950.0	87	3623	No
78	GOM_NL__2PRFIN20021109_052054_000000492011_00062_03623_1525.N1	09-NOV-2002 05:20:54	Bright	49.000	36	50Alp UMa	1.8000	6300.0	98	3623	No
79	GOM_NL__2PRFIN20021109_052233_000000492011_00062_03623_1526.N1	09-NOV-2002 05:22:33	Bright	48.500	82	48Bet UMa	2.3650	10600.	97	3623	No
80	GOM_NL__2PRFIN20021109_052424_000000442011_00062_03623_1527.N1	09-NOV-2002 05:24:24	Bright	43.500	39	85Eta UMa	1.8540	24000.	87	3623	No
81	GOM_NL__2PRFIN20021109_052625_000000502011_00062_03623_1528.N1	09-NOV-2002 05:26:25	Bright	50.000	174	52Psi UMa	3.0040	4400.0	100	3623	No
82	GOM_NL__2PRFIN20021109_053520_000000892011_00062_03623_1529.N1	09-NOV-2002 05:35:20	Bright	89.000	166	17Eps Leo	2.9800	6000.0	178	3623	No
83	GOM_NL__2PRFIN20021109_054125_000001662011_00062_03623_1530.N1	09-NOV-2002 05:41:25	Dark	165.50	1015	Jupiter	0.0000	0.0000	331	3623	Yes
84	GOM_NL__2PRFIN20021109_055044_000001172011_00062_03623_1531.N1	09-NOV-2002 05:50:44	Dark	116.50	48	30Alp Hya	1.9770	4100.0	233	3623	No
85	GOM_NL__2PRFIN20021109_055429_000000502011_00062_03623_1532.N1	09-NOV-2002 05:54:29	Dark	49.500	26	Gam Cru	1.6240	2900.0	99	3623	No
86	GOM_NL__2PRFIN20021109_055608_000000492011_00062_03623_1533.N1	09-NOV-2002 05:56:08	Dark	49.000	12	Alp1Cru	0.77500	30000.	98	3623	No
87	GOM_NL__2PRFIN20021109_055837_000000492011_00063_03624_1510.N1	09-NOV-2002 05:58:37	Dark	49.000	91	Kap Vel	2.4900	26000.	98	3624	No
88	GOM_NL__2PRFIN20021109_060643_000000672011_00063_03624_1511.N1	09-NOV-2002 06:06:43	Dark	67.000	2	Alp Car	-0.73600	7000.0	134	3624	No
89	GOM_NL__2PRFIN20021109_060958_000001202011_00063_03624_1512.N1	09-NOV-2002 06:09:58	Dark	120.00	37	25Del CMa	1.8300	5900.0	240	3624	No
90	GOM_NL__2PRFIN20021109_061322_000000662011_00063_03624_1513.N1	09-NOV-2002 06:13:22	Dark	66.000	108	Alp Col	2.6520	15200.	132	3624	No
91	GOM_NL__2PRFIN20021109_061610_000000482011_00063_03624_1514.N1	09-NOV-2002 06:16:10	Straylight	48.000	157	The1Eri	2.9060	9300.0	96	3624	No
92	GOM_NL__2PRFIN20021109_061950_000001902011_00063_03624_1515.N1	09-NOV-2002 06:19:50	Straylight	190.00	47	2Bet CMa	1.9760	28000.	380	3624	No
93	GOM_NL__2PRFIN20021109_062708_000001472011_00063_03624_1516.N1	09-NOV-2002 06:27:08	Tw_i_and_stray	146.50	7	19Bet Ori	0.10000	14000.	293	3624	No
94	GOM_NL__2PRFIN20021109_063416_000000452011_00063_03624_1517.N1	09-NOV-2002 06:34:16	Bright	44.500	105	6Bet Ari	2.6450	8900.0	89	3624	No
95	GOM_NL__2PRFIN20021109_063733_000000442011_00063_03624_1518.N1	09-NOV-2002 06:37:33	Bright	44.000	58	21Alp And	2.0730	11000.	88	3624	No
96	GOM_NL__2PRFIN20021109_064030_000000452011_00063_03624_1519.N1	09-NOV-2002 06:40:30	Bright	45.000	73	57Gam1And	2.2600	13100.	90	3624	No
97	GOM_NL__2PRFIN20021109_064244_000000562011_00063_03624_1520.N1	09-NOV-2002 06:42:44	Bright	55.500	149	45Eps Per	2.8880	30000.	111	3624	No
98	GOM_NL__2PRFIN20021109_064437_000000482011_00063_03624_1521.N1	09-NOV-2002 06:44:37	Bright	48.000	160	23Gam Per	2.9300	4700.0	96	3624	No
99	GOM_NL__2PRFIN20021109_064853_000000742011_00063_03624_1522.N1	09-NOV-2002 06:48:53	Bright	73.500	6	13Alp Aur	0.080000	3400.0	147	3624	No
100	GOM_NL__2PRFIN20021109_065336_000000452011_00063_03624_1523.N1	09-NOV-2002 06:53:36	Bright	44.500	49	1Alp UMi	1.9900	6300.0	89	3624	No
101	GOM_NL__2PRFIN20021109_065745_000000442011_00063_03624_1524.N1	09-NOV-2002 06:57:45	Bright	44.000	60	7Bet UMi	2.0810	3950.0	88	3624	No

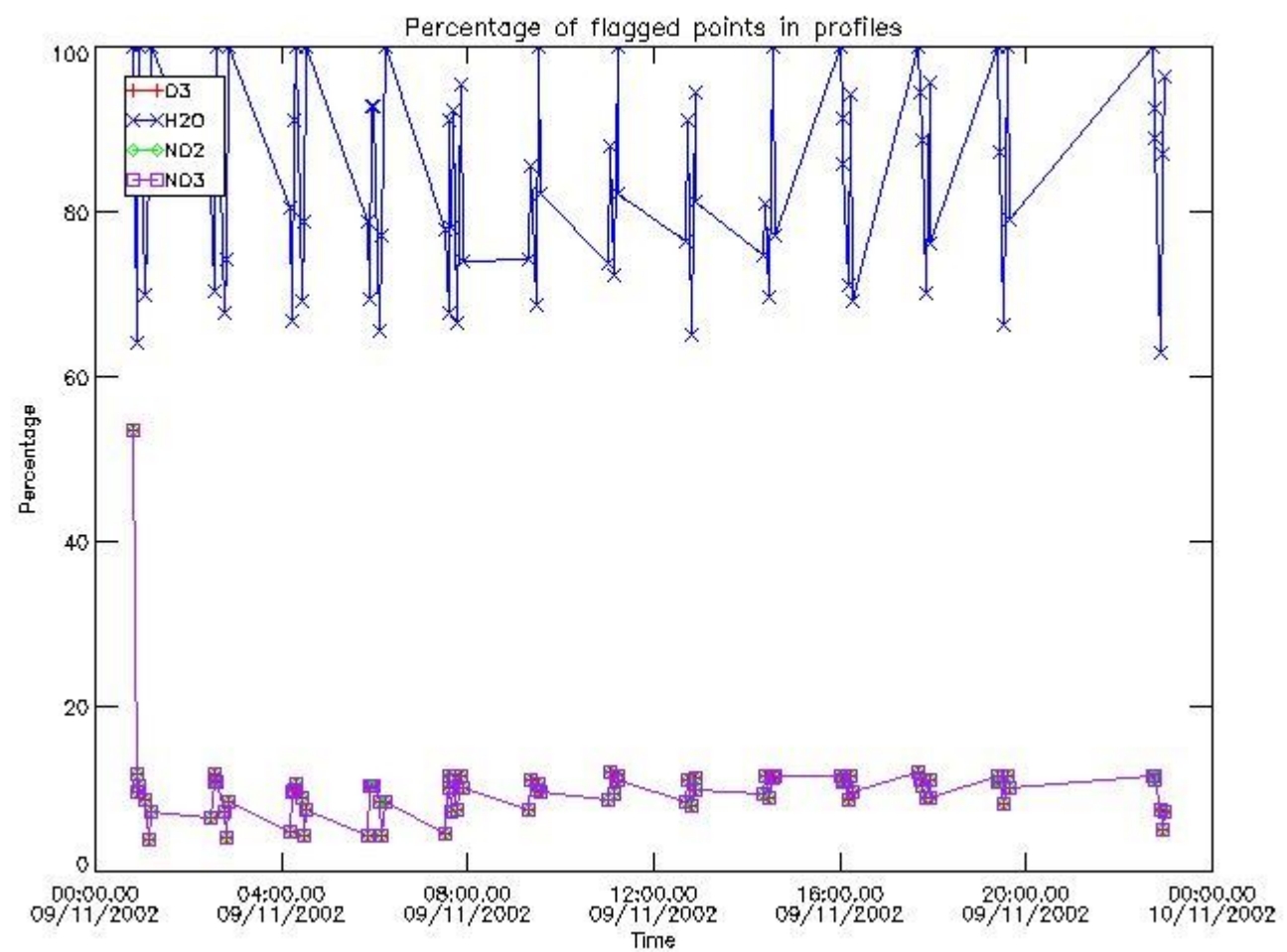
102	GOM_NL__2PRFIN20021109_070131_000000512011_00063_03624_1525.N1	09-NOV-2002 07:01:31	Bright	50.500	36	50Alp UMa	1.8000	6300.0	101	3624	No
103	GOM_NL__2PRFIN20021109_070309_000000462011_00063_03624_1526.N1	09-NOV-2002 07:03:09	Bright	46.000	82	48Bet UMa	2.3650	10600.	92	3624	No
104	GOM_NL__2PRFIN20021109_070500_000000412011_00063_03624_1527.N1	09-NOV-2002 07:05:00	Bright	41.000	39	85Eta UMa	1.8540	24000.	82	3624	No
105	GOM_NL__2PRFIN20021109_070701_000000502011_00063_03624_1528.N1	09-NOV-2002 07:07:01	Bright	49.500	174	52Psi UMa	3.0040	4400.0	99	3624	No
106	GOM_NL__2PRFIN20021109_071557_000000842011_00063_03624_1529.N1	09-NOV-2002 07:15:57	Bright	84.000	166	17Eps Leo	2.9800	6000.0	168	3624	No
107	GOM_NL__2PRFIN20021109_072203_000001552011_00063_03624_1530.N1	09-NOV-2002 07:22:03	Dark	155.00	1015	Jupiter	0.0000	0.0000	310	3624	Yes
108	GOM_NL__2PRFIN20021109_073122_000001122011_00063_03624_1531.N1	09-NOV-2002 07:31:22	Dark	111.50	48	30Alp Hya	1.9770	4100.0	223	3624	No
109	GOM_NL__2PRFIN20021109_073505_000000492011_00063_03624_1532.N1	09-NOV-2002 07:35:05	Dark	48.500	26	Gam Cru	1.6240	2900.0	97	3624	No
110	GOM_NL__2PRFIN20021109_073644_000000512011_00063_03624_1533.N1	09-NOV-2002 07:36:44	Dark	50.500	12	Alp1Cru	0.77500	30000.	101	3624	No
111	GOM_NL__2PRFIN20021109_073835_000000712011_00064_03625_9444.N1	09-NOV-2002 07:38:35	Dark	71.000	65	Lam Vel	2.2040	4400.0	142	3625	No
112	GOM_NL__2PRFIN20021109_074119_000000462011_00064_03625_9445.N1	09-NOV-2002 07:41:19	Dark	46.000	29	Bet Car	1.6720	10200.	92	3625	No
113	GOM_NL__2PRFIN20021109_074720_000000692011_00064_03625_9446.N1	09-NOV-2002 07:47:20	Dark	69.000	2	Alp Car	-0.73600	7000.0	138	3625	No
114	GOM_NL__2PRFIN20021109_075149_000000442011_00064_03625_9447.N1	09-NOV-2002 07:51:49	Dark	44.000	143	Alp Hyi	2.8570	7200.0	88	3625	No
115	GOM_NL__2PRFIN20021109_075311_000000512011_00064_03625_9448.N1	09-NOV-2002 07:53:11	Dark	50.500	9	Alp Eri	0.45300	24000.	101	3625	No
116	GOM_NL__2PRFIN20021109_075646_000000482011_00064_03625_9449.N1	09-NOV-2002 07:56:46	Straylight	47.500	157	The1Eri	2.9060	9300.0	95	3625	No
117	GOM_NL__2PRFIN20021109_080105_000002172011_00064_03625_9450.N1	09-NOV-2002 08:01:05	Tw_i_and_stray	217.00	1	9Alp CMa	-1.4400	11000.	434	3625	No
118	GOM_NL__2PRFIN20021109_080744_000001332011_00064_03625_9451.N1	09-NOV-2002 08:07:44	Tw_i_and_stray	132.50	7	19Bet Ori	0.10000	14000.	265	3625	No
119	GOM_NL__2PRFIN20021109_091912_000000682011_00065_03626_9444.N1	09-NOV-2002 09:19:12	Dark	68.000	65	Lam Vel	2.2040	4400.0	136	3626	No
120	GOM_NL__2PRFIN20021109_092155_000000462011_00065_03626_9445.N1	09-NOV-2002 09:21:55	Dark	45.500	29	Bet Car	1.6720	10200.	91	3626	No
121	GOM_NL__2PRFIN20021109_092757_000000572011_00065_03626_9446.N1	09-NOV-2002 09:27:57	Dark	56.500	2	Alp Car	-0.73600	7000.0	113	3626	No
122	GOM_NL__2PRFIN20021109_093226_000000482011_00065_03626_9447.N1	09-NOV-2002 09:32:26	Dark	48.000	143	Alp Hyi	2.8570	7200.0	96	3626	No
123	GOM_NL__2PRFIN20021109_093347_000000542011_00065_03626_9448.N1	09-NOV-2002 09:33:47	Dark	53.500	9	Alp Eri	0.45300	24000.	107	3626	No
124	GOM_NL__2PRFIN20021109_093722_000000472011_00065_03626_9449.N1	09-NOV-2002 09:37:22	Straylight	47.000	157	The1Eri	2.9060	9300.0	94	3626	No
125	GOM_NL__2PRFIN20021109_094141_000002172011_00065_03626_9450.N1	09-NOV-2002 09:41:41	Tw_i_and_stray	217.00	1	9Alp CMa	-1.4400	11000.	434	3626	No
126	GOM_NL__2PRFIN20021109_105949_000000602011_00066_03627_9444.N1	09-NOV-2002 10:59:49	Dark	59.500	65	Lam Vel	2.2040	4400.0	119	3627	No
127	GOM_NL__2PRFIN20021109_110232_000000472011_00066_03627_9445.N1	09-NOV-2002 11:02:32	Dark	46.500	29	Bet Car	1.6720	10200.	93	3627	No
128	GOM_NL__2PRFIN20021109_110833_000000552011_00066_03627_9446.N1	09-NOV-2002 11:08:33	Dark	54.500	2	Alp Car	-0.73600	7000.0	109	3627	No
129	GOM_NL__2PRFIN20021109_111302_000000452011_00066_03627_9447.N1	09-NOV-2002 11:13:02	Dark	44.500	143	Alp Hyi	2.8570	7200.0	89	3627	No
130	GOM_NL__2PRFIN20021109_111423_000000462011_00066_03627_9448.N1	09-NOV-2002 11:14:23	Dark	45.500	9	Alp Eri	0.45300	24000.	91	3627	No
131	GOM_NL__2PRFIN20021109_111759_000000462011_00066_03627_9449.N1	09-NOV-2002 11:17:59	Straylight	46.000	157	The1Eri	2.9060	9300.0	92	3627	No
132	GOM_NL__2PRFIN20021109_112218_000002172011_00066_03627_9450.N1	09-NOV-2002 11:22:18	Tw_i_and_stray	217.00	1	9Alp CMa	-1.4400	11000.	434	3627	No
133	GOM_NL__2PRFIN20021109_124026_000000602011_00067_03628_9444.N1	09-NOV-2002 12:40:26	Dark	60.000	65	Lam Vel	2.2040	4400.0	120	3628	No
134	GOM_NL__2PRFIN20021109_124308_000000462011_00067_03628_9445.N1	09-NOV-2002 12:43:08	Dark	45.500	29	Bet Car	1.6720	10200.	91	3628	No
135	GOM_NL__2PRFIN20021109_124910_000000652011_00067_03628_9446.N1	09-NOV-2002 12:49:10	Dark	65.000	2	Alp Car	-0.73600	7000.0	130	3628	No
136	GOM_NL__2PRFIN20021109_125338_000000452011_00067_03628_9447.N1	09-NOV-2002 12:53:38	Dark	45.000	143	Alp Hyi	2.8570	7200.0	90	3628	No
137	GOM_NL__2PRFIN20021109_125459_000000512011_00067_03628_9448.N1	09-NOV-2002 12:54:59	Dark	51.000	9	Alp Eri	0.45300	24000.	102	3628	No
138	GOM_NL__2PRFIN20021109_125835_000000472011_00067_03628_9449.N1	09-NOV-2002 12:58:35	Straylight	47.000	157	The1Eri	2.9060	9300.0	94	3628	No
139	GOM_NL__2PRFIN20021109_130255_000002172011_00067_03628_9450.N1	09-NOV-2002 13:02:55	Tw_i_and_stray	217.00	1	9Alp CMa	-1.4400	11000.	434	3628	No
140	GOM_NL__2PRFIN20021109_142103_000000602011_00068_03629_9459.N1	09-NOV-2002 14:21:03	Dark	60.000	65	Lam Vel	2.2040	4400.0	120	3629	No
141	GOM_NL__2PRFIN20021109_142345_000000482011_00068_03629_9460.N1	09-NOV-2002 14:23:45	Dark	48.000	29	Bet Car	1.6720	10200.	96	3629	No
142	GOM_NL__2PRFIN20021109_142947_000000572011_00068_03629_9461.N1	09-NOV-2002 14:29:47	Dark	56.500	2	Alp Car	-0.73600	7000.0	113	3629	No
143	GOM_NL__2PRFIN20021109_143414_000000452011_00068_03629_9462.N1	09-NOV-2002 14:34:14	Dark	45.000	143	Alp Hyi	2.8570	7200.0	90	3629	No
144	GOM_NL__2PRFIN20021109_143535_000000442011_00068_03629_9463.N1	09-NOV-2002 14:35:35	Dark	44.000	9	Alp Eri	0.45300	24000.	88	3629	No
145	GOM_NL__2PRFIN20021109_143911_000000472011_00068_03629_9464.N1	09-NOV-2002 14:39:11	Straylight	46.500	157	The1Eri	2.9060	9300.0	93	3629	No
146	GOM_NL__2PRFIN20021109_160120_000000452011_00069_03630_9459.N1	09-NOV-2002 16:01:20	Dark	44.500	112	Alp Mus	2.6880	26000.	89	3630	No
147	GOM_NL__2PRFIN20021109_160253_000000472011_00069_03630_9460.N1	09-NOV-2002 16:02:53	Dark	47.000	159	Ups Car	2.9200	7200.0	94	3630	No
148	GOM_NL__2PRFIN20021109_160420_000000462011_00069_03630_9461.N1	09-NOV-2002 16:04:20	Dark	46.000	29	Bet Car	1.6720	10200.	92	3630	No
149	GOM_NL__2PRFIN20021109_161021_000000592011_00069_03630_9462.N1	09-NOV-2002 16:10:21	Dark	59.000	2	Alp Car	-0.73600	7000.0	118	3630	No
150	GOM_NL__2PRFIN20021109_161450_000000442011_00069_03630_9463.N1	09-NOV-2002 16:14:50	Dark	44.000	143	Alp Hyi	2.8570	7200.0	88	3630	No
151	GOM_NL__2PRFIN20021109_161611_000000532011_00069_03630_9464.N1	09-NOV-2002 16:16:11	Dark	52.500	9	Alp Eri	0.45300	24000.	105	3630	No
152	GOM_NL__2PRFIN20021109_161946_000000482011_00069_03630_9465.N1	09-NOV-2002 16:19:46	Straylight	47.500	157	The1Eri	2.9060	9300.0	95	3630	No
153	GOM_NL__2PRFIN20021109_174156_000000432011_00070_03631_9459.N1	09-NOV-2002 17:41:56	Dark	42.500	112	Alp Mus	2.6880	26000.	85	3631	No
154	GOM_NL__2PRFIN20021109_174329_000000462011_00070_03631_9460.N1	09-NOV-2002 17:43:29	Dark	45.500	159	Ups Car	2.9200	7200.0	91	3631	No
155	GOM_NL__2PRFIN20021109_174456_000000502011_00070_03631_9461.N1	09-NOV-2002 17:44:56	Dark	49.500	29	Bet Car	1.6720	10200.	99	3631	No
156	GOM_NL__2PRFIN20021109_175059_000000582011_00070_03631_9462.N1	09-NOV-2002 17:50:59	Dark	57.500	2	Alp Car	-0.73600	7000.0	115	3631	No
157	GOM_NL__2PRFIN20021109_175526_000000462011_00070_03631_9463.N1	09-NOV-2002 17:55:26	Dark	45.500	143	Alp Hyi	2.8570	7200.0	91	3631	No
158	GOM_NL__2PRFIN20021109_175647_000000572011_00070_03631_9464.N1	09-NOV-2002 17:56:47	Dark	57.000	9	Alp Eri	0.45300	24000.	114	3631	No
159	GOM_NL__2PRFIN20021109_180023_000000492011_00070_03631_9465.N1	09-NOV-2002 18:00:23	Straylight	48.500	157	The1Eri	2.9060	9300.0	97	3631	No
160	GOM_NL__2PRFIN20021109_192232_000000452011_00071_03632_9459.N1	09-NOV-2002 19:22:32	Dark	44.500	112	Alp Mus	2.6880	26000.	89	3632	No

161	GOM_NL__2PRFIN20021109_192405_000000472011_00071_03632_9460.N1	09-NOV-2002 19:24:05	Dark	47.000	159	Ups Car	2.9200	7200.0	94	3632	No
162	GOM_NL__2PRFIN20021109_192533_000000472011_00071_03632_9461.N1	09-NOV-2002 19:25:33	Dark	47.000	29	Bet Car	1.6720	10200.	94	3632	No
163	GOM_NL__2PRFIN20021109_193136_000000692011_00071_03632_9462.N1	09-NOV-2002 19:31:36	Dark	68.500	2	Alp Car	-0.73600	7000.0	137	3632	No
164	GOM_NL__2PRFIN20021109_193602_000000442011_00071_03632_9463.N1	09-NOV-2002 19:36:02	Dark	44.000	143	Alp Hyi	2.8570	7200.0	88	3632	No
165	GOM_NL__2PRFIN20021109_193723_000000552011_00071_03632_9464.N1	09-NOV-2002 19:37:23	Dark	55.000	9	Alp Eri	0.45300	24000.	110	3632	No
166	GOM_NL__2PRFIN20021109_194059_000000482011_00071_03632_9465.N1	09-NOV-2002 19:40:59	Straylight	48.000	157	The1Eri	2.9060	9300.0	96	3632	No
167	GOM_NL__2PRFIN20021109_224344_000000442011_00073_03634_1513.N1	09-NOV-2002 22:43:44	Dark	44.000	112	Alp Mus	2.6880	26000.	88	3634	No
168	GOM_NL__2PRFIN20021109_224518_000000482011_00073_03634_1514.N1	09-NOV-2002 22:45:18	Dark	48.000	159	Ups Car	2.9200	7200.0	96	3634	No
169	GOM_NL__2PRFIN20021109_224645_000000462011_00073_03634_1515.N1	09-NOV-2002 22:46:45	Dark	45.500	29	Bet Car	1.6720	10200.	91	3634	No
170	GOM_NL__2PRFIN20021109_225249_000000692011_00073_03634_1516.N1	09-NOV-2002 22:52:49	Dark	69.000	2	Alp Car	-0.73600	7000.0	138	3634	No
171	GOM_NL__2PRFIN20021109_225608_000001042011_00073_03634_1517.N1	09-NOV-2002 22:56:08	Dark	103.50	23	21Eps CMa	1.5020	26000.	207	3634	No
172	GOM_NL__2PRFIN20021109_225928_000000722011_00073_03634_1518.N1	09-NOV-2002 22:59:28	Dark	71.500	108	Alp Col	2.6520	15200.	143	3634	No
173	GOM_NL__2PRFIN20021109_230211_000000492011_00073_03634_1519.N1	09-NOV-2002 23:02:11	Straylight	49.000	157	The1Eri	2.9060	9300.0	98	3634	No
174	GOM_NL__2PRFIN20021109_230634_000002172011_00073_03634_1520.N1	09-NOV-2002 23:06:34	Twilight_stray	217.00	1	9Alp CMa	-1.4400	11000.	434	3634	No
175	GOM_NL__2PRFIN20021109_231301_000001262011_00073_03634_1521.N1	09-NOV-2002 23:13:01	Twilight_stray	125.50	7	19Bet Ori	0.10000	14000.	251	3634	No
176	GOM_NL__2PRFIN20021109_232014_000000462011_00073_03634_1522.N1	09-NOV-2002 23:20:14	Bright	45.500	105	6Bet Ari	2.6450	8900.0	91	3634	No
177	GOM_NL__2PRFIN20021109_232336_000000442011_00073_03634_1523.N1	09-NOV-2002 23:23:36	Bright	44.000	58	21Alp And	2.0730	11000.	88	3634	No
178	GOM_NL__2PRFIN20021109_232626_000000472011_00073_03634_1524.N1	09-NOV-2002 23:26:26	Bright	47.000	73	57Gam1And	2.2600	13100.	94	3634	No
179	GOM_NL__2PRFIN20021109_232835_000000572011_00073_03634_1525.N1	09-NOV-2002 23:28:35	Bright	56.500	149	45Eps Per	2.8880	30000.	113	3634	No
180	GOM_NL__2PRFIN20021109_233031_000000492011_00073_03634_1526.N1	09-NOV-2002 23:30:31	Bright	48.500	160	23Gam Per	2.9300	4700.0	97	3634	No
181	GOM_NL__2PRFIN20021109_233439_000000712011_00073_03634_1527.N1	09-NOV-2002 23:34:39	Bright	71.000	6	13Alp Aur	0.080000	3400.0	142	3634	No
182	GOM_NL__2PRFIN20021109_233934_000000422011_00073_03634_1528.N1	09-NOV-2002 23:39:34	Bright	41.500	49	1Alp UMi	1.9900	6300.0	83	3634	No
183	GOM_NL__2PRFIN20021109_234343_000000482011_00073_03634_1529.N1	09-NOV-2002 23:43:43	Bright	47.500	60	7Bet UMi	2.0810	3950.0	95	3634	No
184	GOM_NL__2PRFIN20021109_234728_000000472011_00073_03634_1530.N1	09-NOV-2002 23:47:28	Bright	47.000	36	50Alp UMa	1.8000	6300.0	94	3634	No
185	GOM_NL__2PRFIN20021109_234905_000000512011_00073_03634_1531.N1	09-NOV-2002 23:49:05	Bright	50.500	82	48Bet UMa	2.3650	10600.	101	3634	No
186	GOM_NL__2PRFIN20021109_235101_000000432011_00073_03634_1532.N1	09-NOV-2002 23:51:01	Bright	43.000	39	85Eta UMa	1.8540	24000.	86	3634	No
187	GOM_NL__2PRFIN20021109_235258_000000502011_00073_03634_1533.N1	09-NOV-2002 23:52:58	Bright	50.000	174	52Psi UMa	3.0040	4400.0	100	3634	No

3. Quality information per product

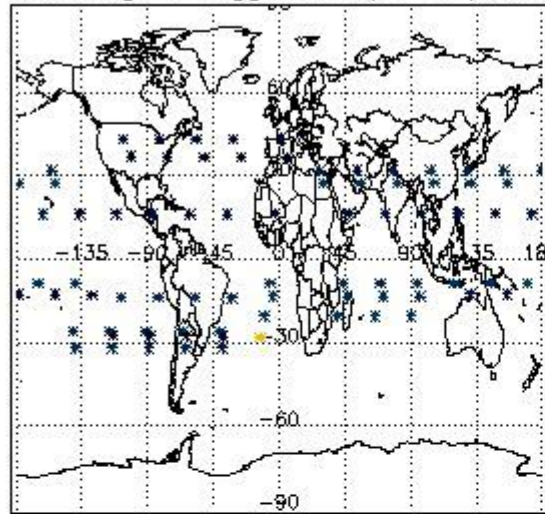
In this section it is plotted some information contained in the Quality Summary data set of the level 2 products. Only products in dark limb conditions and without errors (error flag in the MPH set to "0") are used.

3.1 Plot quality information per product (time dependant)

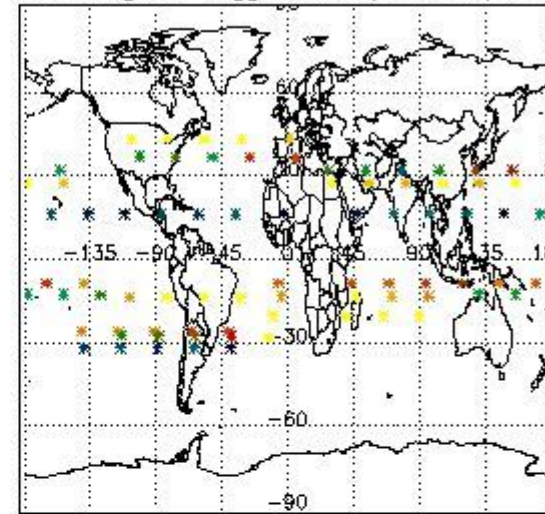


3.2 Plot quality information per product (world map)

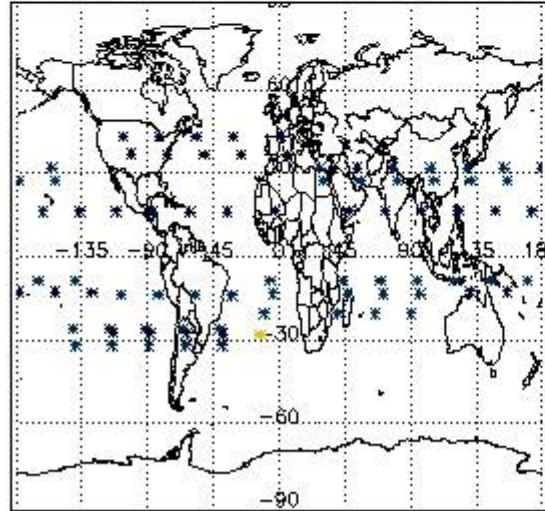
Percentage of flagged data per O3 profile




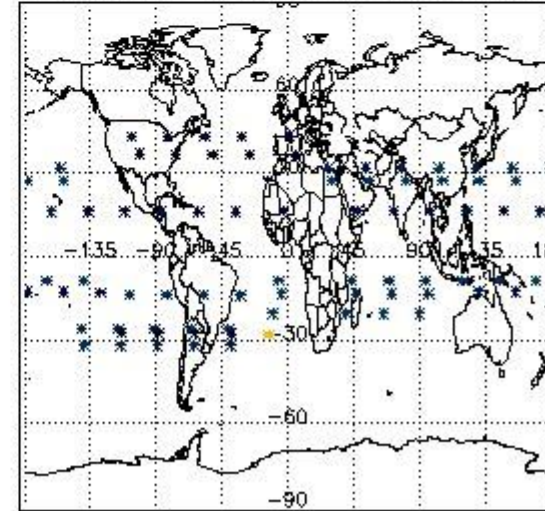
Percentage of flagged data per H2O profile



Percentage of flagged data per NO2 profile



Percentage of flagged data per NO3 profile

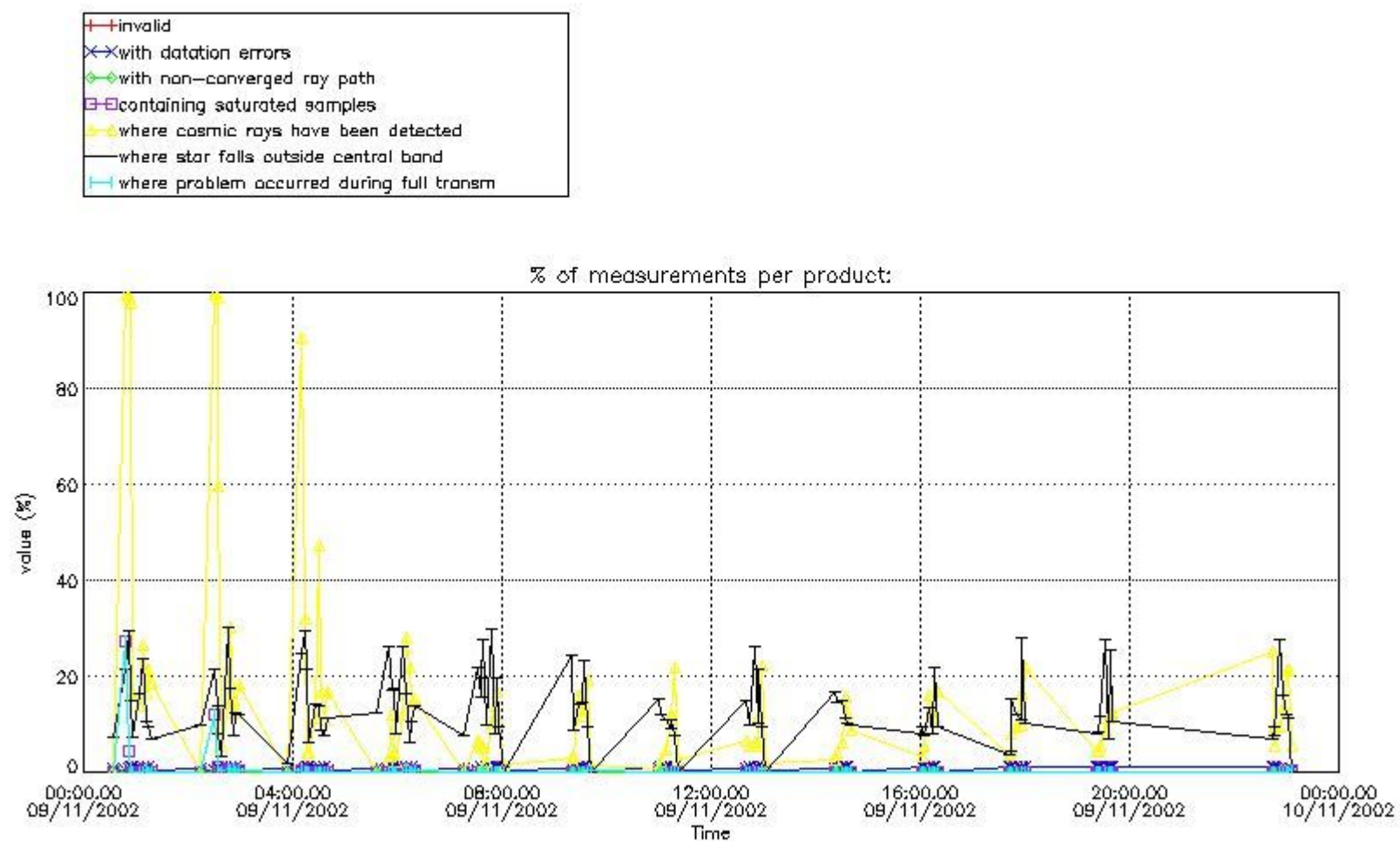


4. Level 1 quality information per product

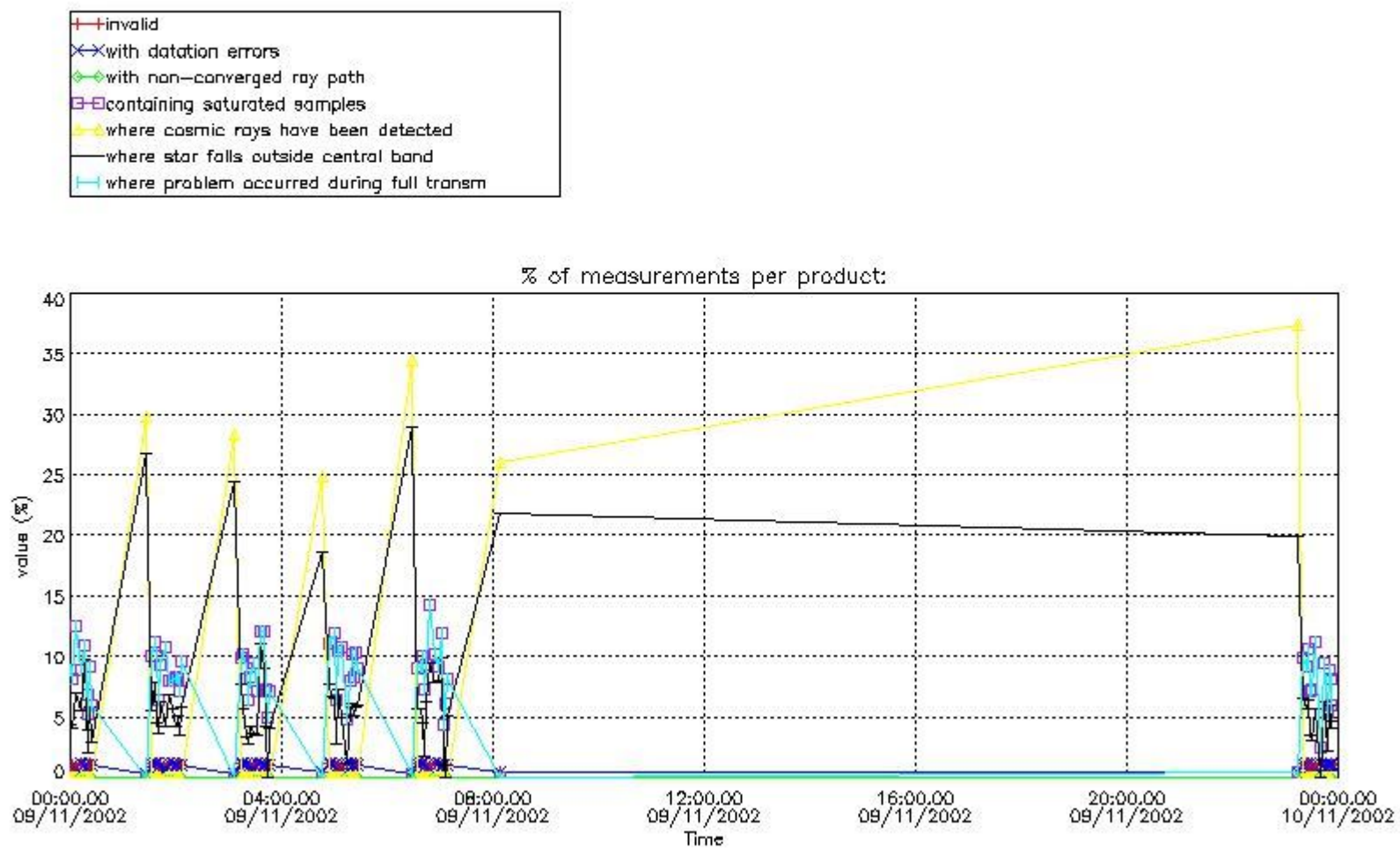
In this section it is plotted some information contained in the Quality Summary data set of the level 2 products that comes from the level 1b processing. Products without errors (error flag in the MPH set to "0") are used.

4.1 Plot quality information per product (time dependant) coming from level 1b processing

4.1.1 Plot level 1 quality information per product (time dependant): ENVISAT ASCENDING passes



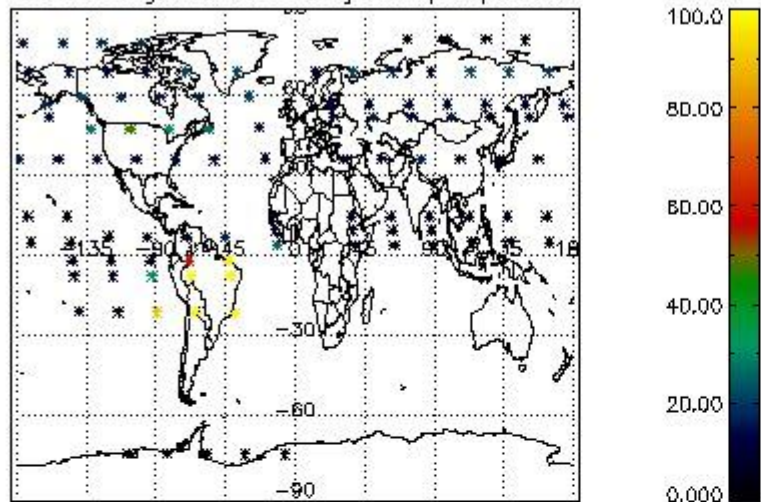
4.1.2 Plot level 1 quality information per product (time dependant): ENVISAT DESCENDING passes



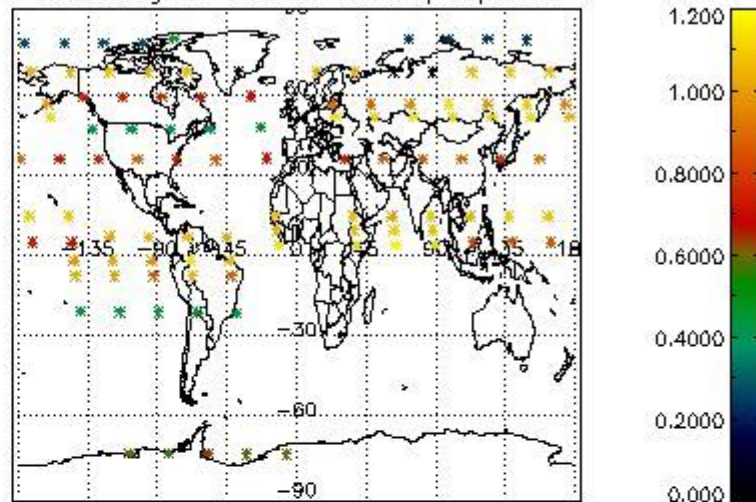
4.2 Plot quality information per product coming from level 1b processing (world map)

4.2.1 Plot level 1 quality information per product (world map): ENVISAT ASCENDING passes

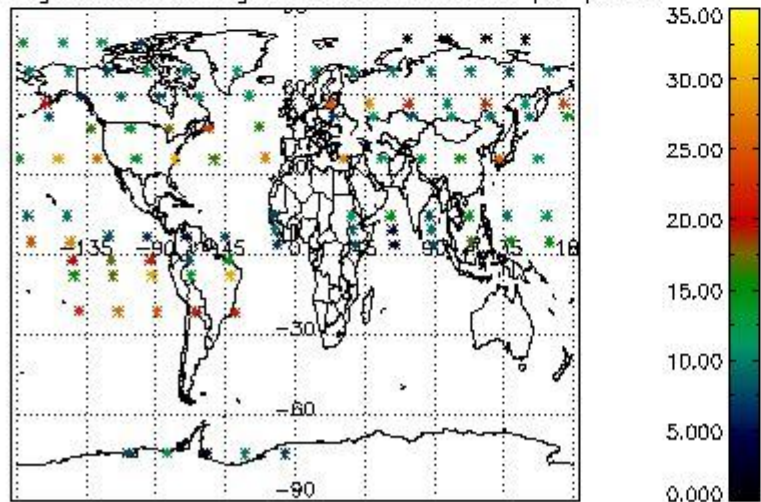
Percentage of cosmic ray hits per profile



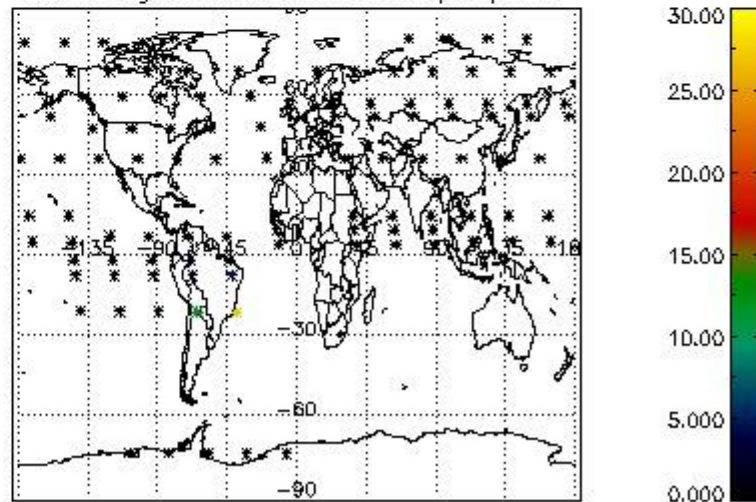
Percentage of datation errors per profile



Percentage of star falling outside central band per profile

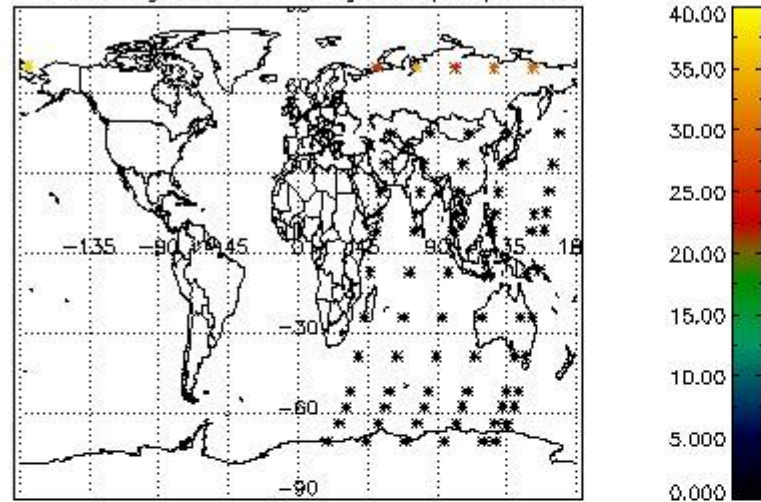


Percentage of saturation errors per profile

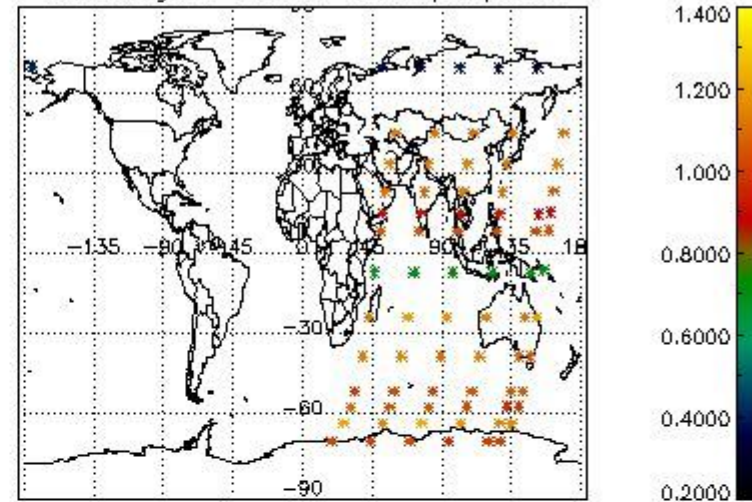


4.2.2 Plot level 1 quality information per product (world map): ENVISAT DESCENDING passes

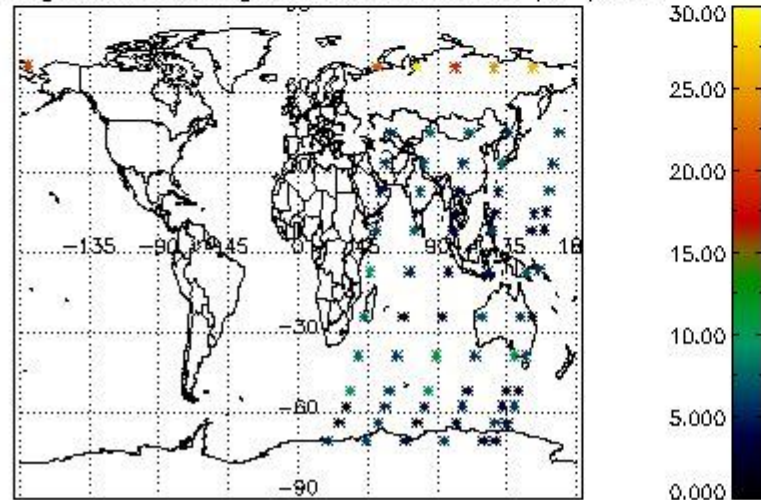
Percentage of cosmic ray hits per profile



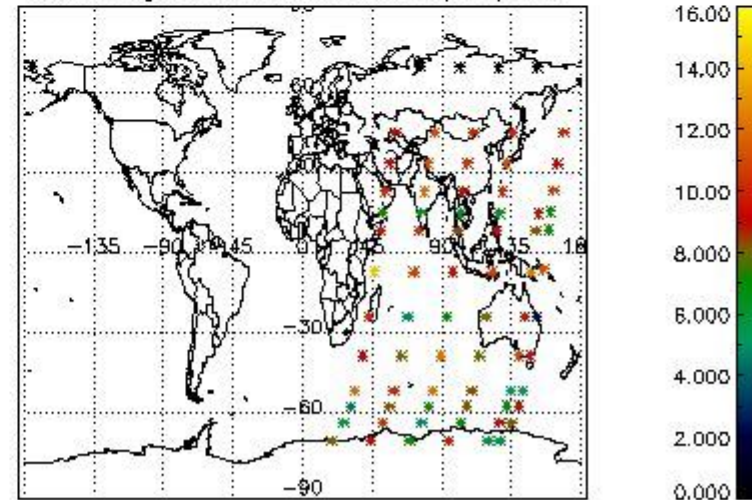
Percentage of datation errors per profile



Percentage of star falling outside central band per profile



Percentage of saturation errors per profile



5. Trace gas profiles

5.1 Ozone statistics based on quality of products

The final quality of the products can be "measured" using the STD (Standard Deviation) attached to every point profile. This information is written to the parameter GOM_NL__2P/NL_LOCAL_SPECIES_DENSITY/o3_std of the level 2 products. The table below shows the statistics for given STD ranges.

The statistics are given with respect to the overall valid production:

- Products without fatal errors: GOM_NL__2P/MPH/PRODUCT_ERR=0
- Valid point profile: GOM_NL__2P/NL_LOCAL_SPECIES_DENSITY/pcd(0)=0

The 'Criteria' is applied to valid points of dark limb products:

- Products in dark limb illumination condition: GOM_NL__2P/NL_SUMMARY_QUALITY/obs_ill_cond=0
- Products without fatal errors: GOM_NL__2P/MPH/PRODUCT_ERR=0
- Valid point profile: GOM_NL__2P/NL_LOCAL_SPECIES_DENSITY/pcd(0)=0

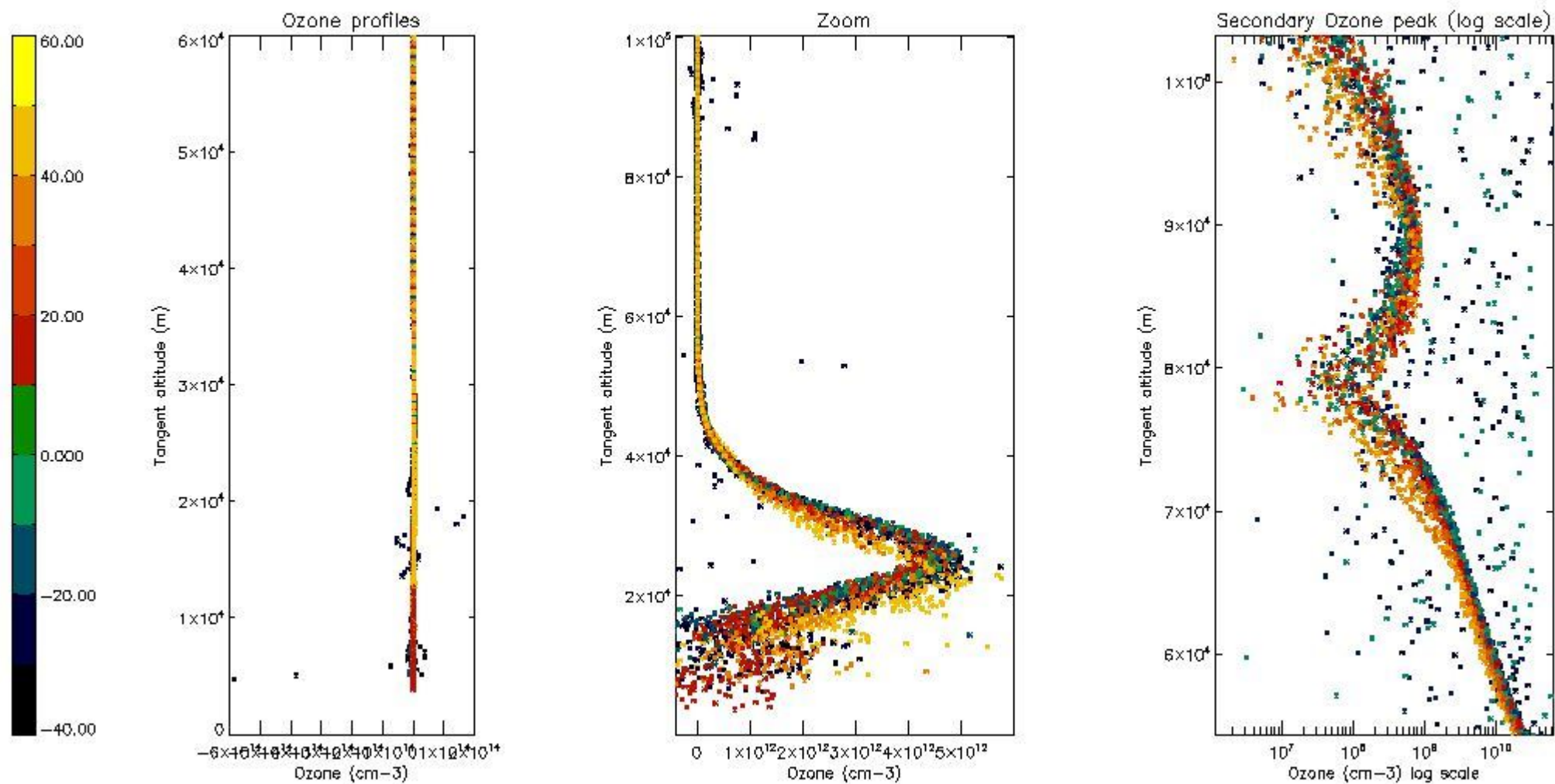
So, the table below shows the percentage of dark limb and valid observations for each criteria with respect to the overall valid daily observations.

Criteria	% of total production
All STD	40
STD < 20	21

STD < 10	18
STD < 5	12

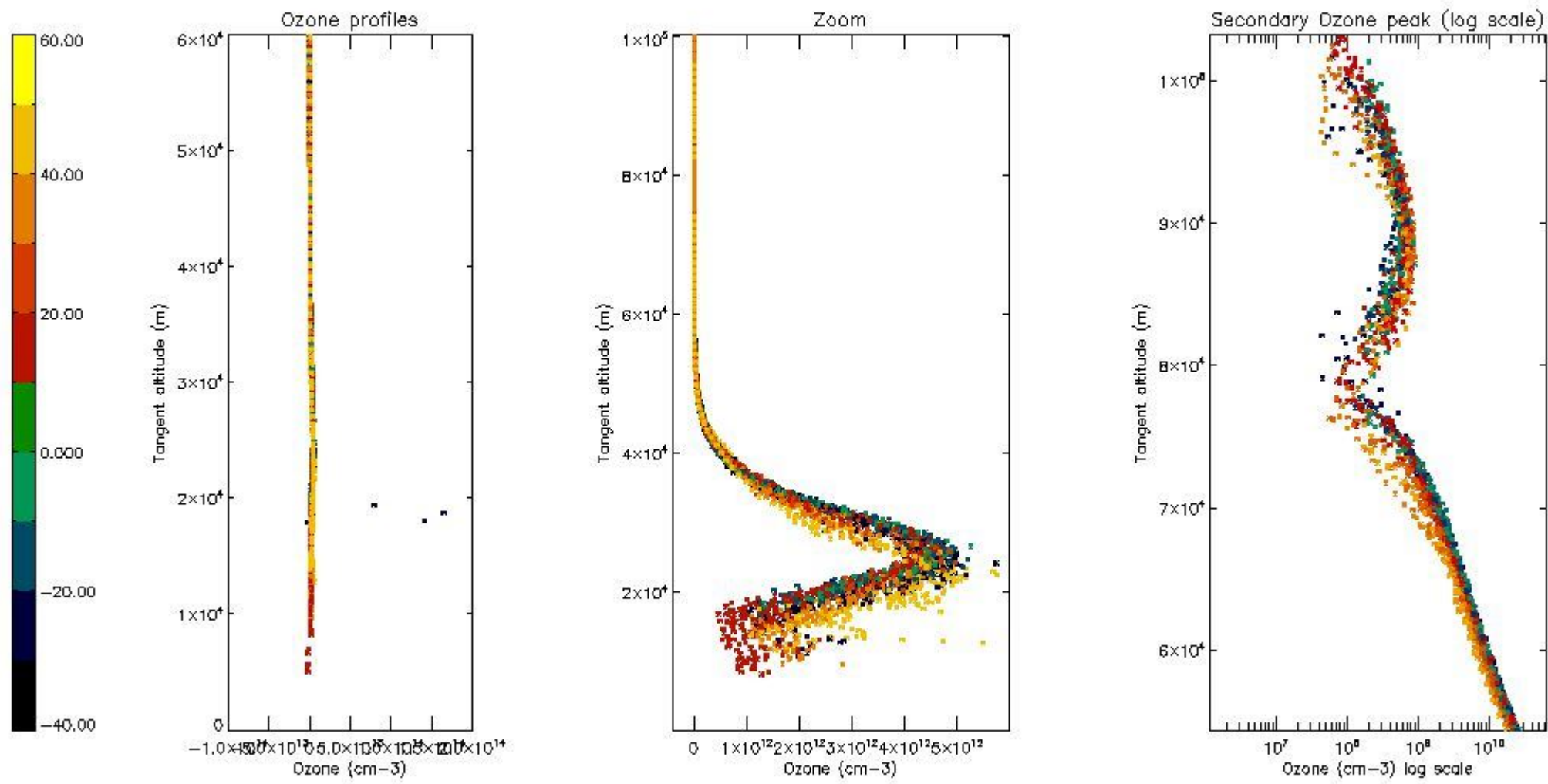
5.2 Plot ozone profiles for all STD (dark without errors)

The colorbar represents the latitude.



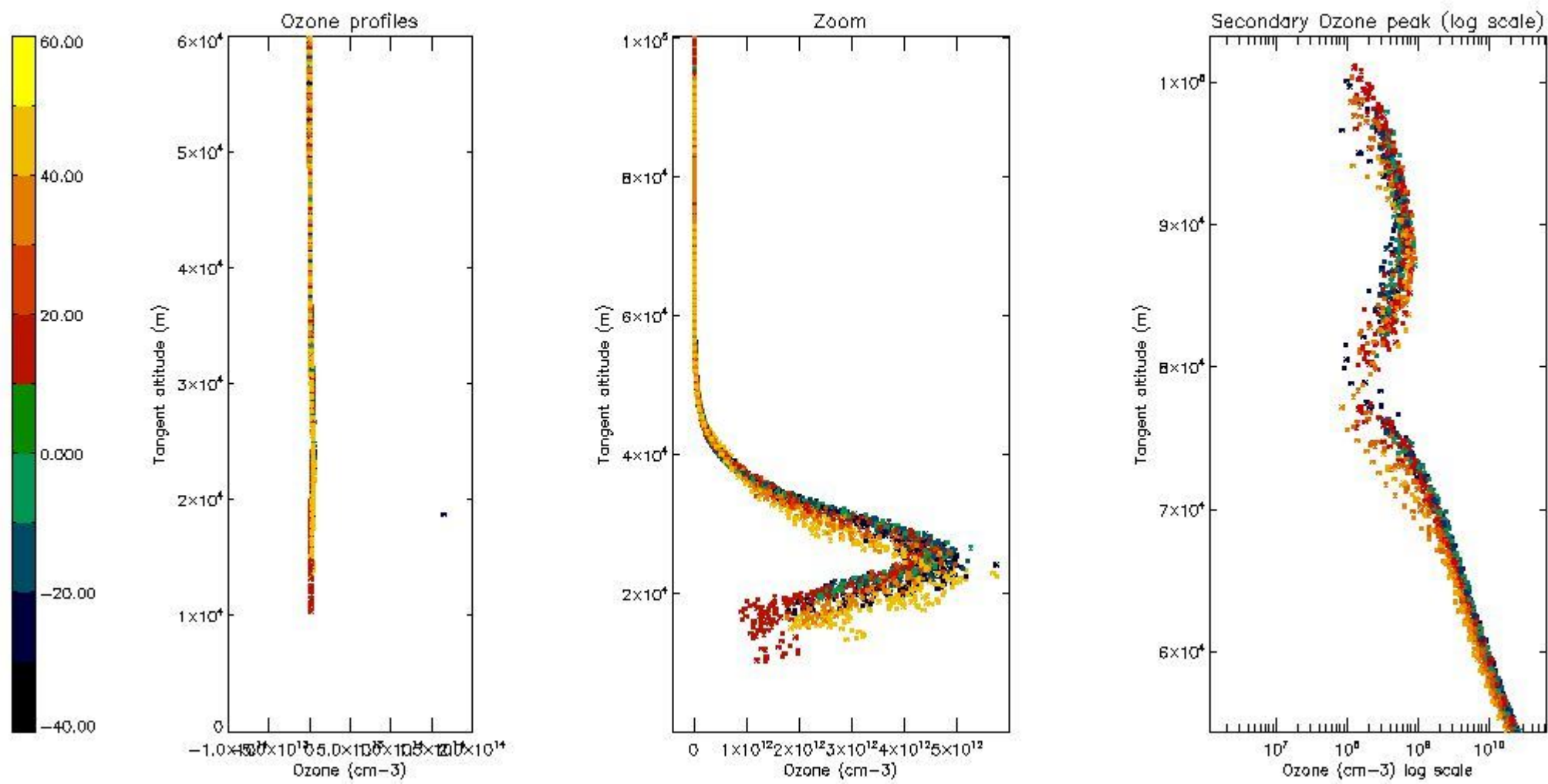
5.3 Plot ozone profiles where STD < 20% (dark without errors)

The colorbar represents the latitude.



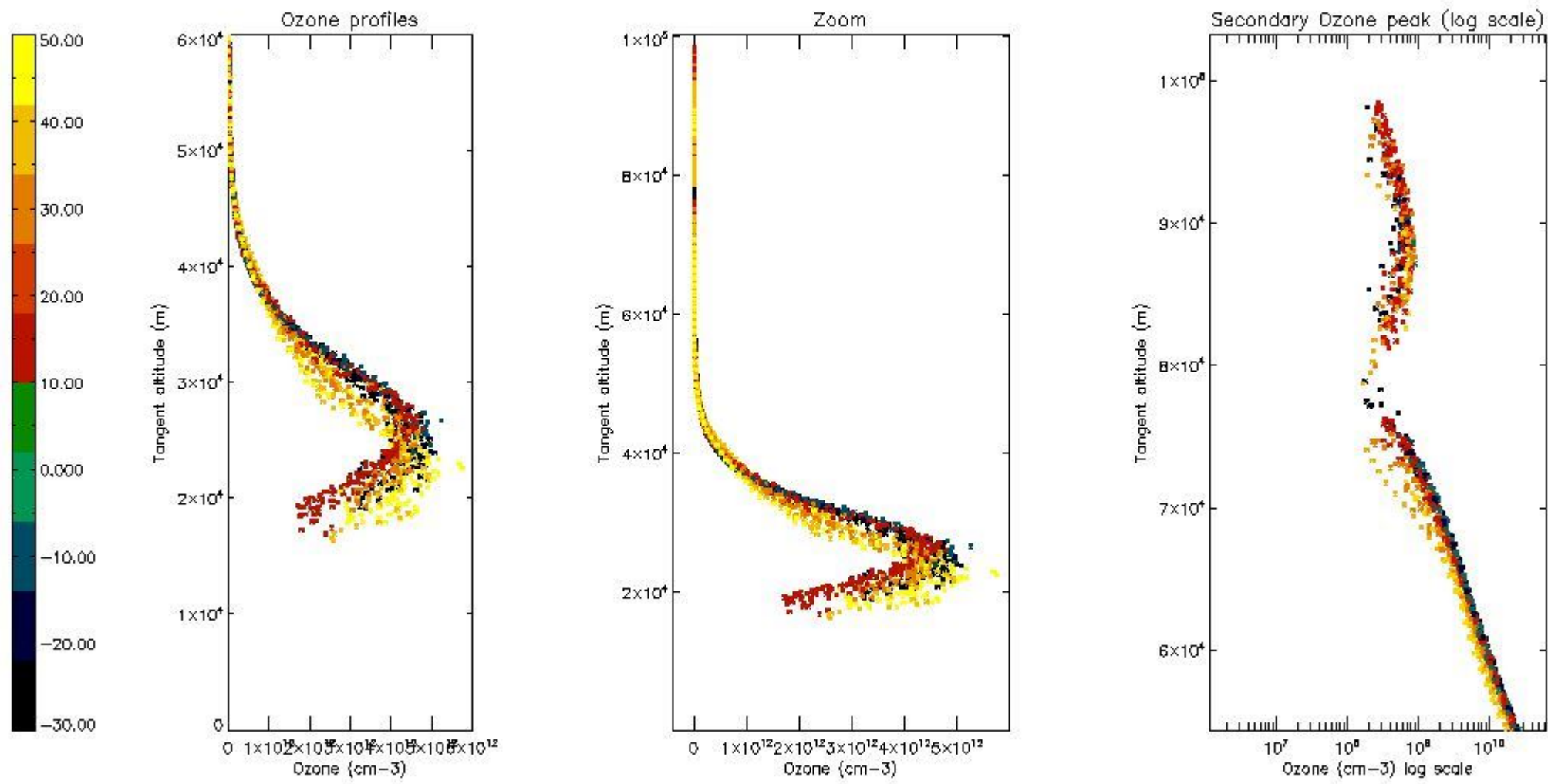
5.4 Plot ozone profiles where $STD < 10\%$ (dark without errors)

The colorbar represents the latitude.



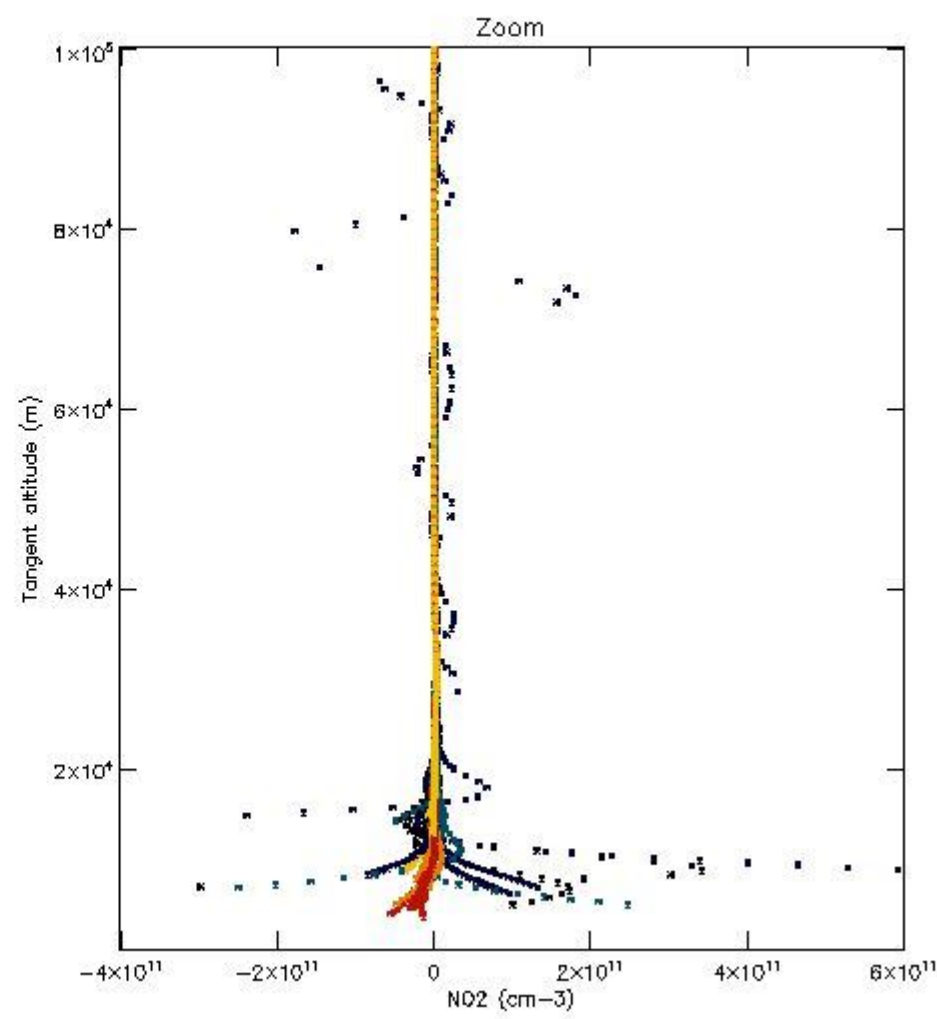
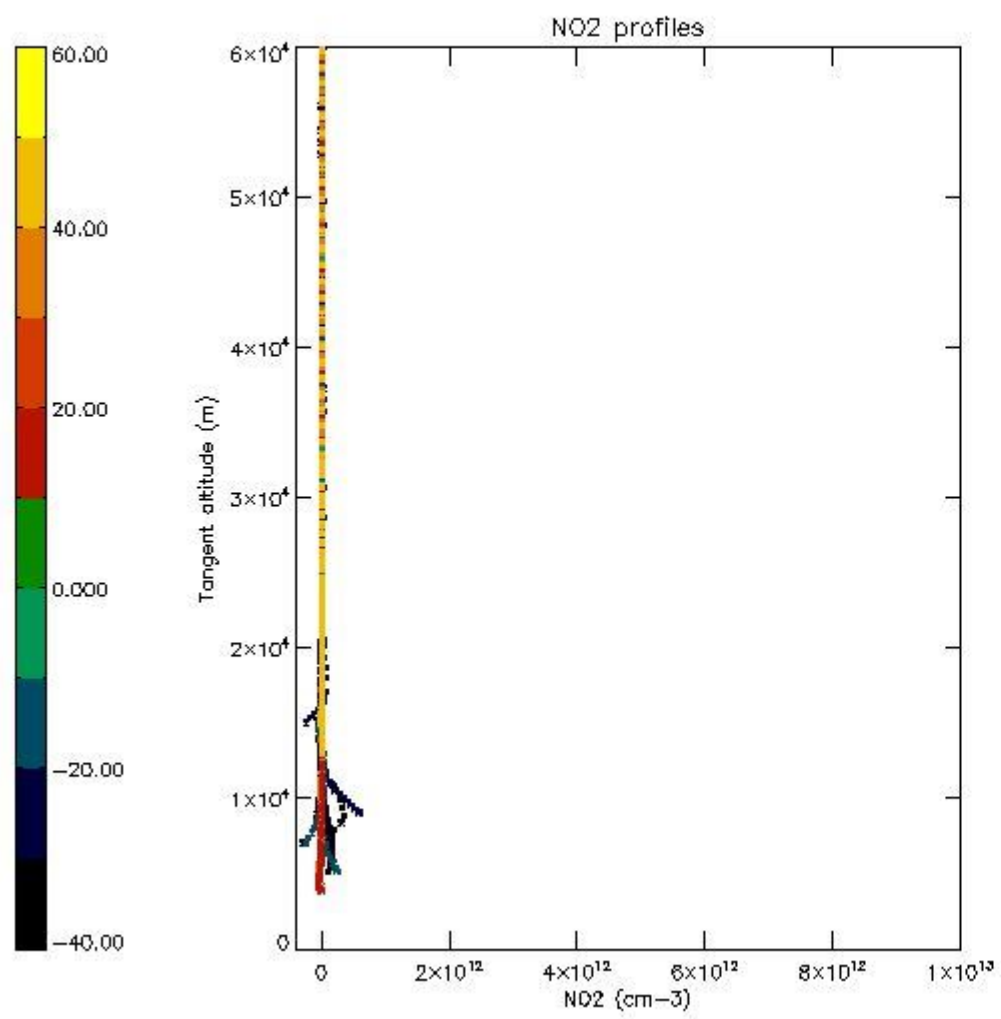
5.5 Plot ozone profiles where $STD < 5\%$ (dark without errors)

The colorbar represents the latitude.



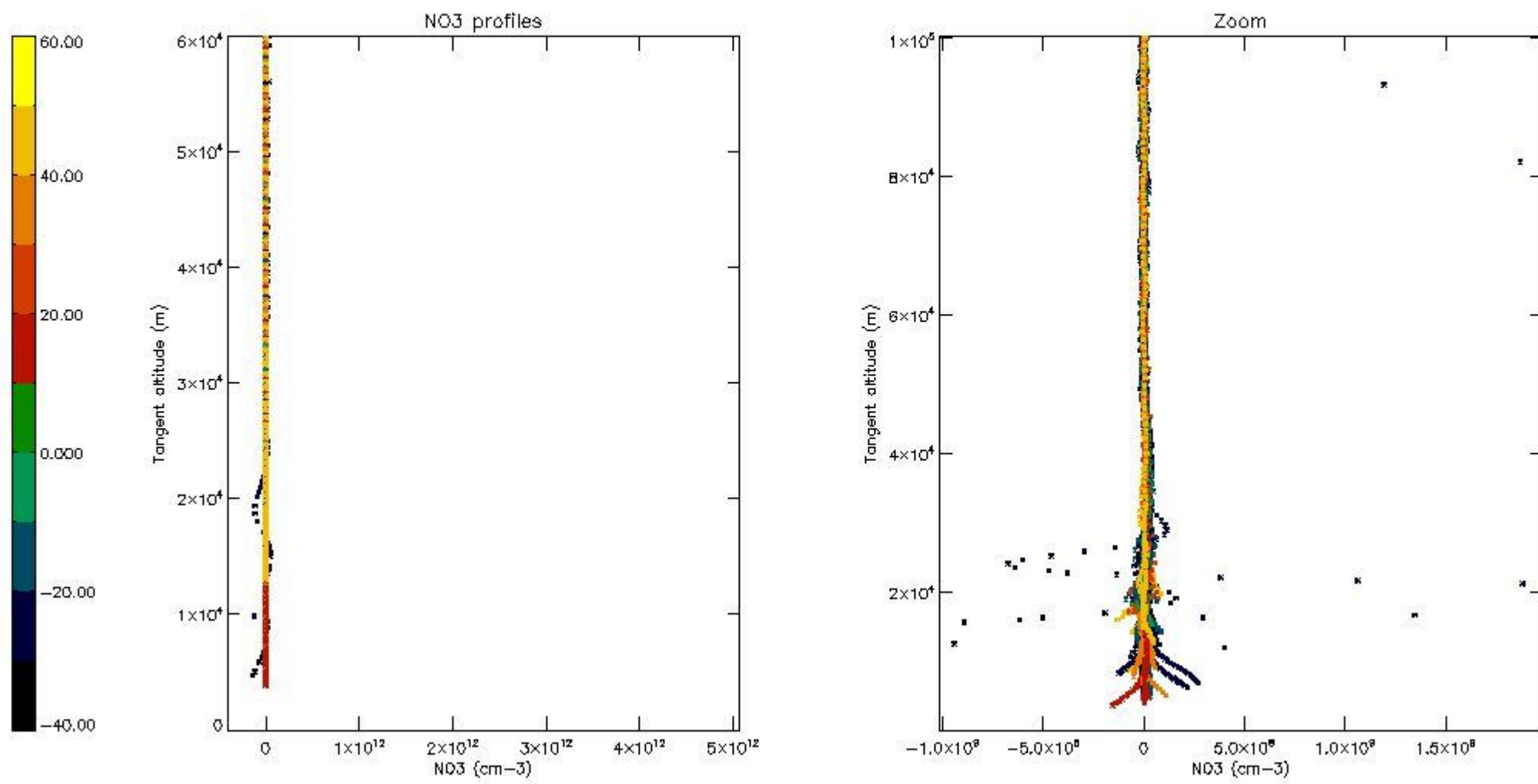
5.6 Plot NO₂ profiles for all STD (dark without errors)

The colorbar represents the latitude.



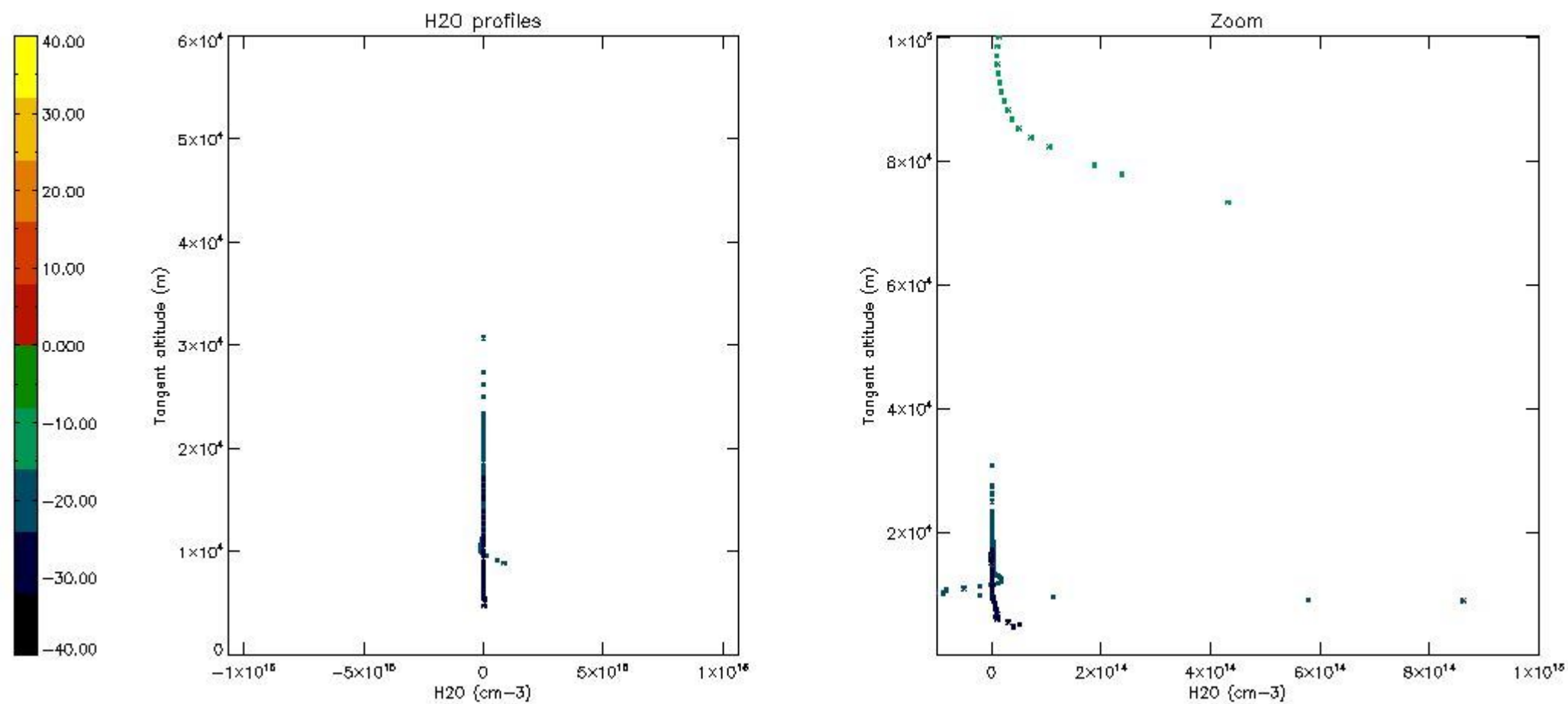
5.7 Plot NO3 profiles for all STD (dark without errors)

The colorbar represents the latitude.



5.8 Plot H₂O profiles for all STD (only for occultations of stars 1,2,3,4,13,14,16,26,63 dark without errors)

The colorbar represents the latitude.



6. Auxiliary Data Files used for the production reported in section 2

The number reported in the third column indicates since which file (see list in section 2) the corresponding auxiliary file has been used. The fourth column is the date of those product files.

Type	Auxiliary Filename	Used since product	Used since product date
INST_PHYS_CHARACTERISTICS	GOM_INS_AXNIEC20050627_150440_20020301_000000_20100101_000000	1	09-NOV-2002 00:00:23
LEVEL-2_PROC_CONFIG	GOM_PR2_AXVIEC20091111_152718_20020301_000000_20500101_000000	1	09-NOV-2002 00:00:23
CROSS_SECTIONS_FILE	GOM_CRS_AXVIEC20091111_154832_20020301_000000_20500101_000000	1	09-NOV-2002 00:00:23

GOMOS Level 2 Daily Report

SUMMARY

[1. General Info](#)

[2. Summary of processed GOM_NL_2P products](#)

[3. Level 2 Quality information per product](#)

[3.1 Plot of level 2 quality information per product \(time dependant\)](#)

[3.2 Plot of level 2 quality information per product \(world map\)](#)

[4. Level 1 Quality information per product \(stored on level 2 products\)](#)

[4.1 Plot of level 1 quality information per product \(time dependant\)](#)

[4.1.1 Plot of level 1 quality information per product \(time dependant\): ASCENDING](#)

[4.1.2 Plot of level 1 quality information per product \(time dependant\): DESCENDING](#)

[4.2 Plot of level 1 quality information per product \(world map\)](#)

[4.2.1 Plot of level 1 quality information per product \(world map\): ASCENDING](#)

[4.2.2 Plot of level 1 quality information per product \(world map\): DESCENDING](#)

[5. Ozone profiles based on quality statistics and other trace gas profiles](#)

[5.1 Ozone statistics based on quality of products](#)

[5.2 Plot ozone profiles for all STD \(dark without errors\)](#)

[5.3 Plot ozone profiles where STD < 20% \(dark without errors\)](#)

[5.4. Plot ozone profiles where STD < 10% \(dark without errors\)](#)

[5.5. Plot ozone profiles where STD < 5% \(dark without errors\)](#)

[5.6 Plot NO2 profiles for all STD \(dark without errors\)](#)

[5.7 Plot NO3 profiles for all STD \(dark without errors\)](#)

[5.8 Plot H2O profiles \(only for occultations of stars 1,2,3,4,13,14,16,26,63 dark without errors\) for all STD](#)

[6. Auxiliary Data Files used for the production reported in section 2](#)

This report presents the daily analysis on parameters extracted from GOMOS level 2 data (GOM_NL__2P). It is intended to monitor some important parameters that will impact the quality of these products. A list of level 2 products (and content) that have arrived during the reporting day to the PCF is also given.

Item	Value
Time of report generation	17APR2013 20:02:42
Data source version	GOMOS/6.01
Start time of products	09-11-2002 (09NOV2002 00:00:00)
Stop time of products	10-11-2002 (10NOV2002 00:00:00)
Store outputs in DB	Yes
Nb of level 2 prods	187
Nb of prods with errors	5

2. Summary of processed GOM_NL__2P products.

Nr	Filename	UTC Start time	Limb	Duration	Star Id	Star Name	Star Mag	Star Temp	Nb Meas	Orbit	Prod. error
1	GOM_NL__2PRFIN20021109_000023_00000572011_00059_03620_1499.N1	09-NOV-2002 00:00:23	Bright	56.500	149	45Eps Per	2.8880	30000.	113	3620	No
2	GOM_NL__2PRFIN20021109_000213_00000492011_00059_03620_1500.N1	09-NOV-2002 00:02:13	Bright	49.000	160	23Gam Per	2.9300	4700.0	98	3620	No
3	GOM_NL__2PRFIN20021109_000633_00000722011_00059_03620_1501.N1	09-NOV-2002 00:06:33	Bright	72.000	6	13Alp Aur	0.080000	3400.0	144	3620	No
4	GOM_NL__2PRFIN20021109_001111_00000452011_00059_03620_1502.N1	09-NOV-2002 00:11:11	Bright	45.000	49	1Alp UMi	1.9900	6300.0	90	3620	No
5	GOM_NL__2PRFIN20021109_001519_00000462011_00059_03620_1503.N1	09-NOV-2002 00:15:19	Bright	46.000	60	7Bet UMi	2.0810	3950.0	92	3620	No
6	GOM_NL__2PRFIN20021109_001906_00000482011_00059_03620_1504.N1	09-NOV-2002 00:19:06	Bright	47.500	36	50Alp UMa	1.8000	6300.0	95	3620	No
7	GOM_NL__2PRFIN20021109_002042_00000522011_00059_03620_1505.N1	09-NOV-2002 00:20:42	Bright	51.500	82	48Bet UMa	2.3650	10600.	103	3620	No
8	GOM_NL__2PRFIN20021109_002235_00000442011_00059_03620_1506.N1	09-NOV-2002 00:22:35	Bright	43.500	39	85Eta UMa	1.8540	24000.	87	3620	No
9	GOM_NL__2PRFIN20021109_002435_00000512011_00059_03620_1507.N1	09-NOV-2002 00:24:35	Bright	50.500	174	52Psi UMa	3.0040	4400.0	101	3620	No
10	GOM_NL__2PRFIN20021109_003330_00000842011_00059_03620_1508.N1	09-NOV-2002 00:33:30	Bright	84.000	166	17Eps Leo	2.9800	6000.0	168	3620	No
11	GOM_NL__2PRFIN20021109_003931_000001812011_00059_03620_1509.N1	09-NOV-2002 00:39:31	Dark	181.00	1015	Jupiter	0.0000	0.0000	362	3620	Yes
12	GOM_NL__2PRFIN20021109_004850_000001102011_00059_03620_1510.N1	09-NOV-2002 00:48:50	Dark	110.00	48	30Alp Hya	1.9770	4100.0	220	3620	No
13	GOM_NL__2PRFIN20021109_005241_00000582011_00059_03620_1511.N1	09-NOV-2002 00:52:41	Dark	57.500	26	Gam Cru	1.6240	2900.0	115	3620	No
14	GOM_NL__2PRFIN20021109_005420_00000482011_00059_03620_1512.N1	09-NOV-2002 00:54:20	Dark	47.500	12	Alp1Cru	0.77500	30000.	95	3620	No
15	GOM_NL__2PRFIN20021109_005647_00000492011_00060_03621_1509.N1	09-NOV-2002 00:56:47	Dark	49.000	91	Kap Vel	2.4900	26000.	98	3621	No
16	GOM_NL__2PRFIN20021109_010453_00000592011_00060_03621_1510.N1	09-NOV-2002 01:04:53	Dark	58.500	2	Alp Car	-0.73600	7000.0	117	3621	No
17	GOM_NL__2PRFIN20021109_010805_000001312011_00060_03621_1511.N1	09-NOV-2002 01:08:05	Dark	131.00	37	25Del CMa	1.8300	5900.0	262	3621	No
18	GOM_NL__2PRFIN20021109_011131_00000702011_00060_03621_1512.N1	09-NOV-2002 01:11:31	Dark	70.000	108	Alp Col	2.6520	15200.	140	3621	No
19	GOM_NL__2PRFIN20021109_011421_00000472011_00060_03621_1513.N1	09-NOV-2002 01:14:21	Straylight	47.000	157	The1Eri	2.9060	9300.0	94	3621	No
20	GOM_NL__2PRFIN20021109_011800_000001792011_00060_03621_1514.N1	09-NOV-2002 01:18:00	Straylight	179.00	47	2Bet CMa	1.9760	28000.	358	3621	No
21	GOM_NL__2PRFIN20021109_012522_000001442011_00060_03621_1515.N1	09-NOV-2002 01:25:22	Twilight_stray	144.00	7	19Bet Ori	0.10000	14000.	288	3621	No
22	GOM_NL__2PRFIN20021109_013228_00000452011_00060_03621_1516.N1	09-NOV-2002 01:32:28	Bright	45.000	105	6Bet Ari	2.6450	8900.0	90	3621	No
23	GOM_NL__2PRFIN20021109_013544_00000452011_00060_03621_1517.N1	09-NOV-2002 01:35:44	Bright	44.500	58	21Alp And	2.0730	11000.	89	3621	No
24	GOM_NL__2PRFIN20021109_013842_00000452011_00060_03621_1518.N1	09-NOV-2002 01:38:42	Bright	45.000	73	57Gam1And	2.2600	13100.	90	3621	No
25	GOM_NL__2PRFIN20021109_014059_00000552011_00060_03621_1519.N1	09-NOV-2002 01:40:59	Bright	54.500	149	45Eps Per	2.8880	30000.	109	3621	No
26	GOM_NL__2PRFIN20021109_014250_00000492011_00060_03621_1520.N1	09-NOV-2002 01:42:50	Bright	48.500	160	23Gam Per	2.9300	4700.0	97	3621	No
27	GOM_NL__2PRFIN20021109_014708_00000702011_00060_03621_1521.N1	09-NOV-2002 01:47:08	Bright	70.000	6	13Alp Aur	0.080000	3400.0	140	3621	No
28	GOM_NL__2PRFIN20021109_015148_00000442011_00060_03621_1522.N1	09-NOV-2002 01:51:48	Bright	43.500	49	1Alp UMi	1.9900	6300.0	87	3621	No
29	GOM_NL__2PRFIN20021109_015556_00000442011_00060_03621_1523.N1	09-NOV-2002 01:55:56	Bright	44.000	60	7Bet UMi	2.0810	3950.0	88	3621	No
30	GOM_NL__2PRFIN20021109_015942_00000482011_00060_03621_1524.N1	09-NOV-2002 01:59:42	Bright	48.000	36	50Alp UMa	1.8000	6300.0	96	3621	No
31	GOM_NL__2PRFIN20021109_020120_00000492011_00060_03621_1525.N1	09-NOV-2002 02:01:20	Bright	49.000	82	48Bet UMa	2.3650	10600.	98	3621	No
32	GOM_NL__2PRFIN20021109_020311_00000432011_00060_03621_1526.N1	09-NOV-2002 02:03:11	Bright	42.500	39	85Eta UMa	1.8540	24000.	85	3621	No
33	GOM_NL__2PRFIN20021109_020511_00000522011_00060_03621_1527.N1	09-NOV-2002 02:05:11	Bright	52.000	174	52Psi UMa	3.0040	4400.0	104	3621	No
34	GOM_NL__2PRFIN20021109_021406_00000862011_00060_03621_1528.N1	09-NOV-2002 02:14:06	Bright	86.000	166	17Eps Leo	2.9800	6000.0	172	3621	No
35	GOM_NL__2PRFIN20021109_022008_000001502011_00060_03621_1529.N1	09-NOV-2002 02:20:08	Dark	150.00	1015	Jupiter	0.0000	0.0000	300	3621	Yes
36	GOM_NL__2PRFIN20021109_022928_000001102011_00060_03621_1530.N1	09-NOV-2002 02:29:28	Dark	110.00	48	30Alp Hya	1.9770	4100.0	220	3621	No
37	GOM_NL__2PRFIN20021109_023317_00000482011_00060_03621_1531.N1	09-NOV-2002 02:33:17	Dark	47.500	26	Gam Cru	1.6240	2900.0	95	3621	No
38	GOM_NL__2PRFIN20021109_023456_00000442011_00060_03621_1532.N1	09-NOV-2002 02:34:56	Dark	43.500	12	Alp1Cru	0.77500	30000.	87	3621	No
39	GOM_NL__2PRFIN20021109_023724_00000472011_00061_03622_1510.N1	09-NOV-2002 02:37:24	Dark	47.000	91	Kap Vel	2.4900	26000.	94	3622	No
40	GOM_NL__2PRFIN20021109_024529_00000702011_00061_03622_1511.N1	09-NOV-2002 02:45:29	Dark	70.000	2	Alp Car	-0.73600	7000.0	140	3622	No
41	GOM_NL__2PRFIN20021109_024842_000001222011_00061_03622_1512.N1	09-NOV-2002 02:48:42	Dark	122.00	37	25Del CMa	1.8300	5900.0	244	3622	No
42	GOM_NL__2PRFIN20021109_025208_00000672011_00061_03622_1513.N1	09-NOV-2002 02:52:08	Dark	67.000	108	Alp Col	2.6520	15200.	134	3622	No

43	GOM_NL__2PRFIN20021109_025457_000000492011_00061_03622_1514.N1	09-NOV-2002 02:54:57	Straylight	48.500	157	The1Eri	2.9060	9300.0	97	3622	No
44	GOM_NL__2PRFIN20021109_025837_000001892011_00061_03622_1515.N1	09-NOV-2002 02:58:37	Straylight	189.00	47	2Bet CMa	1.9760	28000.	378	3622	No
45	GOM_NL__2PRFIN20021109_030558_000001402011_00061_03622_1516.N1	09-NOV-2002 03:05:58	Tw_i_and_stray	139.50	7	19Bet Ori	0.10000	14000.	279	3622	No
46	GOM_NL__2PRFIN20021109_031304_000000462011_00061_03622_1517.N1	09-NOV-2002 03:13:04	Bright	45.500	105	6Bet Ari	2.6450	8900.0	91	3622	No
47	GOM_NL__2PRFIN20021109_031620_000000442011_00061_03622_1518.N1	09-NOV-2002 03:16:20	Bright	44.000	58	21Alp And	2.0730	11000.	88	3622	No
48	GOM_NL__2PRFIN20021109_031918_000000452011_00061_03622_1519.N1	09-NOV-2002 03:19:18	Bright	44.500	73	57Gam1And	2.2600	13100.	89	3622	No
49	GOM_NL__2PRFIN20021109_032134_000000552011_00061_03622_1520.N1	09-NOV-2002 03:21:34	Bright	55.000	149	45Eps Per	2.8880	30000.	110	3622	No
50	GOM_NL__2PRFIN20021109_032325_000000482011_00061_03622_1521.N1	09-NOV-2002 03:23:25	Bright	48.000	160	23Gam Per	2.9300	4700.0	96	3622	No
51	GOM_NL__2PRFIN20021109_032743_000000692011_00061_03622_1522.N1	09-NOV-2002 03:27:43	Bright	69.000	6	13Alp Aur	0.080000	3400.0	138	3622	No
52	GOM_NL__2PRFIN20021109_033224_000000432011_00061_03622_1523.N1	09-NOV-2002 03:32:24	Bright	42.500	49	1Alp UMi	1.9900	6300.0	85	3622	No
53	GOM_NL__2PRFIN20021109_033633_000000462011_00061_03622_1524.N1	09-NOV-2002 03:36:33	Bright	45.500	60	7Bet UMi	2.0810	3950.0	91	3622	No
54	GOM_NL__2PRFIN20021109_034019_000000502011_00061_03622_1525.N1	09-NOV-2002 03:40:19	Bright	50.000	36	50Alp UMa	1.8000	6300.0	100	3622	No
55	GOM_NL__2PRFIN20021109_034157_000000482011_00061_03622_1526.N1	09-NOV-2002 03:41:57	Bright	48.000	82	48Bet UMa	2.3650	10600.	96	3622	No
56	GOM_NL__2PRFIN20021109_034348_000000412011_00061_03622_1527.N1	09-NOV-2002 03:43:48	Bright	40.500	39	85Eta UMa	1.8540	24000.	81	3622	No
57	GOM_NL__2PRFIN20021109_034548_000000492011_00061_03622_1528.N1	09-NOV-2002 03:45:48	Bright	49.000	174	52Psi UMa	3.0040	4400.0	98	3622	No
58	GOM_NL__2PRFIN20021109_035444_000000792011_00061_03622_1529.N1	09-NOV-2002 03:54:44	Bright	79.000	166	17Eps Leo	2.9800	6000.0	158	3622	No
59	GOM_NL__2PRFIN20021109_040047_000001562011_00061_03622_1530.N1	09-NOV-2002 04:00:47	Dark	155.50	1015	Jupiter	0.0000	0.0000	311	3622	Yes
60	GOM_NL__2PRFIN20021109_041006_000001152011_00061_03622_1531.N1	09-NOV-2002 04:10:06	Dark	115.00	48	30Alp Hya	1.9770	4100.0	230	3622	No
61	GOM_NL__2PRFIN20021109_041353_000000582011_00061_03622_1532.N1	09-NOV-2002 04:13:53	Dark	57.500	26	Gam Cru	1.6240	2900.0	115	3622	No
62	GOM_NL__2PRFIN20021109_041532_000000522011_00061_03622_1533.N1	09-NOV-2002 04:15:32	Dark	51.500	12	Alp1Cru	0.77500	30000.	103	3622	No
63	GOM_NL__2PRFIN20021109_041800_000000482011_00062_03623_1510.N1	09-NOV-2002 04:18:00	Dark	48.000	91	Kap Vel	2.4900	26000.	96	3623	No
64	GOM_NL__2PRFIN20021109_042606_000000572011_00062_03623_1511.N1	09-NOV-2002 04:26:06	Dark	57.000	2	Alp Car	-0.73600	7000.0	114	3623	No
65	GOM_NL__2PRFIN20021109_042920_000001172011_00062_03623_1512.N1	09-NOV-2002 04:29:20	Dark	116.50	37	25Del CMa	1.8300	5900.0	233	3623	No
66	GOM_NL__2PRFIN20021109_043245_000000692011_00062_03623_1513.N1	09-NOV-2002 04:32:45	Dark	68.500	108	Alp Col	2.6520	15200.	137	3623	No
67	GOM_NL__2PRFIN20021109_043533_000000472011_00062_03623_1514.N1	09-NOV-2002 04:35:33	Straylight	46.500	157	The1Eri	2.9060	9300.0	93	3623	No
68	GOM_NL__2PRFIN20021109_043914_000001862011_00062_03623_1515.N1	09-NOV-2002 04:39:14	Straylight	186.00	47	2Bet CMa	1.9760	28000.	372	3623	No
69	GOM_NL__2PRFIN20021109_044633_000001292011_00062_03623_1516.N1	09-NOV-2002 04:46:33	Tw_i_and_stray	128.50	7	19Bet Ori	0.10000	14000.	257	3623	No
70	GOM_NL__2PRFIN20021109_045340_000000462011_00062_03623_1517.N1	09-NOV-2002 04:53:40	Bright	45.500	105	6Bet Ari	2.6450	8900.0	91	3623	No
71	GOM_NL__2PRFIN20021109_045656_000000452011_00062_03623_1518.N1	09-NOV-2002 04:56:56	Bright	44.500	58	21Alp And	2.0730	11000.	89	3623	No
72	GOM_NL__2PRFIN20021109_045954_000000462011_00062_03623_1519.N1	09-NOV-2002 04:59:54	Bright	46.000	73	57Gam1And	2.2600	13100.	92	3623	No
73	GOM_NL__2PRFIN20021109_050209_000000552011_00062_03623_1520.N1	09-NOV-2002 05:02:09	Bright	55.000	149	45Eps Per	2.8880	30000.	110	3623	No
74	GOM_NL__2PRFIN20021109_050401_000000482011_00062_03623_1521.N1	09-NOV-2002 05:04:01	Bright	48.000	160	23Gam Per	2.9300	4700.0	96	3623	No
75	GOM_NL__2PRFIN20021109_050818_000000702011_00062_03623_1522.N1	09-NOV-2002 05:08:18	Bright	70.000	6	13Alp Aur	0.080000	3400.0	140	3623	No
76	GOM_NL__2PRFIN20021109_051300_000000422011_00062_03623_1523.N1	09-NOV-2002 05:13:00	Bright	41.500	49	1Alp UMi	1.9900	6300.0	83	3623	No
77	GOM_NL__2PRFIN20021109_051709_000000442011_00062_03623_1524.N1	09-NOV-2002 05:17:09	Bright	43.500	60	7Bet UMi	2.0810	3950.0	87	3623	No
78	GOM_NL__2PRFIN20021109_052054_000000492011_00062_03623_1525.N1	09-NOV-2002 05:20:54	Bright	49.000	36	50Alp UMa	1.8000	6300.0	98	3623	No
79	GOM_NL__2PRFIN20021109_052233_000000492011_00062_03623_1526.N1	09-NOV-2002 05:22:33	Bright	48.500	82	48Bet UMa	2.3650	10600.	97	3623	No
80	GOM_NL__2PRFIN20021109_052424_000000442011_00062_03623_1527.N1	09-NOV-2002 05:24:24	Bright	43.500	39	85Eta UMa	1.8540	24000.	87	3623	No
81	GOM_NL__2PRFIN20021109_052625_000000502011_00062_03623_1528.N1	09-NOV-2002 05:26:25	Bright	50.000	174	52Psi UMa	3.0040	4400.0	100	3623	No
82	GOM_NL__2PRFIN20021109_053520_000000892011_00062_03623_1529.N1	09-NOV-2002 05:35:20	Bright	89.000	166	17Eps Leo	2.9800	6000.0	178	3623	No
83	GOM_NL__2PRFIN20021109_054125_000001662011_00062_03623_1530.N1	09-NOV-2002 05:41:25	Dark	165.50	1015	Jupiter	0.0000	0.0000	331	3623	Yes
84	GOM_NL__2PRFIN20021109_055044_000001172011_00062_03623_1531.N1	09-NOV-2002 05:50:44	Dark	116.50	48	30Alp Hya	1.9770	4100.0	233	3623	No
85	GOM_NL__2PRFIN20021109_055429_000000502011_00062_03623_1532.N1	09-NOV-2002 05:54:29	Dark	49.500	26	Gam Cru	1.6240	2900.0	99	3623	No
86	GOM_NL__2PRFIN20021109_055608_000000492011_00062_03623_1533.N1	09-NOV-2002 05:56:08	Dark	49.000	12	Alp1Cru	0.77500	30000.	98	3623	No
87	GOM_NL__2PRFIN20021109_055837_000000492011_00063_03624_1510.N1	09-NOV-2002 05:58:37	Dark	49.000	91	Kap Vel	2.4900	26000.	98	3624	No
88	GOM_NL__2PRFIN20021109_060643_000000672011_00063_03624_1511.N1	09-NOV-2002 06:06:43	Dark	67.000	2	Alp Car	-0.73600	7000.0	134	3624	No
89	GOM_NL__2PRFIN20021109_060958_000001202011_00063_03624_1512.N1	09-NOV-2002 06:09:58	Dark	120.00	37	25Del CMa	1.8300	5900.0	240	3624	No
90	GOM_NL__2PRFIN20021109_061322_000000662011_00063_03624_1513.N1	09-NOV-2002 06:13:22	Dark	66.000	108	Alp Col	2.6520	15200.	132	3624	No
91	GOM_NL__2PRFIN20021109_061610_000000482011_00063_03624_1514.N1	09-NOV-2002 06:16:10	Straylight	48.000	157	The1Eri	2.9060	9300.0	96	3624	No
92	GOM_NL__2PRFIN20021109_061950_000001902011_00063_03624_1515.N1	09-NOV-2002 06:19:50	Straylight	190.00	47	2Bet CMa	1.9760	28000.	380	3624	No
93	GOM_NL__2PRFIN20021109_062708_000001472011_00063_03624_1516.N1	09-NOV-2002 06:27:08	Tw_i_and_stray	146.50	7	19Bet Ori	0.10000	14000.	293	3624	No
94	GOM_NL__2PRFIN20021109_063416_000000452011_00063_03624_1517.N1	09-NOV-2002 06:34:16	Bright	44.500	105	6Bet Ari	2.6450	8900.0	89	3624	No
95	GOM_NL__2PRFIN20021109_063733_000000442011_00063_03624_1518.N1	09-NOV-2002 06:37:33	Bright	44.000	58	21Alp And	2.0730	11000.	88	3624	No
96	GOM_NL__2PRFIN20021109_064030_000000452011_00063_03624_1519.N1	09-NOV-2002 06:40:30	Bright	45.000	73	57Gam1And	2.2600	13100.	90	3624	No
97	GOM_NL__2PRFIN20021109_064244_000000562011_00063_03624_1520.N1	09-NOV-2002 06:42:44	Bright	55.500	149	45Eps Per	2.8880	30000.	111	3624	No
98	GOM_NL__2PRFIN20021109_064437_000000482011_00063_03624_1521.N1	09-NOV-2002 06:44:37	Bright	48.000	160	23Gam Per	2.9300	4700.0	96	3624	No
99	GOM_NL__2PRFIN20021109_064853_000000742011_00063_03624_1522.N1	09-NOV-2002 06:48:53	Bright	73.500	6	13Alp Aur	0.080000	3400.0	147	3624	No
100	GOM_NL__2PRFIN20021109_065336_000000452011_00063_03624_1523.N1	09-NOV-2002 06:53:36	Bright	44.500	49	1Alp UMi	1.9900	6300.0	89	3624	No
101	GOM_NL__2PRFIN20021109_065745_000000442011_00063_03624_1524.N1	09-NOV-2002 06:57:45	Bright	44.000	60	7Bet UMi	2.0810	3950.0	88	3624	No

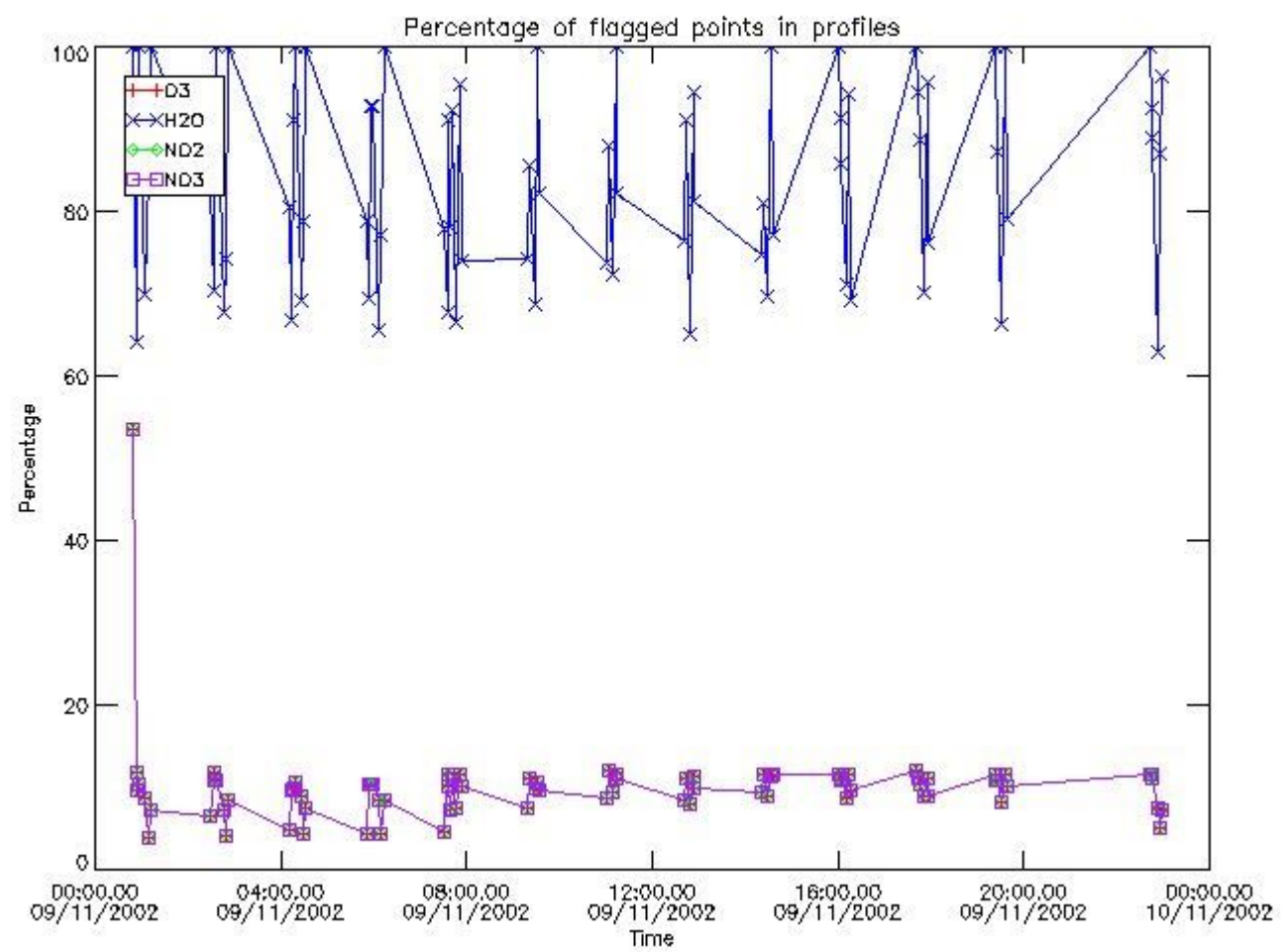
102	GOM_NL__2PRFIN20021109_070131_000000512011_00063_03624_1525.N1	09-NOV-2002 07:01:31	Bright	50.500	36	50Alp UMa	1.8000	6300.0	101	3624	No
103	GOM_NL__2PRFIN20021109_070309_000000462011_00063_03624_1526.N1	09-NOV-2002 07:03:09	Bright	46.000	82	48Bet UMa	2.3650	10600.	92	3624	No
104	GOM_NL__2PRFIN20021109_070500_000000412011_00063_03624_1527.N1	09-NOV-2002 07:05:00	Bright	41.000	39	85Eta UMa	1.8540	24000.	82	3624	No
105	GOM_NL__2PRFIN20021109_070701_000000502011_00063_03624_1528.N1	09-NOV-2002 07:07:01	Bright	49.500	174	52Psi UMa	3.0040	4400.0	99	3624	No
106	GOM_NL__2PRFIN20021109_071557_000000842011_00063_03624_1529.N1	09-NOV-2002 07:15:57	Bright	84.000	166	17Eps Leo	2.9800	6000.0	168	3624	No
107	GOM_NL__2PRFIN20021109_072203_000001552011_00063_03624_1530.N1	09-NOV-2002 07:22:03	Dark	155.00	1015	Jupiter	0.0000	0.0000	310	3624	Yes
108	GOM_NL__2PRFIN20021109_073122_000001122011_00063_03624_1531.N1	09-NOV-2002 07:31:22	Dark	111.50	48	30Alp Hya	1.9770	4100.0	223	3624	No
109	GOM_NL__2PRFIN20021109_073505_000000492011_00063_03624_1532.N1	09-NOV-2002 07:35:05	Dark	48.500	26	Gam Cru	1.6240	2900.0	97	3624	No
110	GOM_NL__2PRFIN20021109_073644_000000512011_00063_03624_1533.N1	09-NOV-2002 07:36:44	Dark	50.500	12	Alp1Cru	0.77500	30000.	101	3624	No
111	GOM_NL__2PRFIN20021109_073835_000000712011_00064_03625_9444.N1	09-NOV-2002 07:38:35	Dark	71.000	65	Lam Vel	2.2040	4400.0	142	3625	No
112	GOM_NL__2PRFIN20021109_074119_000000462011_00064_03625_9445.N1	09-NOV-2002 07:41:19	Dark	46.000	29	Bet Car	1.6720	10200.	92	3625	No
113	GOM_NL__2PRFIN20021109_074720_000000692011_00064_03625_9446.N1	09-NOV-2002 07:47:20	Dark	69.000	2	Alp Car	-0.73600	7000.0	138	3625	No
114	GOM_NL__2PRFIN20021109_075149_000000442011_00064_03625_9447.N1	09-NOV-2002 07:51:49	Dark	44.000	143	Alp Hyi	2.8570	7200.0	88	3625	No
115	GOM_NL__2PRFIN20021109_075311_000000512011_00064_03625_9448.N1	09-NOV-2002 07:53:11	Dark	50.500	9	Alp Eri	0.45300	24000.	101	3625	No
116	GOM_NL__2PRFIN20021109_075646_000000482011_00064_03625_9449.N1	09-NOV-2002 07:56:46	Straylight	47.500	157	The1Eri	2.9060	9300.0	95	3625	No
117	GOM_NL__2PRFIN20021109_080105_000002172011_00064_03625_9450.N1	09-NOV-2002 08:01:05	Tw_i_and_stray	217.00	1	9Alp CMa	-1.4400	11000.	434	3625	No
118	GOM_NL__2PRFIN20021109_080744_000001332011_00064_03625_9451.N1	09-NOV-2002 08:07:44	Tw_i_and_stray	132.50	7	19Bet Ori	0.10000	14000.	265	3625	No
119	GOM_NL__2PRFIN20021109_091912_000000682011_00065_03626_9444.N1	09-NOV-2002 09:19:12	Dark	68.000	65	Lam Vel	2.2040	4400.0	136	3626	No
120	GOM_NL__2PRFIN20021109_092155_000000462011_00065_03626_9445.N1	09-NOV-2002 09:21:55	Dark	45.500	29	Bet Car	1.6720	10200.	91	3626	No
121	GOM_NL__2PRFIN20021109_092757_000000572011_00065_03626_9446.N1	09-NOV-2002 09:27:57	Dark	56.500	2	Alp Car	-0.73600	7000.0	113	3626	No
122	GOM_NL__2PRFIN20021109_093226_000000482011_00065_03626_9447.N1	09-NOV-2002 09:32:26	Dark	48.000	143	Alp Hyi	2.8570	7200.0	96	3626	No
123	GOM_NL__2PRFIN20021109_093347_000000542011_00065_03626_9448.N1	09-NOV-2002 09:33:47	Dark	53.500	9	Alp Eri	0.45300	24000.	107	3626	No
124	GOM_NL__2PRFIN20021109_093722_000000472011_00065_03626_9449.N1	09-NOV-2002 09:37:22	Straylight	47.000	157	The1Eri	2.9060	9300.0	94	3626	No
125	GOM_NL__2PRFIN20021109_094141_000002172011_00065_03626_9450.N1	09-NOV-2002 09:41:41	Tw_i_and_stray	217.00	1	9Alp CMa	-1.4400	11000.	434	3626	No
126	GOM_NL__2PRFIN20021109_105949_000000602011_00066_03627_9444.N1	09-NOV-2002 10:59:49	Dark	59.500	65	Lam Vel	2.2040	4400.0	119	3627	No
127	GOM_NL__2PRFIN20021109_110232_000000472011_00066_03627_9445.N1	09-NOV-2002 11:02:32	Dark	46.500	29	Bet Car	1.6720	10200.	93	3627	No
128	GOM_NL__2PRFIN20021109_110833_000000552011_00066_03627_9446.N1	09-NOV-2002 11:08:33	Dark	54.500	2	Alp Car	-0.73600	7000.0	109	3627	No
129	GOM_NL__2PRFIN20021109_111302_000000452011_00066_03627_9447.N1	09-NOV-2002 11:13:02	Dark	44.500	143	Alp Hyi	2.8570	7200.0	89	3627	No
130	GOM_NL__2PRFIN20021109_111423_000000462011_00066_03627_9448.N1	09-NOV-2002 11:14:23	Dark	45.500	9	Alp Eri	0.45300	24000.	91	3627	No
131	GOM_NL__2PRFIN20021109_111759_000000462011_00066_03627_9449.N1	09-NOV-2002 11:17:59	Straylight	46.000	157	The1Eri	2.9060	9300.0	92	3627	No
132	GOM_NL__2PRFIN20021109_112218_000002172011_00066_03627_9450.N1	09-NOV-2002 11:22:18	Tw_i_and_stray	217.00	1	9Alp CMa	-1.4400	11000.	434	3627	No
133	GOM_NL__2PRFIN20021109_124026_000000602011_00067_03628_9444.N1	09-NOV-2002 12:40:26	Dark	60.000	65	Lam Vel	2.2040	4400.0	120	3628	No
134	GOM_NL__2PRFIN20021109_124308_000000462011_00067_03628_9445.N1	09-NOV-2002 12:43:08	Dark	45.500	29	Bet Car	1.6720	10200.	91	3628	No
135	GOM_NL__2PRFIN20021109_124910_000000652011_00067_03628_9446.N1	09-NOV-2002 12:49:10	Dark	65.000	2	Alp Car	-0.73600	7000.0	130	3628	No
136	GOM_NL__2PRFIN20021109_125338_000000452011_00067_03628_9447.N1	09-NOV-2002 12:53:38	Dark	45.000	143	Alp Hyi	2.8570	7200.0	90	3628	No
137	GOM_NL__2PRFIN20021109_125459_000000512011_00067_03628_9448.N1	09-NOV-2002 12:54:59	Dark	51.000	9	Alp Eri	0.45300	24000.	102	3628	No
138	GOM_NL__2PRFIN20021109_125835_000000472011_00067_03628_9449.N1	09-NOV-2002 12:58:35	Straylight	47.000	157	The1Eri	2.9060	9300.0	94	3628	No
139	GOM_NL__2PRFIN20021109_130255_000002172011_00067_03628_9450.N1	09-NOV-2002 13:02:55	Tw_i_and_stray	217.00	1	9Alp CMa	-1.4400	11000.	434	3628	No
140	GOM_NL__2PRFIN20021109_142103_000000602011_00068_03629_9459.N1	09-NOV-2002 14:21:03	Dark	60.000	65	Lam Vel	2.2040	4400.0	120	3629	No
141	GOM_NL__2PRFIN20021109_142345_000000482011_00068_03629_9460.N1	09-NOV-2002 14:23:45	Dark	48.000	29	Bet Car	1.6720	10200.	96	3629	No
142	GOM_NL__2PRFIN20021109_142947_000000572011_00068_03629_9461.N1	09-NOV-2002 14:29:47	Dark	56.500	2	Alp Car	-0.73600	7000.0	113	3629	No
143	GOM_NL__2PRFIN20021109_143414_000000452011_00068_03629_9462.N1	09-NOV-2002 14:34:14	Dark	45.000	143	Alp Hyi	2.8570	7200.0	90	3629	No
144	GOM_NL__2PRFIN20021109_143535_000000442011_00068_03629_9463.N1	09-NOV-2002 14:35:35	Dark	44.000	9	Alp Eri	0.45300	24000.	88	3629	No
145	GOM_NL__2PRFIN20021109_143911_000000472011_00068_03629_9464.N1	09-NOV-2002 14:39:11	Straylight	46.500	157	The1Eri	2.9060	9300.0	93	3629	No
146	GOM_NL__2PRFIN20021109_160120_000000452011_00069_03630_9459.N1	09-NOV-2002 16:01:20	Dark	44.500	112	Alp Mus	2.6880	26000.	89	3630	No
147	GOM_NL__2PRFIN20021109_160253_000000472011_00069_03630_9460.N1	09-NOV-2002 16:02:53	Dark	47.000	159	Ups Car	2.9200	7200.0	94	3630	No
148	GOM_NL__2PRFIN20021109_160420_000000462011_00069_03630_9461.N1	09-NOV-2002 16:04:20	Dark	46.000	29	Bet Car	1.6720	10200.	92	3630	No
149	GOM_NL__2PRFIN20021109_161021_000000592011_00069_03630_9462.N1	09-NOV-2002 16:10:21	Dark	59.000	2	Alp Car	-0.73600	7000.0	118	3630	No
150	GOM_NL__2PRFIN20021109_161450_000000442011_00069_03630_9463.N1	09-NOV-2002 16:14:50	Dark	44.000	143	Alp Hyi	2.8570	7200.0	88	3630	No
151	GOM_NL__2PRFIN20021109_161611_000000532011_00069_03630_9464.N1	09-NOV-2002 16:16:11	Dark	52.500	9	Alp Eri	0.45300	24000.	105	3630	No
152	GOM_NL__2PRFIN20021109_161946_000000482011_00069_03630_9465.N1	09-NOV-2002 16:19:46	Straylight	47.500	157	The1Eri	2.9060	9300.0	95	3630	No
153	GOM_NL__2PRFIN20021109_174156_000000432011_00070_03631_9459.N1	09-NOV-2002 17:41:56	Dark	42.500	112	Alp Mus	2.6880	26000.	85	3631	No
154	GOM_NL__2PRFIN20021109_174329_000000462011_00070_03631_9460.N1	09-NOV-2002 17:43:29	Dark	45.500	159	Ups Car	2.9200	7200.0	91	3631	No
155	GOM_NL__2PRFIN20021109_174456_000000502011_00070_03631_9461.N1	09-NOV-2002 17:44:56	Dark	49.500	29	Bet Car	1.6720	10200.	99	3631	No
156	GOM_NL__2PRFIN20021109_175059_000000582011_00070_03631_9462.N1	09-NOV-2002 17:50:59	Dark	57.500	2	Alp Car	-0.73600	7000.0	115	3631	No
157	GOM_NL__2PRFIN20021109_175526_000000462011_00070_03631_9463.N1	09-NOV-2002 17:55:26	Dark	45.500	143	Alp Hyi	2.8570	7200.0	91	3631	No
158	GOM_NL__2PRFIN20021109_175647_000000572011_00070_03631_9464.N1	09-NOV-2002 17:56:47	Dark	57.000	9	Alp Eri	0.45300	24000.	114	3631	No
159	GOM_NL__2PRFIN20021109_180023_000000492011_00070_03631_9465.N1	09-NOV-2002 18:00:23	Straylight	48.500	157	The1Eri	2.9060	9300.0	97	3631	No
160	GOM_NL__2PRFIN20021109_192232_000000452011_00071_03632_9459.N1	09-NOV-2002 19:22:32	Dark	44.500	112	Alp Mus	2.6880	26000.	89	3632	No

161	GOM_NL__2PRFIN20021109_192405_000000472011_00071_03632_9460.N1	09-NOV-2002 19:24:05	Dark	47.000	159	Ups Car	2.9200	7200.0	94	3632	No
162	GOM_NL__2PRFIN20021109_192533_000000472011_00071_03632_9461.N1	09-NOV-2002 19:25:33	Dark	47.000	29	Bet Car	1.6720	10200.	94	3632	No
163	GOM_NL__2PRFIN20021109_193136_000000692011_00071_03632_9462.N1	09-NOV-2002 19:31:36	Dark	68.500	2	Alp Car	-0.73600	7000.0	137	3632	No
164	GOM_NL__2PRFIN20021109_193602_000000442011_00071_03632_9463.N1	09-NOV-2002 19:36:02	Dark	44.000	143	Alp Hyi	2.8570	7200.0	88	3632	No
165	GOM_NL__2PRFIN20021109_193723_000000552011_00071_03632_9464.N1	09-NOV-2002 19:37:23	Dark	55.000	9	Alp Eri	0.45300	24000.	110	3632	No
166	GOM_NL__2PRFIN20021109_194059_000000482011_00071_03632_9465.N1	09-NOV-2002 19:40:59	Straylight	48.000	157	The1Eri	2.9060	9300.0	96	3632	No
167	GOM_NL__2PRFIN20021109_224344_000000442011_00073_03634_1513.N1	09-NOV-2002 22:43:44	Dark	44.000	112	Alp Mus	2.6880	26000.	88	3634	No
168	GOM_NL__2PRFIN20021109_224518_000000482011_00073_03634_1514.N1	09-NOV-2002 22:45:18	Dark	48.000	159	Ups Car	2.9200	7200.0	96	3634	No
169	GOM_NL__2PRFIN20021109_224645_000000462011_00073_03634_1515.N1	09-NOV-2002 22:46:45	Dark	45.500	29	Bet Car	1.6720	10200.	91	3634	No
170	GOM_NL__2PRFIN20021109_225249_000000692011_00073_03634_1516.N1	09-NOV-2002 22:52:49	Dark	69.000	2	Alp Car	-0.73600	7000.0	138	3634	No
171	GOM_NL__2PRFIN20021109_225608_000001042011_00073_03634_1517.N1	09-NOV-2002 22:56:08	Dark	103.50	23	21Eps CMa	1.5020	26000.	207	3634	No
172	GOM_NL__2PRFIN20021109_225928_000000722011_00073_03634_1518.N1	09-NOV-2002 22:59:28	Dark	71.500	108	Alp Col	2.6520	15200.	143	3634	No
173	GOM_NL__2PRFIN20021109_230211_000000492011_00073_03634_1519.N1	09-NOV-2002 23:02:11	Straylight	49.000	157	The1Eri	2.9060	9300.0	98	3634	No
174	GOM_NL__2PRFIN20021109_230634_000002172011_00073_03634_1520.N1	09-NOV-2002 23:06:34	Twilight_stray	217.00	1	9Alp CMa	-1.4400	11000.	434	3634	No
175	GOM_NL__2PRFIN20021109_231301_000001262011_00073_03634_1521.N1	09-NOV-2002 23:13:01	Twilight_stray	125.50	7	19Bet Ori	0.10000	14000.	251	3634	No
176	GOM_NL__2PRFIN20021109_232014_000000462011_00073_03634_1522.N1	09-NOV-2002 23:20:14	Bright	45.500	105	6Bet Ari	2.6450	8900.0	91	3634	No
177	GOM_NL__2PRFIN20021109_232336_000000442011_00073_03634_1523.N1	09-NOV-2002 23:23:36	Bright	44.000	58	21Alp And	2.0730	11000.	88	3634	No
178	GOM_NL__2PRFIN20021109_232626_000000472011_00073_03634_1524.N1	09-NOV-2002 23:26:26	Bright	47.000	73	57Gam1And	2.2600	13100.	94	3634	No
179	GOM_NL__2PRFIN20021109_232835_000000572011_00073_03634_1525.N1	09-NOV-2002 23:28:35	Bright	56.500	149	45Eps Per	2.8880	30000.	113	3634	No
180	GOM_NL__2PRFIN20021109_233031_000000492011_00073_03634_1526.N1	09-NOV-2002 23:30:31	Bright	48.500	160	23Gam Per	2.9300	4700.0	97	3634	No
181	GOM_NL__2PRFIN20021109_233439_000000712011_00073_03634_1527.N1	09-NOV-2002 23:34:39	Bright	71.000	6	13Alp Aur	0.080000	3400.0	142	3634	No
182	GOM_NL__2PRFIN20021109_233934_000000422011_00073_03634_1528.N1	09-NOV-2002 23:39:34	Bright	41.500	49	1Alp UMi	1.9900	6300.0	83	3634	No
183	GOM_NL__2PRFIN20021109_234343_000000482011_00073_03634_1529.N1	09-NOV-2002 23:43:43	Bright	47.500	60	7Bet UMi	2.0810	3950.0	95	3634	No
184	GOM_NL__2PRFIN20021109_234728_000000472011_00073_03634_1530.N1	09-NOV-2002 23:47:28	Bright	47.000	36	50Alp UMa	1.8000	6300.0	94	3634	No
185	GOM_NL__2PRFIN20021109_234905_000000512011_00073_03634_1531.N1	09-NOV-2002 23:49:05	Bright	50.500	82	48Bet UMa	2.3650	10600.	101	3634	No
186	GOM_NL__2PRFIN20021109_235101_000000432011_00073_03634_1532.N1	09-NOV-2002 23:51:01	Bright	43.000	39	85Eta UMa	1.8540	24000.	86	3634	No
187	GOM_NL__2PRFIN20021109_235258_000000502011_00073_03634_1533.N1	09-NOV-2002 23:52:58	Bright	50.000	174	52Psi UMa	3.0040	4400.0	100	3634	No

3. Quality information per product

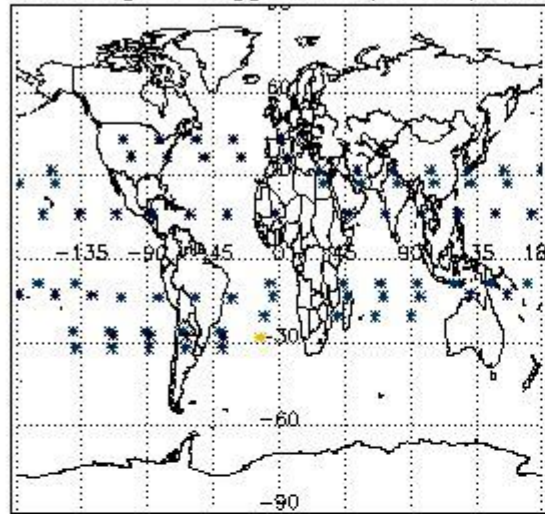
In this section it is plotted some information contained in the Quality Summary data set of the level 2 products. Only products in dark limb conditions and without errors (error flag in the MPH set to "0") are used.

3.1 Plot quality information per product (time dependant)

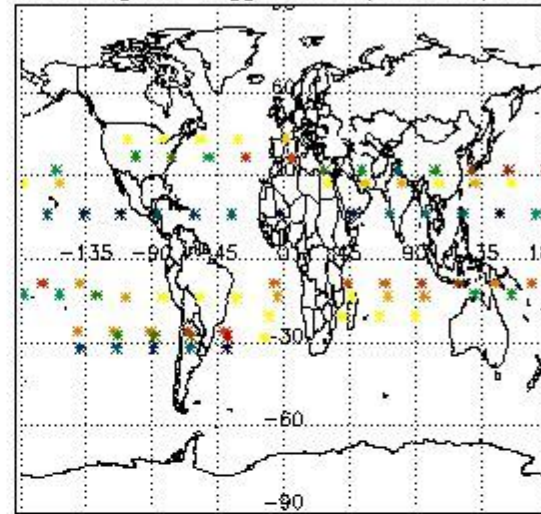


3.2 Plot quality information per product (world map)

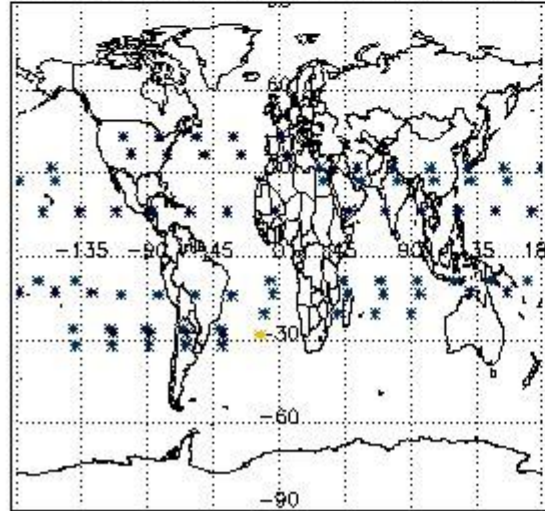
Percentage of flagged data per O3 profile




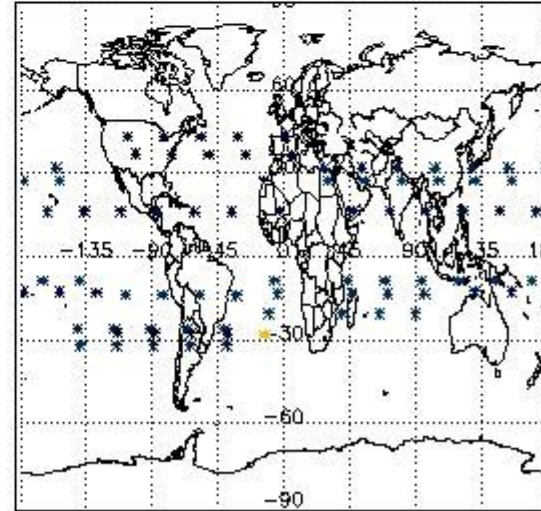
Percentage of flagged data per H2O profile



Percentage of flagged data per NO2 profile



Percentage of flagged data per NO3 profile

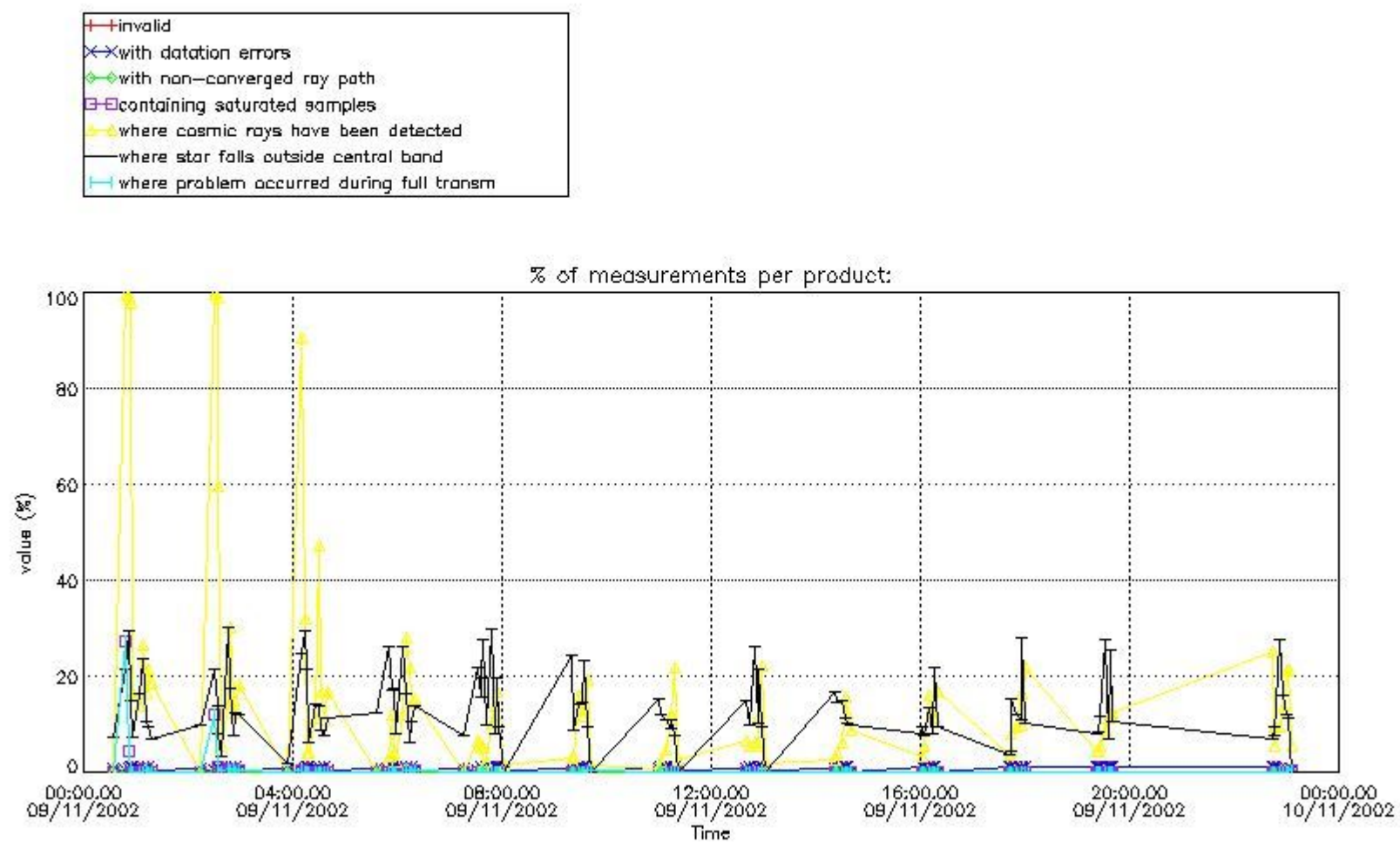


4. Level 1 quality information per product

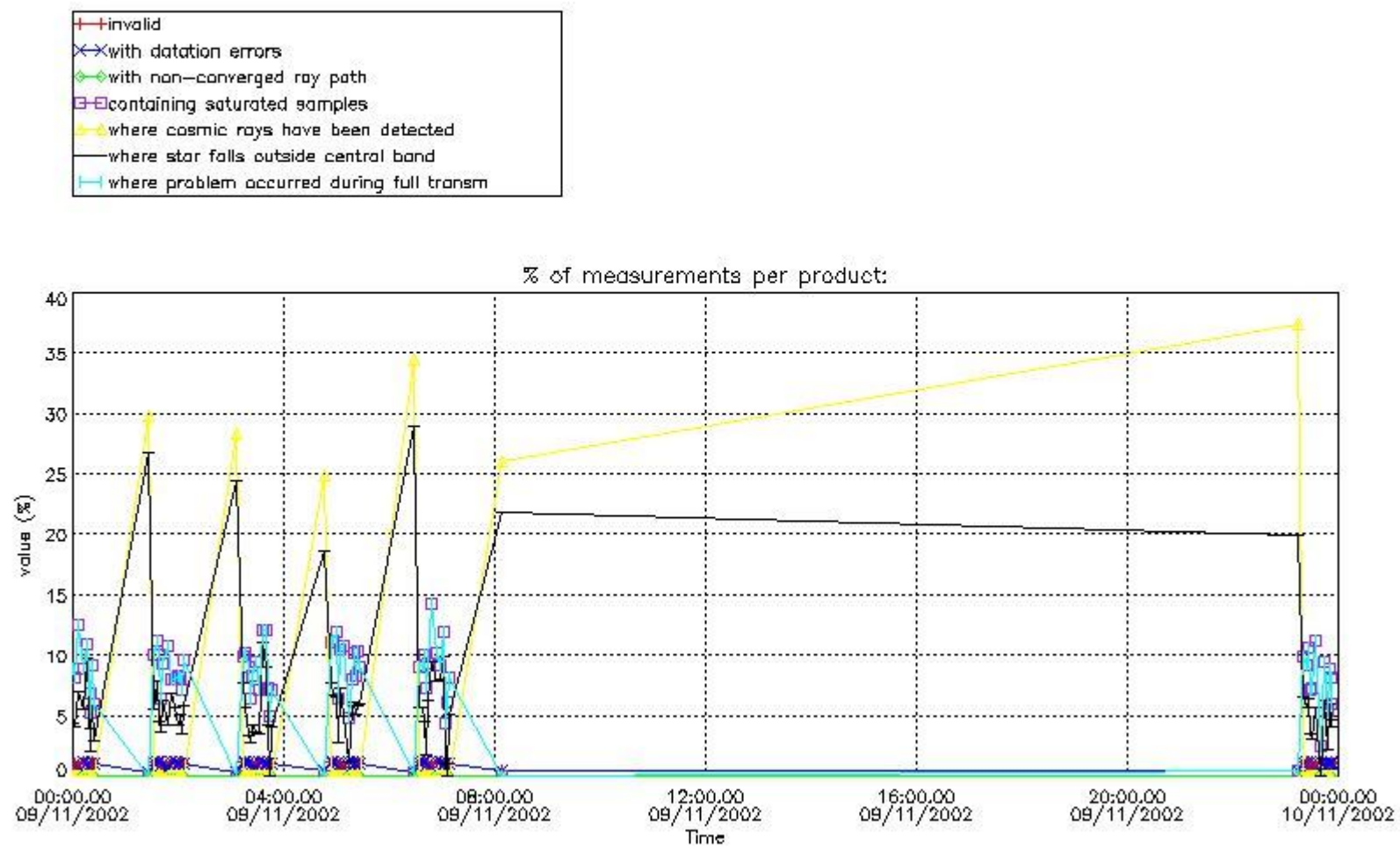
In this section it is plotted some information contained in the Quality Summary data set of the level 2 products that comes from the level 1b processing. Products without errors (error flag in the MPH set to "0") are used.

4.1 Plot quality information per product (time dependant) coming from level 1b processing

4.1.1 Plot level 1 quality information per product (time dependant): ENVISAT ASCENDING passes



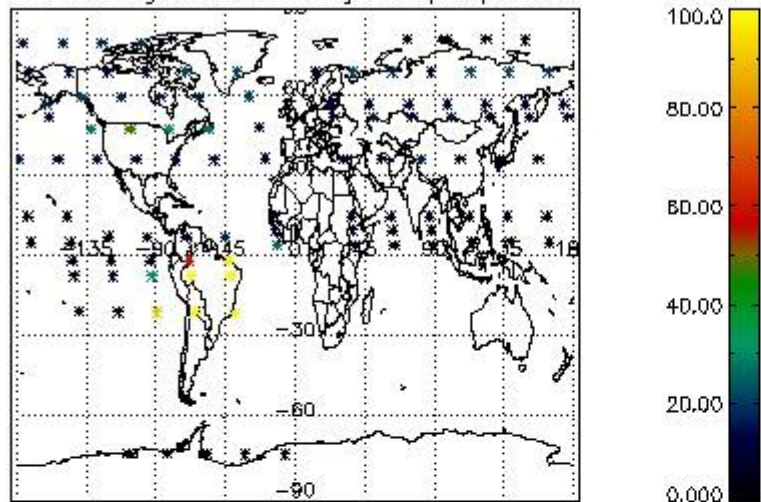
4.1.2 Plot level 1 quality information per product (time dependant): ENVI SAT DESCENDING passes



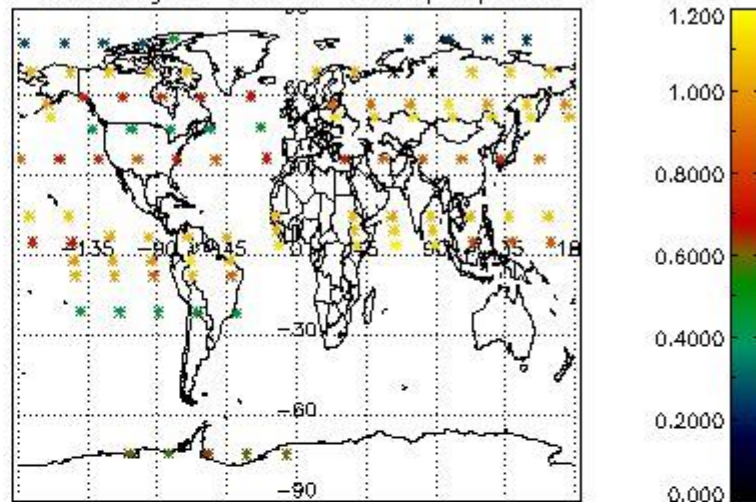
4.2 Plot quality information per product coming from level 1b processing (world map)

4.2.1 Plot level 1 quality information per product (world map): ENVISAT ASCENDING passes

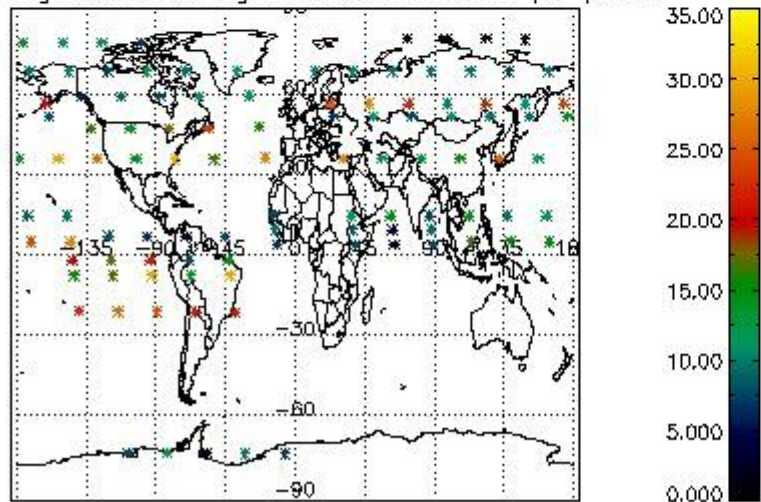
Percentage of cosmic ray hits per profile



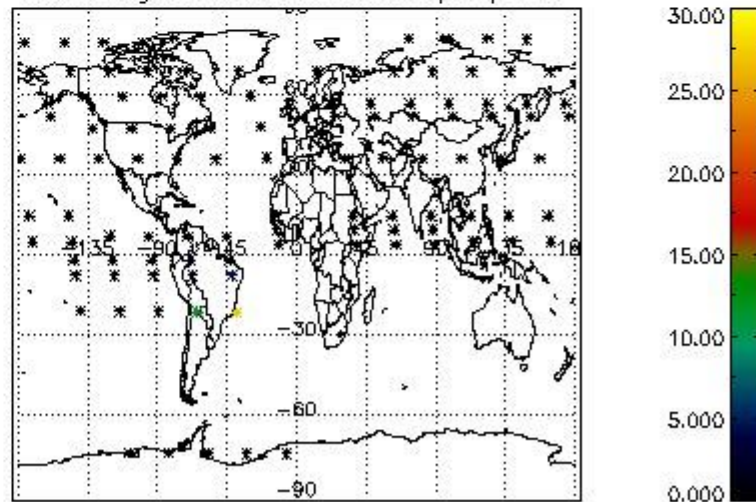
Percentage of datation errors per profile



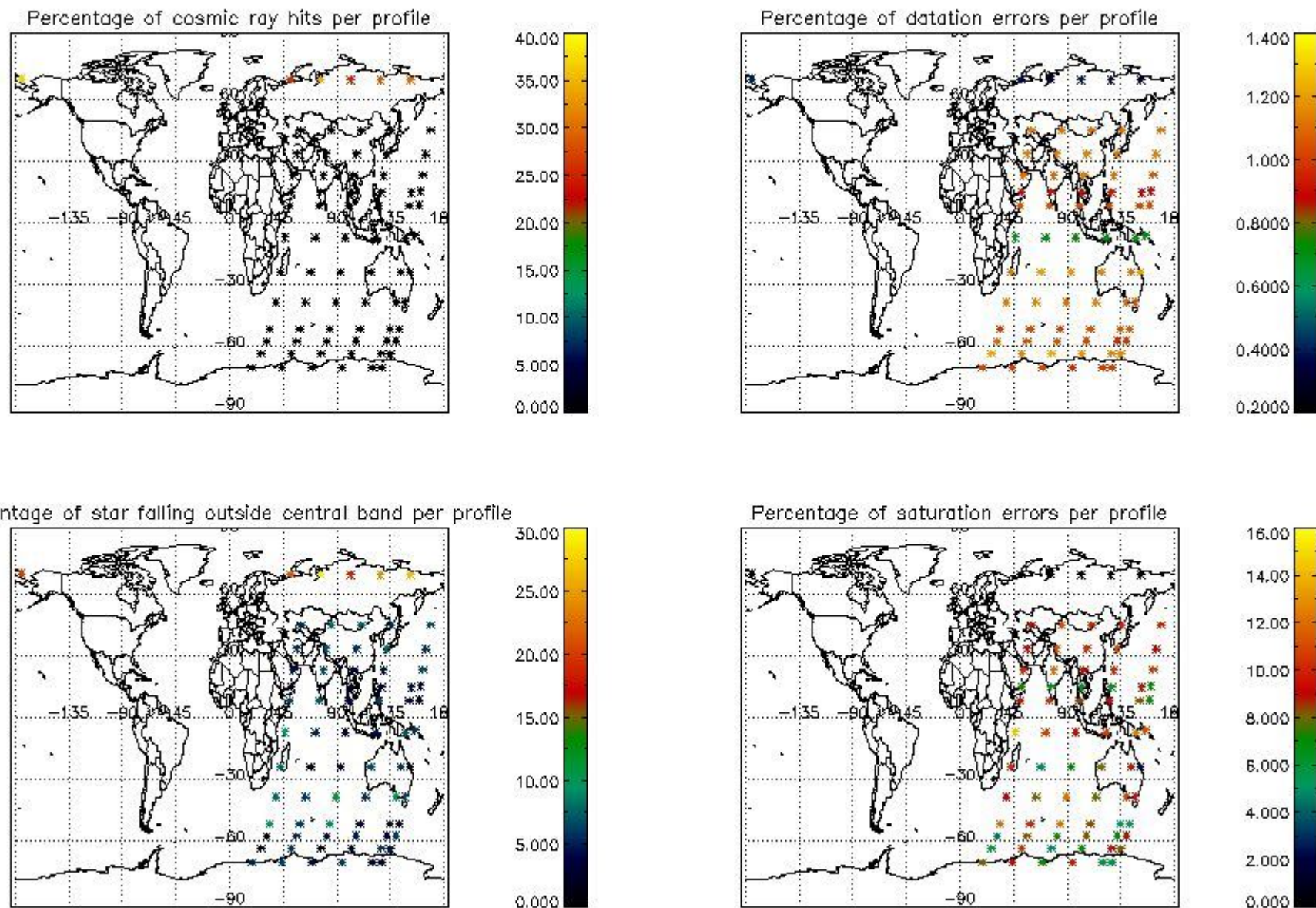
Percentage of star falling outside central band per profile



Percentage of saturation errors per profile



4.2.2 Plot level 1 quality information per product (world map): ENVISAT DESCENDING passes



5. Trace gas profiles

5.1 Ozone statistics based on quality of products

The final quality of the products can be "measured" using the STD (Standard Deviation) attached to every point profile. This information is written to the parameter GOM_NL__2P/NL_LOCAL_SPECIES_DENSITY/o3_std of the level 2 products. The table below shows the statistics for given STD ranges.

The statistics are given with respect to the overall valid production:

- Products without fatal errors: GOM_NL__2P/MPH/PRODUCT_ERR=0
- Valid point profile: GOM_NL__2P/NL_LOCAL_SPECIES_DENSITY/pcd(0)=0

The 'Criteria' is applied to valid points of dark limb products:

- Products in dark limb illumination condition: GOM_NL__2P/NL_SUMMARY_QUALITY/obs_ill_cond=0
- Products without fatal errors: GOM_NL__2P/MPH/PRODUCT_ERR=0
- Valid point profile: GOM_NL__2P/NL_LOCAL_SPECIES_DENSITY/pcd(0)=0

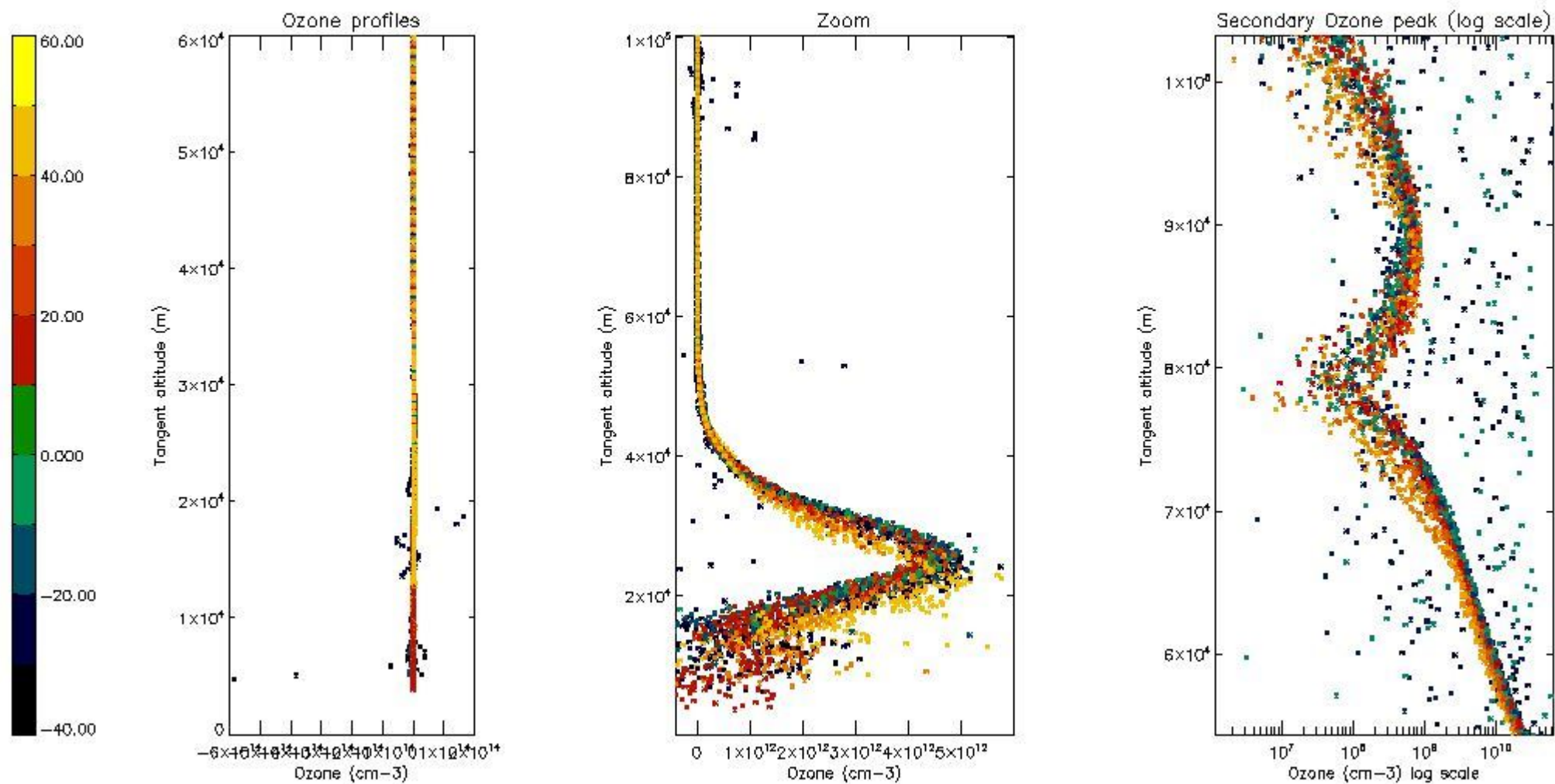
So, the table below shows the percentage of dark limb and valid observations for each criteria with respect to the overall valid daily observations.

Criteria	% of total production
All STD	40
STD < 20	21

STD < 10	18
STD < 5	12

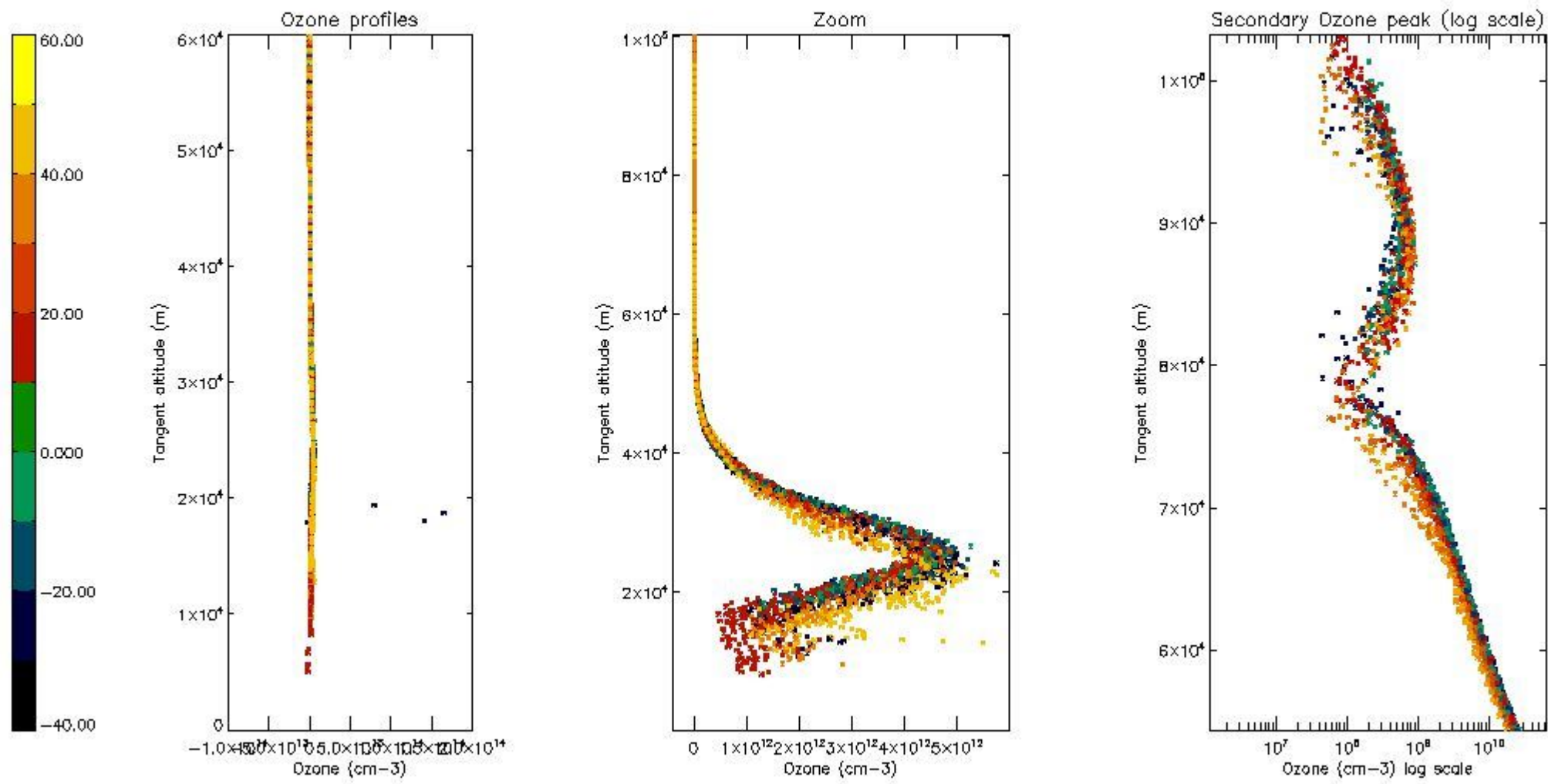
5.2 Plot ozone profiles for all STD (dark without errors)

The colorbar represents the latitude.



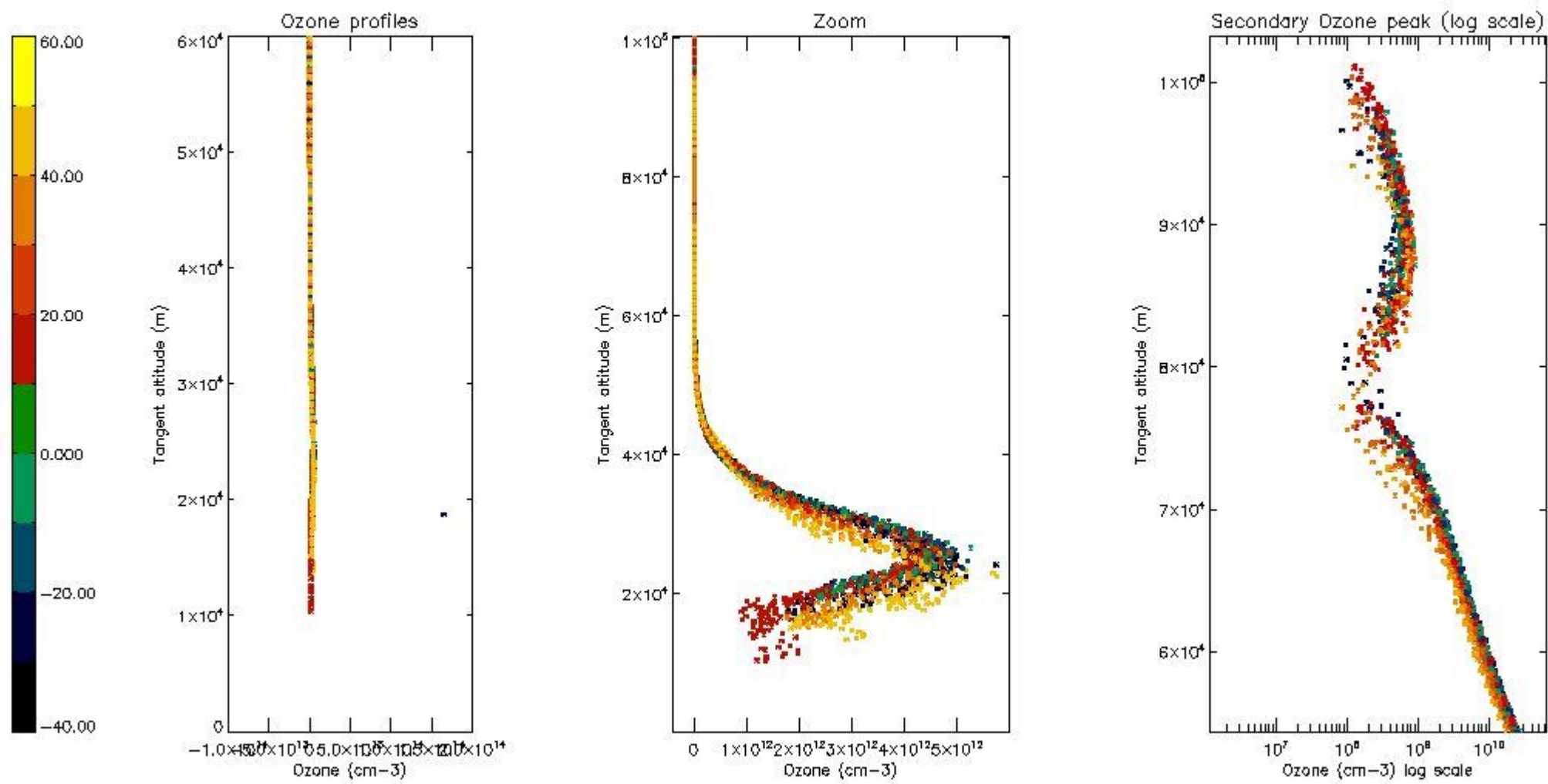
5.3 Plot ozone profiles where STD < 20% (dark without errors)

The colorbar represents the latitude.



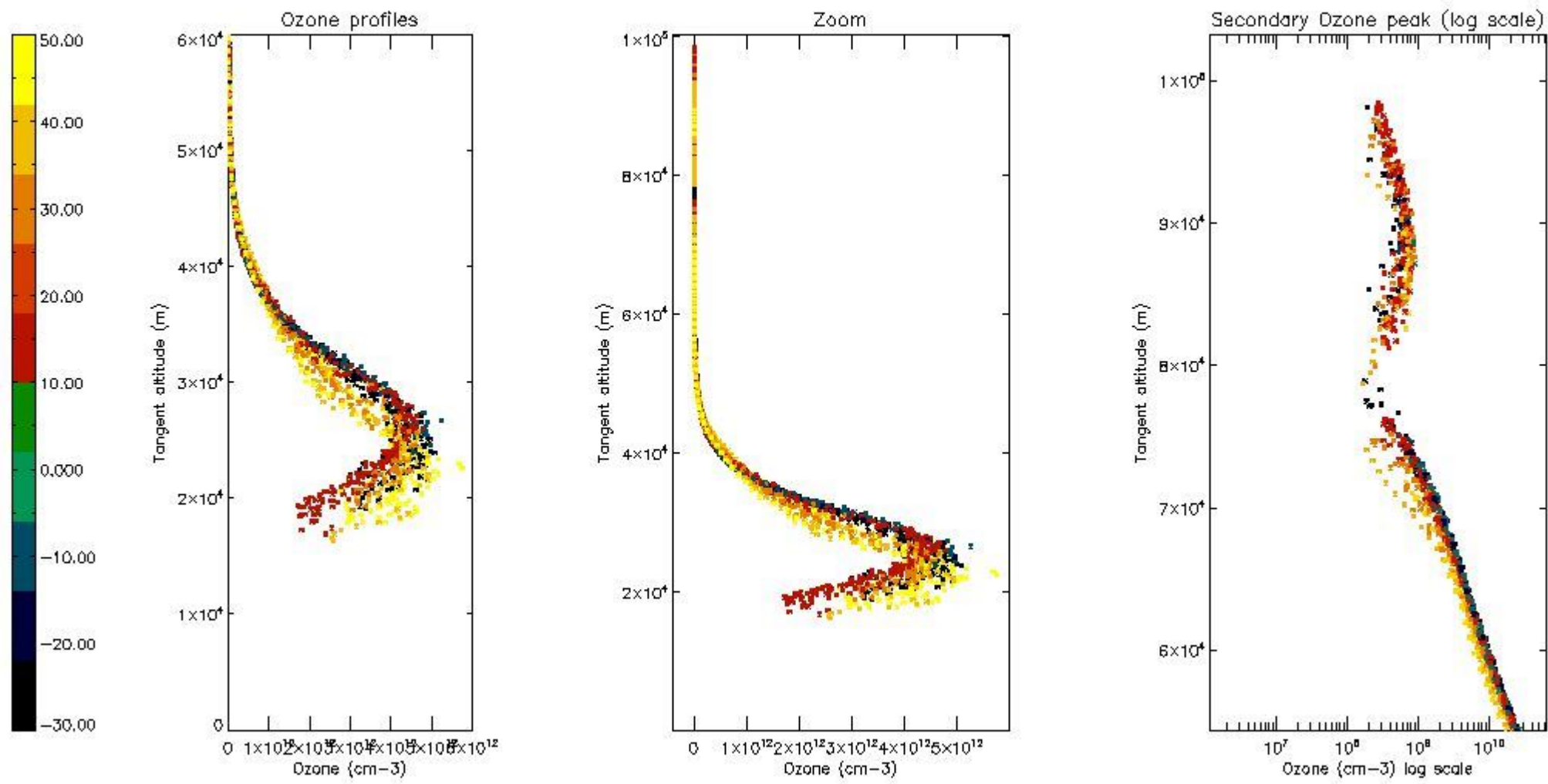
5.4 Plot ozone profiles where STD < 10% (dark without errors)

The colorbar represents the latitude.



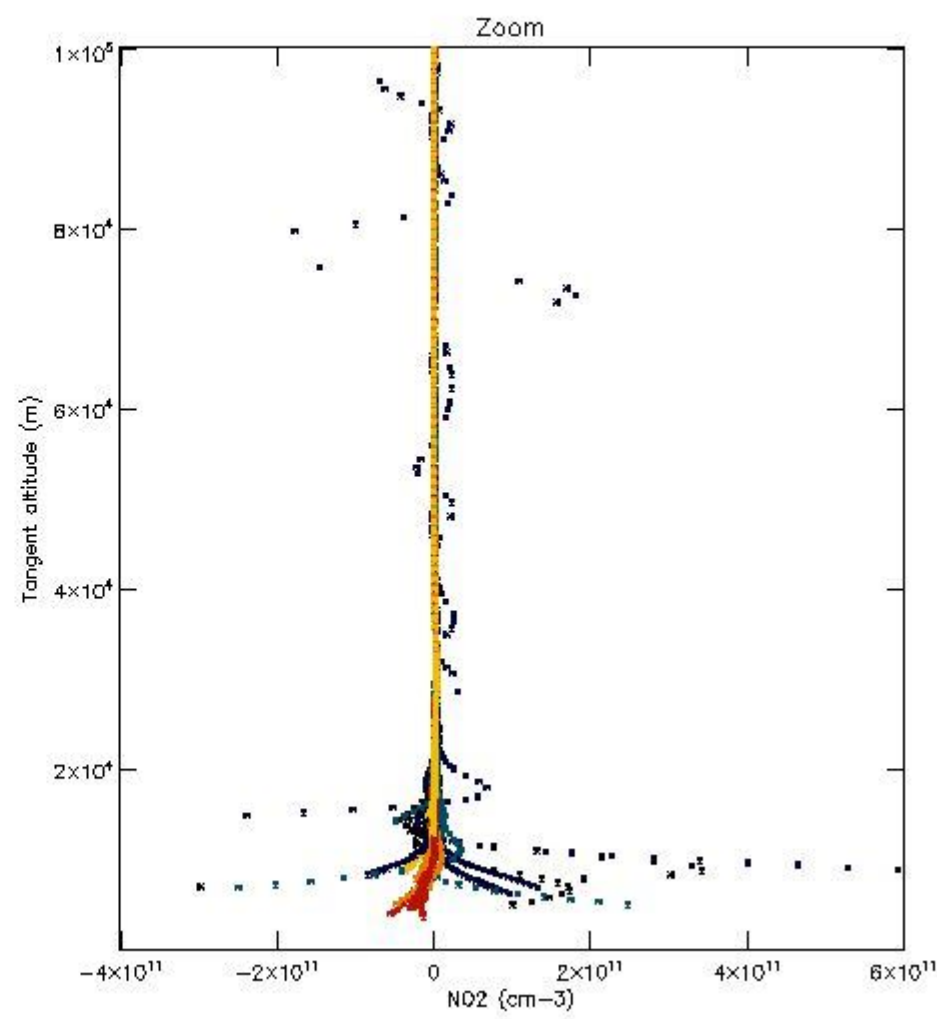
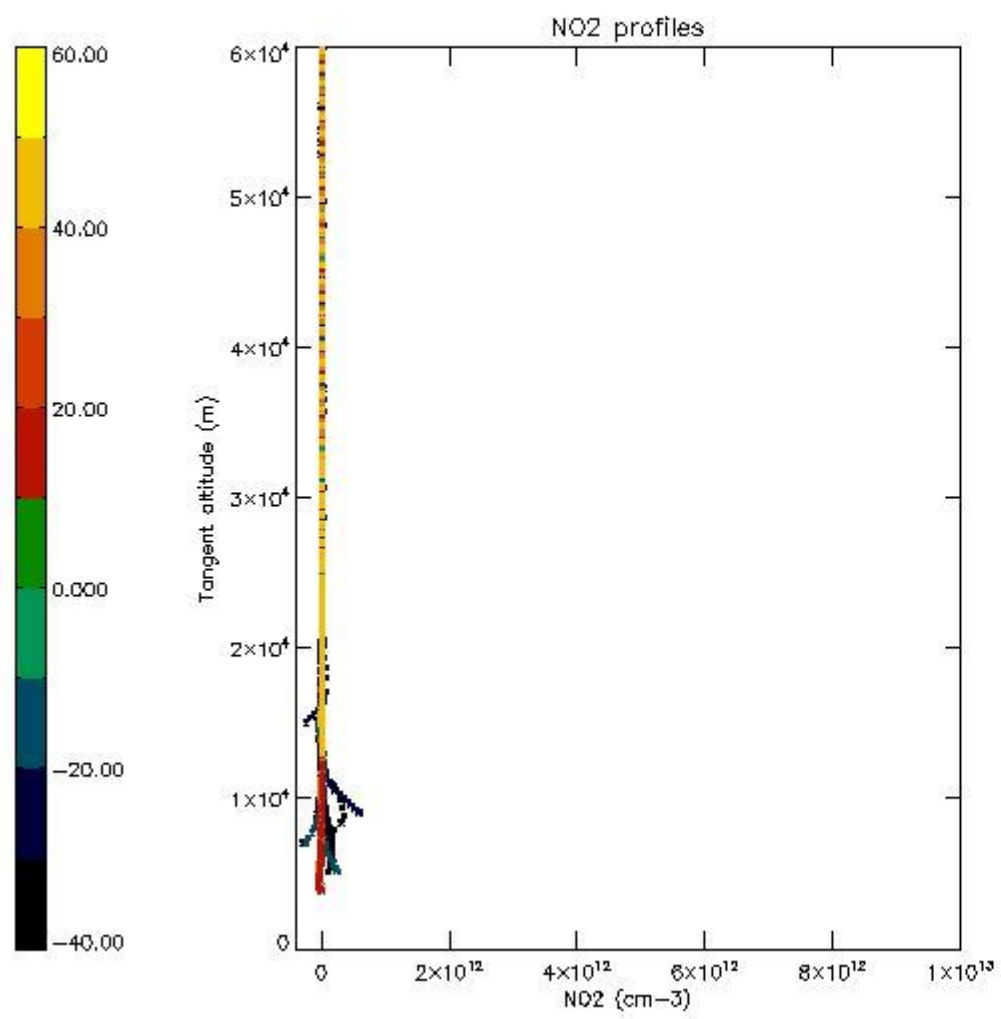
5.5 Plot ozone profiles where $STD < 5\%$ (dark without errors)

The colorbar represents the latitude.



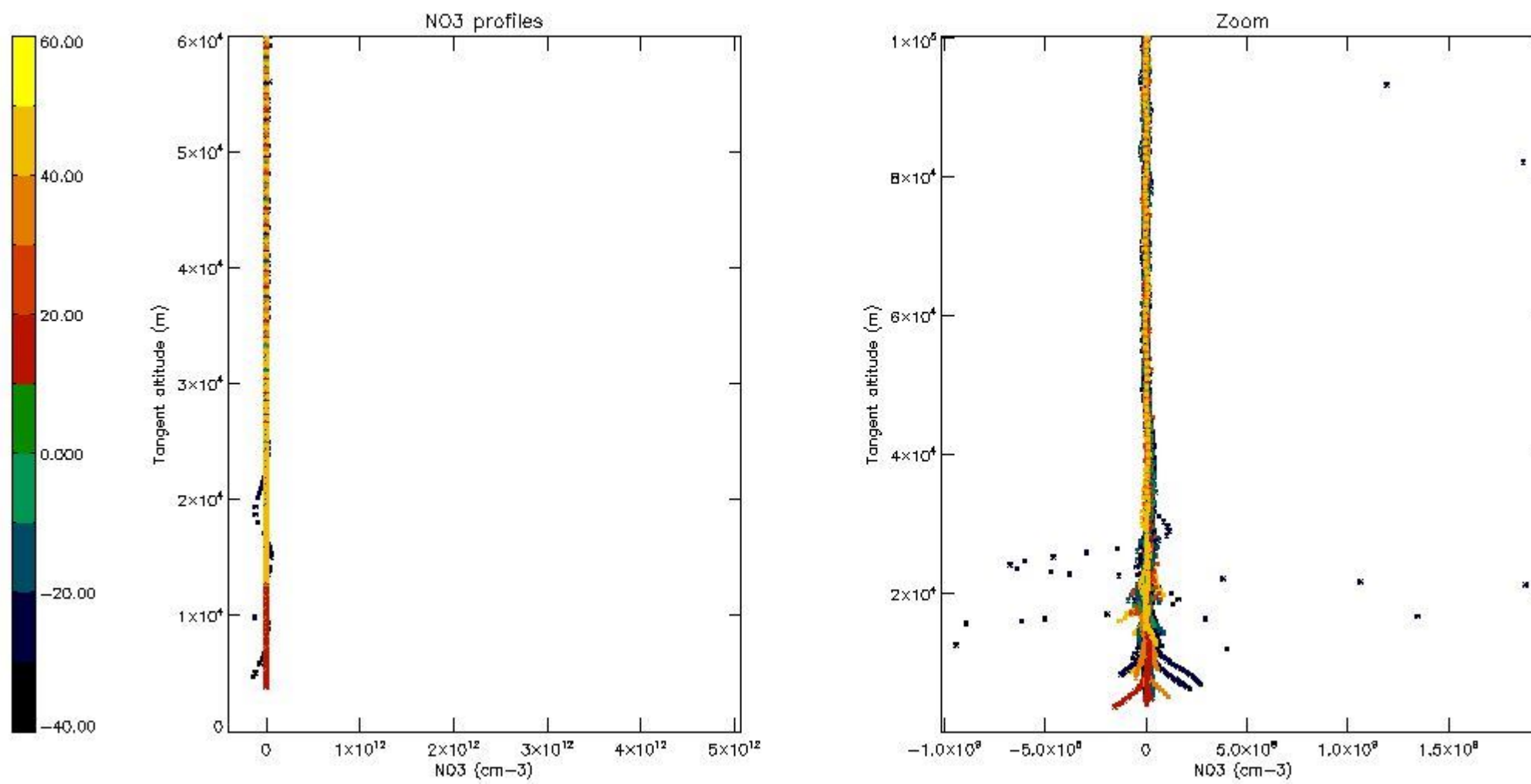
5.6 Plot NO₂ profiles for all STD (dark without errors)

The colorbar represents the latitude.



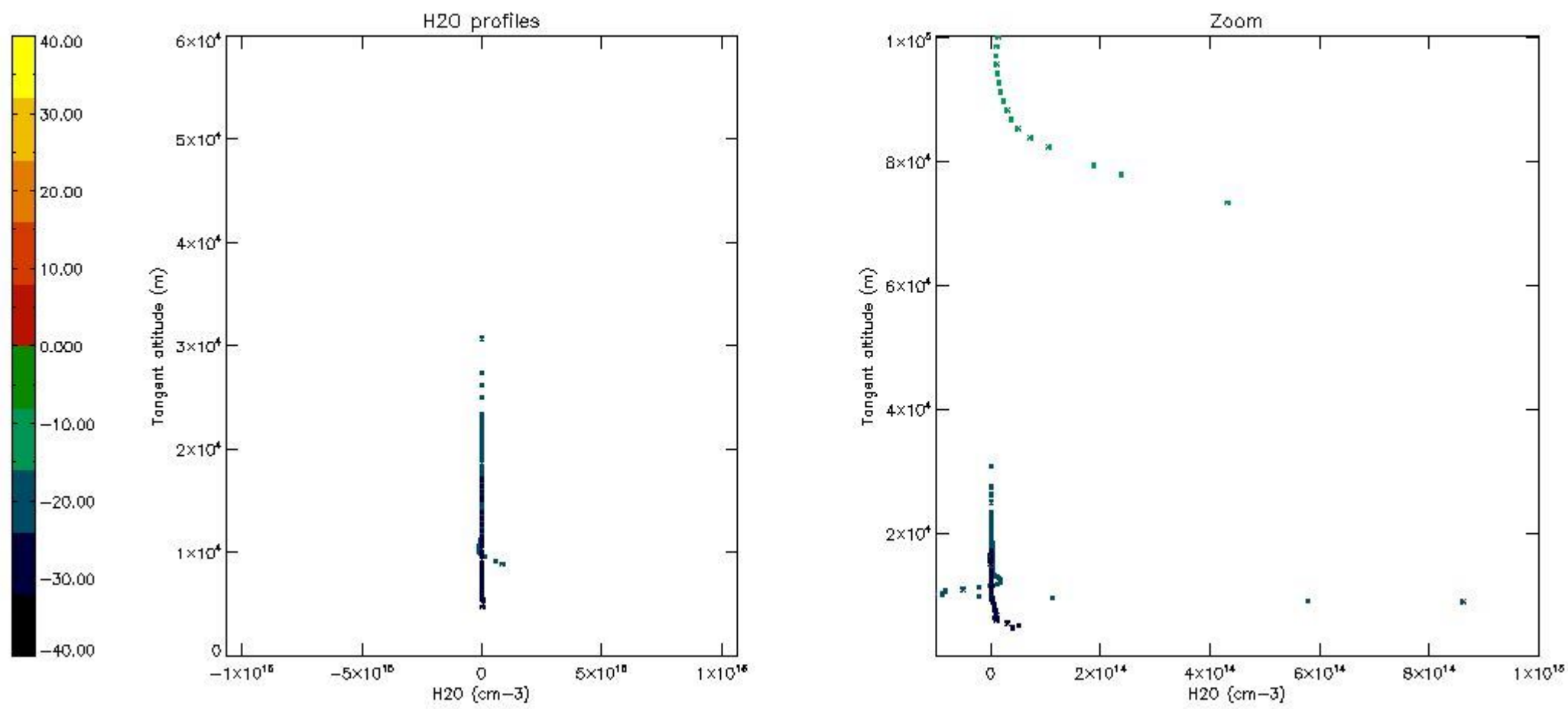
5.7 Plot NO3 profiles for all STD (dark without errors)

The colorbar represents the latitude.



5.8 Plot H2O profiles for all STD (only for occultations of stars 1,2,3,4,13,14,16,26,63 dark without errors)

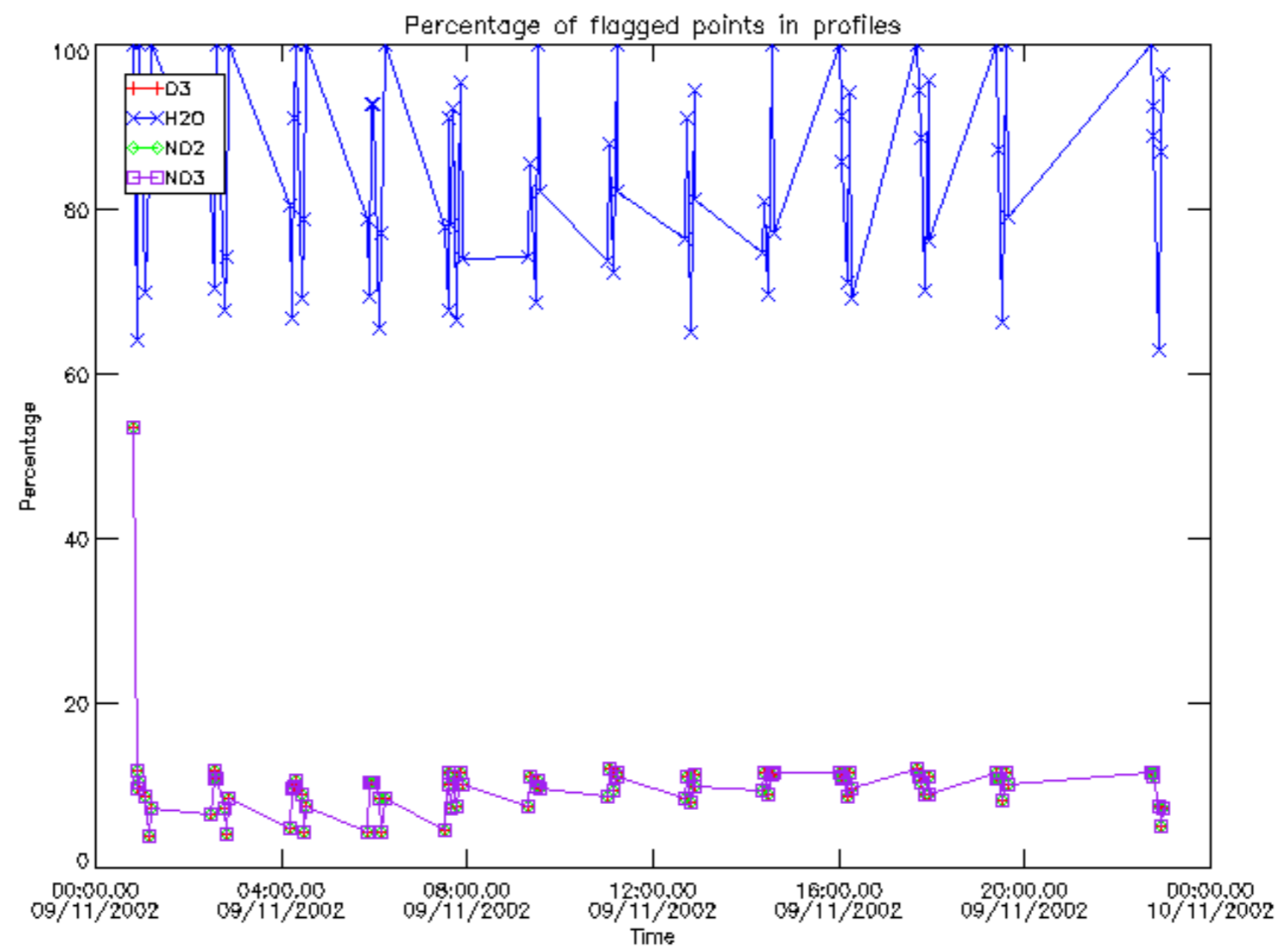
The colorbar represents the latitude.



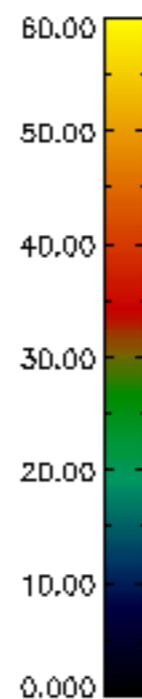
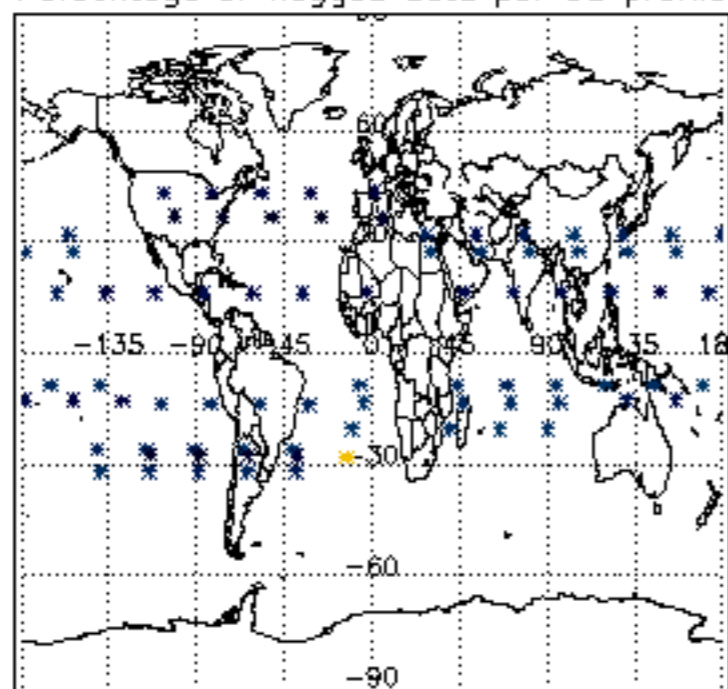
6. Auxiliary Data Files used for the production reported in section 2

The number reported in the third column indicates since which file (see list in section 2) the corresponding auxiliary file has been used. The fourth column is the date of those product files.

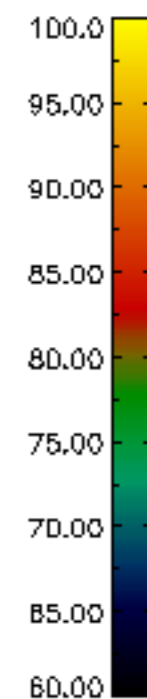
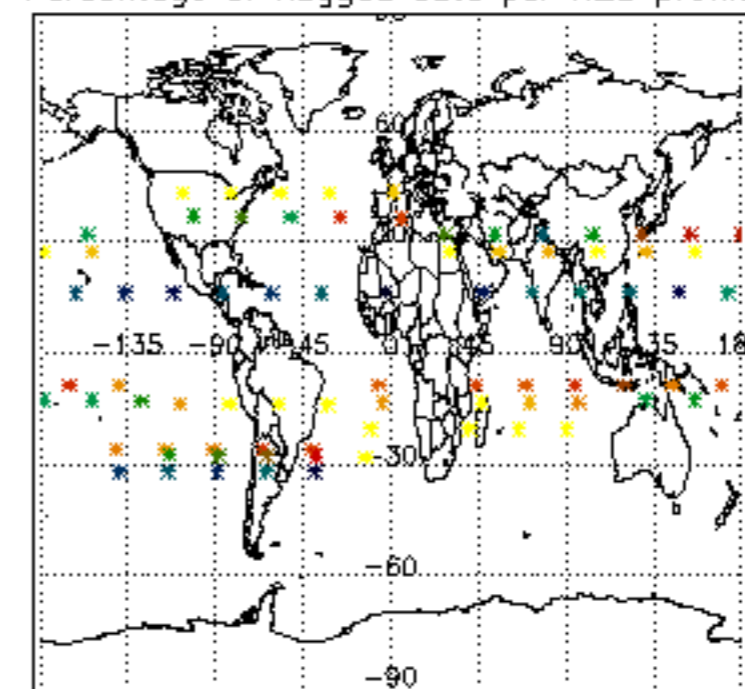
Type	Auxiliary Filename	Used since product	Used since product date
INST_PHYS_CHARACTERISTICS	GOM_INS_AXNIEC20050627_150440_20020301_000000_20100101_000000	1	09-NOV-2002 00:00:23
LEVEL-2_PROC_CONFIG	GOM_PR2_AXVIEC20091111_152718_20020301_000000_20500101_000000	1	09-NOV-2002 00:00:23
CROSS_SECTIONS_FILE	GOM_CRS_AXVIEC20091111_154832_20020301_000000_20500101_000000	1	09-NOV-2002 00:00:23



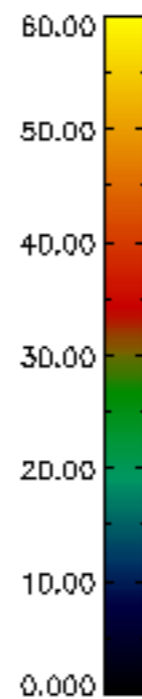
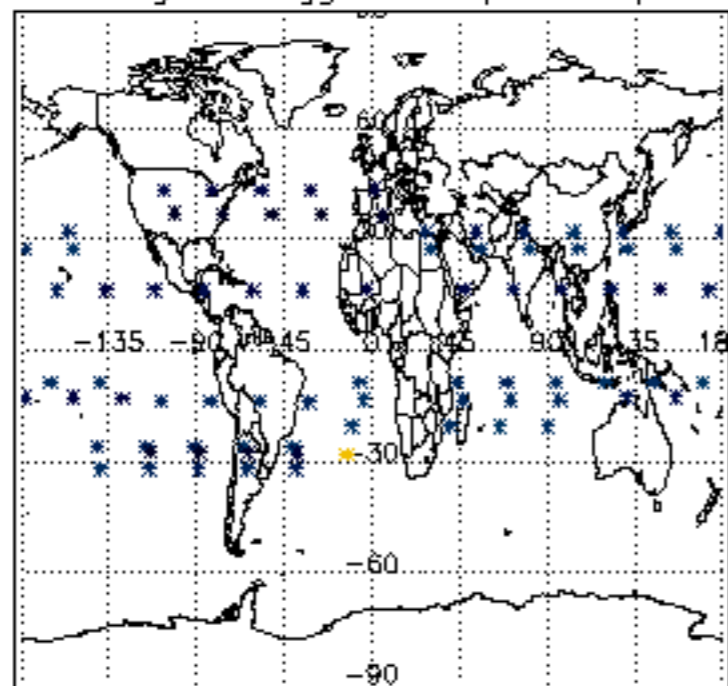
Percentage of flagged data per D3 profile



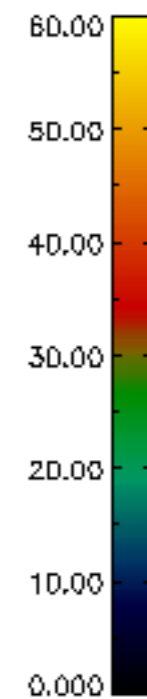
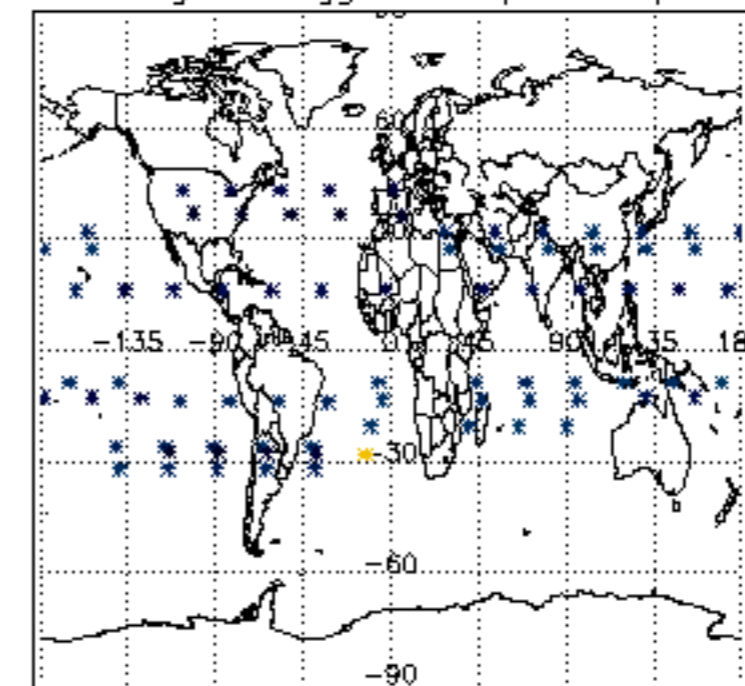
Percentage of flagged data per H2O profile

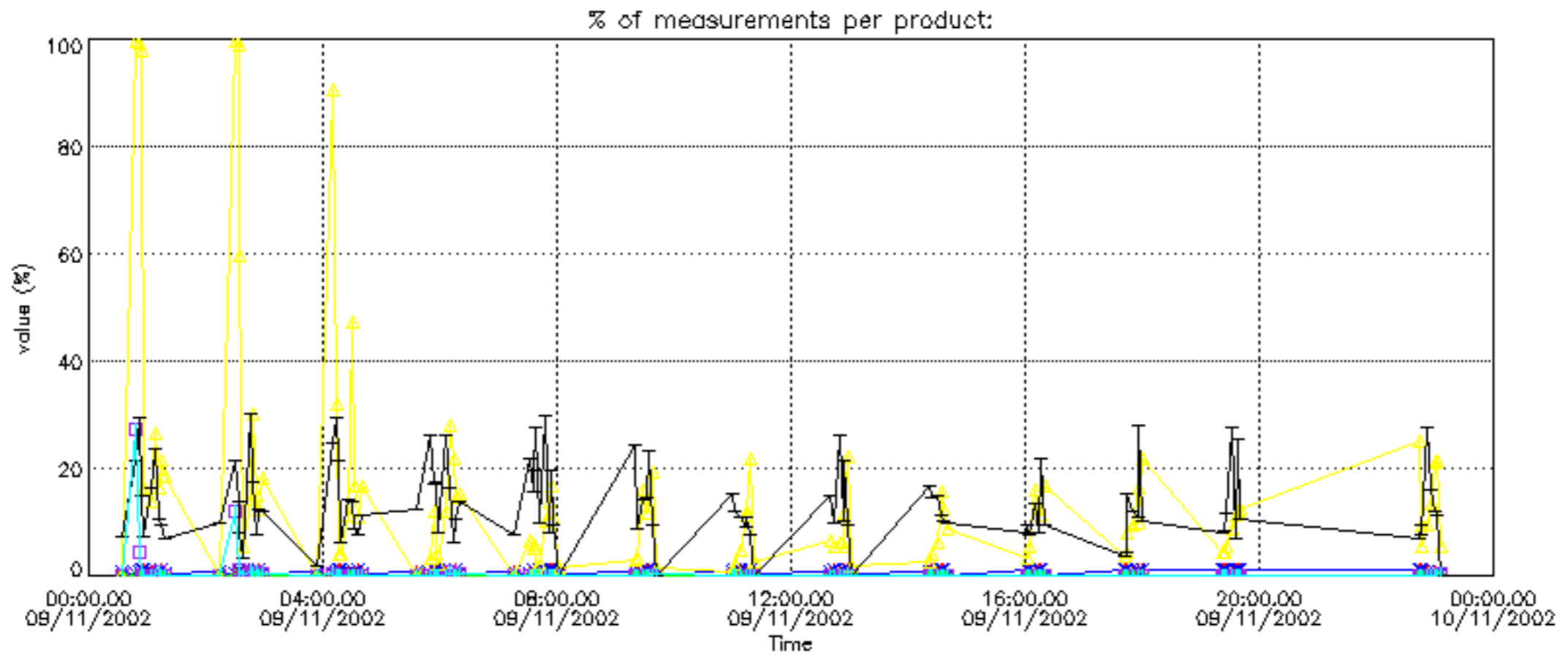


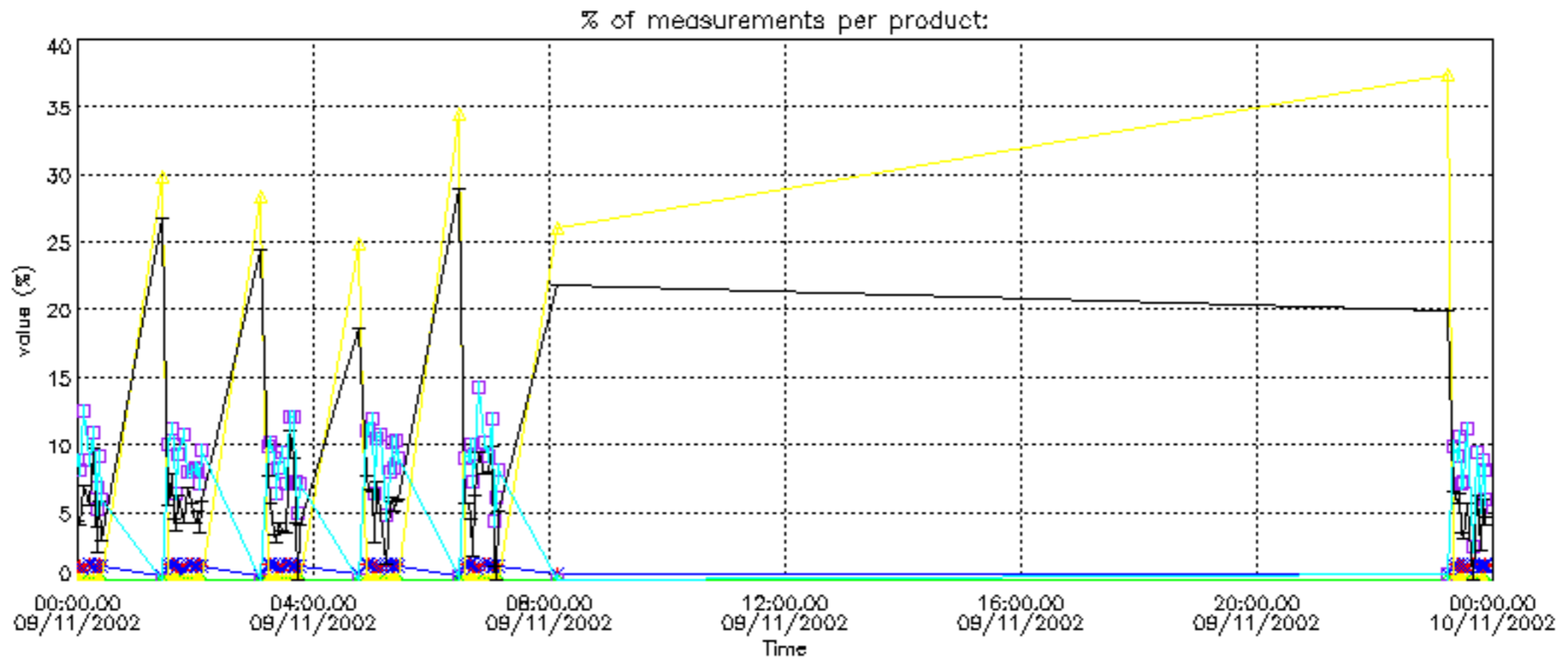
Percentage of flagged data per NO2 profile



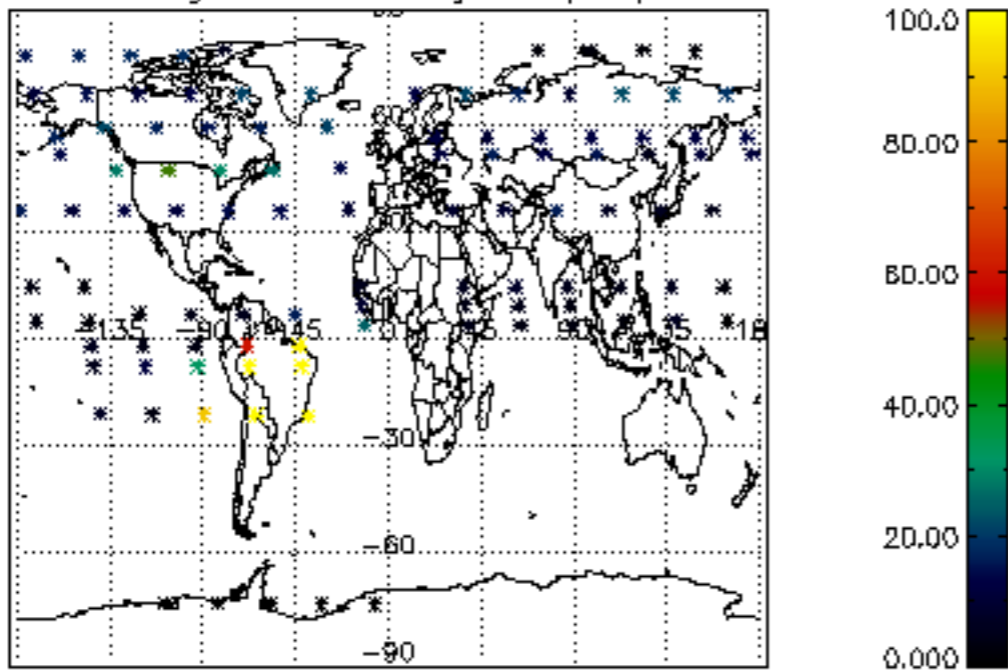
Percentage of flagged data per NO3 profile



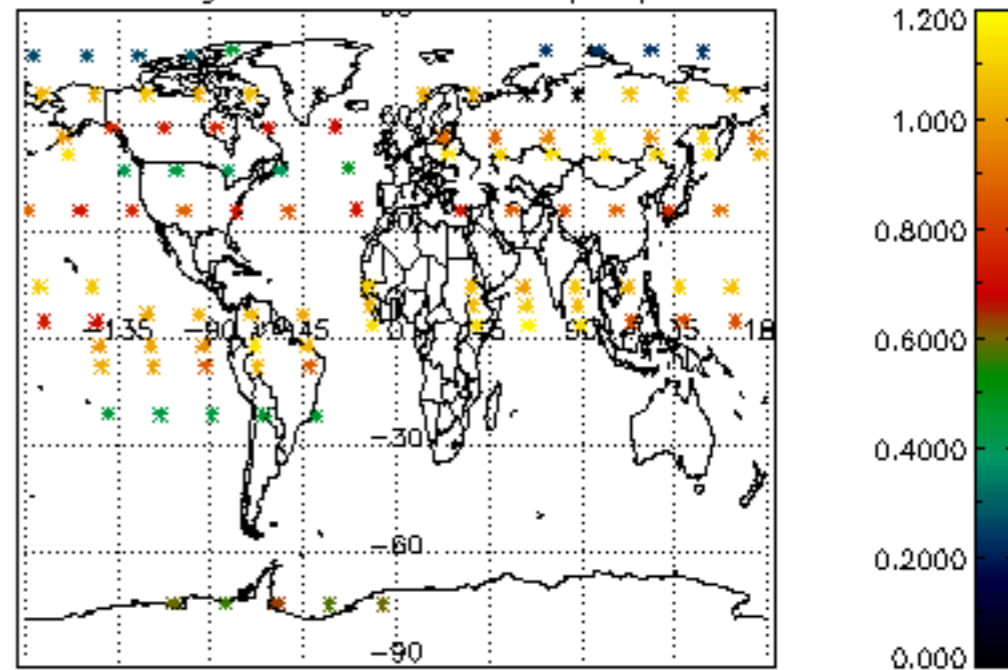




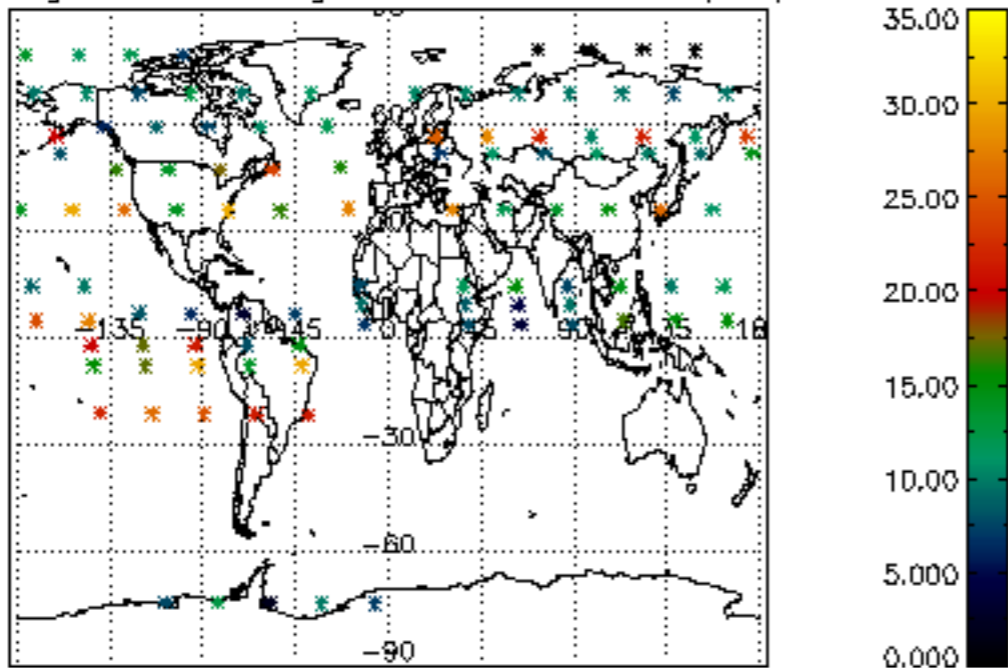
Percentage of cosmic ray hits per profile



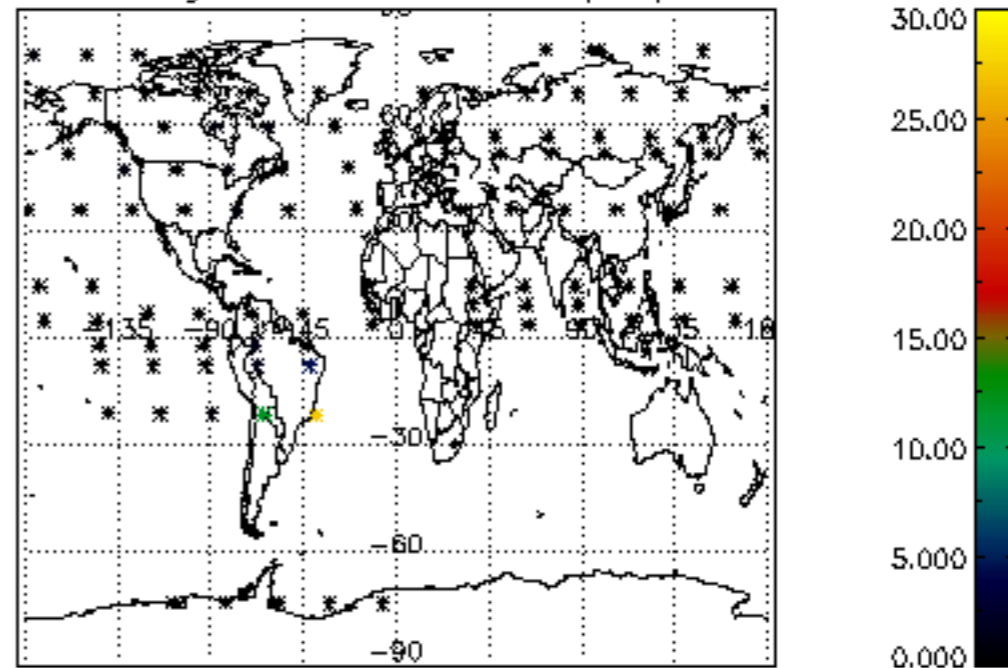
Percentage of datation errors per profile



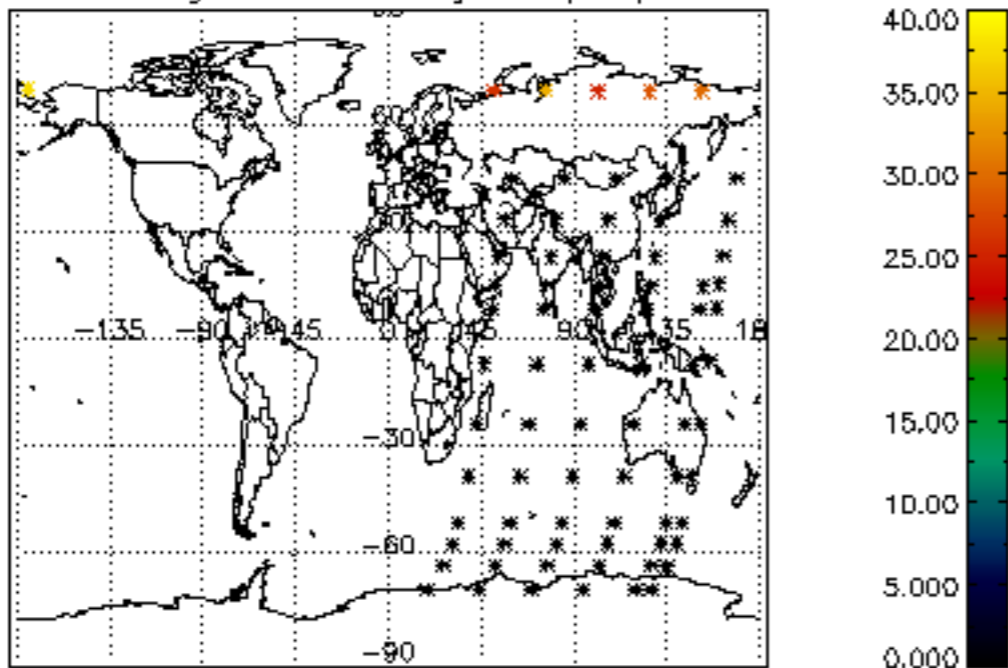
Percentage of star falling outside central band per profile



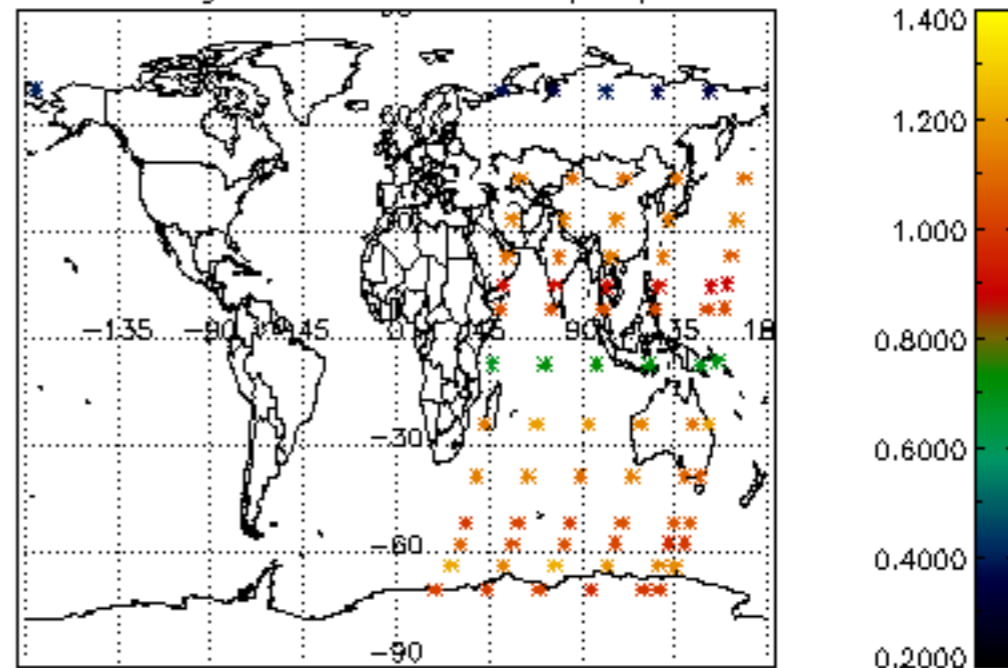
Percentage of saturation errors per profile



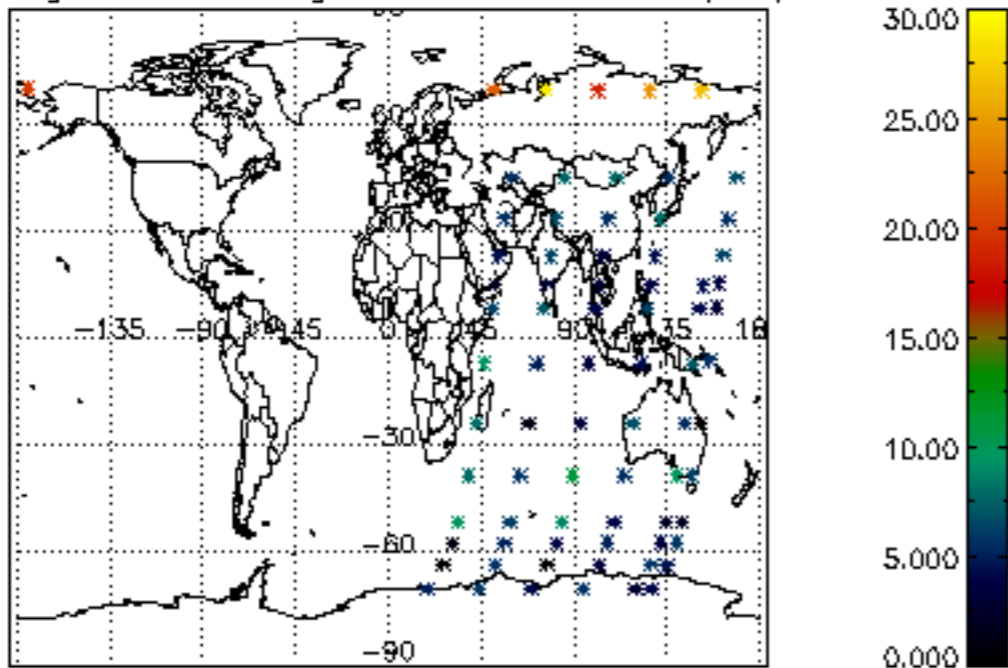
Percentage of cosmic ray hits per profile



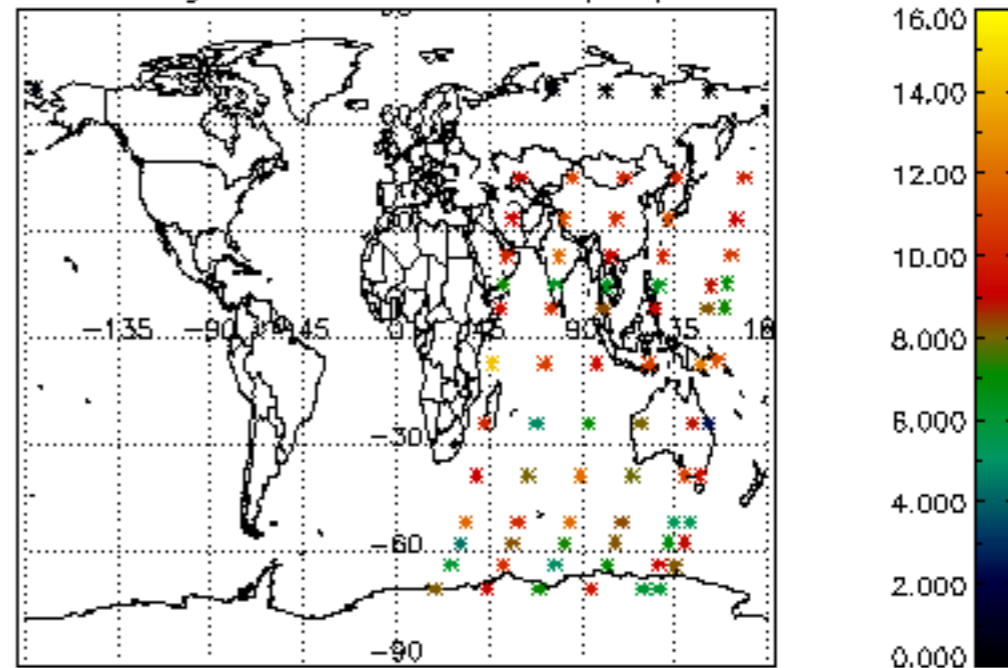
Percentage of datation errors per profile

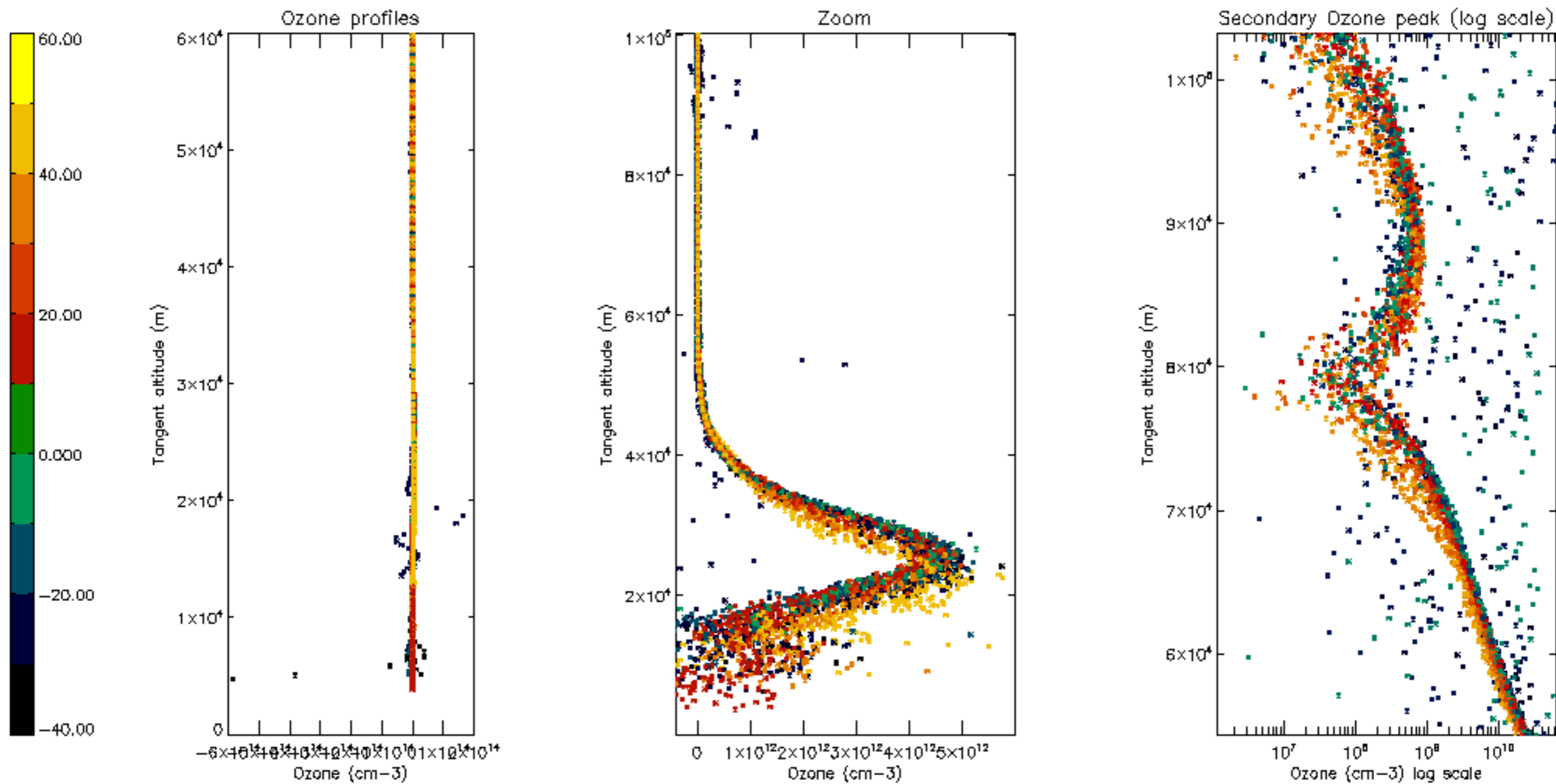


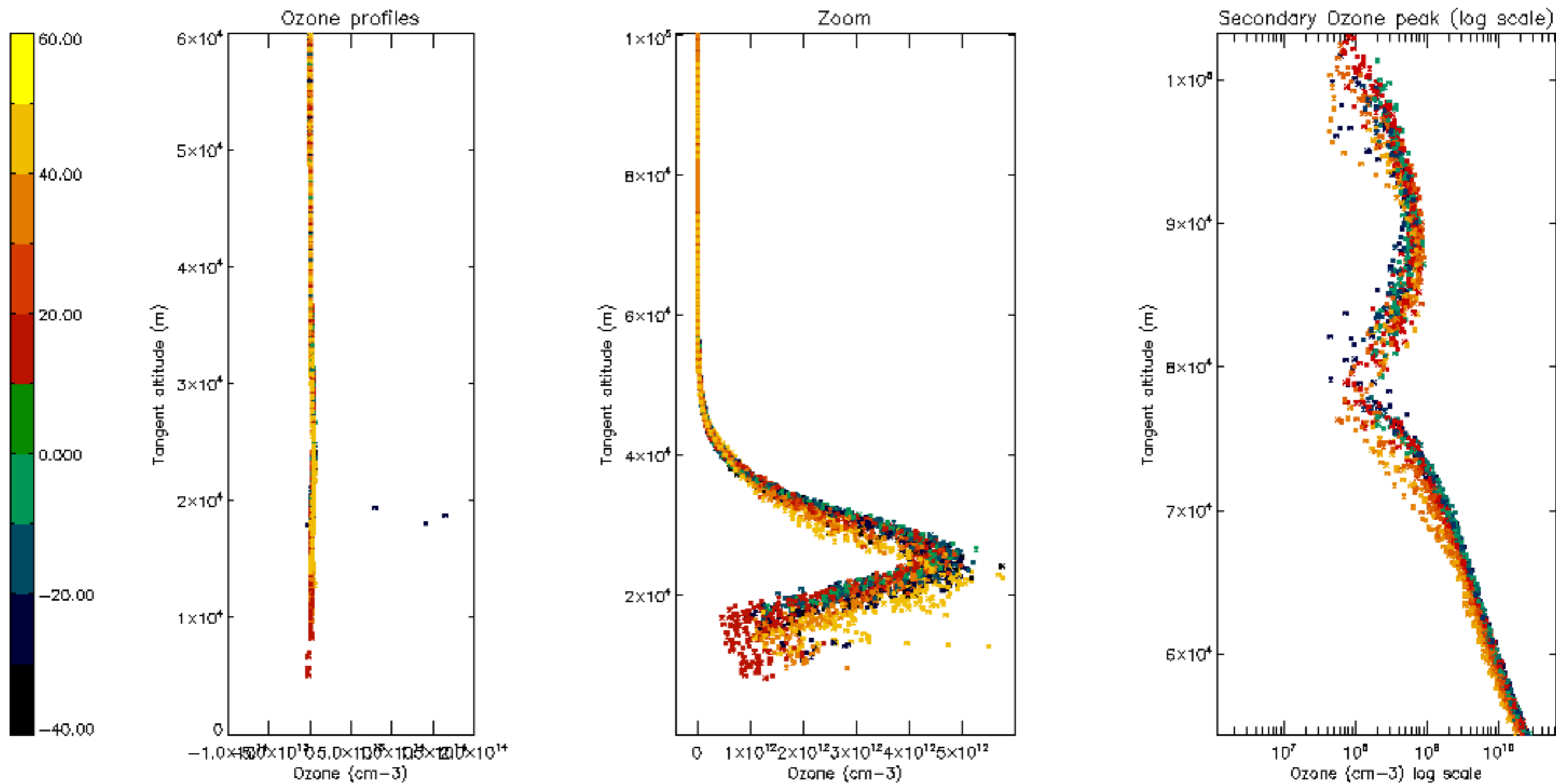
Percentage of star falling outside central band per profile

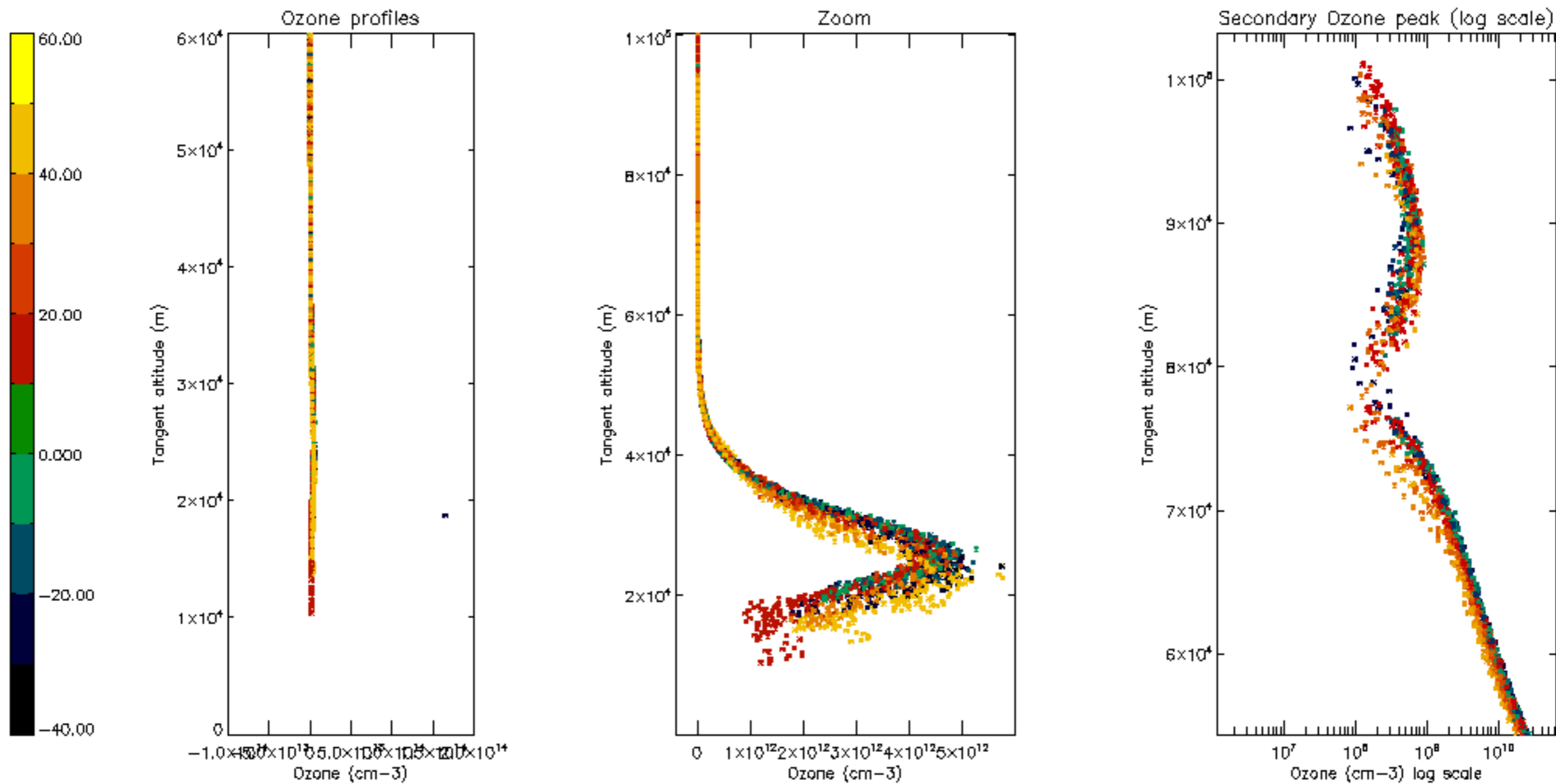


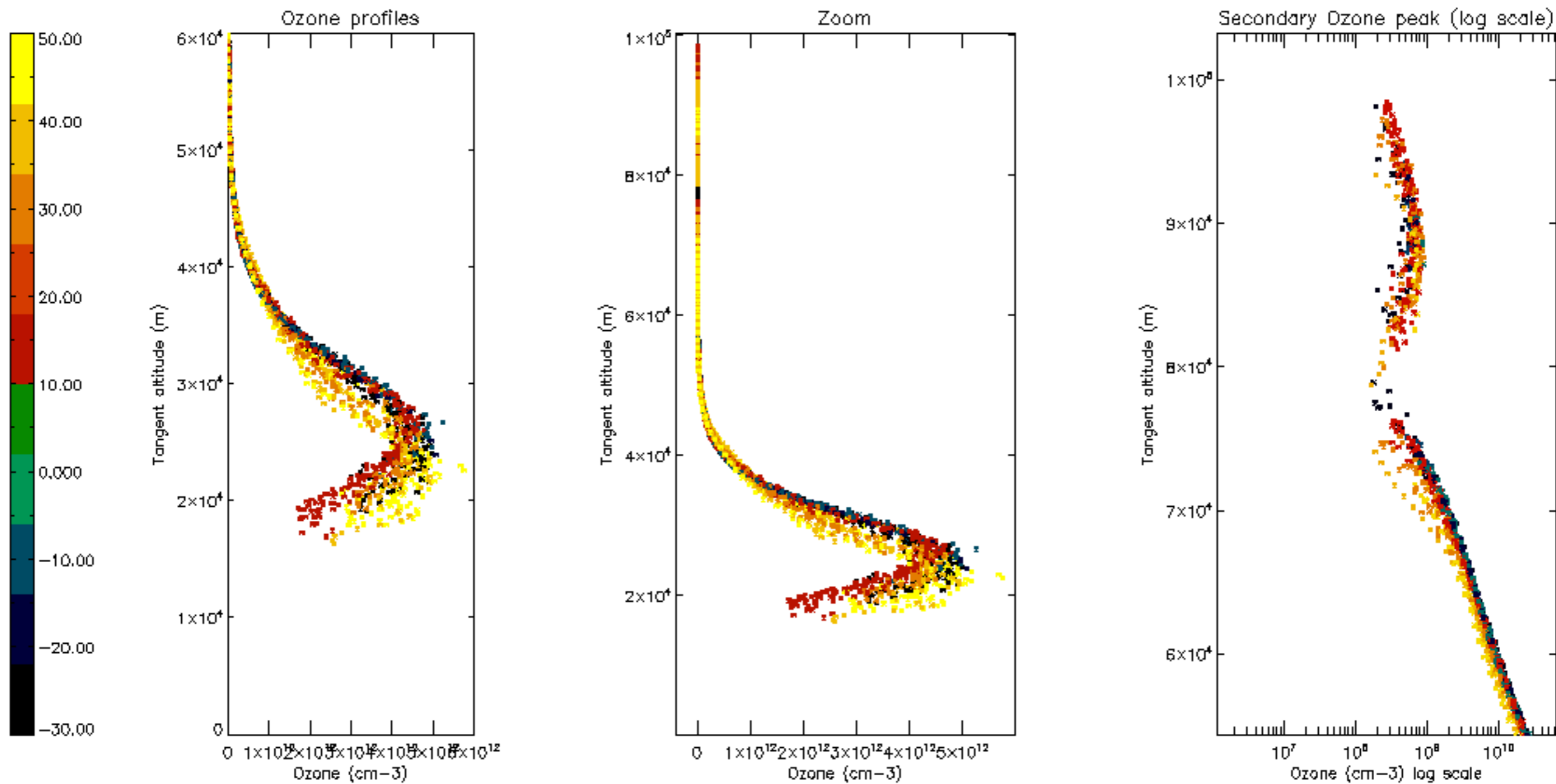
Percentage of saturation errors per profile

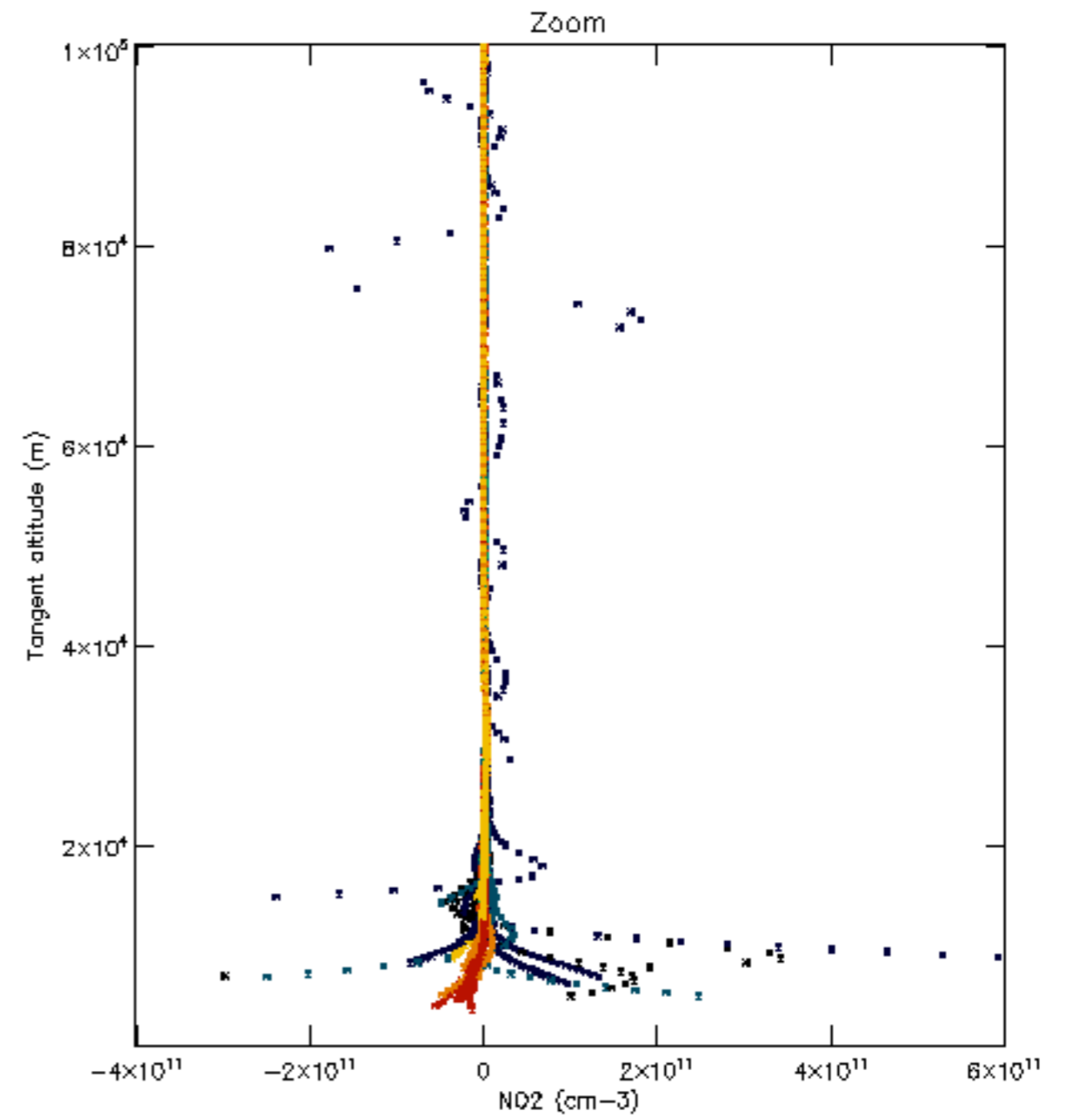
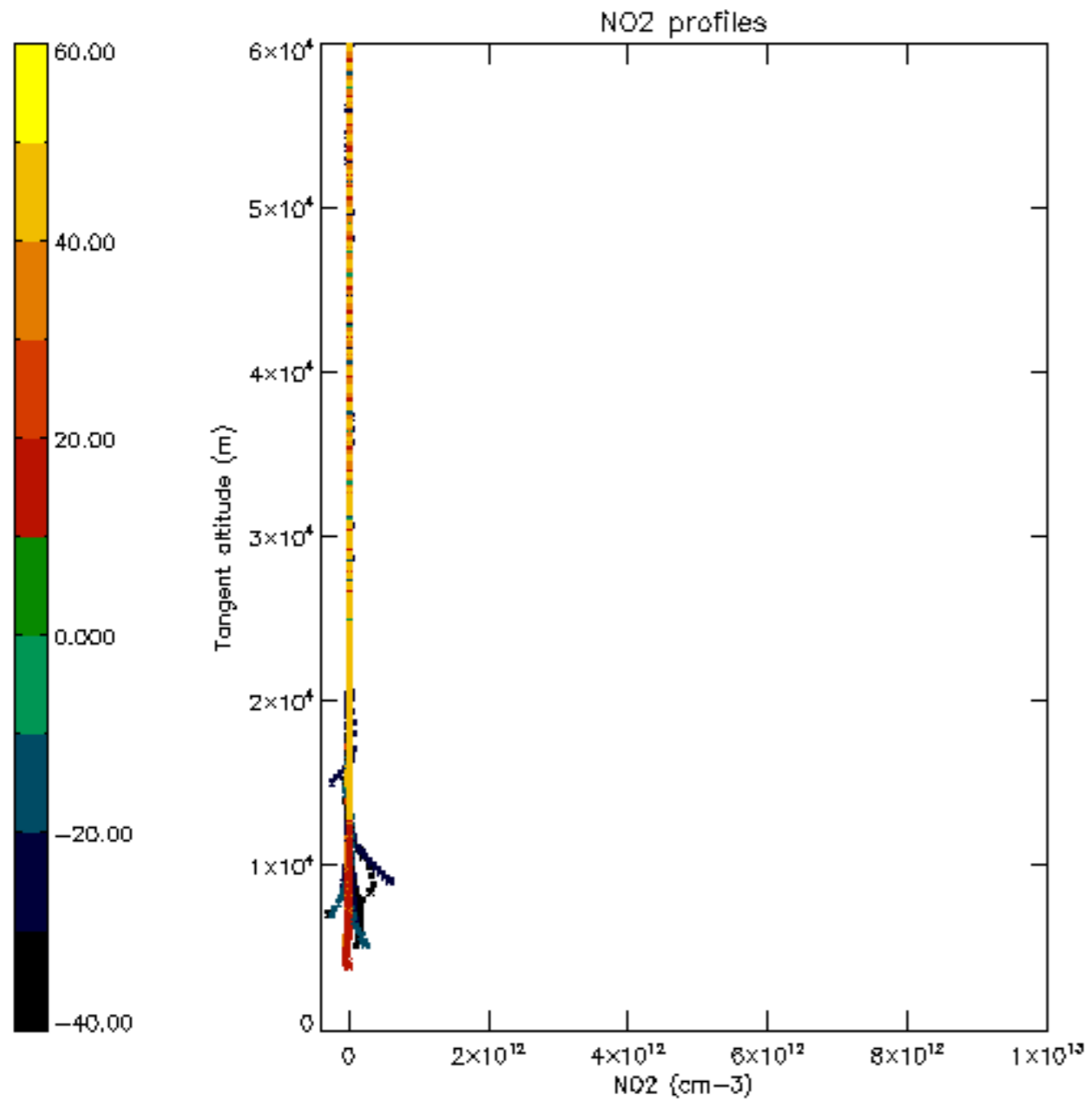


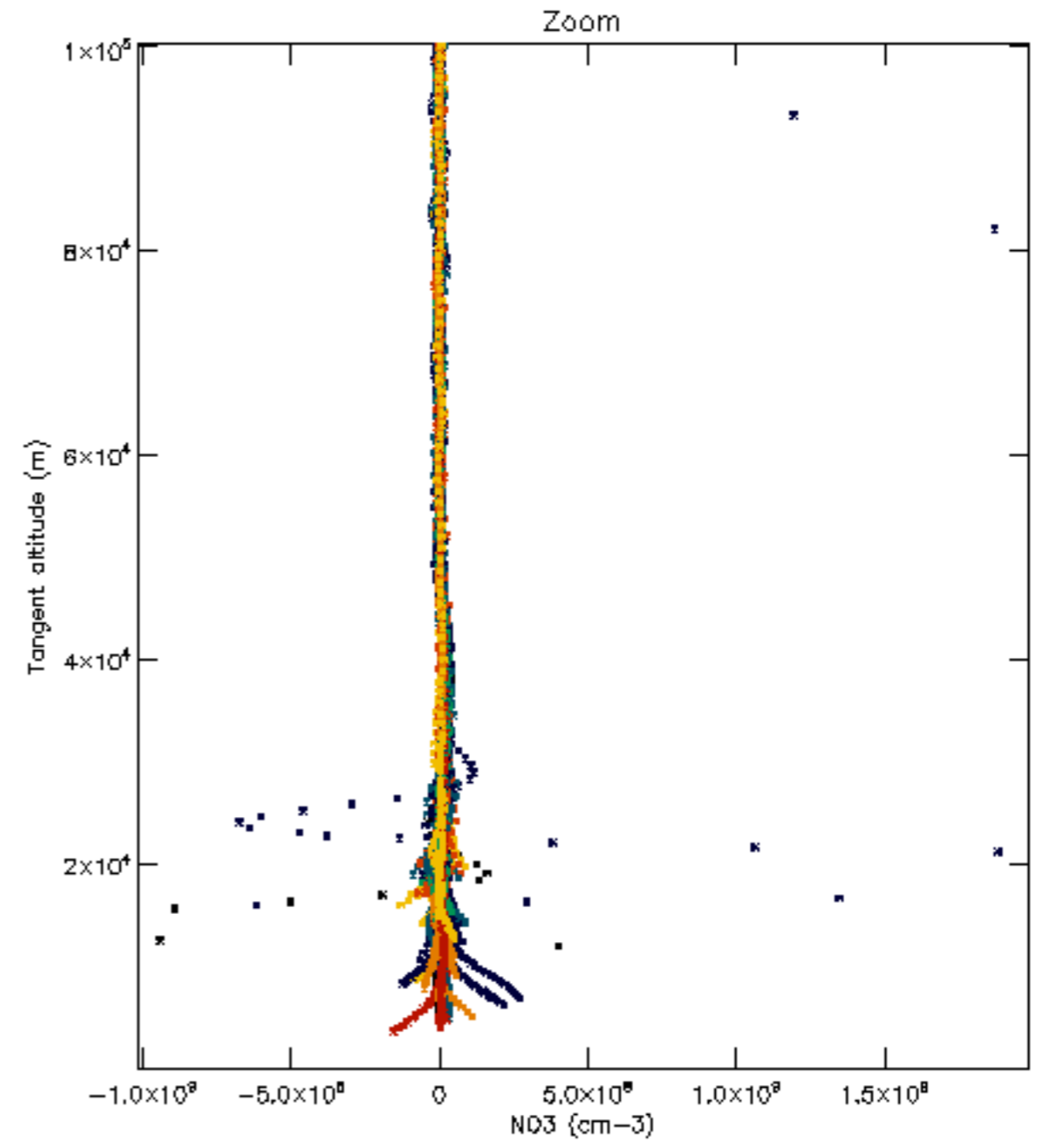
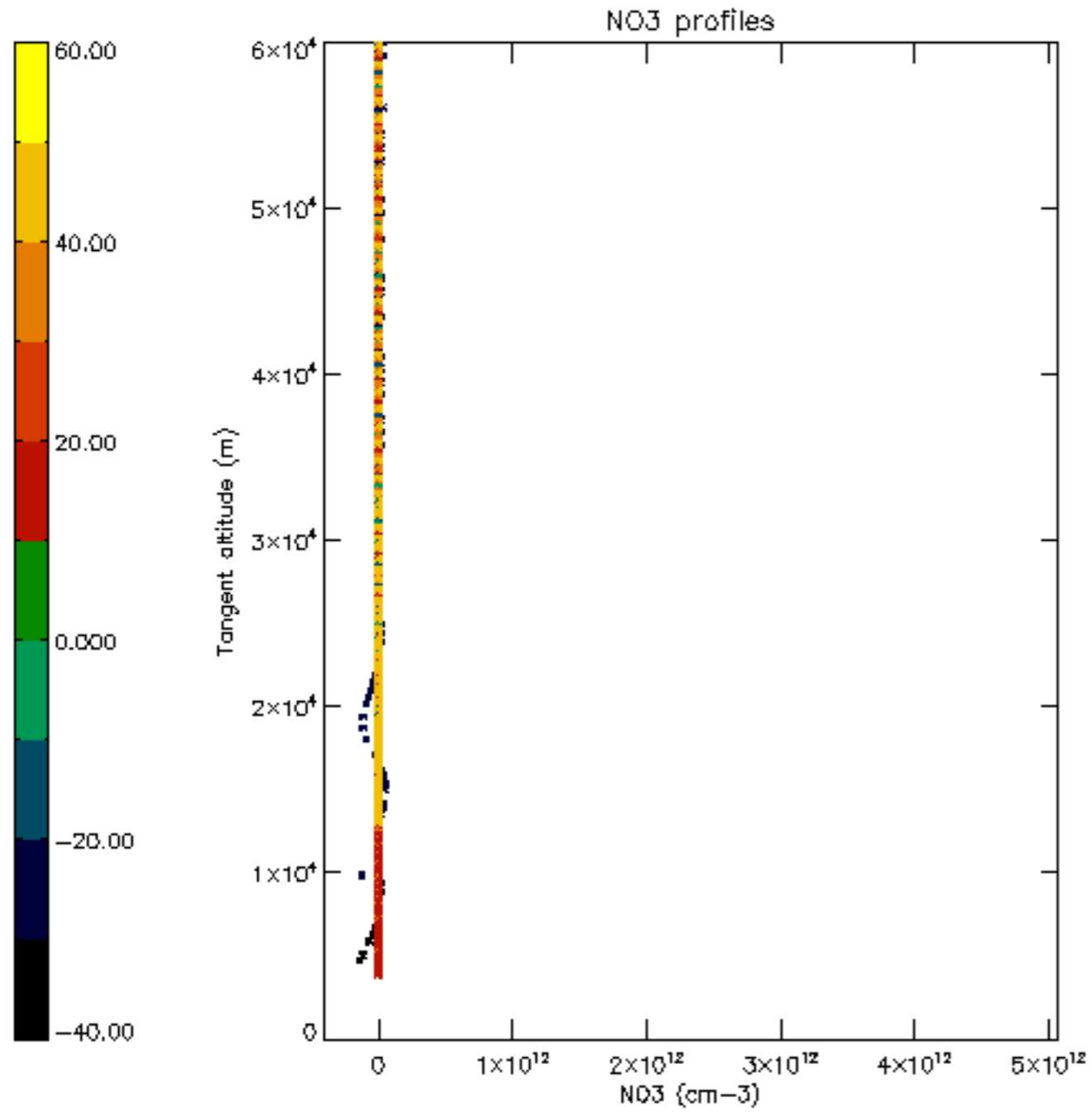


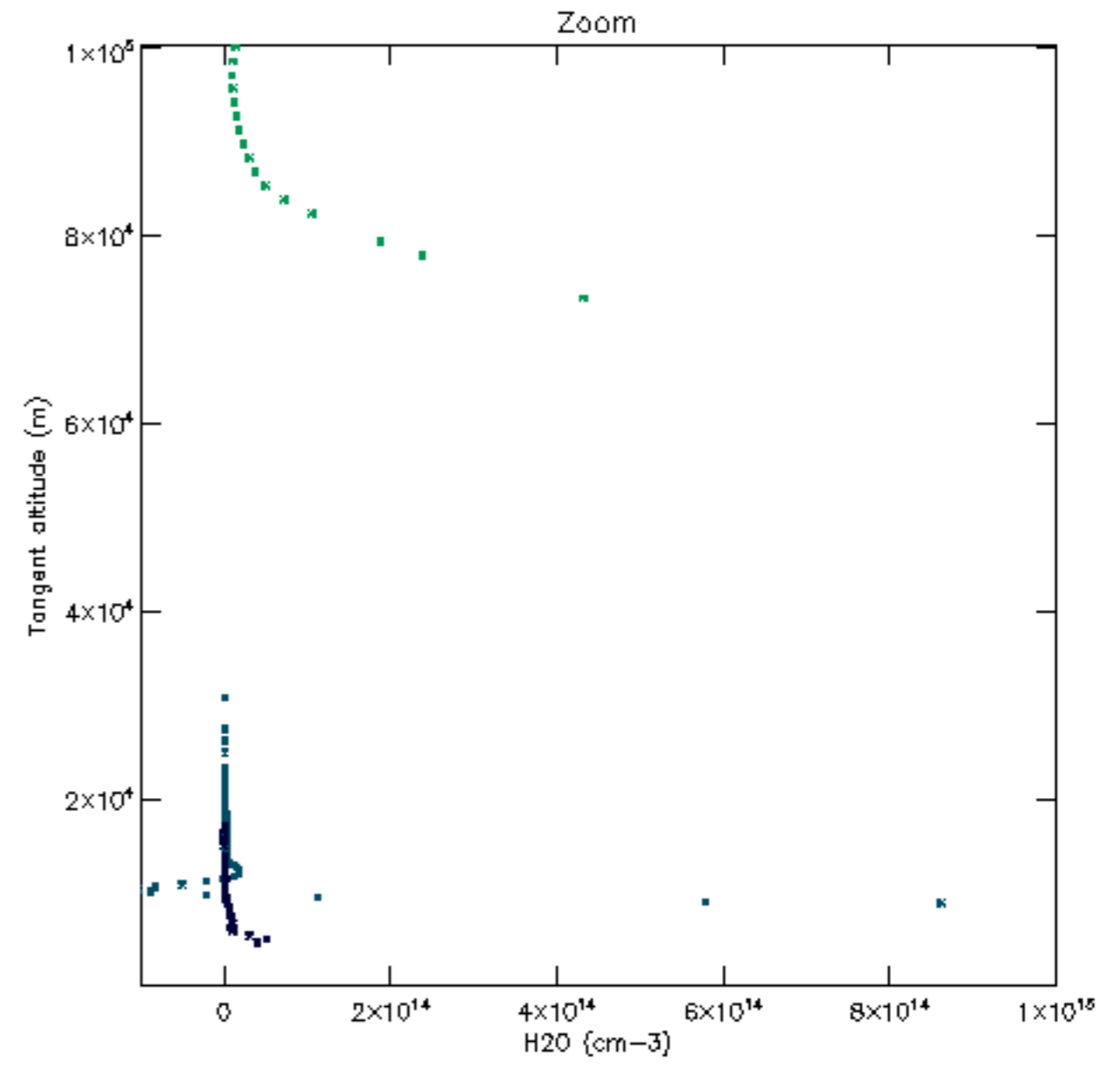
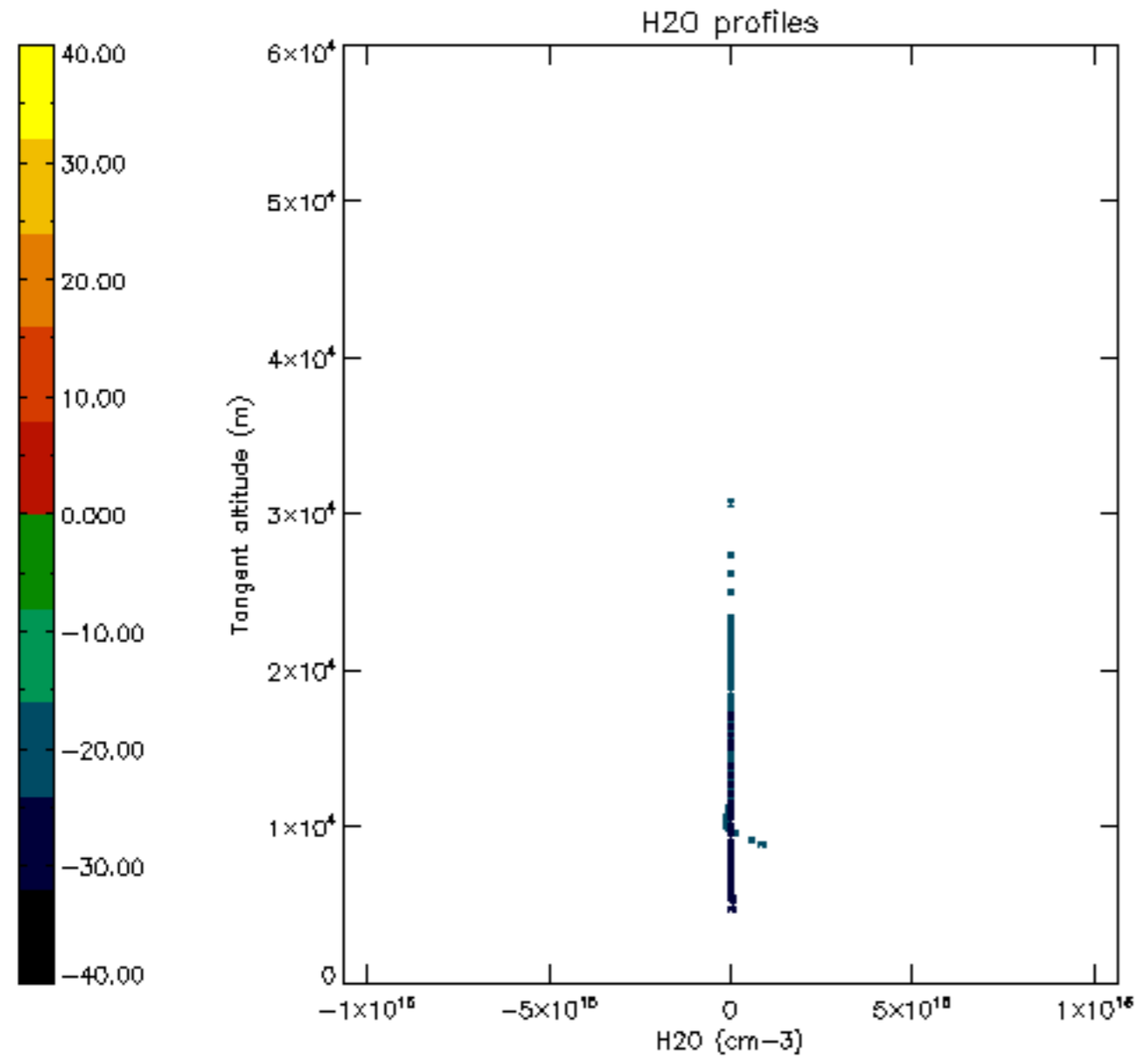


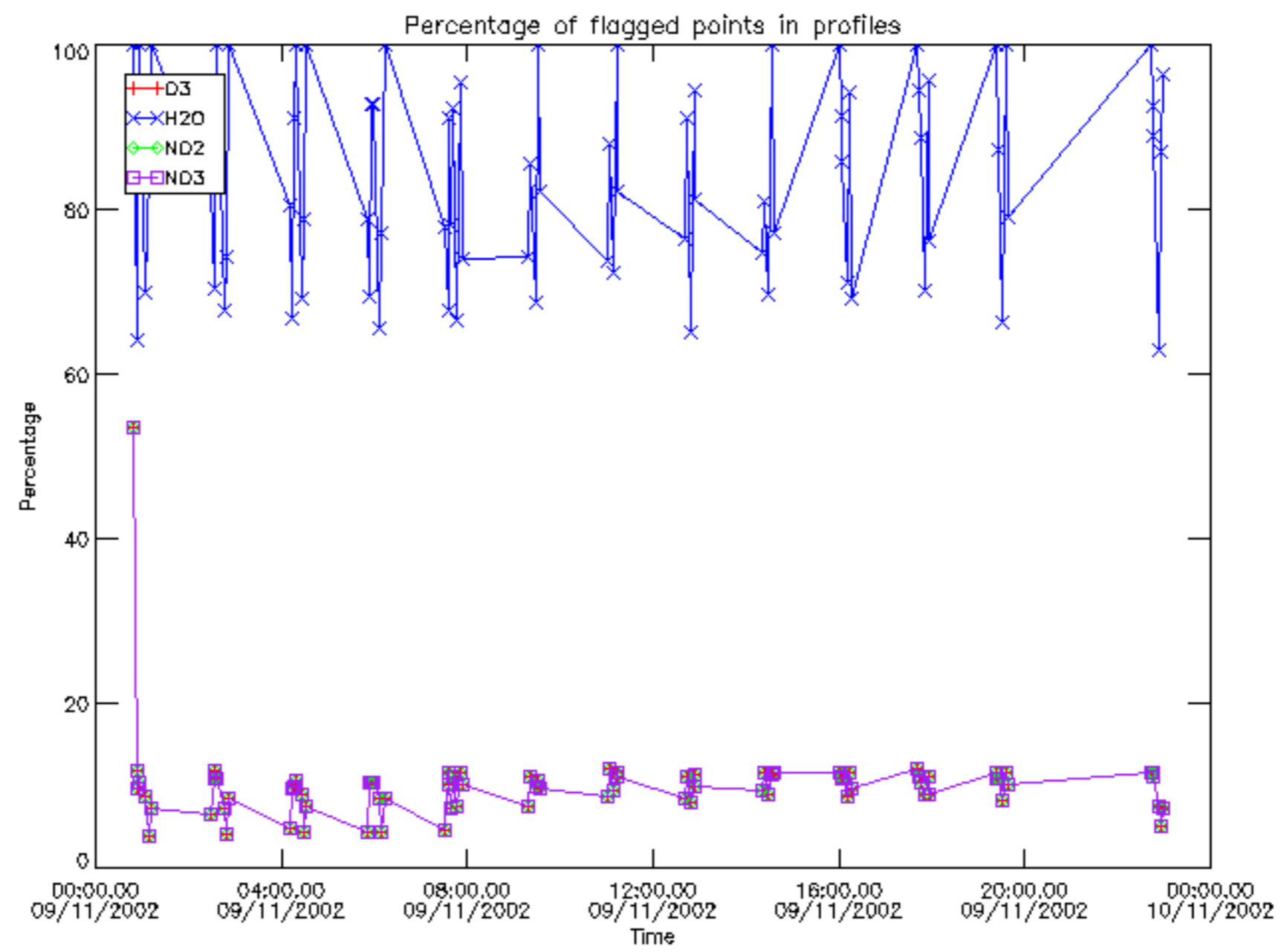




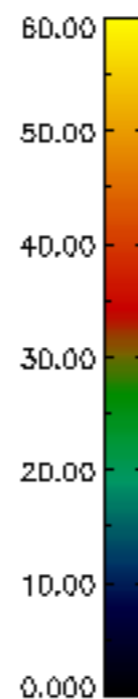
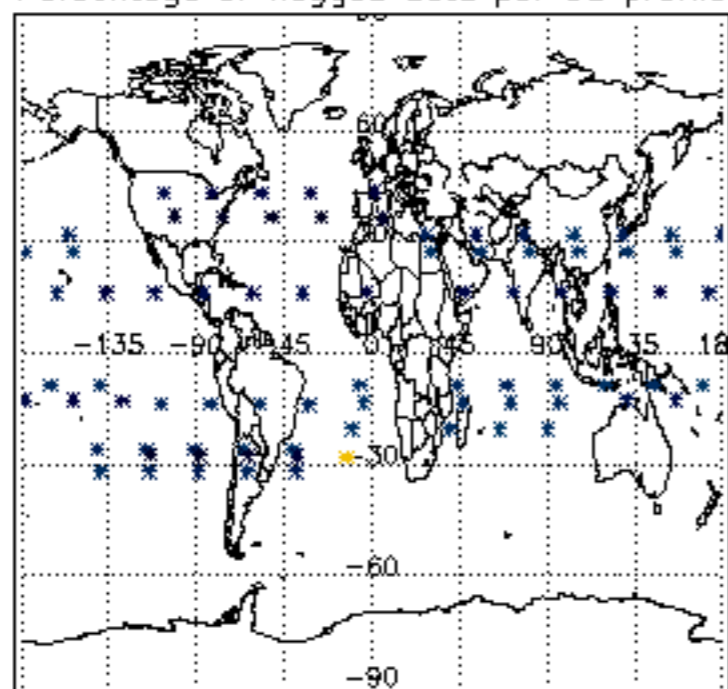




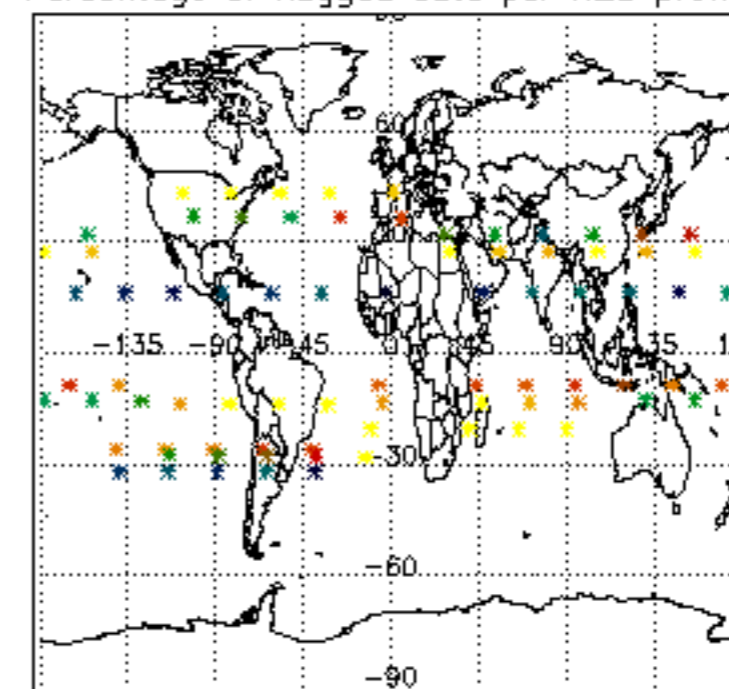




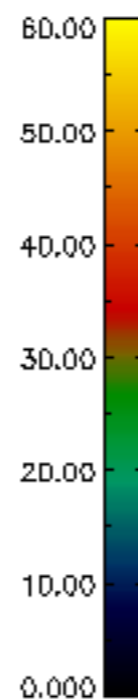
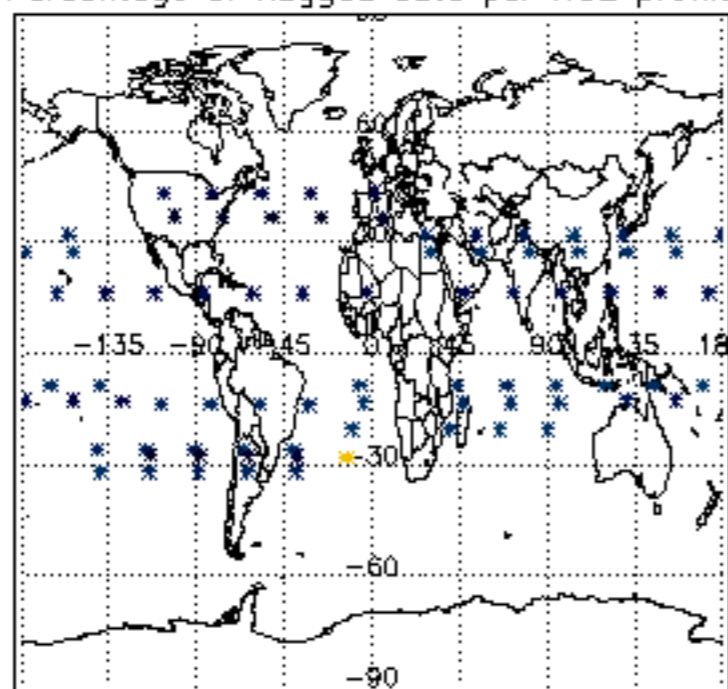
Percentage of flagged data per D3 profile



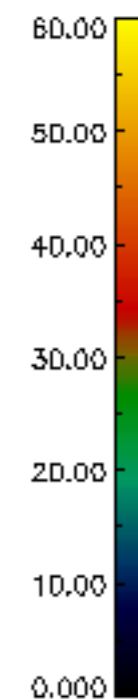
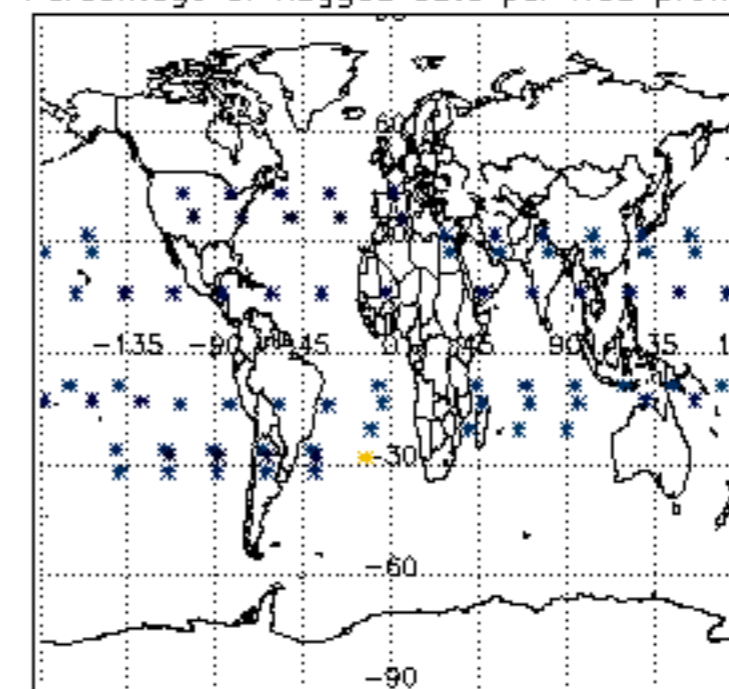
Percentage of flagged data per H2O profile

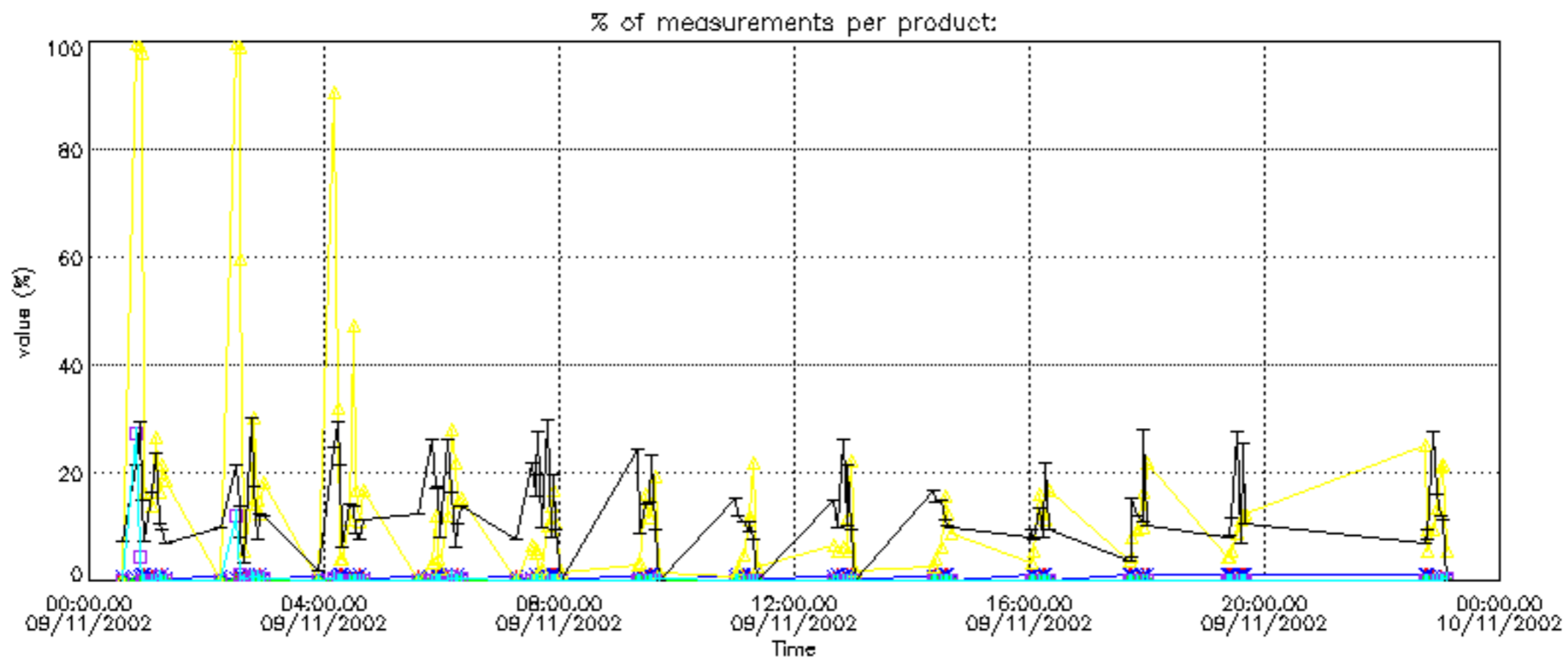


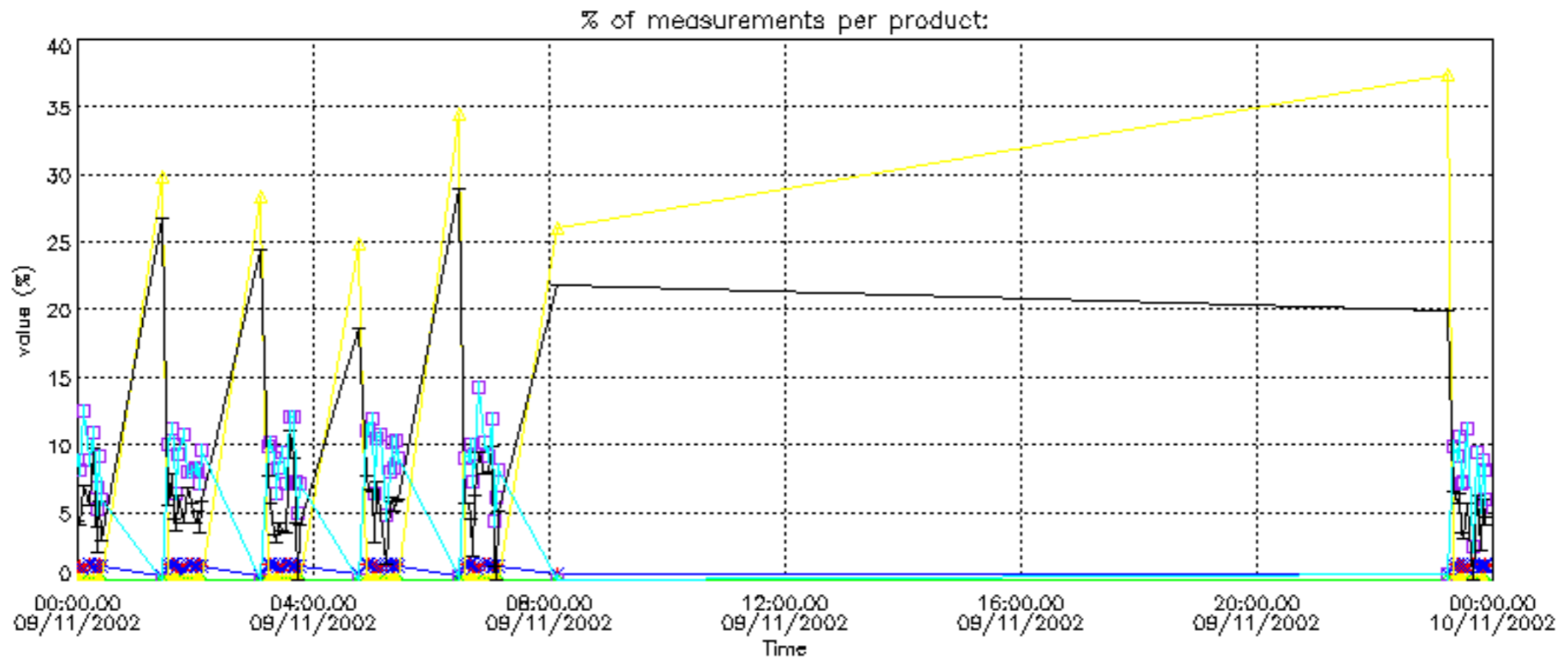
Percentage of flagged data per NO2 profile



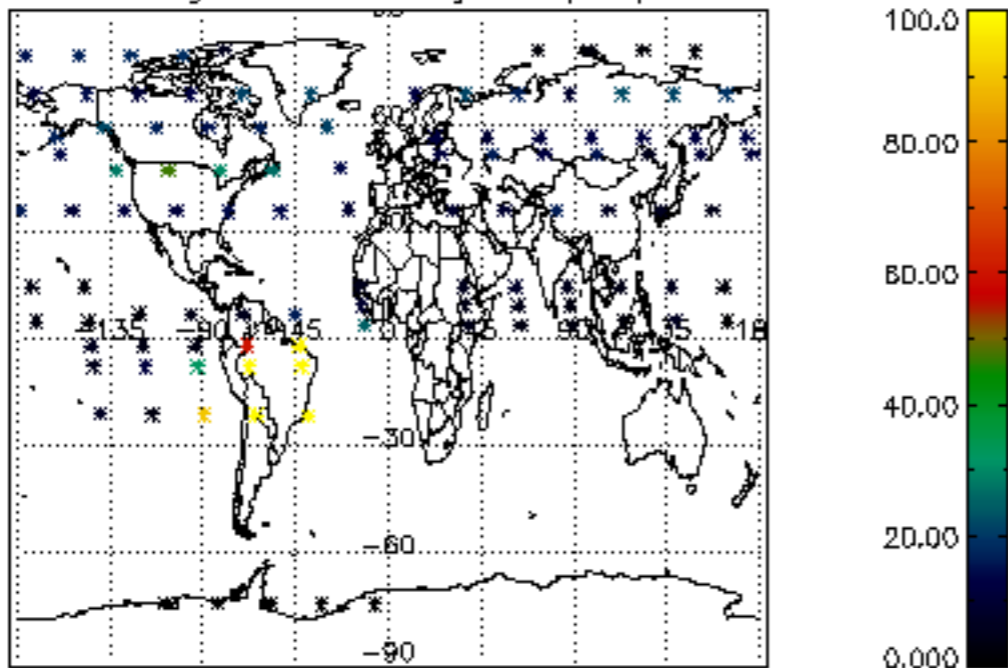
Percentage of flagged data per NO3 profile



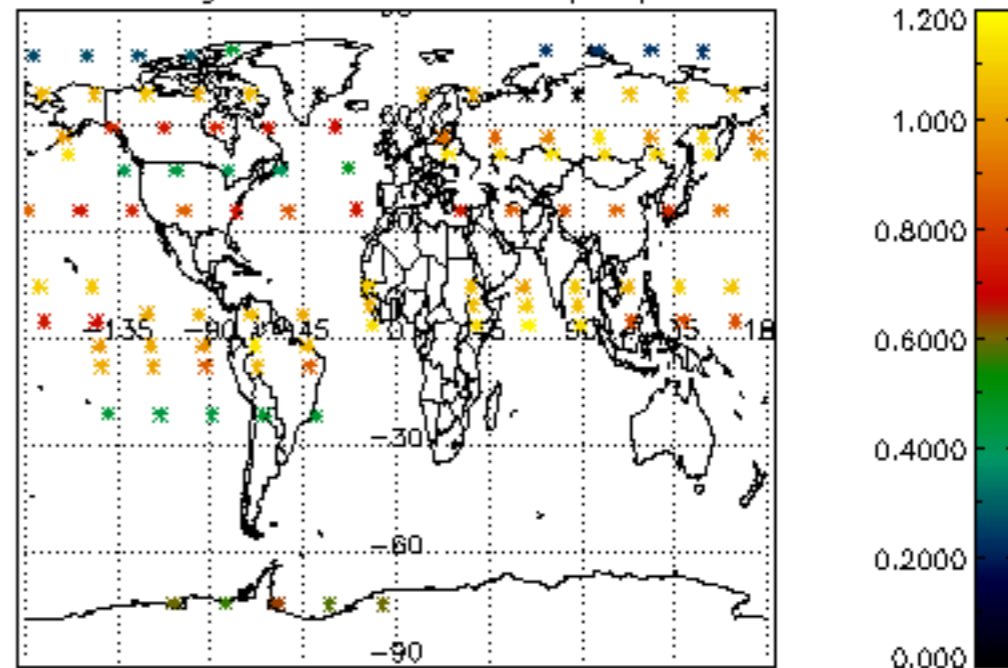




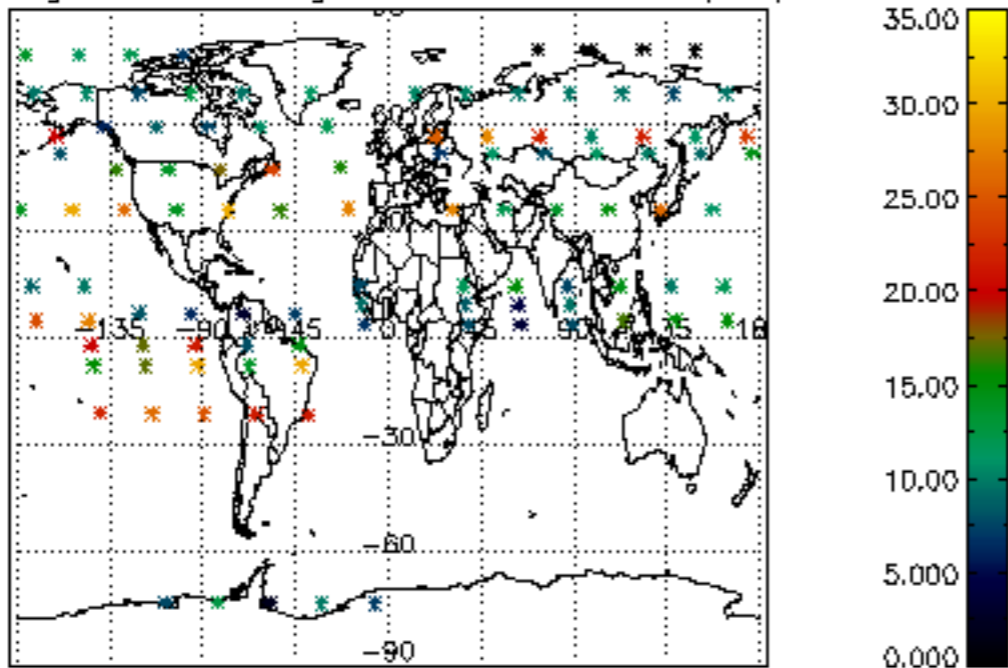
Percentage of cosmic ray hits per profile



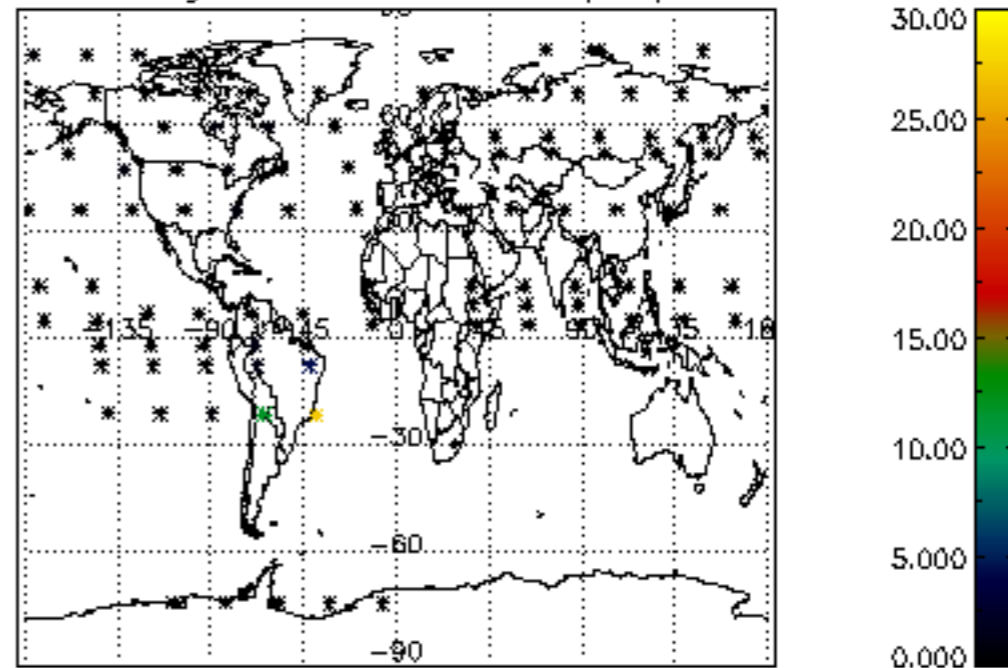
Percentage of datation errors per profile



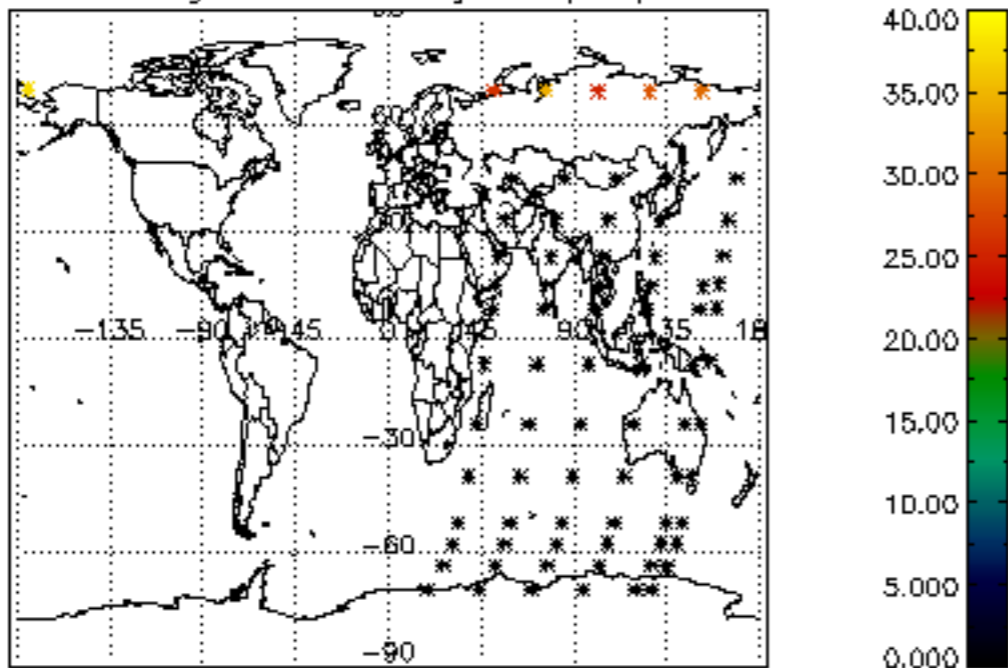
Percentage of star falling outside central band per profile



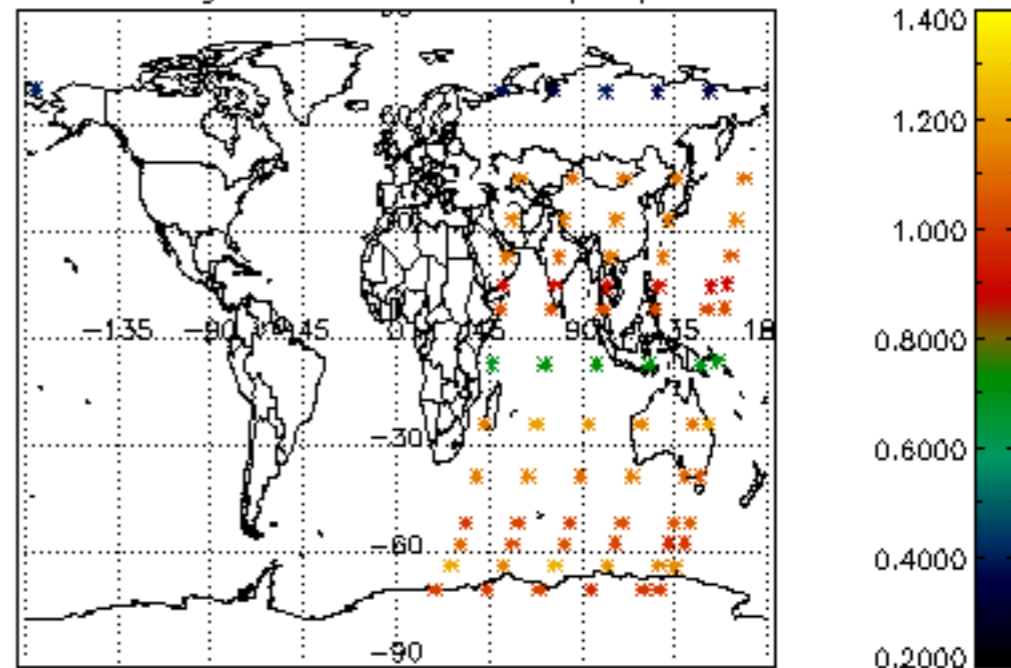
Percentage of saturation errors per profile



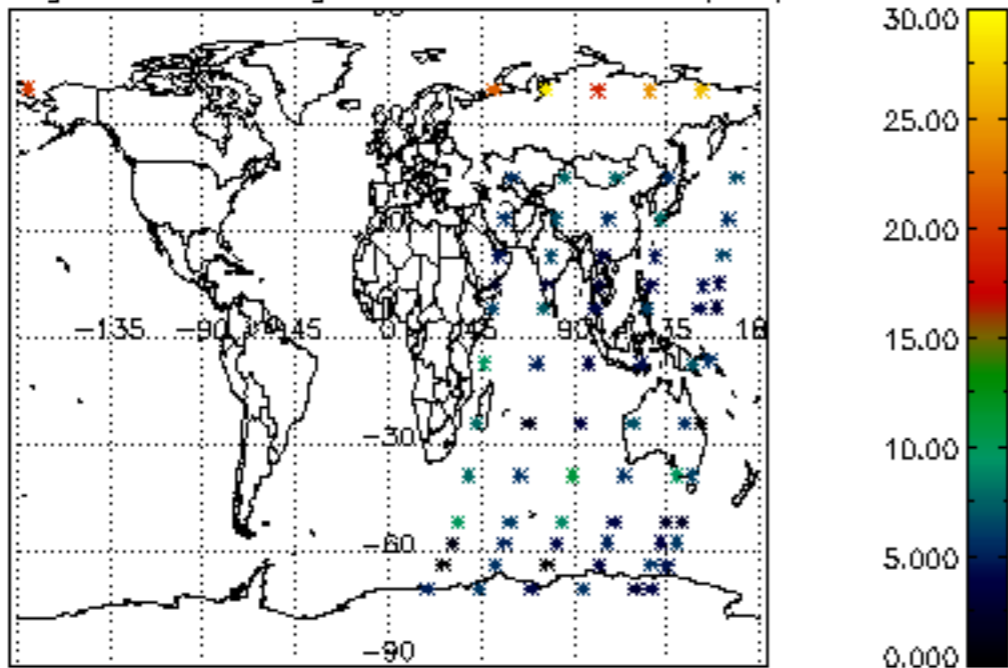
Percentage of cosmic ray hits per profile



Percentage of datation errors per profile



Percentage of star falling outside central band per profile



Percentage of saturation errors per profile

