

GOMOS Level 2 Daily Report

SUMMARY

[1. General Info](#)

[2. Summary of processed GOM_NL_2P products](#)

[3. Level 2 Quality information per product](#)

[3.1 Plot of level 2 quality information per product \(time dependant\)](#)

[3.2 Plot of level 2 quality information per product \(world map\)](#)

[4. Level 1 Quality information per product \(stored on level 2 products\)](#)

[4.1 Plot of level 1 quality information per product \(time dependant\)](#)

[4.1.1 Plot of level 1 quality information per product \(time dependant\): ASCENDING](#)

[4.1.2 Plot of level 1 quality information per product \(time dependant\): DESCENDING](#)

[4.2 Plot of level 1 quality information per product \(world map\)](#)

[4.2.1 Plot of level 1 quality information per product \(world map\): ASCENDING](#)

[4.2.2 Plot of level 1 quality information per product \(world map\): DESCENDING](#)

[5. Ozone profiles based on quality statistics and other trace gas profiles](#)

[5.1 Ozone statistics based on quality of products](#)

[5.2 Plot ozone profiles for all STD \(dark without errors\)](#)

[5.3 Plot ozone profiles where STD < 20% \(dark without errors\)](#)

[5.4. Plot ozone profiles where STD < 10% \(dark without errors\)](#)

[5.5. Plot ozone profiles where STD < 5% \(dark without errors\)](#)

[5.6 Plot NO2 profiles for all STD \(dark without errors\)](#)

[5.7 Plot NO3 profiles for all STD \(dark without errors\)](#)

[5.8 Plot H2O profiles \(only for occultations of stars 1,2,3,4,13,14,16,26,63 dark without errors\) for all STD](#)

[6. Auxiliary Data Files used for the production reported in section 2](#)

This report presents the daily analysis on parameters extracted from GOMOS level 2 data (GOM_NL__2P). It is intended to monitor some important parameters that will impact the quality of these products. A list of level 2 products (and content) that have arrived during the reporting day to the PCF is also given.

| Item | Value |
|---------------------------|---------------------------------|
| Time of report generation | 17APR2013 19:59:07 |
| Data source version | GOMOS/6.01 |
| Start time of products | 06-11-2002 (06NOV2002 00:00:00) |
| Stop time of products | 07-11-2002 (07NOV2002 00:00:00) |
| Store outputs in DB | Yes |
| Nb of level 2 prods | 66 |
| Nb of prods with errors | 1 |

2. Summary of processed GOM_NL__2P products.

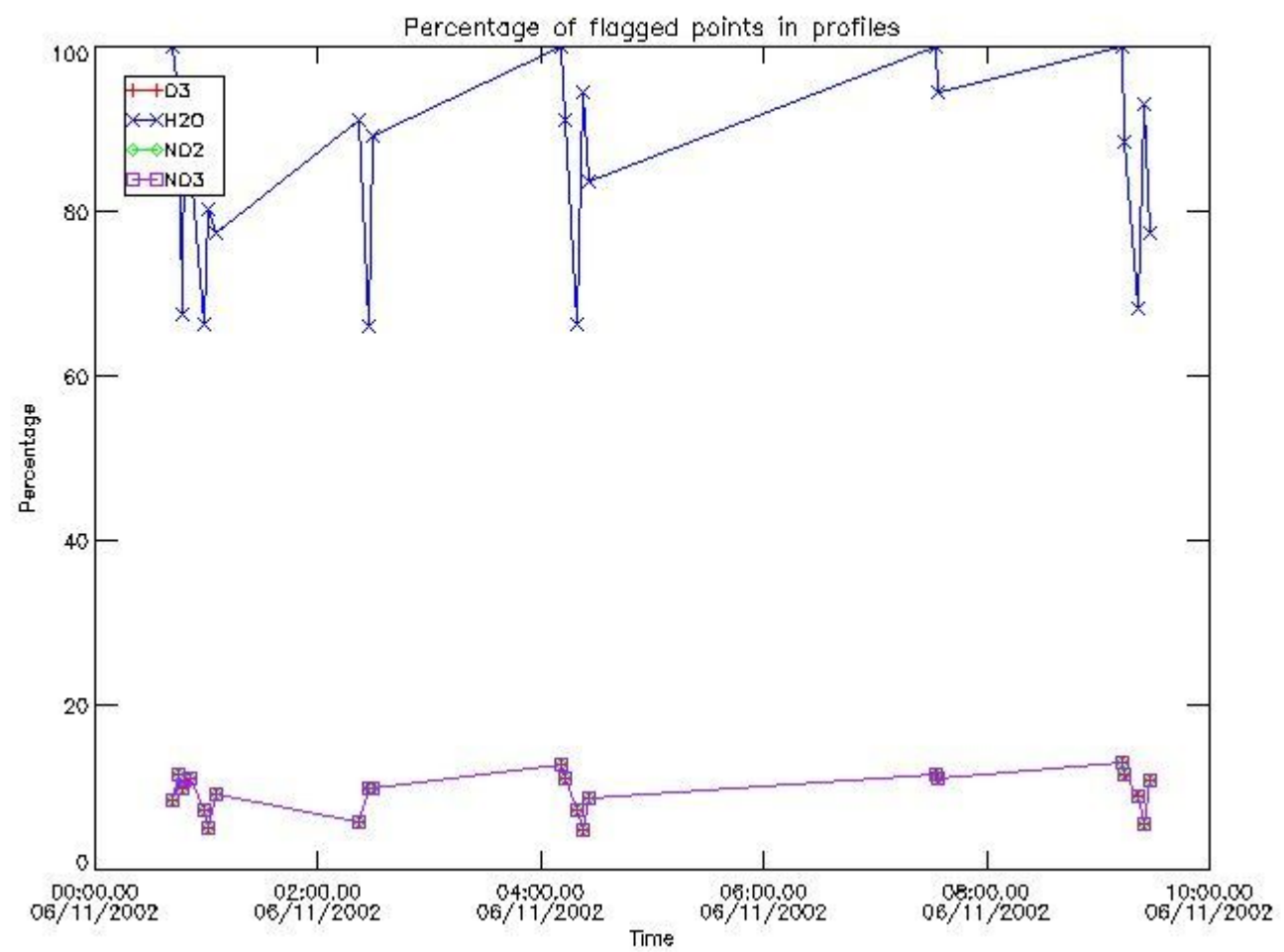
| Nr | Filename | UTC Start time | Limb | Duration | Star Id | Star Name | Star Mag | Star Temp | Nb Meas | Orbit | Prod. error |
|----|--|----------------------|------------|----------|---------|-----------|----------|-----------|---------|-------|-------------|
| 1 | GOM_NL__2PRFIN20021106_000144_000000772011_00016_03577_1330.N1 | 06-NOV-2002 00:01:44 | Bright | 77.000 | 6 | 13Alp Aur | 0.080000 | 3400.0 | 154 | 3577 | No |
| 2 | GOM_NL__2PRFIN20021106_000528_000000432011_00016_03577_1331.N1 | 06-NOV-2002 00:05:28 | Bright | 43.000 | 49 | 1Alp UMi | 1.9900 | 6300.0 | 86 | 3577 | No |
| 3 | GOM_NL__2PRFIN20021106_000929_000000442011_00016_03577_1332.N1 | 06-NOV-2002 00:09:29 | Bright | 43.500 | 60 | 7Bet UMi | 2.0810 | 3950.0 | 87 | 3577 | No |
| 4 | GOM_NL__2PRFIN20021106_001328_000000482011_00016_03577_1333.N1 | 06-NOV-2002 00:13:28 | Bright | 48.000 | 36 | 50Alp UMa | 1.8000 | 6300.0 | 96 | 3577 | No |
| 5 | GOM_NL__2PRFIN20021106_001505_000000492011_00016_03577_1334.N1 | 06-NOV-2002 00:15:05 | Bright | 49.000 | 82 | 48Bet UMa | 2.3650 | 10600. | 98 | 3577 | No |
| 6 | GOM_NL__2PRFIN20021106_001643_000000522011_00016_03577_1335.N1 | 06-NOV-2002 00:16:43 | Bright | 51.500 | 39 | 85Eta UMa | 1.8540 | 24000. | 103 | 3577 | No |
| 7 | GOM_NL__2PRFIN20021106_001852_000000522011_00016_03577_1336.N1 | 06-NOV-2002 00:18:52 | Bright | 51.500 | 174 | 52Psi UMa | 3.0040 | 4400.0 | 103 | 3577 | No |
| 8 | GOM_NL__2PRFIN20021106_002722_000000762011_00016_03577_1337.N1 | 06-NOV-2002 00:27:22 | Bright | 76.000 | 166 | 17Eps Leo | 2.9800 | 6000.0 | 152 | 3577 | No |
| 9 | GOM_NL__2PRFIN20021106_003127_000000772011_00016_03577_1338.N1 | 06-NOV-2002 00:31:27 | Twilight | 77.000 | 22 | 32Alp Leo | 1.3600 | 15200. | 154 | 3577 | No |
| 10 | GOM_NL__2PRFIN20021106_004147_000001022011_00016_03577_1339.N1 | 06-NOV-2002 00:41:47 | Dark | 102.00 | 48 | 30Alp Hya | 1.9770 | 4100.0 | 204 | 3577 | No |
| 11 | GOM_NL__2PRFIN20021106_004433_000000492011_00016_03577_1340.N1 | 06-NOV-2002 00:44:33 | Dark | 48.500 | 64 | Gam Cen | 2.2000 | 10600. | 97 | 3577 | No |
| 12 | GOM_NL__2PRFIN20021106_004651_000000512011_00016_03577_1341.N1 | 06-NOV-2002 00:46:51 | Dark | 51.000 | 26 | Gam Cru | 1.6240 | 2900.0 | 102 | 3577 | No |
| 13 | GOM_NL__2PRFIN20021106_004831_000000482011_00016_03577_1342.N1 | 06-NOV-2002 00:48:31 | Dark | 47.500 | 12 | Alp1Cru | 0.77500 | 30000. | 95 | 3577 | No |
| 14 | GOM_NL__2PRFIN20021106_005121_000000462011_00017_03578_1318.N1 | 06-NOV-2002 00:51:21 | Dark | 46.000 | 71 | lot Car | 2.2460 | 7700.0 | 92 | 3578 | No |
| 15 | GOM_NL__2PRFIN20021106_005836_000000702011_00017_03578_1319.N1 | 06-NOV-2002 00:58:36 | Dark | 70.000 | 2 | Alp Car | -0.73600 | 7000.0 | 140 | 3578 | No |
| 16 | GOM_NL__2PRFIN20021106_010108_000000992011_00017_03578_1320.N1 | 06-NOV-2002 01:01:08 | Dark | 99.000 | 23 | 21Eps CMa | 1.5020 | 26000. | 198 | 3578 | No |
| 17 | GOM_NL__2PRFIN20021106_010456_000000562011_00017_03578_1321.N1 | 06-NOV-2002 01:04:56 | Dark | 55.500 | 9 | Alp Eri | 0.45300 | 24000. | 111 | 3578 | No |
| 18 | GOM_NL__2PRFIN20021106_010824_000000462011_00017_03578_1322.N1 | 06-NOV-2002 01:08:24 | Straylight | 45.500 | 157 | The1Eri | 2.9060 | 9300.0 | 91 | 3578 | No |
| 19 | GOM_NL__2PRFIN20021106_011143_000002152011_00017_03578_1323.N1 | 06-NOV-2002 01:11:43 | Straylight | 215.00 | 47 | 2Bet CMa | 1.9760 | 28000. | 430 | 3578 | No |
| 20 | GOM_NL__2PRFIN20021106_011613_000000342011_00017_03578_1324.N1 | 06-NOV-2002 01:16:13 | Straylight | 33.500 | 165 | 34Gam Eri | 2.9500 | 3200.0 | 67 | 3578 | No |
| 21 | GOM_NL__2PRFIN20021106_012012_000001612011_00017_03578_1325.N1 | 06-NOV-2002 01:20:12 | Bright | 160.50 | 7 | 19Bet Ori | 0.10000 | 14000. | 321 | 3578 | No |
| 22 | GOM_NL__2PRFIN20021106_012646_000000462011_00017_03578_1326.N1 | 06-NOV-2002 01:26:46 | Bright | 45.500 | 105 | 6Bet Ari | 2.6450 | 8900.0 | 91 | 3578 | No |
| 23 | GOM_NL__2PRFIN20021106_012946_000000432011_00017_03578_1327.N1 | 06-NOV-2002 01:29:46 | Bright | 43.000 | 58 | 21Alp And | 2.0730 | 11000. | 86 | 3578 | No |
| 24 | GOM_NL__2PRFIN20021106_013305_000000462011_00017_03578_1328.N1 | 06-NOV-2002 01:33:05 | Bright | 45.500 | 73 | 57Gam1And | 2.2600 | 13100. | 91 | 3578 | No |
| 25 | GOM_NL__2PRFIN20021106_013651_000000452011_00017_03578_1329.N1 | 06-NOV-2002 01:36:51 | Bright | 44.500 | 68 | 18Alp Cas | 2.2250 | 4500.0 | 89 | 3578 | No |
| 26 | GOM_NL__2PRFIN20021106_013843_000000892011_00017_03578_1330.N1 | 06-NOV-2002 01:38:43 | Bright | 88.500 | 114 | 3lot Aur | 2.6930 | 4600.0 | 177 | 3578 | No |
| 27 | GOM_NL__2PRFIN20021106_014218_000000762011_00017_03578_1331.N1 | 06-NOV-2002 01:42:18 | Bright | 75.500 | 6 | 13Alp Aur | 0.080000 | 3400.0 | 151 | 3578 | No |
| 28 | GOM_NL__2PRFIN20021106_014604_000000432011_00017_03578_1332.N1 | 06-NOV-2002 01:46:04 | Bright | 42.500 | 49 | 1Alp UMi | 1.9900 | 6300.0 | 85 | 3578 | No |
| 29 | GOM_NL__2PRFIN20021106_015005_000000452011_00017_03578_1333.N1 | 06-NOV-2002 01:50:05 | Bright | 45.000 | 60 | 7Bet UMi | 2.0810 | 3950.0 | 90 | 3578 | No |
| 30 | GOM_NL__2PRFIN20021106_015404_000000492011_00017_03578_1334.N1 | 06-NOV-2002 01:54:04 | Bright | 48.500 | 36 | 50Alp UMa | 1.8000 | 6300.0 | 97 | 3578 | No |
| 31 | GOM_NL__2PRFIN20021106_015541_000000492011_00017_03578_1335.N1 | 06-NOV-2002 01:55:41 | Bright | 49.000 | 82 | 48Bet UMa | 2.3650 | 10600. | 98 | 3578 | No |
| 32 | GOM_NL__2PRFIN20021106_015719_000000422011_00017_03578_1336.N1 | 06-NOV-2002 01:57:19 | Bright | 42.000 | 39 | 85Eta UMa | 1.8540 | 24000. | 84 | 3578 | No |
| 33 | GOM_NL__2PRFIN20021106_015928_000000482011_00017_03578_1337.N1 | 06-NOV-2002 01:59:28 | Bright | 48.000 | 174 | 52Psi UMa | 3.0040 | 4400.0 | 96 | 3578 | No |
| 34 | GOM_NL__2PRFIN20021106_020758_000000762011_00017_03578_1338.N1 | 06-NOV-2002 02:07:58 | Bright | 76.000 | 166 | 17Eps Leo | 2.9800 | 6000.0 | 152 | 3578 | No |
| 35 | GOM_NL__2PRFIN20021106_021204_000000792011_00017_03578_1339.N1 | 06-NOV-2002 02:12:04 | Twilight | 79.000 | 22 | 32Alp Leo | 1.3600 | 15200. | 158 | 3578 | No |
| 36 | GOM_NL__2PRFIN20021106_022224_000000962011_00017_03578_1340.N1 | 06-NOV-2002 02:22:24 | Dark | 96.000 | 48 | 30Alp Hya | 1.9770 | 4100.0 | 192 | 3578 | No |
| 37 | GOM_NL__2PRFIN20021106_022727_000000522011_00017_03578_1341.N1 | 06-NOV-2002 02:27:27 | Dark | 52.000 | 26 | Gam Cru | 1.6240 | 2900.0 | 104 | 3578 | No |
| 38 | GOM_NL__2PRFIN20021106_022907_000000512011_00017_03578_1342.N1 | 06-NOV-2002 02:29:07 | Dark | 51.000 | 12 | Alp1Cru | 0.77500 | 30000. | 102 | 3578 | No |
| 39 | GOM_NL__2PRFIN20021106_041118_000000442011_00019_03580_9392.N1 | 06-NOV-2002 04:11:18 | Dark | 44.000 | 124 | The Car | 2.7640 | 30000. | 88 | 3580 | No |
| 40 | GOM_NL__2PRFIN20021106_041237_000000462011_00019_03580_9393.N1 | 06-NOV-2002 04:12:37 | Dark | 45.500 | 159 | Ups Car | 2.9200 | 7200.0 | 91 | 3580 | No |
| 41 | GOM_NL__2PRFIN20021106_041950_000000702011_00019_03580_9394.N1 | 06-NOV-2002 04:19:50 | Dark | 70.000 | 2 | Alp Car | -0.73600 | 7000.0 | 140 | 3580 | No |
| 42 | GOM_NL__2PRFIN20021106_042223_000001072011_00019_03580_9395.N1 | 06-NOV-2002 04:22:23 | Dark | 107.00 | 23 | 21Eps CMa | 1.5020 | 26000. | 214 | 3580 | No |

| | | | | | | | | | | | |
|----|--|----------------------|--------------------|--------|-----|-----------|----------|--------|-----|------|-----|
| 43 | GOM_NL__2PRFIN20021106_042608_000000582011_00019_03580_9396.N1 | 06-NOV-2002 04:26:08 | Dark | 58.000 | 9 | Alp Eri | 0.45300 | 24000. | 116 | 3580 | No |
| 44 | GOM_NL__2PRFIN20021106_042936_000000502011_00019_03580_9397.N1 | 06-NOV-2002 04:29:36 | Straylight | 49.500 | 157 | The1Eri | 2.9060 | 9300.0 | 99 | 3580 | No |
| 45 | GOM_NL__2PRFIN20021106_043324_000002192011_00019_03580_9398.N1 | 06-NOV-2002 04:33:24 | Twilight_and_stray | 219.00 | 1 | 9Alp CMa | -1.4400 | 11000. | 438 | 3580 | No |
| 46 | GOM_NL__2PRFIN20021106_044122_000001692011_00019_03580_9399.N1 | 06-NOV-2002 04:41:22 | Bright | 169.00 | 7 | 19Bet Ori | 0.10000 | 14000. | 338 | 3580 | No |
| 47 | GOM_NL__2PRFIN20021106_044757_000000462011_00019_03580_9400.N1 | 06-NOV-2002 04:47:57 | Bright | 45.500 | 105 | 6Bet Ari | 2.6450 | 8900.0 | 91 | 3580 | No |
| 48 | GOM_NL__2PRFIN20021106_045058_000000442011_00019_03580_9401.N1 | 06-NOV-2002 04:50:58 | Bright | 43.500 | 58 | 21Alp And | 2.0730 | 11000. | 87 | 3580 | No |
| 49 | GOM_NL__2PRFIN20021106_045416_000000462011_00019_03580_9402.N1 | 06-NOV-2002 04:54:16 | Bright | 45.500 | 73 | 57Gam1And | 2.2600 | 13100. | 91 | 3580 | No |
| 50 | GOM_NL__2PRFIN20021106_050328_000000752011_00019_03580_9403.N1 | 06-NOV-2002 05:03:28 | Bright | 74.500 | 6 | 13Alp Aur | 0.080000 | 3400.0 | 149 | 3580 | No |
| 51 | GOM_NL__2PRFIN20021106_050716_000000422011_00019_03580_9404.N1 | 06-NOV-2002 05:07:16 | Bright | 41.500 | 49 | 1Alp UMi | 1.9900 | 6300.0 | 83 | 3580 | No |
| 52 | GOM_NL__2PRFIN20021106_051118_000000522011_00019_03580_9405.N1 | 06-NOV-2002 05:11:18 | Bright | 51.500 | 60 | 7Bet UMi | 2.0810 | 3950.0 | 103 | 3580 | No |
| 53 | GOM_NL__2PRFIN20021106_051516_000000492011_00019_03580_9406.N1 | 06-NOV-2002 05:15:16 | Bright | 48.500 | 36 | 50Alp UMa | 1.8000 | 6300.0 | 97 | 3580 | No |
| 54 | GOM_NL__2PRFIN20021106_051654_000000462011_00019_03580_9407.N1 | 06-NOV-2002 05:16:54 | Bright | 45.500 | 82 | 48Bet UMa | 2.3650 | 10600. | 91 | 3580 | No |
| 55 | GOM_NL__2PRFIN20021106_051832_000000422011_00019_03580_9408.N1 | 06-NOV-2002 05:18:32 | Bright | 42.000 | 39 | 85Eta UMa | 1.8540 | 24000. | 84 | 3580 | No |
| 56 | GOM_NL__2PRFIN20021106_052041_000000492011_00019_03580_9409.N1 | 06-NOV-2002 05:20:41 | Bright | 49.000 | 174 | 52Psi UMa | 3.0040 | 4400.0 | 98 | 3580 | No |
| 57 | GOM_NL__2PRFIN20021106_073231_000000452011_00021_03582_9476.N1 | 06-NOV-2002 07:32:31 | Dark | 44.500 | 124 | The Car | 2.7640 | 30000. | 89 | 3582 | No |
| 58 | GOM_NL__2PRFIN20021106_073350_000000462011_00021_03582_9477.N1 | 06-NOV-2002 07:33:50 | Dark | 45.500 | 159 | Ups Car | 2.9200 | 7200.0 | 91 | 3582 | No |
| 59 | GOM_NL__2PRFIN20021106_091307_000000432011_00022_03583_9496.N1 | 06-NOV-2002 09:13:07 | Dark | 43.000 | 124 | The Car | 2.7640 | 30000. | 86 | 3583 | No |
| 60 | GOM_NL__2PRFIN20021106_091426_000000442011_00022_03583_9497.N1 | 06-NOV-2002 09:14:26 | Dark | 44.000 | 159 | Ups Car | 2.9200 | 7200.0 | 88 | 3583 | No |
| 61 | GOM_NL__2PRFIN20021106_092140_000000572011_00022_03583_9498.N1 | 06-NOV-2002 09:21:40 | Dark | 57.000 | 2 | Alp Car | -0.73600 | 7000.0 | 114 | 3583 | No |
| 62 | GOM_NL__2PRFIN20021106_092416_000001022011_00022_03583_9499.N1 | 06-NOV-2002 09:24:16 | Dark | 102.00 | 23 | 21Eps CMa | 1.5020 | 26000. | 204 | 3583 | No |
| 63 | GOM_NL__2PRFIN20021106_092756_000000472011_00022_03583_9500.N1 | 06-NOV-2002 09:27:56 | Dark | 47.000 | 9 | Alp Eri | 0.45300 | 24000. | 94 | 3583 | No |
| 64 | GOM_NL__2PRFIN20021106_093125_000000482011_00022_03583_9501.N1 | 06-NOV-2002 09:31:25 | Straylight | 47.500 | 157 | The1Eri | 2.9060 | 9300.0 | 95 | 3583 | No |
| 65 | GOM_NL__2PRFIN20021106_093516_000002192011_00022_03583_9502.N1 | 06-NOV-2002 09:35:16 | Twilight_and_stray | 218.50 | 1 | 9Alp CMa | -1.4400 | 11000. | 437 | 3583 | No |
| 66 | GOM_NL__2PRFIN20021106_105208_000000532011_00022_03583_9496.N1 | 06-NOV-2002 10:52:08 | Dark | 52.500 | 12 | Alp1Cru | 0.77500 | 30000. | 105 | 3583 | Yes |

3. Quality information per product

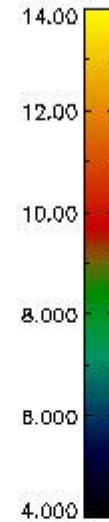
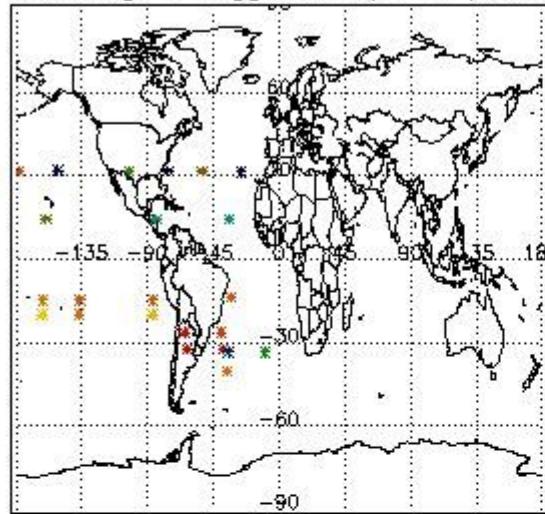
In this section it is plotted some information contained in the Quality Summary data set of the level 2 products. Only products in dark limb conditions and without errors (error flag in the MPH set to "0") are used.

3.1 Plot quality information per product (time dependant)

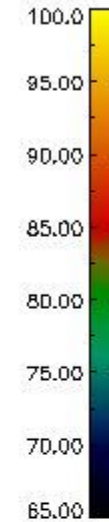
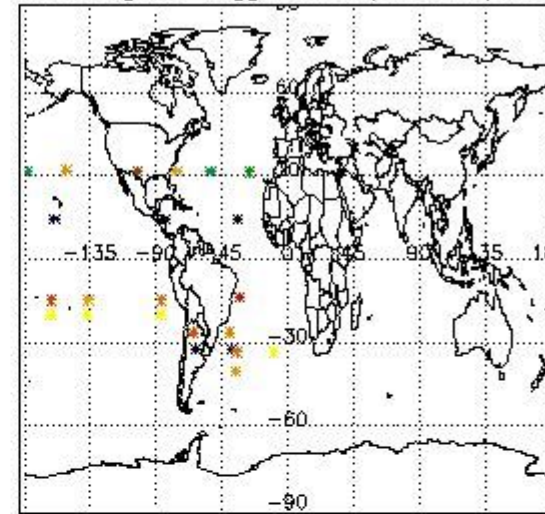


3.2 Plot quality information per product (world map)

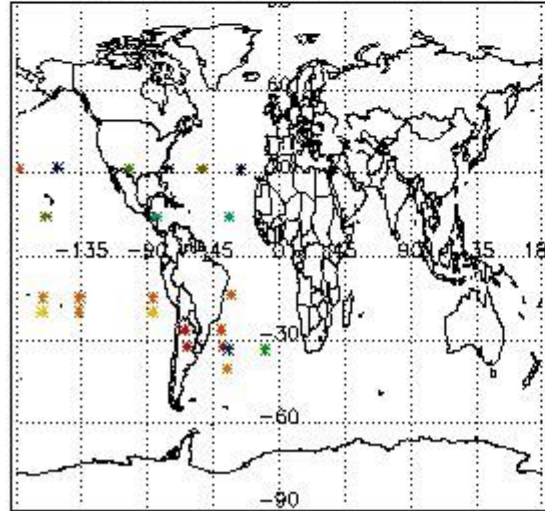
Percentage of flagged data per O3 profile



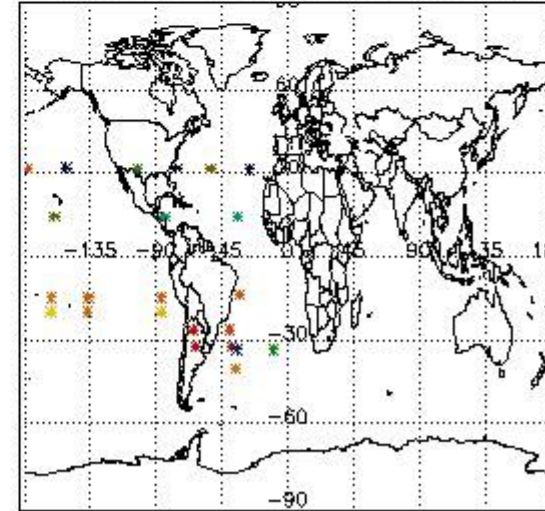
Percentage of flagged data per H2O profile



Percentage of flagged data per NO2 profile



Percentage of flagged data per NO3 profile

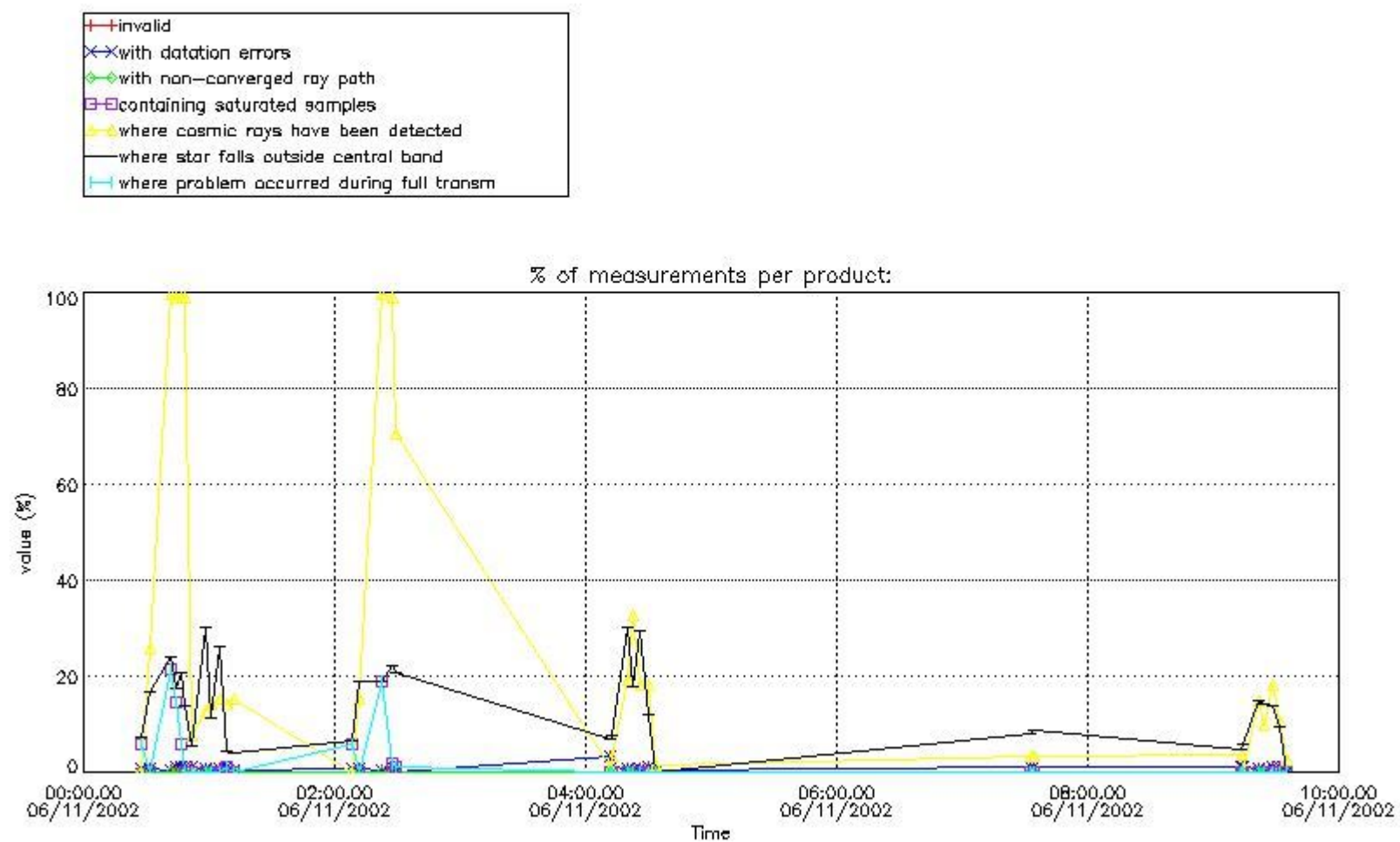


4. Level 1 quality information per product

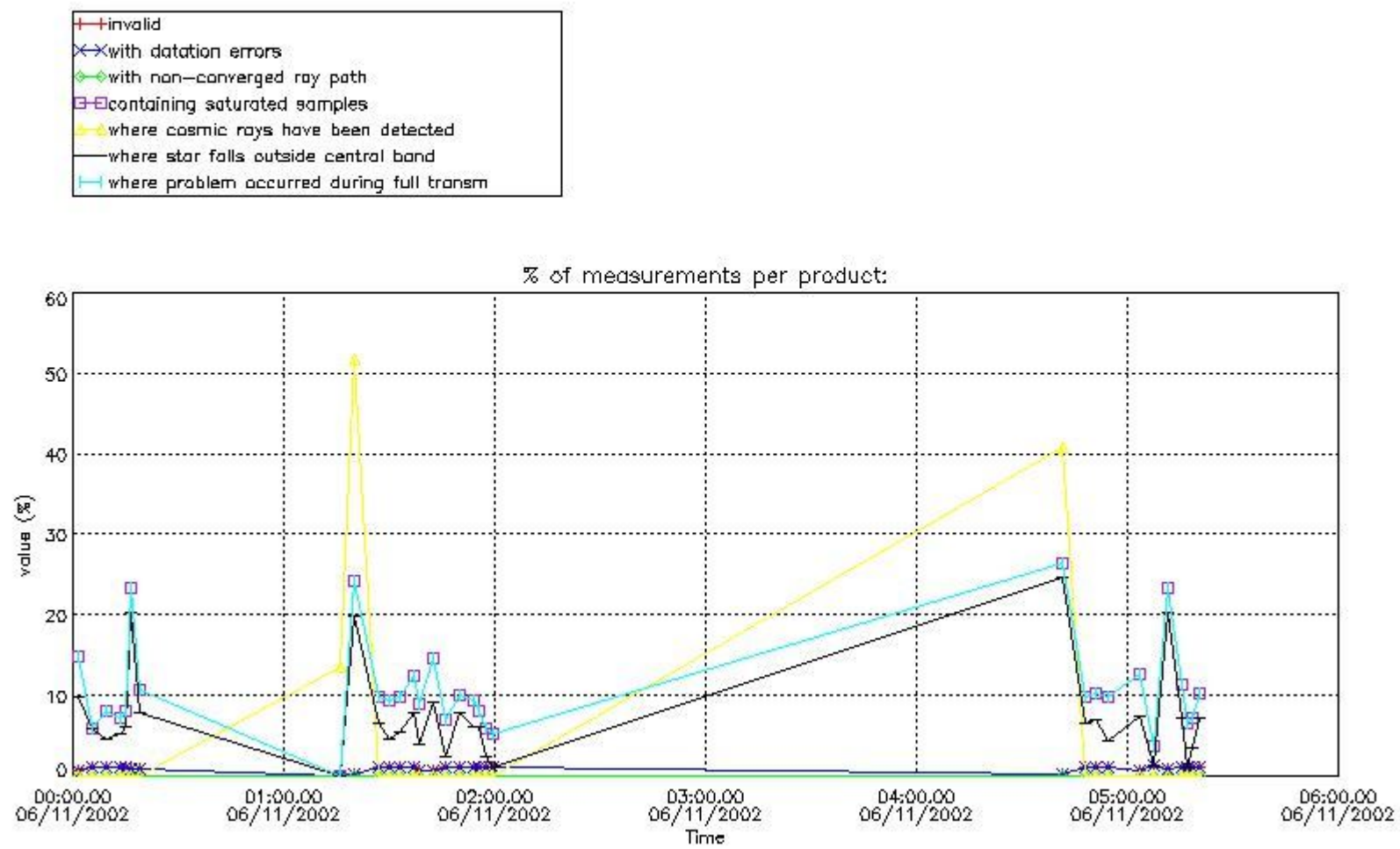
In this section it is plotted some information contained in the Quality Summary data set of the level 2 products that comes from the level 1b processing. Products without errors (error flag in the MPH set to "0") are used.

4.1 Plot quality information per product (time dependant) coming from level 1b processing

4.1.1 Plot level 1 quality information per product (time dependant): ENVISAT ASCENDING passes



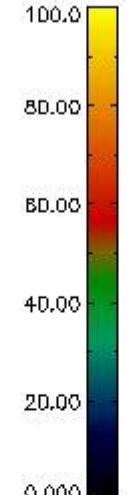
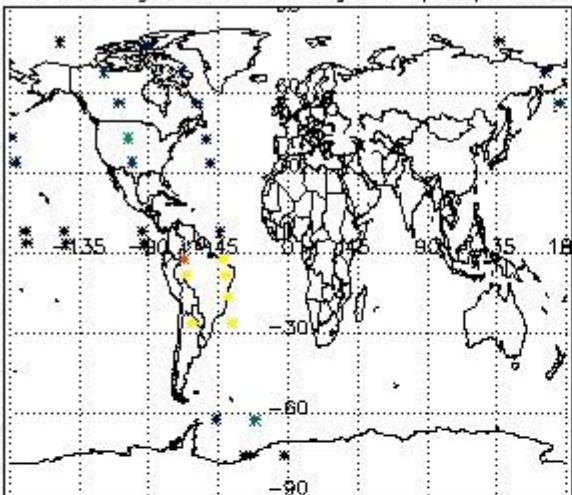
4.1.2 Plot level 1 quality information per product (time dependant): ENVI SAT DESCENDING passes



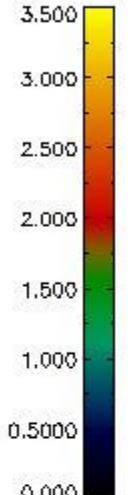
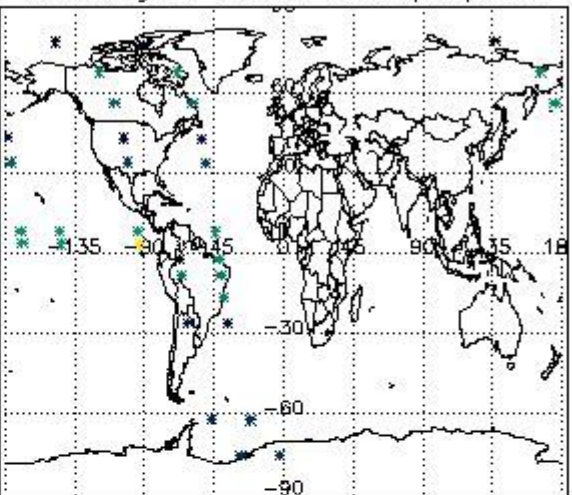
4.2 Plot quality information per product coming from level 1b processing (world map)

4.2.1 Plot level 1 quality information per product (world map): ENVISAT ASCENDING passes

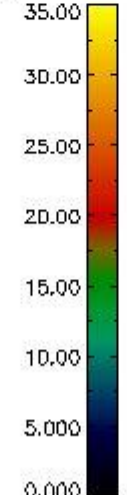
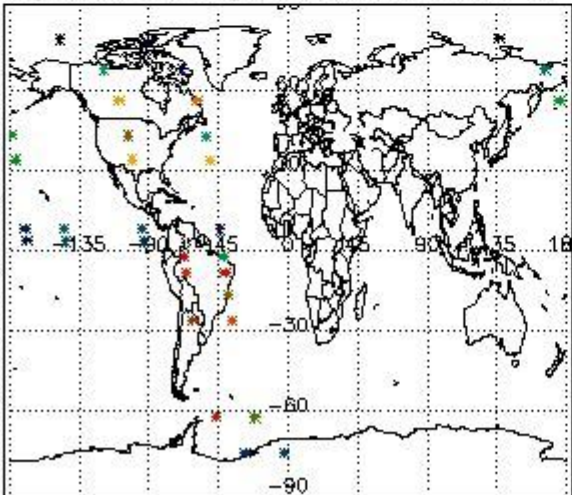
Percentage of cosmic ray hits per profile



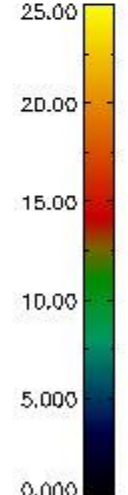
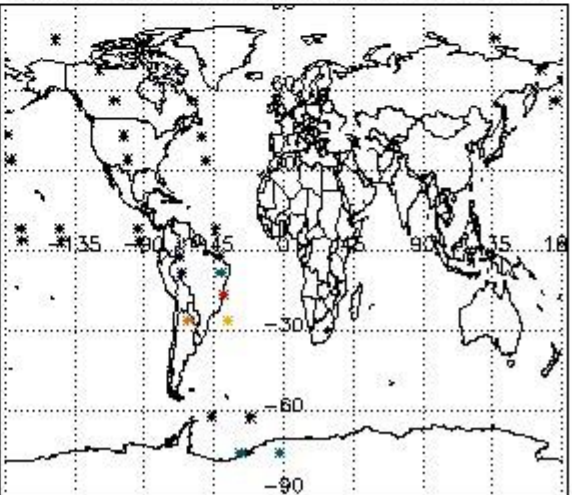
Percentage of datation errors per profile



Percentage of star falling outside central band per profile

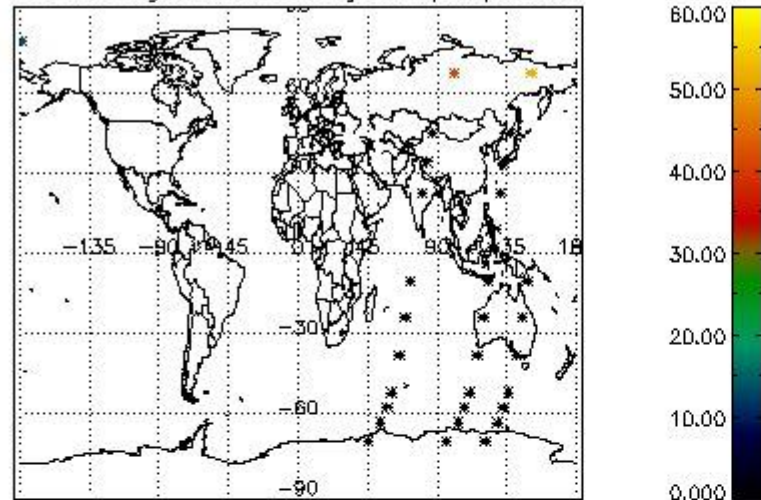


Percentage of saturation errors per profile

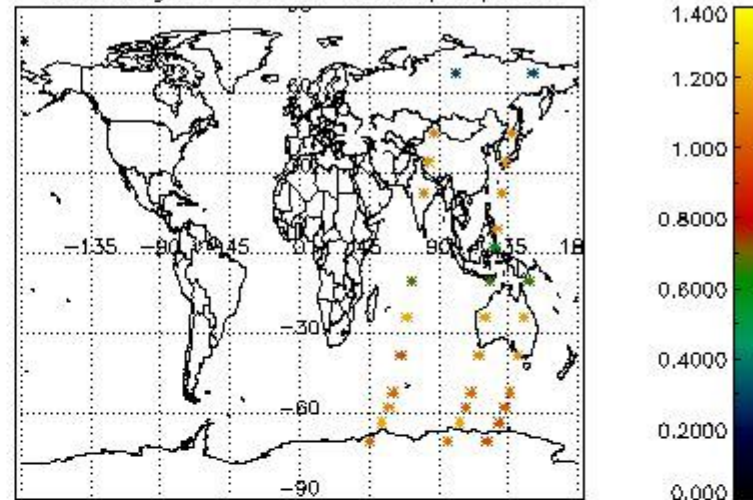


4.2.2 Plot level 1 quality information per product (world map): ENVISAT DESCENDING passes

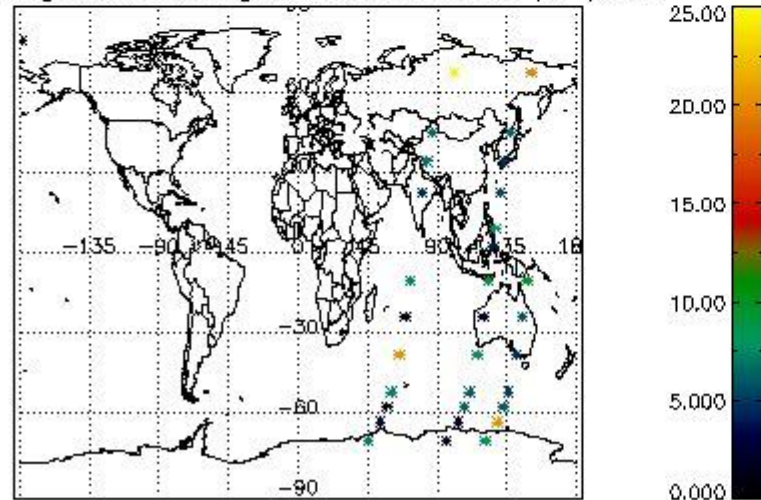
Percentage of cosmic ray hits per profile



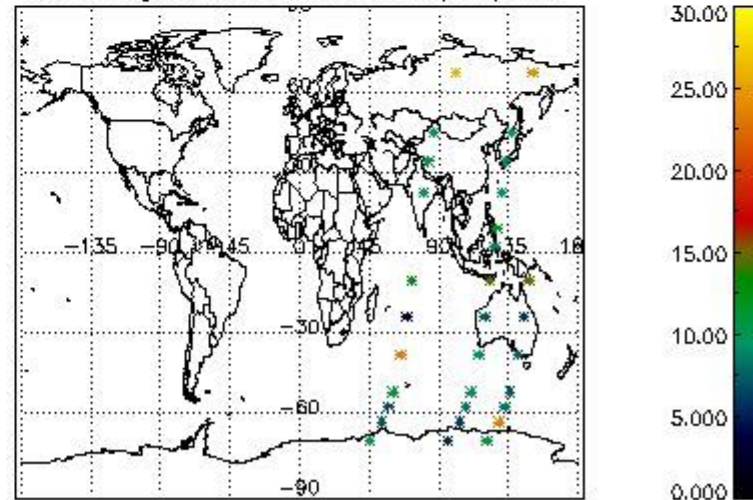
Percentage of datation errors per profile



Percentage of star falling outside central band per profile



Percentage of saturation errors per profile



5. Trace gas profiles

5.1 Ozone statistics based on quality of products

The final quality of the products can be "measured" using the STD (Standard Deviation) attached to every point profile. This information is written to the parameter GOM_NL__2P/NL_LOCAL_SPECIES_DENSITY/o3_std of the level 2 products. The table below shows the statistics for given STD ranges.

The statistics are given with respect to the overall valid production:

- Products without fatal errors: GOM_NL__2P/MPH/PRODUCT_ERR=0
- Valid point profile: GOM_NL__2P/NL_LOCAL_SPECIES_DENSITY/pcd(0)=0

The 'Criteria' is applied to valid points of dark limb products:

- Products in dark limb illumination condition: GOM_NL__2P/NL_SUMMARY_QUALITY/obs_ill_cond=0
- Products without fatal errors: GOM_NL__2P/MPH/PRODUCT_ERR=0
- Valid point profile: GOM_NL__2P/NL_LOCAL_SPECIES_DENSITY/pcd(0)=0

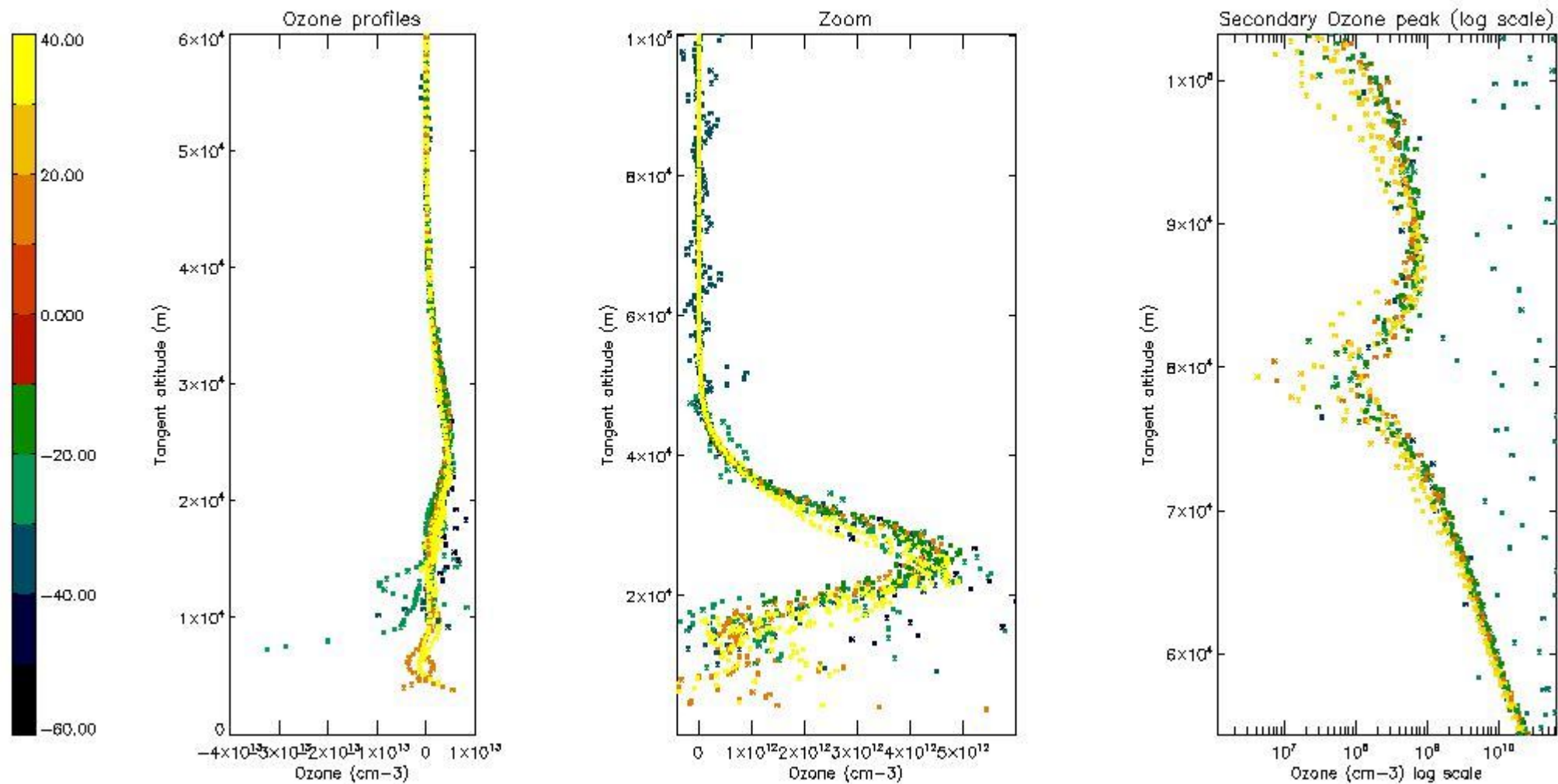
So, the table below shows the percentage of dark limb and valid observations for each criteria with respect to the overall valid daily observations.

| Criteria | % of total production |
|----------|-----------------------|
| All STD | 33 |
| STD < 20 | 17 |

| | |
|----------|----|
| STD < 10 | 14 |
| STD < 5 | 11 |

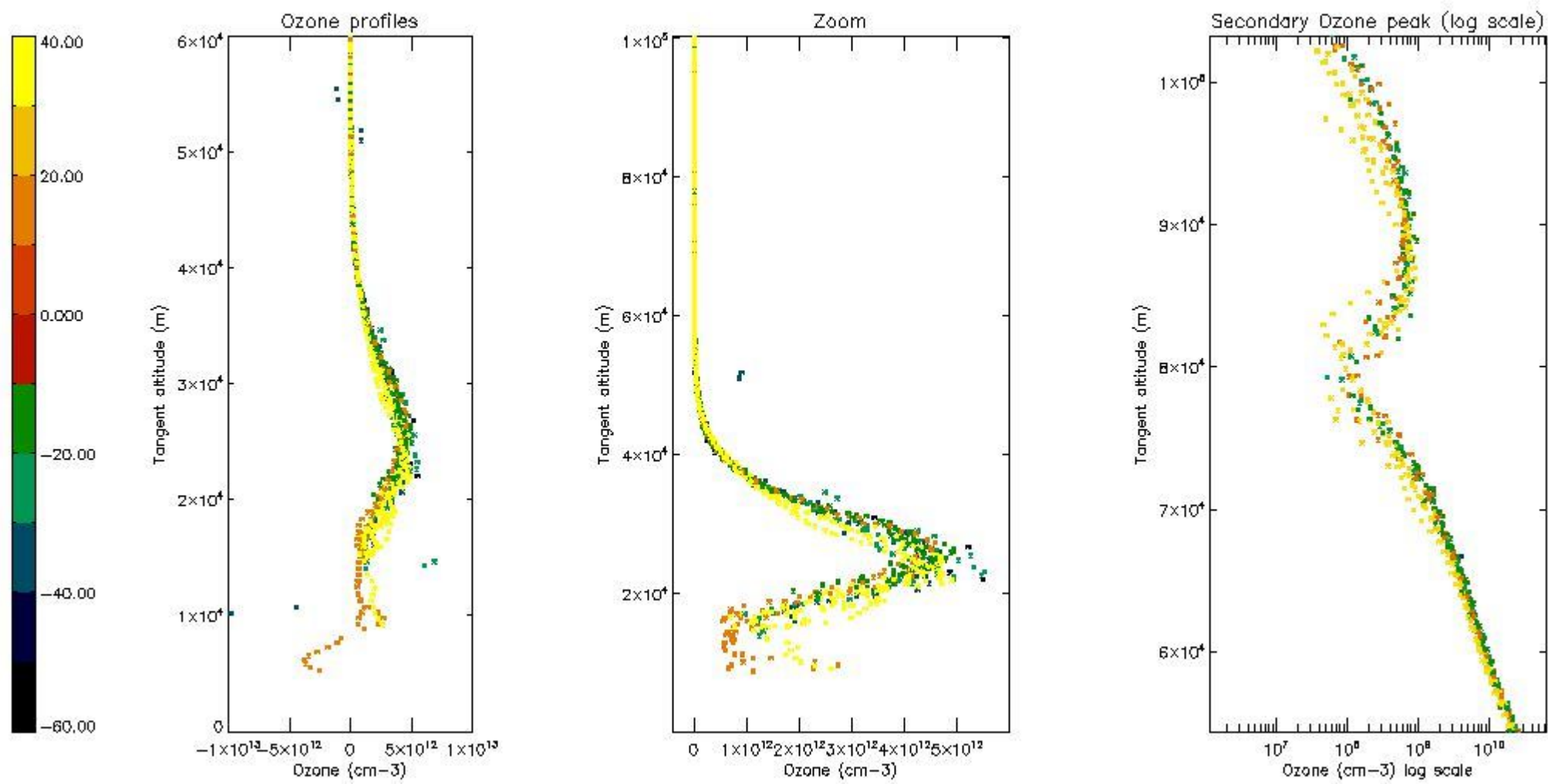
5.2 Plot ozone profiles for all STD (dark without errors)

The colorbar represents the latitude.



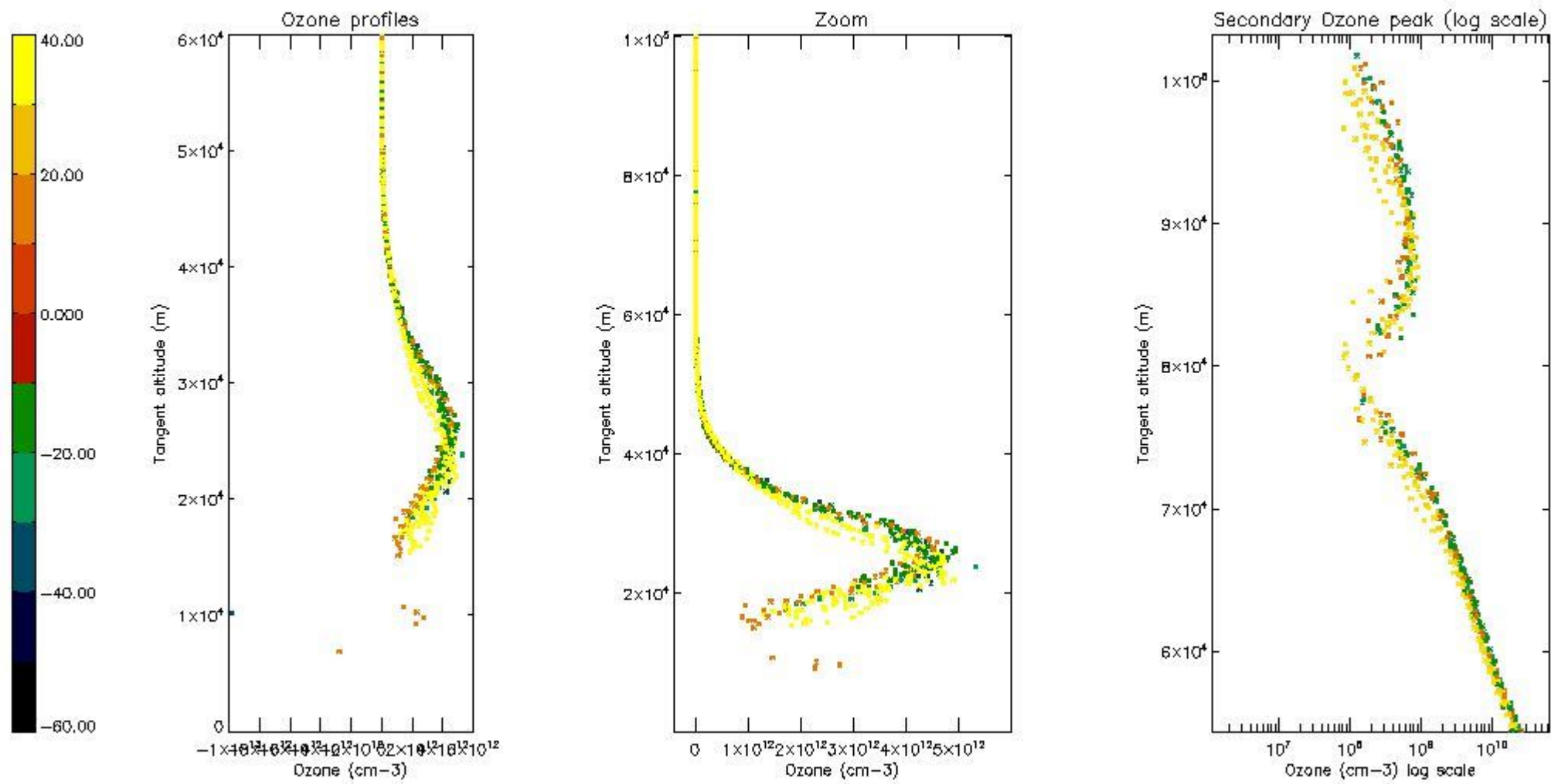
5.3 Plot ozone profiles where STD < 20% (dark without errors)

The colorbar represents the latitude.



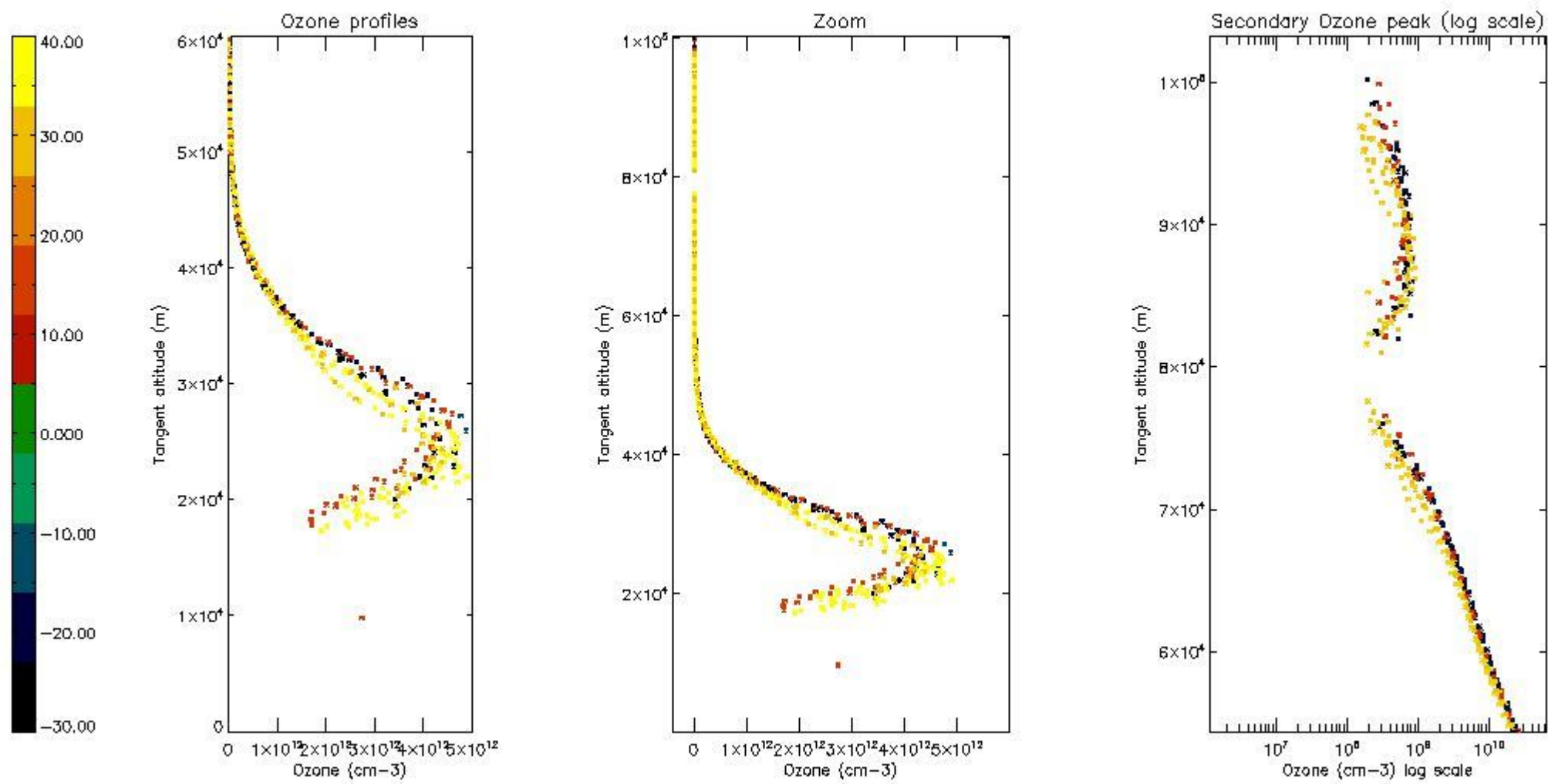
5.4 Plot ozone profiles where STD < 10% (dark without errors)

The colorbar represents the latitude.



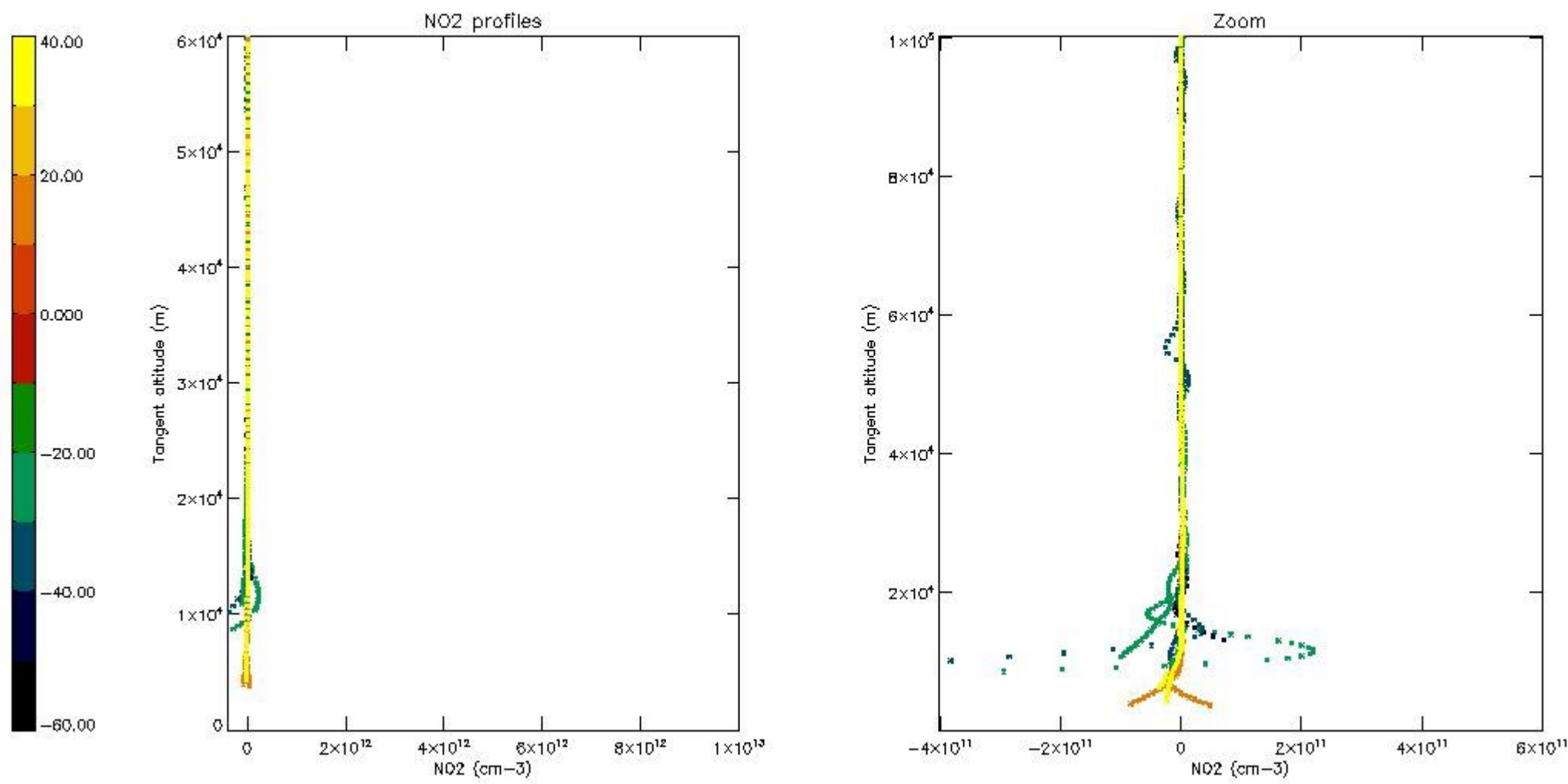
5.5 Plot ozone profiles where STD < 5% (dark without errors)

The colorbar represents the latitude.



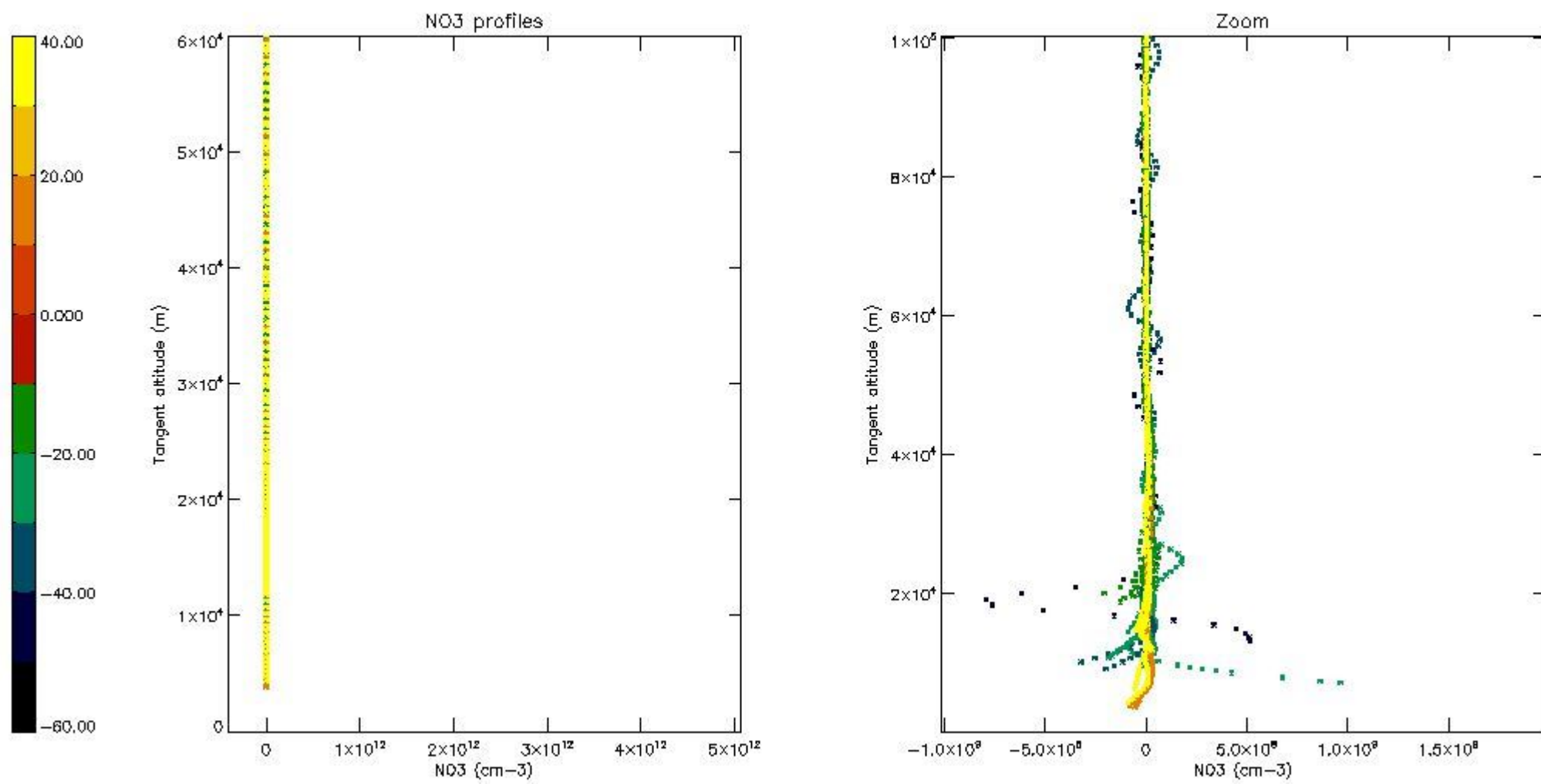
5.6 Plot NO₂ profiles for all STD (dark without errors)

The colorbar represents the latitude.



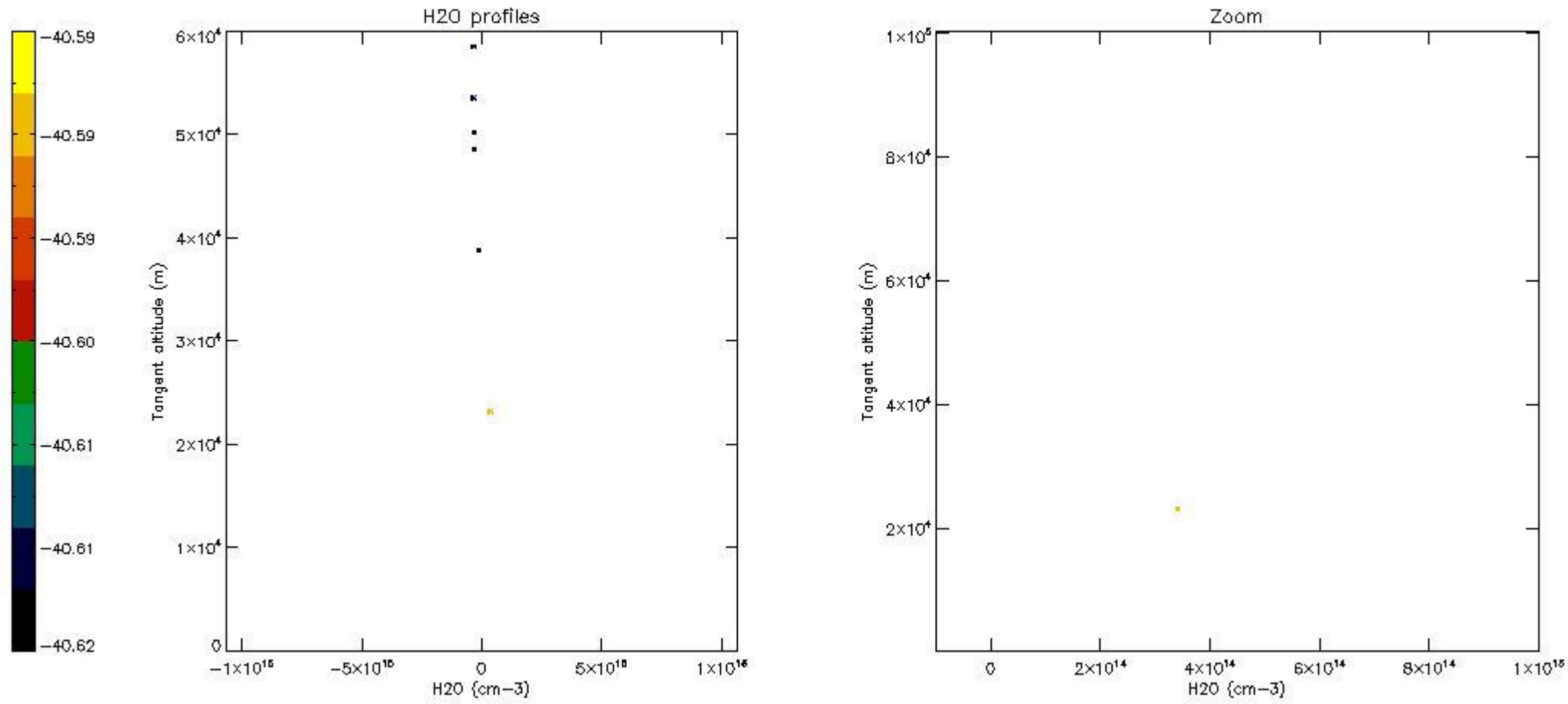
5.7 Plot NO3 profiles for all STD (dark without errors)

The colorbar represents the latitude.



5.8 Plot H2O profiles for all STD (only for occultations of stars 1,2,3,4,13,14,16,26,63 dark without errors)

The colorbar represents the latitude.



6. Auxiliary Data Files used for the production reported in section 2

The number reported in the third column indicates since which file (see list in section 2) the corresponding auxiliary file has been used. The fourth column is the date of those product files.

| Type | Auxiliary Filename | Used since product | Used since product date |
|---------------------------|---|--------------------|-------------------------|
| INST_PHYS_CHARACTERISTICS | GOM_INS_AXNIEC20050627_150440_20020301_000000_20100101_000000 | 1 | 06-NOV-2002 00:01:44 |
| LEVEL-2_PROC_CONFIG | GOM_PR2_AXVIEC20091111_152718_20020301_000000_20500101_000000 | 1 | 06-NOV-2002 00:01:44 |
| CROSS_SECTIONS_FILE | GOM_CRS_AXVIEC20091111_154832_20020301_000000_20500101_000000 | 1 | 06-NOV-2002 00:01:44 |

GOMOS Level 2 Daily Report

SUMMARY

[1. General Info](#)

[2. Summary of processed GOM_NL_2P products](#)

[3. Level 2 Quality information per product](#)

[3.1 Plot of level 2 quality information per product \(time dependant\)](#)

[3.2 Plot of level 2 quality information per product \(world map\)](#)

[4. Level 1 Quality information per product \(stored on level 2 products\)](#)

[4.1 Plot of level 1 quality information per product \(time dependant\)](#)

[4.1.1 Plot of level 1 quality information per product \(time dependant\): ASCENDING](#)

[4.1.2 Plot of level 1 quality information per product \(time dependant\): DESCENDING](#)

[4.2 Plot of level 1 quality information per product \(world map\)](#)

[4.2.1 Plot of level 1 quality information per product \(world map\): ASCENDING](#)

[4.2.2 Plot of level 1 quality information per product \(world map\): DESCENDING](#)

[5. Ozone profiles based on quality statistics and other trace gas profiles](#)

[5.1 Ozone statistics based on quality of products](#)

[5.2 Plot ozone profiles for all STD \(dark without errors\)](#)

[5.3 Plot ozone profiles where STD < 20% \(dark without errors\)](#)

[5.4. Plot ozone profiles where STD < 10% \(dark without errors\)](#)

[5.5. Plot ozone profiles where STD < 5% \(dark without errors\)](#)

[5.6 Plot NO2 profiles for all STD \(dark without errors\)](#)

[5.7 Plot NO3 profiles for all STD \(dark without errors\)](#)

[5.8 Plot H2O profiles \(only for occultations of stars 1,2,3,4,13,14,16,26,63 dark without errors\) for all STD](#)

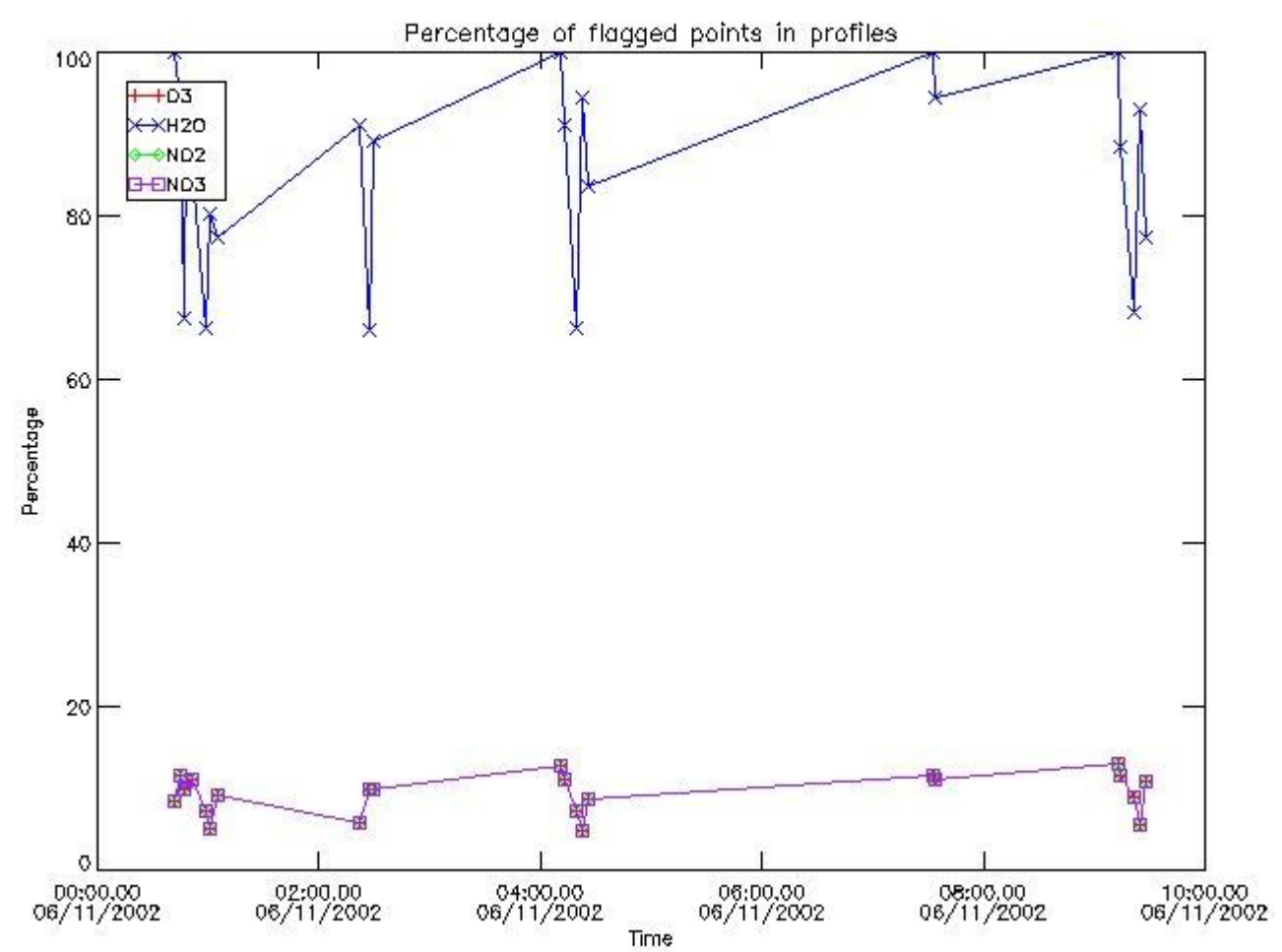
[6. Auxiliary Data Files used for the production reported in section 2](#)

| | | | | | | | | | | | |
|----|--|----------------------|--------------------|--------|-----|-----------|----------|--------|-----|------|-----|
| 43 | GOM_NL__2PRFIN20021106_042608_000000582011_00019_03580_9396.N1 | 06-NOV-2002 04:26:08 | Dark | 58.000 | 9 | Alp Eri | 0.45300 | 24000. | 116 | 3580 | No |
| 44 | GOM_NL__2PRFIN20021106_042936_000000502011_00019_03580_9397.N1 | 06-NOV-2002 04:29:36 | Straylight | 49.500 | 157 | The1Eri | 2.9060 | 9300.0 | 99 | 3580 | No |
| 45 | GOM_NL__2PRFIN20021106_043324_000002192011_00019_03580_9398.N1 | 06-NOV-2002 04:33:24 | Twilight_and_stray | 219.00 | 1 | 9Alp CMa | -1.4400 | 11000. | 438 | 3580 | No |
| 46 | GOM_NL__2PRFIN20021106_044122_000001692011_00019_03580_9399.N1 | 06-NOV-2002 04:41:22 | Bright | 169.00 | 7 | 19Bet Ori | 0.10000 | 14000. | 338 | 3580 | No |
| 47 | GOM_NL__2PRFIN20021106_044757_000000462011_00019_03580_9400.N1 | 06-NOV-2002 04:47:57 | Bright | 45.500 | 105 | 6Bet Ari | 2.6450 | 8900.0 | 91 | 3580 | No |
| 48 | GOM_NL__2PRFIN20021106_045058_000000442011_00019_03580_9401.N1 | 06-NOV-2002 04:50:58 | Bright | 43.500 | 58 | 21Alp And | 2.0730 | 11000. | 87 | 3580 | No |
| 49 | GOM_NL__2PRFIN20021106_045416_000000462011_00019_03580_9402.N1 | 06-NOV-2002 04:54:16 | Bright | 45.500 | 73 | 57Gam1And | 2.2600 | 13100. | 91 | 3580 | No |
| 50 | GOM_NL__2PRFIN20021106_050328_000000752011_00019_03580_9403.N1 | 06-NOV-2002 05:03:28 | Bright | 74.500 | 6 | 13Alp Aur | 0.080000 | 3400.0 | 149 | 3580 | No |
| 51 | GOM_NL__2PRFIN20021106_050716_000000422011_00019_03580_9404.N1 | 06-NOV-2002 05:07:16 | Bright | 41.500 | 49 | 1Alp UMi | 1.9900 | 6300.0 | 83 | 3580 | No |
| 52 | GOM_NL__2PRFIN20021106_051118_000000522011_00019_03580_9405.N1 | 06-NOV-2002 05:11:18 | Bright | 51.500 | 60 | 7Bet UMi | 2.0810 | 3950.0 | 103 | 3580 | No |
| 53 | GOM_NL__2PRFIN20021106_051516_000000492011_00019_03580_9406.N1 | 06-NOV-2002 05:15:16 | Bright | 48.500 | 36 | 50Alp UMa | 1.8000 | 6300.0 | 97 | 3580 | No |
| 54 | GOM_NL__2PRFIN20021106_051654_000000462011_00019_03580_9407.N1 | 06-NOV-2002 05:16:54 | Bright | 45.500 | 82 | 48Bet UMa | 2.3650 | 10600. | 91 | 3580 | No |
| 55 | GOM_NL__2PRFIN20021106_051832_000000422011_00019_03580_9408.N1 | 06-NOV-2002 05:18:32 | Bright | 42.000 | 39 | 85Eta UMa | 1.8540 | 24000. | 84 | 3580 | No |
| 56 | GOM_NL__2PRFIN20021106_052041_000000492011_00019_03580_9409.N1 | 06-NOV-2002 05:20:41 | Bright | 49.000 | 174 | 52Psi UMa | 3.0040 | 4400.0 | 98 | 3580 | No |
| 57 | GOM_NL__2PRFIN20021106_073231_000000452011_00021_03582_9476.N1 | 06-NOV-2002 07:32:31 | Dark | 44.500 | 124 | The Car | 2.7640 | 30000. | 89 | 3582 | No |
| 58 | GOM_NL__2PRFIN20021106_073350_000000462011_00021_03582_9477.N1 | 06-NOV-2002 07:33:50 | Dark | 45.500 | 159 | Ups Car | 2.9200 | 7200.0 | 91 | 3582 | No |
| 59 | GOM_NL__2PRFIN20021106_091307_000000432011_00022_03583_9496.N1 | 06-NOV-2002 09:13:07 | Dark | 43.000 | 124 | The Car | 2.7640 | 30000. | 86 | 3583 | No |
| 60 | GOM_NL__2PRFIN20021106_091426_000000442011_00022_03583_9497.N1 | 06-NOV-2002 09:14:26 | Dark | 44.000 | 159 | Ups Car | 2.9200 | 7200.0 | 88 | 3583 | No |
| 61 | GOM_NL__2PRFIN20021106_092140_000000572011_00022_03583_9498.N1 | 06-NOV-2002 09:21:40 | Dark | 57.000 | 2 | Alp Car | -0.73600 | 7000.0 | 114 | 3583 | No |
| 62 | GOM_NL__2PRFIN20021106_092416_000001022011_00022_03583_9499.N1 | 06-NOV-2002 09:24:16 | Dark | 102.00 | 23 | 21Eps CMa | 1.5020 | 26000. | 204 | 3583 | No |
| 63 | GOM_NL__2PRFIN20021106_092756_000000472011_00022_03583_9500.N1 | 06-NOV-2002 09:27:56 | Dark | 47.000 | 9 | Alp Eri | 0.45300 | 24000. | 94 | 3583 | No |
| 64 | GOM_NL__2PRFIN20021106_093125_000000482011_00022_03583_9501.N1 | 06-NOV-2002 09:31:25 | Straylight | 47.500 | 157 | The1Eri | 2.9060 | 9300.0 | 95 | 3583 | No |
| 65 | GOM_NL__2PRFIN20021106_093516_000002192011_00022_03583_9502.N1 | 06-NOV-2002 09:35:16 | Twilight_and_stray | 218.50 | 1 | 9Alp CMa | -1.4400 | 11000. | 437 | 3583 | No |
| 66 | GOM_NL__2PRFIN20021106_105208_000000532011_00022_03583_9496.N1 | 06-NOV-2002 10:52:08 | Dark | 52.500 | 12 | Alp1Cru | 0.77500 | 30000. | 105 | 3583 | Yes |

3. Quality information per product

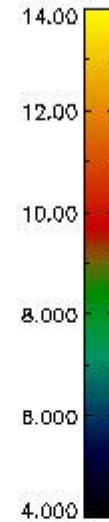
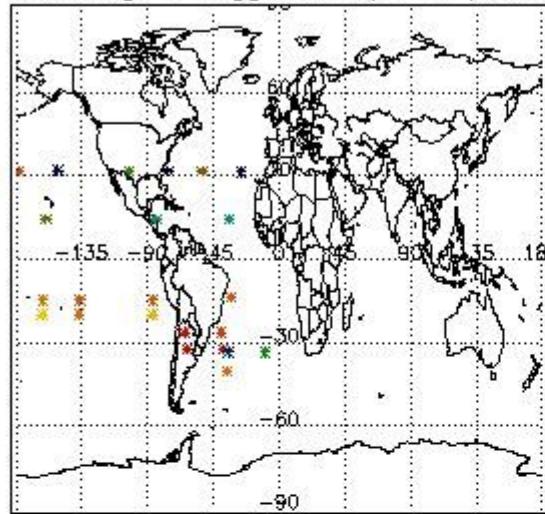
In this section it is plotted some information contained in the Quality Summary data set of the level 2 products. Only products in dark limb conditions and without errors (error flag in the MPH set to "0") are used.

3.1 Plot quality information per product (time dependant)

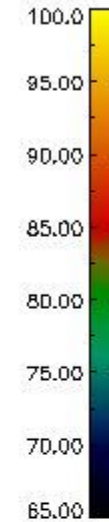
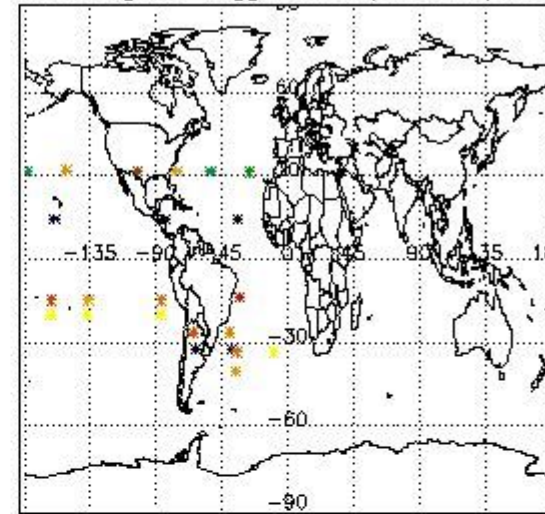


3.2 Plot quality information per product (world map)


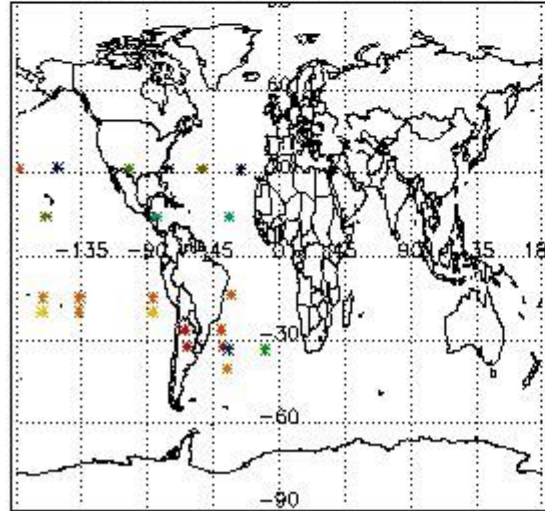
Percentage of flagged data per O3 profile



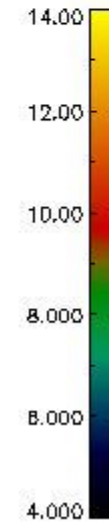
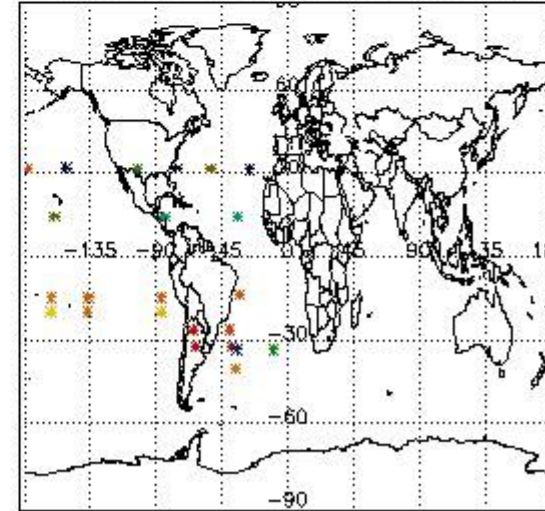
Percentage of flagged data per H2O profile



Percentage of flagged data per NO2 profile



Percentage of flagged data per NO3 profile

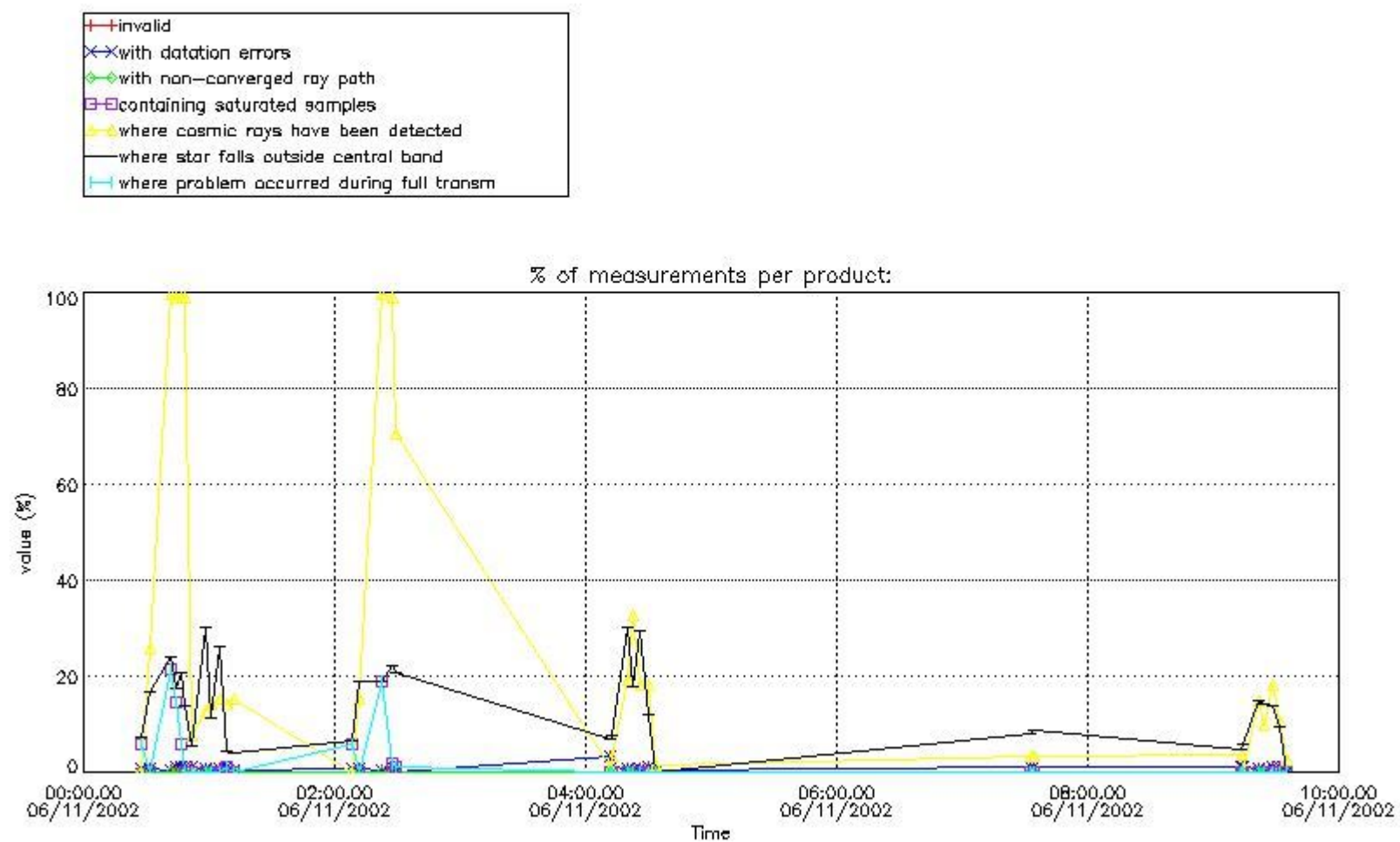


4. Level 1 quality information per product

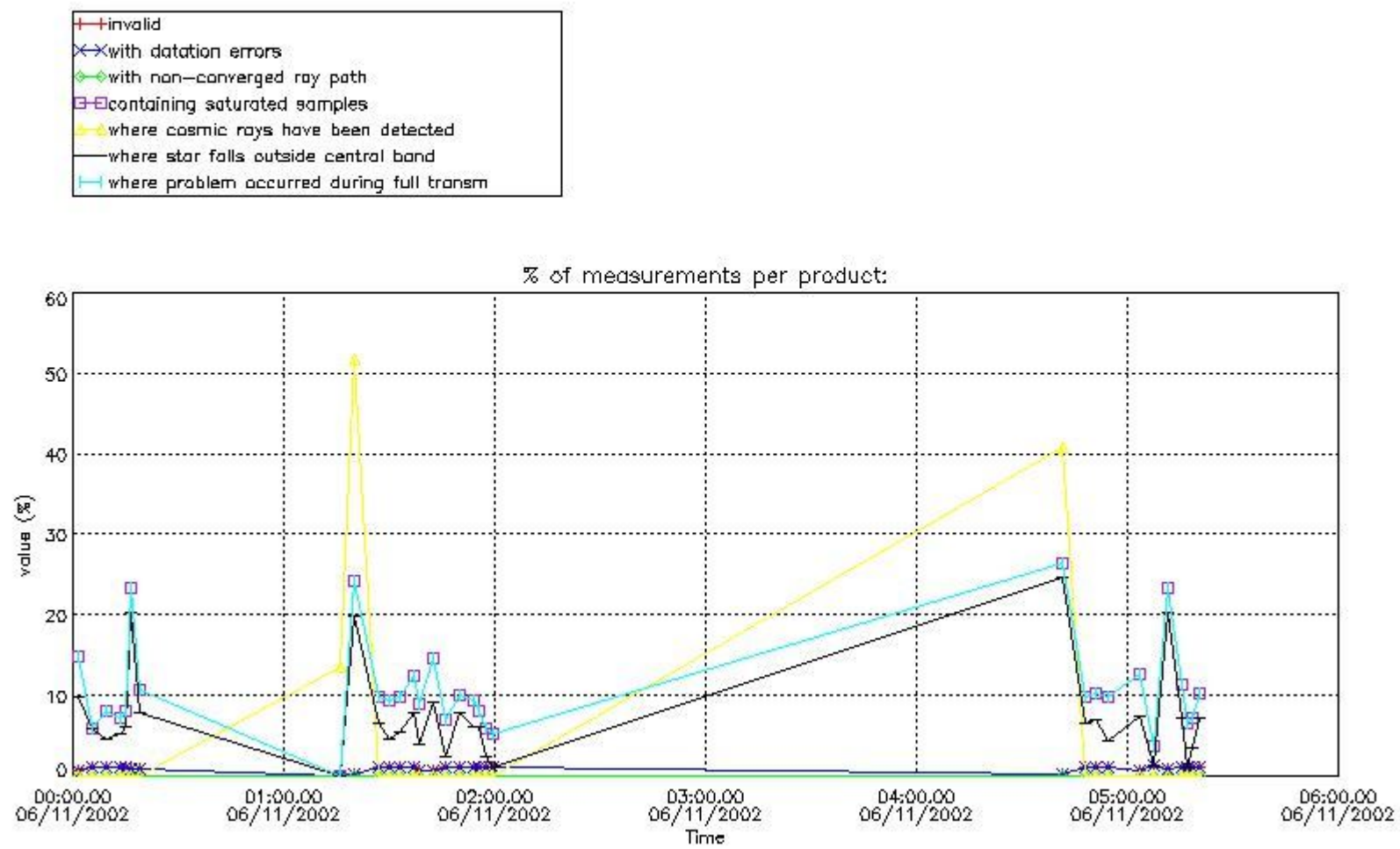
In this section it is plotted some information contained in the Quality Summary data set of the level 2 products that comes from the level 1b processing. Products without errors (error flag in the MPH set to "0") are used.

4.1 Plot quality information per product (time dependant) coming from level 1b processing

4.1.1 Plot level 1 quality information per product (time dependant): ENVISAT ASCENDING passes



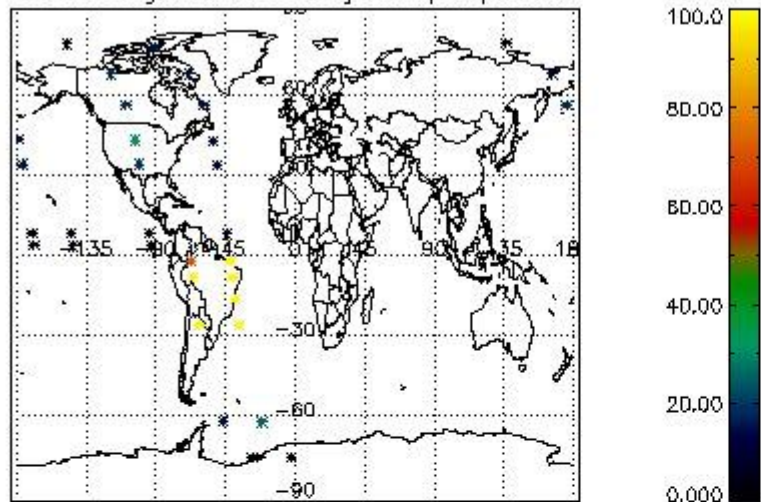
4.1.2 Plot level 1 quality information per product (time dependant): ENVI SAT DESCENDING passes



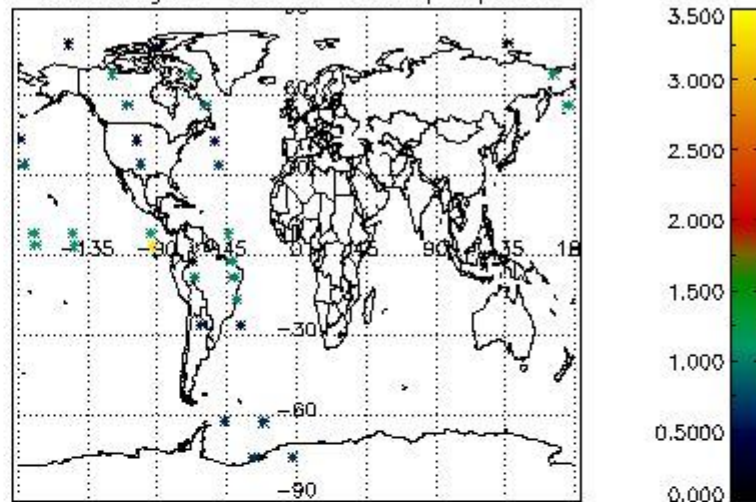
4.2 Plot quality information per product coming from level 1b processing (world map)

4.2.1 Plot level 1 quality information per product (world map): ENVISAT ASCENDING passes

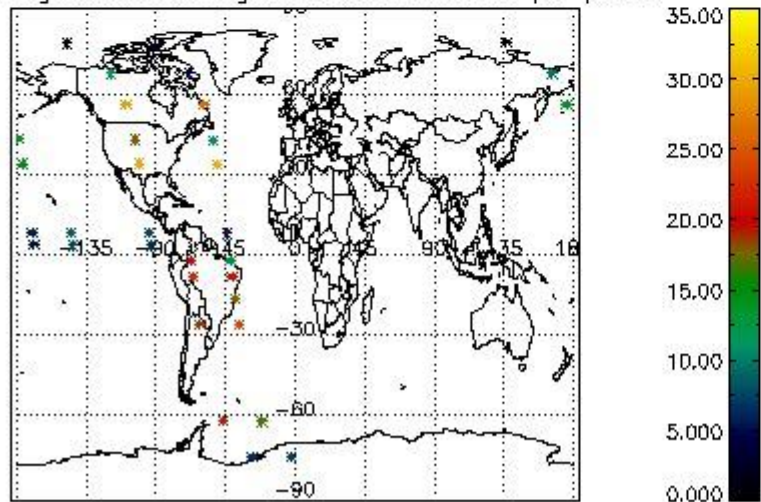
Percentage of cosmic ray hits per profile



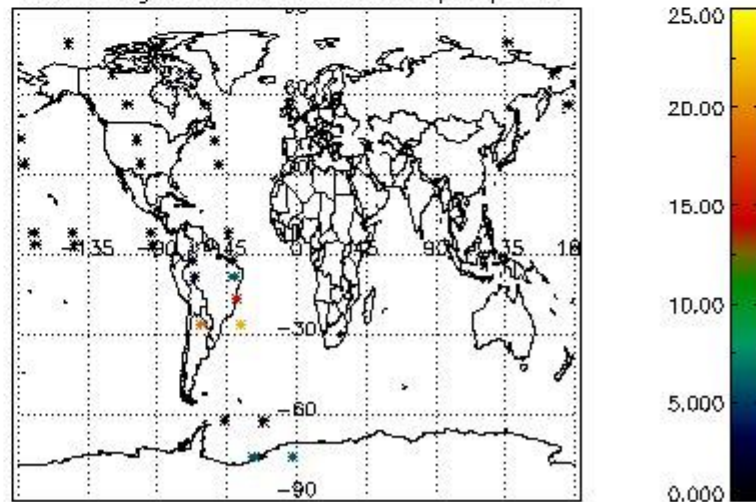
Percentage of datation errors per profile



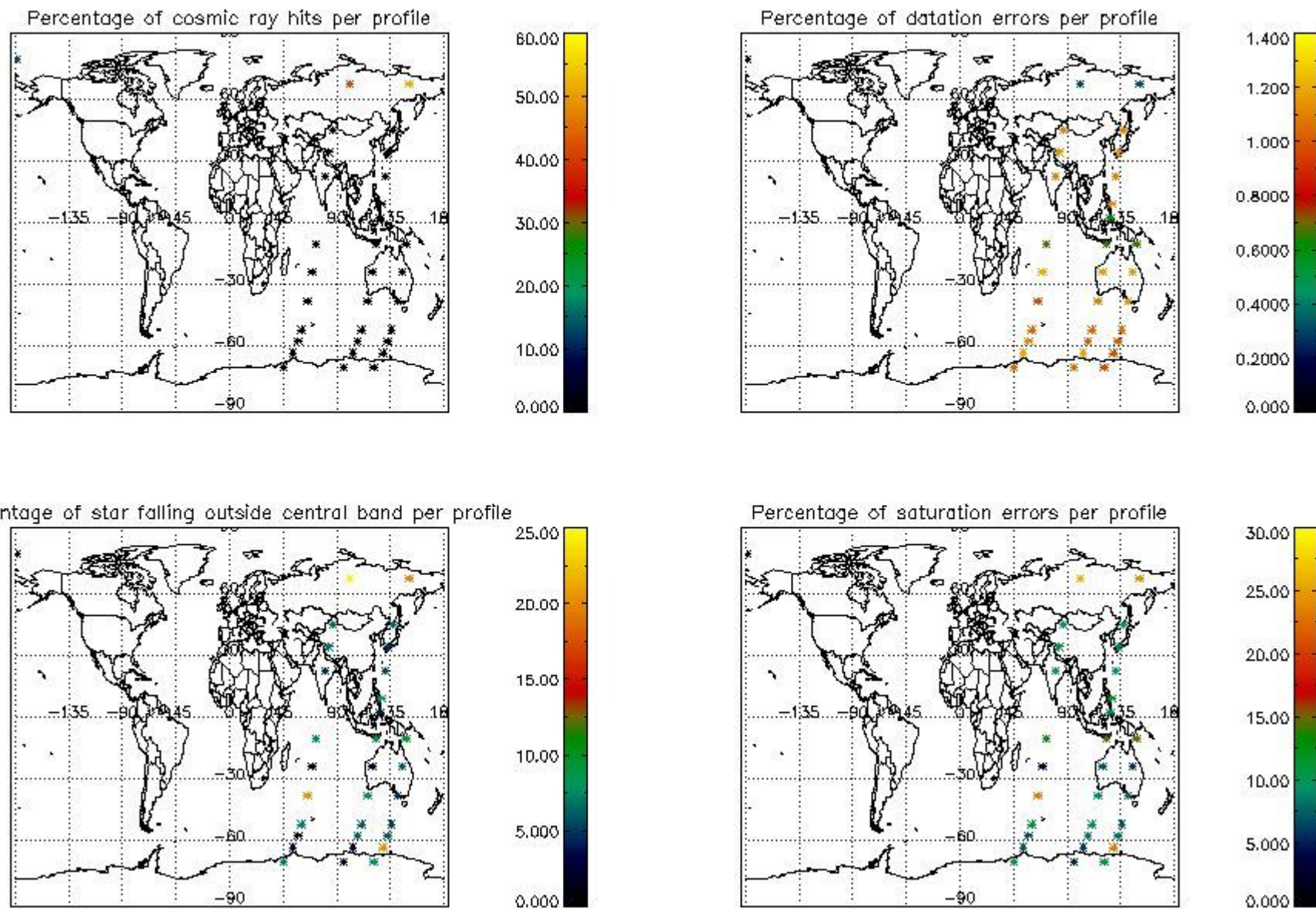
Percentage of star falling outside central band per profile



Percentage of saturation errors per profile



4.2.2 Plot level 1 quality information per product (world map): ENVISAT DESCENDING passes



5. Trace gas profiles

5.1 Ozone statistics based on quality of products

The final quality of the products can be "measured" using the STD (Standard Deviation) attached to every point profile. This information is written to the parameter GOM_NL__2P/NL_LOCAL_SPECIES_DENSITY/o3_std of the level 2 products. The table below shows the statistics for given STD ranges.

The statistics are given with respect to the overall valid production:

- Products without fatal errors: GOM_NL__2P/MPH/PRODUCT_ERR=0
- Valid point profile: GOM_NL__2P/NL_LOCAL_SPECIES_DENSITY/pcd(0)=0

The 'Criteria' is applied to valid points of dark limb products:

- Products in dark limb illumination condition: GOM_NL__2P/NL_SUMMARY_QUALITY/obs_ill_cond=0
- Products without fatal errors: GOM_NL__2P/MPH/PRODUCT_ERR=0
- Valid point profile: GOM_NL__2P/NL_LOCAL_SPECIES_DENSITY/pcd(0)=0

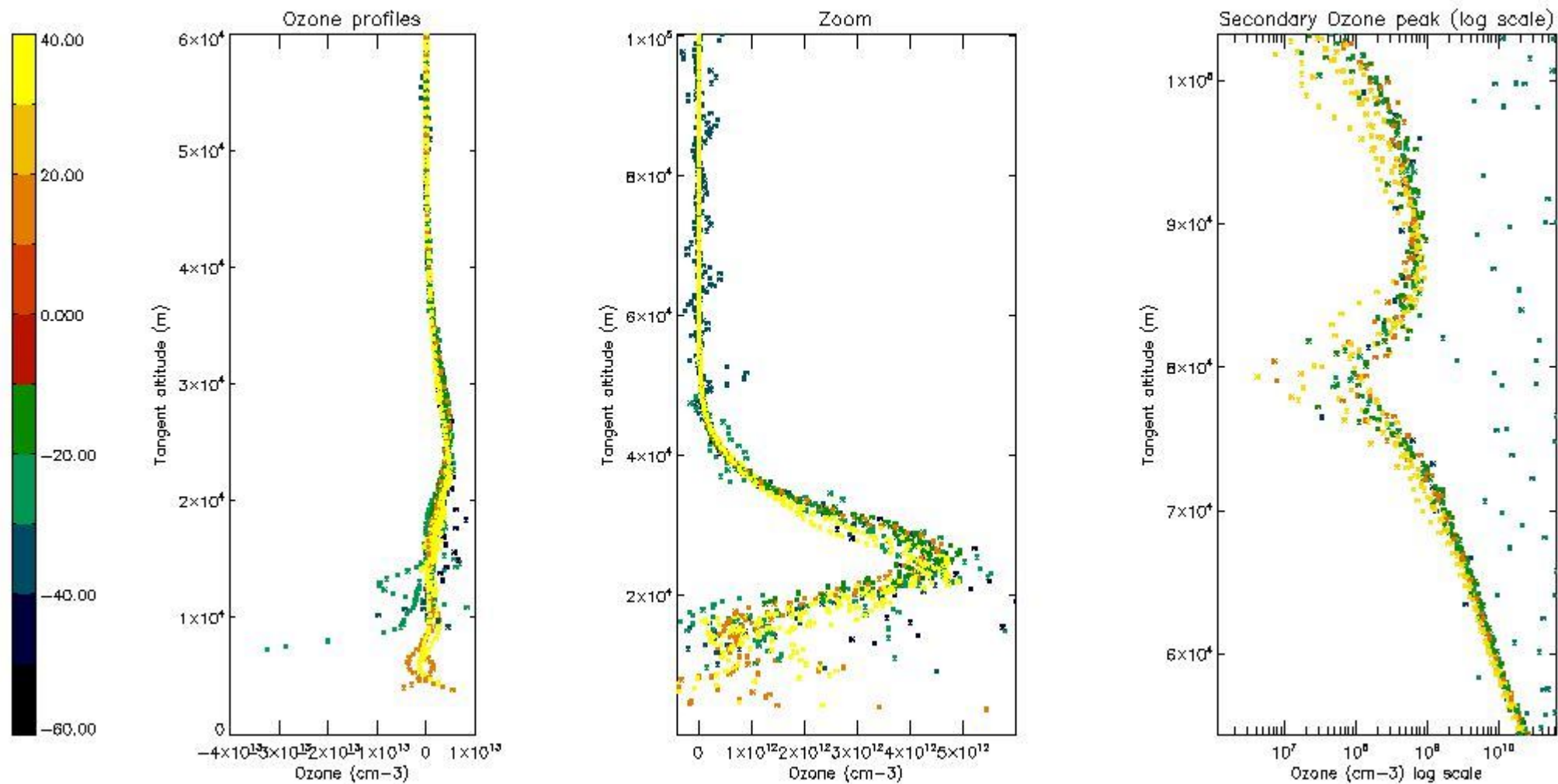
So, the table below shows the percentage of dark limb and valid observations for each criteria with respect to the overall valid daily observations.

| Criteria | % of total production |
|----------|-----------------------|
| All STD | 33 |
| STD < 20 | 17 |

| | |
|----------|----|
| STD < 10 | 14 |
| STD < 5 | 11 |

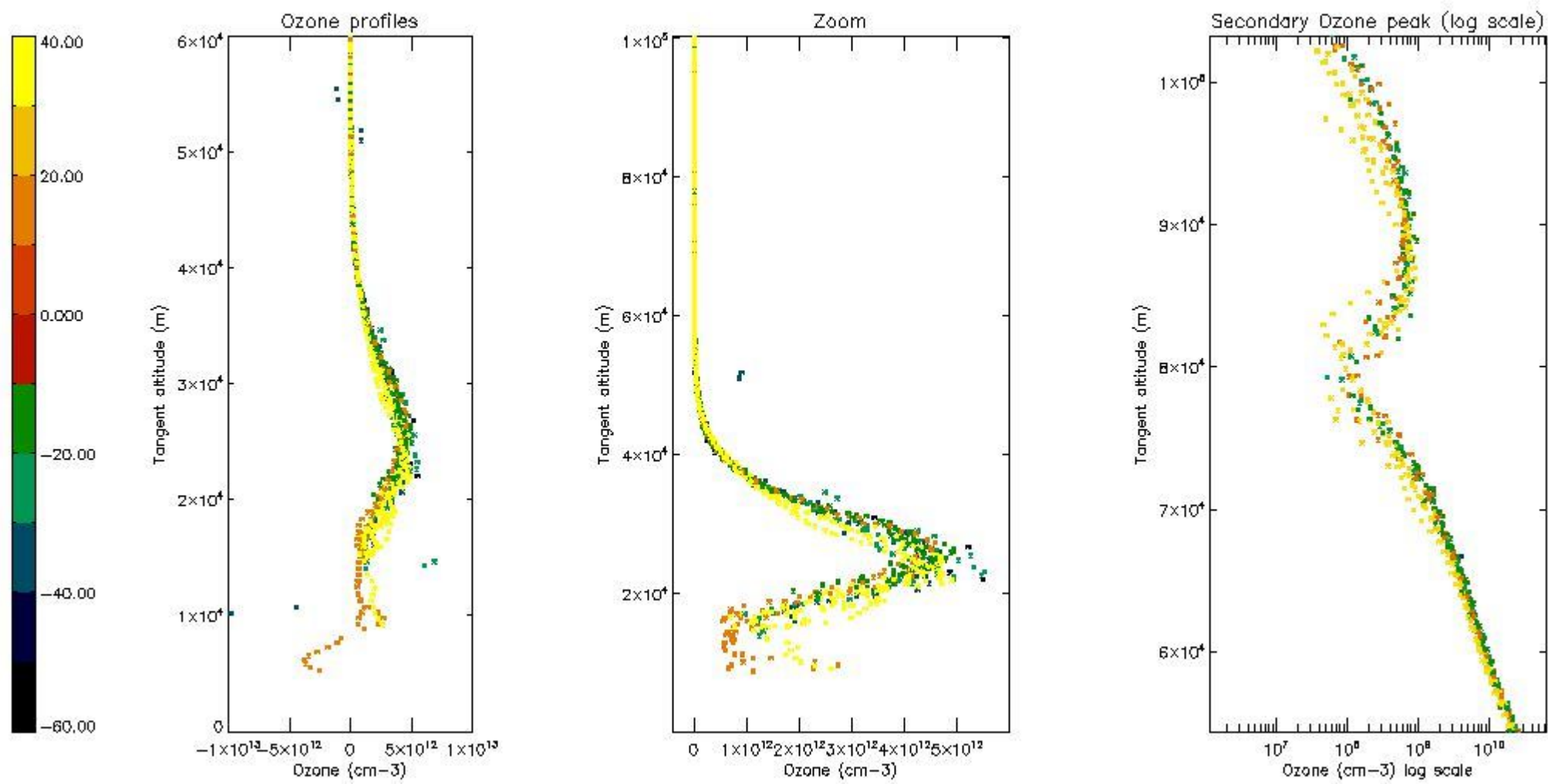
5.2 Plot ozone profiles for all STD (dark without errors)

The colorbar represents the latitude.



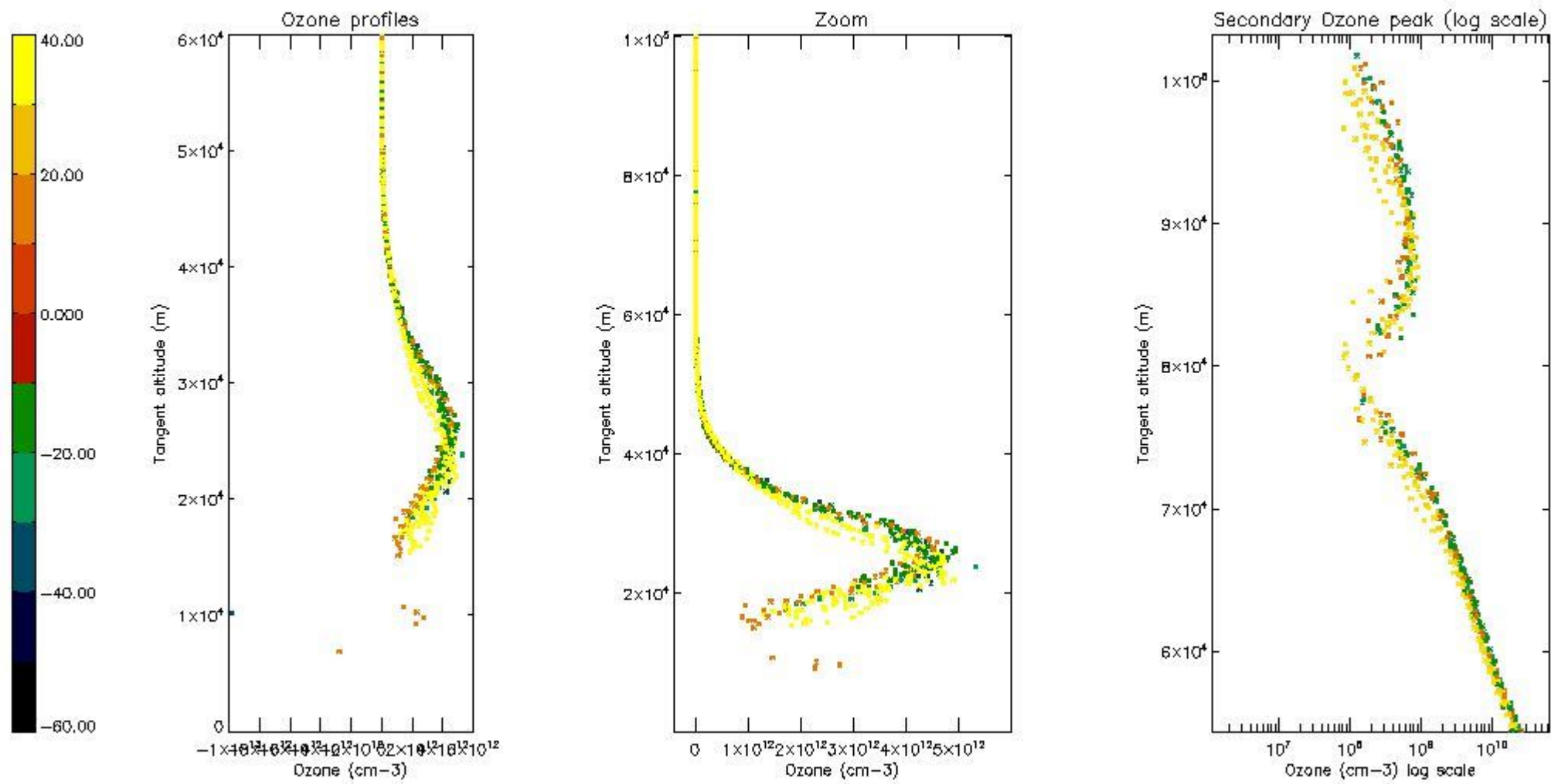
5.3 Plot ozone profiles where STD < 20% (dark without errors)

The colorbar represents the latitude.



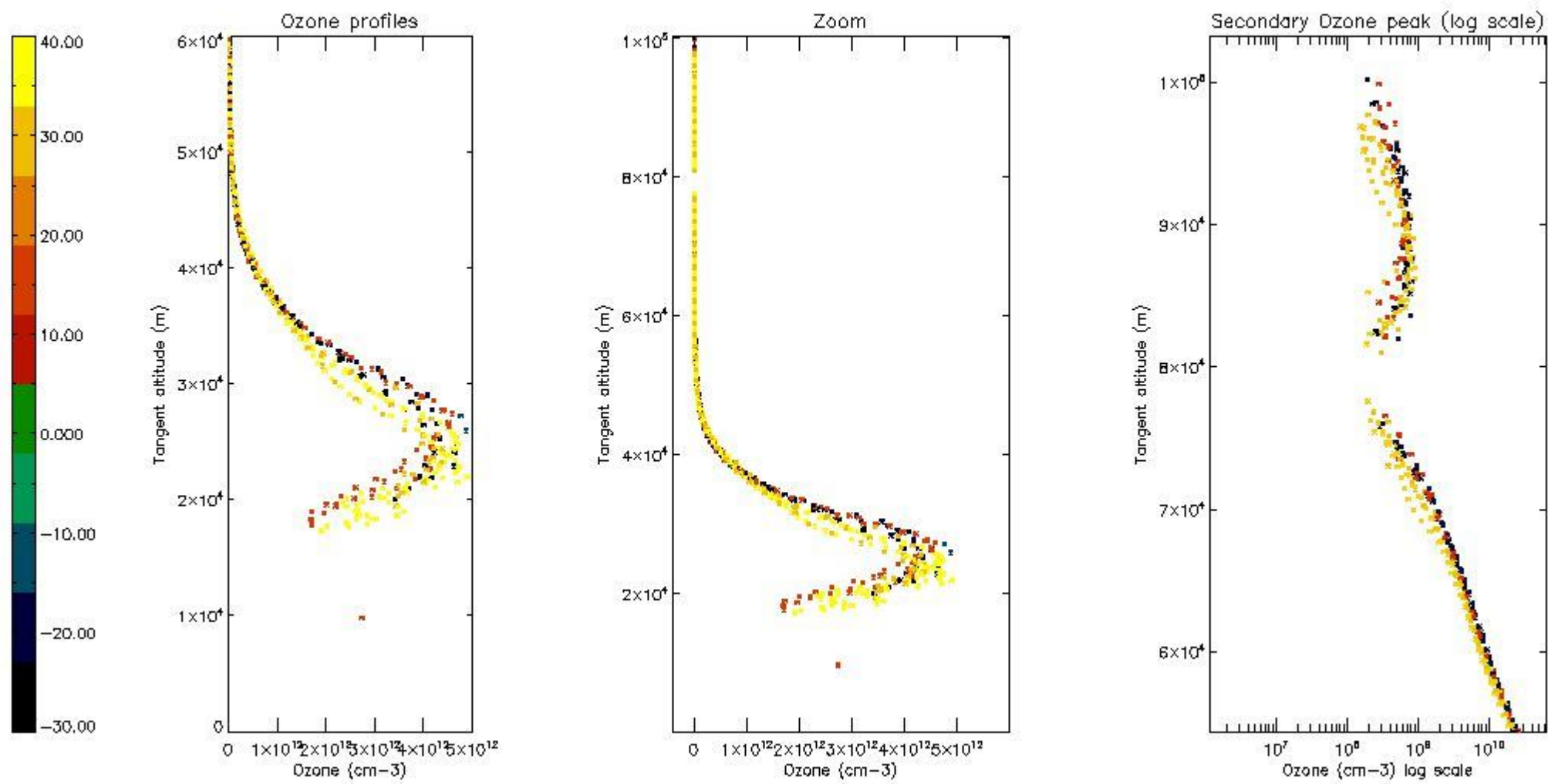
5.4 Plot ozone profiles where STD < 10% (dark without errors)

The colorbar represents the latitude.



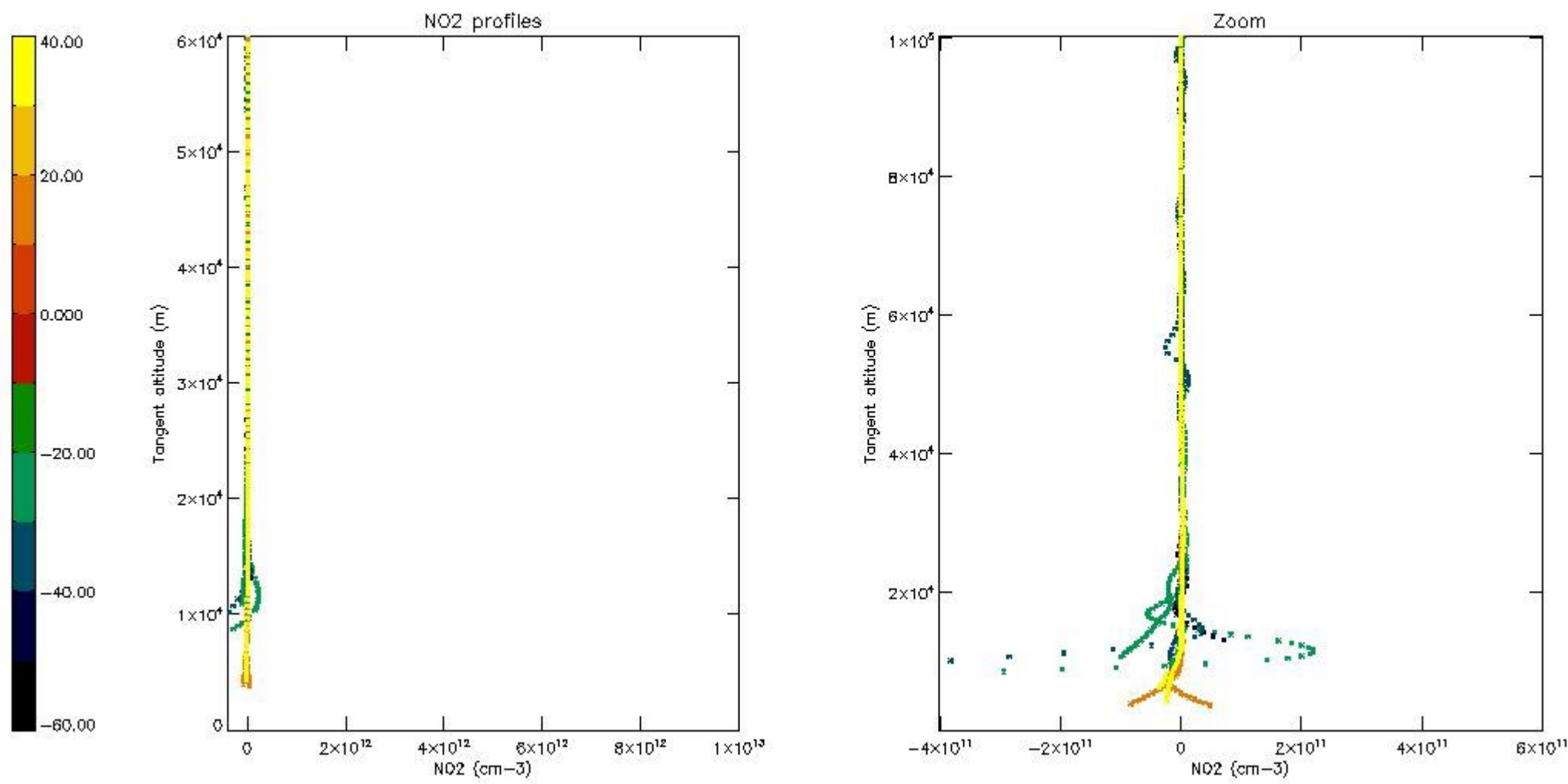
5.5 Plot ozone profiles where STD < 5% (dark without errors)

The colorbar represents the latitude.



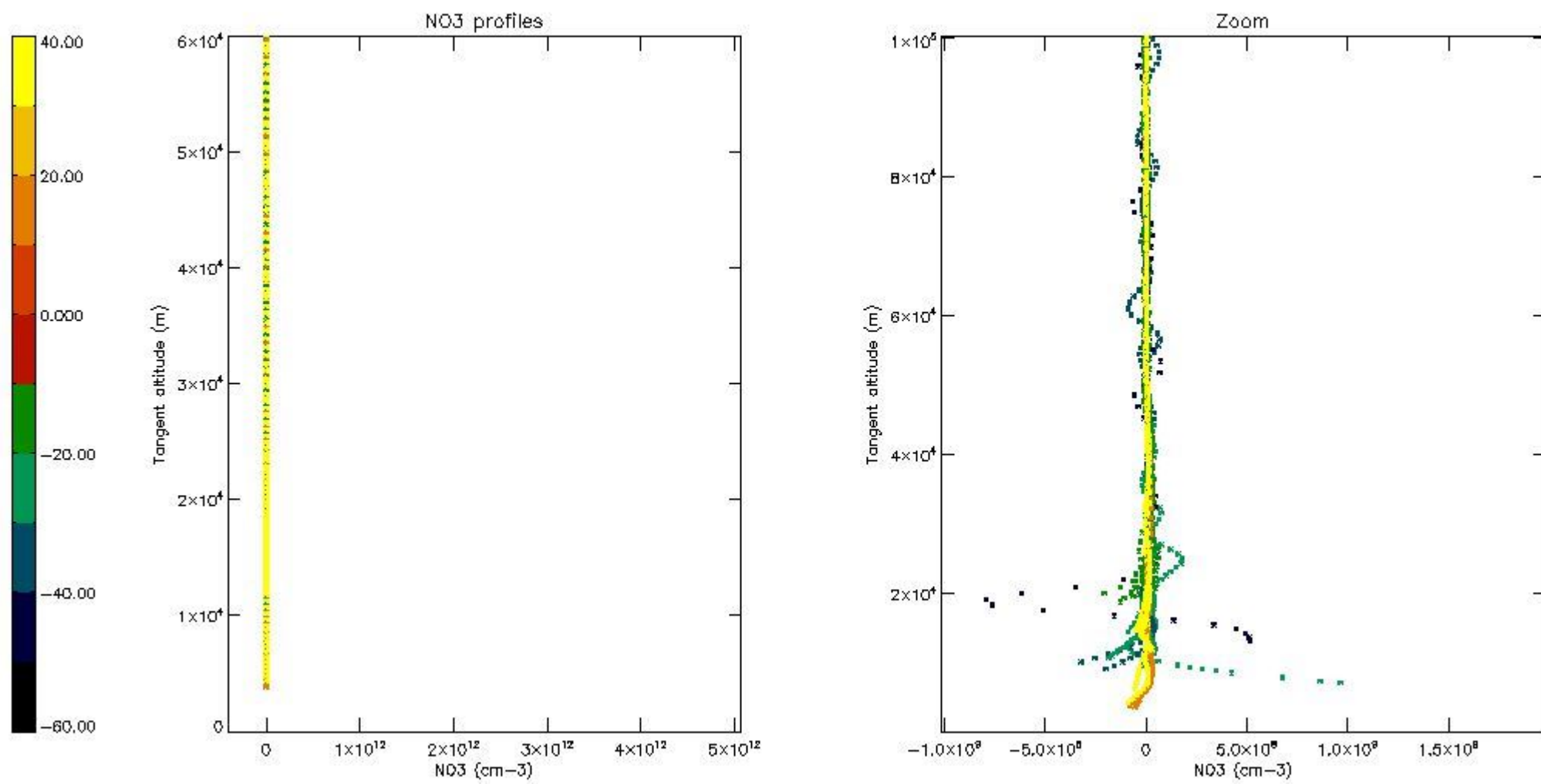
5.6 Plot NO₂ profiles for all STD (dark without errors)

The colorbar represents the latitude.



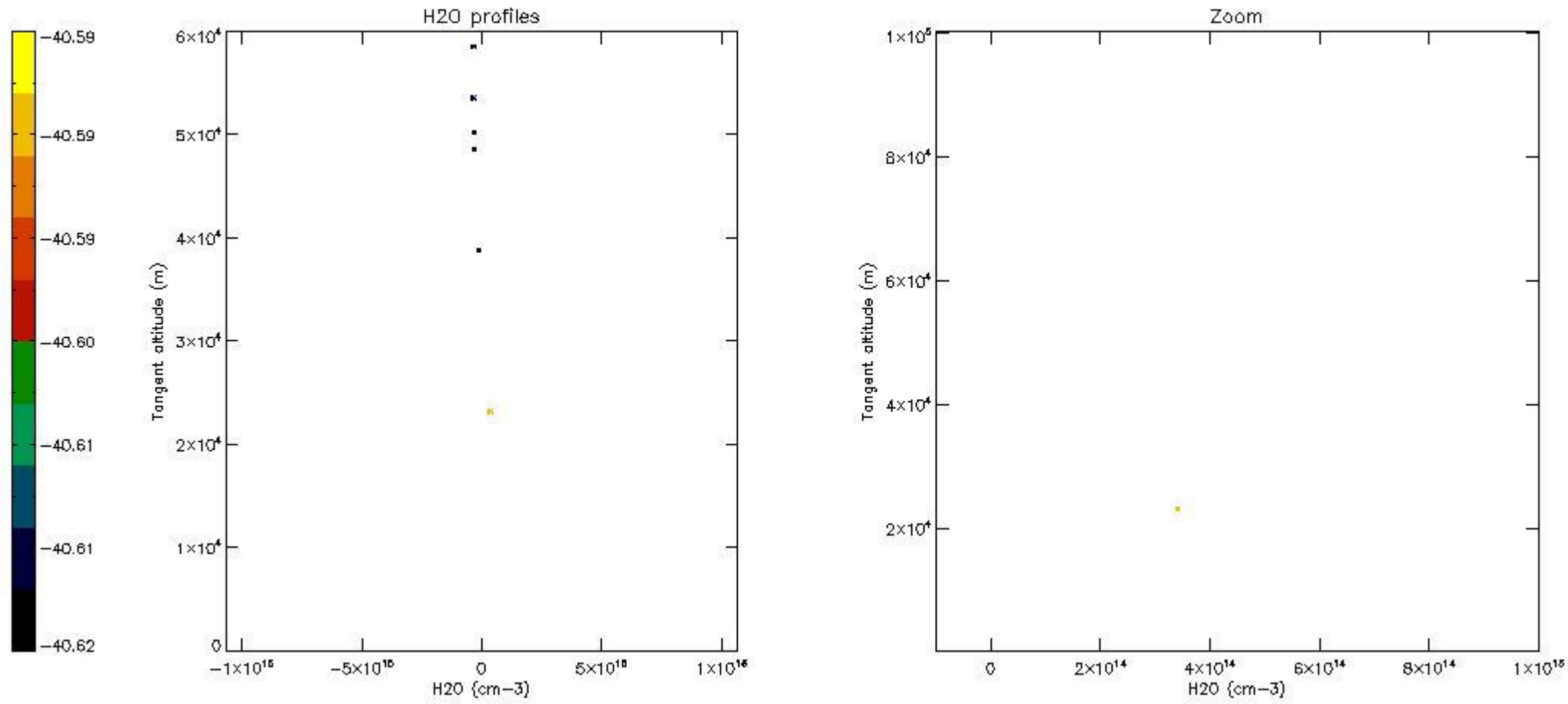
5.7 Plot NO3 profiles for all STD (dark without errors)

The colorbar represents the latitude.



5.8 Plot H₂O profiles for all STD (only for occultations of stars 1,2,3,4,13,14,16,26,63 dark without errors)

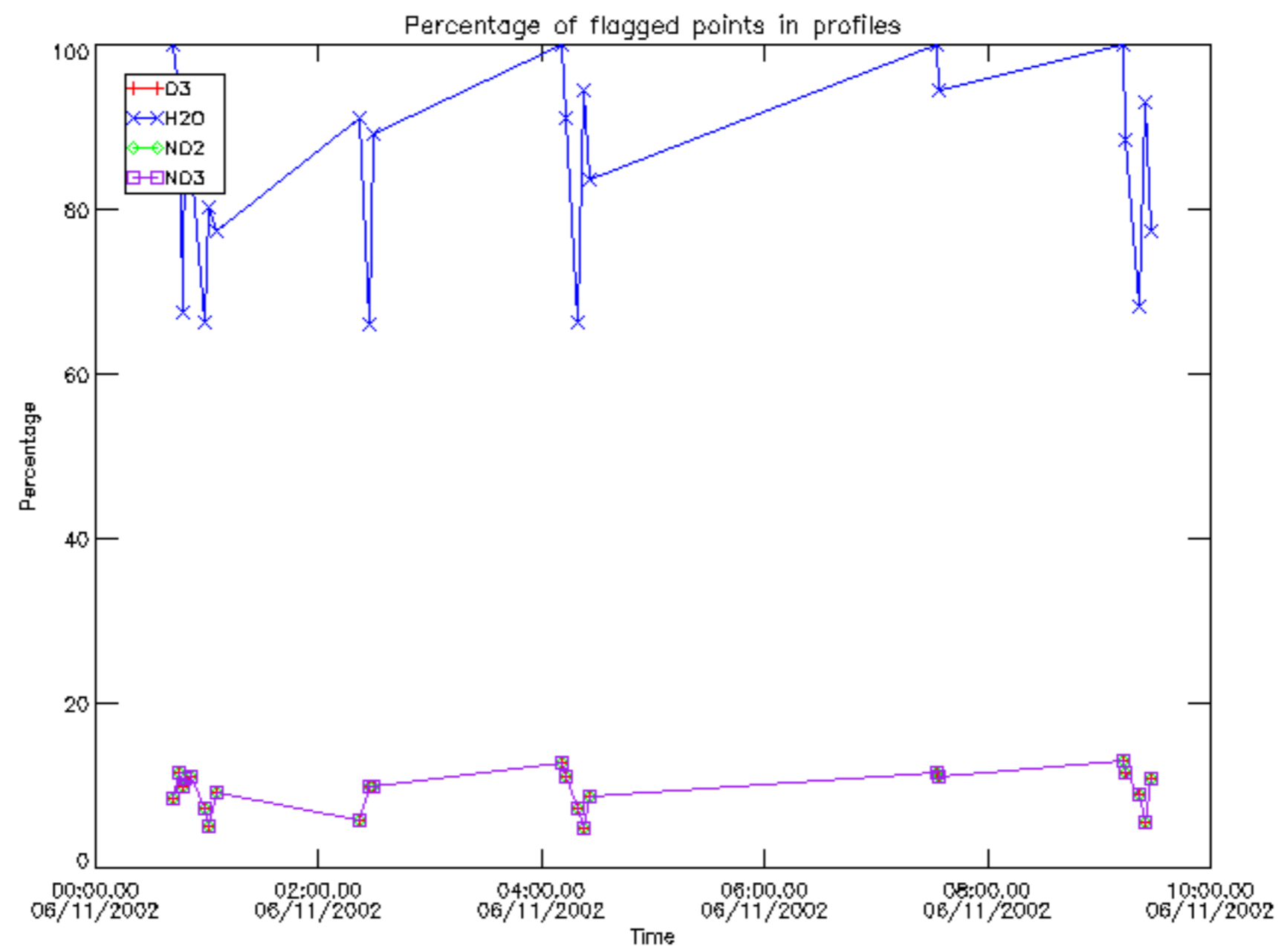
The colorbar represents the latitude.



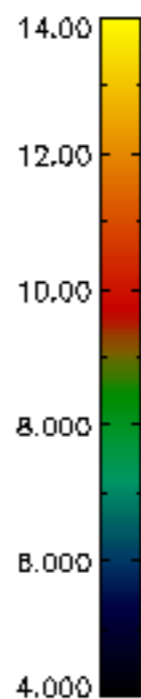
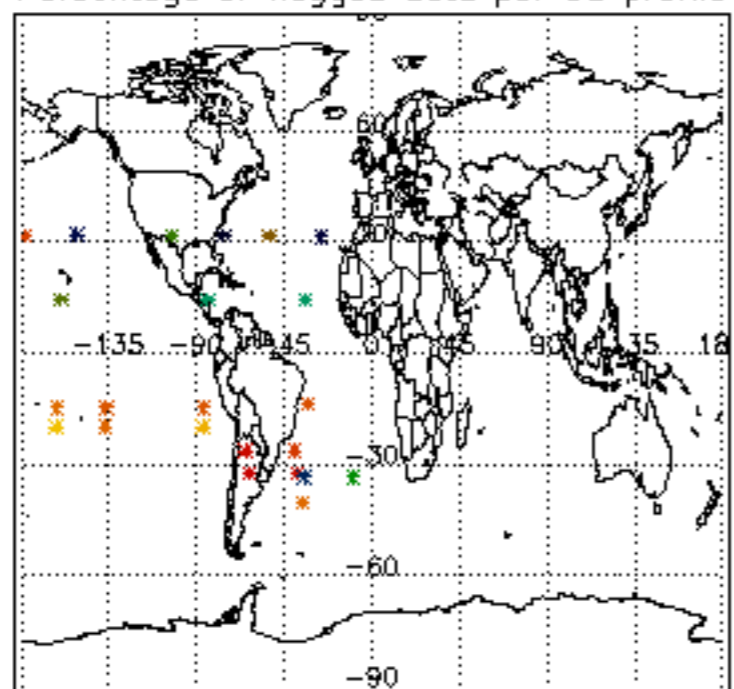
6. Auxiliary Data Files used for the production reported in section 2

The number reported in the third column indicates since which file (see list in section 2) the corresponding auxiliary file has been used. The fourth column is the date of those product files.

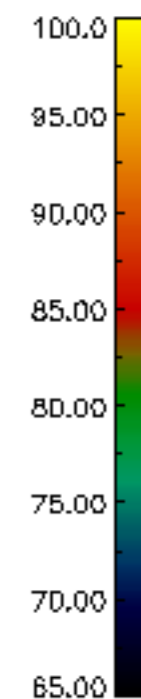
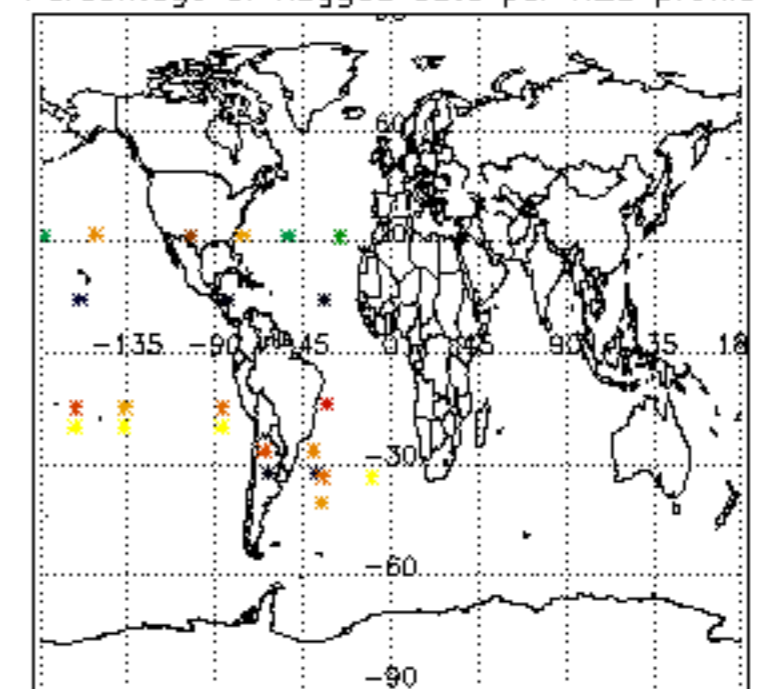
| Type | Auxiliary Filename | Used since product | Used since product date |
|---------------------------|---|--------------------|-------------------------|
| INST_PHYS_CHARACTERISTICS | GOM_INS_AXNIEC20050627_150440_20020301_000000_20100101_000000 | 1 | 06-NOV-2002 00:01:44 |
| LEVEL-2_PROC_CONFIG | GOM_PR2_AXVIEC20091111_152718_20020301_000000_20500101_000000 | 1 | 06-NOV-2002 00:01:44 |
| CROSS_SECTIONS_FILE | GOM_CRS_AXVIEC20091111_154832_20020301_000000_20500101_000000 | 1 | 06-NOV-2002 00:01:44 |



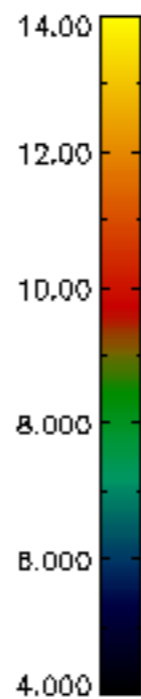
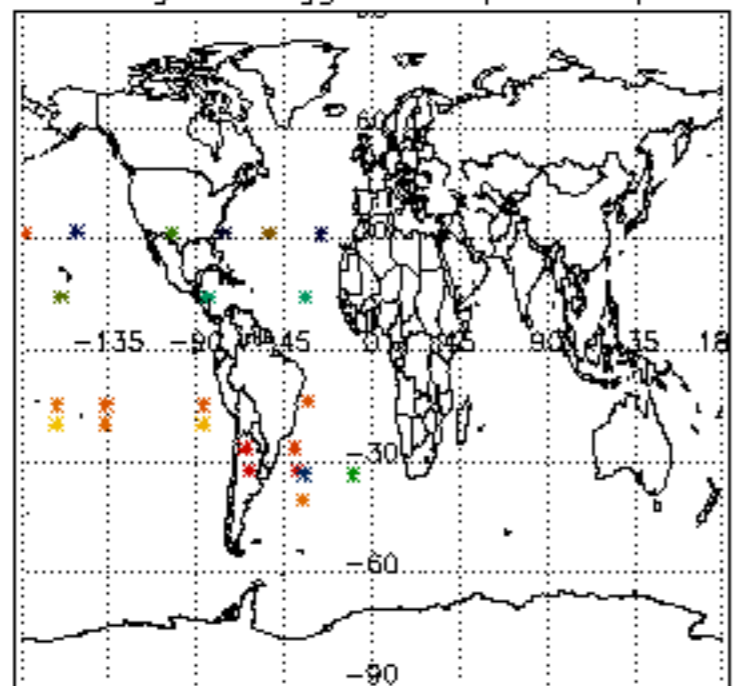
Percentage of flagged data per D3 profile



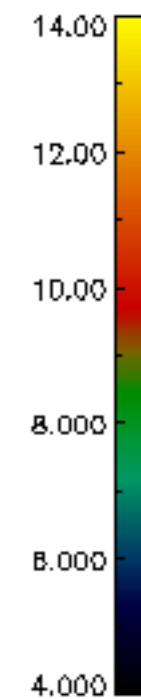
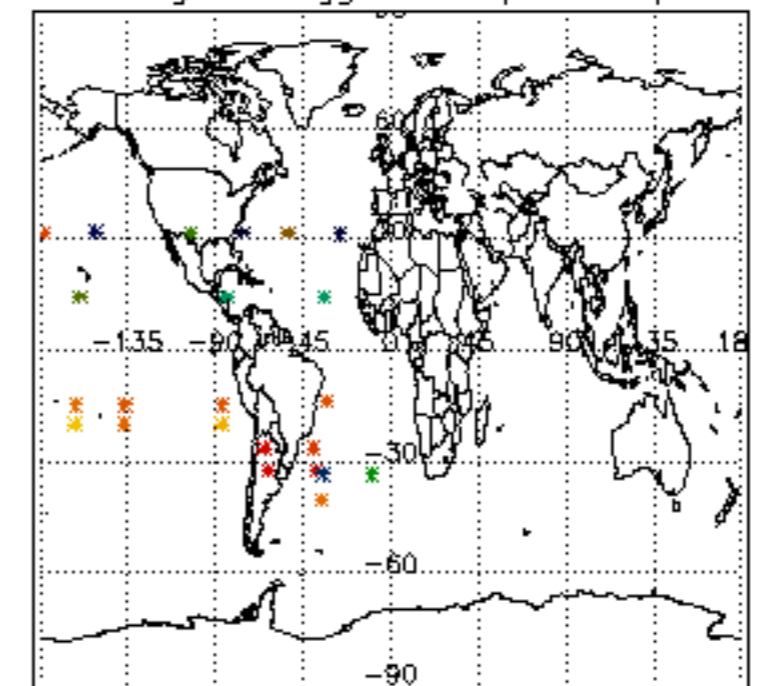
Percentage of flagged data per H2O profile

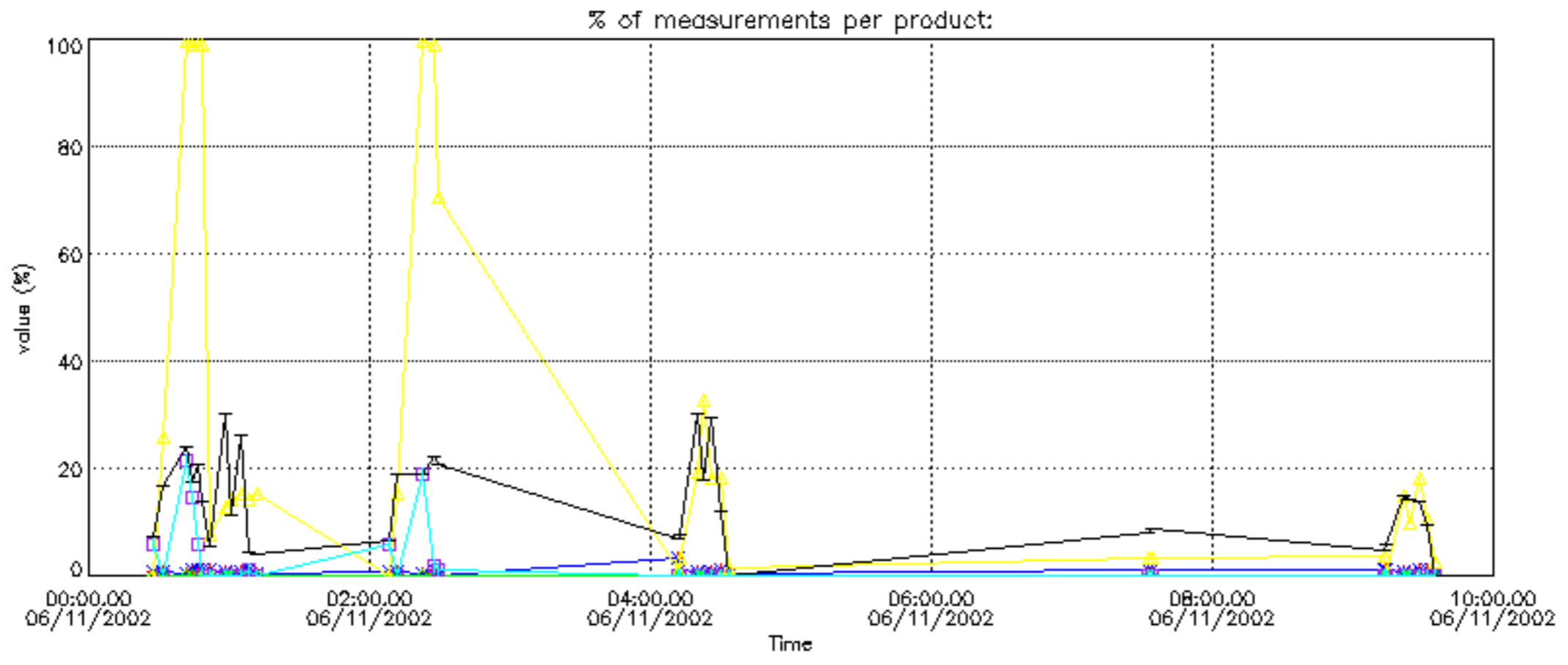


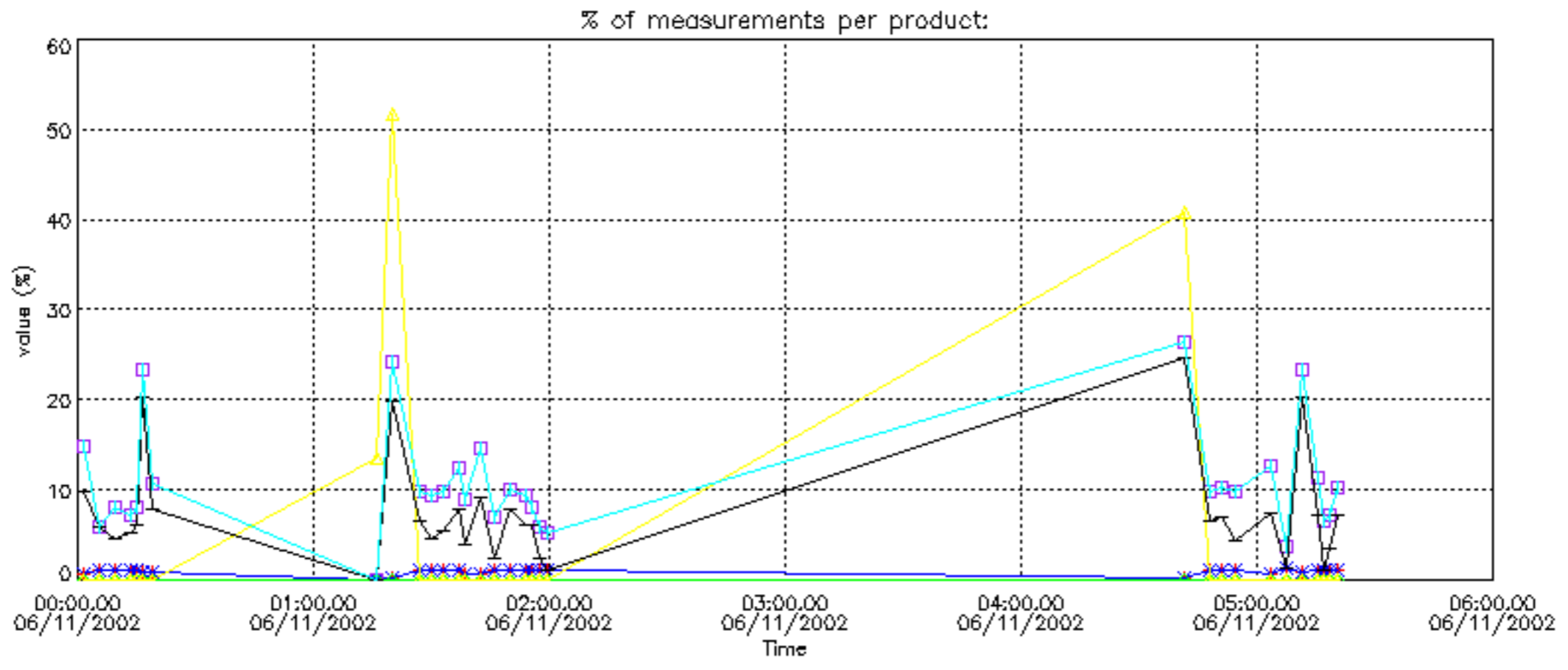
Percentage of flagged data per NO2 profile



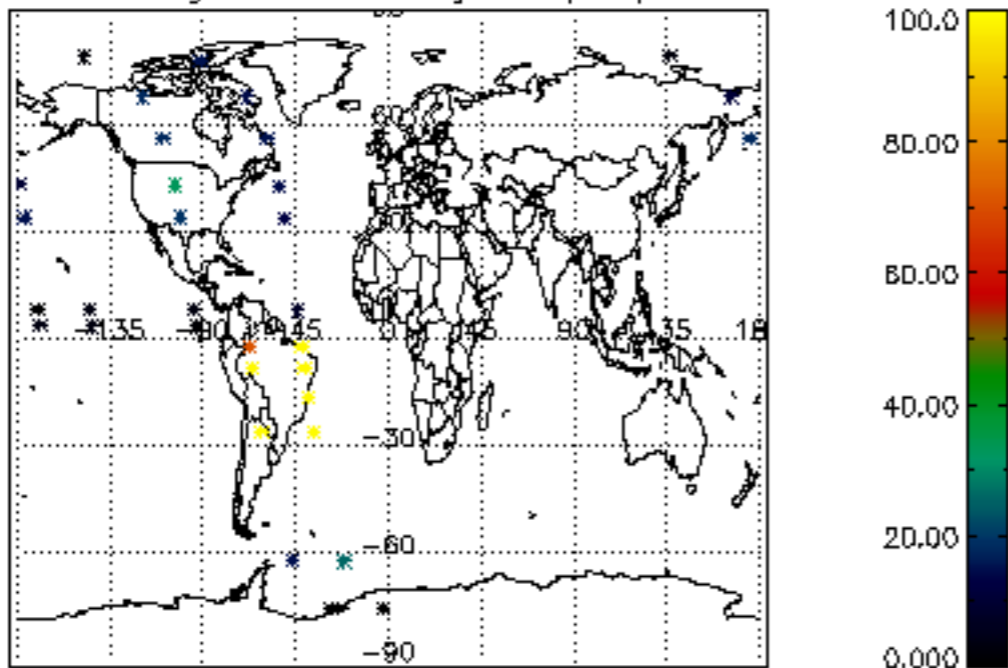
Percentage of flagged data per NO3 profile



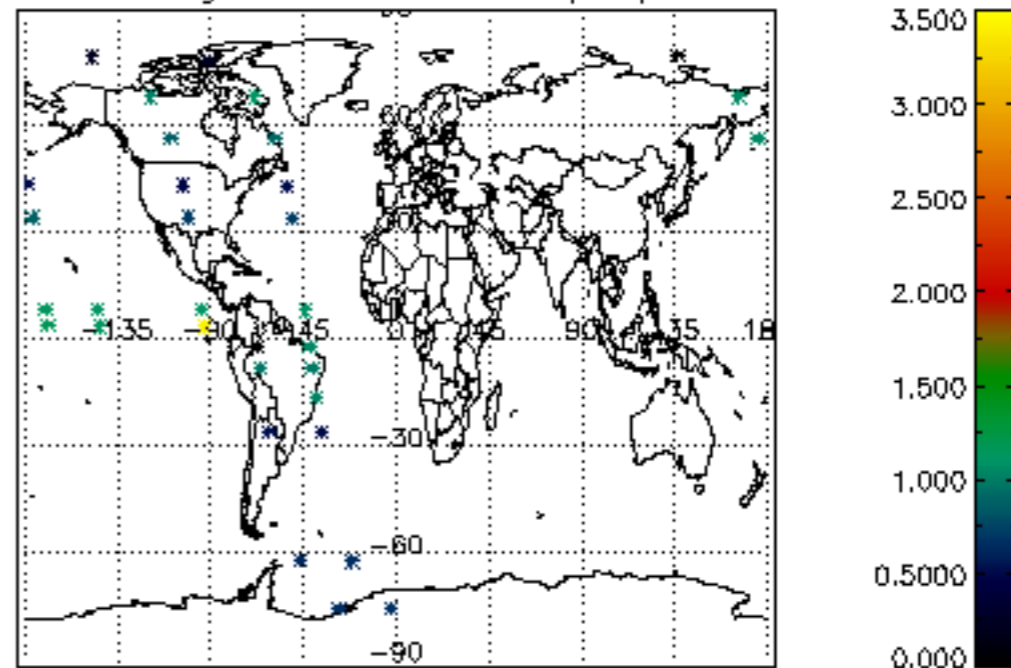




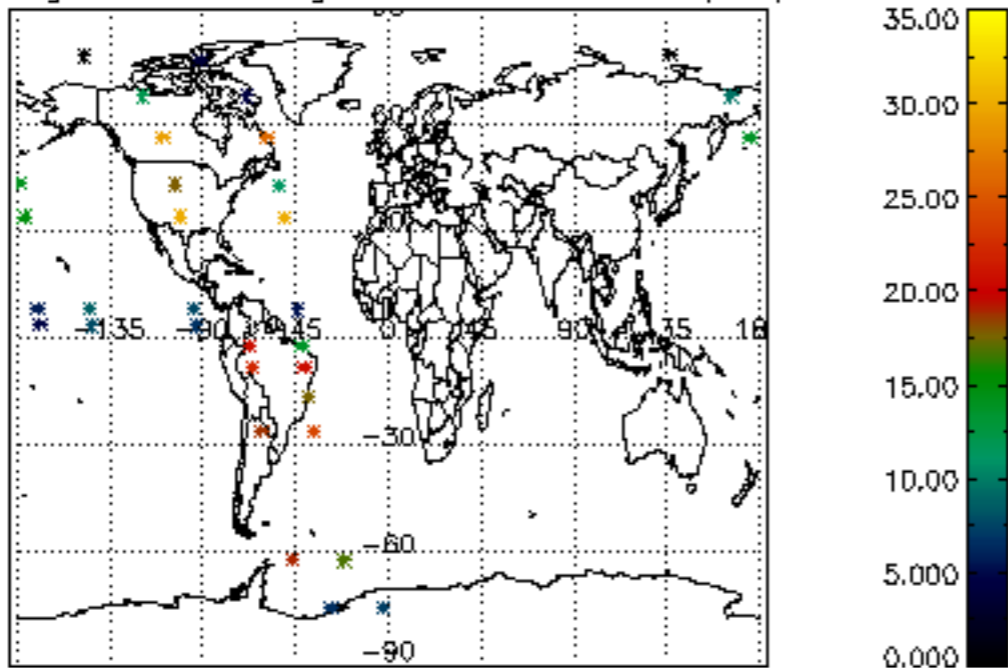
Percentage of cosmic ray hits per profile



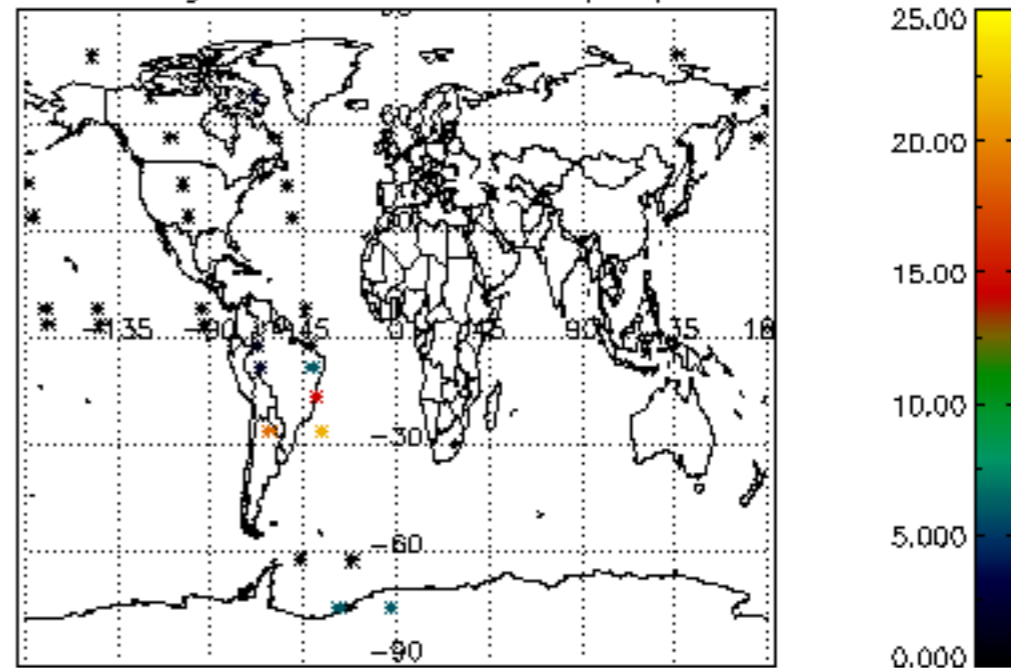
Percentage of datation errors per profile



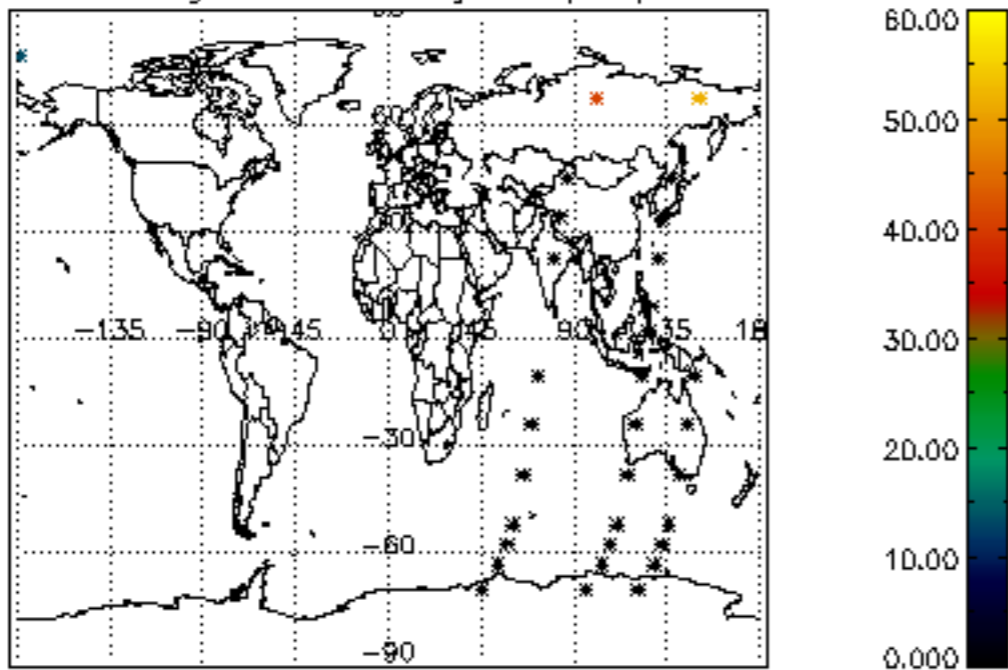
Percentage of star falling outside central band per profile



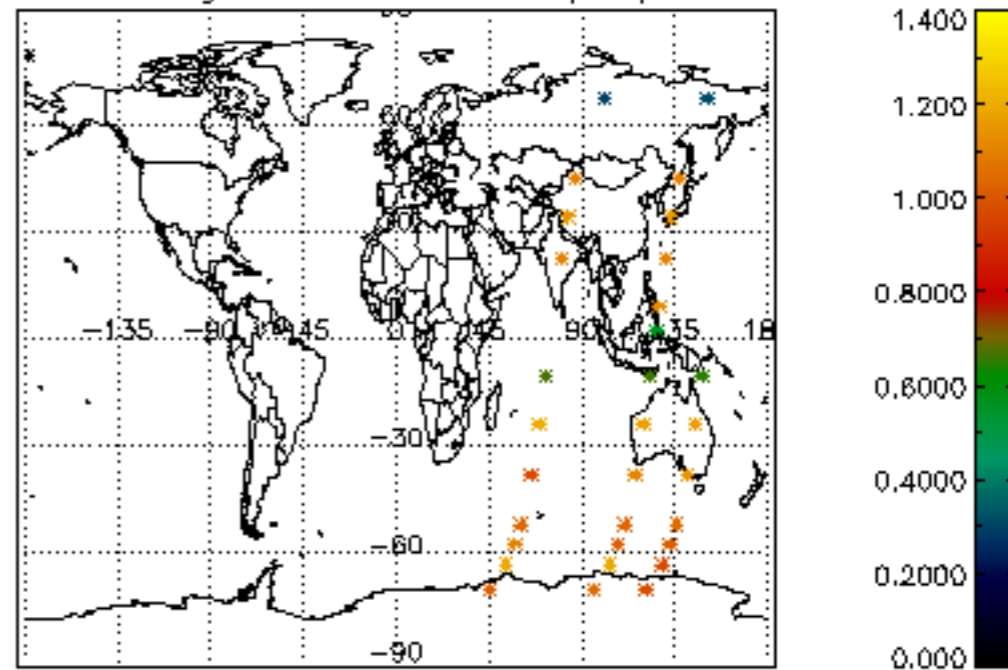
Percentage of saturation errors per profile



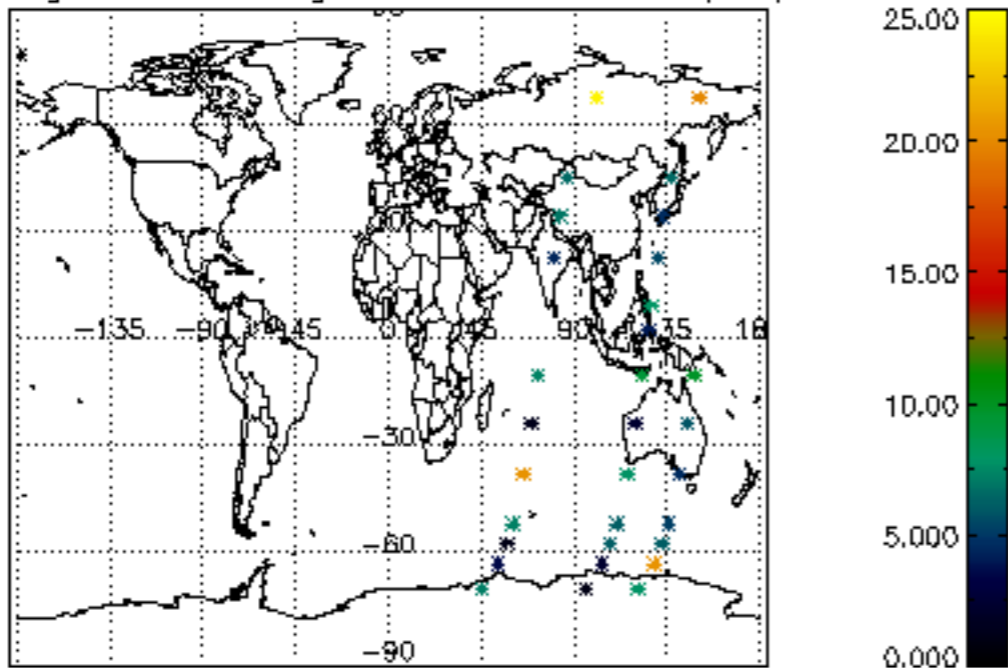
Percentage of cosmic ray hits per profile



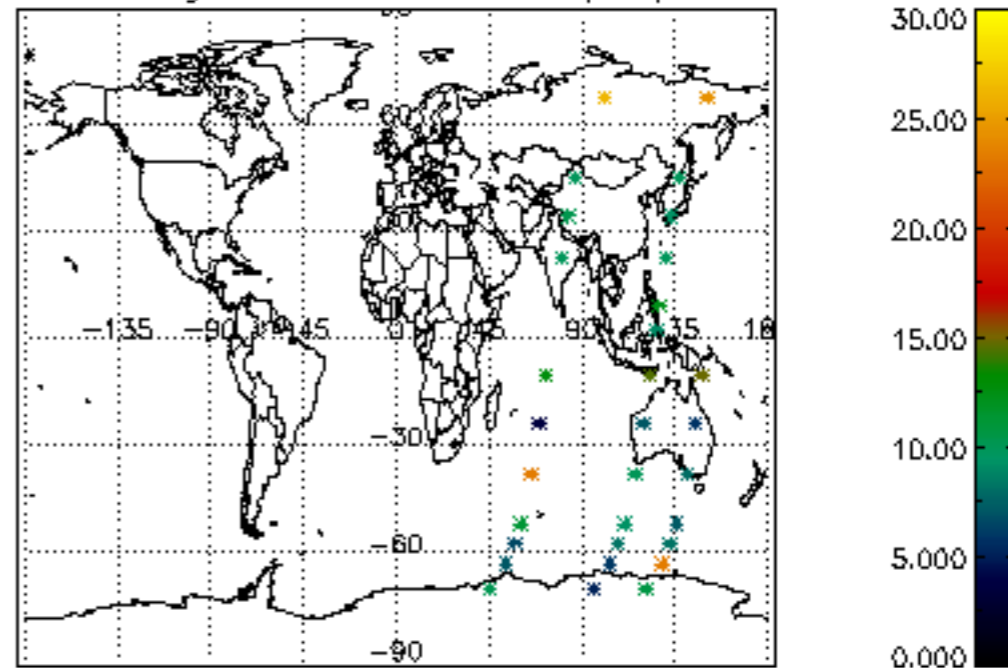
Percentage of datation errors per profile

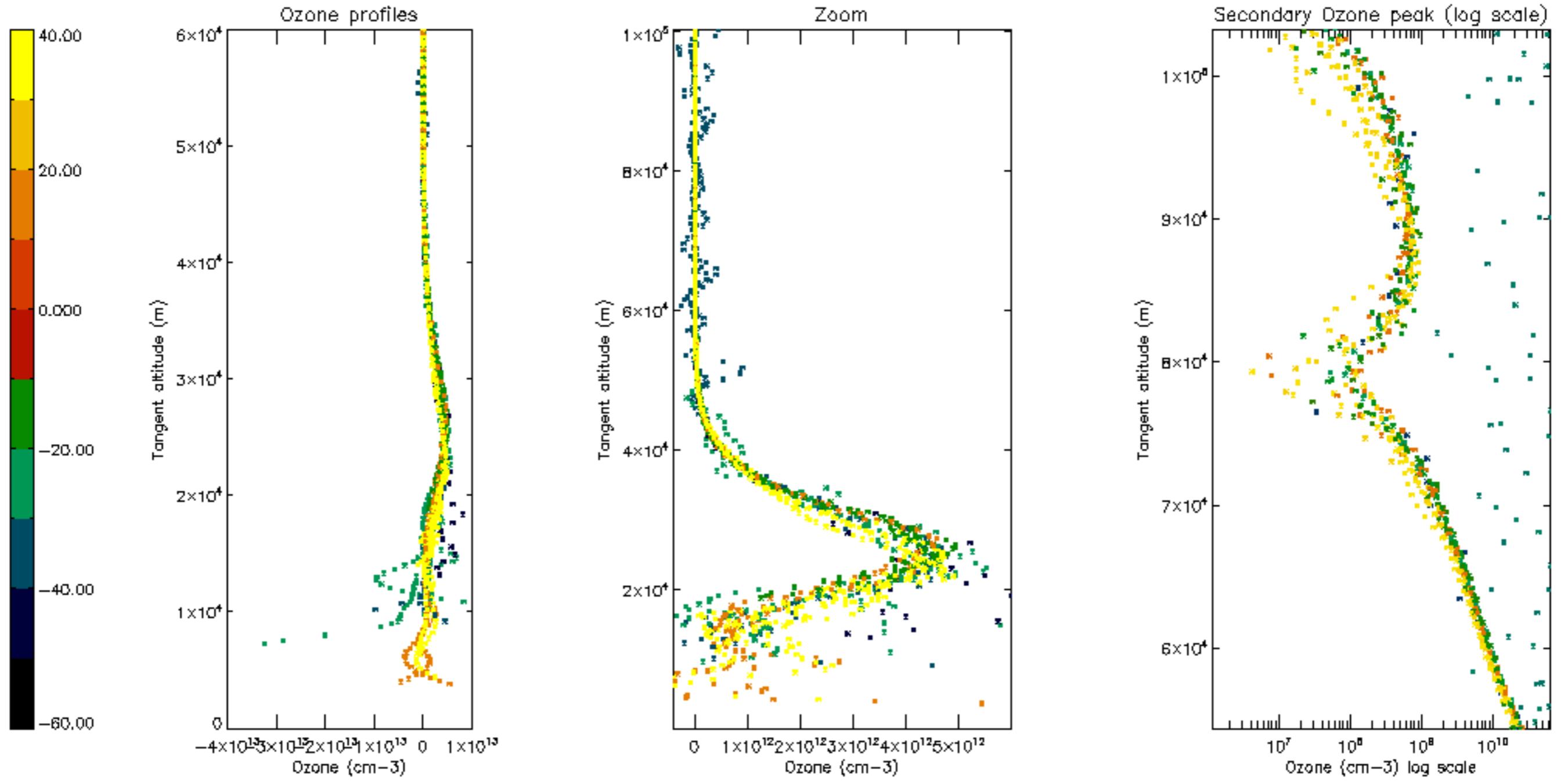


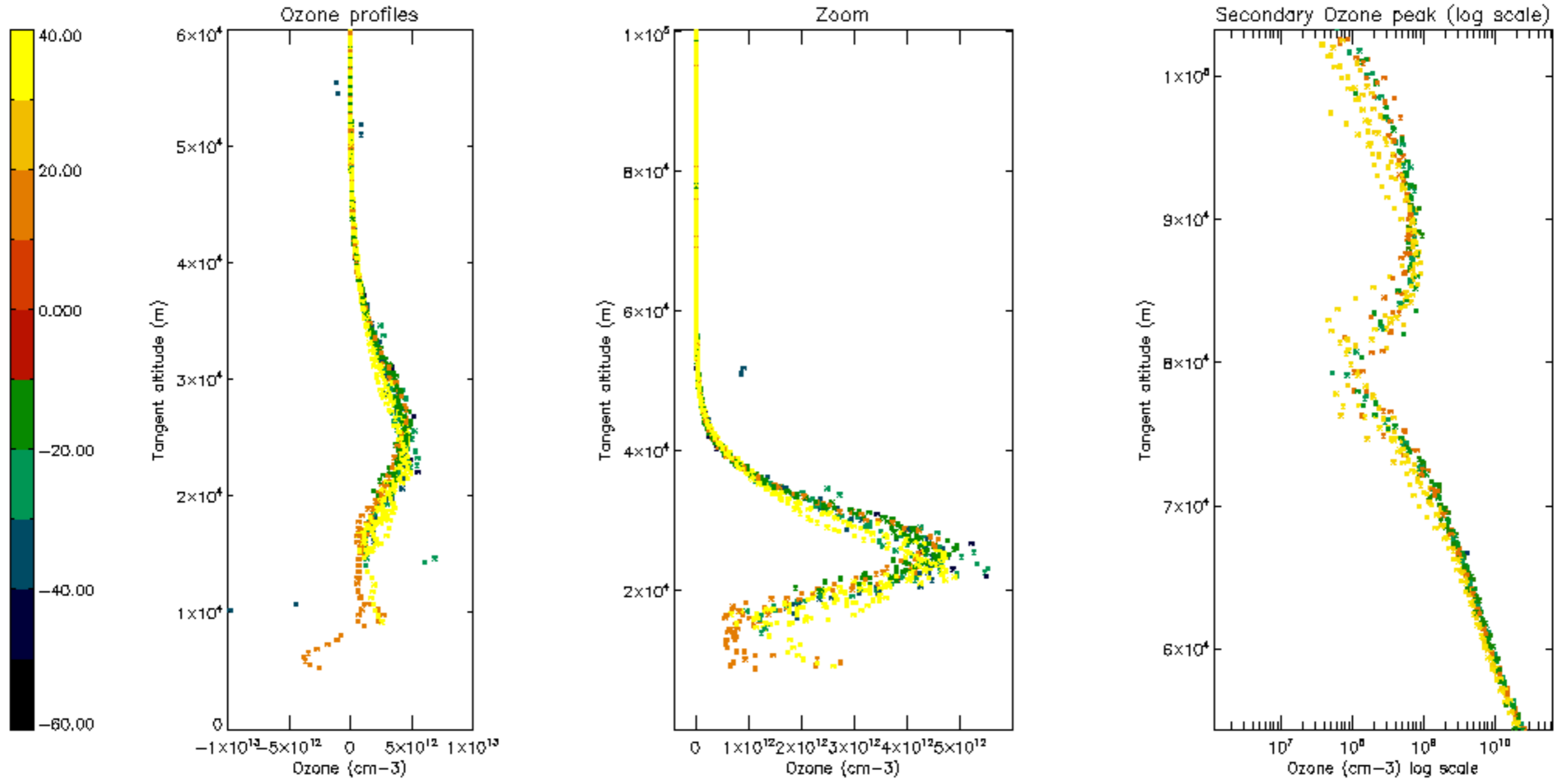
Percentage of star falling outside central band per profile

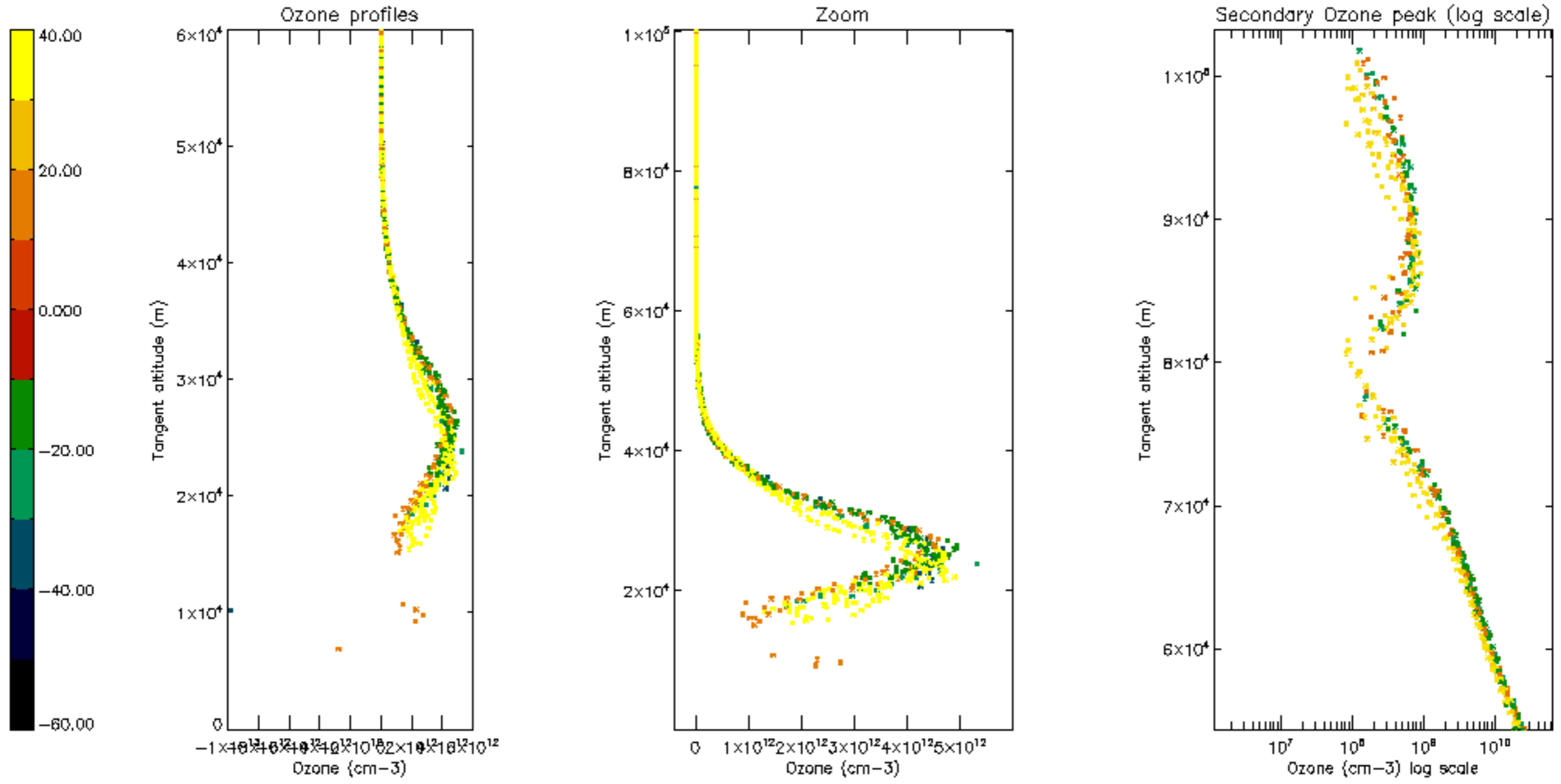


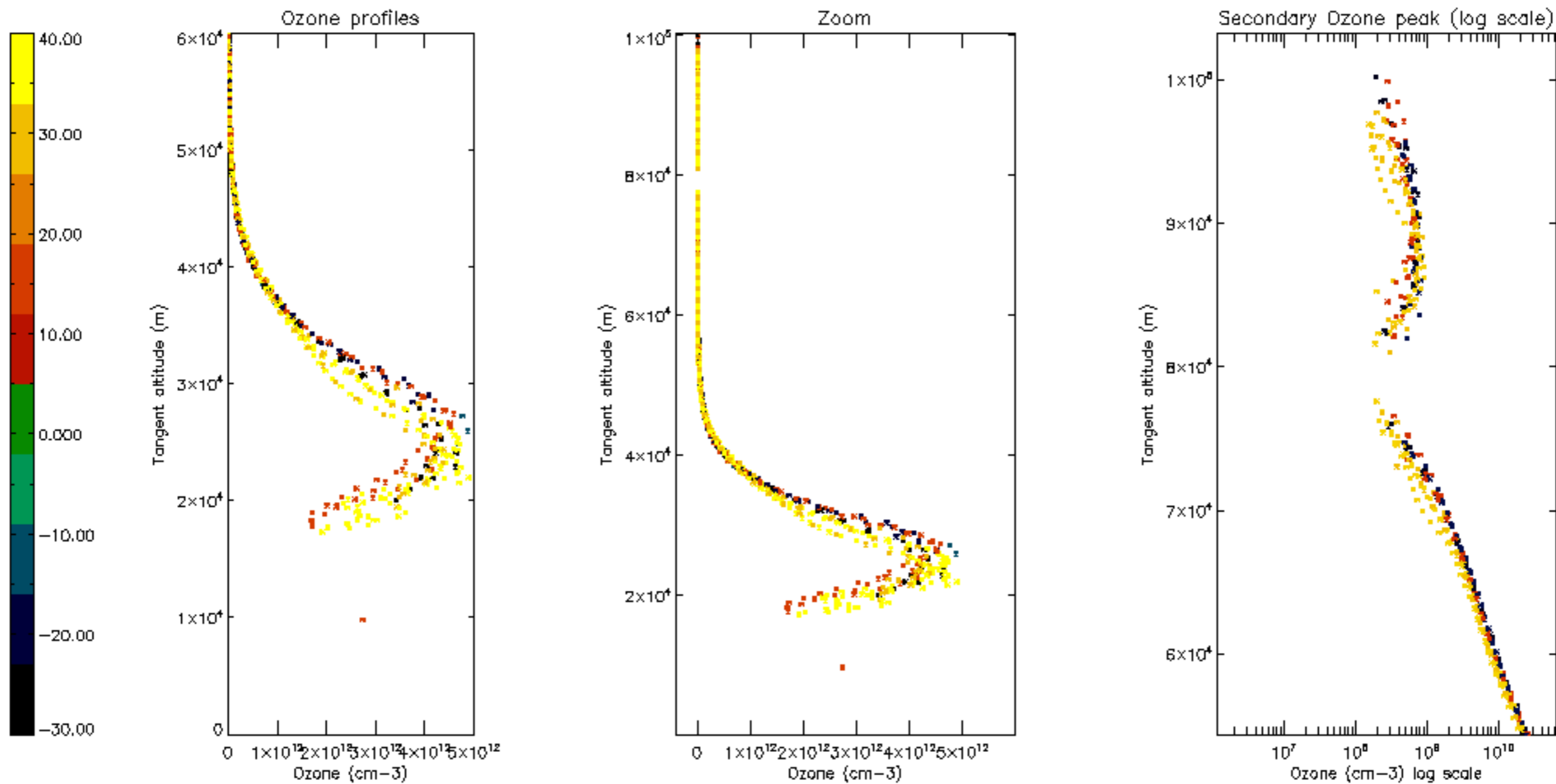
Percentage of saturation errors per profile

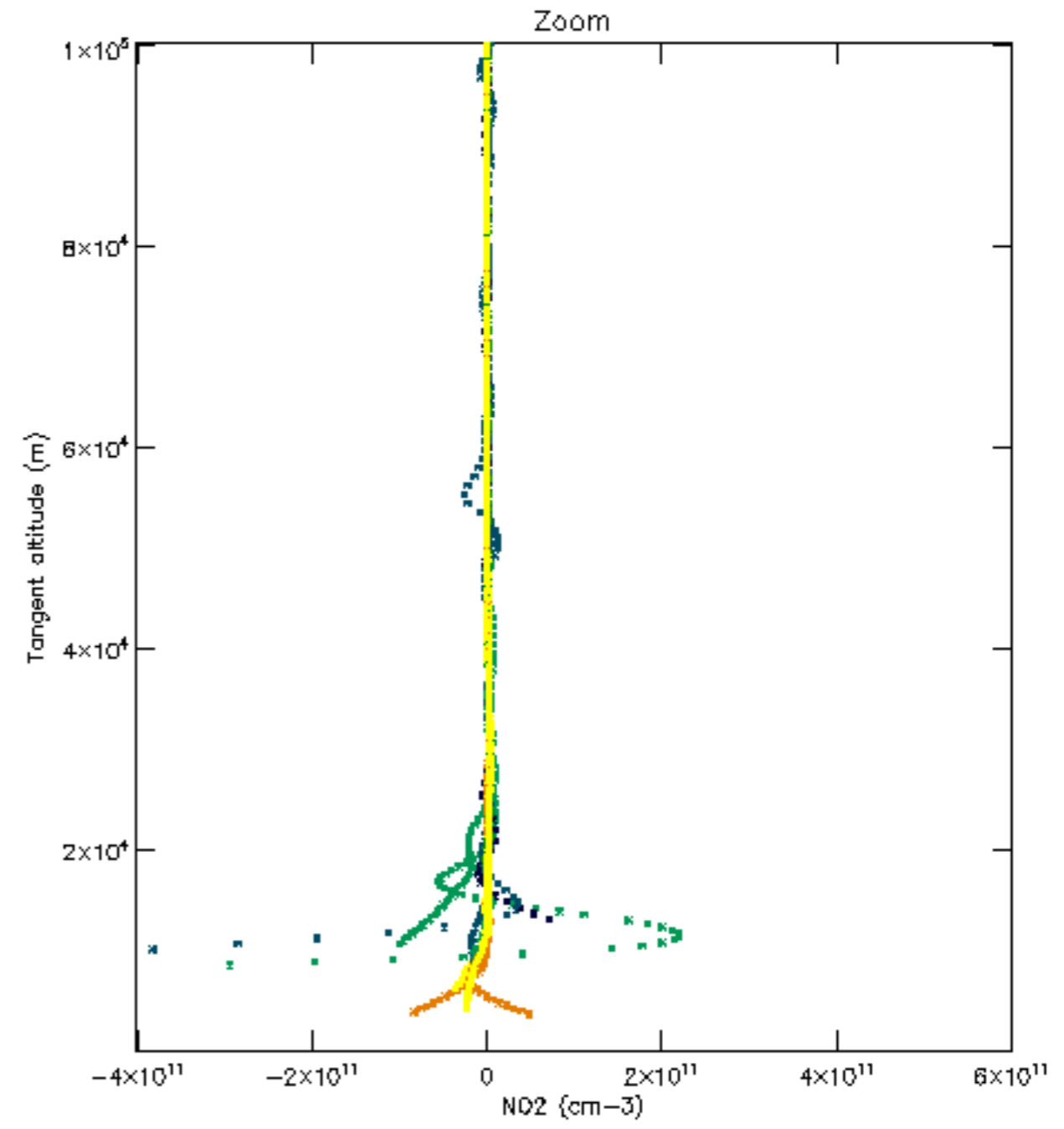
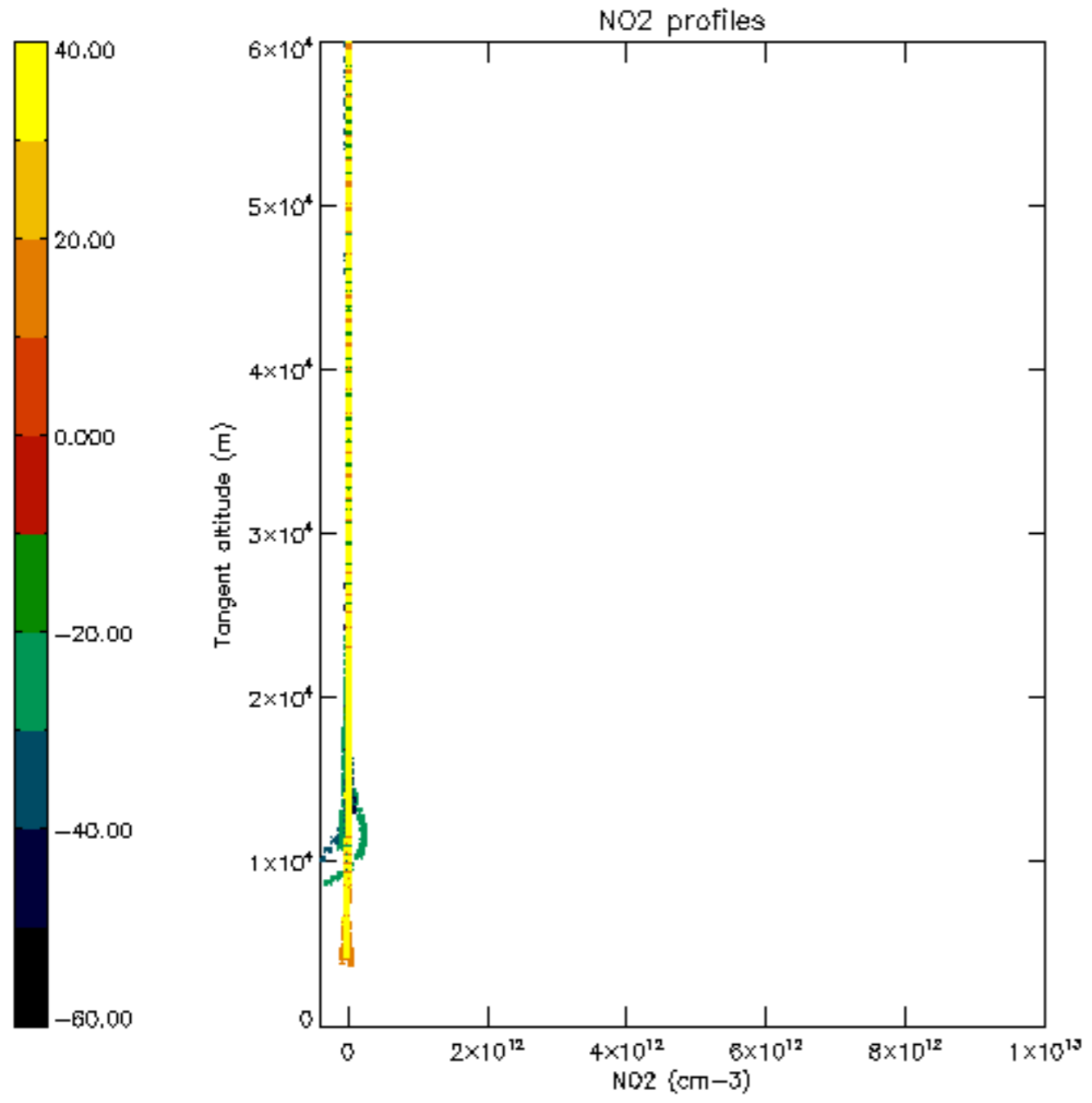


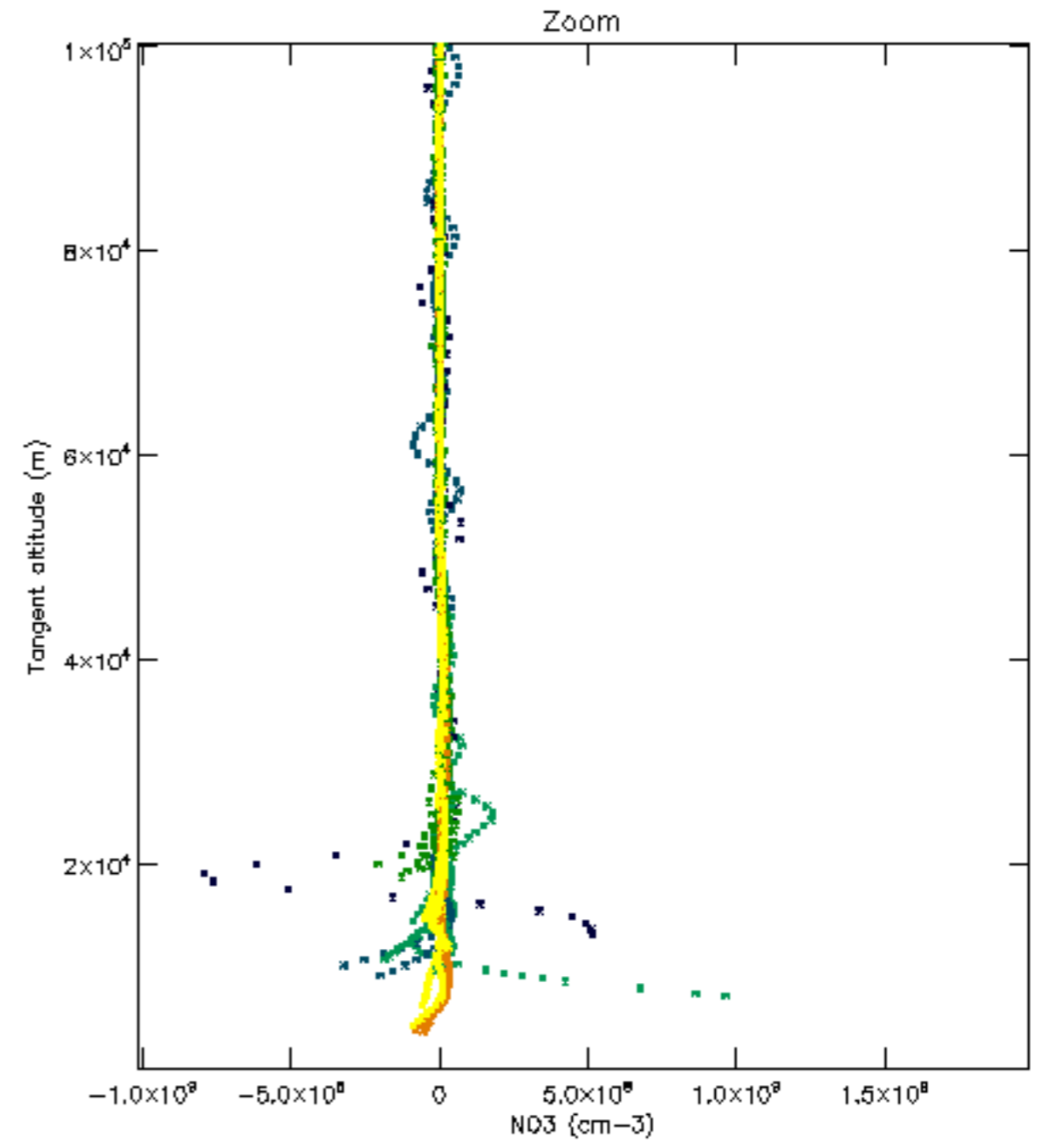
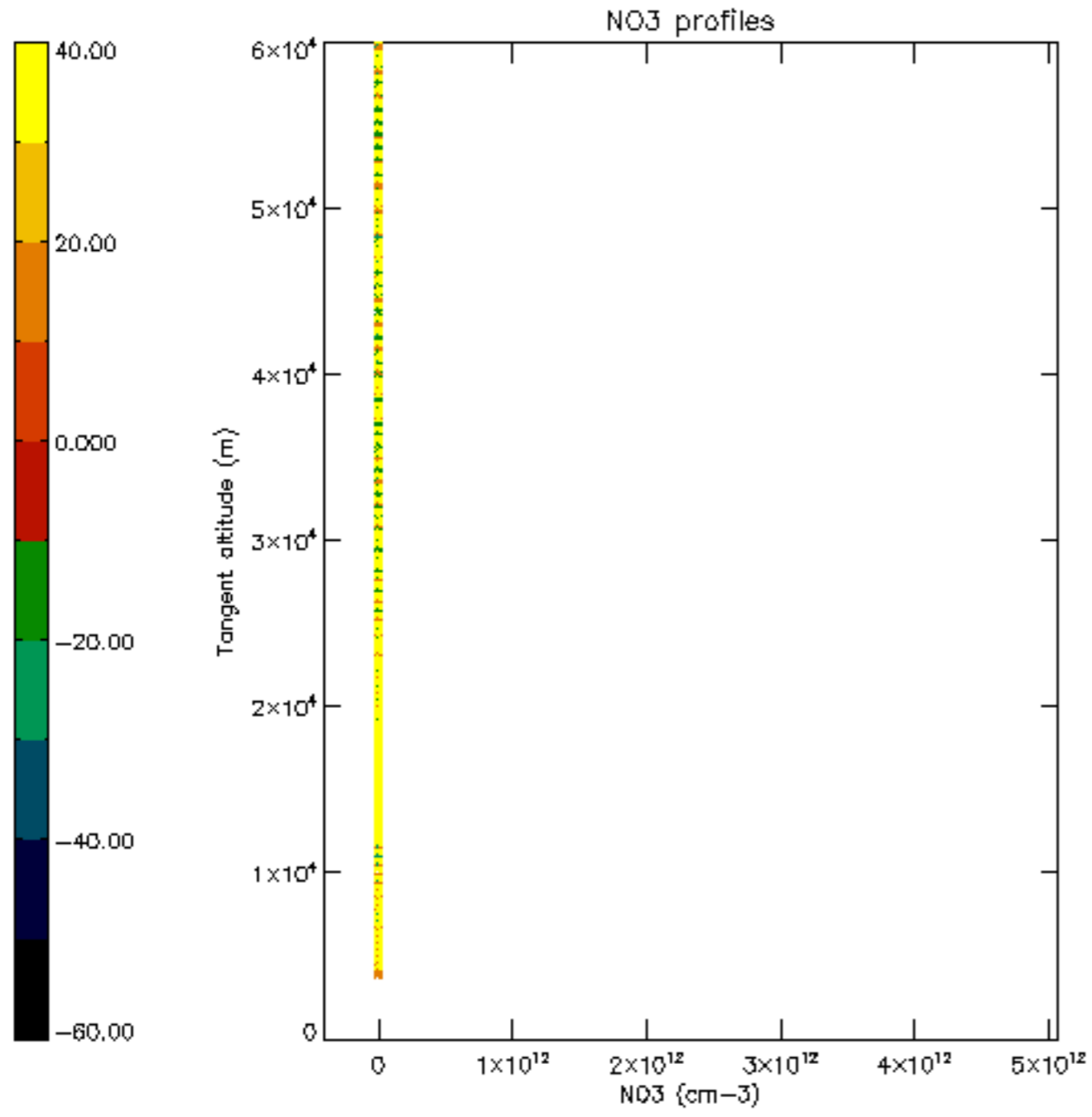


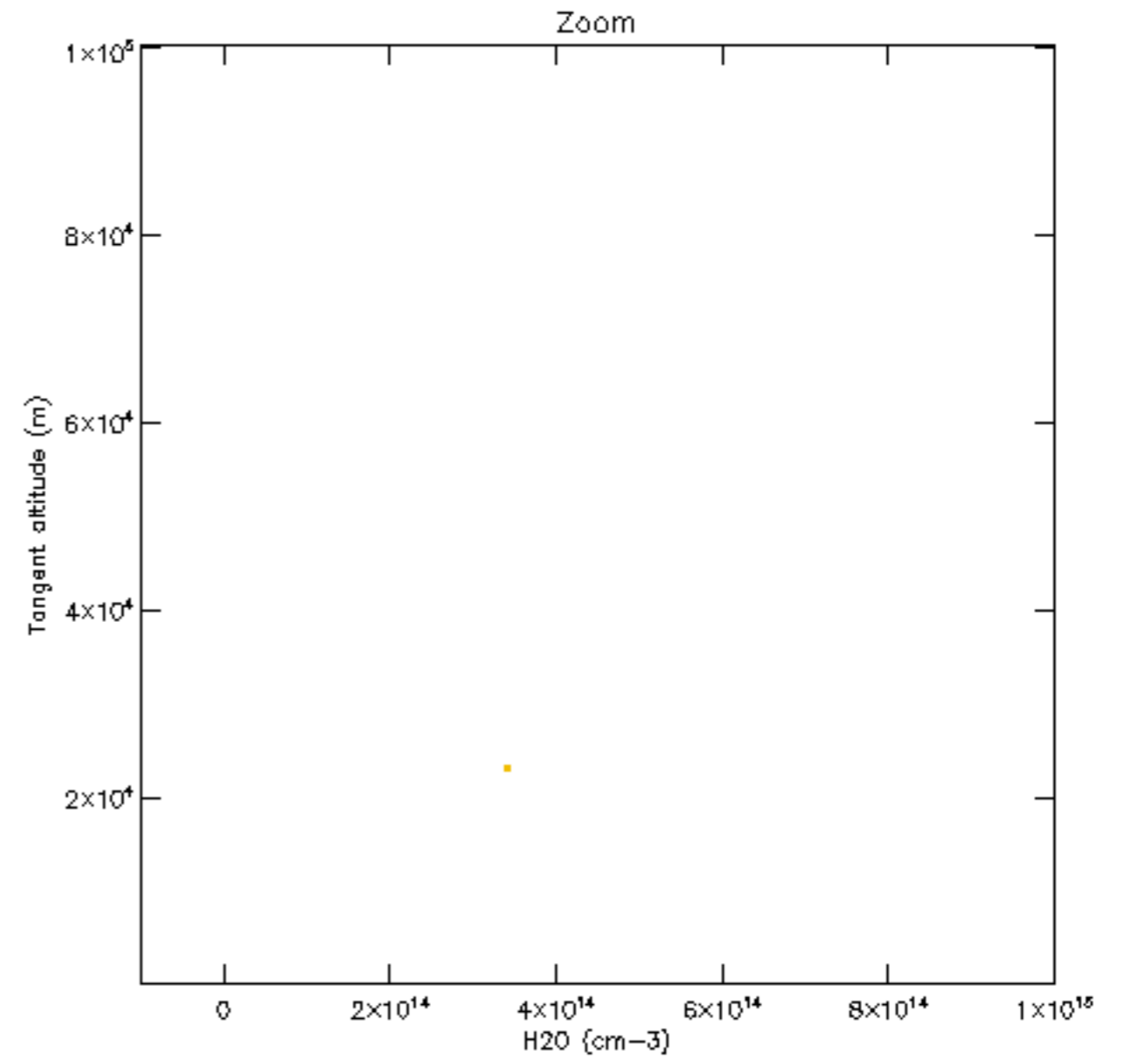
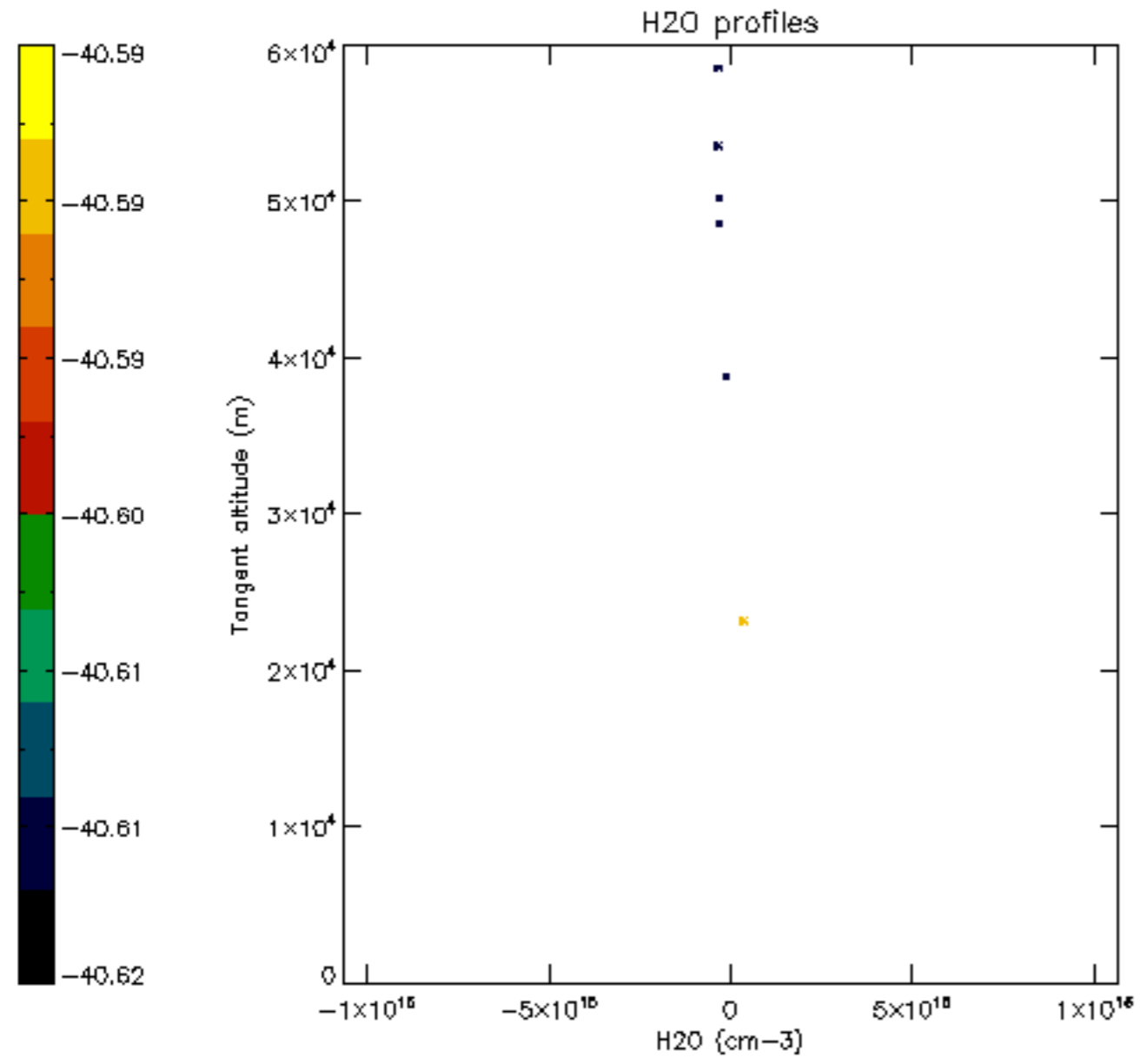


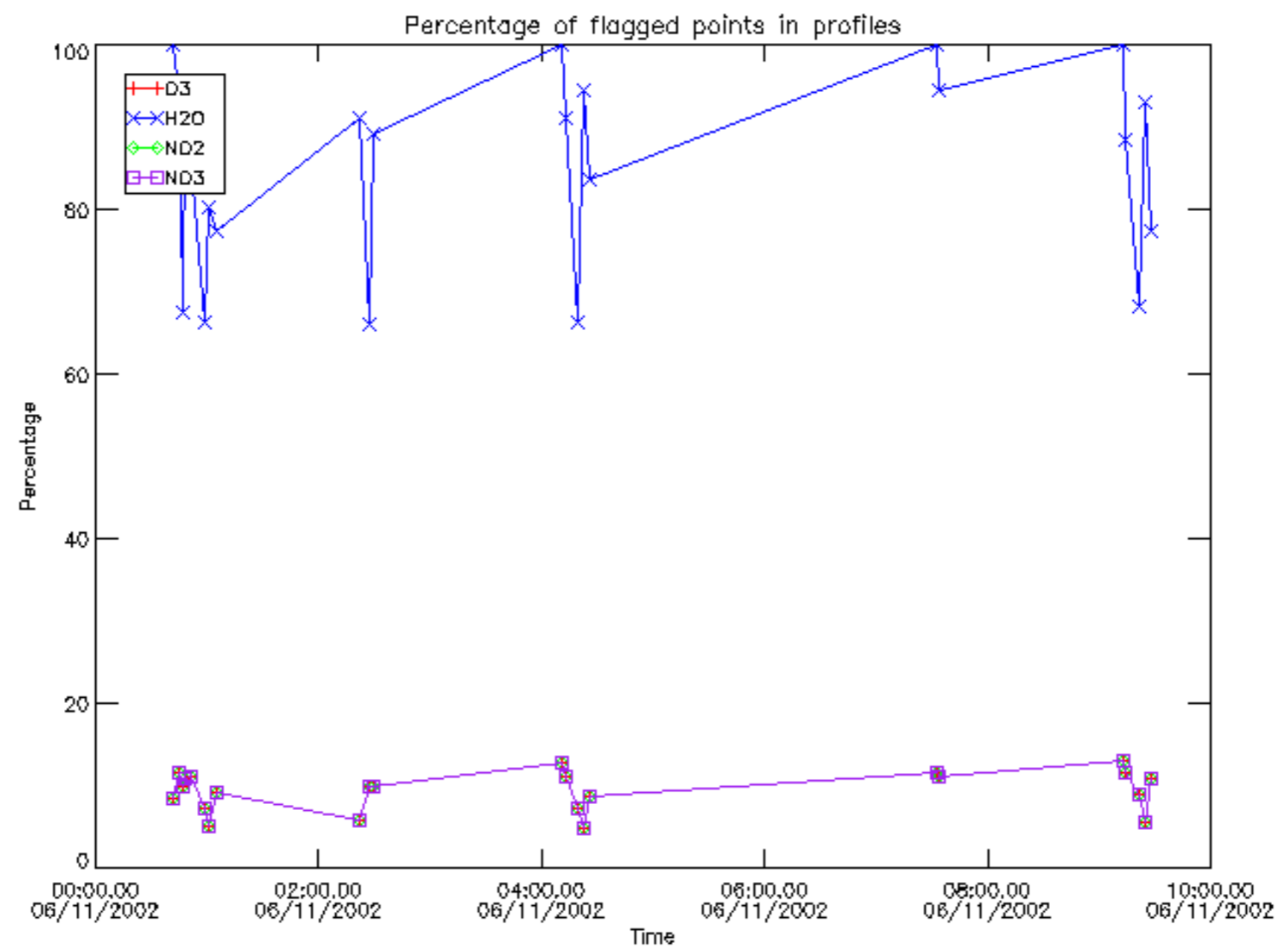




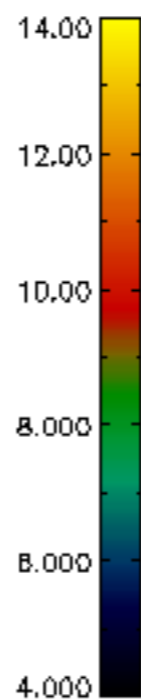
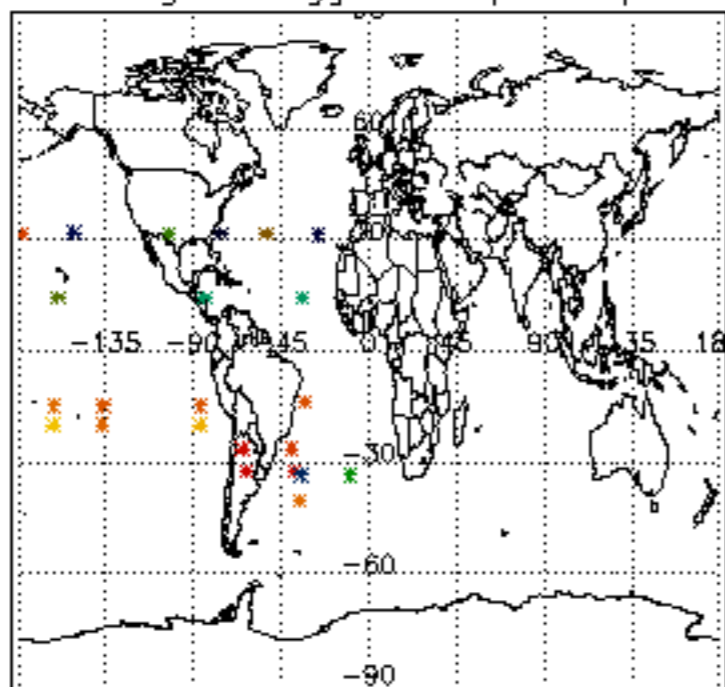




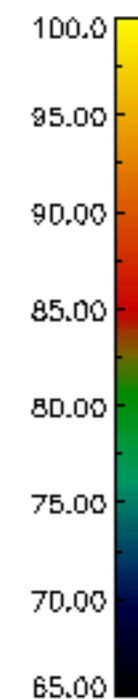
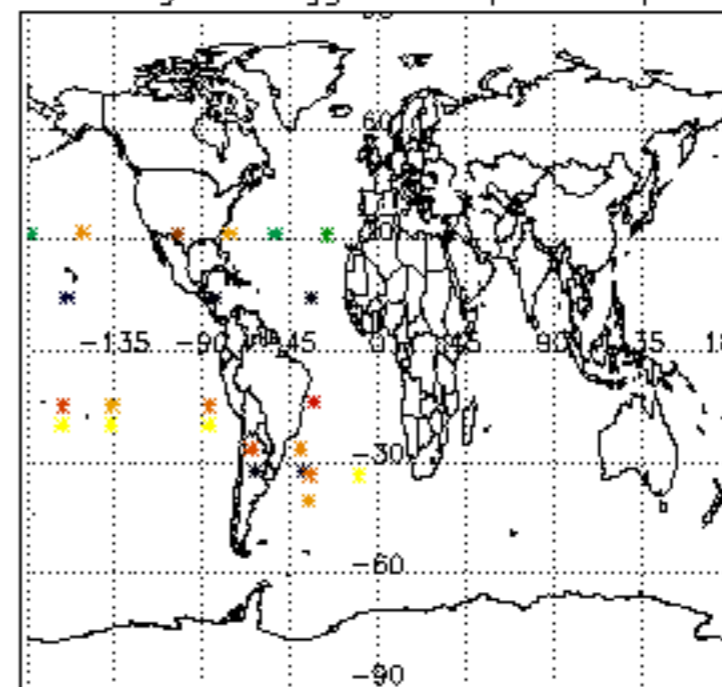




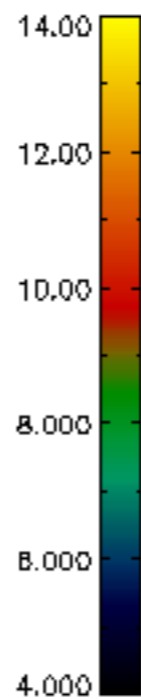
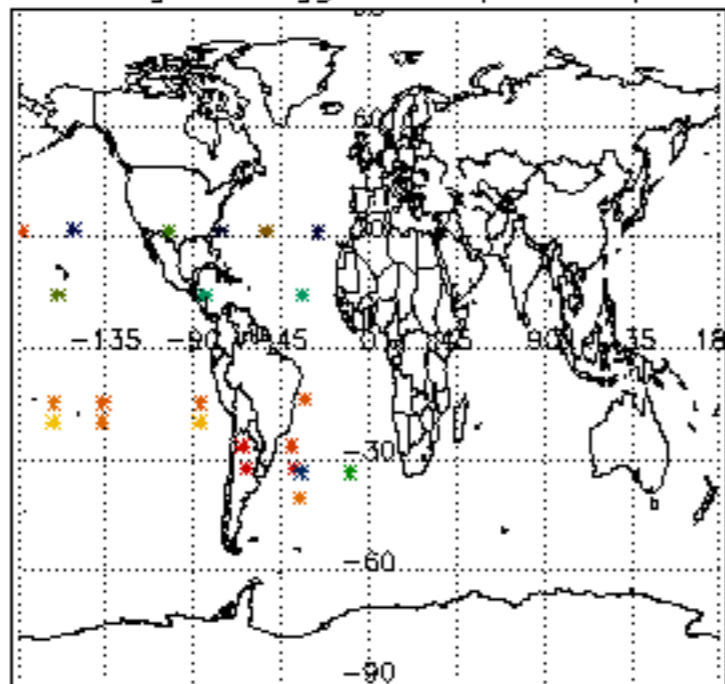
Percentage of flagged data per D3 profile



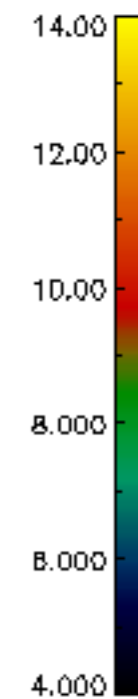
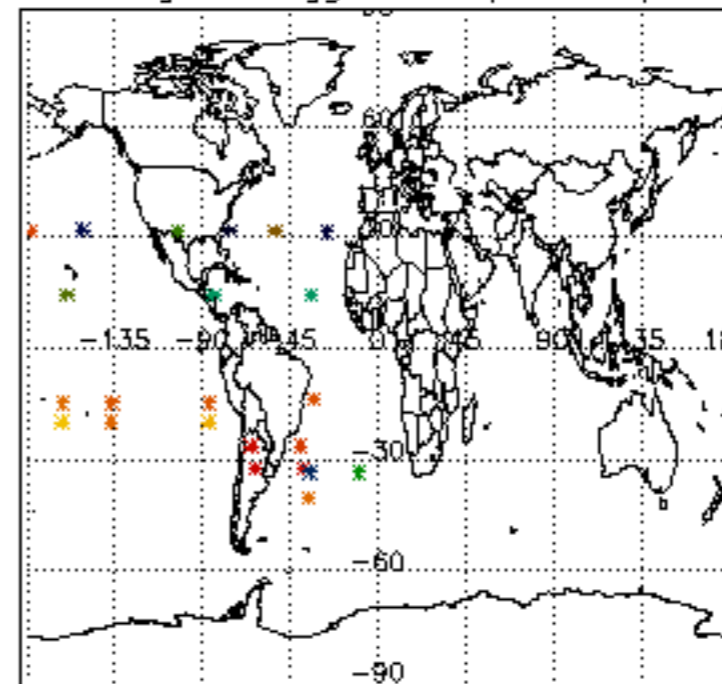
Percentage of flagged data per H2O profile

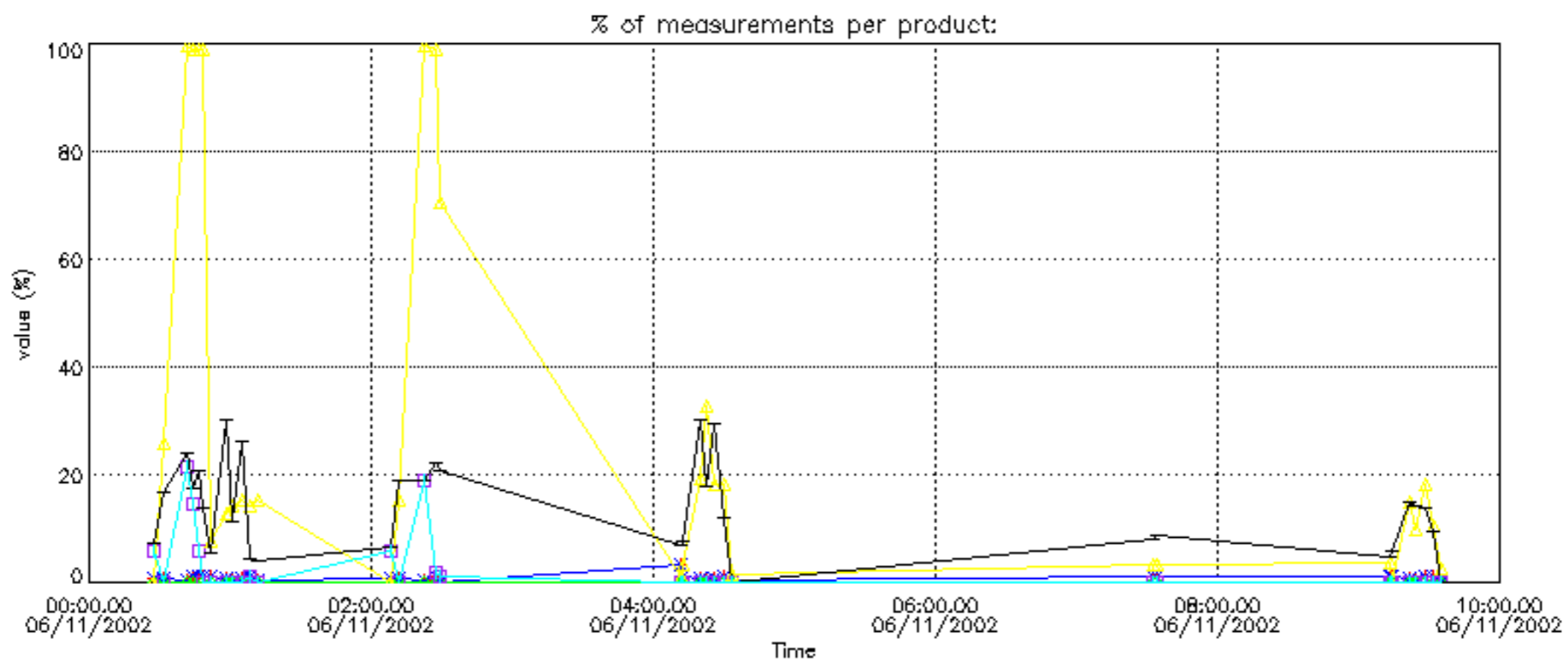


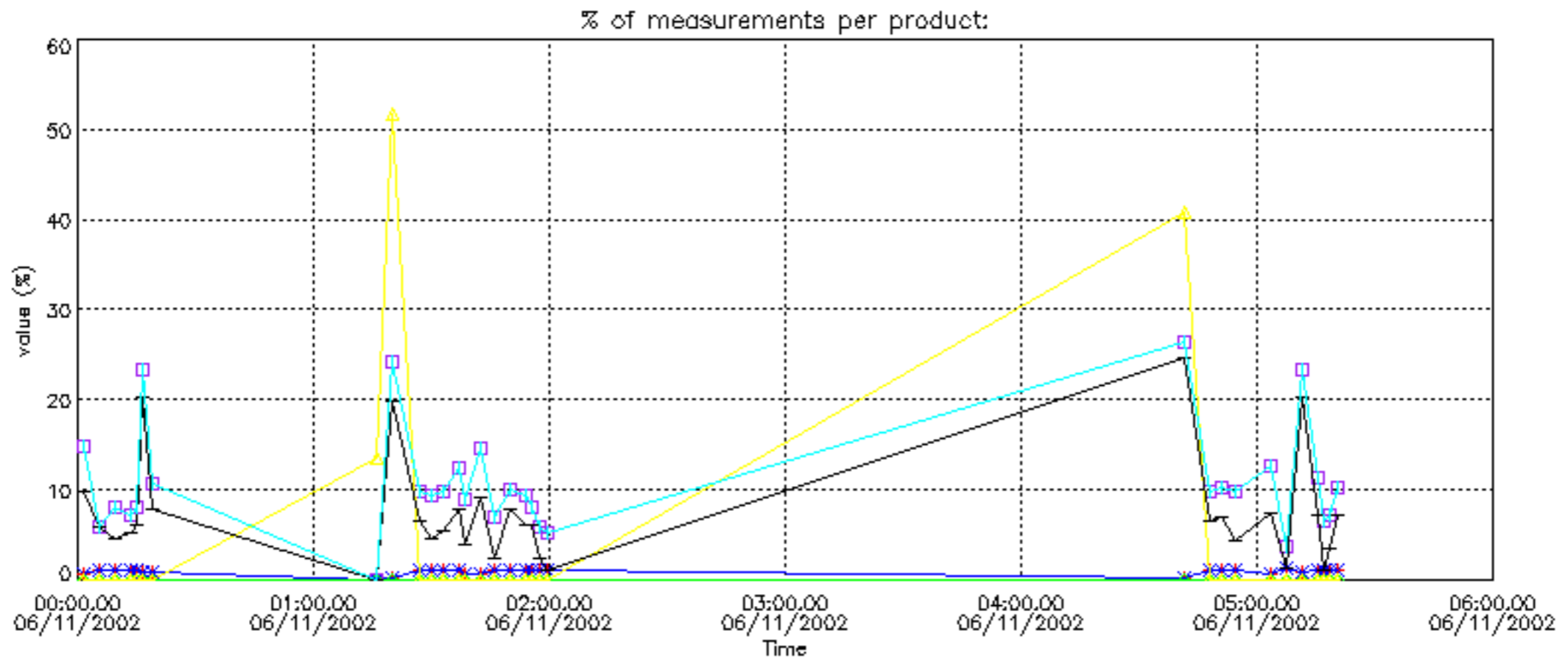
Percentage of flagged data per NO2 profile



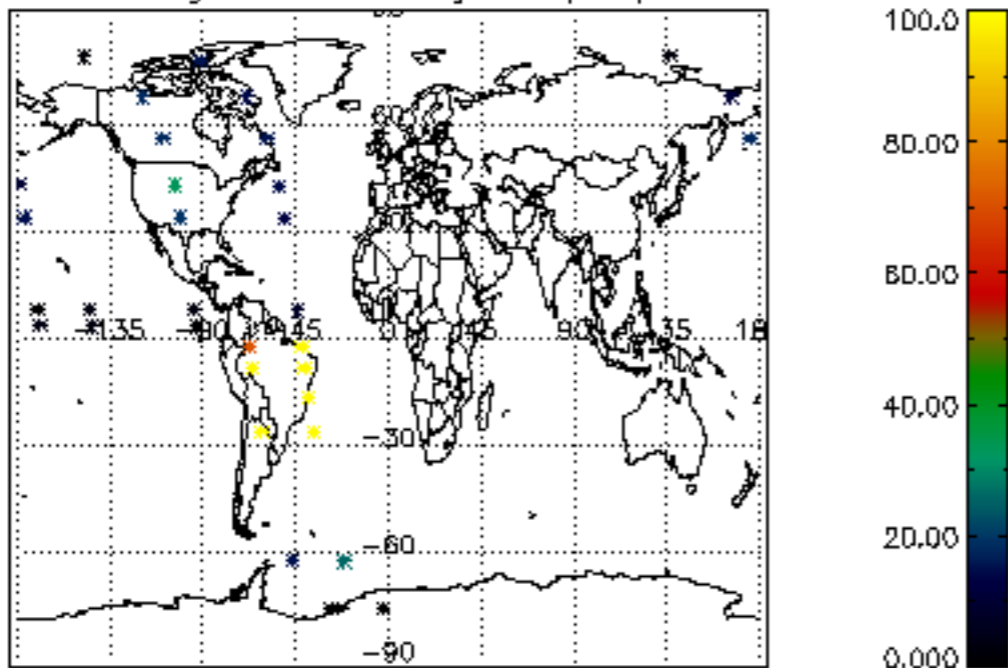
Percentage of flagged data per NO3 profile



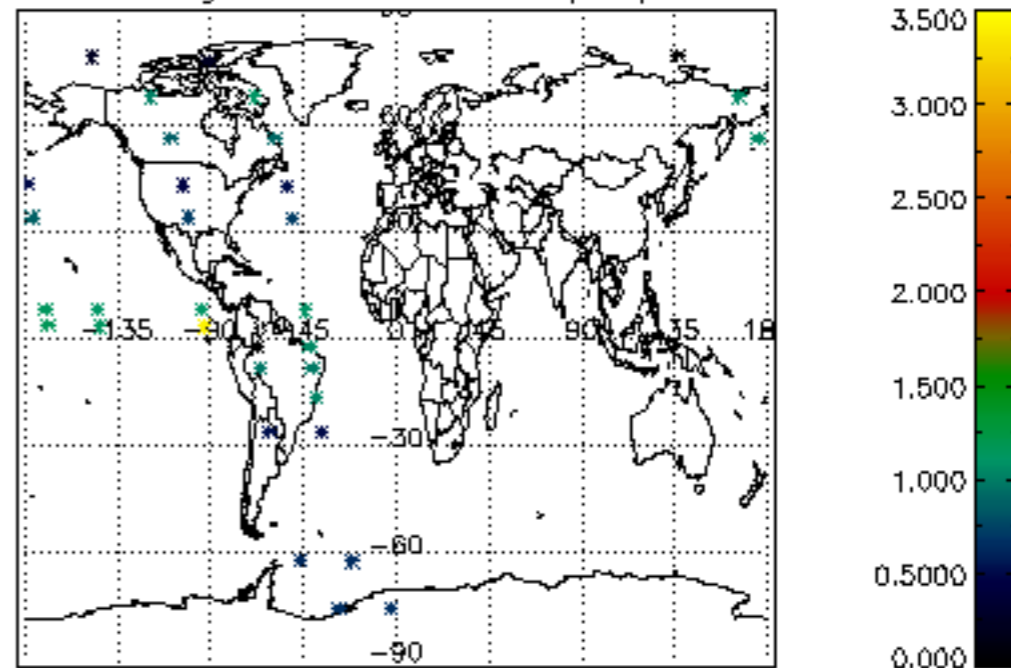




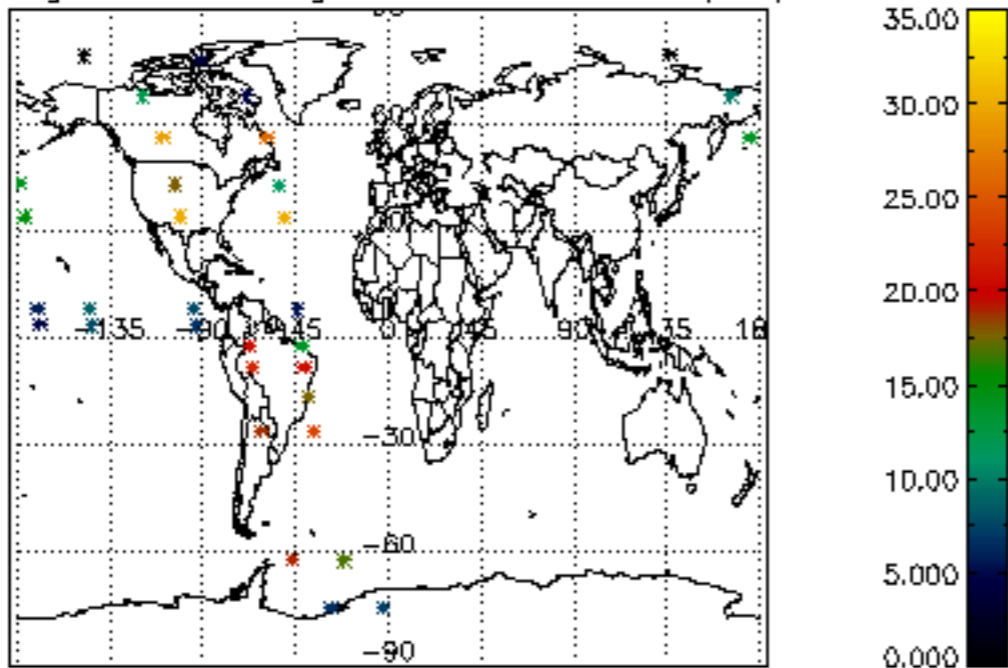
Percentage of cosmic ray hits per profile



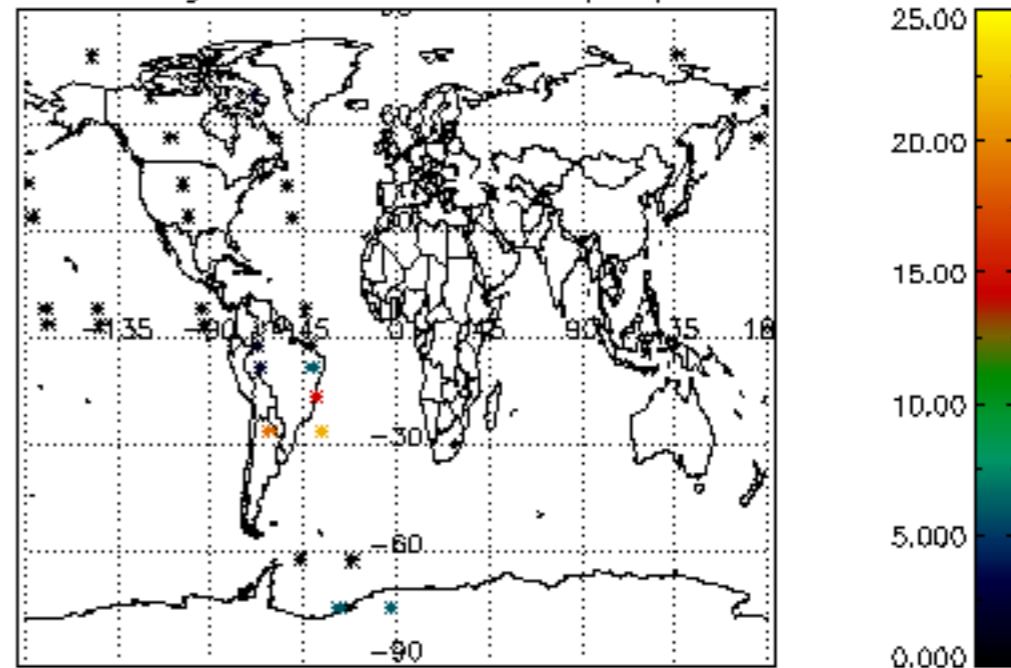
Percentage of datation errors per profile



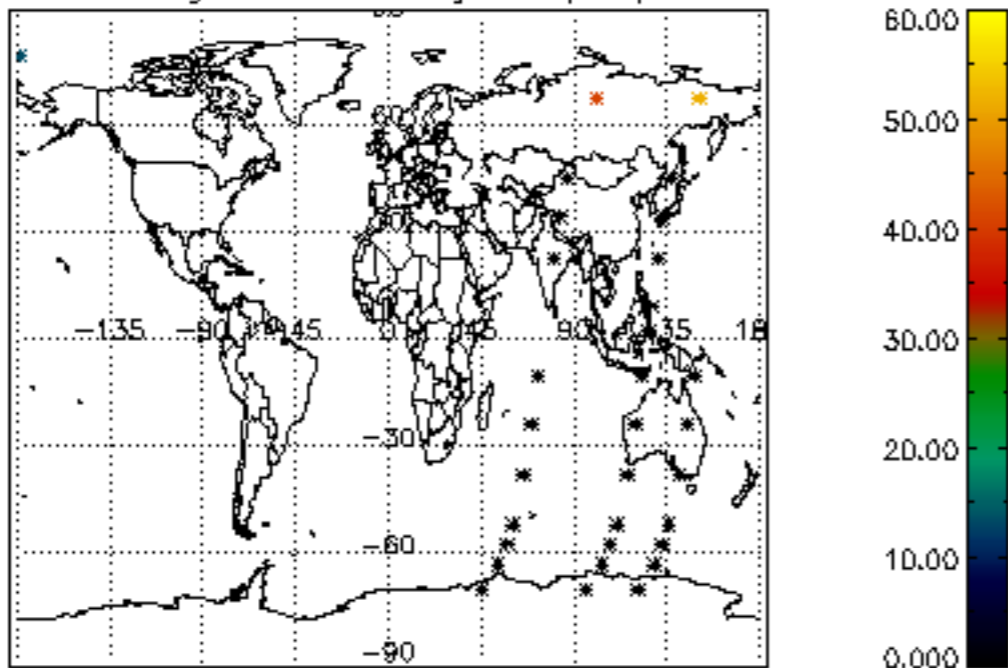
Percentage of star falling outside central band per profile



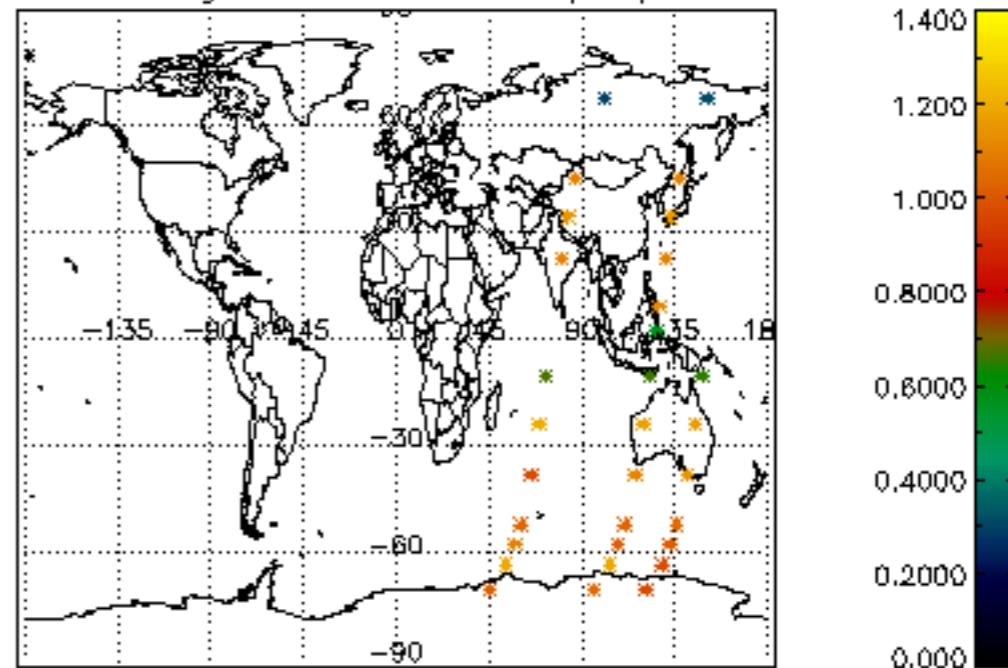
Percentage of saturation errors per profile



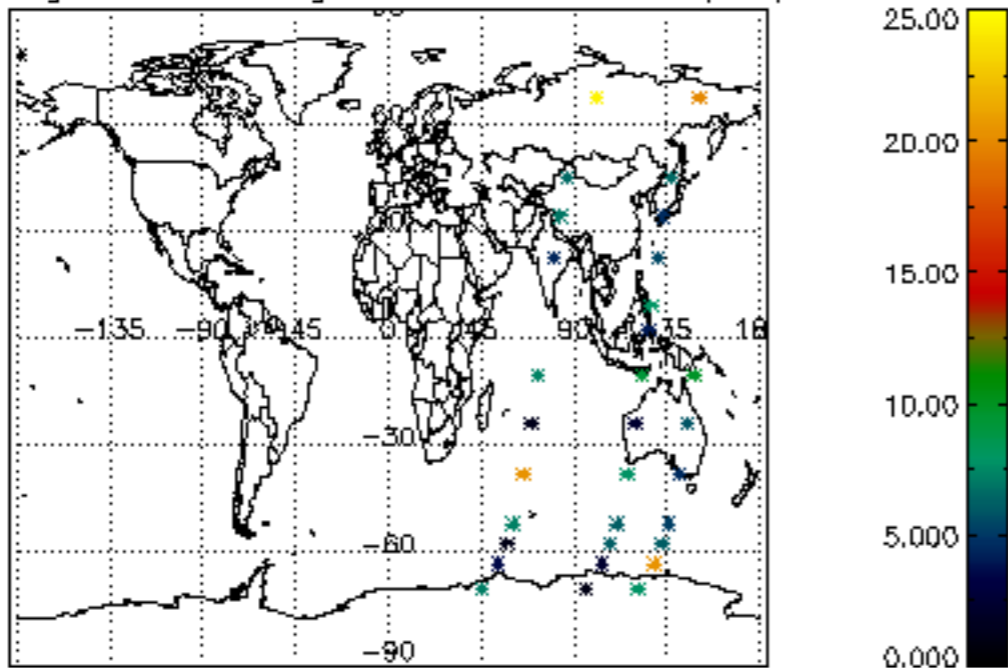
Percentage of cosmic ray hits per profile



Percentage of datation errors per profile



Percentage of star falling outside central band per profile



Percentage of saturation errors per profile

