

GOMOS Level 2 Daily Report

SUMMARY

[1. General Info](#)

[2. Summary of processed GOM_NL_2P products](#)

[3. Level 2 Quality information per product](#)

[3.1 Plot of level 2 quality information per product \(time dependant\)](#)

[3.2 Plot of level 2 quality information per product \(world map\)](#)

[4. Level 1 Quality information per product \(stored on level 2 products\)](#)

[4.1 Plot of level 1 quality information per product \(time dependant\)](#)

[4.1.1 Plot of level 1 quality information per product \(time dependant\): ASCENDING](#)

[4.1.2 Plot of level 1 quality information per product \(time dependant\): DESCENDING](#)

[4.2 Plot of level 1 quality information per product \(world map\)](#)

[4.2.1 Plot of level 1 quality information per product \(world map\): ASCENDING](#)

[4.2.2 Plot of level 1 quality information per product \(world map\): DESCENDING](#)

[5. Ozone profiles based on quality statistics and other trace gas profiles](#)

[5.1 Ozone statistics based on quality of products](#)

[5.2 Plot ozone profiles for all STD \(dark without errors\)](#)

[5.3 Plot ozone profiles where STD < 20% \(dark without errors\)](#)

[5.4. Plot ozone profiles where STD < 10% \(dark without errors\)](#)

[5.5. Plot ozone profiles where STD < 5% \(dark without errors\)](#)

[5.6 Plot NO2 profiles for all STD \(dark without errors\)](#)

[5.7 Plot NO3 profiles for all STD \(dark without errors\)](#)

[5.8 Plot H2O profiles \(only for occultations of stars 1,2,3,4,13,14,16,26,63 dark without errors\) for all STD](#)

[6. Auxiliary Data Files used for the production reported in section 2](#)

This report presents the daily analysis on parameters extracted from GOMOS level 2 data (GOM_NL__2P). It is intended to monitor some important parameters that will impact the quality of these products. A list of level 2 products (and content) that have arrived during the reporting day to the PCF is also given.

Item	Value
Time of report generation	17APR2013 19:56:42
Data source version	GOMOS/6.01
Start time of products	04-11-2002 (04NOV2002 00:00:00)
Stop time of products	05-11-2002 (05NOV2002 00:00:00)
Store outputs in DB	Yes
Nb of level 2 prods	230
Nb of prods with errors	1

2. Summary of processed GOM_NL__2P products.

Nr	Filename	UTC Start time	Limb	Duration	Star Id	Star Name	Star Mag	Star Temp	Nb Meas	Orbit	Prod. error
1	GOM_NL__2PRFIN20021104_000338_000000962010_00488_03548_2873.N1	04-NOV-2002 00:03:38	Dark	95.500	48	30Alp Hya	1.9770	4100.0	191	3548	No
2	GOM_NL__2PRFIN20021104_000710_000000442010_00488_03548_2874.N1	04-NOV-2002 00:07:10	Dark	44.000	64	Gam Cen	2.2000	10600.	88	3548	No
3	GOM_NL__2PRFIN20021104_000928_000000582010_00488_03548_2875.N1	04-NOV-2002 00:09:28	Dark	58.000	26	Gam Cru	1.6240	2900.0	116	3548	No
4	GOM_NL__2PRFIN20021104_001108_000000472010_00488_03548_2876.N1	04-NOV-2002 00:11:08	Dark	47.000	12	Alp1Cru	0.77500	30000.	94	3548	No
5	GOM_NL__2PRFIN20021104_002053_000000632010_00489_03549_2860.N1	04-NOV-2002 00:20:53	Dark	62.500	2	Alp Car	-0.73600	7000.0	125	3549	No
6	GOM_NL__2PRFIN20021104_002257_000001172010_00489_03549_2861.N1	04-NOV-2002 00:22:57	Dark	117.00	23	21Eps CMa	1.5020	26000.	234	3549	No
7	GOM_NL__2PRFIN20021104_002608_000000452010_00489_03549_2862.N1	04-NOV-2002 00:26:08	Dark	45.000	143	Alp Hyi	2.8570	7200.0	90	3549	No
8	GOM_NL__2PRFIN20021104_002730_000000512010_00489_03549_2863.N1	04-NOV-2002 00:27:30	Dark	50.500	9	Alp Eri	0.45300	24000.	101	3549	No
9	GOM_NL__2PRFIN20021104_003054_000000482010_00489_03549_2864.N1	04-NOV-2002 00:30:54	Straylight	48.000	157	The1Eri	2.9060	9300.0	96	3549	No
10	GOM_NL__2PRFIN20021104_003401_000002192010_00489_03549_2865.N1	04-NOV-2002 00:34:01	Straylight	219.00	1	9Alp CMa	-1.4400	11000.	438	3549	No
11	GOM_NL__2PRFIN20021104_003852_000000522010_00489_03549_2866.N1	04-NOV-2002 00:38:52	Straylight	51.500	52	16Bet Cet	2.0370	4500.0	103	3549	No
12	GOM_NL__2PRFIN20021104_004458_000000652010_00489_03549_2867.N1	04-NOV-2002 00:44:58	Twilight_stray	64.500	94	92Alp Cet	2.5260	3100.0	129	3549	No
13	GOM_NL__2PRFIN20021104_004825_000000432010_00489_03549_2868.N1	04-NOV-2002 00:48:25	Bright	43.000	140	88Gam Peg	2.8340	26000.	86	3549	No
14	GOM_NL__2PRFIN20021104_005020_000000492010_00489_03549_2869.N1	04-NOV-2002 00:50:20	Bright	48.500	50	13Alp Ari	2.0070	4250.0	97	3549	No
15	GOM_NL__2PRFIN20021104_005216_000000452010_00489_03549_2870.N1	04-NOV-2002 00:52:16	Bright	44.500	58	21Alp And	2.0730	11000.	89	3549	No
16	GOM_NL__2PRFIN20021104_005347_000000472010_00489_03549_2871.N1	04-NOV-2002 00:53:47	Bright	47.000	173	4Bet Tri	3.0040	8900.0	94	3549	No
17	GOM_NL__2PRFIN20021104_005548_000000492010_00489_03549_2872.N1	04-NOV-2002 00:55:48	Bright	49.000	73	57Gam1And	2.2600	13100.	98	3549	No
18	GOM_NL__2PRFIN20021104_005928_000000442010_00489_03549_2873.N1	04-NOV-2002 00:59:28	Bright	43.500	68	18Alp Cas	2.2250	4500.0	87	3549	No
19	GOM_NL__2PRFIN20021104_010218_000000902010_00489_03549_2874.N1	04-NOV-2002 01:02:18	Bright	90.000	114	3Iot Aur	2.6930	4600.0	180	3549	No
20	GOM_NL__2PRFIN20021104_010535_000000802010_00489_03549_2875.N1	04-NOV-2002 01:05:35	Bright	79.500	6	13Alp Aur	0.080000	3400.0	159	3549	No
21	GOM_NL__2PRFIN20021104_010841_000000452010_00489_03549_2876.N1	04-NOV-2002 01:08:41	Bright	44.500	49	1Alp UMi	1.9900	6300.0	89	3549	No
22	GOM_NL__2PRFIN20021104_011240_000000402010_00489_03549_2877.N1	04-NOV-2002 01:12:40	Bright	40.000	60	7Bet UMi	2.0810	3950.0	80	3549	No
23	GOM_NL__2PRFIN20021104_011644_000000522010_00489_03549_2878.N1	04-NOV-2002 01:16:44	Bright	52.000	36	50Alp UMa	1.8000	6300.0	104	3549	No
24	GOM_NL__2PRFIN20021104_011823_000000492010_00489_03549_2879.N1	04-NOV-2002 01:18:23	Bright	48.500	82	48Bet UMa	2.3650	10600.	97	3549	No
25	GOM_NL__2PRFIN20021104_012205_000000502010_00489_03549_2880.N1	04-NOV-2002 01:22:05	Bright	49.500	174	52Psi UMa	3.0040	4400.0	99	3549	No
26	GOM_NL__2PRFIN20021104_013023_000000722010_00489_03549_2881.N1	04-NOV-2002 01:30:23	Bright	71.500	166	17Eps Leo	2.9800	6000.0	143	3549	No
27	GOM_NL__2PRFIN20021104_013422_000000712010_00489_03549_2882.N1	04-NOV-2002 01:34:22	Bright	70.500	22	32Alp Leo	1.3600	15200.	141	3549	No
28	GOM_NL__2PRFIN20021104_014416_000000892010_00489_03549_2883.N1	04-NOV-2002 01:44:16	Dark	88.500	48	30Alp Hya	1.9770	4100.0	177	3549	No
29	GOM_NL__2PRFIN20021104_014745_000000492010_00489_03549_2884.N1	04-NOV-2002 01:47:45	Dark	48.500	64	Gam Cen	2.2000	10600.	97	3549	No
30	GOM_NL__2PRFIN20021104_015003_000000522010_00489_03549_2885.N1	04-NOV-2002 01:50:03	Dark	51.500	26	Gam Cru	1.6240	2900.0	103	3549	No
31	GOM_NL__2PRFIN20021104_015144_000000462010_00489_03549_2886.N1	04-NOV-2002 01:51:44	Dark	45.500	12	Alp1Cru	0.77500	30000.	91	3549	No
32	GOM_NL__2PRFIN20021104_015421_000000492010_00490_03550_2354.N1	04-NOV-2002 01:54:21	Dark	49.000	71	Iot Car	2.2460	7700.0	98	3550	No
33	GOM_NL__2PRFIN20021104_020130_000000592010_00490_03550_2355.N1	04-NOV-2002 02:01:30	Dark	58.500	2	Alp Car	-0.73600	7000.0	117	3550	No
34	GOM_NL__2PRFIN20021104_020335_000000992010_00490_03550_2356.N1	04-NOV-2002 02:03:35	Dark	98.500	23	21Eps CMa	1.5020	26000.	197	3550	No
35	GOM_NL__2PRFIN20021104_020644_000000442010_00490_03550_2357.N1	04-NOV-2002 02:06:44	Dark	44.000	143	Alp Hyi	2.8570	7200.0	88	3550	No
36	GOM_NL__2PRFIN20021104_020807_000000492010_00490_03550_2358.N1	04-NOV-2002 02:08:07	Dark	49.000	9	Alp Eri	0.45300	24000.	98	3550	No
37	GOM_NL__2PRFIN20021104_021130_000000492010_00490_03550_2359.N1	04-NOV-2002 02:11:30	Straylight	48.500	157	The1Eri	2.9060	9300.0	97	3550	No
38	GOM_NL__2PRFIN20021104_021430_000002162010_00490_03550_2360.N1	04-NOV-2002 02:14:30	Straylight	216.00	47	2Bet CMa	1.9760	28000.	432	3550	No
39	GOM_NL__2PRFIN20021104_021928_000000532010_00490_03550_2361.N1	04-NOV-2002 02:19:28	Straylight	52.500	52	16Bet Cet	2.0370	4500.0	105	3550	No
40	GOM_NL__2PRFIN20021104_022534_000000702010_00490_03550_2362.N1	04-NOV-2002 02:25:34	Twilight_stray	70.000	94	92Alp Cet	2.5260	3100.0	140	3550	No
41	GOM_NL__2PRFIN20021104_022901_000000432010_00490_03550_2363.N1	04-NOV-2002 02:29:01	Bright	43.000	140	88Gam Peg	2.8340	26000.	86	3550	No
42	GOM_NL__2PRFIN20021104_023057_000000482010_00490_03550_2364.N1	04-NOV-2002 02:30:57	Bright	48.000	50	13Alp Ari	2.0070	4250.0	96	3550	No

43	GOM_NL__2PRFIN20021104_023252_000000452010_00490_03550_2365.N1	04-NOV-2002 02:32:52	Bright	44.500	58	21Alp And	2.0730	11000.	89	3550	No
44	GOM_NL__2PRFIN20021104_023625_000000492010_00490_03550_2366.N1	04-NOV-2002 02:36:25	Bright	49.000	73	57Gam1And	2.2600	13100.	98	3550	No
45	GOM_NL__2PRFIN20021104_024004_000000452010_00490_03550_2367.N1	04-NOV-2002 02:40:04	Bright	44.500	68	18Alp Cas	2.2250	4500.0	89	3550	No
46	GOM_NL__2PRFIN20021104_024252_000000952010_00490_03550_2368.N1	04-NOV-2002 02:42:52	Bright	94.500	114	31ot Aur	2.6930	4600.0	189	3550	No
47	GOM_NL__2PRFIN20021104_024610_000000772010_00490_03550_2369.N1	04-NOV-2002 02:46:10	Bright	76.500	6	13Alp Aur	0.080000	3400.0	153	3550	No
48	GOM_NL__2PRFIN20021104_024917_000000442010_00490_03550_2370.N1	04-NOV-2002 02:49:17	Bright	44.000	49	1Alp UMi	1.9900	6300.0	88	3550	No
49	GOM_NL__2PRFIN20021104_025316_000000452010_00490_03550_2371.N1	04-NOV-2002 02:53:16	Bright	45.000	60	7Bet UMi	2.0810	3950.0	90	3550	No
50	GOM_NL__2PRFIN20021104_025720_000000512010_00490_03550_2372.N1	04-NOV-2002 02:57:20	Bright	51.000	36	50Alp UMa	1.8000	6300.0	102	3550	No
51	GOM_NL__2PRFIN20021104_025859_000000482010_00490_03550_2373.N1	04-NOV-2002 02:58:59	Bright	47.500	82	48Bet UMa	2.3650	10600.	95	3550	No
52	GOM_NL__2PRFIN20021104_030241_000000522010_00490_03550_2374.N1	04-NOV-2002 03:02:41	Bright	51.500	174	52Psi UMa	3.0040	4400.0	103	3550	No
53	GOM_NL__2PRFIN20021104_031100_000000722010_00490_03550_2375.N1	04-NOV-2002 03:11:00	Bright	72.000	166	17Eps Leo	2.9800	6000.0	144	3550	No
54	GOM_NL__2PRFIN20021104_031458_000000762010_00490_03550_2376.N1	04-NOV-2002 03:14:58	Bright	76.000	22	32Alp Leo	1.3600	15200.	152	3550	No
55	GOM_NL__2PRFIN20021104_032453_000000892010_00490_03550_2377.N1	04-NOV-2002 03:24:53	Dark	88.500	48	30Alp Hya	1.9770	4100.0	177	3550	No
56	GOM_NL__2PRFIN20021104_032822_000000452010_00490_03550_2378.N1	04-NOV-2002 03:28:22	Dark	45.000	64	Gam Cen	2.2000	10600.	90	3550	No
57	GOM_NL__2PRFIN20021104_033040_000000512010_00490_03550_2379.N1	04-NOV-2002 03:30:40	Dark	51.000	26	Gam Cru	1.6240	2900.0	102	3550	No
58	GOM_NL__2PRFIN20021104_033220_000000502010_00490_03550_2380.N1	04-NOV-2002 03:32:20	Dark	49.500	12	Alp1Cru	0.77500	30000.	99	3550	No
59	GOM_NL__2PRFIN20021104_033457_000000482010_00491_03551_2357.N1	04-NOV-2002 03:34:57	Dark	48.000	71	1ot Car	2.2460	7700.0	96	3551	No
60	GOM_NL__2PRFIN20021104_034206_000000582010_00491_03551_2358.N1	04-NOV-2002 03:42:06	Dark	57.500	2	Alp Car	-0.73600	7000.0	115	3551	No
61	GOM_NL__2PRFIN20021104_034413_000001042010_00491_03551_2359.N1	04-NOV-2002 03:44:13	Dark	104.00	23	21Eps CMa	1.5020	26000.	208	3551	No
62	GOM_NL__2PRFIN20021104_034720_000000442010_00491_03551_2360.N1	04-NOV-2002 03:47:20	Dark	44.000	143	Alp Hyi	2.8570	7200.0	88	3551	No
63	GOM_NL__2PRFIN20021104_034843_000000492010_00491_03551_2361.N1	04-NOV-2002 03:48:43	Dark	48.500	9	Alp Eri	0.45300	24000.	97	3551	No
64	GOM_NL__2PRFIN20021104_035206_000000502010_00491_03551_2362.N1	04-NOV-2002 03:52:06	Straylight	50.000	157	The1Eri	2.9060	9300.0	100	3551	No
65	GOM_NL__2PRFIN20021104_035507_000002162010_00491_03551_2363.N1	04-NOV-2002 03:55:07	Straylight	216.00	47	2Bet CMa	1.9760	28000.	432	3551	No
66	GOM_NL__2PRFIN20021104_040004_000000512010_00491_03551_2364.N1	04-NOV-2002 04:00:04	Straylight	51.000	52	16Bet Cet	2.0370	4500.0	102	3551	No
67	GOM_NL__2PRFIN20021104_040609_000000662010_00491_03551_2365.N1	04-NOV-2002 04:06:09	Tw_i_and_stray	65.500	94	92Alp Cet	2.5260	3100.0	131	3551	No
68	GOM_NL__2PRFIN20021104_040938_000000432010_00491_03551_2366.N1	04-NOV-2002 04:09:38	Bright	43.000	140	88Gam Peg	2.8340	26000.	86	3551	No
69	GOM_NL__2PRFIN20021104_041132_000000512010_00491_03551_2367.N1	04-NOV-2002 04:11:32	Bright	50.500	50	13Alp Ari	2.0070	4250.0	101	3551	No
70	GOM_NL__2PRFIN20021104_041328_000000442010_00491_03551_2368.N1	04-NOV-2002 04:13:28	Bright	43.500	58	21Alp And	2.0730	11000.	87	3551	No
71	GOM_NL__2PRFIN20021104_041700_000000492010_00491_03551_2369.N1	04-NOV-2002 04:17:00	Bright	49.000	73	57Gam1And	2.2600	13100.	98	3551	No
72	GOM_NL__2PRFIN20021104_042040_000000432010_00491_03551_2370.N1	04-NOV-2002 04:20:40	Bright	43.000	68	18Alp Cas	2.2250	4500.0	86	3551	No
73	GOM_NL__2PRFIN20021104_042326_000000952010_00491_03551_2371.N1	04-NOV-2002 04:23:26	Bright	95.000	114	31ot Aur	2.6930	4600.0	190	3551	No
74	GOM_NL__2PRFIN20021104_042645_000000822010_00491_03551_2372.N1	04-NOV-2002 04:26:45	Bright	82.000	6	13Alp Aur	0.080000	3400.0	164	3551	No
75	GOM_NL__2PRFIN20021104_042954_000000442010_00491_03551_2373.N1	04-NOV-2002 04:29:54	Bright	44.000	49	1Alp UMi	1.9900	6300.0	88	3551	No
76	GOM_NL__2PRFIN20021104_043353_000000452010_00491_03551_2374.N1	04-NOV-2002 04:33:53	Bright	44.500	60	7Bet UMi	2.0810	3950.0	89	3551	No
77	GOM_NL__2PRFIN20021104_043757_000000472010_00491_03551_2375.N1	04-NOV-2002 04:37:57	Bright	47.000	36	50Alp UMa	1.8000	6300.0	94	3551	No
78	GOM_NL__2PRFIN20021104_043935_000000492010_00491_03551_2376.N1	04-NOV-2002 04:39:35	Bright	48.500	82	48Bet UMa	2.3650	10600.	97	3551	No
79	GOM_NL__2PRFIN20021104_044320_000000472010_00491_03551_2377.N1	04-NOV-2002 04:43:20	Bright	47.000	174	52Psi UMa	3.0040	4400.0	94	3551	No
80	GOM_NL__2PRFIN20021104_045136_000000722010_00491_03551_2378.N1	04-NOV-2002 04:51:36	Bright	71.500	166	17Eps Leo	2.9800	6000.0	143	3551	No
81	GOM_NL__2PRFIN20021104_045535_000000752010_00491_03551_2379.N1	04-NOV-2002 04:55:35	Bright	75.000	22	32Alp Leo	1.3600	15200.	150	3551	No
82	GOM_NL__2PRFIN20021104_050531_000000872010_00491_03551_2380.N1	04-NOV-2002 05:05:31	Dark	87.000	48	30Alp Hya	1.9770	4100.0	174	3551	No
83	GOM_NL__2PRFIN20021104_050858_000000482010_00491_03551_2381.N1	04-NOV-2002 05:08:58	Dark	47.500	64	Gam Cen	2.2000	10600.	95	3551	No
84	GOM_NL__2PRFIN20021104_051116_000000592010_00491_03551_2382.N1	04-NOV-2002 05:11:16	Dark	58.500	26	Gam Cru	1.6240	2900.0	117	3551	No
85	GOM_NL__2PRFIN20021104_051256_000000522010_00491_03551_2383.N1	04-NOV-2002 05:12:56	Dark	51.500	12	Alp1Cru	0.77500	30000.	103	3551	No
86	GOM_NL__2PRFIN20021104_051534_000000492010_00492_03552_2380.N1	04-NOV-2002 05:15:34	Dark	49.000	71	1ot Car	2.2460	7700.0	98	3552	No
87	GOM_NL__2PRFIN20021104_052243_000000572010_00492_03552_2381.N1	04-NOV-2002 05:22:43	Dark	57.000	2	Alp Car	-0.73600	7000.0	114	3552	No
88	GOM_NL__2PRFIN20021104_052450_000000982010_00492_03552_2382.N1	04-NOV-2002 05:24:50	Dark	97.500	23	21Eps CMa	1.5020	26000.	195	3552	No
89	GOM_NL__2PRFIN20021104_052756_000000442010_00492_03552_2383.N1	04-NOV-2002 05:27:56	Dark	44.000	143	Alp Hyi	2.8570	7200.0	88	3552	No
90	GOM_NL__2PRFIN20021104_052919_000000502010_00492_03552_2384.N1	04-NOV-2002 05:29:19	Dark	50.000	9	Alp Eri	0.45300	24000.	100	3552	No
91	GOM_NL__2PRFIN20021104_053242_000000502010_00492_03552_2385.N1	04-NOV-2002 05:32:42	Straylight	50.000	157	The1Eri	2.9060	9300.0	100	3552	No
92	GOM_NL__2PRFIN20021104_053544_000002162010_00492_03552_2386.N1	04-NOV-2002 05:35:44	Straylight	216.00	47	2Bet CMa	1.9760	28000.	432	3552	No
93	GOM_NL__2PRFIN20021104_054040_000000512010_00492_03552_2387.N1	04-NOV-2002 05:40:40	Straylight	51.000	52	16Bet Cet	2.0370	4500.0	102	3552	No
94	GOM_NL__2PRFIN20021104_054645_000000632010_00492_03552_2388.N1	04-NOV-2002 05:46:45	Tw_i_and_stray	63.000	94	92Alp Cet	2.5260	3100.0	126	3552	No
95	GOM_NL__2PRFIN20021104_055014_000000422010_00492_03552_2389.N1	04-NOV-2002 05:50:14	Bright	42.000	140	88Gam Peg	2.8340	26000.	84	3552	No
96	GOM_NL__2PRFIN20021104_055208_000000502010_00492_03552_2390.N1	04-NOV-2002 05:52:08	Bright	49.500	50	13Alp Ari	2.0070	4250.0	99	3552	No
97	GOM_NL__2PRFIN20021104_055405_000000442010_00492_03552_2391.N1	04-NOV-2002 05:54:05	Bright	43.500	58	21Alp And	2.0730	11000.	87	3552	No
98	GOM_NL__2PRFIN20021104_055736_000000482010_00492_03552_2392.N1	04-NOV-2002 05:57:36	Bright	48.000	73	57Gam1And	2.2600	13100.	96	3552	No
99	GOM_NL__2PRFIN20021104_060116_000000432010_00492_03552_2393.N1	04-NOV-2002 06:01:16	Bright	42.500	68	18Alp Cas	2.2250	4500.0	85	3552	No
100	GOM_NL__2PRFIN20021104_060400_000000972010_00492_03552_2394.N1	04-NOV-2002 06:04:00	Bright	96.500	114	31ot Aur	2.6930	4600.0	193	3552	No
101	GOM_NL__2PRFIN20021104_060719_000000782010_00492_03552_2395.N1	04-NOV-2002 06:07:19	Bright	77.500	6	13Alp Aur	0.080000	3400.0	155	3552	No

102	GOM_NL__2PRFIN20021104_061030_000000452010_00492_03552_2396.N1	04-NOV-2002 06:10:30	Bright	45.000	49	1Alp UMi	1.9900	6300.0	90	3552	No
103	GOM_NL__2PRFIN20021104_061429_000000452010_00492_03552_2397.N1	04-NOV-2002 06:14:29	Bright	44.500	60	7Bet UMi	2.0810	3950.0	89	3552	No
104	GOM_NL__2PRFIN20021104_061834_000000482010_00492_03552_2398.N1	04-NOV-2002 06:18:34	Bright	48.000	36	50Alp UMa	1.8000	6300.0	96	3552	No
105	GOM_NL__2PRFIN20021104_062011_000000452010_00492_03552_2399.N1	04-NOV-2002 06:20:11	Bright	45.000	82	48Bet UMa	2.3650	10600.	90	3552	No
106	GOM_NL__2PRFIN20021104_062356_000000472010_00492_03552_2400.N1	04-NOV-2002 06:23:56	Bright	47.000	174	52Psi UMa	3.0040	4400.0	94	3552	No
107	GOM_NL__2PRFIN20021104_063213_000000692010_00492_03552_2401.N1	04-NOV-2002 06:32:13	Bright	69.000	166	17Eps Leo	2.9800	6000.0	138	3552	No
108	GOM_NL__2PRFIN20021104_063612_000000762010_00492_03552_2402.N1	04-NOV-2002 06:36:12	Bright	76.000	22	32Alp Leo	1.3600	15200.	152	3552	No
109	GOM_NL__2PRFIN20021104_064609_000000992010_00492_03552_2403.N1	04-NOV-2002 06:46:09	Dark	99.000	48	30Alp Hya	1.9770	4100.0	198	3552	No
110	GOM_NL__2PRFIN20021104_064933_000000472010_00492_03552_2404.N1	04-NOV-2002 06:49:33	Dark	46.500	64	Gam Cen	2.2000	10600.	93	3552	No
111	GOM_NL__2PRFIN20021104_065152_000000512010_00492_03552_2405.N1	04-NOV-2002 06:51:52	Dark	51.000	26	Gam Cru	1.6240	2900.0	102	3552	No
112	GOM_NL__2PRFIN20021104_072116_000000502010_00493_03553_2374.N1	04-NOV-2002 07:21:16	Dark	50.000	52	16Bet Cet	2.0370	4500.0	100	3553	Yes
113	GOM_NL__2PRFIN20021104_072720_000000642010_00493_03553_2375.N1	04-NOV-2002 07:27:20	Tw_i_and_stray	64.000	94	92Alp Cet	2.5260	3100.0	128	3553	No
114	GOM_NL__2PRFIN20021104_073050_000000452010_00493_03553_2376.N1	04-NOV-2002 07:30:50	Bright	44.500	140	88Gam Peg	2.8340	26000.	89	3553	No
115	GOM_NL__2PRFIN20021104_073243_000000492010_00493_03553_2377.N1	04-NOV-2002 07:32:43	Bright	49.000	50	13Alp Ari	2.0070	4250.0	98	3553	No
116	GOM_NL__2PRFIN20021104_073441_000000442010_00493_03553_2378.N1	04-NOV-2002 07:34:41	Bright	43.500	58	21Alp And	2.0730	11000.	87	3553	No
117	GOM_NL__2PRFIN20021104_073812_000000462010_00493_03553_2379.N1	04-NOV-2002 07:38:12	Bright	45.500	73	57Gam1And	2.2600	13100.	91	3553	No
118	GOM_NL__2PRFIN20021104_074152_000000442010_00493_03553_2380.N1	04-NOV-2002 07:41:52	Bright	43.500	68	18Alp Cas	2.2250	4500.0	87	3553	No
119	GOM_NL__2PRFIN20021104_074434_000000932010_00493_03553_2381.N1	04-NOV-2002 07:44:34	Bright	92.500	114	3lot Aur	2.6930	4600.0	185	3553	No
120	GOM_NL__2PRFIN20021104_074754_000001042010_00493_03553_2382.N1	04-NOV-2002 07:47:54	Bright	104.00	6	13Alp Aur	0.080000	3400.0	208	3553	No
121	GOM_NL__2PRFIN20021104_075106_000000452010_00493_03553_2383.N1	04-NOV-2002 07:51:06	Bright	44.500	49	1Alp UMi	1.9900	6300.0	89	3553	No
122	GOM_NL__2PRFIN20021104_075505_000000442010_00493_03553_2384.N1	04-NOV-2002 07:55:05	Bright	44.000	60	7Bet UMi	2.0810	3950.0	88	3553	No
123	GOM_NL__2PRFIN20021104_075910_000000482010_00493_03553_2385.N1	04-NOV-2002 07:59:10	Bright	48.000	36	50Alp UMa	1.8000	6300.0	96	3553	No
124	GOM_NL__2PRFIN20021104_080047_000000482010_00493_03553_2386.N1	04-NOV-2002 08:00:47	Bright	48.000	82	48Bet UMa	2.3650	10600.	96	3553	No
125	GOM_NL__2PRFIN20021104_080432_000000472010_00493_03553_2387.N1	04-NOV-2002 08:04:32	Bright	47.000	174	52Psi UMa	3.0040	4400.0	94	3553	No
126	GOM_NL__2PRFIN20021104_081249_000000742010_00493_03553_2388.N1	04-NOV-2002 08:12:49	Bright	73.500	166	17Eps Leo	2.9800	6000.0	147	3553	No
127	GOM_NL__2PRFIN20021104_081648_000000742010_00493_03553_2389.N1	04-NOV-2002 08:16:48	Bright	74.000	22	32Alp Leo	1.3600	15200.	148	3553	No
128	GOM_NL__2PRFIN20021104_082646_000000932010_00493_03553_2390.N1	04-NOV-2002 08:26:46	Dark	92.500	48	30Alp Hya	1.9770	4100.0	185	3553	No
129	GOM_NL__2PRFIN20021104_083010_000000462010_00493_03553_2391.N1	04-NOV-2002 08:30:10	Dark	45.500	64	Gam Cen	2.2000	10600.	91	3553	No
130	GOM_NL__2PRFIN20021104_083228_000000512010_00493_03553_2392.N1	04-NOV-2002 08:32:28	Dark	51.000	26	Gam Cru	1.6240	2900.0	102	3553	No
131	GOM_NL__2PRFIN20021104_083408_000000512010_00493_03553_2393.N1	04-NOV-2002 08:34:08	Dark	51.000	12	Alp1Cru	0.77500	30000.	102	3553	No
132	GOM_NL__2PRFIN20021104_083647_000000482010_00494_03554_2375.N1	04-NOV-2002 08:36:47	Dark	48.000	71	lot Car	2.2460	7700.0	96	3554	No
133	GOM_NL__2PRFIN20021104_084357_000000582010_00494_03554_2376.N1	04-NOV-2002 08:43:57	Dark	57.500	2	Alp Car	-0.73600	7000.0	115	3554	No
134	GOM_NL__2PRFIN20021104_084606_000000972010_00494_03554_2377.N1	04-NOV-2002 08:46:06	Dark	96.500	23	21Eps CMa	1.5020	26000.	193	3554	No
135	GOM_NL__2PRFIN20021104_084908_000000452010_00494_03554_2378.N1	04-NOV-2002 08:49:08	Dark	45.000	143	Alp Hyi	2.8570	7200.0	90	3554	No
136	GOM_NL__2PRFIN20021104_085031_000000542010_00494_03554_2379.N1	04-NOV-2002 08:50:31	Dark	54.000	9	Alp Eri	0.45300	24000.	108	3554	No
137	GOM_NL__2PRFIN20021104_085355_000000502010_00494_03554_2380.N1	04-NOV-2002 08:53:55	Straylight	49.500	157	The1Eri	2.9060	9300.0	99	3554	No
138	GOM_NL__2PRFIN20021104_085658_000002162010_00494_03554_2381.N1	04-NOV-2002 08:56:58	Straylight	216.00	47	2Bet CMa	1.9760	28000.	432	3554	No
139	GOM_NL__2PRFIN20021104_090152_000000502010_00494_03554_2382.N1	04-NOV-2002 09:01:52	Straylight	49.500	52	16Bet Cet	2.0370	4500.0	99	3554	No
140	GOM_NL__2PRFIN20021104_090756_000000642010_00494_03554_2383.N1	04-NOV-2002 09:07:56	Tw_i_and_stray	63.500	94	92Alp Cet	2.5260	3100.0	127	3554	No
141	GOM_NL__2PRFIN20021104_091126_000000442010_00494_03554_2384.N1	04-NOV-2002 09:11:26	Bright	44.000	140	88Gam Peg	2.8340	26000.	88	3554	No
142	GOM_NL__2PRFIN20021104_091319_000000502010_00494_03554_2385.N1	04-NOV-2002 09:13:19	Bright	49.500	50	13Alp Ari	2.0070	4250.0	99	3554	No
143	GOM_NL__2PRFIN20021104_091517_000000442010_00494_03554_2386.N1	04-NOV-2002 09:15:17	Bright	44.000	58	21Alp And	2.0730	11000.	88	3554	No
144	GOM_NL__2PRFIN20021104_091848_000000472010_00494_03554_2387.N1	04-NOV-2002 09:18:48	Bright	46.500	73	57Gam1And	2.2600	13100.	93	3554	No
145	GOM_NL__2PRFIN20021104_092229_000000422010_00494_03554_2388.N1	04-NOV-2002 09:22:29	Bright	42.000	68	18Alp Cas	2.2250	4500.0	84	3554	No
146	GOM_NL__2PRFIN20021104_092508_000000952010_00494_03554_2389.N1	04-NOV-2002 09:25:08	Bright	94.500	114	3lot Aur	2.6930	4600.0	189	3554	No
147	GOM_NL__2PRFIN20021104_092828_000001042010_00494_03554_2390.N1	04-NOV-2002 09:28:28	Bright	104.00	6	13Alp Aur	0.080000	3400.0	208	3554	No
148	GOM_NL__2PRFIN20021104_093142_000000412010_00494_03554_2391.N1	04-NOV-2002 09:31:42	Bright	40.500	49	1Alp UMi	1.9900	6300.0	81	3554	No
149	GOM_NL__2PRFIN20021104_093541_000000442010_00494_03554_2392.N1	04-NOV-2002 09:35:41	Bright	44.000	60	7Bet UMi	2.0810	3950.0	88	3554	No
150	GOM_NL__2PRFIN20021104_093946_000000452010_00494_03554_2393.N1	04-NOV-2002 09:39:46	Bright	45.000	36	50Alp UMa	1.8000	6300.0	90	3554	No
151	GOM_NL__2PRFIN20021104_094123_000000462010_00494_03554_2394.N1	04-NOV-2002 09:41:23	Bright	46.000	82	48Bet UMa	2.3650	10600.	92	3554	No
152	GOM_NL__2PRFIN20021104_094508_000000462010_00494_03554_2395.N1	04-NOV-2002 09:45:08	Bright	45.500	174	52Psi UMa	3.0040	4400.0	91	3554	No
153	GOM_NL__2PRFIN20021104_095326_000000742010_00494_03554_2396.N1	04-NOV-2002 09:53:26	Bright	73.500	166	17Eps Leo	2.9800	6000.0	147	3554	No
154	GOM_NL__2PRFIN20021104_095725_000000732010_00494_03554_2397.N1	04-NOV-2002 09:57:25	Bright	73.000	22	32Alp Leo	1.3600	15200.	146	3554	No
155	GOM_NL__2PRFIN20021104_100724_000000902010_00494_03554_2398.N1	04-NOV-2002 10:07:24	Dark	90.000	48	30Alp Hya	1.9770	4100.0	180	3554	No
156	GOM_NL__2PRFIN20021104_101046_000000462010_00494_03554_2399.N1	04-NOV-2002 10:10:46	Dark	46.000	64	Gam Cen	2.2000	10600.	92	3554	No
157	GOM_NL__2PRFIN20021104_101304_000000582010_00494_03554_2400.N1	04-NOV-2002 10:13:04	Dark	58.000	26	Gam Cru	1.6240	2900.0	116	3554	No
158	GOM_NL__2PRFIN20021104_101444_000000492010_00494_03554_2401.N1	04-NOV-2002 10:14:44	Dark	48.500	12	Alp1Cru	0.77500	30000.	97	3554	No
159	GOM_NL__2PRFIN20021104_101723_000000502010_00495_03555_9435.N1	04-NOV-2002 10:17:23	Dark	49.500	71	lot Car	2.2460	7700.0	99	3555	No
160	GOM_NL__2PRFIN20021104_102433_000000702010_00495_03555_9436.N1	04-NOV-2002 10:24:33	Dark	70.000	2	Alp Car	-0.73600	7000.0	140	3555	No

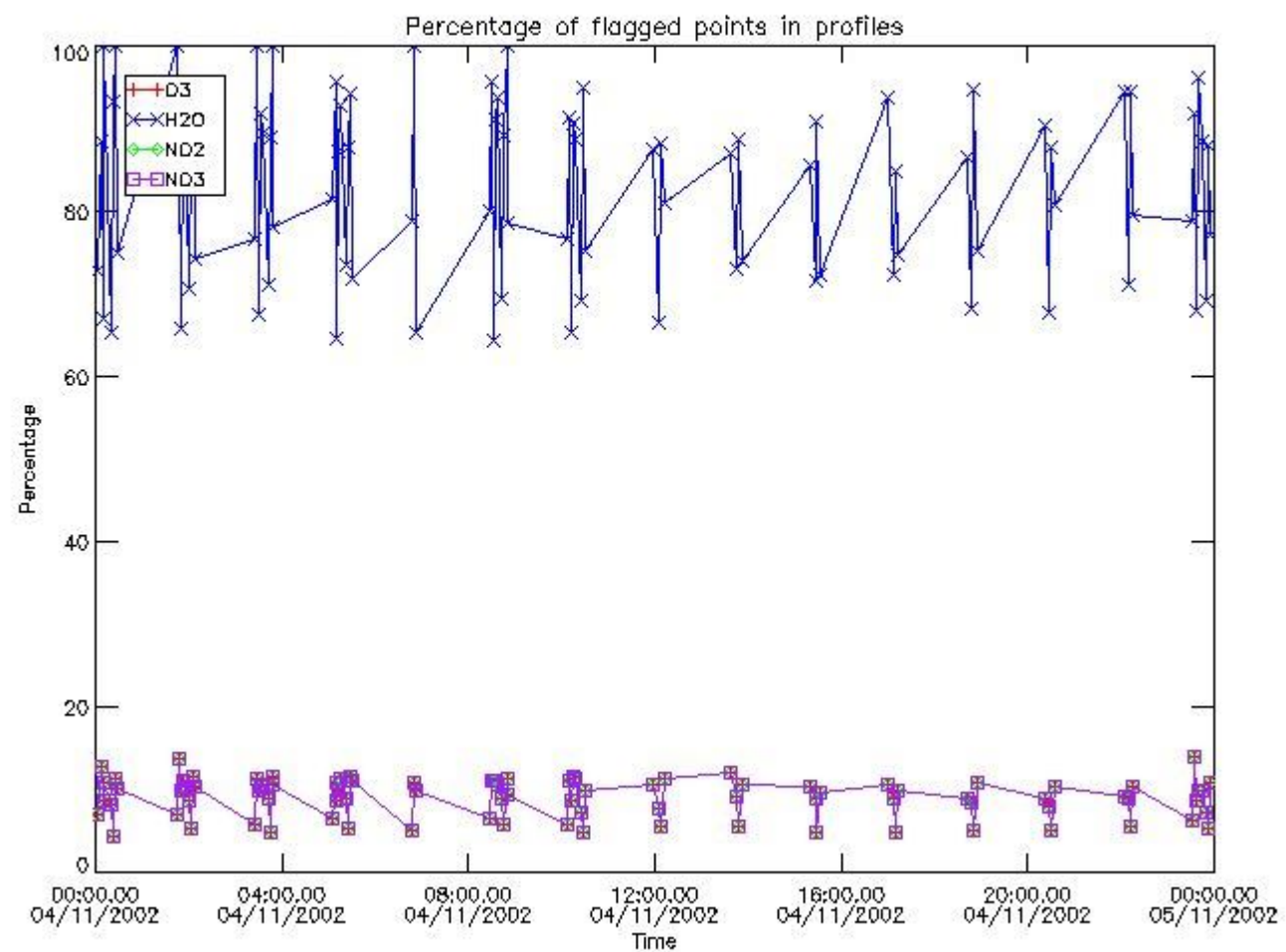
161	GOM_NL__2PRFIN20021104_102643_000001082010_00495_03555_9437.N1	04-NOV-2002 10:26:43	Dark	107.50	23	21Eps CMa	1.5020	26000.	215	3555	No
162	GOM_NL__2PRFIN20021104_103107_000000512010_00495_03555_9438.N1	04-NOV-2002 10:31:07	Dark	51.000	9	Alp Eri	0.45300	24000.	102	3555	No
163	GOM_NL__2PRFIN20021104_103431_000000482010_00495_03555_9439.N1	04-NOV-2002 10:34:31	Straylight	47.500	157	The1Eri	2.9060	9300.0	95	3555	No
164	GOM_NL__2PRFIN20021104_103748_000002192010_00495_03555_9440.N1	04-NOV-2002 10:37:48	Straylight	219.00	1	9Alp CMa	-1.4400	11000.	438	3555	No
165	GOM_NL__2PRFIN20021104_104226_000000682010_00495_03555_9441.N1	04-NOV-2002 10:42:26	Straylight	68.000	165	34Gam Eri	2.9500	3200.0	136	3555	No
166	GOM_NL__2PRFIN20021104_115800_000000482010_00496_03556_9435.N1	04-NOV-2002 11:58:00	Dark	48.000	71	lot Car	2.2460	7700.0	96	3556	No
167	GOM_NL__2PRFIN20021104_120511_000000662010_00496_03556_9436.N1	04-NOV-2002 12:05:11	Dark	66.000	2	Alp Car	-0.73600	7000.0	132	3556	No
168	GOM_NL__2PRFIN20021104_120721_000000942010_00496_03556_9437.N1	04-NOV-2002 12:07:21	Dark	94.000	23	21Eps CMa	1.5020	26000.	188	3556	No
169	GOM_NL__2PRFIN20021104_121143_000000452010_00496_03556_9438.N1	04-NOV-2002 12:11:43	Dark	45.000	9	Alp Eri	0.45300	24000.	90	3556	No
170	GOM_NL__2PRFIN20021104_121508_000000502010_00496_03556_9439.N1	04-NOV-2002 12:15:08	Straylight	50.000	157	The1Eri	2.9060	9300.0	100	3556	No
171	GOM_NL__2PRFIN20021104_121825_000002192010_00496_03556_9440.N1	04-NOV-2002 12:18:25	Straylight	219.00	1	9Alp CMa	-1.4400	11000.	438	3556	No
172	GOM_NL__2PRFIN20021104_122302_000000752010_00496_03556_9441.N1	04-NOV-2002 12:23:02	Straylight	74.500	165	34Gam Eri	2.9500	3200.0	149	3556	No
173	GOM_NL__2PRFIN20021104_133837_000000472010_00497_03557_9435.N1	04-NOV-2002 13:38:37	Dark	46.500	71	lot Car	2.2460	7700.0	93	3557	No
174	GOM_NL__2PRFIN20021104_134548_000000562010_00497_03557_9436.N1	04-NOV-2002 13:45:48	Dark	56.000	2	Alp Car	-0.73600	7000.0	112	3557	No
175	GOM_NL__2PRFIN20021104_134759_000000932010_00497_03557_9437.N1	04-NOV-2002 13:47:59	Dark	93.000	23	21Eps CMa	1.5020	26000.	186	3557	No
176	GOM_NL__2PRFIN20021104_135219_000000532010_00497_03557_9438.N1	04-NOV-2002 13:52:19	Dark	52.500	9	Alp Eri	0.45300	24000.	105	3557	No
177	GOM_NL__2PRFIN20021104_135544_000000492010_00497_03557_9439.N1	04-NOV-2002 13:55:44	Straylight	48.500	157	The1Eri	2.9060	9300.0	97	3557	No
178	GOM_NL__2PRFIN20021104_135903_000002192010_00497_03557_9440.N1	04-NOV-2002 13:59:03	Straylight	219.00	1	9Alp CMa	-1.4400	11000.	438	3557	No
179	GOM_NL__2PRFIN20021104_140339_000000732010_00497_03557_9441.N1	04-NOV-2002 14:03:39	Straylight	72.500	165	34Gam Eri	2.9500	3200.0	145	3557	No
180	GOM_NL__2PRFIN20021104_151912_000000492010_00498_03558_9435.N1	04-NOV-2002 15:19:12	Dark	49.000	71	lot Car	2.2460	7700.0	98	3558	No
181	GOM_NL__2PRFIN20021104_152623_000000572010_00498_03558_9436.N1	04-NOV-2002 15:26:23	Dark	56.500	2	Alp Car	-0.73600	7000.0	113	3558	No
182	GOM_NL__2PRFIN20021104_152836_000001052010_00498_03558_9437.N1	04-NOV-2002 15:28:36	Dark	104.50	23	21Eps CMa	1.5020	26000.	209	3558	No
183	GOM_NL__2PRFIN20021104_153255_000000532010_00498_03558_9438.N1	04-NOV-2002 15:32:55	Dark	53.000	9	Alp Eri	0.45300	24000.	106	3558	No
184	GOM_NL__2PRFIN20021104_153619_000000482010_00498_03558_9439.N1	04-NOV-2002 15:36:19	Straylight	47.500	157	The1Eri	2.9060	9300.0	95	3558	No
185	GOM_NL__2PRFIN20021104_165949_000000482010_00499_03559_9435.N1	04-NOV-2002 16:59:49	Dark	48.000	71	lot Car	2.2460	7700.0	96	3559	No
186	GOM_NL__2PRFIN20021104_170700_000000572010_00499_03559_9436.N1	04-NOV-2002 17:07:00	Dark	56.500	2	Alp Car	-0.73600	7000.0	113	3559	No
187	GOM_NL__2PRFIN20021104_170914_000001062010_00499_03559_9437.N1	04-NOV-2002 17:09:14	Dark	105.50	23	21Eps CMa	1.5020	26000.	211	3559	No
188	GOM_NL__2PRFIN20021104_171331_000000522010_00499_03559_9438.N1	04-NOV-2002 17:13:31	Dark	52.000	9	Alp Eri	0.45300	24000.	104	3559	No
189	GOM_NL__2PRFIN20021104_171656_000000502010_00499_03559_9439.N1	04-NOV-2002 17:16:56	Straylight	50.000	157	The1Eri	2.9060	9300.0	100	3559	No
190	GOM_NL__2PRFIN20021104_184218_000000572010_00500_03560_9435.N1	04-NOV-2002 18:42:18	Dark	56.500	34	Gam2Vel	1.7930	23000.	113	3560	No
191	GOM_NL__2PRFIN20021104_184737_000000602010_00500_03560_9436.N1	04-NOV-2002 18:47:37	Dark	60.000	2	Alp Car	-0.73600	7000.0	120	3560	No
192	GOM_NL__2PRFIN20021104_184951_000001032010_00500_03560_9437.N1	04-NOV-2002 18:49:51	Dark	102.50	23	21Eps CMa	1.5020	26000.	205	3560	No
193	GOM_NL__2PRFIN20021104_185407_000000472010_00500_03560_9438.N1	04-NOV-2002 18:54:07	Dark	47.000	9	Alp Eri	0.45300	24000.	94	3560	No
194	GOM_NL__2PRFIN20021104_185732_000000502010_00500_03560_9439.N1	04-NOV-2002 18:57:32	Straylight	50.000	157	The1Eri	2.9060	9300.0	100	3560	No
195	GOM_NL__2PRFIN20021104_202254_000000582010_00501_03561_9435.N1	04-NOV-2002 20:22:54	Dark	57.500	34	Gam2Vel	1.7930	23000.	115	3561	No
196	GOM_NL__2PRFIN20021104_202813_000000702010_00501_03561_9436.N1	04-NOV-2002 20:28:13	Dark	70.000	2	Alp Car	-0.73600	7000.0	140	3561	No
197	GOM_NL__2PRFIN20021104_203029_000000992010_00501_03561_9437.N1	04-NOV-2002 20:30:29	Dark	99.000	23	21Eps CMa	1.5020	26000.	198	3561	No
198	GOM_NL__2PRFIN20021104_203443_000000502010_00501_03561_9438.N1	04-NOV-2002 20:34:43	Dark	49.500	9	Alp Eri	0.45300	24000.	99	3561	No
199	GOM_NL__2PRFIN20021104_203808_000000482010_00501_03561_9439.N1	04-NOV-2002 20:38:08	Straylight	47.500	157	The1Eri	2.9060	9300.0	95	3561	No
200	GOM_NL__2PRFIN20021104_220331_000000562011_00001_03562_1331.N1	04-NOV-2002 22:03:31	Dark	55.500	34	Gam2Vel	1.7930	23000.	111	3562	No
201	GOM_NL__2PRFIN20021104_220850_000000582011_00001_03562_1332.N1	04-NOV-2002 22:08:50	Dark	57.500	2	Alp Car	-0.73600	7000.0	115	3562	No
202	GOM_NL__2PRFIN20021104_221107_000001012011_00001_03562_1333.N1	04-NOV-2002 22:11:07	Dark	101.00	23	21Eps CMa	1.5020	26000.	202	3562	No
203	GOM_NL__2PRFIN20021104_221519_000000492011_00001_03562_1334.N1	04-NOV-2002 22:15:19	Dark	49.000	9	Alp Eri	0.45300	24000.	98	3562	No
204	GOM_NL__2PRFIN20021104_221845_000000492011_00001_03562_1335.N1	04-NOV-2002 22:18:45	Straylight	48.500	157	The1Eri	2.9060	9300.0	97	3562	No
205	GOM_NL__2PRFIN20021104_222154_000002162011_00001_03562_1336.N1	04-NOV-2002 22:21:54	Straylight	216.00	47	2Bet CMa	1.9760	28000.	432	3562	No
206	GOM_NL__2PRFIN20021104_222641_000000492011_00001_03562_1337.N1	04-NOV-2002 22:26:41	Straylight	49.000	52	16Bet Cet	2.0370	4500.0	98	3562	No
207	GOM_NL__2PRFIN20021104_223242_000000662011_00001_03562_1338.N1	04-NOV-2002 22:32:42	Tw_i_and_stray	66.000	94	92Alp Cet	2.5260	3100.0	132	3562	No
208	GOM_NL__2PRFIN20021104_223616_000000442011_00001_03562_1339.N1	04-NOV-2002 22:36:16	Bright	43.500	140	88Gam Peg	2.8340	26000.	87	3562	No
209	GOM_NL__2PRFIN20021104_223805_000000492011_00001_03562_1340.N1	04-NOV-2002 22:38:05	Bright	49.000	50	13Alp Ari	2.0070	4250.0	98	3562	No
210	GOM_NL__2PRFIN20021104_224007_000000442011_00001_03562_1341.N1	04-NOV-2002 22:40:07	Bright	43.500	58	21Alp And	2.0730	11000.	87	3562	No
211	GOM_NL__2PRFIN20021104_224334_000000462011_00001_03562_1342.N1	04-NOV-2002 22:43:34	Bright	46.000	73	57Gam1And	2.2600	13100.	92	3562	No
212	GOM_NL__2PRFIN20021104_224716_000000452011_00001_03562_1343.N1	04-NOV-2002 22:47:16	Bright	44.500	68	18Alp Cas	2.2250	4500.0	89	3562	No
213	GOM_NL__2PRFIN20021104_224940_000000932011_00001_03562_1344.N1	04-NOV-2002 22:49:40	Bright	92.500	114	3lot Aur	2.6930	4600.0	185	3562	No
214	GOM_NL__2PRFIN20021104_225305_000000802011_00001_03562_1345.N1	04-NOV-2002 22:53:05	Bright	79.500	6	13Alp Aur	0.080000	3400.0	159	3562	No
215	GOM_NL__2PRFIN20021104_225630_000000432011_00001_03562_1346.N1	04-NOV-2002 22:56:30	Bright	43.000	49	1Alp UMi	1.9900	6300.0	86	3562	No
216	GOM_NL__2PRFIN20021104_230029_000000402011_00001_03562_1347.N1	04-NOV-2002 23:00:29	Bright	39.500	60	7Bet UMi	2.0810	3950.0	79	3562	No
217	GOM_NL__2PRFIN20021104_230432_000000492011_00001_03562_1348.N1	04-NOV-2002 23:04:32	Bright	49.000	36	50Alp UMa	1.8000	6300.0	98	3562	No
218	GOM_NL__2PRFIN20021104_230609_000000492011_00001_03562_1349.N1	04-NOV-2002 23:06:09	Bright	48.500	82	48Bet UMa	2.3650	10600.	97	3562	No
219	GOM_NL__2PRFIN20021104_230954_000000512011_00001_03562_1350.N1	04-NOV-2002 23:09:54	Bright	50.500	174	52Psi UMa	3.0040	4400.0	101	3562	No

220	GOM_NL__2PRFIN20021104_231855_000000822011_00001_03562_1351.N1	04-NOV-2002 23:18:55	Bright	82.000	51	41Gam1Leo	2.0100	4500.0	164	3562	No
221	GOM_NL__2PRFIN20021104_232217_000000802011_00001_03562_1352.N1	04-NOV-2002 23:22:17	Twilight	80.000	22	32Alp Leo	1.3600	15200.	160	3562	No
222	GOM_NL__2PRFIN20021104_233224_000000902011_00001_03562_1353.N1	04-NOV-2002 23:32:24	Dark	90.000	48	30Alp Hya	1.9770	4100.0	180	3562	No
223	GOM_NL__2PRFIN20021104_233534_000000442011_00001_03562_1354.N1	04-NOV-2002 23:35:34	Dark	43.500	64	Gam Cen	2.2000	10600.	87	3562	No
224	GOM_NL__2PRFIN20021104_233751_000000582011_00001_03562_1355.N1	04-NOV-2002 23:37:51	Dark	58.000	26	Gam Cru	1.6240	2900.0	116	3562	No
225	GOM_NL__2PRFIN20021104_233932_000000512011_00001_03562_1356.N1	04-NOV-2002 23:39:32	Dark	51.000	12	Alp1Cru	0.77500	30000.	102	3562	No
226	GOM_NL__2PRFIN20021104_234409_000000572011_00002_03563_1648.N1	04-NOV-2002 23:44:09	Dark	57.000	34	Gam2Vel	1.7930	23000.	114	3563	No
227	GOM_NL__2PRFIN20021104_234927_000000702011_00002_03563_1649.N1	04-NOV-2002 23:49:27	Dark	70.000	2	Alp Car	-0.73600	7000.0	140	3563	No
228	GOM_NL__2PRFIN20021104_235144_000000952011_00002_03563_1650.N1	04-NOV-2002 23:51:44	Dark	95.000	23	21Eps CMa	1.5020	26000.	190	3563	No
229	GOM_NL__2PRFIN20021104_235555_000000472011_00002_03563_1651.N1	04-NOV-2002 23:55:55	Dark	46.500	9	Alp Eri	0.45300	24000.	93	3563	No
230	GOM_NL__2PRFIN20021104_235921_000000482011_00002_03563_1652.N1	04-NOV-2002 23:59:21	Straylight	47.500	157	The1Eri	2.9060	9300.0	95	3563	No

3. Quality information per product

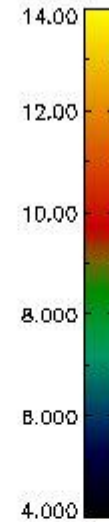
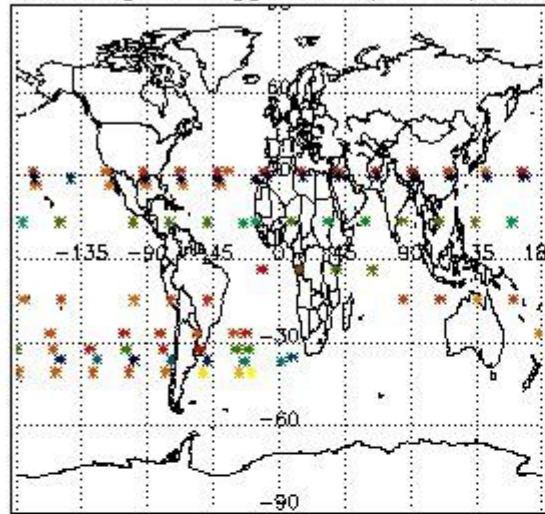
In this section it is plotted some information contained in the Quality Summary data set of the level 2 products. Only products in dark limb conditions and without errors (error flag in the MPH set to "0") are used.

3.1 Plot quality information per product (time dependant)

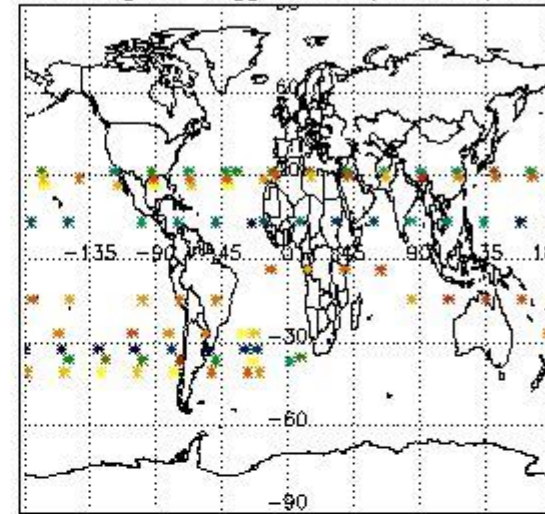


3.2 Plot quality information per product (world map)

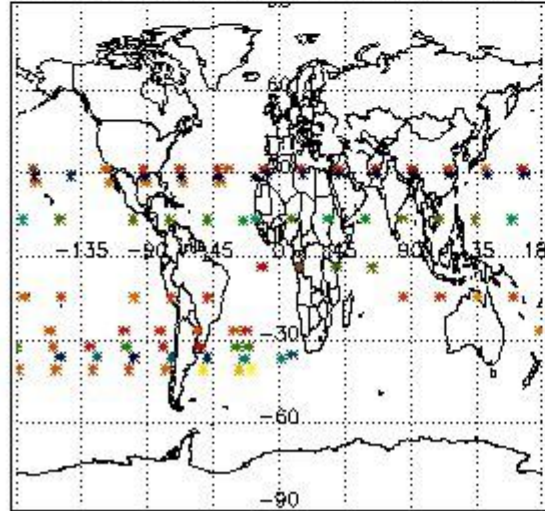
Percentage of flagged data per O3 profile



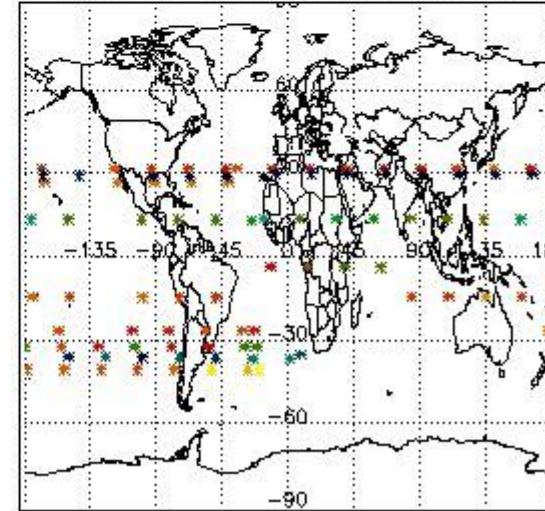
Percentage of flagged data per H2O profile



Percentage of flagged data per NO2 profile



Percentage of flagged data per NO3 profile

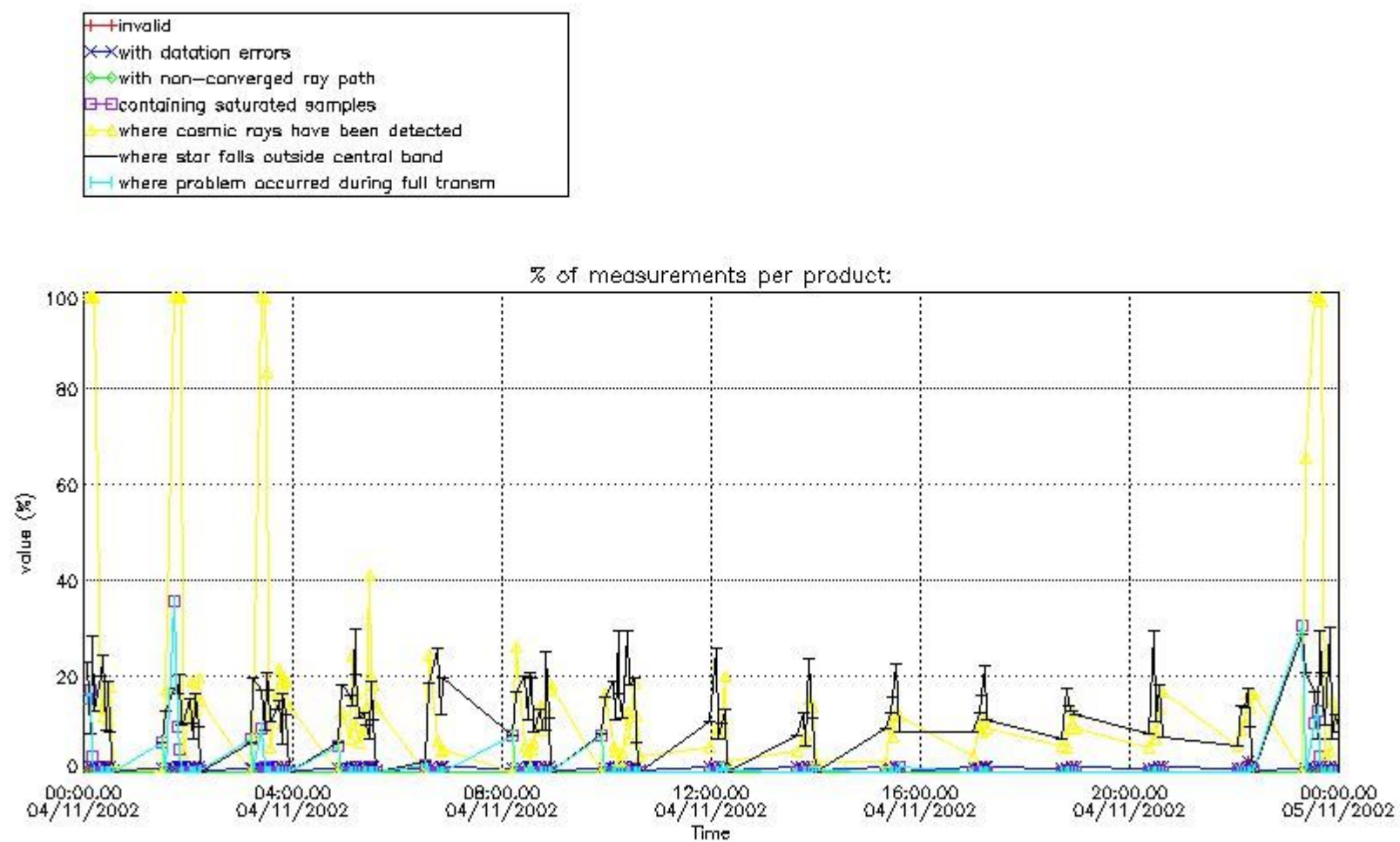


4. Level 1 quality information per product

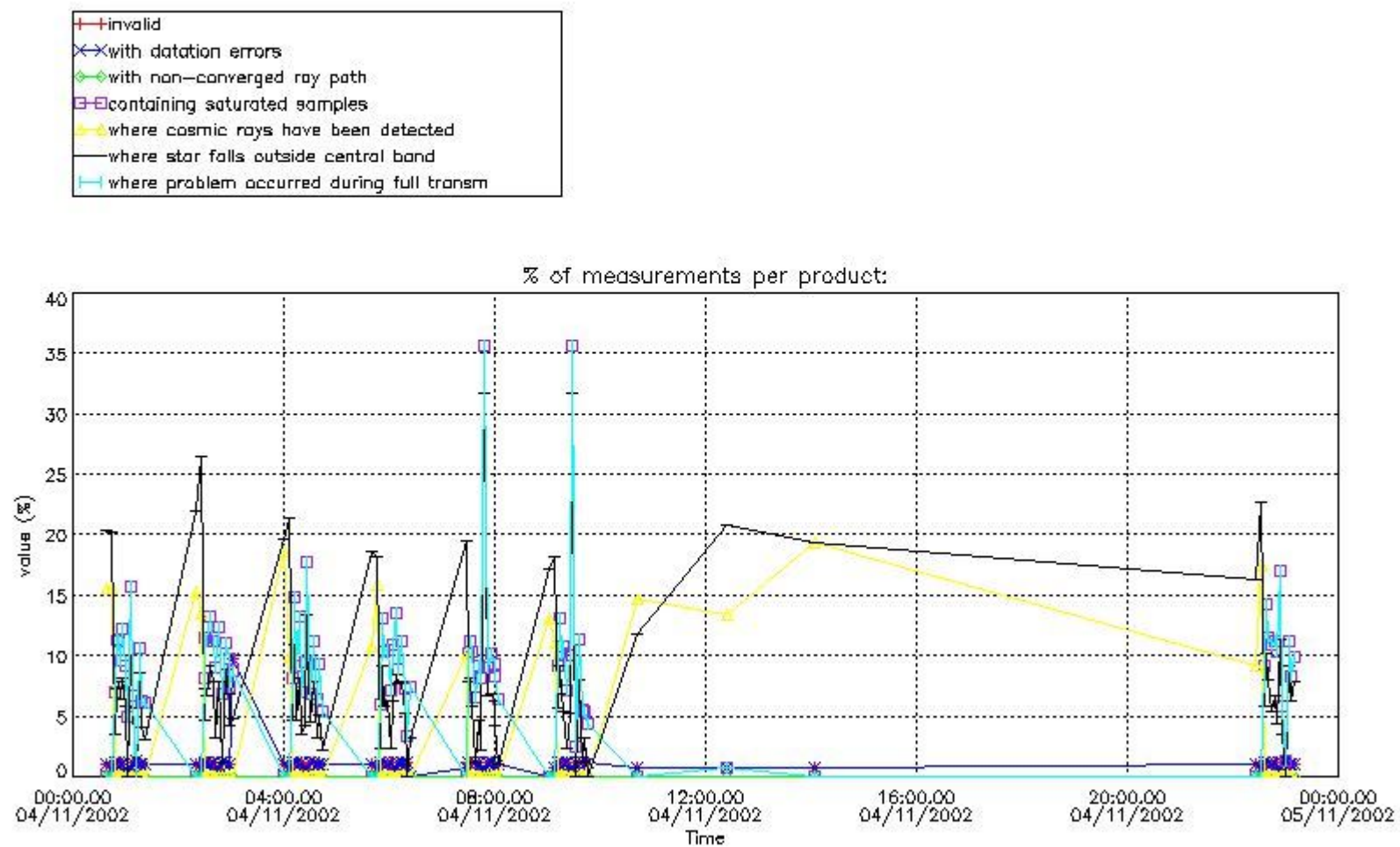
In this section it is plotted some information contained in the Quality Summary data set of the level 2 products that comes from the level 1b processing. Products without errors (error flag in the MPH set to "0") are used.

4.1 Plot quality information per product (time dependant) coming from level 1b processing

4.1.1 Plot level 1 quality information per product (time dependant): ENVISAT ASCENDING passes



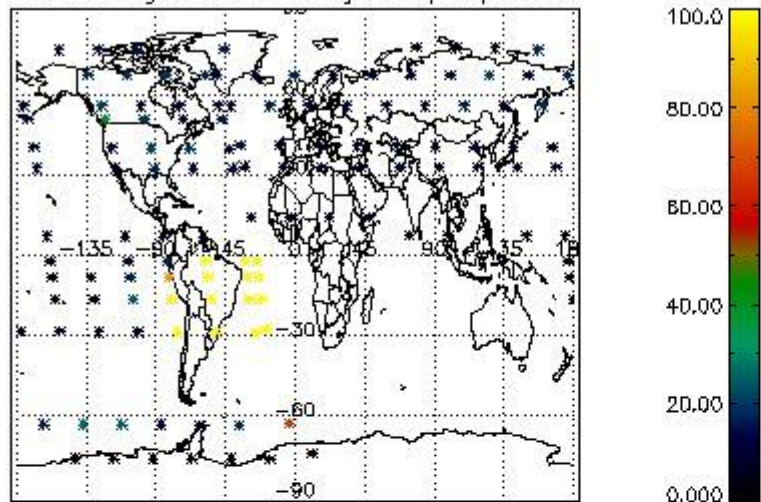
4.1.2 Plot level 1 quality information per product (time dependant): ENVI SAT DESCENDING passes



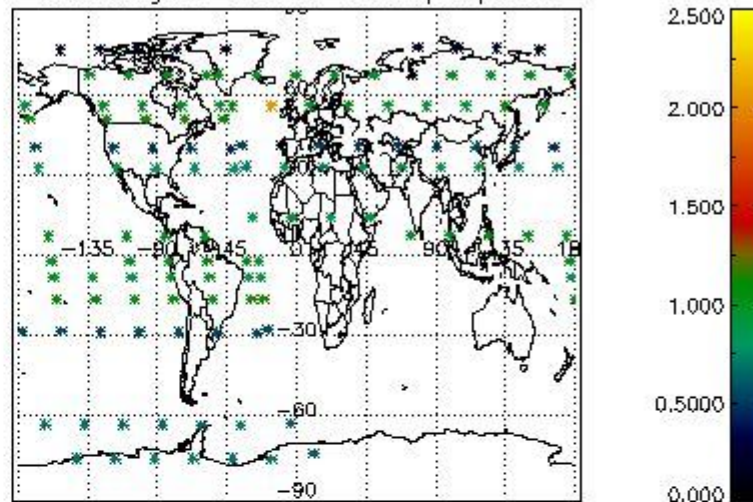
4.2 Plot quality information per product coming from level 1b processing (world map)

4.2.1 Plot level 1 quality information per product (world map): ENVISAT ASCENDING passes

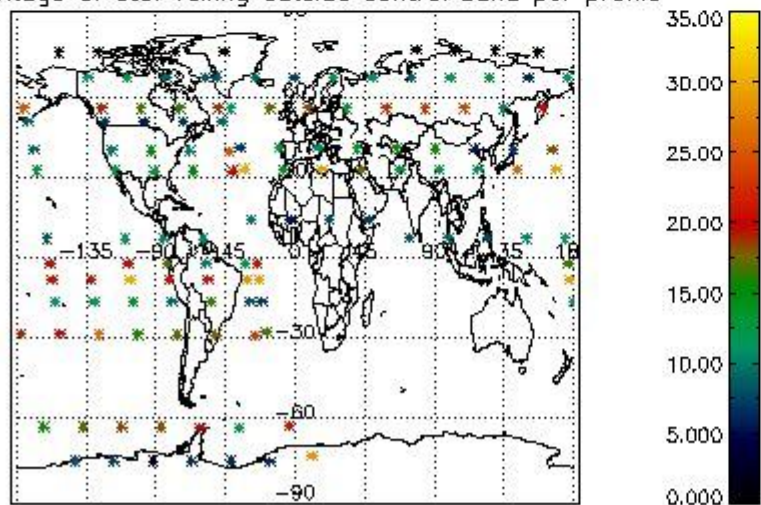
Percentage of cosmic ray hits per profile



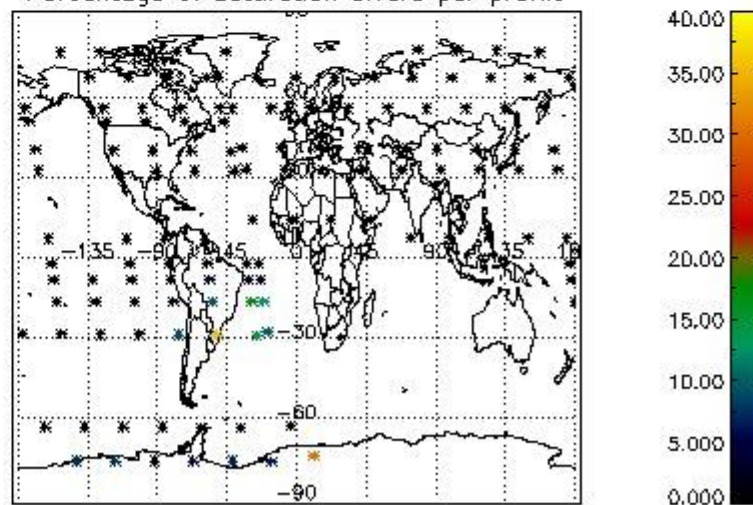
Percentage of datation errors per profile



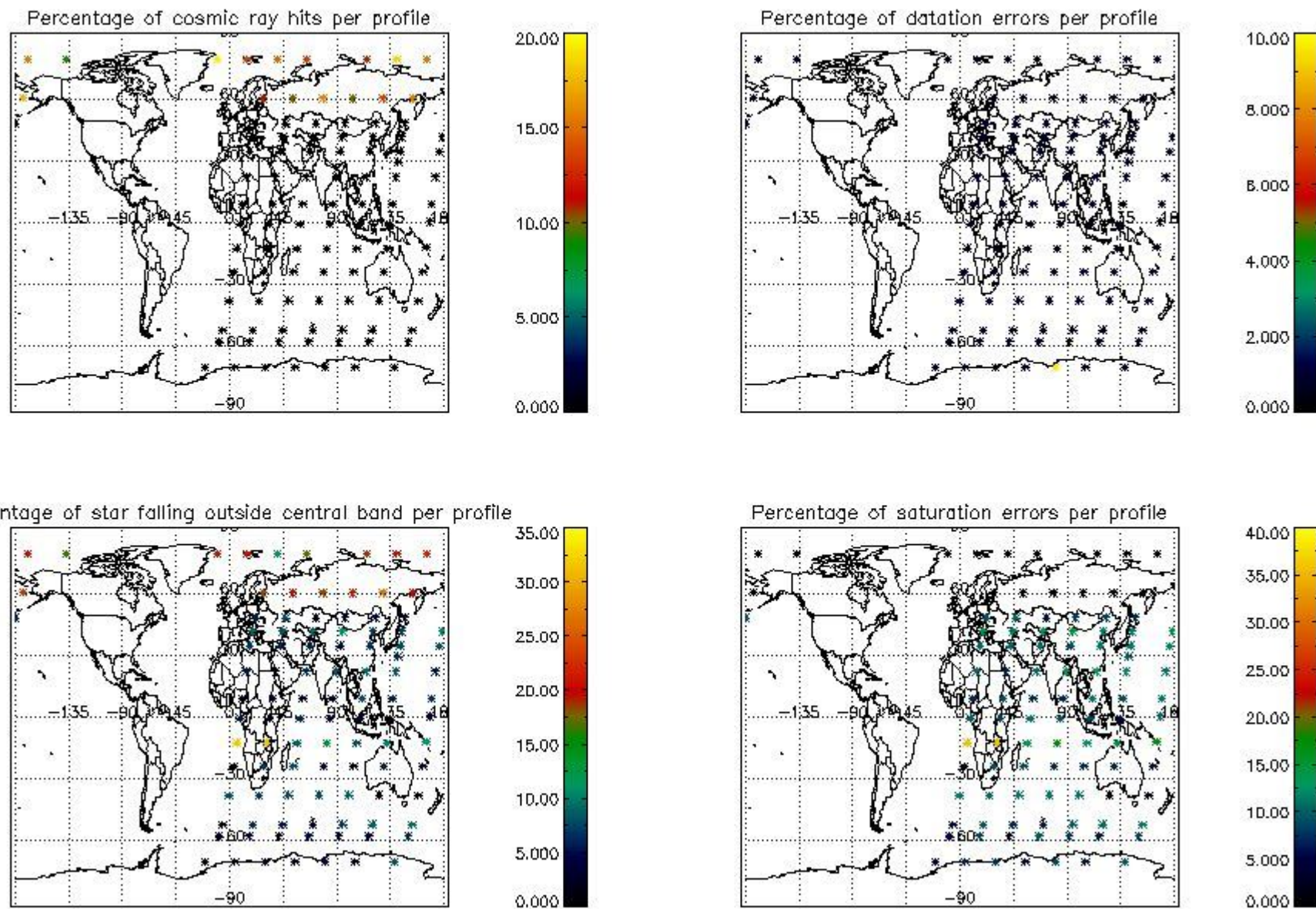
Percentage of star falling outside central band per profile



Percentage of saturation errors per profile



4.2.2 Plot level 1 quality information per product (world map): ENVISAT DESCENDING passes



5. Trace gas profiles

5.1 Ozone statistics based on quality of products

The final quality of the products can be "measured" using the STD (Standard Deviation) attached to every point profile. This information is written to the parameter GOM_NL__2P/NL_LOCAL_SPECIES_DENSITY/o3_std of the level 2 products. The table below shows the statistics for given STD ranges.

The statistics are given with respect to the overall valid production:

- Products without fatal errors: GOM_NL__2P/MPH/PRODUCT_ERR=0
- Valid point profile: GOM_NL__2P/NL_LOCAL_SPECIES_DENSITY/pcd(0)=0

The 'Criteria' is applied to valid points of dark limb products:

- Products in dark limb illumination condition: GOM_NL__2P/NL_SUMMARY_QUALITY/obs_ill_cond=0
- Products without fatal errors: GOM_NL__2P/MPH/PRODUCT_ERR=0
- Valid point profile: GOM_NL__2P/NL_LOCAL_SPECIES_DENSITY/pcd(0)=0

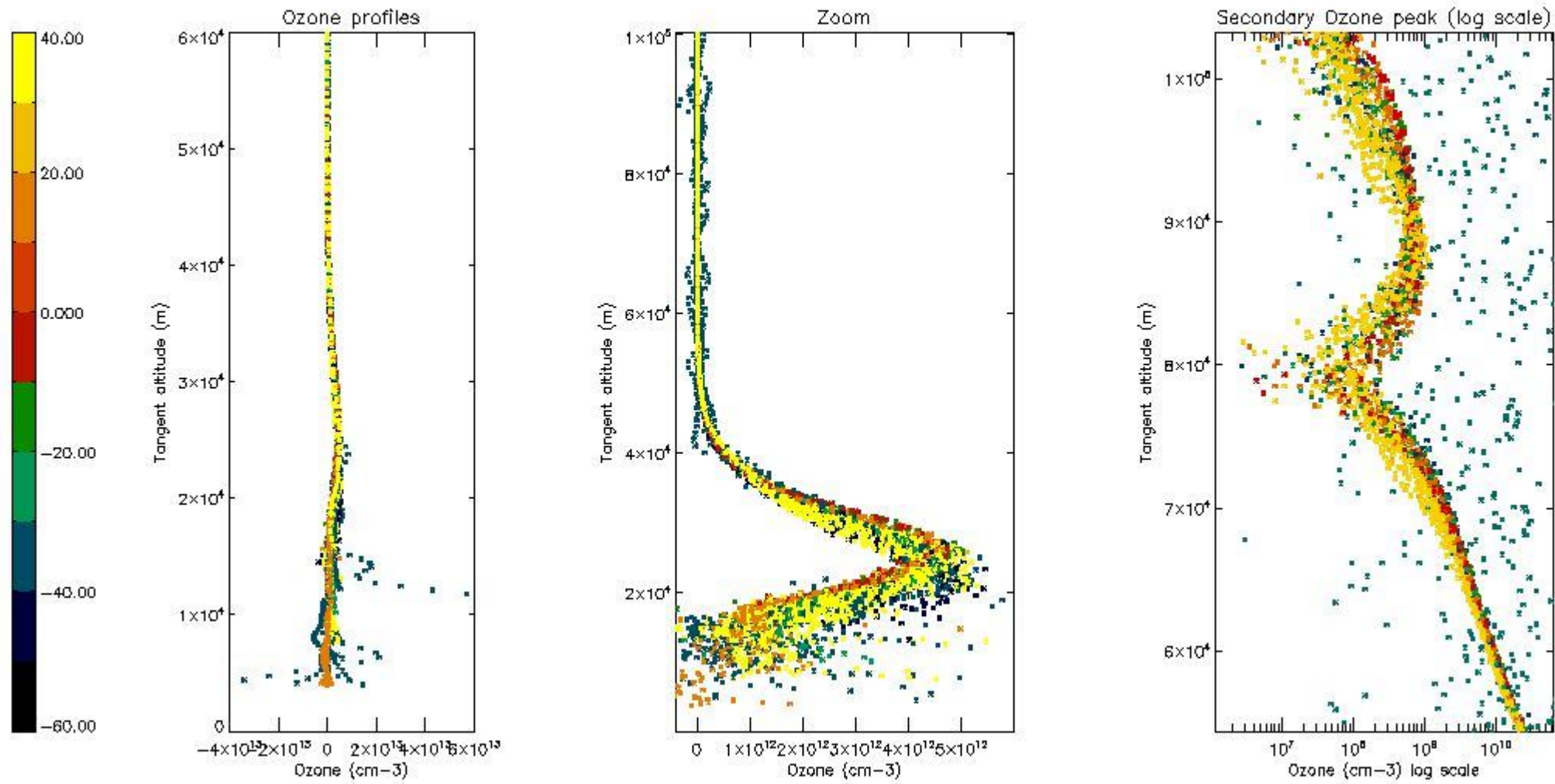
So, the table below shows the percentage of dark limb and valid observations for each criteria with respect to the overall valid daily observations.

Criteria	% of total production
All STD	39
STD < 20	22

STD < 10	19
STD < 5	14

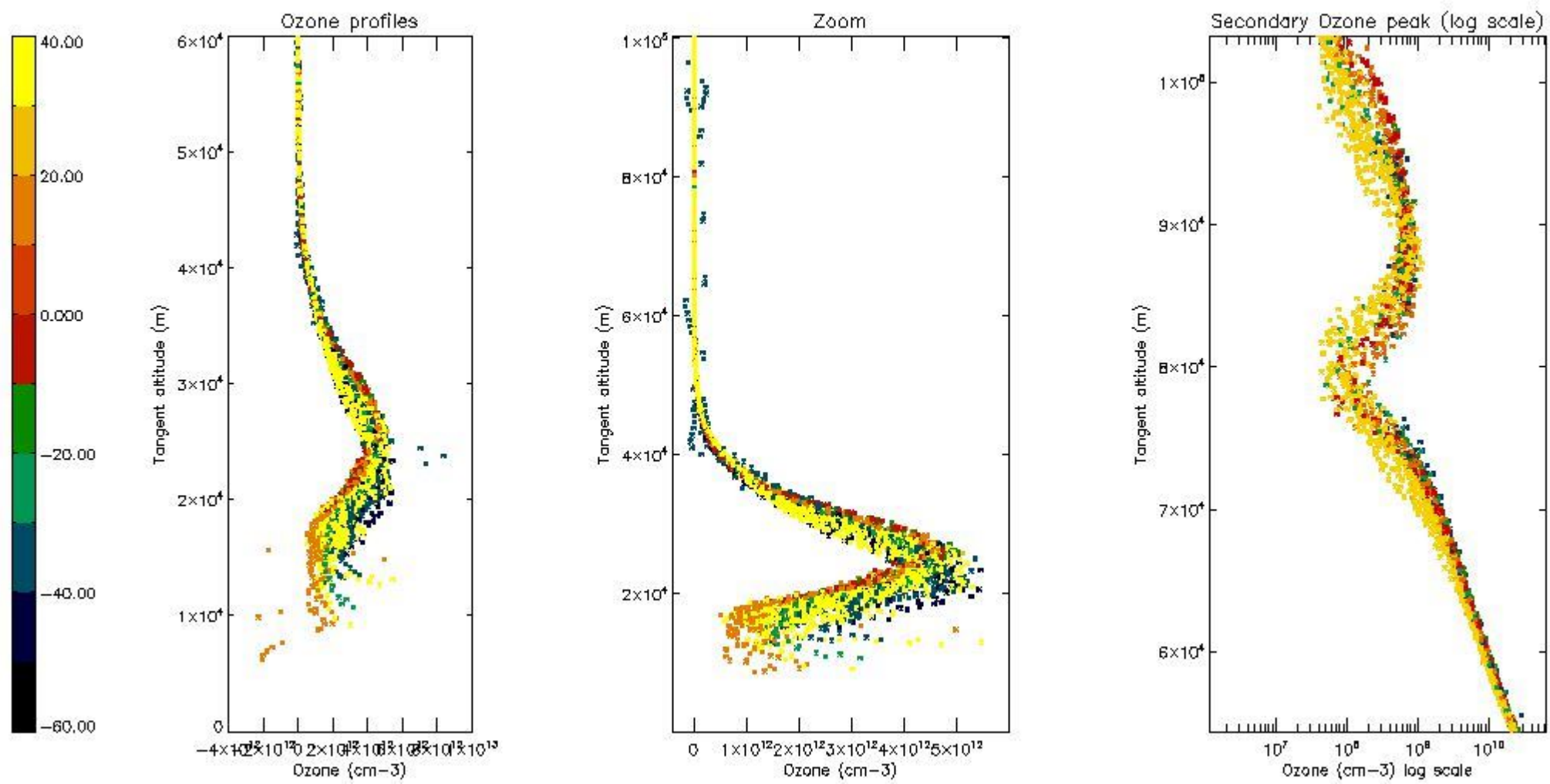
5.2 Plot ozone profiles for all STD (dark without errors)

The colorbar represents the latitude.



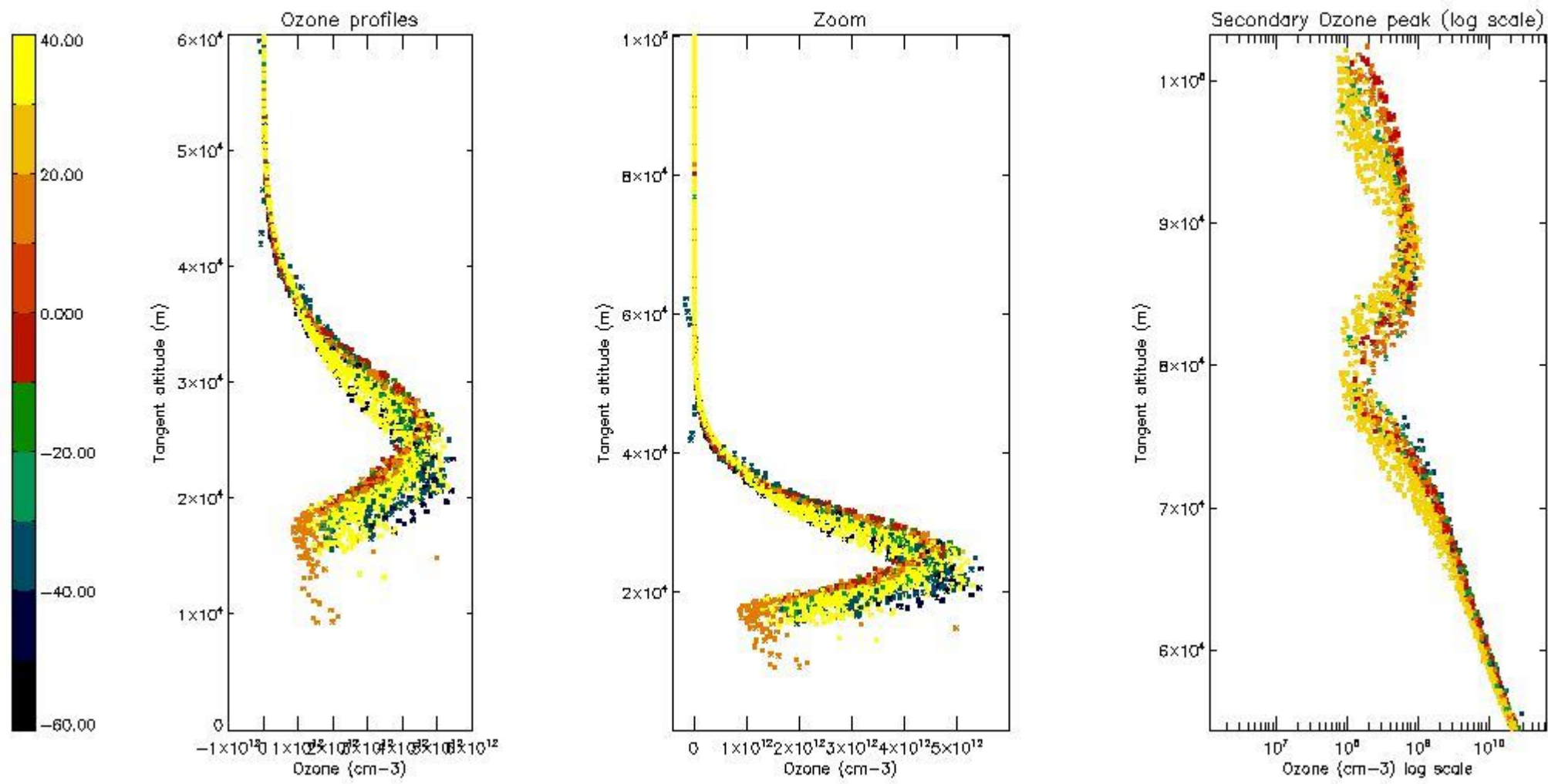
5.3 Plot ozone profiles where STD < 20% (dark without errors)

The colorbar represents the latitude.



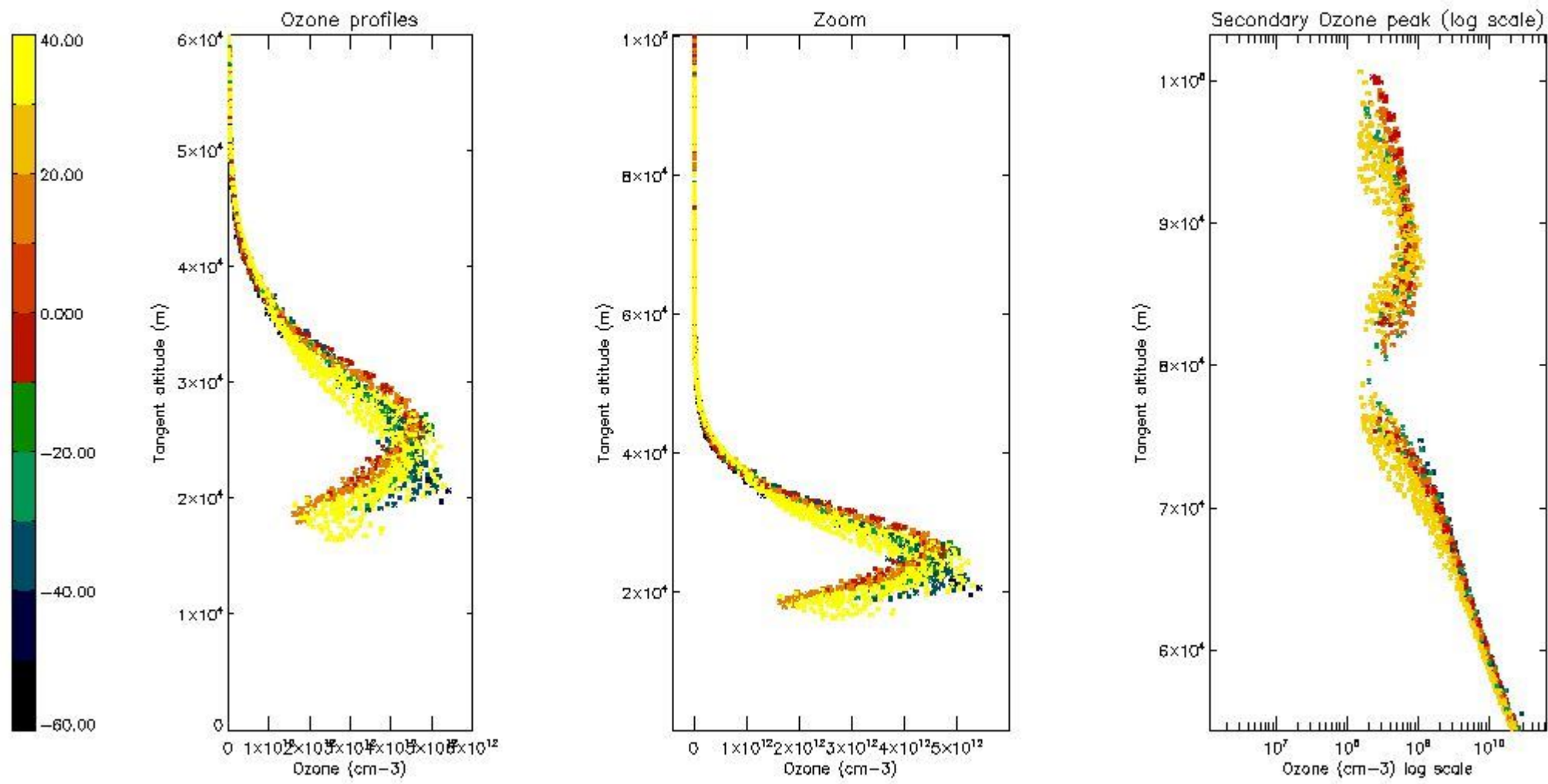
5.4 Plot ozone profiles where STD < 10% (dark without errors)

The colorbar represents the latitude.



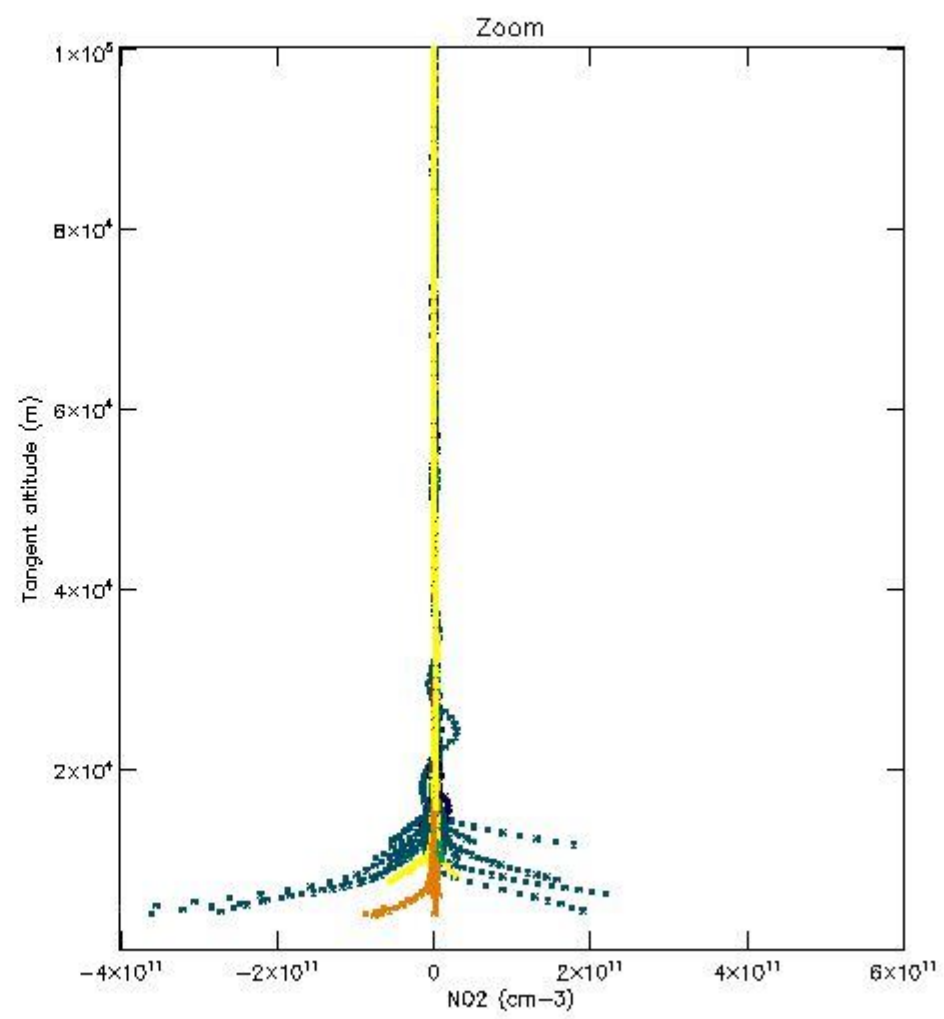
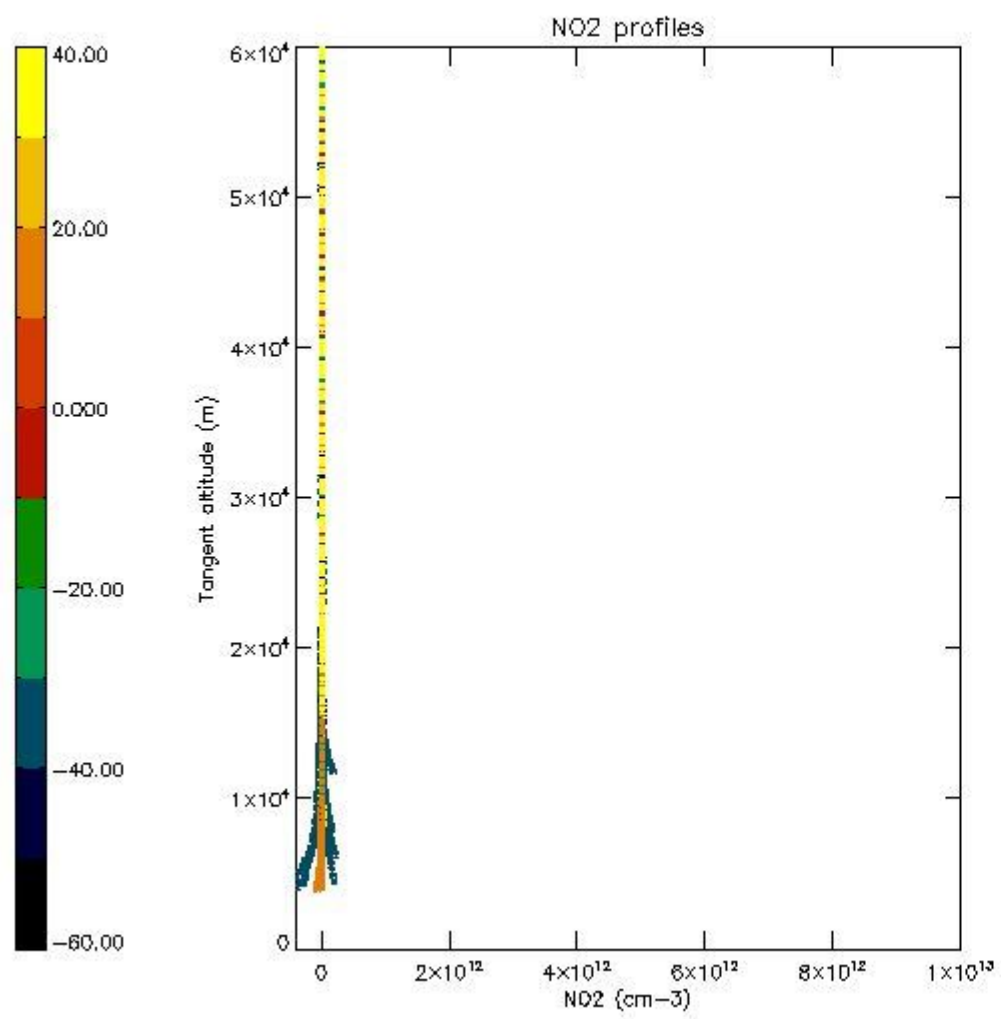
5.5 Plot ozone profiles where STD < 5% (dark without errors)

The colorbar represents the latitude.



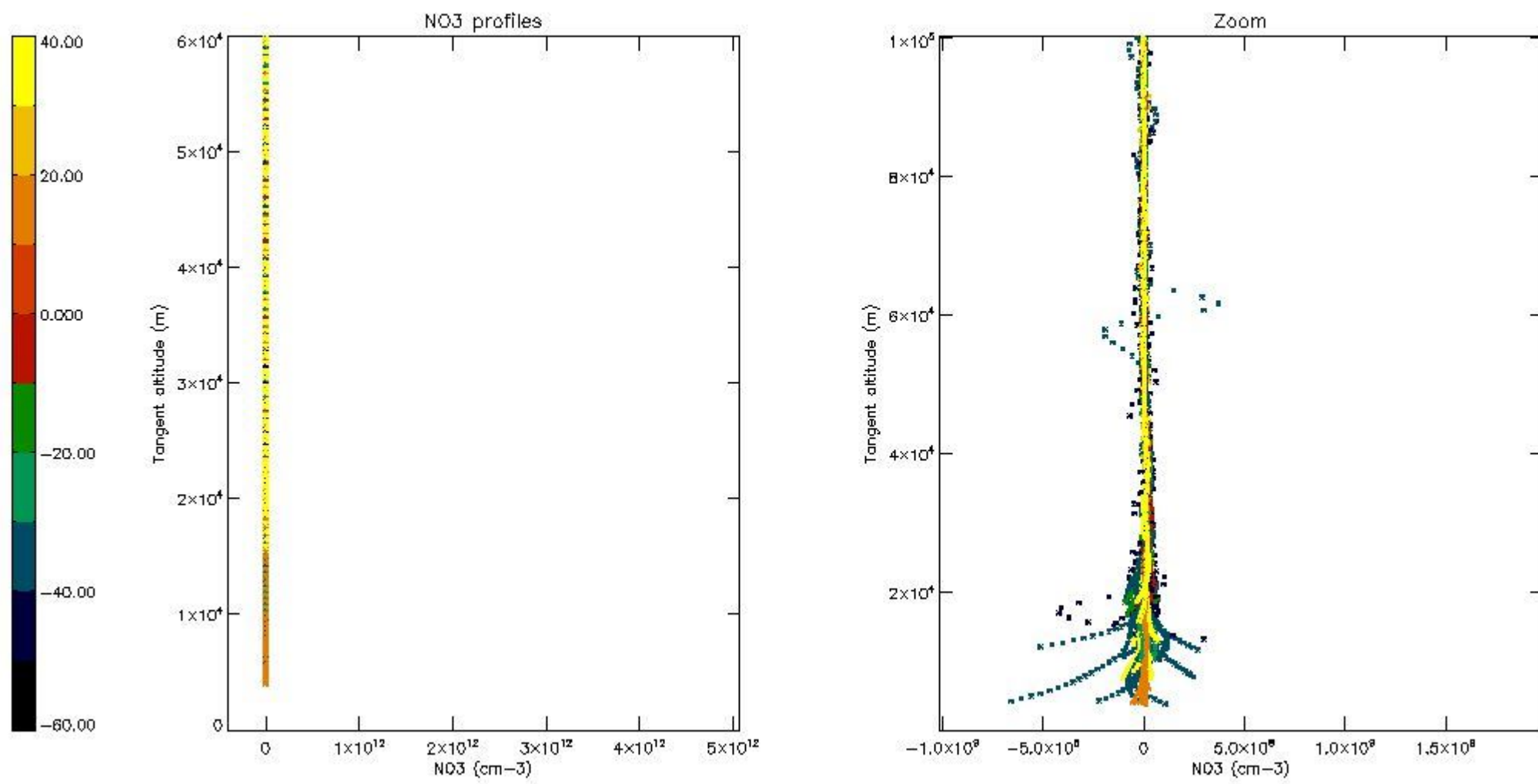
5.6 Plot NO₂ profiles for all STD (dark without errors)

The colorbar represents the latitude.



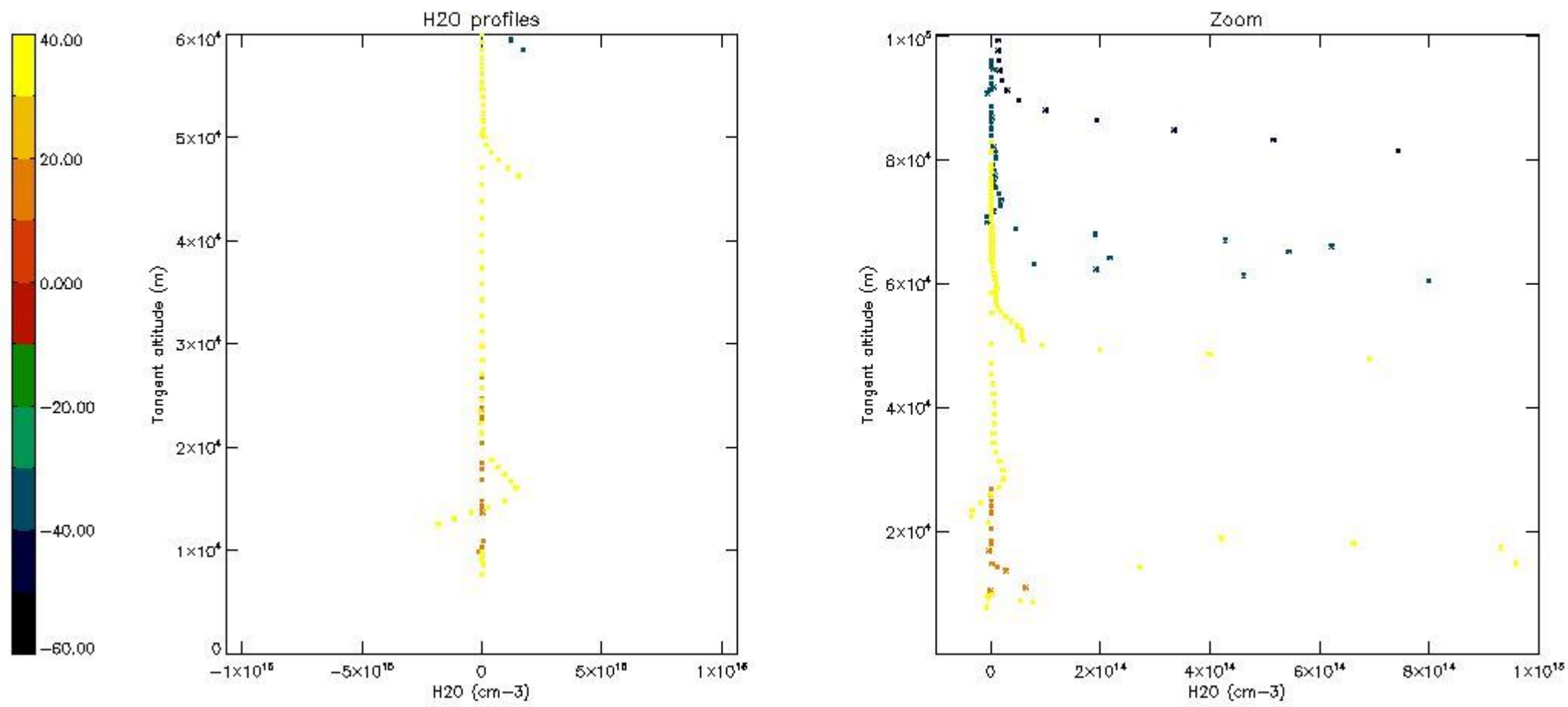
5.7 Plot NO3 profiles for all STD (dark without errors)

The colorbar represents the latitude.



5.8 Plot H2O profiles for all STD (only for occultations of stars 1,2,3,4,13,14,16,26,63 dark without errors)

The colorbar represents the latitude.



6. Auxiliary Data Files used for the production reported in section 2

The number reported in the third column indicates since which file (see list in section 2) the corresponding auxiliary file has been used. The fourth column is the date of those product files.

Type	Auxiliary Filename	Used since product	Used since product date
INST_PHYS_CHARACTERISTICS	GOM_INS_AXNIEC20050627_150440_20020301_000000_20100101_000000	1	04-NOV-2002 00:03:38
LEVEL-2_PROC_CONFIG	GOM_PR2_AXVIEC20091111_152718_20020301_000000_20500101_000000	1	04-NOV-2002 00:03:38
CROSS_SECTIONS_FILE	GOM_CRS_AXVIEC20091111_154832_20020301_000000_20500101_000000	1	04-NOV-2002 00:03:38

GOMOS Level 2 Daily Report

SUMMARY

[1. General Info](#)

[2. Summary of processed GOM_NL_2P products](#)

[3. Level 2 Quality information per product](#)

[3.1 Plot of level 2 quality information per product \(time dependant\)](#)

[3.2 Plot of level 2 quality information per product \(world map\)](#)

[4. Level 1 Quality information per product \(stored on level 2 products\)](#)

[4.1 Plot of level 1 quality information per product \(time dependant\)](#)

[4.1.1 Plot of level 1 quality information per product \(time dependant\): ASCENDING](#)

[4.1.2 Plot of level 1 quality information per product \(time dependant\): DESCENDING](#)

[4.2 Plot of level 1 quality information per product \(world map\)](#)

[4.2.1 Plot of level 1 quality information per product \(world map\): ASCENDING](#)

[4.2.2 Plot of level 1 quality information per product \(world map\): DESCENDING](#)

[5. Ozone profiles based on quality statistics and other trace gas profiles](#)

[5.1 Ozone statistics based on quality of products](#)

[5.2 Plot ozone profiles for all STD \(dark without errors\)](#)

[5.3 Plot ozone profiles where STD < 20% \(dark without errors\)](#)

[5.4. Plot ozone profiles where STD < 10% \(dark without errors\)](#)

[5.5. Plot ozone profiles where STD < 5% \(dark without errors\)](#)

[5.6 Plot NO2 profiles for all STD \(dark without errors\)](#)

[5.7 Plot NO3 profiles for all STD \(dark without errors\)](#)

[5.8 Plot H2O profiles \(only for occultations of stars 1,2,3,4,13,14,16,26,63 dark without errors\) for all STD](#)

[6. Auxiliary Data Files used for the production reported in section 2](#)

This report presents the daily analysis on parameters extracted from GOMOS level 2 data (GOM_NL__2P). It is intended to monitor some important parameters that will impact the quality of these products. A list of level 2 products (and content) that have arrived during the reporting day to the PCF is also given.

Item	Value
Time of report generation	17APR2013 19:56:42
Data source version	GOMOS/6.01
Start time of products	04-11-2002 (04NOV2002 00:00:00)
Stop time of products	05-11-2002 (05NOV2002 00:00:00)
Store outputs in DB	Yes
Nb of level 2 prods	230
Nb of prods with errors	1

2. Summary of processed GOM_NL__2P products.

Nr	Filename	UTC Start time	Limb	Duration	Star Id	Star Name	Star Mag	Star Temp	Nb Meas	Orbit	Prod. error
1	GOM_NL__2PRFIN20021104_000338_000000962010_00488_03548_2873.N1	04-NOV-2002 00:03:38	Dark	95.500	48	30Alp Hya	1.9770	4100.0	191	3548	No
2	GOM_NL__2PRFIN20021104_000710_000000442010_00488_03548_2874.N1	04-NOV-2002 00:07:10	Dark	44.000	64	Gam Cen	2.2000	10600.	88	3548	No
3	GOM_NL__2PRFIN20021104_000928_000000582010_00488_03548_2875.N1	04-NOV-2002 00:09:28	Dark	58.000	26	Gam Cru	1.6240	2900.0	116	3548	No
4	GOM_NL__2PRFIN20021104_001108_000000472010_00488_03548_2876.N1	04-NOV-2002 00:11:08	Dark	47.000	12	Alp1Cru	0.77500	30000.	94	3548	No
5	GOM_NL__2PRFIN20021104_002053_000000632010_00489_03549_2860.N1	04-NOV-2002 00:20:53	Dark	62.500	2	Alp Car	-0.73600	7000.0	125	3549	No
6	GOM_NL__2PRFIN20021104_002257_000001172010_00489_03549_2861.N1	04-NOV-2002 00:22:57	Dark	117.00	23	21Eps CMa	1.5020	26000.	234	3549	No
7	GOM_NL__2PRFIN20021104_002608_000000452010_00489_03549_2862.N1	04-NOV-2002 00:26:08	Dark	45.000	143	Alp Hyi	2.8570	7200.0	90	3549	No
8	GOM_NL__2PRFIN20021104_002730_000000512010_00489_03549_2863.N1	04-NOV-2002 00:27:30	Dark	50.500	9	Alp Eri	0.45300	24000.	101	3549	No
9	GOM_NL__2PRFIN20021104_003054_000000482010_00489_03549_2864.N1	04-NOV-2002 00:30:54	Straylight	48.000	157	The1Eri	2.9060	9300.0	96	3549	No
10	GOM_NL__2PRFIN20021104_003401_000002192010_00489_03549_2865.N1	04-NOV-2002 00:34:01	Straylight	219.00	1	9Alp CMa	-1.4400	11000.	438	3549	No
11	GOM_NL__2PRFIN20021104_003852_000000522010_00489_03549_2866.N1	04-NOV-2002 00:38:52	Straylight	51.500	52	16Bet Cet	2.0370	4500.0	103	3549	No
12	GOM_NL__2PRFIN20021104_004458_000000652010_00489_03549_2867.N1	04-NOV-2002 00:44:58	Twilight_stray	64.500	94	92Alp Cet	2.5260	3100.0	129	3549	No
13	GOM_NL__2PRFIN20021104_004825_000000432010_00489_03549_2868.N1	04-NOV-2002 00:48:25	Bright	43.000	140	88Gam Peg	2.8340	26000.	86	3549	No
14	GOM_NL__2PRFIN20021104_005020_000000492010_00489_03549_2869.N1	04-NOV-2002 00:50:20	Bright	48.500	50	13Alp Ari	2.0070	4250.0	97	3549	No
15	GOM_NL__2PRFIN20021104_005216_000000452010_00489_03549_2870.N1	04-NOV-2002 00:52:16	Bright	44.500	58	21Alp And	2.0730	11000.	89	3549	No
16	GOM_NL__2PRFIN20021104_005347_000000472010_00489_03549_2871.N1	04-NOV-2002 00:53:47	Bright	47.000	173	4Bet Tri	3.0040	8900.0	94	3549	No
17	GOM_NL__2PRFIN20021104_005548_000000492010_00489_03549_2872.N1	04-NOV-2002 00:55:48	Bright	49.000	73	57Gam1And	2.2600	13100.	98	3549	No
18	GOM_NL__2PRFIN20021104_005928_000000442010_00489_03549_2873.N1	04-NOV-2002 00:59:28	Bright	43.500	68	18Alp Cas	2.2250	4500.0	87	3549	No
19	GOM_NL__2PRFIN20021104_010218_000000902010_00489_03549_2874.N1	04-NOV-2002 01:02:18	Bright	90.000	114	3Iot Aur	2.6930	4600.0	180	3549	No
20	GOM_NL__2PRFIN20021104_010535_000000802010_00489_03549_2875.N1	04-NOV-2002 01:05:35	Bright	79.500	6	13Alp Aur	0.080000	3400.0	159	3549	No
21	GOM_NL__2PRFIN20021104_010841_000000452010_00489_03549_2876.N1	04-NOV-2002 01:08:41	Bright	44.500	49	1Alp UMi	1.9900	6300.0	89	3549	No
22	GOM_NL__2PRFIN20021104_011240_000000402010_00489_03549_2877.N1	04-NOV-2002 01:12:40	Bright	40.000	60	7Bet UMi	2.0810	3950.0	80	3549	No
23	GOM_NL__2PRFIN20021104_011644_000000522010_00489_03549_2878.N1	04-NOV-2002 01:16:44	Bright	52.000	36	50Alp UMa	1.8000	6300.0	104	3549	No
24	GOM_NL__2PRFIN20021104_011823_000000492010_00489_03549_2879.N1	04-NOV-2002 01:18:23	Bright	48.500	82	48Bet UMa	2.3650	10600.	97	3549	No
25	GOM_NL__2PRFIN20021104_012205_000000502010_00489_03549_2880.N1	04-NOV-2002 01:22:05	Bright	49.500	174	52Psi UMa	3.0040	4400.0	99	3549	No
26	GOM_NL__2PRFIN20021104_013023_000000722010_00489_03549_2881.N1	04-NOV-2002 01:30:23	Bright	71.500	166	17Eps Leo	2.9800	6000.0	143	3549	No
27	GOM_NL__2PRFIN20021104_013422_000000712010_00489_03549_2882.N1	04-NOV-2002 01:34:22	Bright	70.500	22	32Alp Leo	1.3600	15200.	141	3549	No
28	GOM_NL__2PRFIN20021104_014416_000000892010_00489_03549_2883.N1	04-NOV-2002 01:44:16	Dark	88.500	48	30Alp Hya	1.9770	4100.0	177	3549	No
29	GOM_NL__2PRFIN20021104_014745_000000492010_00489_03549_2884.N1	04-NOV-2002 01:47:45	Dark	48.500	64	Gam Cen	2.2000	10600.	97	3549	No
30	GOM_NL__2PRFIN20021104_015003_000000522010_00489_03549_2885.N1	04-NOV-2002 01:50:03	Dark	51.500	26	Gam Cru	1.6240	2900.0	103	3549	No
31	GOM_NL__2PRFIN20021104_015144_000000462010_00489_03549_2886.N1	04-NOV-2002 01:51:44	Dark	45.500	12	Alp1Cru	0.77500	30000.	91	3549	No
32	GOM_NL__2PRFIN20021104_015421_000000492010_00490_03550_2354.N1	04-NOV-2002 01:54:21	Dark	49.000	71	Iot Car	2.2460	7700.0	98	3550	No
33	GOM_NL__2PRFIN20021104_020130_000000592010_00490_03550_2355.N1	04-NOV-2002 02:01:30	Dark	58.500	2	Alp Car	-0.73600	7000.0	117	3550	No
34	GOM_NL__2PRFIN20021104_020335_000000992010_00490_03550_2356.N1	04-NOV-2002 02:03:35	Dark	98.500	23	21Eps CMa	1.5020	26000.	197	3550	No
35	GOM_NL__2PRFIN20021104_020644_000000442010_00490_03550_2357.N1	04-NOV-2002 02:06:44	Dark	44.000	143	Alp Hyi	2.8570	7200.0	88	3550	No
36	GOM_NL__2PRFIN20021104_020807_000000492010_00490_03550_2358.N1	04-NOV-2002 02:08:07	Dark	49.000	9	Alp Eri	0.45300	24000.	98	3550	No
37	GOM_NL__2PRFIN20021104_021130_000000492010_00490_03550_2359.N1	04-NOV-2002 02:11:30	Straylight	48.500	157	The1Eri	2.9060	9300.0	97	3550	No
38	GOM_NL__2PRFIN20021104_021430_000002162010_00490_03550_2360.N1	04-NOV-2002 02:14:30	Straylight	216.00	47	2Bet CMa	1.9760	28000.	432	3550	No
39	GOM_NL__2PRFIN20021104_021928_000000532010_00490_03550_2361.N1	04-NOV-2002 02:19:28	Straylight	52.500	52	16Bet Cet	2.0370	4500.0	105	3550	No
40	GOM_NL__2PRFIN20021104_022534_000000702010_00490_03550_2362.N1	04-NOV-2002 02:25:34	Twilight_stray	70.000	94	92Alp Cet	2.5260	3100.0	140	3550	No
41	GOM_NL__2PRFIN20021104_022901_000000432010_00490_03550_2363.N1	04-NOV-2002 02:29:01	Bright	43.000	140	88Gam Peg	2.8340	26000.	86	3550	No
42	GOM_NL__2PRFIN20021104_023057_000000482010_00490_03550_2364.N1	04-NOV-2002 02:30:57	Bright	48.000	50	13Alp Ari	2.0070	4250.0	96	3550	No

43	GOM_NL__2PRFIN20021104_023252_000000452010_00490_03550_2365.N1	04-NOV-2002 02:32:52	Bright	44.500	58	21Alp And	2.0730	11000.	89	3550	No
44	GOM_NL__2PRFIN20021104_023625_000000492010_00490_03550_2366.N1	04-NOV-2002 02:36:25	Bright	49.000	73	57Gam1And	2.2600	13100.	98	3550	No
45	GOM_NL__2PRFIN20021104_024004_000000452010_00490_03550_2367.N1	04-NOV-2002 02:40:04	Bright	44.500	68	18Alp Cas	2.2250	4500.0	89	3550	No
46	GOM_NL__2PRFIN20021104_024252_000000952010_00490_03550_2368.N1	04-NOV-2002 02:42:52	Bright	94.500	114	31ot Aur	2.6930	4600.0	189	3550	No
47	GOM_NL__2PRFIN20021104_024610_000000772010_00490_03550_2369.N1	04-NOV-2002 02:46:10	Bright	76.500	6	13Alp Aur	0.080000	3400.0	153	3550	No
48	GOM_NL__2PRFIN20021104_024917_000000442010_00490_03550_2370.N1	04-NOV-2002 02:49:17	Bright	44.000	49	1Alp UMi	1.9900	6300.0	88	3550	No
49	GOM_NL__2PRFIN20021104_025316_000000452010_00490_03550_2371.N1	04-NOV-2002 02:53:16	Bright	45.000	60	7Bet UMi	2.0810	3950.0	90	3550	No
50	GOM_NL__2PRFIN20021104_025720_000000512010_00490_03550_2372.N1	04-NOV-2002 02:57:20	Bright	51.000	36	50Alp UMa	1.8000	6300.0	102	3550	No
51	GOM_NL__2PRFIN20021104_025859_000000482010_00490_03550_2373.N1	04-NOV-2002 02:58:59	Bright	47.500	82	48Bet UMa	2.3650	10600.	95	3550	No
52	GOM_NL__2PRFIN20021104_030241_000000522010_00490_03550_2374.N1	04-NOV-2002 03:02:41	Bright	51.500	174	52Psi UMa	3.0040	4400.0	103	3550	No
53	GOM_NL__2PRFIN20021104_031100_000000722010_00490_03550_2375.N1	04-NOV-2002 03:11:00	Bright	72.000	166	17Eps Leo	2.9800	6000.0	144	3550	No
54	GOM_NL__2PRFIN20021104_031458_000000762010_00490_03550_2376.N1	04-NOV-2002 03:14:58	Bright	76.000	22	32Alp Leo	1.3600	15200.	152	3550	No
55	GOM_NL__2PRFIN20021104_032453_000000892010_00490_03550_2377.N1	04-NOV-2002 03:24:53	Dark	88.500	48	30Alp Hya	1.9770	4100.0	177	3550	No
56	GOM_NL__2PRFIN20021104_032822_000000452010_00490_03550_2378.N1	04-NOV-2002 03:28:22	Dark	45.000	64	Gam Cen	2.2000	10600.	90	3550	No
57	GOM_NL__2PRFIN20021104_033040_000000512010_00490_03550_2379.N1	04-NOV-2002 03:30:40	Dark	51.000	26	Gam Cru	1.6240	2900.0	102	3550	No
58	GOM_NL__2PRFIN20021104_033220_000000502010_00490_03550_2380.N1	04-NOV-2002 03:32:20	Dark	49.500	12	Alp1Cru	0.77500	30000.	99	3550	No
59	GOM_NL__2PRFIN20021104_033457_000000482010_00491_03551_2357.N1	04-NOV-2002 03:34:57	Dark	48.000	71	1ot Car	2.2460	7700.0	96	3551	No
60	GOM_NL__2PRFIN20021104_034206_000000582010_00491_03551_2358.N1	04-NOV-2002 03:42:06	Dark	57.500	2	Alp Car	-0.73600	7000.0	115	3551	No
61	GOM_NL__2PRFIN20021104_034413_000001042010_00491_03551_2359.N1	04-NOV-2002 03:44:13	Dark	104.00	23	21Eps CMa	1.5020	26000.	208	3551	No
62	GOM_NL__2PRFIN20021104_034720_000000442010_00491_03551_2360.N1	04-NOV-2002 03:47:20	Dark	44.000	143	Alp Hyi	2.8570	7200.0	88	3551	No
63	GOM_NL__2PRFIN20021104_034843_000000492010_00491_03551_2361.N1	04-NOV-2002 03:48:43	Dark	48.500	9	Alp Eri	0.45300	24000.	97	3551	No
64	GOM_NL__2PRFIN20021104_035206_000000502010_00491_03551_2362.N1	04-NOV-2002 03:52:06	Straylight	50.000	157	The1Eri	2.9060	9300.0	100	3551	No
65	GOM_NL__2PRFIN20021104_035507_000002162010_00491_03551_2363.N1	04-NOV-2002 03:55:07	Straylight	216.00	47	2Bet CMa	1.9760	28000.	432	3551	No
66	GOM_NL__2PRFIN20021104_040004_000000512010_00491_03551_2364.N1	04-NOV-2002 04:00:04	Straylight	51.000	52	16Bet Cet	2.0370	4500.0	102	3551	No
67	GOM_NL__2PRFIN20021104_040609_000000662010_00491_03551_2365.N1	04-NOV-2002 04:06:09	Tw_i_and_stray	65.500	94	92Alp Cet	2.5260	3100.0	131	3551	No
68	GOM_NL__2PRFIN20021104_040938_000000432010_00491_03551_2366.N1	04-NOV-2002 04:09:38	Bright	43.000	140	88Gam Peg	2.8340	26000.	86	3551	No
69	GOM_NL__2PRFIN20021104_041132_000000512010_00491_03551_2367.N1	04-NOV-2002 04:11:32	Bright	50.500	50	13Alp Ari	2.0070	4250.0	101	3551	No
70	GOM_NL__2PRFIN20021104_041328_000000442010_00491_03551_2368.N1	04-NOV-2002 04:13:28	Bright	43.500	58	21Alp And	2.0730	11000.	87	3551	No
71	GOM_NL__2PRFIN20021104_041700_000000492010_00491_03551_2369.N1	04-NOV-2002 04:17:00	Bright	49.000	73	57Gam1And	2.2600	13100.	98	3551	No
72	GOM_NL__2PRFIN20021104_042040_000000432010_00491_03551_2370.N1	04-NOV-2002 04:20:40	Bright	43.000	68	18Alp Cas	2.2250	4500.0	86	3551	No
73	GOM_NL__2PRFIN20021104_042326_000000952010_00491_03551_2371.N1	04-NOV-2002 04:23:26	Bright	95.000	114	31ot Aur	2.6930	4600.0	190	3551	No
74	GOM_NL__2PRFIN20021104_042645_000000822010_00491_03551_2372.N1	04-NOV-2002 04:26:45	Bright	82.000	6	13Alp Aur	0.080000	3400.0	164	3551	No
75	GOM_NL__2PRFIN20021104_042954_000000442010_00491_03551_2373.N1	04-NOV-2002 04:29:54	Bright	44.000	49	1Alp UMi	1.9900	6300.0	88	3551	No
76	GOM_NL__2PRFIN20021104_043353_000000452010_00491_03551_2374.N1	04-NOV-2002 04:33:53	Bright	44.500	60	7Bet UMi	2.0810	3950.0	89	3551	No
77	GOM_NL__2PRFIN20021104_043757_000000472010_00491_03551_2375.N1	04-NOV-2002 04:37:57	Bright	47.000	36	50Alp UMa	1.8000	6300.0	94	3551	No
78	GOM_NL__2PRFIN20021104_043935_000000492010_00491_03551_2376.N1	04-NOV-2002 04:39:35	Bright	48.500	82	48Bet UMa	2.3650	10600.	97	3551	No
79	GOM_NL__2PRFIN20021104_044320_000000472010_00491_03551_2377.N1	04-NOV-2002 04:43:20	Bright	47.000	174	52Psi UMa	3.0040	4400.0	94	3551	No
80	GOM_NL__2PRFIN20021104_045136_000000722010_00491_03551_2378.N1	04-NOV-2002 04:51:36	Bright	71.500	166	17Eps Leo	2.9800	6000.0	143	3551	No
81	GOM_NL__2PRFIN20021104_045535_000000752010_00491_03551_2379.N1	04-NOV-2002 04:55:35	Bright	75.000	22	32Alp Leo	1.3600	15200.	150	3551	No
82	GOM_NL__2PRFIN20021104_050531_000000872010_00491_03551_2380.N1	04-NOV-2002 05:05:31	Dark	87.000	48	30Alp Hya	1.9770	4100.0	174	3551	No
83	GOM_NL__2PRFIN20021104_050858_000000482010_00491_03551_2381.N1	04-NOV-2002 05:08:58	Dark	47.500	64	Gam Cen	2.2000	10600.	95	3551	No
84	GOM_NL__2PRFIN20021104_051116_000000592010_00491_03551_2382.N1	04-NOV-2002 05:11:16	Dark	58.500	26	Gam Cru	1.6240	2900.0	117	3551	No
85	GOM_NL__2PRFIN20021104_051256_000000522010_00491_03551_2383.N1	04-NOV-2002 05:12:56	Dark	51.500	12	Alp1Cru	0.77500	30000.	103	3551	No
86	GOM_NL__2PRFIN20021104_051534_000000492010_00492_03552_2380.N1	04-NOV-2002 05:15:34	Dark	49.000	71	1ot Car	2.2460	7700.0	98	3552	No
87	GOM_NL__2PRFIN20021104_052243_000000572010_00492_03552_2381.N1	04-NOV-2002 05:22:43	Dark	57.000	2	Alp Car	-0.73600	7000.0	114	3552	No
88	GOM_NL__2PRFIN20021104_052450_000000982010_00492_03552_2382.N1	04-NOV-2002 05:24:50	Dark	97.500	23	21Eps CMa	1.5020	26000.	195	3552	No
89	GOM_NL__2PRFIN20021104_052756_000000442010_00492_03552_2383.N1	04-NOV-2002 05:27:56	Dark	44.000	143	Alp Hyi	2.8570	7200.0	88	3552	No
90	GOM_NL__2PRFIN20021104_052919_000000502010_00492_03552_2384.N1	04-NOV-2002 05:29:19	Dark	50.000	9	Alp Eri	0.45300	24000.	100	3552	No
91	GOM_NL__2PRFIN20021104_053242_000000502010_00492_03552_2385.N1	04-NOV-2002 05:32:42	Straylight	50.000	157	The1Eri	2.9060	9300.0	100	3552	No
92	GOM_NL__2PRFIN20021104_053544_000002162010_00492_03552_2386.N1	04-NOV-2002 05:35:44	Straylight	216.00	47	2Bet CMa	1.9760	28000.	432	3552	No
93	GOM_NL__2PRFIN20021104_054040_000000512010_00492_03552_2387.N1	04-NOV-2002 05:40:40	Straylight	51.000	52	16Bet Cet	2.0370	4500.0	102	3552	No
94	GOM_NL__2PRFIN20021104_054645_000000632010_00492_03552_2388.N1	04-NOV-2002 05:46:45	Tw_i_and_stray	63.000	94	92Alp Cet	2.5260	3100.0	126	3552	No
95	GOM_NL__2PRFIN20021104_055014_000000422010_00492_03552_2389.N1	04-NOV-2002 05:50:14	Bright	42.000	140	88Gam Peg	2.8340	26000.	84	3552	No
96	GOM_NL__2PRFIN20021104_055208_000000502010_00492_03552_2390.N1	04-NOV-2002 05:52:08	Bright	49.500	50	13Alp Ari	2.0070	4250.0	99	3552	No
97	GOM_NL__2PRFIN20021104_055405_000000442010_00492_03552_2391.N1	04-NOV-2002 05:54:05	Bright	43.500	58	21Alp And	2.0730	11000.	87	3552	No
98	GOM_NL__2PRFIN20021104_055736_000000482010_00492_03552_2392.N1	04-NOV-2002 05:57:36	Bright	48.000	73	57Gam1And	2.2600	13100.	96	3552	No
99	GOM_NL__2PRFIN20021104_060116_000000432010_00492_03552_2393.N1	04-NOV-2002 06:01:16	Bright	42.500	68	18Alp Cas	2.2250	4500.0	85	3552	No
100	GOM_NL__2PRFIN20021104_060400_000000972010_00492_03552_2394.N1	04-NOV-2002 06:04:00	Bright	96.500	114	31ot Aur	2.6930	4600.0	193	3552	No
101	GOM_NL__2PRFIN20021104_060719_000000782010_00492_03552_2395.N1	04-NOV-2002 06:07:19	Bright	77.500	6	13Alp Aur	0.080000	3400.0	155	3552	No

102	GOM_NL__2PRFIN20021104_061030_000000452010_00492_03552_2396.N1	04-NOV-2002 06:10:30	Bright	45.000	49	1Alp UMi	1.9900	6300.0	90	3552	No
103	GOM_NL__2PRFIN20021104_061429_000000452010_00492_03552_2397.N1	04-NOV-2002 06:14:29	Bright	44.500	60	7Bet UMi	2.0810	3950.0	89	3552	No
104	GOM_NL__2PRFIN20021104_061834_000000482010_00492_03552_2398.N1	04-NOV-2002 06:18:34	Bright	48.000	36	50Alp UMa	1.8000	6300.0	96	3552	No
105	GOM_NL__2PRFIN20021104_062011_000000452010_00492_03552_2399.N1	04-NOV-2002 06:20:11	Bright	45.000	82	48Bet UMa	2.3650	10600.	90	3552	No
106	GOM_NL__2PRFIN20021104_062356_000000472010_00492_03552_2400.N1	04-NOV-2002 06:23:56	Bright	47.000	174	52Psi UMa	3.0040	4400.0	94	3552	No
107	GOM_NL__2PRFIN20021104_063213_000000692010_00492_03552_2401.N1	04-NOV-2002 06:32:13	Bright	69.000	166	17Eps Leo	2.9800	6000.0	138	3552	No
108	GOM_NL__2PRFIN20021104_063612_000000762010_00492_03552_2402.N1	04-NOV-2002 06:36:12	Bright	76.000	22	32Alp Leo	1.3600	15200.	152	3552	No
109	GOM_NL__2PRFIN20021104_064609_000000992010_00492_03552_2403.N1	04-NOV-2002 06:46:09	Dark	99.000	48	30Alp Hya	1.9770	4100.0	198	3552	No
110	GOM_NL__2PRFIN20021104_064933_000000472010_00492_03552_2404.N1	04-NOV-2002 06:49:33	Dark	46.500	64	Gam Cen	2.2000	10600.	93	3552	No
111	GOM_NL__2PRFIN20021104_065152_000000512010_00492_03552_2405.N1	04-NOV-2002 06:51:52	Dark	51.000	26	Gam Cru	1.6240	2900.0	102	3552	No
112	GOM_NL__2PRFIN20021104_072116_000000502010_00493_03553_2374.N1	04-NOV-2002 07:21:16	Dark	50.000	52	16Bet Cet	2.0370	4500.0	100	3553	Yes
113	GOM_NL__2PRFIN20021104_072720_000000642010_00493_03553_2375.N1	04-NOV-2002 07:27:20	Tw_i_and_stray	64.000	94	92Alp Cet	2.5260	3100.0	128	3553	No
114	GOM_NL__2PRFIN20021104_073050_000000452010_00493_03553_2376.N1	04-NOV-2002 07:30:50	Bright	44.500	140	88Gam Peg	2.8340	26000.	89	3553	No
115	GOM_NL__2PRFIN20021104_073243_000000492010_00493_03553_2377.N1	04-NOV-2002 07:32:43	Bright	49.000	50	13Alp Ari	2.0070	4250.0	98	3553	No
116	GOM_NL__2PRFIN20021104_073441_000000442010_00493_03553_2378.N1	04-NOV-2002 07:34:41	Bright	43.500	58	21Alp And	2.0730	11000.	87	3553	No
117	GOM_NL__2PRFIN20021104_073812_000000462010_00493_03553_2379.N1	04-NOV-2002 07:38:12	Bright	45.500	73	57Gam1And	2.2600	13100.	91	3553	No
118	GOM_NL__2PRFIN20021104_074152_000000442010_00493_03553_2380.N1	04-NOV-2002 07:41:52	Bright	43.500	68	18Alp Cas	2.2250	4500.0	87	3553	No
119	GOM_NL__2PRFIN20021104_074434_000000932010_00493_03553_2381.N1	04-NOV-2002 07:44:34	Bright	92.500	114	3lot Aur	2.6930	4600.0	185	3553	No
120	GOM_NL__2PRFIN20021104_074754_000001042010_00493_03553_2382.N1	04-NOV-2002 07:47:54	Bright	104.00	6	13Alp Aur	0.080000	3400.0	208	3553	No
121	GOM_NL__2PRFIN20021104_075106_000000452010_00493_03553_2383.N1	04-NOV-2002 07:51:06	Bright	44.500	49	1Alp UMi	1.9900	6300.0	89	3553	No
122	GOM_NL__2PRFIN20021104_075505_000000442010_00493_03553_2384.N1	04-NOV-2002 07:55:05	Bright	44.000	60	7Bet UMi	2.0810	3950.0	88	3553	No
123	GOM_NL__2PRFIN20021104_075910_000000482010_00493_03553_2385.N1	04-NOV-2002 07:59:10	Bright	48.000	36	50Alp UMa	1.8000	6300.0	96	3553	No
124	GOM_NL__2PRFIN20021104_080047_000000482010_00493_03553_2386.N1	04-NOV-2002 08:00:47	Bright	48.000	82	48Bet UMa	2.3650	10600.	96	3553	No
125	GOM_NL__2PRFIN20021104_080432_000000472010_00493_03553_2387.N1	04-NOV-2002 08:04:32	Bright	47.000	174	52Psi UMa	3.0040	4400.0	94	3553	No
126	GOM_NL__2PRFIN20021104_081249_000000742010_00493_03553_2388.N1	04-NOV-2002 08:12:49	Bright	73.500	166	17Eps Leo	2.9800	6000.0	147	3553	No
127	GOM_NL__2PRFIN20021104_081648_000000742010_00493_03553_2389.N1	04-NOV-2002 08:16:48	Bright	74.000	22	32Alp Leo	1.3600	15200.	148	3553	No
128	GOM_NL__2PRFIN20021104_082646_000000932010_00493_03553_2390.N1	04-NOV-2002 08:26:46	Dark	92.500	48	30Alp Hya	1.9770	4100.0	185	3553	No
129	GOM_NL__2PRFIN20021104_083010_000000462010_00493_03553_2391.N1	04-NOV-2002 08:30:10	Dark	45.500	64	Gam Cen	2.2000	10600.	91	3553	No
130	GOM_NL__2PRFIN20021104_083228_000000512010_00493_03553_2392.N1	04-NOV-2002 08:32:28	Dark	51.000	26	Gam Cru	1.6240	2900.0	102	3553	No
131	GOM_NL__2PRFIN20021104_083408_000000512010_00493_03553_2393.N1	04-NOV-2002 08:34:08	Dark	51.000	12	Alp1Cru	0.77500	30000.	102	3553	No
132	GOM_NL__2PRFIN20021104_083647_000000482010_00494_03554_2375.N1	04-NOV-2002 08:36:47	Dark	48.000	71	lot Car	2.2460	7700.0	96	3554	No
133	GOM_NL__2PRFIN20021104_084357_000000582010_00494_03554_2376.N1	04-NOV-2002 08:43:57	Dark	57.500	2	Alp Car	-0.73600	7000.0	115	3554	No
134	GOM_NL__2PRFIN20021104_084606_000000972010_00494_03554_2377.N1	04-NOV-2002 08:46:06	Dark	96.500	23	21Eps CMa	1.5020	26000.	193	3554	No
135	GOM_NL__2PRFIN20021104_084908_000000452010_00494_03554_2378.N1	04-NOV-2002 08:49:08	Dark	45.000	143	Alp Hyi	2.8570	7200.0	90	3554	No
136	GOM_NL__2PRFIN20021104_085031_000000542010_00494_03554_2379.N1	04-NOV-2002 08:50:31	Dark	54.000	9	Alp Eri	0.45300	24000.	108	3554	No
137	GOM_NL__2PRFIN20021104_085355_000000502010_00494_03554_2380.N1	04-NOV-2002 08:53:55	Straylight	49.500	157	The1Eri	2.9060	9300.0	99	3554	No
138	GOM_NL__2PRFIN20021104_085658_000002162010_00494_03554_2381.N1	04-NOV-2002 08:56:58	Straylight	216.00	47	2Bet CMa	1.9760	28000.	432	3554	No
139	GOM_NL__2PRFIN20021104_090152_000000502010_00494_03554_2382.N1	04-NOV-2002 09:01:52	Straylight	49.500	52	16Bet Cet	2.0370	4500.0	99	3554	No
140	GOM_NL__2PRFIN20021104_090756_000000642010_00494_03554_2383.N1	04-NOV-2002 09:07:56	Tw_i_and_stray	63.500	94	92Alp Cet	2.5260	3100.0	127	3554	No
141	GOM_NL__2PRFIN20021104_091126_000000442010_00494_03554_2384.N1	04-NOV-2002 09:11:26	Bright	44.000	140	88Gam Peg	2.8340	26000.	88	3554	No
142	GOM_NL__2PRFIN20021104_091319_000000502010_00494_03554_2385.N1	04-NOV-2002 09:13:19	Bright	49.500	50	13Alp Ari	2.0070	4250.0	99	3554	No
143	GOM_NL__2PRFIN20021104_091517_000000442010_00494_03554_2386.N1	04-NOV-2002 09:15:17	Bright	44.000	58	21Alp And	2.0730	11000.	88	3554	No
144	GOM_NL__2PRFIN20021104_091848_000000472010_00494_03554_2387.N1	04-NOV-2002 09:18:48	Bright	46.500	73	57Gam1And	2.2600	13100.	93	3554	No
145	GOM_NL__2PRFIN20021104_092229_000000422010_00494_03554_2388.N1	04-NOV-2002 09:22:29	Bright	42.000	68	18Alp Cas	2.2250	4500.0	84	3554	No
146	GOM_NL__2PRFIN20021104_092508_000000952010_00494_03554_2389.N1	04-NOV-2002 09:25:08	Bright	94.500	114	3lot Aur	2.6930	4600.0	189	3554	No
147	GOM_NL__2PRFIN20021104_092828_000001042010_00494_03554_2390.N1	04-NOV-2002 09:28:28	Bright	104.00	6	13Alp Aur	0.080000	3400.0	208	3554	No
148	GOM_NL__2PRFIN20021104_093142_000000412010_00494_03554_2391.N1	04-NOV-2002 09:31:42	Bright	40.500	49	1Alp UMi	1.9900	6300.0	81	3554	No
149	GOM_NL__2PRFIN20021104_093541_000000442010_00494_03554_2392.N1	04-NOV-2002 09:35:41	Bright	44.000	60	7Bet UMi	2.0810	3950.0	88	3554	No
150	GOM_NL__2PRFIN20021104_093946_000000452010_00494_03554_2393.N1	04-NOV-2002 09:39:46	Bright	45.000	36	50Alp UMa	1.8000	6300.0	90	3554	No
151	GOM_NL__2PRFIN20021104_094123_000000462010_00494_03554_2394.N1	04-NOV-2002 09:41:23	Bright	46.000	82	48Bet UMa	2.3650	10600.	92	3554	No
152	GOM_NL__2PRFIN20021104_094508_000000462010_00494_03554_2395.N1	04-NOV-2002 09:45:08	Bright	45.500	174	52Psi UMa	3.0040	4400.0	91	3554	No
153	GOM_NL__2PRFIN20021104_095326_000000742010_00494_03554_2396.N1	04-NOV-2002 09:53:26	Bright	73.500	166	17Eps Leo	2.9800	6000.0	147	3554	No
154	GOM_NL__2PRFIN20021104_095725_000000732010_00494_03554_2397.N1	04-NOV-2002 09:57:25	Bright	73.000	22	32Alp Leo	1.3600	15200.	146	3554	No
155	GOM_NL__2PRFIN20021104_100724_000000902010_00494_03554_2398.N1	04-NOV-2002 10:07:24	Dark	90.000	48	30Alp Hya	1.9770	4100.0	180	3554	No
156	GOM_NL__2PRFIN20021104_101046_000000462010_00494_03554_2399.N1	04-NOV-2002 10:10:46	Dark	46.000	64	Gam Cen	2.2000	10600.	92	3554	No
157	GOM_NL__2PRFIN20021104_101304_000000582010_00494_03554_2400.N1	04-NOV-2002 10:13:04	Dark	58.000	26	Gam Cru	1.6240	2900.0	116	3554	No
158	GOM_NL__2PRFIN20021104_101444_000000492010_00494_03554_2401.N1	04-NOV-2002 10:14:44	Dark	48.500	12	Alp1Cru	0.77500	30000.	97	3554	No
159	GOM_NL__2PRFIN20021104_101723_000000502010_00495_03555_9435.N1	04-NOV-2002 10:17:23	Dark	49.500	71	lot Car	2.2460	7700.0	99	3555	No
160	GOM_NL__2PRFIN20021104_102433_000000702010_00495_03555_9436.N1	04-NOV-2002 10:24:33	Dark	70.000	2	Alp Car	-0.73600	7000.0	140	3555	No

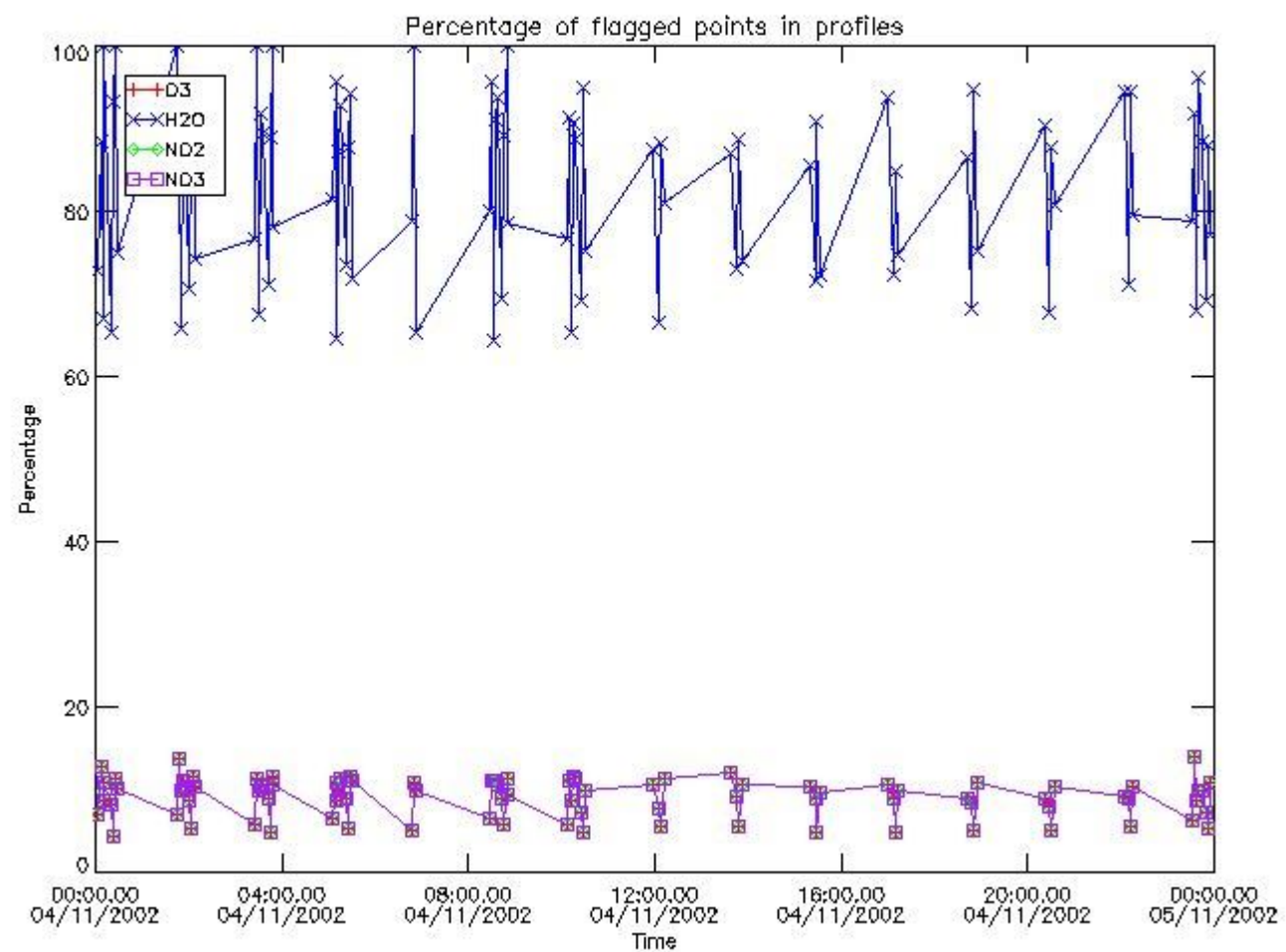
161	GOM_NL__2PRFIN20021104_102643_000001082010_00495_03555_9437.N1	04-NOV-2002 10:26:43	Dark	107.50	23	21Eps CMa	1.5020	26000.	215	3555	No
162	GOM_NL__2PRFIN20021104_103107_000000512010_00495_03555_9438.N1	04-NOV-2002 10:31:07	Dark	51.000	9	Alp Eri	0.45300	24000.	102	3555	No
163	GOM_NL__2PRFIN20021104_103431_000000482010_00495_03555_9439.N1	04-NOV-2002 10:34:31	Straylight	47.500	157	The1Eri	2.9060	9300.0	95	3555	No
164	GOM_NL__2PRFIN20021104_103748_000002192010_00495_03555_9440.N1	04-NOV-2002 10:37:48	Straylight	219.00	1	9Alp CMa	-1.4400	11000.	438	3555	No
165	GOM_NL__2PRFIN20021104_104226_000000682010_00495_03555_9441.N1	04-NOV-2002 10:42:26	Straylight	68.000	165	34Gam Eri	2.9500	3200.0	136	3555	No
166	GOM_NL__2PRFIN20021104_115800_000000482010_00496_03556_9435.N1	04-NOV-2002 11:58:00	Dark	48.000	71	lot Car	2.2460	7700.0	96	3556	No
167	GOM_NL__2PRFIN20021104_120511_000000662010_00496_03556_9436.N1	04-NOV-2002 12:05:11	Dark	66.000	2	Alp Car	-0.73600	7000.0	132	3556	No
168	GOM_NL__2PRFIN20021104_120721_000000942010_00496_03556_9437.N1	04-NOV-2002 12:07:21	Dark	94.000	23	21Eps CMa	1.5020	26000.	188	3556	No
169	GOM_NL__2PRFIN20021104_121143_000000452010_00496_03556_9438.N1	04-NOV-2002 12:11:43	Dark	45.000	9	Alp Eri	0.45300	24000.	90	3556	No
170	GOM_NL__2PRFIN20021104_121508_000000502010_00496_03556_9439.N1	04-NOV-2002 12:15:08	Straylight	50.000	157	The1Eri	2.9060	9300.0	100	3556	No
171	GOM_NL__2PRFIN20021104_121825_000002192010_00496_03556_9440.N1	04-NOV-2002 12:18:25	Straylight	219.00	1	9Alp CMa	-1.4400	11000.	438	3556	No
172	GOM_NL__2PRFIN20021104_122302_000000752010_00496_03556_9441.N1	04-NOV-2002 12:23:02	Straylight	74.500	165	34Gam Eri	2.9500	3200.0	149	3556	No
173	GOM_NL__2PRFIN20021104_133837_000000472010_00497_03557_9435.N1	04-NOV-2002 13:38:37	Dark	46.500	71	lot Car	2.2460	7700.0	93	3557	No
174	GOM_NL__2PRFIN20021104_134548_000000562010_00497_03557_9436.N1	04-NOV-2002 13:45:48	Dark	56.000	2	Alp Car	-0.73600	7000.0	112	3557	No
175	GOM_NL__2PRFIN20021104_134759_000000932010_00497_03557_9437.N1	04-NOV-2002 13:47:59	Dark	93.000	23	21Eps CMa	1.5020	26000.	186	3557	No
176	GOM_NL__2PRFIN20021104_135219_000000532010_00497_03557_9438.N1	04-NOV-2002 13:52:19	Dark	52.500	9	Alp Eri	0.45300	24000.	105	3557	No
177	GOM_NL__2PRFIN20021104_135544_000000492010_00497_03557_9439.N1	04-NOV-2002 13:55:44	Straylight	48.500	157	The1Eri	2.9060	9300.0	97	3557	No
178	GOM_NL__2PRFIN20021104_135903_000002192010_00497_03557_9440.N1	04-NOV-2002 13:59:03	Straylight	219.00	1	9Alp CMa	-1.4400	11000.	438	3557	No
179	GOM_NL__2PRFIN20021104_140339_000000732010_00497_03557_9441.N1	04-NOV-2002 14:03:39	Straylight	72.500	165	34Gam Eri	2.9500	3200.0	145	3557	No
180	GOM_NL__2PRFIN20021104_151912_000000492010_00498_03558_9435.N1	04-NOV-2002 15:19:12	Dark	49.000	71	lot Car	2.2460	7700.0	98	3558	No
181	GOM_NL__2PRFIN20021104_152623_000000572010_00498_03558_9436.N1	04-NOV-2002 15:26:23	Dark	56.500	2	Alp Car	-0.73600	7000.0	113	3558	No
182	GOM_NL__2PRFIN20021104_152836_000001052010_00498_03558_9437.N1	04-NOV-2002 15:28:36	Dark	104.50	23	21Eps CMa	1.5020	26000.	209	3558	No
183	GOM_NL__2PRFIN20021104_153255_000000532010_00498_03558_9438.N1	04-NOV-2002 15:32:55	Dark	53.000	9	Alp Eri	0.45300	24000.	106	3558	No
184	GOM_NL__2PRFIN20021104_153619_000000482010_00498_03558_9439.N1	04-NOV-2002 15:36:19	Straylight	47.500	157	The1Eri	2.9060	9300.0	95	3558	No
185	GOM_NL__2PRFIN20021104_165949_000000482010_00499_03559_9435.N1	04-NOV-2002 16:59:49	Dark	48.000	71	lot Car	2.2460	7700.0	96	3559	No
186	GOM_NL__2PRFIN20021104_170700_000000572010_00499_03559_9436.N1	04-NOV-2002 17:07:00	Dark	56.500	2	Alp Car	-0.73600	7000.0	113	3559	No
187	GOM_NL__2PRFIN20021104_170914_000001062010_00499_03559_9437.N1	04-NOV-2002 17:09:14	Dark	105.50	23	21Eps CMa	1.5020	26000.	211	3559	No
188	GOM_NL__2PRFIN20021104_171331_000000522010_00499_03559_9438.N1	04-NOV-2002 17:13:31	Dark	52.000	9	Alp Eri	0.45300	24000.	104	3559	No
189	GOM_NL__2PRFIN20021104_171656_000000502010_00499_03559_9439.N1	04-NOV-2002 17:16:56	Straylight	50.000	157	The1Eri	2.9060	9300.0	100	3559	No
190	GOM_NL__2PRFIN20021104_184218_000000572010_00500_03560_9435.N1	04-NOV-2002 18:42:18	Dark	56.500	34	Gam2Vel	1.7930	23000.	113	3560	No
191	GOM_NL__2PRFIN20021104_184737_000000602010_00500_03560_9436.N1	04-NOV-2002 18:47:37	Dark	60.000	2	Alp Car	-0.73600	7000.0	120	3560	No
192	GOM_NL__2PRFIN20021104_184951_000001032010_00500_03560_9437.N1	04-NOV-2002 18:49:51	Dark	102.50	23	21Eps CMa	1.5020	26000.	205	3560	No
193	GOM_NL__2PRFIN20021104_185407_000000472010_00500_03560_9438.N1	04-NOV-2002 18:54:07	Dark	47.000	9	Alp Eri	0.45300	24000.	94	3560	No
194	GOM_NL__2PRFIN20021104_185732_000000502010_00500_03560_9439.N1	04-NOV-2002 18:57:32	Straylight	50.000	157	The1Eri	2.9060	9300.0	100	3560	No
195	GOM_NL__2PRFIN20021104_202254_000000582010_00501_03561_9435.N1	04-NOV-2002 20:22:54	Dark	57.500	34	Gam2Vel	1.7930	23000.	115	3561	No
196	GOM_NL__2PRFIN20021104_202813_000000702010_00501_03561_9436.N1	04-NOV-2002 20:28:13	Dark	70.000	2	Alp Car	-0.73600	7000.0	140	3561	No
197	GOM_NL__2PRFIN20021104_203029_000000992010_00501_03561_9437.N1	04-NOV-2002 20:30:29	Dark	99.000	23	21Eps CMa	1.5020	26000.	198	3561	No
198	GOM_NL__2PRFIN20021104_203443_000000502010_00501_03561_9438.N1	04-NOV-2002 20:34:43	Dark	49.500	9	Alp Eri	0.45300	24000.	99	3561	No
199	GOM_NL__2PRFIN20021104_203808_000000482010_00501_03561_9439.N1	04-NOV-2002 20:38:08	Straylight	47.500	157	The1Eri	2.9060	9300.0	95	3561	No
200	GOM_NL__2PRFIN20021104_220331_000000562011_00001_03562_1331.N1	04-NOV-2002 22:03:31	Dark	55.500	34	Gam2Vel	1.7930	23000.	111	3562	No
201	GOM_NL__2PRFIN20021104_220850_000000582011_00001_03562_1332.N1	04-NOV-2002 22:08:50	Dark	57.500	2	Alp Car	-0.73600	7000.0	115	3562	No
202	GOM_NL__2PRFIN20021104_221107_000001012011_00001_03562_1333.N1	04-NOV-2002 22:11:07	Dark	101.00	23	21Eps CMa	1.5020	26000.	202	3562	No
203	GOM_NL__2PRFIN20021104_221519_000000492011_00001_03562_1334.N1	04-NOV-2002 22:15:19	Dark	49.000	9	Alp Eri	0.45300	24000.	98	3562	No
204	GOM_NL__2PRFIN20021104_221845_000000492011_00001_03562_1335.N1	04-NOV-2002 22:18:45	Straylight	48.500	157	The1Eri	2.9060	9300.0	97	3562	No
205	GOM_NL__2PRFIN20021104_222154_000002162011_00001_03562_1336.N1	04-NOV-2002 22:21:54	Straylight	216.00	47	2Bet CMa	1.9760	28000.	432	3562	No
206	GOM_NL__2PRFIN20021104_222641_000000492011_00001_03562_1337.N1	04-NOV-2002 22:26:41	Straylight	49.000	52	16Bet Cet	2.0370	4500.0	98	3562	No
207	GOM_NL__2PRFIN20021104_223242_000000662011_00001_03562_1338.N1	04-NOV-2002 22:32:42	Tw_i_and_stray	66.000	94	92Alp Cet	2.5260	3100.0	132	3562	No
208	GOM_NL__2PRFIN20021104_223616_000000442011_00001_03562_1339.N1	04-NOV-2002 22:36:16	Bright	43.500	140	88Gam Peg	2.8340	26000.	87	3562	No
209	GOM_NL__2PRFIN20021104_223805_000000492011_00001_03562_1340.N1	04-NOV-2002 22:38:05	Bright	49.000	50	13Alp Ari	2.0070	4250.0	98	3562	No
210	GOM_NL__2PRFIN20021104_224007_000000442011_00001_03562_1341.N1	04-NOV-2002 22:40:07	Bright	43.500	58	21Alp And	2.0730	11000.	87	3562	No
211	GOM_NL__2PRFIN20021104_224334_000000462011_00001_03562_1342.N1	04-NOV-2002 22:43:34	Bright	46.000	73	57Gam1And	2.2600	13100.	92	3562	No
212	GOM_NL__2PRFIN20021104_224716_000000452011_00001_03562_1343.N1	04-NOV-2002 22:47:16	Bright	44.500	68	18Alp Cas	2.2250	4500.0	89	3562	No
213	GOM_NL__2PRFIN20021104_224940_000000932011_00001_03562_1344.N1	04-NOV-2002 22:49:40	Bright	92.500	114	3lot Aur	2.6930	4600.0	185	3562	No
214	GOM_NL__2PRFIN20021104_225305_000000802011_00001_03562_1345.N1	04-NOV-2002 22:53:05	Bright	79.500	6	13Alp Aur	0.080000	3400.0	159	3562	No
215	GOM_NL__2PRFIN20021104_225630_000000432011_00001_03562_1346.N1	04-NOV-2002 22:56:30	Bright	43.000	49	1Alp UMi	1.9900	6300.0	86	3562	No
216	GOM_NL__2PRFIN20021104_230029_000000402011_00001_03562_1347.N1	04-NOV-2002 23:00:29	Bright	39.500	60	7Bet UMi	2.0810	3950.0	79	3562	No
217	GOM_NL__2PRFIN20021104_230432_000000492011_00001_03562_1348.N1	04-NOV-2002 23:04:32	Bright	49.000	36	50Alp UMa	1.8000	6300.0	98	3562	No
218	GOM_NL__2PRFIN20021104_230609_000000492011_00001_03562_1349.N1	04-NOV-2002 23:06:09	Bright	48.500	82	48Bet UMa	2.3650	10600.	97	3562	No
219	GOM_NL__2PRFIN20021104_230954_000000512011_00001_03562_1350.N1	04-NOV-2002 23:09:54	Bright	50.500	174	52Psi UMa	3.0040	4400.0	101	3562	No

220	GOM_NL__2PRFIN20021104_231855_000000822011_00001_03562_1351.N1	04-NOV-2002 23:18:55	Bright	82.000	51	41Gam1Leo	2.0100	4500.0	164	3562	No
221	GOM_NL__2PRFIN20021104_232217_000000802011_00001_03562_1352.N1	04-NOV-2002 23:22:17	Twilight_stray	80.000	22	32Alp Leo	1.3600	15200.	160	3562	No
222	GOM_NL__2PRFIN20021104_233224_000000902011_00001_03562_1353.N1	04-NOV-2002 23:32:24	Dark	90.000	48	30Alp Hya	1.9770	4100.0	180	3562	No
223	GOM_NL__2PRFIN20021104_233534_000000442011_00001_03562_1354.N1	04-NOV-2002 23:35:34	Dark	43.500	64	Gam Cen	2.2000	10600.	87	3562	No
224	GOM_NL__2PRFIN20021104_233751_000000582011_00001_03562_1355.N1	04-NOV-2002 23:37:51	Dark	58.000	26	Gam Cru	1.6240	2900.0	116	3562	No
225	GOM_NL__2PRFIN20021104_233932_000000512011_00001_03562_1356.N1	04-NOV-2002 23:39:32	Dark	51.000	12	Alp1Cru	0.77500	30000.	102	3562	No
226	GOM_NL__2PRFIN20021104_234409_000000572011_00002_03563_1648.N1	04-NOV-2002 23:44:09	Dark	57.000	34	Gam2Vel	1.7930	23000.	114	3563	No
227	GOM_NL__2PRFIN20021104_234927_000000702011_00002_03563_1649.N1	04-NOV-2002 23:49:27	Dark	70.000	2	Alp Car	-0.73600	7000.0	140	3563	No
228	GOM_NL__2PRFIN20021104_235144_000000952011_00002_03563_1650.N1	04-NOV-2002 23:51:44	Dark	95.000	23	21Eps CMa	1.5020	26000.	190	3563	No
229	GOM_NL__2PRFIN20021104_235555_000000472011_00002_03563_1651.N1	04-NOV-2002 23:55:55	Dark	46.500	9	Alp Eri	0.45300	24000.	93	3563	No
230	GOM_NL__2PRFIN20021104_235921_000000482011_00002_03563_1652.N1	04-NOV-2002 23:59:21	Straylight	47.500	157	The1Eri	2.9060	9300.0	95	3563	No

3. Quality information per product

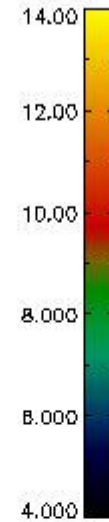
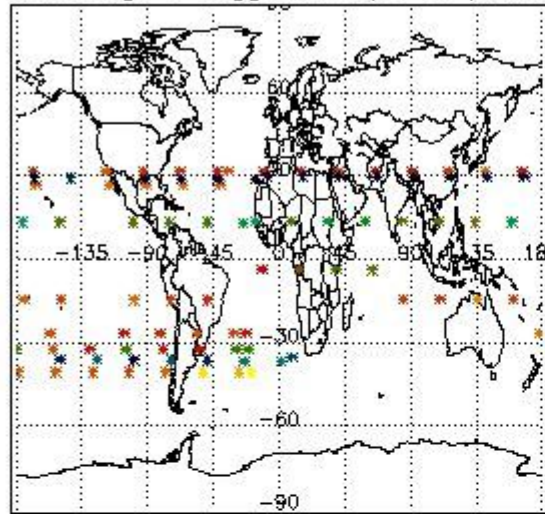
In this section it is plotted some information contained in the Quality Summary data set of the level 2 products. Only products in dark limb conditions and without errors (error flag in the MPH set to "0") are used.

3.1 Plot quality information per product (time dependant)

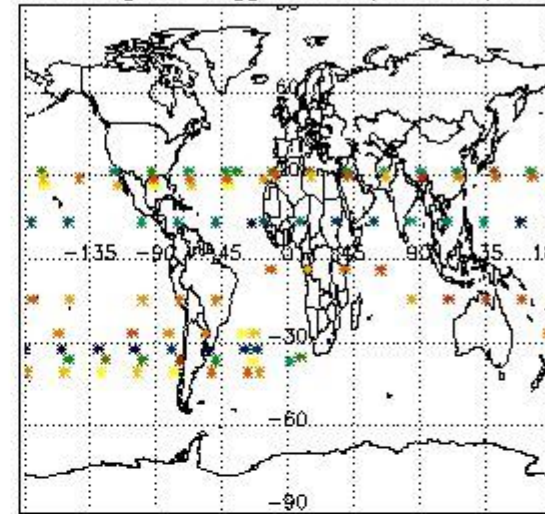


3.2 Plot quality information per product (world map)

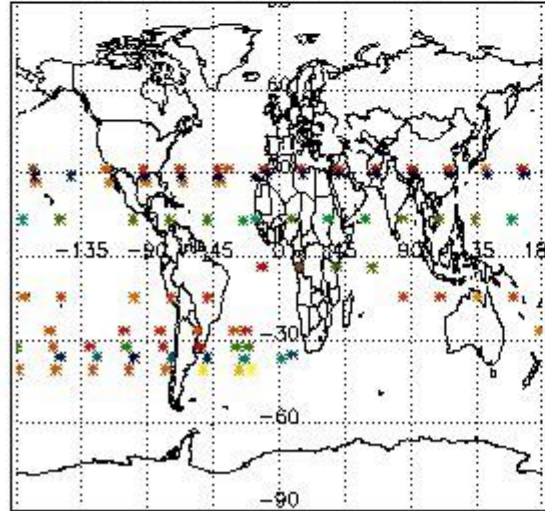
Percentage of flagged data per O3 profile



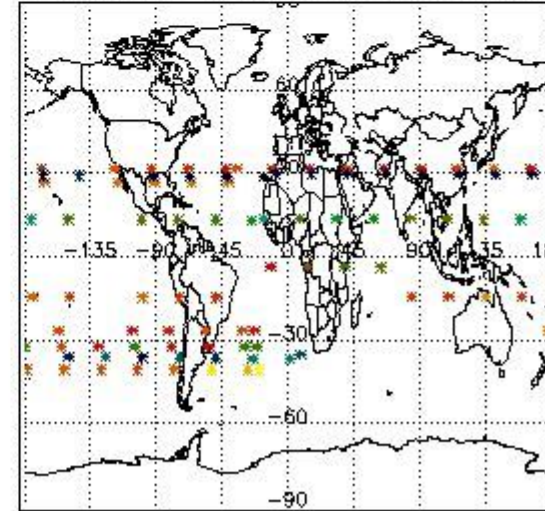
Percentage of flagged data per H2O profile



Percentage of flagged data per NO2 profile



Percentage of flagged data per NO3 profile

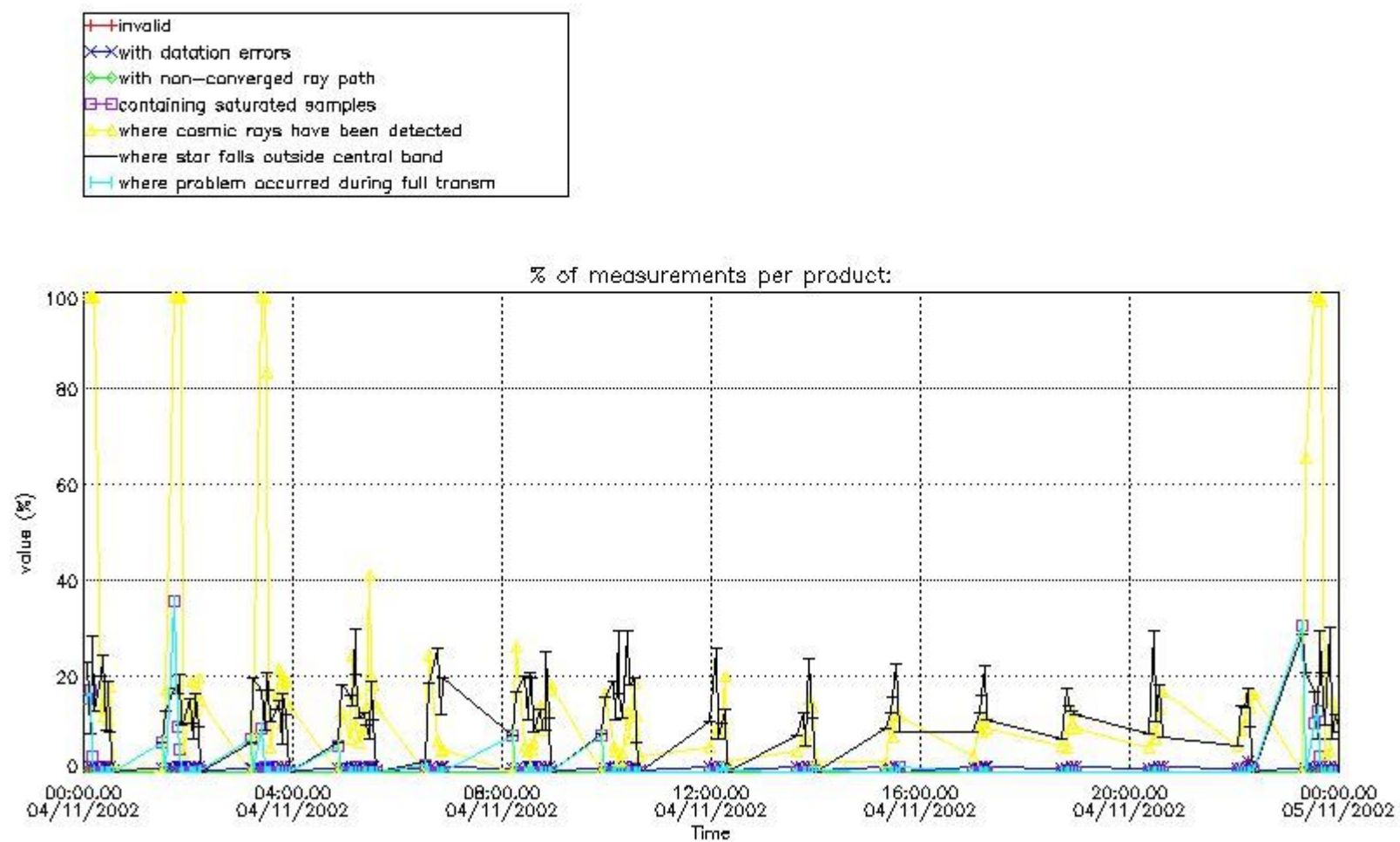


4. Level 1 quality information per product

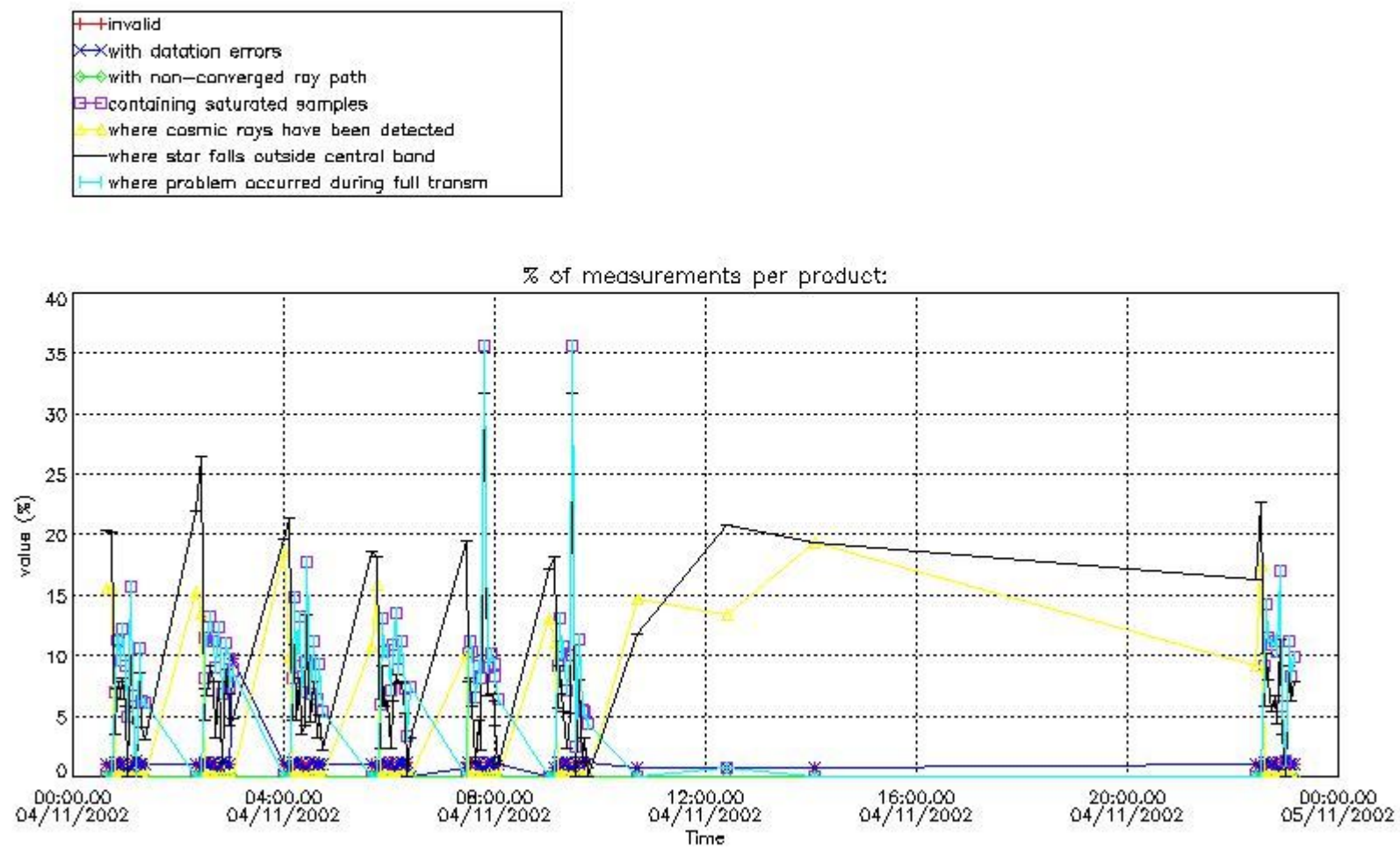
In this section it is plotted some information contained in the Quality Summary data set of the level 2 products that comes from the level 1b processing. Products without errors (error flag in the MPH set to "0") are used.

4.1 Plot quality information per product (time dependant) coming from level 1b processing

4.1.1 Plot level 1 quality information per product (time dependant): ENVISAT ASCENDING passes



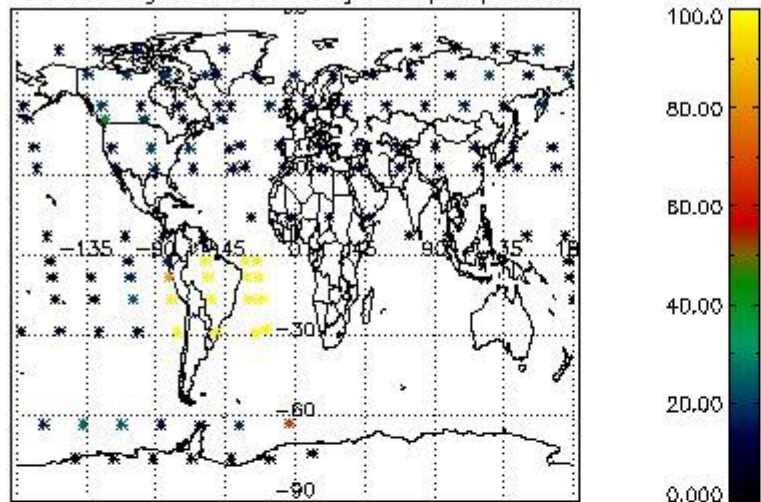
4.1.2 Plot level 1 quality information per product (time dependant): ENVI SAT DESCENDING passes



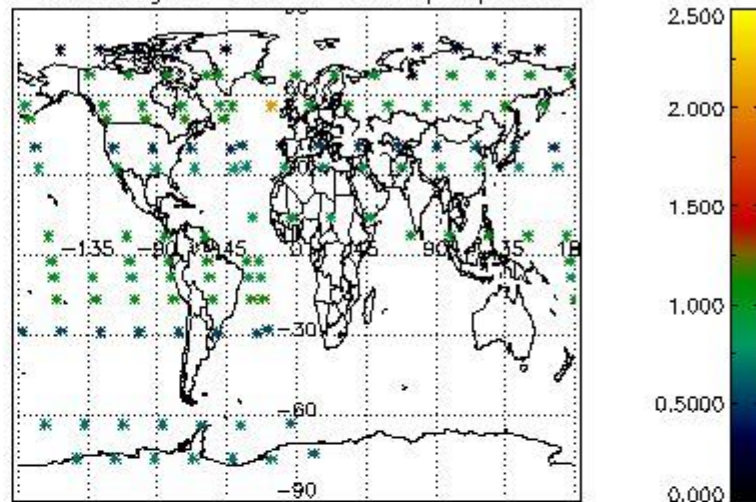
4.2 Plot quality information per product coming from level 1b processing (world map)

4.2.1 Plot level 1 quality information per product (world map): ENVISAT ASCENDING passes

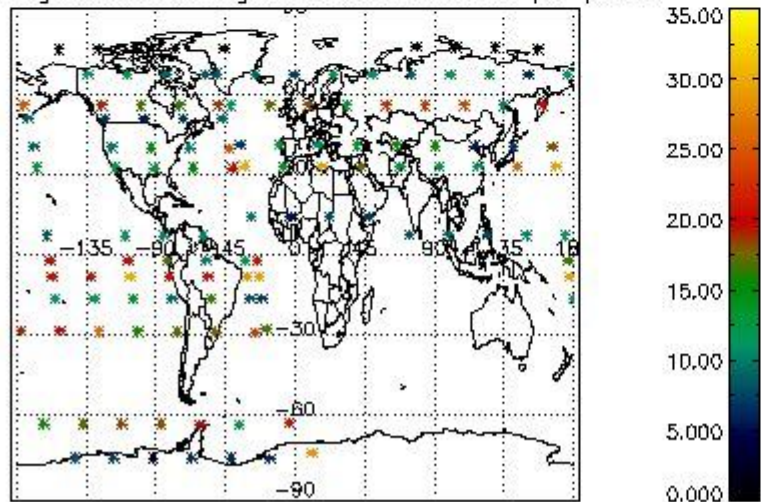
Percentage of cosmic ray hits per profile



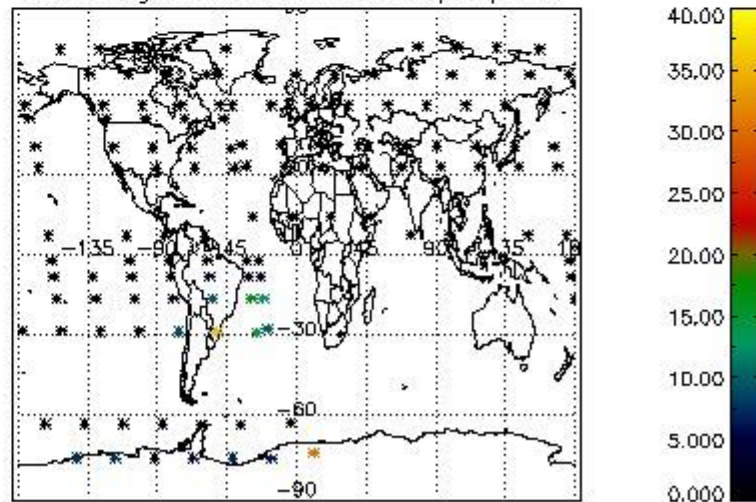
Percentage of datation errors per profile



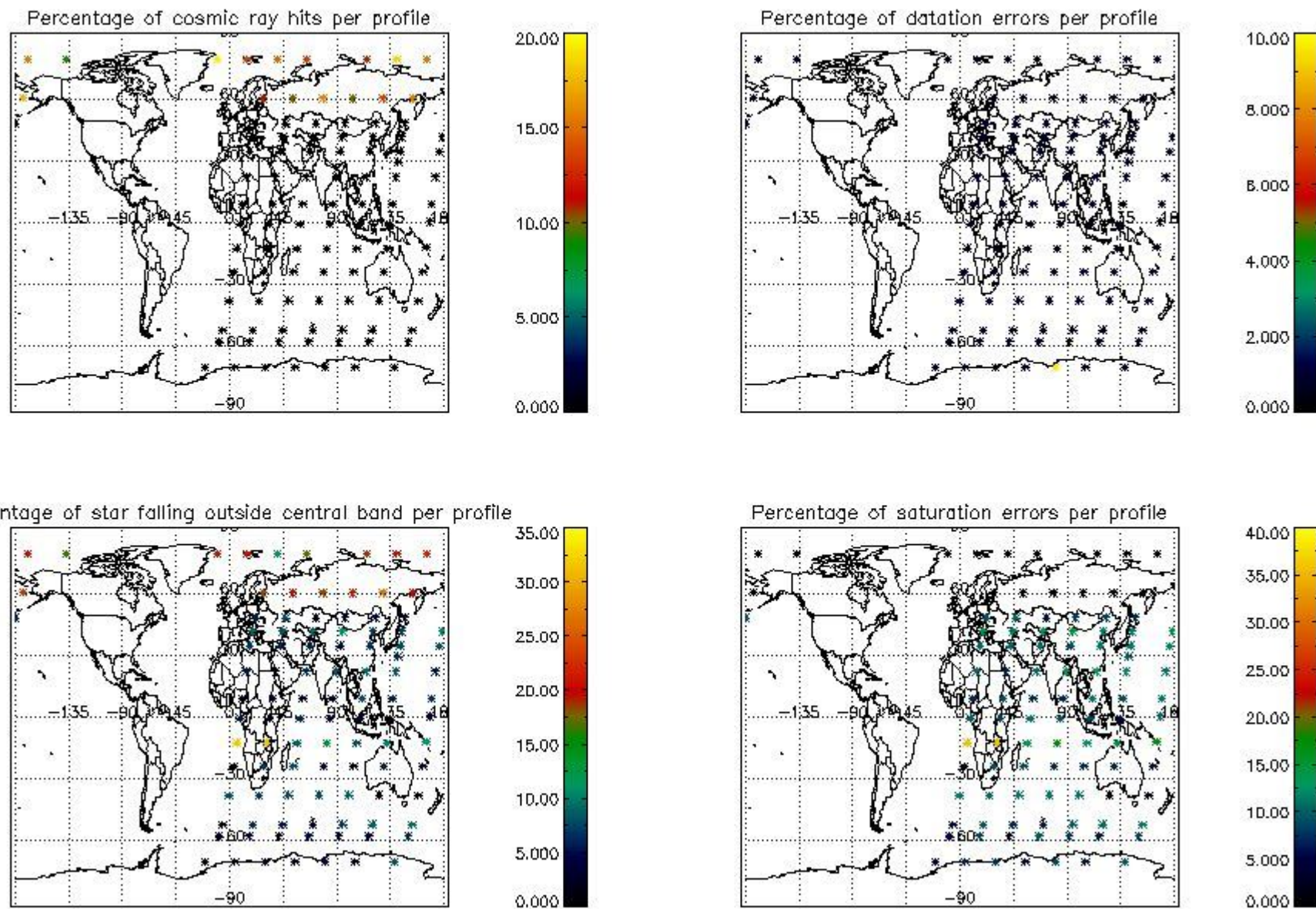
Percentage of star falling outside central band per profile



Percentage of saturation errors per profile



4.2.2 Plot level 1 quality information per product (world map): ENVISAT DESCENDING passes



5. Trace gas profiles

5.1 Ozone statistics based on quality of products

The final quality of the products can be "measured" using the STD (Standard Deviation) attached to every point profile. This information is written to the parameter GOM_NL__2P/NL_LOCAL_SPECIES_DENSITY/o3_std of the level 2 products. The table below shows the statistics for given STD ranges.

The statistics are given with respect to the overall valid production:

- Products without fatal errors: GOM_NL__2P/MPH/PRODUCT_ERR=0
- Valid point profile: GOM_NL__2P/NL_LOCAL_SPECIES_DENSITY/pcd(0)=0

The 'Criteria' is applied to valid points of dark limb products:

- Products in dark limb illumination condition: GOM_NL__2P/NL_SUMMARY_QUALITY/obs_ill_cond=0
- Products without fatal errors: GOM_NL__2P/MPH/PRODUCT_ERR=0
- Valid point profile: GOM_NL__2P/NL_LOCAL_SPECIES_DENSITY/pcd(0)=0

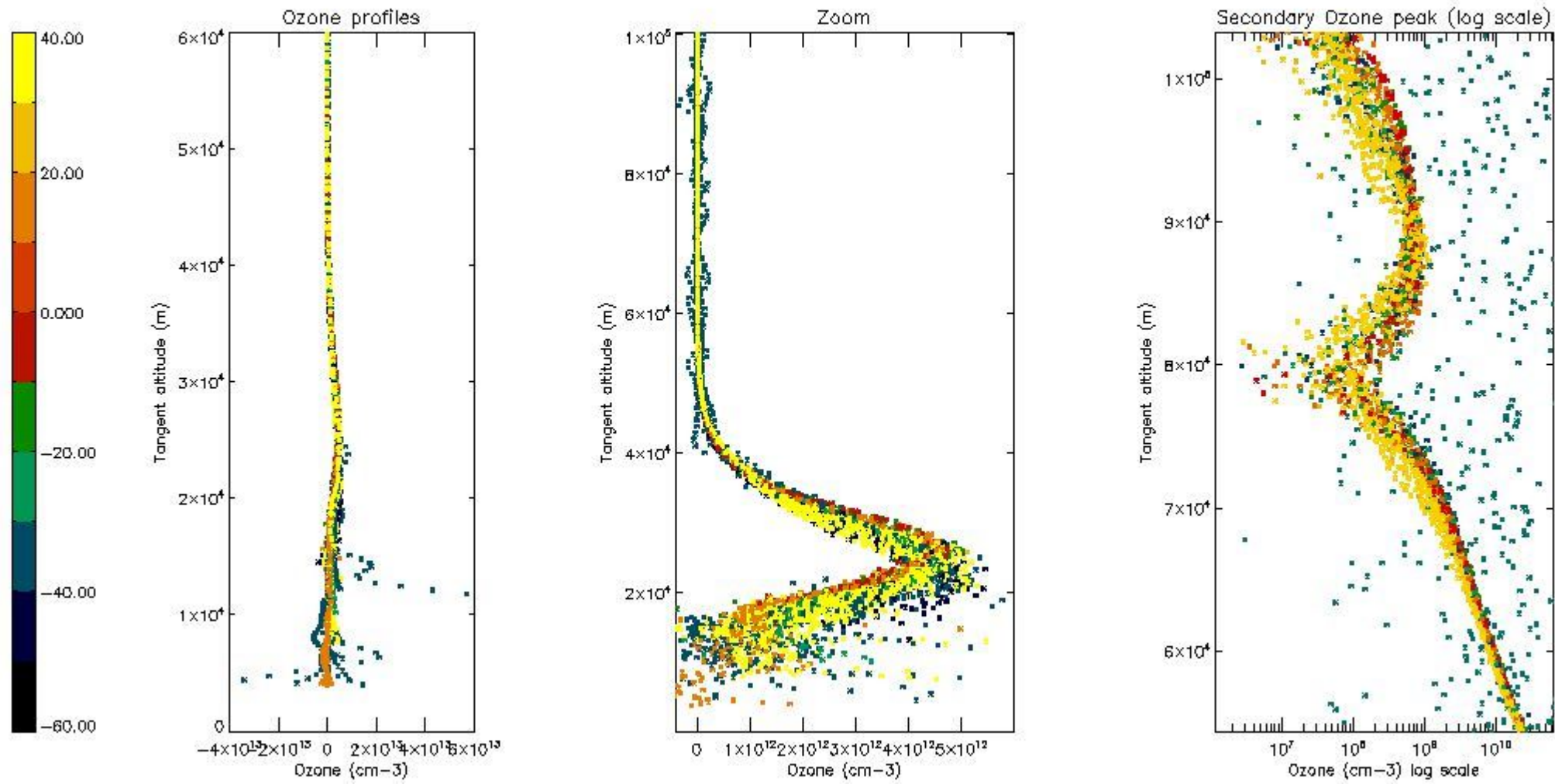
So, the table below shows the percentage of dark limb and valid observations for each criteria with respect to the overall valid daily observations.

Criteria	% of total production
All STD	39
STD < 20	22

STD < 10	19
STD < 5	14

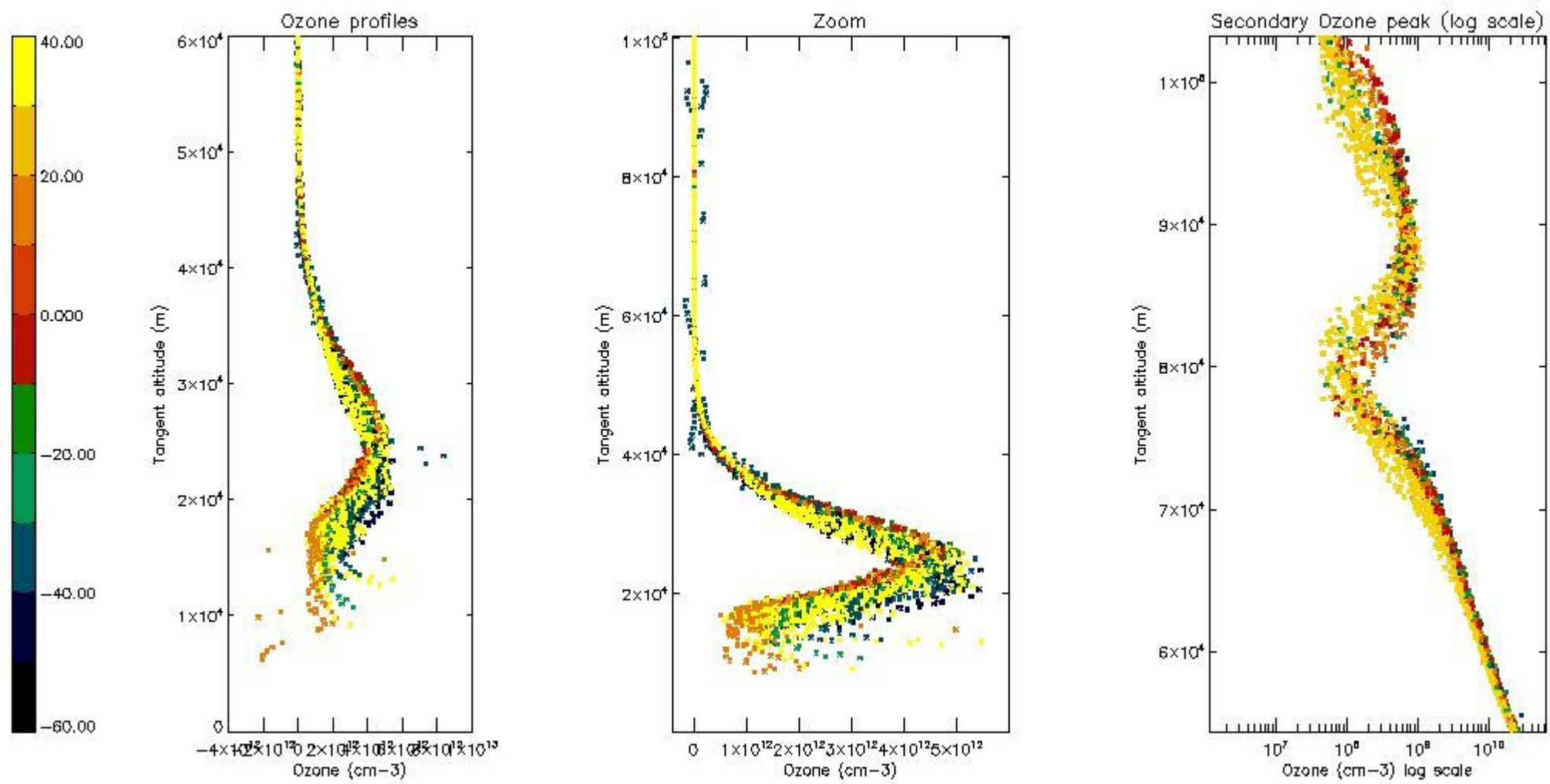
5.2 Plot ozone profiles for all STD (dark without errors)

The colorbar represents the latitude.



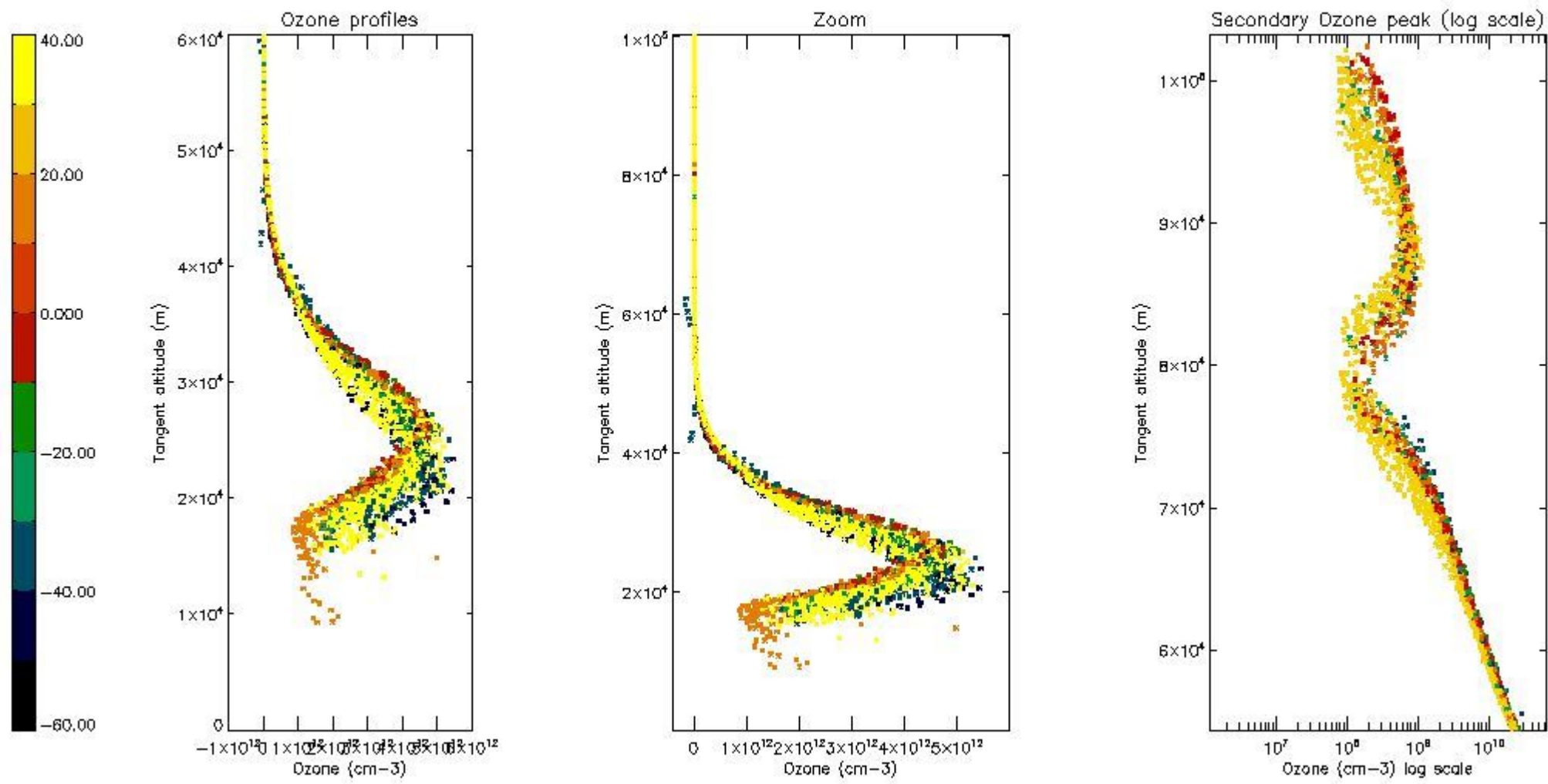
5.3 Plot ozone profiles where STD < 20% (dark without errors)

The colorbar represents the latitude.



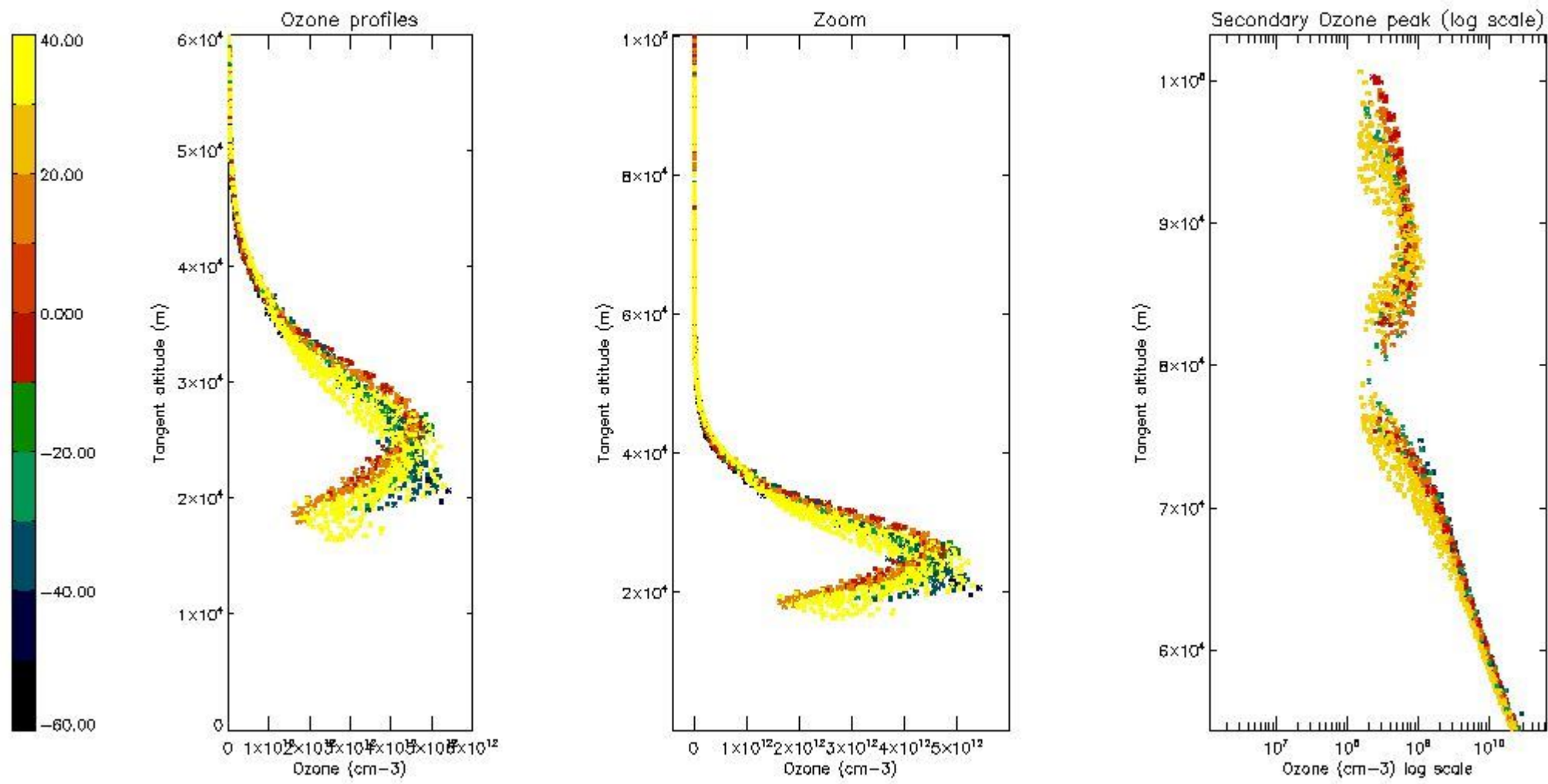
5.4 Plot ozone profiles where STD < 10% (dark without errors)

The colorbar represents the latitude.



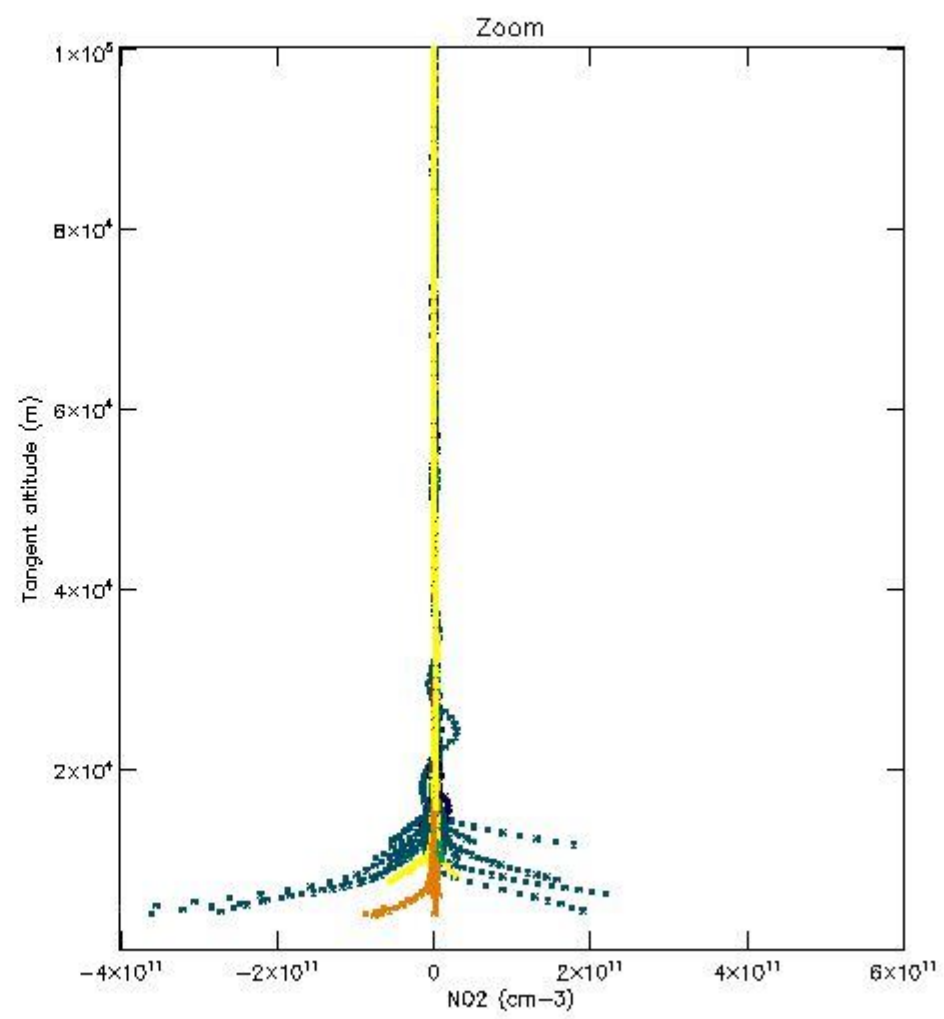
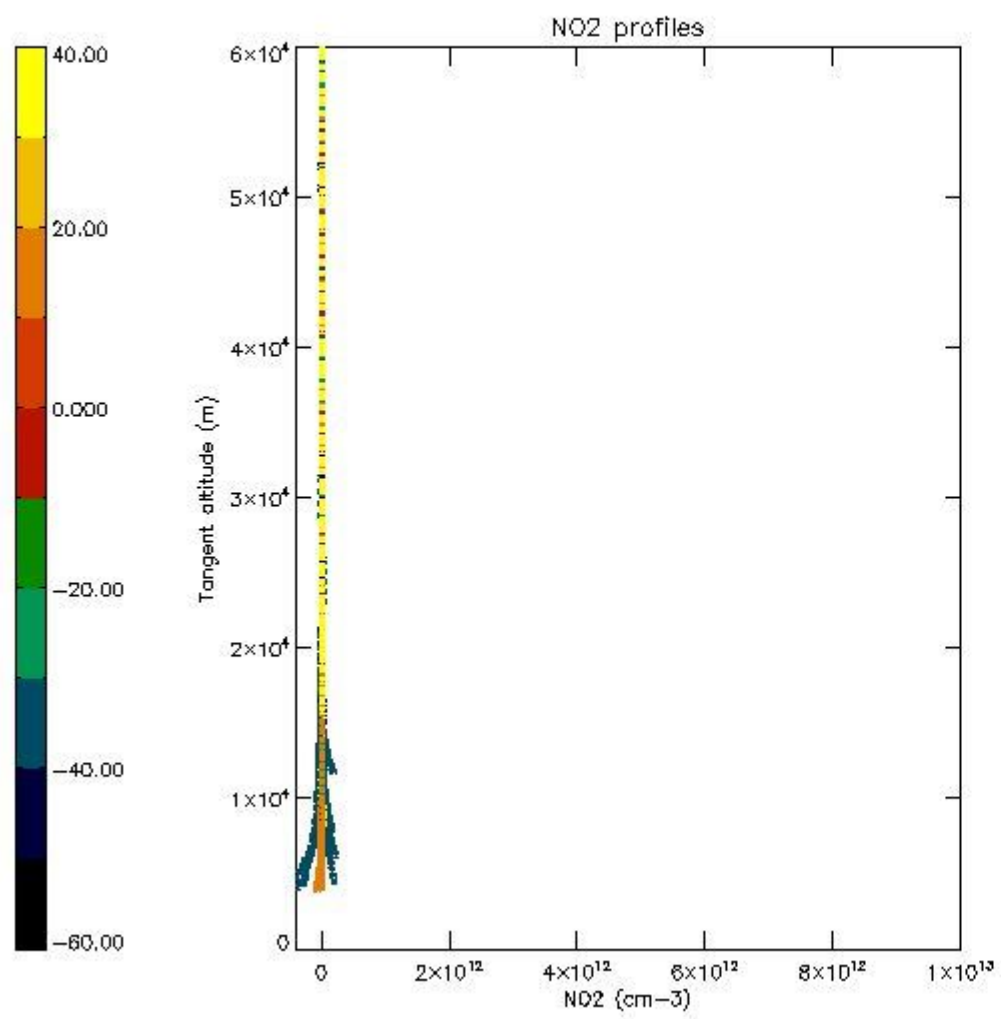
5.5 Plot ozone profiles where STD < 5% (dark without errors)

The colorbar represents the latitude.



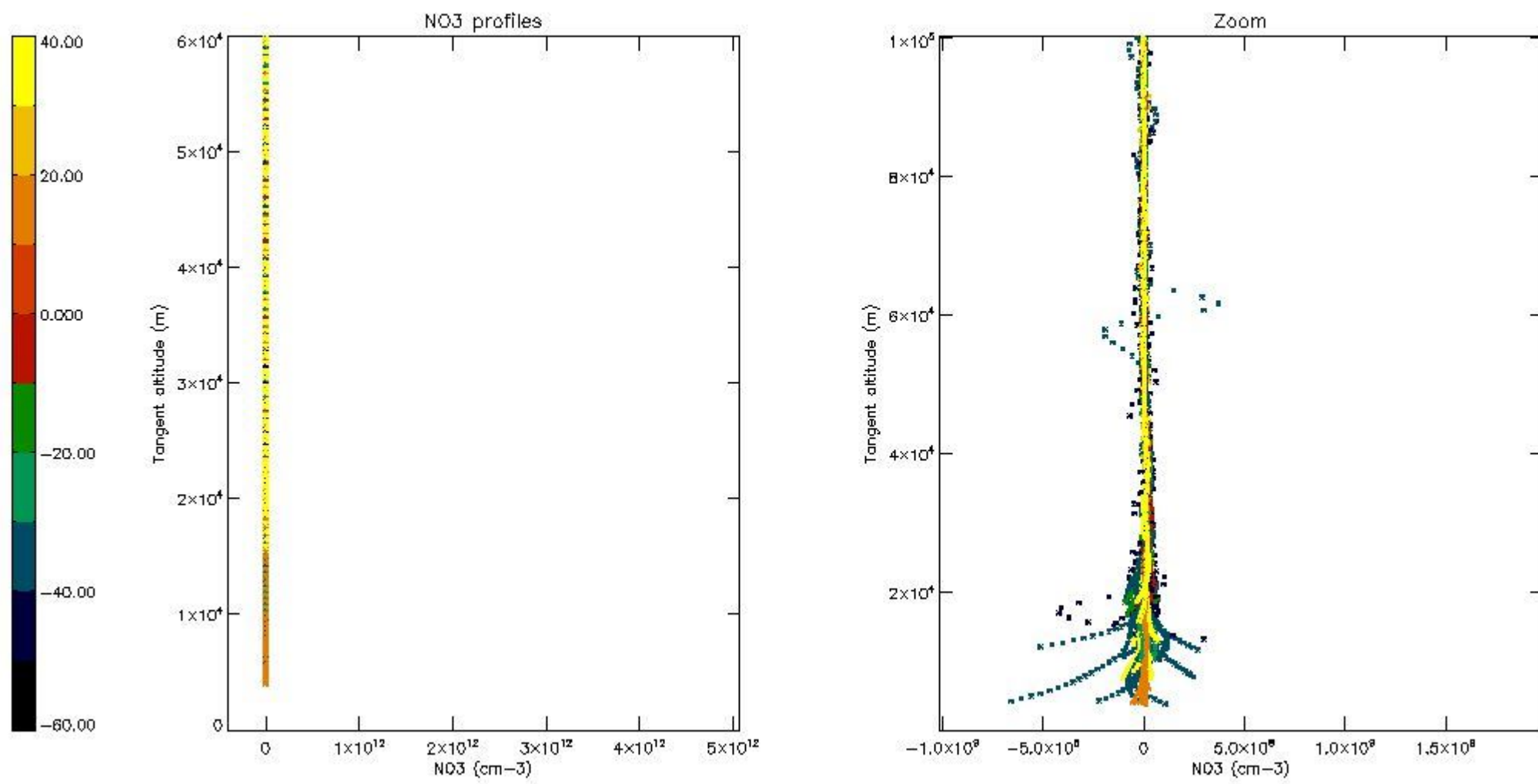
5.6 Plot NO₂ profiles for all STD (dark without errors)

The colorbar represents the latitude.



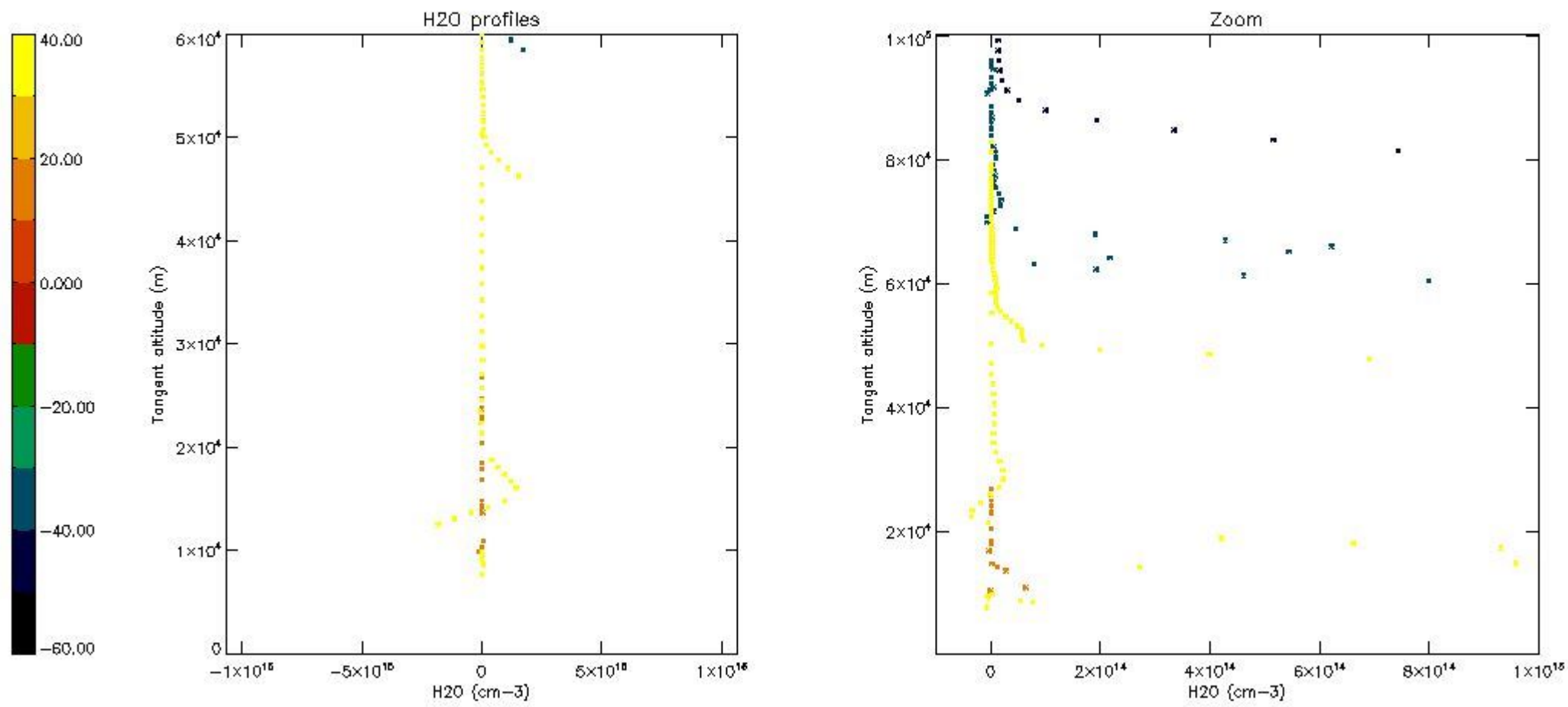
5.7 Plot NO3 profiles for all STD (dark without errors)

The colorbar represents the latitude.



5.8 Plot H2O profiles for all STD (only for occultations of stars 1,2,3,4,13,14,16,26,63 dark without errors)

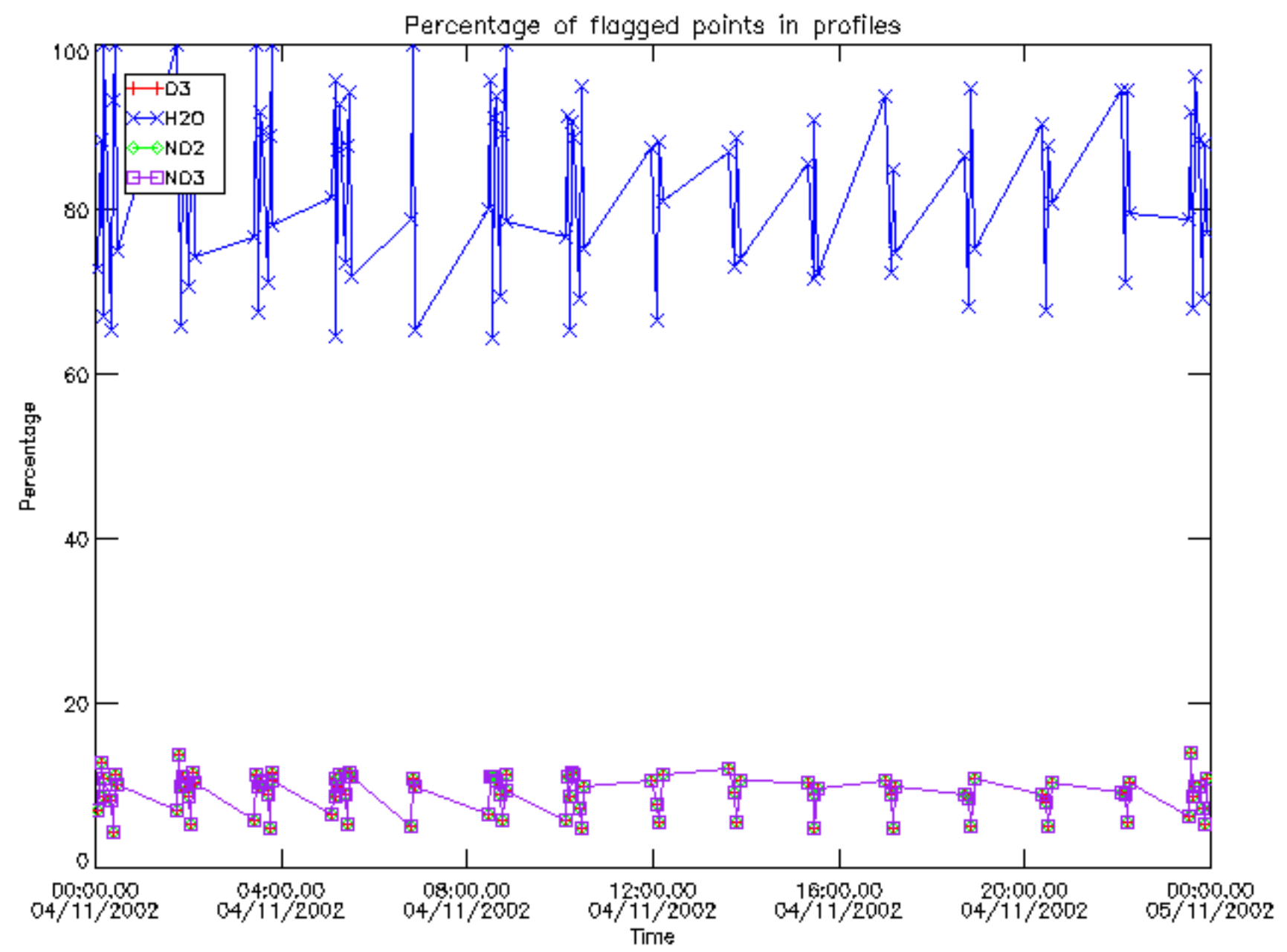
The colorbar represents the latitude.



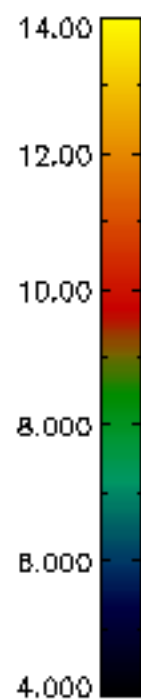
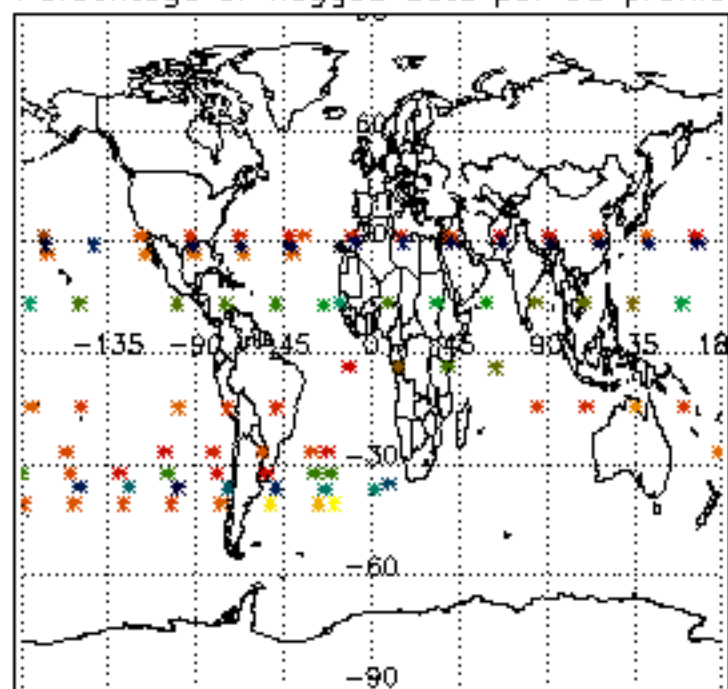
6. Auxiliary Data Files used for the production reported in section 2

The number reported in the third column indicates since which file (see list in section 2) the corresponding auxiliary file has been used. The fourth column is the date of those product files.

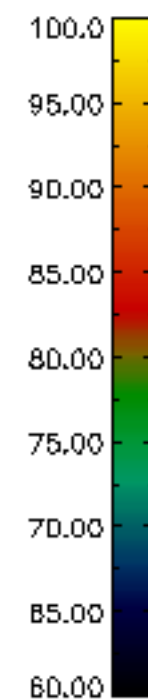
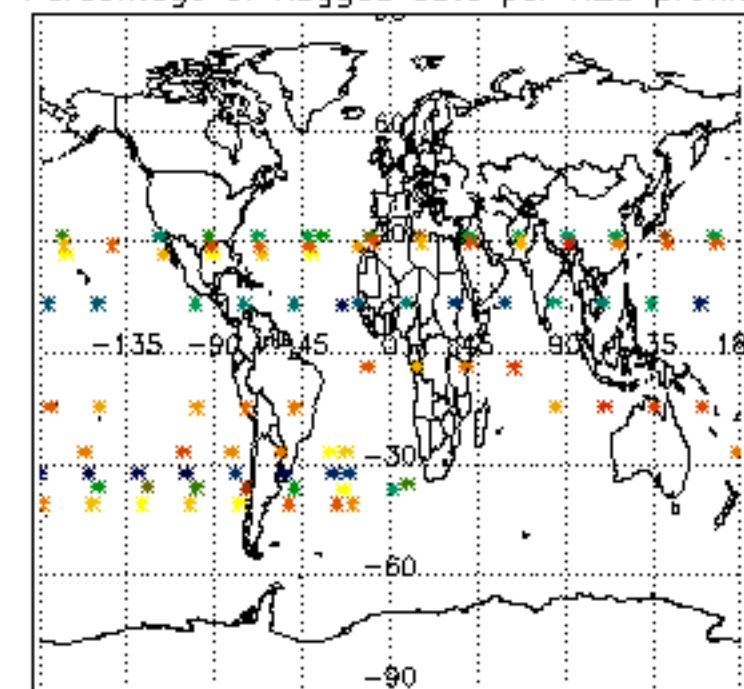
Type	Auxiliary Filename	Used since product	Used since product date
INST_PHYS_CHARACTERISTICS	GOM_INS_AXNIEC20050627_150440_20020301_000000_20100101_000000	1	04-NOV-2002 00:03:38
LEVEL-2_PROC_CONFIG	GOM_PR2_AXVIEC20091111_152718_20020301_000000_20500101_000000	1	04-NOV-2002 00:03:38
CROSS_SECTIONS_FILE	GOM_CRS_AXVIEC20091111_154832_20020301_000000_20500101_000000	1	04-NOV-2002 00:03:38



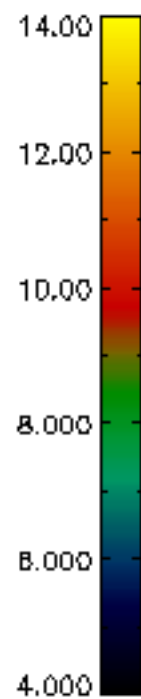
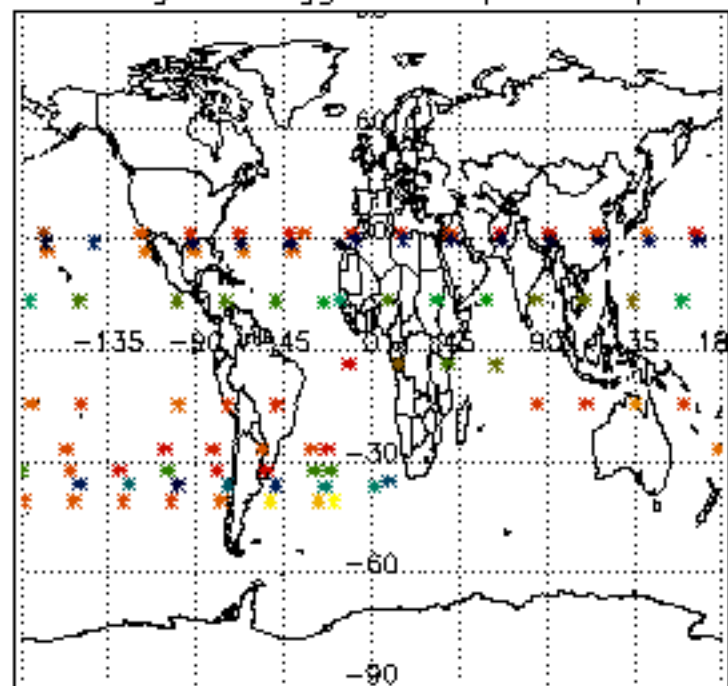
Percentage of flagged data per D3 profile



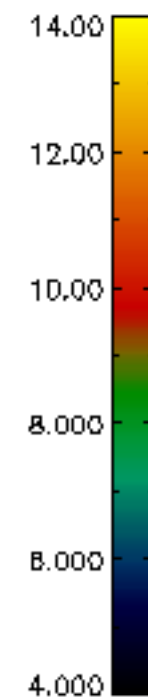
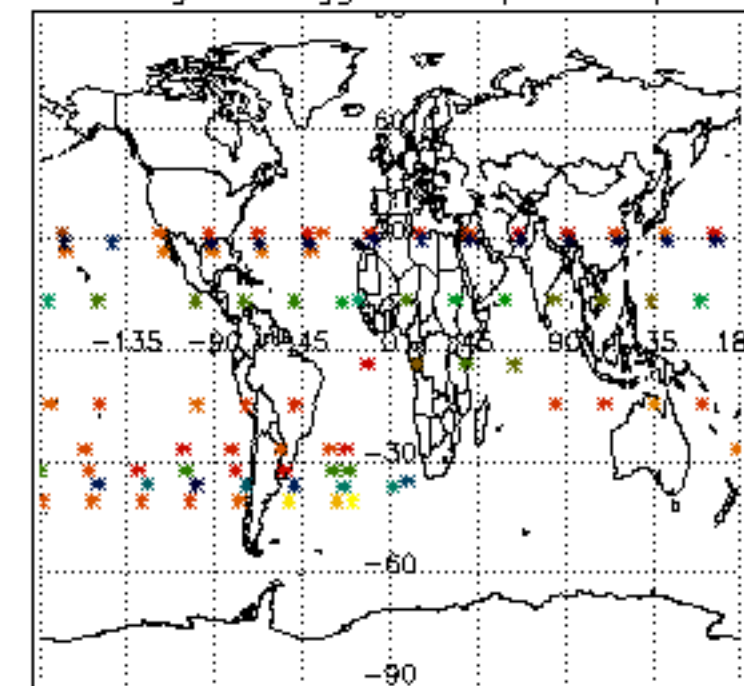
Percentage of flagged data per H2O profile

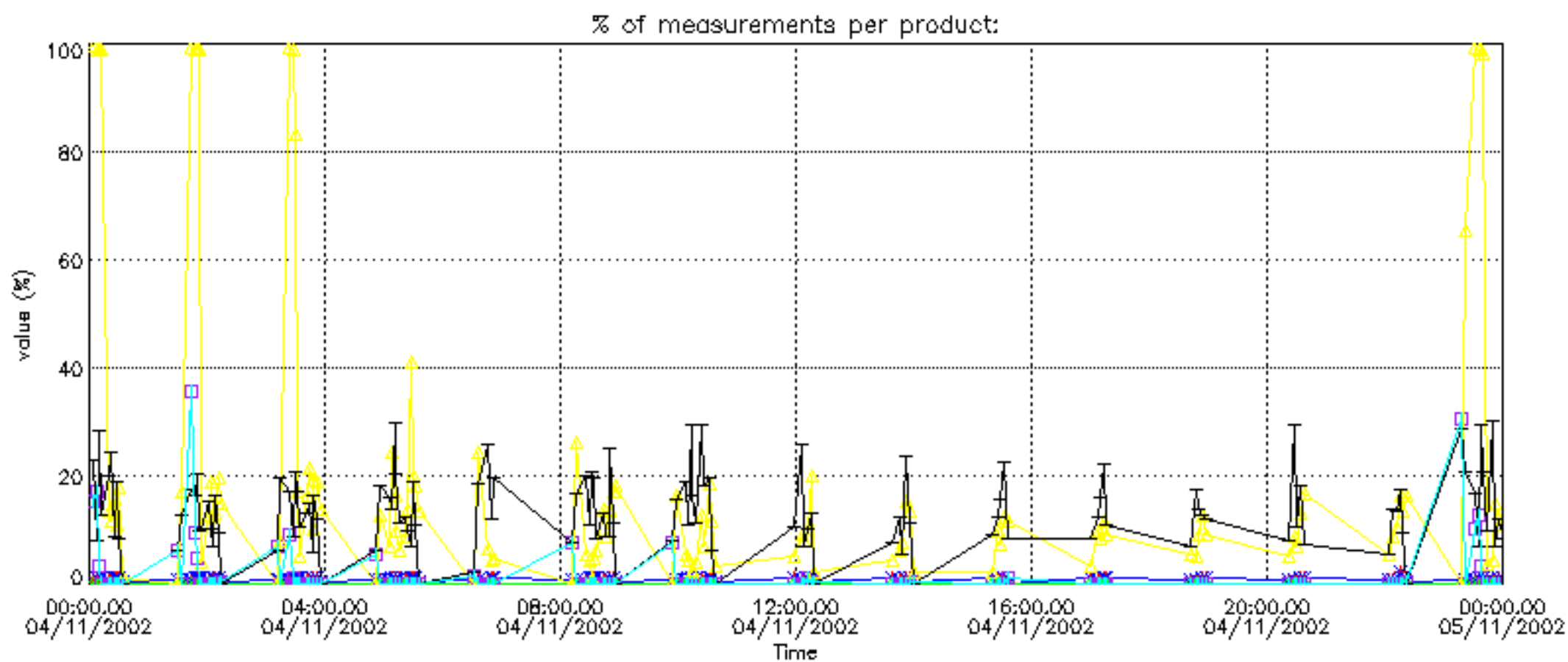


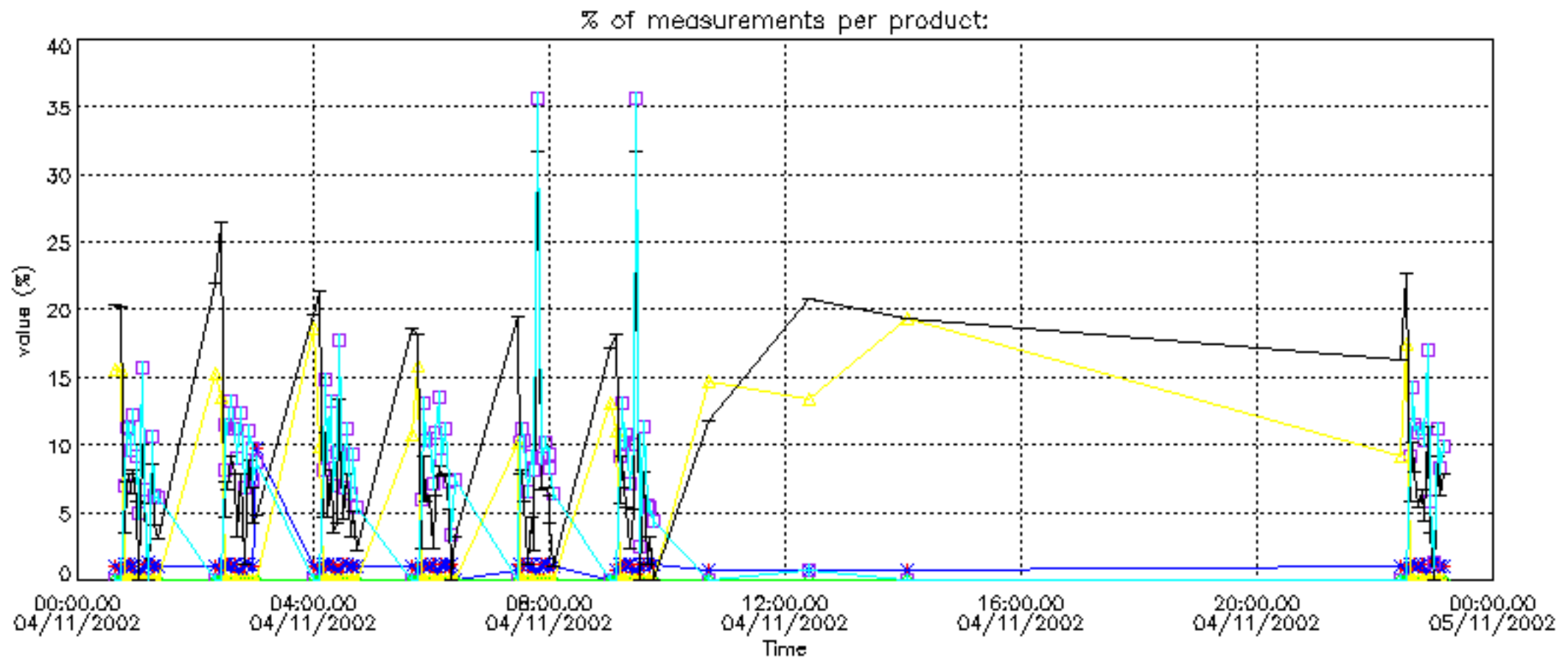
Percentage of flagged data per NO2 profile



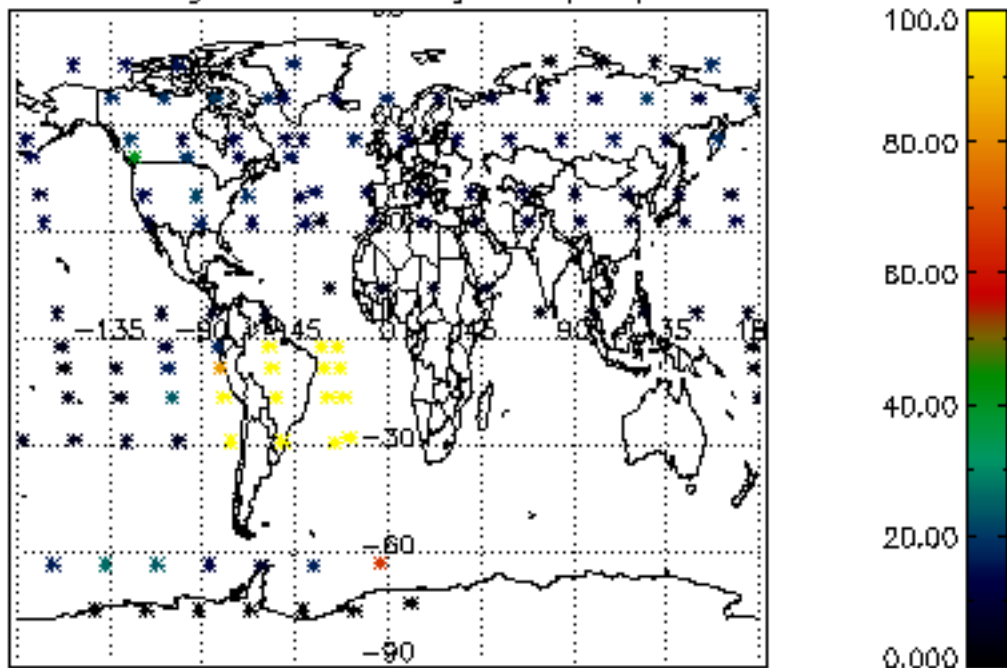
Percentage of flagged data per NO3 profile



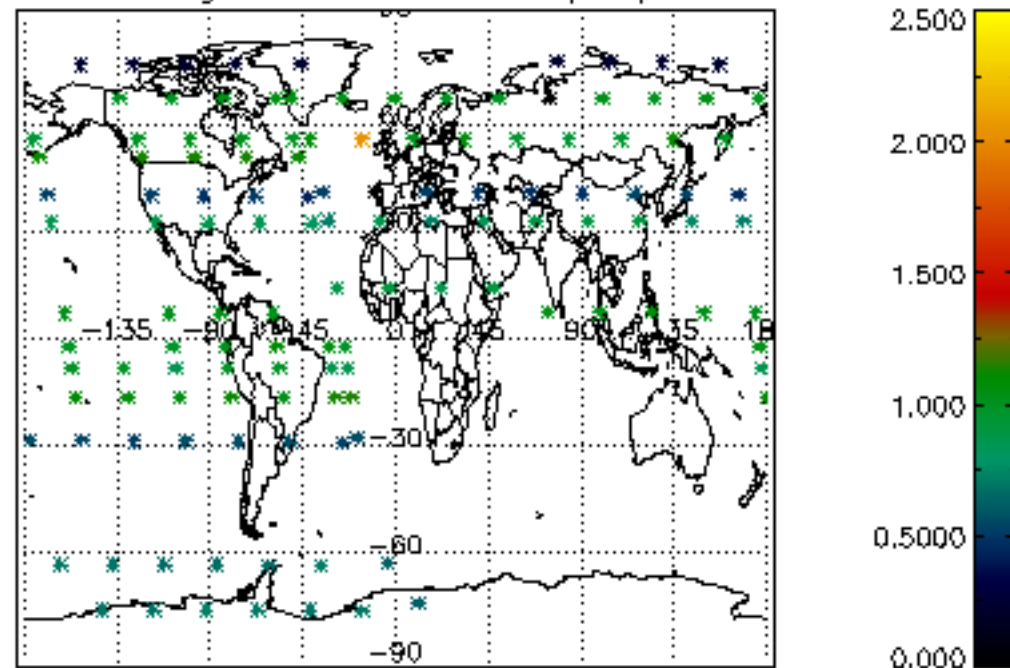




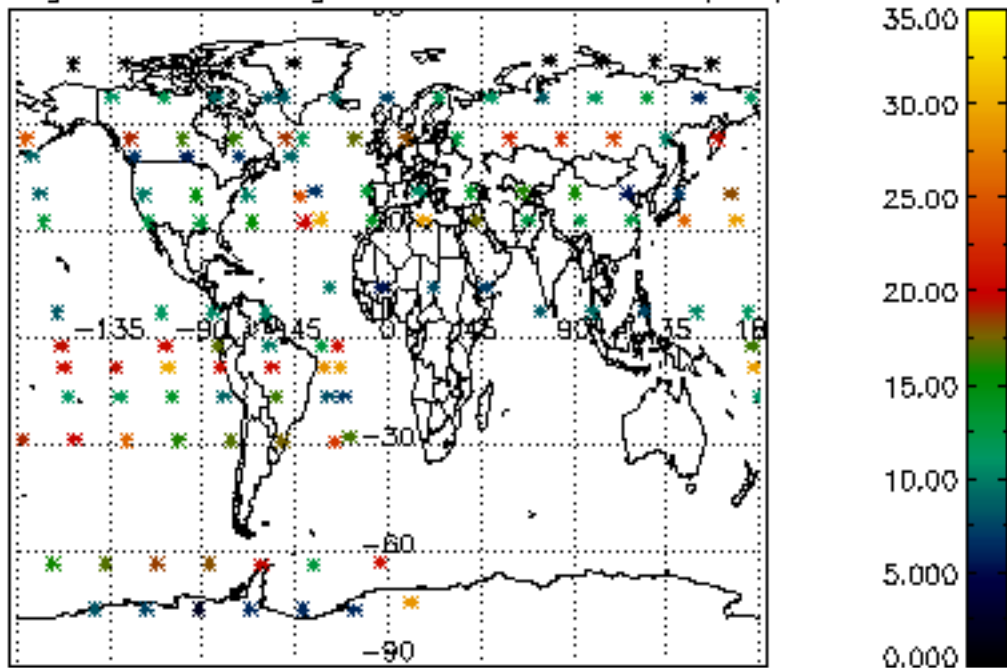
Percentage of cosmic ray hits per profile



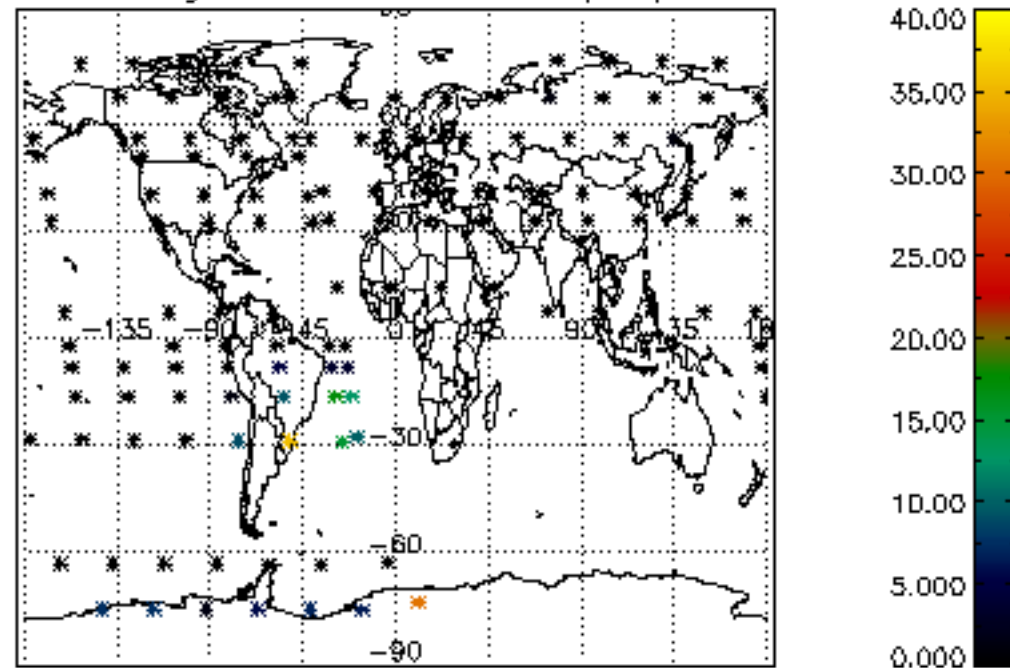
Percentage of datation errors per profile



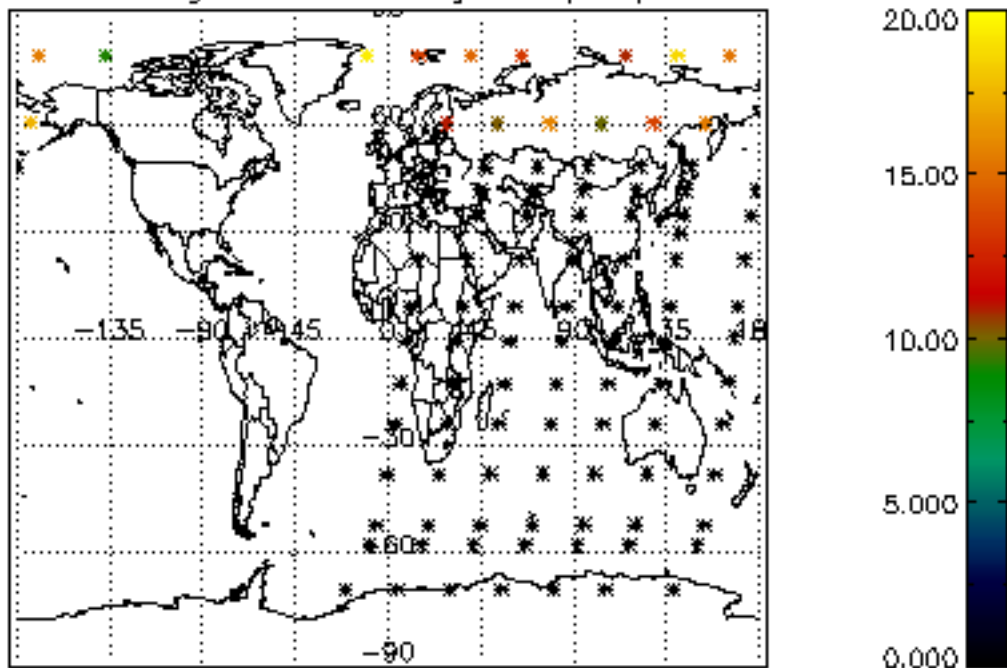
Percentage of star falling outside central band per profile



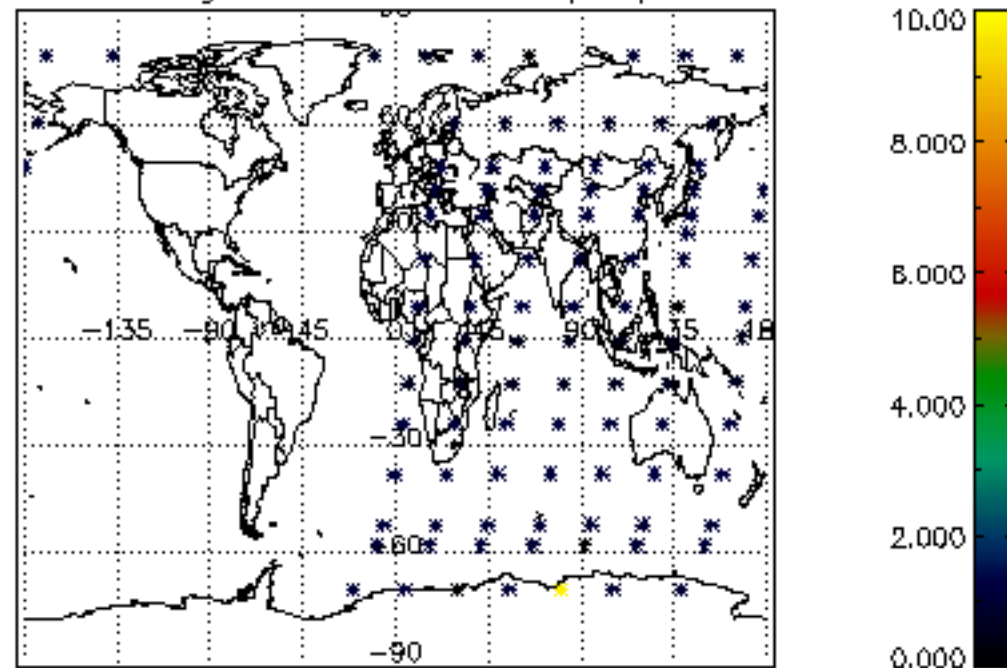
Percentage of saturation errors per profile



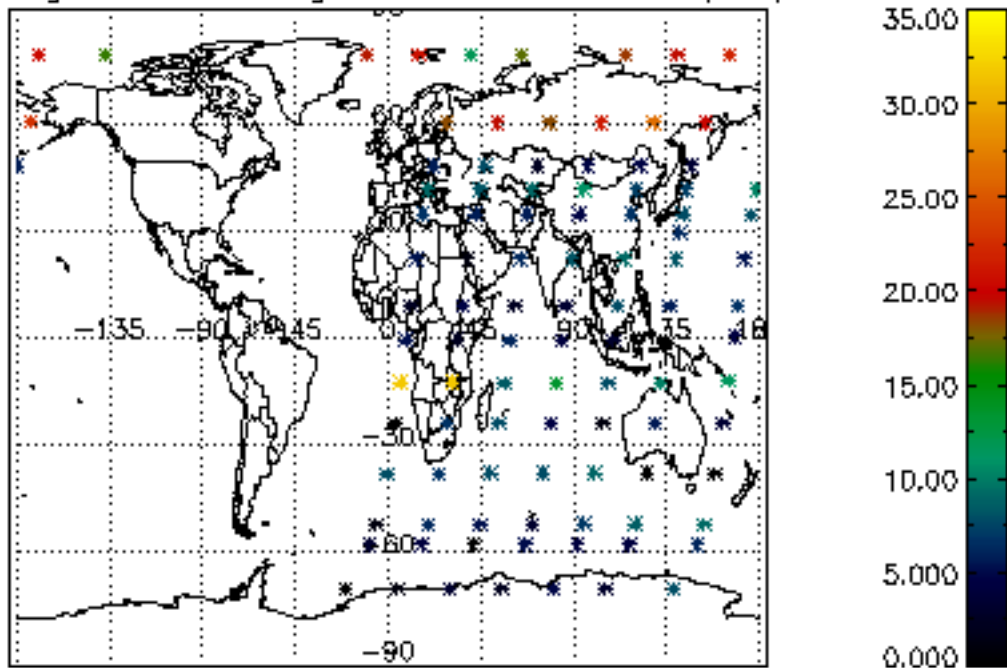
Percentage of cosmic ray hits per profile



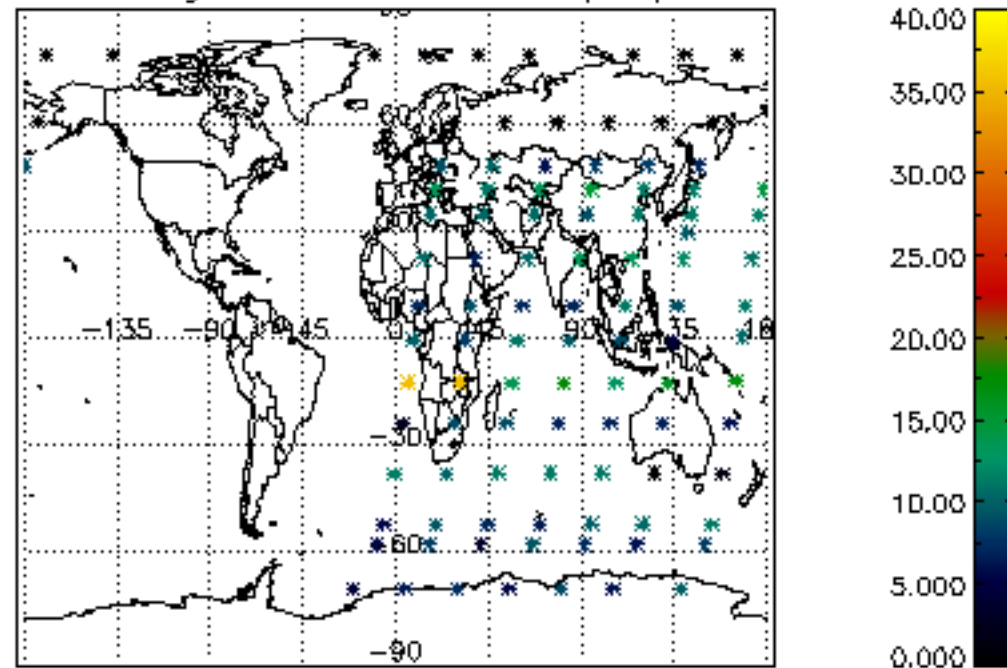
Percentage of datation errors per profile

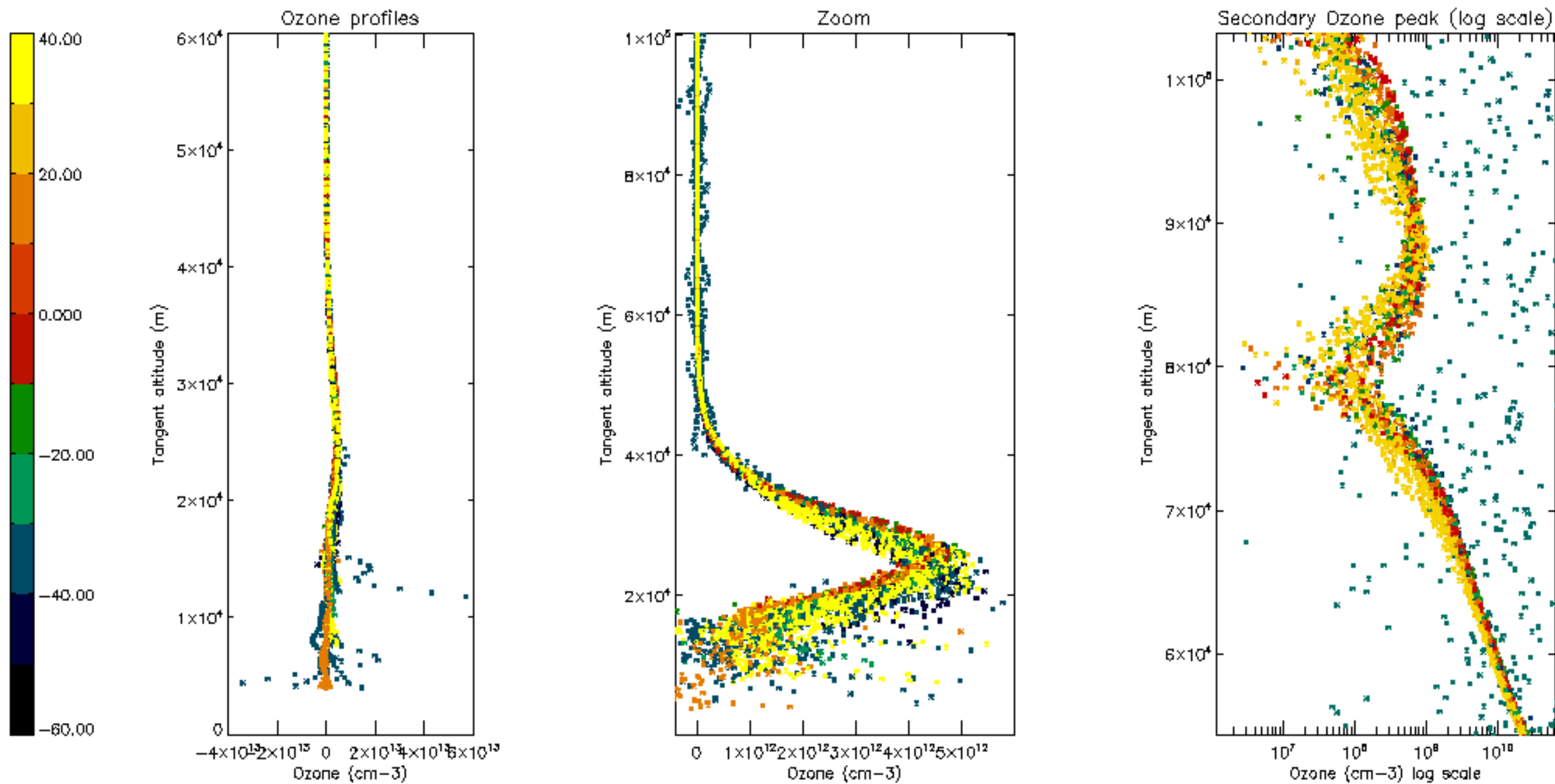


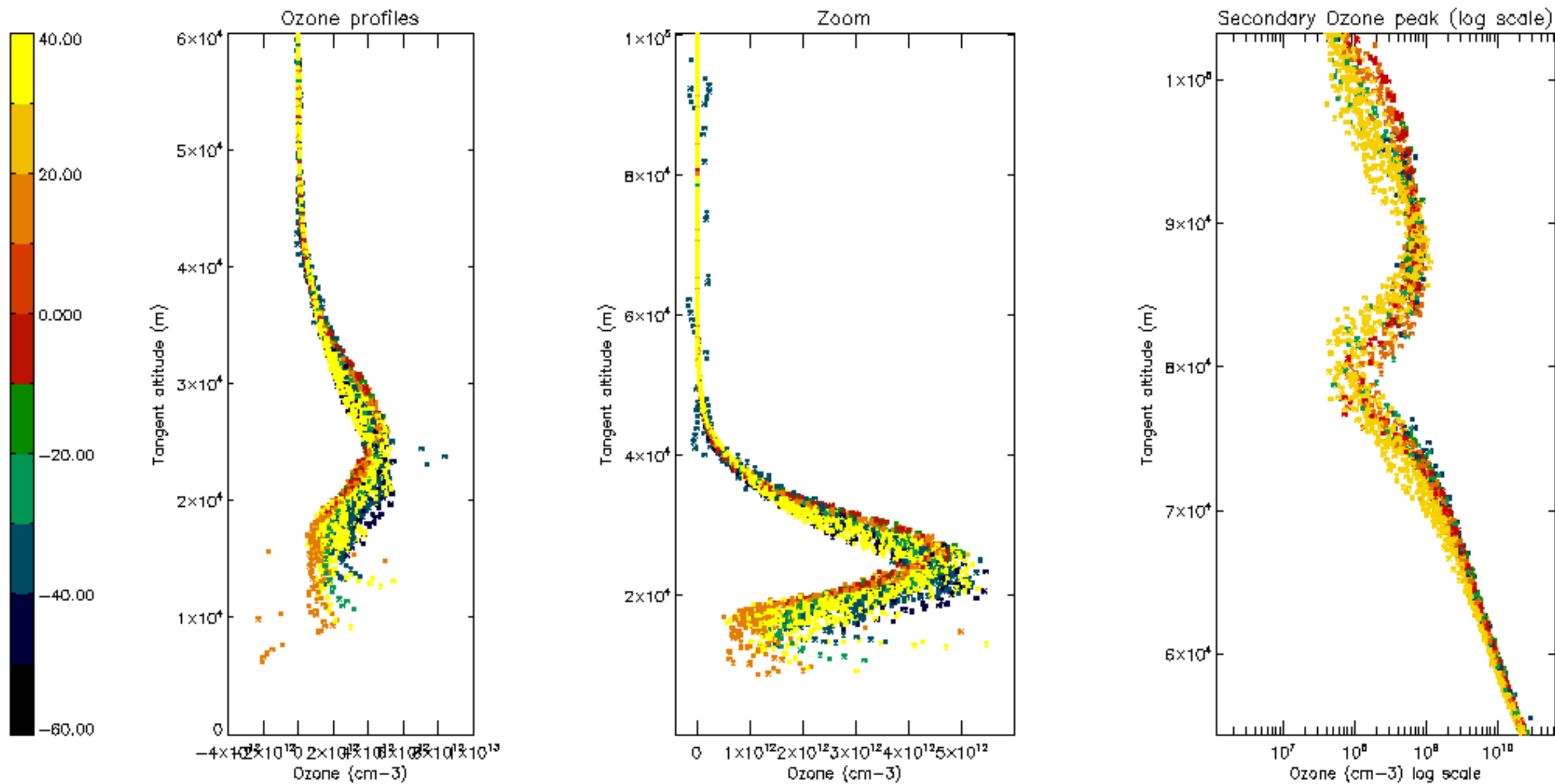
Percentage of star falling outside central band per profile

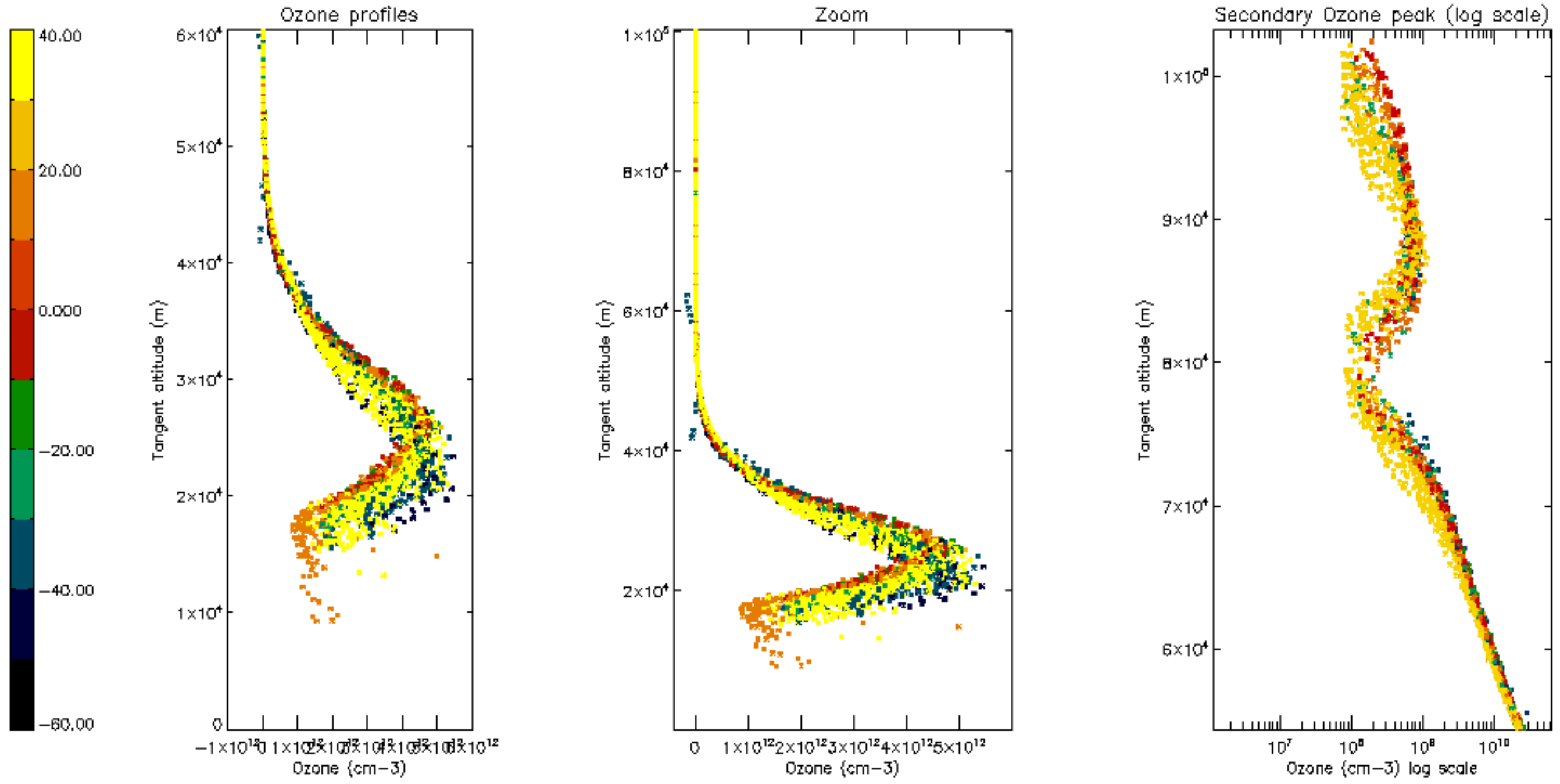


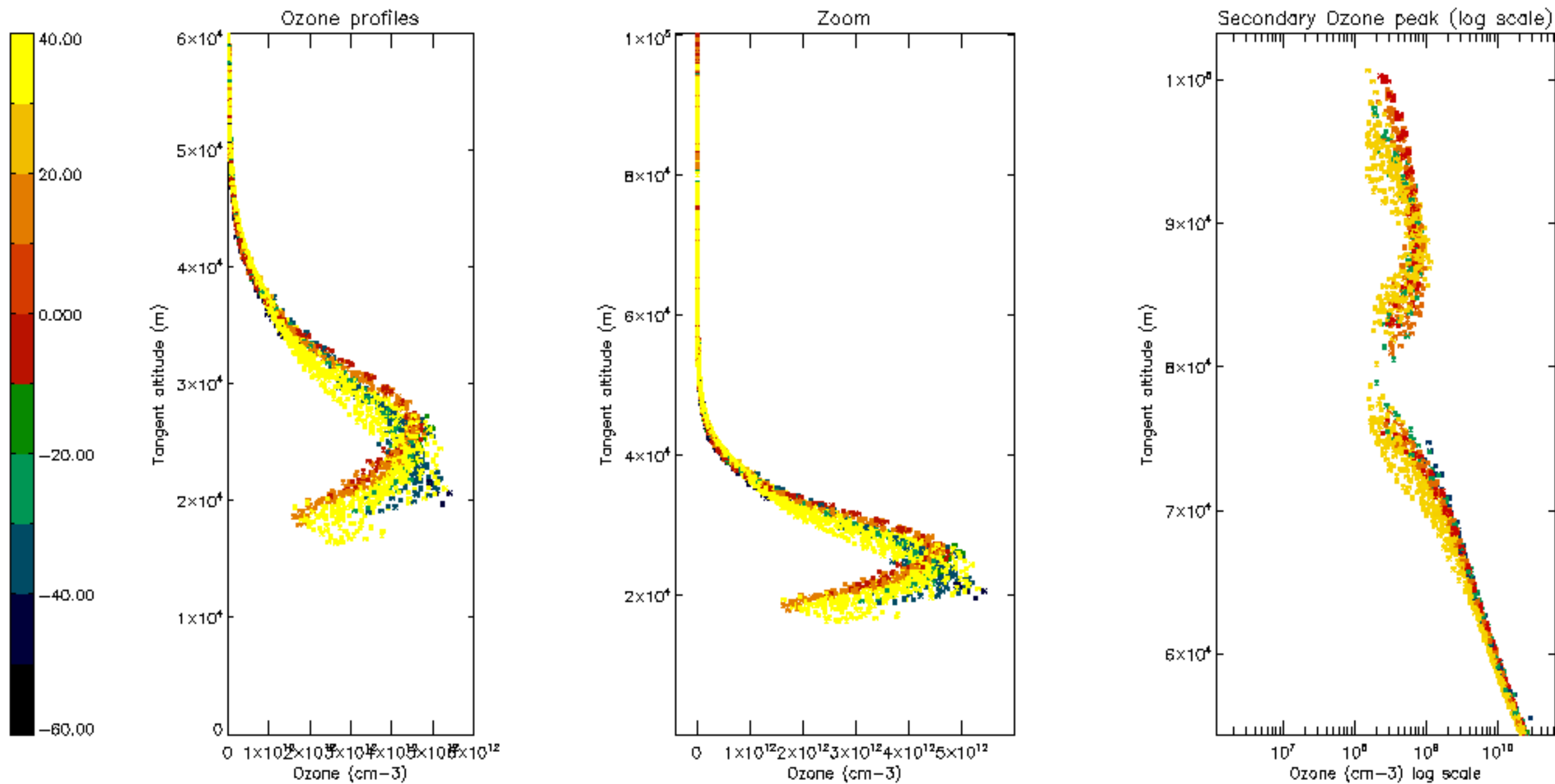
Percentage of saturation errors per profile

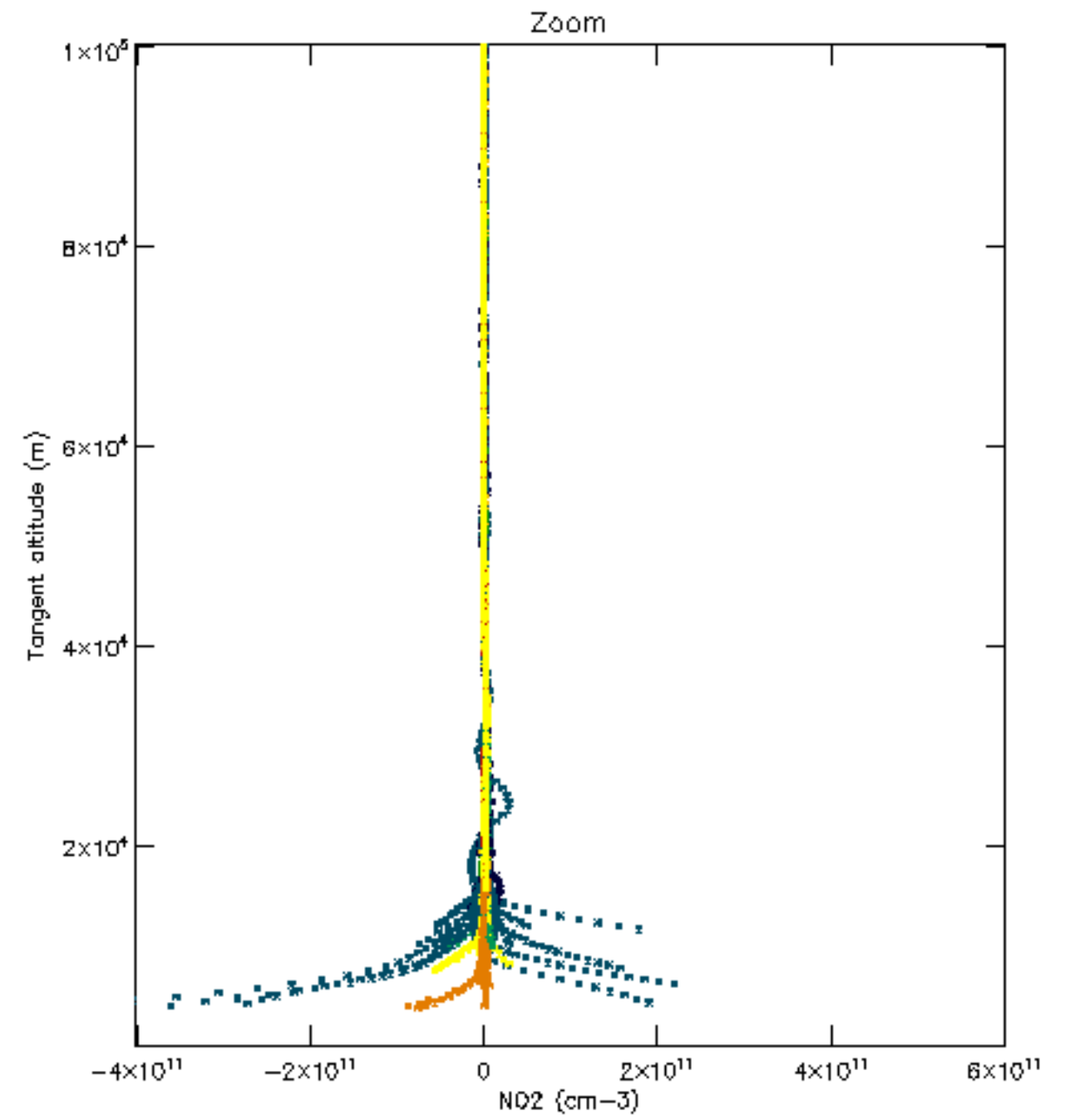
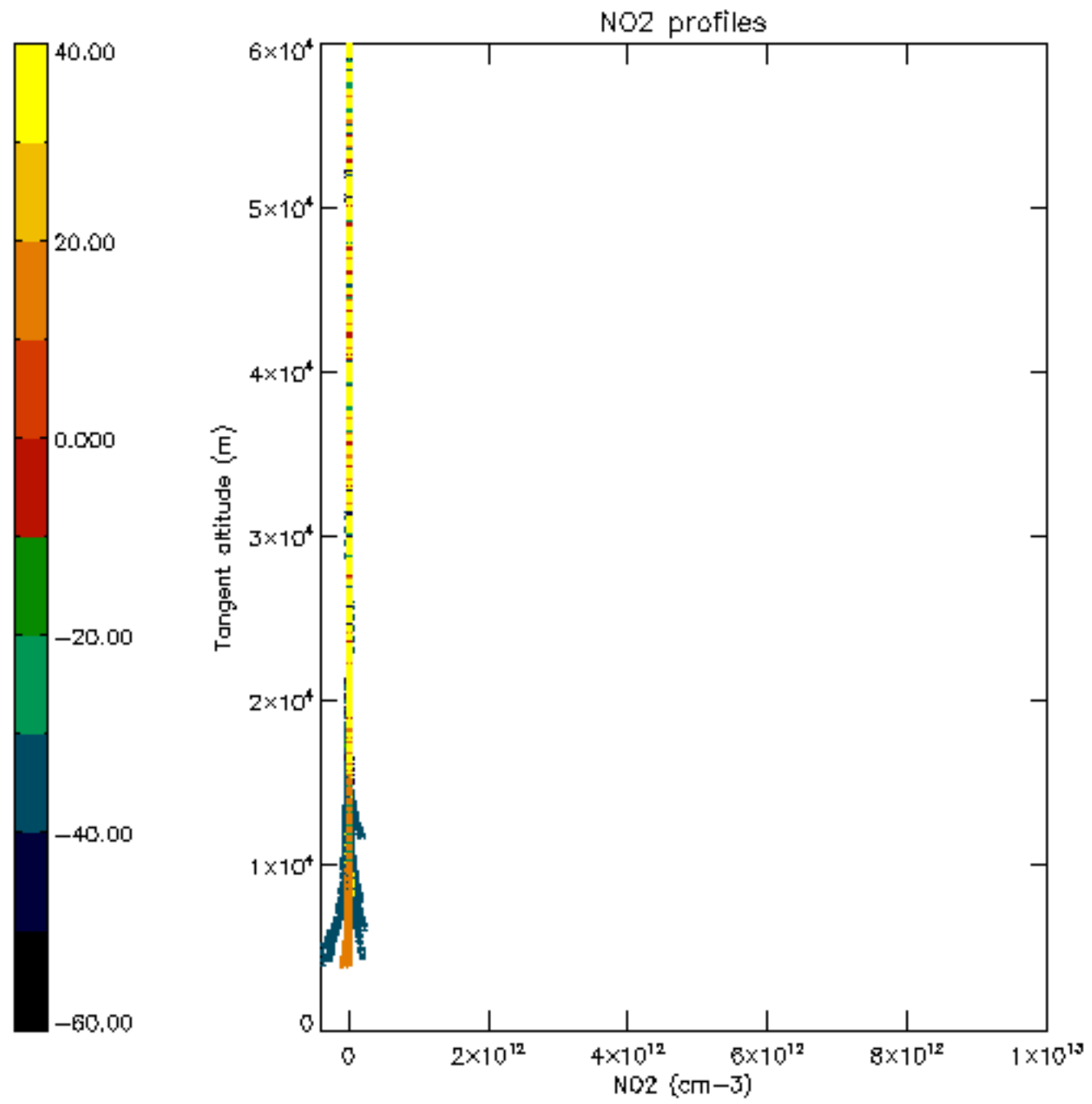


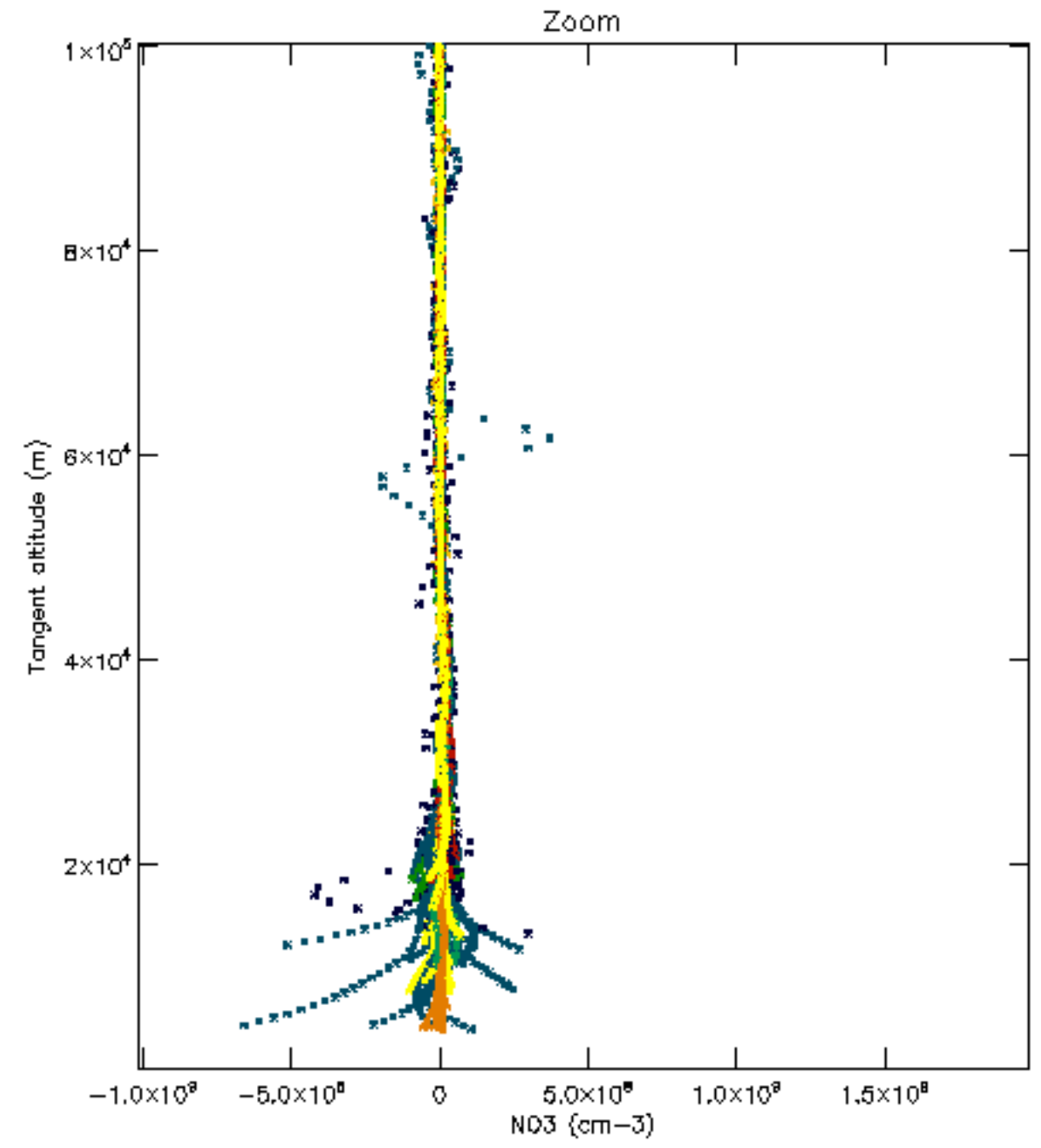
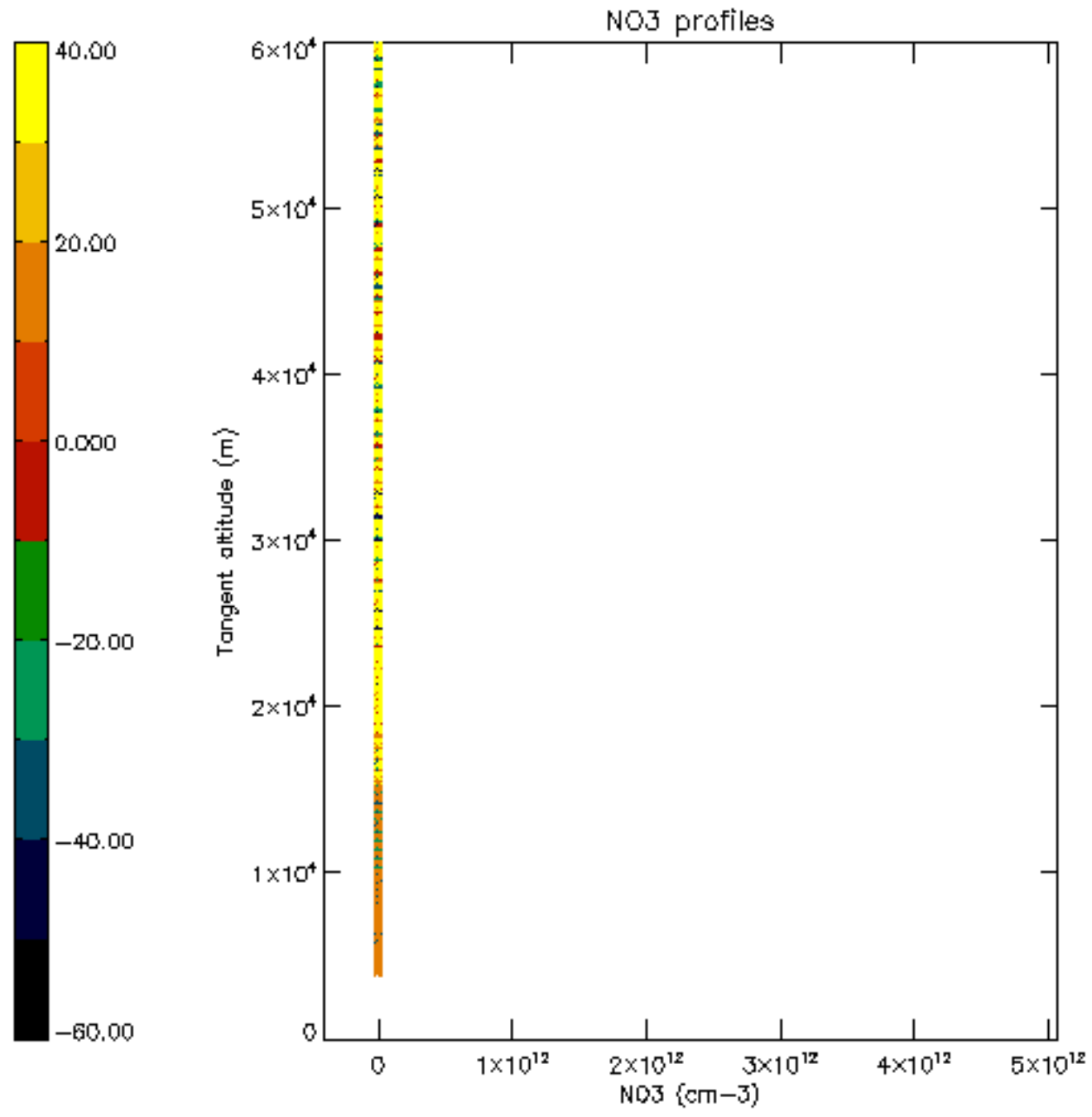


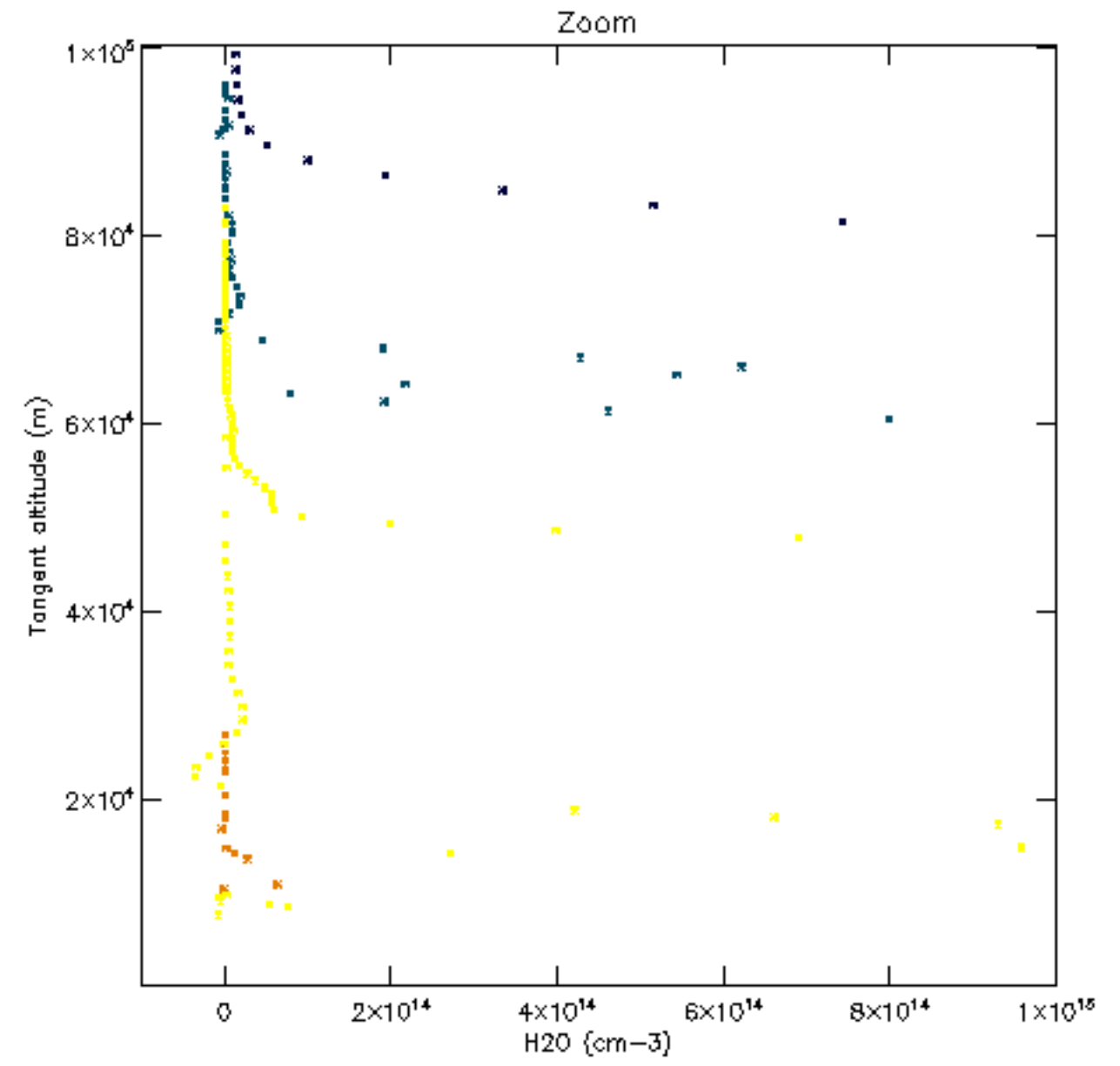
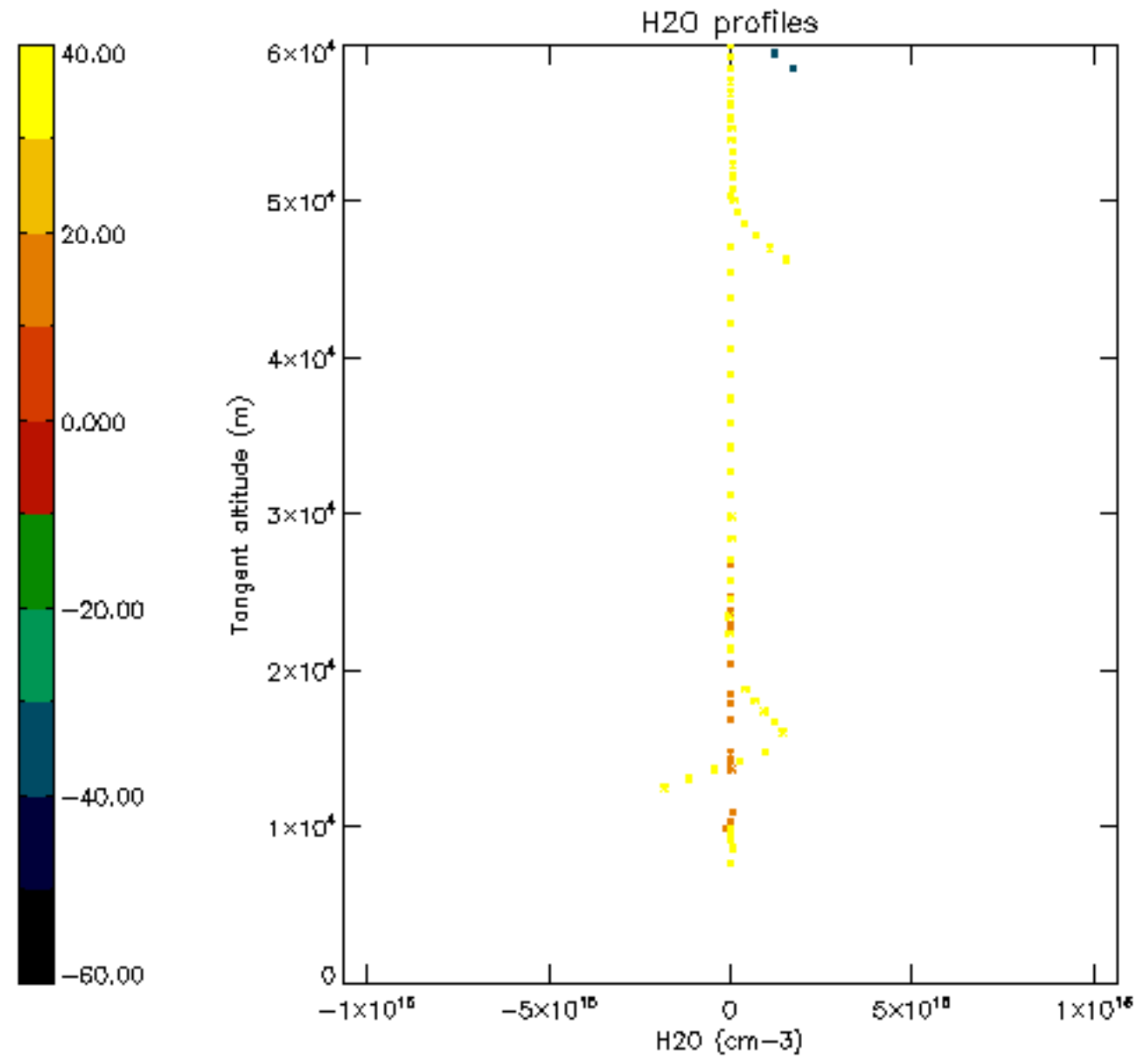


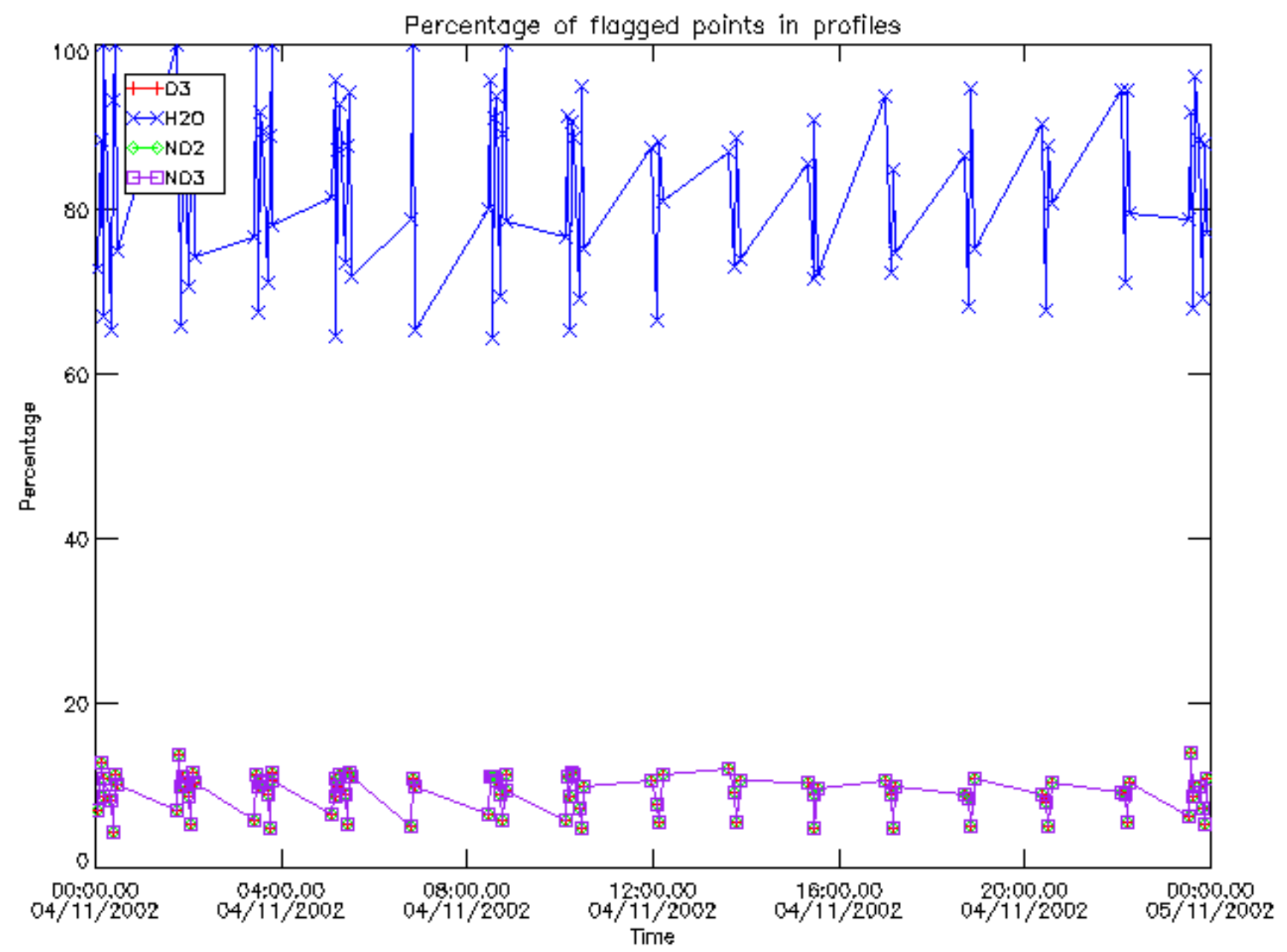




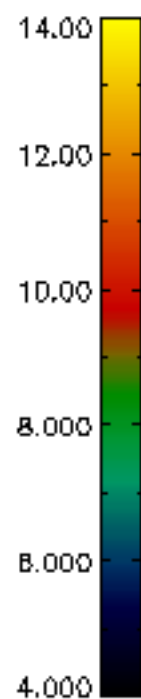
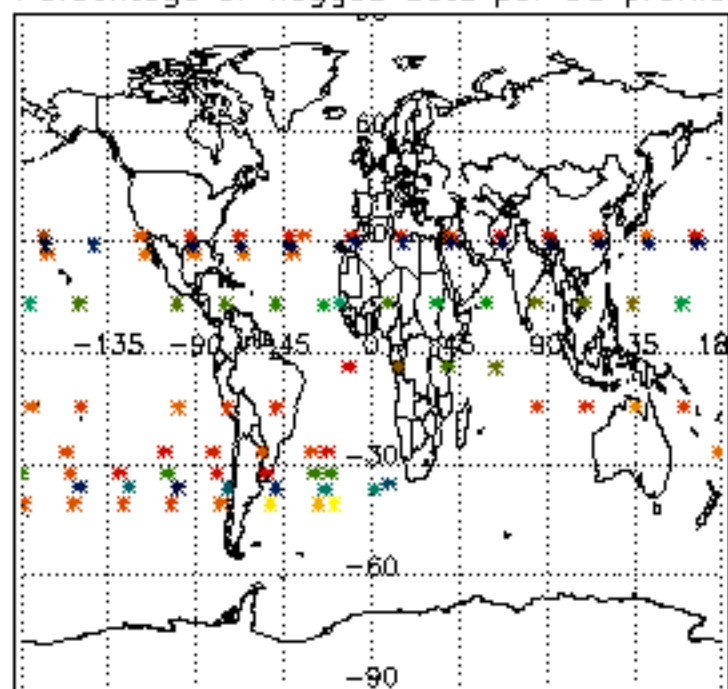




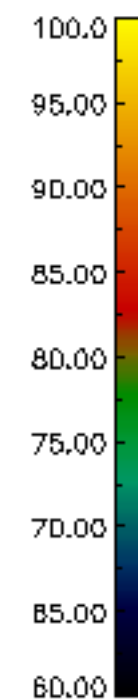
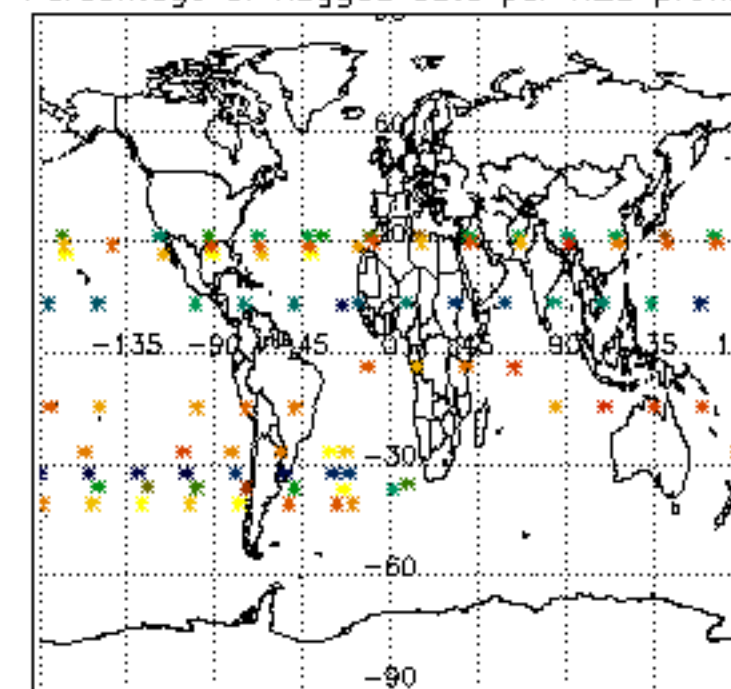




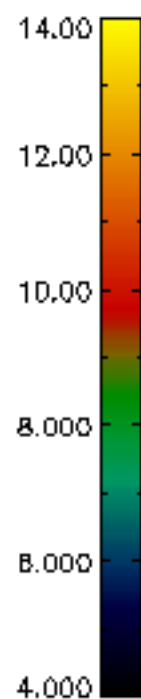
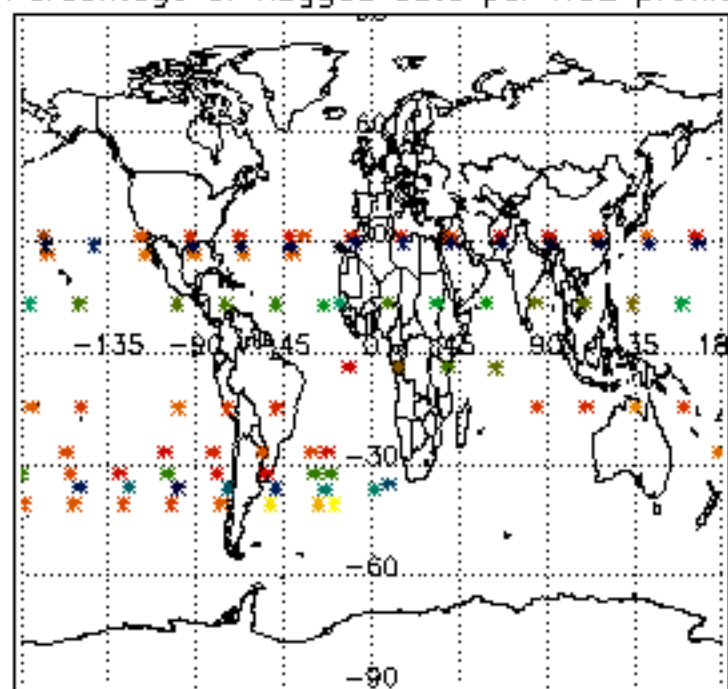
Percentage of flagged data per D3 profile



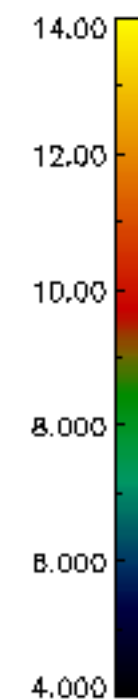
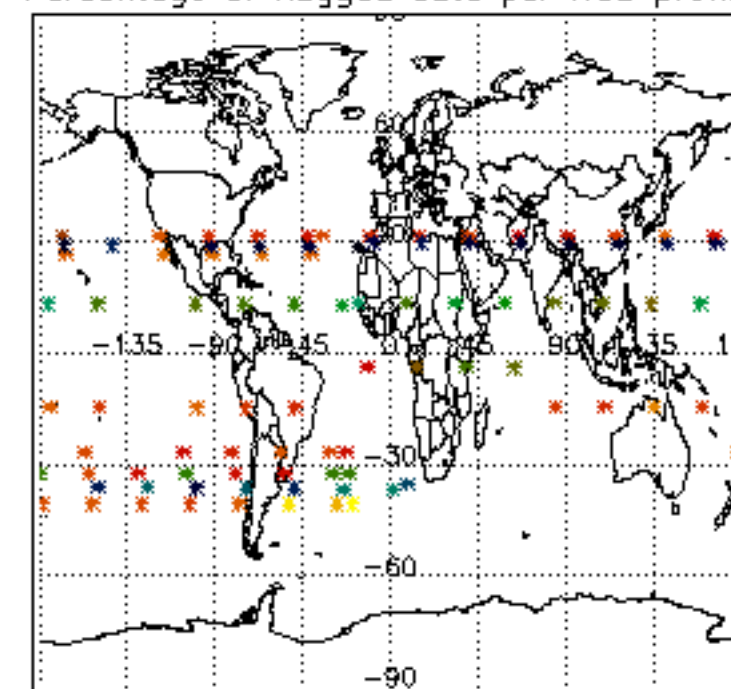
Percentage of flagged data per H2O profile

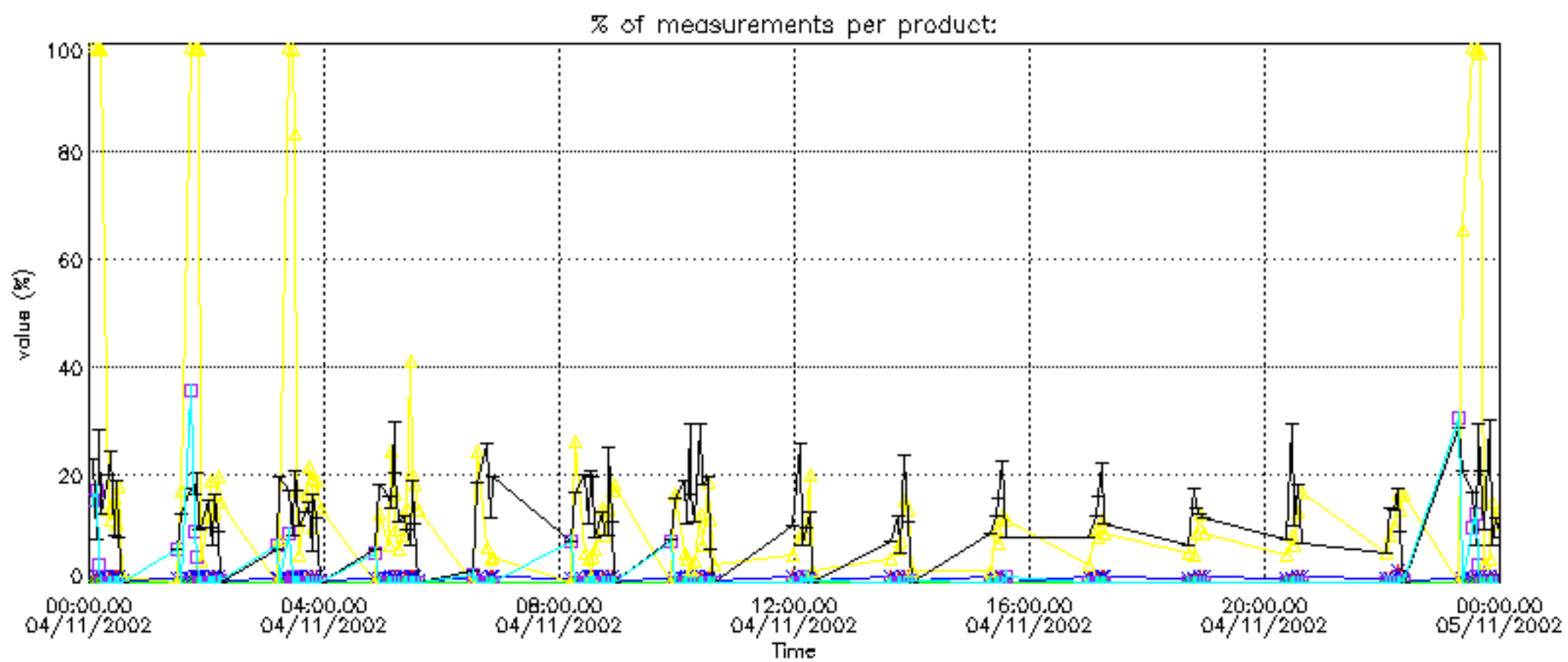


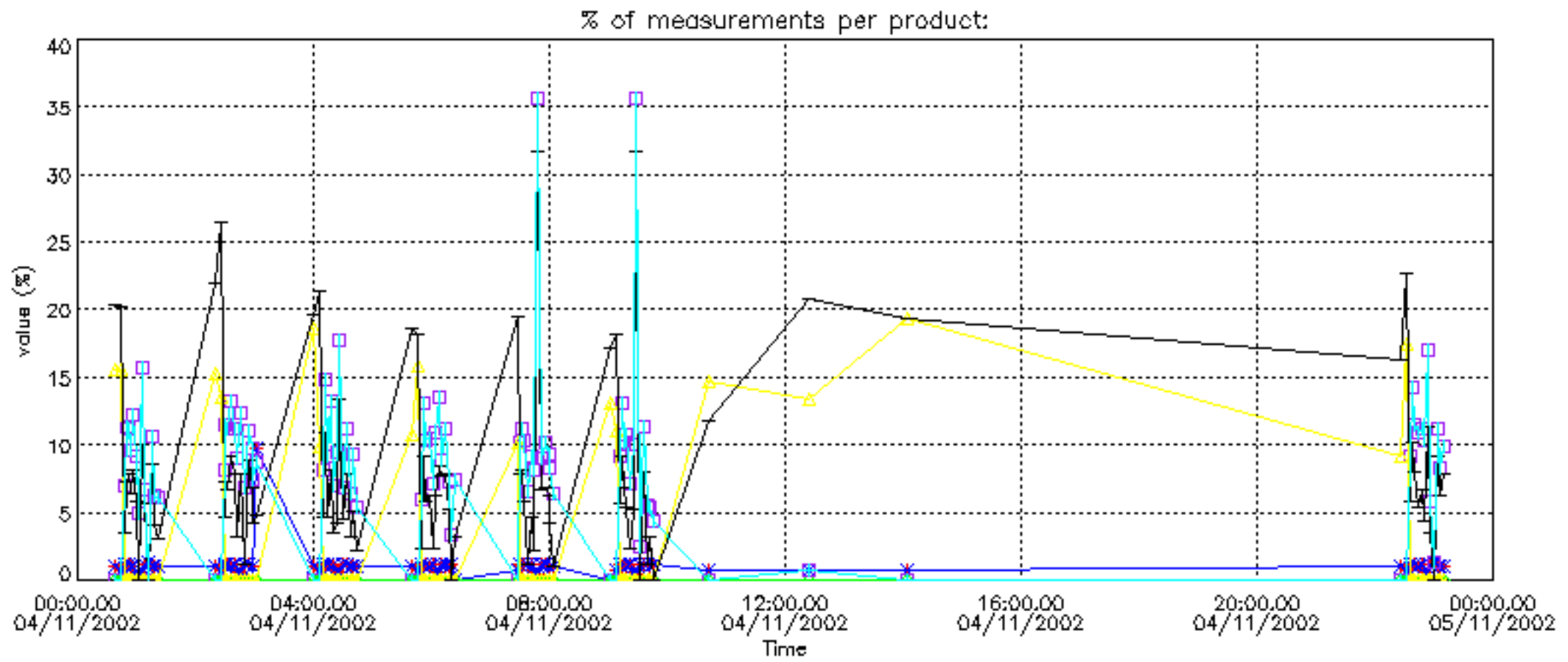
Percentage of flagged data per NO2 profile



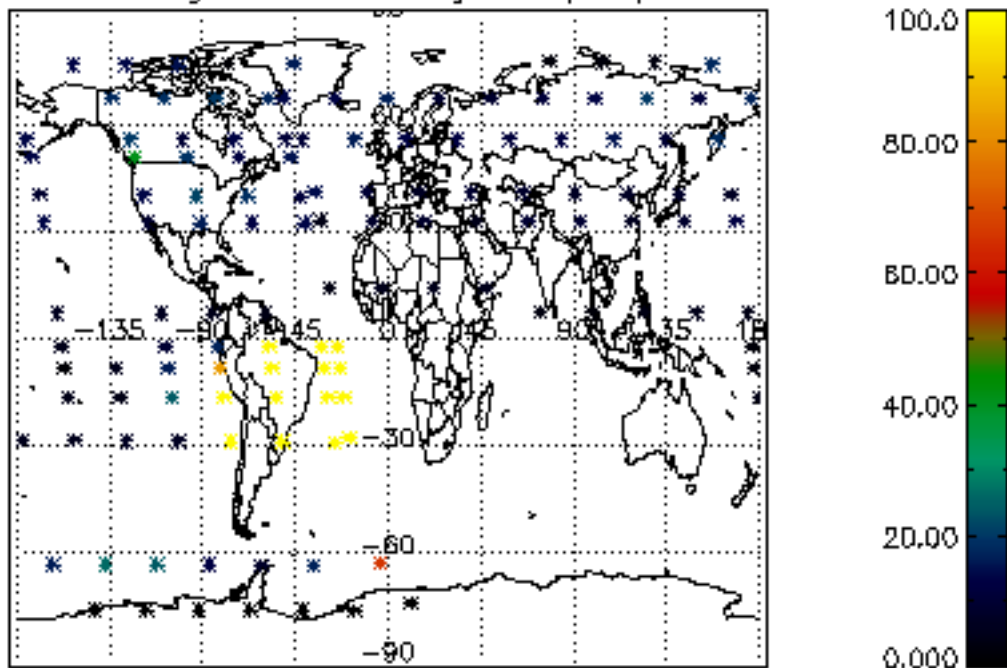
Percentage of flagged data per NO3 profile



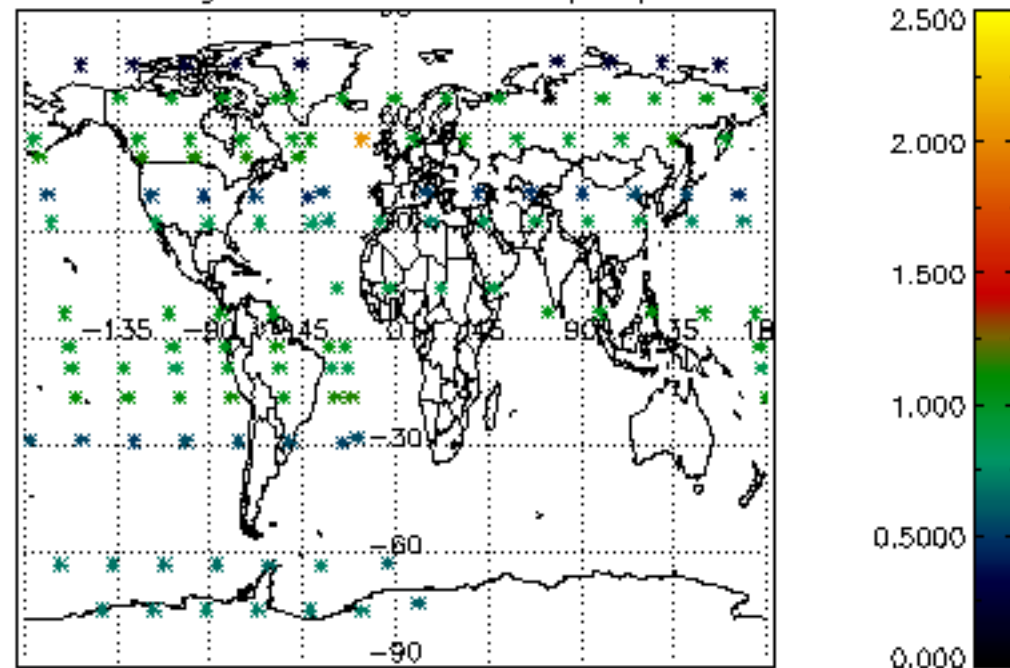




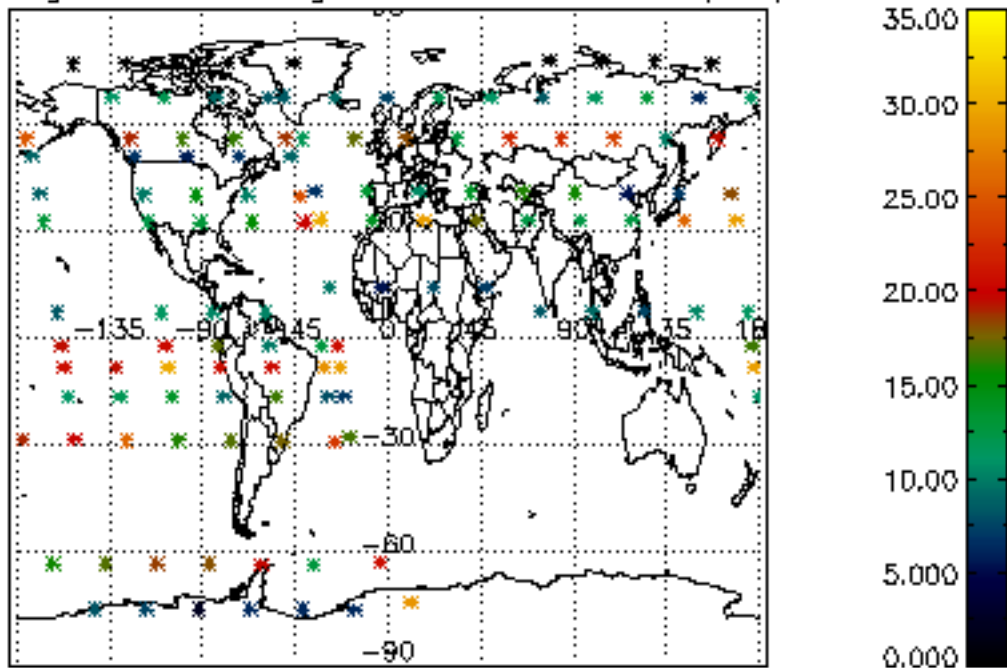
Percentage of cosmic ray hits per profile



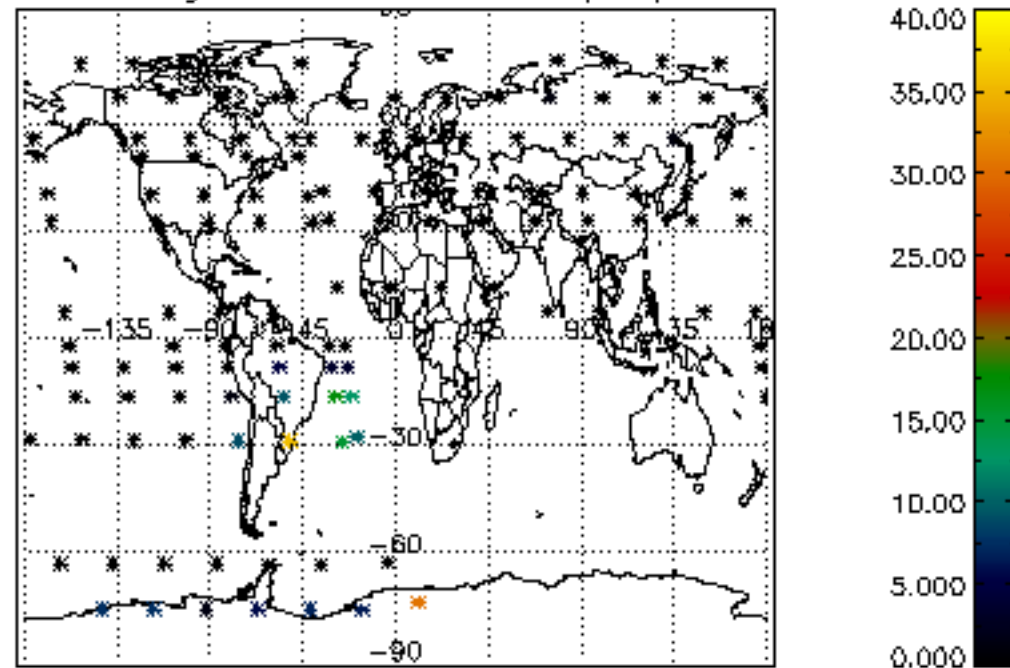
Percentage of datation errors per profile



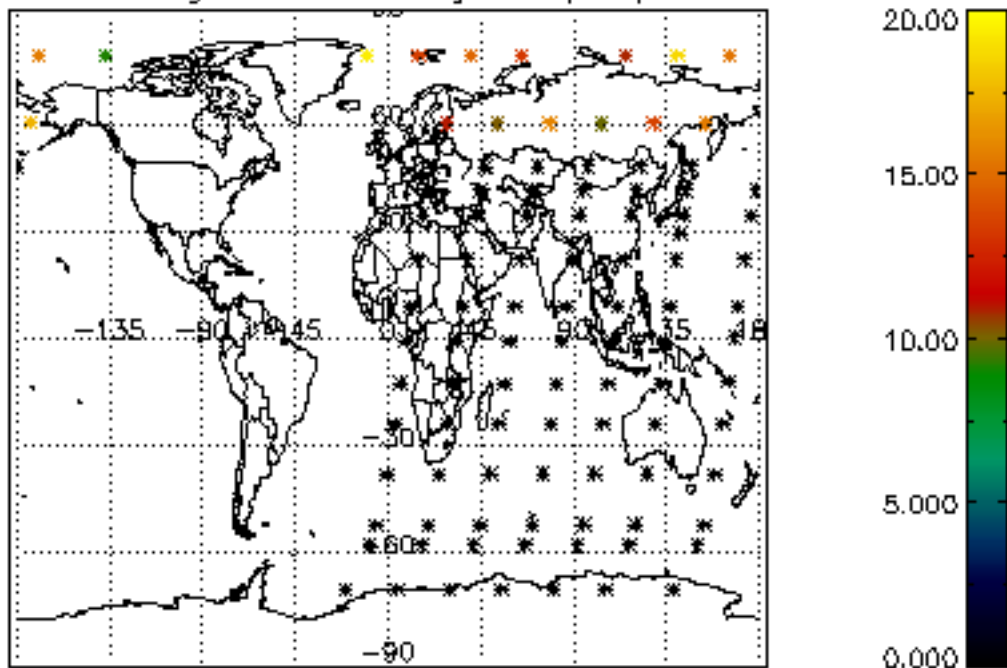
Percentage of star falling outside central band per profile



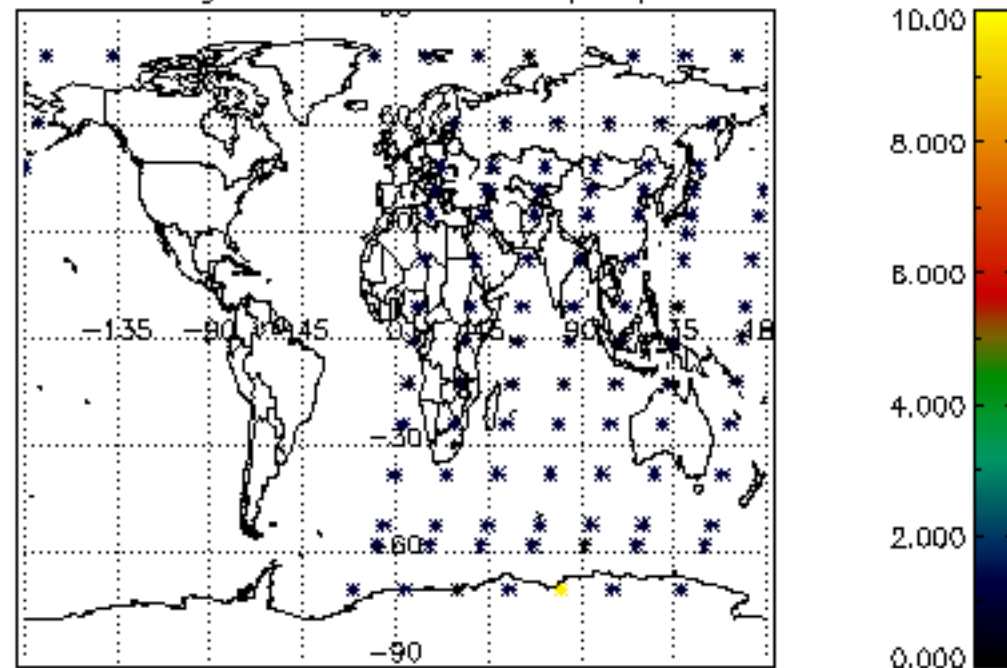
Percentage of saturation errors per profile



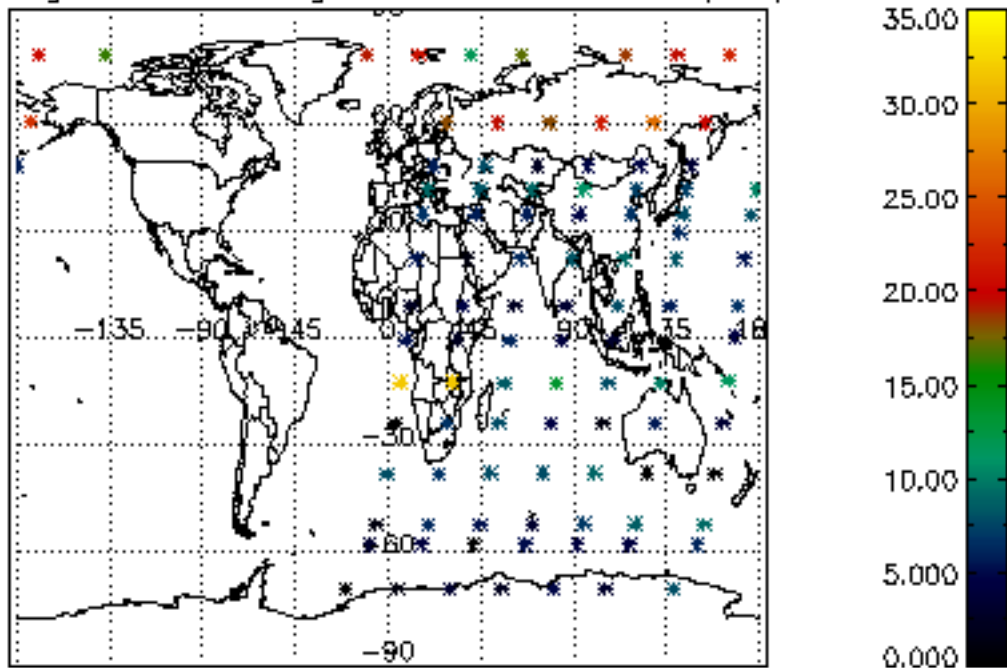
Percentage of cosmic ray hits per profile



Percentage of datation errors per profile



Percentage of star falling outside central band per profile



Percentage of saturation errors per profile

