

# GOMOS Level 2 Daily Report

## SUMMARY

### [1. General Info](#)

### [2. Summary of processed GOM\\_NL\\_2P products](#)

### [3. Level 2 Quality information per product](#)

#### [3.1 Plot of level 2 quality information per product \(time dependant\)](#)

#### [3.2 Plot of level 2 quality information per product \(world map\)](#)

### [4. Level 1 Quality information per product \(stored on level 2 products\)](#)

#### [4.1 Plot of level 1 quality information per product \(time dependant\)](#)

##### [4.1.1 Plot of level 1 quality information per product \(time dependant\): ASCENDING](#)

##### [4.1.2 Plot of level 1 quality information per product \(time dependant\): DESCENDING](#)

#### [4.2 Plot of level 1 quality information per product \(world map\)](#)

##### [4.2.1 Plot of level 1 quality information per product \(world map\): ASCENDING](#)

##### [4.2.2 Plot of level 1 quality information per product \(world map\): DESCENDING](#)

### [5. Ozone profiles based on quality statistics and other trace gas profiles](#)

#### [5.1 Ozone statistics based on quality of products](#)

#### [5.2 Plot ozone profiles for all STD \(dark without errors\)](#)

#### [5.3 Plot ozone profiles where STD < 20% \(dark without errors\)](#)

#### [5.4. Plot ozone profiles where STD < 10% \(dark without errors\)](#)

#### [5.5. Plot ozone profiles where STD < 5% \(dark without errors\)](#)

#### [5.6 Plot NO2 profiles for all STD \(dark without errors\)](#)

#### [5.7 Plot NO3 profiles for all STD \(dark without errors\)](#)

#### [5.8 Plot H2O profiles \(only for occultations of stars 1,2,3,4,13,14,16,26,63 dark without errors\) for all STD](#)

### [6. Auxiliary Data Files used for the production reported in section 2](#)

This report presents the daily analysis on parameters extracted from GOMOS level 2 data (GOM\_NL\_\_2P). It is intended to monitor some important parameters that will impact the quality of these products. A list of level 2 products (and content) that have arrived during the reporting day to the PCF is also given.

Item	Value
Time of report generation	17APR2013 19:48:46
Data source version	GOMOS/6.01
Start time of products	29-10-2002 (29OCT2002 00:00:00)
Stop time of products	30-10-2002 (30OCT2002 00:00:00)
Store outputs in DB	Yes
Nb of level 2 prods	183
Nb of prods with errors	0

## 2. Summary of processed GOM\_NL\_\_2P products.

Nr	Filename	UTC Start time	Limb	Duration	Star Id	Star Name	Star Mag	Star Temp	Nb Meas	Orbit	Prod. error
1	GOM_NL__2PRFIN20021029_000037_000000492010_00403_03463_9442.N1	29-OCT-2002 00:00:37	Dark	49.000	91	Kap Vel	2.4900	26000.	98	3463	No
2	GOM_NL__2PRFIN20021029_000606_000000752010_00403_03463_9443.N1	29-OCT-2002 00:06:06	Dark	74.500	117	Pi Pup	2.7060	3800.0	149	3463	No
3	GOM_NL__2PRFIN20021029_000818_000000612010_00403_03463_9444.N1	29-OCT-2002 00:08:18	Dark	61.000	2	Alp Car	-0.73600	7000.0	122	3463	No
4	GOM_NL__2PRFIN20021029_001422_000000472010_00403_03463_9445.N1	29-OCT-2002 00:14:22	Dark	46.500	143	Alp Hyi	2.8570	7200.0	93	3463	No
5	GOM_NL__2PRFIN20021029_001546_000000482010_00403_03463_9446.N1	29-OCT-2002 00:15:46	Dark	48.000	9	Alp Eri	0.45300	24000.	96	3463	No
6	GOM_NL__2PRFIN20021029_001855_000000522010_00403_03463_9447.N1	29-OCT-2002 00:18:55	Straylight	51.500	157	The1Eri	2.9060	9300.0	103	3463	No
7	GOM_NL__2PRFIN20021029_002033_000000512010_00403_03463_9448.N1	29-OCT-2002 00:20:33	Straylight	50.500	84	Alp Phe	2.3970	4500.0	101	3463	No
8	GOM_NL__2PRFIN20021029_002708_000000512010_00403_03463_9449.N1	29-OCT-2002 00:27:08	Straylight	50.500	52	16Bet Cet	2.0370	4500.0	101	3463	No
9	GOM_NL__2PRFIN20021029_003355_000000752010_00403_03463_9450.N1	29-OCT-2002 00:33:55	Bright	75.000	94	92Alp Cet	2.5260	3100.0	150	3463	No
10	GOM_NL__2PRFIN20021029_003637_000000442010_00403_03463_9451.N1	29-OCT-2002 00:36:37	Bright	43.500	140	88Gam Peg	2.8340	26000.	87	3463	No
11	GOM_NL__2PRFIN20021029_003812_000000502010_00403_03463_9452.N1	29-OCT-2002 00:38:12	Bright	50.000	105	6Bet Ari	2.6450	8900.0	100	3463	No
12	GOM_NL__2PRFIN20021029_004029_000000432010_00403_03463_9453.N1	29-OCT-2002 00:40:29	Bright	43.000	58	21Alp And	2.0730	11000.	86	3463	No
13	GOM_NL__2PRFIN20021029_004208_000000462010_00403_03463_9454.N1	29-OCT-2002 00:42:08	Bright	46.000	53	43Bet And	2.0480	3300.0	92	3463	No
14	GOM_NL__2PRFIN20021029_004445_000000512010_00403_03463_9455.N1	29-OCT-2002 00:44:45	Bright	51.000	73	57Gam1And	2.2600	13100.	102	3463	No
15	GOM_NL__2PRFIN20021029_004623_000000562010_00403_03463_9456.N1	29-OCT-2002 00:46:23	Bright	56.000	79	26Bet Per	2.3100	13100.	112	3463	No
16	GOM_NL__2PRFIN20021029_004845_000000442010_00403_03463_9457.N1	29-OCT-2002 00:48:45	Bright	44.000	74	11Bet Cas	2.2680	6600.0	88	3463	No
17	GOM_NL__2PRFIN20021029_014114_000000482010_00404_03464_9442.N1	29-OCT-2002 01:41:14	Dark	47.500	91	Kap Vel	2.4900	26000.	95	3464	No
18	GOM_NL__2PRFIN20021029_014643_000000782010_00404_03464_9443.N1	29-OCT-2002 01:46:43	Dark	77.500	117	Pi Pup	2.7060	3800.0	155	3464	No
19	GOM_NL__2PRFIN20021029_014855_000000582010_00404_03464_9444.N1	29-OCT-2002 01:48:55	Dark	58.000	2	Alp Car	-0.73600	7000.0	116	3464	No
20	GOM_NL__2PRFIN20021029_015458_000000462010_00404_03464_9445.N1	29-OCT-2002 01:54:58	Dark	45.500	143	Alp Hyi	2.8570	7200.0	91	3464	No
21	GOM_NL__2PRFIN20021029_015622_000000502010_00404_03464_9446.N1	29-OCT-2002 01:56:22	Dark	50.000	9	Alp Eri	0.45300	24000.	100	3464	No
22	GOM_NL__2PRFIN20021029_015932_000000532010_00404_03464_9447.N1	29-OCT-2002 01:59:32	Straylight	52.500	157	The1Eri	2.9060	9300.0	105	3464	No
23	GOM_NL__2PRFIN20021029_020109_000000502010_00404_03464_9448.N1	29-OCT-2002 02:01:09	Straylight	50.000	84	Alp Phe	2.3970	4500.0	100	3464	No
24	GOM_NL__2PRFIN20021029_020744_000000492010_00404_03464_9449.N1	29-OCT-2002 02:07:44	Straylight	48.500	52	16Bet Cet	2.0370	4500.0	97	3464	No
25	GOM_NL__2PRFIN20021029_021430_000000762010_00404_03464_9450.N1	29-OCT-2002 02:14:30	Bright	75.500	94	92Alp Cet	2.5260	3100.0	151	3464	No
26	GOM_NL__2PRFIN20021029_021713_000000442010_00404_03464_9451.N1	29-OCT-2002 02:17:13	Bright	43.500	140	88Gam Peg	2.8340	26000.	87	3464	No
27	GOM_NL__2PRFIN20021029_021848_000000492010_00404_03464_9452.N1	29-OCT-2002 02:18:48	Bright	48.500	105	6Bet Ari	2.6450	8900.0	97	3464	No
28	GOM_NL__2PRFIN20021029_022105_000000442010_00404_03464_9453.N1	29-OCT-2002 02:21:05	Bright	43.500	58	21Alp And	2.0730	11000.	87	3464	No
29	GOM_NL__2PRFIN20021029_022244_000000472010_00404_03464_9454.N1	29-OCT-2002 02:22:44	Bright	46.500	53	43Bet And	2.0480	3300.0	93	3464	No
30	GOM_NL__2PRFIN20021029_022521_000000492010_00404_03464_9455.N1	29-OCT-2002 02:25:21	Bright	49.000	73	57Gam1And	2.2600	13100.	98	3464	No
31	GOM_NL__2PRFIN20021029_022658_000000562010_00404_03464_9456.N1	29-OCT-2002 02:26:58	Bright	55.500	79	26Bet Per	2.3100	13100.	111	3464	No
32	GOM_NL__2PRFIN20021029_022921_000000422010_00404_03464_9457.N1	29-OCT-2002 02:29:21	Bright	41.500	74	11Bet Cas	2.2680	6600.0	83	3464	No
33	GOM_NL__2PRFIN20021029_023255_000000432010_00404_03464_9458.N1	29-OCT-2002 02:32:55	Bright	43.000	89	5Alp Cep	2.4510	8000.0	86	3464	No
34	GOM_NL__2PRFIN20021029_023750_000000462010_00404_03464_9459.N1	29-OCT-2002 02:37:50	Bright	45.500	49	1Alp UMi	1.9900	6300.0	91	3464	No
35	GOM_NL__2PRFIN20021029_024132_000000452010_00404_03464_9460.N1	29-OCT-2002 02:41:32	Bright	44.500	60	7Bet UMi	2.0810	3950.0	89	3464	No
36	GOM_NL__2PRFIN20021029_024559_000000512010_00404_03464_9461.N1	29-OCT-2002 02:45:59	Bright	50.500	36	50Alp UMa	1.8000	6300.0	101	3464	No
37	GOM_NL__2PRFIN20021029_024737_000000472010_00404_03464_9462.N1	29-OCT-2002 02:47:37	Bright	46.500	82	48Bet UMa	2.3650	10600.	93	3464	No
38	GOM_NL__2PRFIN20021029_025114_000000482010_00404_03464_9463.N1	29-OCT-2002 02:51:14	Bright	47.500	174	52Psi UMa	3.0040	4400.0	95	3464	No
39	GOM_NL__2PRFIN20021029_032720_000000732010_00405_03465_9466.N1	29-OCT-2002 03:27:20	Dark	73.000	117	Pi Pup	2.7060	3800.0	146	3465	No
40	GOM_NL__2PRFIN20021029_032931_000000572010_00405_03465_9467.N1	29-OCT-2002 03:29:31	Dark	56.500	2	Alp Car	-0.73600	7000.0	113	3465	No
41	GOM_NL__2PRFIN20021029_033535_000000442010_00405_03465_9468.N1	29-OCT-2002 03:35:35	Dark	44.000	143	Alp Hyi	2.8570	7200.0	88	3465	No
42	GOM_NL__2PRFIN20021029_033658_000000512010_00405_03465_9469.N1	29-OCT-2002 03:36:58	Dark	50.500	9	Alp Eri	0.45300	24000.	101	3465	No

43	GOM_NL__2PRFIN20021029_033928_000002202010_00405_03465_9470.N1	29-OCT-2002 03:39:28	Straylight	220.00	1	9Alp CMa	-1.4400	11000.	440	3465	No
44	GOM_NL__2PRFIN20021029_034819_000000492010_00405_03465_9471.N1	29-OCT-2002 03:48:19	Straylight	49.000	52	16Bet Cet	2.0370	4500.0	98	3465	No
45	GOM_NL__2PRFIN20021029_035506_000000712010_00405_03465_9472.N1	29-OCT-2002 03:55:06	Bright	71.000	94	92Alp Cet	2.5260	3100.0	142	3465	No
46	GOM_NL__2PRFIN20021029_035749_000000432010_00405_03465_9473.N1	29-OCT-2002 03:57:49	Bright	42.500	140	88Gam Peg	2.8340	26000.	85	3465	No
47	GOM_NL__2PRFIN20021029_035924_000000482010_00405_03465_9474.N1	29-OCT-2002 03:59:24	Bright	48.000	105	6Bet Ari	2.6450	8900.0	96	3465	No
48	GOM_NL__2PRFIN20021029_040141_000000442010_00405_03465_9475.N1	29-OCT-2002 04:01:41	Bright	44.000	58	21Alp And	2.0730	11000.	88	3465	No
49	GOM_NL__2PRFIN20021029_040319_000000492010_00405_03465_9476.N1	29-OCT-2002 04:03:19	Bright	48.500	53	43Bet And	2.0480	3300.0	97	3465	No
50	GOM_NL__2PRFIN20021029_040556_000000502010_00405_03465_9477.N1	29-OCT-2002 04:05:56	Bright	50.000	73	57Gam1And	2.2600	13100.	100	3465	No
51	GOM_NL__2PRFIN20021029_050758_000000732010_00406_03466_9466.N1	29-OCT-2002 05:07:58	Dark	72.500	117	Pi Pup	2.7060	3800.0	145	3466	No
52	GOM_NL__2PRFIN20021029_051008_000000592010_00406_03466_9467.N1	29-OCT-2002 05:10:08	Dark	58.500	2	Alp Car	-0.73600	7000.0	117	3466	No
53	GOM_NL__2PRFIN20021029_051611_000000452010_00406_03466_9468.N1	29-OCT-2002 05:16:11	Dark	45.000	143	Alp Hyi	2.8570	7200.0	90	3466	No
54	GOM_NL__2PRFIN20021029_051734_000000582010_00406_03466_9469.N1	29-OCT-2002 05:17:34	Dark	58.000	9	Alp Eri	0.45300	24000.	116	3466	No
55	GOM_NL__2PRFIN20021029_052008_000002202010_00406_03466_9470.N1	29-OCT-2002 05:20:08	Straylight	220.00	1	9Alp CMa	-1.4400	11000.	440	3466	No
56	GOM_NL__2PRFIN20021029_052856_000000492010_00406_03466_9471.N1	29-OCT-2002 05:28:56	Straylight	49.000	52	16Bet Cet	2.0370	4500.0	98	3466	No
57	GOM_NL__2PRFIN20021029_053541_000000742010_00406_03466_9472.N1	29-OCT-2002 05:35:41	Bright	73.500	94	92Alp Cet	2.5260	3100.0	147	3466	No
58	GOM_NL__2PRFIN20021029_053825_000000442010_00406_03466_9473.N1	29-OCT-2002 05:38:25	Bright	43.500	140	88Gam Peg	2.8340	26000.	87	3466	No
59	GOM_NL__2PRFIN20021029_053959_000000492010_00406_03466_9474.N1	29-OCT-2002 05:39:59	Bright	48.500	105	6Bet Ari	2.6450	8900.0	97	3466	No
60	GOM_NL__2PRFIN20021029_054217_000000432010_00406_03466_9475.N1	29-OCT-2002 05:42:17	Bright	43.000	58	21Alp And	2.0730	11000.	86	3466	No
61	GOM_NL__2PRFIN20021029_054355_000000482010_00406_03466_9476.N1	29-OCT-2002 05:43:55	Bright	47.500	53	43Bet And	2.0480	3300.0	95	3466	No
62	GOM_NL__2PRFIN20021029_054632_000000512010_00406_03466_9477.N1	29-OCT-2002 05:46:32	Bright	50.500	73	57Gam1And	2.2600	13100.	101	3466	No
63	GOM_NL__2PRFIN20021029_054809_000000572010_00406_03466_9478.N1	29-OCT-2002 05:48:09	Bright	57.000	79	26Bet Per	2.3100	13100.	114	3466	No
64	GOM_NL__2PRFIN20021029_055033_000000452010_00406_03466_9479.N1	29-OCT-2002 05:50:33	Bright	44.500	74	11Bet Cas	2.2680	6600.0	89	3466	No
65	GOM_NL__2PRFIN20021029_055408_000000452010_00406_03466_9480.N1	29-OCT-2002 05:54:08	Bright	44.500	89	5Alp Cep	2.4510	8000.0	89	3466	No
66	GOM_NL__2PRFIN20021029_055902_000000442010_00406_03466_9481.N1	29-OCT-2002 05:59:02	Bright	44.000	49	1Alp UMi	1.9900	6300.0	88	3466	No
67	GOM_NL__2PRFIN20021029_060245_000000442010_00406_03466_9482.N1	29-OCT-2002 06:02:45	Bright	44.000	60	7Bet UMi	2.0810	3950.0	88	3466	No
68	GOM_NL__2PRFIN20021029_060713_000000482010_00406_03466_9483.N1	29-OCT-2002 06:07:13	Bright	47.500	36	50Alp UMa	1.8000	6300.0	95	3466	No
69	GOM_NL__2PRFIN20021029_060840_000000452010_00406_03466_9484.N1	29-OCT-2002 06:08:40	Bright	44.500	32	77Eps UMa	1.7630	11000.	89	3466	No
70	GOM_NL__2PRFIN20021029_061227_000000472010_00406_03466_9485.N1	29-OCT-2002 06:12:27	Bright	47.000	174	52Psi UMa	3.0040	4400.0	94	3466	No
71	GOM_NL__2PRFIN20021029_071616_000000692010_00407_03467_2769.N1	29-OCT-2002 07:16:16	Bright	68.500	94	92Alp Cet	2.5260	3100.0	137	3467	No
72	GOM_NL__2PRFIN20021029_071901_000000442010_00407_03467_2770.N1	29-OCT-2002 07:19:01	Bright	43.500	140	88Gam Peg	2.8340	26000.	87	3467	No
73	GOM_NL__2PRFIN20021029_072035_000000482010_00407_03467_2771.N1	29-OCT-2002 07:20:35	Bright	48.000	105	6Bet Ari	2.6450	8900.0	96	3467	No
74	GOM_NL__2PRFIN20021029_072253_000000432010_00407_03467_2772.N1	29-OCT-2002 07:22:53	Bright	43.000	58	21Alp And	2.0730	11000.	86	3467	No
75	GOM_NL__2PRFIN20021029_072431_000000452010_00407_03467_2773.N1	29-OCT-2002 07:24:31	Bright	45.000	53	43Bet And	2.0480	3300.0	90	3467	No
76	GOM_NL__2PRFIN20021029_072707_000000502010_00407_03467_2774.N1	29-OCT-2002 07:27:07	Bright	49.500	73	57Gam1And	2.2600	13100.	99	3467	No
77	GOM_NL__2PRFIN20021029_072844_000000582010_00407_03467_2775.N1	29-OCT-2002 07:28:44	Bright	57.500	79	26Bet Per	2.3100	13100.	115	3467	No
78	GOM_NL__2PRFIN20021029_073109_000000432010_00407_03467_2776.N1	29-OCT-2002 07:31:09	Bright	42.500	74	11Bet Cas	2.2680	6600.0	85	3467	No
79	GOM_NL__2PRFIN20021029_073444_000000452010_00407_03467_2777.N1	29-OCT-2002 07:34:44	Bright	45.000	89	5Alp Cep	2.4510	8000.0	90	3467	No
80	GOM_NL__2PRFIN20021029_073938_000000432010_00407_03467_2778.N1	29-OCT-2002 07:39:38	Bright	42.500	49	1Alp UMi	1.9900	6300.0	85	3467	No
81	GOM_NL__2PRFIN20021029_074321_000000452010_00407_03467_2779.N1	29-OCT-2002 07:43:21	Bright	44.500	60	7Bet UMi	2.0810	3950.0	89	3467	No
82	GOM_NL__2PRFIN20021029_074749_000000462010_00407_03467_2780.N1	29-OCT-2002 07:47:49	Bright	46.000	36	50Alp UMa	1.8000	6300.0	92	3467	No
83	GOM_NL__2PRFIN20021029_074916_000000442010_00407_03467_2781.N1	29-OCT-2002 07:49:16	Bright	44.000	32	77Eps UMa	1.7630	11000.	88	3467	No
84	GOM_NL__2PRFIN20021029_075302_000000462010_00407_03467_2782.N1	29-OCT-2002 07:53:02	Bright	45.500	174	52Psi UMa	3.0040	4400.0	91	3467	No
85	GOM_NL__2PRFIN20021029_080045_000000642010_00407_03467_2783.N1	29-OCT-2002 08:00:45	Bright	63.500	166	17Eps Leo	2.9800	6000.0	127	3467	No
86	GOM_NL__2PRFIN20021029_080343_000002552010_00407_03467_2784.N1	29-OCT-2002 08:03:43	Straylight	255.00	17	78Bet Gem	1.1610	4500.0	510	3467	No
87	GOM_NL__2PRFIN20021029_081321_000000772010_00407_03467_2785.N1	29-OCT-2002 08:13:21	Dark	77.000	48	30Alp Hya	1.9770	4100.0	154	3467	No
88	GOM_NL__2PRFIN20021029_081914_000000442010_00407_03467_2786.N1	29-OCT-2002 08:19:14	Dark	44.000	99	Del Cen	2.5750	26000.	88	3467	No
89	GOM_NL__2PRFIN20021029_082215_000000542010_00407_03467_2787.N1	29-OCT-2002 08:22:15	Dark	54.000	65	Lam Vel	2.2040	4400.0	108	3467	No
90	GOM_NL__2PRFIN20021029_082912_000000772010_00408_03468_2782.N1	29-OCT-2002 08:29:12	Dark	76.500	117	Pi Pup	2.7060	3800.0	153	3468	No
91	GOM_NL__2PRFIN20021029_083122_000000592010_00408_03468_2783.N1	29-OCT-2002 08:31:22	Dark	59.000	2	Alp Car	-0.73600	7000.0	118	3468	No
92	GOM_NL__2PRFIN20021029_083723_000000462010_00408_03468_2784.N1	29-OCT-2002 08:37:23	Dark	46.000	143	Alp Hyi	2.8570	7200.0	92	3468	No
93	GOM_NL__2PRFIN20021029_083847_000000462010_00408_03468_2785.N1	29-OCT-2002 08:38:47	Dark	46.000	9	Alp Eri	0.45300	24000.	92	3468	No
94	GOM_NL__2PRFIN20021029_084128_000002202010_00408_03468_2786.N1	29-OCT-2002 08:41:28	Straylight	220.00	1	9Alp CMa	-1.4400	11000.	440	3468	No
95	GOM_NL__2PRFIN20021029_085008_000000512010_00408_03468_2787.N1	29-OCT-2002 08:50:08	Straylight	50.500	52	16Bet Cet	2.0370	4500.0	101	3468	No
96	GOM_NL__2PRFIN20021029_085652_000000812010_00408_03468_2788.N1	29-OCT-2002 08:56:52	Bright	81.000	94	92Alp Cet	2.5260	3100.0	162	3468	No
97	GOM_NL__2PRFIN20021029_085937_000000442010_00408_03468_2789.N1	29-OCT-2002 08:59:37	Bright	43.500	140	88Gam Peg	2.8340	26000.	87	3468	No
98	GOM_NL__2PRFIN20021029_090110_000000502010_00408_03468_2790.N1	29-OCT-2002 09:01:10	Bright	49.500	105	6Bet Ari	2.6450	8900.0	99	3468	No
99	GOM_NL__2PRFIN20021029_090329_000000432010_00408_03468_2791.N1	29-OCT-2002 09:03:29	Bright	43.000	58	21Alp And	2.0730	11000.	86	3468	No
100	GOM_NL__2PRFIN20021029_090507_000000462010_00408_03468_2792.N1	29-OCT-2002 09:05:07	Bright	45.500	53	43Bet And	2.0480	3300.0	91	3468	No
101	GOM_NL__2PRFIN20021029_090743_000000492010_00408_03468_2793.N1	29-OCT-2002 09:07:43	Bright	49.000	73	57Gam1And	2.2600	13100.	98	3468	No

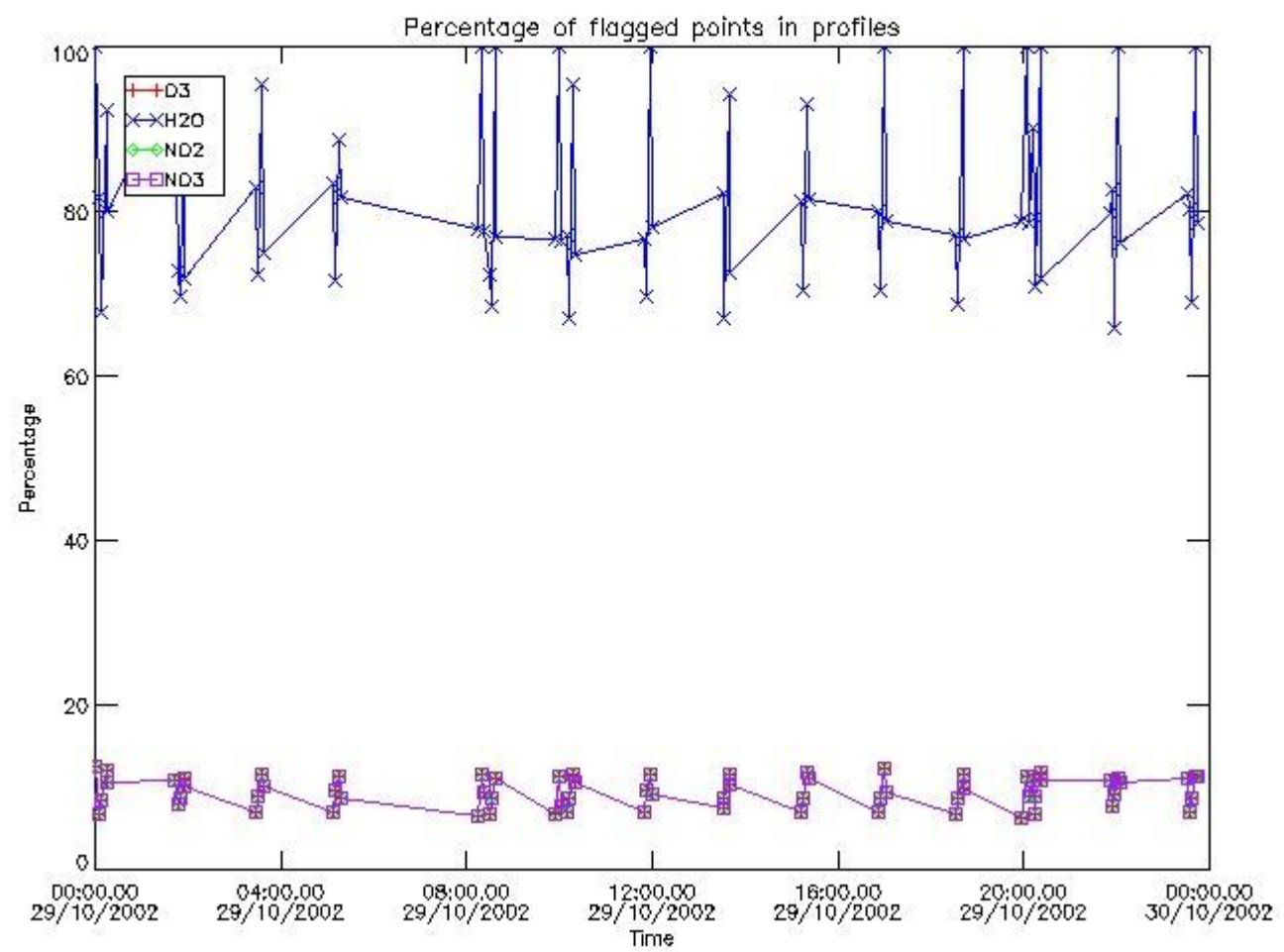
102	GOM_NL__2PRFIN20021029_090919_000000562010_00408_03468_2794.N1	29-OCT-2002 09:09:19	Bright	56.000	79	26Bet Per	2.3100	13100.	112	3468	No
103	GOM_NL__2PRFIN20021029_091145_000000432010_00408_03468_2795.N1	29-OCT-2002 09:11:45	Bright	42.500	74	11Bet Cas	2.2680	6600.0	85	3468	No
104	GOM_NL__2PRFIN20021029_091521_000000432010_00408_03468_2796.N1	29-OCT-2002 09:15:21	Bright	42.500	89	5Alp Cep	2.4510	8000.0	85	3468	No
105	GOM_NL__2PRFIN20021029_092014_000000452010_00408_03468_2797.N1	29-OCT-2002 09:20:14	Bright	44.500	49	1Alp UMi	1.9900	6300.0	89	3468	No
106	GOM_NL__2PRFIN20021029_092357_000000452010_00408_03468_2798.N1	29-OCT-2002 09:23:57	Bright	44.500	60	7Bet UMi	2.0810	3950.0	89	3468	No
107	GOM_NL__2PRFIN20021029_092825_000000492010_00408_03468_2799.N1	29-OCT-2002 09:28:25	Bright	49.000	36	50Alp UMa	1.8000	6300.0	98	3468	No
108	GOM_NL__2PRFIN20021029_092953_000000432010_00408_03468_2800.N1	29-OCT-2002 09:29:53	Bright	43.000	32	77Eps UMa	1.7630	11000.	86	3468	No
109	GOM_NL__2PRFIN20021029_093339_000000462010_00408_03468_2801.N1	29-OCT-2002 09:33:39	Bright	46.000	174	52Psi UMa	3.0040	4400.0	92	3468	No
110	GOM_NL__2PRFIN20021029_094121_000000632010_00408_03468_2802.N1	29-OCT-2002 09:41:21	Bright	62.500	166	17Eps Leo	2.9800	6000.0	125	3468	No
111	GOM_NL__2PRFIN20021029_094421_000002552010_00408_03468_2803.N1	29-OCT-2002 09:44:21	Straylight	255.00	17	78Bet Gem	1.1610	4500.0	510	3468	No
112	GOM_NL__2PRFIN20021029_095358_000000752010_00408_03468_2804.N1	29-OCT-2002 09:53:58	Dark	75.000	48	30Alp Hya	1.9770	4100.0	150	3468	No
113	GOM_NL__2PRFIN20021029_095949_000000452010_00408_03468_2805.N1	29-OCT-2002 09:59:49	Dark	45.000	99	Del Cen	2.5750	26000.	90	3468	No
114	GOM_NL__2PRFIN20021029_100252_000000662010_00408_03468_2806.N1	29-OCT-2002 10:02:52	Dark	66.000	65	Lam Vel	2.2040	4400.0	132	3468	No
115	GOM_NL__2PRFIN20021029_100950_000000732010_00409_03469_9463.N1	29-OCT-2002 10:09:50	Dark	72.500	117	Pi Pup	2.7060	3800.0	145	3469	No
116	GOM_NL__2PRFIN20021029_101159_000000602010_00409_03469_9464.N1	29-OCT-2002 10:11:59	Dark	59.500	2	Alp Car	-0.73600	7000.0	119	3469	No
117	GOM_NL__2PRFIN20021029_101759_000000452010_00409_03469_9465.N1	29-OCT-2002 10:17:59	Dark	44.500	143	Alp Hyi	2.8570	7200.0	89	3469	No
118	GOM_NL__2PRFIN20021029_101923_000000482010_00409_03469_9466.N1	29-OCT-2002 10:19:23	Dark	48.000	9	Alp Eri	0.45300	24000.	96	3469	No
119	GOM_NL__2PRFIN20021029_102208_000002202010_00409_03469_9467.N1	29-OCT-2002 10:22:08	Straylight	220.00	1	9Alp CMa	-1.4400	11000.	440	3469	No
120	GOM_NL__2PRFIN20021029_103044_000000512010_00409_03469_9468.N1	29-OCT-2002 10:30:44	Straylight	51.000	52	16Bet Cet	2.0370	4500.0	102	3469	No
121	GOM_NL__2PRFIN20021029_115028_000000732010_00410_03470_9453.N1	29-OCT-2002 11:50:28	Dark	73.000	117	Pi Pup	2.7060	3800.0	146	3470	No
122	GOM_NL__2PRFIN20021029_115235_000000582010_00410_03470_9454.N1	29-OCT-2002 11:52:35	Dark	58.000	2	Alp Car	-0.73600	7000.0	116	3470	No
123	GOM_NL__2PRFIN20021029_115835_000000442010_00410_03470_9455.N1	29-OCT-2002 11:58:35	Dark	44.000	143	Alp Hyi	2.8570	7200.0	88	3470	No
124	GOM_NL__2PRFIN20021029_115959_000000552010_00410_03470_9456.N1	29-OCT-2002 11:59:59	Dark	55.000	9	Alp Eri	0.45300	24000.	110	3470	No
125	GOM_NL__2PRFIN20021029_120247_000002202010_00410_03470_9457.N1	29-OCT-2002 12:02:47	Straylight	219.50	1	9Alp CMa	-1.4400	11000.	439	3470	No
126	GOM_NL__2PRFIN20021029_133105_000000682010_00411_03471_9453.N1	29-OCT-2002 13:31:05	Dark	67.500	117	Pi Pup	2.7060	3800.0	135	3471	No
127	GOM_NL__2PRFIN20021029_133313_000000602010_00411_03471_9454.N1	29-OCT-2002 13:33:13	Dark	59.500	2	Alp Car	-0.73600	7000.0	119	3471	No
128	GOM_NL__2PRFIN20021029_133912_000000442010_00411_03471_9455.N1	29-OCT-2002 13:39:12	Dark	44.000	143	Alp Hyi	2.8570	7200.0	88	3471	No
129	GOM_NL__2PRFIN20021029_134036_000000502010_00411_03471_9456.N1	29-OCT-2002 13:40:36	Dark	49.500	9	Alp Eri	0.45300	24000.	99	3471	No
130	GOM_NL__2PRFIN20021029_134327_000002202010_00411_03471_9457.N1	29-OCT-2002 13:43:27	Straylight	219.50	1	9Alp CMa	-1.4400	11000.	439	3471	No
131	GOM_NL__2PRFIN20021029_135157_000000512010_00411_03471_9458.N1	29-OCT-2002 13:51:57	Straylight	50.500	52	16Bet Cet	2.0370	4500.0	101	3471	No
132	GOM_NL__2PRFIN20021029_151142_000000722010_00412_03472_9473.N1	29-OCT-2002 15:11:42	Dark	72.000	117	Pi Pup	2.7060	3800.0	144	3472	No
133	GOM_NL__2PRFIN20021029_151348_000000582010_00412_03472_9474.N1	29-OCT-2002 15:13:48	Dark	58.000	2	Alp Car	-0.73600	7000.0	116	3472	No
134	GOM_NL__2PRFIN20021029_151948_000000442010_00412_03472_9475.N1	29-OCT-2002 15:19:48	Dark	43.500	143	Alp Hyi	2.8570	7200.0	87	3472	No
135	GOM_NL__2PRFIN20021029_152111_000000462010_00412_03472_9476.N1	29-OCT-2002 15:21:11	Dark	46.000	9	Alp Eri	0.45300	24000.	92	3472	No
136	GOM_NL__2PRFIN20021029_152407_000002202010_00412_03472_9477.N1	29-OCT-2002 15:24:07	Straylight	220.00	1	9Alp CMa	-1.4400	11000.	440	3472	No
137	GOM_NL__2PRFIN20021029_165219_000000732010_00413_03473_9473.N1	29-OCT-2002 16:52:19	Dark	72.500	117	Pi Pup	2.7060	3800.0	145	3473	No
138	GOM_NL__2PRFIN20021029_165425_000000582010_00413_03473_9474.N1	29-OCT-2002 16:54:25	Dark	58.000	2	Alp Car	-0.73600	7000.0	116	3473	No
139	GOM_NL__2PRFIN20021029_170024_000000462010_00413_03473_9475.N1	29-OCT-2002 17:00:24	Dark	45.500	143	Alp Hyi	2.8570	7200.0	91	3473	No
140	GOM_NL__2PRFIN20021029_170148_000000552010_00413_03473_9476.N1	29-OCT-2002 17:01:48	Dark	54.500	9	Alp Eri	0.45300	24000.	109	3473	No
141	GOM_NL__2PRFIN20021029_170447_000002202010_00413_03473_9477.N1	29-OCT-2002 17:04:47	Straylight	220.00	1	9Alp CMa	-1.4400	11000.	440	3473	No
142	GOM_NL__2PRFIN20021029_183256_000000752010_00414_03474_9473.N1	29-OCT-2002 18:32:56	Dark	74.500	117	Pi Pup	2.7060	3800.0	149	3474	No
143	GOM_NL__2PRFIN20021029_183502_000000602010_00414_03474_9474.N1	29-OCT-2002 18:35:02	Dark	59.500	2	Alp Car	-0.73600	7000.0	119	3474	No
144	GOM_NL__2PRFIN20021029_184100_000000452010_00414_03474_9475.N1	29-OCT-2002 18:41:00	Dark	44.500	143	Alp Hyi	2.8570	7200.0	89	3474	No
145	GOM_NL__2PRFIN20021029_184224_000000522010_00414_03474_9476.N1	29-OCT-2002 18:42:24	Dark	52.000	9	Alp Eri	0.45300	24000.	104	3474	No
146	GOM_NL__2PRFIN20021029_184526_000002202010_00414_03474_2789.N1	29-OCT-2002 18:45:26	Straylight	220.00	1	9Alp CMa	-1.4400	11000.	440	3474	No
147	GOM_NL__2PRFIN20021029_185345_000000522010_00414_03474_2790.N1	29-OCT-2002 18:53:45	Straylight	51.500	52	16Bet Cet	2.0370	4500.0	103	3474	No
148	GOM_NL__2PRFIN20021029_190026_000000802010_00414_03474_2791.N1	29-OCT-2002 19:00:26	Bright	80.000	94	92Alp Cet	2.5260	3100.0	160	3474	No
149	GOM_NL__2PRFIN20021029_190314_000000432010_00414_03474_2792.N1	29-OCT-2002 19:03:14	Bright	43.000	140	88Gam Peg	2.8340	26000.	86	3474	No
150	GOM_NL__2PRFIN20021029_190445_000000482010_00414_03474_2793.N1	29-OCT-2002 19:04:45	Bright	47.500	105	6Bet Ari	2.6450	8900.0	95	3474	No
151	GOM_NL__2PRFIN20021029_190706_000000452010_00414_03474_2794.N1	29-OCT-2002 19:07:06	Bright	45.000	58	21Alp And	2.0730	11000.	90	3474	No
152	GOM_NL__2PRFIN20021029_190842_000000452010_00414_03474_2795.N1	29-OCT-2002 19:08:42	Bright	45.000	53	43Bet And	2.0480	3300.0	90	3474	No
153	GOM_NL__2PRFIN20021029_191118_000000492010_00414_03474_2796.N1	29-OCT-2002 19:11:18	Bright	49.000	73	57Gam1And	2.2600	13100.	98	3474	No
154	GOM_NL__2PRFIN20021029_191251_000000552010_00414_03474_2797.N1	29-OCT-2002 19:12:51	Bright	55.000	79	26Bet Per	2.3100	13100.	110	3474	No
155	GOM_NL__2PRFIN20021029_191521_000000442010_00414_03474_2798.N1	29-OCT-2002 19:15:21	Bright	43.500	74	11Bet Cas	2.2680	6600.0	87	3474	No
156	GOM_NL__2PRFIN20021029_191859_000000452010_00414_03474_2799.N1	29-OCT-2002 19:18:59	Bright	44.500	89	5Alp Cep	2.4510	8000.0	89	3474	No
157	GOM_NL__2PRFIN20021029_192350_000000452010_00414_03474_2800.N1	29-OCT-2002 19:23:50	Bright	44.500	49	1Alp UMi	1.9900	6300.0	89	3474	No
158	GOM_NL__2PRFIN20021029_192734_000000452010_00414_03474_2801.N1	29-OCT-2002 19:27:34	Bright	45.000	60	7Bet UMi	2.0810	3950.0	90	3474	No
159	GOM_NL__2PRFIN20021029_193200_000000482010_00414_03474_2802.N1	29-OCT-2002 19:32:00	Bright	47.500	36	50Alp UMa	1.8000	6300.0	95	3474	No
160	GOM_NL__2PRFIN20021029_193329_000000432010_00414_03474_2803.N1	29-OCT-2002 19:33:29	Bright	42.500	32	77Eps UMa	1.7630	11000.	85	3474	No

161	GOM_NL__2PRFIN20021029_193714_000000482010_00414_03474_2804.N1	29-OCT-2002 19:37:14	Bright	48.000	174	52Psi UMa	3.0040	4400.0	96	3474	No
162	GOM_NL__2PRFIN20021029_194459_000000652010_00414_03474_2805.N1	29-OCT-2002 19:44:59	Bright	65.000	166	17Eps Leo	2.9800	6000.0	130	3474	No
163	GOM_NL__2PRFIN20021029_194812_000002552010_00414_03474_2806.N1	29-OCT-2002 19:48:12	Straylight	255.00	17	78Bet Gem	1.1610	4500.0	510	3474	No
164	GOM_NL__2PRFIN20021029_195740_000000812010_00414_03474_2807.N1	29-OCT-2002 19:57:40	Dark	81.000	48	30Alp Hya	1.9770	4100.0	162	3474	No
165	GOM_NL__2PRFIN20021029_200326_000000452010_00414_03474_2808.N1	29-OCT-2002 20:03:26	Dark	45.000	99	Del Cen	2.5750	26000.	90	3474	No
166	GOM_NL__2PRFIN20021029_200632_000000642010_00414_03474_2809.N1	29-OCT-2002 20:06:32	Dark	63.500	65	Lam Vel	2.2040	4400.0	127	3474	No
167	GOM_NL__2PRFIN20021029_201040_000000472010_00415_03475_9473.N1	29-OCT-2002 20:10:40	Dark	46.500	29	Bet Car	1.6720	10200.	93	3475	No
168	GOM_NL__2PRFIN20021029_201334_000000762010_00415_03475_9474.N1	29-OCT-2002 20:13:34	Dark	75.500	117	Pi Pup	2.7060	3800.0	151	3475	No
169	GOM_NL__2PRFIN20021029_201539_000000572010_00415_03475_9475.N1	29-OCT-2002 20:15:39	Dark	57.000	2	Alp Car	-0.73600	7000.0	114	3475	No
170	GOM_NL__2PRFIN20021029_202136_000000442010_00415_03475_9476.N1	29-OCT-2002 20:21:36	Dark	43.500	143	Alp Hyi	2.8570	7200.0	87	3475	No
171	GOM_NL__2PRFIN20021029_202300_000000472010_00415_03475_9477.N1	29-OCT-2002 20:23:00	Dark	46.500	9	Alp Eri	0.45300	24000.	93	3475	No
172	GOM_NL__2PRFIN20021029_215117_000000482010_00416_03476_9475.N1	29-OCT-2002 21:51:17	Dark	47.500	29	Bet Car	1.6720	10200.	95	3476	No
173	GOM_NL__2PRFIN20021029_215411_000000732010_00416_03476_9476.N1	29-OCT-2002 21:54:11	Dark	72.500	117	Pi Pup	2.7060	3800.0	145	3476	No
174	GOM_NL__2PRFIN20021029_215616_000000612010_00416_03476_9477.N1	29-OCT-2002 21:56:16	Dark	60.500	2	Alp Car	-0.73600	7000.0	121	3476	No
175	GOM_NL__2PRFIN20021029_220212_000000462010_00416_03476_9478.N1	29-OCT-2002 22:02:12	Dark	45.500	143	Alp Hyi	2.8570	7200.0	91	3476	No
176	GOM_NL__2PRFIN20021029_220336_000000492010_00416_03476_9479.N1	29-OCT-2002 22:03:36	Dark	48.500	9	Alp Eri	0.45300	24000.	97	3476	No
177	GOM_NL__2PRFIN20021029_233153_000000462010_00417_03477_2787.N1	29-OCT-2002 23:31:53	Dark	45.500	29	Bet Car	1.6720	10200.	91	3477	No
178	GOM_NL__2PRFIN20021029_233449_000000742010_00417_03477_2788.N1	29-OCT-2002 23:34:49	Dark	74.000	117	Pi Pup	2.7060	3800.0	148	3477	No
179	GOM_NL__2PRFIN20021029_233652_000000582010_00417_03477_2789.N1	29-OCT-2002 23:36:52	Dark	58.000	2	Alp Car	-0.73600	7000.0	116	3477	No
180	GOM_NL__2PRFIN20021029_234248_000000452010_00417_03477_2790.N1	29-OCT-2002 23:42:48	Dark	45.000	143	Alp Hyi	2.8570	7200.0	90	3477	No
181	GOM_NL__2PRFIN20021029_234412_000000452010_00417_03477_2791.N1	29-OCT-2002 23:44:12	Dark	45.000	9	Alp Eri	0.45300	24000.	90	3477	No
182	GOM_NL__2PRFIN20021029_234858_000000512010_00417_03477_2792.N1	29-OCT-2002 23:48:58	Straylight	51.000	84	Alp Phe	2.3970	4500.0	102	3477	No
183	GOM_NL__2PRFIN20021029_235533_000000492010_00417_03477_2793.N1	29-OCT-2002 23:55:33	Straylight	49.000	52	16Bet Cet	2.0370	4500.0	98	3477	No

### 3. Quality information per product

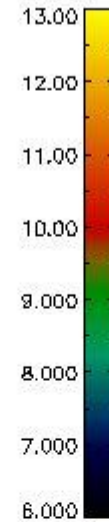
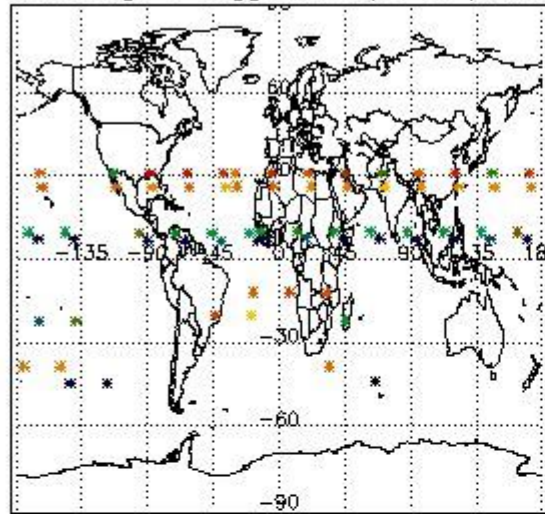
In this section it is plotted some information contained in the Quality Summary data set of the level 2 products. Only products in dark limb conditions and without errors (error flag in the MPH set to "0") are used.

#### 3.1 Plot quality information per product (time dependant)

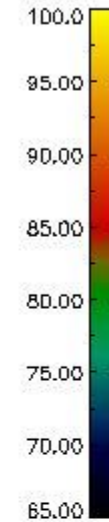
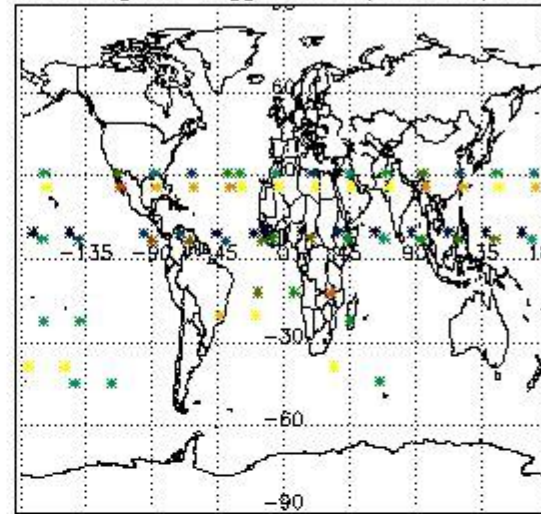


*3.2 Plot quality information per product (world map)*

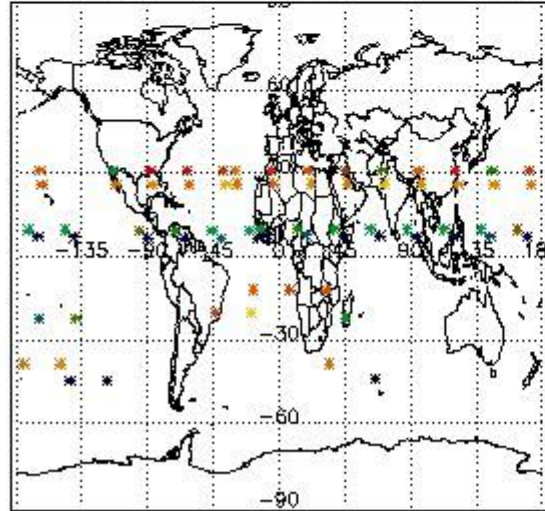
Percentage of flagged data per O3 profile



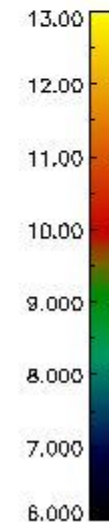
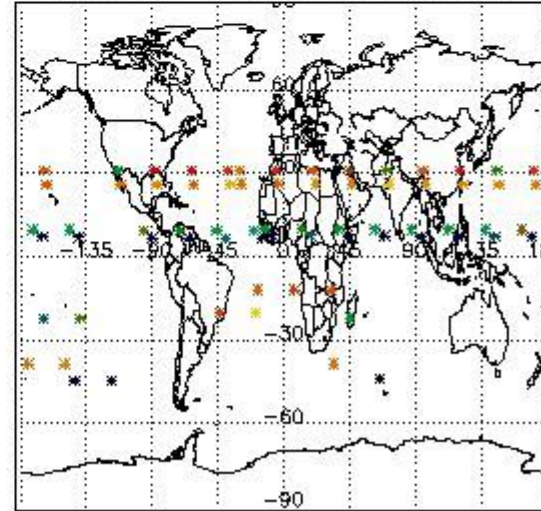
Percentage of flagged data per H2O profile



Percentage of flagged data per NO2 profile



Percentage of flagged data per NO3 profile

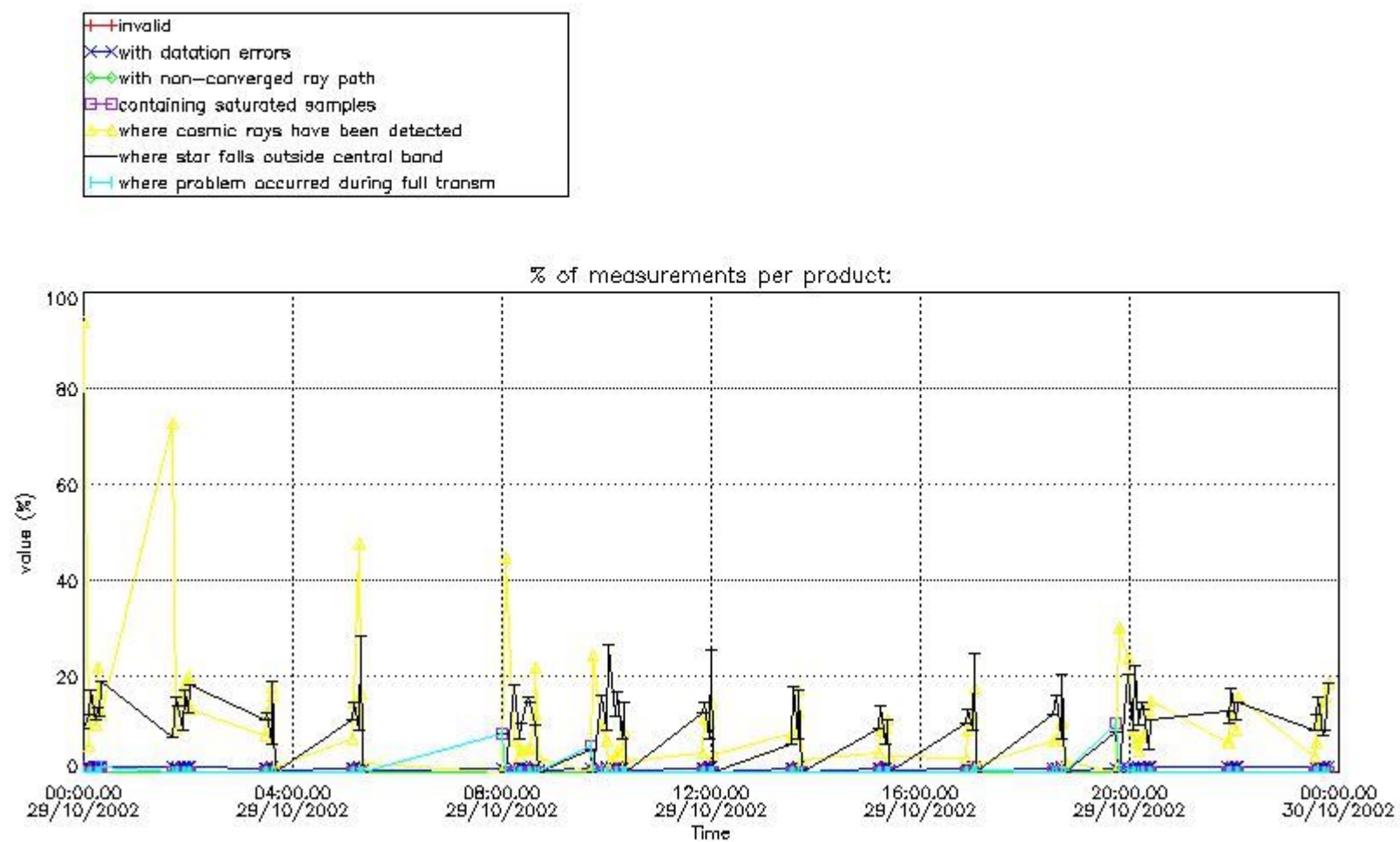


#### 4. Level 1 quality information per product

In this section it is plotted some information contained in the Quality Summary data set of the level 2 products that comes from the level 1b processing. Products without errors (error flag in the MPH set to "0") are used.

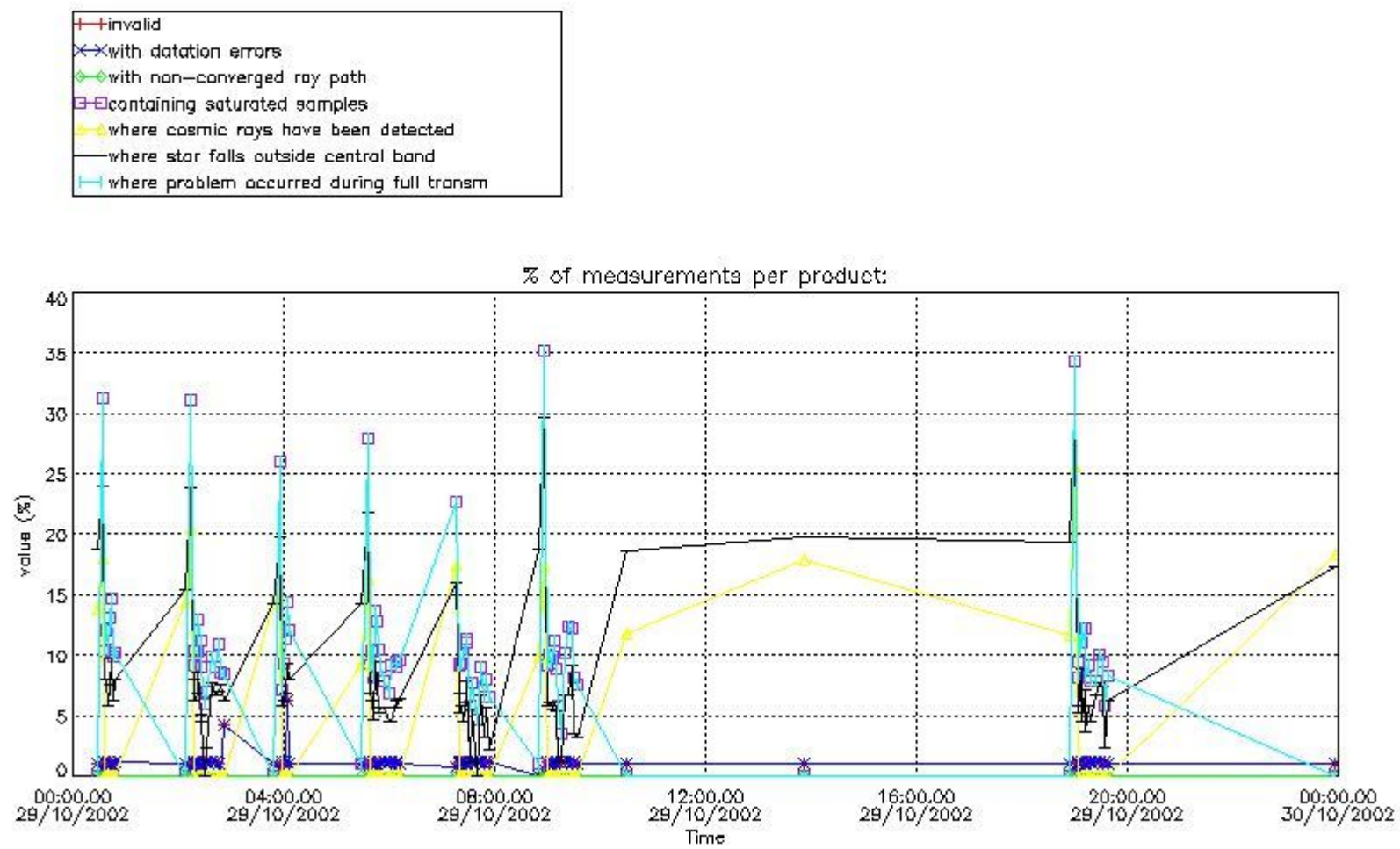
##### 4.1 Plot quality information per product (time dependant) coming from level 1b processing

##### 4.1.1 Plot level 1 quality information per product (time dependant): ENVISAT ASCENDING passes



4.1.2 Plot level 1 quality information per product (time dependant): ENVI SAT DESCENDING passes

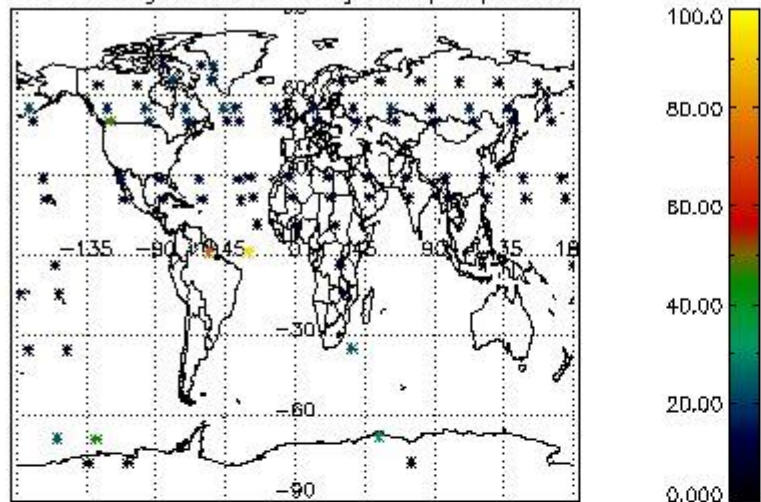




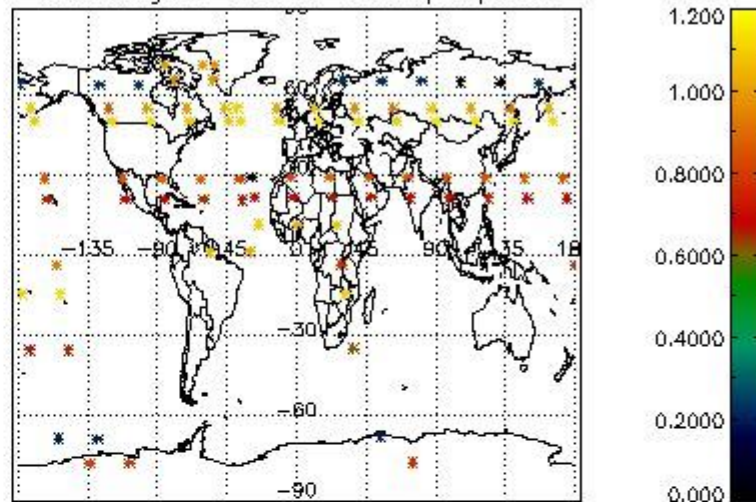
*4.2 Plot quality information per product coming from level 1b processing (world map)*

*4.2.1 Plot level 1 quality information per product (world map): ENVISAT ASCENDING passes*

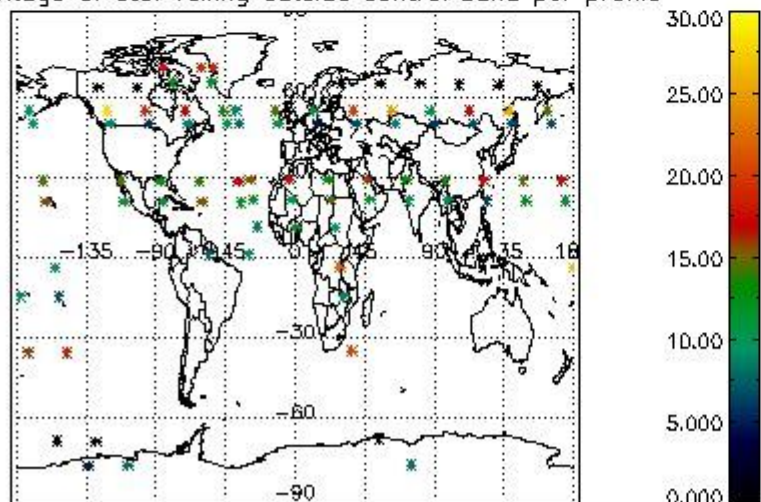
Percentage of cosmic ray hits per profile



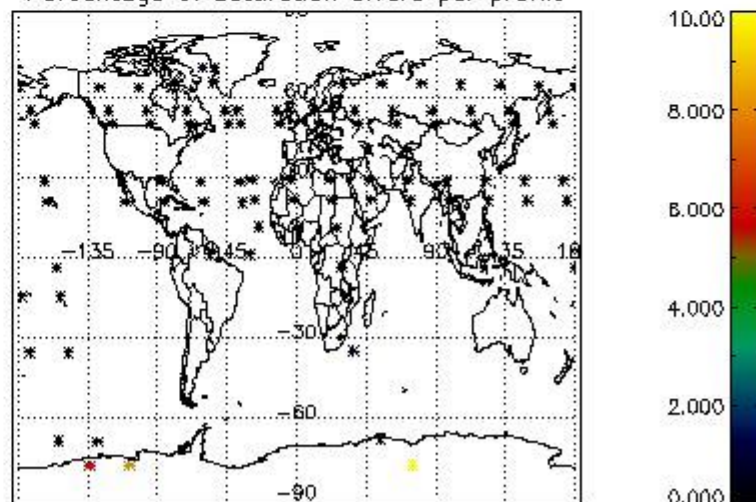
Percentage of datation errors per profile



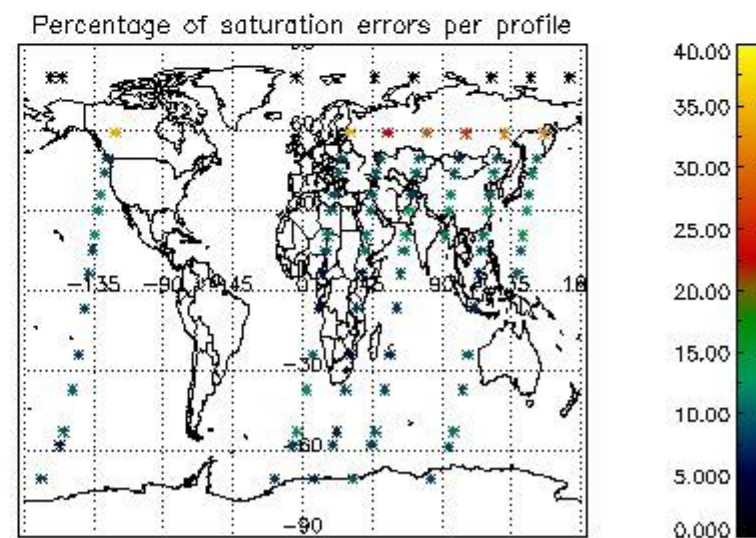
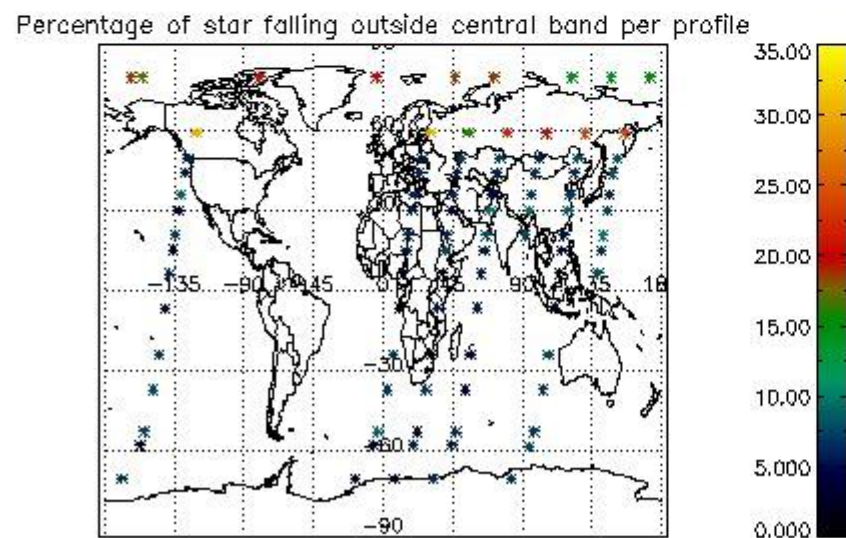
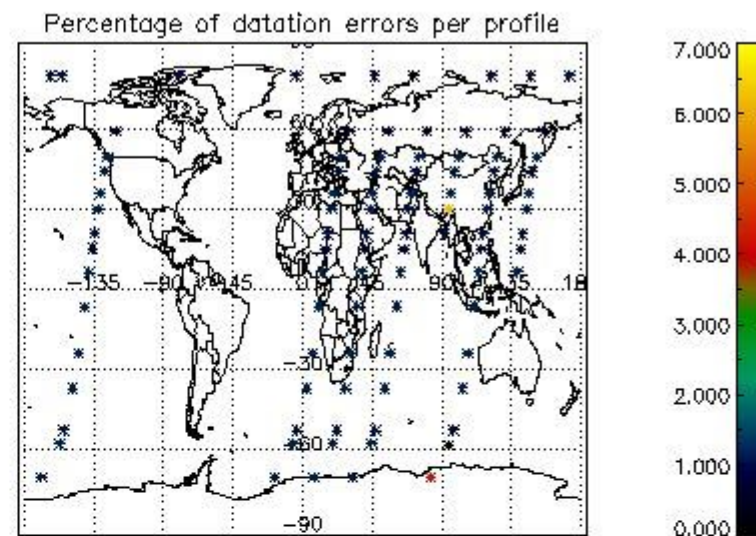
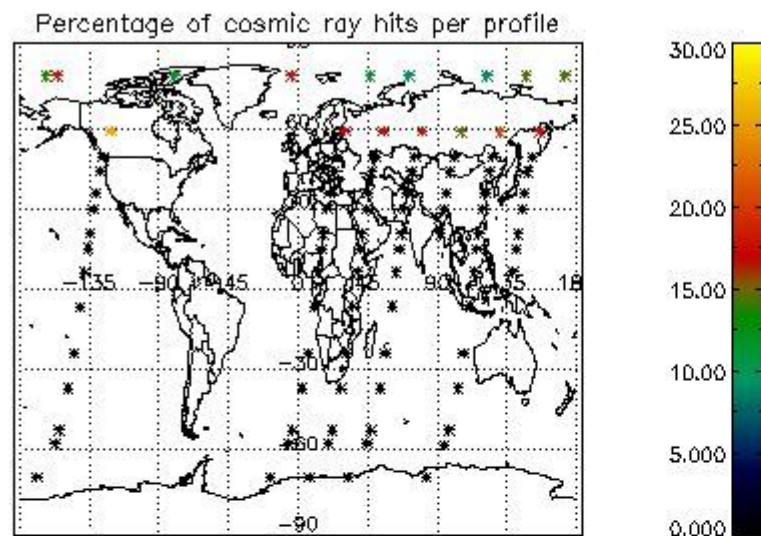
Percentage of star falling outside central band per profile



Percentage of saturation errors per profile



4.2.2 Plot level 1 quality information per product (world map): ENVISAT DESCENDING passes



## 5. Trace gas profiles

### 5.1 Ozone statistics based on quality of products

The final quality of the products can be "measured" using the STD (Standard Deviation) attached to every point profile. This information is written to the parameter GOM\_NL\_\_2P/NL\_LOCAL\_SPECIES\_DENSITY/o3\_std of the level 2 products. The table below shows the statistics for given STD ranges.

The statistics are given with respect to the overall valid production:

- Products without fatal errors: GOM\_NL\_\_2P/MPH/PRODUCT\_ERR=0
- Valid point profile: GOM\_NL\_\_2P/NL\_LOCAL\_SPECIES\_DENSITY/pcd(0)=0

The 'Criteria' is applied to valid points of dark limb products:

- Products in dark limb illumination condition: GOM\_NL\_\_2P/NL\_SUMMARY\_QUALITY/obs\_ill\_cond=0
- Products without fatal errors: GOM\_NL\_\_2P/MPH/PRODUCT\_ERR=0
- Valid point profile: GOM\_NL\_\_2P/NL\_LOCAL\_SPECIES\_DENSITY/pcd(0)=0

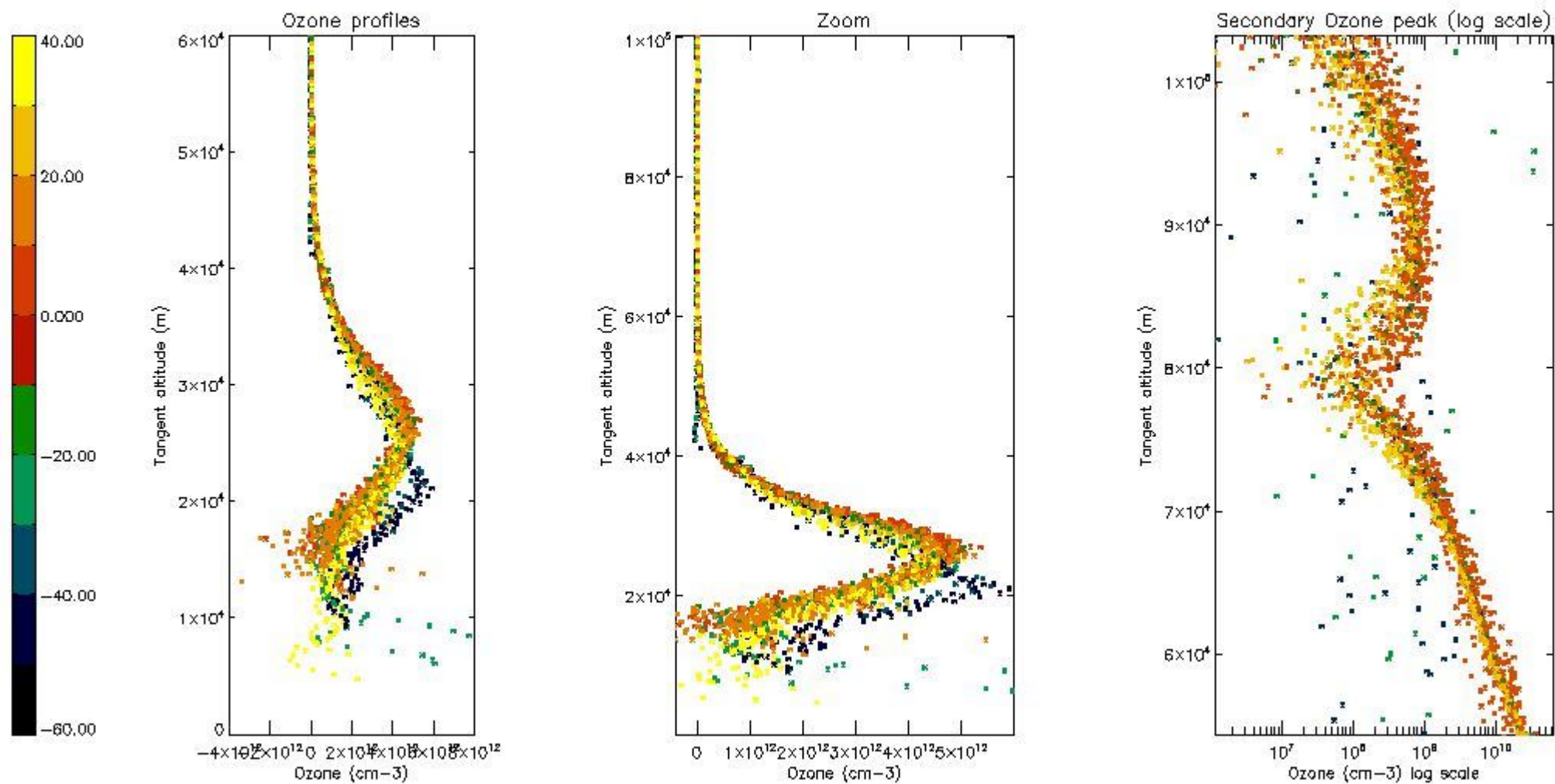
So, the table below shows the percentage of dark limb and valid observations for each criteria with respect to the overall valid daily observations.

Criteria	% of total production
All STD	34
STD < 20	17

STD < 10	14
STD < 5	10

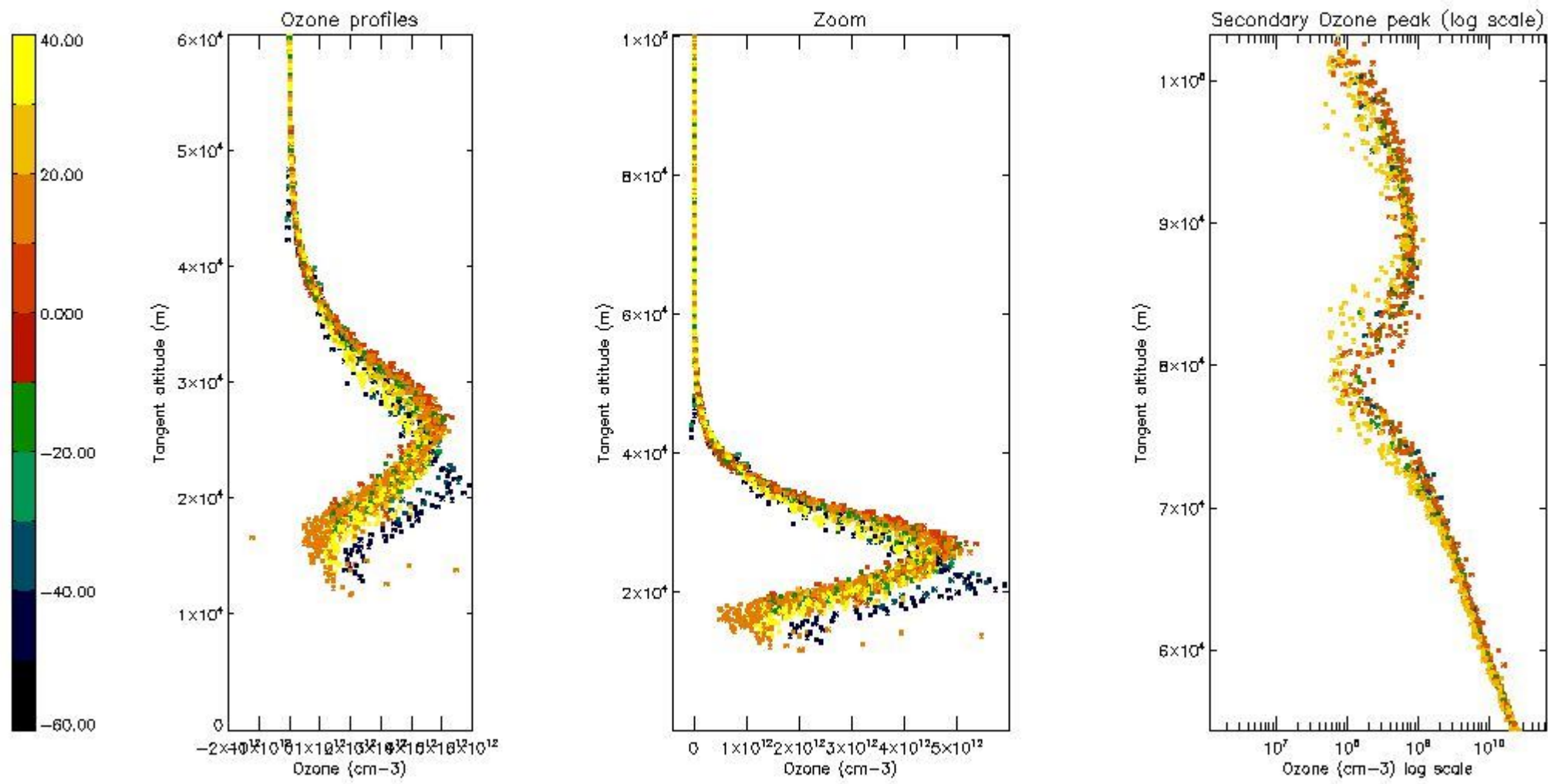
5.2 Plot ozone profiles for all STD (dark without errors)

The colorbar represents the latitude.



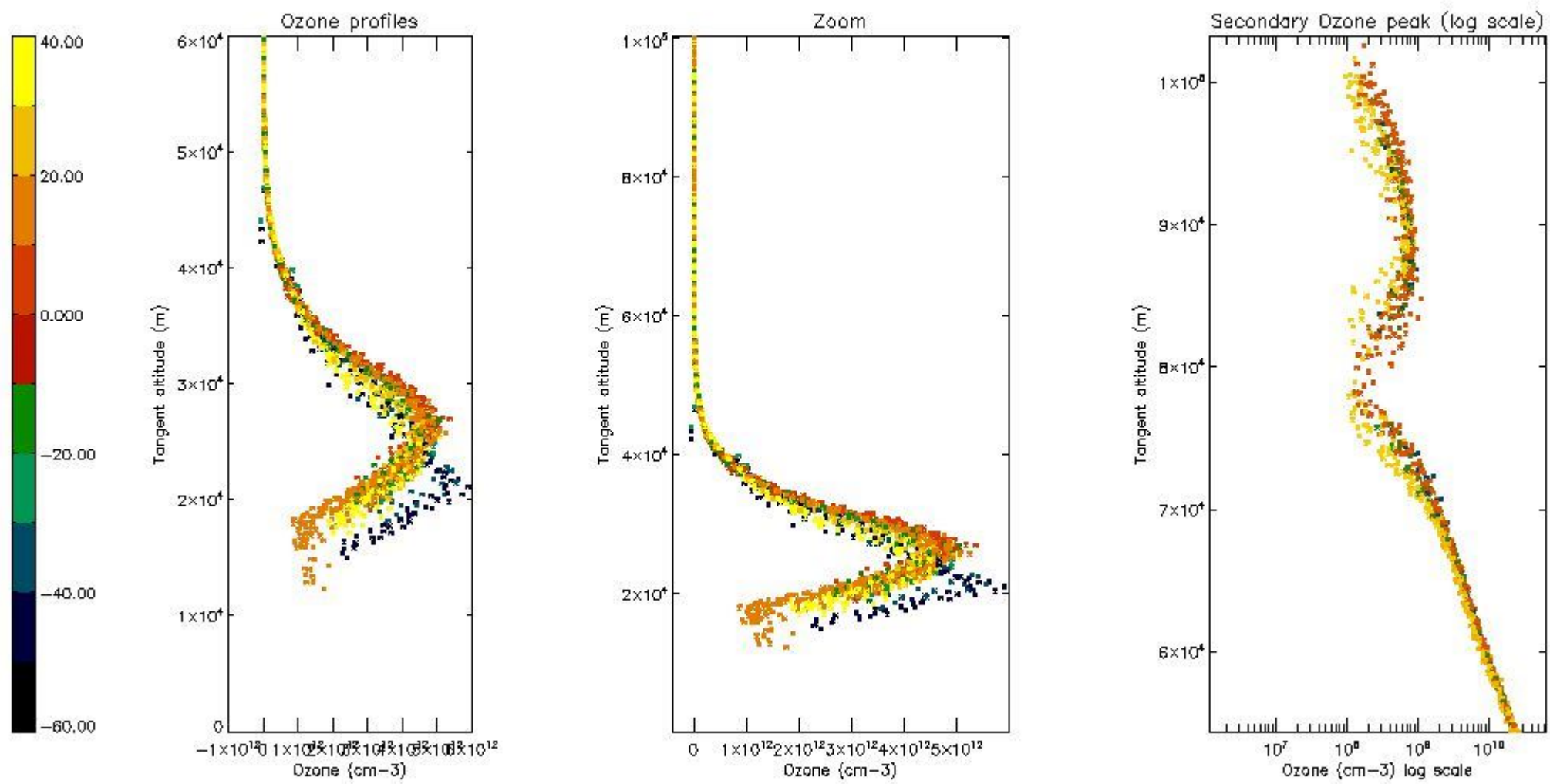
5.3 Plot ozone profiles where STD < 20% (dark without errors)

The colorbar represents the latitude.



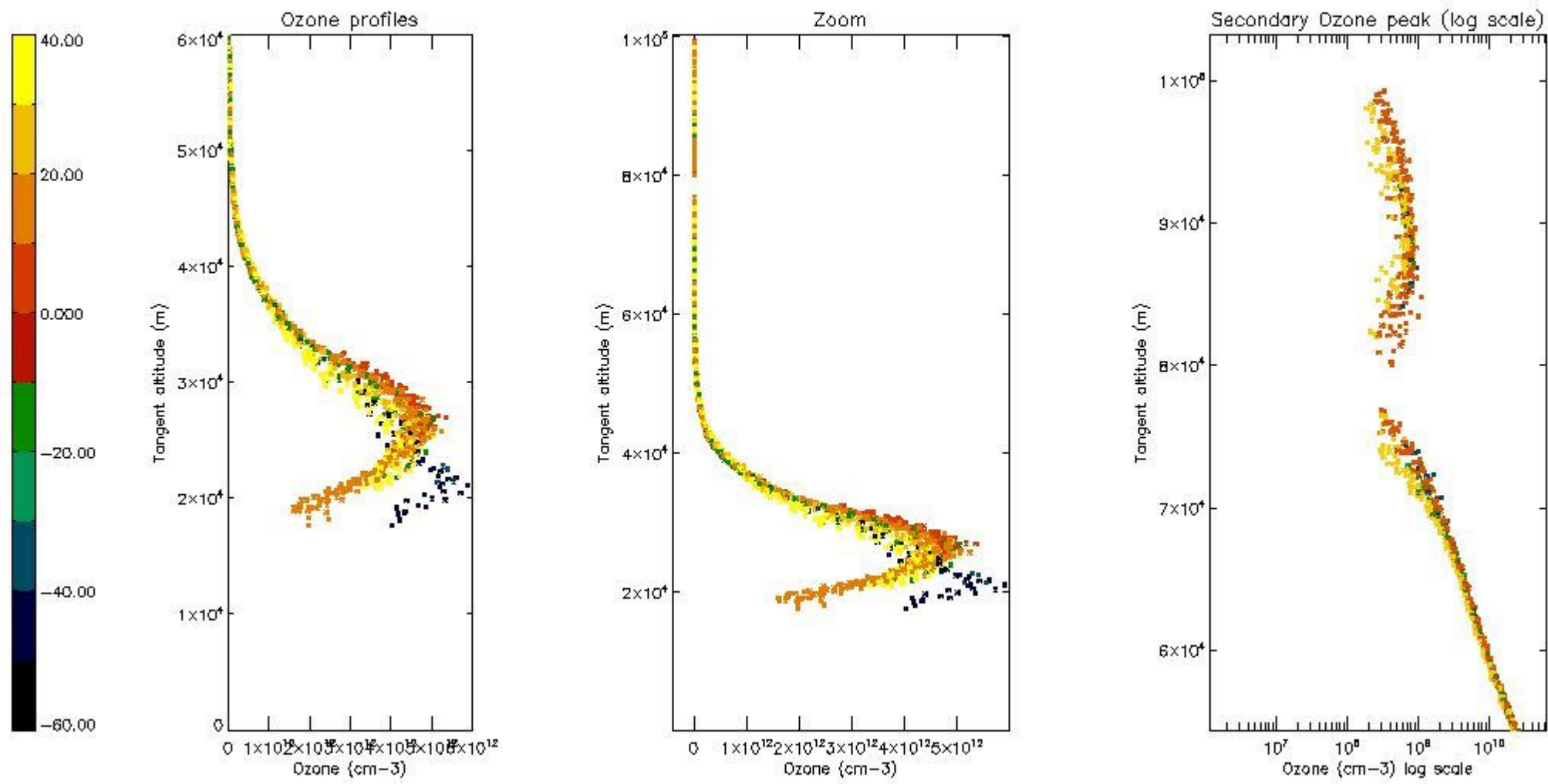
*5.4 Plot ozone profiles where STD < 10% (dark without errors)*

The colorbar represents the latitude.



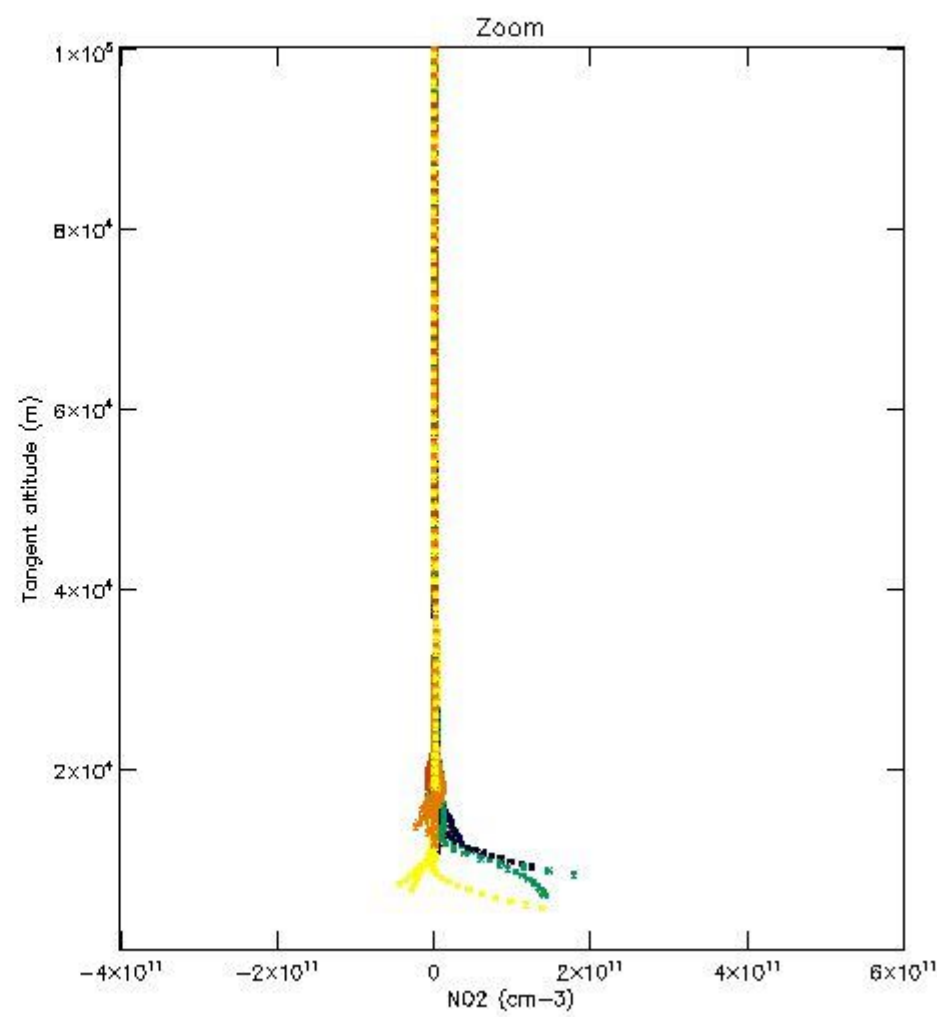
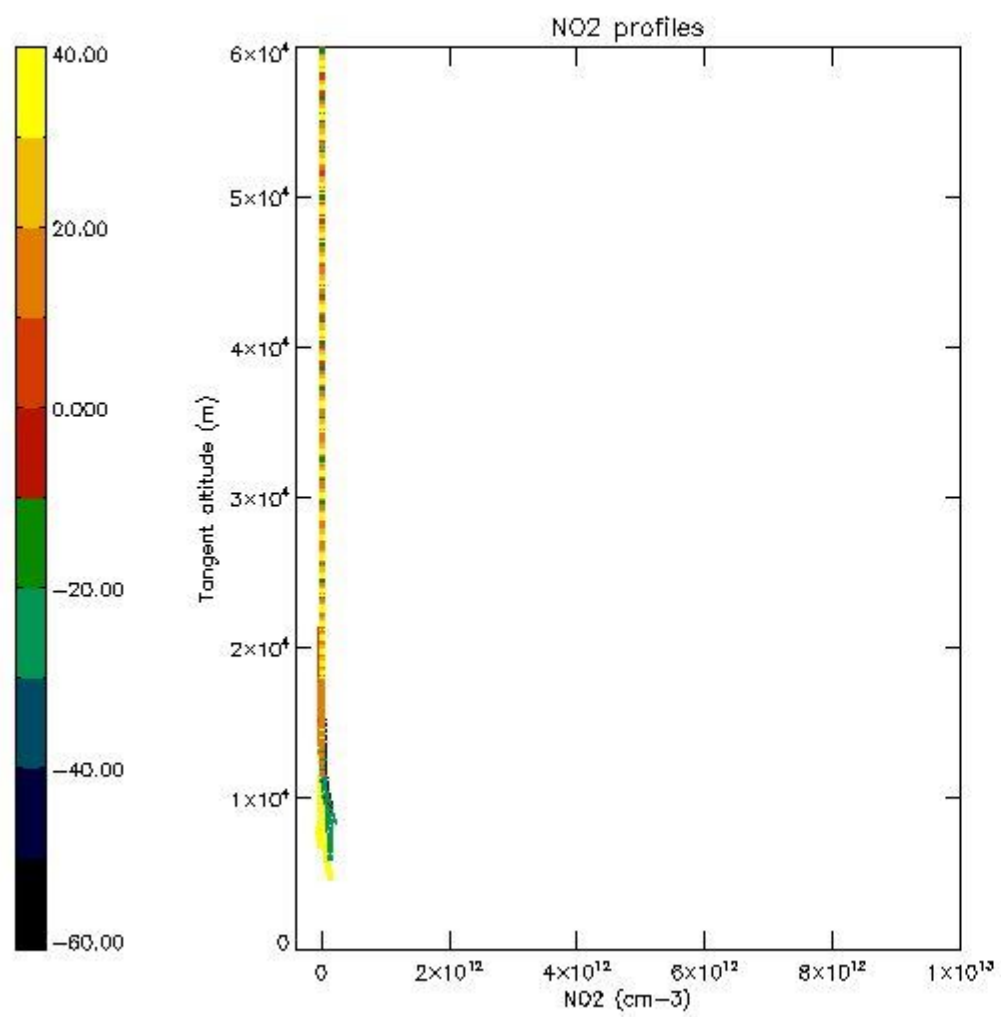
*5.5 Plot ozone profiles where STD < 5% (dark without errors)*

The colorbar represents the latitude.



*5.6 Plot NO<sub>2</sub> profiles for all STD (dark without errors)*

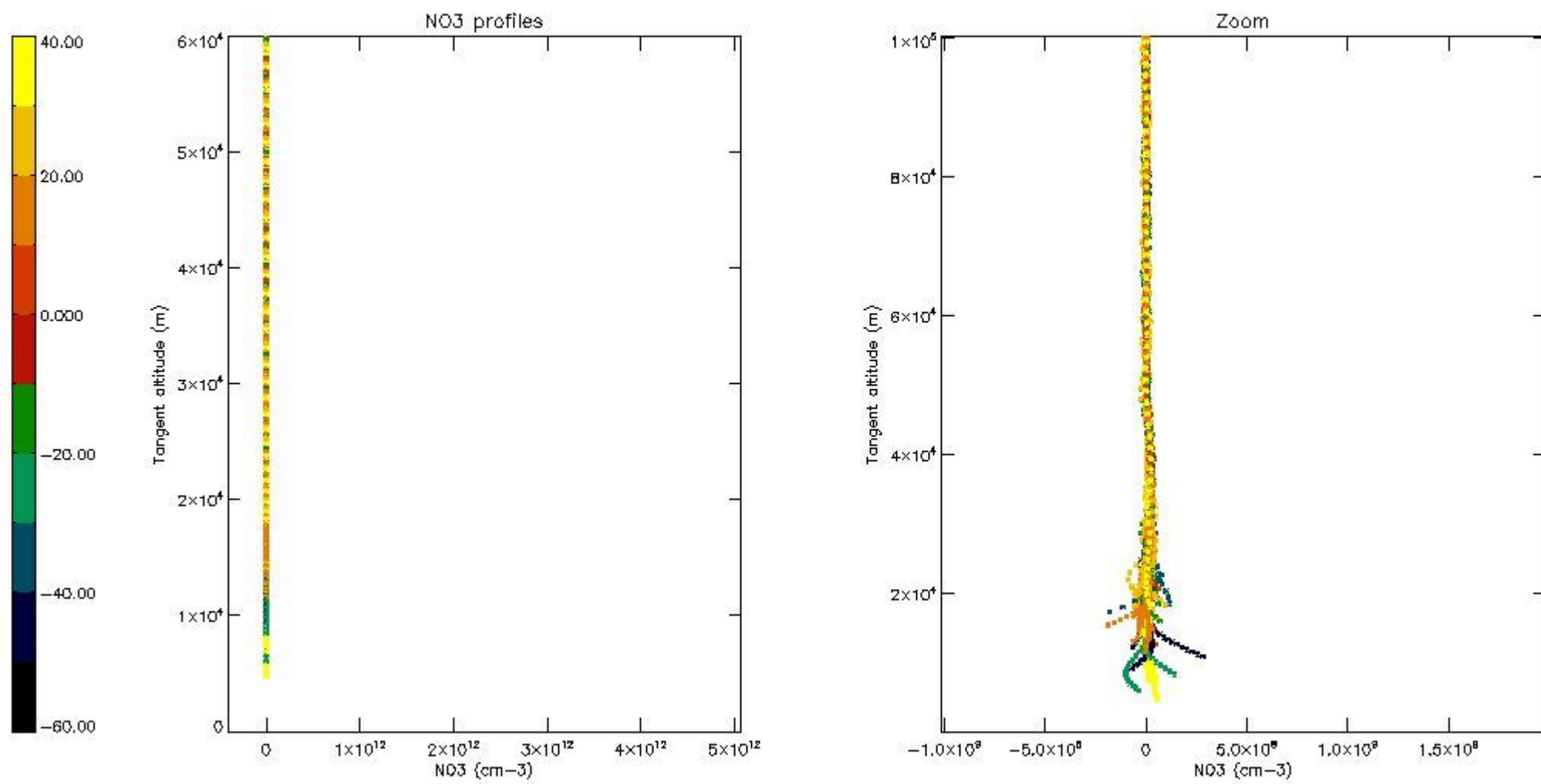
The colorbar represents the latitude.



*5.7 Plot NO3 profiles for all STD (dark without errors)*

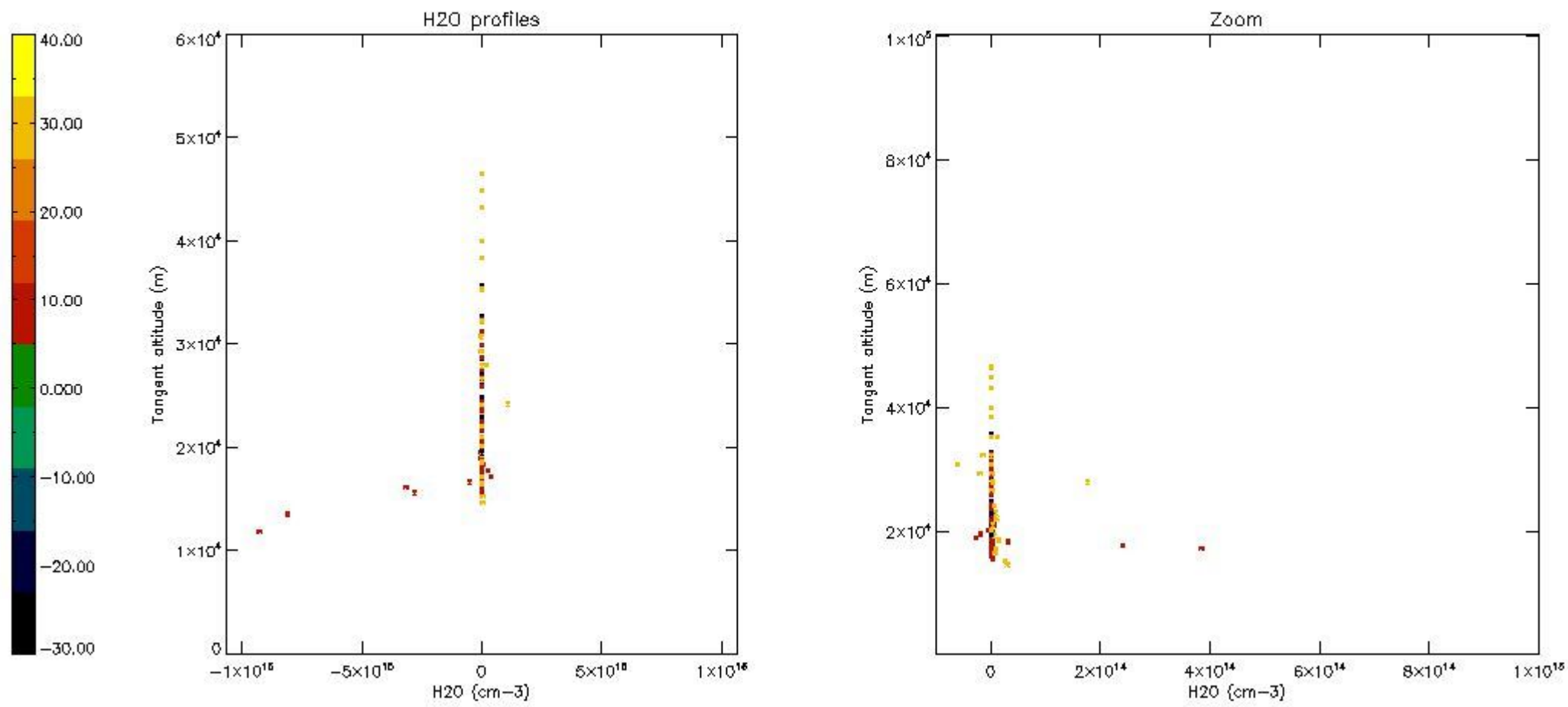
The colorbar represents the latitude.





5.8 Plot H<sub>2</sub>O profiles for all STD (only for occultations of stars 1,2,3,4,13,14,16,26,63 dark without errors)

The colorbar represents the latitude.



## 6. Auxiliary Data Files used for the production reported in section 2

The number reported in the third column indicates since which file (see list in section 2) the corresponding auxiliary file has been used. The fourth column is the date of those product files.

Type	Auxiliary Filename	Used since product	Used since product date
INST_PHYS_CHARACTERISTICS	GOM_INS_AXNIEC20050627_150440_20020301_000000_20100101_000000	1	29-OCT-2002 00:00:37
LEVEL-2_PROC_CONFIG	GOM_PR2_AXVIEC20091111_152718_20020301_000000_20500101_000000	1	29-OCT-2002 00:00:37
CROSS_SECTIONS_FILE	GOM_CRS_AXVIEC20091111_154832_20020301_000000_20500101_000000	1	29-OCT-2002 00:00:37

# GOMOS Level 2 Daily Report

## SUMMARY

### [1. General Info](#)

### [2. Summary of processed GOM\\_NL\\_2P products](#)

### [3. Level 2 Quality information per product](#)

#### [3.1 Plot of level 2 quality information per product \(time dependant\)](#)

#### [3.2 Plot of level 2 quality information per product \(world map\)](#)

### [4. Level 1 Quality information per product \(stored on level 2 products\)](#)

#### [4.1 Plot of level 1 quality information per product \(time dependant\)](#)

##### [4.1.1 Plot of level 1 quality information per product \(time dependant\): ASCENDING](#)

##### [4.1.2 Plot of level 1 quality information per product \(time dependant\): DESCENDING](#)

#### [4.2 Plot of level 1 quality information per product \(world map\)](#)

##### [4.2.1 Plot of level 1 quality information per product \(world map\): ASCENDING](#)

##### [4.2.2 Plot of level 1 quality information per product \(world map\): DESCENDING](#)

### [5. Ozone profiles based on quality statistics and other trace gas profiles](#)

#### [5.1 Ozone statistics based on quality of products](#)

#### [5.2 Plot ozone profiles for all STD \(dark without errors\)](#)

#### [5.3 Plot ozone profiles where STD < 20% \(dark without errors\)](#)

#### [5.4. Plot ozone profiles where STD < 10% \(dark without errors\)](#)

#### [5.5. Plot ozone profiles where STD < 5% \(dark without errors\)](#)

#### [5.6 Plot NO2 profiles for all STD \(dark without errors\)](#)

#### [5.7 Plot NO3 profiles for all STD \(dark without errors\)](#)

#### [5.8 Plot H2O profiles \(only for occultations of stars 1,2,3,4,13,14,16,26,63 dark without errors\) for all STD](#)

### [6. Auxiliary Data Files used for the production reported in section 2](#)

This report presents the daily analysis on parameters extracted from GOMOS level 2 data (GOM\_NL\_\_2P). It is intended to monitor some important parameters that will impact the quality of these products. A list of level 2 products (and content) that have arrived during the reporting day to the PCF is also given.

Item	Value
Time of report generation	17APR2013 19:48:46
Data source version	GOMOS/6.01
Start time of products	29-10-2002 (29OCT2002 00:00:00)
Stop time of products	30-10-2002 (30OCT2002 00:00:00)
Store outputs in DB	Yes
Nb of level 2 prods	183
Nb of prods with errors	0

## 2. Summary of processed GOM\_NL\_\_2P products.

Nr	Filename	UTC Start time	Limb	Duration	Star Id	Star Name	Star Mag	Star Temp	Nb Meas	Orbit	Prod. error
1	GOM_NL__2PRFIN20021029_000037_000000492010_00403_03463_9442.N1	29-OCT-2002 00:00:37	Dark	49.000	91	Kap Vel	2.4900	26000.	98	3463	No
2	GOM_NL__2PRFIN20021029_000606_000000752010_00403_03463_9443.N1	29-OCT-2002 00:06:06	Dark	74.500	117	Pi Pup	2.7060	3800.0	149	3463	No
3	GOM_NL__2PRFIN20021029_000818_000000612010_00403_03463_9444.N1	29-OCT-2002 00:08:18	Dark	61.000	2	Alp Car	-0.73600	7000.0	122	3463	No
4	GOM_NL__2PRFIN20021029_001422_000000472010_00403_03463_9445.N1	29-OCT-2002 00:14:22	Dark	46.500	143	Alp Hyi	2.8570	7200.0	93	3463	No
5	GOM_NL__2PRFIN20021029_001546_000000482010_00403_03463_9446.N1	29-OCT-2002 00:15:46	Dark	48.000	9	Alp Eri	0.45300	24000.	96	3463	No
6	GOM_NL__2PRFIN20021029_001855_000000522010_00403_03463_9447.N1	29-OCT-2002 00:18:55	Straylight	51.500	157	The1Eri	2.9060	9300.0	103	3463	No
7	GOM_NL__2PRFIN20021029_002033_000000512010_00403_03463_9448.N1	29-OCT-2002 00:20:33	Straylight	50.500	84	Alp Phe	2.3970	4500.0	101	3463	No
8	GOM_NL__2PRFIN20021029_002708_000000512010_00403_03463_9449.N1	29-OCT-2002 00:27:08	Straylight	50.500	52	16Bet Cet	2.0370	4500.0	101	3463	No
9	GOM_NL__2PRFIN20021029_003355_000000752010_00403_03463_9450.N1	29-OCT-2002 00:33:55	Bright	75.000	94	92Alp Cet	2.5260	3100.0	150	3463	No
10	GOM_NL__2PRFIN20021029_003637_000000442010_00403_03463_9451.N1	29-OCT-2002 00:36:37	Bright	43.500	140	88Gam Peg	2.8340	26000.	87	3463	No
11	GOM_NL__2PRFIN20021029_003812_000000502010_00403_03463_9452.N1	29-OCT-2002 00:38:12	Bright	50.000	105	6Bet Ari	2.6450	8900.0	100	3463	No
12	GOM_NL__2PRFIN20021029_004029_000000432010_00403_03463_9453.N1	29-OCT-2002 00:40:29	Bright	43.000	58	21Alp And	2.0730	11000.	86	3463	No
13	GOM_NL__2PRFIN20021029_004208_000000462010_00403_03463_9454.N1	29-OCT-2002 00:42:08	Bright	46.000	53	43Bet And	2.0480	3300.0	92	3463	No
14	GOM_NL__2PRFIN20021029_004445_000000512010_00403_03463_9455.N1	29-OCT-2002 00:44:45	Bright	51.000	73	57Gam1And	2.2600	13100.	102	3463	No
15	GOM_NL__2PRFIN20021029_004623_000000562010_00403_03463_9456.N1	29-OCT-2002 00:46:23	Bright	56.000	79	26Bet Per	2.3100	13100.	112	3463	No
16	GOM_NL__2PRFIN20021029_004845_000000442010_00403_03463_9457.N1	29-OCT-2002 00:48:45	Bright	44.000	74	11Bet Cas	2.2680	6600.0	88	3463	No
17	GOM_NL__2PRFIN20021029_014114_000000482010_00404_03464_9442.N1	29-OCT-2002 01:41:14	Dark	47.500	91	Kap Vel	2.4900	26000.	95	3464	No
18	GOM_NL__2PRFIN20021029_014643_000000782010_00404_03464_9443.N1	29-OCT-2002 01:46:43	Dark	77.500	117	Pi Pup	2.7060	3800.0	155	3464	No
19	GOM_NL__2PRFIN20021029_014855_000000582010_00404_03464_9444.N1	29-OCT-2002 01:48:55	Dark	58.000	2	Alp Car	-0.73600	7000.0	116	3464	No
20	GOM_NL__2PRFIN20021029_015458_000000462010_00404_03464_9445.N1	29-OCT-2002 01:54:58	Dark	45.500	143	Alp Hyi	2.8570	7200.0	91	3464	No
21	GOM_NL__2PRFIN20021029_015622_000000502010_00404_03464_9446.N1	29-OCT-2002 01:56:22	Dark	50.000	9	Alp Eri	0.45300	24000.	100	3464	No
22	GOM_NL__2PRFIN20021029_015932_000000532010_00404_03464_9447.N1	29-OCT-2002 01:59:32	Straylight	52.500	157	The1Eri	2.9060	9300.0	105	3464	No
23	GOM_NL__2PRFIN20021029_020109_000000502010_00404_03464_9448.N1	29-OCT-2002 02:01:09	Straylight	50.000	84	Alp Phe	2.3970	4500.0	100	3464	No
24	GOM_NL__2PRFIN20021029_020744_000000492010_00404_03464_9449.N1	29-OCT-2002 02:07:44	Straylight	48.500	52	16Bet Cet	2.0370	4500.0	97	3464	No
25	GOM_NL__2PRFIN20021029_021430_000000762010_00404_03464_9450.N1	29-OCT-2002 02:14:30	Bright	75.500	94	92Alp Cet	2.5260	3100.0	151	3464	No
26	GOM_NL__2PRFIN20021029_021713_000000442010_00404_03464_9451.N1	29-OCT-2002 02:17:13	Bright	43.500	140	88Gam Peg	2.8340	26000.	87	3464	No
27	GOM_NL__2PRFIN20021029_021848_000000492010_00404_03464_9452.N1	29-OCT-2002 02:18:48	Bright	48.500	105	6Bet Ari	2.6450	8900.0	97	3464	No
28	GOM_NL__2PRFIN20021029_022105_000000442010_00404_03464_9453.N1	29-OCT-2002 02:21:05	Bright	43.500	58	21Alp And	2.0730	11000.	87	3464	No
29	GOM_NL__2PRFIN20021029_022244_000000472010_00404_03464_9454.N1	29-OCT-2002 02:22:44	Bright	46.500	53	43Bet And	2.0480	3300.0	93	3464	No
30	GOM_NL__2PRFIN20021029_022521_000000492010_00404_03464_9455.N1	29-OCT-2002 02:25:21	Bright	49.000	73	57Gam1And	2.2600	13100.	98	3464	No
31	GOM_NL__2PRFIN20021029_022658_000000562010_00404_03464_9456.N1	29-OCT-2002 02:26:58	Bright	55.500	79	26Bet Per	2.3100	13100.	111	3464	No
32	GOM_NL__2PRFIN20021029_022921_000000422010_00404_03464_9457.N1	29-OCT-2002 02:29:21	Bright	41.500	74	11Bet Cas	2.2680	6600.0	83	3464	No
33	GOM_NL__2PRFIN20021029_023255_000000432010_00404_03464_9458.N1	29-OCT-2002 02:32:55	Bright	43.000	89	5Alp Cep	2.4510	8000.0	86	3464	No
34	GOM_NL__2PRFIN20021029_023750_000000462010_00404_03464_9459.N1	29-OCT-2002 02:37:50	Bright	45.500	49	1Alp UMi	1.9900	6300.0	91	3464	No
35	GOM_NL__2PRFIN20021029_024132_000000452010_00404_03464_9460.N1	29-OCT-2002 02:41:32	Bright	44.500	60	7Bet UMi	2.0810	3950.0	89	3464	No
36	GOM_NL__2PRFIN20021029_024559_000000512010_00404_03464_9461.N1	29-OCT-2002 02:45:59	Bright	50.500	36	50Alp UMa	1.8000	6300.0	101	3464	No
37	GOM_NL__2PRFIN20021029_024737_000000472010_00404_03464_9462.N1	29-OCT-2002 02:47:37	Bright	46.500	82	48Bet UMa	2.3650	10600.	93	3464	No
38	GOM_NL__2PRFIN20021029_025114_000000482010_00404_03464_9463.N1	29-OCT-2002 02:51:14	Bright	47.500	174	52Psi UMa	3.0040	4400.0	95	3464	No
39	GOM_NL__2PRFIN20021029_032720_000000732010_00405_03465_9466.N1	29-OCT-2002 03:27:20	Dark	73.000	117	Pi Pup	2.7060	3800.0	146	3465	No
40	GOM_NL__2PRFIN20021029_032931_000000572010_00405_03465_9467.N1	29-OCT-2002 03:29:31	Dark	56.500	2	Alp Car	-0.73600	7000.0	113	3465	No
41	GOM_NL__2PRFIN20021029_033535_000000442010_00405_03465_9468.N1	29-OCT-2002 03:35:35	Dark	44.000	143	Alp Hyi	2.8570	7200.0	88	3465	No
42	GOM_NL__2PRFIN20021029_033658_000000512010_00405_03465_9469.N1	29-OCT-2002 03:36:58	Dark	50.500	9	Alp Eri	0.45300	24000.	101	3465	No

43	GOM_NL__2PRFIN20021029_033928_000002202010_00405_03465_9470.N1	29-OCT-2002 03:39:28	Straylight	220.00	1	9Alp CMa	-1.4400	11000.	440	3465	No
44	GOM_NL__2PRFIN20021029_034819_000000492010_00405_03465_9471.N1	29-OCT-2002 03:48:19	Straylight	49.000	52	16Bet Cet	2.0370	4500.0	98	3465	No
45	GOM_NL__2PRFIN20021029_035506_000000712010_00405_03465_9472.N1	29-OCT-2002 03:55:06	Bright	71.000	94	92Alp Cet	2.5260	3100.0	142	3465	No
46	GOM_NL__2PRFIN20021029_035749_000000432010_00405_03465_9473.N1	29-OCT-2002 03:57:49	Bright	42.500	140	88Gam Peg	2.8340	26000.	85	3465	No
47	GOM_NL__2PRFIN20021029_035924_000000482010_00405_03465_9474.N1	29-OCT-2002 03:59:24	Bright	48.000	105	6Bet Ari	2.6450	8900.0	96	3465	No
48	GOM_NL__2PRFIN20021029_040141_000000442010_00405_03465_9475.N1	29-OCT-2002 04:01:41	Bright	44.000	58	21Alp And	2.0730	11000.	88	3465	No
49	GOM_NL__2PRFIN20021029_040319_000000492010_00405_03465_9476.N1	29-OCT-2002 04:03:19	Bright	48.500	53	43Bet And	2.0480	3300.0	97	3465	No
50	GOM_NL__2PRFIN20021029_040556_000000502010_00405_03465_9477.N1	29-OCT-2002 04:05:56	Bright	50.000	73	57Gam1And	2.2600	13100.	100	3465	No
51	GOM_NL__2PRFIN20021029_050758_000000732010_00406_03466_9466.N1	29-OCT-2002 05:07:58	Dark	72.500	117	Pi Pup	2.7060	3800.0	145	3466	No
52	GOM_NL__2PRFIN20021029_051008_000000592010_00406_03466_9467.N1	29-OCT-2002 05:10:08	Dark	58.500	2	Alp Car	-0.73600	7000.0	117	3466	No
53	GOM_NL__2PRFIN20021029_051611_000000452010_00406_03466_9468.N1	29-OCT-2002 05:16:11	Dark	45.000	143	Alp Hyi	2.8570	7200.0	90	3466	No
54	GOM_NL__2PRFIN20021029_051734_000000582010_00406_03466_9469.N1	29-OCT-2002 05:17:34	Dark	58.000	9	Alp Eri	0.45300	24000.	116	3466	No
55	GOM_NL__2PRFIN20021029_052008_000002202010_00406_03466_9470.N1	29-OCT-2002 05:20:08	Straylight	220.00	1	9Alp CMa	-1.4400	11000.	440	3466	No
56	GOM_NL__2PRFIN20021029_052856_000000492010_00406_03466_9471.N1	29-OCT-2002 05:28:56	Straylight	49.000	52	16Bet Cet	2.0370	4500.0	98	3466	No
57	GOM_NL__2PRFIN20021029_053541_000000742010_00406_03466_9472.N1	29-OCT-2002 05:35:41	Bright	73.500	94	92Alp Cet	2.5260	3100.0	147	3466	No
58	GOM_NL__2PRFIN20021029_053825_000000442010_00406_03466_9473.N1	29-OCT-2002 05:38:25	Bright	43.500	140	88Gam Peg	2.8340	26000.	87	3466	No
59	GOM_NL__2PRFIN20021029_053959_000000492010_00406_03466_9474.N1	29-OCT-2002 05:39:59	Bright	48.500	105	6Bet Ari	2.6450	8900.0	97	3466	No
60	GOM_NL__2PRFIN20021029_054217_000000432010_00406_03466_9475.N1	29-OCT-2002 05:42:17	Bright	43.000	58	21Alp And	2.0730	11000.	86	3466	No
61	GOM_NL__2PRFIN20021029_054355_000000482010_00406_03466_9476.N1	29-OCT-2002 05:43:55	Bright	47.500	53	43Bet And	2.0480	3300.0	95	3466	No
62	GOM_NL__2PRFIN20021029_054632_000000512010_00406_03466_9477.N1	29-OCT-2002 05:46:32	Bright	50.500	73	57Gam1And	2.2600	13100.	101	3466	No
63	GOM_NL__2PRFIN20021029_054809_000000572010_00406_03466_9478.N1	29-OCT-2002 05:48:09	Bright	57.000	79	26Bet Per	2.3100	13100.	114	3466	No
64	GOM_NL__2PRFIN20021029_055033_000000452010_00406_03466_9479.N1	29-OCT-2002 05:50:33	Bright	44.500	74	11Bet Cas	2.2680	6600.0	89	3466	No
65	GOM_NL__2PRFIN20021029_055408_000000452010_00406_03466_9480.N1	29-OCT-2002 05:54:08	Bright	44.500	89	5Alp Cep	2.4510	8000.0	89	3466	No
66	GOM_NL__2PRFIN20021029_055902_000000442010_00406_03466_9481.N1	29-OCT-2002 05:59:02	Bright	44.000	49	1Alp UMi	1.9900	6300.0	88	3466	No
67	GOM_NL__2PRFIN20021029_060245_000000442010_00406_03466_9482.N1	29-OCT-2002 06:02:45	Bright	44.000	60	7Bet UMi	2.0810	3950.0	88	3466	No
68	GOM_NL__2PRFIN20021029_060713_000000482010_00406_03466_9483.N1	29-OCT-2002 06:07:13	Bright	47.500	36	50Alp UMa	1.8000	6300.0	95	3466	No
69	GOM_NL__2PRFIN20021029_060840_000000452010_00406_03466_9484.N1	29-OCT-2002 06:08:40	Bright	44.500	32	77Eps UMa	1.7630	11000.	89	3466	No
70	GOM_NL__2PRFIN20021029_061227_000000472010_00406_03466_9485.N1	29-OCT-2002 06:12:27	Bright	47.000	174	52Psi UMa	3.0040	4400.0	94	3466	No
71	GOM_NL__2PRFIN20021029_071616_000000692010_00407_03467_2769.N1	29-OCT-2002 07:16:16	Bright	68.500	94	92Alp Cet	2.5260	3100.0	137	3467	No
72	GOM_NL__2PRFIN20021029_071901_000000442010_00407_03467_2770.N1	29-OCT-2002 07:19:01	Bright	43.500	140	88Gam Peg	2.8340	26000.	87	3467	No
73	GOM_NL__2PRFIN20021029_072035_000000482010_00407_03467_2771.N1	29-OCT-2002 07:20:35	Bright	48.000	105	6Bet Ari	2.6450	8900.0	96	3467	No
74	GOM_NL__2PRFIN20021029_072253_000000432010_00407_03467_2772.N1	29-OCT-2002 07:22:53	Bright	43.000	58	21Alp And	2.0730	11000.	86	3467	No
75	GOM_NL__2PRFIN20021029_072431_000000452010_00407_03467_2773.N1	29-OCT-2002 07:24:31	Bright	45.000	53	43Bet And	2.0480	3300.0	90	3467	No
76	GOM_NL__2PRFIN20021029_072707_000000502010_00407_03467_2774.N1	29-OCT-2002 07:27:07	Bright	49.500	73	57Gam1And	2.2600	13100.	99	3467	No
77	GOM_NL__2PRFIN20021029_072844_000000582010_00407_03467_2775.N1	29-OCT-2002 07:28:44	Bright	57.500	79	26Bet Per	2.3100	13100.	115	3467	No
78	GOM_NL__2PRFIN20021029_073109_000000432010_00407_03467_2776.N1	29-OCT-2002 07:31:09	Bright	42.500	74	11Bet Cas	2.2680	6600.0	85	3467	No
79	GOM_NL__2PRFIN20021029_073444_000000452010_00407_03467_2777.N1	29-OCT-2002 07:34:44	Bright	45.000	89	5Alp Cep	2.4510	8000.0	90	3467	No
80	GOM_NL__2PRFIN20021029_073938_000000432010_00407_03467_2778.N1	29-OCT-2002 07:39:38	Bright	42.500	49	1Alp UMi	1.9900	6300.0	85	3467	No
81	GOM_NL__2PRFIN20021029_074321_000000452010_00407_03467_2779.N1	29-OCT-2002 07:43:21	Bright	44.500	60	7Bet UMi	2.0810	3950.0	89	3467	No
82	GOM_NL__2PRFIN20021029_074749_000000462010_00407_03467_2780.N1	29-OCT-2002 07:47:49	Bright	46.000	36	50Alp UMa	1.8000	6300.0	92	3467	No
83	GOM_NL__2PRFIN20021029_074916_000000442010_00407_03467_2781.N1	29-OCT-2002 07:49:16	Bright	44.000	32	77Eps UMa	1.7630	11000.	88	3467	No
84	GOM_NL__2PRFIN20021029_075302_000000462010_00407_03467_2782.N1	29-OCT-2002 07:53:02	Bright	45.500	174	52Psi UMa	3.0040	4400.0	91	3467	No
85	GOM_NL__2PRFIN20021029_080045_000000642010_00407_03467_2783.N1	29-OCT-2002 08:00:45	Bright	63.500	166	17Eps Leo	2.9800	6000.0	127	3467	No
86	GOM_NL__2PRFIN20021029_080343_000002552010_00407_03467_2784.N1	29-OCT-2002 08:03:43	Straylight	255.00	17	78Bet Gem	1.1610	4500.0	510	3467	No
87	GOM_NL__2PRFIN20021029_081321_000000772010_00407_03467_2785.N1	29-OCT-2002 08:13:21	Dark	77.000	48	30Alp Hya	1.9770	4100.0	154	3467	No
88	GOM_NL__2PRFIN20021029_081914_000000442010_00407_03467_2786.N1	29-OCT-2002 08:19:14	Dark	44.000	99	Del Cen	2.5750	26000.	88	3467	No
89	GOM_NL__2PRFIN20021029_082215_000000542010_00407_03467_2787.N1	29-OCT-2002 08:22:15	Dark	54.000	65	Lam Vel	2.2040	4400.0	108	3467	No
90	GOM_NL__2PRFIN20021029_082912_000000772010_00408_03468_2782.N1	29-OCT-2002 08:29:12	Dark	76.500	117	Pi Pup	2.7060	3800.0	153	3468	No
91	GOM_NL__2PRFIN20021029_083122_000000592010_00408_03468_2783.N1	29-OCT-2002 08:31:22	Dark	59.000	2	Alp Car	-0.73600	7000.0	118	3468	No
92	GOM_NL__2PRFIN20021029_083723_000000462010_00408_03468_2784.N1	29-OCT-2002 08:37:23	Dark	46.000	143	Alp Hyi	2.8570	7200.0	92	3468	No
93	GOM_NL__2PRFIN20021029_083847_000000462010_00408_03468_2785.N1	29-OCT-2002 08:38:47	Dark	46.000	9	Alp Eri	0.45300	24000.	92	3468	No
94	GOM_NL__2PRFIN20021029_084128_000002202010_00408_03468_2786.N1	29-OCT-2002 08:41:28	Straylight	220.00	1	9Alp CMa	-1.4400	11000.	440	3468	No
95	GOM_NL__2PRFIN20021029_085008_000000512010_00408_03468_2787.N1	29-OCT-2002 08:50:08	Straylight	50.500	52	16Bet Cet	2.0370	4500.0	101	3468	No
96	GOM_NL__2PRFIN20021029_085652_000000812010_00408_03468_2788.N1	29-OCT-2002 08:56:52	Bright	81.000	94	92Alp Cet	2.5260	3100.0	162	3468	No
97	GOM_NL__2PRFIN20021029_085937_000000442010_00408_03468_2789.N1	29-OCT-2002 08:59:37	Bright	43.500	140	88Gam Peg	2.8340	26000.	87	3468	No
98	GOM_NL__2PRFIN20021029_090110_000000502010_00408_03468_2790.N1	29-OCT-2002 09:01:10	Bright	49.500	105	6Bet Ari	2.6450	8900.0	99	3468	No
99	GOM_NL__2PRFIN20021029_090329_000000432010_00408_03468_2791.N1	29-OCT-2002 09:03:29	Bright	43.000	58	21Alp And	2.0730	11000.	86	3468	No
100	GOM_NL__2PRFIN20021029_090507_000000462010_00408_03468_2792.N1	29-OCT-2002 09:05:07	Bright	45.500	53	43Bet And	2.0480	3300.0	91	3468	No
101	GOM_NL__2PRFIN20021029_090743_000000492010_00408_03468_2793.N1	29-OCT-2002 09:07:43	Bright	49.000	73	57Gam1And	2.2600	13100.	98	3468	No

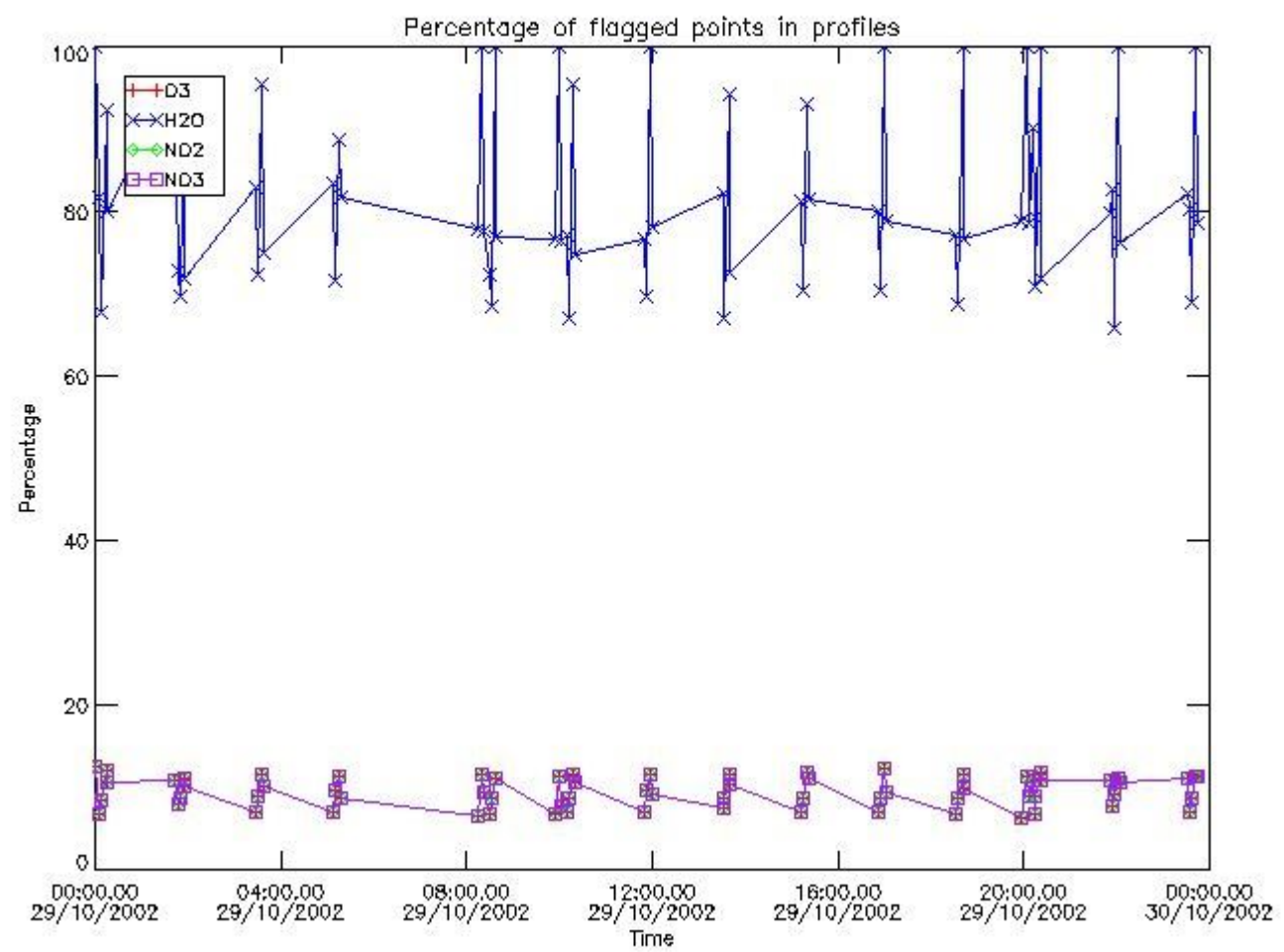
102	GOM_NL__2PRFIN20021029_090919_000000562010_00408_03468_2794.N1	29-OCT-2002 09:09:19	Bright	56.000	79	26Bet Per	2.3100	13100.	112	3468	No
103	GOM_NL__2PRFIN20021029_091145_000000432010_00408_03468_2795.N1	29-OCT-2002 09:11:45	Bright	42.500	74	11Bet Cas	2.2680	6600.0	85	3468	No
104	GOM_NL__2PRFIN20021029_091521_000000432010_00408_03468_2796.N1	29-OCT-2002 09:15:21	Bright	42.500	89	5Alp Cep	2.4510	8000.0	85	3468	No
105	GOM_NL__2PRFIN20021029_092014_000000452010_00408_03468_2797.N1	29-OCT-2002 09:20:14	Bright	44.500	49	1Alp UMi	1.9900	6300.0	89	3468	No
106	GOM_NL__2PRFIN20021029_092357_000000452010_00408_03468_2798.N1	29-OCT-2002 09:23:57	Bright	44.500	60	7Bet UMi	2.0810	3950.0	89	3468	No
107	GOM_NL__2PRFIN20021029_092825_000000492010_00408_03468_2799.N1	29-OCT-2002 09:28:25	Bright	49.000	36	50Alp UMa	1.8000	6300.0	98	3468	No
108	GOM_NL__2PRFIN20021029_092953_000000432010_00408_03468_2800.N1	29-OCT-2002 09:29:53	Bright	43.000	32	77Eps UMa	1.7630	11000.	86	3468	No
109	GOM_NL__2PRFIN20021029_093339_000000462010_00408_03468_2801.N1	29-OCT-2002 09:33:39	Bright	46.000	174	52Psi UMa	3.0040	4400.0	92	3468	No
110	GOM_NL__2PRFIN20021029_094121_000000632010_00408_03468_2802.N1	29-OCT-2002 09:41:21	Bright	62.500	166	17Eps Leo	2.9800	6000.0	125	3468	No
111	GOM_NL__2PRFIN20021029_094421_000002552010_00408_03468_2803.N1	29-OCT-2002 09:44:21	Straylight	255.00	17	78Bet Gem	1.1610	4500.0	510	3468	No
112	GOM_NL__2PRFIN20021029_095358_000000752010_00408_03468_2804.N1	29-OCT-2002 09:53:58	Dark	75.000	48	30Alp Hya	1.9770	4100.0	150	3468	No
113	GOM_NL__2PRFIN20021029_095949_000000452010_00408_03468_2805.N1	29-OCT-2002 09:59:49	Dark	45.000	99	Del Cen	2.5750	26000.	90	3468	No
114	GOM_NL__2PRFIN20021029_100252_000000662010_00408_03468_2806.N1	29-OCT-2002 10:02:52	Dark	66.000	65	Lam Vel	2.2040	4400.0	132	3468	No
115	GOM_NL__2PRFIN20021029_100950_000000732010_00409_03469_9463.N1	29-OCT-2002 10:09:50	Dark	72.500	117	Pi Pup	2.7060	3800.0	145	3469	No
116	GOM_NL__2PRFIN20021029_101159_000000602010_00409_03469_9464.N1	29-OCT-2002 10:11:59	Dark	59.500	2	Alp Car	-0.73600	7000.0	119	3469	No
117	GOM_NL__2PRFIN20021029_101759_000000452010_00409_03469_9465.N1	29-OCT-2002 10:17:59	Dark	44.500	143	Alp Hyi	2.8570	7200.0	89	3469	No
118	GOM_NL__2PRFIN20021029_101923_000000482010_00409_03469_9466.N1	29-OCT-2002 10:19:23	Dark	48.000	9	Alp Eri	0.45300	24000.	96	3469	No
119	GOM_NL__2PRFIN20021029_102208_000002202010_00409_03469_9467.N1	29-OCT-2002 10:22:08	Straylight	220.00	1	9Alp CMa	-1.4400	11000.	440	3469	No
120	GOM_NL__2PRFIN20021029_103044_000000512010_00409_03469_9468.N1	29-OCT-2002 10:30:44	Straylight	51.000	52	16Bet Cet	2.0370	4500.0	102	3469	No
121	GOM_NL__2PRFIN20021029_115028_000000732010_00410_03470_9453.N1	29-OCT-2002 11:50:28	Dark	73.000	117	Pi Pup	2.7060	3800.0	146	3470	No
122	GOM_NL__2PRFIN20021029_115235_000000582010_00410_03470_9454.N1	29-OCT-2002 11:52:35	Dark	58.000	2	Alp Car	-0.73600	7000.0	116	3470	No
123	GOM_NL__2PRFIN20021029_115835_000000442010_00410_03470_9455.N1	29-OCT-2002 11:58:35	Dark	44.000	143	Alp Hyi	2.8570	7200.0	88	3470	No
124	GOM_NL__2PRFIN20021029_115959_000000552010_00410_03470_9456.N1	29-OCT-2002 11:59:59	Dark	55.000	9	Alp Eri	0.45300	24000.	110	3470	No
125	GOM_NL__2PRFIN20021029_120247_000002202010_00410_03470_9457.N1	29-OCT-2002 12:02:47	Straylight	219.50	1	9Alp CMa	-1.4400	11000.	439	3470	No
126	GOM_NL__2PRFIN20021029_133105_000000682010_00411_03471_9453.N1	29-OCT-2002 13:31:05	Dark	67.500	117	Pi Pup	2.7060	3800.0	135	3471	No
127	GOM_NL__2PRFIN20021029_133313_000000602010_00411_03471_9454.N1	29-OCT-2002 13:33:13	Dark	59.500	2	Alp Car	-0.73600	7000.0	119	3471	No
128	GOM_NL__2PRFIN20021029_133912_000000442010_00411_03471_9455.N1	29-OCT-2002 13:39:12	Dark	44.000	143	Alp Hyi	2.8570	7200.0	88	3471	No
129	GOM_NL__2PRFIN20021029_134036_000000502010_00411_03471_9456.N1	29-OCT-2002 13:40:36	Dark	49.500	9	Alp Eri	0.45300	24000.	99	3471	No
130	GOM_NL__2PRFIN20021029_134327_000002202010_00411_03471_9457.N1	29-OCT-2002 13:43:27	Straylight	219.50	1	9Alp CMa	-1.4400	11000.	439	3471	No
131	GOM_NL__2PRFIN20021029_135157_000000512010_00411_03471_9458.N1	29-OCT-2002 13:51:57	Straylight	50.500	52	16Bet Cet	2.0370	4500.0	101	3471	No
132	GOM_NL__2PRFIN20021029_151142_000000722010_00412_03472_9473.N1	29-OCT-2002 15:11:42	Dark	72.000	117	Pi Pup	2.7060	3800.0	144	3472	No
133	GOM_NL__2PRFIN20021029_151348_000000582010_00412_03472_9474.N1	29-OCT-2002 15:13:48	Dark	58.000	2	Alp Car	-0.73600	7000.0	116	3472	No
134	GOM_NL__2PRFIN20021029_151948_000000442010_00412_03472_9475.N1	29-OCT-2002 15:19:48	Dark	43.500	143	Alp Hyi	2.8570	7200.0	87	3472	No
135	GOM_NL__2PRFIN20021029_152111_000000462010_00412_03472_9476.N1	29-OCT-2002 15:21:11	Dark	46.000	9	Alp Eri	0.45300	24000.	92	3472	No
136	GOM_NL__2PRFIN20021029_152407_000002202010_00412_03472_9477.N1	29-OCT-2002 15:24:07	Straylight	220.00	1	9Alp CMa	-1.4400	11000.	440	3472	No
137	GOM_NL__2PRFIN20021029_165219_000000732010_00413_03473_9473.N1	29-OCT-2002 16:52:19	Dark	72.500	117	Pi Pup	2.7060	3800.0	145	3473	No
138	GOM_NL__2PRFIN20021029_165425_000000582010_00413_03473_9474.N1	29-OCT-2002 16:54:25	Dark	58.000	2	Alp Car	-0.73600	7000.0	116	3473	No
139	GOM_NL__2PRFIN20021029_170024_000000462010_00413_03473_9475.N1	29-OCT-2002 17:00:24	Dark	45.500	143	Alp Hyi	2.8570	7200.0	91	3473	No
140	GOM_NL__2PRFIN20021029_170148_000000552010_00413_03473_9476.N1	29-OCT-2002 17:01:48	Dark	54.500	9	Alp Eri	0.45300	24000.	109	3473	No
141	GOM_NL__2PRFIN20021029_170447_000002202010_00413_03473_9477.N1	29-OCT-2002 17:04:47	Straylight	220.00	1	9Alp CMa	-1.4400	11000.	440	3473	No
142	GOM_NL__2PRFIN20021029_183256_000000752010_00414_03474_9473.N1	29-OCT-2002 18:32:56	Dark	74.500	117	Pi Pup	2.7060	3800.0	149	3474	No
143	GOM_NL__2PRFIN20021029_183502_000000602010_00414_03474_9474.N1	29-OCT-2002 18:35:02	Dark	59.500	2	Alp Car	-0.73600	7000.0	119	3474	No
144	GOM_NL__2PRFIN20021029_184100_000000452010_00414_03474_9475.N1	29-OCT-2002 18:41:00	Dark	44.500	143	Alp Hyi	2.8570	7200.0	89	3474	No
145	GOM_NL__2PRFIN20021029_184224_000000522010_00414_03474_9476.N1	29-OCT-2002 18:42:24	Dark	52.000	9	Alp Eri	0.45300	24000.	104	3474	No
146	GOM_NL__2PRFIN20021029_184526_000002202010_00414_03474_2789.N1	29-OCT-2002 18:45:26	Straylight	220.00	1	9Alp CMa	-1.4400	11000.	440	3474	No
147	GOM_NL__2PRFIN20021029_185345_000000522010_00414_03474_2790.N1	29-OCT-2002 18:53:45	Straylight	51.500	52	16Bet Cet	2.0370	4500.0	103	3474	No
148	GOM_NL__2PRFIN20021029_190026_000000802010_00414_03474_2791.N1	29-OCT-2002 19:00:26	Bright	80.000	94	92Alp Cet	2.5260	3100.0	160	3474	No
149	GOM_NL__2PRFIN20021029_190314_000000432010_00414_03474_2792.N1	29-OCT-2002 19:03:14	Bright	43.000	140	88Gam Peg	2.8340	26000.	86	3474	No
150	GOM_NL__2PRFIN20021029_190445_000000482010_00414_03474_2793.N1	29-OCT-2002 19:04:45	Bright	47.500	105	6Bet Ari	2.6450	8900.0	95	3474	No
151	GOM_NL__2PRFIN20021029_190706_000000452010_00414_03474_2794.N1	29-OCT-2002 19:07:06	Bright	45.000	58	21Alp And	2.0730	11000.	90	3474	No
152	GOM_NL__2PRFIN20021029_190842_000000452010_00414_03474_2795.N1	29-OCT-2002 19:08:42	Bright	45.000	53	43Bet And	2.0480	3300.0	90	3474	No
153	GOM_NL__2PRFIN20021029_191118_000000492010_00414_03474_2796.N1	29-OCT-2002 19:11:18	Bright	49.000	73	57Gam1And	2.2600	13100.	98	3474	No
154	GOM_NL__2PRFIN20021029_191251_000000552010_00414_03474_2797.N1	29-OCT-2002 19:12:51	Bright	55.000	79	26Bet Per	2.3100	13100.	110	3474	No
155	GOM_NL__2PRFIN20021029_191521_000000442010_00414_03474_2798.N1	29-OCT-2002 19:15:21	Bright	43.500	74	11Bet Cas	2.2680	6600.0	87	3474	No
156	GOM_NL__2PRFIN20021029_191859_000000452010_00414_03474_2799.N1	29-OCT-2002 19:18:59	Bright	44.500	89	5Alp Cep	2.4510	8000.0	89	3474	No
157	GOM_NL__2PRFIN20021029_192350_000000452010_00414_03474_2800.N1	29-OCT-2002 19:23:50	Bright	44.500	49	1Alp UMi	1.9900	6300.0	89	3474	No
158	GOM_NL__2PRFIN20021029_192734_000000452010_00414_03474_2801.N1	29-OCT-2002 19:27:34	Bright	45.000	60	7Bet UMi	2.0810	3950.0	90	3474	No
159	GOM_NL__2PRFIN20021029_193200_000000482010_00414_03474_2802.N1	29-OCT-2002 19:32:00	Bright	47.500	36	50Alp UMa	1.8000	6300.0	95	3474	No
160	GOM_NL__2PRFIN20021029_193329_000000432010_00414_03474_2803.N1	29-OCT-2002 19:33:29	Bright	42.500	32	77Eps UMa	1.7630	11000.	85	3474	No

161	GOM_NL__2PRFIN20021029_193714_000000482010_00414_03474_2804.N1	29-OCT-2002 19:37:14	Bright	48.000	174	52Psi UMa	3.0040	4400.0	96	3474	No
162	GOM_NL__2PRFIN20021029_194459_000000652010_00414_03474_2805.N1	29-OCT-2002 19:44:59	Bright	65.000	166	17Eps Leo	2.9800	6000.0	130	3474	No
163	GOM_NL__2PRFIN20021029_194812_000002552010_00414_03474_2806.N1	29-OCT-2002 19:48:12	Straylight	255.00	17	78Bet Gem	1.1610	4500.0	510	3474	No
164	GOM_NL__2PRFIN20021029_195740_000000812010_00414_03474_2807.N1	29-OCT-2002 19:57:40	Dark	81.000	48	30Alp Hya	1.9770	4100.0	162	3474	No
165	GOM_NL__2PRFIN20021029_200326_000000452010_00414_03474_2808.N1	29-OCT-2002 20:03:26	Dark	45.000	99	Del Cen	2.5750	26000.	90	3474	No
166	GOM_NL__2PRFIN20021029_200632_000000642010_00414_03474_2809.N1	29-OCT-2002 20:06:32	Dark	63.500	65	Lam Vel	2.2040	4400.0	127	3474	No
167	GOM_NL__2PRFIN20021029_201040_000000472010_00415_03475_9473.N1	29-OCT-2002 20:10:40	Dark	46.500	29	Bet Car	1.6720	10200.	93	3475	No
168	GOM_NL__2PRFIN20021029_201334_000000762010_00415_03475_9474.N1	29-OCT-2002 20:13:34	Dark	75.500	117	Pi Pup	2.7060	3800.0	151	3475	No
169	GOM_NL__2PRFIN20021029_201539_000000572010_00415_03475_9475.N1	29-OCT-2002 20:15:39	Dark	57.000	2	Alp Car	-0.73600	7000.0	114	3475	No
170	GOM_NL__2PRFIN20021029_202136_000000442010_00415_03475_9476.N1	29-OCT-2002 20:21:36	Dark	43.500	143	Alp Hyi	2.8570	7200.0	87	3475	No
171	GOM_NL__2PRFIN20021029_202300_000000472010_00415_03475_9477.N1	29-OCT-2002 20:23:00	Dark	46.500	9	Alp Eri	0.45300	24000.	93	3475	No
172	GOM_NL__2PRFIN20021029_215117_000000482010_00416_03476_9475.N1	29-OCT-2002 21:51:17	Dark	47.500	29	Bet Car	1.6720	10200.	95	3476	No
173	GOM_NL__2PRFIN20021029_215411_000000732010_00416_03476_9476.N1	29-OCT-2002 21:54:11	Dark	72.500	117	Pi Pup	2.7060	3800.0	145	3476	No
174	GOM_NL__2PRFIN20021029_215616_000000612010_00416_03476_9477.N1	29-OCT-2002 21:56:16	Dark	60.500	2	Alp Car	-0.73600	7000.0	121	3476	No
175	GOM_NL__2PRFIN20021029_220212_000000462010_00416_03476_9478.N1	29-OCT-2002 22:02:12	Dark	45.500	143	Alp Hyi	2.8570	7200.0	91	3476	No
176	GOM_NL__2PRFIN20021029_220336_000000492010_00416_03476_9479.N1	29-OCT-2002 22:03:36	Dark	48.500	9	Alp Eri	0.45300	24000.	97	3476	No
177	GOM_NL__2PRFIN20021029_233153_000000462010_00417_03477_2787.N1	29-OCT-2002 23:31:53	Dark	45.500	29	Bet Car	1.6720	10200.	91	3477	No
178	GOM_NL__2PRFIN20021029_233449_000000742010_00417_03477_2788.N1	29-OCT-2002 23:34:49	Dark	74.000	117	Pi Pup	2.7060	3800.0	148	3477	No
179	GOM_NL__2PRFIN20021029_233652_000000582010_00417_03477_2789.N1	29-OCT-2002 23:36:52	Dark	58.000	2	Alp Car	-0.73600	7000.0	116	3477	No
180	GOM_NL__2PRFIN20021029_234248_000000452010_00417_03477_2790.N1	29-OCT-2002 23:42:48	Dark	45.000	143	Alp Hyi	2.8570	7200.0	90	3477	No
181	GOM_NL__2PRFIN20021029_234412_000000452010_00417_03477_2791.N1	29-OCT-2002 23:44:12	Dark	45.000	9	Alp Eri	0.45300	24000.	90	3477	No
182	GOM_NL__2PRFIN20021029_234858_000000512010_00417_03477_2792.N1	29-OCT-2002 23:48:58	Straylight	51.000	84	Alp Phe	2.3970	4500.0	102	3477	No
183	GOM_NL__2PRFIN20021029_235533_000000492010_00417_03477_2793.N1	29-OCT-2002 23:55:33	Straylight	49.000	52	16Bet Cet	2.0370	4500.0	98	3477	No

### 3. Quality information per product

In this section it is plotted some information contained in the Quality Summary data set of the level 2 products. Only products in dark limb conditions and without errors (error flag in the MPH set to "0") are used.

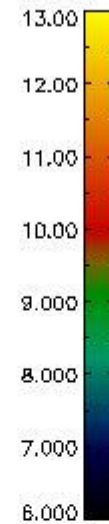
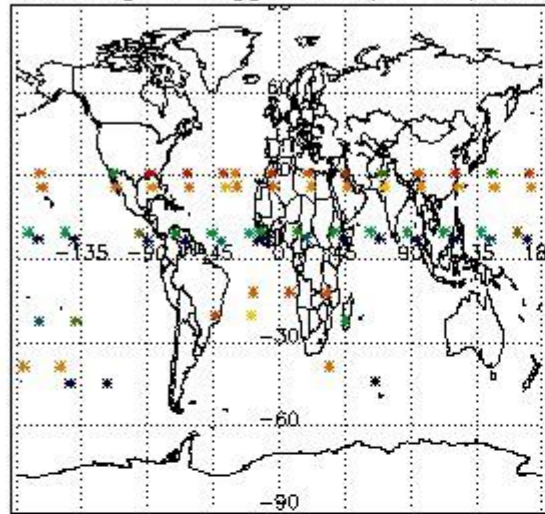
#### 3.1 Plot quality information per product (time dependant)



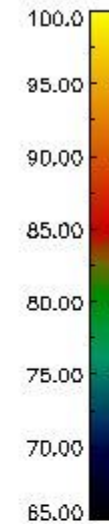
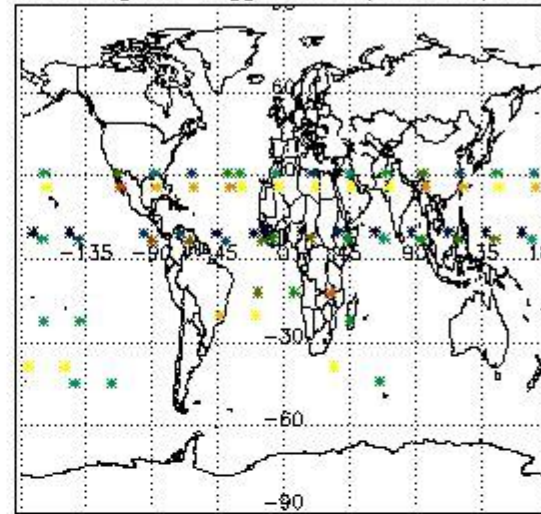
*3.2 Plot quality information per product (world map)*



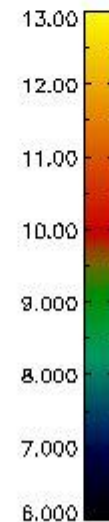
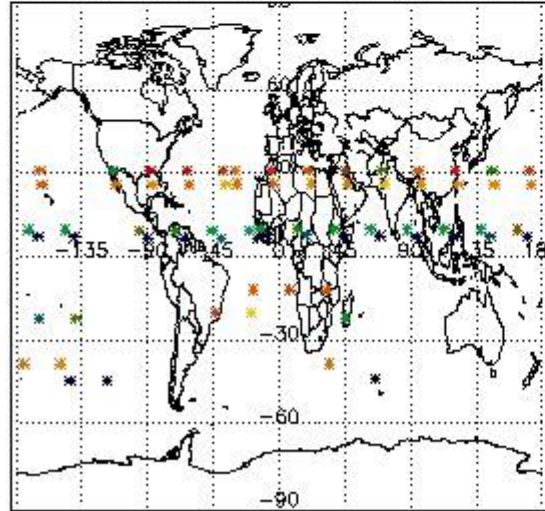
Percentage of flagged data per O3 profile



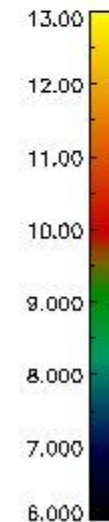
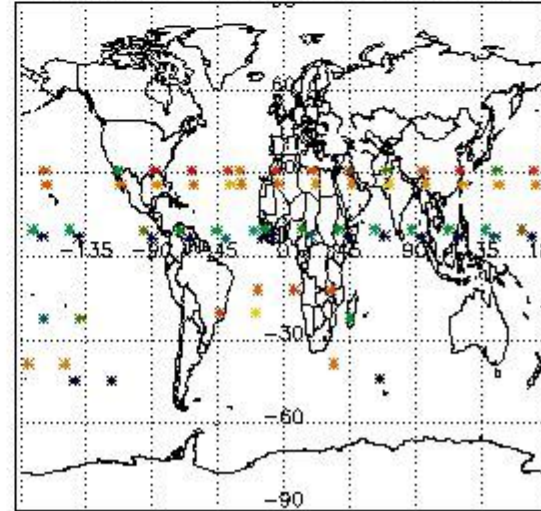
Percentage of flagged data per H2O profile



Percentage of flagged data per NO2 profile



Percentage of flagged data per NO3 profile

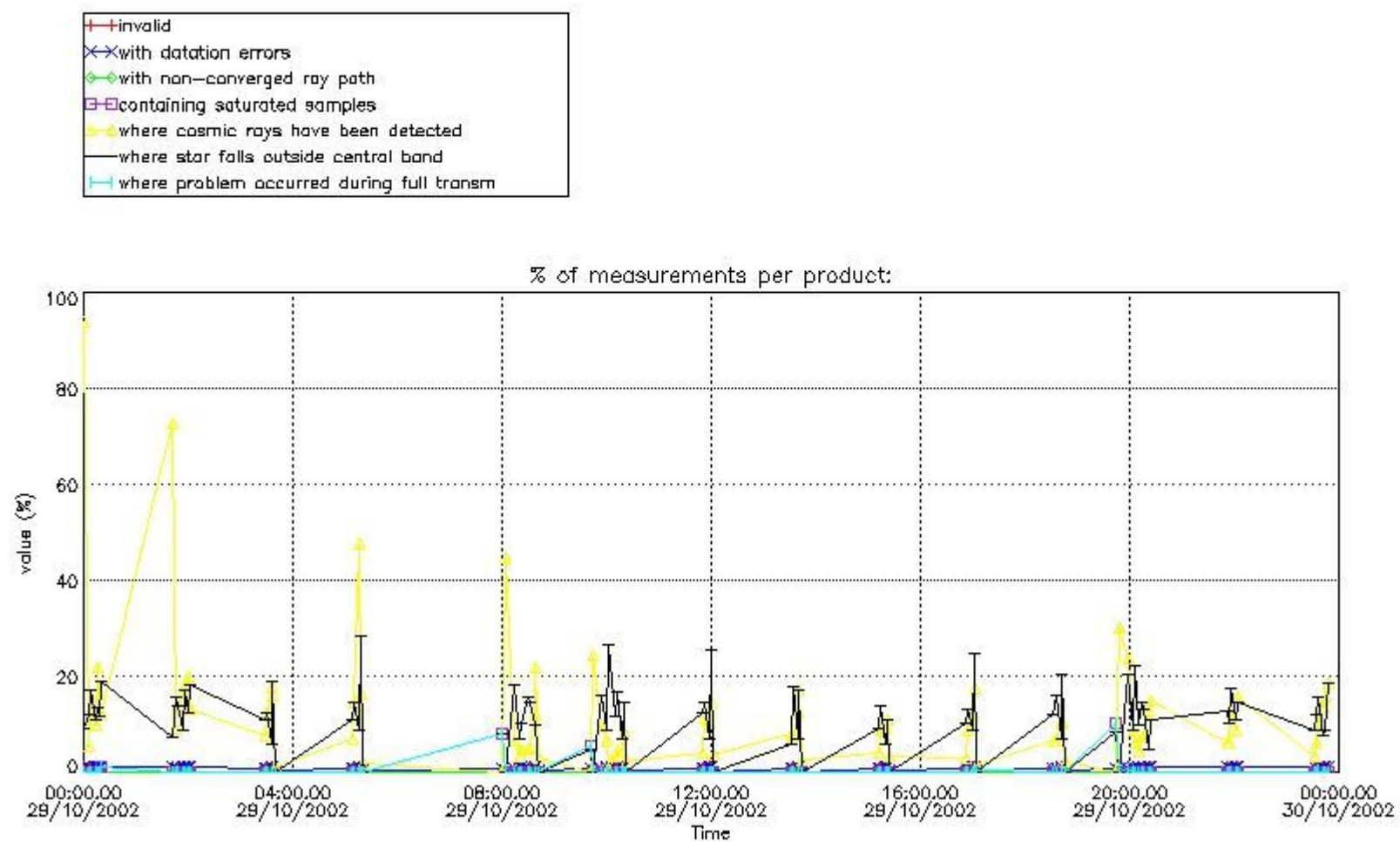


#### 4. Level 1 quality information per product

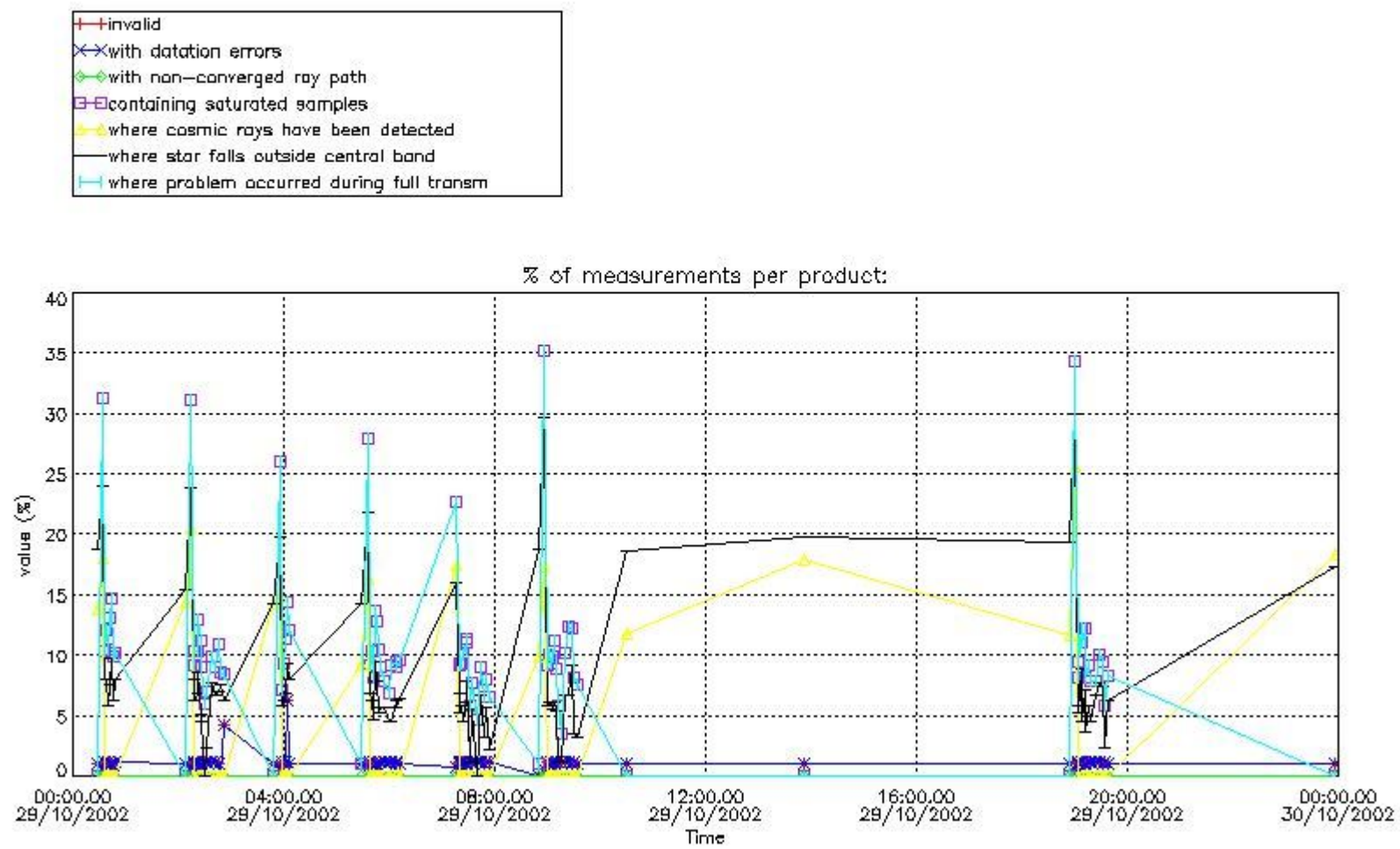
In this section it is plotted some information contained in the Quality Summary data set of the level 2 products that comes from the level 1b processing. Products without errors (error flag in the MPH set to "0") are used.

##### 4.1 Plot quality information per product (time dependant) coming from level 1b processing

###### 4.1.1 Plot level 1 quality information per product (time dependant): ENVISAT ASCENDING passes



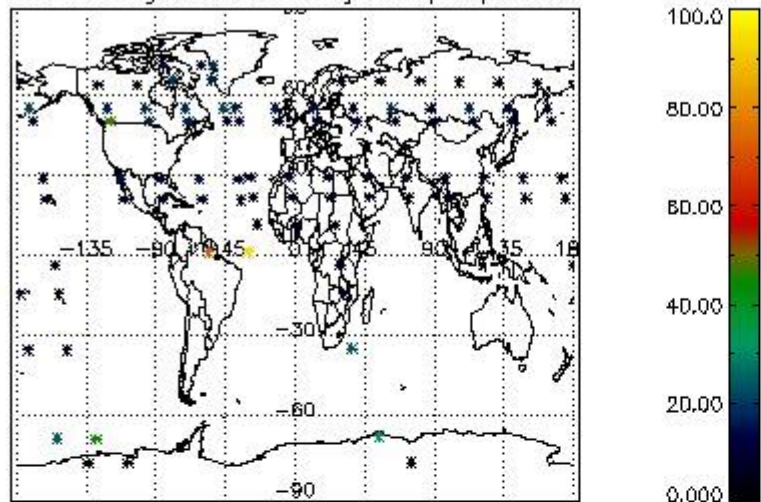
4.1.2 Plot level 1 quality information per product (time dependant): ENVI SAT DESCENDING passes



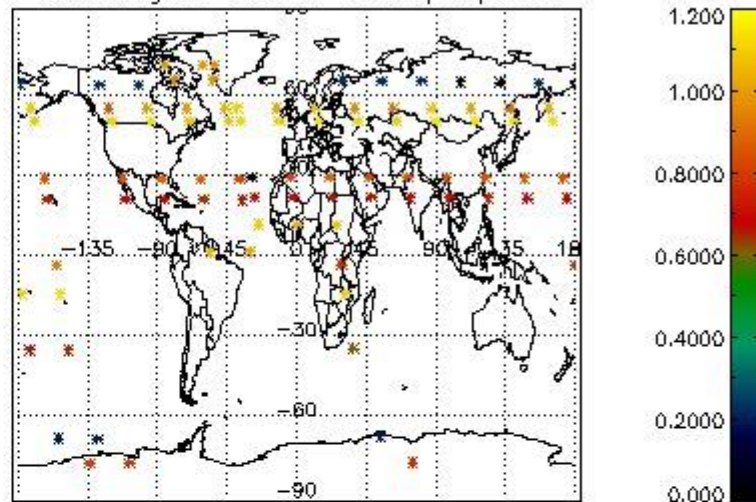
*4.2 Plot quality information per product coming from level 1b processing (world map)*

*4.2.1 Plot level 1 quality information per product (world map): ENVISAT ASCENDING passes*

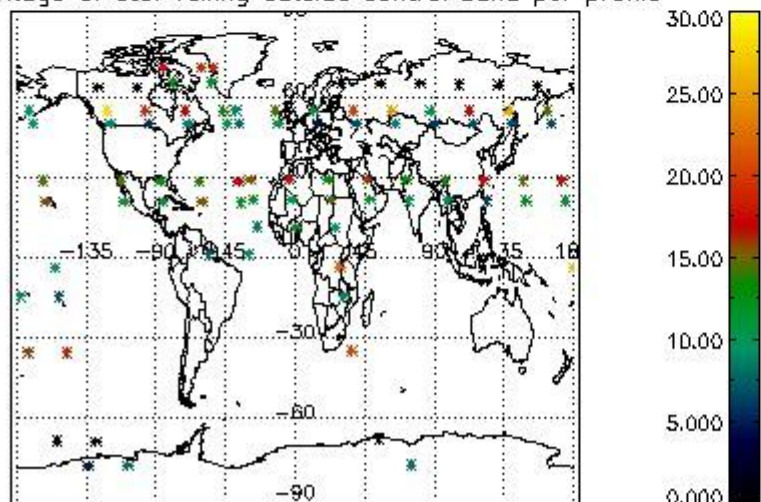
Percentage of cosmic ray hits per profile



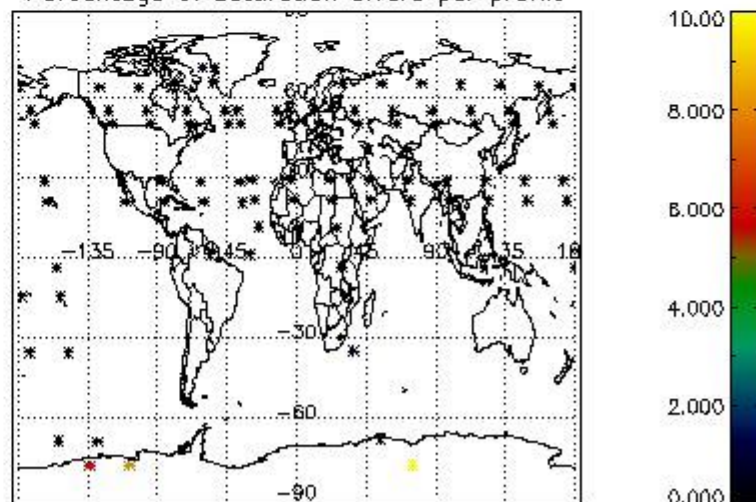
Percentage of datation errors per profile



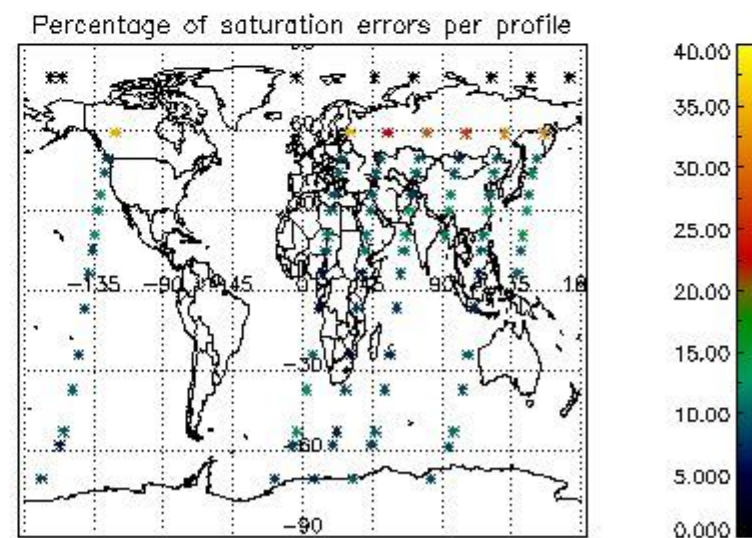
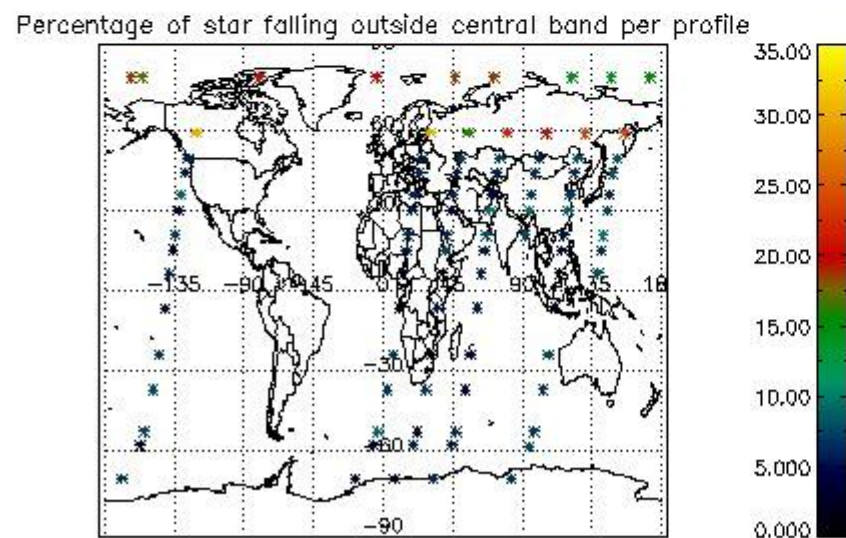
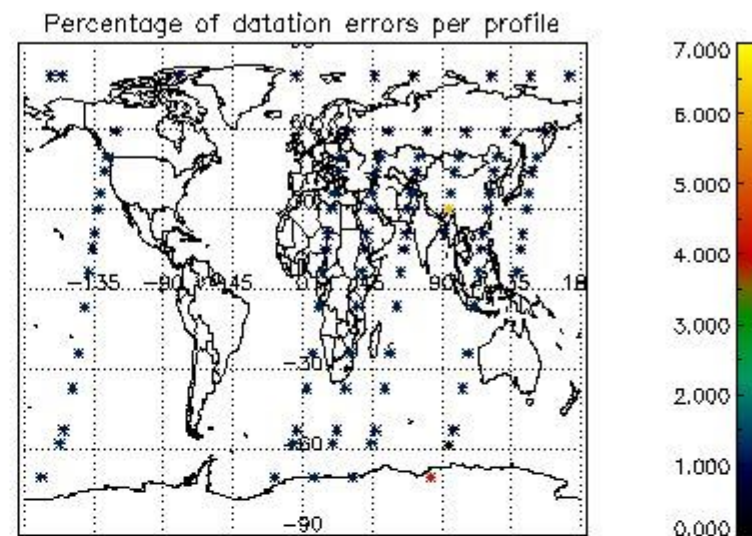
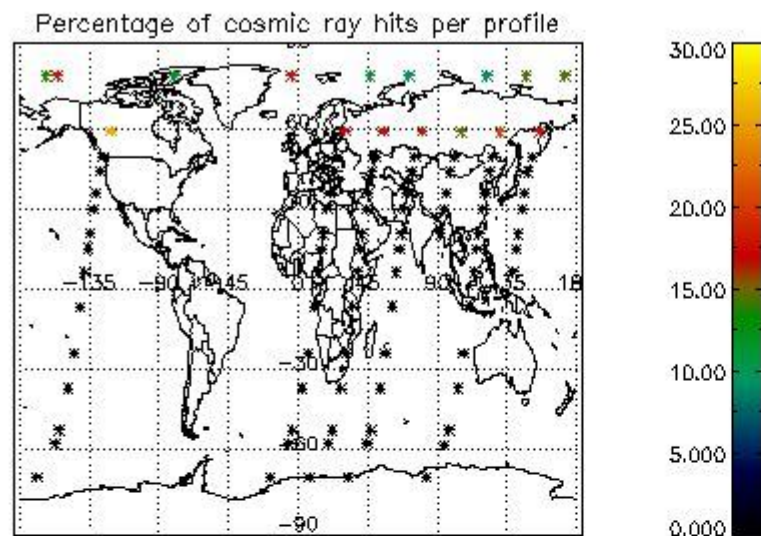
Percentage of star falling outside central band per profile



Percentage of saturation errors per profile



4.2.2 Plot level 1 quality information per product (world map): ENVISAT DESCENDING passes



## 5. Trace gas profiles

### 5.1 Ozone statistics based on quality of products

The final quality of the products can be "measured" using the STD (Standard Deviation) attached to every point profile. This information is written to the parameter GOM\_NL\_\_2P/NL\_LOCAL\_SPECIES\_DENSITY/o3\_std of the level 2 products. The table below shows the statistics for given STD ranges.

The statistics are given with respect to the overall valid production:

- Products without fatal errors: GOM\_NL\_\_2P/MPH/PRODUCT\_ERR=0
- Valid point profile: GOM\_NL\_\_2P/NL\_LOCAL\_SPECIES\_DENSITY/pcd(0)=0

The 'Criteria' is applied to valid points of dark limb products:

- Products in dark limb illumination condition: GOM\_NL\_\_2P/NL\_SUMMARY\_QUALITY/obs\_ill\_cond=0
- Products without fatal errors: GOM\_NL\_\_2P/MPH/PRODUCT\_ERR=0
- Valid point profile: GOM\_NL\_\_2P/NL\_LOCAL\_SPECIES\_DENSITY/pcd(0)=0

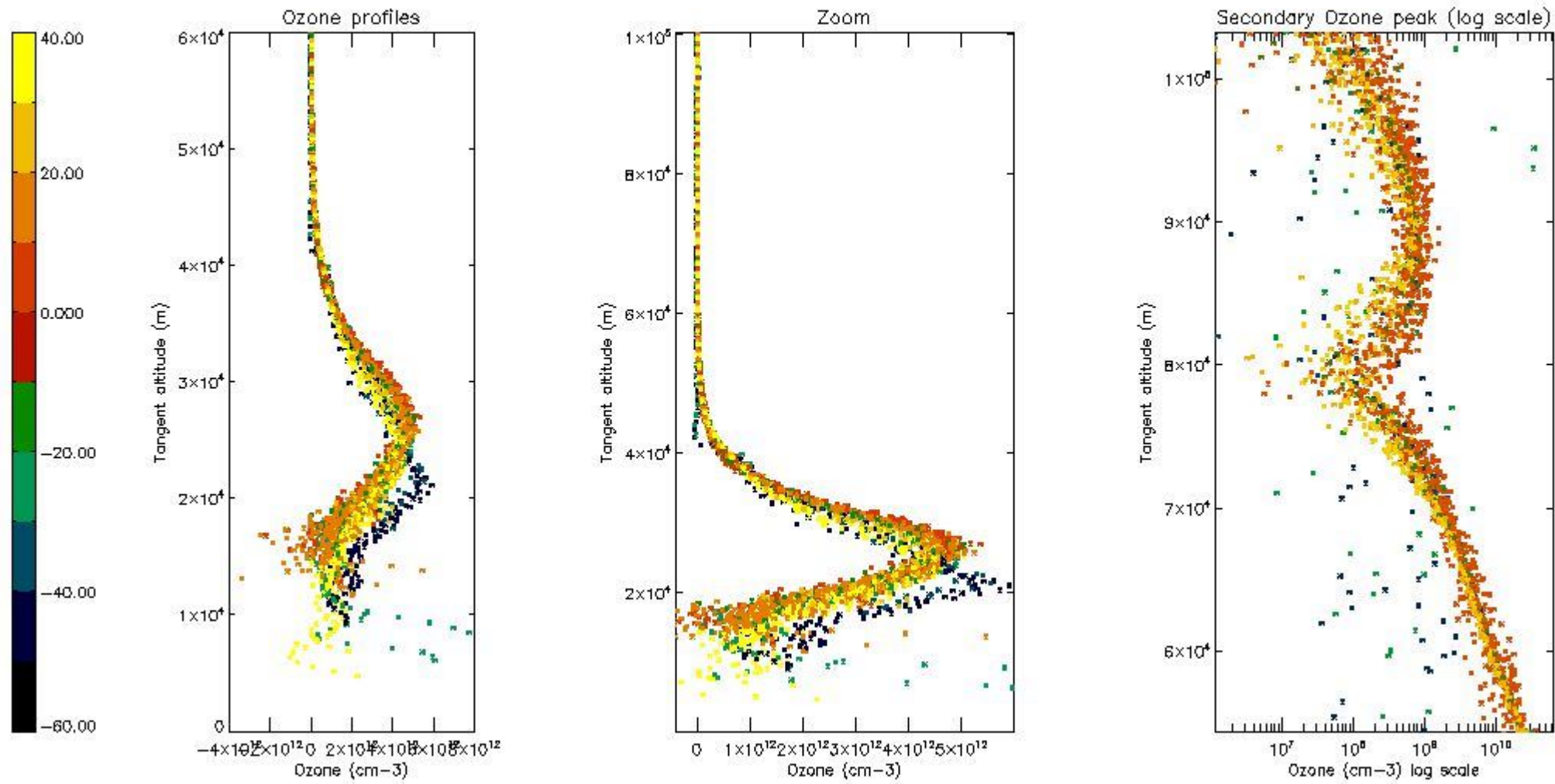
So, the table below shows the percentage of dark limb and valid observations for each criteria with respect to the overall valid daily observations.

Criteria	% of total production
All STD	34
STD < 20	17

STD < 10	14
STD < 5	10

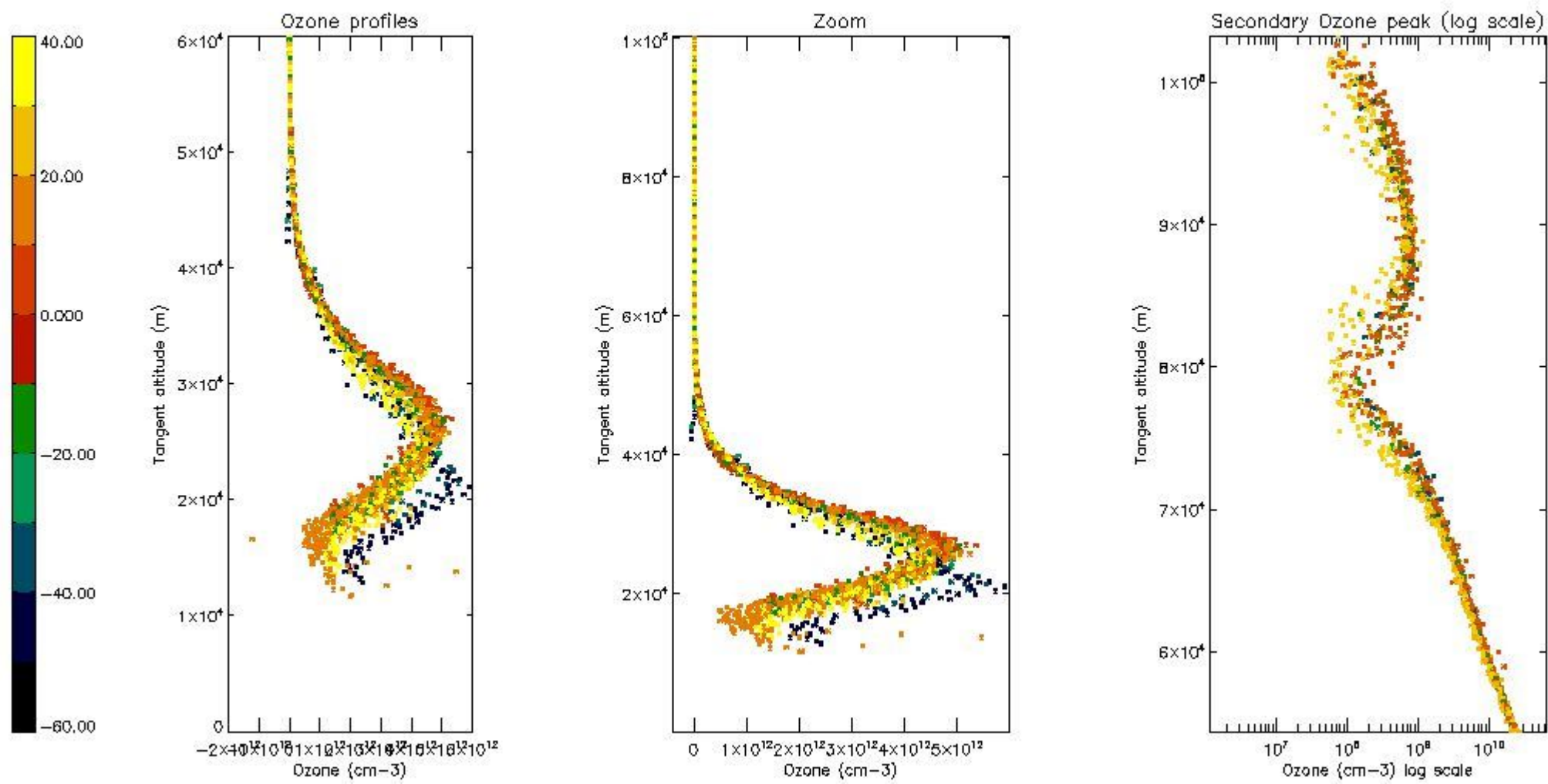
5.2 Plot ozone profiles for all STD (dark without errors)

The colorbar represents the latitude.



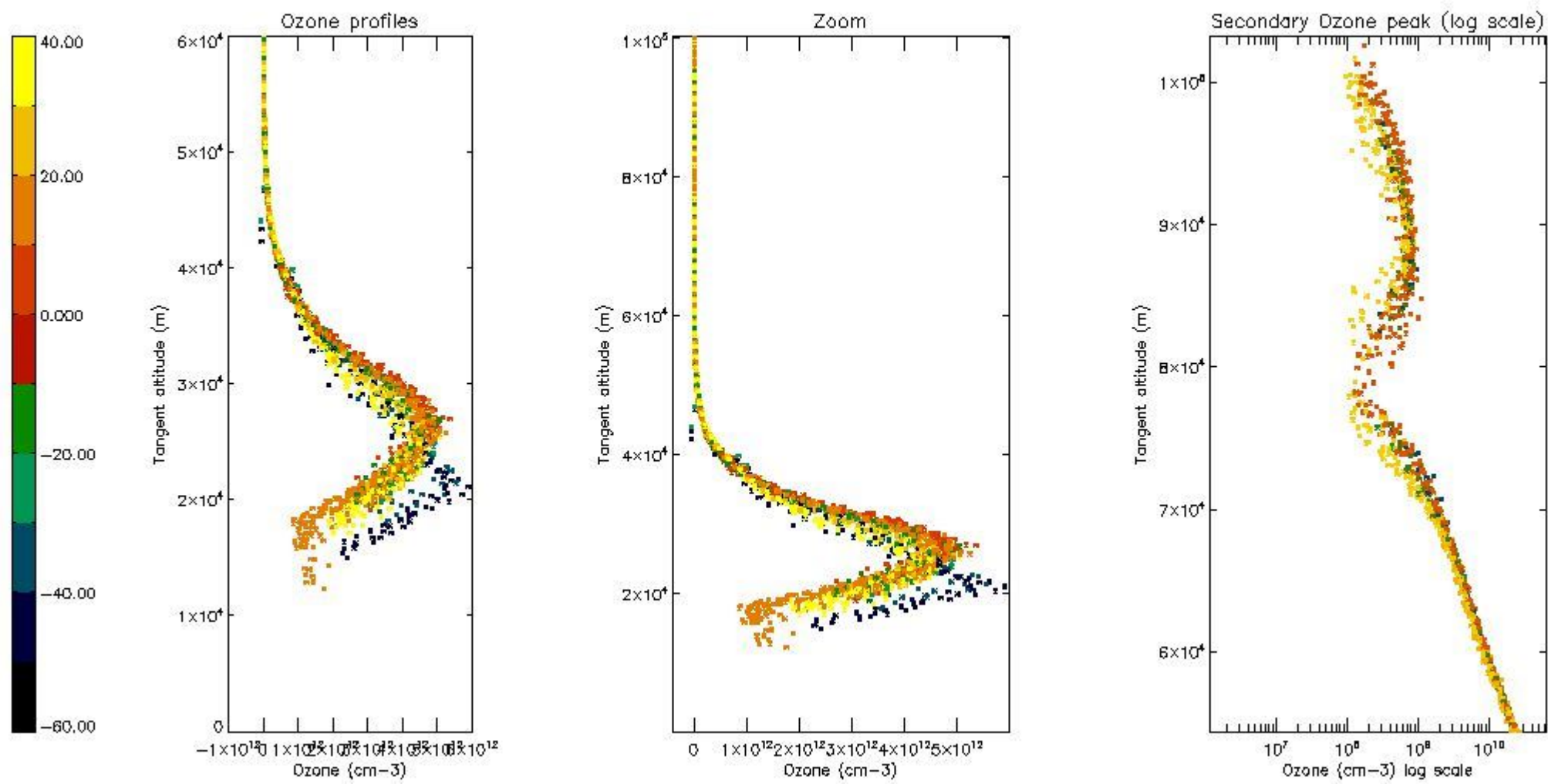
5.3 Plot ozone profiles where STD < 20% (dark without errors)

The colorbar represents the latitude.



*5.4 Plot ozone profiles where  $STD < 10\%$  (dark without errors)*

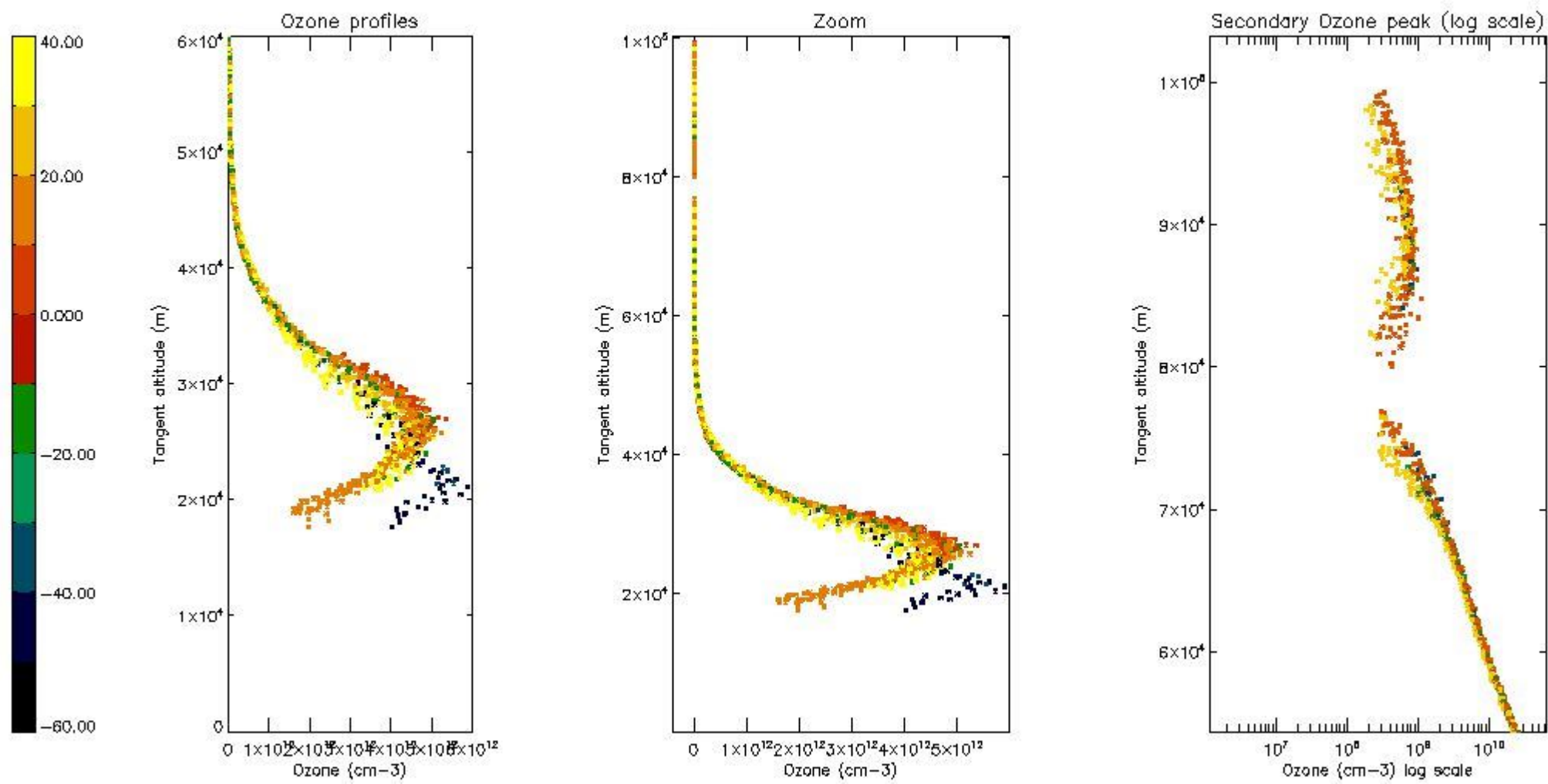
The colorbar represents the latitude.



*5.5 Plot ozone profiles where STD < 5% (dark without errors)*

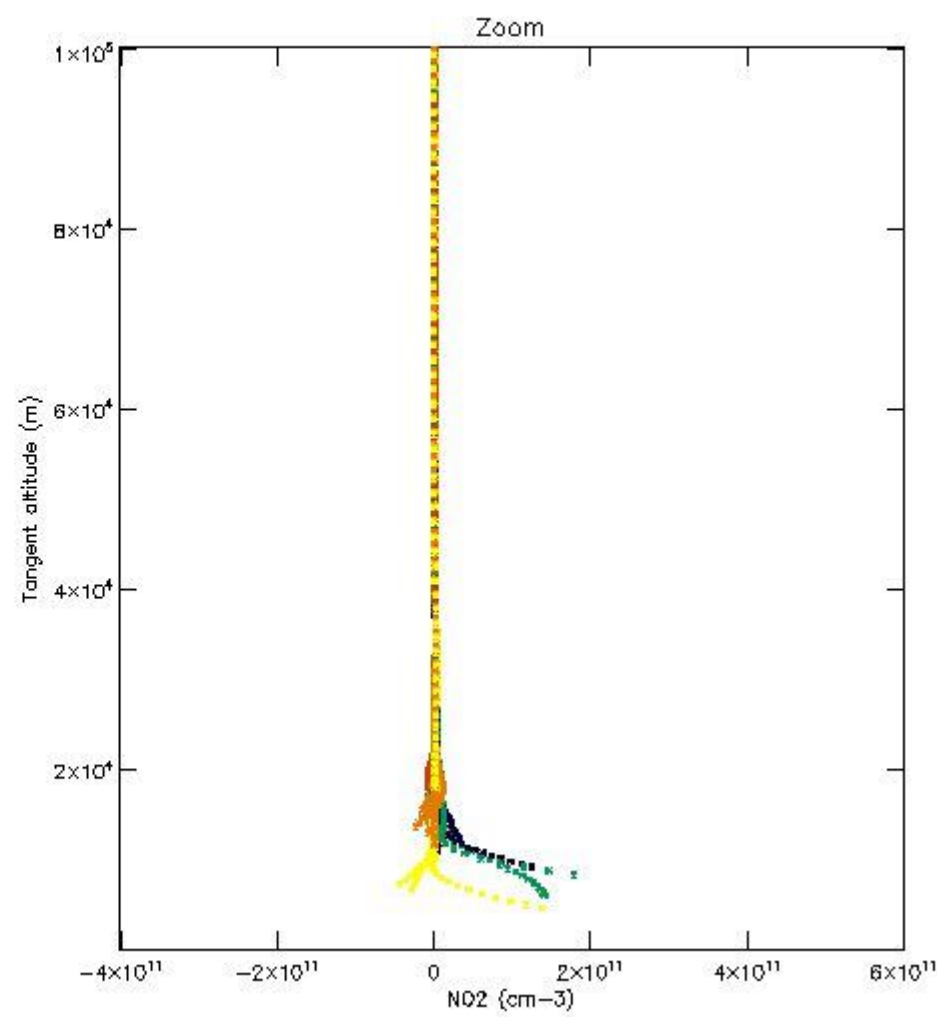
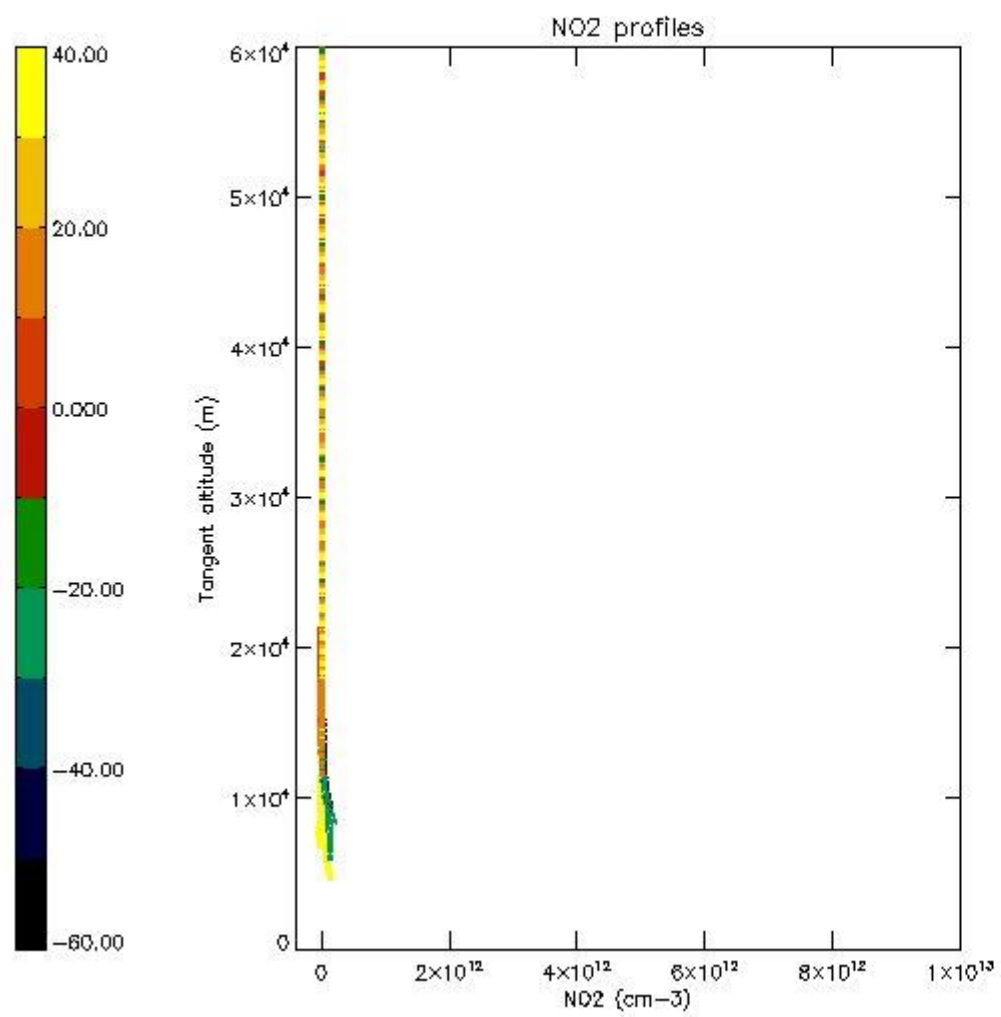
The colorbar represents the latitude.





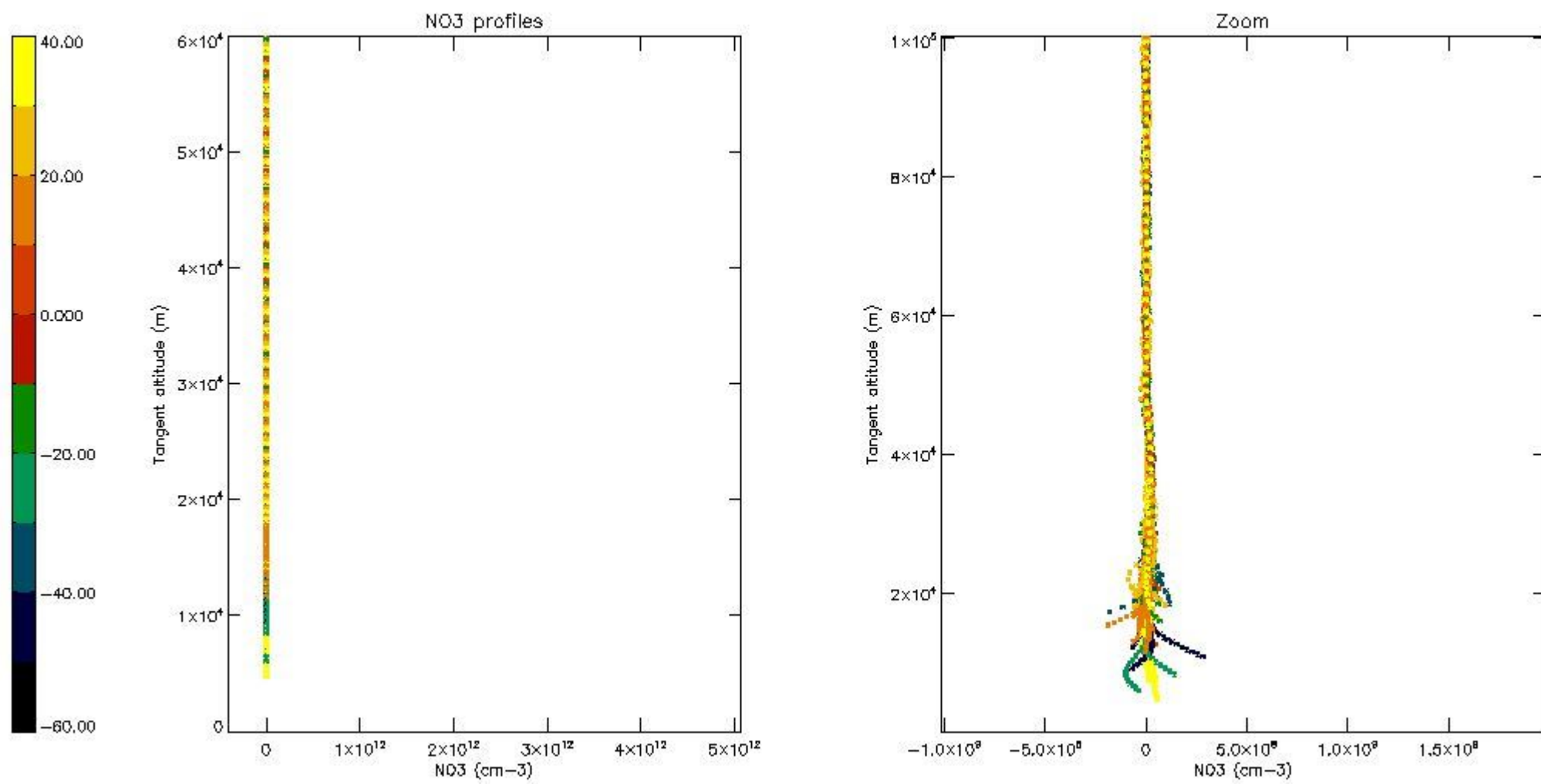
*5.6 Plot NO<sub>2</sub> profiles for all STD (dark without errors)*

The colorbar represents the latitude.



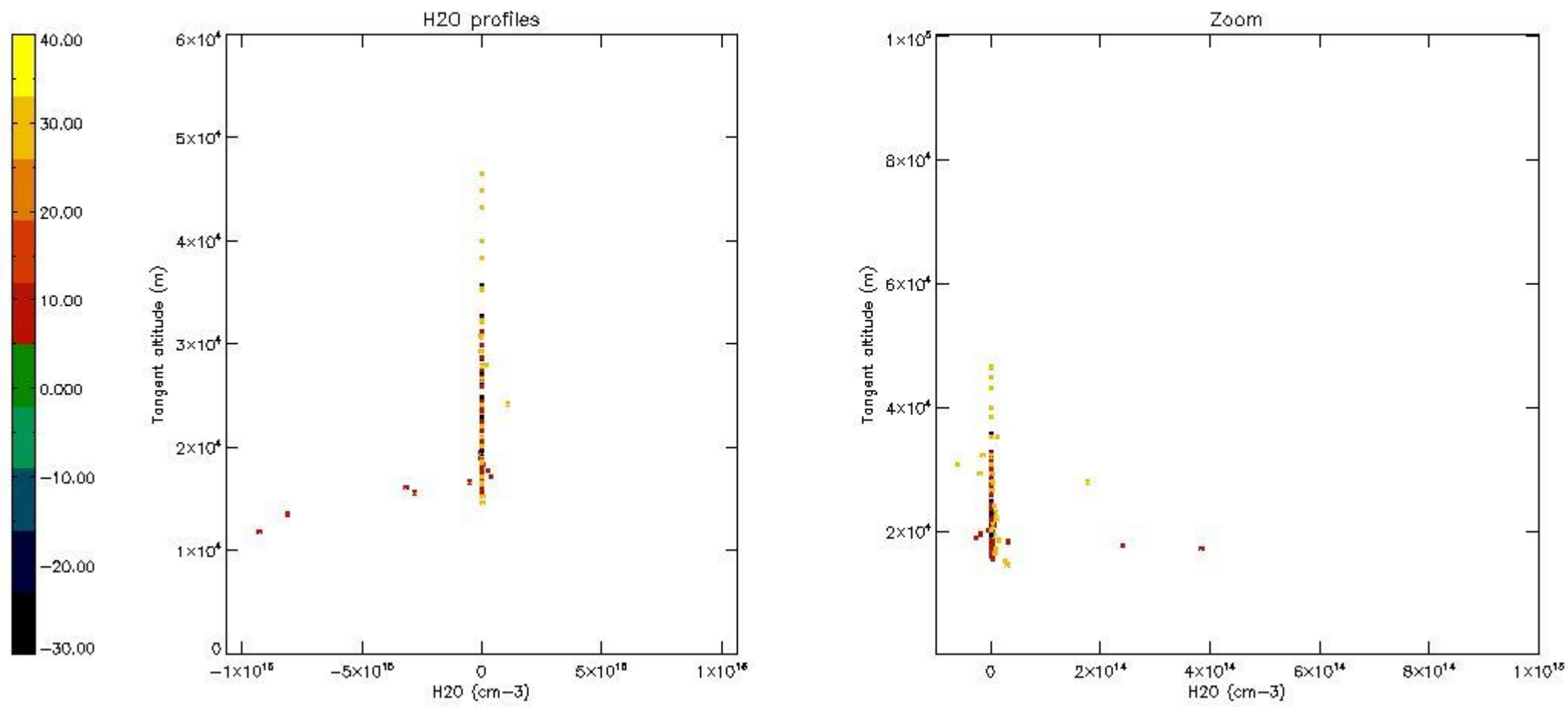
*5.7 Plot NO3 profiles for all STD (dark without errors)*

The colorbar represents the latitude.



*5.8 Plot H2O profiles for all STD (only for occultations of stars 1,2,3,4,13,14,16,26,63 dark without errors)*

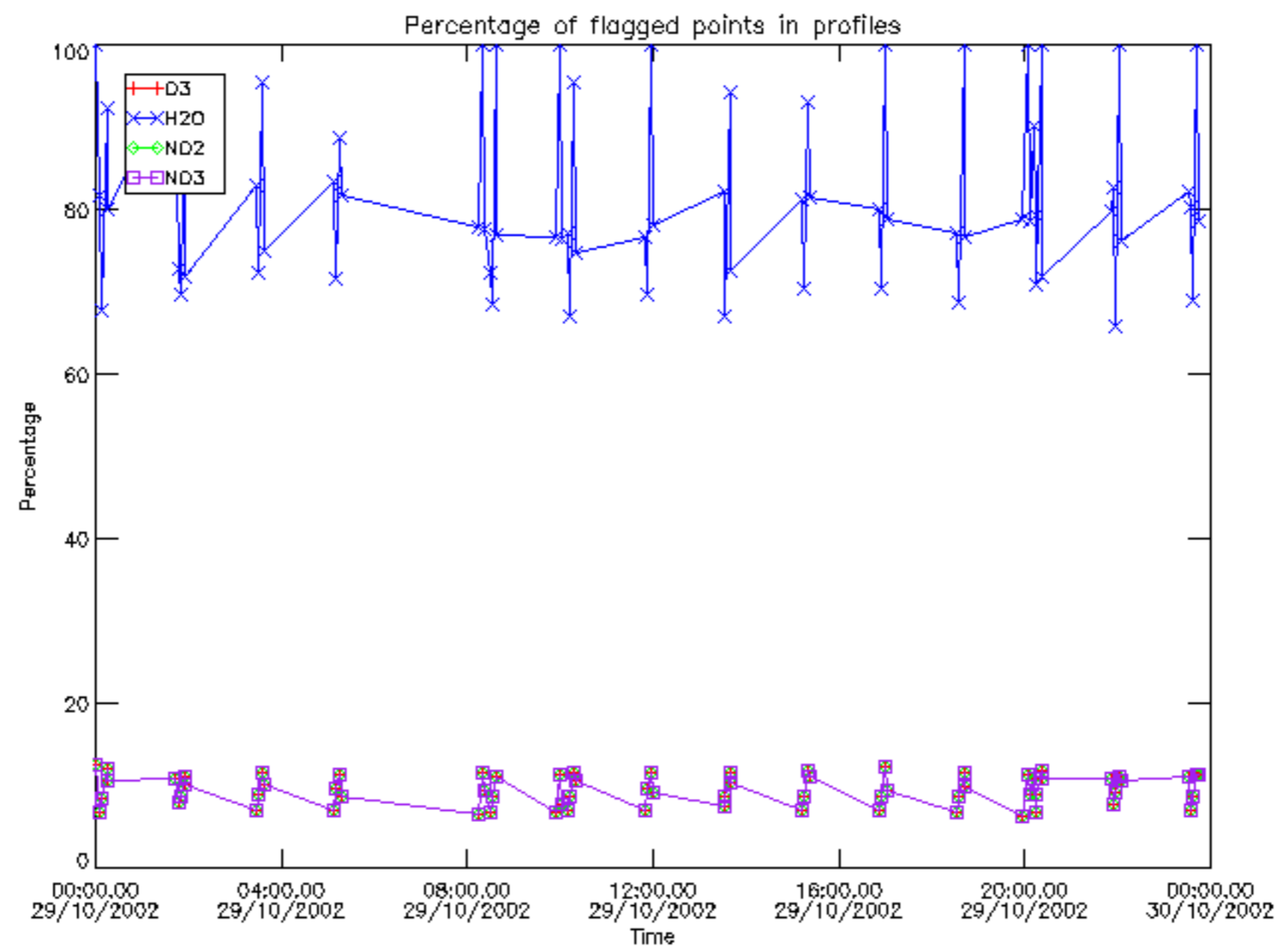
The colorbar represents the latitude.



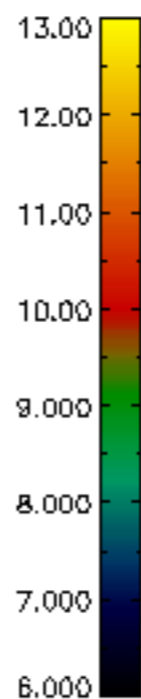
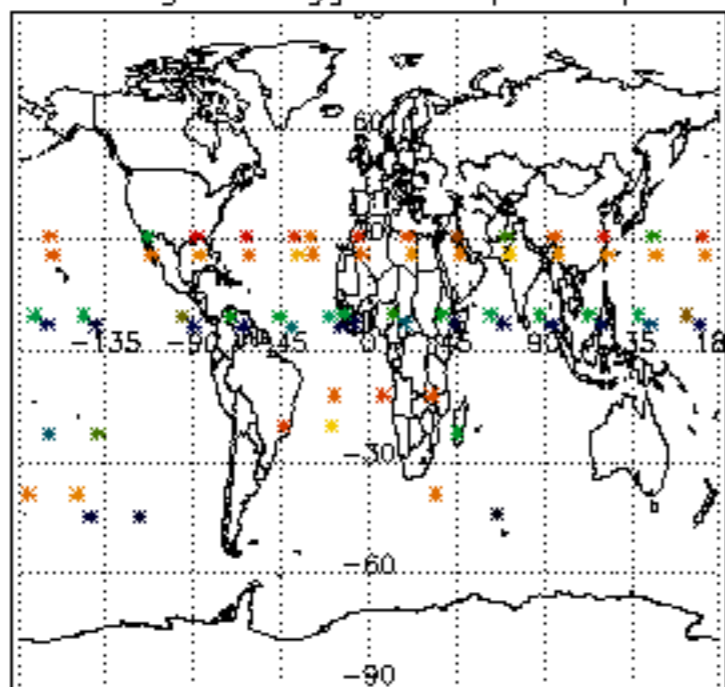
## 6. Auxiliary Data Files used for the production reported in section 2

The number reported in the third column indicates since which file (see list in section 2) the corresponding auxiliary file has been used. The fourth column is the date of those product files.

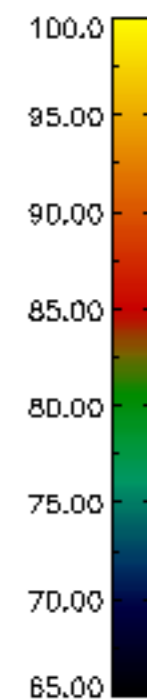
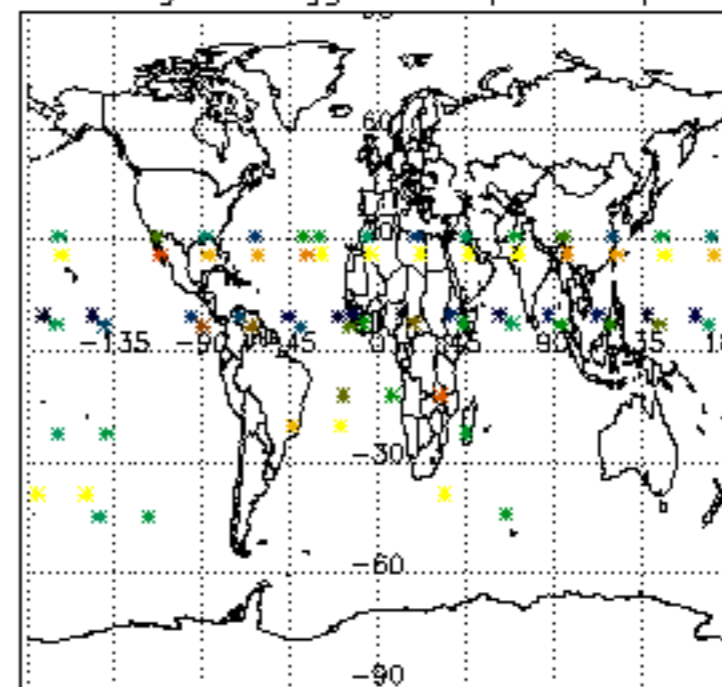
Type	Auxiliary Filename	Used since product	Used since product date
INST_PHYS_CHARACTERISTICS	GOM_INS_AXNIEC20050627_150440_20020301_000000_20100101_000000	1	29-OCT-2002 00:00:37
LEVEL-2_PROC_CONFIG	GOM_PR2_AXVIEC20091111_152718_20020301_000000_20500101_000000	1	29-OCT-2002 00:00:37
CROSS_SECTIONS_FILE	GOM_CRS_AXVIEC20091111_154832_20020301_000000_20500101_000000	1	29-OCT-2002 00:00:37



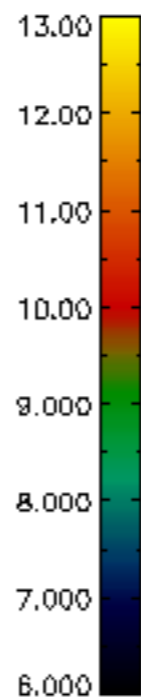
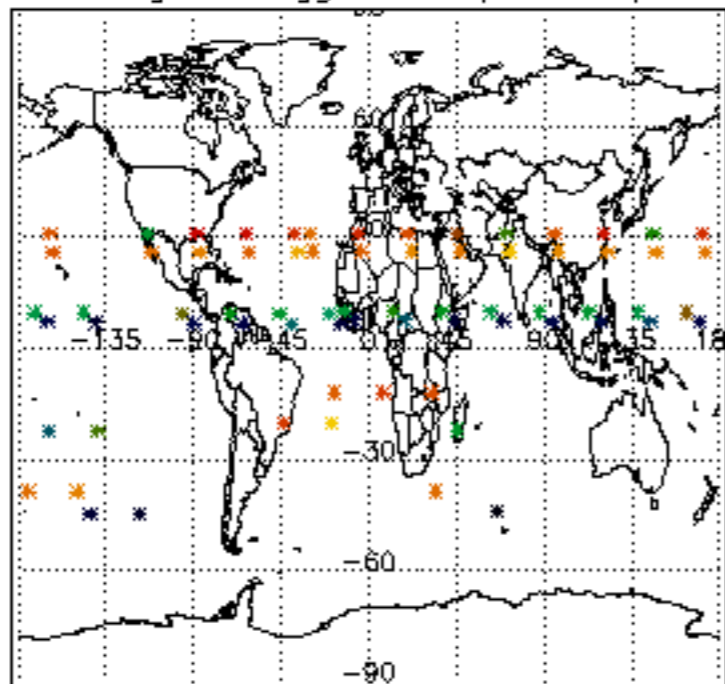
Percentage of flagged data per D3 profile



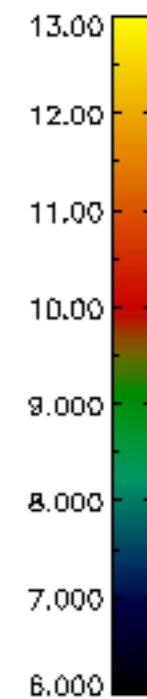
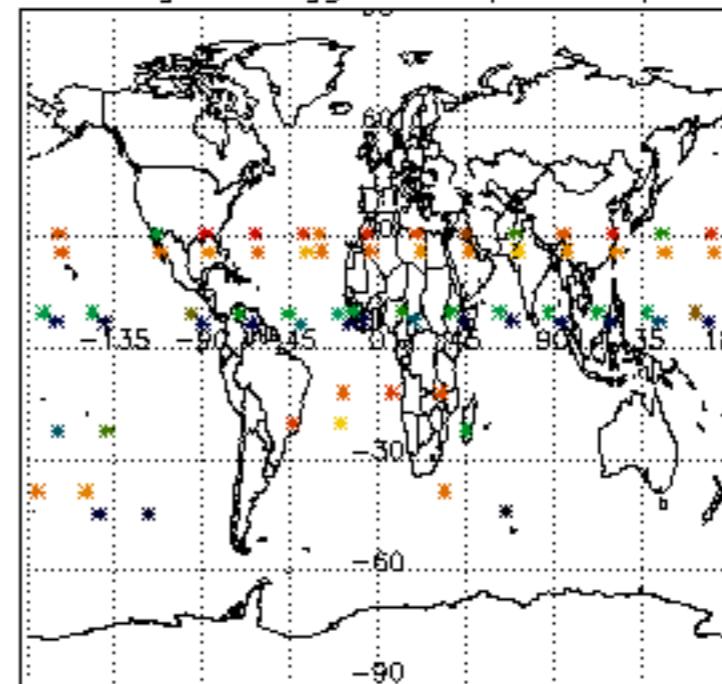
Percentage of flagged data per H2O profile

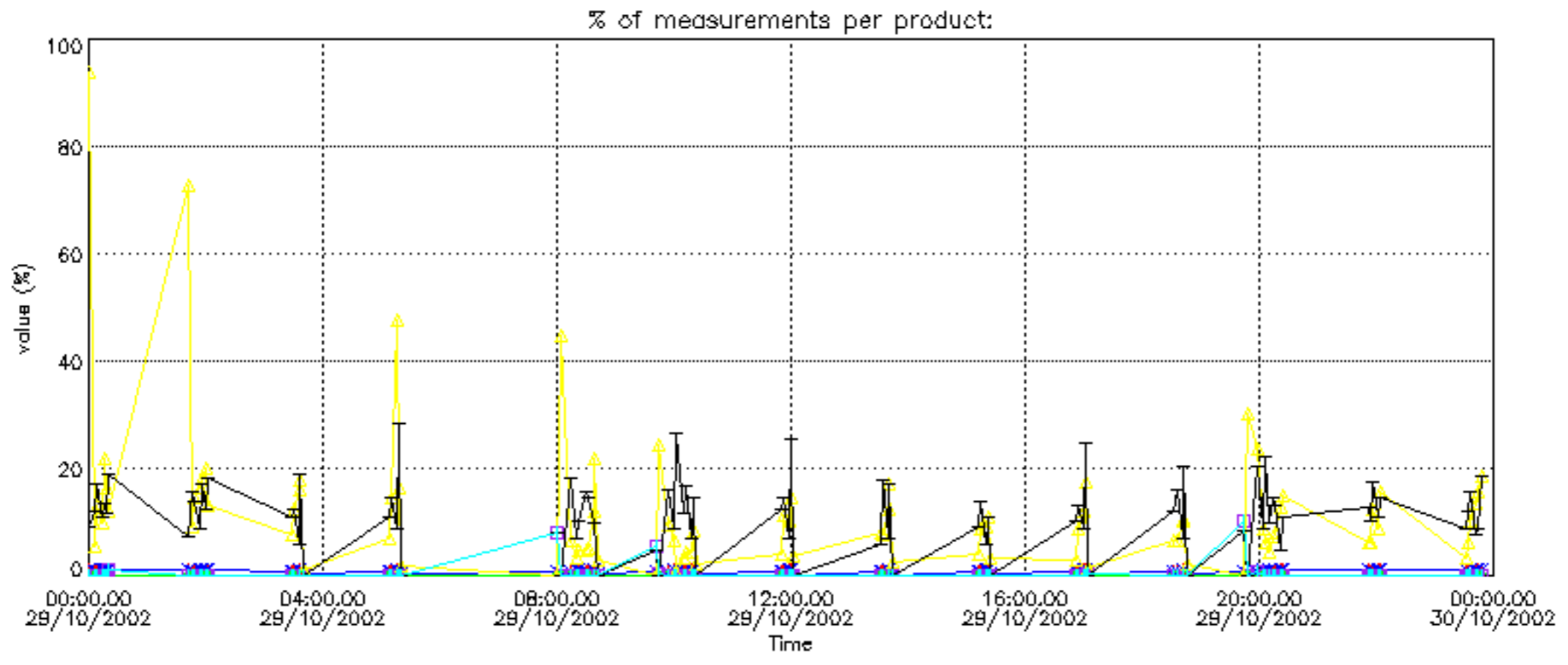
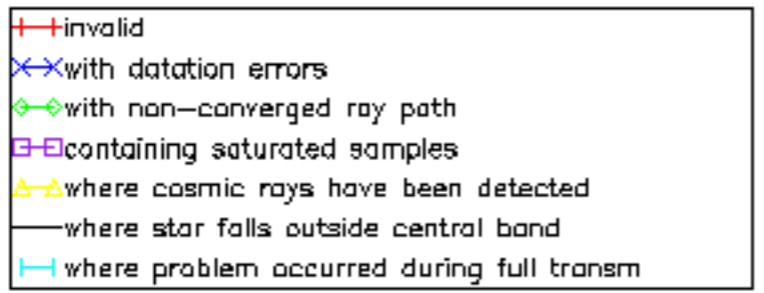


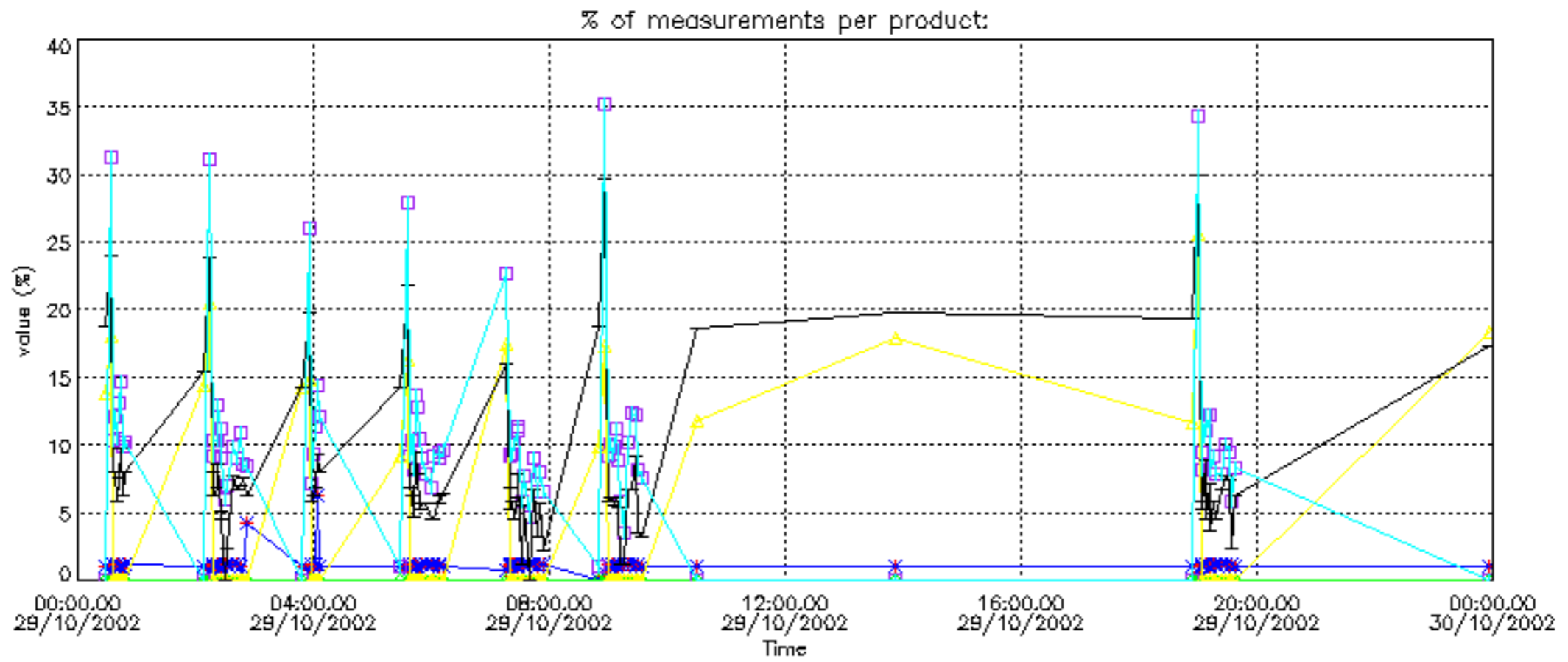
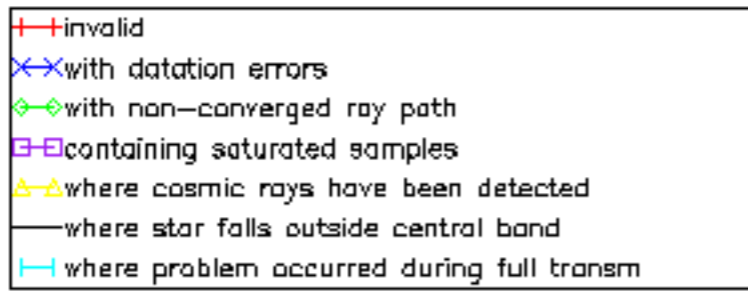
Percentage of flagged data per NO2 profile



Percentage of flagged data per NO3 profile

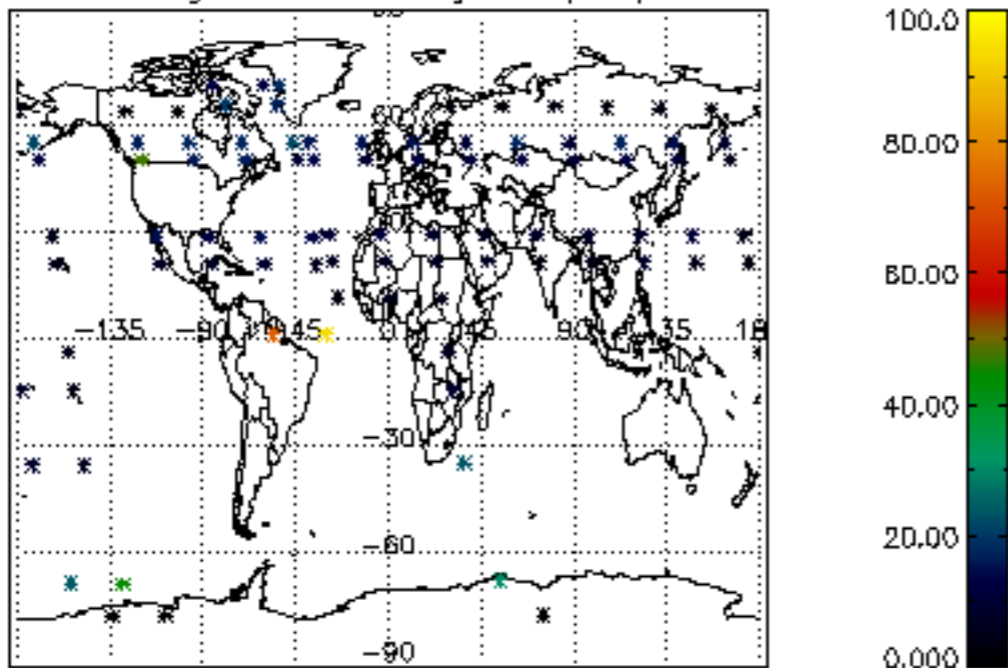




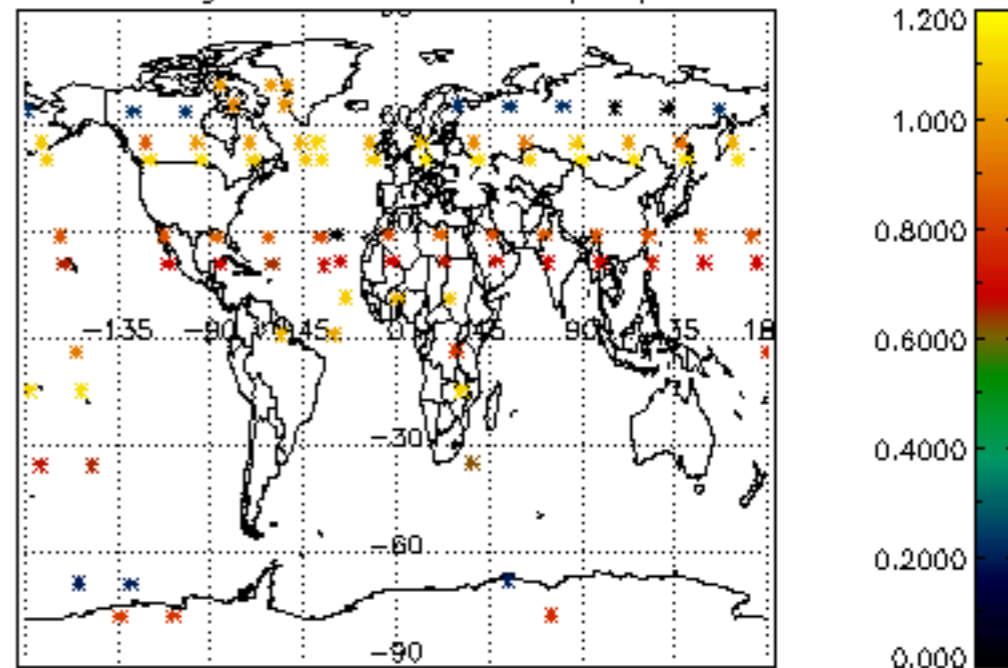




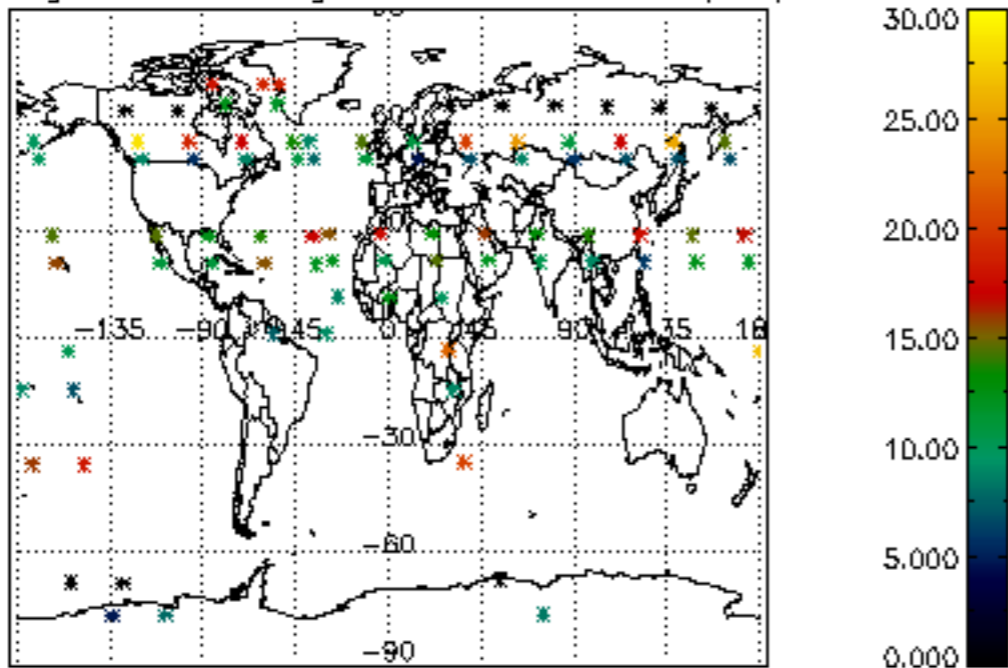
Percentage of cosmic ray hits per profile



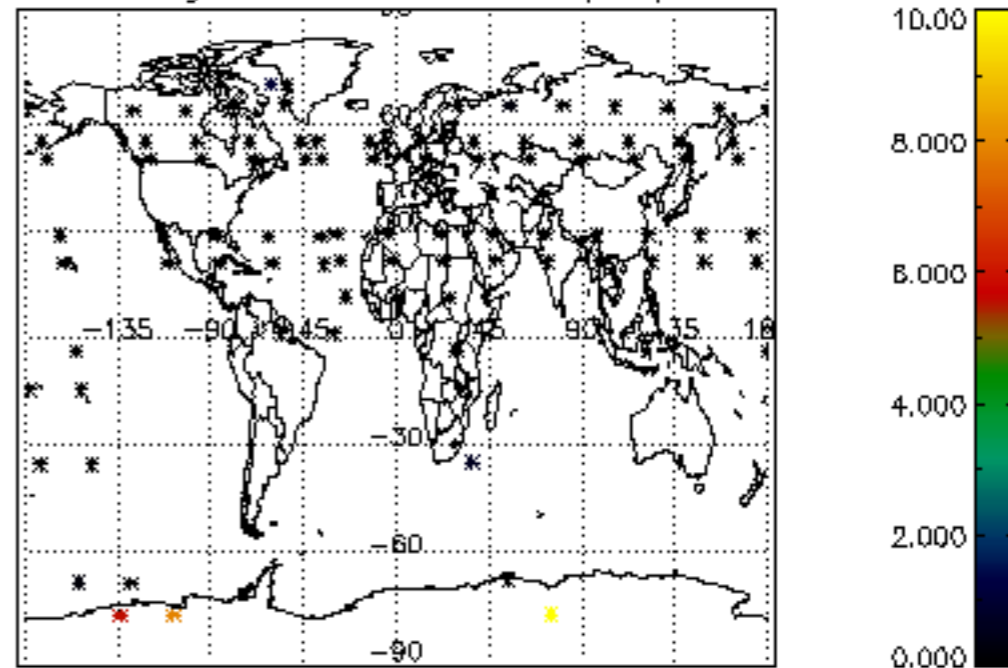
Percentage of datation errors per profile



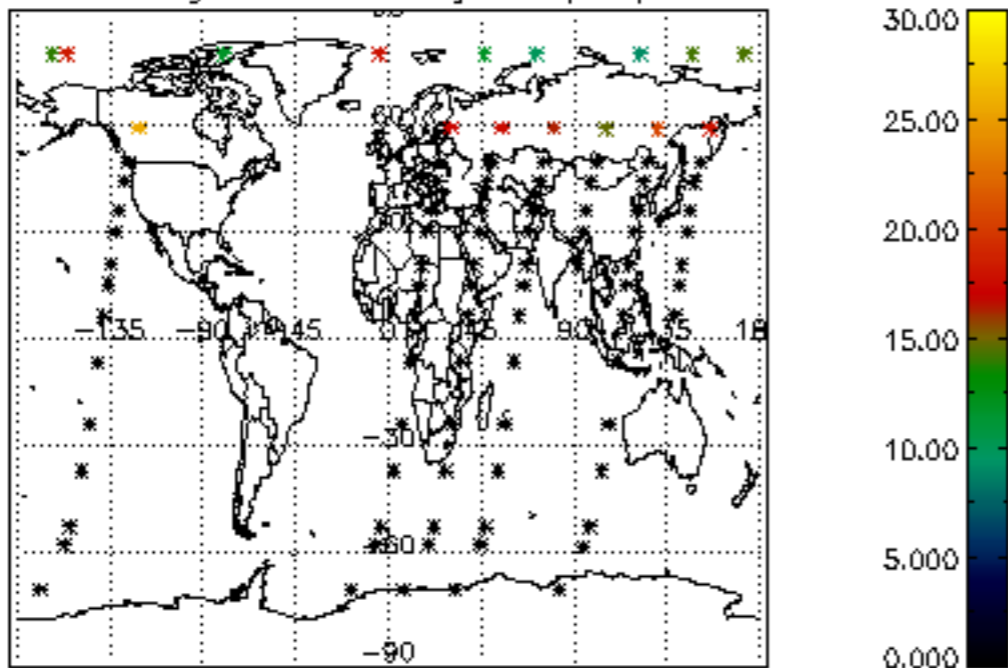
Percentage of star falling outside central band per profile



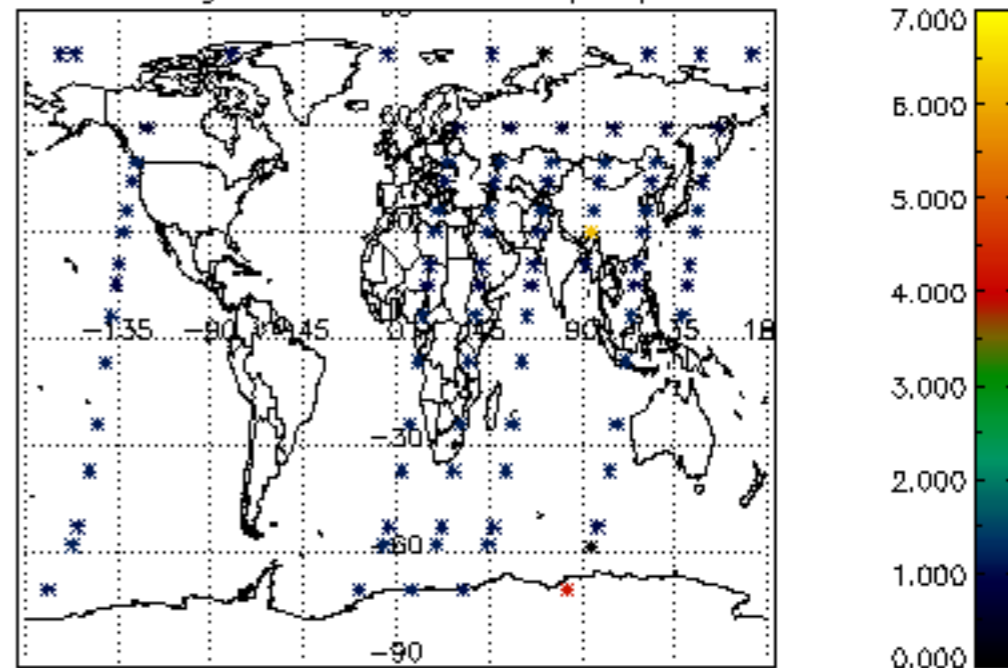
Percentage of saturation errors per profile



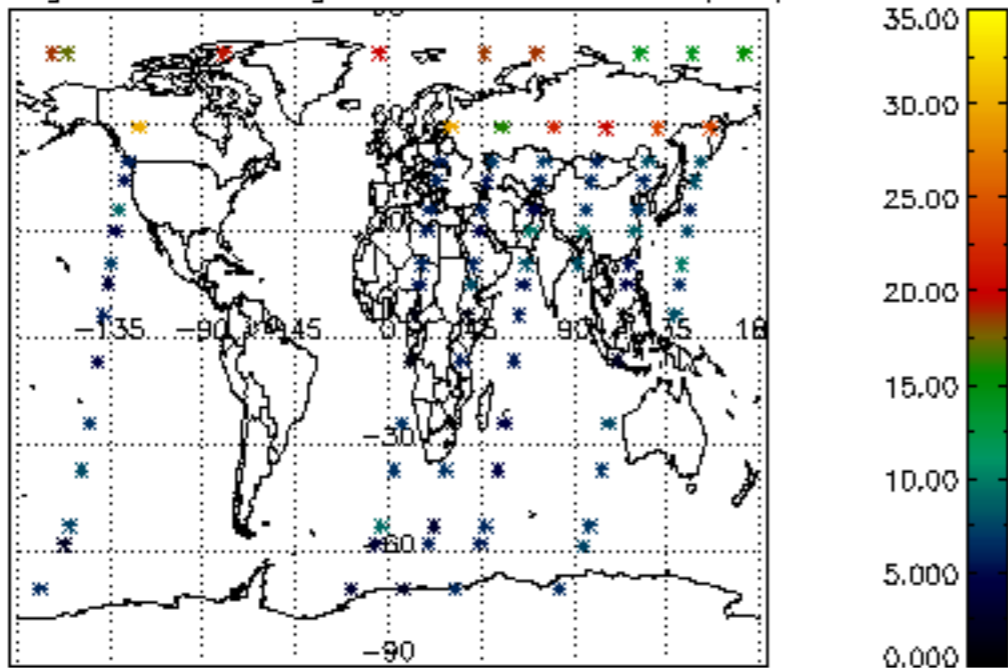
Percentage of cosmic ray hits per profile



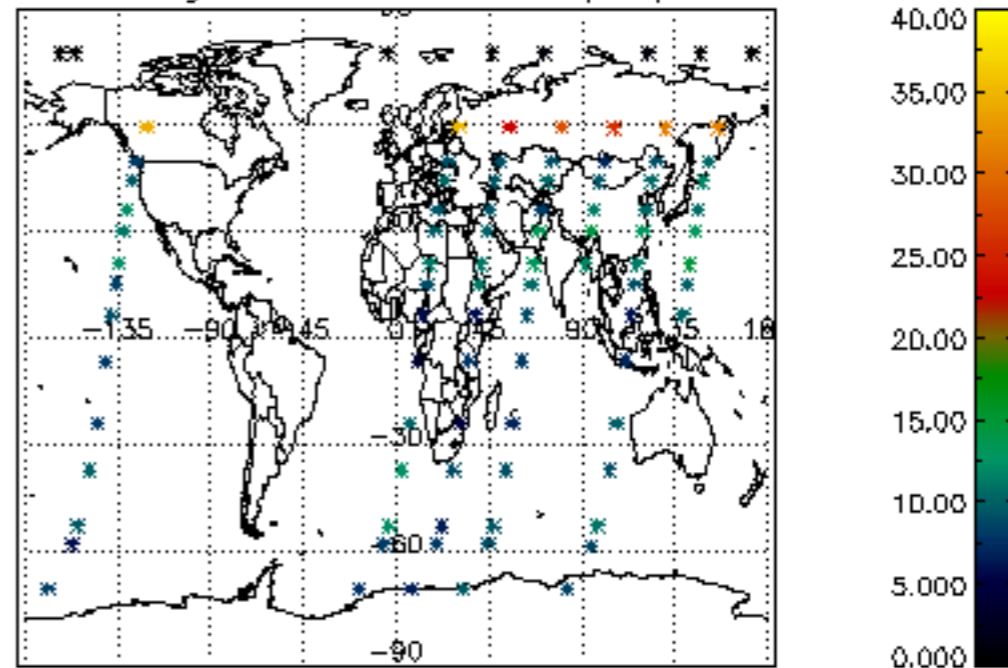
Percentage of datation errors per profile

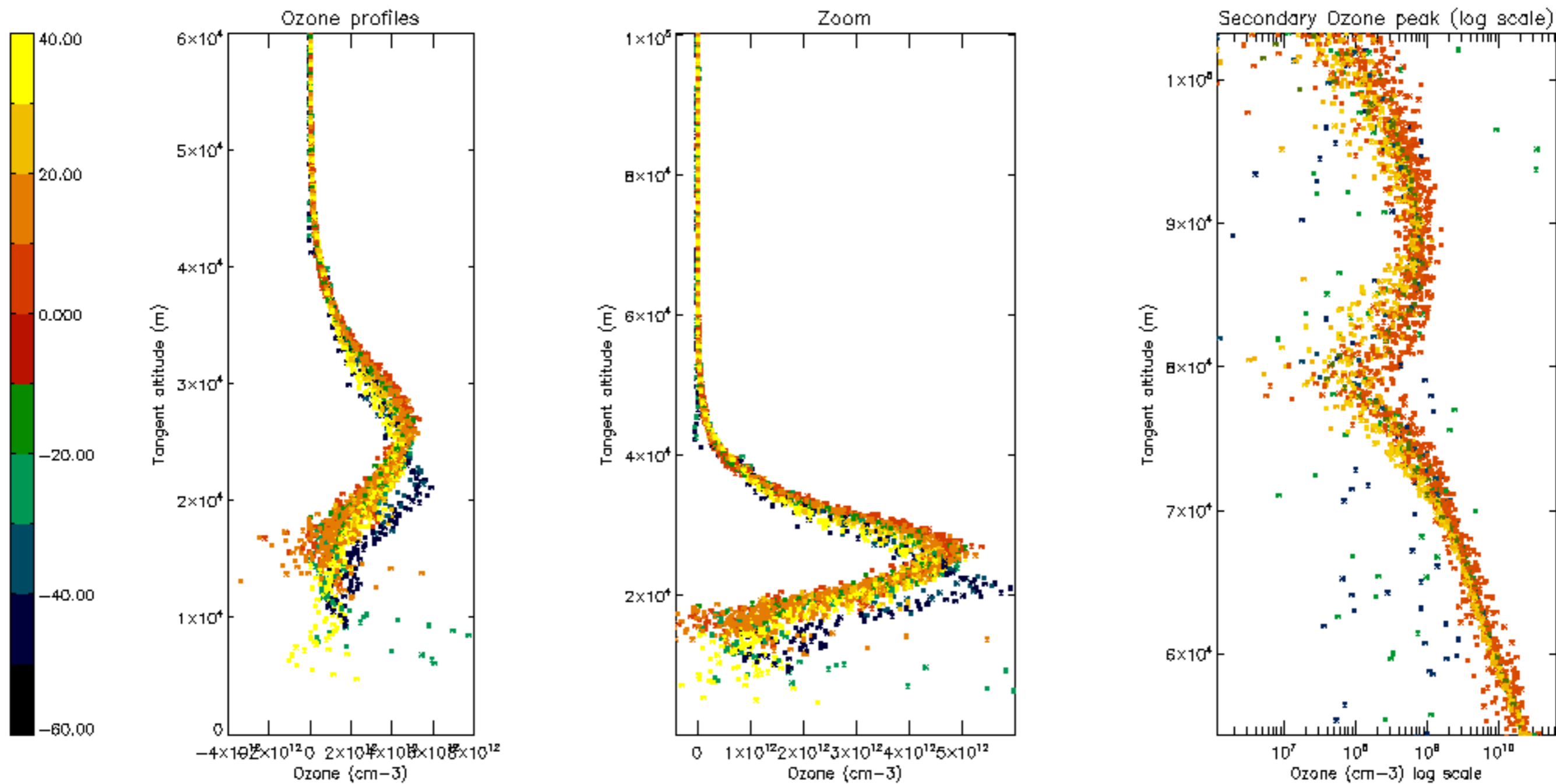


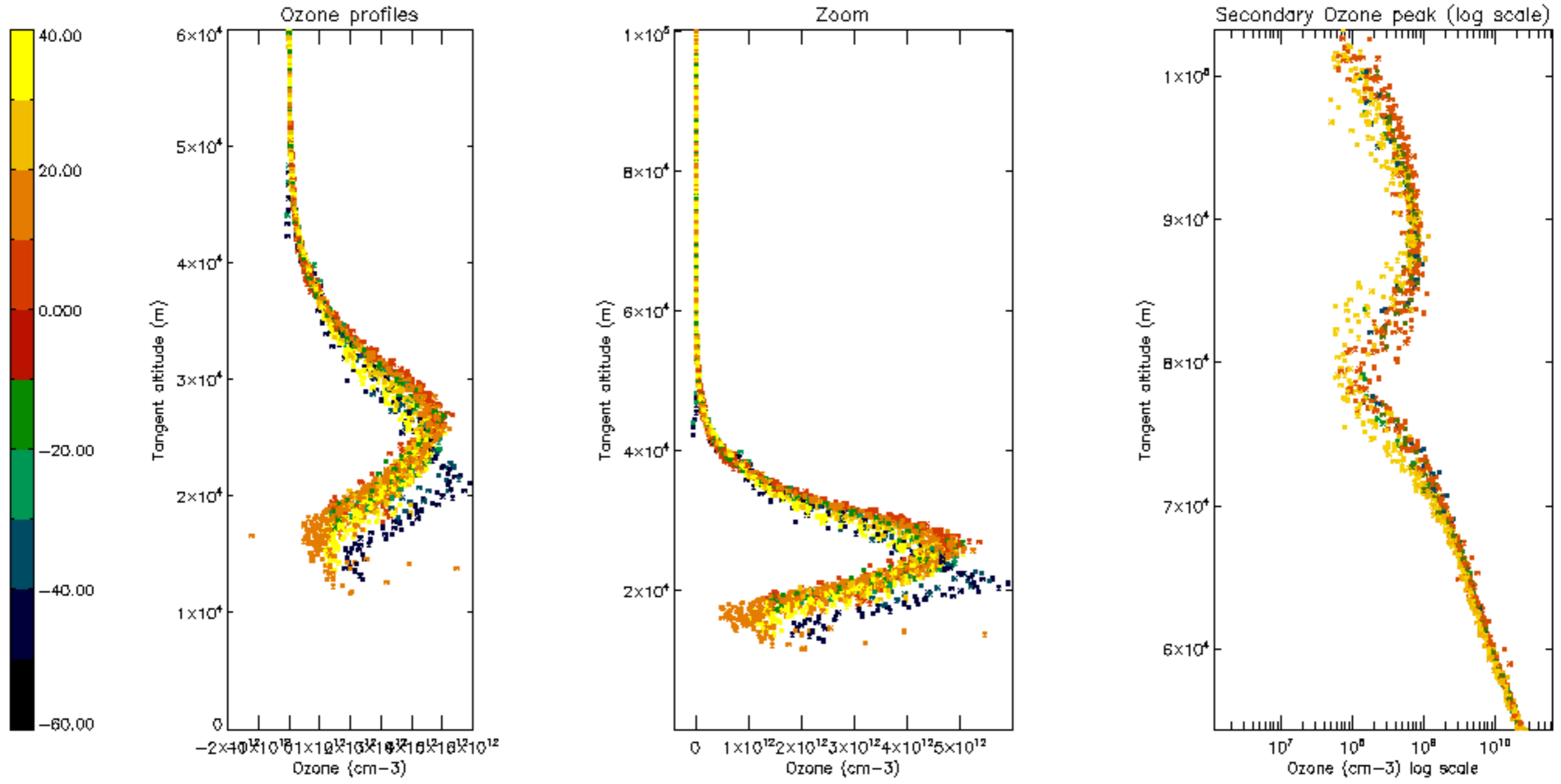
Percentage of star falling outside central band per profile

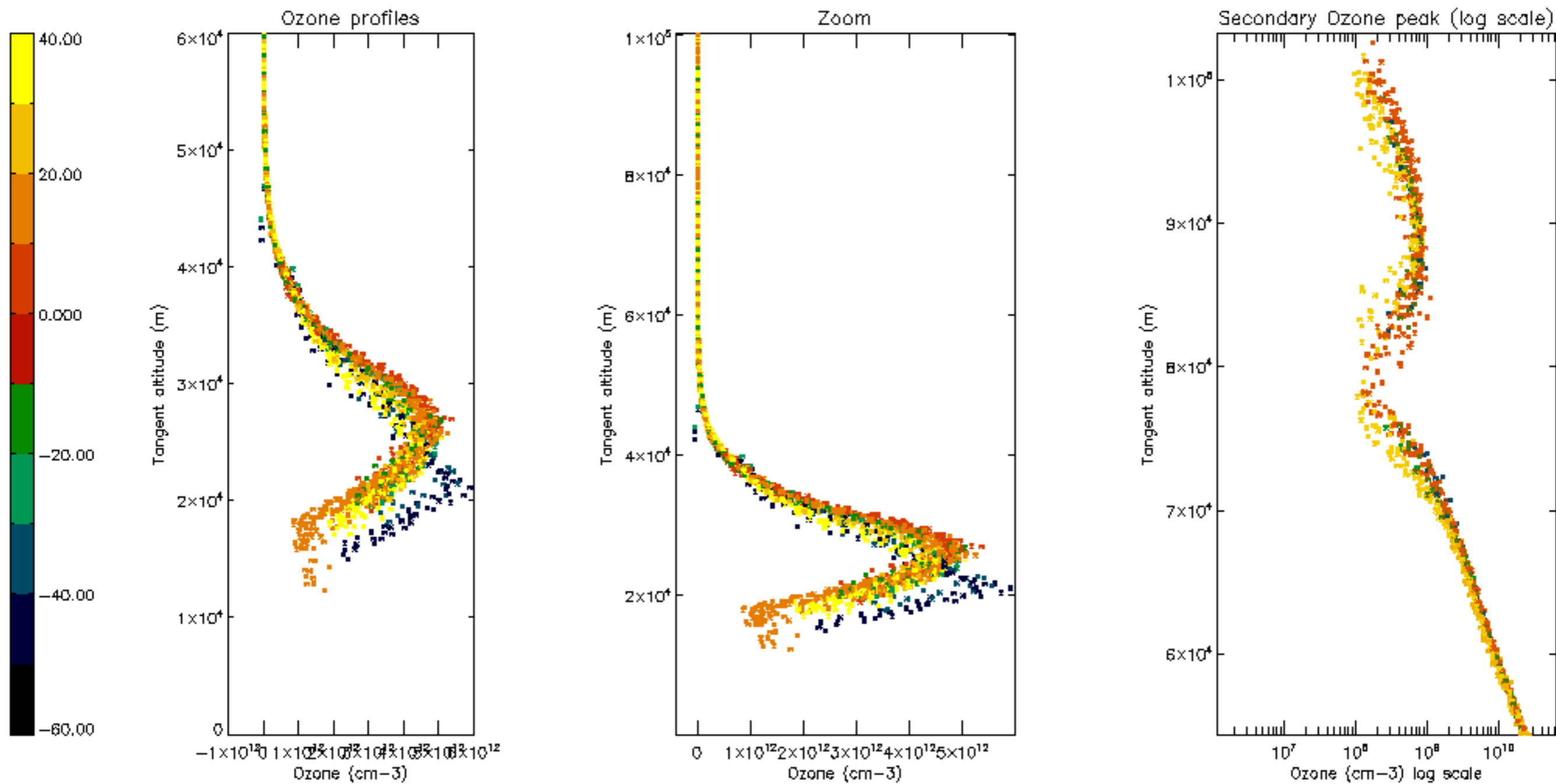


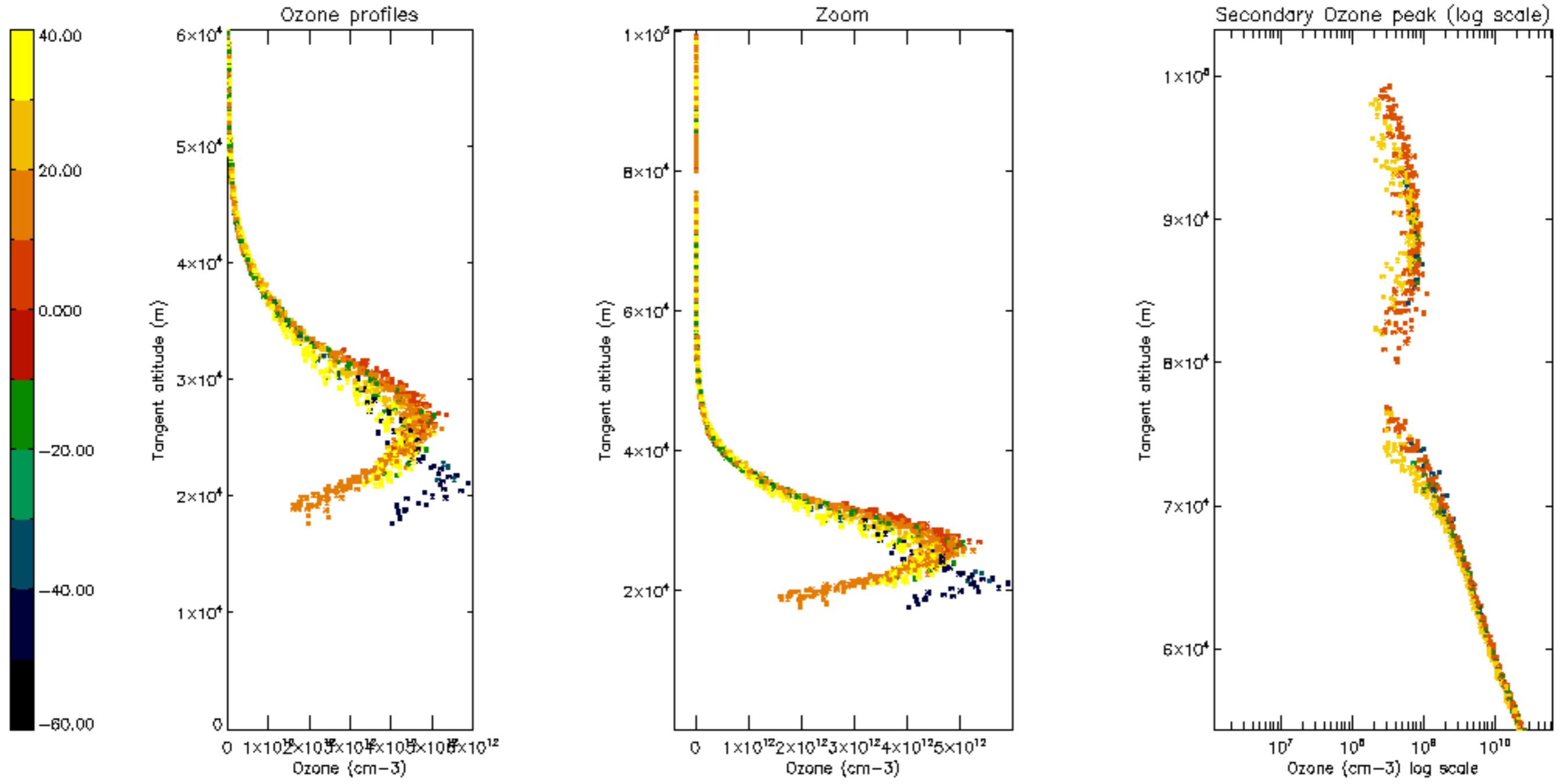
Percentage of saturation errors per profile

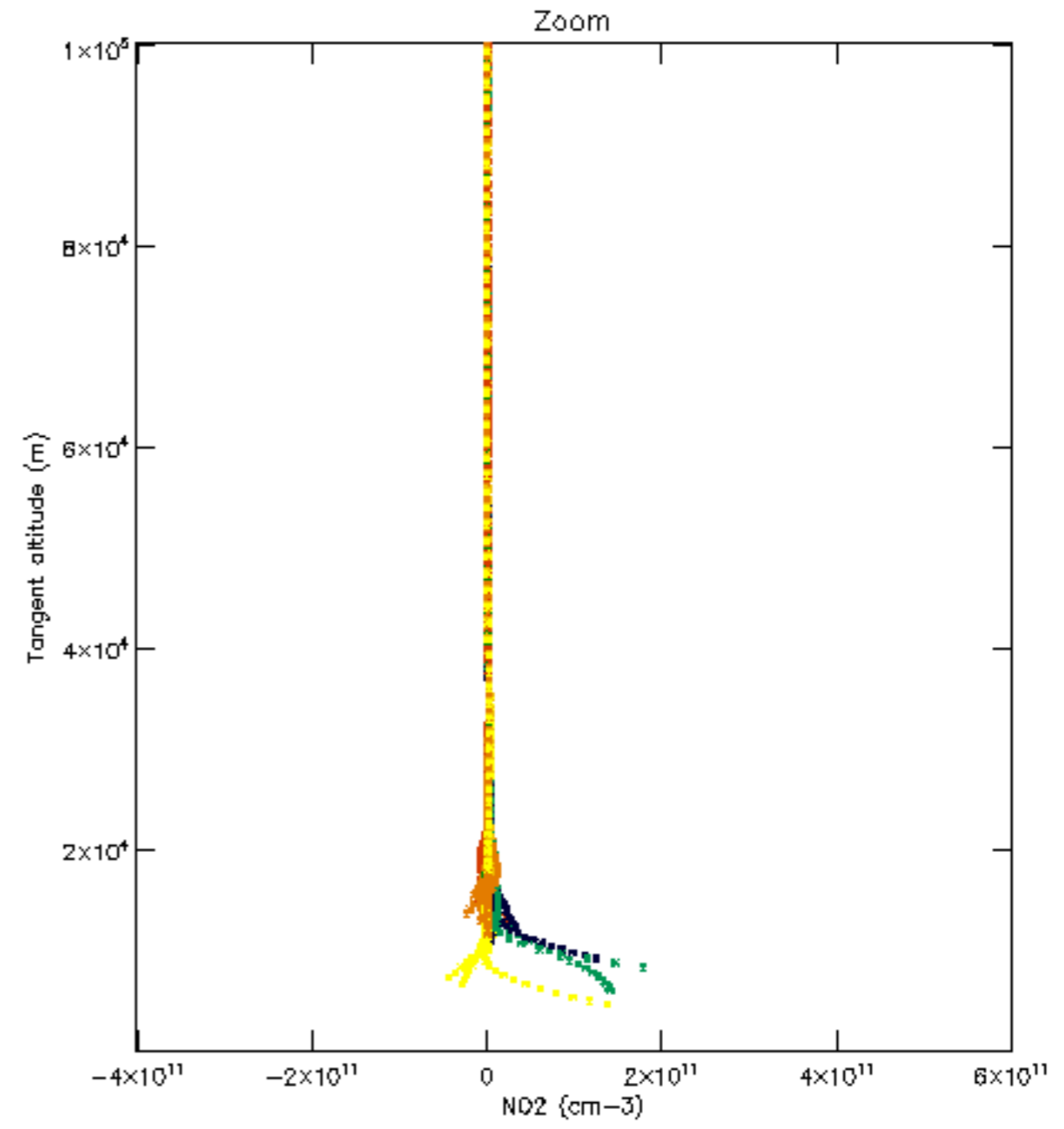
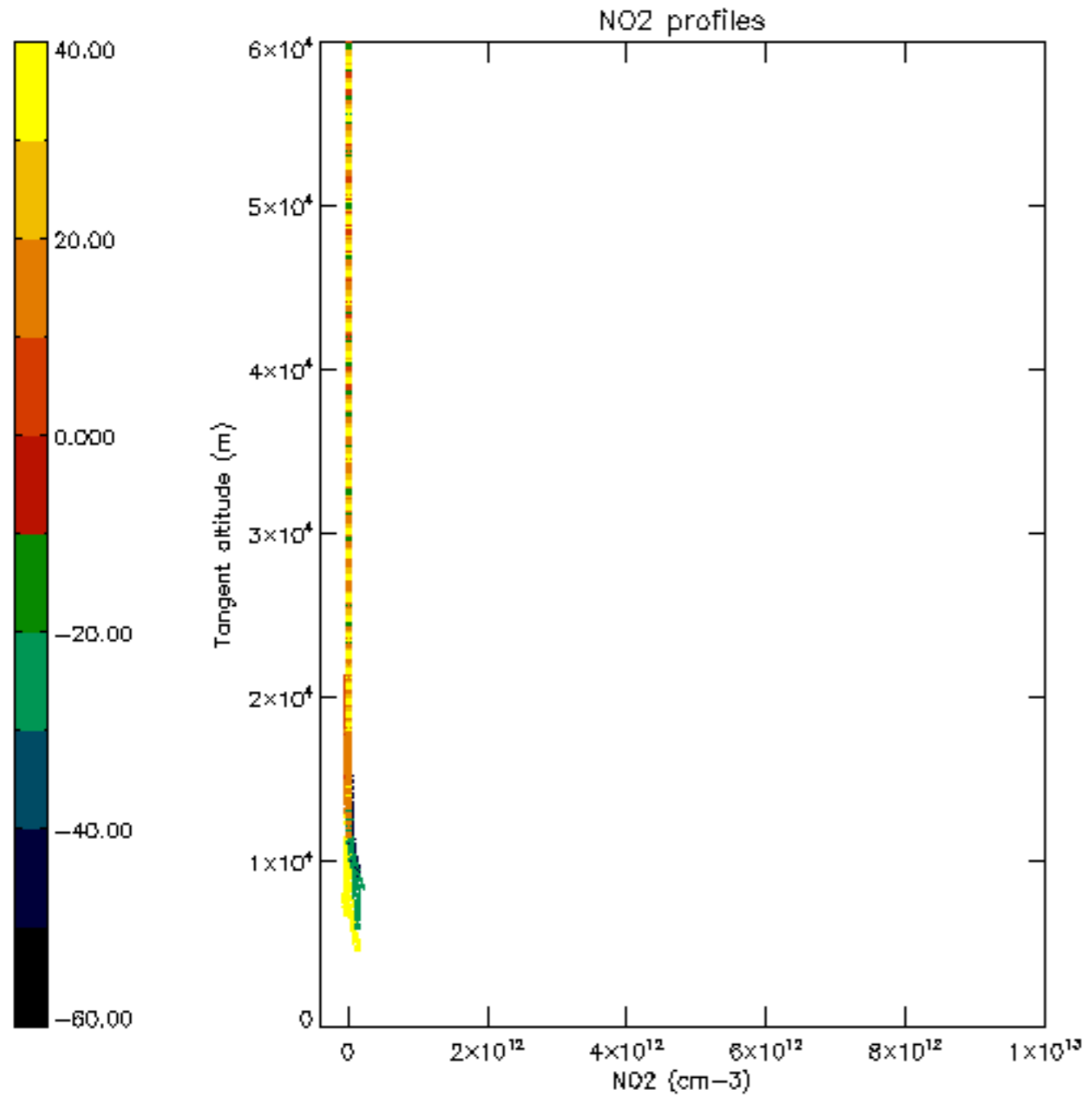


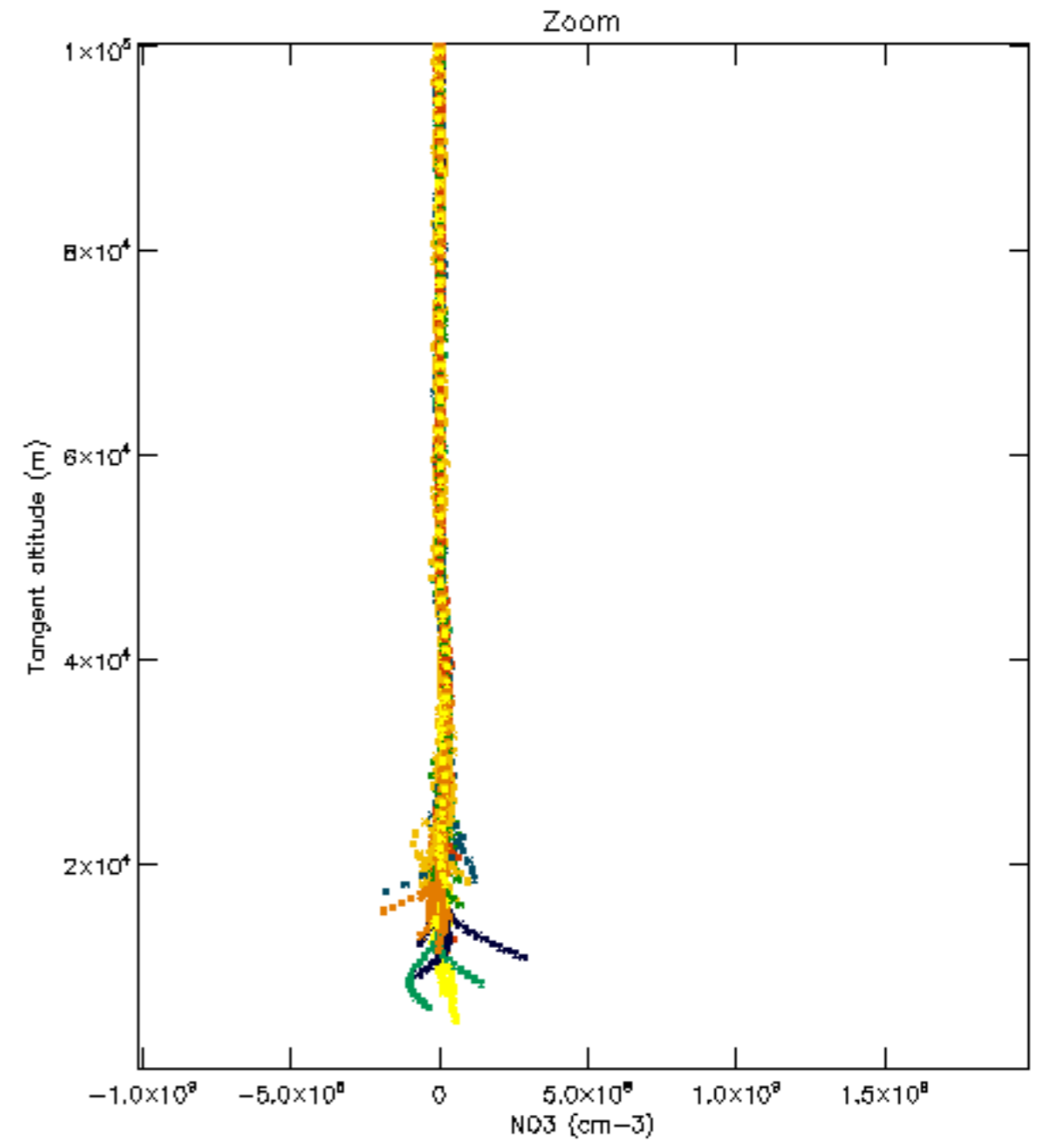
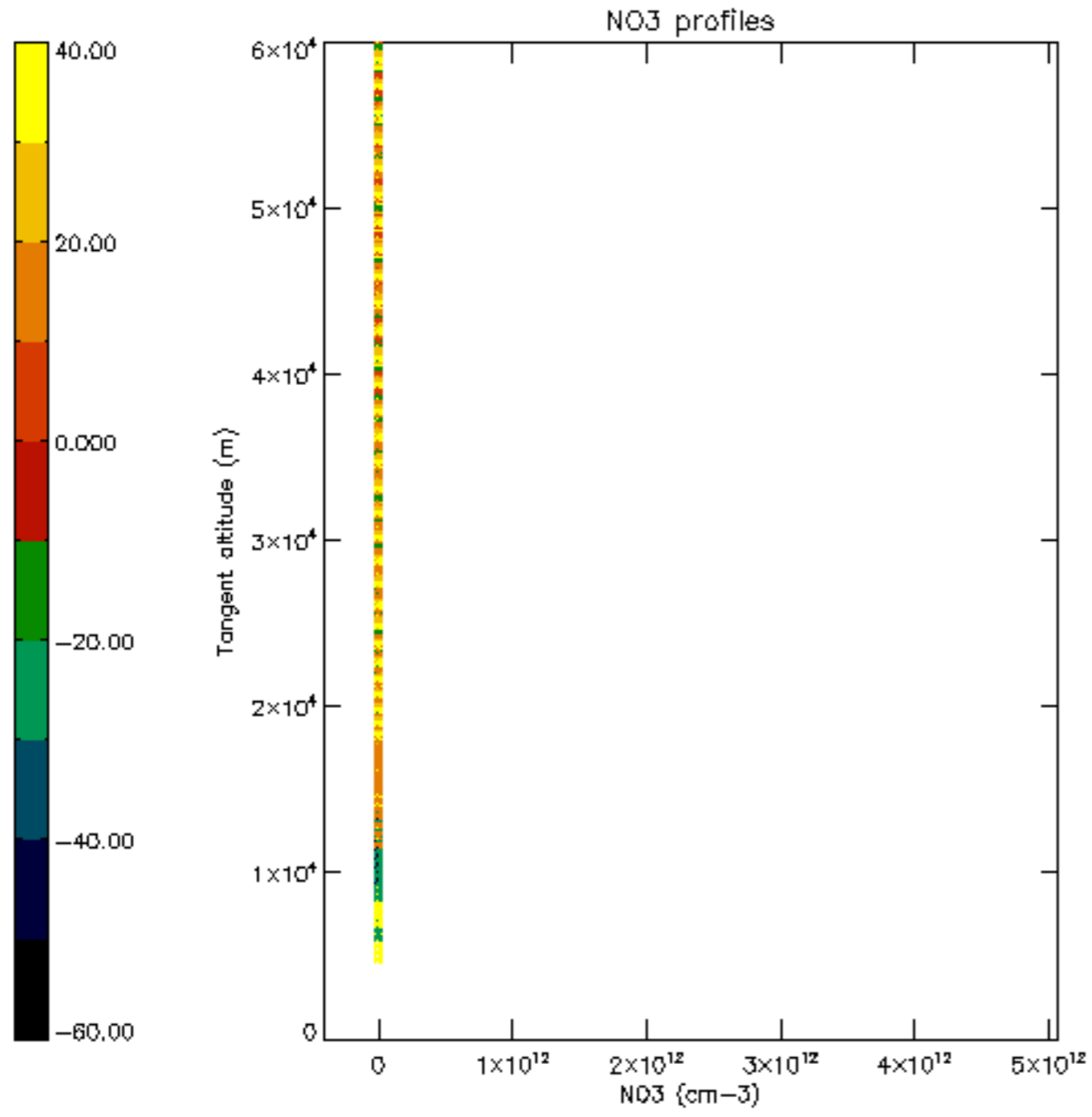




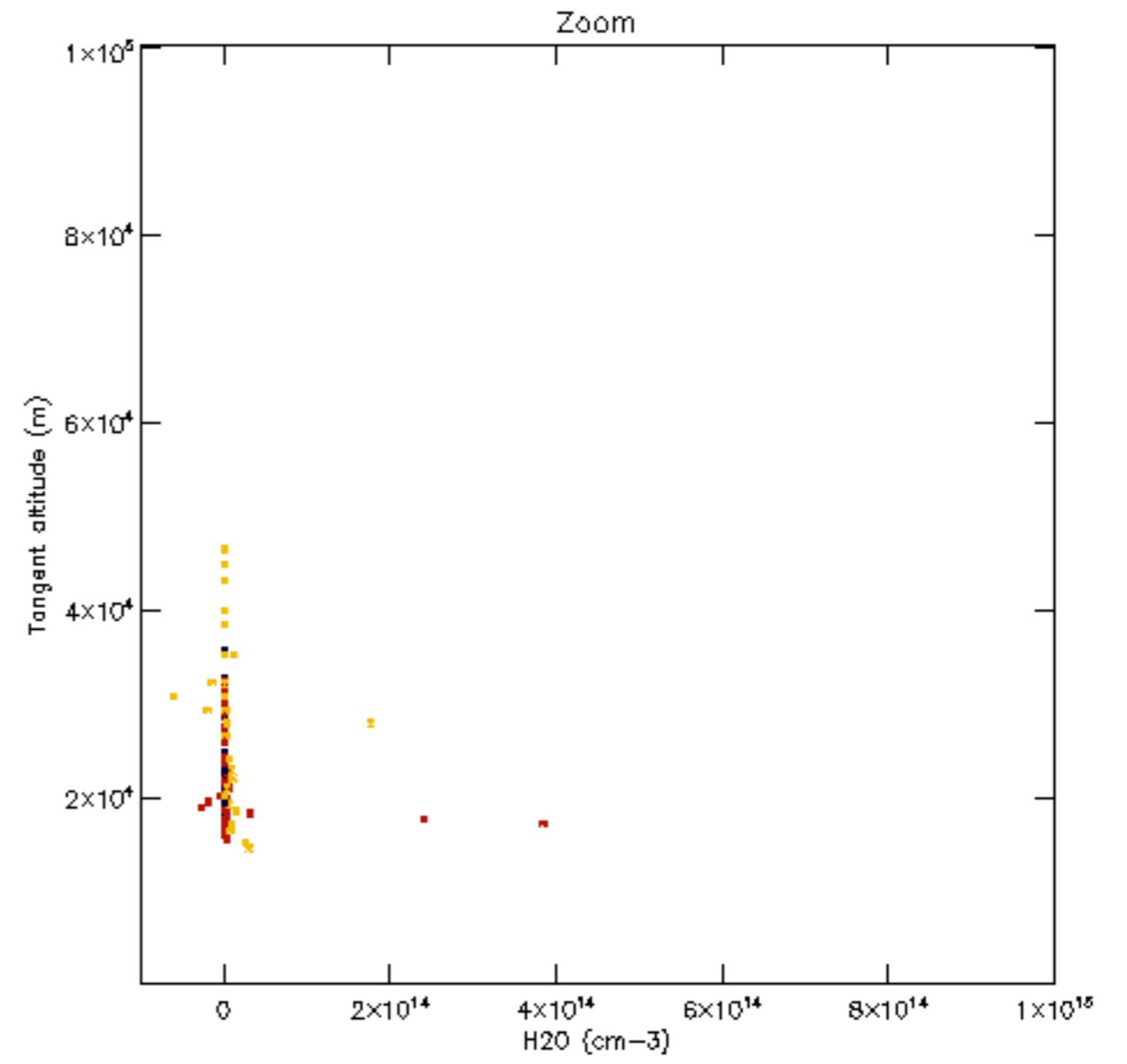
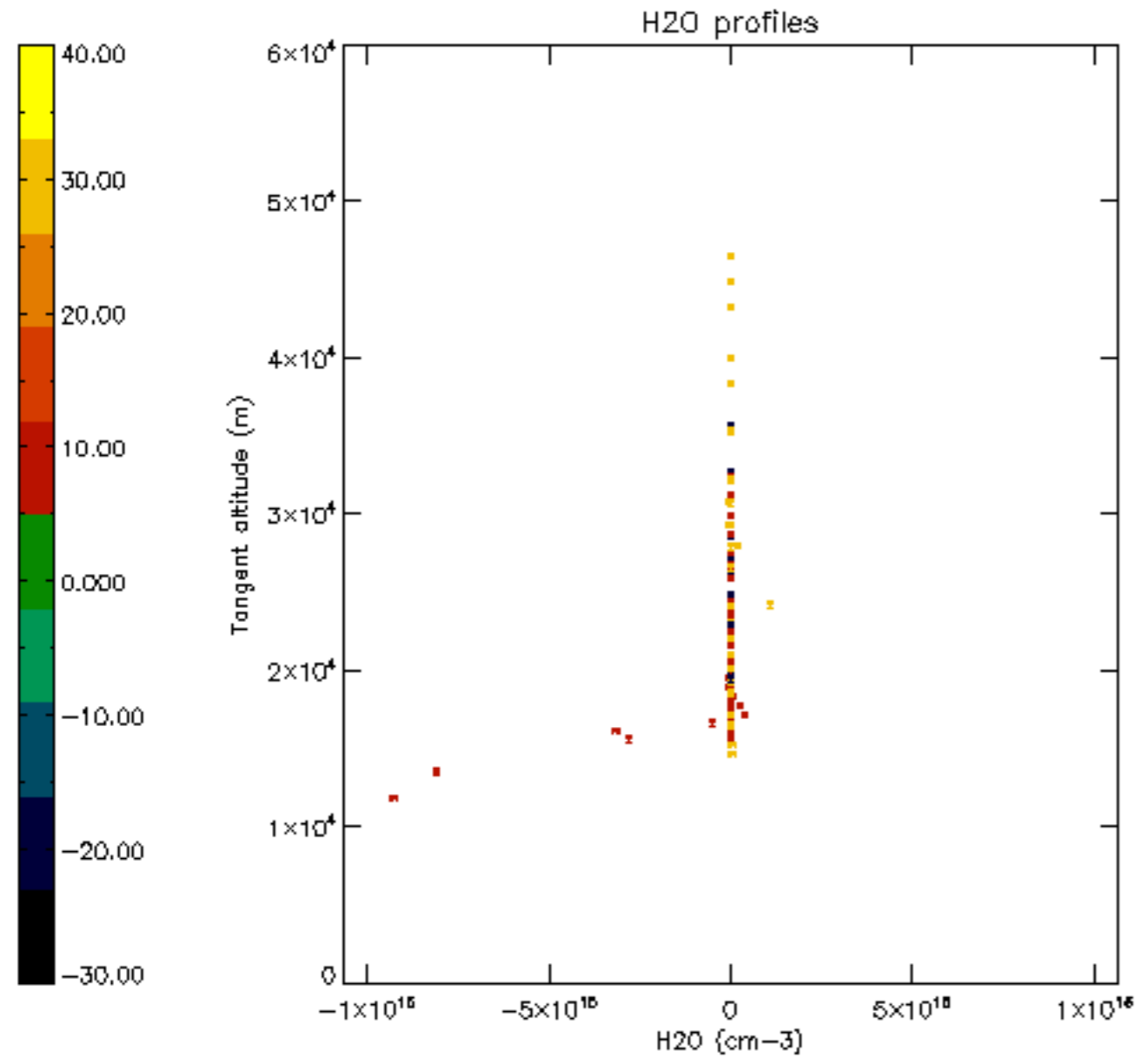


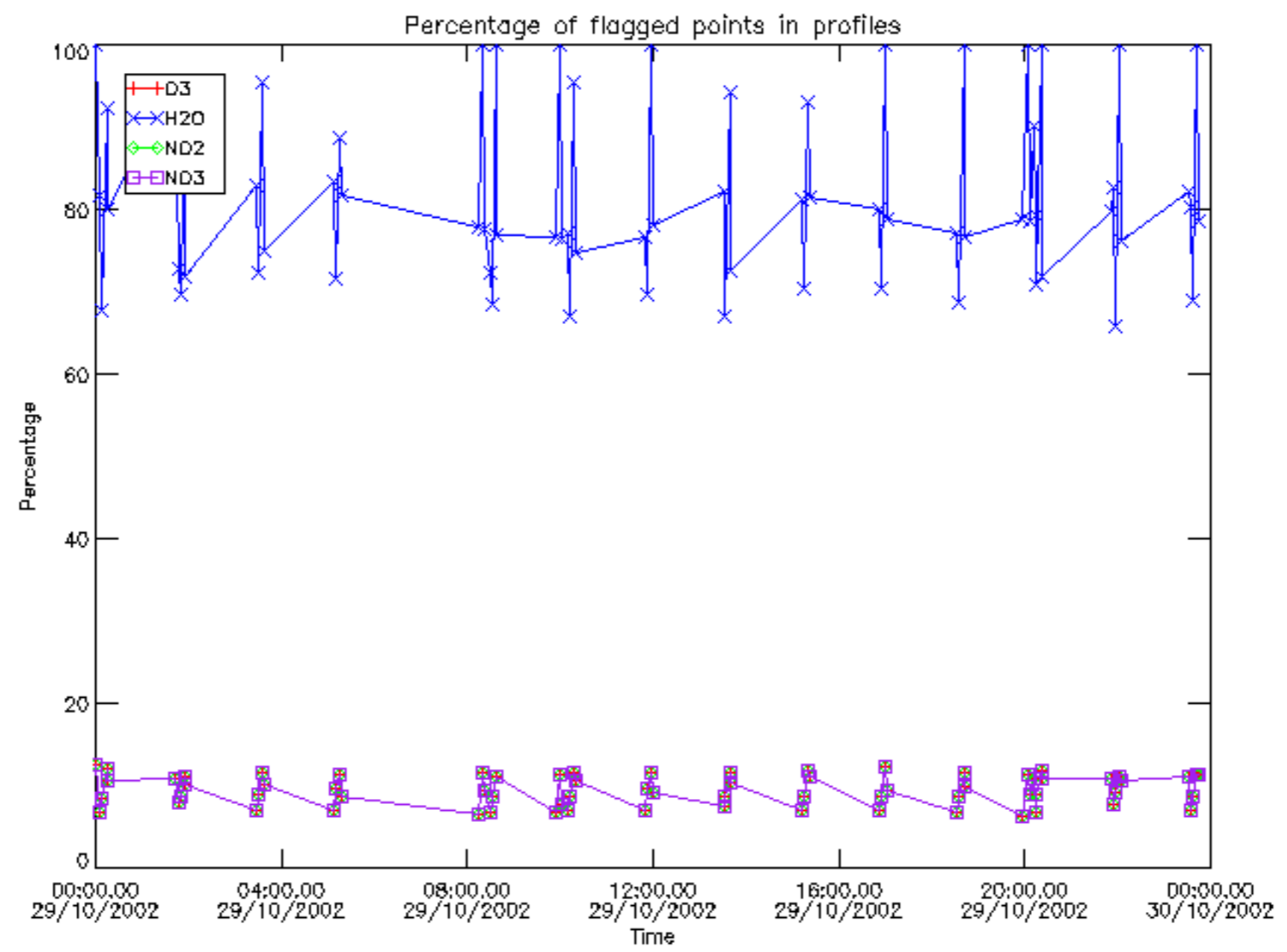




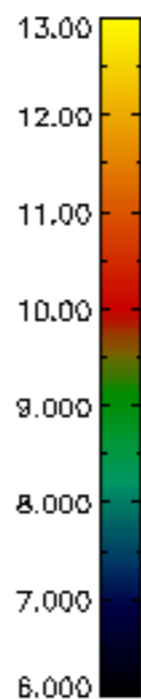
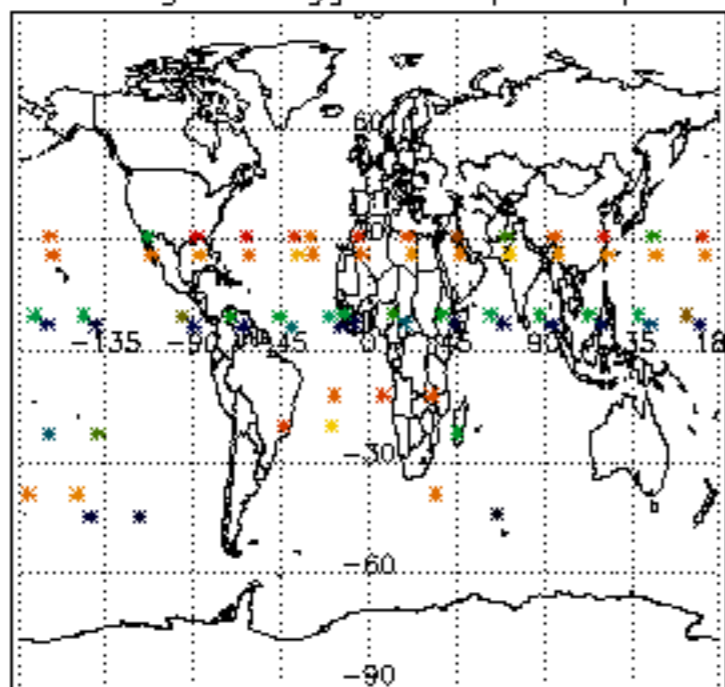




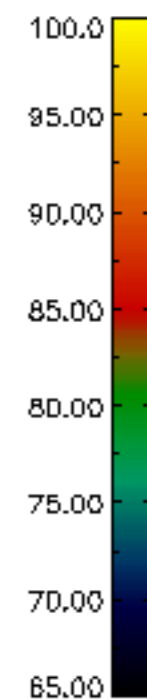
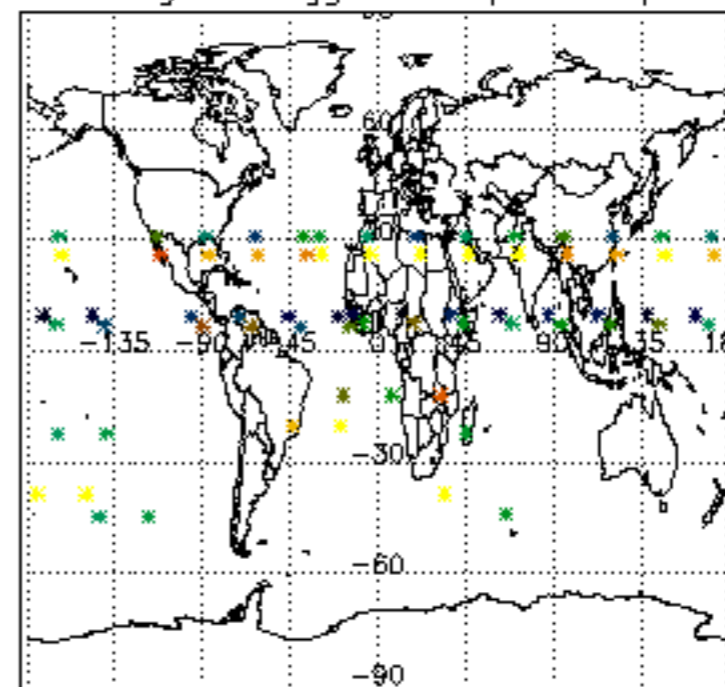




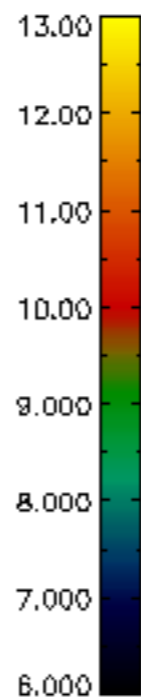
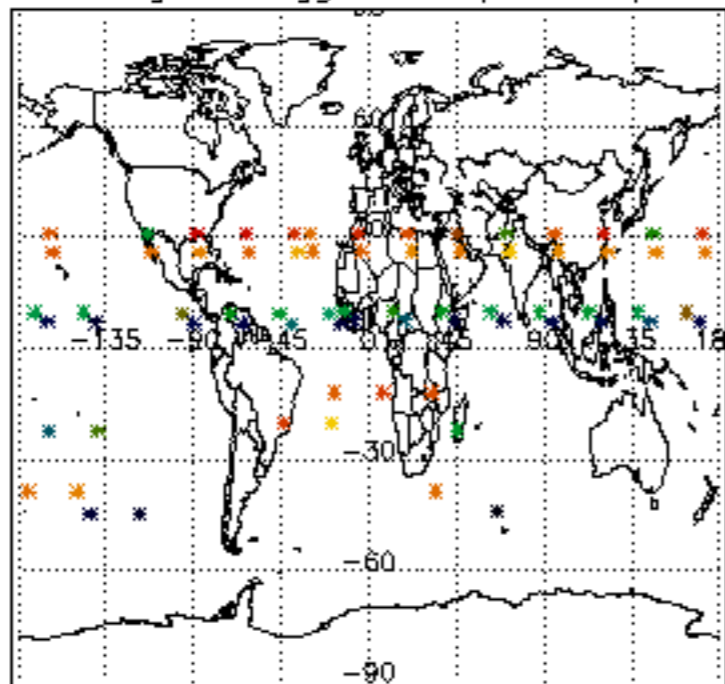
Percentage of flagged data per D3 profile



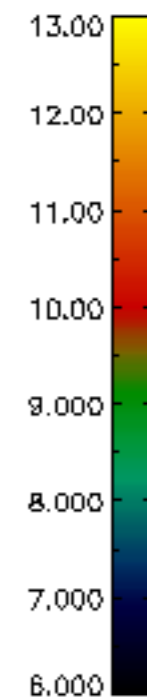
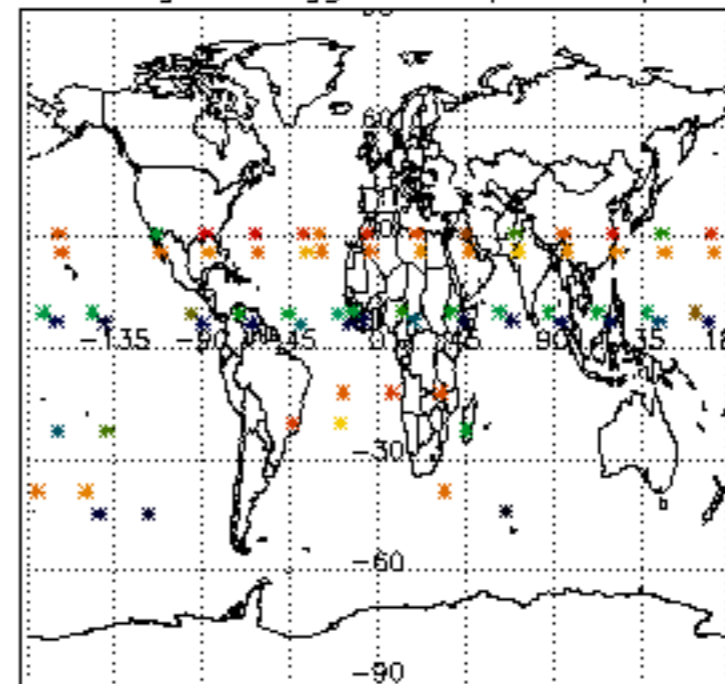
Percentage of flagged data per H2O profile

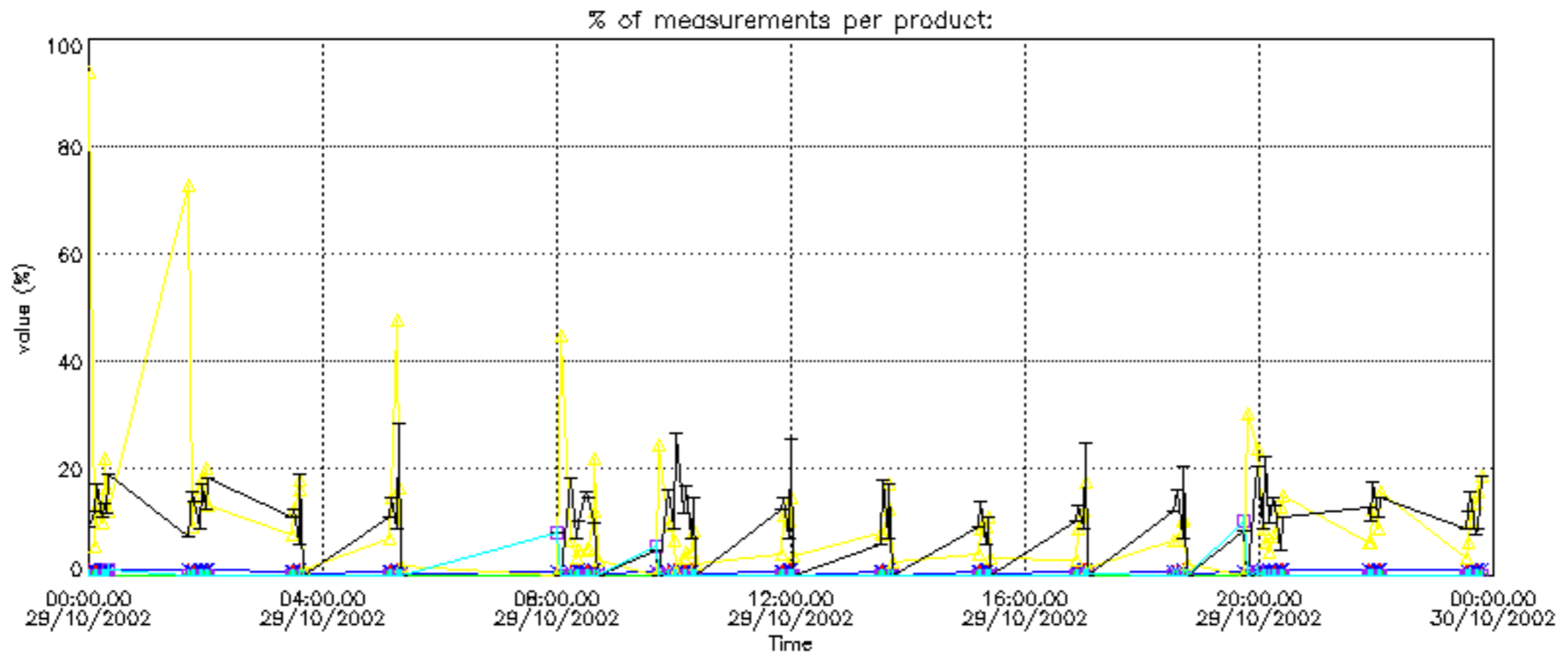
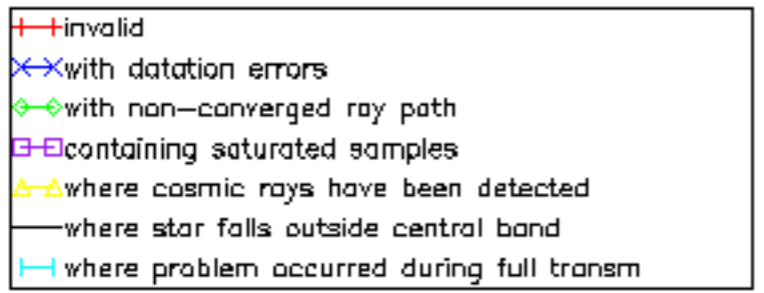


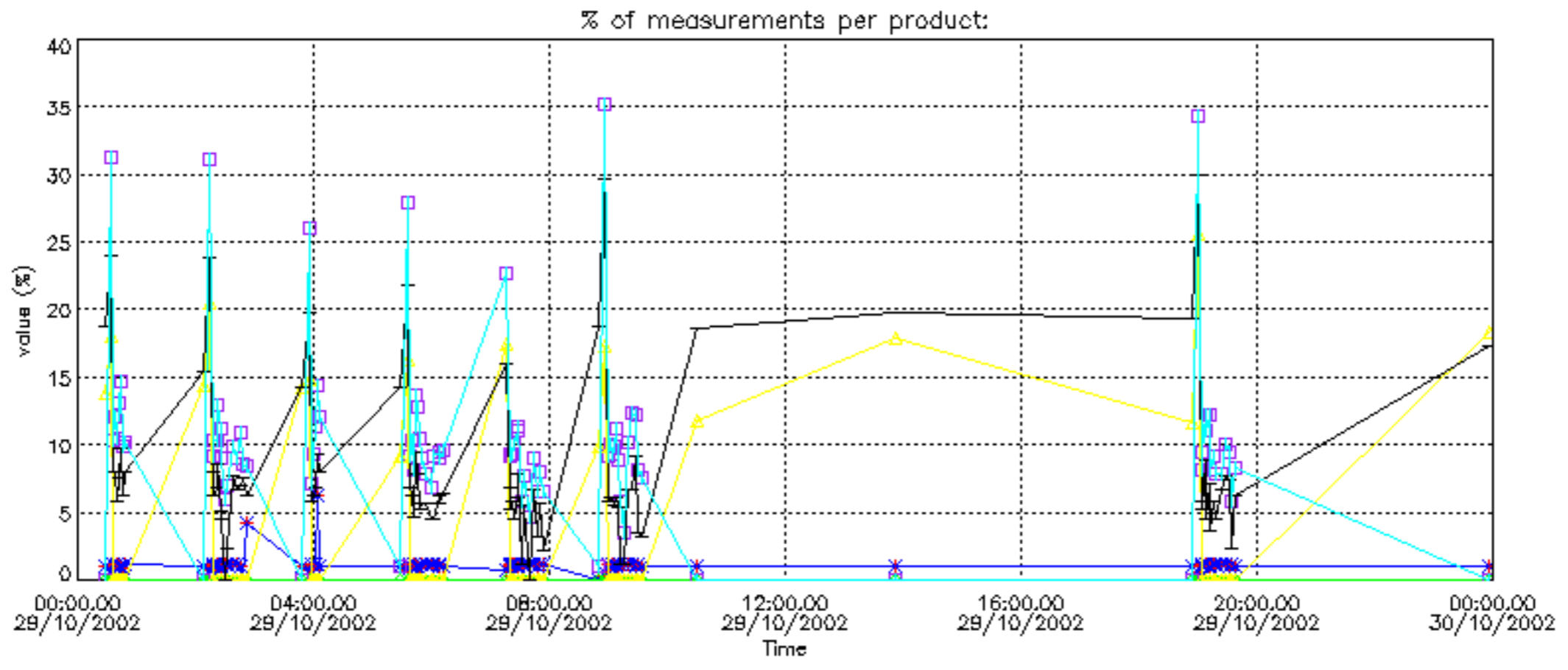
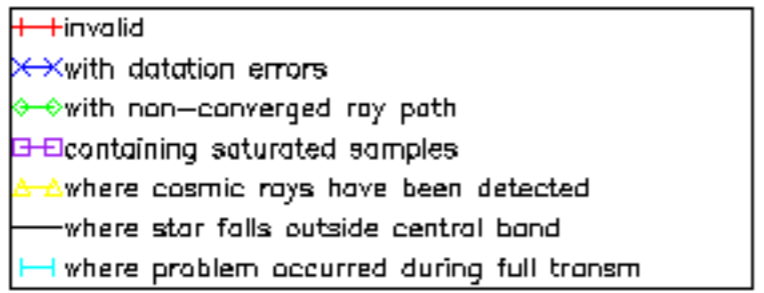
Percentage of flagged data per NO2 profile



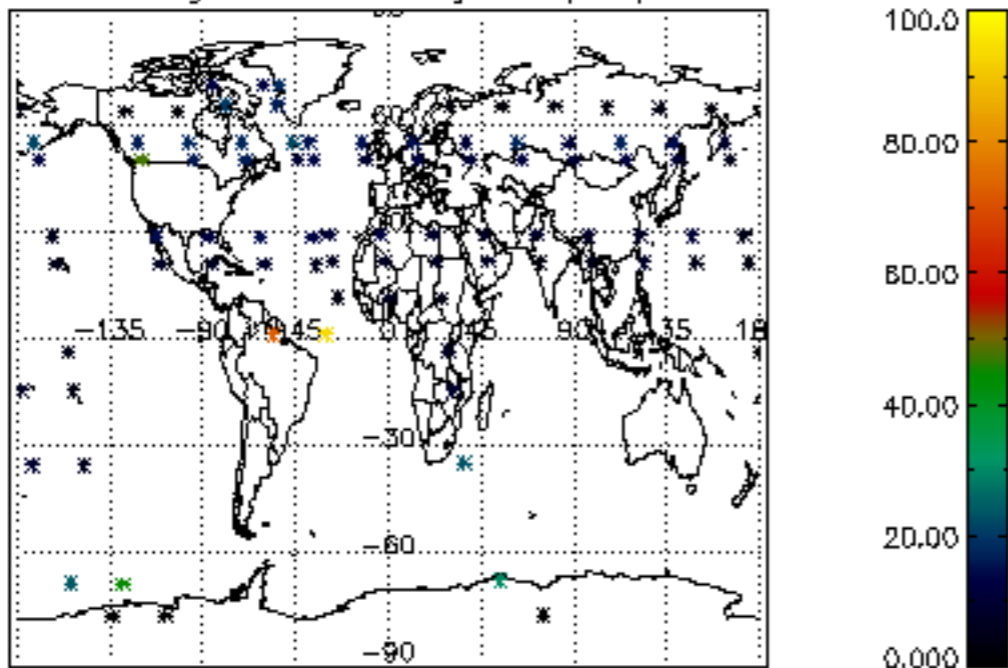
Percentage of flagged data per NO3 profile



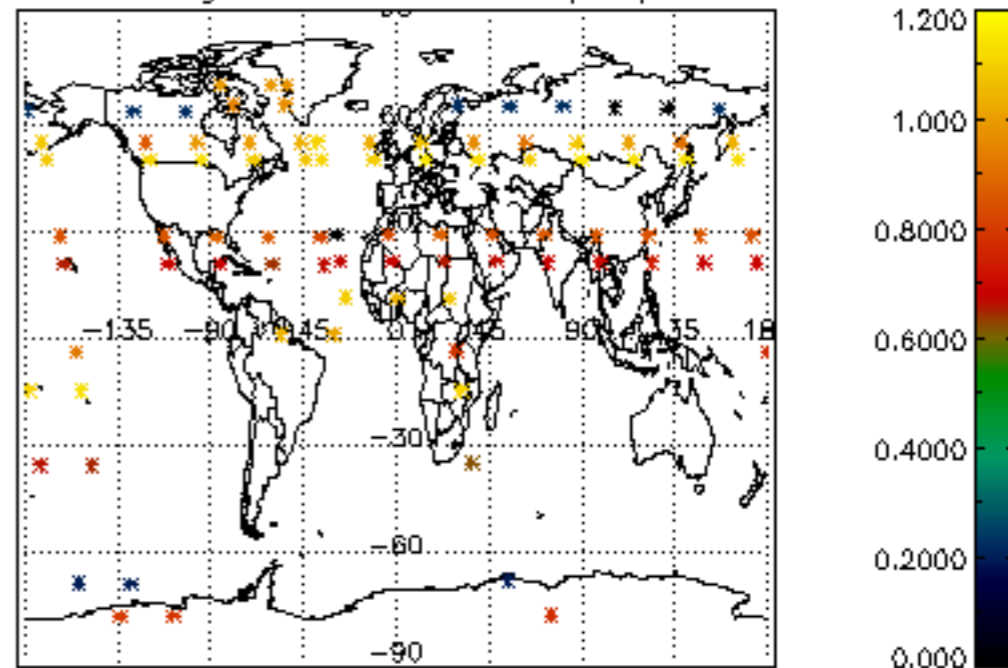




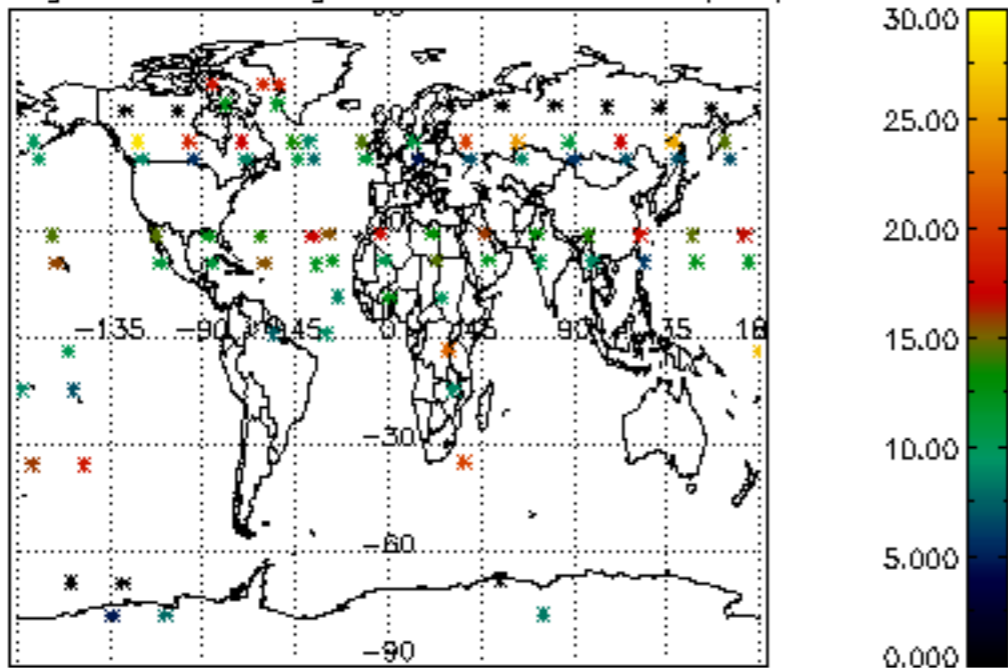
Percentage of cosmic ray hits per profile



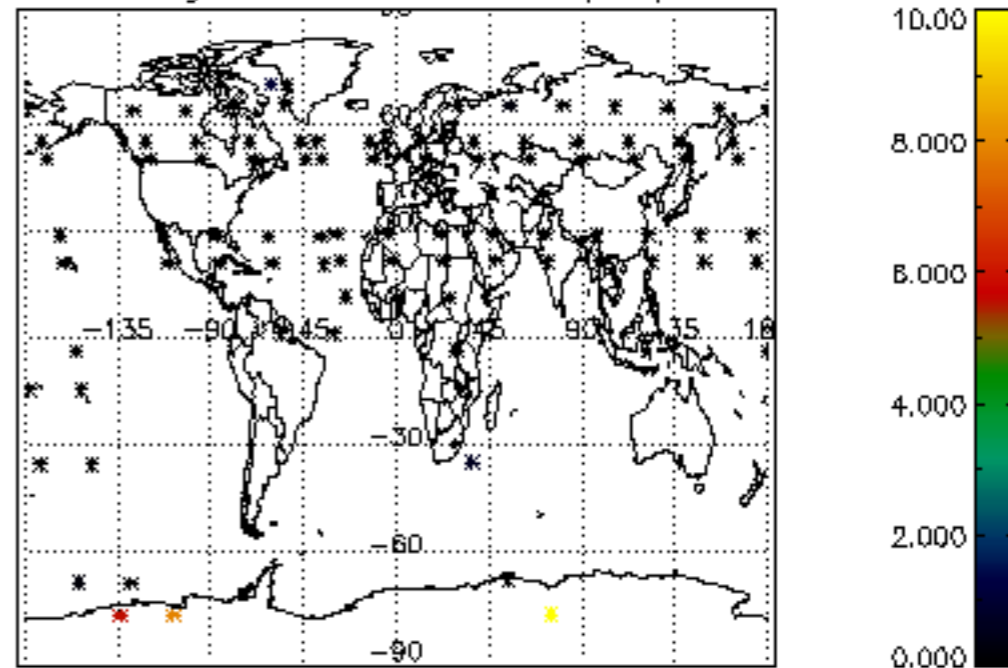
Percentage of datation errors per profile



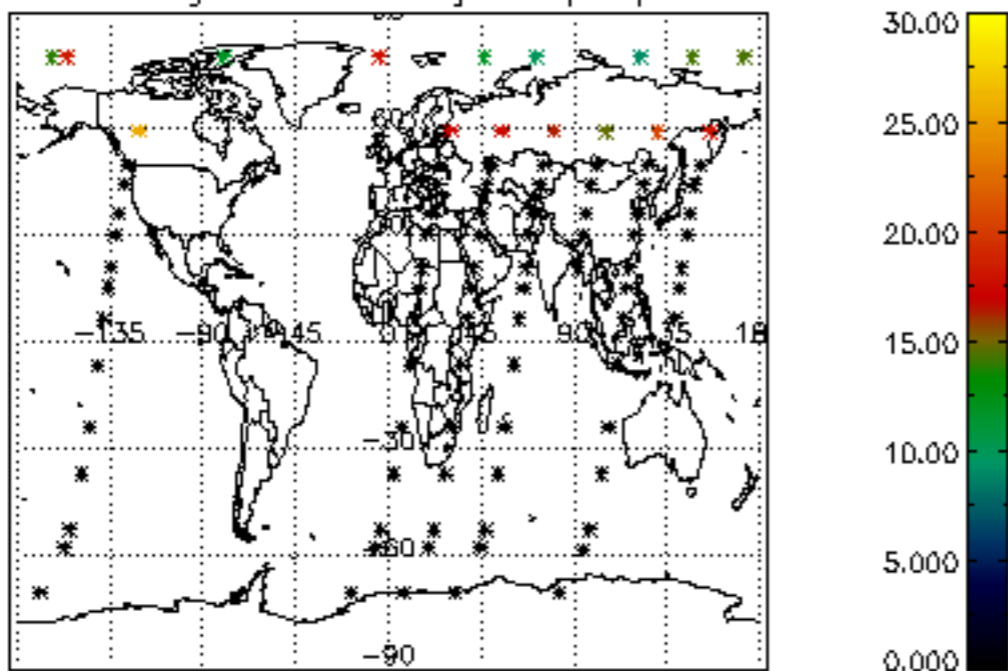
Percentage of star falling outside central band per profile



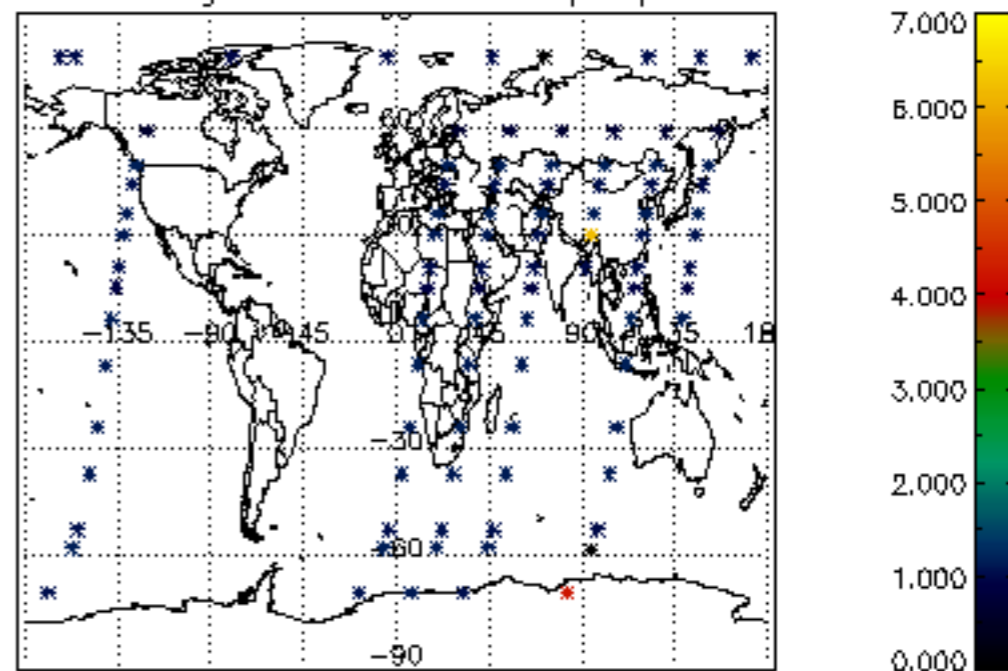
Percentage of saturation errors per profile



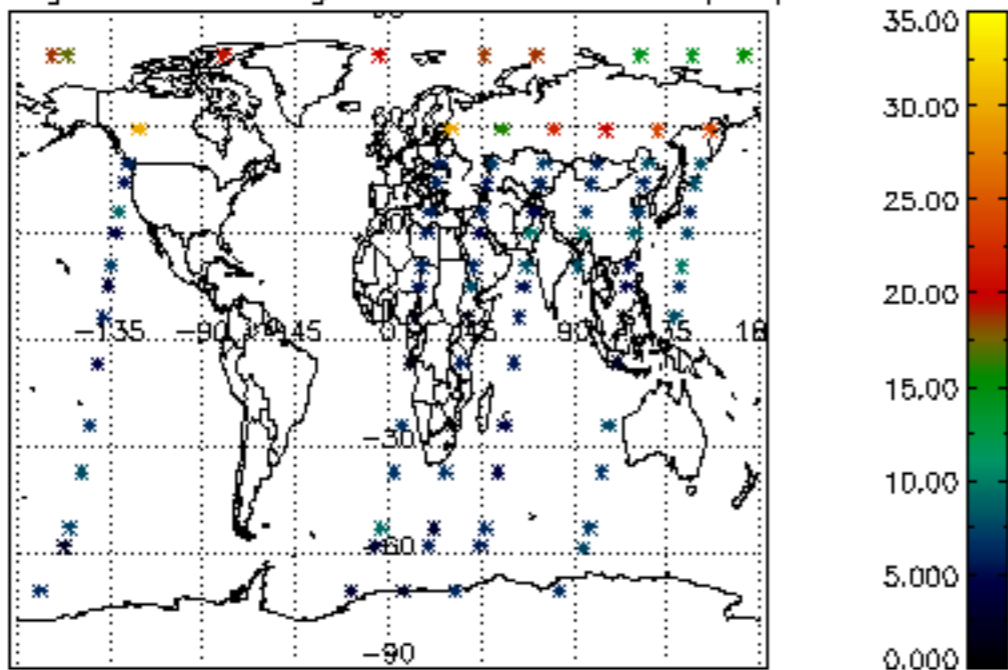
Percentage of cosmic ray hits per profile



Percentage of datation errors per profile



Percentage of star falling outside central band per profile



Percentage of saturation errors per profile

