

GOMOS Level 2 Daily Report

SUMMARY

[1. General Info](#)

[2. Summary of processed GOM_NL_2P products](#)

[3. Level 2 Quality information per product](#)

[3.1 Plot of level 2 quality information per product \(time dependant\)](#)

[3.2 Plot of level 2 quality information per product \(world map\)](#)

[4. Level 1 Quality information per product \(stored on level 2 products\)](#)

[4.1 Plot of level 1 quality information per product \(time dependant\)](#)

[4.1.1 Plot of level 1 quality information per product \(time dependant\): ASCENDING](#)

[4.1.2 Plot of level 1 quality information per product \(time dependant\): DESCENDING](#)

[4.2 Plot of level 1 quality information per product \(world map\)](#)

[4.2.1 Plot of level 1 quality information per product \(world map\): ASCENDING](#)

[4.2.2 Plot of level 1 quality information per product \(world map\): DESCENDING](#)

[5. Ozone profiles based on quality statistics and other trace gas profiles](#)

[5.1 Ozone statistics based on quality of products](#)

[5.2 Plot ozone profiles for all STD \(dark without errors\)](#)

[5.3 Plot ozone profiles where STD < 20% \(dark without errors\)](#)

[5.4. Plot ozone profiles where STD < 10% \(dark without errors\)](#)

[5.5. Plot ozone profiles where STD < 5% \(dark without errors\)](#)

[5.6 Plot NO2 profiles for all STD \(dark without errors\)](#)

[5.7 Plot NO3 profiles for all STD \(dark without errors\)](#)

[5.8 Plot H2O profiles \(only for occultations of stars 1,2,3,4,13,14,16,26,63 dark without errors\) for all STD](#)

[6. Auxiliary Data Files used for the production reported in section 2](#)

This report presents the daily analysis on parameters extracted from GOMOS level 2 data (GOM_NL__2P). It is intended to monitor some important parameters that will impact the quality of these products. A list of level 2 products (and content) that have arrived during the reporting day to the PCF is also given.

Item	Value
Time of report generation	17APR2013 19:42:21
Data source version	GOMOS/6.01
Start time of products	25-10-2002 (25OCT2002 00:00:00)
Stop time of products	26-10-2002 (26OCT2002 00:00:00)
Store outputs in DB	Yes
Nb of level 2 prods	325
Nb of prods with errors	1

2. Summary of processed GOM_NL__2P products.

Nr	Filename	UTC Start time	Limb	Duration	Star Id	Star Name	Star Mag	Star Temp	Nb Meas	Orbit	Prod. error
1	GOM_NL__2PRFIN20021025_002657_000000532010_00346_03406_2768.N1	25-OCT-2002 00:26:57	Dark	52.500	71	Iot Car	2.2460	7700.0	105	3406	No
2	GOM_NL__2PRFIN20021025_003324_000000592010_00346_03406_2769.N1	25-OCT-2002 00:33:24	Dark	59.000	2	Alp Car	-0.73600	7000.0	118	3406	No
3	GOM_NL__2PRFIN20021025_003655_000000912010_00346_03406_2770.N1	25-OCT-2002 00:36:55	Dark	91.000	177	1Zet CMa	3.0220	26000.	182	3406	No
4	GOM_NL__2PRFIN20021025_004007_000002212010_00346_03406_2771.N1	25-OCT-2002 00:40:07	Dark	221.00	1	9Alp CMa	-1.4400	11000.	442	3406	No
5	GOM_NL__2PRFIN20021025_004617_000000502010_00346_03406_2772.N1	25-OCT-2002 00:46:17	Straylight	50.000	84	Alp Phe	2.3970	4500.0	100	3406	No
6	GOM_NL__2PRFIN20021025_004902_000002152010_00346_03406_2773.N1	25-OCT-2002 00:49:02	Twilight	215.00	101	11Alp Lep	2.5820	7000.0	430	3406	No
7	GOM_NL__2PRFIN20021025_005315_000000952010_00346_03406_2774.N1	25-OCT-2002 00:53:15	Twilight	95.000	165	34Gam Eri	2.9500	3200.0	190	3406	No
8	GOM_NL__2PRFIN20021025_010219_000000432010_00346_03406_2775.N1	25-OCT-2002 01:02:19	Bright	43.000	140	88Gam Peg	2.8340	26000.	86	3406	No
9	GOM_NL__2PRFIN20021025_010418_000000512010_00346_03406_2776.N1	25-OCT-2002 01:04:18	Bright	51.000	105	6Bet Ari	2.6450	8900.0	102	3406	No
10	GOM_NL__2PRFIN20021025_010612_000000432010_00346_03406_2777.N1	25-OCT-2002 01:06:12	Bright	43.000	58	21Alp And	2.0730	11000.	86	3406	No
11	GOM_NL__2PRFIN20021025_010806_000000462010_00346_03406_2778.N1	25-OCT-2002 01:08:06	Bright	46.000	53	43Bet And	2.0480	3300.0	92	3406	No
12	GOM_NL__2PRFIN20021025_011059_000000502010_00346_03406_2779.N1	25-OCT-2002 01:10:59	Bright	49.500	73	57Gam1And	2.2600	13100.	99	3406	No
13	GOM_NL__2PRFIN20021025_011352_000000472010_00346_03406_2780.N1	25-OCT-2002 01:13:52	Bright	46.500	68	18Alp Cas	2.2250	4500.0	93	3406	No
14	GOM_NL__2PRFIN20021025_011509_000000452010_00346_03406_2781.N1	25-OCT-2002 01:15:09	Bright	45.000	76	27Gam Cas	2.3000	30000.	90	3406	No
15	GOM_NL__2PRFIN20021025_011747_000000442010_00346_03406_2782.N1	25-OCT-2002 01:17:47	Bright	43.500	89	5Alp Cep	2.4510	8000.0	87	3406	No
16	GOM_NL__2PRFIN20021025_012306_000000452010_00346_03406_2783.N1	25-OCT-2002 01:23:06	Bright	45.000	49	1Alp UMi	1.9900	6300.0	90	3406	No
17	GOM_NL__2PRFIN20021025_012637_000000442010_00346_03406_2784.N1	25-OCT-2002 01:26:37	Bright	43.500	60	7Bet UMi	2.0810	3950.0	87	3406	No
18	GOM_NL__2PRFIN20021025_013120_000000482010_00346_03406_2785.N1	25-OCT-2002 01:31:20	Bright	47.500	36	50Alp UMa	1.8000	6300.0	95	3406	No
19	GOM_NL__2PRFIN20021025_013256_000000452010_00346_03406_2786.N1	25-OCT-2002 01:32:56	Bright	45.000	82	48Bet UMa	2.3650	10600.	90	3406	No
20	GOM_NL__2PRFIN20021025_013628_000000442010_00346_03406_2787.N1	25-OCT-2002 01:36:28	Bright	44.000	174	52Psi UMa	3.0040	4400.0	88	3406	No
21	GOM_NL__2PRFIN20021025_021401_000000582010_00347_03407_2789.N1	25-OCT-2002 02:14:01	Dark	57.500	2	Alp Car	-0.73600	7000.0	115	3407	No
22	GOM_NL__2PRFIN20021025_021733_000000872010_00347_03407_2790.N1	25-OCT-2002 02:17:33	Dark	87.000	177	1Zet CMa	3.0220	26000.	174	3407	No
23	GOM_NL__2PRFIN20021025_022047_000002212010_00347_03407_2791.N1	25-OCT-2002 02:20:47	Dark	221.00	1	9Alp CMa	-1.4400	11000.	442	3407	No
24	GOM_NL__2PRFIN20021025_022653_000000502010_00347_03407_2792.N1	25-OCT-2002 02:26:53	Straylight	49.500	84	Alp Phe	2.3970	4500.0	99	3407	No
25	GOM_NL__2PRFIN20021025_022939_000002152010_00347_03407_2793.N1	25-OCT-2002 02:29:39	Twilight	215.00	101	11Alp Lep	2.5820	7000.0	430	3407	No
26	GOM_NL__2PRFIN20021025_023351_000000942010_00347_03407_2794.N1	25-OCT-2002 02:33:51	Twilight	93.500	165	34Gam Eri	2.9500	3200.0	187	3407	No
27	GOM_NL__2PRFIN20021025_024255_000000422010_00347_03407_2795.N1	25-OCT-2002 02:42:55	Bright	42.000	140	88Gam Peg	2.8340	26000.	84	3407	No
28	GOM_NL__2PRFIN20021025_024454_000000512010_00347_03407_2796.N1	25-OCT-2002 02:44:54	Bright	50.500	105	6Bet Ari	2.6450	8900.0	101	3407	No
29	GOM_NL__2PRFIN20021025_024649_000000432010_00347_03407_2797.N1	25-OCT-2002 02:46:49	Bright	43.000	58	21Alp And	2.0730	11000.	86	3407	No
30	GOM_NL__2PRFIN20021025_024842_000000492010_00347_03407_2798.N1	25-OCT-2002 02:48:42	Bright	49.000	53	43Bet And	2.0480	3300.0	98	3407	No
31	GOM_NL__2PRFIN20021025_025135_000000502010_00347_03407_2799.N1	25-OCT-2002 02:51:35	Bright	50.000	73	57Gam1And	2.2600	13100.	100	3407	No
32	GOM_NL__2PRFIN20021025_025428_000000452010_00347_03407_2800.N1	25-OCT-2002 02:54:28	Bright	45.000	68	18Alp Cas	2.2250	4500.0	90	3407	No
33	GOM_NL__2PRFIN20021025_025545_000000442010_00347_03407_2801.N1	25-OCT-2002 02:55:45	Bright	44.000	76	27Gam Cas	2.3000	30000.	88	3407	No
34	GOM_NL__2PRFIN20021025_025824_000000422010_00347_03407_2802.N1	25-OCT-2002 02:58:24	Bright	42.000	89	5Alp Cep	2.4510	8000.0	84	3407	No
35	GOM_NL__2PRFIN20021025_030342_000000422010_00347_03407_2803.N1	25-OCT-2002 03:03:42	Bright	42.000	49	1Alp UMi	1.9900	6300.0	84	3407	No
36	GOM_NL__2PRFIN20021025_030713_000000452010_00347_03407_2804.N1	25-OCT-2002 03:07:13	Bright	44.500	60	7Bet UMi	2.0810	3950.0	89	3407	No
37	GOM_NL__2PRFIN20021025_031156_000000482010_00347_03407_2805.N1	25-OCT-2002 03:11:56	Bright	47.500	36	50Alp UMa	1.8000	6300.0	95	3407	No
38	GOM_NL__2PRFIN20021025_031331_000000472010_00347_03407_2806.N1	25-OCT-2002 03:13:31	Bright	47.000	82	48Bet UMa	2.3650	10600.	94	3407	No
39	GOM_NL__2PRFIN20021025_031704_000000452010_00347_03407_2807.N1	25-OCT-2002 03:17:04	Bright	45.000	174	52Psi UMa	3.0040	4400.0	90	3407	No
40	GOM_NL__2PRFIN20021025_032407_000000442010_00347_03407_2808.N1	25-OCT-2002 03:24:07	Bright	44.000	96	68Del Leo	2.5600	9300.0	88	3407	No
41	GOM_NL__2PRFIN20021025_032609_000002422010_00347_03407_2809.N1	25-OCT-2002 03:26:09	Twilight	242.00	17	78Bet Gem	1.1610	4500.0	484	3407	No
42	GOM_NL__2PRFIN20021025_033620_000000702010_00347_03407_2810.N1	25-OCT-2002 03:36:20	Dark	70.000	48	30Alp Hya	1.9770	4100.0	140	3407	No

43	GOM_NL__2PRFIN20021025_034346_000000462010_00347_03407_2811.N1	25-OCT-2002 03:43:46	Dark	46.000	113	Mu Vel	2.6920	5000.0	92	3407	No
44	GOM_NL__2PRFIN20021025_034532_000000652010_00347_03407_2812.N1	25-OCT-2002 03:45:32	Dark	65.000	65	Lam Vel	2.2040	4400.0	130	3407	No
45	GOM_NL__2PRFIN20021025_034810_000000522010_00348_03408_2150.N1	25-OCT-2002 03:48:10	Dark	52.000	71	Iot Car	2.2460	7700.0	104	3408	No
46	GOM_NL__2PRFIN20021025_035437_000000582010_00348_03408_2151.N1	25-OCT-2002 03:54:37	Dark	57.500	2	Alp Car	-0.73600	7000.0	115	3408	No
47	GOM_NL__2PRFIN20021025_035810_000000892010_00348_03408_2152.N1	25-OCT-2002 03:58:10	Dark	88.500	177	1Zet CMa	3.0220	26000.	177	3408	No
48	GOM_NL__2PRFIN20021025_040127_000002212010_00348_03408_2153.N1	25-OCT-2002 04:01:27	Dark	221.00	1	9Alp CMa	-1.4400	11000.	442	3408	No
49	GOM_NL__2PRFIN20021025_040729_000000562010_00348_03408_2154.N1	25-OCT-2002 04:07:29	Straylight	55.500	84	Alp Phe	2.3970	4500.0	111	3408	No
50	GOM_NL__2PRFIN20021025_041016_000002152010_00348_03408_2155.N1	25-OCT-2002 04:10:16	Tw_i_and_stray	215.00	101	11Alp Lep	2.5820	7000.0	430	3408	No
51	GOM_NL__2PRFIN20021025_041427_000001002010_00348_03408_2156.N1	25-OCT-2002 04:14:27	Tw_i_and_stray	99.500	165	34Gam Eri	2.9500	3200.0	199	3408	No
52	GOM_NL__2PRFIN20021025_042331_000000432010_00348_03408_2157.N1	25-OCT-2002 04:23:31	Bright	43.000	140	88Gam Peg	2.8340	26000.	86	3408	No
53	GOM_NL__2PRFIN20021025_042529_000000512010_00348_03408_2158.N1	25-OCT-2002 04:25:29	Bright	50.500	105	6Bet Ari	2.6450	8900.0	101	3408	No
54	GOM_NL__2PRFIN20021025_042724_000000442010_00348_03408_2159.N1	25-OCT-2002 04:27:24	Bright	44.000	58	21Alp And	2.0730	11000.	88	3408	No
55	GOM_NL__2PRFIN20021025_042918_000000492010_00348_03408_2160.N1	25-OCT-2002 04:29:18	Bright	48.500	53	43Bet And	2.0480	3300.0	97	3408	No
56	GOM_NL__2PRFIN20021025_043210_000000522010_00348_03408_2161.N1	25-OCT-2002 04:32:10	Bright	51.500	73	57Gam1And	2.2600	13100.	103	3408	No
57	GOM_NL__2PRFIN20021025_043504_000000442010_00348_03408_2162.N1	25-OCT-2002 04:35:04	Bright	44.000	68	18Alp Cas	2.2250	4500.0	88	3408	No
58	GOM_NL__2PRFIN20021025_043620_000000452010_00348_03408_2163.N1	25-OCT-2002 04:36:20	Bright	45.000	76	27Gam Cas	2.3000	30000.	90	3408	No
59	GOM_NL__2PRFIN20021025_043900_000000452010_00348_03408_2164.N1	25-OCT-2002 04:39:00	Bright	44.500	89	5Alp Cep	2.4510	8000.0	89	3408	No
60	GOM_NL__2PRFIN20021025_044419_000000442010_00348_03408_2165.N1	25-OCT-2002 04:44:19	Bright	44.000	49	1Alp UMi	1.9900	6300.0	88	3408	No
61	GOM_NL__2PRFIN20021025_044749_000000442010_00348_03408_2166.N1	25-OCT-2002 04:47:49	Bright	44.000	60	7Bet UMi	2.0810	3950.0	88	3408	No
62	GOM_NL__2PRFIN20021025_045232_000000482010_00348_03408_2167.N1	25-OCT-2002 04:52:32	Bright	47.500	36	50Alp UMa	1.8000	6300.0	95	3408	No
63	GOM_NL__2PRFIN20021025_045408_000000472010_00348_03408_2168.N1	25-OCT-2002 04:54:08	Bright	46.500	82	48Bet UMa	2.3650	10600.	93	3408	No
64	GOM_NL__2PRFIN20021025_045740_000000452010_00348_03408_2169.N1	25-OCT-2002 04:57:40	Bright	45.000	174	52Psi UMa	3.0040	4400.0	90	3408	No
65	GOM_NL__2PRFIN20021025_050442_000000552010_00348_03408_2170.N1	25-OCT-2002 05:04:42	Bright	55.000	96	68Del Leo	2.5600	9300.0	110	3408	No
66	GOM_NL__2PRFIN20021025_050647_000002072010_00348_03408_2171.N1	25-OCT-2002 05:06:47	Tw_i_and_stray	207.00	17	78Bet Gem	1.1610	4500.0	414	3408	No
67	GOM_NL__2PRFIN20021025_051657_000000712010_00348_03408_2172.N1	25-OCT-2002 05:16:57	Dark	70.500	48	30Alp Hya	1.9770	4100.0	141	3408	No
68	GOM_NL__2PRFIN20021025_052422_000000502010_00348_03408_2173.N1	25-OCT-2002 05:24:22	Dark	50.000	113	Mu Vel	2.6920	5000.0	100	3408	No
69	GOM_NL__2PRFIN20021025_052609_000000652010_00348_03408_2174.N1	25-OCT-2002 05:26:09	Dark	65.000	65	Lam Vel	2.2040	4400.0	130	3408	No
70	GOM_NL__2PRFIN20021025_052846_000000472010_00349_03409_2150.N1	25-OCT-2002 05:28:46	Dark	47.000	71	Iot Car	2.2460	7700.0	94	3409	No
71	GOM_NL__2PRFIN20021025_053514_000000582010_00349_03409_2151.N1	25-OCT-2002 05:35:14	Dark	57.500	2	Alp Car	-0.73600	7000.0	115	3409	No
72	GOM_NL__2PRFIN20021025_053848_000000872010_00349_03409_2152.N1	25-OCT-2002 05:38:48	Dark	86.500	177	1Zet CMa	3.0220	26000.	173	3409	No
73	GOM_NL__2PRFIN20021025_054207_000002212010_00349_03409_2153.N1	25-OCT-2002 05:42:07	Dark	221.00	1	9Alp CMa	-1.4400	11000.	442	3409	No
74	GOM_NL__2PRFIN20021025_054805_000000512010_00349_03409_2154.N1	25-OCT-2002 05:48:05	Straylight	50.500	84	Alp Phe	2.3970	4500.0	101	3409	No
75	GOM_NL__2PRFIN20021025_055053_000002152010_00349_03409_2155.N1	25-OCT-2002 05:50:53	Tw_i_and_stray	215.00	101	11Alp Lep	2.5820	7000.0	430	3409	No
76	GOM_NL__2PRFIN20021025_055502_000000942010_00349_03409_2156.N1	25-OCT-2002 05:55:02	Tw_i_and_stray	93.500	165	34Gam Eri	2.9500	3200.0	187	3409	No
77	GOM_NL__2PRFIN20021025_060407_000000432010_00349_03409_2157.N1	25-OCT-2002 06:04:07	Bright	43.000	140	88Gam Peg	2.8340	26000.	86	3409	No
78	GOM_NL__2PRFIN20021025_060604_000000522010_00349_03409_2158.N1	25-OCT-2002 06:06:04	Bright	52.000	105	6Bet Ari	2.6450	8900.0	104	3409	No
79	GOM_NL__2PRFIN20021025_060800_000000442010_00349_03409_2159.N1	25-OCT-2002 06:08:00	Bright	43.500	58	21Alp And	2.0730	11000.	87	3409	No
80	GOM_NL__2PRFIN20021025_060953_000000462010_00349_03409_2160.N1	25-OCT-2002 06:09:53	Bright	45.500	53	43Bet And	2.0480	3300.0	91	3409	No
81	GOM_NL__2PRFIN20021025_061245_000000532010_00349_03409_2161.N1	25-OCT-2002 06:12:45	Bright	52.500	73	57Gam1And	2.2600	13100.	105	3409	No
82	GOM_NL__2PRFIN20021025_061539_000000482010_00349_03409_2162.N1	25-OCT-2002 06:15:39	Bright	47.500	68	18Alp Cas	2.2250	4500.0	95	3409	No
83	GOM_NL__2PRFIN20021025_061656_000000452010_00349_03409_2163.N1	25-OCT-2002 06:16:56	Bright	44.500	76	27Gam Cas	2.3000	30000.	89	3409	No
84	GOM_NL__2PRFIN20021025_061936_000000442010_00349_03409_2164.N1	25-OCT-2002 06:19:36	Bright	44.000	89	5Alp Cep	2.4510	8000.0	88	3409	No
85	GOM_NL__2PRFIN20021025_062455_000000452010_00349_03409_2165.N1	25-OCT-2002 06:24:55	Bright	44.500	49	1Alp UMi	1.9900	6300.0	89	3409	No
86	GOM_NL__2PRFIN20021025_062826_000000442010_00349_03409_2166.N1	25-OCT-2002 06:28:26	Bright	44.000	60	7Bet UMi	2.0810	3950.0	88	3409	No
87	GOM_NL__2PRFIN20021025_063308_000000492010_00349_03409_2167.N1	25-OCT-2002 06:33:08	Bright	48.500	36	50Alp UMa	1.8000	6300.0	97	3409	No
88	GOM_NL__2PRFIN20021025_063444_000000462010_00349_03409_2168.N1	25-OCT-2002 06:34:44	Bright	45.500	82	48Bet UMa	2.3650	10600.	91	3409	No
89	GOM_NL__2PRFIN20021025_063816_000000462010_00349_03409_2169.N1	25-OCT-2002 06:38:16	Bright	46.000	174	52Psi UMa	3.0040	4400.0	92	3409	No
90	GOM_NL__2PRFIN20021025_064519_000000442010_00349_03409_2170.N1	25-OCT-2002 06:45:19	Bright	44.000	96	68Del Leo	2.5600	9300.0	88	3409	No
91	GOM_NL__2PRFIN20021025_064724_000002222010_00349_03409_2171.N1	25-OCT-2002 06:47:24	Tw_i_and_stray	221.50	17	78Bet Gem	1.1610	4500.0	443	3409	No
92	GOM_NL__2PRFIN20021025_065734_000000792010_00349_03409_2172.N1	25-OCT-2002 06:57:34	Dark	78.500	48	30Alp Hya	1.9770	4100.0	157	3409	No
93	GOM_NL__2PRFIN20021025_070459_000000492010_00349_03409_2173.N1	25-OCT-2002 07:04:59	Dark	49.000	113	Mu Vel	2.6920	5000.0	98	3409	No
94	GOM_NL__2PRFIN20021025_070646_000000632010_00349_03409_2174.N1	25-OCT-2002 07:06:46	Dark	63.000	65	Lam Vel	2.2040	4400.0	126	3409	No
95	GOM_NL__2PRFIN20021025_070923_000000472010_00350_03410_2150.N1	25-OCT-2002 07:09:23	Dark	47.000	71	Iot Car	2.2460	7700.0	94	3410	No
96	GOM_NL__2PRFIN20021025_074233_000000732010_00350_03410_2151.N1	25-OCT-2002 07:42:33	Dark	72.500	94	92Alp Cet	2.5260	3100.0	145	3410	Yes
97	GOM_NL__2PRFIN20021025_074443_000000452010_00350_03410_2152.N1	25-OCT-2002 07:44:43	Bright	44.500	140	88Gam Peg	2.8340	26000.	89	3410	No
98	GOM_NL__2PRFIN20021025_074641_000000512010_00350_03410_2153.N1	25-OCT-2002 07:46:41	Bright	51.000	105	6Bet Ari	2.6450	8900.0	102	3410	No
99	GOM_NL__2PRFIN20021025_074836_000000432010_00350_03410_2154.N1	25-OCT-2002 07:48:36	Bright	43.000	58	21Alp And	2.0730	11000.	86	3410	No
100	GOM_NL__2PRFIN20021025_075030_000000472010_00350_03410_2155.N1	25-OCT-2002 07:50:30	Bright	47.000	53	43Bet And	2.0480	3300.0	94	3410	No
101	GOM_NL__2PRFIN20021025_075321_000000512010_00350_03410_2156.N1	25-OCT-2002 07:53:21	Bright	50.500	73	57Gam1And	2.2600	13100.	101	3410	No

102	GOM_NL__2PRFIN20021025_075616_000000472010_00350_03410_2157.N1	25-OCT-2002 07:56:16	Bright	47.000	68	18Alp Cas	2.2250	4500.0	94	3410	No
103	GOM_NL__2PRFIN20021025_075732_000000452010_00350_03410_2158.N1	25-OCT-2002 07:57:32	Bright	44.500	76	27Gam Cas	2.3000	30000.	89	3410	No
104	GOM_NL__2PRFIN20021025_080012_000000452010_00350_03410_2159.N1	25-OCT-2002 08:00:12	Bright	44.500	89	5Alp Cep	2.4510	8000.0	89	3410	No
105	GOM_NL__2PRFIN20021025_080531_000000422010_00350_03410_2160.N1	25-OCT-2002 08:05:31	Bright	42.000	49	1Alp UMi	1.9900	6300.0	84	3410	No
106	GOM_NL__2PRFIN20021025_080902_000000432010_00350_03410_2161.N1	25-OCT-2002 08:09:02	Bright	42.500	60	7Bet UMi	2.0810	3950.0	85	3410	No
107	GOM_NL__2PRFIN20021025_081345_000000462010_00350_03410_2162.N1	25-OCT-2002 08:13:45	Bright	45.500	36	50Alp UMa	1.8000	6300.0	91	3410	No
108	GOM_NL__2PRFIN20021025_081520_000000452010_00350_03410_2163.N1	25-OCT-2002 08:15:20	Bright	45.000	82	48Bet UMa	2.3650	10600.	90	3410	No
109	GOM_NL__2PRFIN20021025_081852_000000462010_00350_03410_2164.N1	25-OCT-2002 08:18:52	Bright	45.500	174	52Psi UMa	3.0040	4400.0	91	3410	No
110	GOM_NL__2PRFIN20021025_082556_000000432010_00350_03410_2165.N1	25-OCT-2002 08:25:56	Bright	43.000	96	68Del Leo	2.5600	9300.0	86	3410	No
111	GOM_NL__2PRFIN20021025_082801_000002202010_00350_03410_2166.N1	25-OCT-2002 08:28:01	Tw_i_and_stray	220.00	17	78Bet Gem	1.1610	4500.0	440	3410	No
112	GOM_NL__2PRFIN20021025_083811_000000712010_00350_03410_2167.N1	25-OCT-2002 08:38:11	Dark	70.500	48	30Alp Hya	1.9770	4100.0	141	3410	No
113	GOM_NL__2PRFIN20021025_084535_000000492010_00350_03410_2168.N1	25-OCT-2002 08:45:35	Dark	48.500	113	Mu Vel	2.6920	5000.0	97	3410	No
114	GOM_NL__2PRFIN20021025_084723_000000632010_00350_03410_2169.N1	25-OCT-2002 08:47:23	Dark	63.000	65	Lam Vel	2.2040	4400.0	126	3410	No
115	GOM_NL__2PRFIN20021025_085321_000000832010_00351_03411_2150.N1	25-OCT-2002 08:53:21	Dark	83.000	88	31Eta CMa	2.4480	20000.	166	3411	No
116	GOM_NL__2PRFIN20021025_085628_000000592010_00351_03411_2151.N1	25-OCT-2002 08:56:28	Dark	58.500	2	Alp Car	-0.73600	7000.0	117	3411	No
117	GOM_NL__2PRFIN20021025_090003_000000872010_00351_03411_2152.N1	25-OCT-2002 09:00:03	Dark	86.500	177	1Zet CMa	3.0220	26000.	173	3411	No
118	GOM_NL__2PRFIN20021025_090327_000002212010_00351_03411_2153.N1	25-OCT-2002 09:03:27	Dark	221.00	1	9Alp CMa	-1.4400	11000.	442	3411	No
119	GOM_NL__2PRFIN20021025_090917_000000522010_00351_03411_2154.N1	25-OCT-2002 09:09:17	Straylight	51.500	84	Alp Phe	2.3970	4500.0	103	3411	No
120	GOM_NL__2PRFIN20021025_091550_000000502010_00351_03411_2155.N1	25-OCT-2002 09:15:50	Straylight	49.500	52	16Bet Cet	2.0370	4500.0	99	3411	No
121	GOM_NL__2PRFIN20021025_092308_000000742010_00351_03411_2156.N1	25-OCT-2002 09:23:08	Bright	73.500	94	92Alp Cet	2.5260	3100.0	147	3411	No
122	GOM_NL__2PRFIN20021025_092520_000000432010_00351_03411_2157.N1	25-OCT-2002 09:25:20	Bright	43.000	140	88Gam Peg	2.8340	26000.	86	3411	No
123	GOM_NL__2PRFIN20021025_092716_000000512010_00351_03411_2158.N1	25-OCT-2002 09:27:16	Bright	50.500	105	6Bet Ari	2.6450	8900.0	101	3411	No
124	GOM_NL__2PRFIN20021025_092912_000000452010_00351_03411_2159.N1	25-OCT-2002 09:29:12	Bright	45.000	58	21Alp And	2.0730	11000.	90	3411	No
125	GOM_NL__2PRFIN20021025_093105_000000462010_00351_03411_2160.N1	25-OCT-2002 09:31:05	Bright	45.500	53	43Bet And	2.0480	3300.0	91	3411	No
126	GOM_NL__2PRFIN20021025_093356_000000492010_00351_03411_2161.N1	25-OCT-2002 09:33:56	Bright	48.500	73	57Gam1And	2.2600	13100.	97	3411	No
127	GOM_NL__2PRFIN20021025_093652_000000452010_00351_03411_2162.N1	25-OCT-2002 09:36:52	Bright	45.000	68	18Alp Cas	2.2250	4500.0	90	3411	No
128	GOM_NL__2PRFIN20021025_093808_000000452010_00351_03411_2163.N1	25-OCT-2002 09:38:08	Bright	45.000	76	27Gam Cas	2.3000	30000.	90	3411	No
129	GOM_NL__2PRFIN20021025_094049_000000452010_00351_03411_2164.N1	25-OCT-2002 09:40:49	Bright	44.500	89	5Alp Cep	2.4510	8000.0	89	3411	No
130	GOM_NL__2PRFIN20021025_094607_000000422010_00351_03411_2165.N1	25-OCT-2002 09:46:07	Bright	41.500	49	1Alp UMi	1.9900	6300.0	83	3411	No
131	GOM_NL__2PRFIN20021025_094938_000000442010_00351_03411_2166.N1	25-OCT-2002 09:49:38	Bright	44.000	60	7Bet UMi	2.0810	3950.0	88	3411	No
132	GOM_NL__2PRFIN20021025_095420_000000482010_00351_03411_2167.N1	25-OCT-2002 09:54:20	Bright	47.500	36	50Alp UMa	1.8000	6300.0	95	3411	No
133	GOM_NL__2PRFIN20021025_095556_000000462010_00351_03411_2168.N1	25-OCT-2002 09:55:56	Bright	45.500	82	48Bet UMa	2.3650	10600.	91	3411	No
134	GOM_NL__2PRFIN20021025_095928_000000472010_00351_03411_2169.N1	25-OCT-2002 09:59:28	Bright	47.000	174	52Psi UMa	3.0040	4400.0	94	3411	No
135	GOM_NL__2PRFIN20021025_100632_000000452010_00351_03411_2170.N1	25-OCT-2002 10:06:32	Bright	44.500	96	68Del Leo	2.5600	9300.0	89	3411	No
136	GOM_NL__2PRFIN20021025_100838_000002362010_00351_03411_2171.N1	25-OCT-2002 10:08:38	Tw_i_and_stray	235.50	17	78Bet Gem	1.1610	4500.0	471	3411	No
137	GOM_NL__2PRFIN20021025_101848_000000712010_00351_03411_2172.N1	25-OCT-2002 10:18:48	Dark	70.500	48	30Alp Hya	1.9770	4100.0	141	3411	No
138	GOM_NL__2PRFIN20021025_102611_000000482010_00351_03411_2173.N1	25-OCT-2002 10:26:11	Dark	47.500	113	Mu Vel	2.6920	5000.0	95	3411	No
139	GOM_NL__2PRFIN20021025_102759_000000522010_00351_03411_2174.N1	25-OCT-2002 10:27:59	Dark	51.500	65	Lam Vel	2.2040	4400.0	103	3411	No
140	GOM_NL__2PRFIN20021025_103359_000000772010_00352_03412_2151.N1	25-OCT-2002 10:33:59	Dark	77.000	88	31Eta CMa	2.4480	20000.	154	3412	No
141	GOM_NL__2PRFIN20021025_103705_000000612010_00352_03412_2152.N1	25-OCT-2002 10:37:05	Dark	61.000	2	Alp Car	-0.73600	7000.0	122	3412	No
142	GOM_NL__2PRFIN20021025_104041_000000872010_00352_03412_2153.N1	25-OCT-2002 10:40:41	Dark	87.000	177	1Zet CMa	3.0220	26000.	174	3412	No
143	GOM_NL__2PRFIN20021025_104407_000002212010_00352_03412_2154.N1	25-OCT-2002 10:44:07	Dark	221.00	1	9Alp CMa	-1.4400	11000.	442	3412	No
144	GOM_NL__2PRFIN20021025_104954_000000472010_00352_03412_2155.N1	25-OCT-2002 10:49:54	Straylight	47.000	84	Alp Phe	2.3970	4500.0	94	3412	No
145	GOM_NL__2PRFIN20021025_105626_000000512010_00352_03412_2156.N1	25-OCT-2002 10:56:26	Straylight	51.000	52	16Bet Cet	2.0370	4500.0	102	3412	No
146	GOM_NL__2PRFIN20021025_110344_000000742010_00352_03412_2157.N1	25-OCT-2002 11:03:44	Bright	74.000	94	92Alp Cet	2.5260	3100.0	148	3412	No
147	GOM_NL__2PRFIN20021025_110556_000000432010_00352_03412_2158.N1	25-OCT-2002 11:05:56	Bright	43.000	140	88Gam Peg	2.8340	26000.	86	3412	No
148	GOM_NL__2PRFIN20021025_110752_000000512010_00352_03412_2159.N1	25-OCT-2002 11:07:52	Bright	50.500	105	6Bet Ari	2.6450	8900.0	101	3412	No
149	GOM_NL__2PRFIN20021025_110948_000000442010_00352_03412_2160.N1	25-OCT-2002 11:09:48	Bright	44.000	58	21Alp And	2.0730	11000.	88	3412	No
150	GOM_NL__2PRFIN20021025_111141_000000462010_00352_03412_2161.N1	25-OCT-2002 11:11:41	Bright	45.500	53	43Bet And	2.0480	3300.0	91	3412	No
151	GOM_NL__2PRFIN20021025_111432_000000482010_00352_03412_2162.N1	25-OCT-2002 11:14:32	Bright	48.000	73	57Gam1And	2.2600	13100.	96	3412	No
152	GOM_NL__2PRFIN20021025_111728_000000472010_00352_03412_2163.N1	25-OCT-2002 11:17:28	Bright	46.500	68	18Alp Cas	2.2250	4500.0	93	3412	No
153	GOM_NL__2PRFIN20021025_111844_000000452010_00352_03412_2164.N1	25-OCT-2002 11:18:44	Bright	45.000	76	27Gam Cas	2.3000	30000.	90	3412	No
154	GOM_NL__2PRFIN20021025_112125_000000442010_00352_03412_2165.N1	25-OCT-2002 11:21:25	Bright	44.000	89	5Alp Cep	2.4510	8000.0	88	3412	No
155	GOM_NL__2PRFIN20021025_112643_000000442010_00352_03412_2166.N1	25-OCT-2002 11:26:43	Bright	44.000	49	1Alp UMi	1.9900	6300.0	88	3412	No
156	GOM_NL__2PRFIN20021025_113014_000000442010_00352_03412_2167.N1	25-OCT-2002 11:30:14	Bright	44.000	60	7Bet UMi	2.0810	3950.0	88	3412	No
157	GOM_NL__2PRFIN20021025_113456_000000472010_00352_03412_2168.N1	25-OCT-2002 11:34:56	Bright	46.500	36	50Alp UMa	1.8000	6300.0	93	3412	No
158	GOM_NL__2PRFIN20021025_113632_000000492010_00352_03412_2169.N1	25-OCT-2002 11:36:32	Bright	49.000	82	48Bet UMa	2.3650	10600.	98	3412	No
159	GOM_NL__2PRFIN20021025_114004_000000442010_00352_03412_2170.N1	25-OCT-2002 11:40:04	Bright	44.000	174	52Psi UMa	3.0040	4400.0	88	3412	No
160	GOM_NL__2PRFIN20021025_114709_000000432010_00352_03412_2171.N1	25-OCT-2002 11:47:09	Bright	43.000	96	68Del Leo	2.5600	9300.0	86	3412	No

161	GOM_NL__2PRFIN20021025_114915_000002422010_00352_03412_2172.N1	25-OCT-2002 11:49:15	Twilight	242.00	17	78Bet Gem	1.1610	4500.0	484	3412	No
162	GOM_NL__2PRFIN20021025_115925_000000702010_00352_03412_2173.N1	25-OCT-2002 11:59:25	Dark	70.000	48	30Alp Hya	1.9770	4100.0	140	3412	No
163	GOM_NL__2PRFIN20021025_120648_000000452010_00352_03412_2174.N1	25-OCT-2002 12:06:48	Dark	44.500	113	Mu Vel	2.6920	5000.0	89	3412	No
164	GOM_NL__2PRFIN20021025_120836_000000622010_00352_03412_2175.N1	25-OCT-2002 12:08:36	Dark	62.000	65	Lam Vel	2.2040	4400.0	124	3412	No
165	GOM_NL__2PRFIN20021025_121436_000000832010_00353_03413_2151.N1	25-OCT-2002 12:14:36	Dark	83.000	88	31Eta CMa	2.4480	20000.	166	3413	No
166	GOM_NL__2PRFIN20021025_121742_000000582010_00353_03413_2152.N1	25-OCT-2002 12:17:42	Dark	57.500	2	Alp Car	-0.73600	7000.0	115	3413	No
167	GOM_NL__2PRFIN20021025_122118_000000872010_00353_03413_2153.N1	25-OCT-2002 12:21:18	Dark	87.000	177	1Zet CMa	3.0220	26000.	174	3413	No
168	GOM_NL__2PRFIN20021025_122447_000002212010_00353_03413_2154.N1	25-OCT-2002 12:24:47	Dark	221.00	1	9Alp CMa	-1.4400	11000.	442	3413	No
169	GOM_NL__2PRFIN20021025_123030_000000502010_00353_03413_2155.N1	25-OCT-2002 12:30:30	Straylight	50.000	84	Alp Phe	2.3970	4500.0	100	3413	No
170	GOM_NL__2PRFIN20021025_123703_000000492010_00353_03413_2156.N1	25-OCT-2002 12:37:03	Straylight	48.500	52	16Bet Cet	2.0370	4500.0	97	3413	No
171	GOM_NL__2PRFIN20021025_124419_000000742010_00353_03413_2157.N1	25-OCT-2002 12:44:19	Bright	73.500	94	92Alp Cet	2.5260	3100.0	147	3413	No
172	GOM_NL__2PRFIN20021025_124632_000000442010_00353_03413_2158.N1	25-OCT-2002 12:46:32	Bright	44.000	140	88Gam Peg	2.8340	26000.	88	3413	No
173	GOM_NL__2PRFIN20021025_124828_000000512010_00353_03413_2159.N1	25-OCT-2002 12:48:28	Bright	50.500	105	6Bet Ari	2.6450	8900.0	101	3413	No
174	GOM_NL__2PRFIN20021025_125025_000000442010_00353_03413_2160.N1	25-OCT-2002 12:50:25	Bright	44.000	58	21Alp And	2.0730	11000.	88	3413	No
175	GOM_NL__2PRFIN20021025_125217_000000472010_00353_03413_2161.N1	25-OCT-2002 12:52:17	Bright	47.000	53	43Bet And	2.0480	3300.0	94	3413	No
176	GOM_NL__2PRFIN20021025_125508_000000502010_00353_03413_2162.N1	25-OCT-2002 12:55:08	Bright	50.000	73	57Gam1And	2.2600	13100.	100	3413	No
177	GOM_NL__2PRFIN20021025_125804_000000432010_00353_03413_2163.N1	25-OCT-2002 12:58:04	Bright	43.000	68	18Alp Cas	2.2250	4500.0	86	3413	No
178	GOM_NL__2PRFIN20021025_125920_000000452010_00353_03413_2164.N1	25-OCT-2002 12:59:20	Bright	44.500	76	27Gam Cas	2.3000	30000.	89	3413	No
179	GOM_NL__2PRFIN20021025_130202_000000452010_00353_03413_2165.N1	25-OCT-2002 13:02:02	Bright	44.500	89	5Alp Cep	2.4510	8000.0	89	3413	No
180	GOM_NL__2PRFIN20021025_130719_000000442010_00353_03413_2166.N1	25-OCT-2002 13:07:19	Bright	44.000	49	1Alp UMi	1.9900	6300.0	88	3413	No
181	GOM_NL__2PRFIN20021025_131051_000000432010_00353_03413_2167.N1	25-OCT-2002 13:10:51	Bright	43.000	60	7Bet UMi	2.0810	3950.0	86	3413	No
182	GOM_NL__2PRFIN20021025_131532_000000462010_00353_03413_2168.N1	25-OCT-2002 13:15:32	Bright	45.500	36	50Alp UMa	1.8000	6300.0	91	3413	No
183	GOM_NL__2PRFIN20021025_131708_000000452010_00353_03413_2169.N1	25-OCT-2002 13:17:08	Bright	44.500	82	48Bet UMa	2.3650	10600.	89	3413	No
184	GOM_NL__2PRFIN20021025_132040_000000452010_00353_03413_2170.N1	25-OCT-2002 13:20:40	Bright	44.500	174	52Psi UMa	3.0040	4400.0	89	3413	No
185	GOM_NL__2PRFIN20021025_132744_000000432010_00353_03413_2171.N1	25-OCT-2002 13:27:44	Bright	43.000	96	68Del Leo	2.5600	9300.0	86	3413	No
186	GOM_NL__2PRFIN20021025_132952_000002232010_00353_03413_2172.N1	25-OCT-2002 13:29:52	Twilight	223.00	17	78Bet Gem	1.1610	4500.0	446	3413	No
187	GOM_NL__2PRFIN20021025_134002_000000722010_00353_03413_2173.N1	25-OCT-2002 13:40:02	Dark	71.500	48	30Alp Hya	1.9770	4100.0	143	3413	No
188	GOM_NL__2PRFIN20021025_134724_000000452010_00353_03413_2174.N1	25-OCT-2002 13:47:24	Dark	45.000	113	Mu Vel	2.6920	5000.0	90	3413	No
189	GOM_NL__2PRFIN20021025_134913_000000632010_00353_03413_2175.N1	25-OCT-2002 13:49:13	Dark	63.000	65	Lam Vel	2.2040	4400.0	126	3413	No
190	GOM_NL__2PRFIN20021025_135514_000000842010_00354_03414_2985.N1	25-OCT-2002 13:55:14	Dark	83.500	88	31Eta CMa	2.4480	20000.	167	3414	No
191	GOM_NL__2PRFIN20021025_135818_000000572010_00354_03414_2986.N1	25-OCT-2002 13:58:18	Dark	57.000	2	Alp Car	-0.73600	7000.0	114	3414	No
192	GOM_NL__2PRFIN20021025_140156_000000882010_00354_03414_2987.N1	25-OCT-2002 14:01:56	Dark	88.000	177	1Zet CMa	3.0220	26000.	176	3414	No
193	GOM_NL__2PRFIN20021025_140528_000002212010_00354_03414_2988.N1	25-OCT-2002 14:05:28	Dark	221.00	1	9Alp CMa	-1.4400	11000.	442	3414	No
194	GOM_NL__2PRFIN20021025_141106_000000482010_00354_03414_2989.N1	25-OCT-2002 14:11:06	Straylight	48.000	84	Alp Phe	2.3970	4500.0	96	3414	No
195	GOM_NL__2PRFIN20021025_141739_000000522010_00354_03414_2990.N1	25-OCT-2002 14:17:39	Straylight	52.000	52	16Bet Cet	2.0370	4500.0	104	3414	No
196	GOM_NL__2PRFIN20021025_142455_000000722010_00354_03414_2991.N1	25-OCT-2002 14:24:55	Bright	72.000	94	92Alp Cet	2.5260	3100.0	144	3414	No
197	GOM_NL__2PRFIN20021025_142708_000000432010_00354_03414_2992.N1	25-OCT-2002 14:27:08	Bright	42.500	140	88Gam Peg	2.8340	26000.	85	3414	No
198	GOM_NL__2PRFIN20021025_142904_000000512010_00354_03414_2993.N1	25-OCT-2002 14:29:04	Bright	50.500	105	6Bet Ari	2.6450	8900.0	101	3414	No
199	GOM_NL__2PRFIN20021025_143101_000000442010_00354_03414_2994.N1	25-OCT-2002 14:31:01	Bright	44.000	58	21Alp And	2.0730	11000.	88	3414	No
200	GOM_NL__2PRFIN20021025_143250_000000502010_00354_03414_2995.N1	25-OCT-2002 14:32:50	Bright	49.500	53	43Bet And	2.0480	3300.0	99	3414	No
201	GOM_NL__2PRFIN20021025_143542_000000502010_00354_03414_2996.N1	25-OCT-2002 14:35:42	Bright	49.500	73	57Gam1And	2.2600	13100.	99	3414	No
202	GOM_NL__2PRFIN20021025_143837_000000452010_00354_03414_2997.N1	25-OCT-2002 14:38:37	Bright	45.000	68	18Alp Cas	2.2250	4500.0	90	3414	No
203	GOM_NL__2PRFIN20021025_143955_000000462010_00354_03414_2998.N1	25-OCT-2002 14:39:55	Bright	45.500	76	27Gam Cas	2.3000	30000.	91	3414	No
204	GOM_NL__2PRFIN20021025_144238_000000432010_00354_03414_2999.N1	25-OCT-2002 14:42:38	Bright	43.000	89	5Alp Cep	2.4510	8000.0	86	3414	No
205	GOM_NL__2PRFIN20021025_144754_000000412010_00354_03414_3000.N1	25-OCT-2002 14:47:54	Bright	41.000	49	1Alp UMi	1.9900	6300.0	82	3414	No
206	GOM_NL__2PRFIN20021025_145125_000000422010_00354_03414_3001.N1	25-OCT-2002 14:51:25	Bright	41.500	60	7Bet UMi	2.0810	3950.0	83	3414	No
207	GOM_NL__2PRFIN20021025_145608_000000462010_00354_03414_3002.N1	25-OCT-2002 14:56:08	Bright	45.500	36	50Alp UMa	1.8000	6300.0	91	3414	No
208	GOM_NL__2PRFIN20021025_145742_000000482010_00354_03414_3003.N1	25-OCT-2002 14:57:42	Bright	48.000	82	48Bet UMa	2.3650	10600.	96	3414	No
209	GOM_NL__2PRFIN20021025_150116_000000472010_00354_03414_3004.N1	25-OCT-2002 15:01:16	Bright	47.000	174	52Psi UMa	3.0040	4400.0	94	3414	No
210	GOM_NL__2PRFIN20021025_150820_000000572010_00354_03414_3005.N1	25-OCT-2002 15:08:20	Bright	57.000	96	68Del Leo	2.5600	9300.0	114	3414	No
211	GOM_NL__2PRFIN20021025_151029_000002272010_00354_03414_3006.N1	25-OCT-2002 15:10:29	Twilight	227.00	17	78Bet Gem	1.1610	4500.0	454	3414	No
212	GOM_NL__2PRFIN20021025_152038_000000712010_00354_03414_3007.N1	25-OCT-2002 15:20:38	Dark	71.000	48	30Alp Hya	1.9770	4100.0	142	3414	No
213	GOM_NL__2PRFIN20021025_152800_000000462010_00354_03414_3008.N1	25-OCT-2002 15:28:00	Dark	46.000	113	Mu Vel	2.6920	5000.0	92	3414	No
214	GOM_NL__2PRFIN20021025_152947_000000672010_00354_03414_3009.N1	25-OCT-2002 15:29:47	Dark	67.000	65	Lam Vel	2.2040	4400.0	134	3414	No
215	GOM_NL__2PRFIN20021025_153426_000000452010_00355_03415_2985.N1	25-OCT-2002 15:34:26	Dark	45.000	29	Bet Car	1.6720	10200.	90	3415	No
216	GOM_NL__2PRFIN20021025_153615_000000752010_00355_03415_2986.N1	25-OCT-2002 15:36:15	Dark	75.000	117	Pi Pup	2.7060	3800.0	150	3415	No
217	GOM_NL__2PRFIN20021025_153855_000000602010_00355_03415_2987.N1	25-OCT-2002 15:38:55	Dark	59.500	2	Alp Car	-0.73600	7000.0	119	3415	No
218	GOM_NL__2PRFIN20021025_154232_000000882010_00355_03415_2988.N1	25-OCT-2002 15:42:32	Dark	88.000	177	1Zet CMa	3.0220	26000.	176	3415	No
219	GOM_NL__2PRFIN20021025_154607_000002212010_00355_03415_2989.N1	25-OCT-2002 15:46:07	Straylight	220.50	1	9Alp CMa	-1.4400	11000.	441	3415	No

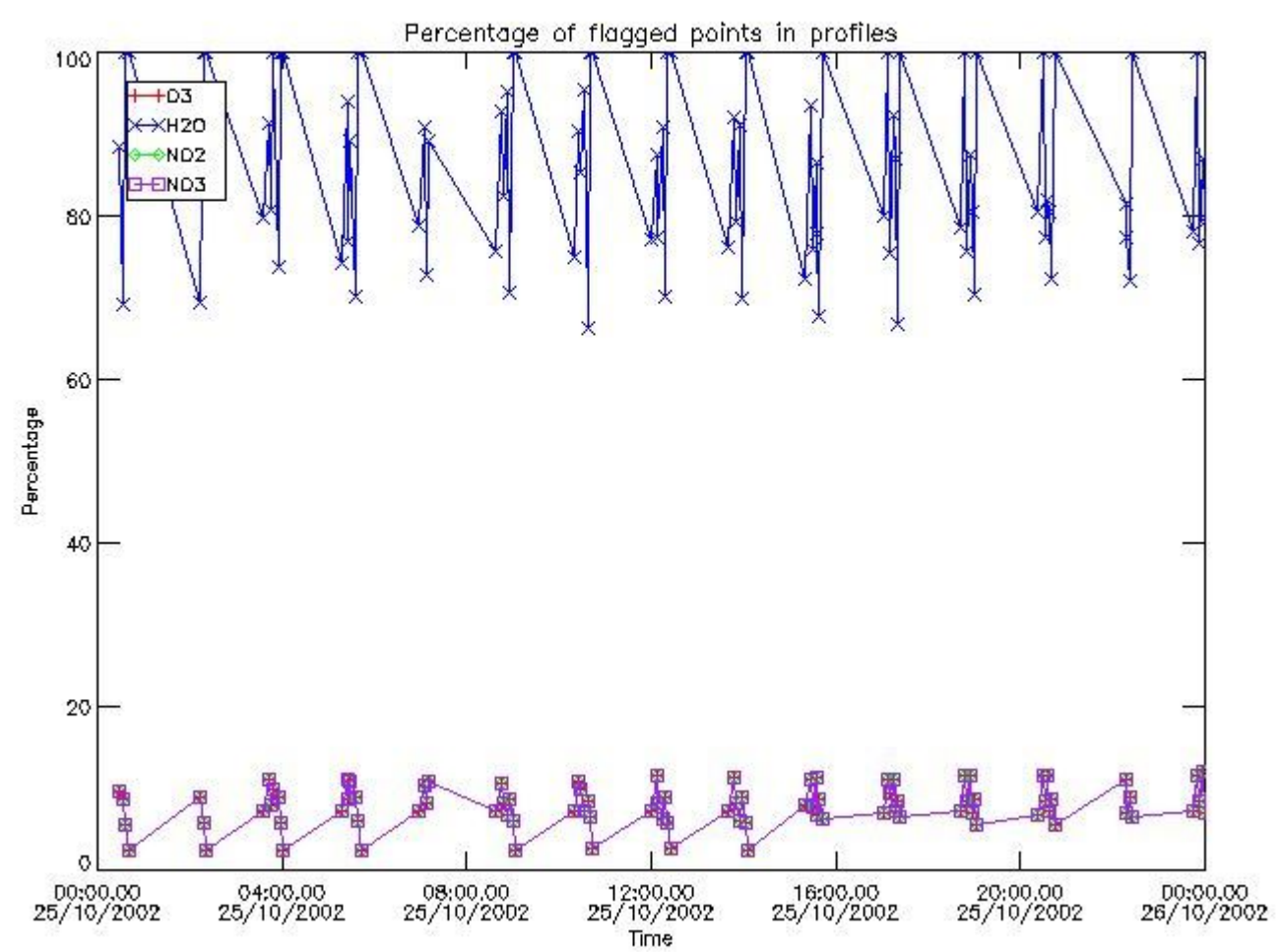
220	GOM_NL__2PRFIN20021025_155142_000000502010_00355_03415_2990.N1	25-OCT-2002 15:51:42	Straylight	49.500	84	Alp Phe	2.3970	4500.0	99	3415	No
221	GOM_NL__2PRFIN20021025_155815_000000502010_00355_03415_2991.N1	25-OCT-2002 15:58:15	Straylight	50.000	52	16Bet Cet	2.0370	4500.0	100	3415	No
222	GOM_NL__2PRFIN20021025_160530_000000712010_00355_03415_2992.N1	25-OCT-2002 16:05:30	Bright	71.000	94	92Alp Cet	2.5260	3100.0	142	3415	No
223	GOM_NL__2PRFIN20021025_160743_000000442010_00355_03415_2993.N1	25-OCT-2002 16:07:43	Bright	44.000	140	88Gam Peg	2.8340	26000.	88	3415	No
224	GOM_NL__2PRFIN20021025_160939_000000522010_00355_03415_2994.N1	25-OCT-2002 16:09:39	Bright	51.500	105	6Bet Ari	2.6450	8900.0	103	3415	No
225	GOM_NL__2PRFIN20021025_161136_000000462010_00355_03415_2995.N1	25-OCT-2002 16:11:36	Bright	46.000	58	21Alp And	2.0730	11000.	92	3415	No
226	GOM_NL__2PRFIN20021025_161328_000000462010_00355_03415_2996.N1	25-OCT-2002 16:13:28	Bright	46.000	53	43Bet And	2.0480	3300.0	92	3415	No
227	GOM_NL__2PRFIN20021025_161618_000000532010_00355_03415_2997.N1	25-OCT-2002 16:16:18	Bright	53.000	73	57Gam1And	2.2600	13100.	106	3415	No
228	GOM_NL__2PRFIN20021025_161915_000000432010_00355_03415_2998.N1	25-OCT-2002 16:19:15	Bright	42.500	68	18Alp Cas	2.2250	4500.0	85	3415	No
229	GOM_NL__2PRFIN20021025_162031_000000432010_00355_03415_2999.N1	25-OCT-2002 16:20:31	Bright	42.500	76	27Gam Cas	2.3000	30000.	85	3415	No
230	GOM_NL__2PRFIN20021025_162314_000000452010_00355_03415_3000.N1	25-OCT-2002 16:23:14	Bright	44.500	89	5Alp Cep	2.4510	8000.0	89	3415	No
231	GOM_NL__2PRFIN20021025_162829_000000452010_00355_03415_3001.N1	25-OCT-2002 16:28:29	Bright	44.500	49	1Alp UMi	1.9900	6300.0	89	3415	No
232	GOM_NL__2PRFIN20021025_163202_000000452010_00355_03415_3002.N1	25-OCT-2002 16:32:02	Bright	45.000	60	7Bet UMi	2.0810	3950.0	90	3415	No
233	GOM_NL__2PRFIN20021025_163644_000000482010_00355_03415_3003.N1	25-OCT-2002 16:36:44	Bright	47.500	36	50Alp UMa	1.8000	6300.0	95	3415	No
234	GOM_NL__2PRFIN20021025_163816_000000492010_00355_03415_3004.N1	25-OCT-2002 16:38:16	Bright	48.500	82	48Bet UMa	2.3650	10600.	97	3415	No
235	GOM_NL__2PRFIN20021025_164152_000000452010_00355_03415_3005.N1	25-OCT-2002 16:41:52	Bright	45.000	174	52Psi UMa	3.0040	4400.0	90	3415	No
236	GOM_NL__2PRFIN20021025_164854_000000472010_00355_03415_3006.N1	25-OCT-2002 16:48:54	Bright	46.500	96	68Del Leo	2.5600	9300.0	93	3415	No
237	GOM_NL__2PRFIN20021025_165106_000002222010_00355_03415_3007.N1	25-OCT-2002 16:51:06	Tw_i_and_stray	221.50	17	78Bet Gem	1.1610	4500.0	443	3415	No
238	GOM_NL__2PRFIN20021025_170115_000000732010_00355_03415_3008.N1	25-OCT-2002 17:01:15	Dark	72.500	48	30Alp Hya	1.9770	4100.0	145	3415	No
239	GOM_NL__2PRFIN20021025_170801_000000462010_00355_03415_3009.N1	25-OCT-2002 17:08:01	Dark	46.000	99	Del Cen	2.5750	26000.	92	3415	No
240	GOM_NL__2PRFIN20021025_171023_000000602010_00355_03415_3010.N1	25-OCT-2002 17:10:23	Dark	59.500	65	Lam Vel	2.2040	4400.0	119	3415	No
241	GOM_NL__2PRFIN20021025_171503_000000462010_00356_03416_2985.N1	25-OCT-2002 17:15:03	Dark	45.500	29	Bet Car	1.6720	10200.	91	3416	No
242	GOM_NL__2PRFIN20021025_171652_000000702010_00356_03416_2986.N1	25-OCT-2002 17:16:52	Dark	70.000	117	Pi Pup	2.7060	3800.0	140	3416	No
243	GOM_NL__2PRFIN20021025_171932_000000612010_00356_03416_2987.N1	25-OCT-2002 17:19:32	Dark	60.500	2	Alp Car	-0.73600	7000.0	121	3416	No
244	GOM_NL__2PRFIN20021025_172310_000000882010_00356_03416_2988.N1	25-OCT-2002 17:23:10	Dark	87.500	177	1Zet CMa	3.0220	26000.	175	3416	No
245	GOM_NL__2PRFIN20021025_172647_000002212010_00356_03416_2989.N1	25-OCT-2002 17:26:47	Straylight	221.00	1	9Alp CMa	-1.4400	11000.	442	3416	No
246	GOM_NL__2PRFIN20021025_173218_000000512010_00356_03416_2990.N1	25-OCT-2002 17:32:18	Straylight	50.500	84	Alp Phe	2.3970	4500.0	101	3416	No
247	GOM_NL__2PRFIN20021025_173851_000000512010_00356_03416_2991.N1	25-OCT-2002 17:38:51	Straylight	51.000	52	16Bet Cet	2.0370	4500.0	102	3416	No
248	GOM_NL__2PRFIN20021025_174605_000000702010_00356_03416_2992.N1	25-OCT-2002 17:46:05	Bright	69.500	94	92Alp Cet	2.5260	3100.0	139	3416	No
249	GOM_NL__2PRFIN20021025_174820_000000432010_00356_03416_2993.N1	25-OCT-2002 17:48:20	Bright	43.000	140	88Gam Peg	2.8340	26000.	86	3416	No
250	GOM_NL__2PRFIN20021025_175014_000000512010_00356_03416_2994.N1	25-OCT-2002 17:50:14	Bright	50.500	105	6Bet Ari	2.6450	8900.0	101	3416	No
251	GOM_NL__2PRFIN20021025_175212_000000452010_00356_03416_2995.N1	25-OCT-2002 17:52:12	Bright	45.000	58	21Alp And	2.0730	11000.	90	3416	No
252	GOM_NL__2PRFIN20021025_175404_000000482010_00356_03416_2996.N1	25-OCT-2002 17:54:04	Bright	48.000	53	43Bet And	2.0480	3300.0	96	3416	No
253	GOM_NL__2PRFIN20021025_175653_000000522010_00356_03416_2997.N1	25-OCT-2002 17:56:53	Bright	51.500	73	57Gam1And	2.2600	13100.	103	3416	No
254	GOM_NL__2PRFIN20021025_175951_000000442010_00356_03416_2998.N1	25-OCT-2002 17:59:51	Bright	43.500	68	18Alp Cas	2.2250	4500.0	87	3416	No
255	GOM_NL__2PRFIN20021025_180106_000000472010_00356_03416_2999.N1	25-OCT-2002 18:01:06	Bright	46.500	76	27Gam Cas	2.3000	30000.	93	3416	No
256	GOM_NL__2PRFIN20021025_180350_000000452010_00356_03416_3000.N1	25-OCT-2002 18:03:50	Bright	44.500	89	5Alp Cep	2.4510	8000.0	89	3416	No
257	GOM_NL__2PRFIN20021025_180905_000000462010_00356_03416_3001.N1	25-OCT-2002 18:09:05	Bright	46.000	49	1Alp UMi	1.9900	6300.0	92	3416	No
258	GOM_NL__2PRFIN20021025_181238_000000462010_00356_03416_3002.N1	25-OCT-2002 18:12:38	Bright	45.500	60	7Bet UMi	2.0810	3950.0	91	3416	No
259	GOM_NL__2PRFIN20021025_181719_000000442010_00356_03416_3003.N1	25-OCT-2002 18:17:19	Bright	44.000	36	50Alp UMa	1.8000	6300.0	88	3416	No
260	GOM_NL__2PRFIN20021025_181855_000000462010_00356_03416_3004.N1	25-OCT-2002 18:18:55	Bright	45.500	82	48Bet UMa	2.3650	10600.	91	3416	No
261	GOM_NL__2PRFIN20021025_182225_000000482010_00356_03416_3005.N1	25-OCT-2002 18:22:25	Bright	47.500	174	52Psi UMa	3.0040	4400.0	95	3416	No
262	GOM_NL__2PRFIN20021025_182932_000000472010_00356_03416_3006.N1	25-OCT-2002 18:29:32	Bright	46.500	96	68Del Leo	2.5600	9300.0	93	3416	No
263	GOM_NL__2PRFIN20021025_183143_000002282010_00356_03416_3007.N1	25-OCT-2002 18:31:43	Tw_i_and_stray	228.00	17	78Bet Gem	1.1610	4500.0	456	3416	No
264	GOM_NL__2PRFIN20021025_184152_000000712010_00356_03416_3008.N1	25-OCT-2002 18:41:52	Dark	70.500	48	30Alp Hya	1.9770	4100.0	141	3416	No
265	GOM_NL__2PRFIN20021025_184837_000000452010_00356_03416_3009.N1	25-OCT-2002 18:48:37	Dark	44.500	99	Del Cen	2.5750	26000.	89	3416	No
266	GOM_NL__2PRFIN20021025_185100_000000662010_00356_03416_3010.N1	25-OCT-2002 18:51:00	Dark	66.000	65	Lam Vel	2.2040	4400.0	132	3416	No
267	GOM_NL__2PRFIN20021025_185539_000000452010_00357_03417_3006.N1	25-OCT-2002 18:55:39	Dark	44.500	29	Bet Car	1.6720	10200.	89	3417	No
268	GOM_NL__2PRFIN20021025_185730_000000722010_00357_03417_3007.N1	25-OCT-2002 18:57:30	Dark	72.000	117	Pi Pup	2.7060	3800.0	144	3417	No
269	GOM_NL__2PRFIN20021025_190008_000000582010_00357_03417_3008.N1	25-OCT-2002 19:00:08	Dark	58.000	2	Alp Car	-0.73600	7000.0	116	3417	No
270	GOM_NL__2PRFIN20021025_190347_000000922010_00357_03417_3009.N1	25-OCT-2002 19:03:47	Dark	91.500	177	1Zet CMa	3.0220	26000.	183	3417	No
271	GOM_NL__2PRFIN20021025_190728_000002212010_00357_03417_3010.N1	25-OCT-2002 19:07:28	Straylight	221.00	1	9Alp CMa	-1.4400	11000.	442	3417	No
272	GOM_NL__2PRFIN20021025_191254_000000462010_00357_03417_3011.N1	25-OCT-2002 19:12:54	Straylight	45.500	84	Alp Phe	2.3970	4500.0	91	3417	No
273	GOM_NL__2PRFIN20021025_191927_000000532010_00357_03417_3012.N1	25-OCT-2002 19:19:27	Straylight	52.500	52	16Bet Cet	2.0370	4500.0	105	3417	No
274	GOM_NL__2PRFIN20021025_192640_000000742010_00357_03417_3013.N1	25-OCT-2002 19:26:40	Bright	74.000	94	92Alp Cet	2.5260	3100.0	148	3417	No
275	GOM_NL__2PRFIN20021025_192856_000000432010_00357_03417_3014.N1	25-OCT-2002 19:28:56	Bright	43.000	140	88Gam Peg	2.8340	26000.	86	3417	No
276	GOM_NL__2PRFIN20021025_193050_000000522010_00357_03417_3015.N1	25-OCT-2002 19:30:50	Bright	52.000	105	6Bet Ari	2.6450	8900.0	104	3417	No
277	GOM_NL__2PRFIN20021025_193248_000000462010_00357_03417_3016.N1	25-OCT-2002 19:32:48	Bright	46.000	58	21Alp And	2.0730	11000.	92	3417	No
278	GOM_NL__2PRFIN20021025_193439_000000482010_00357_03417_3017.N1	25-OCT-2002 19:34:39	Bright	47.500	53	43Bet And	2.0480	3300.0	95	3417	No

279	GOM_NL__2PRFIN20021025_193728_000000502010_00357_03417_3018.N1	25-OCT-2002 19:37:28	Bright	49.500	73	57Gam1And	2.2600	13100.	99	3417	No
280	GOM_NL__2PRFIN20021025_194026_000000472010_00357_03417_3019.N1	25-OCT-2002 19:40:26	Bright	46.500	68	18Alp Cas	2.2250	4500.0	93	3417	No
281	GOM_NL__2PRFIN20021025_194142_000000462010_00357_03417_3020.N1	25-OCT-2002 19:41:42	Bright	46.000	76	27Gam Cas	2.3000	30000.	92	3417	No
282	GOM_NL__2PRFIN20021025_194427_000000422010_00357_03417_3021.N1	25-OCT-2002 19:44:27	Bright	41.500	89	5Alp Cep	2.4510	8000.0	83	3417	No
283	GOM_NL__2PRFIN20021025_194941_000000442010_00357_03417_3022.N1	25-OCT-2002 19:49:41	Bright	44.000	49	1Alp UMi	1.9900	6300.0	88	3417	No
284	GOM_NL__2PRFIN20021025_195315_000000452010_00357_03417_3023.N1	25-OCT-2002 19:53:15	Bright	45.000	60	7Bet UMi	2.0810	3950.0	90	3417	No
285	GOM_NL__2PRFIN20021025_195755_000000482010_00357_03417_3024.N1	25-OCT-2002 19:57:55	Bright	48.000	36	50Alp UMa	1.8000	6300.0	96	3417	No
286	GOM_NL__2PRFIN20021025_195928_000000492010_00357_03417_3025.N1	25-OCT-2002 19:59:28	Bright	48.500	82	48Bet UMa	2.3650	10600.	97	3417	No
287	GOM_NL__2PRFIN20021025_200304_000000462010_00357_03417_3026.N1	25-OCT-2002 20:03:04	Bright	45.500	174	52Psi UMa	3.0040	4400.0	91	3417	No
288	GOM_NL__2PRFIN20021025_201008_000000462010_00357_03417_3027.N1	25-OCT-2002 20:10:08	Bright	45.500	96	68Del Leo	2.5600	9300.0	91	3417	No
289	GOM_NL__2PRFIN20021025_201221_000002442010_00357_03417_3028.N1	25-OCT-2002 20:12:21	Tw_i_and_stray	244.00	17	78Bet Gem	1.1610	4500.0	488	3417	No
290	GOM_NL__2PRFIN20021025_202226_000000752010_00357_03417_3029.N1	25-OCT-2002 20:22:26	Dark	74.500	48	30Alp Hya	1.9770	4100.0	149	3417	No
291	GOM_NL__2PRFIN20021025_202913_000000452010_00357_03417_3030.N1	25-OCT-2002 20:29:13	Dark	44.500	99	Del Cen	2.5750	26000.	89	3417	No
292	GOM_NL__2PRFIN20021025_203139_000000672010_00357_03417_3031.N1	25-OCT-2002 20:31:39	Dark	66.500	65	Lam Vel	2.2040	4400.0	133	3417	No
293	GOM_NL__2PRFIN20021025_203615_000000452010_00358_03418_9260.N1	25-OCT-2002 20:36:15	Dark	44.500	29	Bet Car	1.6720	10200.	89	3418	No
294	GOM_NL__2PRFIN20021025_203808_000000702010_00358_03418_9261.N1	25-OCT-2002 20:38:08	Dark	69.500	117	Pi Pup	2.7060	3800.0	139	3418	No
295	GOM_NL__2PRFIN20021025_204045_000000582010_00358_03418_9262.N1	25-OCT-2002 20:40:45	Dark	58.000	2	Alp Car	-0.73600	7000.0	116	3418	No
296	GOM_NL__2PRFIN20021025_204425_000000912010_00358_03418_9263.N1	25-OCT-2002 20:44:25	Dark	90.500	177	1Zet CMa	3.0220	26000.	181	3418	No
297	GOM_NL__2PRFIN20021025_204808_000002212010_00358_03418_9264.N1	25-OCT-2002 20:48:08	Straylight	221.00	1	9Alp CMa	-1.4400	11000.	442	3418	No
298	GOM_NL__2PRFIN20021025_221651_000000462010_00359_03419_3007.N1	25-OCT-2002 22:16:51	Dark	46.000	29	Bet Car	1.6720	10200.	92	3419	No
299	GOM_NL__2PRFIN20021025_221845_000000742010_00359_03419_3008.N1	25-OCT-2002 22:18:45	Dark	73.500	117	Pi Pup	2.7060	3800.0	147	3419	No
300	GOM_NL__2PRFIN20021025_222121_000000582010_00359_03419_3009.N1	25-OCT-2002 22:21:21	Dark	57.500	2	Alp Car	-0.73600	7000.0	115	3419	No
301	GOM_NL__2PRFIN20021025_222503_000000882010_00359_03419_3010.N1	25-OCT-2002 22:25:03	Dark	87.500	177	1Zet CMa	3.0220	26000.	175	3419	No
302	GOM_NL__2PRFIN20021025_222848_000002212010_00359_03419_3011.N1	25-OCT-2002 22:28:48	Straylight	221.00	1	9Alp CMa	-1.4400	11000.	442	3419	No
303	GOM_NL__2PRFIN20021025_223406_000000492010_00359_03419_3012.N1	25-OCT-2002 22:34:06	Straylight	49.000	84	Alp Phe	2.3970	4500.0	98	3419	No
304	GOM_NL__2PRFIN20021025_224039_000000532010_00359_03419_3013.N1	25-OCT-2002 22:40:39	Straylight	52.500	52	16Bet Cet	2.0370	4500.0	105	3419	No
305	GOM_NL__2PRFIN20021025_224751_000000672010_00359_03419_3014.N1	25-OCT-2002 22:47:51	Bright	66.500	94	92Alp Cet	2.5260	3100.0	133	3419	No
306	GOM_NL__2PRFIN20021025_225008_000000442010_00359_03419_3015.N1	25-OCT-2002 22:50:08	Bright	43.500	140	88Gam Peg	2.8340	26000.	87	3419	No
307	GOM_NL__2PRFIN20021025_225201_000000512010_00359_03419_3016.N1	25-OCT-2002 22:52:01	Bright	50.500	105	6Bet Ari	2.6450	8900.0	101	3419	No
308	GOM_NL__2PRFIN20021025_225401_000000452010_00359_03419_3017.N1	25-OCT-2002 22:54:01	Bright	44.500	58	21Alp And	2.0730	11000.	89	3419	No
309	GOM_NL__2PRFIN20021025_225550_000000482010_00359_03419_3018.N1	25-OCT-2002 22:55:50	Bright	48.000	53	43Bet And	2.0480	3300.0	96	3419	No
310	GOM_NL__2PRFIN20021025_225840_000000522010_00359_03419_3019.N1	25-OCT-2002 22:58:40	Bright	52.000	73	57Gam1And	2.2600	13100.	104	3419	No
311	GOM_NL__2PRFIN20021025_230138_000000462010_00359_03419_3020.N1	25-OCT-2002 23:01:38	Bright	46.000	68	18Alp Cas	2.2250	4500.0	92	3419	No
312	GOM_NL__2PRFIN20021025_230254_000000452010_00359_03419_3021.N1	25-OCT-2002 23:02:54	Bright	45.000	76	27Gam Cas	2.3000	30000.	90	3419	No
313	GOM_NL__2PRFIN20021025_230539_000000452010_00359_03419_3022.N1	25-OCT-2002 23:05:39	Bright	44.500	89	5Alp Cep	2.4510	8000.0	89	3419	No
314	GOM_NL__2PRFIN20021025_231053_000000442010_00359_03419_3023.N1	25-OCT-2002 23:10:53	Bright	44.000	49	1Alp UMi	1.9900	6300.0	88	3419	No
315	GOM_NL__2PRFIN20021025_231427_000000442010_00359_03419_3024.N1	25-OCT-2002 23:14:27	Bright	43.500	60	7Bet UMi	2.0810	3950.0	87	3419	No
316	GOM_NL__2PRFIN20021025_231905_000000502010_00359_03419_3025.N1	25-OCT-2002 23:19:05	Bright	50.000	36	50Alp UMa	1.8000	6300.0	100	3419	No
317	GOM_NL__2PRFIN20021025_232042_000000462010_00359_03419_3026.N1	25-OCT-2002 23:20:42	Bright	46.000	82	48Bet UMa	2.3650	10600.	92	3419	No
318	GOM_NL__2PRFIN20021025_232413_000000492010_00359_03419_3027.N1	25-OCT-2002 23:24:13	Bright	49.000	174	52Psi UMa	3.0040	4400.0	98	3419	No
319	GOM_NL__2PRFIN20021025_233118_000000472010_00359_03419_3028.N1	25-OCT-2002 23:31:18	Bright	47.000	96	68Del Leo	2.5600	9300.0	94	3419	No
320	GOM_NL__2PRFIN20021025_233335_000002462010_00359_03419_3029.N1	25-OCT-2002 23:33:35	Tw_i_and_stray	245.50	17	78Bet Gem	1.1610	4500.0	491	3419	No
321	GOM_NL__2PRFIN20021025_234343_000000722010_00359_03419_3030.N1	25-OCT-2002 23:43:43	Dark	71.500	48	30Alp Hya	1.9770	4100.0	143	3419	No
322	GOM_NL__2PRFIN20021025_235025_000000452010_00359_03419_3031.N1	25-OCT-2002 23:50:25	Dark	44.500	99	Del Cen	2.5750	26000.	89	3419	No
323	GOM_NL__2PRFIN20021025_235252_000000612010_00359_03419_3032.N1	25-OCT-2002 23:52:52	Dark	60.500	65	Lam Vel	2.2040	4400.0	121	3419	No
324	GOM_NL__2PRFIN20021025_235727_000000472010_00360_03420_3005.N1	25-OCT-2002 23:57:27	Dark	46.500	29	Bet Car	1.6720	10200.	93	3420	No
325	GOM_NL__2PRFIN20021025_235922_000000732010_00360_03420_3006.N1	25-OCT-2002 23:59:22	Dark	72.500	117	Pi Pup	2.7060	3800.0	145	3420	No

3. Quality information per product


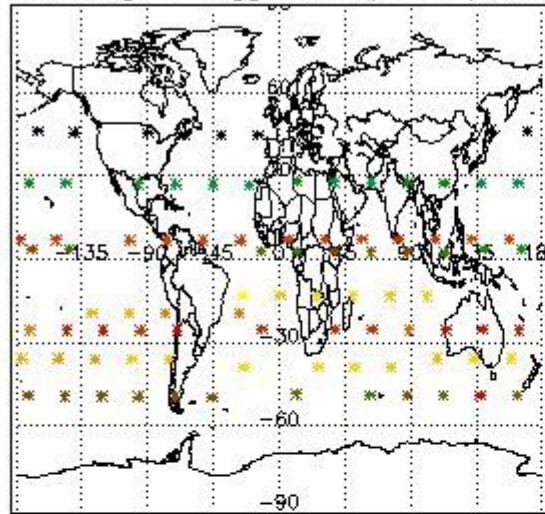
In this section it is plotted some information contained in the Quality Summary data set of the level 2 products. Only products in dark limb conditions and without errors (error flag in the MPH set to "0") are used.

3.1 Plot quality information per product (time dependant)

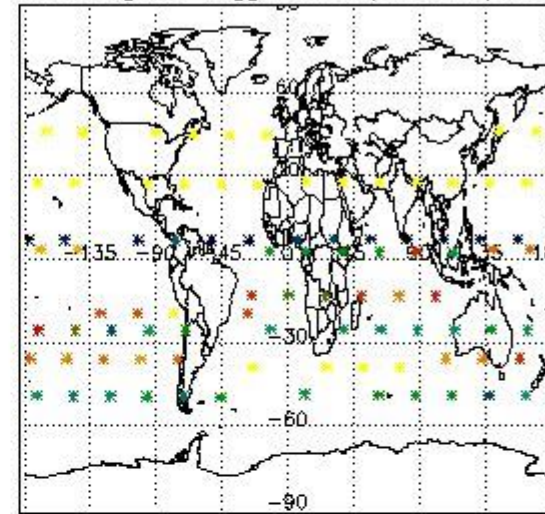


3.2 Plot quality information per product (world map)


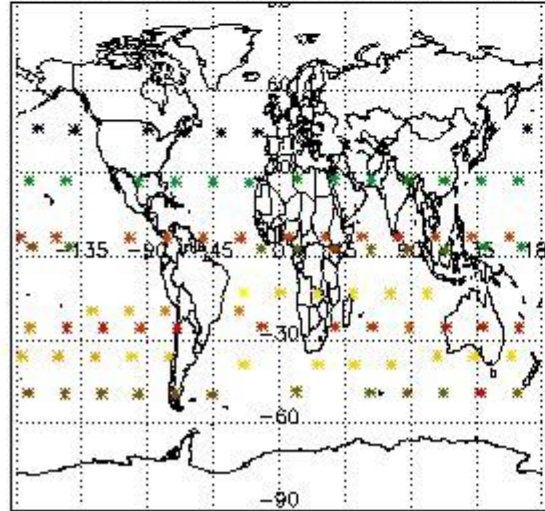
Percentage of flagged data per O3 profile



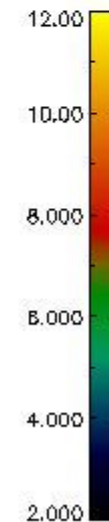
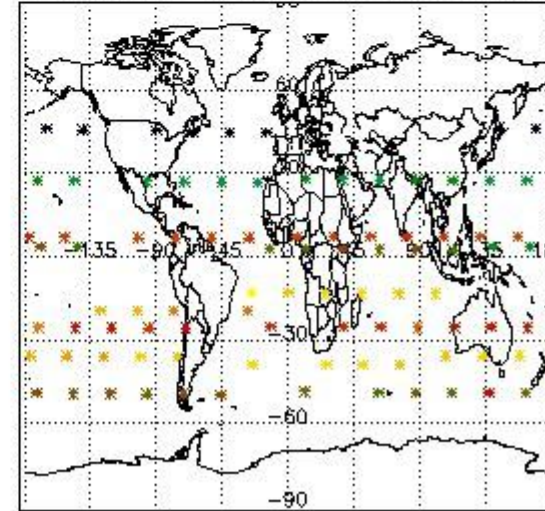
Percentage of flagged data per H2O profile



Percentage of flagged data per NO2 profile



Percentage of flagged data per NO3 profile

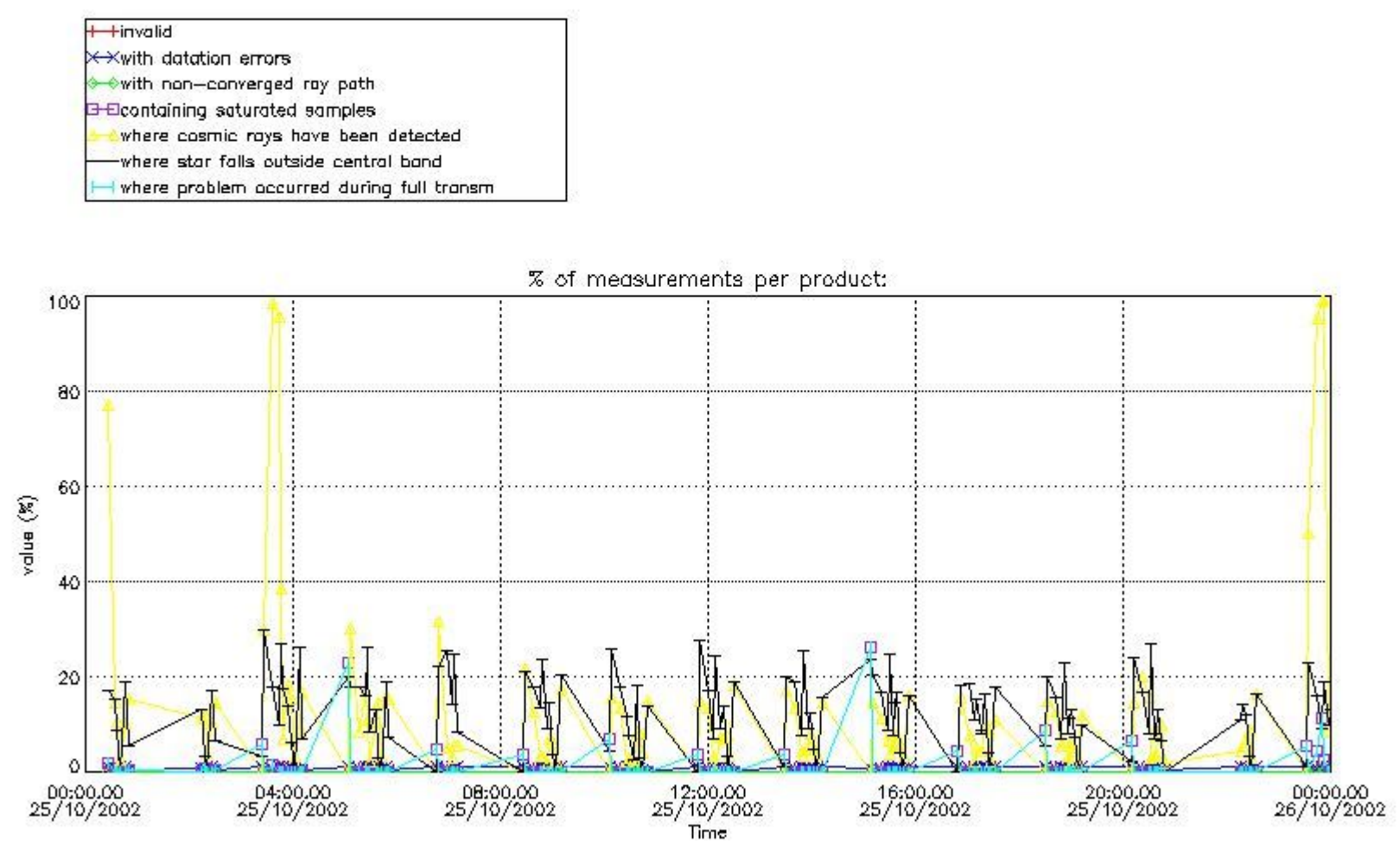


4. Level 1 quality information per product

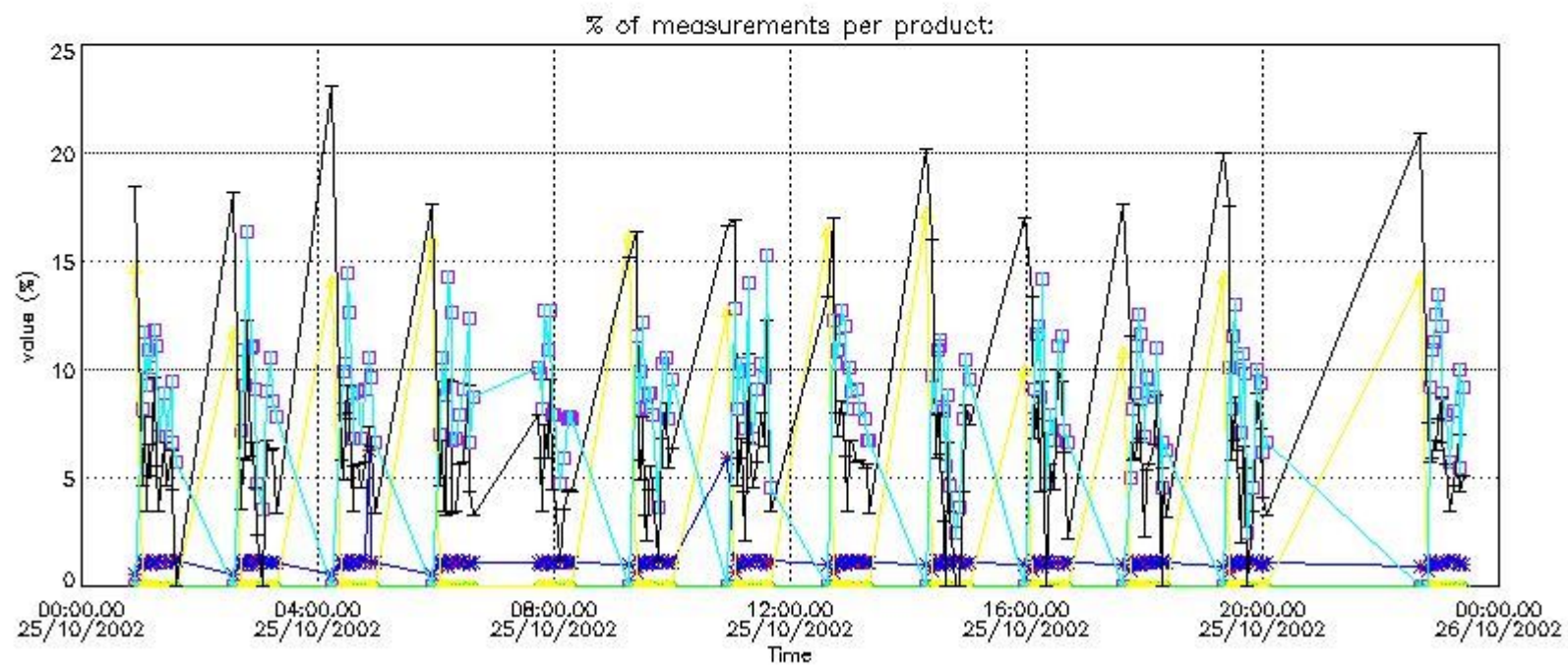
In this section it is plotted some information contained in the Quality Summary data set of the level 2 products that comes from the level 1b processing. Products without errors (error flag in the MPH set to "0") are used.

4.1 Plot quality information per product (time dependant) coming from level 1b processing

4.1.1 Plot level 1 quality information per product (time dependant): ENVISAT ASCENDING passes



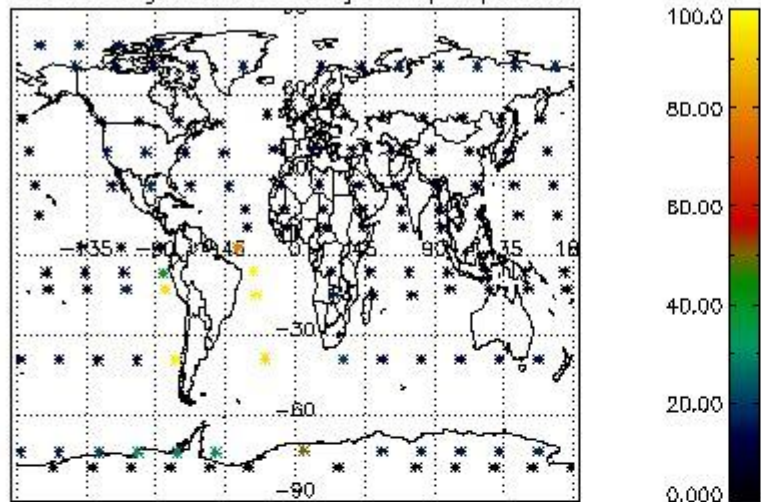
4.1.2 Plot level 1 quality information per product (time dependant): ENVI SAT DESCENDING passes



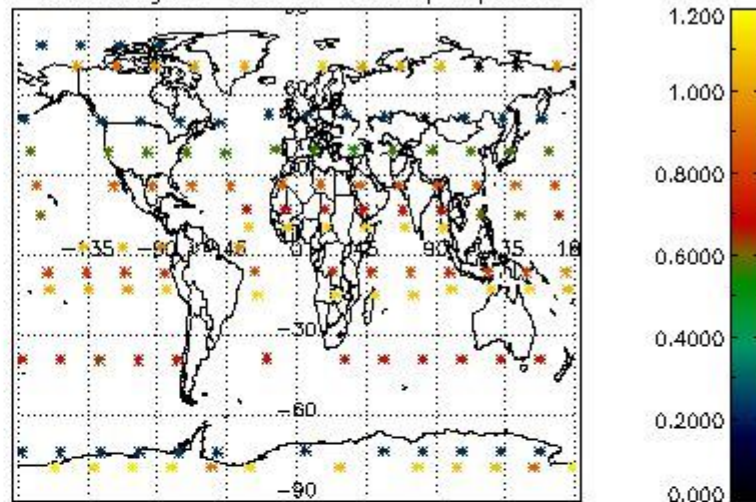
4.2 Plot quality information per product coming from level 1b processing (world map)

4.2.1 Plot level 1 quality information per product (world map): ENVISAT ASCENDING passes

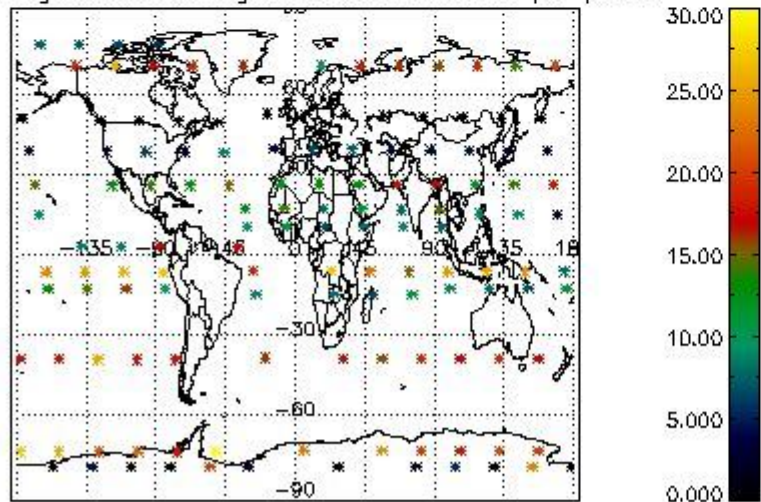
Percentage of cosmic ray hits per profile



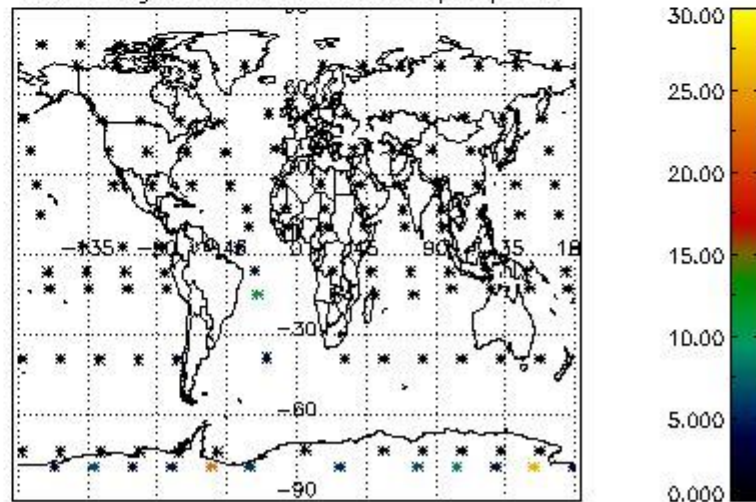
Percentage of datation errors per profile



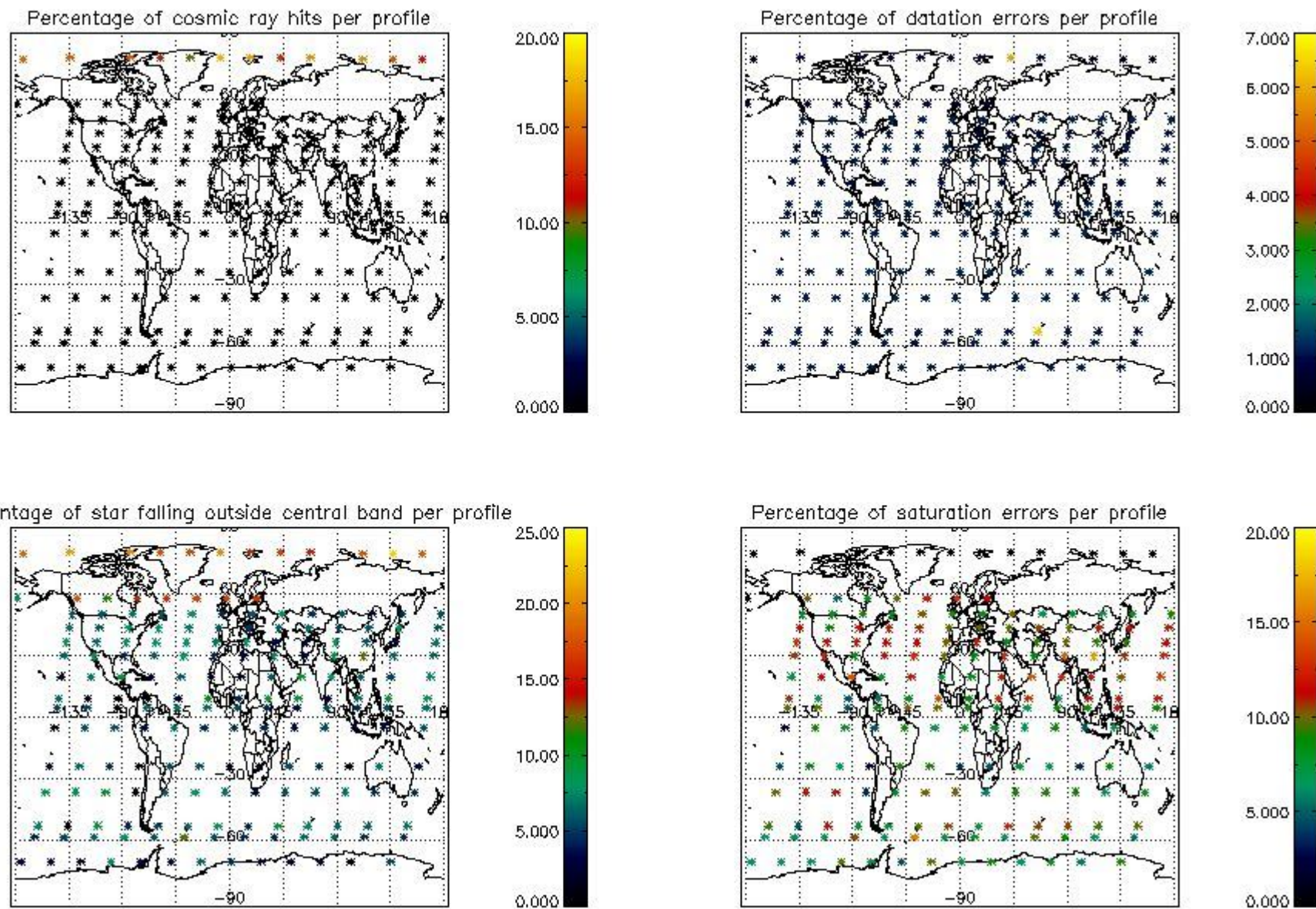
Percentage of star falling outside central band per profile



Percentage of saturation errors per profile



4.2.2 Plot level 1 quality information per product (world map): ENVISAT DESCENDING passes



5. Trace gas profiles

5.1 Ozone statistics based on quality of products

The final quality of the products can be "measured" using the STD (Standard Deviation) attached to every point profile. This information is written to the parameter GOM_NL__2P/NL_LOCAL_SPECIES_DENSITY/o3_std of the level 2 products. The table below shows the statistics for given STD ranges.

The statistics are given with respect to the overall valid production:

- Products without fatal errors: GOM_NL__2P/MPH/PRODUCT_ERR=0
- Valid point profile: GOM_NL__2P/NL_LOCAL_SPECIES_DENSITY/pcd(0)=0

The 'Criteria' is applied to valid points of dark limb products:

- Products in dark limb illumination condition: GOM_NL__2P/NL_SUMMARY_QUALITY/obs_ill_cond=0
- Products without fatal errors: GOM_NL__2P/MPH/PRODUCT_ERR=0
- Valid point profile: GOM_NL__2P/NL_LOCAL_SPECIES_DENSITY/pcd(0)=0

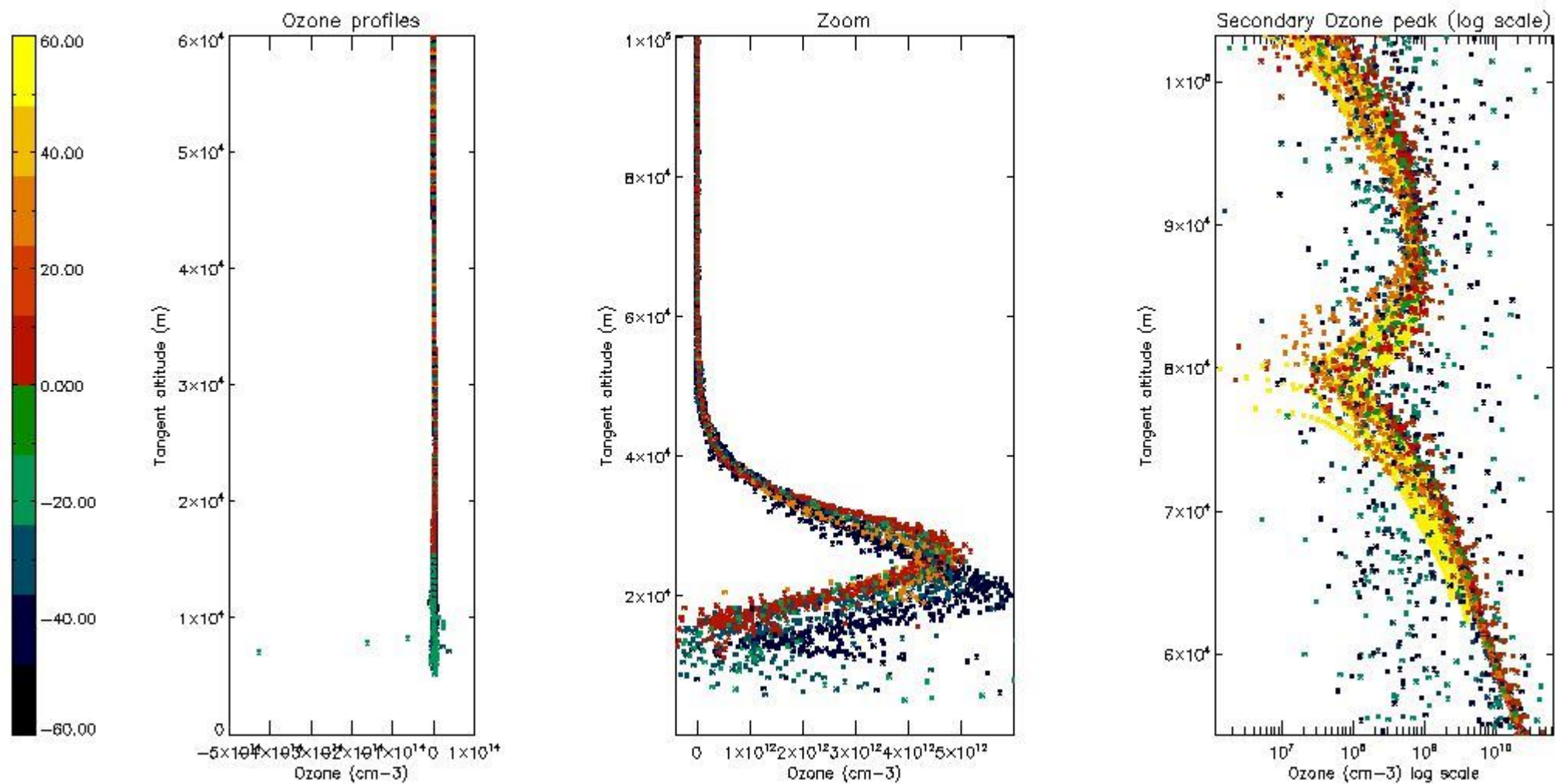
So, the table below shows the percentage of dark limb and valid observations for each criteria with respect to the overall valid daily observations.

Criteria	% of total production
All STD	33
STD < 20	16

STD < 10	14
STD < 5	11

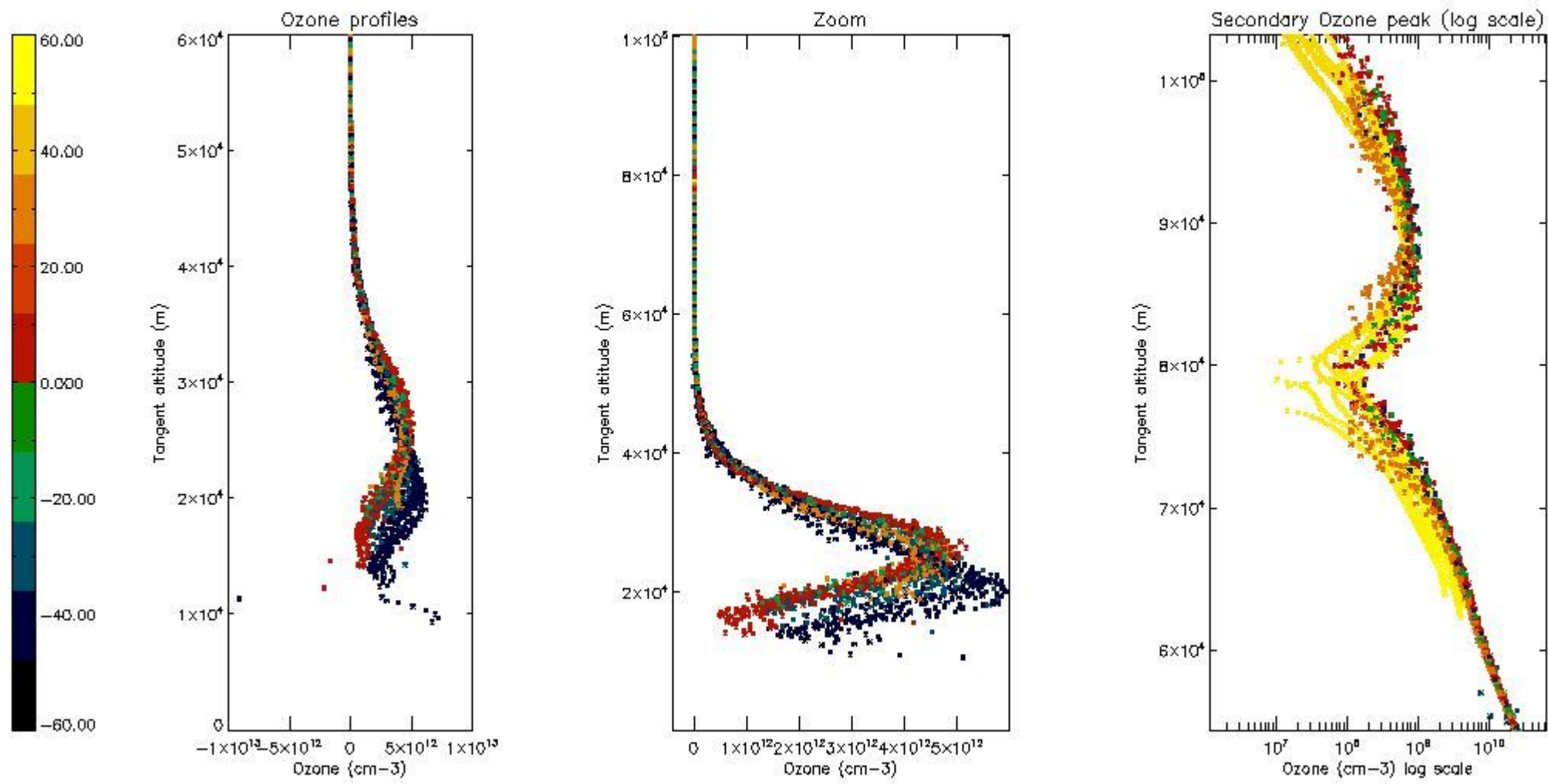
5.2 Plot ozone profiles for all STD (dark without errors)

The colorbar represents the latitude.



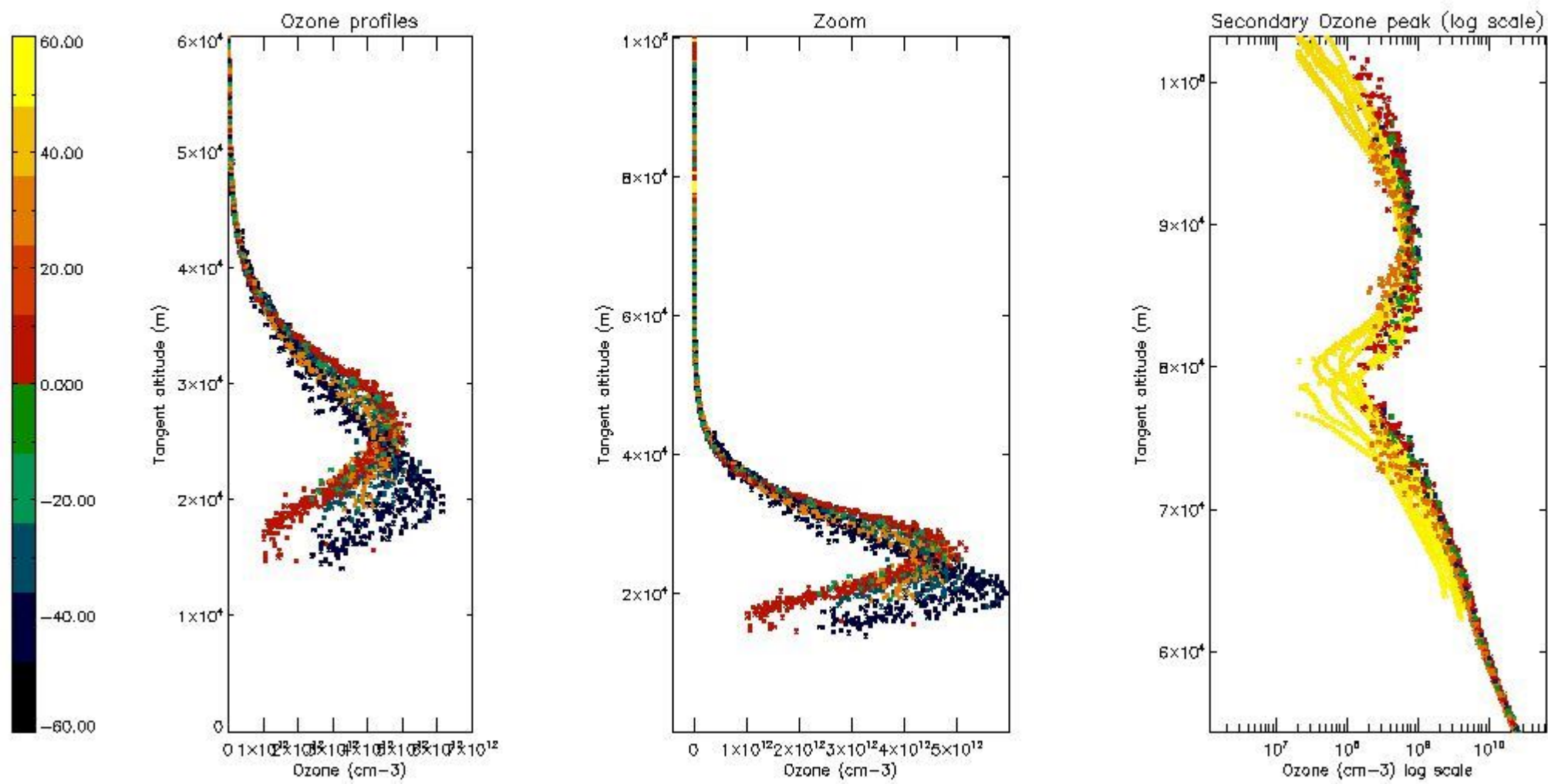
5.3 Plot ozone profiles where STD < 20% (dark without errors)

The colorbar represents the latitude.



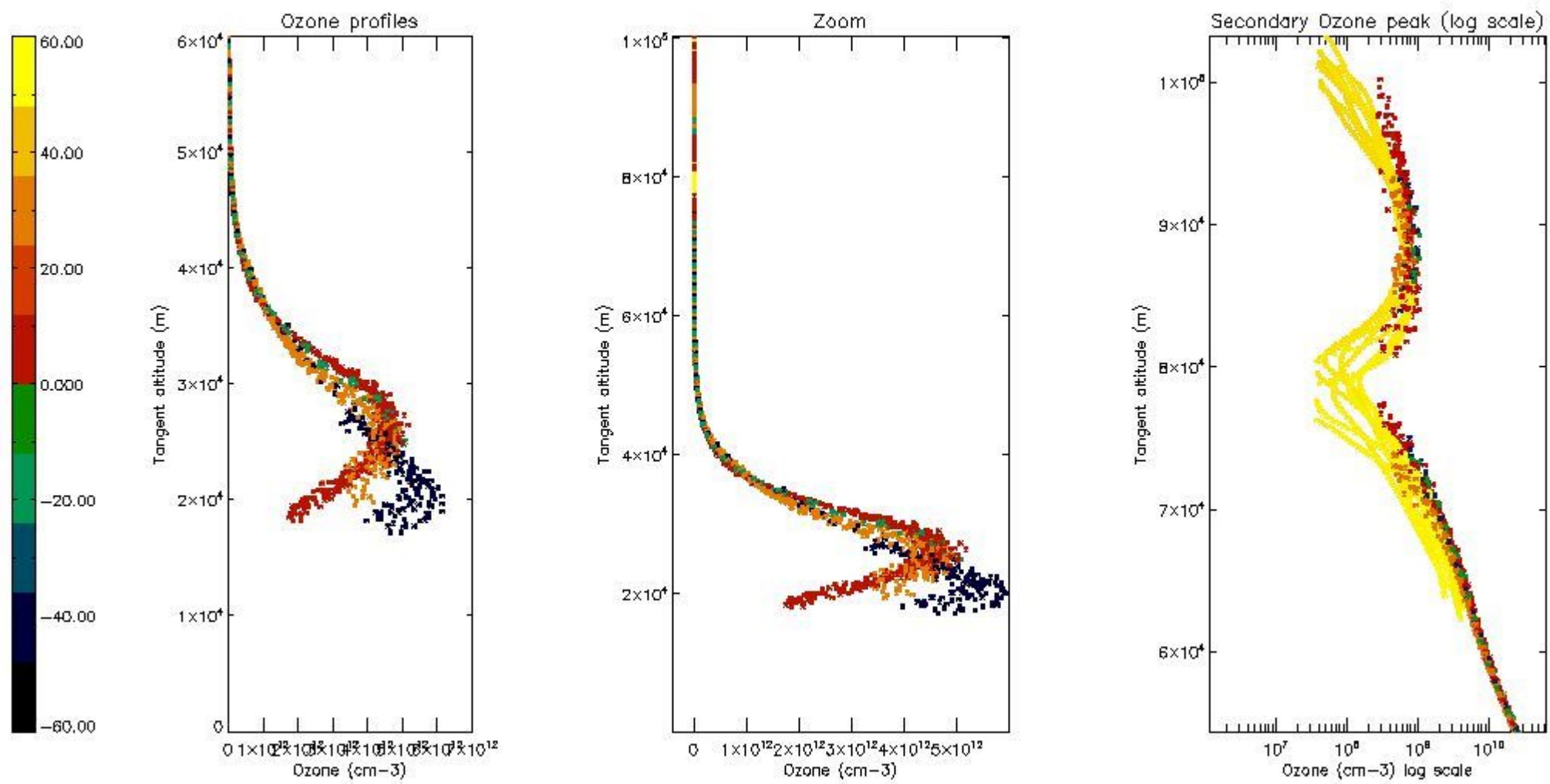
5.4 Plot ozone profiles where STD < 10% (dark without errors)

The colorbar represents the latitude.



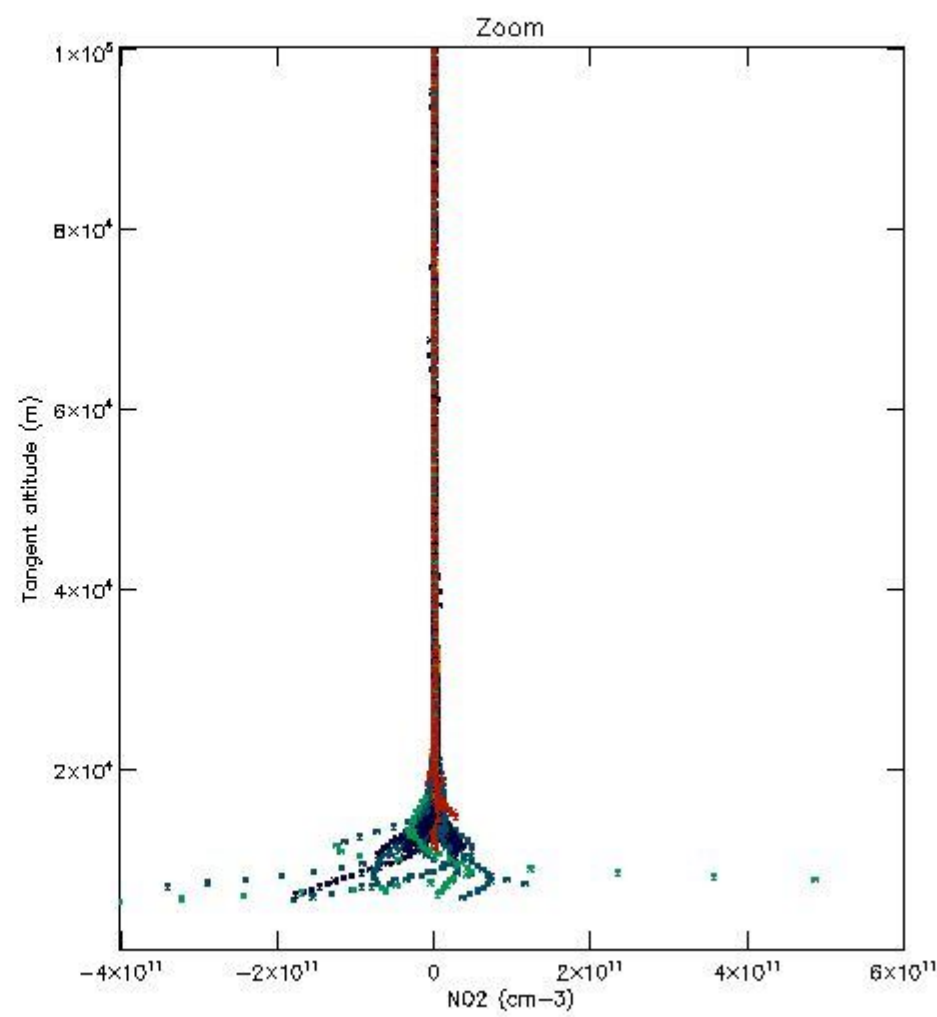
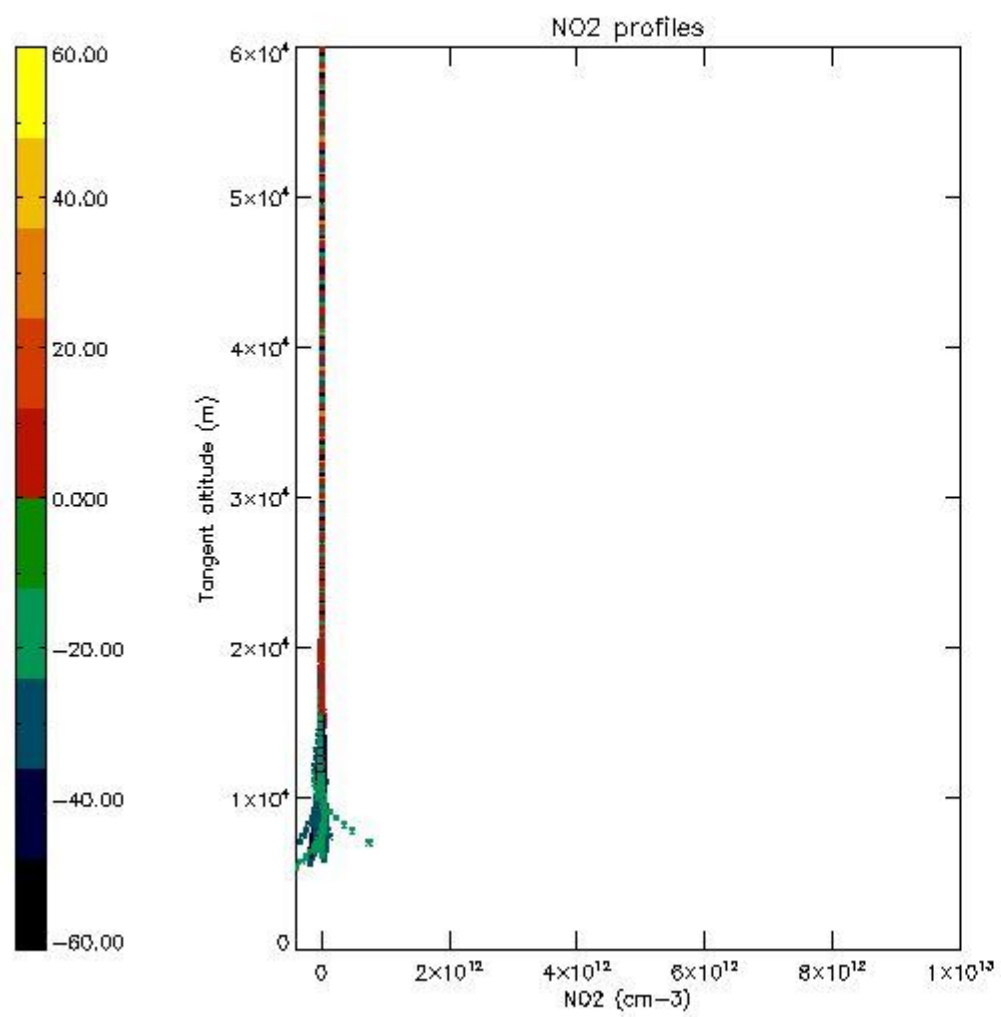
5.5 Plot ozone profiles where STD < 5% (dark without errors)

The colorbar represents the latitude.



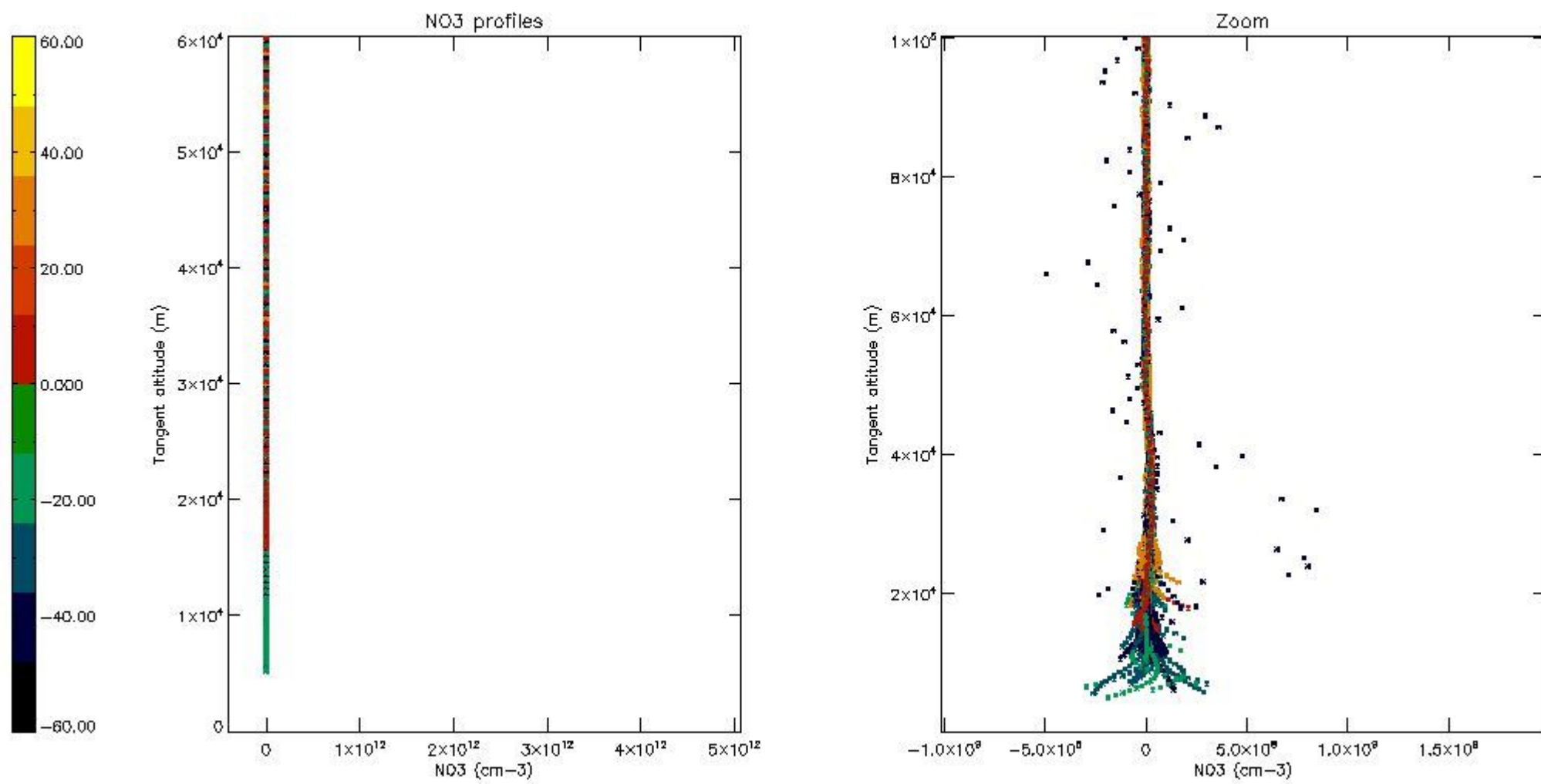
5.6 Plot NO₂ profiles for all STD (dark without errors)

The colorbar represents the latitude.



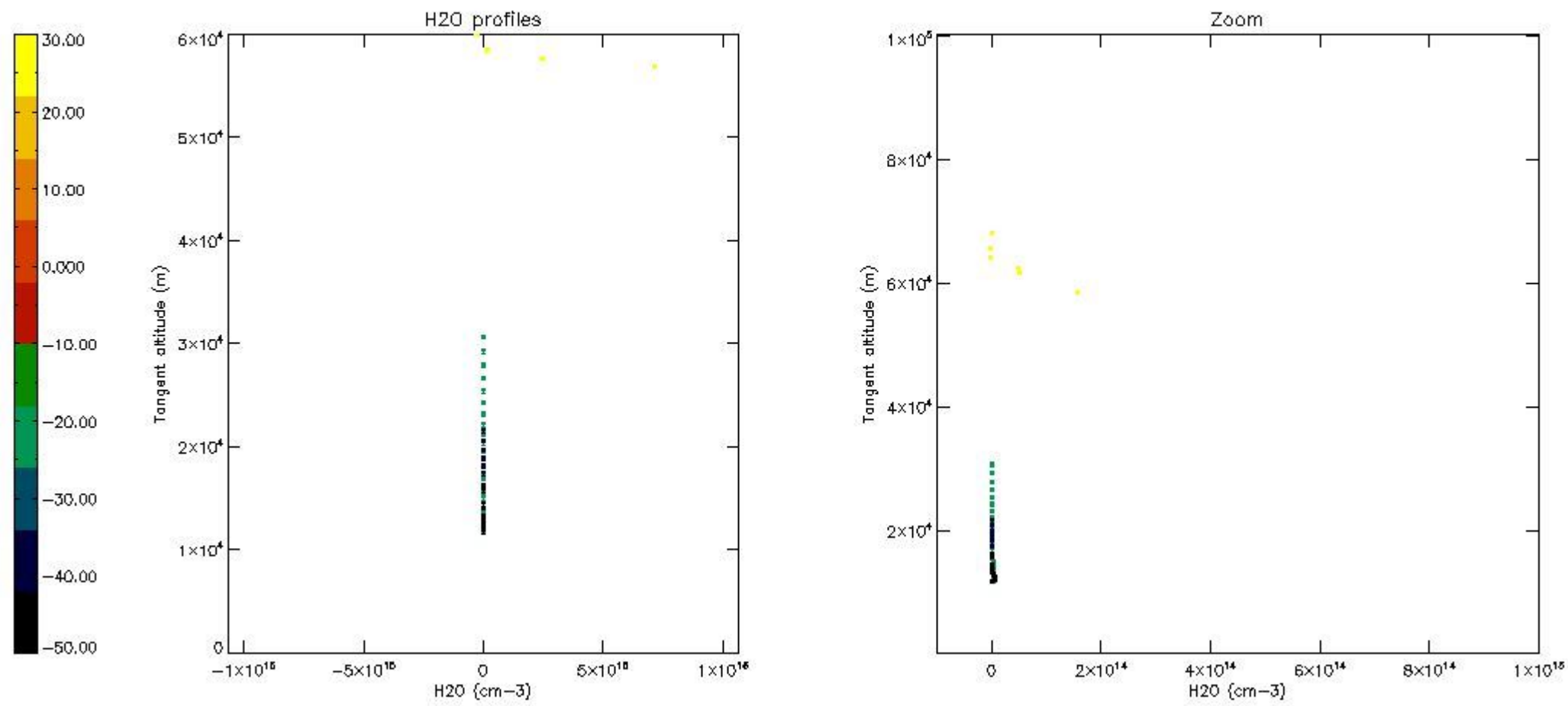
5.7 Plot NO3 profiles for all STD (dark without errors)

The colorbar represents the latitude.



5.8 Plot H2O profiles for all STD (only for occultations of stars 1,2,3,4,13,14,16,26,63 dark without errors)

The colorbar represents the latitude.



6. Auxiliary Data Files used for the production reported in section 2

The number reported in the third column indicates since which file (see list in section 2) the corresponding auxiliary file has been used. The fourth column is the date of those product files.

Type	Auxiliary Filename	Used since product	Used since product date
INST_PHYS_CHARACTERISTICS	GOM_INS_AXNIEC20050627_150440_20020301_000000_20100101_000000	1	25-OCT-2002 00:26:57
LEVEL-2_PROC_CONFIG	GOM_PR2_AXVIEC20091111_152718_20020301_000000_20500101_000000	1	25-OCT-2002 00:26:57
CROSS_SECTIONS_FILE	GOM_CRS_AXVIEC20091111_154832_20020301_000000_20500101_000000	1	25-OCT-2002 00:26:57

GOMOS Level 2 Daily Report

SUMMARY

[1. General Info](#)

[2. Summary of processed GOM_NL_2P products](#)

[3. Level 2 Quality information per product](#)

[3.1 Plot of level 2 quality information per product \(time dependant\)](#)

[3.2 Plot of level 2 quality information per product \(world map\)](#)

[4. Level 1 Quality information per product \(stored on level 2 products\)](#)

[4.1 Plot of level 1 quality information per product \(time dependant\)](#)

[4.1.1 Plot of level 1 quality information per product \(time dependant\): ASCENDING](#)

[4.1.2 Plot of level 1 quality information per product \(time dependant\): DESCENDING](#)

[4.2 Plot of level 1 quality information per product \(world map\)](#)

[4.2.1 Plot of level 1 quality information per product \(world map\): ASCENDING](#)

[4.2.2 Plot of level 1 quality information per product \(world map\): DESCENDING](#)

[5. Ozone profiles based on quality statistics and other trace gas profiles](#)

[5.1 Ozone statistics based on quality of products](#)

[5.2 Plot ozone profiles for all STD \(dark without errors\)](#)

[5.3 Plot ozone profiles where STD < 20% \(dark without errors\)](#)

[5.4. Plot ozone profiles where STD < 10% \(dark without errors\)](#)

[5.5. Plot ozone profiles where STD < 5% \(dark without errors\)](#)

[5.6 Plot NO2 profiles for all STD \(dark without errors\)](#)

[5.7 Plot NO3 profiles for all STD \(dark without errors\)](#)

[5.8 Plot H2O profiles \(only for occultations of stars 1,2,3,4,13,14,16,26,63 dark without errors\) for all STD](#)

[6. Auxiliary Data Files used for the production reported in section 2](#)

This report presents the daily analysis on parameters extracted from GOMOS level 2 data (GOM_NL__2P). It is intended to monitor some important parameters that will impact the quality of these products. A list of level 2 products (and content) that have arrived during the reporting day to the PCF is also given.

Item	Value
Time of report generation	17APR2013 19:42:21
Data source version	GOMOS/6.01
Start time of products	25-10-2002 (25OCT2002 00:00:00)
Stop time of products	26-10-2002 (26OCT2002 00:00:00)
Store outputs in DB	Yes
Nb of level 2 prods	325
Nb of prods with errors	1

2. Summary of processed GOM_NL__2P products.

Nr	Filename	UTC Start time	Limb	Duration	Star Id	Star Name	Star Mag	Star Temp	Nb Meas	Orbit	Prod. error
1	GOM_NL__2PRFIN20021025_002657_000000532010_00346_03406_2768.N1	25-OCT-2002 00:26:57	Dark	52.500	71	Iot Car	2.2460	7700.0	105	3406	No
2	GOM_NL__2PRFIN20021025_003324_000000592010_00346_03406_2769.N1	25-OCT-2002 00:33:24	Dark	59.000	2	Alp Car	-0.73600	7000.0	118	3406	No
3	GOM_NL__2PRFIN20021025_003655_000000912010_00346_03406_2770.N1	25-OCT-2002 00:36:55	Dark	91.000	177	1Zet CMa	3.0220	26000.	182	3406	No
4	GOM_NL__2PRFIN20021025_004007_000002212010_00346_03406_2771.N1	25-OCT-2002 00:40:07	Dark	221.00	1	9Alp CMa	-1.4400	11000.	442	3406	No
5	GOM_NL__2PRFIN20021025_004617_000000502010_00346_03406_2772.N1	25-OCT-2002 00:46:17	Straylight	50.000	84	Alp Phe	2.3970	4500.0	100	3406	No
6	GOM_NL__2PRFIN20021025_004902_000002152010_00346_03406_2773.N1	25-OCT-2002 00:49:02	Twilight	215.00	101	11Alp Lep	2.5820	7000.0	430	3406	No
7	GOM_NL__2PRFIN20021025_005315_000000952010_00346_03406_2774.N1	25-OCT-2002 00:53:15	Twilight	95.000	165	34Gam Eri	2.9500	3200.0	190	3406	No
8	GOM_NL__2PRFIN20021025_010219_000000432010_00346_03406_2775.N1	25-OCT-2002 01:02:19	Bright	43.000	140	88Gam Peg	2.8340	26000.	86	3406	No
9	GOM_NL__2PRFIN20021025_010418_000000512010_00346_03406_2776.N1	25-OCT-2002 01:04:18	Bright	51.000	105	6Bet Ari	2.6450	8900.0	102	3406	No
10	GOM_NL__2PRFIN20021025_010612_000000432010_00346_03406_2777.N1	25-OCT-2002 01:06:12	Bright	43.000	58	21Alp And	2.0730	11000.	86	3406	No
11	GOM_NL__2PRFIN20021025_010806_000000462010_00346_03406_2778.N1	25-OCT-2002 01:08:06	Bright	46.000	53	43Bet And	2.0480	3300.0	92	3406	No
12	GOM_NL__2PRFIN20021025_011059_000000502010_00346_03406_2779.N1	25-OCT-2002 01:10:59	Bright	49.500	73	57Gam1And	2.2600	13100.	99	3406	No
13	GOM_NL__2PRFIN20021025_011352_000000472010_00346_03406_2780.N1	25-OCT-2002 01:13:52	Bright	46.500	68	18Alp Cas	2.2250	4500.0	93	3406	No
14	GOM_NL__2PRFIN20021025_011509_000000452010_00346_03406_2781.N1	25-OCT-2002 01:15:09	Bright	45.000	76	27Gam Cas	2.3000	30000.	90	3406	No
15	GOM_NL__2PRFIN20021025_011747_000000442010_00346_03406_2782.N1	25-OCT-2002 01:17:47	Bright	43.500	89	5Alp Cep	2.4510	8000.0	87	3406	No
16	GOM_NL__2PRFIN20021025_012306_000000452010_00346_03406_2783.N1	25-OCT-2002 01:23:06	Bright	45.000	49	1Alp UMi	1.9900	6300.0	90	3406	No
17	GOM_NL__2PRFIN20021025_012637_000000442010_00346_03406_2784.N1	25-OCT-2002 01:26:37	Bright	43.500	60	7Bet UMi	2.0810	3950.0	87	3406	No
18	GOM_NL__2PRFIN20021025_013120_000000482010_00346_03406_2785.N1	25-OCT-2002 01:31:20	Bright	47.500	36	50Alp UMa	1.8000	6300.0	95	3406	No
19	GOM_NL__2PRFIN20021025_013256_000000452010_00346_03406_2786.N1	25-OCT-2002 01:32:56	Bright	45.000	82	48Bet UMa	2.3650	10600.	90	3406	No
20	GOM_NL__2PRFIN20021025_013628_000000442010_00346_03406_2787.N1	25-OCT-2002 01:36:28	Bright	44.000	174	52Psi UMa	3.0040	4400.0	88	3406	No
21	GOM_NL__2PRFIN20021025_021401_000000582010_00347_03407_2789.N1	25-OCT-2002 02:14:01	Dark	57.500	2	Alp Car	-0.73600	7000.0	115	3407	No
22	GOM_NL__2PRFIN20021025_021733_000000872010_00347_03407_2790.N1	25-OCT-2002 02:17:33	Dark	87.000	177	1Zet CMa	3.0220	26000.	174	3407	No
23	GOM_NL__2PRFIN20021025_022047_000002212010_00347_03407_2791.N1	25-OCT-2002 02:20:47	Dark	221.00	1	9Alp CMa	-1.4400	11000.	442	3407	No
24	GOM_NL__2PRFIN20021025_022653_000000502010_00347_03407_2792.N1	25-OCT-2002 02:26:53	Straylight	49.500	84	Alp Phe	2.3970	4500.0	99	3407	No
25	GOM_NL__2PRFIN20021025_022939_000002152010_00347_03407_2793.N1	25-OCT-2002 02:29:39	Twilight	215.00	101	11Alp Lep	2.5820	7000.0	430	3407	No
26	GOM_NL__2PRFIN20021025_023351_000000942010_00347_03407_2794.N1	25-OCT-2002 02:33:51	Twilight	93.500	165	34Gam Eri	2.9500	3200.0	187	3407	No
27	GOM_NL__2PRFIN20021025_024255_000000422010_00347_03407_2795.N1	25-OCT-2002 02:42:55	Bright	42.000	140	88Gam Peg	2.8340	26000.	84	3407	No
28	GOM_NL__2PRFIN20021025_024454_000000512010_00347_03407_2796.N1	25-OCT-2002 02:44:54	Bright	50.500	105	6Bet Ari	2.6450	8900.0	101	3407	No
29	GOM_NL__2PRFIN20021025_024649_000000432010_00347_03407_2797.N1	25-OCT-2002 02:46:49	Bright	43.000	58	21Alp And	2.0730	11000.	86	3407	No
30	GOM_NL__2PRFIN20021025_024842_000000492010_00347_03407_2798.N1	25-OCT-2002 02:48:42	Bright	49.000	53	43Bet And	2.0480	3300.0	98	3407	No
31	GOM_NL__2PRFIN20021025_025135_000000502010_00347_03407_2799.N1	25-OCT-2002 02:51:35	Bright	50.000	73	57Gam1And	2.2600	13100.	100	3407	No
32	GOM_NL__2PRFIN20021025_025428_000000452010_00347_03407_2800.N1	25-OCT-2002 02:54:28	Bright	45.000	68	18Alp Cas	2.2250	4500.0	90	3407	No
33	GOM_NL__2PRFIN20021025_025545_000000442010_00347_03407_2801.N1	25-OCT-2002 02:55:45	Bright	44.000	76	27Gam Cas	2.3000	30000.	88	3407	No
34	GOM_NL__2PRFIN20021025_025824_000000422010_00347_03407_2802.N1	25-OCT-2002 02:58:24	Bright	42.000	89	5Alp Cep	2.4510	8000.0	84	3407	No
35	GOM_NL__2PRFIN20021025_030342_000000422010_00347_03407_2803.N1	25-OCT-2002 03:03:42	Bright	42.000	49	1Alp UMi	1.9900	6300.0	84	3407	No
36	GOM_NL__2PRFIN20021025_030713_000000452010_00347_03407_2804.N1	25-OCT-2002 03:07:13	Bright	44.500	60	7Bet UMi	2.0810	3950.0	89	3407	No
37	GOM_NL__2PRFIN20021025_031156_000000482010_00347_03407_2805.N1	25-OCT-2002 03:11:56	Bright	47.500	36	50Alp UMa	1.8000	6300.0	95	3407	No
38	GOM_NL__2PRFIN20021025_031331_000000472010_00347_03407_2806.N1	25-OCT-2002 03:13:31	Bright	47.000	82	48Bet UMa	2.3650	10600.	94	3407	No
39	GOM_NL__2PRFIN20021025_031704_000000452010_00347_03407_2807.N1	25-OCT-2002 03:17:04	Bright	45.000	174	52Psi UMa	3.0040	4400.0	90	3407	No
40	GOM_NL__2PRFIN20021025_032407_000000442010_00347_03407_2808.N1	25-OCT-2002 03:24:07	Bright	44.000	96	68Del Leo	2.5600	9300.0	88	3407	No
41	GOM_NL__2PRFIN20021025_032609_000002422010_00347_03407_2809.N1	25-OCT-2002 03:26:09	Twilight	242.00	17	78Bet Gem	1.1610	4500.0	484	3407	No
42	GOM_NL__2PRFIN20021025_033620_000000702010_00347_03407_2810.N1	25-OCT-2002 03:36:20	Dark	70.000	48	30Alp Hya	1.9770	4100.0	140	3407	No

43	GOM_NL__2PRFIN20021025_034346_000000462010_00347_03407_2811.N1	25-OCT-2002 03:43:46	Dark	46.000	113	Mu Vel	2.6920	5000.0	92	3407	No
44	GOM_NL__2PRFIN20021025_034532_000000652010_00347_03407_2812.N1	25-OCT-2002 03:45:32	Dark	65.000	65	Lam Vel	2.2040	4400.0	130	3407	No
45	GOM_NL__2PRFIN20021025_034810_000000522010_00348_03408_2150.N1	25-OCT-2002 03:48:10	Dark	52.000	71	Iot Car	2.2460	7700.0	104	3408	No
46	GOM_NL__2PRFIN20021025_035437_000000582010_00348_03408_2151.N1	25-OCT-2002 03:54:37	Dark	57.500	2	Alp Car	-0.73600	7000.0	115	3408	No
47	GOM_NL__2PRFIN20021025_035810_000000892010_00348_03408_2152.N1	25-OCT-2002 03:58:10	Dark	88.500	177	1Zet CMa	3.0220	26000.	177	3408	No
48	GOM_NL__2PRFIN20021025_040127_000002212010_00348_03408_2153.N1	25-OCT-2002 04:01:27	Dark	221.00	1	9Alp CMa	-1.4400	11000.	442	3408	No
49	GOM_NL__2PRFIN20021025_040729_000000562010_00348_03408_2154.N1	25-OCT-2002 04:07:29	Straylight	55.500	84	Alp Phe	2.3970	4500.0	111	3408	No
50	GOM_NL__2PRFIN20021025_041016_000002152010_00348_03408_2155.N1	25-OCT-2002 04:10:16	Tw_i_and_stray	215.00	101	11Alp Lep	2.5820	7000.0	430	3408	No
51	GOM_NL__2PRFIN20021025_041427_000001002010_00348_03408_2156.N1	25-OCT-2002 04:14:27	Tw_i_and_stray	99.500	165	34Gam Eri	2.9500	3200.0	199	3408	No
52	GOM_NL__2PRFIN20021025_042331_000000432010_00348_03408_2157.N1	25-OCT-2002 04:23:31	Bright	43.000	140	88Gam Peg	2.8340	26000.	86	3408	No
53	GOM_NL__2PRFIN20021025_042529_000000512010_00348_03408_2158.N1	25-OCT-2002 04:25:29	Bright	50.500	105	6Bet Ari	2.6450	8900.0	101	3408	No
54	GOM_NL__2PRFIN20021025_042724_000000442010_00348_03408_2159.N1	25-OCT-2002 04:27:24	Bright	44.000	58	21Alp And	2.0730	11000.	88	3408	No
55	GOM_NL__2PRFIN20021025_042918_000000492010_00348_03408_2160.N1	25-OCT-2002 04:29:18	Bright	48.500	53	43Bet And	2.0480	3300.0	97	3408	No
56	GOM_NL__2PRFIN20021025_043210_000000522010_00348_03408_2161.N1	25-OCT-2002 04:32:10	Bright	51.500	73	57Gam1And	2.2600	13100.	103	3408	No
57	GOM_NL__2PRFIN20021025_043504_000000442010_00348_03408_2162.N1	25-OCT-2002 04:35:04	Bright	44.000	68	18Alp Cas	2.2250	4500.0	88	3408	No
58	GOM_NL__2PRFIN20021025_043620_000000452010_00348_03408_2163.N1	25-OCT-2002 04:36:20	Bright	45.000	76	27Gam Cas	2.3000	30000.	90	3408	No
59	GOM_NL__2PRFIN20021025_043900_000000452010_00348_03408_2164.N1	25-OCT-2002 04:39:00	Bright	44.500	89	5Alp Cep	2.4510	8000.0	89	3408	No
60	GOM_NL__2PRFIN20021025_044419_000000442010_00348_03408_2165.N1	25-OCT-2002 04:44:19	Bright	44.000	49	1Alp UMi	1.9900	6300.0	88	3408	No
61	GOM_NL__2PRFIN20021025_044749_000000442010_00348_03408_2166.N1	25-OCT-2002 04:47:49	Bright	44.000	60	7Bet UMi	2.0810	3950.0	88	3408	No
62	GOM_NL__2PRFIN20021025_045232_000000482010_00348_03408_2167.N1	25-OCT-2002 04:52:32	Bright	47.500	36	50Alp UMa	1.8000	6300.0	95	3408	No
63	GOM_NL__2PRFIN20021025_045408_000000472010_00348_03408_2168.N1	25-OCT-2002 04:54:08	Bright	46.500	82	48Bet UMa	2.3650	10600.	93	3408	No
64	GOM_NL__2PRFIN20021025_045740_000000452010_00348_03408_2169.N1	25-OCT-2002 04:57:40	Bright	45.000	174	52Psi UMa	3.0040	4400.0	90	3408	No
65	GOM_NL__2PRFIN20021025_050442_000000552010_00348_03408_2170.N1	25-OCT-2002 05:04:42	Bright	55.000	96	68Del Leo	2.5600	9300.0	110	3408	No
66	GOM_NL__2PRFIN20021025_050647_000002072010_00348_03408_2171.N1	25-OCT-2002 05:06:47	Tw_i_and_stray	207.00	17	78Bet Gem	1.1610	4500.0	414	3408	No
67	GOM_NL__2PRFIN20021025_051657_000000712010_00348_03408_2172.N1	25-OCT-2002 05:16:57	Dark	70.500	48	30Alp Hya	1.9770	4100.0	141	3408	No
68	GOM_NL__2PRFIN20021025_052422_000000502010_00348_03408_2173.N1	25-OCT-2002 05:24:22	Dark	50.000	113	Mu Vel	2.6920	5000.0	100	3408	No
69	GOM_NL__2PRFIN20021025_052609_000000652010_00348_03408_2174.N1	25-OCT-2002 05:26:09	Dark	65.000	65	Lam Vel	2.2040	4400.0	130	3408	No
70	GOM_NL__2PRFIN20021025_052846_000000472010_00349_03409_2150.N1	25-OCT-2002 05:28:46	Dark	47.000	71	Iot Car	2.2460	7700.0	94	3409	No
71	GOM_NL__2PRFIN20021025_053514_000000582010_00349_03409_2151.N1	25-OCT-2002 05:35:14	Dark	57.500	2	Alp Car	-0.73600	7000.0	115	3409	No
72	GOM_NL__2PRFIN20021025_053848_000000872010_00349_03409_2152.N1	25-OCT-2002 05:38:48	Dark	86.500	177	1Zet CMa	3.0220	26000.	173	3409	No
73	GOM_NL__2PRFIN20021025_054207_000002212010_00349_03409_2153.N1	25-OCT-2002 05:42:07	Dark	221.00	1	9Alp CMa	-1.4400	11000.	442	3409	No
74	GOM_NL__2PRFIN20021025_054805_000000512010_00349_03409_2154.N1	25-OCT-2002 05:48:05	Straylight	50.500	84	Alp Phe	2.3970	4500.0	101	3409	No
75	GOM_NL__2PRFIN20021025_055053_000002152010_00349_03409_2155.N1	25-OCT-2002 05:50:53	Tw_i_and_stray	215.00	101	11Alp Lep	2.5820	7000.0	430	3409	No
76	GOM_NL__2PRFIN20021025_055502_000000942010_00349_03409_2156.N1	25-OCT-2002 05:55:02	Tw_i_and_stray	93.500	165	34Gam Eri	2.9500	3200.0	187	3409	No
77	GOM_NL__2PRFIN20021025_060407_000000432010_00349_03409_2157.N1	25-OCT-2002 06:04:07	Bright	43.000	140	88Gam Peg	2.8340	26000.	86	3409	No
78	GOM_NL__2PRFIN20021025_060604_000000522010_00349_03409_2158.N1	25-OCT-2002 06:06:04	Bright	52.000	105	6Bet Ari	2.6450	8900.0	104	3409	No
79	GOM_NL__2PRFIN20021025_060800_000000442010_00349_03409_2159.N1	25-OCT-2002 06:08:00	Bright	43.500	58	21Alp And	2.0730	11000.	87	3409	No
80	GOM_NL__2PRFIN20021025_060953_000000462010_00349_03409_2160.N1	25-OCT-2002 06:09:53	Bright	45.500	53	43Bet And	2.0480	3300.0	91	3409	No
81	GOM_NL__2PRFIN20021025_061245_000000532010_00349_03409_2161.N1	25-OCT-2002 06:12:45	Bright	52.500	73	57Gam1And	2.2600	13100.	105	3409	No
82	GOM_NL__2PRFIN20021025_061539_000000482010_00349_03409_2162.N1	25-OCT-2002 06:15:39	Bright	47.500	68	18Alp Cas	2.2250	4500.0	95	3409	No
83	GOM_NL__2PRFIN20021025_061656_000000452010_00349_03409_2163.N1	25-OCT-2002 06:16:56	Bright	44.500	76	27Gam Cas	2.3000	30000.	89	3409	No
84	GOM_NL__2PRFIN20021025_061936_000000442010_00349_03409_2164.N1	25-OCT-2002 06:19:36	Bright	44.000	89	5Alp Cep	2.4510	8000.0	88	3409	No
85	GOM_NL__2PRFIN20021025_062455_000000452010_00349_03409_2165.N1	25-OCT-2002 06:24:55	Bright	44.500	49	1Alp UMi	1.9900	6300.0	89	3409	No
86	GOM_NL__2PRFIN20021025_062826_000000442010_00349_03409_2166.N1	25-OCT-2002 06:28:26	Bright	44.000	60	7Bet UMi	2.0810	3950.0	88	3409	No
87	GOM_NL__2PRFIN20021025_063308_000000492010_00349_03409_2167.N1	25-OCT-2002 06:33:08	Bright	48.500	36	50Alp UMa	1.8000	6300.0	97	3409	No
88	GOM_NL__2PRFIN20021025_063444_000000462010_00349_03409_2168.N1	25-OCT-2002 06:34:44	Bright	45.500	82	48Bet UMa	2.3650	10600.	91	3409	No
89	GOM_NL__2PRFIN20021025_063816_000000462010_00349_03409_2169.N1	25-OCT-2002 06:38:16	Bright	46.000	174	52Psi UMa	3.0040	4400.0	92	3409	No
90	GOM_NL__2PRFIN20021025_064519_000000442010_00349_03409_2170.N1	25-OCT-2002 06:45:19	Bright	44.000	96	68Del Leo	2.5600	9300.0	88	3409	No
91	GOM_NL__2PRFIN20021025_064724_000002222010_00349_03409_2171.N1	25-OCT-2002 06:47:24	Tw_i_and_stray	221.50	17	78Bet Gem	1.1610	4500.0	443	3409	No
92	GOM_NL__2PRFIN20021025_065734_000000792010_00349_03409_2172.N1	25-OCT-2002 06:57:34	Dark	78.500	48	30Alp Hya	1.9770	4100.0	157	3409	No
93	GOM_NL__2PRFIN20021025_070459_000000492010_00349_03409_2173.N1	25-OCT-2002 07:04:59	Dark	49.000	113	Mu Vel	2.6920	5000.0	98	3409	No
94	GOM_NL__2PRFIN20021025_070646_000000632010_00349_03409_2174.N1	25-OCT-2002 07:06:46	Dark	63.000	65	Lam Vel	2.2040	4400.0	126	3409	No
95	GOM_NL__2PRFIN20021025_070923_000000472010_00350_03410_2150.N1	25-OCT-2002 07:09:23	Dark	47.000	71	Iot Car	2.2460	7700.0	94	3410	No
96	GOM_NL__2PRFIN20021025_074233_000000732010_00350_03410_2151.N1	25-OCT-2002 07:42:33	Dark	72.500	94	92Alp Cet	2.5260	3100.0	145	3410	Yes
97	GOM_NL__2PRFIN20021025_074443_000000452010_00350_03410_2152.N1	25-OCT-2002 07:44:43	Bright	44.500	140	88Gam Peg	2.8340	26000.	89	3410	No
98	GOM_NL__2PRFIN20021025_074641_000000512010_00350_03410_2153.N1	25-OCT-2002 07:46:41	Bright	51.000	105	6Bet Ari	2.6450	8900.0	102	3410	No
99	GOM_NL__2PRFIN20021025_074836_000000432010_00350_03410_2154.N1	25-OCT-2002 07:48:36	Bright	43.000	58	21Alp And	2.0730	11000.	86	3410	No
100	GOM_NL__2PRFIN20021025_075030_000000472010_00350_03410_2155.N1	25-OCT-2002 07:50:30	Bright	47.000	53	43Bet And	2.0480	3300.0	94	3410	No
101	GOM_NL__2PRFIN20021025_075321_000000512010_00350_03410_2156.N1	25-OCT-2002 07:53:21	Bright	50.500	73	57Gam1And	2.2600	13100.	101	3410	No

102	GOM_NL__2PRFIN20021025_075616_000000472010_00350_03410_2157.N1	25-OCT-2002 07:56:16	Bright	47.000	68	18Alp Cas	2.2250	4500.0	94	3410	No
103	GOM_NL__2PRFIN20021025_075732_000000452010_00350_03410_2158.N1	25-OCT-2002 07:57:32	Bright	44.500	76	27Gam Cas	2.3000	30000.	89	3410	No
104	GOM_NL__2PRFIN20021025_080012_000000452010_00350_03410_2159.N1	25-OCT-2002 08:00:12	Bright	44.500	89	5Alp Cep	2.4510	8000.0	89	3410	No
105	GOM_NL__2PRFIN20021025_080531_000000422010_00350_03410_2160.N1	25-OCT-2002 08:05:31	Bright	42.000	49	1Alp UMi	1.9900	6300.0	84	3410	No
106	GOM_NL__2PRFIN20021025_080902_000000432010_00350_03410_2161.N1	25-OCT-2002 08:09:02	Bright	42.500	60	7Bet UMi	2.0810	3950.0	85	3410	No
107	GOM_NL__2PRFIN20021025_081345_000000462010_00350_03410_2162.N1	25-OCT-2002 08:13:45	Bright	45.500	36	50Alp UMa	1.8000	6300.0	91	3410	No
108	GOM_NL__2PRFIN20021025_081520_000000452010_00350_03410_2163.N1	25-OCT-2002 08:15:20	Bright	45.000	82	48Bet UMa	2.3650	10600.	90	3410	No
109	GOM_NL__2PRFIN20021025_081852_000000462010_00350_03410_2164.N1	25-OCT-2002 08:18:52	Bright	45.500	174	52Psi UMa	3.0040	4400.0	91	3410	No
110	GOM_NL__2PRFIN20021025_082556_000000432010_00350_03410_2165.N1	25-OCT-2002 08:25:56	Bright	43.000	96	68Del Leo	2.5600	9300.0	86	3410	No
111	GOM_NL__2PRFIN20021025_082801_000002202010_00350_03410_2166.N1	25-OCT-2002 08:28:01	Tw_i_and_stray	220.00	17	78Bet Gem	1.1610	4500.0	440	3410	No
112	GOM_NL__2PRFIN20021025_083811_000000712010_00350_03410_2167.N1	25-OCT-2002 08:38:11	Dark	70.500	48	30Alp Hya	1.9770	4100.0	141	3410	No
113	GOM_NL__2PRFIN20021025_084535_000000492010_00350_03410_2168.N1	25-OCT-2002 08:45:35	Dark	48.500	113	Mu Vel	2.6920	5000.0	97	3410	No
114	GOM_NL__2PRFIN20021025_084723_000000632010_00350_03410_2169.N1	25-OCT-2002 08:47:23	Dark	63.000	65	Lam Vel	2.2040	4400.0	126	3410	No
115	GOM_NL__2PRFIN20021025_085321_000000832010_00351_03411_2150.N1	25-OCT-2002 08:53:21	Dark	83.000	88	31Eta CMa	2.4480	20000.	166	3411	No
116	GOM_NL__2PRFIN20021025_085628_000000592010_00351_03411_2151.N1	25-OCT-2002 08:56:28	Dark	58.500	2	Alp Car	-0.73600	7000.0	117	3411	No
117	GOM_NL__2PRFIN20021025_090003_000000872010_00351_03411_2152.N1	25-OCT-2002 09:00:03	Dark	86.500	177	1Zet CMa	3.0220	26000.	173	3411	No
118	GOM_NL__2PRFIN20021025_090327_000002212010_00351_03411_2153.N1	25-OCT-2002 09:03:27	Dark	221.00	1	9Alp CMa	-1.4400	11000.	442	3411	No
119	GOM_NL__2PRFIN20021025_090917_000000522010_00351_03411_2154.N1	25-OCT-2002 09:09:17	Straylight	51.500	84	Alp Phe	2.3970	4500.0	103	3411	No
120	GOM_NL__2PRFIN20021025_091550_000000502010_00351_03411_2155.N1	25-OCT-2002 09:15:50	Straylight	49.500	52	16Bet Cet	2.0370	4500.0	99	3411	No
121	GOM_NL__2PRFIN20021025_092308_000000742010_00351_03411_2156.N1	25-OCT-2002 09:23:08	Bright	73.500	94	92Alp Cet	2.5260	3100.0	147	3411	No
122	GOM_NL__2PRFIN20021025_092520_000000432010_00351_03411_2157.N1	25-OCT-2002 09:25:20	Bright	43.000	140	88Gam Peg	2.8340	26000.	86	3411	No
123	GOM_NL__2PRFIN20021025_092716_000000512010_00351_03411_2158.N1	25-OCT-2002 09:27:16	Bright	50.500	105	6Bet Ari	2.6450	8900.0	101	3411	No
124	GOM_NL__2PRFIN20021025_092912_000000452010_00351_03411_2159.N1	25-OCT-2002 09:29:12	Bright	45.000	58	21Alp And	2.0730	11000.	90	3411	No
125	GOM_NL__2PRFIN20021025_093105_000000462010_00351_03411_2160.N1	25-OCT-2002 09:31:05	Bright	45.500	53	43Bet And	2.0480	3300.0	91	3411	No
126	GOM_NL__2PRFIN20021025_093356_000000492010_00351_03411_2161.N1	25-OCT-2002 09:33:56	Bright	48.500	73	57Gam1And	2.2600	13100.	97	3411	No
127	GOM_NL__2PRFIN20021025_093652_000000452010_00351_03411_2162.N1	25-OCT-2002 09:36:52	Bright	45.000	68	18Alp Cas	2.2250	4500.0	90	3411	No
128	GOM_NL__2PRFIN20021025_093808_000000452010_00351_03411_2163.N1	25-OCT-2002 09:38:08	Bright	45.000	76	27Gam Cas	2.3000	30000.	90	3411	No
129	GOM_NL__2PRFIN20021025_094049_000000452010_00351_03411_2164.N1	25-OCT-2002 09:40:49	Bright	44.500	89	5Alp Cep	2.4510	8000.0	89	3411	No
130	GOM_NL__2PRFIN20021025_094607_000000422010_00351_03411_2165.N1	25-OCT-2002 09:46:07	Bright	41.500	49	1Alp UMi	1.9900	6300.0	83	3411	No
131	GOM_NL__2PRFIN20021025_094938_000000442010_00351_03411_2166.N1	25-OCT-2002 09:49:38	Bright	44.000	60	7Bet UMi	2.0810	3950.0	88	3411	No
132	GOM_NL__2PRFIN20021025_095420_000000482010_00351_03411_2167.N1	25-OCT-2002 09:54:20	Bright	47.500	36	50Alp UMa	1.8000	6300.0	95	3411	No
133	GOM_NL__2PRFIN20021025_095556_000000462010_00351_03411_2168.N1	25-OCT-2002 09:55:56	Bright	45.500	82	48Bet UMa	2.3650	10600.	91	3411	No
134	GOM_NL__2PRFIN20021025_095928_000000472010_00351_03411_2169.N1	25-OCT-2002 09:59:28	Bright	47.000	174	52Psi UMa	3.0040	4400.0	94	3411	No
135	GOM_NL__2PRFIN20021025_100632_000000452010_00351_03411_2170.N1	25-OCT-2002 10:06:32	Bright	44.500	96	68Del Leo	2.5600	9300.0	89	3411	No
136	GOM_NL__2PRFIN20021025_100838_000002362010_00351_03411_2171.N1	25-OCT-2002 10:08:38	Tw_i_and_stray	235.50	17	78Bet Gem	1.1610	4500.0	471	3411	No
137	GOM_NL__2PRFIN20021025_101848_000000712010_00351_03411_2172.N1	25-OCT-2002 10:18:48	Dark	70.500	48	30Alp Hya	1.9770	4100.0	141	3411	No
138	GOM_NL__2PRFIN20021025_102611_000000482010_00351_03411_2173.N1	25-OCT-2002 10:26:11	Dark	47.500	113	Mu Vel	2.6920	5000.0	95	3411	No
139	GOM_NL__2PRFIN20021025_102759_000000522010_00351_03411_2174.N1	25-OCT-2002 10:27:59	Dark	51.500	65	Lam Vel	2.2040	4400.0	103	3411	No
140	GOM_NL__2PRFIN20021025_103359_000000772010_00352_03412_2151.N1	25-OCT-2002 10:33:59	Dark	77.000	88	31Eta CMa	2.4480	20000.	154	3412	No
141	GOM_NL__2PRFIN20021025_103705_000000612010_00352_03412_2152.N1	25-OCT-2002 10:37:05	Dark	61.000	2	Alp Car	-0.73600	7000.0	122	3412	No
142	GOM_NL__2PRFIN20021025_104041_000000872010_00352_03412_2153.N1	25-OCT-2002 10:40:41	Dark	87.000	177	1Zet CMa	3.0220	26000.	174	3412	No
143	GOM_NL__2PRFIN20021025_104407_000002212010_00352_03412_2154.N1	25-OCT-2002 10:44:07	Dark	221.00	1	9Alp CMa	-1.4400	11000.	442	3412	No
144	GOM_NL__2PRFIN20021025_104954_000000472010_00352_03412_2155.N1	25-OCT-2002 10:49:54	Straylight	47.000	84	Alp Phe	2.3970	4500.0	94	3412	No
145	GOM_NL__2PRFIN20021025_105626_000000512010_00352_03412_2156.N1	25-OCT-2002 10:56:26	Straylight	51.000	52	16Bet Cet	2.0370	4500.0	102	3412	No
146	GOM_NL__2PRFIN20021025_110344_000000742010_00352_03412_2157.N1	25-OCT-2002 11:03:44	Bright	74.000	94	92Alp Cet	2.5260	3100.0	148	3412	No
147	GOM_NL__2PRFIN20021025_110556_000000432010_00352_03412_2158.N1	25-OCT-2002 11:05:56	Bright	43.000	140	88Gam Peg	2.8340	26000.	86	3412	No
148	GOM_NL__2PRFIN20021025_110752_000000512010_00352_03412_2159.N1	25-OCT-2002 11:07:52	Bright	50.500	105	6Bet Ari	2.6450	8900.0	101	3412	No
149	GOM_NL__2PRFIN20021025_110948_000000442010_00352_03412_2160.N1	25-OCT-2002 11:09:48	Bright	44.000	58	21Alp And	2.0730	11000.	88	3412	No
150	GOM_NL__2PRFIN20021025_111141_000000462010_00352_03412_2161.N1	25-OCT-2002 11:11:41	Bright	45.500	53	43Bet And	2.0480	3300.0	91	3412	No
151	GOM_NL__2PRFIN20021025_111432_000000482010_00352_03412_2162.N1	25-OCT-2002 11:14:32	Bright	48.000	73	57Gam1And	2.2600	13100.	96	3412	No
152	GOM_NL__2PRFIN20021025_111728_000000472010_00352_03412_2163.N1	25-OCT-2002 11:17:28	Bright	46.500	68	18Alp Cas	2.2250	4500.0	93	3412	No
153	GOM_NL__2PRFIN20021025_111844_000000452010_00352_03412_2164.N1	25-OCT-2002 11:18:44	Bright	45.000	76	27Gam Cas	2.3000	30000.	90	3412	No
154	GOM_NL__2PRFIN20021025_112125_000000442010_00352_03412_2165.N1	25-OCT-2002 11:21:25	Bright	44.000	89	5Alp Cep	2.4510	8000.0	88	3412	No
155	GOM_NL__2PRFIN20021025_112643_000000442010_00352_03412_2166.N1	25-OCT-2002 11:26:43	Bright	44.000	49	1Alp UMi	1.9900	6300.0	88	3412	No
156	GOM_NL__2PRFIN20021025_113014_000000442010_00352_03412_2167.N1	25-OCT-2002 11:30:14	Bright	44.000	60	7Bet UMi	2.0810	3950.0	88	3412	No
157	GOM_NL__2PRFIN20021025_113456_000000472010_00352_03412_2168.N1	25-OCT-2002 11:34:56	Bright	46.500	36	50Alp UMa	1.8000	6300.0	93	3412	No
158	GOM_NL__2PRFIN20021025_113632_000000492010_00352_03412_2169.N1	25-OCT-2002 11:36:32	Bright	49.000	82	48Bet UMa	2.3650	10600.	98	3412	No
159	GOM_NL__2PRFIN20021025_114004_000000442010_00352_03412_2170.N1	25-OCT-2002 11:40:04	Bright	44.000	174	52Psi UMa	3.0040	4400.0	88	3412	No
160	GOM_NL__2PRFIN20021025_114709_000000432010_00352_03412_2171.N1	25-OCT-2002 11:47:09	Bright	43.000	96	68Del Leo	2.5600	9300.0	86	3412	No

161	GOM_NL__2PRFIN20021025_114915_000002422010_00352_03412_2172.N1	25-OCT-2002 11:49:15	Twilight	242.00	17	78Bet Gem	1.1610	4500.0	484	3412	No
162	GOM_NL__2PRFIN20021025_115925_000000702010_00352_03412_2173.N1	25-OCT-2002 11:59:25	Dark	70.000	48	30Alp Hya	1.9770	4100.0	140	3412	No
163	GOM_NL__2PRFIN20021025_120648_000000452010_00352_03412_2174.N1	25-OCT-2002 12:06:48	Dark	44.500	113	Mu Vel	2.6920	5000.0	89	3412	No
164	GOM_NL__2PRFIN20021025_120836_000000622010_00352_03412_2175.N1	25-OCT-2002 12:08:36	Dark	62.000	65	Lam Vel	2.2040	4400.0	124	3412	No
165	GOM_NL__2PRFIN20021025_121436_000000832010_00353_03413_2151.N1	25-OCT-2002 12:14:36	Dark	83.000	88	31Eta CMa	2.4480	20000.	166	3413	No
166	GOM_NL__2PRFIN20021025_121742_000000582010_00353_03413_2152.N1	25-OCT-2002 12:17:42	Dark	57.500	2	Alp Car	-0.73600	7000.0	115	3413	No
167	GOM_NL__2PRFIN20021025_122118_000000872010_00353_03413_2153.N1	25-OCT-2002 12:21:18	Dark	87.000	177	1Zet CMa	3.0220	26000.	174	3413	No
168	GOM_NL__2PRFIN20021025_122447_000002212010_00353_03413_2154.N1	25-OCT-2002 12:24:47	Dark	221.00	1	9Alp CMa	-1.4400	11000.	442	3413	No
169	GOM_NL__2PRFIN20021025_123030_000000502010_00353_03413_2155.N1	25-OCT-2002 12:30:30	Straylight	50.000	84	Alp Phe	2.3970	4500.0	100	3413	No
170	GOM_NL__2PRFIN20021025_123703_000000492010_00353_03413_2156.N1	25-OCT-2002 12:37:03	Straylight	48.500	52	16Bet Cet	2.0370	4500.0	97	3413	No
171	GOM_NL__2PRFIN20021025_124419_000000742010_00353_03413_2157.N1	25-OCT-2002 12:44:19	Bright	73.500	94	92Alp Cet	2.5260	3100.0	147	3413	No
172	GOM_NL__2PRFIN20021025_124632_000000442010_00353_03413_2158.N1	25-OCT-2002 12:46:32	Bright	44.000	140	88Gam Peg	2.8340	26000.	88	3413	No
173	GOM_NL__2PRFIN20021025_124828_000000512010_00353_03413_2159.N1	25-OCT-2002 12:48:28	Bright	50.500	105	6Bet Ari	2.6450	8900.0	101	3413	No
174	GOM_NL__2PRFIN20021025_125025_000000442010_00353_03413_2160.N1	25-OCT-2002 12:50:25	Bright	44.000	58	21Alp And	2.0730	11000.	88	3413	No
175	GOM_NL__2PRFIN20021025_125217_000000472010_00353_03413_2161.N1	25-OCT-2002 12:52:17	Bright	47.000	53	43Bet And	2.0480	3300.0	94	3413	No
176	GOM_NL__2PRFIN20021025_125508_000000502010_00353_03413_2162.N1	25-OCT-2002 12:55:08	Bright	50.000	73	57Gam1And	2.2600	13100.	100	3413	No
177	GOM_NL__2PRFIN20021025_125804_000000432010_00353_03413_2163.N1	25-OCT-2002 12:58:04	Bright	43.000	68	18Alp Cas	2.2250	4500.0	86	3413	No
178	GOM_NL__2PRFIN20021025_125920_000000452010_00353_03413_2164.N1	25-OCT-2002 12:59:20	Bright	44.500	76	27Gam Cas	2.3000	30000.	89	3413	No
179	GOM_NL__2PRFIN20021025_130202_000000452010_00353_03413_2165.N1	25-OCT-2002 13:02:02	Bright	44.500	89	5Alp Cep	2.4510	8000.0	89	3413	No
180	GOM_NL__2PRFIN20021025_130719_000000442010_00353_03413_2166.N1	25-OCT-2002 13:07:19	Bright	44.000	49	1Alp UMi	1.9900	6300.0	88	3413	No
181	GOM_NL__2PRFIN20021025_131051_000000432010_00353_03413_2167.N1	25-OCT-2002 13:10:51	Bright	43.000	60	7Bet UMi	2.0810	3950.0	86	3413	No
182	GOM_NL__2PRFIN20021025_131532_000000462010_00353_03413_2168.N1	25-OCT-2002 13:15:32	Bright	45.500	36	50Alp UMa	1.8000	6300.0	91	3413	No
183	GOM_NL__2PRFIN20021025_131708_000000452010_00353_03413_2169.N1	25-OCT-2002 13:17:08	Bright	44.500	82	48Bet UMa	2.3650	10600.	89	3413	No
184	GOM_NL__2PRFIN20021025_132040_000000452010_00353_03413_2170.N1	25-OCT-2002 13:20:40	Bright	44.500	174	52Psi UMa	3.0040	4400.0	89	3413	No
185	GOM_NL__2PRFIN20021025_132744_000000432010_00353_03413_2171.N1	25-OCT-2002 13:27:44	Bright	43.000	96	68Del Leo	2.5600	9300.0	86	3413	No
186	GOM_NL__2PRFIN20021025_132952_000002232010_00353_03413_2172.N1	25-OCT-2002 13:29:52	Twilight	223.00	17	78Bet Gem	1.1610	4500.0	446	3413	No
187	GOM_NL__2PRFIN20021025_134002_000000722010_00353_03413_2173.N1	25-OCT-2002 13:40:02	Dark	71.500	48	30Alp Hya	1.9770	4100.0	143	3413	No
188	GOM_NL__2PRFIN20021025_134724_000000452010_00353_03413_2174.N1	25-OCT-2002 13:47:24	Dark	45.000	113	Mu Vel	2.6920	5000.0	90	3413	No
189	GOM_NL__2PRFIN20021025_134913_000000632010_00353_03413_2175.N1	25-OCT-2002 13:49:13	Dark	63.000	65	Lam Vel	2.2040	4400.0	126	3413	No
190	GOM_NL__2PRFIN20021025_135514_000000842010_00354_03414_2985.N1	25-OCT-2002 13:55:14	Dark	83.500	88	31Eta CMa	2.4480	20000.	167	3414	No
191	GOM_NL__2PRFIN20021025_135818_000000572010_00354_03414_2986.N1	25-OCT-2002 13:58:18	Dark	57.000	2	Alp Car	-0.73600	7000.0	114	3414	No
192	GOM_NL__2PRFIN20021025_140156_000000882010_00354_03414_2987.N1	25-OCT-2002 14:01:56	Dark	88.000	177	1Zet CMa	3.0220	26000.	176	3414	No
193	GOM_NL__2PRFIN20021025_140528_000002212010_00354_03414_2988.N1	25-OCT-2002 14:05:28	Dark	221.00	1	9Alp CMa	-1.4400	11000.	442	3414	No
194	GOM_NL__2PRFIN20021025_141106_000000482010_00354_03414_2989.N1	25-OCT-2002 14:11:06	Straylight	48.000	84	Alp Phe	2.3970	4500.0	96	3414	No
195	GOM_NL__2PRFIN20021025_141739_000000522010_00354_03414_2990.N1	25-OCT-2002 14:17:39	Straylight	52.000	52	16Bet Cet	2.0370	4500.0	104	3414	No
196	GOM_NL__2PRFIN20021025_142455_000000722010_00354_03414_2991.N1	25-OCT-2002 14:24:55	Bright	72.000	94	92Alp Cet	2.5260	3100.0	144	3414	No
197	GOM_NL__2PRFIN20021025_142708_000000432010_00354_03414_2992.N1	25-OCT-2002 14:27:08	Bright	42.500	140	88Gam Peg	2.8340	26000.	85	3414	No
198	GOM_NL__2PRFIN20021025_142904_000000512010_00354_03414_2993.N1	25-OCT-2002 14:29:04	Bright	50.500	105	6Bet Ari	2.6450	8900.0	101	3414	No
199	GOM_NL__2PRFIN20021025_143101_000000442010_00354_03414_2994.N1	25-OCT-2002 14:31:01	Bright	44.000	58	21Alp And	2.0730	11000.	88	3414	No
200	GOM_NL__2PRFIN20021025_143250_000000502010_00354_03414_2995.N1	25-OCT-2002 14:32:50	Bright	49.500	53	43Bet And	2.0480	3300.0	99	3414	No
201	GOM_NL__2PRFIN20021025_143542_000000502010_00354_03414_2996.N1	25-OCT-2002 14:35:42	Bright	49.500	73	57Gam1And	2.2600	13100.	99	3414	No
202	GOM_NL__2PRFIN20021025_143837_000000452010_00354_03414_2997.N1	25-OCT-2002 14:38:37	Bright	45.000	68	18Alp Cas	2.2250	4500.0	90	3414	No
203	GOM_NL__2PRFIN20021025_143955_000000462010_00354_03414_2998.N1	25-OCT-2002 14:39:55	Bright	45.500	76	27Gam Cas	2.3000	30000.	91	3414	No
204	GOM_NL__2PRFIN20021025_144238_000000432010_00354_03414_2999.N1	25-OCT-2002 14:42:38	Bright	43.000	89	5Alp Cep	2.4510	8000.0	86	3414	No
205	GOM_NL__2PRFIN20021025_144754_000000412010_00354_03414_3000.N1	25-OCT-2002 14:47:54	Bright	41.000	49	1Alp UMi	1.9900	6300.0	82	3414	No
206	GOM_NL__2PRFIN20021025_145125_000000422010_00354_03414_3001.N1	25-OCT-2002 14:51:25	Bright	41.500	60	7Bet UMi	2.0810	3950.0	83	3414	No
207	GOM_NL__2PRFIN20021025_145608_000000462010_00354_03414_3002.N1	25-OCT-2002 14:56:08	Bright	45.500	36	50Alp UMa	1.8000	6300.0	91	3414	No
208	GOM_NL__2PRFIN20021025_145742_000000482010_00354_03414_3003.N1	25-OCT-2002 14:57:42	Bright	48.000	82	48Bet UMa	2.3650	10600.	96	3414	No
209	GOM_NL__2PRFIN20021025_150116_000000472010_00354_03414_3004.N1	25-OCT-2002 15:01:16	Bright	47.000	174	52Psi UMa	3.0040	4400.0	94	3414	No
210	GOM_NL__2PRFIN20021025_150820_000000572010_00354_03414_3005.N1	25-OCT-2002 15:08:20	Bright	57.000	96	68Del Leo	2.5600	9300.0	114	3414	No
211	GOM_NL__2PRFIN20021025_151029_000002272010_00354_03414_3006.N1	25-OCT-2002 15:10:29	Twilight	227.00	17	78Bet Gem	1.1610	4500.0	454	3414	No
212	GOM_NL__2PRFIN20021025_152038_000000712010_00354_03414_3007.N1	25-OCT-2002 15:20:38	Dark	71.000	48	30Alp Hya	1.9770	4100.0	142	3414	No
213	GOM_NL__2PRFIN20021025_152800_000000462010_00354_03414_3008.N1	25-OCT-2002 15:28:00	Dark	46.000	113	Mu Vel	2.6920	5000.0	92	3414	No
214	GOM_NL__2PRFIN20021025_152947_000000672010_00354_03414_3009.N1	25-OCT-2002 15:29:47	Dark	67.000	65	Lam Vel	2.2040	4400.0	134	3414	No
215	GOM_NL__2PRFIN20021025_153426_000000452010_00355_03415_2985.N1	25-OCT-2002 15:34:26	Dark	45.000	29	Bet Car	1.6720	10200.	90	3415	No
216	GOM_NL__2PRFIN20021025_153615_000000752010_00355_03415_2986.N1	25-OCT-2002 15:36:15	Dark	75.000	117	Pi Pup	2.7060	3800.0	150	3415	No
217	GOM_NL__2PRFIN20021025_153855_000000602010_00355_03415_2987.N1	25-OCT-2002 15:38:55	Dark	59.500	2	Alp Car	-0.73600	7000.0	119	3415	No
218	GOM_NL__2PRFIN20021025_154232_000000882010_00355_03415_2988.N1	25-OCT-2002 15:42:32	Dark	88.000	177	1Zet CMa	3.0220	26000.	176	3415	No
219	GOM_NL__2PRFIN20021025_154607_000002212010_00355_03415_2989.N1	25-OCT-2002 15:46:07	Straylight	220.50	1	9Alp CMa	-1.4400	11000.	441	3415	No

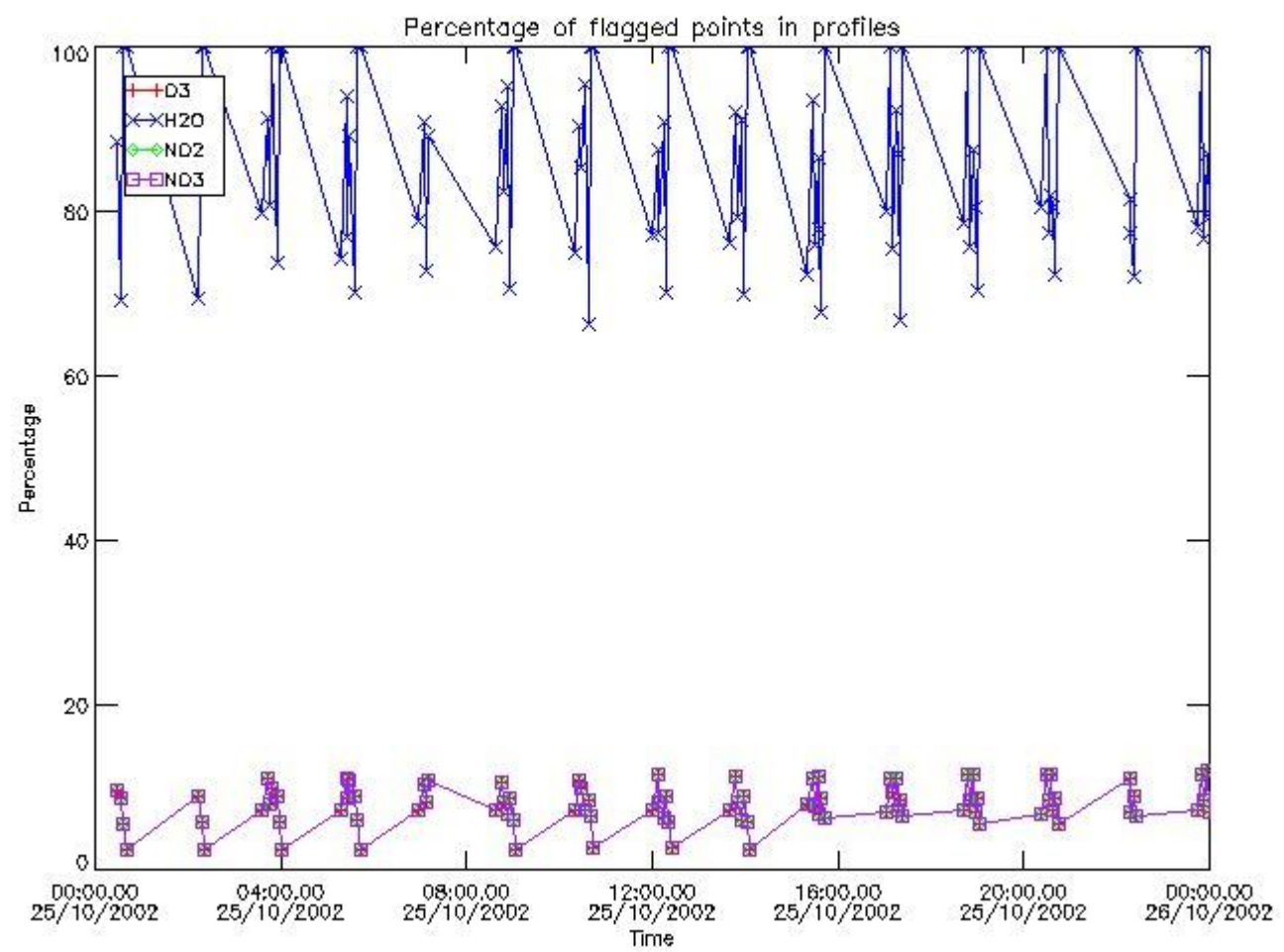
220	GOM_NL__2PRFIN20021025_155142_000000502010_00355_03415_2990.N1	25-OCT-2002 15:51:42	Straylight	49.500	84	Alp Phe	2.3970	4500.0	99	3415	No
221	GOM_NL__2PRFIN20021025_155815_000000502010_00355_03415_2991.N1	25-OCT-2002 15:58:15	Straylight	50.000	52	16Bet Cet	2.0370	4500.0	100	3415	No
222	GOM_NL__2PRFIN20021025_160530_000000712010_00355_03415_2992.N1	25-OCT-2002 16:05:30	Bright	71.000	94	92Alp Cet	2.5260	3100.0	142	3415	No
223	GOM_NL__2PRFIN20021025_160743_000000442010_00355_03415_2993.N1	25-OCT-2002 16:07:43	Bright	44.000	140	88Gam Peg	2.8340	26000.	88	3415	No
224	GOM_NL__2PRFIN20021025_160939_000000522010_00355_03415_2994.N1	25-OCT-2002 16:09:39	Bright	51.500	105	6Bet Ari	2.6450	8900.0	103	3415	No
225	GOM_NL__2PRFIN20021025_161136_000000462010_00355_03415_2995.N1	25-OCT-2002 16:11:36	Bright	46.000	58	21Alp And	2.0730	11000.	92	3415	No
226	GOM_NL__2PRFIN20021025_161328_000000462010_00355_03415_2996.N1	25-OCT-2002 16:13:28	Bright	46.000	53	43Bet And	2.0480	3300.0	92	3415	No
227	GOM_NL__2PRFIN20021025_161618_000000532010_00355_03415_2997.N1	25-OCT-2002 16:16:18	Bright	53.000	73	57Gam1And	2.2600	13100.	106	3415	No
228	GOM_NL__2PRFIN20021025_161915_000000432010_00355_03415_2998.N1	25-OCT-2002 16:19:15	Bright	42.500	68	18Alp Cas	2.2250	4500.0	85	3415	No
229	GOM_NL__2PRFIN20021025_162031_000000432010_00355_03415_2999.N1	25-OCT-2002 16:20:31	Bright	42.500	76	27Gam Cas	2.3000	30000.	85	3415	No
230	GOM_NL__2PRFIN20021025_162314_000000452010_00355_03415_3000.N1	25-OCT-2002 16:23:14	Bright	44.500	89	5Alp Cep	2.4510	8000.0	89	3415	No
231	GOM_NL__2PRFIN20021025_162829_000000452010_00355_03415_3001.N1	25-OCT-2002 16:28:29	Bright	44.500	49	1Alp UMi	1.9900	6300.0	89	3415	No
232	GOM_NL__2PRFIN20021025_163202_000000452010_00355_03415_3002.N1	25-OCT-2002 16:32:02	Bright	45.000	60	7Bet UMi	2.0810	3950.0	90	3415	No
233	GOM_NL__2PRFIN20021025_163644_000000482010_00355_03415_3003.N1	25-OCT-2002 16:36:44	Bright	47.500	36	50Alp UMa	1.8000	6300.0	95	3415	No
234	GOM_NL__2PRFIN20021025_163816_000000492010_00355_03415_3004.N1	25-OCT-2002 16:38:16	Bright	48.500	82	48Bet UMa	2.3650	10600.	97	3415	No
235	GOM_NL__2PRFIN20021025_164152_000000452010_00355_03415_3005.N1	25-OCT-2002 16:41:52	Bright	45.000	174	52Psi UMa	3.0040	4400.0	90	3415	No
236	GOM_NL__2PRFIN20021025_164854_000000472010_00355_03415_3006.N1	25-OCT-2002 16:48:54	Bright	46.500	96	68Del Leo	2.5600	9300.0	93	3415	No
237	GOM_NL__2PRFIN20021025_165106_000002222010_00355_03415_3007.N1	25-OCT-2002 16:51:06	Tw_i_and_stray	221.50	17	78Bet Gem	1.1610	4500.0	443	3415	No
238	GOM_NL__2PRFIN20021025_170115_000000732010_00355_03415_3008.N1	25-OCT-2002 17:01:15	Dark	72.500	48	30Alp Hya	1.9770	4100.0	145	3415	No
239	GOM_NL__2PRFIN20021025_170801_000000462010_00355_03415_3009.N1	25-OCT-2002 17:08:01	Dark	46.000	99	Del Cen	2.5750	26000.	92	3415	No
240	GOM_NL__2PRFIN20021025_171023_000000602010_00355_03415_3010.N1	25-OCT-2002 17:10:23	Dark	59.500	65	Lam Vel	2.2040	4400.0	119	3415	No
241	GOM_NL__2PRFIN20021025_171503_000000462010_00356_03416_2985.N1	25-OCT-2002 17:15:03	Dark	45.500	29	Bet Car	1.6720	10200.	91	3416	No
242	GOM_NL__2PRFIN20021025_171652_000000702010_00356_03416_2986.N1	25-OCT-2002 17:16:52	Dark	70.000	117	Pi Pup	2.7060	3800.0	140	3416	No
243	GOM_NL__2PRFIN20021025_171932_000000612010_00356_03416_2987.N1	25-OCT-2002 17:19:32	Dark	60.500	2	Alp Car	-0.73600	7000.0	121	3416	No
244	GOM_NL__2PRFIN20021025_172310_000000882010_00356_03416_2988.N1	25-OCT-2002 17:23:10	Dark	87.500	177	1Zet CMa	3.0220	26000.	175	3416	No
245	GOM_NL__2PRFIN20021025_172647_000002212010_00356_03416_2989.N1	25-OCT-2002 17:26:47	Straylight	221.00	1	9Alp CMa	-1.4400	11000.	442	3416	No
246	GOM_NL__2PRFIN20021025_173218_000000512010_00356_03416_2990.N1	25-OCT-2002 17:32:18	Straylight	50.500	84	Alp Phe	2.3970	4500.0	101	3416	No
247	GOM_NL__2PRFIN20021025_173851_000000512010_00356_03416_2991.N1	25-OCT-2002 17:38:51	Straylight	51.000	52	16Bet Cet	2.0370	4500.0	102	3416	No
248	GOM_NL__2PRFIN20021025_174605_000000702010_00356_03416_2992.N1	25-OCT-2002 17:46:05	Bright	69.500	94	92Alp Cet	2.5260	3100.0	139	3416	No
249	GOM_NL__2PRFIN20021025_174820_000000432010_00356_03416_2993.N1	25-OCT-2002 17:48:20	Bright	43.000	140	88Gam Peg	2.8340	26000.	86	3416	No
250	GOM_NL__2PRFIN20021025_175014_000000512010_00356_03416_2994.N1	25-OCT-2002 17:50:14	Bright	50.500	105	6Bet Ari	2.6450	8900.0	101	3416	No
251	GOM_NL__2PRFIN20021025_175212_000000452010_00356_03416_2995.N1	25-OCT-2002 17:52:12	Bright	45.000	58	21Alp And	2.0730	11000.	90	3416	No
252	GOM_NL__2PRFIN20021025_175404_000000482010_00356_03416_2996.N1	25-OCT-2002 17:54:04	Bright	48.000	53	43Bet And	2.0480	3300.0	96	3416	No
253	GOM_NL__2PRFIN20021025_175653_000000522010_00356_03416_2997.N1	25-OCT-2002 17:56:53	Bright	51.500	73	57Gam1And	2.2600	13100.	103	3416	No
254	GOM_NL__2PRFIN20021025_175951_000000442010_00356_03416_2998.N1	25-OCT-2002 17:59:51	Bright	43.500	68	18Alp Cas	2.2250	4500.0	87	3416	No
255	GOM_NL__2PRFIN20021025_180106_000000472010_00356_03416_2999.N1	25-OCT-2002 18:01:06	Bright	46.500	76	27Gam Cas	2.3000	30000.	93	3416	No
256	GOM_NL__2PRFIN20021025_180350_000000452010_00356_03416_3000.N1	25-OCT-2002 18:03:50	Bright	44.500	89	5Alp Cep	2.4510	8000.0	89	3416	No
257	GOM_NL__2PRFIN20021025_180905_000000462010_00356_03416_3001.N1	25-OCT-2002 18:09:05	Bright	46.000	49	1Alp UMi	1.9900	6300.0	92	3416	No
258	GOM_NL__2PRFIN20021025_181238_000000462010_00356_03416_3002.N1	25-OCT-2002 18:12:38	Bright	45.500	60	7Bet UMi	2.0810	3950.0	91	3416	No
259	GOM_NL__2PRFIN20021025_181719_000000442010_00356_03416_3003.N1	25-OCT-2002 18:17:19	Bright	44.000	36	50Alp UMa	1.8000	6300.0	88	3416	No
260	GOM_NL__2PRFIN20021025_181855_000000462010_00356_03416_3004.N1	25-OCT-2002 18:18:55	Bright	45.500	82	48Bet UMa	2.3650	10600.	91	3416	No
261	GOM_NL__2PRFIN20021025_182225_000000482010_00356_03416_3005.N1	25-OCT-2002 18:22:25	Bright	47.500	174	52Psi UMa	3.0040	4400.0	95	3416	No
262	GOM_NL__2PRFIN20021025_182932_000000472010_00356_03416_3006.N1	25-OCT-2002 18:29:32	Bright	46.500	96	68Del Leo	2.5600	9300.0	93	3416	No
263	GOM_NL__2PRFIN20021025_183143_000002282010_00356_03416_3007.N1	25-OCT-2002 18:31:43	Tw_i_and_stray	228.00	17	78Bet Gem	1.1610	4500.0	456	3416	No
264	GOM_NL__2PRFIN20021025_184152_000000712010_00356_03416_3008.N1	25-OCT-2002 18:41:52	Dark	70.500	48	30Alp Hya	1.9770	4100.0	141	3416	No
265	GOM_NL__2PRFIN20021025_184837_000000452010_00356_03416_3009.N1	25-OCT-2002 18:48:37	Dark	44.500	99	Del Cen	2.5750	26000.	89	3416	No
266	GOM_NL__2PRFIN20021025_185100_000000662010_00356_03416_3010.N1	25-OCT-2002 18:51:00	Dark	66.000	65	Lam Vel	2.2040	4400.0	132	3416	No
267	GOM_NL__2PRFIN20021025_185539_000000452010_00357_03417_3006.N1	25-OCT-2002 18:55:39	Dark	44.500	29	Bet Car	1.6720	10200.	89	3417	No
268	GOM_NL__2PRFIN20021025_185730_000000722010_00357_03417_3007.N1	25-OCT-2002 18:57:30	Dark	72.000	117	Pi Pup	2.7060	3800.0	144	3417	No
269	GOM_NL__2PRFIN20021025_190008_000000582010_00357_03417_3008.N1	25-OCT-2002 19:00:08	Dark	58.000	2	Alp Car	-0.73600	7000.0	116	3417	No
270	GOM_NL__2PRFIN20021025_190347_000000922010_00357_03417_3009.N1	25-OCT-2002 19:03:47	Dark	91.500	177	1Zet CMa	3.0220	26000.	183	3417	No
271	GOM_NL__2PRFIN20021025_190728_000002212010_00357_03417_3010.N1	25-OCT-2002 19:07:28	Straylight	221.00	1	9Alp CMa	-1.4400	11000.	442	3417	No
272	GOM_NL__2PRFIN20021025_191254_000000462010_00357_03417_3011.N1	25-OCT-2002 19:12:54	Straylight	45.500	84	Alp Phe	2.3970	4500.0	91	3417	No
273	GOM_NL__2PRFIN20021025_191927_000000532010_00357_03417_3012.N1	25-OCT-2002 19:19:27	Straylight	52.500	52	16Bet Cet	2.0370	4500.0	105	3417	No
274	GOM_NL__2PRFIN20021025_192640_000000742010_00357_03417_3013.N1	25-OCT-2002 19:26:40	Bright	74.000	94	92Alp Cet	2.5260	3100.0	148	3417	No
275	GOM_NL__2PRFIN20021025_192856_000000432010_00357_03417_3014.N1	25-OCT-2002 19:28:56	Bright	43.000	140	88Gam Peg	2.8340	26000.	86	3417	No
276	GOM_NL__2PRFIN20021025_193050_000000522010_00357_03417_3015.N1	25-OCT-2002 19:30:50	Bright	52.000	105	6Bet Ari	2.6450	8900.0	104	3417	No
277	GOM_NL__2PRFIN20021025_193248_000000462010_00357_03417_3016.N1	25-OCT-2002 19:32:48	Bright	46.000	58	21Alp And	2.0730	11000.	92	3417	No
278	GOM_NL__2PRFIN20021025_193439_000000482010_00357_03417_3017.N1	25-OCT-2002 19:34:39	Bright	47.500	53	43Bet And	2.0480	3300.0	95	3417	No

279	GOM_NL__2PRFIN20021025_193728_000000502010_00357_03417_3018.N1	25-OCT-2002 19:37:28	Bright	49.500	73	57Gam1And	2.2600	13100.	99	3417	No
280	GOM_NL__2PRFIN20021025_194026_000000472010_00357_03417_3019.N1	25-OCT-2002 19:40:26	Bright	46.500	68	18Alp Cas	2.2250	4500.0	93	3417	No
281	GOM_NL__2PRFIN20021025_194142_000000462010_00357_03417_3020.N1	25-OCT-2002 19:41:42	Bright	46.000	76	27Gam Cas	2.3000	30000.	92	3417	No
282	GOM_NL__2PRFIN20021025_194427_000000422010_00357_03417_3021.N1	25-OCT-2002 19:44:27	Bright	41.500	89	5Alp Cep	2.4510	8000.0	83	3417	No
283	GOM_NL__2PRFIN20021025_194941_000000442010_00357_03417_3022.N1	25-OCT-2002 19:49:41	Bright	44.000	49	1Alp UMi	1.9900	6300.0	88	3417	No
284	GOM_NL__2PRFIN20021025_195315_000000452010_00357_03417_3023.N1	25-OCT-2002 19:53:15	Bright	45.000	60	7Bet UMi	2.0810	3950.0	90	3417	No
285	GOM_NL__2PRFIN20021025_195755_000000482010_00357_03417_3024.N1	25-OCT-2002 19:57:55	Bright	48.000	36	50Alp UMa	1.8000	6300.0	96	3417	No
286	GOM_NL__2PRFIN20021025_195928_000000492010_00357_03417_3025.N1	25-OCT-2002 19:59:28	Bright	48.500	82	48Bet UMa	2.3650	10600.	97	3417	No
287	GOM_NL__2PRFIN20021025_200304_000000462010_00357_03417_3026.N1	25-OCT-2002 20:03:04	Bright	45.500	174	52Psi UMa	3.0040	4400.0	91	3417	No
288	GOM_NL__2PRFIN20021025_201008_000000462010_00357_03417_3027.N1	25-OCT-2002 20:10:08	Bright	45.500	96	68Del Leo	2.5600	9300.0	91	3417	No
289	GOM_NL__2PRFIN20021025_201221_000002442010_00357_03417_3028.N1	25-OCT-2002 20:12:21	Twilight	244.00	17	78Bet Gem	1.1610	4500.0	488	3417	No
290	GOM_NL__2PRFIN20021025_202226_000000752010_00357_03417_3029.N1	25-OCT-2002 20:22:26	Dark	74.500	48	30Alp Hya	1.9770	4100.0	149	3417	No
291	GOM_NL__2PRFIN20021025_202913_000000452010_00357_03417_3030.N1	25-OCT-2002 20:29:13	Dark	44.500	99	Del Cen	2.5750	26000.	89	3417	No
292	GOM_NL__2PRFIN20021025_203139_000000672010_00357_03417_3031.N1	25-OCT-2002 20:31:39	Dark	66.500	65	Lam Vel	2.2040	4400.0	133	3417	No
293	GOM_NL__2PRFIN20021025_203615_000000452010_00358_03418_9260.N1	25-OCT-2002 20:36:15	Dark	44.500	29	Bet Car	1.6720	10200.	89	3418	No
294	GOM_NL__2PRFIN20021025_203808_000000702010_00358_03418_9261.N1	25-OCT-2002 20:38:08	Dark	69.500	117	Pi Pup	2.7060	3800.0	139	3418	No
295	GOM_NL__2PRFIN20021025_204045_000000582010_00358_03418_9262.N1	25-OCT-2002 20:40:45	Dark	58.000	2	Alp Car	-0.73600	7000.0	116	3418	No
296	GOM_NL__2PRFIN20021025_204425_000000912010_00358_03418_9263.N1	25-OCT-2002 20:44:25	Dark	90.500	177	1Zet CMa	3.0220	26000.	181	3418	No
297	GOM_NL__2PRFIN20021025_204808_000002212010_00358_03418_9264.N1	25-OCT-2002 20:48:08	Straylight	221.00	1	9Alp CMa	-1.4400	11000.	442	3418	No
298	GOM_NL__2PRFIN20021025_221651_000000462010_00359_03419_3007.N1	25-OCT-2002 22:16:51	Dark	46.000	29	Bet Car	1.6720	10200.	92	3419	No
299	GOM_NL__2PRFIN20021025_221845_000000742010_00359_03419_3008.N1	25-OCT-2002 22:18:45	Dark	73.500	117	Pi Pup	2.7060	3800.0	147	3419	No
300	GOM_NL__2PRFIN20021025_222121_000000582010_00359_03419_3009.N1	25-OCT-2002 22:21:21	Dark	57.500	2	Alp Car	-0.73600	7000.0	115	3419	No
301	GOM_NL__2PRFIN20021025_222503_000000882010_00359_03419_3010.N1	25-OCT-2002 22:25:03	Dark	87.500	177	1Zet CMa	3.0220	26000.	175	3419	No
302	GOM_NL__2PRFIN20021025_222848_000002212010_00359_03419_3011.N1	25-OCT-2002 22:28:48	Straylight	221.00	1	9Alp CMa	-1.4400	11000.	442	3419	No
303	GOM_NL__2PRFIN20021025_223406_000000492010_00359_03419_3012.N1	25-OCT-2002 22:34:06	Straylight	49.000	84	Alp Phe	2.3970	4500.0	98	3419	No
304	GOM_NL__2PRFIN20021025_224039_000000532010_00359_03419_3013.N1	25-OCT-2002 22:40:39	Straylight	52.500	52	16Bet Cet	2.0370	4500.0	105	3419	No
305	GOM_NL__2PRFIN20021025_224751_000000672010_00359_03419_3014.N1	25-OCT-2002 22:47:51	Bright	66.500	94	92Alp Cet	2.5260	3100.0	133	3419	No
306	GOM_NL__2PRFIN20021025_225008_000000442010_00359_03419_3015.N1	25-OCT-2002 22:50:08	Bright	43.500	140	88Gam Peg	2.8340	26000.	87	3419	No
307	GOM_NL__2PRFIN20021025_225201_000000512010_00359_03419_3016.N1	25-OCT-2002 22:52:01	Bright	50.500	105	6Bet Ari	2.6450	8900.0	101	3419	No
308	GOM_NL__2PRFIN20021025_225401_000000452010_00359_03419_3017.N1	25-OCT-2002 22:54:01	Bright	44.500	58	21Alp And	2.0730	11000.	89	3419	No
309	GOM_NL__2PRFIN20021025_225550_000000482010_00359_03419_3018.N1	25-OCT-2002 22:55:50	Bright	48.000	53	43Bet And	2.0480	3300.0	96	3419	No
310	GOM_NL__2PRFIN20021025_225840_000000522010_00359_03419_3019.N1	25-OCT-2002 22:58:40	Bright	52.000	73	57Gam1And	2.2600	13100.	104	3419	No
311	GOM_NL__2PRFIN20021025_230138_000000462010_00359_03419_3020.N1	25-OCT-2002 23:01:38	Bright	46.000	68	18Alp Cas	2.2250	4500.0	92	3419	No
312	GOM_NL__2PRFIN20021025_230254_000000452010_00359_03419_3021.N1	25-OCT-2002 23:02:54	Bright	45.000	76	27Gam Cas	2.3000	30000.	90	3419	No
313	GOM_NL__2PRFIN20021025_230539_000000452010_00359_03419_3022.N1	25-OCT-2002 23:05:39	Bright	44.500	89	5Alp Cep	2.4510	8000.0	89	3419	No
314	GOM_NL__2PRFIN20021025_231053_000000442010_00359_03419_3023.N1	25-OCT-2002 23:10:53	Bright	44.000	49	1Alp UMi	1.9900	6300.0	88	3419	No
315	GOM_NL__2PRFIN20021025_231427_000000442010_00359_03419_3024.N1	25-OCT-2002 23:14:27	Bright	43.500	60	7Bet UMi	2.0810	3950.0	87	3419	No
316	GOM_NL__2PRFIN20021025_231905_000000502010_00359_03419_3025.N1	25-OCT-2002 23:19:05	Bright	50.000	36	50Alp UMa	1.8000	6300.0	100	3419	No
317	GOM_NL__2PRFIN20021025_232042_000000462010_00359_03419_3026.N1	25-OCT-2002 23:20:42	Bright	46.000	82	48Bet UMa	2.3650	10600.	92	3419	No
318	GOM_NL__2PRFIN20021025_232413_000000492010_00359_03419_3027.N1	25-OCT-2002 23:24:13	Bright	49.000	174	52Psi UMa	3.0040	4400.0	98	3419	No
319	GOM_NL__2PRFIN20021025_233118_000000472010_00359_03419_3028.N1	25-OCT-2002 23:31:18	Bright	47.000	96	68Del Leo	2.5600	9300.0	94	3419	No
320	GOM_NL__2PRFIN20021025_233335_000002462010_00359_03419_3029.N1	25-OCT-2002 23:33:35	Twilight	245.50	17	78Bet Gem	1.1610	4500.0	491	3419	No
321	GOM_NL__2PRFIN20021025_234343_000000722010_00359_03419_3030.N1	25-OCT-2002 23:43:43	Dark	71.500	48	30Alp Hya	1.9770	4100.0	143	3419	No
322	GOM_NL__2PRFIN20021025_235025_000000452010_00359_03419_3031.N1	25-OCT-2002 23:50:25	Dark	44.500	99	Del Cen	2.5750	26000.	89	3419	No
323	GOM_NL__2PRFIN20021025_235252_000000612010_00359_03419_3032.N1	25-OCT-2002 23:52:52	Dark	60.500	65	Lam Vel	2.2040	4400.0	121	3419	No
324	GOM_NL__2PRFIN20021025_235727_000000472010_00360_03420_3005.N1	25-OCT-2002 23:57:27	Dark	46.500	29	Bet Car	1.6720	10200.	93	3420	No
325	GOM_NL__2PRFIN20021025_235922_000000732010_00360_03420_3006.N1	25-OCT-2002 23:59:22	Dark	72.500	117	Pi Pup	2.7060	3800.0	145	3420	No

3. Quality information per product


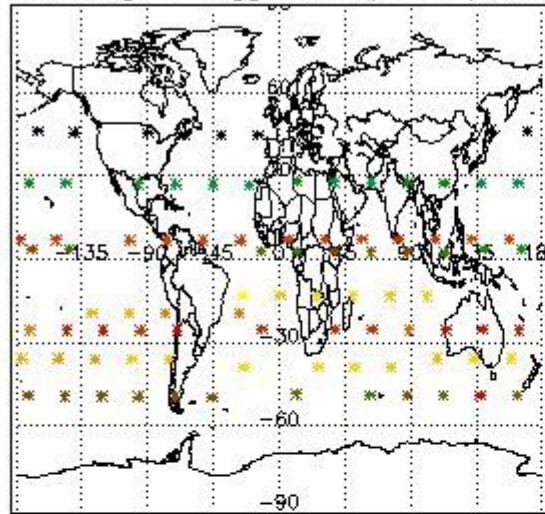
In this section it is plotted some information contained in the Quality Summary data set of the level 2 products. Only products in dark limb conditions and without errors (error flag in the MPH set to "0") are used.

3.1 Plot quality information per product (time dependant)

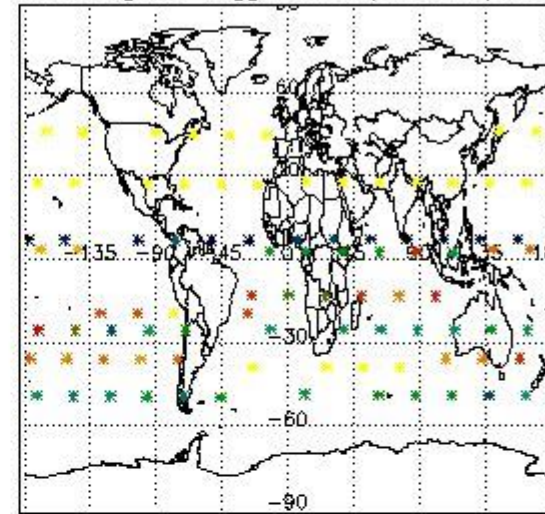


3.2 Plot quality information per product (world map)


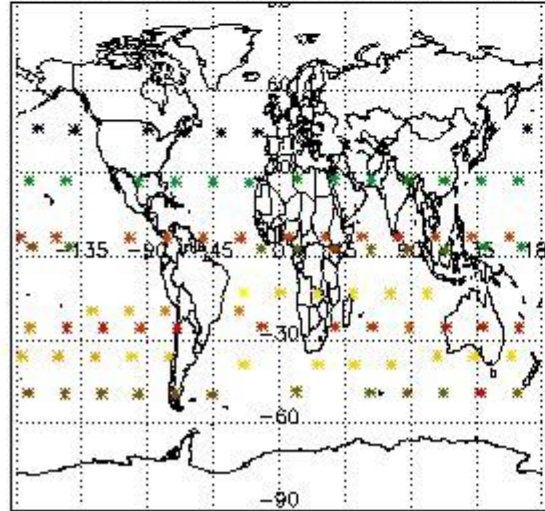
Percentage of flagged data per O3 profile



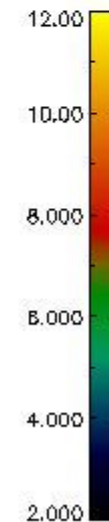
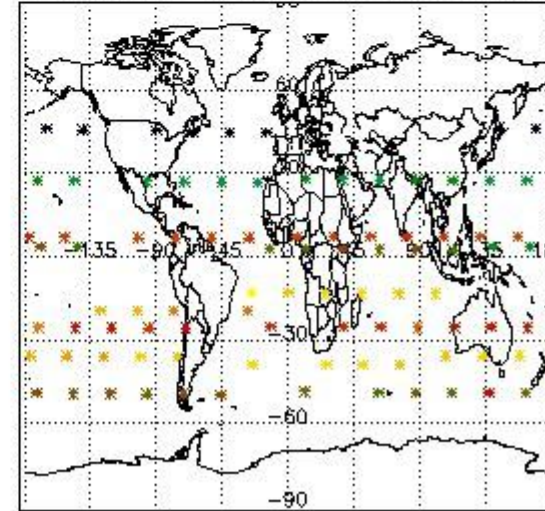
Percentage of flagged data per H2O profile



Percentage of flagged data per NO2 profile



Percentage of flagged data per NO3 profile

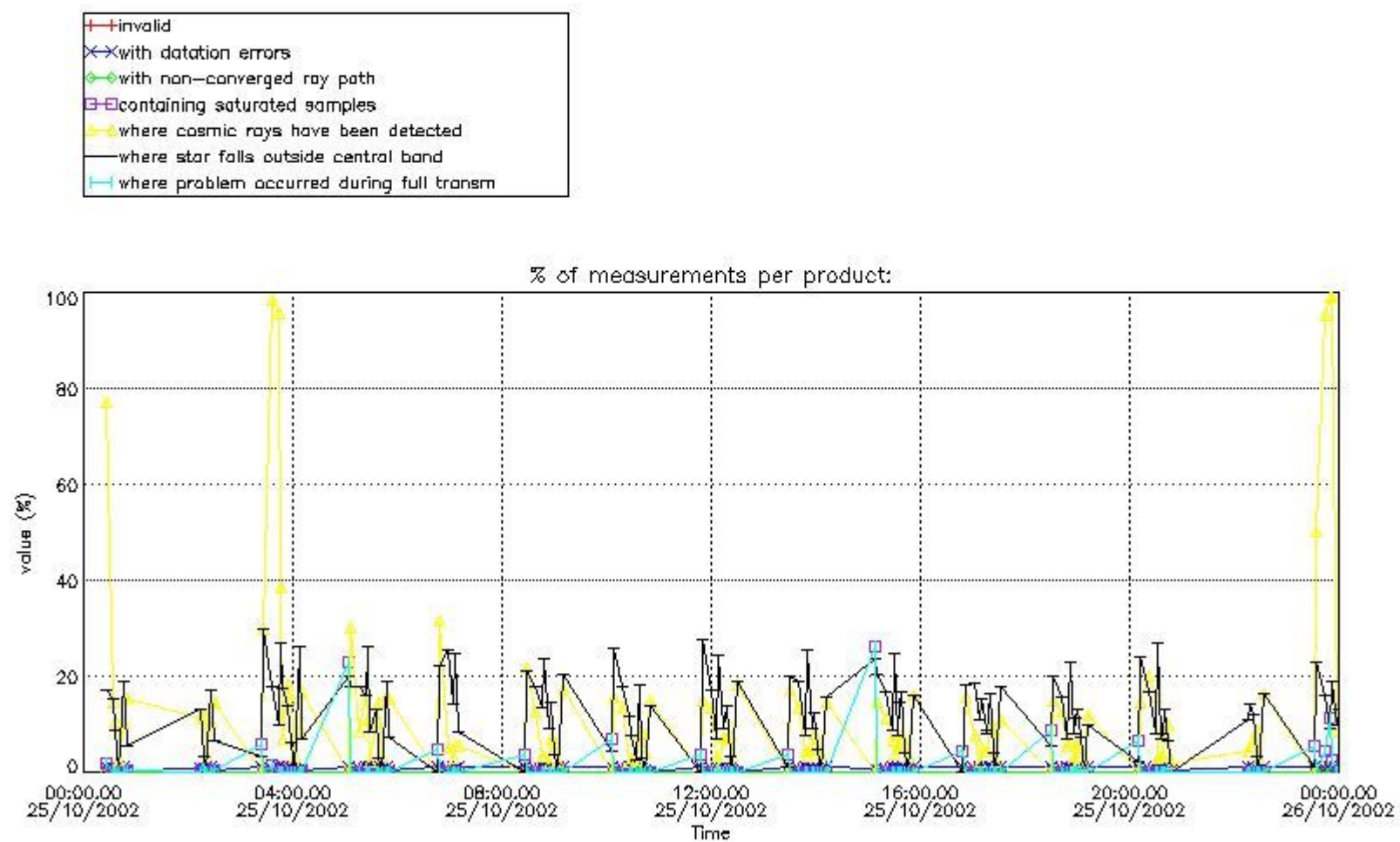


4. Level 1 quality information per product

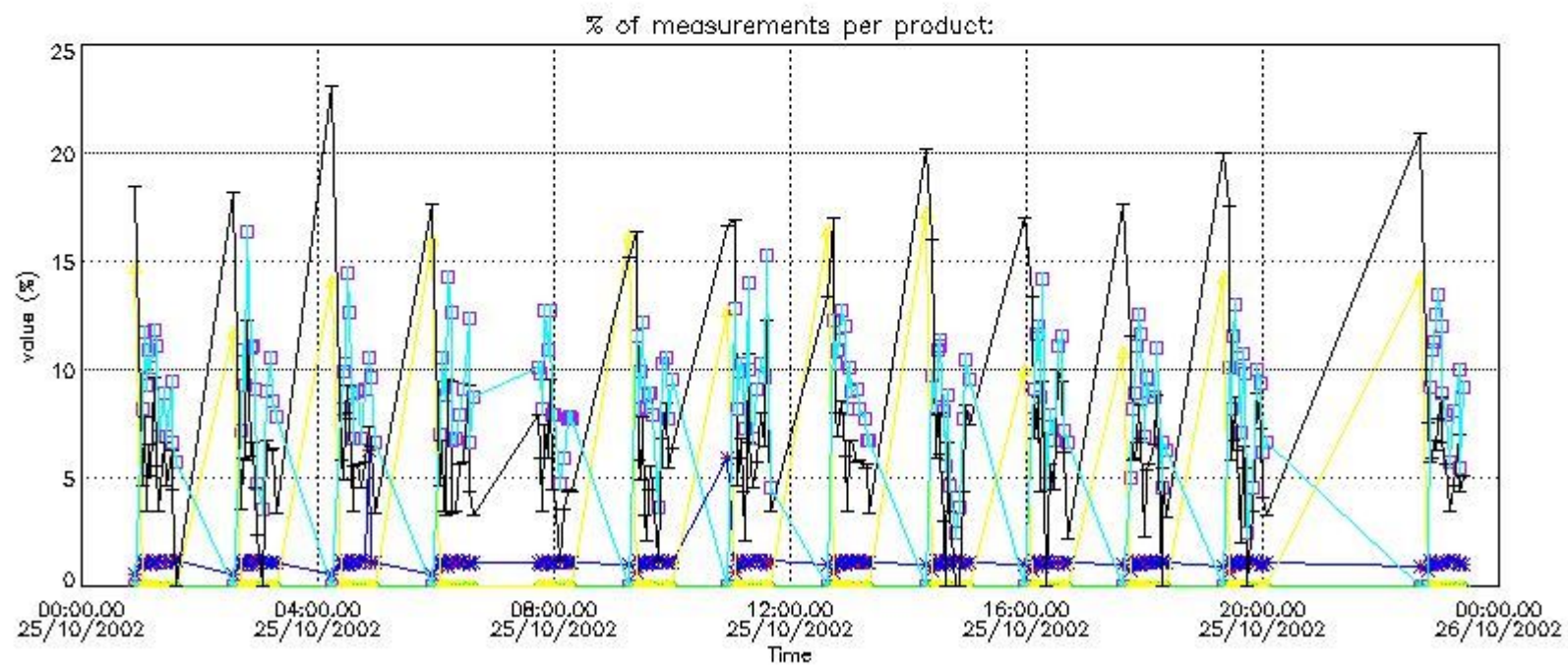
In this section it is plotted some information contained in the Quality Summary data set of the level 2 products that comes from the level 1b processing. Products without errors (error flag in the MPH set to "0") are used.

4.1 Plot quality information per product (time dependant) coming from level 1b processing

4.1.1 Plot level 1 quality information per product (time dependant): ENVISAT ASCENDING passes



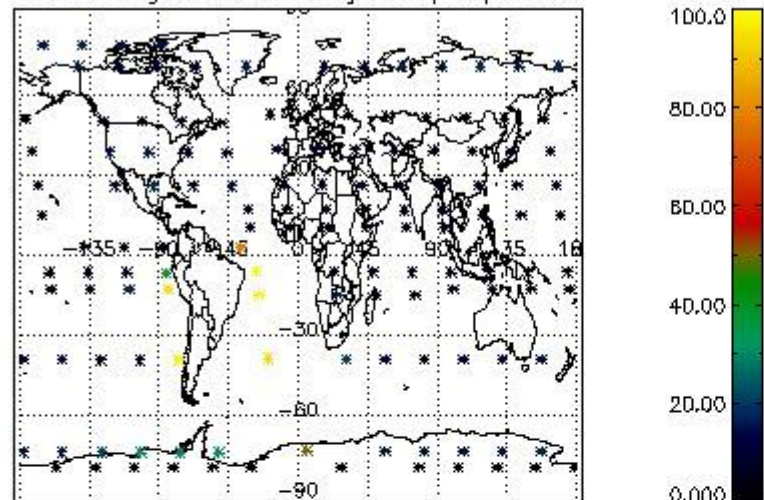
4.1.2 Plot level 1 quality information per product (time dependant): ENVI SAT DESCENDING passes



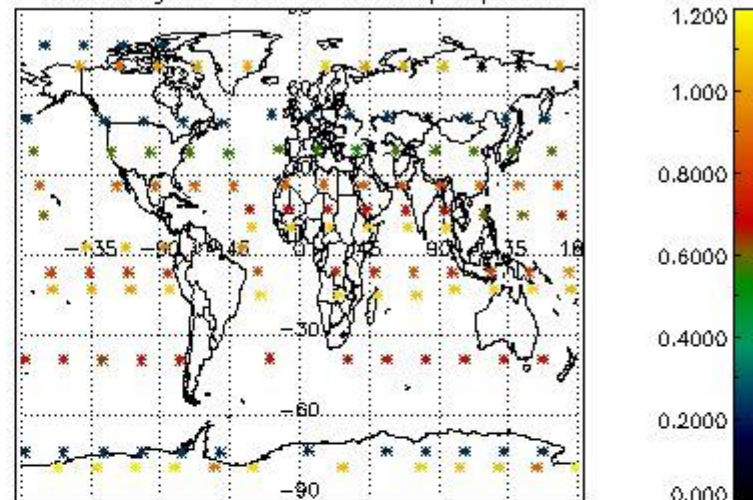
4.2 Plot quality information per product coming from level 1b processing (world map)

4.2.1 Plot level 1 quality information per product (world map): ENVISAT ASCENDING passes

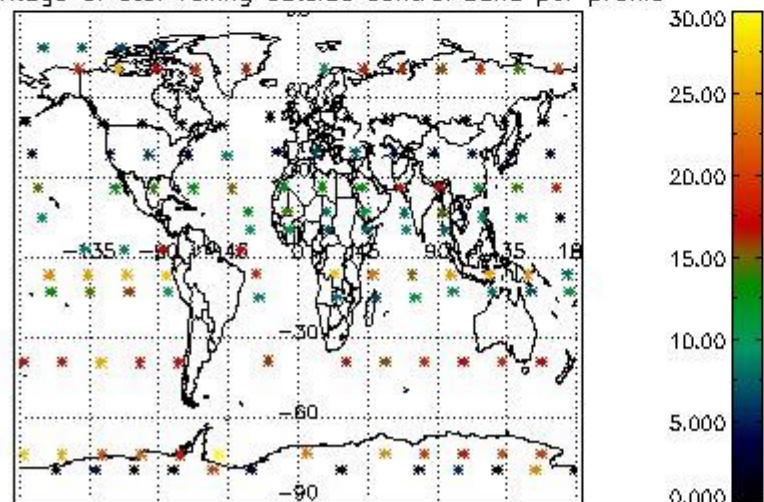
Percentage of cosmic ray hits per profile



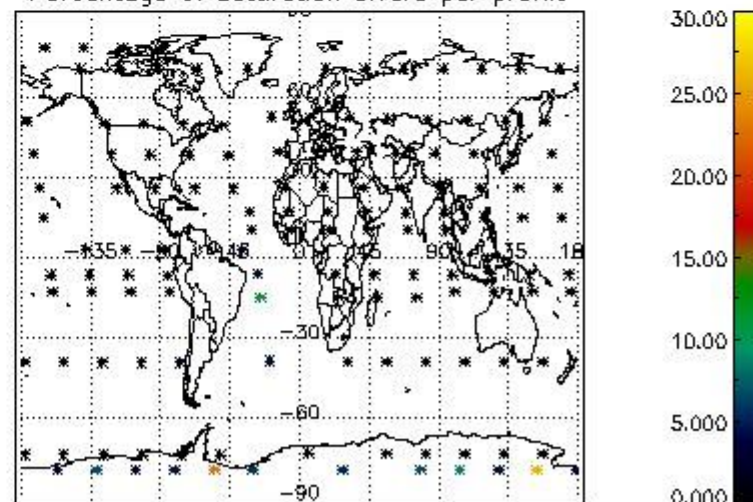
Percentage of datation errors per profile



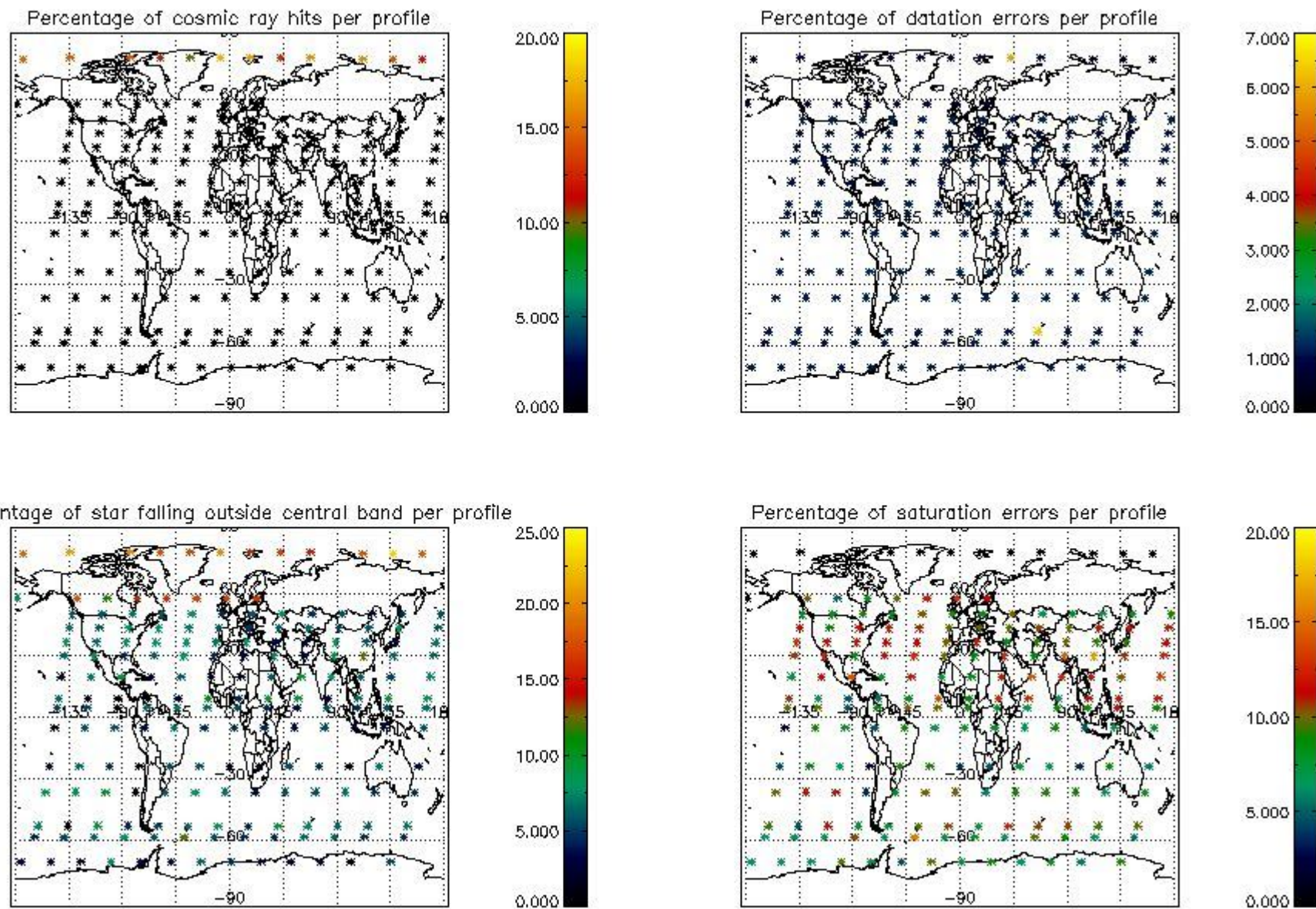
Percentage of star falling outside central band per profile



Percentage of saturation errors per profile



4.2.2 Plot level 1 quality information per product (world map): ENVISAT DESCENDING passes



5. Trace gas profiles

5.1 Ozone statistics based on quality of products

The final quality of the products can be "measured" using the STD (Standard Deviation) attached to every point profile. This information is written to the parameter GOM_NL__2P/NL_LOCAL_SPECIES_DENSITY/o3_std of the level 2 products. The table below shows the statistics for given STD ranges.

The statistics are given with respect to the overall valid production:

- Products without fatal errors: GOM_NL__2P/MPH/PRODUCT_ERR=0
- Valid point profile: GOM_NL__2P/NL_LOCAL_SPECIES_DENSITY/pcd(0)=0

The 'Criteria' is applied to valid points of dark limb products:

- Products in dark limb illumination condition: GOM_NL__2P/NL_SUMMARY_QUALITY/obs_ill_cond=0
- Products without fatal errors: GOM_NL__2P/MPH/PRODUCT_ERR=0
- Valid point profile: GOM_NL__2P/NL_LOCAL_SPECIES_DENSITY/pcd(0)=0

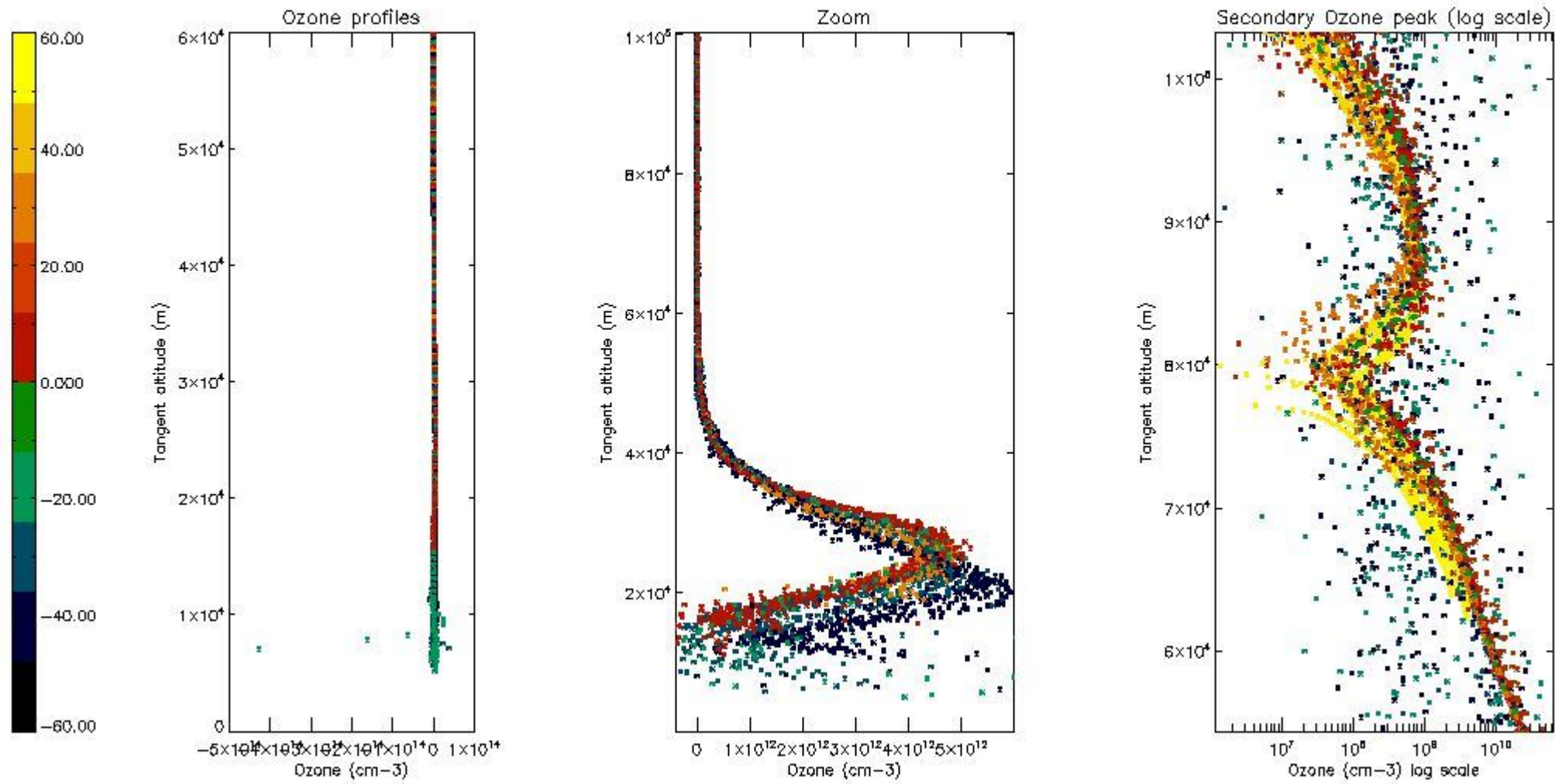
So, the table below shows the percentage of dark limb and valid observations for each criteria with respect to the overall valid daily observations.

Criteria	% of total production
All STD	33
STD < 20	16

STD < 10	14
STD < 5	11

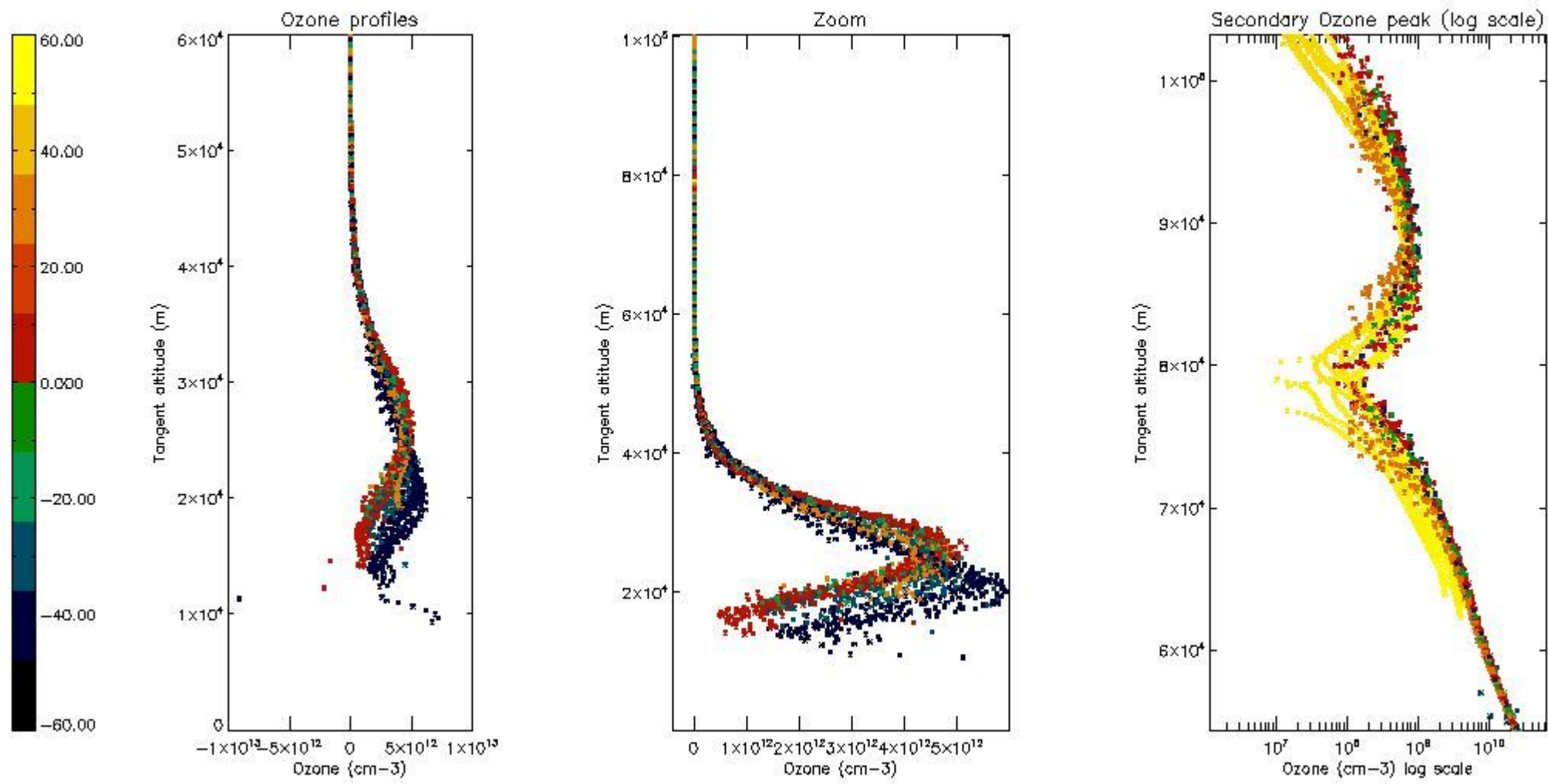
5.2 Plot ozone profiles for all STD (dark without errors)

The colorbar represents the latitude.



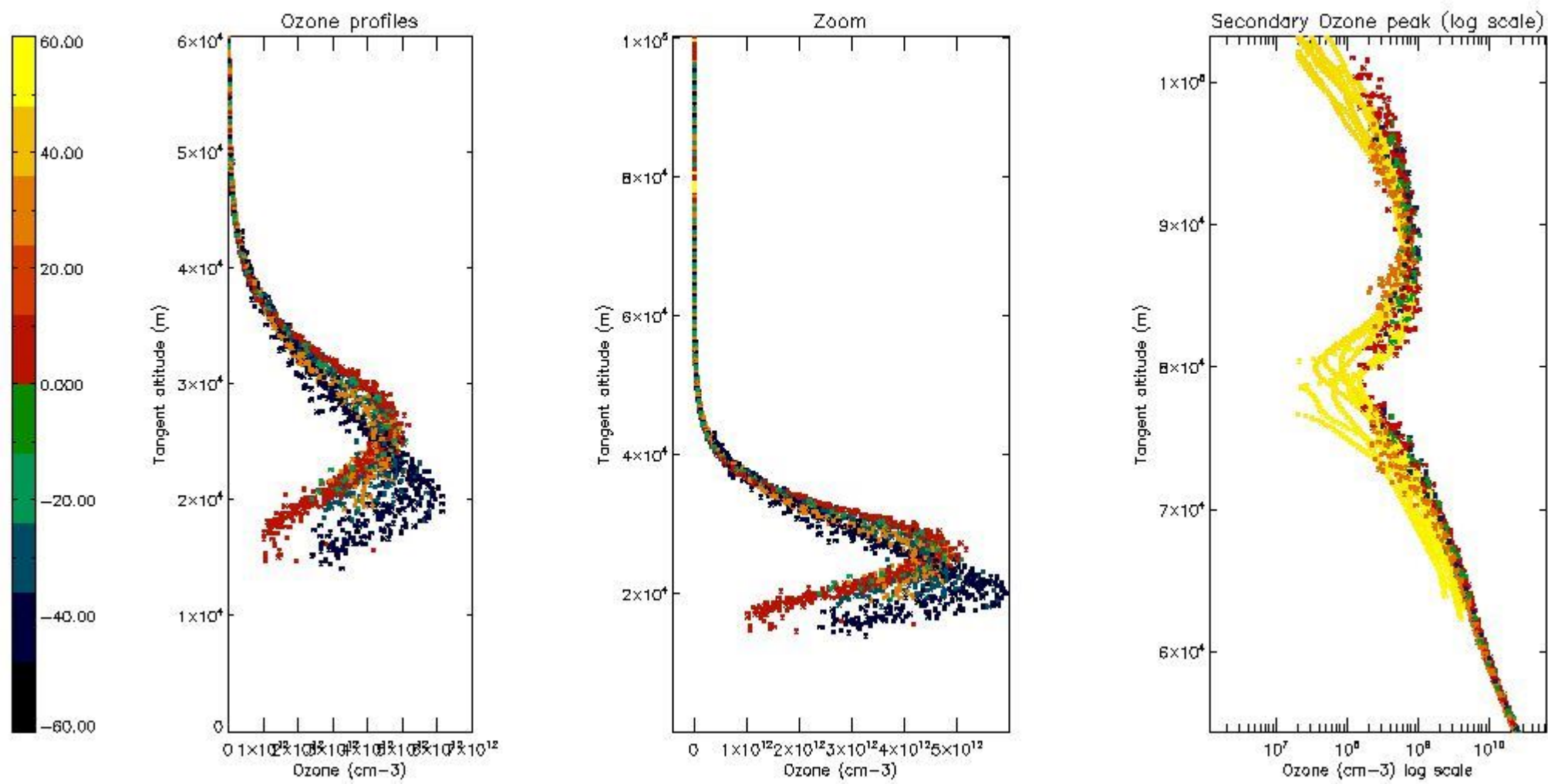
5.3 Plot ozone profiles where STD < 20% (dark without errors)

The colorbar represents the latitude.



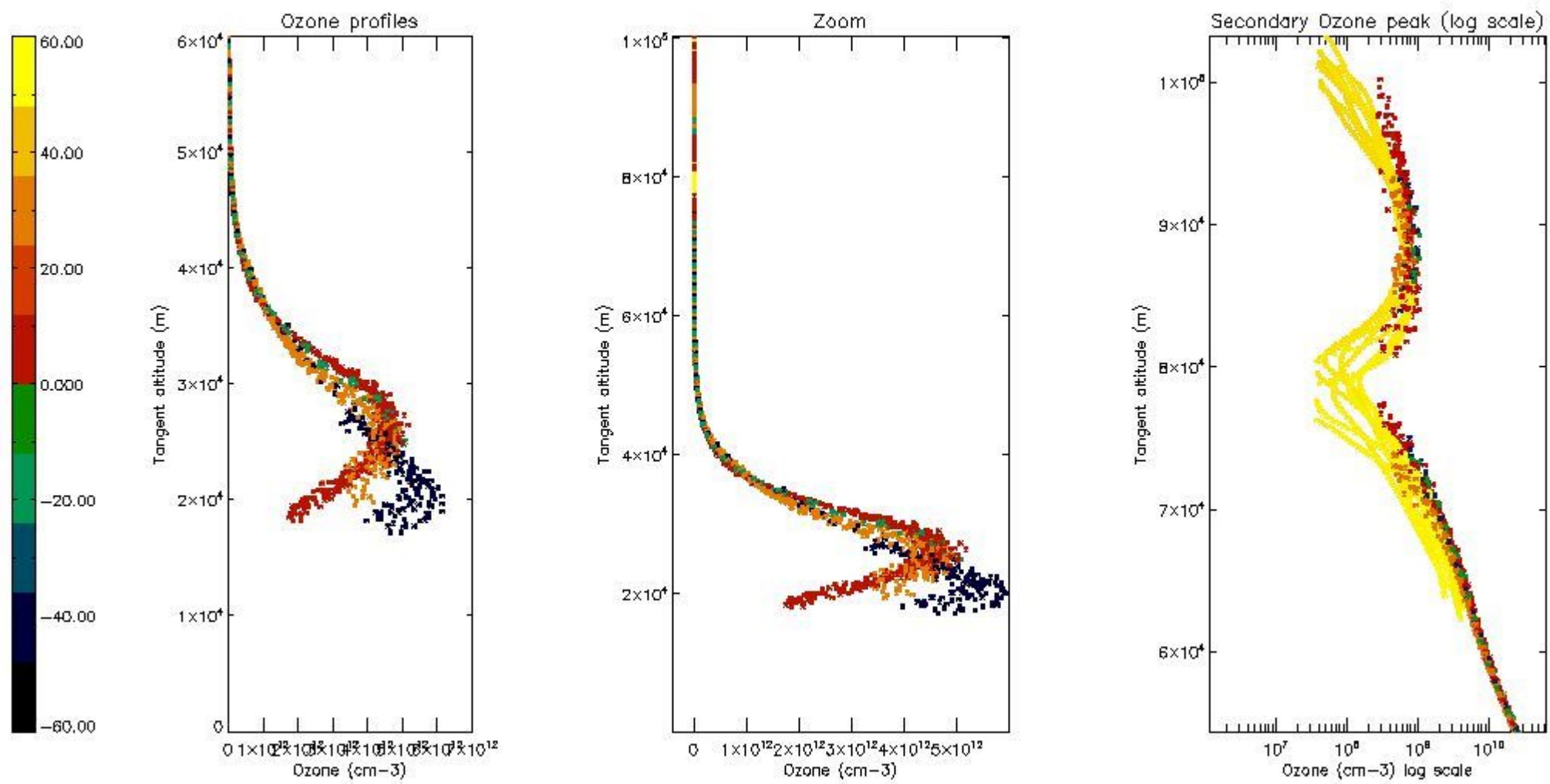
5.4 Plot ozone profiles where STD < 10% (dark without errors)

The colorbar represents the latitude.



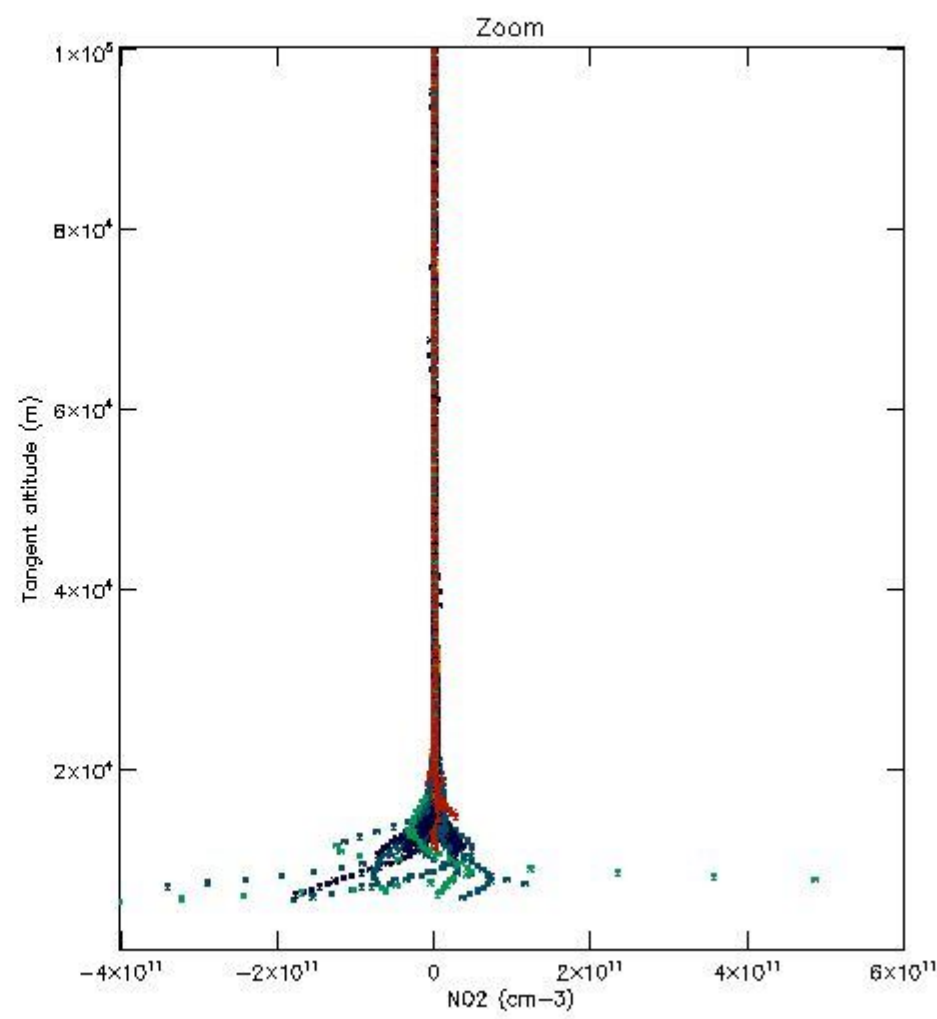
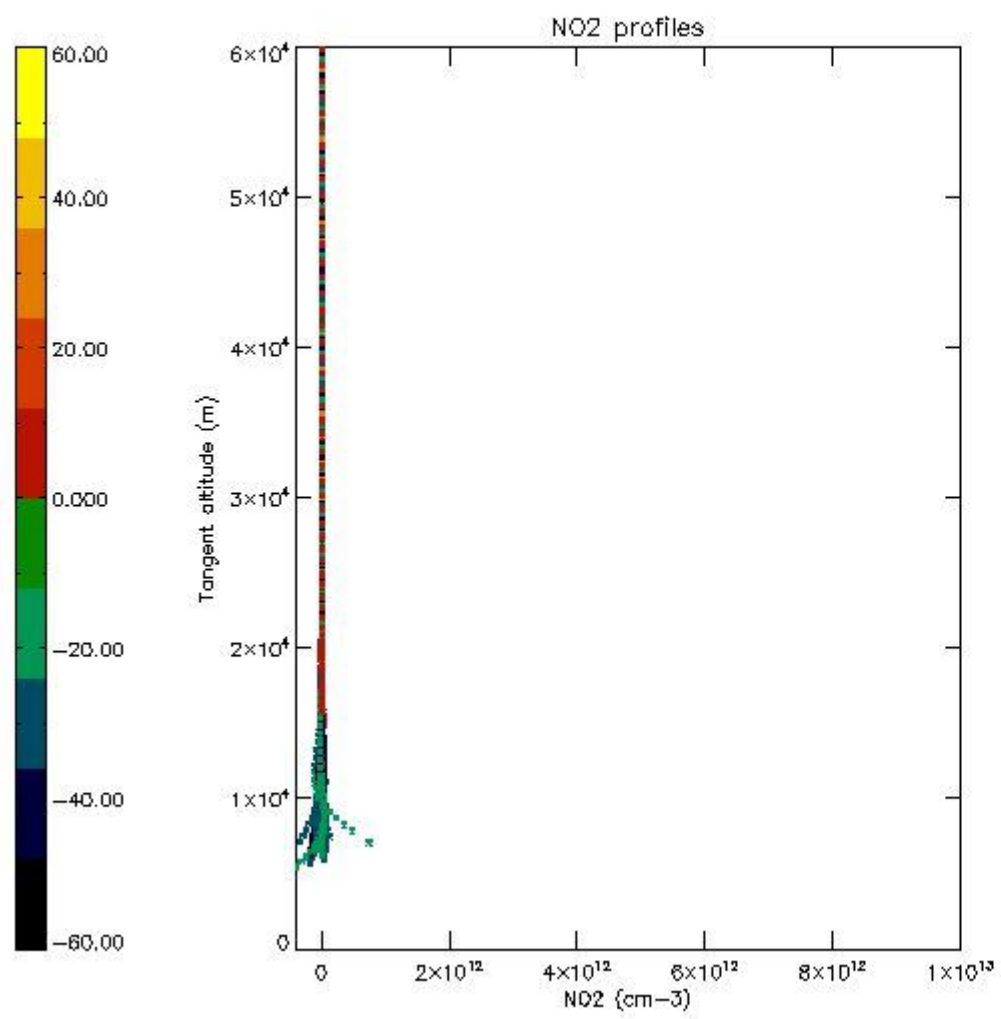
5.5 Plot ozone profiles where STD < 5% (dark without errors)

The colorbar represents the latitude.



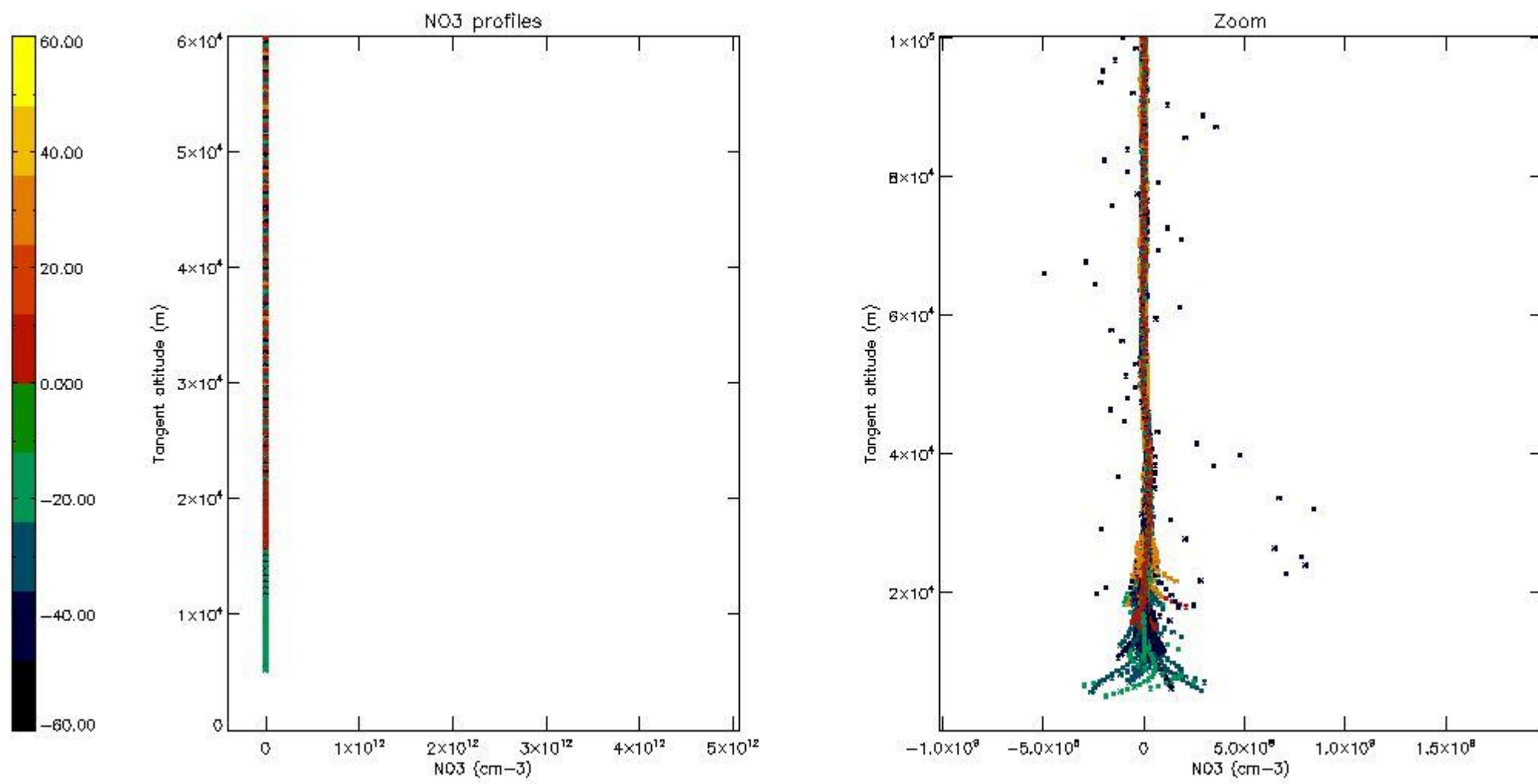
5.6 Plot NO₂ profiles for all STD (dark without errors)

The colorbar represents the latitude.



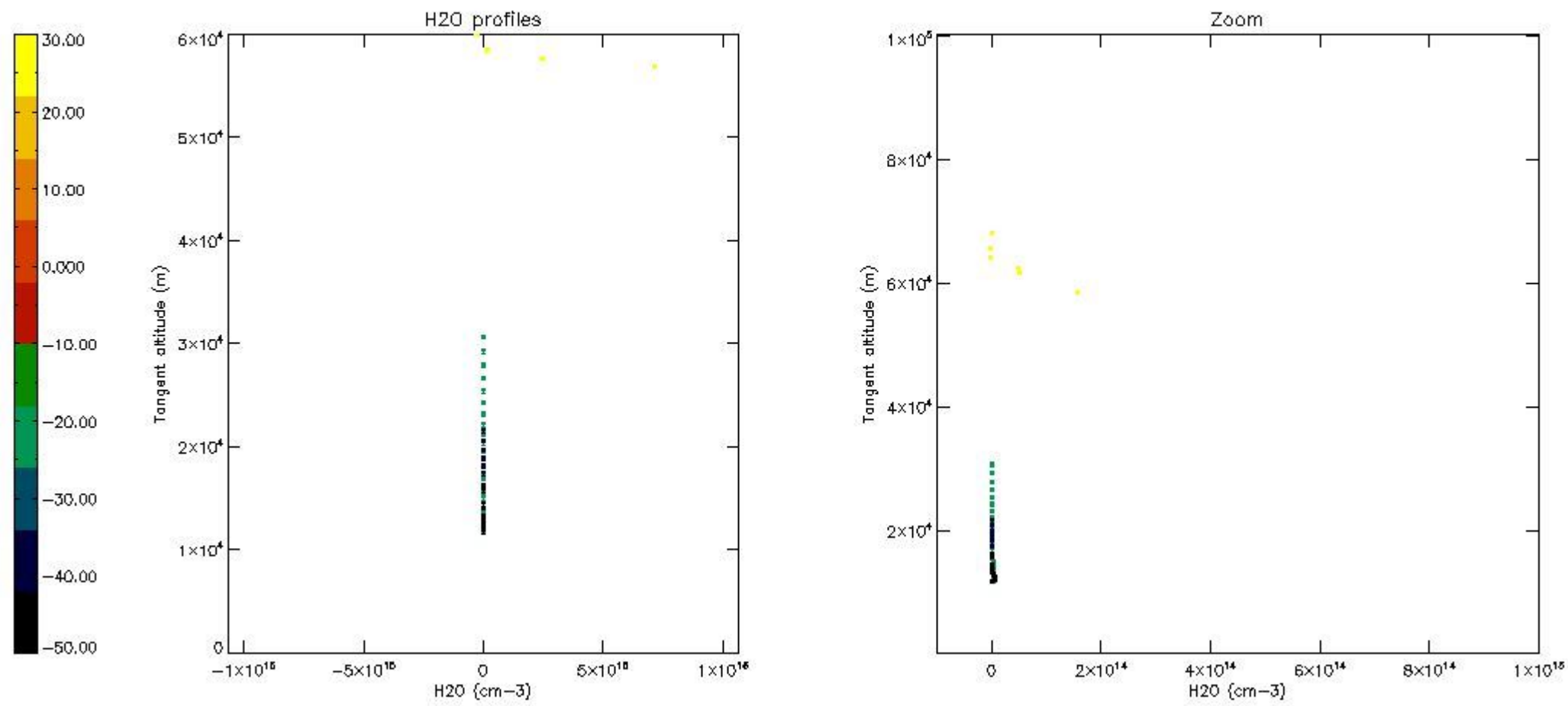
5.7 Plot NO3 profiles for all STD (dark without errors)

The colorbar represents the latitude.



5.8 Plot H2O profiles for all STD (only for occultations of stars 1,2,3,4,13,14,16,26,63 dark without errors)

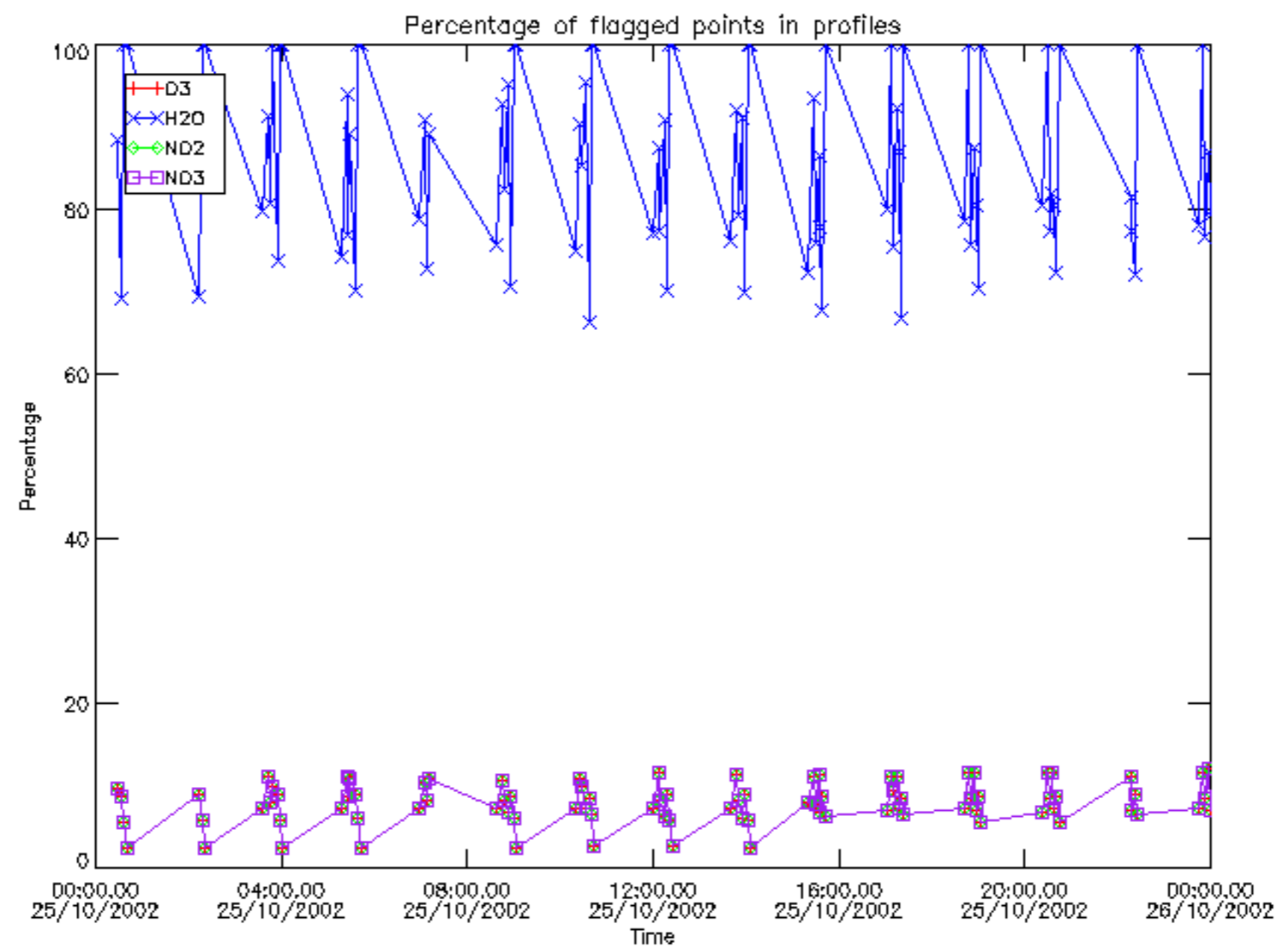
The colorbar represents the latitude.



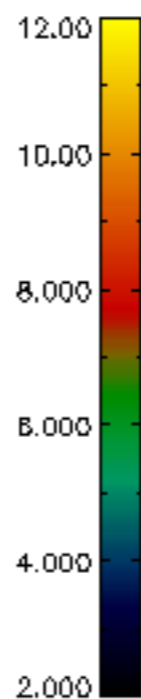
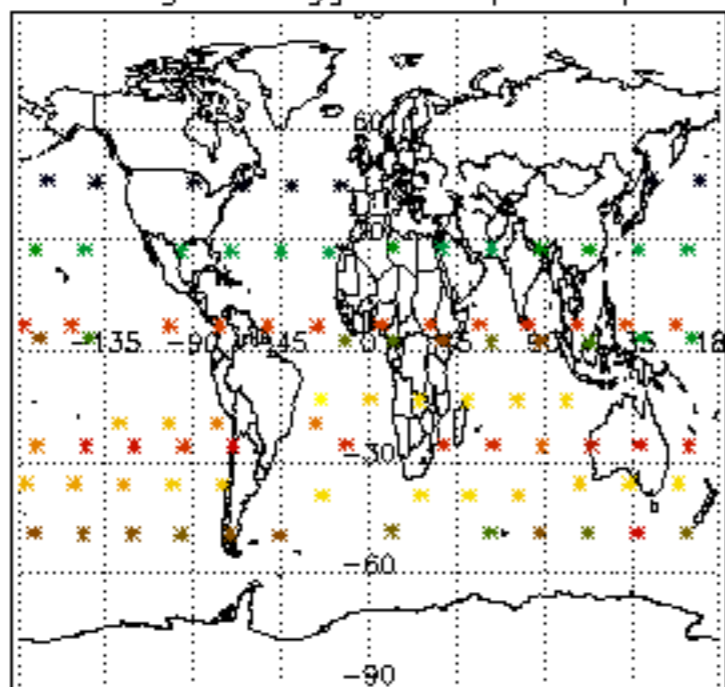
6. Auxiliary Data Files used for the production reported in section 2

The number reported in the third column indicates since which file (see list in section 2) the corresponding auxiliary file has been used. The fourth column is the date of those product files.

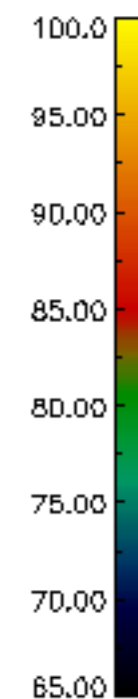
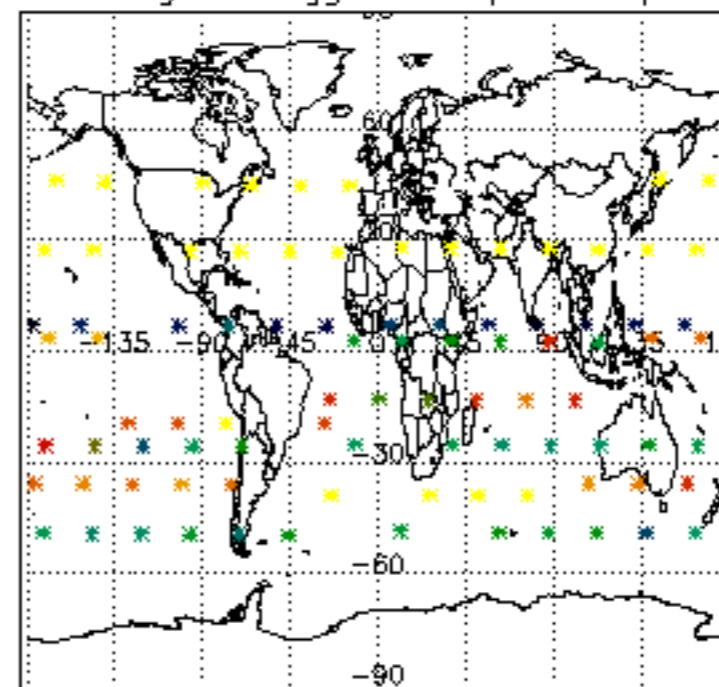
Type	Auxiliary Filename	Used since product	Used since product date
INST_PHYS_CHARACTERISTICS	GOM_INS_AXNIEC20050627_150440_20020301_000000_20100101_000000	1	25-OCT-2002 00:26:57
LEVEL-2_PROC_CONFIG	GOM_PR2_AXVIEC20091111_152718_20020301_000000_20500101_000000	1	25-OCT-2002 00:26:57
CROSS_SECTIONS_FILE	GOM_CRS_AXVIEC20091111_154832_20020301_000000_20500101_000000	1	25-OCT-2002 00:26:57



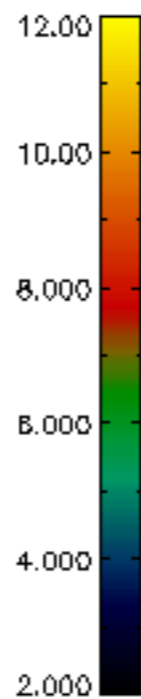
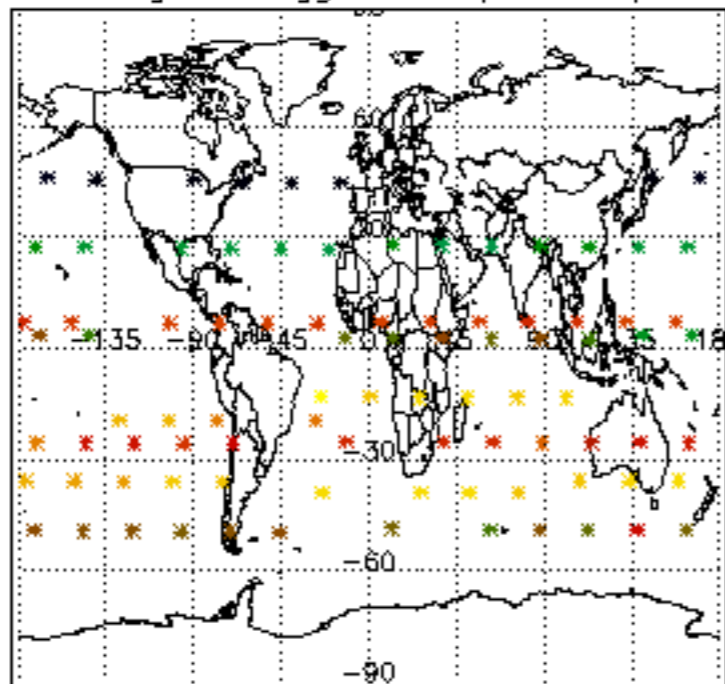
Percentage of flagged data per D3 profile



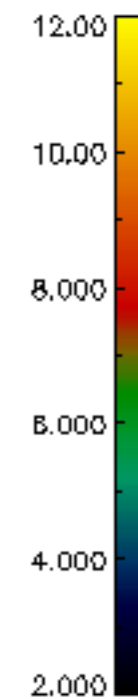
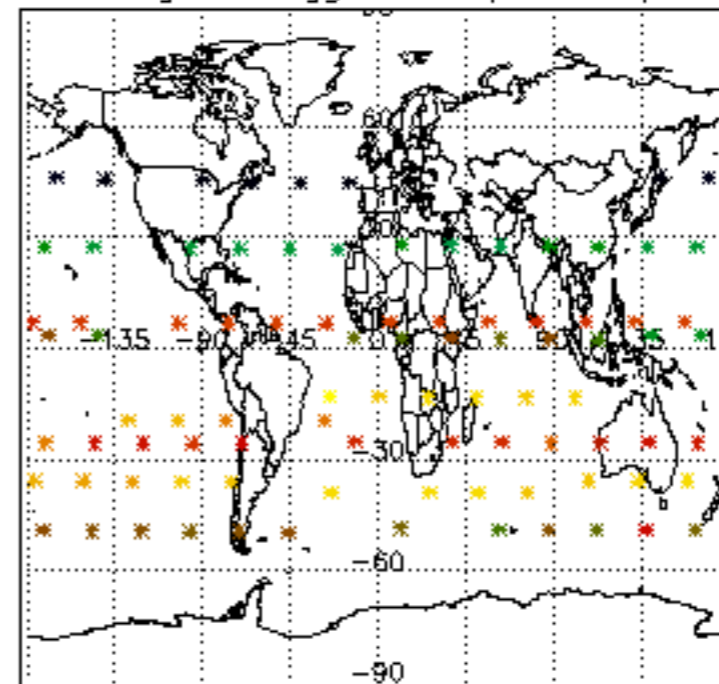
Percentage of flagged data per H2O profile

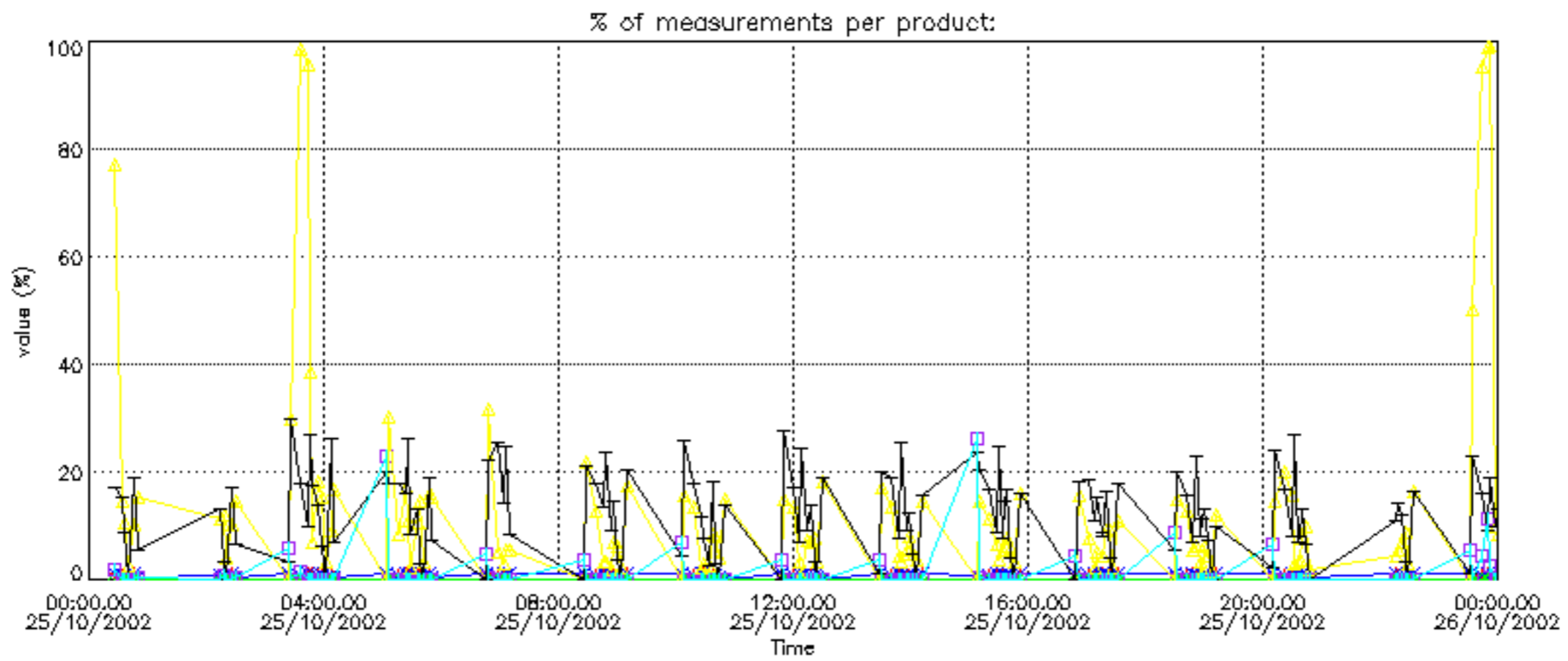


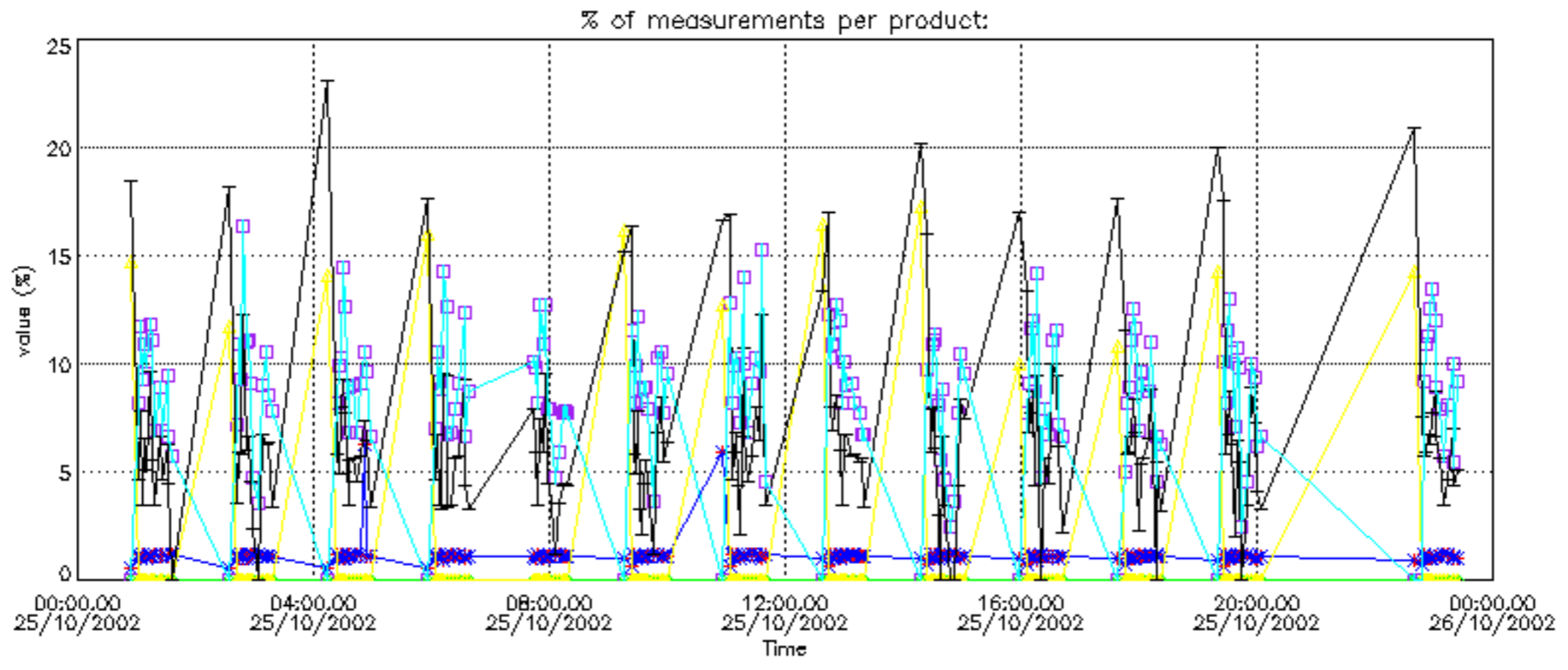
Percentage of flagged data per NO2 profile



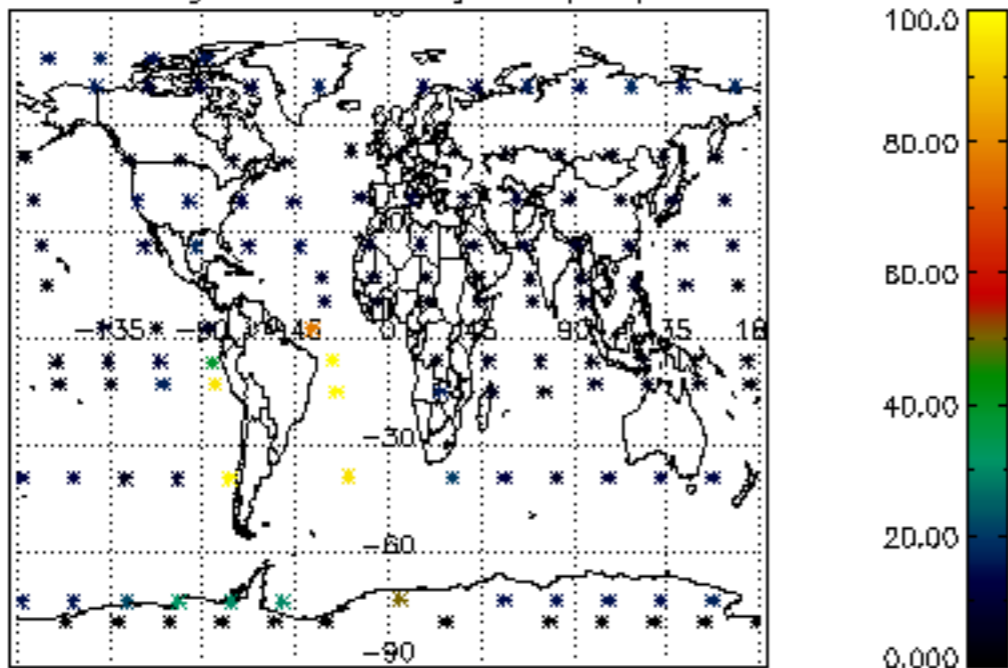
Percentage of flagged data per NO3 profile



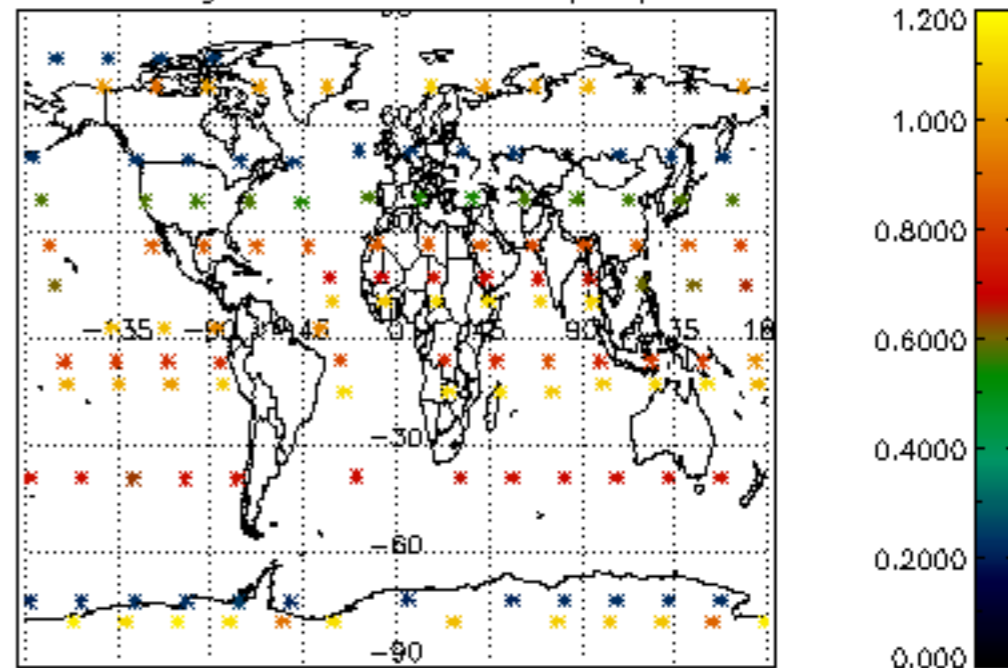




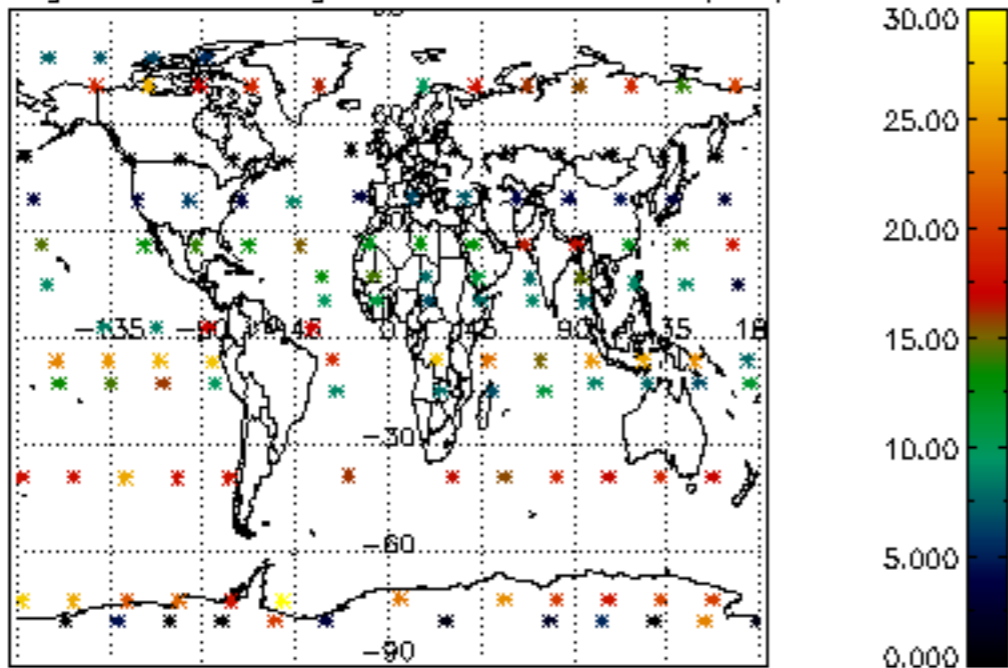
Percentage of cosmic ray hits per profile



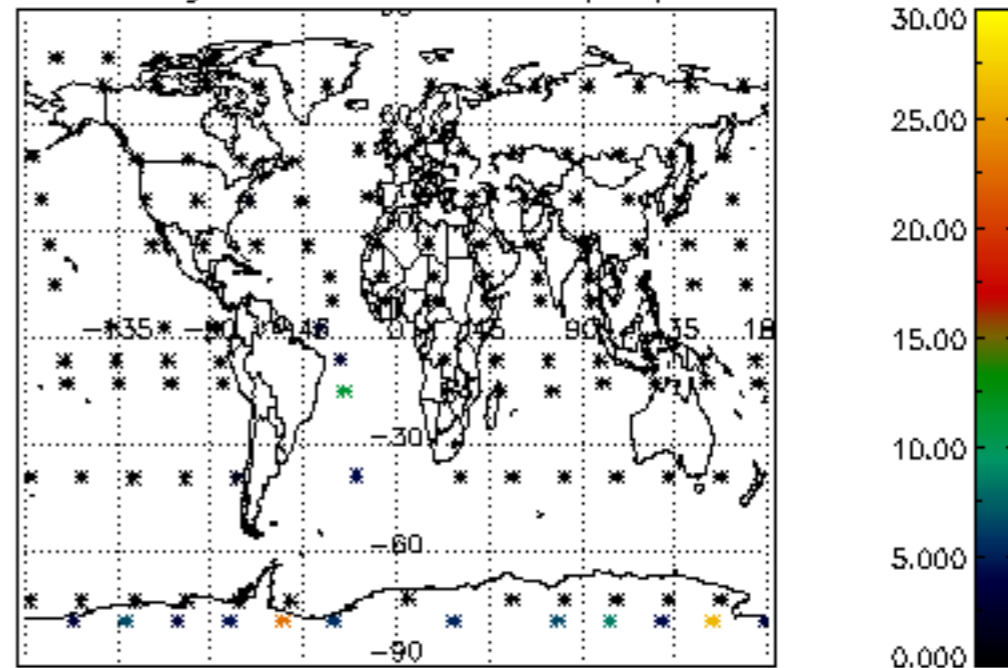
Percentage of datation errors per profile



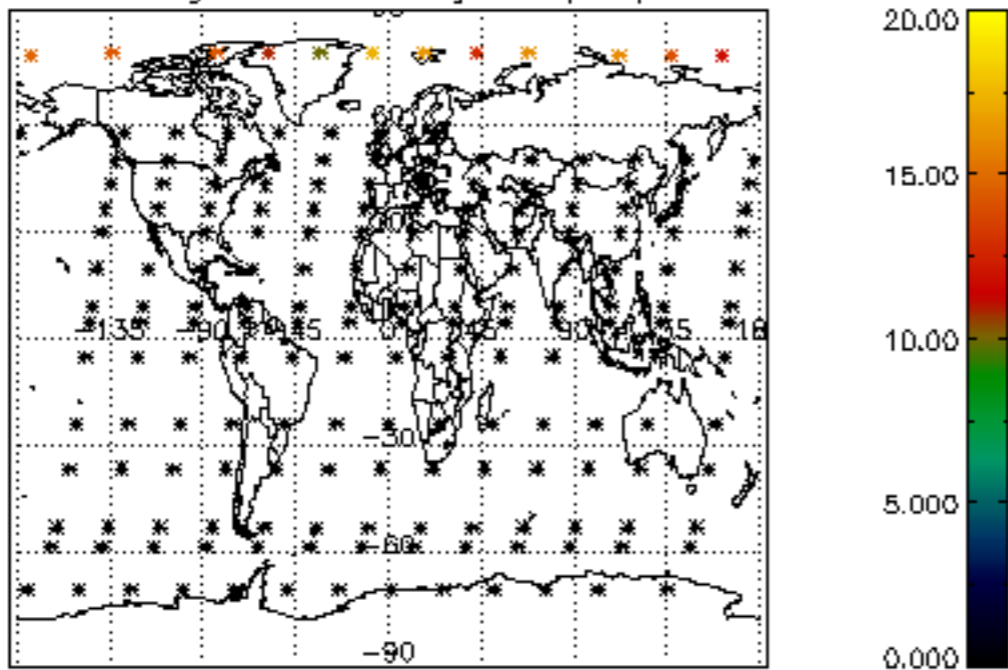
Percentage of star falling outside central band per profile



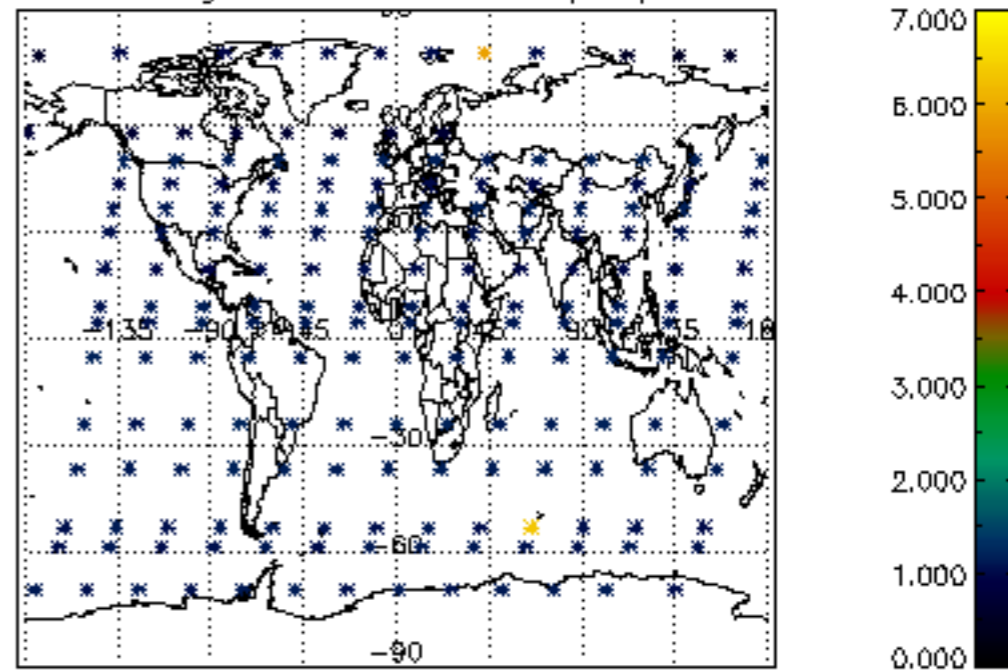
Percentage of saturation errors per profile



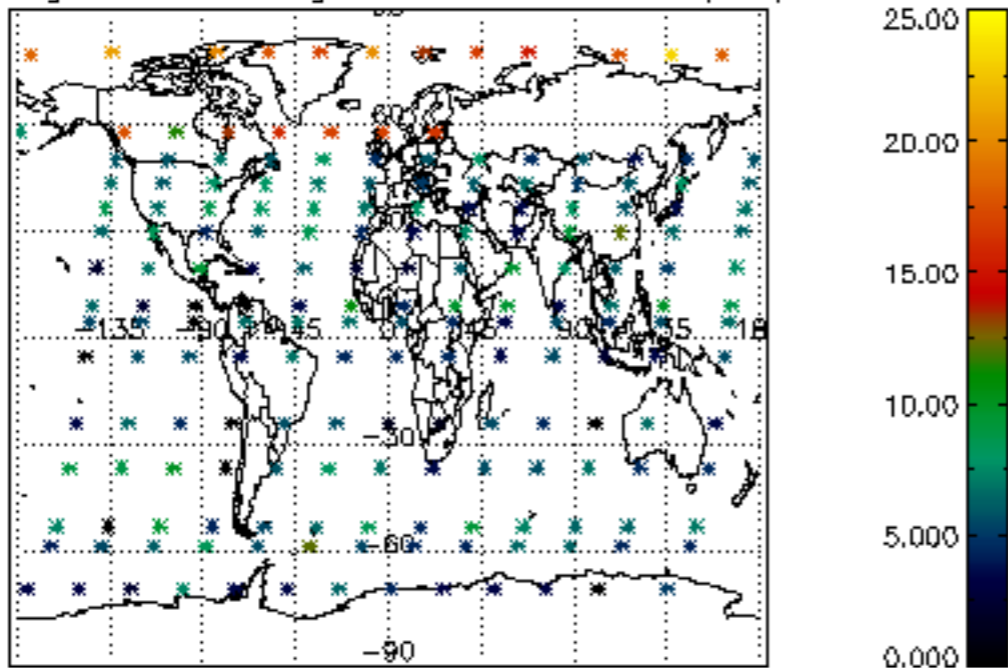
Percentage of cosmic ray hits per profile



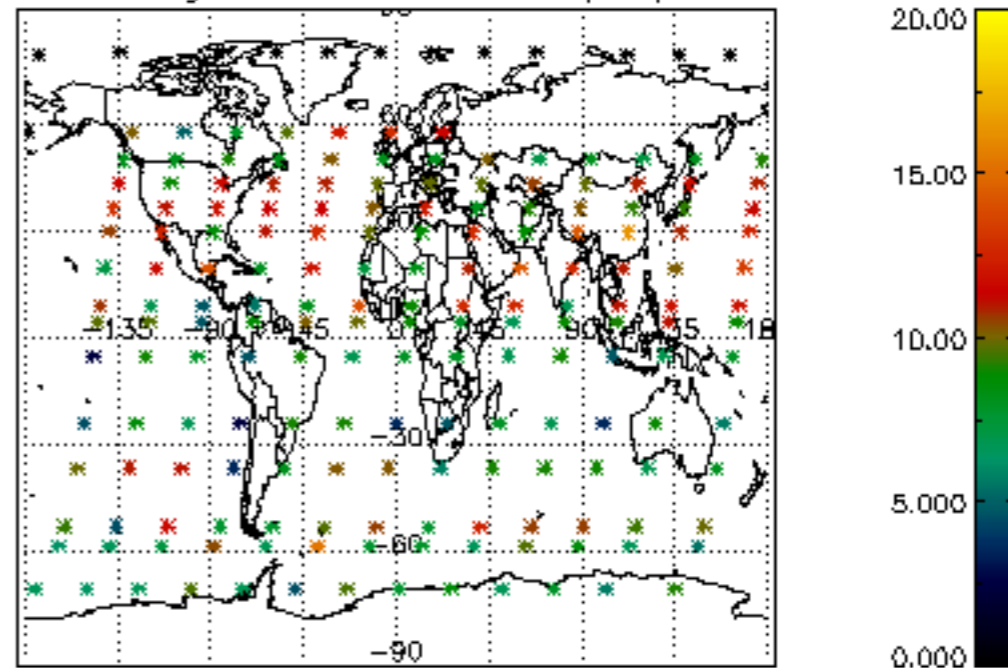
Percentage of datation errors per profile

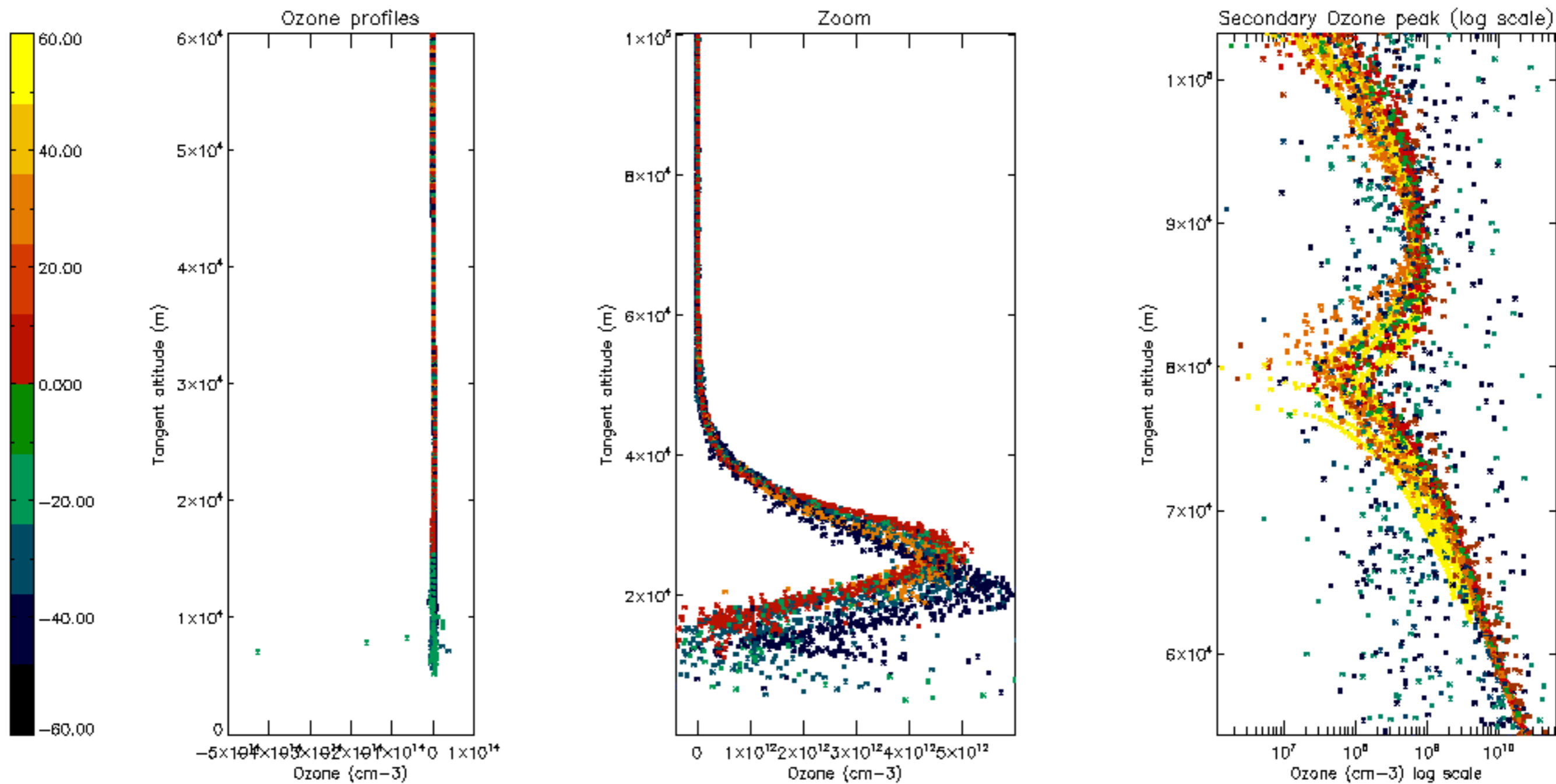


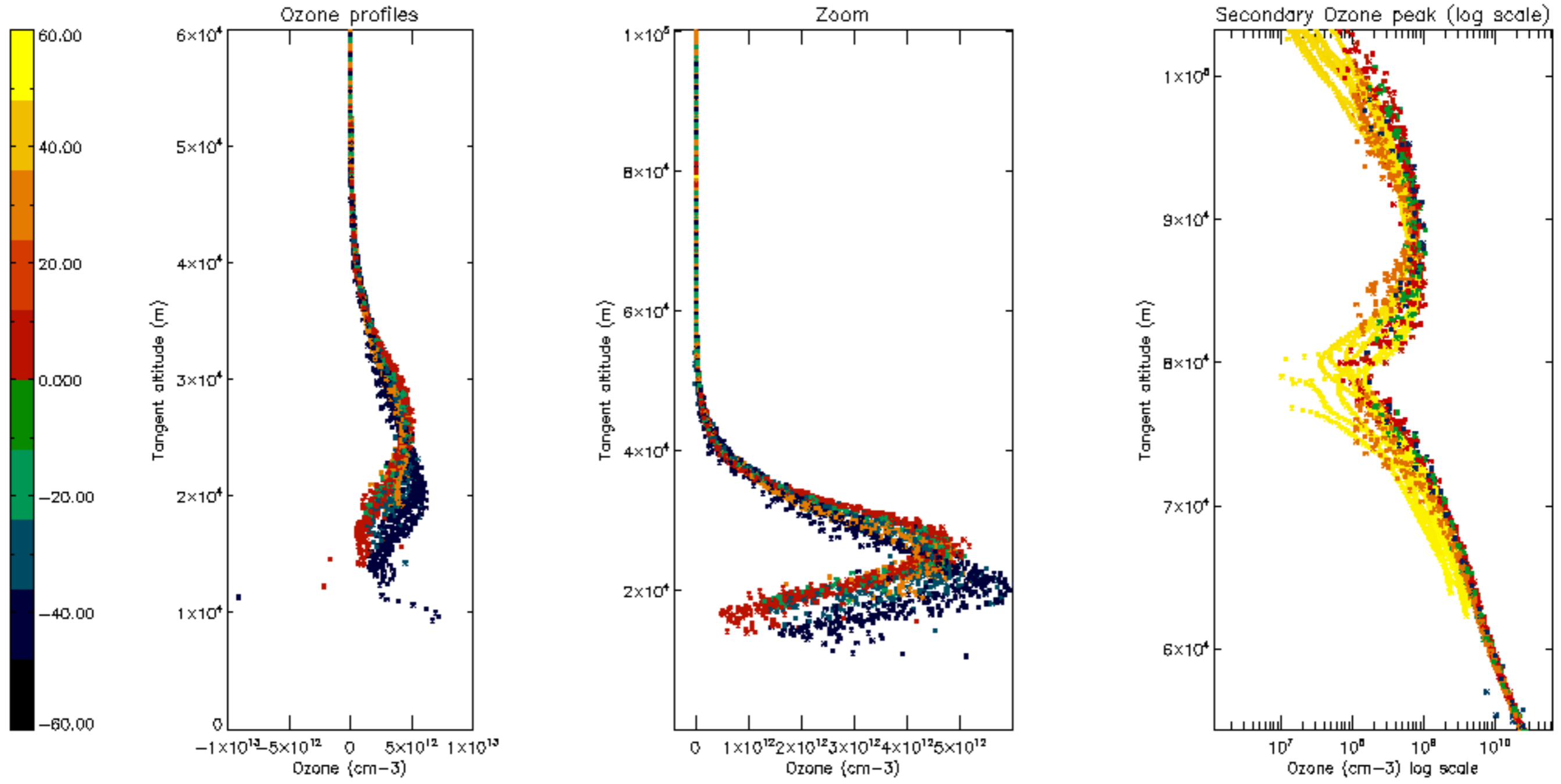
Percentage of star falling outside central band per profile

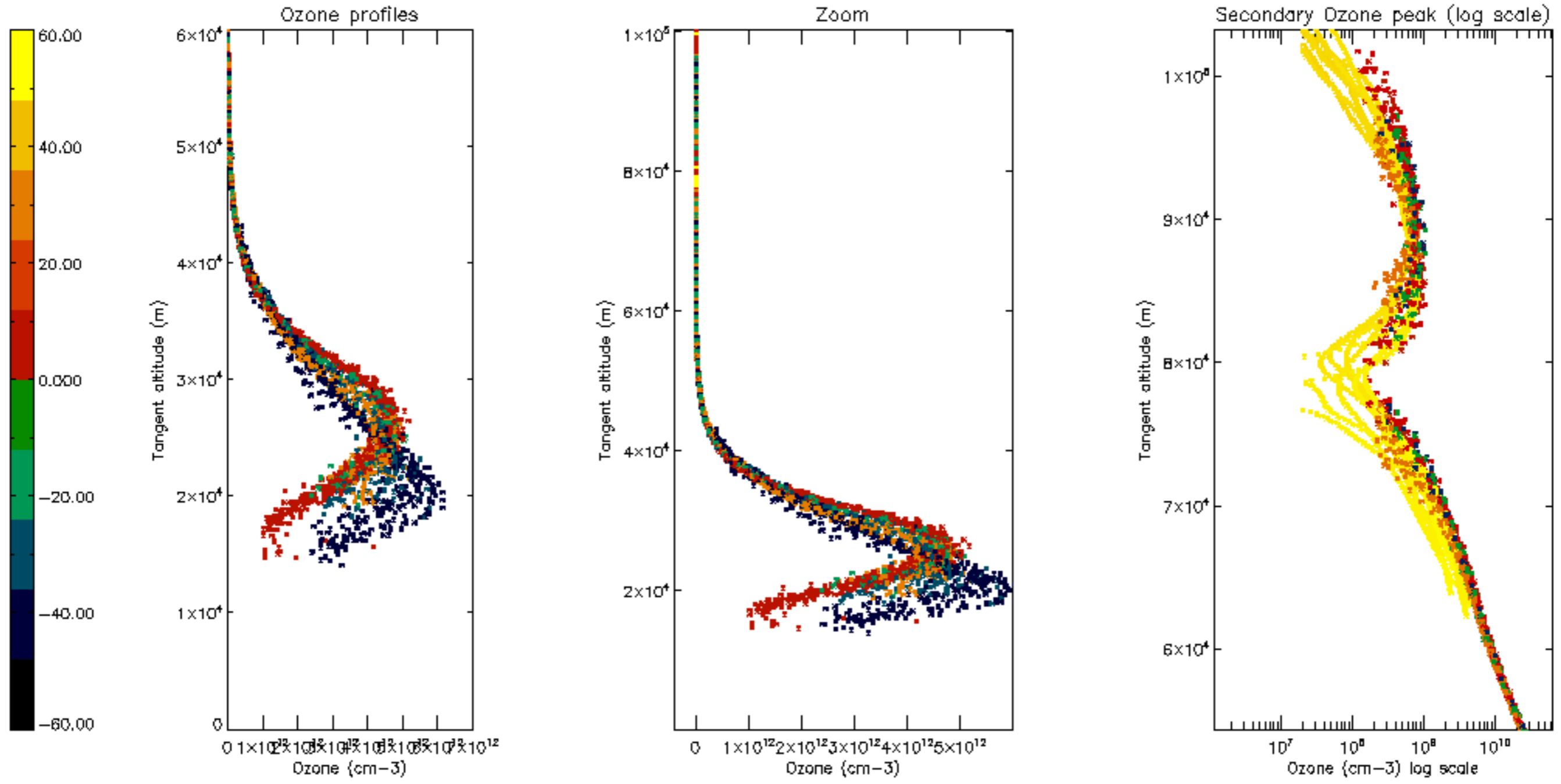


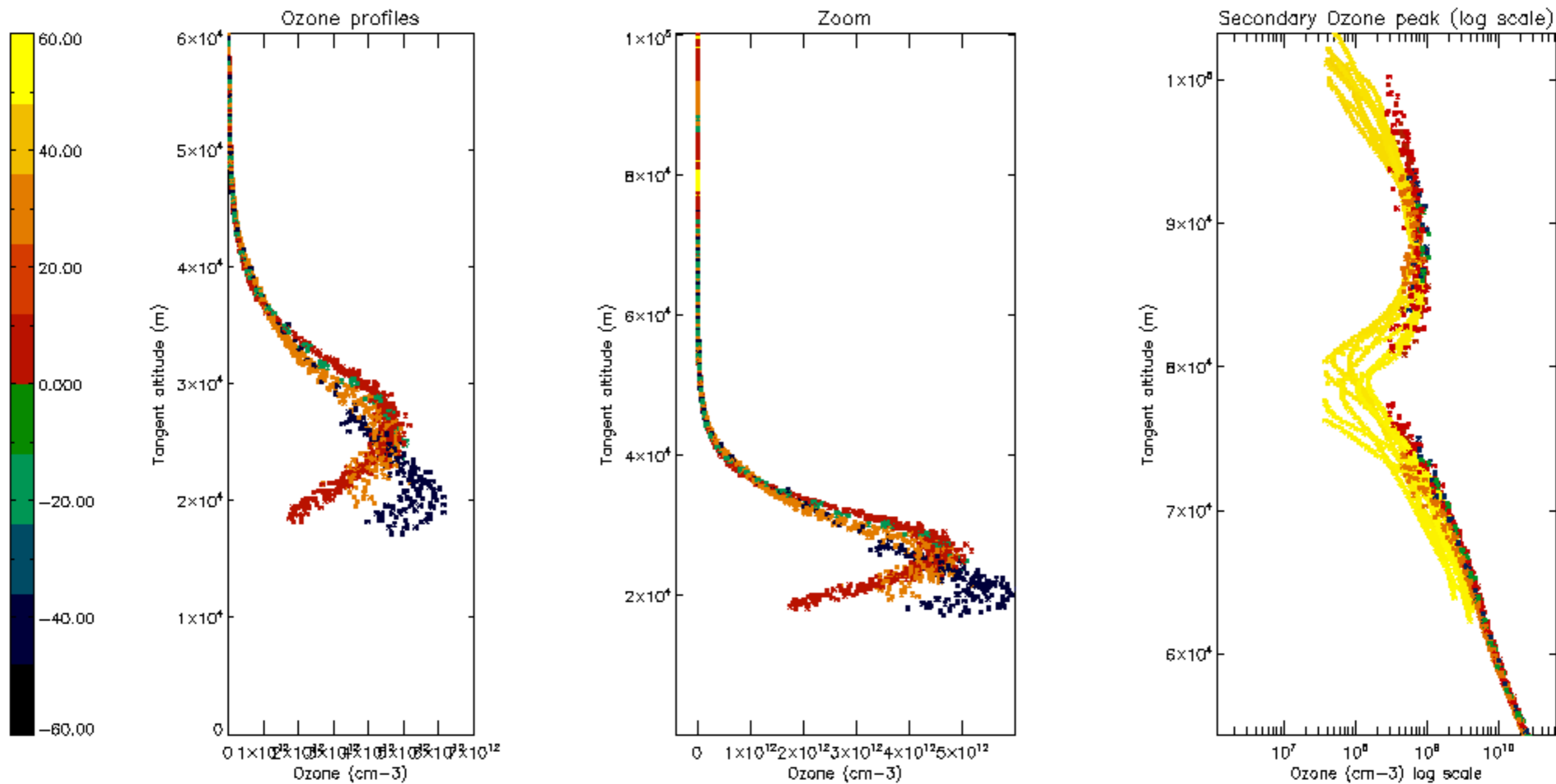
Percentage of saturation errors per profile

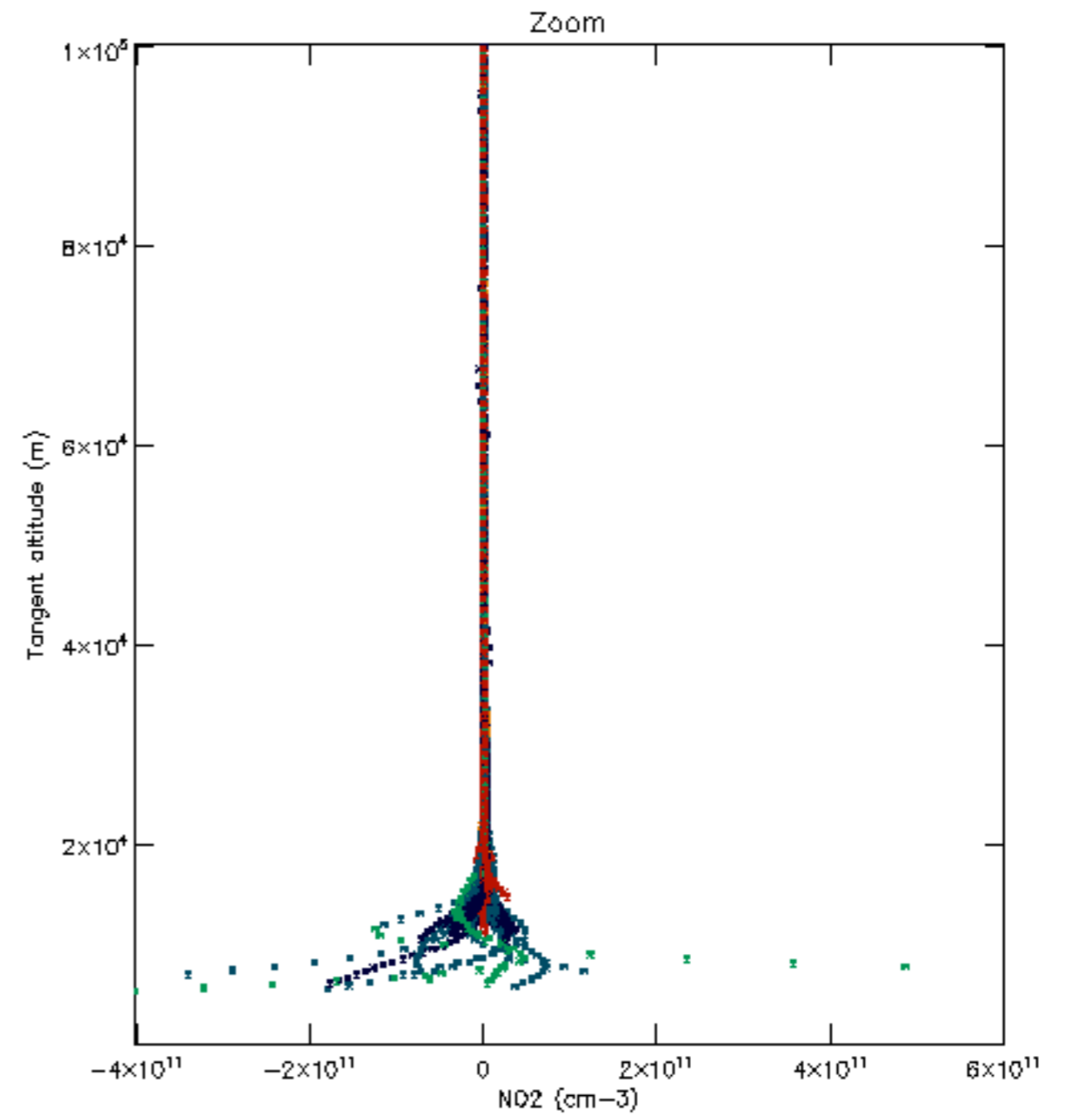
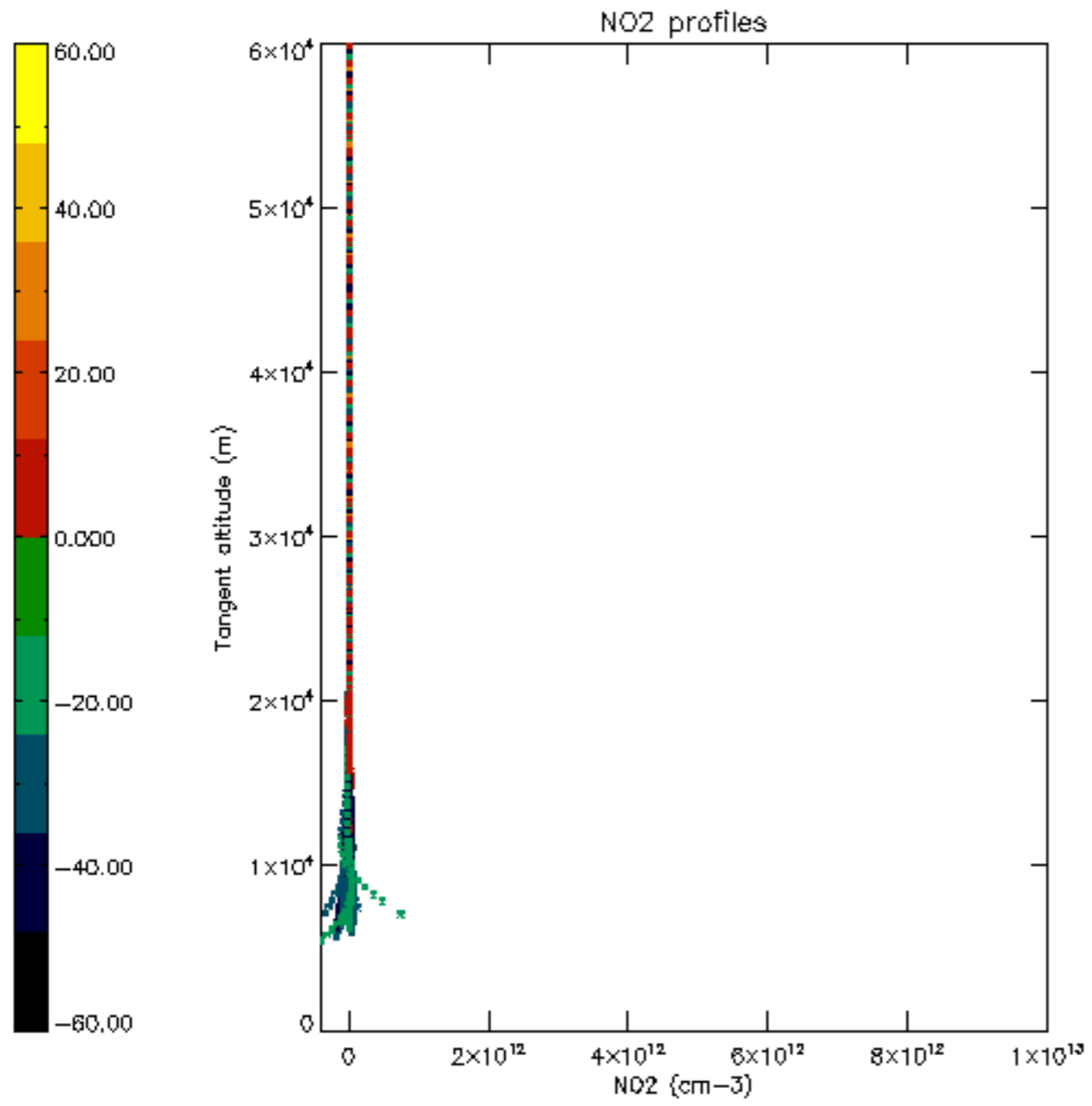


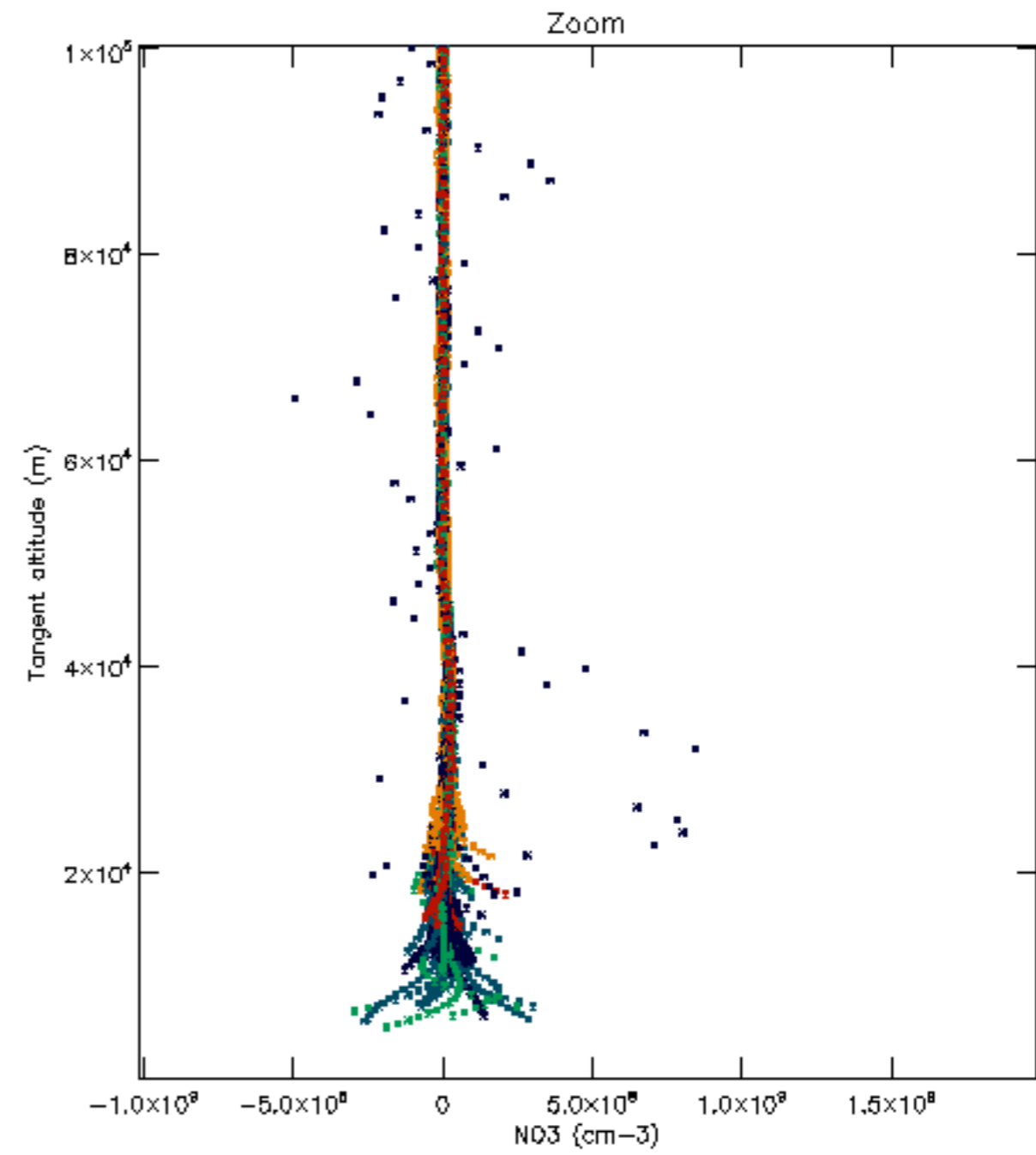
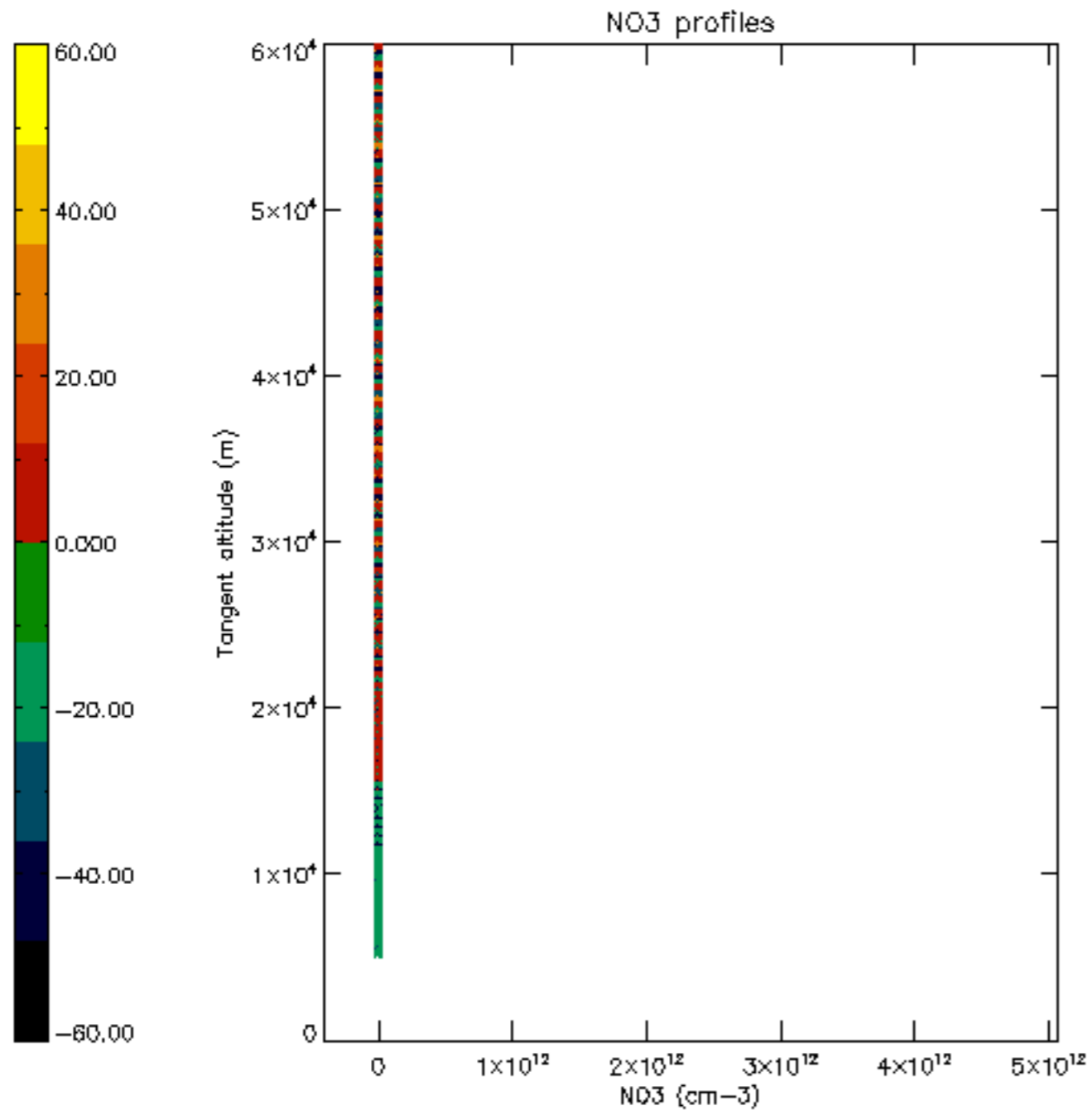


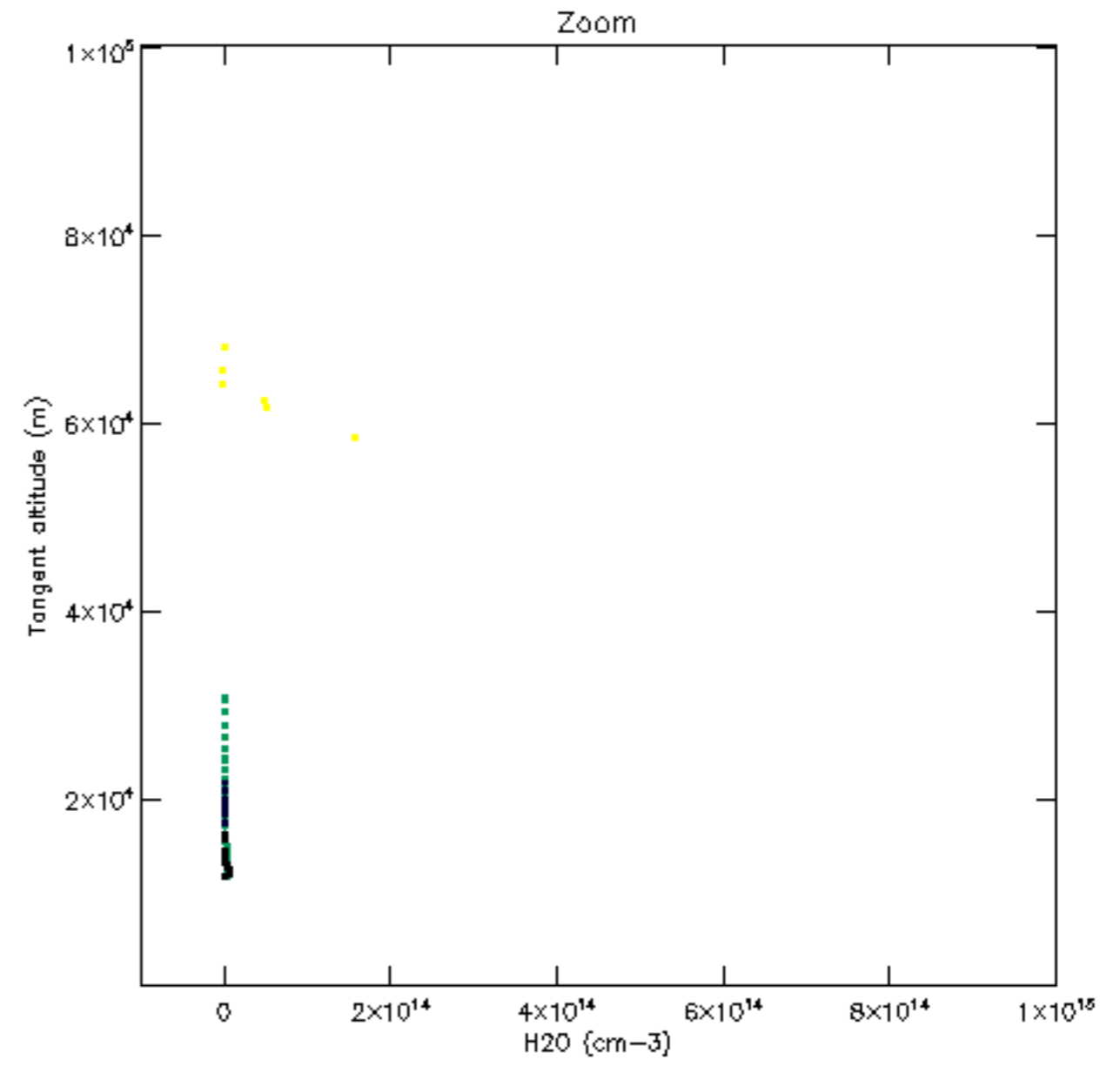
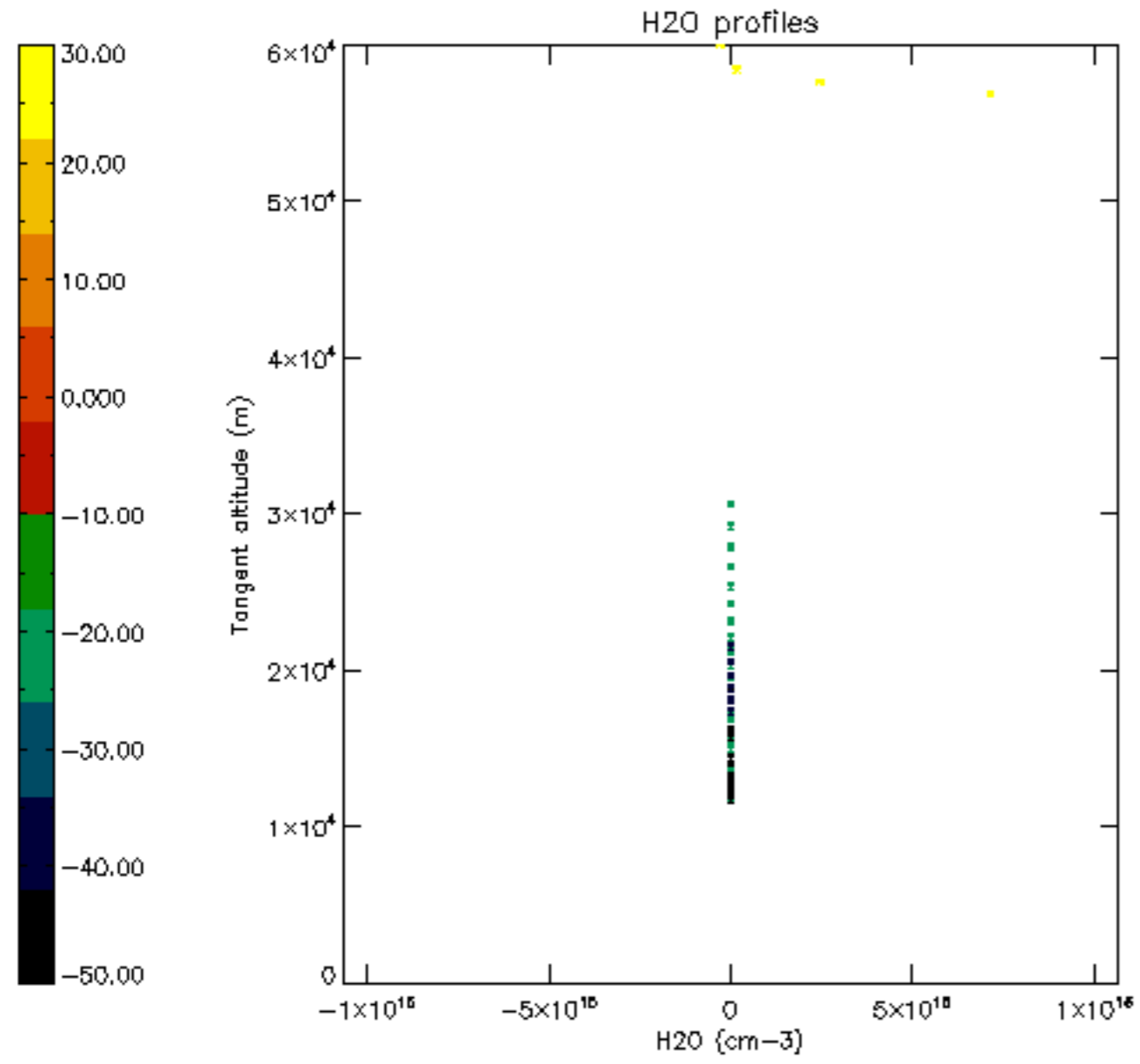


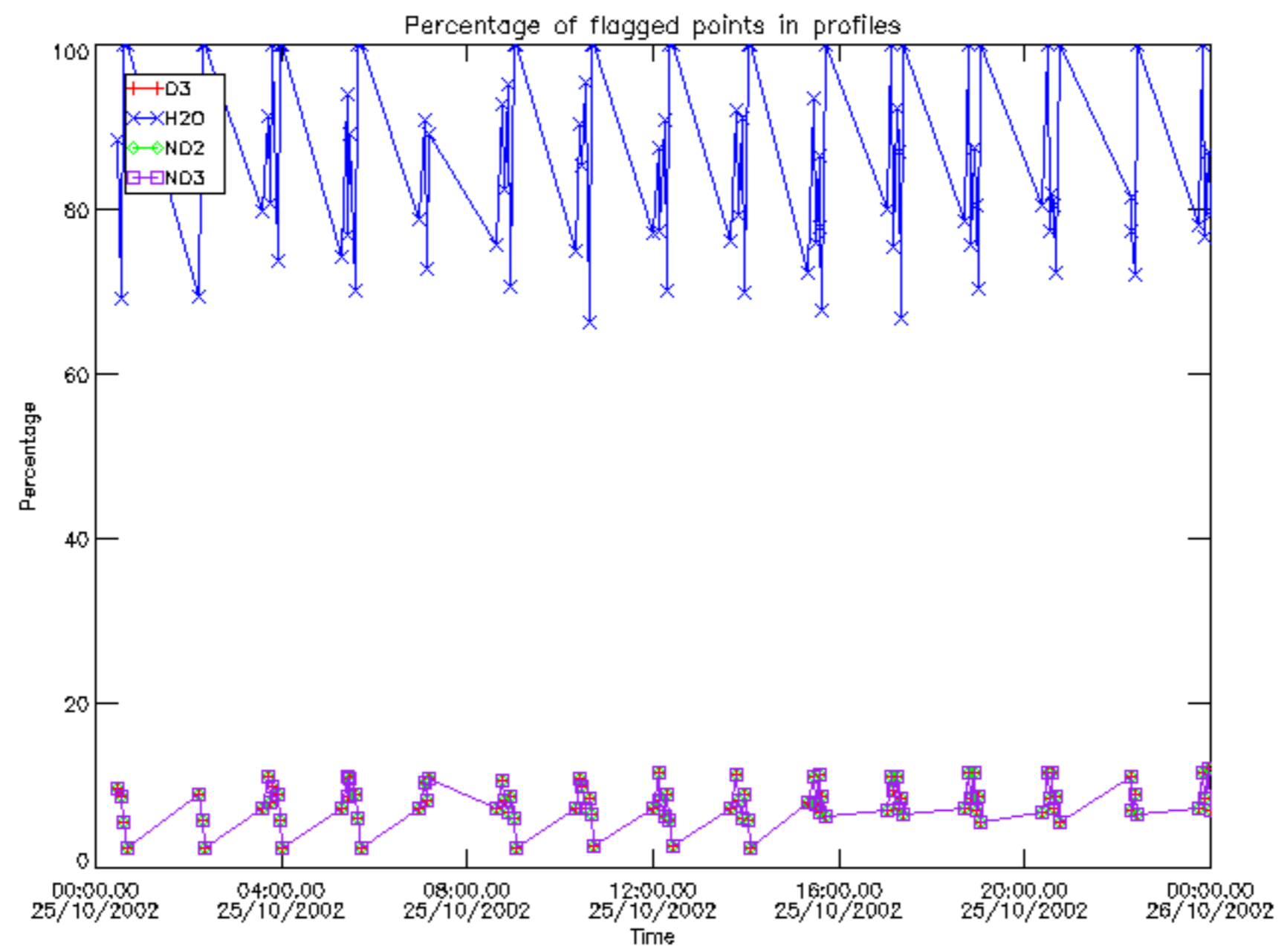




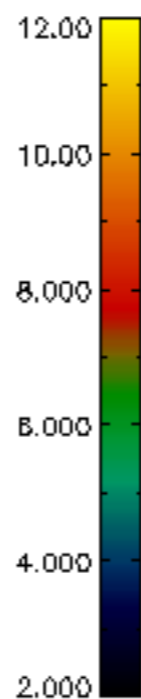
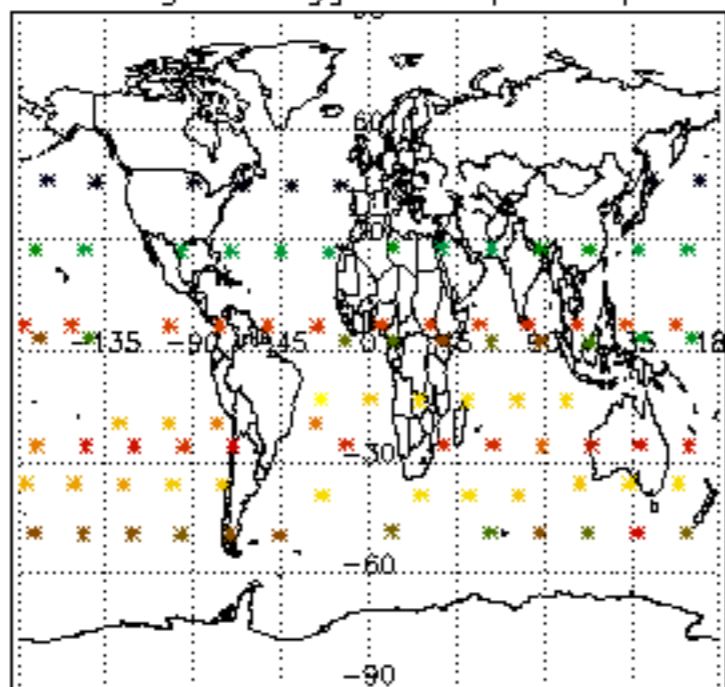




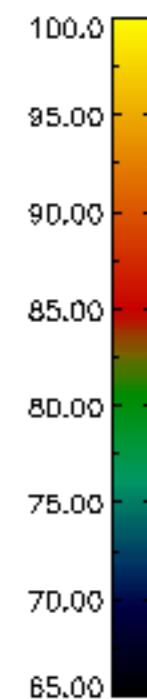
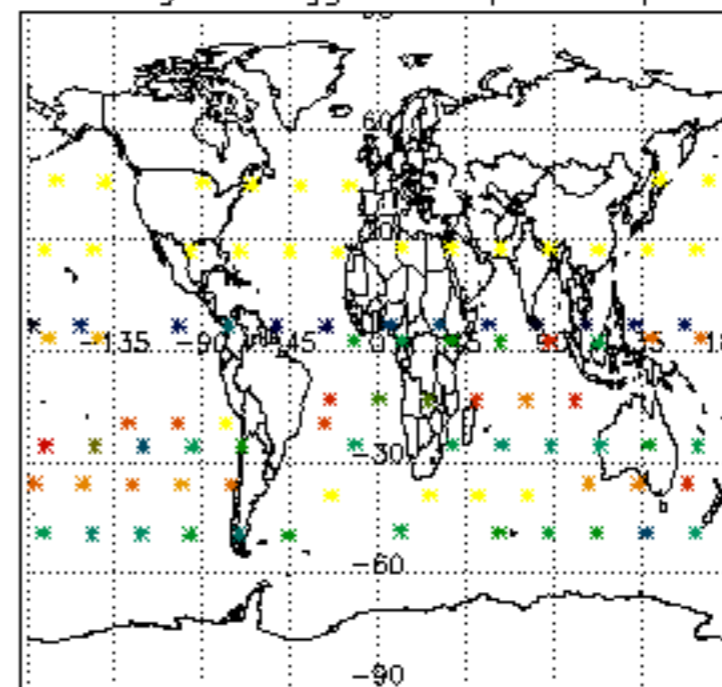




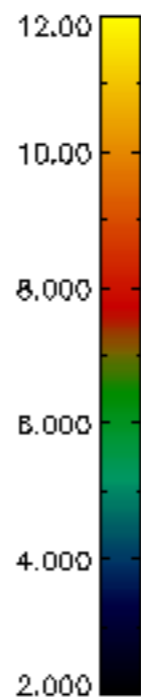
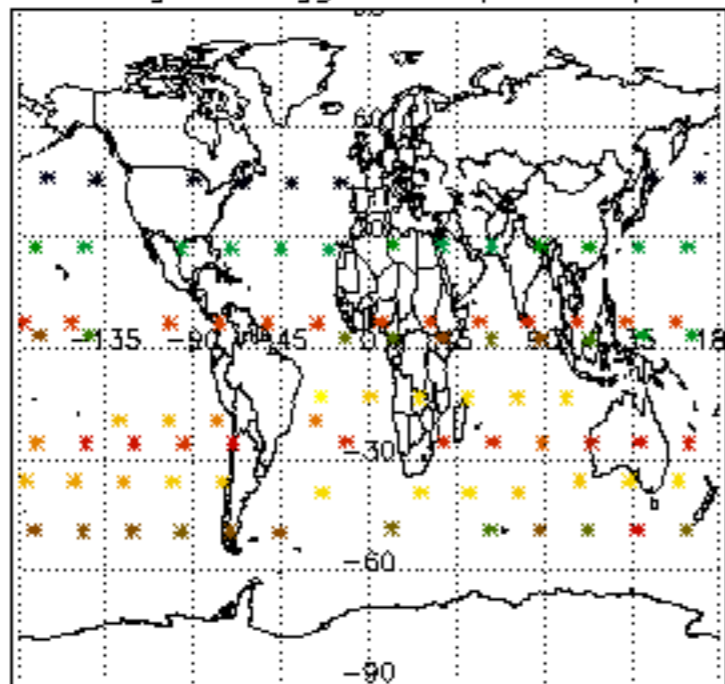
Percentage of flagged data per D3 profile



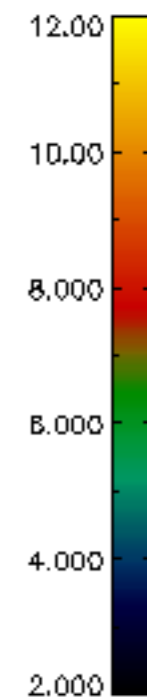
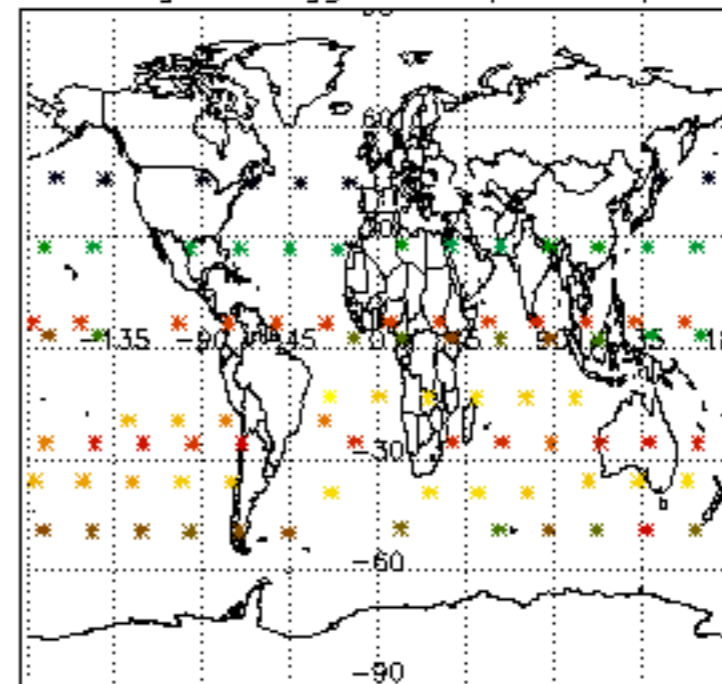
Percentage of flagged data per H2O profile

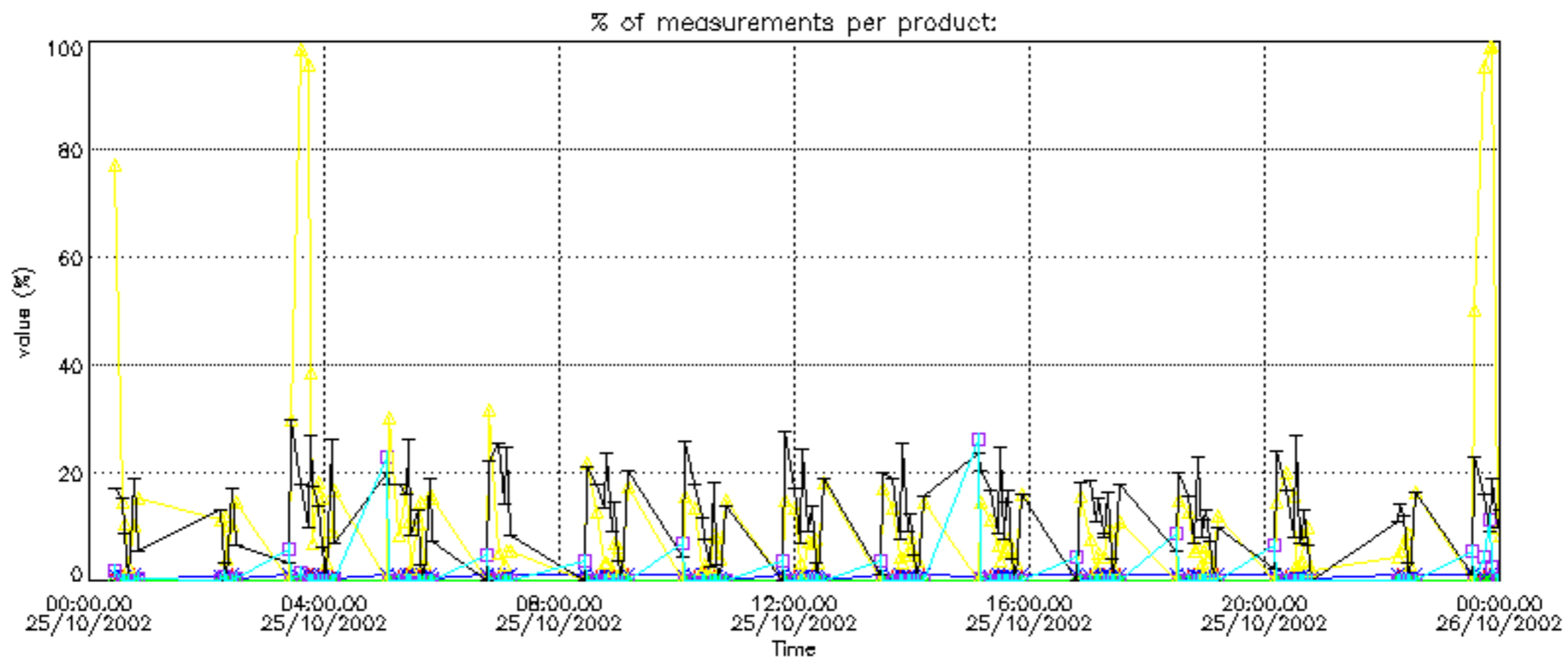


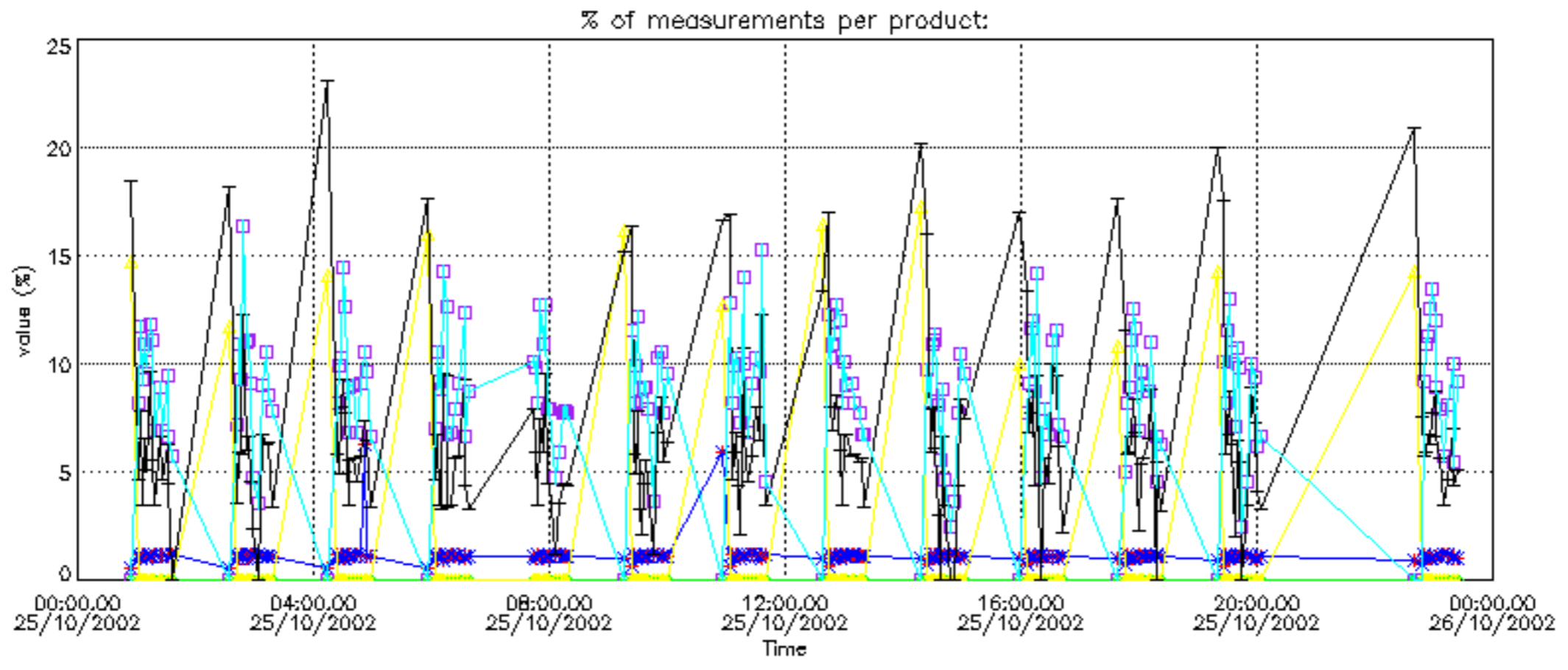
Percentage of flagged data per NO2 profile



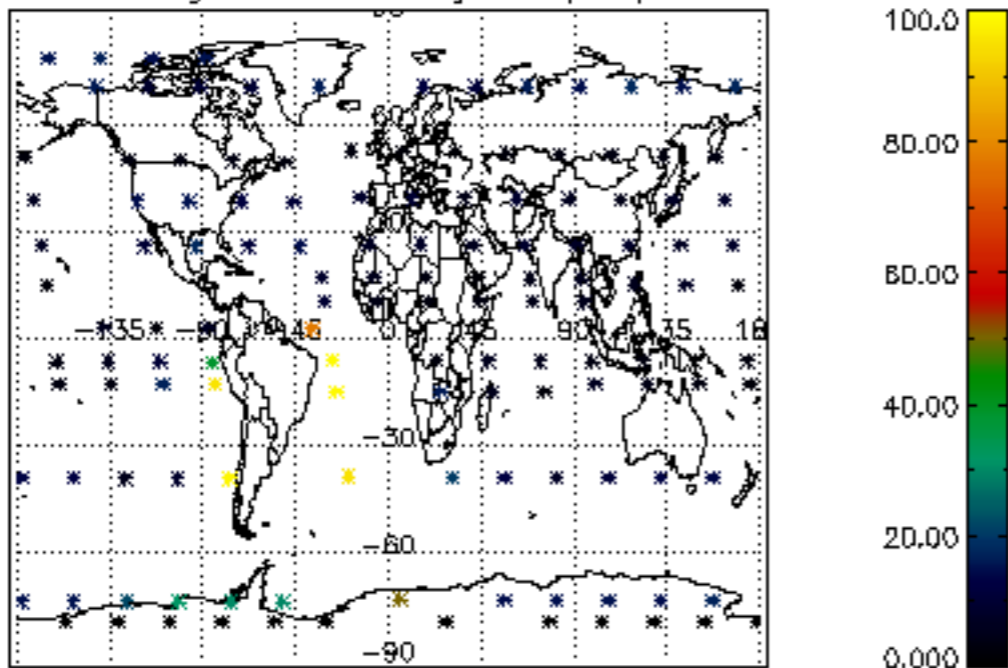
Percentage of flagged data per NO3 profile



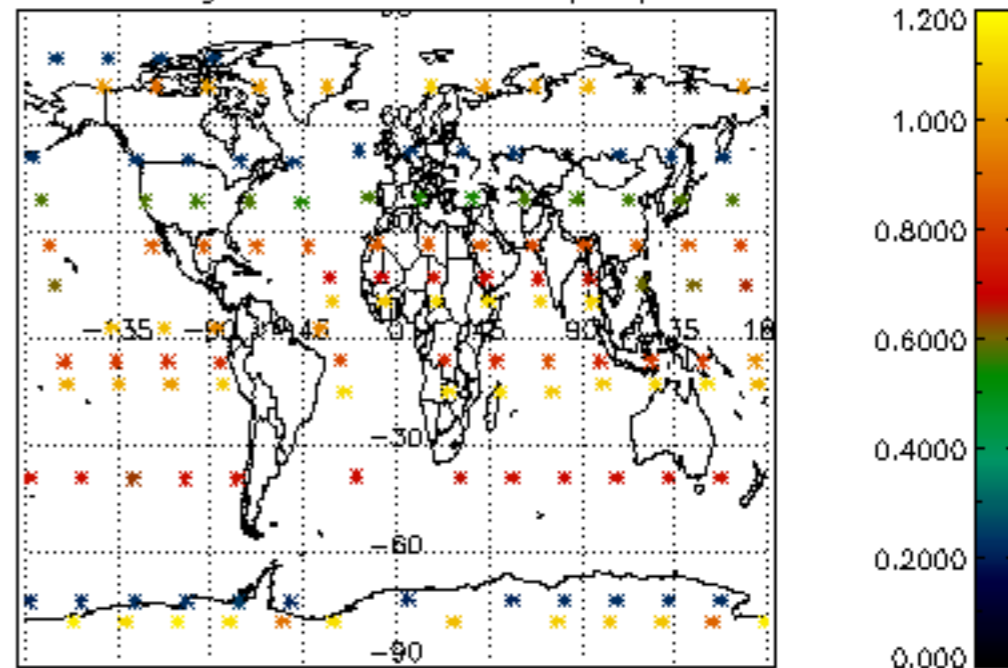




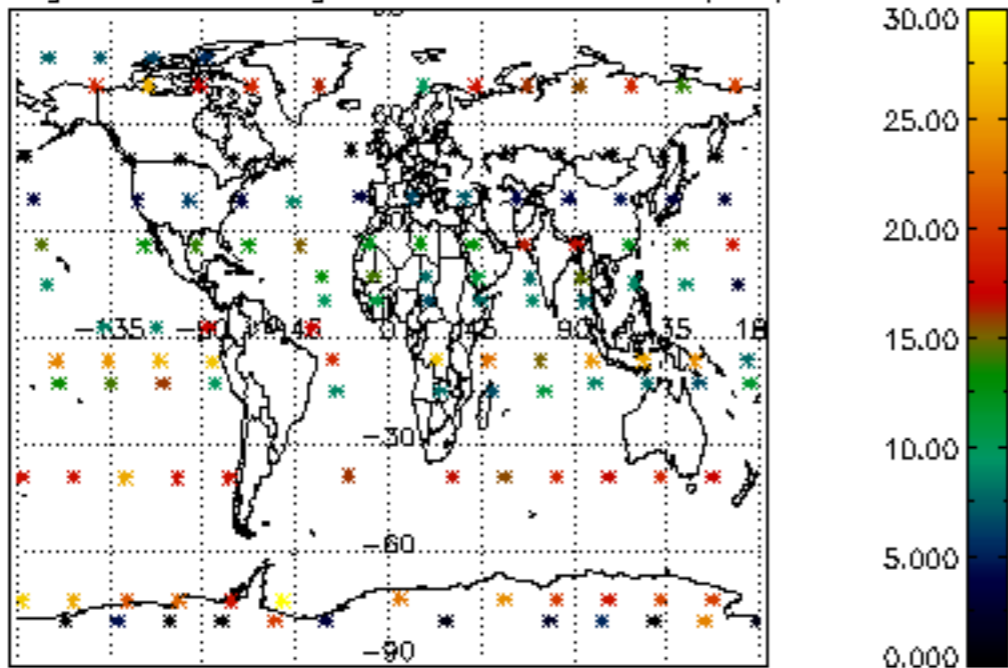
Percentage of cosmic ray hits per profile



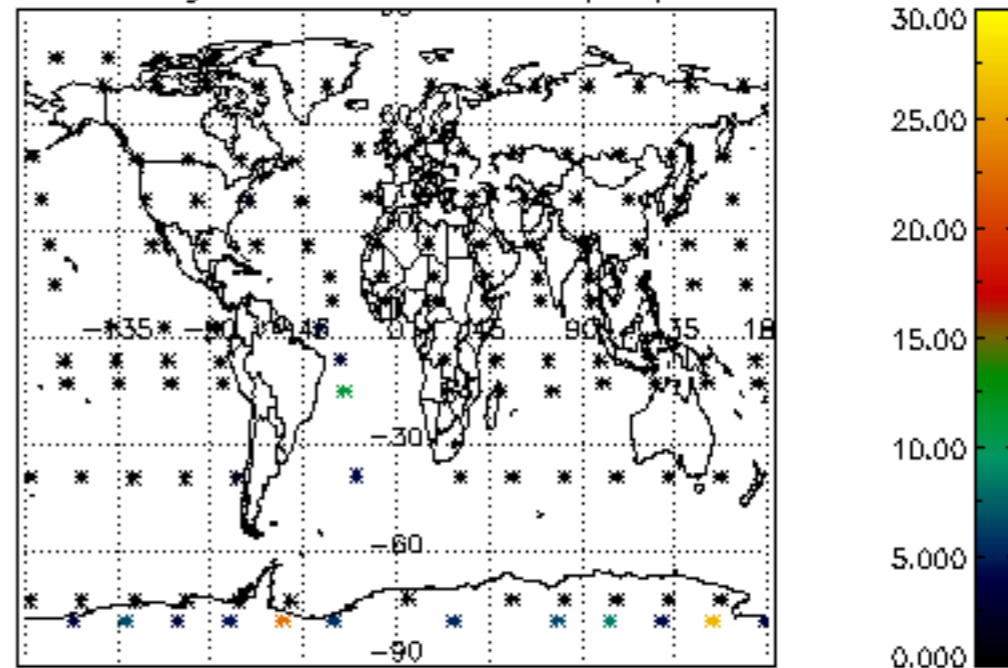
Percentage of datation errors per profile



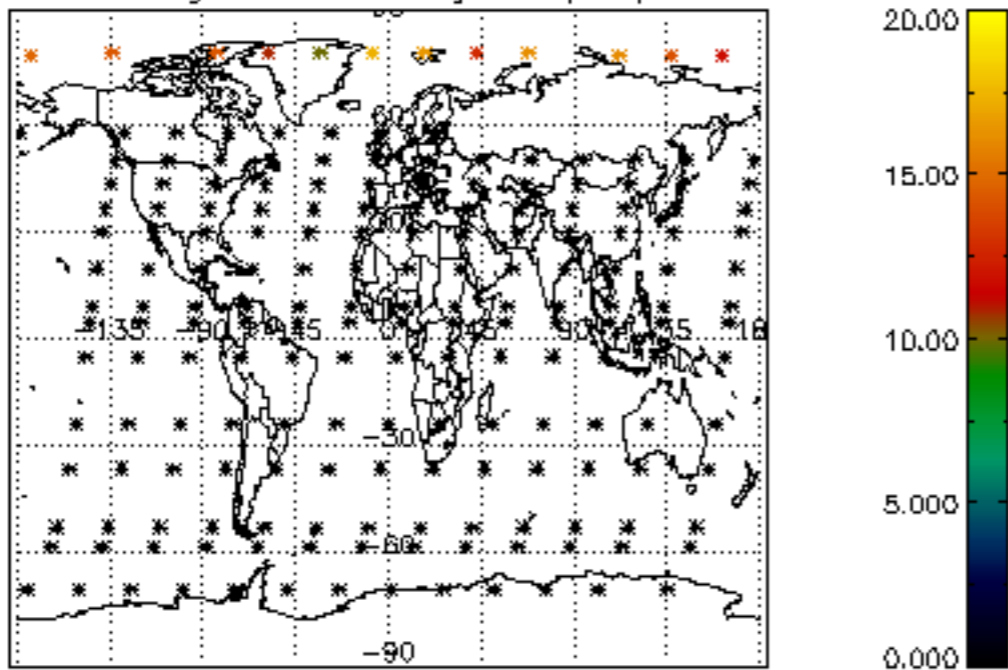
Percentage of star falling outside central band per profile



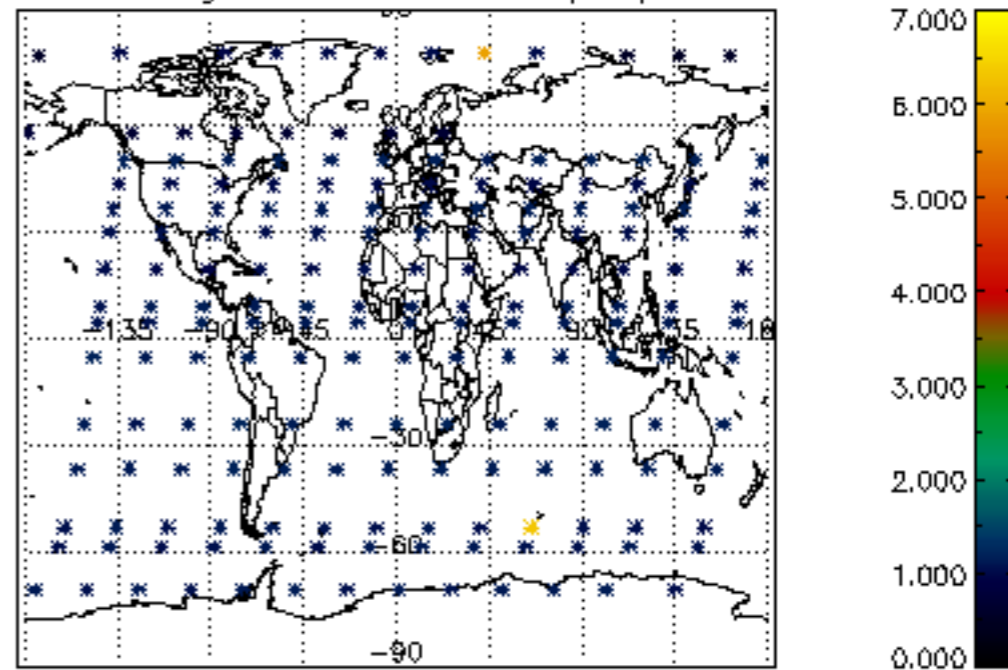
Percentage of saturation errors per profile



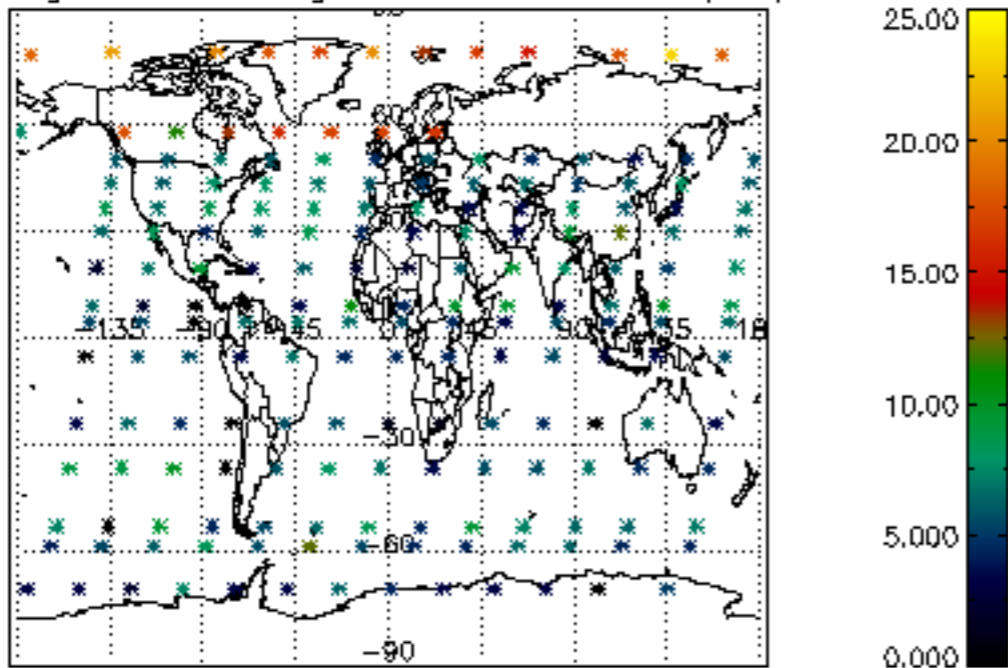
Percentage of cosmic ray hits per profile



Percentage of datation errors per profile



Percentage of star falling outside central band per profile



Percentage of saturation errors per profile

