

# GOMOS Level 2 Daily Report

## SUMMARY

### [1. General Info](#)

### [2. Summary of processed GOM\\_NL\\_2P products](#)

### [3. Level 2 Quality information per product](#)

#### [3.1 Plot of level 2 quality information per product \(time dependant\)](#)

#### [3.2 Plot of level 2 quality information per product \(world map\)](#)

### [4. Level 1 Quality information per product \(stored on level 2 products\)](#)

#### [4.1 Plot of level 1 quality information per product \(time dependant\)](#)

##### [4.1.1 Plot of level 1 quality information per product \(time dependant\): ASCENDING](#)

##### [4.1.2 Plot of level 1 quality information per product \(time dependant\): DESCENDING](#)

#### [4.2 Plot of level 1 quality information per product \(world map\)](#)

##### [4.2.1 Plot of level 1 quality information per product \(world map\): ASCENDING](#)

##### [4.2.2 Plot of level 1 quality information per product \(world map\): DESCENDING](#)

### [5. Ozone profiles based on quality statistics and other trace gas profiles](#)

#### [5.1 Ozone statistics based on quality of products](#)

#### [5.2 Plot ozone profiles for all STD \(dark without errors\)](#)

#### [5.3 Plot ozone profiles where STD < 20% \(dark without errors\)](#)

#### [5.4. Plot ozone profiles where STD < 10% \(dark without errors\)](#)

#### [5.5. Plot ozone profiles where STD < 5% \(dark without errors\)](#)

#### [5.6 Plot NO2 profiles for all STD \(dark without errors\)](#)

#### [5.7 Plot NO3 profiles for all STD \(dark without errors\)](#)

#### [5.8 Plot H2O profiles \(only for occultations of stars 1,2,3,4,13,14,16,26,63 dark without errors\) for all STD](#)

### [6. Auxiliary Data Files used for the production reported in section 2](#)

This report presents the daily analysis on parameters extracted from GOMOS level 2 data (GOM\_NL\_\_2P). It is intended to monitor some important parameters that will impact the quality of these products. A list of level 2 products (and content) that have arrived during the reporting day to the PCF is also given.

Item	Value
Time of report generation	17APR2013 19:38:06
Data source version	GOMOS/6.01
Start time of products	22-10-2002 (22OCT2002 00:00:00)
Stop time of products	23-10-2002 (23OCT2002 00:00:00)
Store outputs in DB	Yes
Nb of level 2 prods	184
Nb of prods with errors	1

## 2. Summary of processed GOM\_NL\_\_2P products.

Nr	Filename	UTC Start time	Limb	Duration	Star Id	Star Name	Star Mag	Star Temp	Nb Meas	Orbit	Prod. error
1	GOM_NL__2PRFIN20021022_000840_000000742010_00302_03362_2746.N1	22-OCT-2002 00:08:40	Dark	74.000	48	30Alp Hya	1.9770	4100.0	148	3362	No
2	GOM_NL__2PRFIN20021022_001635_000000482010_00302_03362_2747.N1	22-OCT-2002 00:16:35	Dark	48.000	113	Mu Vel	2.6920	5000.0	96	3362	No
3	GOM_NL__2PRFIN20021022_001803_000000522010_00302_03362_2748.N1	22-OCT-2002 00:18:03	Dark	52.000	65	Lam Vel	2.2040	4400.0	104	3362	No
4	GOM_NL__2PRFIN20021022_002703_000000582010_00303_03363_2724.N1	22-OCT-2002 00:27:03	Dark	58.000	2	Alp Car	-0.73600	7000.0	116	3363	No
5	GOM_NL__2PRFIN20021022_003126_000002232010_00303_03363_2725.N1	22-OCT-2002 00:31:26	Dark	223.00	1	9Alp CMa	-1.4400	11000.	446	3363	No
6	GOM_NL__2PRFIN20021022_003821_000000532010_00303_03363_2726.N1	22-OCT-2002 00:38:21	Straylight	52.500	157	The1Eri	2.9060	9300.0	105	3363	No
7	GOM_NL__2PRFIN20021022_004024_000000502010_00303_03363_2727.N1	22-OCT-2002 00:40:24	Straylight	49.500	84	Alp Phe	2.3970	4500.0	99	3363	No
8	GOM_NL__2PRFIN20021022_004657_000000482010_00303_03363_2728.N1	22-OCT-2002 00:46:57	Straylight	47.500	52	16Bet Cet	2.0370	4500.0	95	3363	No
9	GOM_NL__2PRFIN20021022_005628_000000442010_00303_03363_2729.N1	22-OCT-2002 00:56:28	Bright	43.500	140	88Gam Peg	2.8340	26000.	87	3363	No
10	GOM_NL__2PRFIN20021022_005847_000000522010_00303_03363_2730.N1	22-OCT-2002 00:58:47	Bright	52.000	105	6Bet Ari	2.6450	8900.0	104	3363	No
11	GOM_NL__2PRFIN20021022_010052_000000452010_00303_03363_2731.N1	22-OCT-2002 01:00:52	Bright	45.000	93	53Bet Peg	2.5200	3100.0	90	3363	No
12	GOM_NL__2PRFIN20021022_010229_000000462010_00303_03363_2732.N1	22-OCT-2002 01:02:29	Bright	45.500	53	43Bet And	2.0480	3300.0	91	3363	No
13	GOM_NL__2PRFIN20021022_010532_000000532010_00303_03363_2733.N1	22-OCT-2002 01:05:32	Bright	53.000	73	57Gam1And	2.2600	13100.	106	3363	No
14	GOM_NL__2PRFIN20021022_010811_000000452010_00303_03363_2734.N1	22-OCT-2002 01:08:11	Bright	44.500	68	18Alp Cas	2.2250	4500.0	89	3363	No
15	GOM_NL__2PRFIN20021022_010928_000000452010_00303_03363_2735.N1	22-OCT-2002 01:09:28	Bright	45.000	76	27Gam Cas	2.3000	30000.	90	3363	No
16	GOM_NL__2PRFIN20021022_011144_000000442010_00303_03363_2736.N1	22-OCT-2002 01:11:44	Bright	43.500	89	5Alp Cep	2.4510	8000.0	87	3363	No
17	GOM_NL__2PRFIN20021022_011722_000000432010_00303_03363_2737.N1	22-OCT-2002 01:17:22	Bright	42.500	49	1Alp UMi	1.9900	6300.0	85	3363	No
18	GOM_NL__2PRFIN20021022_012043_000000462010_00303_03363_2738.N1	22-OCT-2002 01:20:43	Bright	46.000	60	7Bet UMi	2.0810	3950.0	92	3363	No
19	GOM_NL__2PRFIN20021022_012252_000000942010_00303_03363_2739.N1	22-OCT-2002 01:22:52	Bright	94.000	42	34Bet Aur	1.9000	10200.	188	3363	No
20	GOM_NL__2PRFIN20021022_012643_000000442010_00303_03363_2740.N1	22-OCT-2002 01:26:43	Bright	44.000	32	77Eps UMa	1.7630	11000.	88	3363	No
21	GOM_NL__2PRFIN20021022_013039_000000602010_00303_03363_2741.N1	22-OCT-2002 01:30:39	Bright	60.000	174	52Psi UMa	3.0040	4400.0	120	3363	No
22	GOM_NL__2PRFIN20021022_013906_000001652010_00303_03363_2742.N1	22-OCT-2002 01:39:06	Twilight_stray	165.00	17	78Bet Gem	1.1610	4500.0	330	3363	No
23	GOM_NL__2PRFIN20021022_014917_000000662010_00303_03363_2743.N1	22-OCT-2002 01:49:17	Dark	65.500	48	30Alp Hya	1.9770	4100.0	131	3363	No
24	GOM_NL__2PRFIN20021022_015711_000000452010_00303_03363_2744.N1	22-OCT-2002 01:57:11	Dark	44.500	113	Mu Vel	2.6920	5000.0	89	3363	No
25	GOM_NL__2PRFIN20021022_015839_000000592010_00303_03363_2745.N1	22-OCT-2002 01:58:39	Dark	58.500	65	Lam Vel	2.2040	4400.0	117	3363	No
26	GOM_NL__2PRFIN20021022_020137_000000482010_00304_03364_9187.N1	22-OCT-2002 02:01:37	Dark	47.500	46	Del Vel	1.9540	10600.	95	3364	No
27	GOM_NL__2PRFIN20021022_020740_000000582010_00304_03364_9188.N1	22-OCT-2002 02:07:40	Dark	57.500	2	Alp Car	-0.73600	7000.0	115	3364	No
28	GOM_NL__2PRFIN20021022_021206_000002232010_00304_03364_9189.N1	22-OCT-2002 02:12:06	Dark	223.00	1	9Alp CMa	-1.4400	11000.	446	3364	No
29	GOM_NL__2PRFIN20021022_021858_000000522010_00304_03364_9190.N1	22-OCT-2002 02:18:58	Straylight	52.000	157	The1Eri	2.9060	9300.0	104	3364	No
30	GOM_NL__2PRFIN20021022_022100_000000502010_00304_03364_9191.N1	22-OCT-2002 02:21:00	Straylight	49.500	84	Alp Phe	2.3970	4500.0	99	3364	No
31	GOM_NL__2PRFIN20021022_022733_000000532010_00304_03364_9192.N1	22-OCT-2002 02:27:33	Straylight	52.500	52	16Bet Cet	2.0370	4500.0	105	3364	No
32	GOM_NL__2PRFIN20021022_023704_000000432010_00304_03364_9193.N1	22-OCT-2002 02:37:04	Bright	43.000	140	88Gam Peg	2.8340	26000.	86	3364	No
33	GOM_NL__2PRFIN20021022_023923_000000512010_00304_03364_9194.N1	22-OCT-2002 02:39:23	Bright	51.000	105	6Bet Ari	2.6450	8900.0	102	3364	No
34	GOM_NL__2PRFIN20021022_024128_000000452010_00304_03364_9195.N1	22-OCT-2002 02:41:28	Bright	44.500	93	53Bet Peg	2.5200	3100.0	89	3364	No
35	GOM_NL__2PRFIN20021022_024304_000000472010_00304_03364_9196.N1	22-OCT-2002 02:43:04	Bright	47.000	53	43Bet And	2.0480	3300.0	94	3364	No
36	GOM_NL__2PRFIN20021022_024608_000000512010_00304_03364_9197.N1	22-OCT-2002 02:46:08	Bright	50.500	73	57Gam1And	2.2600	13100.	101	3364	No
37	GOM_NL__2PRFIN20021022_024847_000000432010_00304_03364_9198.N1	22-OCT-2002 02:48:47	Bright	43.000	68	18Alp Cas	2.2250	4500.0	86	3364	No
38	GOM_NL__2PRFIN20021022_025004_000000442010_00304_03364_9199.N1	22-OCT-2002 02:50:04	Bright	44.000	76	27Gam Cas	2.3000	30000.	88	3364	No
39	GOM_NL__2PRFIN20021022_025221_000000432010_00304_03364_9200.N1	22-OCT-2002 02:52:21	Bright	43.000	89	5Alp Cep	2.4510	8000.0	86	3364	No
40	GOM_NL__2PRFIN20021022_025757_000000422010_00304_03364_9201.N1	22-OCT-2002 02:57:57	Bright	41.500	49	1Alp UMi	1.9900	6300.0	83	3364	No
41	GOM_NL__2PRFIN20021022_030118_000000452010_00304_03364_9202.N1	22-OCT-2002 03:01:18	Bright	44.500	60	7Bet UMi	2.0810	3950.0	89	3364	No
42	GOM_NL__2PRFIN20021022_030326_000001012010_00304_03364_9203.N1	22-OCT-2002 03:03:26	Bright	101.00	42	34Bet Aur	1.9000	10200.	202	3364	No

43	GOM_NL__2PRFIN20021022_030719_000000432010_00304_03364_9204.N1	22-OCT-2002 03:07:19	Bright	42.500	32	77Eps UMa	1.7630	11000.	85	3364	No
44	GOM_NL__2PRFIN20021022_031942_000001832010_00304_03364_2743.N1	22-OCT-2002 03:19:42	Dark	182.50	17	78Bet Gem	1.1610	4500.0	365	3364	Yes
45	GOM_NL__2PRFIN20021022_032953_000000682010_00304_03364_2744.N1	22-OCT-2002 03:29:53	Dark	68.000	48	30Alp Hya	1.9770	4100.0	136	3364	No
46	GOM_NL__2PRFIN20021022_033747_000000502010_00304_03364_2745.N1	22-OCT-2002 03:37:47	Dark	50.000	113	Mu Vel	2.6920	5000.0	100	3364	No
47	GOM_NL__2PRFIN20021022_033915_000000562010_00304_03364_2746.N1	22-OCT-2002 03:39:15	Dark	55.500	65	Lam Vel	2.2040	4400.0	111	3364	No
48	GOM_NL__2PRFIN20021022_034212_000000492010_00305_03365_2723.N1	22-OCT-2002 03:42:12	Dark	49.000	46	Del Vel	1.9540	10600.	98	3365	No
49	GOM_NL__2PRFIN20021022_034817_000000582010_00305_03365_2724.N1	22-OCT-2002 03:48:17	Dark	58.000	2	Alp Car	-0.73600	7000.0	116	3365	No
50	GOM_NL__2PRFIN20021022_035246_000002232010_00305_03365_2725.N1	22-OCT-2002 03:52:46	Dark	223.00	1	9Alp CMa	-1.4400	11000.	446	3365	No
51	GOM_NL__2PRFIN20021022_035933_000000542010_00305_03365_2726.N1	22-OCT-2002 03:59:33	Straylight	54.000	157	The1Eri	2.9060	9300.0	108	3365	No
52	GOM_NL__2PRFIN20021022_040137_000000512010_00305_03365_2727.N1	22-OCT-2002 04:01:37	Straylight	50.500	84	Alp Phe	2.3970	4500.0	101	3365	No
53	GOM_NL__2PRFIN20021022_040350_000002162010_00305_03365_2728.N1	22-OCT-2002 04:03:50	Twi_and_stray	216.00	101	11Alp Lep	2.5820	7000.0	432	3365	No
54	GOM_NL__2PRFIN20021022_040843_000001052010_00305_03365_2729.N1	22-OCT-2002 04:08:43	Twi_and_stray	105.00	165	34Gam Eri	2.9500	3200.0	210	3365	No
55	GOM_NL__2PRFIN20021022_041740_000000432010_00305_03365_2730.N1	22-OCT-2002 04:17:40	Bright	43.000	140	88Gam Peg	2.8340	26000.	86	3365	No
56	GOM_NL__2PRFIN20021022_041955_000000552010_00305_03365_2731.N1	22-OCT-2002 04:19:55	Bright	54.500	105	6Bet Ari	2.6450	8900.0	109	3365	No
57	GOM_NL__2PRFIN20021022_042204_000000472010_00305_03365_2732.N1	22-OCT-2002 04:22:04	Bright	46.500	93	53Bet Peg	2.5200	3100.0	93	3365	No
58	GOM_NL__2PRFIN20021022_042339_000000492010_00305_03365_2733.N1	22-OCT-2002 04:23:39	Bright	48.500	53	43Bet And	2.0480	3300.0	97	3365	No
59	GOM_NL__2PRFIN20021022_042643_000000522010_00305_03365_2734.N1	22-OCT-2002 04:26:43	Bright	51.500	73	57Gam1And	2.2600	13100.	103	3365	No
60	GOM_NL__2PRFIN20021022_042922_000000472010_00305_03365_2735.N1	22-OCT-2002 04:29:22	Bright	46.500	68	18Alp Cas	2.2250	4500.0	93	3365	No
61	GOM_NL__2PRFIN20021022_043039_000000462010_00305_03365_2736.N1	22-OCT-2002 04:30:39	Bright	46.000	76	27Gam Cas	2.3000	30000.	92	3365	No
62	GOM_NL__2PRFIN20021022_043257_000000442010_00305_03365_2737.N1	22-OCT-2002 04:32:57	Bright	43.500	89	5Alp Cep	2.4510	8000.0	87	3365	No
63	GOM_NL__2PRFIN20021022_043833_000000452010_00305_03365_2738.N1	22-OCT-2002 04:38:33	Bright	45.000	49	1Alp UMi	1.9900	6300.0	90	3365	No
64	GOM_NL__2PRFIN20021022_044155_000000442010_00305_03365_2739.N1	22-OCT-2002 04:41:55	Bright	44.000	60	7Bet UMi	2.0810	3950.0	88	3365	No
65	GOM_NL__2PRFIN20021022_044401_000000972010_00305_03365_2740.N1	22-OCT-2002 04:44:01	Bright	96.500	42	34Bet Aur	1.9000	10200.	193	3365	No
66	GOM_NL__2PRFIN20021022_044755_000000452010_00305_03365_2741.N1	22-OCT-2002 04:47:55	Bright	44.500	32	77Eps UMa	1.7630	11000.	89	3365	No
67	GOM_NL__2PRFIN20021022_045152_000000442010_00305_03365_2742.N1	22-OCT-2002 04:51:52	Bright	44.000	174	52Psi UMa	3.0040	4400.0	88	3365	No
68	GOM_NL__2PRFIN20021022_050019_000001642010_00305_03365_2743.N1	22-OCT-2002 05:00:19	Twi_and_stray	164.00	17	78Bet Gem	1.1610	4500.0	328	3365	No
69	GOM_NL__2PRFIN20021022_051031_000000652010_00305_03365_2744.N1	22-OCT-2002 05:10:31	Dark	65.000	48	30Alp Hya	1.9770	4100.0	130	3365	No
70	GOM_NL__2PRFIN20021022_051824_000000472010_00305_03365_2745.N1	22-OCT-2002 05:18:24	Dark	47.000	113	Mu Vel	2.6920	5000.0	94	3365	No
71	GOM_NL__2PRFIN20021022_051953_000000552010_00305_03365_2746.N1	22-OCT-2002 05:19:53	Dark	54.500	65	Lam Vel	2.2040	4400.0	109	3365	No
72	GOM_NL__2PRFIN20021022_052251_000000492010_00306_03366_2724.N1	22-OCT-2002 05:22:51	Dark	48.500	46	Del Vel	1.9540	10600.	97	3366	No
73	GOM_NL__2PRFIN20021022_052854_000000612010_00306_03366_2725.N1	22-OCT-2002 05:28:54	Dark	60.500	2	Alp Car	-0.73600	7000.0	121	3366	No
74	GOM_NL__2PRFIN20021022_053326_000002232010_00306_03366_2726.N1	22-OCT-2002 05:33:26	Dark	223.00	1	9Alp CMa	-1.4400	11000.	446	3366	No
75	GOM_NL__2PRFIN20021022_054007_000000582010_00306_03366_2727.N1	22-OCT-2002 05:40:07	Straylight	58.000	157	The1Eri	2.9060	9300.0	116	3366	No
76	GOM_NL__2PRFIN20021022_054213_000000492010_00306_03366_2728.N1	22-OCT-2002 05:42:13	Straylight	49.000	84	Alp Phe	2.3970	4500.0	98	3366	No
77	GOM_NL__2PRFIN20021022_054427_000002162010_00306_03366_2729.N1	22-OCT-2002 05:44:27	Twi_and_stray	216.00	101	11Alp Lep	2.5820	7000.0	432	3366	No
78	GOM_NL__2PRFIN20021022_054919_000001052010_00306_03366_2730.N1	22-OCT-2002 05:49:19	Twi_and_stray	105.00	165	34Gam Eri	2.9500	3200.0	210	3366	No
79	GOM_NL__2PRFIN20021022_055816_000000432010_00306_03366_2731.N1	22-OCT-2002 05:58:16	Bright	42.500	140	88Gam Peg	2.8340	26000.	85	3366	No
80	GOM_NL__2PRFIN20021022_060033_000000532010_00306_03366_2732.N1	22-OCT-2002 06:00:33	Bright	52.500	105	6Bet Ari	2.6450	8900.0	105	3366	No
81	GOM_NL__2PRFIN20021022_060240_000000452010_00306_03366_2733.N1	22-OCT-2002 06:02:40	Bright	44.500	93	53Bet Peg	2.5200	3100.0	89	3366	No
82	GOM_NL__2PRFIN20021022_060415_000000462010_00306_03366_2734.N1	22-OCT-2002 06:04:15	Bright	45.500	53	43Bet And	2.0480	3300.0	91	3366	No
83	GOM_NL__2PRFIN20021022_060718_000000522010_00306_03366_2735.N1	22-OCT-2002 06:07:18	Bright	51.500	73	57Gam1And	2.2600	13100.	103	3366	No
84	GOM_NL__2PRFIN20021022_060958_000000472010_00306_03366_2736.N1	22-OCT-2002 06:09:58	Bright	47.000	68	18Alp Cas	2.2250	4500.0	94	3366	No
85	GOM_NL__2PRFIN20021022_061115_000000462010_00306_03366_2737.N1	22-OCT-2002 06:11:15	Bright	45.500	76	27Gam Cas	2.3000	30000.	91	3366	No
86	GOM_NL__2PRFIN20021022_061334_000000442010_00306_03366_2738.N1	22-OCT-2002 06:13:34	Bright	43.500	89	5Alp Cep	2.4510	8000.0	87	3366	No
87	GOM_NL__2PRFIN20021022_061909_000000452010_00306_03366_2739.N1	22-OCT-2002 06:19:09	Bright	45.000	49	1Alp UMi	1.9900	6300.0	90	3366	No
88	GOM_NL__2PRFIN20021022_062231_000000452010_00306_03366_2740.N1	22-OCT-2002 06:22:31	Bright	44.500	60	7Bet UMi	2.0810	3950.0	89	3366	No
89	GOM_NL__2PRFIN20021022_062435_000001342010_00306_03366_2741.N1	22-OCT-2002 06:24:35	Bright	133.50	42	34Bet Aur	1.9000	10200.	267	3366	No
90	GOM_NL__2PRFIN20021022_062831_000000582010_00306_03366_2742.N1	22-OCT-2002 06:28:31	Bright	58.000	32	77Eps UMa	1.7630	11000.	116	3366	No
91	GOM_NL__2PRFIN20021022_063227_000000452010_00306_03366_2743.N1	22-OCT-2002 06:32:27	Bright	44.500	174	52Psi UMa	3.0040	4400.0	89	3366	No
92	GOM_NL__2PRFIN20021022_064056_000001622010_00306_03366_2744.N1	22-OCT-2002 06:40:56	Twi_and_stray	161.50	17	78Bet Gem	1.1610	4500.0	323	3366	No
93	GOM_NL__2PRFIN20021022_065107_000000672010_00306_03366_2745.N1	22-OCT-2002 06:51:07	Dark	66.500	48	30Alp Hya	1.9770	4100.0	133	3366	No
94	GOM_NL__2PRFIN20021022_065900_000000482010_00306_03366_2746.N1	22-OCT-2002 06:59:00	Dark	47.500	113	Mu Vel	2.6920	5000.0	95	3366	No
95	GOM_NL__2PRFIN20021022_070029_000000612010_00306_03366_2747.N1	22-OCT-2002 07:00:29	Dark	60.500	65	Lam Vel	2.2040	4400.0	121	3366	No
96	GOM_NL__2PRFIN20021022_070327_000000492010_00307_03367_2816.N1	22-OCT-2002 07:03:27	Dark	49.000	46	Del Vel	1.9540	10600.	98	3367	No
97	GOM_NL__2PRFIN20021022_070930_000000702010_00307_03367_2817.N1	22-OCT-2002 07:09:30	Dark	70.000	2	Alp Car	-0.73600	7000.0	140	3367	No
98	GOM_NL__2PRFIN20021022_071406_000002232010_00307_03367_2818.N1	22-OCT-2002 07:14:06	Dark	223.00	1	9Alp CMa	-1.4400	11000.	446	3367	No
99	GOM_NL__2PRFIN20021022_072045_000000532010_00307_03367_2819.N1	22-OCT-2002 07:20:45	Straylight	53.000	157	The1Eri	2.9060	9300.0	106	3367	No
100	GOM_NL__2PRFIN20021022_072249_000000482010_00307_03367_2820.N1	22-OCT-2002 07:22:49	Straylight	47.500	84	Alp Phe	2.3970	4500.0	95	3367	No
101	GOM_NL__2PRFIN20021022_072504_000002162010_00307_03367_2821.N1	22-OCT-2002 07:25:04	Twi_and_stray	216.00	101	11Alp Lep	2.5820	7000.0	432	3367	No

102	GOM_NL__2PRFIN20021022_072955_000001012010_00307_03367_2822.N1	22-OCT-2002 07:29:55	Twilight	101.00	165	34Gam Eri	2.9500	3200.0	202	3367	No
103	GOM_NL__2PRFIN20021022_073852_000000442010_00307_03367_2823.N1	22-OCT-2002 07:38:52	Bright	44.000	140	88Gam Peg	2.8340	26000.	88	3367	No
104	GOM_NL__2PRFIN20021022_074106_000000552010_00307_03367_2824.N1	22-OCT-2002 07:41:06	Bright	54.500	105	6Bet Ari	2.6450	8900.0	109	3367	No
105	GOM_NL__2PRFIN20021022_074317_000000442010_00307_03367_2825.N1	22-OCT-2002 07:43:17	Bright	43.500	93	53Bet Peg	2.5200	3100.0	87	3367	No
106	GOM_NL__2PRFIN20021022_074451_000000462010_00307_03367_2826.N1	22-OCT-2002 07:44:51	Bright	46.000	53	43Bet And	2.0480	3300.0	92	3367	No
107	GOM_NL__2PRFIN20021022_074753_000000552010_00307_03367_2827.N1	22-OCT-2002 07:47:53	Bright	55.000	73	57Gam1And	2.2600	13100.	110	3367	No
108	GOM_NL__2PRFIN20021022_075034_000000482010_00307_03367_2828.N1	22-OCT-2002 07:50:34	Bright	47.500	68	18Alp Cas	2.2250	4500.0	95	3367	No
109	GOM_NL__2PRFIN20021022_075151_000000462010_00307_03367_2829.N1	22-OCT-2002 07:51:51	Bright	46.000	76	27Gam Cas	2.3000	30000.	92	3367	No
110	GOM_NL__2PRFIN20021022_075410_000000452010_00307_03367_2830.N1	22-OCT-2002 07:54:10	Bright	44.500	89	5Alp Cep	2.4510	8000.0	89	3367	No
111	GOM_NL__2PRFIN20021022_075945_000000462010_00307_03367_2831.N1	22-OCT-2002 07:59:45	Bright	45.500	49	1Alp UMi	1.9900	6300.0	91	3367	No
112	GOM_NL__2PRFIN20021022_080307_000000442010_00307_03367_2832.N1	22-OCT-2002 08:03:07	Bright	43.500	60	7Bet UMi	2.0810	3950.0	87	3367	No
113	GOM_NL__2PRFIN20021022_080510_000000962010_00307_03367_2833.N1	22-OCT-2002 08:05:10	Bright	95.500	42	34Bet Aur	1.9000	10200.	191	3367	No
114	GOM_NL__2PRFIN20021022_080907_000000432010_00307_03367_2834.N1	22-OCT-2002 08:09:07	Bright	43.000	32	77Eps UMa	1.7630	11000.	86	3367	No
115	GOM_NL__2PRFIN20021022_081304_000000462010_00307_03367_2835.N1	22-OCT-2002 08:13:04	Bright	45.500	174	52Psi UMa	3.0040	4400.0	91	3367	No
116	GOM_NL__2PRFIN20021022_082133_000001672010_00307_03367_2836.N1	22-OCT-2002 08:21:33	Twilight	167.00	17	78Bet Gem	1.1610	4500.0	334	3367	No
117	GOM_NL__2PRFIN20021022_083144_000000682010_00307_03367_2837.N1	22-OCT-2002 08:31:44	Dark	68.000	48	30Alp Hya	1.9770	4100.0	136	3367	No
118	GOM_NL__2PRFIN20021022_083936_000000502010_00307_03367_2838.N1	22-OCT-2002 08:39:36	Dark	50.000	113	Mu Vel	2.6920	5000.0	100	3367	No
119	GOM_NL__2PRFIN20021022_084106_000000572010_00307_03367_2839.N1	22-OCT-2002 08:41:06	Dark	56.500	65	Lam Vel	2.2040	4400.0	113	3367	No
120	GOM_NL__2PRFIN20021022_084403_000000492010_00308_03368_2723.N1	22-OCT-2002 08:44:03	Dark	49.000	46	Del Vel	1.9540	10600.	98	3368	No
121	GOM_NL__2PRFIN20021022_085006_000000592010_00308_03368_2724.N1	22-OCT-2002 08:50:06	Dark	59.000	2	Alp Car	-0.73600	7000.0	118	3368	No
122	GOM_NL__2PRFIN20021022_085445_000002232010_00308_03368_2725.N1	22-OCT-2002 08:54:45	Dark	223.00	1	9Alp CMa	-1.4400	11000.	446	3368	No
123	GOM_NL__2PRFIN20021022_090122_000000562010_00308_03368_2726.N1	22-OCT-2002 09:01:22	Straylight	56.000	157	The1Eri	2.9060	9300.0	112	3368	No
124	GOM_NL__2PRFIN20021022_090325_000000502010_00308_03368_2727.N1	22-OCT-2002 09:03:25	Straylight	50.000	84	Alp Phe	2.3970	4500.0	100	3368	No
125	GOM_NL__2PRFIN20021022_090541_000002162010_00308_03368_2728.N1	22-OCT-2002 09:05:41	Twilight	216.00	101	11Alp Lep	2.5820	7000.0	432	3368	No
126	GOM_NL__2PRFIN20021022_091031_000000992010_00308_03368_2729.N1	22-OCT-2002 09:10:31	Twilight	98.500	165	34Gam Eri	2.9500	3200.0	197	3368	No
127	GOM_NL__2PRFIN20021022_091928_000000442010_00308_03368_2730.N1	22-OCT-2002 09:19:28	Bright	43.500	140	88Gam Peg	2.8340	26000.	87	3368	No
128	GOM_NL__2PRFIN20021022_092144_000000532010_00308_03368_2731.N1	22-OCT-2002 09:21:44	Bright	53.000	105	6Bet Ari	2.6450	8900.0	106	3368	No
129	GOM_NL__2PRFIN20021022_092353_000000452010_00308_03368_2732.N1	22-OCT-2002 09:23:53	Bright	44.500	93	53Bet Peg	2.5200	3100.0	89	3368	No
130	GOM_NL__2PRFIN20021022_092527_000000472010_00308_03368_2733.N1	22-OCT-2002 09:25:27	Bright	47.000	53	43Bet And	2.0480	3300.0	94	3368	No
131	GOM_NL__2PRFIN20021022_092829_000000532010_00308_03368_2734.N1	22-OCT-2002 09:28:29	Bright	52.500	73	57Gam1And	2.2600	13100.	105	3368	No
132	GOM_NL__2PRFIN20021022_093110_000000452010_00308_03368_2735.N1	22-OCT-2002 09:31:10	Bright	45.000	68	18Alp Cas	2.2250	4500.0	90	3368	No
133	GOM_NL__2PRFIN20021022_093227_000000472010_00308_03368_2736.N1	22-OCT-2002 09:32:27	Bright	47.000	76	27Gam Cas	2.3000	30000.	94	3368	No
134	GOM_NL__2PRFIN20021022_093446_000000452010_00308_03368_2737.N1	22-OCT-2002 09:34:46	Bright	44.500	89	5Alp Cep	2.4510	8000.0	89	3368	No
135	GOM_NL__2PRFIN20021022_094021_000000422010_00308_03368_2738.N1	22-OCT-2002 09:40:21	Bright	41.500	49	1Alp UMi	1.9900	6300.0	83	3368	No
136	GOM_NL__2PRFIN20021022_094343_000000452010_00308_03368_2739.N1	22-OCT-2002 09:43:43	Bright	44.500	60	7Bet UMi	2.0810	3950.0	89	3368	No
137	GOM_NL__2PRFIN20021022_094544_000000952010_00308_03368_2740.N1	22-OCT-2002 09:45:44	Bright	94.500	42	34Bet Aur	1.9000	10200.	189	3368	No
138	GOM_NL__2PRFIN20021022_094943_000000442010_00308_03368_2741.N1	22-OCT-2002 09:49:43	Bright	43.500	32	77Eps UMa	1.7630	11000.	87	3368	No
139	GOM_NL__2PRFIN20021022_095340_000000442010_00308_03368_2742.N1	22-OCT-2002 09:53:40	Bright	44.000	174	52Psi UMa	3.0040	4400.0	88	3368	No
140	GOM_NL__2PRFIN20021022_100210_000001692010_00308_03368_2743.N1	22-OCT-2002 10:02:10	Twilight	169.00	17	78Bet Gem	1.1610	4500.0	338	3368	No
141	GOM_NL__2PRFIN20021022_101221_000000712010_00308_03368_2744.N1	22-OCT-2002 10:12:21	Dark	71.000	48	30Alp Hya	1.9770	4100.0	142	3368	No
142	GOM_NL__2PRFIN20021022_102012_000000452010_00308_03368_2745.N1	22-OCT-2002 10:20:12	Dark	44.500	113	Mu Vel	2.6920	5000.0	89	3368	No
143	GOM_NL__2PRFIN20021022_102143_000000562010_00308_03368_2746.N1	22-OCT-2002 10:21:43	Dark	56.000	65	Lam Vel	2.2040	4400.0	112	3368	No
144	GOM_NL__2PRFIN20021022_102439_000000502010_00309_03369_9186.N1	22-OCT-2002 10:24:39	Dark	49.500	46	Del Vel	1.9540	10600.	99	3369	No
145	GOM_NL__2PRFIN20021022_103044_000000572010_00309_03369_9187.N1	22-OCT-2002 10:30:44	Dark	56.500	2	Alp Car	-0.73600	7000.0	113	3369	No
146	GOM_NL__2PRFIN20021022_103526_000002232010_00309_03369_9188.N1	22-OCT-2002 10:35:26	Dark	223.00	1	9Alp CMa	-1.4400	11000.	446	3369	No
147	GOM_NL__2PRFIN20021022_104159_000000542010_00309_03369_9189.N1	22-OCT-2002 10:41:59	Straylight	53.500	157	The1Eri	2.9060	9300.0	107	3369	No
148	GOM_NL__2PRFIN20021022_104401_000000452010_00309_03369_9190.N1	22-OCT-2002 10:44:01	Straylight	45.000	84	Alp Phe	2.3970	4500.0	90	3369	No
149	GOM_NL__2PRFIN20021022_104618_000002162010_00309_03369_9191.N1	22-OCT-2002 10:46:18	Twilight	216.00	101	11Alp Lep	2.5820	7000.0	432	3369	No
150	GOM_NL__2PRFIN20021022_105107_000001022010_00309_03369_9192.N1	22-OCT-2002 10:51:07	Twilight	101.50	165	34Gam Eri	2.9500	3200.0	203	3369	No
151	GOM_NL__2PRFIN20021022_120516_000000502010_00310_03370_9206.N1	22-OCT-2002 12:05:16	Dark	50.000	46	Del Vel	1.9540	10600.	100	3370	No
152	GOM_NL__2PRFIN20021022_120736_000000762010_00310_03370_9207.N1	22-OCT-2002 12:07:36	Dark	75.500	88	31Eta CMa	2.4480	20000.	151	3370	No
153	GOM_NL__2PRFIN20021022_121121_000000572010_00310_03370_9208.N1	22-OCT-2002 12:11:21	Dark	57.000	2	Alp Car	-0.73600	7000.0	114	3370	No
154	GOM_NL__2PRFIN20021022_121605_000002232010_00310_03370_9209.N1	22-OCT-2002 12:16:05	Dark	223.00	1	9Alp CMa	-1.4400	11000.	446	3370	No
155	GOM_NL__2PRFIN20021022_122236_000000532010_00310_03370_9210.N1	22-OCT-2002 12:22:36	Straylight	53.000	157	The1Eri	2.9060	9300.0	106	3370	No
156	GOM_NL__2PRFIN20021022_122437_000000522010_00310_03370_9211.N1	22-OCT-2002 12:24:37	Straylight	52.000	84	Alp Phe	2.3970	4500.0	104	3370	No
157	GOM_NL__2PRFIN20021022_123110_000000532010_00310_03370_9212.N1	22-OCT-2002 12:31:10	Straylight	53.000	52	16Bet Cet	2.0370	4500.0	106	3370	No
158	GOM_NL__2PRFIN20021022_134814_000000752010_00311_03371_9206.N1	22-OCT-2002 13:48:14	Dark	74.500	88	31Eta CMa	2.4480	20000.	149	3371	No
159	GOM_NL__2PRFIN20021022_135158_000000702010_00311_03371_9207.N1	22-OCT-2002 13:51:58	Dark	70.000	2	Alp Car	-0.73600	7000.0	140	3371	No
160	GOM_NL__2PRFIN20021022_135645_000002232010_00311_03371_9208.N1	22-OCT-2002 13:56:45	Dark	223.00	1	9Alp CMa	-1.4400	11000.	446	3371	No

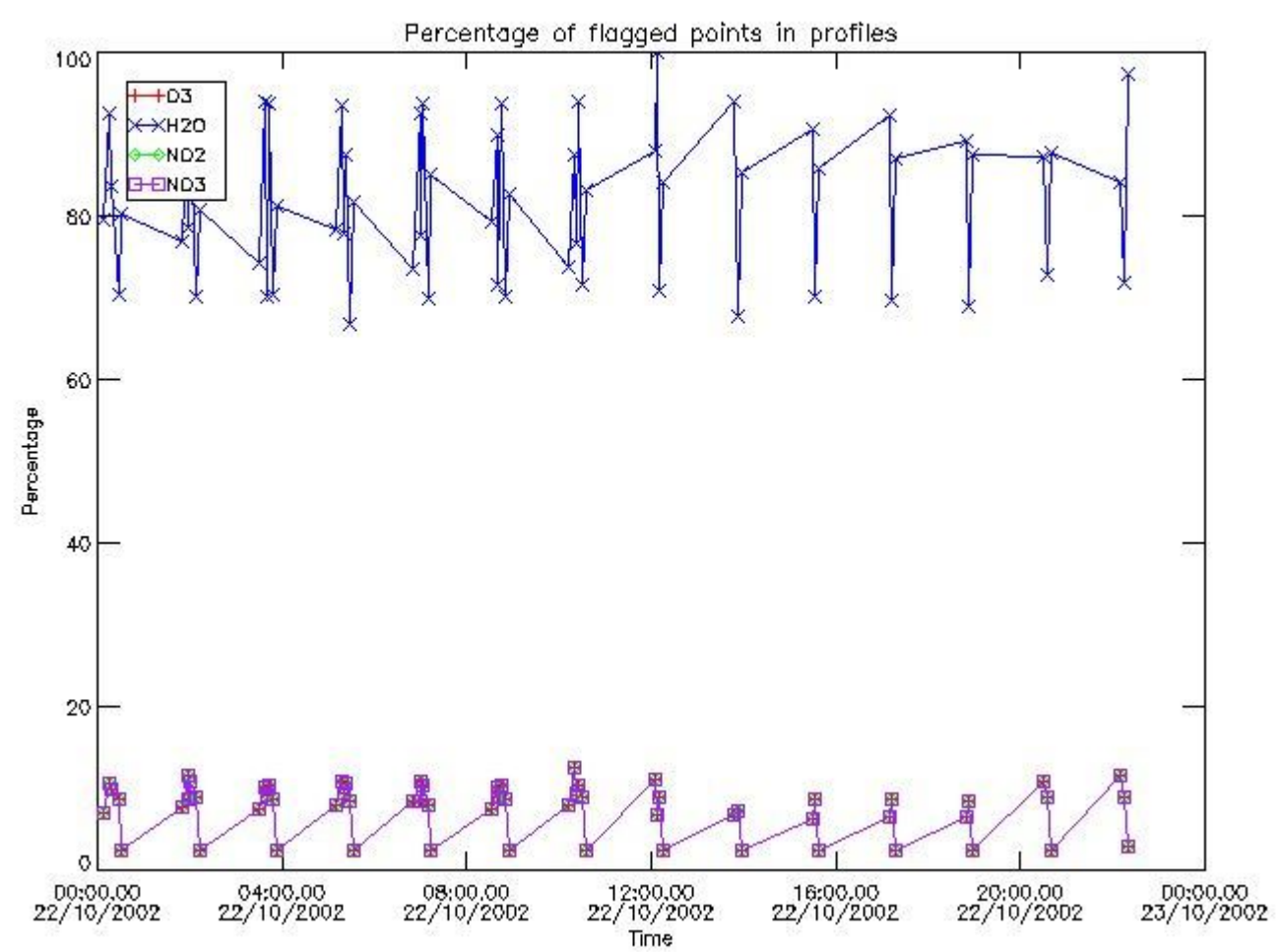


161	GOM_NL__2PRFIN20021022_140313_000000522010_00311_03371_9209.N1	22-OCT-2002 14:03:13	Straylight	51.500	157	The1Eri	2.9060	9300.0	103	3371	No
162	GOM_NL__2PRFIN20021022_140514_000000482010_00311_03371_9210.N1	22-OCT-2002 14:05:14	Straylight	47.500	84	Alp Phe	2.3970	4500.0	95	3371	No
163	GOM_NL__2PRFIN20021022_152850_000000812010_00312_03372_9206.N1	22-OCT-2002 15:28:50	Dark	80.500	88	31Eta CMa	2.4480	20000.	161	3372	No
164	GOM_NL__2PRFIN20021022_153233_000000592010_00312_03372_9207.N1	22-OCT-2002 15:32:33	Dark	59.000	2	Alp Car	-0.73600	7000.0	118	3372	No
165	GOM_NL__2PRFIN20021022_153725_000002232010_00312_03372_9208.N1	22-OCT-2002 15:37:25	Dark	223.00	1	9Alp CMa	-1.4400	11000.	446	3372	No
166	GOM_NL__2PRFIN20021022_154349_000000512010_00312_03372_9209.N1	22-OCT-2002 15:43:49	Straylight	51.000	157	The1Eri	2.9060	9300.0	102	3372	No
167	GOM_NL__2PRFIN20021022_154550_000000482010_00312_03372_9210.N1	22-OCT-2002 15:45:50	Straylight	48.000	84	Alp Phe	2.3970	4500.0	96	3372	No
168	GOM_NL__2PRFIN20021022_170928_000000792010_00313_03373_9206.N1	22-OCT-2002 17:09:28	Dark	78.500	88	31Eta CMa	2.4480	20000.	157	3373	No
169	GOM_NL__2PRFIN20021022_171311_000000602010_00313_03373_9207.N1	22-OCT-2002 17:13:11	Dark	59.500	2	Alp Car	-0.73600	7000.0	119	3373	No
170	GOM_NL__2PRFIN20021022_171805_000002232010_00313_03373_9208.N1	22-OCT-2002 17:18:05	Dark	223.00	1	9Alp CMa	-1.4400	11000.	446	3373	No
171	GOM_NL__2PRFIN20021022_172425_000000522010_00313_03373_9209.N1	22-OCT-2002 17:24:25	Straylight	52.000	157	The1Eri	2.9060	9300.0	104	3373	No
172	GOM_NL__2PRFIN20021022_172626_000000472010_00313_03373_9210.N1	22-OCT-2002 17:26:26	Straylight	47.000	84	Alp Phe	2.3970	4500.0	94	3373	No
173	GOM_NL__2PRFIN20021022_185006_000000802010_00314_03374_9206.N1	22-OCT-2002 18:50:06	Dark	79.500	88	31Eta CMa	2.4480	20000.	159	3374	No
174	GOM_NL__2PRFIN20021022_185348_000000602010_00314_03374_9207.N1	22-OCT-2002 18:53:48	Dark	60.000	2	Alp Car	-0.73600	7000.0	120	3374	No
175	GOM_NL__2PRFIN20021022_185845_000002232010_00314_03374_9208.N1	22-OCT-2002 18:58:45	Dark	223.00	1	9Alp CMa	-1.4400	11000.	446	3374	No
176	GOM_NL__2PRFIN20021022_190502_000000512010_00314_03374_9209.N1	22-OCT-2002 19:05:02	Straylight	51.000	157	The1Eri	2.9060	9300.0	102	3374	No
177	GOM_NL__2PRFIN20021022_190702_000000462010_00314_03374_9210.N1	22-OCT-2002 19:07:02	Straylight	46.000	84	Alp Phe	2.3970	4500.0	92	3374	No
178	GOM_NL__2PRFIN20021022_203016_000000482010_00315_03375_9206.N1	22-OCT-2002 20:30:16	Dark	47.500	29	Bet Car	1.6720	10200.	95	3375	No
179	GOM_NL__2PRFIN20021022_203424_000000582010_00315_03375_9207.N1	22-OCT-2002 20:34:24	Dark	57.500	2	Alp Car	-0.73600	7000.0	115	3375	No
180	GOM_NL__2PRFIN20021022_203925_000002232010_00315_03375_9208.N1	22-OCT-2002 20:39:25	Dark	223.00	1	9Alp CMa	-1.4400	11000.	446	3375	No
181	GOM_NL__2PRFIN20021022_204537_000000532010_00315_03375_9209.N1	22-OCT-2002 20:45:37	Straylight	53.000	157	The1Eri	2.9060	9300.0	106	3375	No
182	GOM_NL__2PRFIN20021022_221053_000000452010_00316_03376_2738.N1	22-OCT-2002 22:10:53	Dark	44.500	29	Bet Car	1.6720	10200.	89	3376	No
183	GOM_NL__2PRFIN20021022_221501_000000572010_00316_03376_2739.N1	22-OCT-2002 22:15:01	Dark	57.000	2	Alp Car	-0.73600	7000.0	114	3376	No
184	GOM_NL__2PRFIN20021022_222005_000002042010_00316_03376_2740.N1	22-OCT-2002 22:20:05	Dark	204.00	1	9Alp CMa	-1.4400	11000.	408	3376	No

### 3. Quality information per product

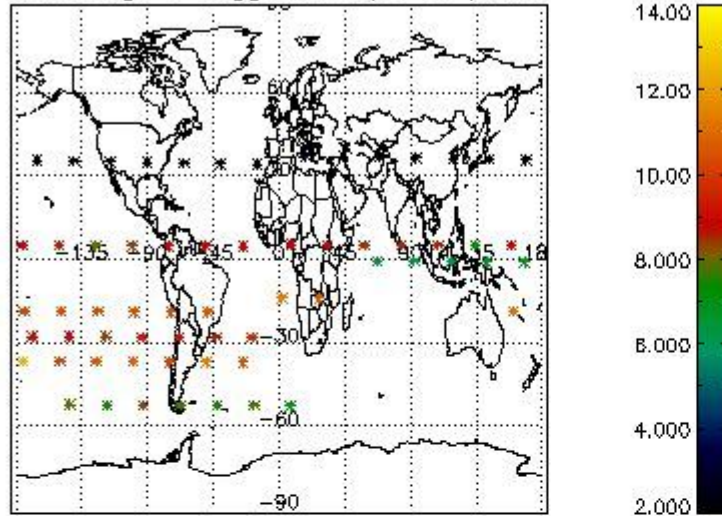
In this section it is plotted some information contained in the Quality Summary data set of the level 2 products. Only products in dark limb conditions and without errors (error flag in the MPH set to "0") are used.

#### 3.1 Plot quality information per product (time dependant)

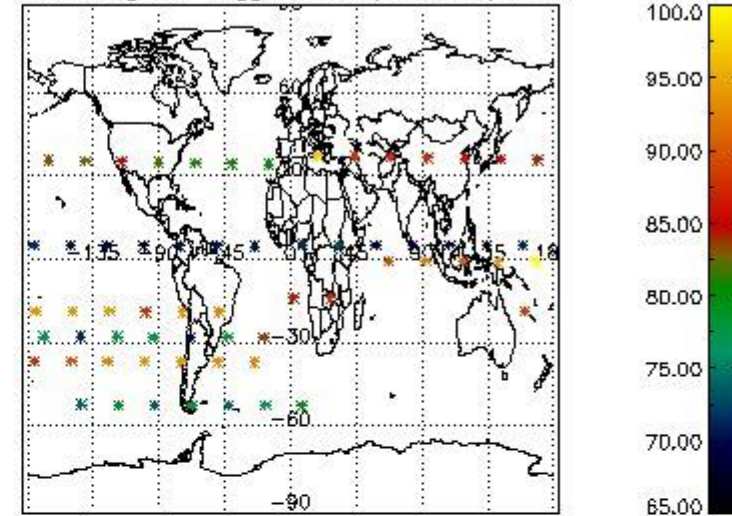


3.2 Plot quality information per product (world map)

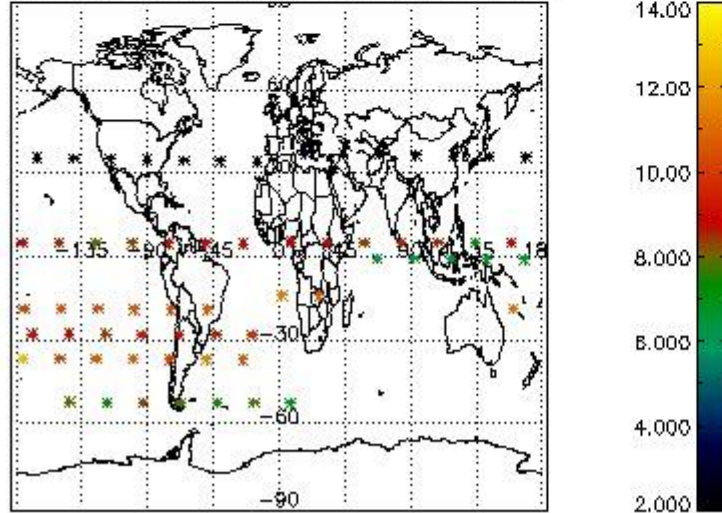
Percentage of flagged data per O3 profile



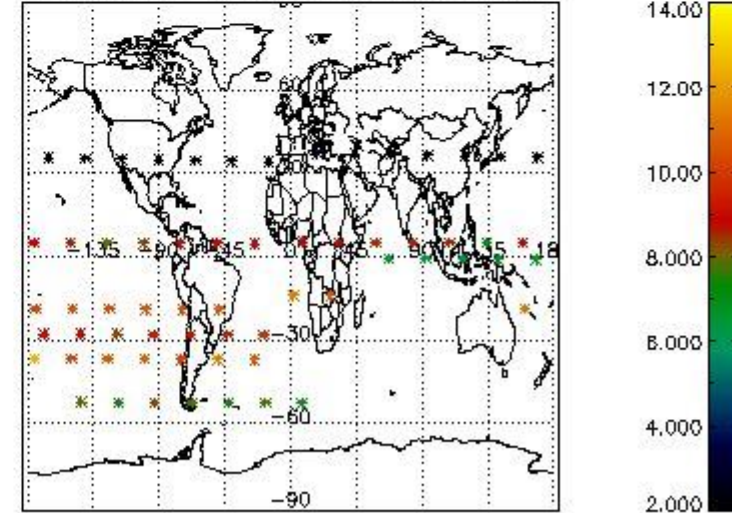
Percentage of flagged data per H2O profile



Percentage of flagged data per NO2 profile



Percentage of flagged data per NO3 profile

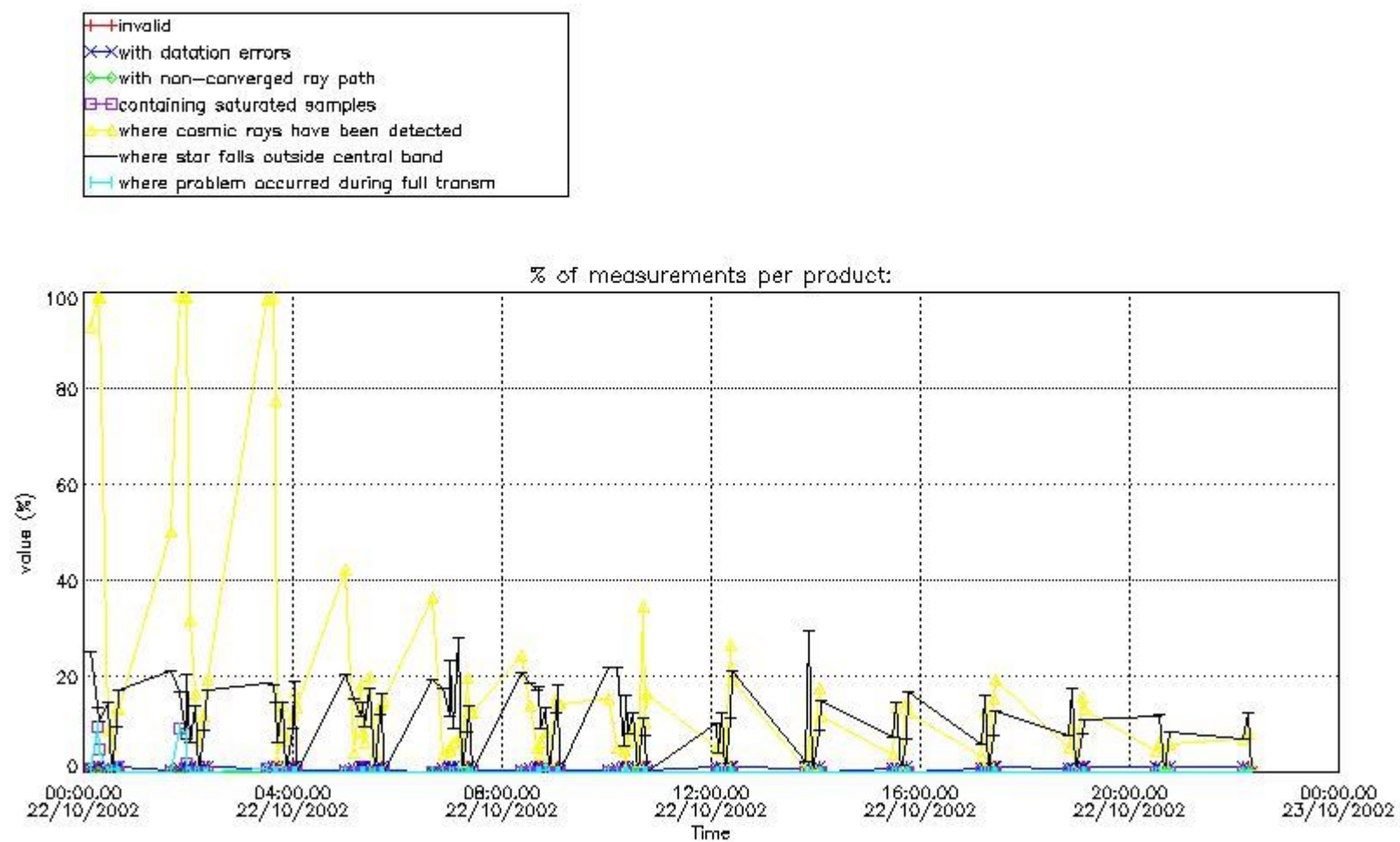


#### 4. Level 1 quality information per product

In this section it is plotted some information contained in the Quality Summary data set of the level 2 products that comes from the level 1b processing. Products without errors (error flag in the MPH set to "0") are used.

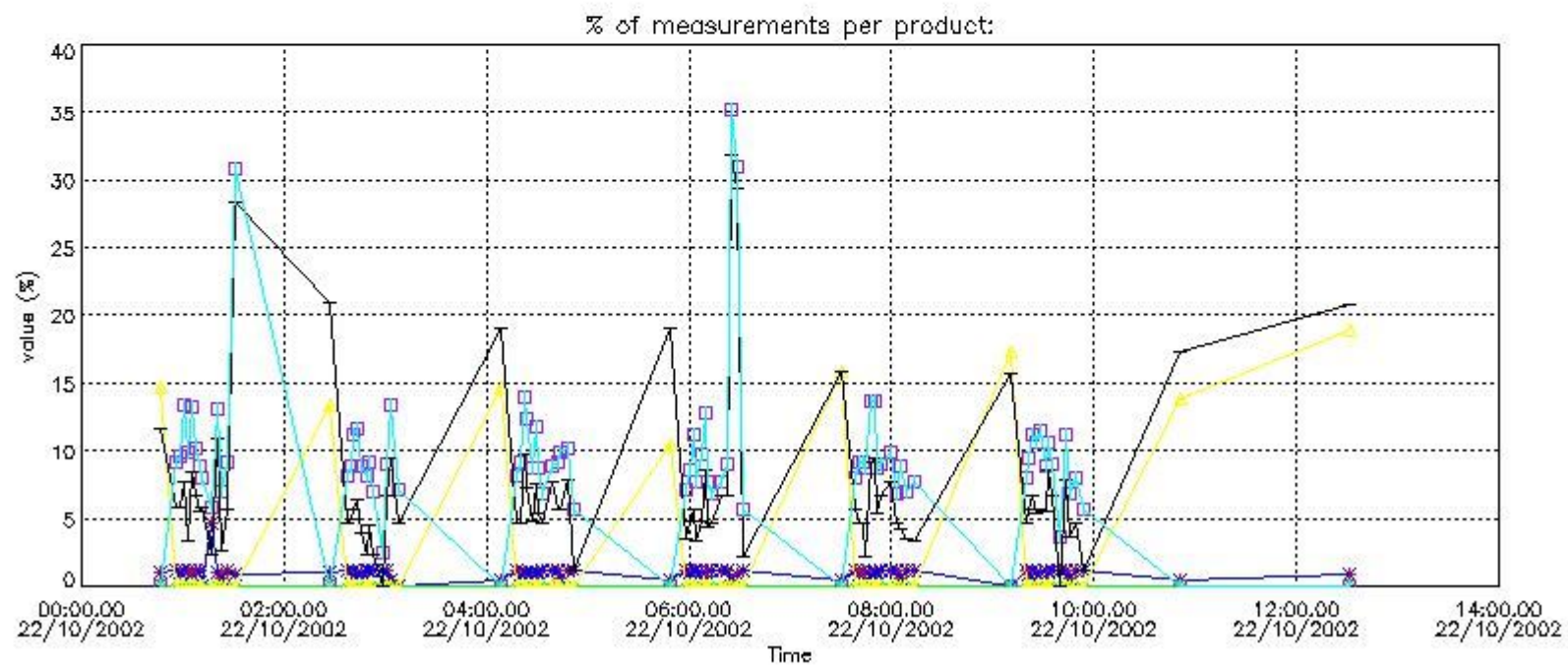
##### 4.1 Plot quality information per product (time dependant) coming from level 1b processing

###### 4.1.1 Plot level 1 quality information per product (time dependant): ENVISAT ASCENDING passes



4.1.2 Plot level 1 quality information per product (time dependant): ENVI SAT DESCENDING passes

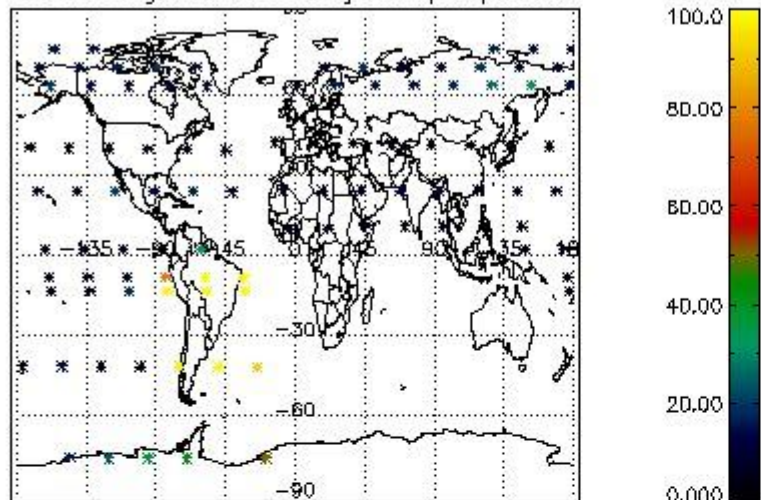




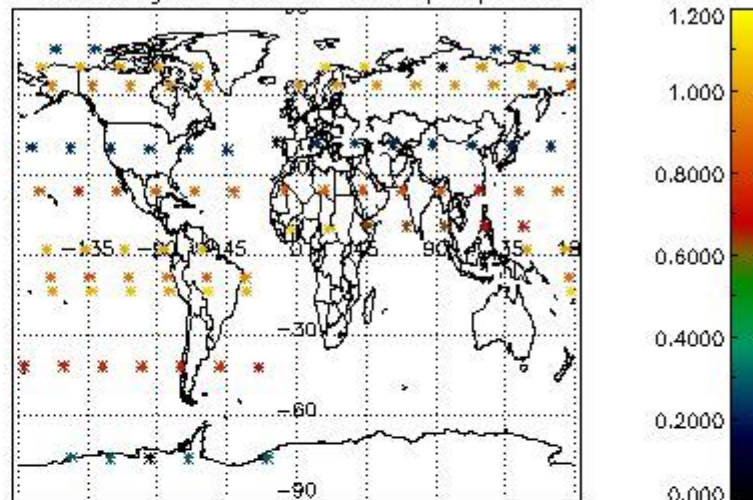
4.2 Plot quality information per product coming from level 1b processing (world map)

4.2.1 Plot level 1 quality information per product (world map): ENVISAT ASCENDING passes

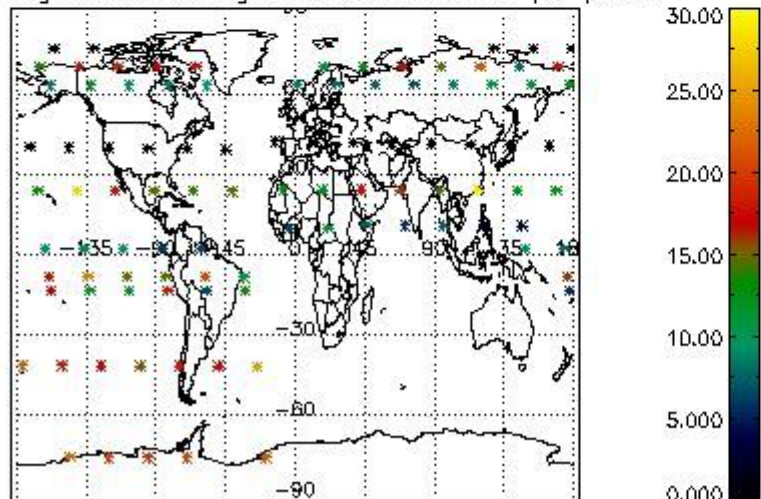
Percentage of cosmic ray hits per profile



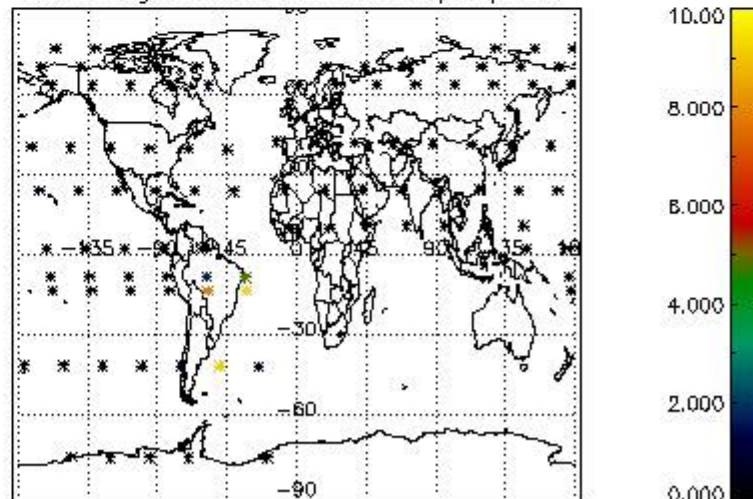
Percentage of datation errors per profile



Percentage of star falling outside central band per profile

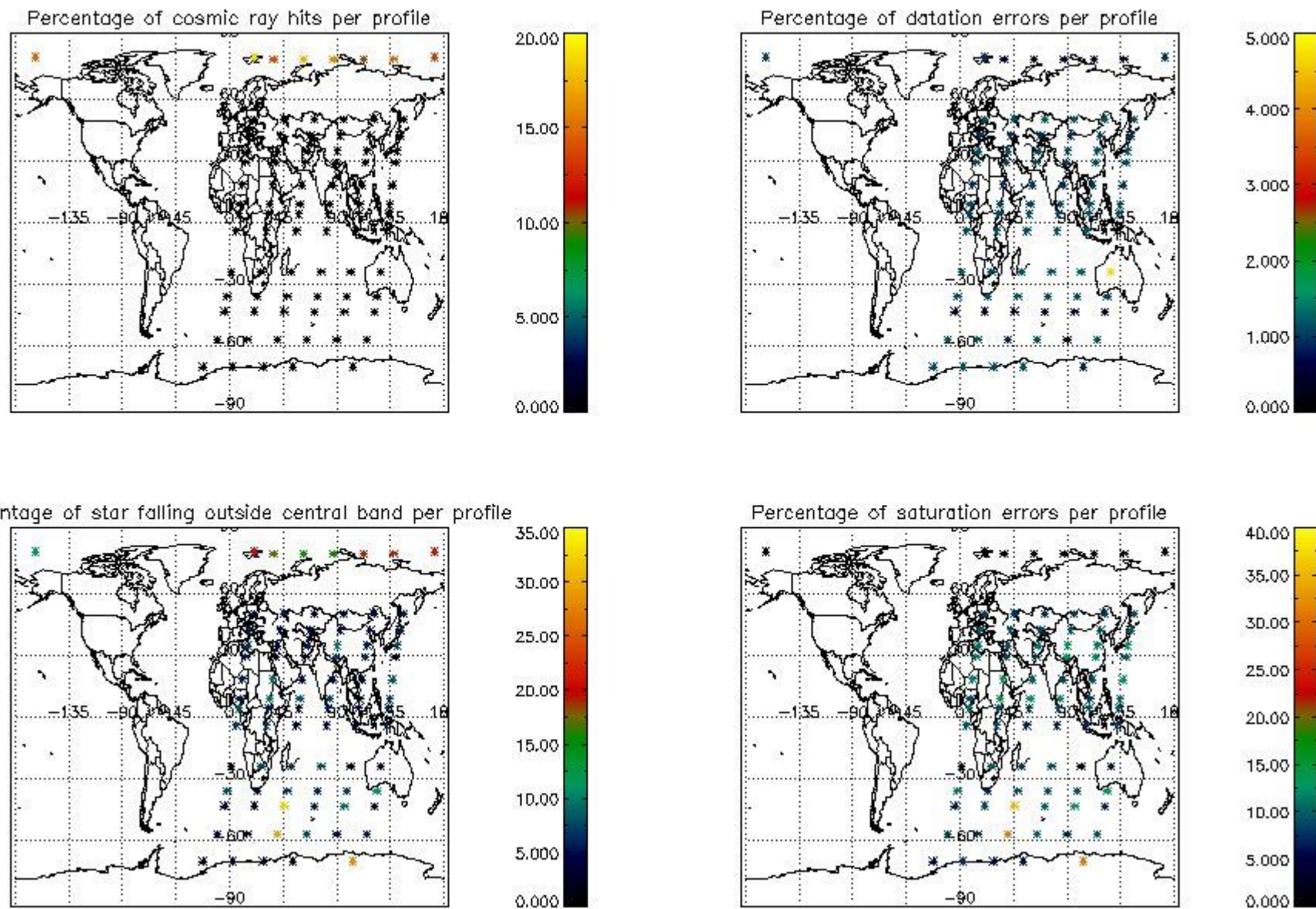


Percentage of saturation errors per profile



4.2.2 Plot level 1 quality information per product (world map): ENVISAT DESCENDING passes





## 5. Trace gas profiles

### 5.1 Ozone statistics based on quality of products

The final quality of the products can be "measured" using the STD (Standard Deviation) attached to every point profile. This information is written to the parameter GOM\_NL\_\_2P/NL\_LOCAL\_SPECIES\_DENSITY/o3\_std of the level 2 products. The table below shows the statistics for given STD ranges.

The statistics are given with respect to the overall valid production:

- Products without fatal errors: GOM\_NL\_\_2P/MPH/PRODUCT\_ERR=0
- Valid point profile: GOM\_NL\_\_2P/NL\_LOCAL\_SPECIES\_DENSITY/pcd(0)=0

The 'Criteria' is applied to valid points of dark limb products:

- Products in dark limb illumination condition: GOM\_NL\_\_2P/NL\_SUMMARY\_QUALITY/obs\_ill\_cond=0
- Products without fatal errors: GOM\_NL\_\_2P/MPH/PRODUCT\_ERR=0
- Valid point profile: GOM\_NL\_\_2P/NL\_LOCAL\_SPECIES\_DENSITY/pcd(0)=0

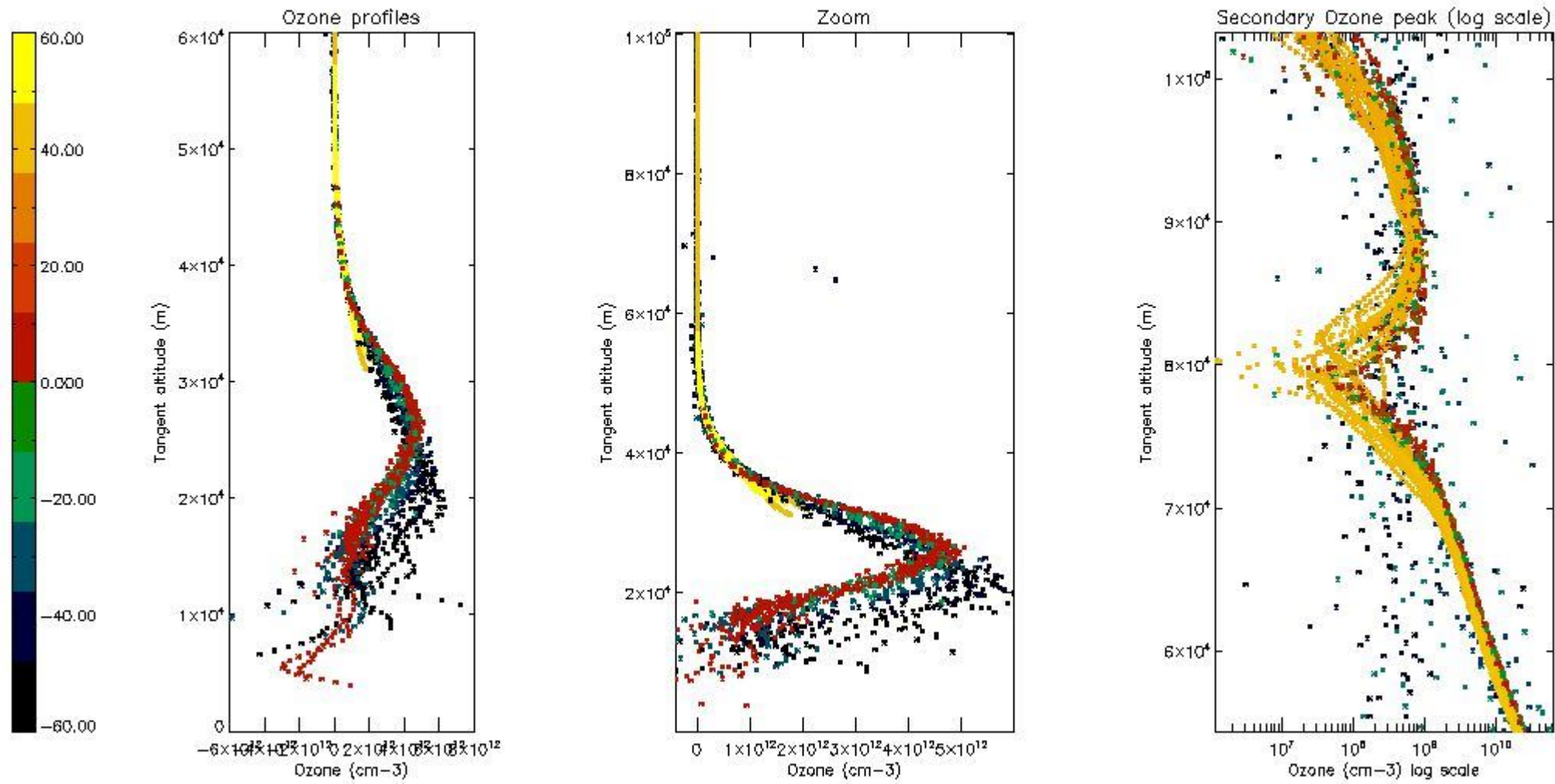
So, the table below shows the percentage of dark limb and valid observations for each criteria with respect to the overall valid daily observations.

Criteria	% of total production
All STD	45
STD < 20	26

STD < 10	24
STD < 5	21

5.2 Plot ozone profiles for all STD (dark without errors)

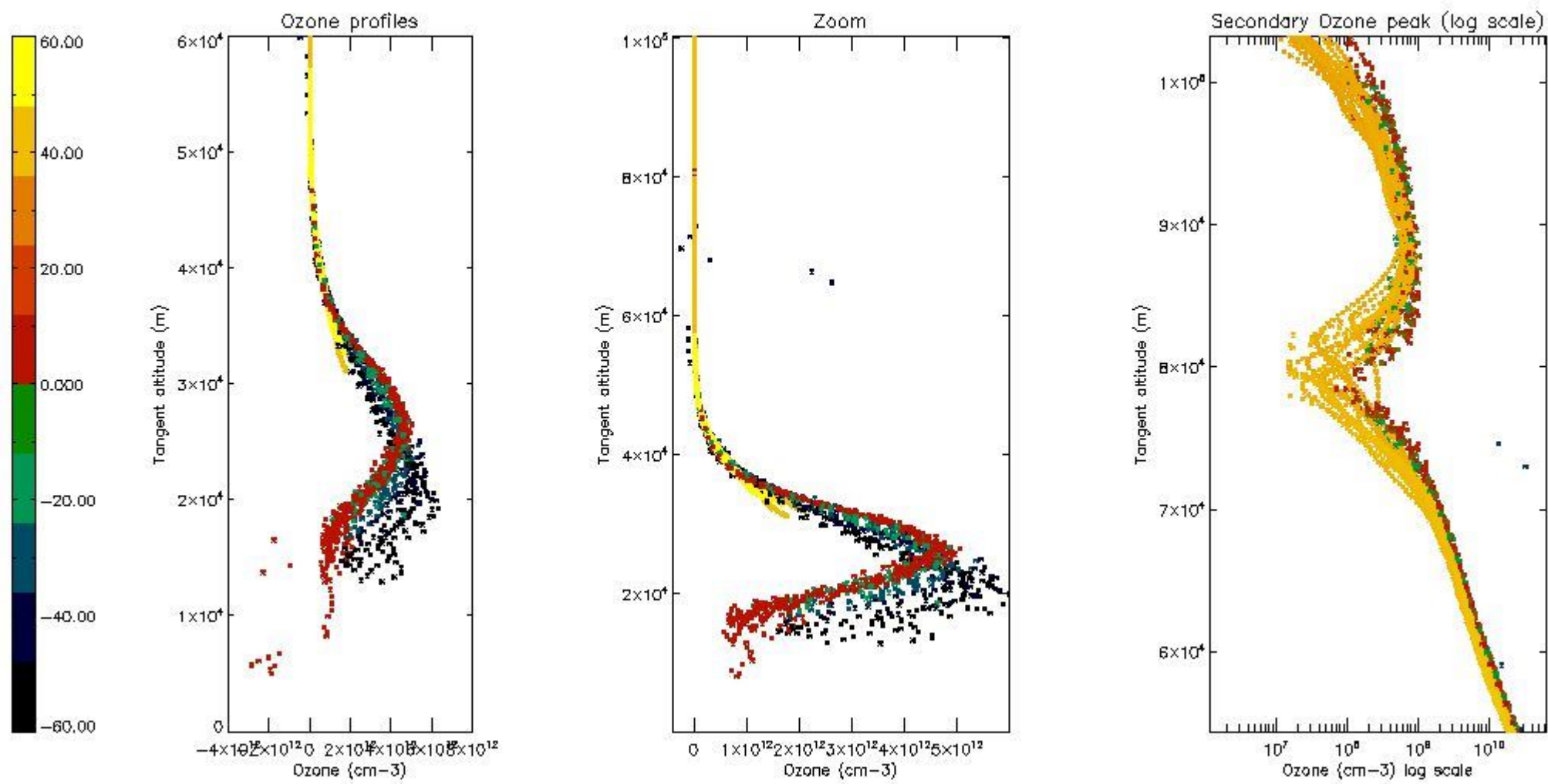
The colorbar represents the latitude.



5.3 Plot ozone profiles where STD < 20% (dark without errors)

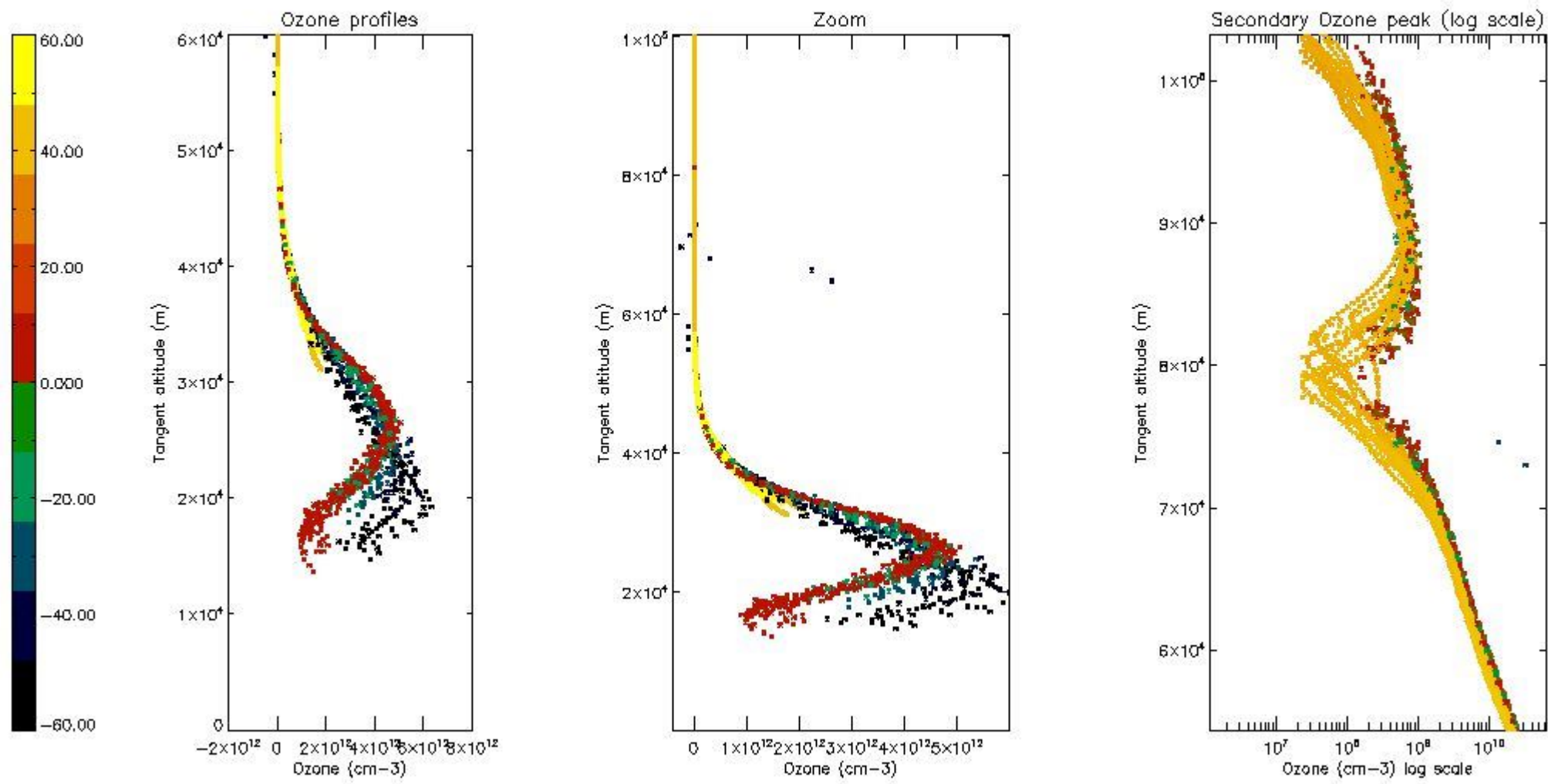
The colorbar represents the latitude.





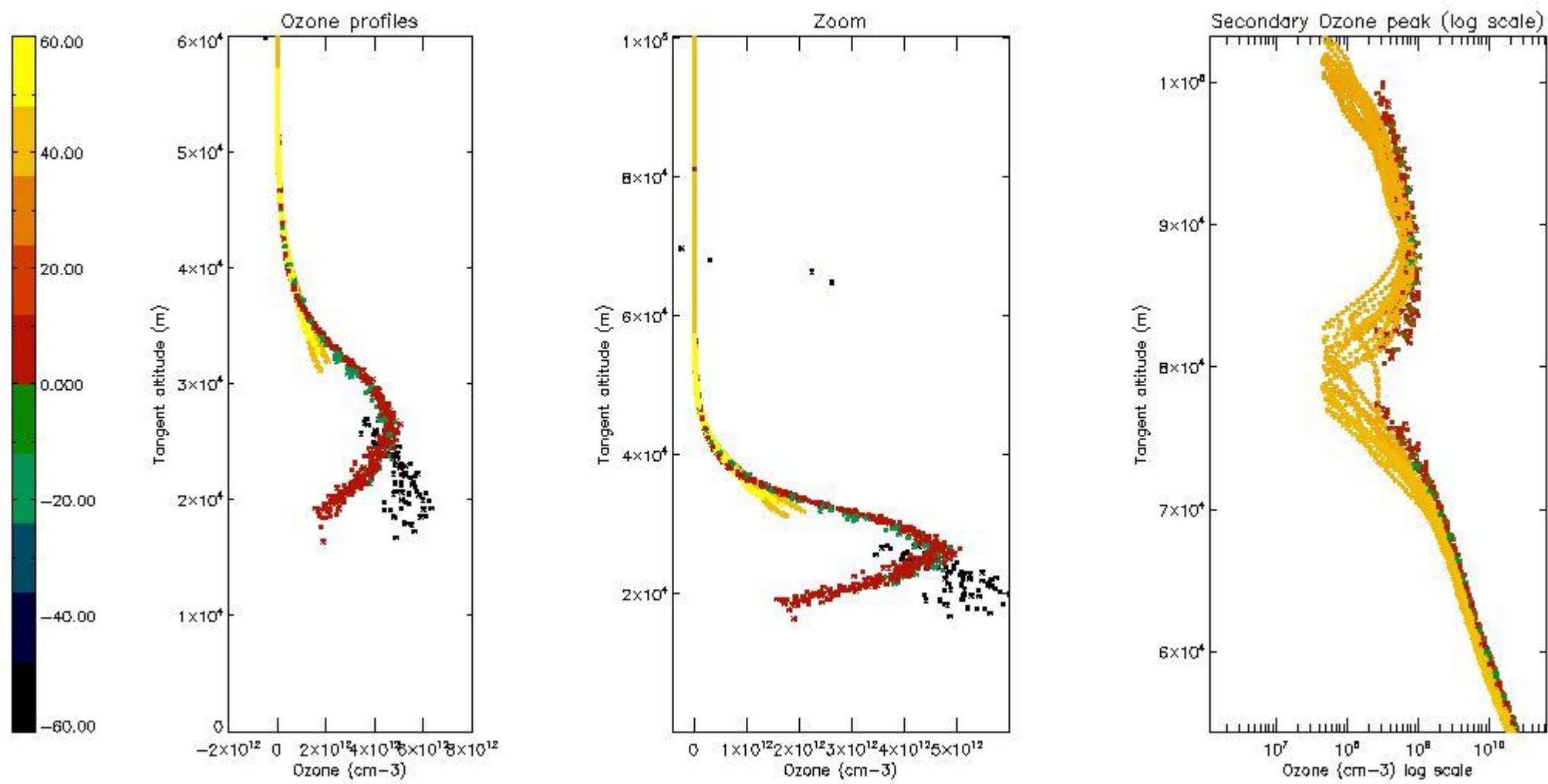
*5.4 Plot ozone profiles where STD < 10% (dark without errors)*

The colorbar represents the latitude.



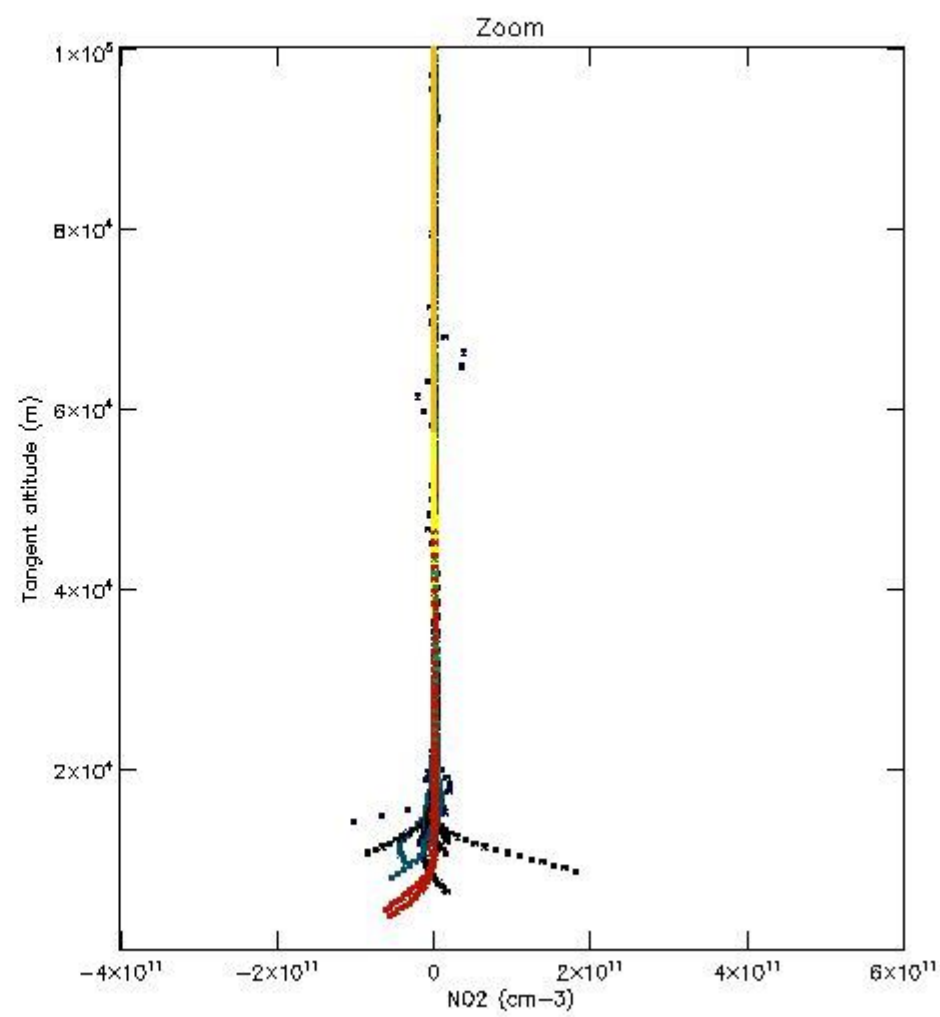
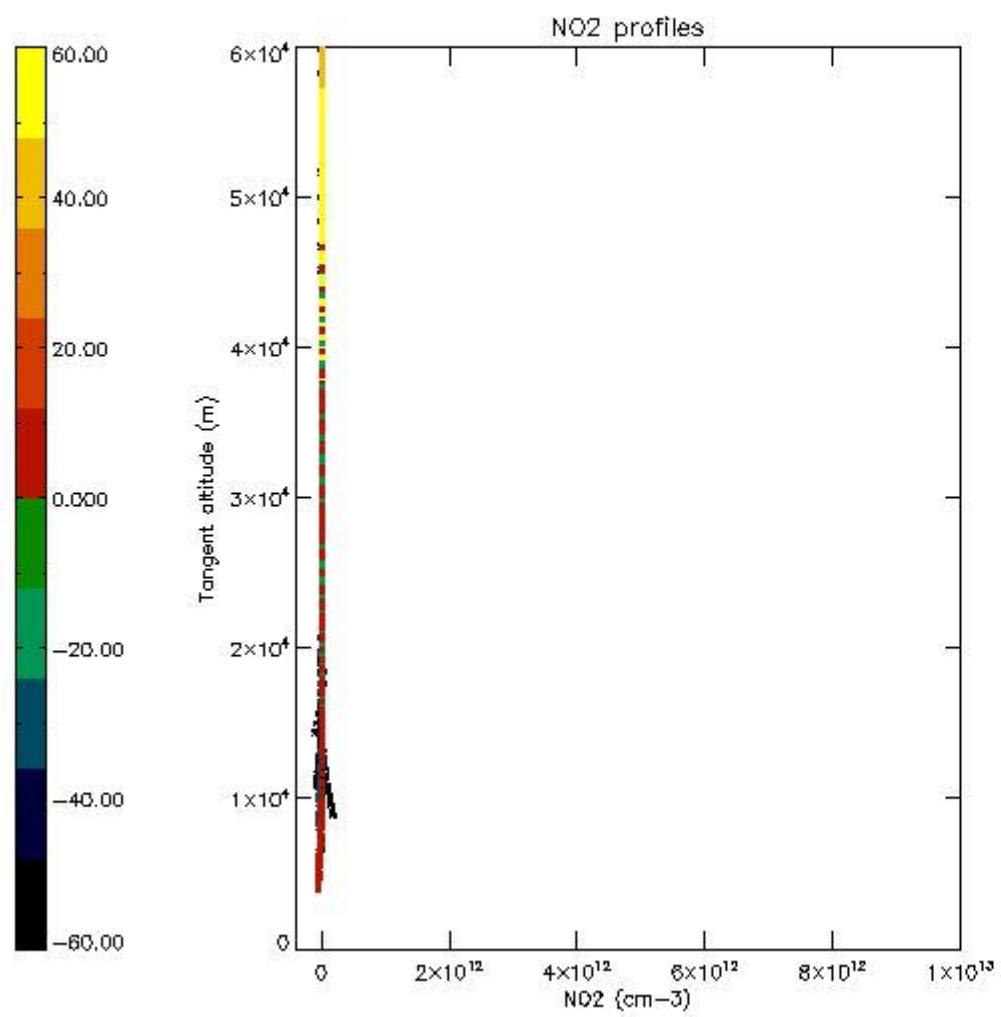
*5.5 Plot ozone profiles where STD < 5% (dark without errors)*

The colorbar represents the latitude.



5.6 Plot NO<sub>2</sub> profiles for all STD (dark without errors)

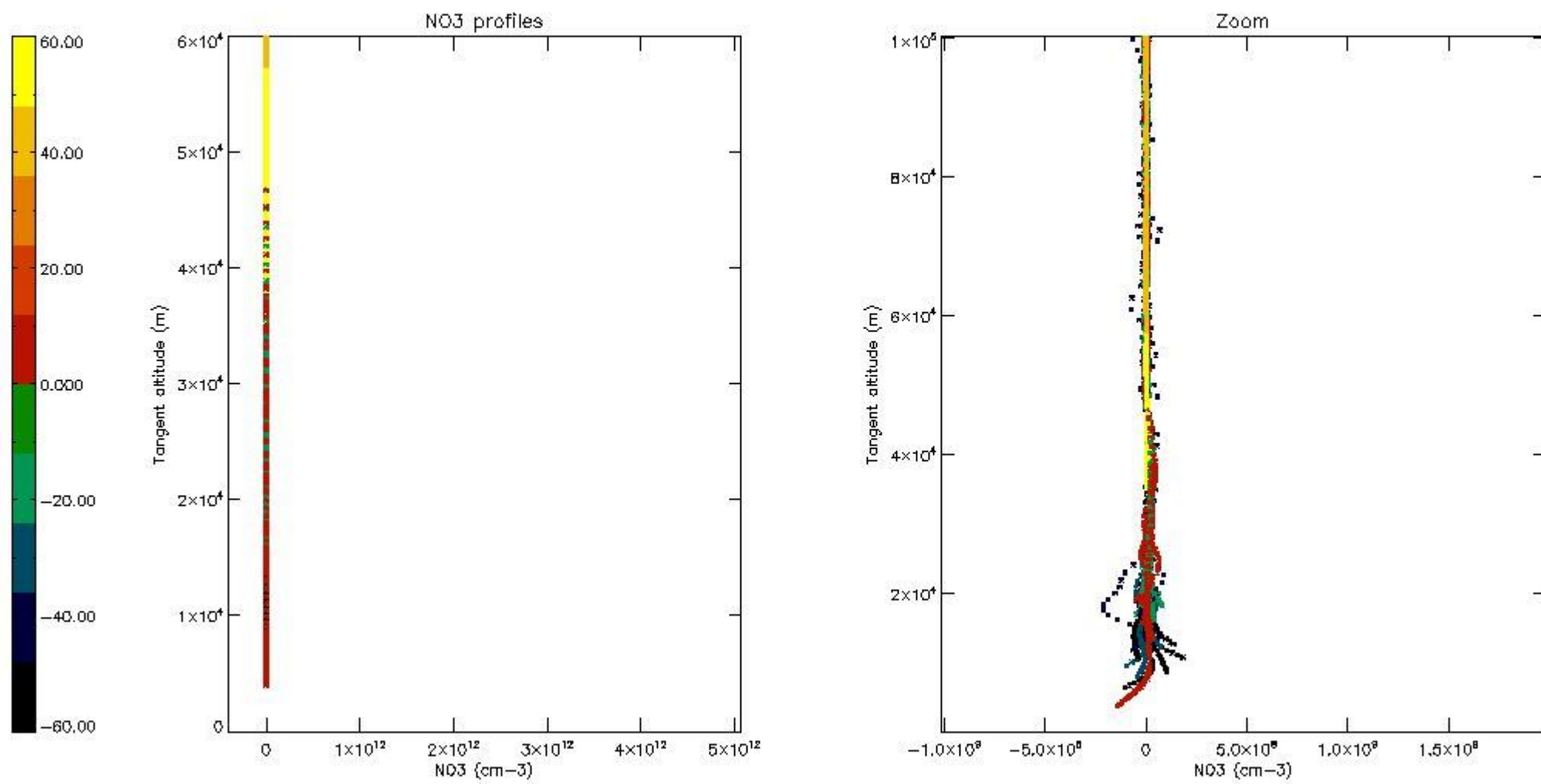
The colorbar represents the latitude.



*5.7 Plot NO3 profiles for all STD (dark without errors)*

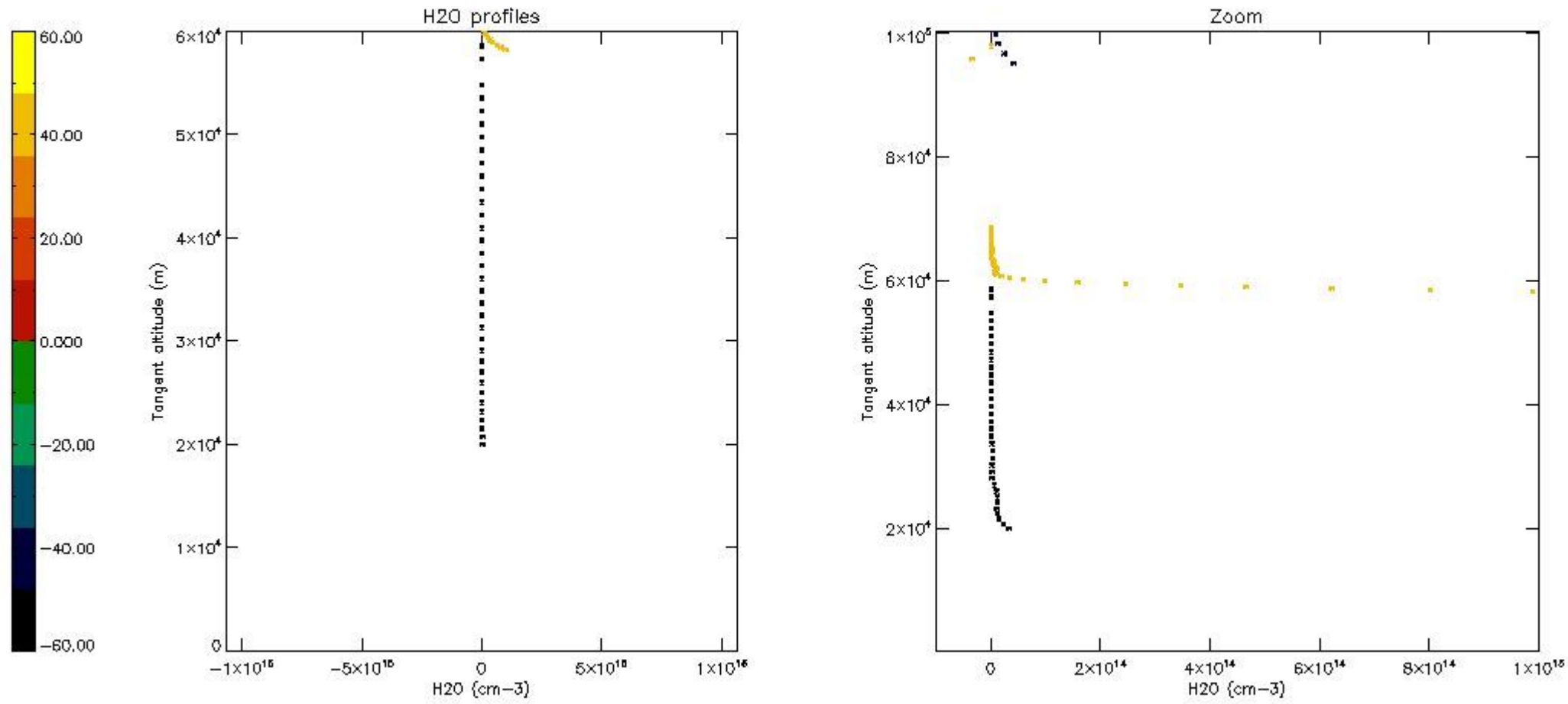
The colorbar represents the latitude.





5.8 Plot H<sub>2</sub>O profiles for all STD (only for occultations of stars 1,2,3,4,13,14,16,26,63 dark without errors)

The colorbar represents the latitude.



## 6. Auxiliary Data Files used for the production reported in section 2

The number reported in the third column indicates since which file (see list in section 2) the corresponding auxiliary file has been used. The fourth column is the date of those product files.

Type	Auxiliary Filename	Used since product	Used since product date
INST_PHYS_CHARACTERISTICS	GOM_INS_AXNIEC20050627_150440_20020301_000000_20100101_000000	1	22-OCT-2002 00:08:40
LEVEL-2_PROC_CONFIG	GOM_PR2_AXVIEC20091111_152718_20020301_000000_20500101_000000	1	22-OCT-2002 00:08:40
CROSS_SECTIONS_FILE	GOM_CRS_AXVIEC20091111_154832_20020301_000000_20500101_000000	1	22-OCT-2002 00:08:40

# GOMOS Level 2 Daily Report

## SUMMARY

### [1. General Info](#)

### [2. Summary of processed GOM\\_NL\\_2P products](#)

### [3. Level 2 Quality information per product](#)

#### [3.1 Plot of level 2 quality information per product \(time dependant\)](#)

#### [3.2 Plot of level 2 quality information per product \(world map\)](#)

### [4. Level 1 Quality information per product \(stored on level 2 products\)](#)

#### [4.1 Plot of level 1 quality information per product \(time dependant\)](#)

##### [4.1.1 Plot of level 1 quality information per product \(time dependant\): ASCENDING](#)

##### [4.1.2 Plot of level 1 quality information per product \(time dependant\): DESCENDING](#)

#### [4.2 Plot of level 1 quality information per product \(world map\)](#)

##### [4.2.1 Plot of level 1 quality information per product \(world map\): ASCENDING](#)

##### [4.2.2 Plot of level 1 quality information per product \(world map\): DESCENDING](#)

### [5. Ozone profiles based on quality statistics and other trace gas profiles](#)

#### [5.1 Ozone statistics based on quality of products](#)

#### [5.2 Plot ozone profiles for all STD \(dark without errors\)](#)

#### [5.3 Plot ozone profiles where STD < 20% \(dark without errors\)](#)

#### [5.4. Plot ozone profiles where STD < 10% \(dark without errors\)](#)

#### [5.5. Plot ozone profiles where STD < 5% \(dark without errors\)](#)

#### [5.6 Plot NO2 profiles for all STD \(dark without errors\)](#)

#### [5.7 Plot NO3 profiles for all STD \(dark without errors\)](#)

#### [5.8 Plot H2O profiles \(only for occultations of stars 1,2,3,4,13,14,16,26,63 dark without errors\) for all STD](#)

### [6. Auxiliary Data Files used for the production reported in section 2](#)

This report presents the daily analysis on parameters extracted from GOMOS level 2 data (GOM\_NL\_\_2P). It is intended to monitor some important parameters that will impact the quality of these products. A list of level 2 products (and content) that have arrived during the reporting day to the PCF is also given.

Item	Value
Time of report generation	17APR2013 19:38:06
Data source version	GOMOS/6.01
Start time of products	22-10-2002 (22OCT2002 00:00:00)
Stop time of products	23-10-2002 (23OCT2002 00:00:00)
Store outputs in DB	Yes
Nb of level 2 prods	184
Nb of prods with errors	1

## 2. Summary of processed GOM\_NL\_\_2P products.

Nr	Filename	UTC Start time	Limb	Duration	Star Id	Star Name	Star Mag	Star Temp	Nb Meas	Orbit	Prod. error
1	GOM_NL__2PRFIN20021022_000840_000000742010_00302_03362_2746.N1	22-OCT-2002 00:08:40	Dark	74.000	48	30Alp Hya	1.9770	4100.0	148	3362	No
2	GOM_NL__2PRFIN20021022_001635_000000482010_00302_03362_2747.N1	22-OCT-2002 00:16:35	Dark	48.000	113	Mu Vel	2.6920	5000.0	96	3362	No
3	GOM_NL__2PRFIN20021022_001803_000000522010_00302_03362_2748.N1	22-OCT-2002 00:18:03	Dark	52.000	65	Lam Vel	2.2040	4400.0	104	3362	No
4	GOM_NL__2PRFIN20021022_002703_000000582010_00303_03363_2724.N1	22-OCT-2002 00:27:03	Dark	58.000	2	Alp Car	-0.73600	7000.0	116	3363	No
5	GOM_NL__2PRFIN20021022_003126_000002232010_00303_03363_2725.N1	22-OCT-2002 00:31:26	Dark	223.00	1	9Alp CMa	-1.4400	11000.	446	3363	No
6	GOM_NL__2PRFIN20021022_003821_000000532010_00303_03363_2726.N1	22-OCT-2002 00:38:21	Straylight	52.500	157	The1Eri	2.9060	9300.0	105	3363	No
7	GOM_NL__2PRFIN20021022_004024_000000502010_00303_03363_2727.N1	22-OCT-2002 00:40:24	Straylight	49.500	84	Alp Phe	2.3970	4500.0	99	3363	No
8	GOM_NL__2PRFIN20021022_004657_000000482010_00303_03363_2728.N1	22-OCT-2002 00:46:57	Straylight	47.500	52	16Bet Cet	2.0370	4500.0	95	3363	No
9	GOM_NL__2PRFIN20021022_005628_000000442010_00303_03363_2729.N1	22-OCT-2002 00:56:28	Bright	43.500	140	88Gam Peg	2.8340	26000.	87	3363	No
10	GOM_NL__2PRFIN20021022_005847_000000522010_00303_03363_2730.N1	22-OCT-2002 00:58:47	Bright	52.000	105	6Bet Ari	2.6450	8900.0	104	3363	No
11	GOM_NL__2PRFIN20021022_010052_000000452010_00303_03363_2731.N1	22-OCT-2002 01:00:52	Bright	45.000	93	53Bet Peg	2.5200	3100.0	90	3363	No
12	GOM_NL__2PRFIN20021022_010229_000000462010_00303_03363_2732.N1	22-OCT-2002 01:02:29	Bright	45.500	53	43Bet And	2.0480	3300.0	91	3363	No
13	GOM_NL__2PRFIN20021022_010532_000000532010_00303_03363_2733.N1	22-OCT-2002 01:05:32	Bright	53.000	73	57Gam1And	2.2600	13100.	106	3363	No
14	GOM_NL__2PRFIN20021022_010811_000000452010_00303_03363_2734.N1	22-OCT-2002 01:08:11	Bright	44.500	68	18Alp Cas	2.2250	4500.0	89	3363	No
15	GOM_NL__2PRFIN20021022_010928_000000452010_00303_03363_2735.N1	22-OCT-2002 01:09:28	Bright	45.000	76	27Gam Cas	2.3000	30000.	90	3363	No
16	GOM_NL__2PRFIN20021022_011144_000000442010_00303_03363_2736.N1	22-OCT-2002 01:11:44	Bright	43.500	89	5Alp Cep	2.4510	8000.0	87	3363	No
17	GOM_NL__2PRFIN20021022_011722_000000432010_00303_03363_2737.N1	22-OCT-2002 01:17:22	Bright	42.500	49	1Alp UMi	1.9900	6300.0	85	3363	No
18	GOM_NL__2PRFIN20021022_012043_000000462010_00303_03363_2738.N1	22-OCT-2002 01:20:43	Bright	46.000	60	7Bet UMi	2.0810	3950.0	92	3363	No
19	GOM_NL__2PRFIN20021022_012252_000000942010_00303_03363_2739.N1	22-OCT-2002 01:22:52	Bright	94.000	42	34Bet Aur	1.9000	10200.	188	3363	No
20	GOM_NL__2PRFIN20021022_012643_000000442010_00303_03363_2740.N1	22-OCT-2002 01:26:43	Bright	44.000	32	77Eps UMa	1.7630	11000.	88	3363	No
21	GOM_NL__2PRFIN20021022_013039_000000602010_00303_03363_2741.N1	22-OCT-2002 01:30:39	Bright	60.000	174	52Psi UMa	3.0040	4400.0	120	3363	No
22	GOM_NL__2PRFIN20021022_013906_000001652010_00303_03363_2742.N1	22-OCT-2002 01:39:06	Twilight_stray	165.00	17	78Bet Gem	1.1610	4500.0	330	3363	No
23	GOM_NL__2PRFIN20021022_014917_000000662010_00303_03363_2743.N1	22-OCT-2002 01:49:17	Dark	65.500	48	30Alp Hya	1.9770	4100.0	131	3363	No
24	GOM_NL__2PRFIN20021022_015711_000000452010_00303_03363_2744.N1	22-OCT-2002 01:57:11	Dark	44.500	113	Mu Vel	2.6920	5000.0	89	3363	No
25	GOM_NL__2PRFIN20021022_015839_000000592010_00303_03363_2745.N1	22-OCT-2002 01:58:39	Dark	58.500	65	Lam Vel	2.2040	4400.0	117	3363	No
26	GOM_NL__2PRFIN20021022_020137_000000482010_00304_03364_9187.N1	22-OCT-2002 02:01:37	Dark	47.500	46	Del Vel	1.9540	10600.	95	3364	No
27	GOM_NL__2PRFIN20021022_020740_000000582010_00304_03364_9188.N1	22-OCT-2002 02:07:40	Dark	57.500	2	Alp Car	-0.73600	7000.0	115	3364	No
28	GOM_NL__2PRFIN20021022_021206_000002232010_00304_03364_9189.N1	22-OCT-2002 02:12:06	Dark	223.00	1	9Alp CMa	-1.4400	11000.	446	3364	No
29	GOM_NL__2PRFIN20021022_021858_000000522010_00304_03364_9190.N1	22-OCT-2002 02:18:58	Straylight	52.000	157	The1Eri	2.9060	9300.0	104	3364	No
30	GOM_NL__2PRFIN20021022_022100_000000502010_00304_03364_9191.N1	22-OCT-2002 02:21:00	Straylight	49.500	84	Alp Phe	2.3970	4500.0	99	3364	No
31	GOM_NL__2PRFIN20021022_022733_000000532010_00304_03364_9192.N1	22-OCT-2002 02:27:33	Straylight	52.500	52	16Bet Cet	2.0370	4500.0	105	3364	No
32	GOM_NL__2PRFIN20021022_023704_000000432010_00304_03364_9193.N1	22-OCT-2002 02:37:04	Bright	43.000	140	88Gam Peg	2.8340	26000.	86	3364	No
33	GOM_NL__2PRFIN20021022_023923_000000512010_00304_03364_9194.N1	22-OCT-2002 02:39:23	Bright	51.000	105	6Bet Ari	2.6450	8900.0	102	3364	No
34	GOM_NL__2PRFIN20021022_024128_000000452010_00304_03364_9195.N1	22-OCT-2002 02:41:28	Bright	44.500	93	53Bet Peg	2.5200	3100.0	89	3364	No
35	GOM_NL__2PRFIN20021022_024304_000000472010_00304_03364_9196.N1	22-OCT-2002 02:43:04	Bright	47.000	53	43Bet And	2.0480	3300.0	94	3364	No
36	GOM_NL__2PRFIN20021022_024608_000000512010_00304_03364_9197.N1	22-OCT-2002 02:46:08	Bright	50.500	73	57Gam1And	2.2600	13100.	101	3364	No
37	GOM_NL__2PRFIN20021022_024847_000000432010_00304_03364_9198.N1	22-OCT-2002 02:48:47	Bright	43.000	68	18Alp Cas	2.2250	4500.0	86	3364	No
38	GOM_NL__2PRFIN20021022_025004_000000442010_00304_03364_9199.N1	22-OCT-2002 02:50:04	Bright	44.000	76	27Gam Cas	2.3000	30000.	88	3364	No
39	GOM_NL__2PRFIN20021022_025221_000000432010_00304_03364_9200.N1	22-OCT-2002 02:52:21	Bright	43.000	89	5Alp Cep	2.4510	8000.0	86	3364	No
40	GOM_NL__2PRFIN20021022_025757_000000422010_00304_03364_9201.N1	22-OCT-2002 02:57:57	Bright	41.500	49	1Alp UMi	1.9900	6300.0	83	3364	No
41	GOM_NL__2PRFIN20021022_030118_000000452010_00304_03364_9202.N1	22-OCT-2002 03:01:18	Bright	44.500	60	7Bet UMi	2.0810	3950.0	89	3364	No
42	GOM_NL__2PRFIN20021022_030326_000001012010_00304_03364_9203.N1	22-OCT-2002 03:03:26	Bright	101.00	42	34Bet Aur	1.9000	10200.	202	3364	No



43	GOM_NL__2PRFIN20021022_030719_000000432010_00304_03364_9204.N1	22-OCT-2002 03:07:19	Bright	42.500	32	77Eps UMa	1.7630	11000.	85	3364	No
44	GOM_NL__2PRFIN20021022_031942_000001832010_00304_03364_2743.N1	22-OCT-2002 03:19:42	Dark	182.50	17	78Bet Gem	1.1610	4500.0	365	3364	Yes
45	GOM_NL__2PRFIN20021022_032953_000000682010_00304_03364_2744.N1	22-OCT-2002 03:29:53	Dark	68.000	48	30Alp Hya	1.9770	4100.0	136	3364	No
46	GOM_NL__2PRFIN20021022_033747_000000502010_00304_03364_2745.N1	22-OCT-2002 03:37:47	Dark	50.000	113	Mu Vel	2.6920	5000.0	100	3364	No
47	GOM_NL__2PRFIN20021022_033915_000000562010_00304_03364_2746.N1	22-OCT-2002 03:39:15	Dark	55.500	65	Lam Vel	2.2040	4400.0	111	3364	No
48	GOM_NL__2PRFIN20021022_034212_000000492010_00305_03365_2723.N1	22-OCT-2002 03:42:12	Dark	49.000	46	Del Vel	1.9540	10600.	98	3365	No
49	GOM_NL__2PRFIN20021022_034817_000000582010_00305_03365_2724.N1	22-OCT-2002 03:48:17	Dark	58.000	2	Alp Car	-0.73600	7000.0	116	3365	No
50	GOM_NL__2PRFIN20021022_035246_000002232010_00305_03365_2725.N1	22-OCT-2002 03:52:46	Dark	223.00	1	9Alp CMa	-1.4400	11000.	446	3365	No
51	GOM_NL__2PRFIN20021022_035933_000000542010_00305_03365_2726.N1	22-OCT-2002 03:59:33	Straylight	54.000	157	The1Eri	2.9060	9300.0	108	3365	No
52	GOM_NL__2PRFIN20021022_040137_000000512010_00305_03365_2727.N1	22-OCT-2002 04:01:37	Straylight	50.500	84	Alp Phe	2.3970	4500.0	101	3365	No
53	GOM_NL__2PRFIN20021022_040350_000002162010_00305_03365_2728.N1	22-OCT-2002 04:03:50	Tw_i_and_stray	216.00	101	11Alp Lep	2.5820	7000.0	432	3365	No
54	GOM_NL__2PRFIN20021022_040843_000001052010_00305_03365_2729.N1	22-OCT-2002 04:08:43	Tw_i_and_stray	105.00	165	34Gam Eri	2.9500	3200.0	210	3365	No
55	GOM_NL__2PRFIN20021022_041740_000000432010_00305_03365_2730.N1	22-OCT-2002 04:17:40	Bright	43.000	140	88Gam Peg	2.8340	26000.	86	3365	No
56	GOM_NL__2PRFIN20021022_041955_000000552010_00305_03365_2731.N1	22-OCT-2002 04:19:55	Bright	54.500	105	6Bet Ari	2.6450	8900.0	109	3365	No
57	GOM_NL__2PRFIN20021022_042204_000000472010_00305_03365_2732.N1	22-OCT-2002 04:22:04	Bright	46.500	93	53Bet Peg	2.5200	3100.0	93	3365	No
58	GOM_NL__2PRFIN20021022_042339_000000492010_00305_03365_2733.N1	22-OCT-2002 04:23:39	Bright	48.500	53	43Bet And	2.0480	3300.0	97	3365	No
59	GOM_NL__2PRFIN20021022_042643_000000522010_00305_03365_2734.N1	22-OCT-2002 04:26:43	Bright	51.500	73	57Gam1And	2.2600	13100.	103	3365	No
60	GOM_NL__2PRFIN20021022_042922_000000472010_00305_03365_2735.N1	22-OCT-2002 04:29:22	Bright	46.500	68	18Alp Cas	2.2250	4500.0	93	3365	No
61	GOM_NL__2PRFIN20021022_043039_000000462010_00305_03365_2736.N1	22-OCT-2002 04:30:39	Bright	46.000	76	27Gam Cas	2.3000	30000.	92	3365	No
62	GOM_NL__2PRFIN20021022_043257_000000442010_00305_03365_2737.N1	22-OCT-2002 04:32:57	Bright	43.500	89	5Alp Cep	2.4510	8000.0	87	3365	No
63	GOM_NL__2PRFIN20021022_043833_000000452010_00305_03365_2738.N1	22-OCT-2002 04:38:33	Bright	45.000	49	1Alp UMi	1.9900	6300.0	90	3365	No
64	GOM_NL__2PRFIN20021022_044155_000000442010_00305_03365_2739.N1	22-OCT-2002 04:41:55	Bright	44.000	60	7Bet UMi	2.0810	3950.0	88	3365	No
65	GOM_NL__2PRFIN20021022_044401_000000972010_00305_03365_2740.N1	22-OCT-2002 04:44:01	Bright	96.500	42	34Bet Aur	1.9000	10200.	193	3365	No
66	GOM_NL__2PRFIN20021022_044755_000000452010_00305_03365_2741.N1	22-OCT-2002 04:47:55	Bright	44.500	32	77Eps UMa	1.7630	11000.	89	3365	No
67	GOM_NL__2PRFIN20021022_045152_000000442010_00305_03365_2742.N1	22-OCT-2002 04:51:52	Bright	44.000	174	52Psi UMa	3.0040	4400.0	88	3365	No
68	GOM_NL__2PRFIN20021022_050019_000001642010_00305_03365_2743.N1	22-OCT-2002 05:00:19	Tw_i_and_stray	164.00	17	78Bet Gem	1.1610	4500.0	328	3365	No
69	GOM_NL__2PRFIN20021022_051031_000000652010_00305_03365_2744.N1	22-OCT-2002 05:10:31	Dark	65.000	48	30Alp Hya	1.9770	4100.0	130	3365	No
70	GOM_NL__2PRFIN20021022_051824_000000472010_00305_03365_2745.N1	22-OCT-2002 05:18:24	Dark	47.000	113	Mu Vel	2.6920	5000.0	94	3365	No
71	GOM_NL__2PRFIN20021022_051953_000000552010_00305_03365_2746.N1	22-OCT-2002 05:19:53	Dark	54.500	65	Lam Vel	2.2040	4400.0	109	3365	No
72	GOM_NL__2PRFIN20021022_052251_000000492010_00306_03366_2724.N1	22-OCT-2002 05:22:51	Dark	48.500	46	Del Vel	1.9540	10600.	97	3366	No
73	GOM_NL__2PRFIN20021022_052854_000000612010_00306_03366_2725.N1	22-OCT-2002 05:28:54	Dark	60.500	2	Alp Car	-0.73600	7000.0	121	3366	No
74	GOM_NL__2PRFIN20021022_053326_000002232010_00306_03366_2726.N1	22-OCT-2002 05:33:26	Dark	223.00	1	9Alp CMa	-1.4400	11000.	446	3366	No
75	GOM_NL__2PRFIN20021022_054007_000000582010_00306_03366_2727.N1	22-OCT-2002 05:40:07	Straylight	58.000	157	The1Eri	2.9060	9300.0	116	3366	No
76	GOM_NL__2PRFIN20021022_054213_000000492010_00306_03366_2728.N1	22-OCT-2002 05:42:13	Straylight	49.000	84	Alp Phe	2.3970	4500.0	98	3366	No
77	GOM_NL__2PRFIN20021022_054427_000002162010_00306_03366_2729.N1	22-OCT-2002 05:44:27	Tw_i_and_stray	216.00	101	11Alp Lep	2.5820	7000.0	432	3366	No
78	GOM_NL__2PRFIN20021022_054919_000001052010_00306_03366_2730.N1	22-OCT-2002 05:49:19	Tw_i_and_stray	105.00	165	34Gam Eri	2.9500	3200.0	210	3366	No
79	GOM_NL__2PRFIN20021022_055816_000000432010_00306_03366_2731.N1	22-OCT-2002 05:58:16	Bright	42.500	140	88Gam Peg	2.8340	26000.	85	3366	No
80	GOM_NL__2PRFIN20021022_060033_000000532010_00306_03366_2732.N1	22-OCT-2002 06:00:33	Bright	52.500	105	6Bet Ari	2.6450	8900.0	105	3366	No
81	GOM_NL__2PRFIN20021022_060240_000000452010_00306_03366_2733.N1	22-OCT-2002 06:02:40	Bright	44.500	93	53Bet Peg	2.5200	3100.0	89	3366	No
82	GOM_NL__2PRFIN20021022_060415_000000462010_00306_03366_2734.N1	22-OCT-2002 06:04:15	Bright	45.500	53	43Bet And	2.0480	3300.0	91	3366	No
83	GOM_NL__2PRFIN20021022_060718_000000522010_00306_03366_2735.N1	22-OCT-2002 06:07:18	Bright	51.500	73	57Gam1And	2.2600	13100.	103	3366	No
84	GOM_NL__2PRFIN20021022_060958_000000472010_00306_03366_2736.N1	22-OCT-2002 06:09:58	Bright	47.000	68	18Alp Cas	2.2250	4500.0	94	3366	No
85	GOM_NL__2PRFIN20021022_061115_000000462010_00306_03366_2737.N1	22-OCT-2002 06:11:15	Bright	45.500	76	27Gam Cas	2.3000	30000.	91	3366	No
86	GOM_NL__2PRFIN20021022_061334_000000442010_00306_03366_2738.N1	22-OCT-2002 06:13:34	Bright	43.500	89	5Alp Cep	2.4510	8000.0	87	3366	No
87	GOM_NL__2PRFIN20021022_061909_000000452010_00306_03366_2739.N1	22-OCT-2002 06:19:09	Bright	45.000	49	1Alp UMi	1.9900	6300.0	90	3366	No
88	GOM_NL__2PRFIN20021022_062231_000000452010_00306_03366_2740.N1	22-OCT-2002 06:22:31	Bright	44.500	60	7Bet UMi	2.0810	3950.0	89	3366	No
89	GOM_NL__2PRFIN20021022_062435_000001342010_00306_03366_2741.N1	22-OCT-2002 06:24:35	Bright	133.50	42	34Bet Aur	1.9000	10200.	267	3366	No
90	GOM_NL__2PRFIN20021022_062831_000000582010_00306_03366_2742.N1	22-OCT-2002 06:28:31	Bright	58.000	32	77Eps UMa	1.7630	11000.	116	3366	No
91	GOM_NL__2PRFIN20021022_063227_000000452010_00306_03366_2743.N1	22-OCT-2002 06:32:27	Bright	44.500	174	52Psi UMa	3.0040	4400.0	89	3366	No
92	GOM_NL__2PRFIN20021022_064056_000001622010_00306_03366_2744.N1	22-OCT-2002 06:40:56	Tw_i_and_stray	161.50	17	78Bet Gem	1.1610	4500.0	323	3366	No
93	GOM_NL__2PRFIN20021022_065107_000000672010_00306_03366_2745.N1	22-OCT-2002 06:51:07	Dark	66.500	48	30Alp Hya	1.9770	4100.0	133	3366	No
94	GOM_NL__2PRFIN20021022_065900_000000482010_00306_03366_2746.N1	22-OCT-2002 06:59:00	Dark	47.500	113	Mu Vel	2.6920	5000.0	95	3366	No
95	GOM_NL__2PRFIN20021022_070029_000000612010_00306_03366_2747.N1	22-OCT-2002 07:00:29	Dark	60.500	65	Lam Vel	2.2040	4400.0	121	3366	No
96	GOM_NL__2PRFIN20021022_070327_000000492010_00307_03367_2816.N1	22-OCT-2002 07:03:27	Dark	49.000	46	Del Vel	1.9540	10600.	98	3367	No
97	GOM_NL__2PRFIN20021022_070930_000000702010_00307_03367_2817.N1	22-OCT-2002 07:09:30	Dark	70.000	2	Alp Car	-0.73600	7000.0	140	3367	No
98	GOM_NL__2PRFIN20021022_071406_000002232010_00307_03367_2818.N1	22-OCT-2002 07:14:06	Dark	223.00	1	9Alp CMa	-1.4400	11000.	446	3367	No
99	GOM_NL__2PRFIN20021022_072045_000000532010_00307_03367_2819.N1	22-OCT-2002 07:20:45	Straylight	53.000	157	The1Eri	2.9060	9300.0	106	3367	No
100	GOM_NL__2PRFIN20021022_072249_000000482010_00307_03367_2820.N1	22-OCT-2002 07:22:49	Straylight	47.500	84	Alp Phe	2.3970	4500.0	95	3367	No
101	GOM_NL__2PRFIN20021022_072504_000002162010_00307_03367_2821.N1	22-OCT-2002 07:25:04	Tw_i_and_stray	216.00	101	11Alp Lep	2.5820	7000.0	432	3367	No

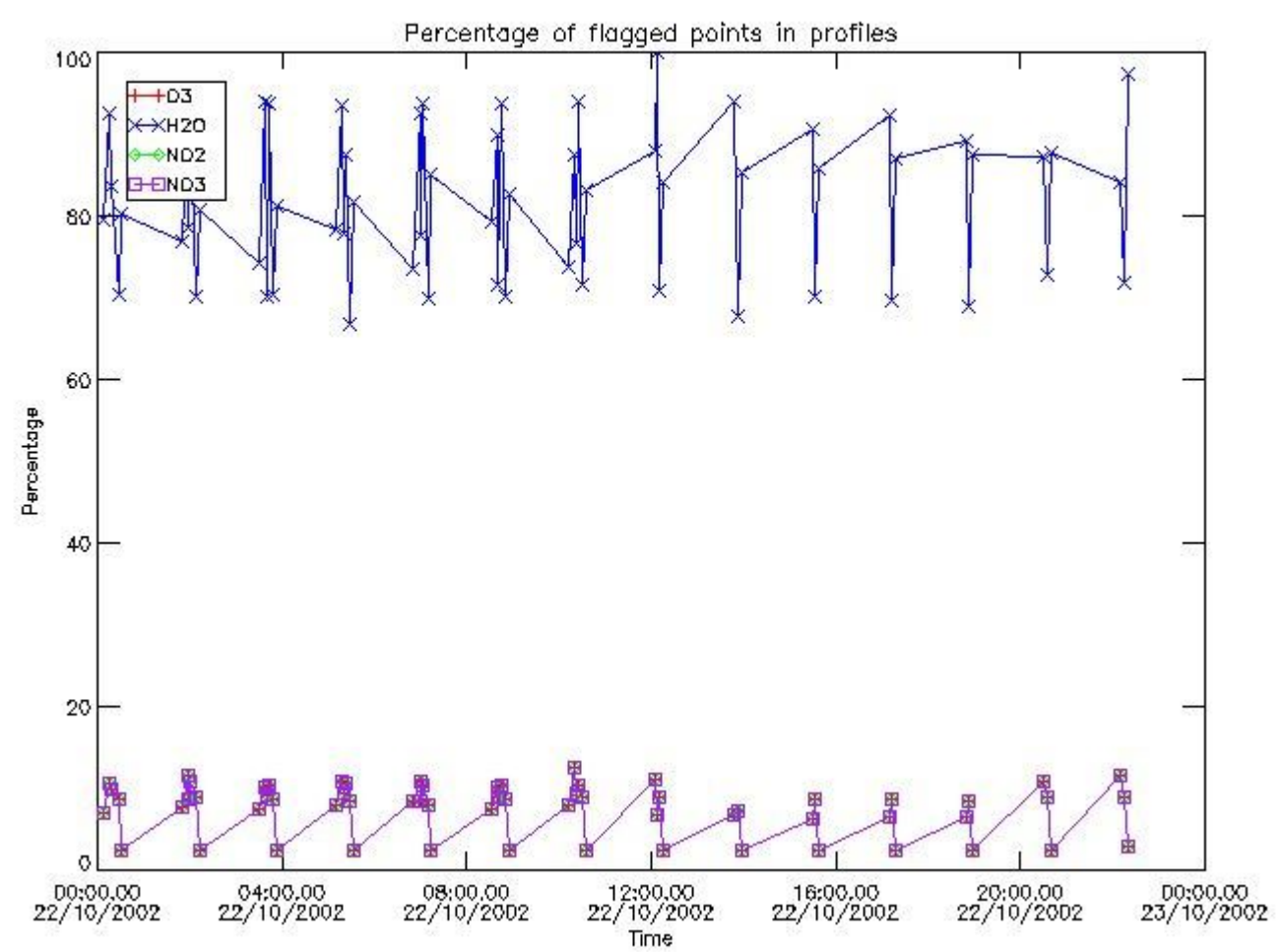
102	GOM_NL__2PRFIN20021022_072955_000001012010_00307_03367_2822.N1	22-OCT-2002 07:29:55	Twilight	101.00	165	34Gam Eri	2.9500	3200.0	202	3367	No
103	GOM_NL__2PRFIN20021022_073852_000000442010_00307_03367_2823.N1	22-OCT-2002 07:38:52	Bright	44.000	140	88Gam Peg	2.8340	26000.	88	3367	No
104	GOM_NL__2PRFIN20021022_074106_000000552010_00307_03367_2824.N1	22-OCT-2002 07:41:06	Bright	54.500	105	6Bet Ari	2.6450	8900.0	109	3367	No
105	GOM_NL__2PRFIN20021022_074317_000000442010_00307_03367_2825.N1	22-OCT-2002 07:43:17	Bright	43.500	93	53Bet Peg	2.5200	3100.0	87	3367	No
106	GOM_NL__2PRFIN20021022_074451_000000462010_00307_03367_2826.N1	22-OCT-2002 07:44:51	Bright	46.000	53	43Bet And	2.0480	3300.0	92	3367	No
107	GOM_NL__2PRFIN20021022_074753_000000552010_00307_03367_2827.N1	22-OCT-2002 07:47:53	Bright	55.000	73	57Gam1And	2.2600	13100.	110	3367	No
108	GOM_NL__2PRFIN20021022_075034_000000482010_00307_03367_2828.N1	22-OCT-2002 07:50:34	Bright	47.500	68	18Alp Cas	2.2250	4500.0	95	3367	No
109	GOM_NL__2PRFIN20021022_075151_000000462010_00307_03367_2829.N1	22-OCT-2002 07:51:51	Bright	46.000	76	27Gam Cas	2.3000	30000.	92	3367	No
110	GOM_NL__2PRFIN20021022_075410_000000452010_00307_03367_2830.N1	22-OCT-2002 07:54:10	Bright	44.500	89	5Alp Cep	2.4510	8000.0	89	3367	No
111	GOM_NL__2PRFIN20021022_075945_000000462010_00307_03367_2831.N1	22-OCT-2002 07:59:45	Bright	45.500	49	1Alp UMi	1.9900	6300.0	91	3367	No
112	GOM_NL__2PRFIN20021022_080307_000000442010_00307_03367_2832.N1	22-OCT-2002 08:03:07	Bright	43.500	60	7Bet UMi	2.0810	3950.0	87	3367	No
113	GOM_NL__2PRFIN20021022_080510_000000962010_00307_03367_2833.N1	22-OCT-2002 08:05:10	Bright	95.500	42	34Bet Aur	1.9000	10200.	191	3367	No
114	GOM_NL__2PRFIN20021022_080907_000000432010_00307_03367_2834.N1	22-OCT-2002 08:09:07	Bright	43.000	32	77Eps UMa	1.7630	11000.	86	3367	No
115	GOM_NL__2PRFIN20021022_081304_000000462010_00307_03367_2835.N1	22-OCT-2002 08:13:04	Bright	45.500	174	52Psi UMa	3.0040	4400.0	91	3367	No
116	GOM_NL__2PRFIN20021022_082133_000001672010_00307_03367_2836.N1	22-OCT-2002 08:21:33	Twilight	167.00	17	78Bet Gem	1.1610	4500.0	334	3367	No
117	GOM_NL__2PRFIN20021022_083144_000000682010_00307_03367_2837.N1	22-OCT-2002 08:31:44	Dark	68.000	48	30Alp Hya	1.9770	4100.0	136	3367	No
118	GOM_NL__2PRFIN20021022_083936_000000502010_00307_03367_2838.N1	22-OCT-2002 08:39:36	Dark	50.000	113	Mu Vel	2.6920	5000.0	100	3367	No
119	GOM_NL__2PRFIN20021022_084106_000000572010_00307_03367_2839.N1	22-OCT-2002 08:41:06	Dark	56.500	65	Lam Vel	2.2040	4400.0	113	3367	No
120	GOM_NL__2PRFIN20021022_084403_000000492010_00308_03368_2723.N1	22-OCT-2002 08:44:03	Dark	49.000	46	Del Vel	1.9540	10600.	98	3368	No
121	GOM_NL__2PRFIN20021022_085006_000000592010_00308_03368_2724.N1	22-OCT-2002 08:50:06	Dark	59.000	2	Alp Car	-0.73600	7000.0	118	3368	No
122	GOM_NL__2PRFIN20021022_085445_000002232010_00308_03368_2725.N1	22-OCT-2002 08:54:45	Dark	223.00	1	9Alp CMa	-1.4400	11000.	446	3368	No
123	GOM_NL__2PRFIN20021022_090122_000000562010_00308_03368_2726.N1	22-OCT-2002 09:01:22	Straylight	56.000	157	The1Eri	2.9060	9300.0	112	3368	No
124	GOM_NL__2PRFIN20021022_090325_000000502010_00308_03368_2727.N1	22-OCT-2002 09:03:25	Straylight	50.000	84	Alp Phe	2.3970	4500.0	100	3368	No
125	GOM_NL__2PRFIN20021022_090541_000002162010_00308_03368_2728.N1	22-OCT-2002 09:05:41	Twilight	216.00	101	11Alp Lep	2.5820	7000.0	432	3368	No
126	GOM_NL__2PRFIN20021022_091031_000000992010_00308_03368_2729.N1	22-OCT-2002 09:10:31	Twilight	98.500	165	34Gam Eri	2.9500	3200.0	197	3368	No
127	GOM_NL__2PRFIN20021022_091928_000000442010_00308_03368_2730.N1	22-OCT-2002 09:19:28	Bright	43.500	140	88Gam Peg	2.8340	26000.	87	3368	No
128	GOM_NL__2PRFIN20021022_092144_000000532010_00308_03368_2731.N1	22-OCT-2002 09:21:44	Bright	53.000	105	6Bet Ari	2.6450	8900.0	106	3368	No
129	GOM_NL__2PRFIN20021022_092353_000000452010_00308_03368_2732.N1	22-OCT-2002 09:23:53	Bright	44.500	93	53Bet Peg	2.5200	3100.0	89	3368	No
130	GOM_NL__2PRFIN20021022_092527_000000472010_00308_03368_2733.N1	22-OCT-2002 09:25:27	Bright	47.000	53	43Bet And	2.0480	3300.0	94	3368	No
131	GOM_NL__2PRFIN20021022_092829_000000532010_00308_03368_2734.N1	22-OCT-2002 09:28:29	Bright	52.500	73	57Gam1And	2.2600	13100.	105	3368	No
132	GOM_NL__2PRFIN20021022_093110_000000452010_00308_03368_2735.N1	22-OCT-2002 09:31:10	Bright	45.000	68	18Alp Cas	2.2250	4500.0	90	3368	No
133	GOM_NL__2PRFIN20021022_093227_000000472010_00308_03368_2736.N1	22-OCT-2002 09:32:27	Bright	47.000	76	27Gam Cas	2.3000	30000.	94	3368	No
134	GOM_NL__2PRFIN20021022_093446_000000452010_00308_03368_2737.N1	22-OCT-2002 09:34:46	Bright	44.500	89	5Alp Cep	2.4510	8000.0	89	3368	No
135	GOM_NL__2PRFIN20021022_094021_000000422010_00308_03368_2738.N1	22-OCT-2002 09:40:21	Bright	41.500	49	1Alp UMi	1.9900	6300.0	83	3368	No
136	GOM_NL__2PRFIN20021022_094343_000000452010_00308_03368_2739.N1	22-OCT-2002 09:43:43	Bright	44.500	60	7Bet UMi	2.0810	3950.0	89	3368	No
137	GOM_NL__2PRFIN20021022_094544_000000952010_00308_03368_2740.N1	22-OCT-2002 09:45:44	Bright	94.500	42	34Bet Aur	1.9000	10200.	189	3368	No
138	GOM_NL__2PRFIN20021022_094943_000000442010_00308_03368_2741.N1	22-OCT-2002 09:49:43	Bright	43.500	32	77Eps UMa	1.7630	11000.	87	3368	No
139	GOM_NL__2PRFIN20021022_095340_000000442010_00308_03368_2742.N1	22-OCT-2002 09:53:40	Bright	44.000	174	52Psi UMa	3.0040	4400.0	88	3368	No
140	GOM_NL__2PRFIN20021022_100210_000001692010_00308_03368_2743.N1	22-OCT-2002 10:02:10	Twilight	169.00	17	78Bet Gem	1.1610	4500.0	338	3368	No
141	GOM_NL__2PRFIN20021022_101221_000000712010_00308_03368_2744.N1	22-OCT-2002 10:12:21	Dark	71.000	48	30Alp Hya	1.9770	4100.0	142	3368	No
142	GOM_NL__2PRFIN20021022_102012_000000452010_00308_03368_2745.N1	22-OCT-2002 10:20:12	Dark	44.500	113	Mu Vel	2.6920	5000.0	89	3368	No
143	GOM_NL__2PRFIN20021022_102143_000000562010_00308_03368_2746.N1	22-OCT-2002 10:21:43	Dark	56.000	65	Lam Vel	2.2040	4400.0	112	3368	No
144	GOM_NL__2PRFIN20021022_102439_000000502010_00309_03369_9186.N1	22-OCT-2002 10:24:39	Dark	49.500	46	Del Vel	1.9540	10600.	99	3369	No
145	GOM_NL__2PRFIN20021022_103044_000000572010_00309_03369_9187.N1	22-OCT-2002 10:30:44	Dark	56.500	2	Alp Car	-0.73600	7000.0	113	3369	No
146	GOM_NL__2PRFIN20021022_103526_000002232010_00309_03369_9188.N1	22-OCT-2002 10:35:26	Dark	223.00	1	9Alp CMa	-1.4400	11000.	446	3369	No
147	GOM_NL__2PRFIN20021022_104159_000000542010_00309_03369_9189.N1	22-OCT-2002 10:41:59	Straylight	53.500	157	The1Eri	2.9060	9300.0	107	3369	No
148	GOM_NL__2PRFIN20021022_104401_000000452010_00309_03369_9190.N1	22-OCT-2002 10:44:01	Straylight	45.000	84	Alp Phe	2.3970	4500.0	90	3369	No
149	GOM_NL__2PRFIN20021022_104618_000002162010_00309_03369_9191.N1	22-OCT-2002 10:46:18	Twilight	216.00	101	11Alp Lep	2.5820	7000.0	432	3369	No
150	GOM_NL__2PRFIN20021022_105107_000001022010_00309_03369_9192.N1	22-OCT-2002 10:51:07	Twilight	101.50	165	34Gam Eri	2.9500	3200.0	203	3369	No
151	GOM_NL__2PRFIN20021022_120516_000000502010_00310_03370_9206.N1	22-OCT-2002 12:05:16	Dark	50.000	46	Del Vel	1.9540	10600.	100	3370	No
152	GOM_NL__2PRFIN20021022_120736_000000762010_00310_03370_9207.N1	22-OCT-2002 12:07:36	Dark	75.500	88	31Eta CMa	2.4480	20000.	151	3370	No
153	GOM_NL__2PRFIN20021022_121121_000000572010_00310_03370_9208.N1	22-OCT-2002 12:11:21	Dark	57.000	2	Alp Car	-0.73600	7000.0	114	3370	No
154	GOM_NL__2PRFIN20021022_121605_000002232010_00310_03370_9209.N1	22-OCT-2002 12:16:05	Dark	223.00	1	9Alp CMa	-1.4400	11000.	446	3370	No
155	GOM_NL__2PRFIN20021022_122236_000000532010_00310_03370_9210.N1	22-OCT-2002 12:22:36	Straylight	53.000	157	The1Eri	2.9060	9300.0	106	3370	No
156	GOM_NL__2PRFIN20021022_122437_000000522010_00310_03370_9211.N1	22-OCT-2002 12:24:37	Straylight	52.000	84	Alp Phe	2.3970	4500.0	104	3370	No
157	GOM_NL__2PRFIN20021022_123110_000000532010_00310_03370_9212.N1	22-OCT-2002 12:31:10	Straylight	53.000	52	16Bet Cet	2.0370	4500.0	106	3370	No
158	GOM_NL__2PRFIN20021022_134814_000000752010_00311_03371_9206.N1	22-OCT-2002 13:48:14	Dark	74.500	88	31Eta CMa	2.4480	20000.	149	3371	No
159	GOM_NL__2PRFIN20021022_135158_000000702010_00311_03371_9207.N1	22-OCT-2002 13:51:58	Dark	70.000	2	Alp Car	-0.73600	7000.0	140	3371	No
160	GOM_NL__2PRFIN20021022_135645_000002232010_00311_03371_9208.N1	22-OCT-2002 13:56:45	Dark	223.00	1	9Alp CMa	-1.4400	11000.	446	3371	No

161	GOM_NL__2PRFIN20021022_140313_000000522010_00311_03371_9209.N1	22-OCT-2002 14:03:13	Straylight	51.500	157	The1Eri	2.9060	9300.0	103	3371	No
162	GOM_NL__2PRFIN20021022_140514_000000482010_00311_03371_9210.N1	22-OCT-2002 14:05:14	Straylight	47.500	84	Alp Phe	2.3970	4500.0	95	3371	No
163	GOM_NL__2PRFIN20021022_152850_000000812010_00312_03372_9206.N1	22-OCT-2002 15:28:50	Dark	80.500	88	31Eta CMa	2.4480	20000.	161	3372	No
164	GOM_NL__2PRFIN20021022_153233_000000592010_00312_03372_9207.N1	22-OCT-2002 15:32:33	Dark	59.000	2	Alp Car	-0.73600	7000.0	118	3372	No
165	GOM_NL__2PRFIN20021022_153725_000002232010_00312_03372_9208.N1	22-OCT-2002 15:37:25	Dark	223.00	1	9Alp CMa	-1.4400	11000.	446	3372	No
166	GOM_NL__2PRFIN20021022_154349_000000512010_00312_03372_9209.N1	22-OCT-2002 15:43:49	Straylight	51.000	157	The1Eri	2.9060	9300.0	102	3372	No
167	GOM_NL__2PRFIN20021022_154550_000000482010_00312_03372_9210.N1	22-OCT-2002 15:45:50	Straylight	48.000	84	Alp Phe	2.3970	4500.0	96	3372	No
168	GOM_NL__2PRFIN20021022_170928_000000792010_00313_03373_9206.N1	22-OCT-2002 17:09:28	Dark	78.500	88	31Eta CMa	2.4480	20000.	157	3373	No
169	GOM_NL__2PRFIN20021022_171311_000000602010_00313_03373_9207.N1	22-OCT-2002 17:13:11	Dark	59.500	2	Alp Car	-0.73600	7000.0	119	3373	No
170	GOM_NL__2PRFIN20021022_171805_000002232010_00313_03373_9208.N1	22-OCT-2002 17:18:05	Dark	223.00	1	9Alp CMa	-1.4400	11000.	446	3373	No
171	GOM_NL__2PRFIN20021022_172425_000000522010_00313_03373_9209.N1	22-OCT-2002 17:24:25	Straylight	52.000	157	The1Eri	2.9060	9300.0	104	3373	No
172	GOM_NL__2PRFIN20021022_172626_000000472010_00313_03373_9210.N1	22-OCT-2002 17:26:26	Straylight	47.000	84	Alp Phe	2.3970	4500.0	94	3373	No
173	GOM_NL__2PRFIN20021022_185006_000000802010_00314_03374_9206.N1	22-OCT-2002 18:50:06	Dark	79.500	88	31Eta CMa	2.4480	20000.	159	3374	No
174	GOM_NL__2PRFIN20021022_185348_000000602010_00314_03374_9207.N1	22-OCT-2002 18:53:48	Dark	60.000	2	Alp Car	-0.73600	7000.0	120	3374	No
175	GOM_NL__2PRFIN20021022_185845_000002232010_00314_03374_9208.N1	22-OCT-2002 18:58:45	Dark	223.00	1	9Alp CMa	-1.4400	11000.	446	3374	No
176	GOM_NL__2PRFIN20021022_190502_000000512010_00314_03374_9209.N1	22-OCT-2002 19:05:02	Straylight	51.000	157	The1Eri	2.9060	9300.0	102	3374	No
177	GOM_NL__2PRFIN20021022_190702_000000462010_00314_03374_9210.N1	22-OCT-2002 19:07:02	Straylight	46.000	84	Alp Phe	2.3970	4500.0	92	3374	No
178	GOM_NL__2PRFIN20021022_203016_000000482010_00315_03375_9206.N1	22-OCT-2002 20:30:16	Dark	47.500	29	Bet Car	1.6720	10200.	95	3375	No
179	GOM_NL__2PRFIN20021022_203424_000000582010_00315_03375_9207.N1	22-OCT-2002 20:34:24	Dark	57.500	2	Alp Car	-0.73600	7000.0	115	3375	No
180	GOM_NL__2PRFIN20021022_203925_000002232010_00315_03375_9208.N1	22-OCT-2002 20:39:25	Dark	223.00	1	9Alp CMa	-1.4400	11000.	446	3375	No
181	GOM_NL__2PRFIN20021022_204537_000000532010_00315_03375_9209.N1	22-OCT-2002 20:45:37	Straylight	53.000	157	The1Eri	2.9060	9300.0	106	3375	No
182	GOM_NL__2PRFIN20021022_221053_000000452010_00316_03376_2738.N1	22-OCT-2002 22:10:53	Dark	44.500	29	Bet Car	1.6720	10200.	89	3376	No
183	GOM_NL__2PRFIN20021022_221501_000000572010_00316_03376_2739.N1	22-OCT-2002 22:15:01	Dark	57.000	2	Alp Car	-0.73600	7000.0	114	3376	No
184	GOM_NL__2PRFIN20021022_222005_000002042010_00316_03376_2740.N1	22-OCT-2002 22:20:05	Dark	204.00	1	9Alp CMa	-1.4400	11000.	408	3376	No

### 3. Quality information per product

In this section it is plotted some information contained in the Quality Summary data set of the level 2 products. Only products in dark limb conditions and without errors (error flag in the MPH set to "0") are used.

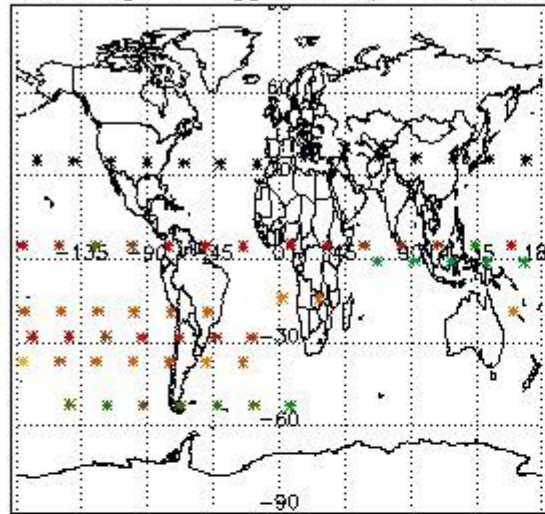
#### 3.1 Plot quality information per product (time dependant)



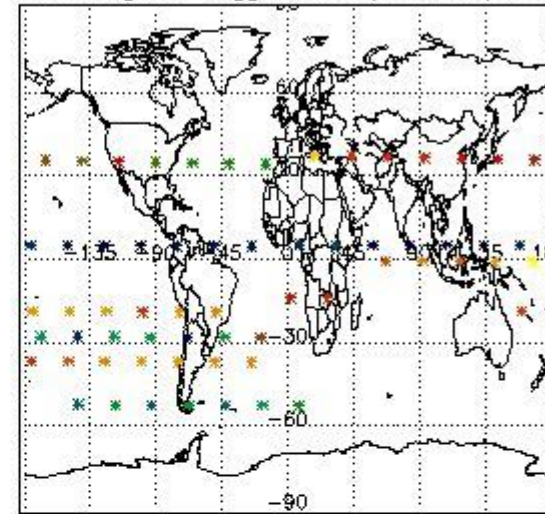
3.2 Plot quality information per product (world map)



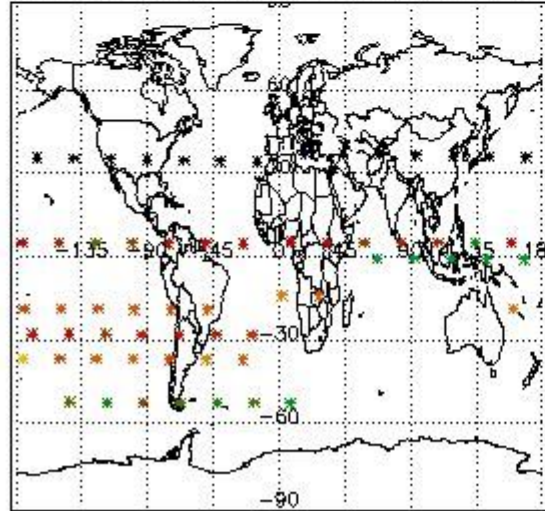
Percentage of flagged data per O3 profile



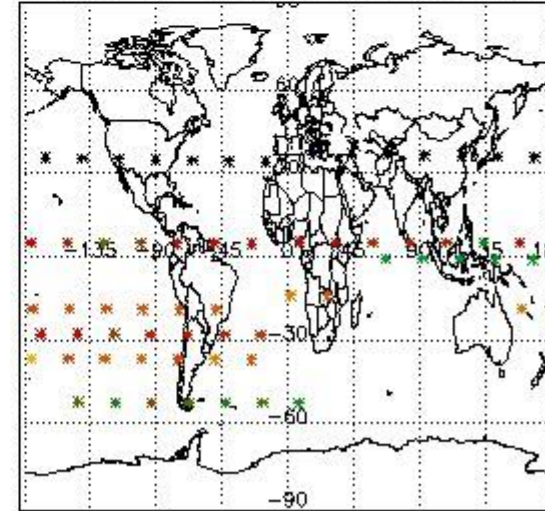
Percentage of flagged data per H2O profile



Percentage of flagged data per NO2 profile



Percentage of flagged data per NO3 profile

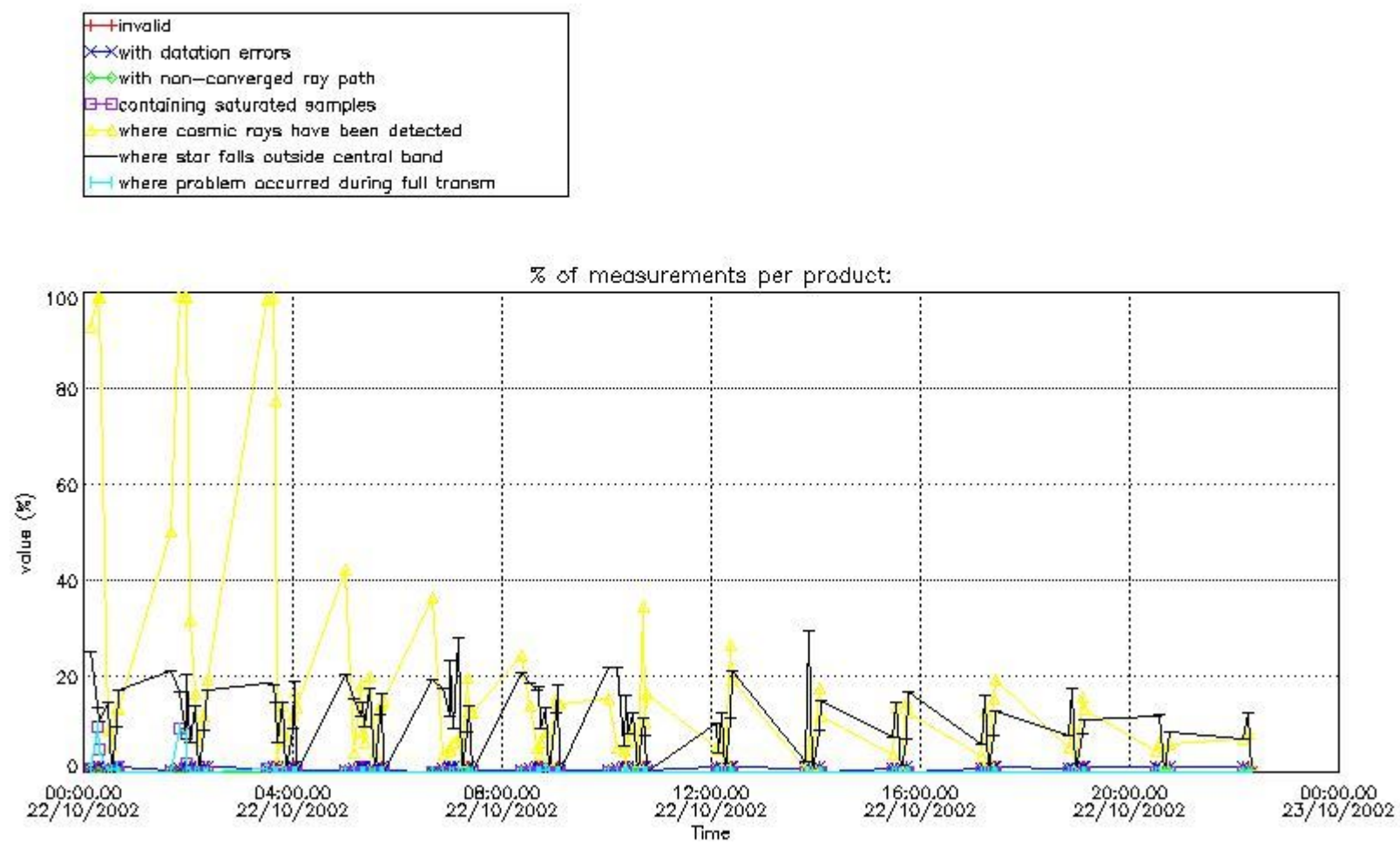


#### 4. Level 1 quality information per product

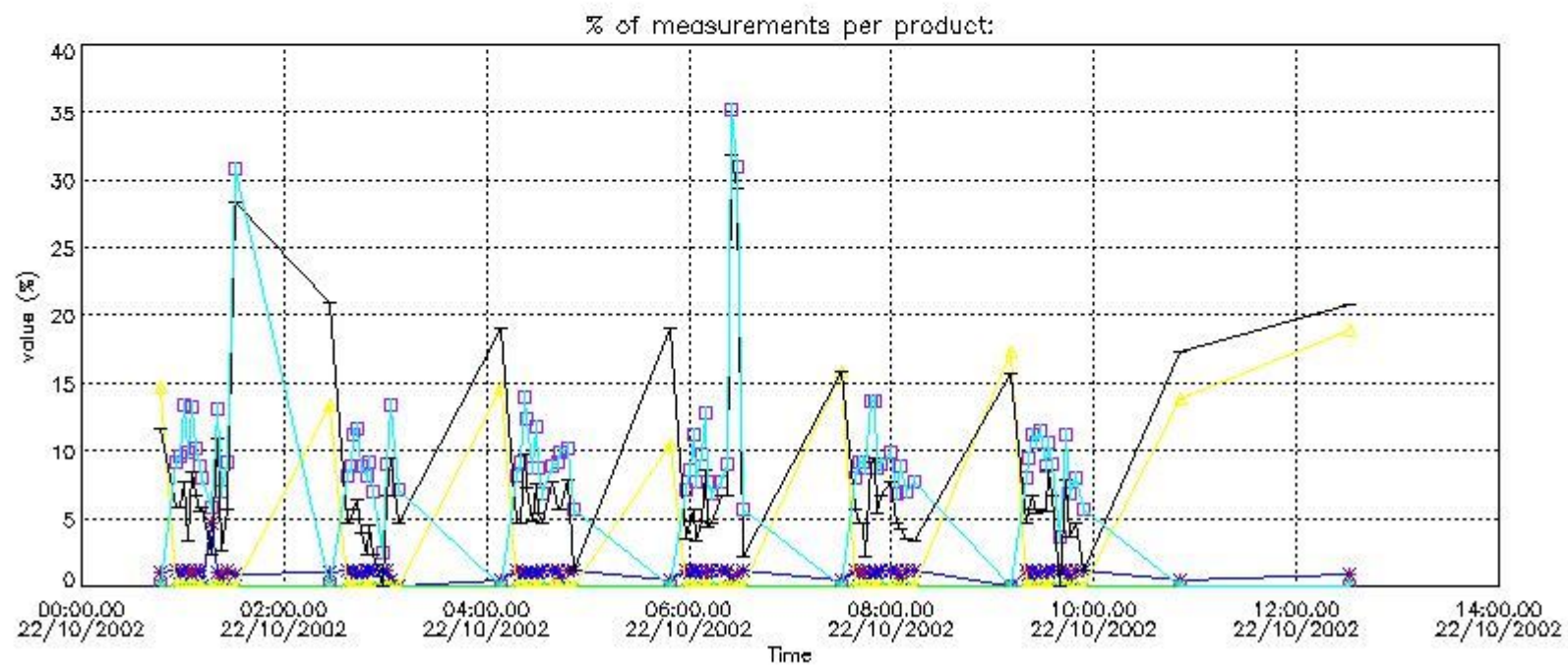
In this section it is plotted some information contained in the Quality Summary data set of the level 2 products that comes from the level 1b processing. Products without errors (error flag in the MPH set to "0") are used.

##### 4.1 Plot quality information per product (time dependant) coming from level 1b processing

###### 4.1.1 Plot level 1 quality information per product (time dependant): ENVISAT ASCENDING passes



4.1.2 Plot level 1 quality information per product (time dependant): ENVI SAT DESCENDING passes

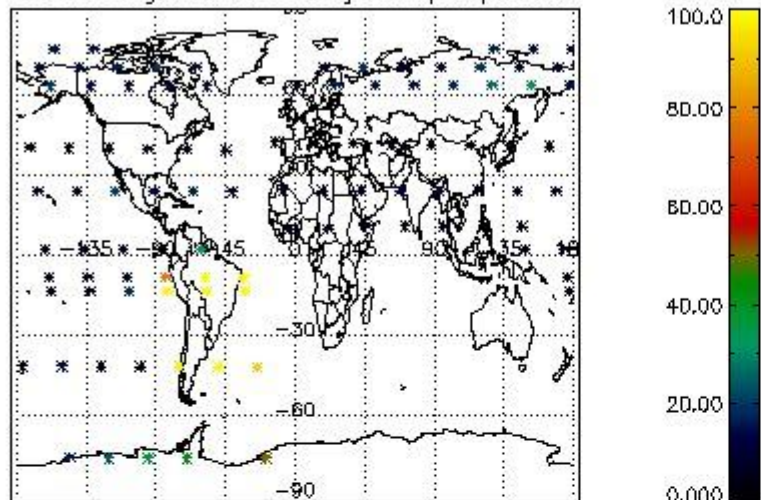


4.2 Plot quality information per product coming from level 1b processing (world map)

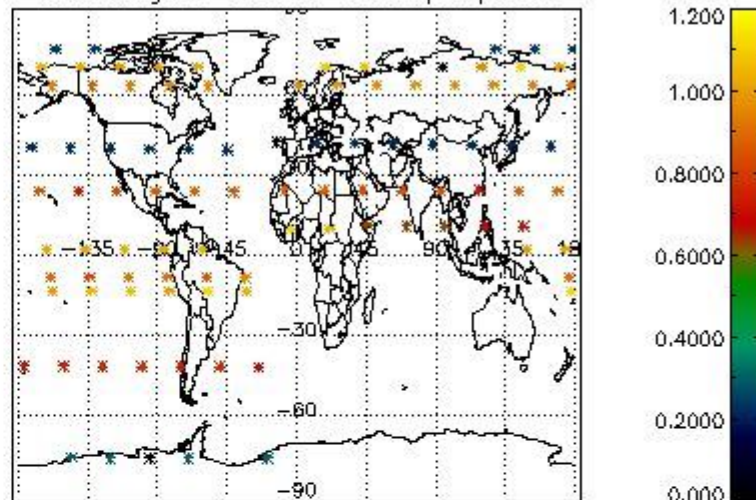
4.2.1 Plot level 1 quality information per product (world map): ENVISAT ASCENDING passes



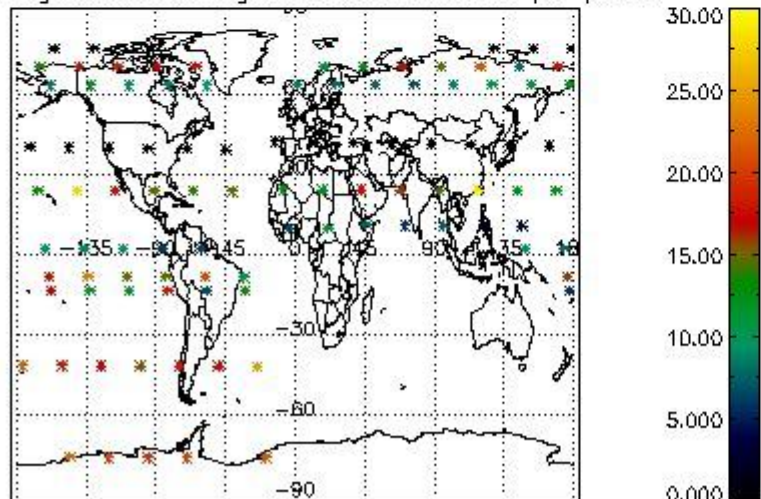
Percentage of cosmic ray hits per profile



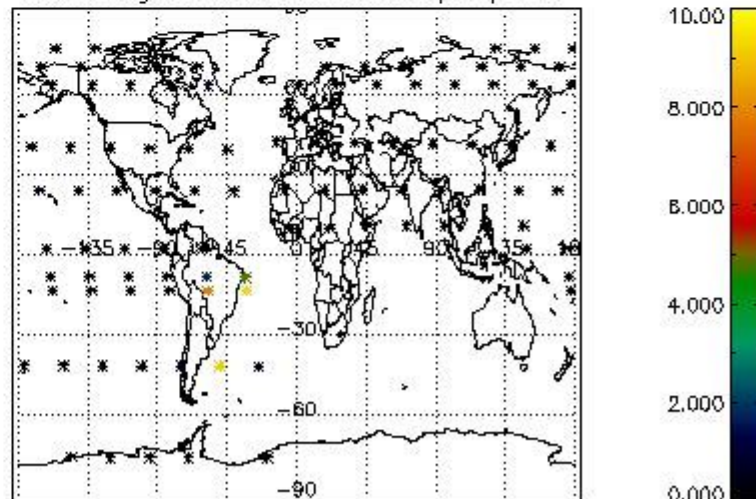
Percentage of datation errors per profile



Percentage of star falling outside central band per profile

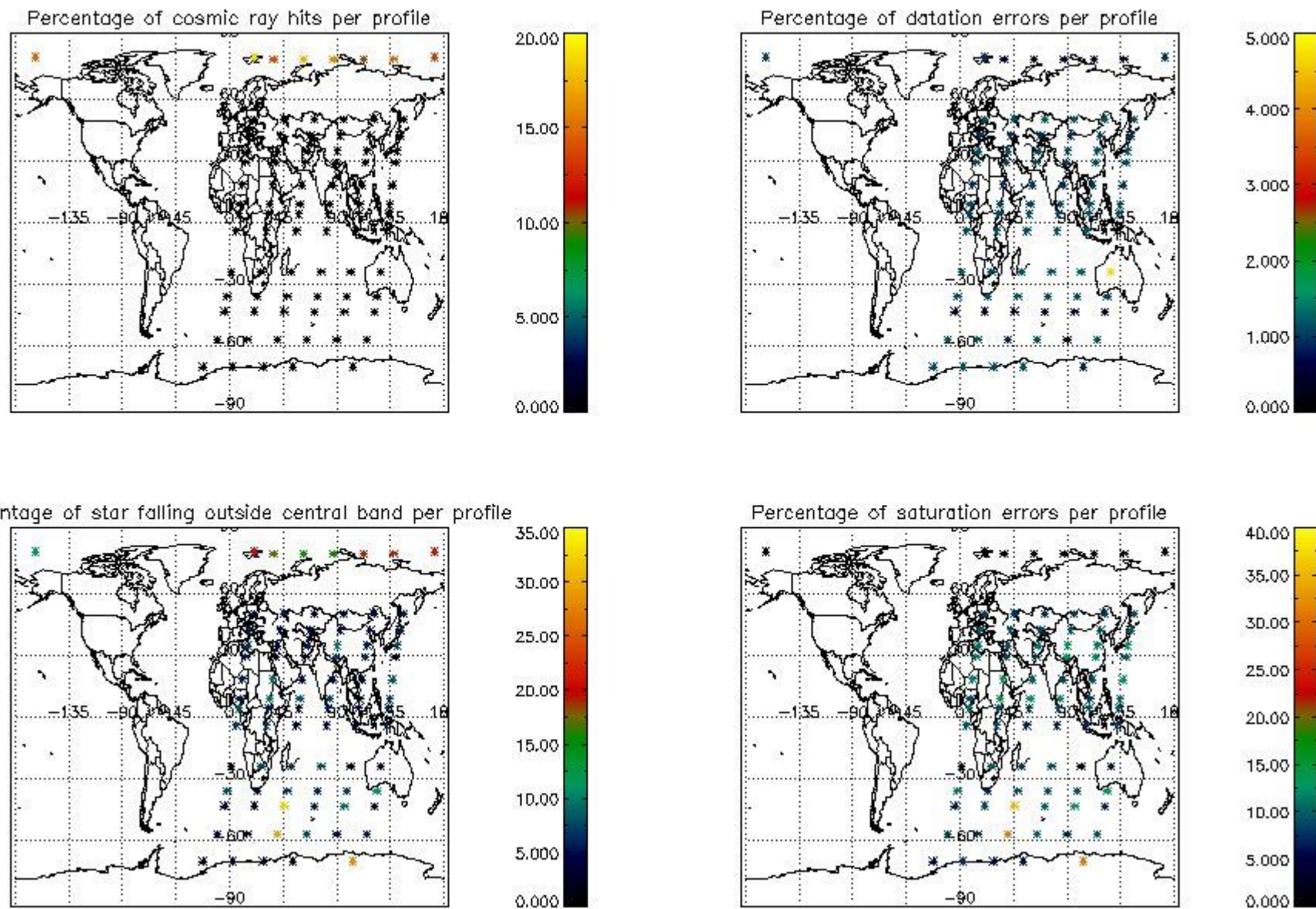


Percentage of saturation errors per profile



4.2.2 Plot level 1 quality information per product (world map): ENVISAT DESCENDING passes





## 5. Trace gas profiles

### 5.1 Ozone statistics based on quality of products

The final quality of the products can be "measured" using the STD (Standard Deviation) attached to every point profile. This information is written to the parameter GOM\_NL\_\_2P/NL\_LOCAL\_SPECIES\_DENSITY/o3\_std of the level 2 products. The table below shows the statistics for given STD ranges.

The statistics are given with respect to the overall valid production:

- Products without fatal errors: GOM\_NL\_\_2P/MPH/PRODUCT\_ERR=0
- Valid point profile: GOM\_NL\_\_2P/NL\_LOCAL\_SPECIES\_DENSITY/pcd(0)=0

The 'Criteria' is applied to valid points of dark limb products:

- Products in dark limb illumination condition: GOM\_NL\_\_2P/NL\_SUMMARY\_QUALITY/obs\_ill\_cond=0
- Products without fatal errors: GOM\_NL\_\_2P/MPH/PRODUCT\_ERR=0
- Valid point profile: GOM\_NL\_\_2P/NL\_LOCAL\_SPECIES\_DENSITY/pcd(0)=0

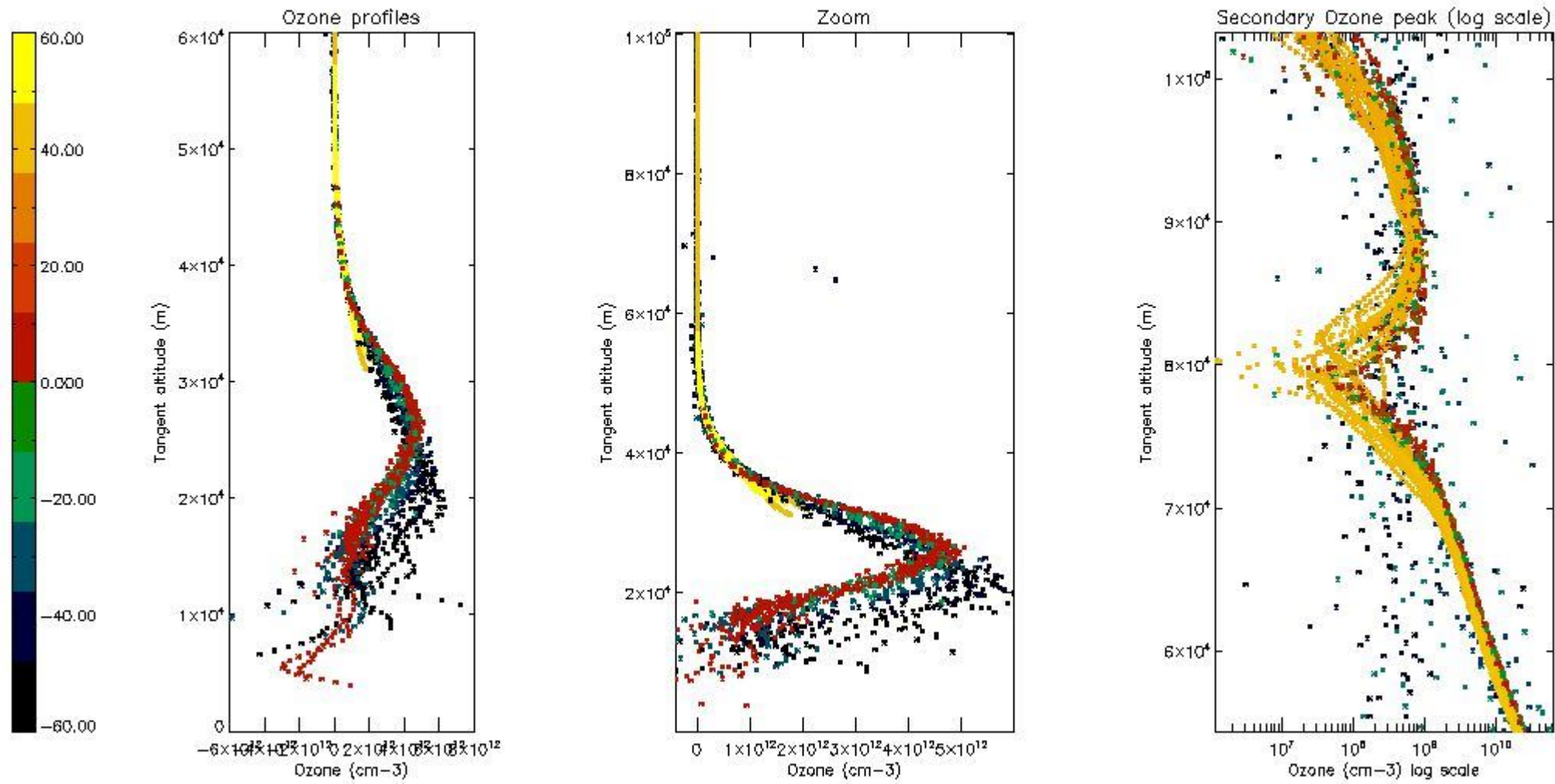
So, the table below shows the percentage of dark limb and valid observations for each criteria with respect to the overall valid daily observations.

Criteria	% of total production
All STD	45
STD < 20	26

STD < 10	24
STD < 5	21

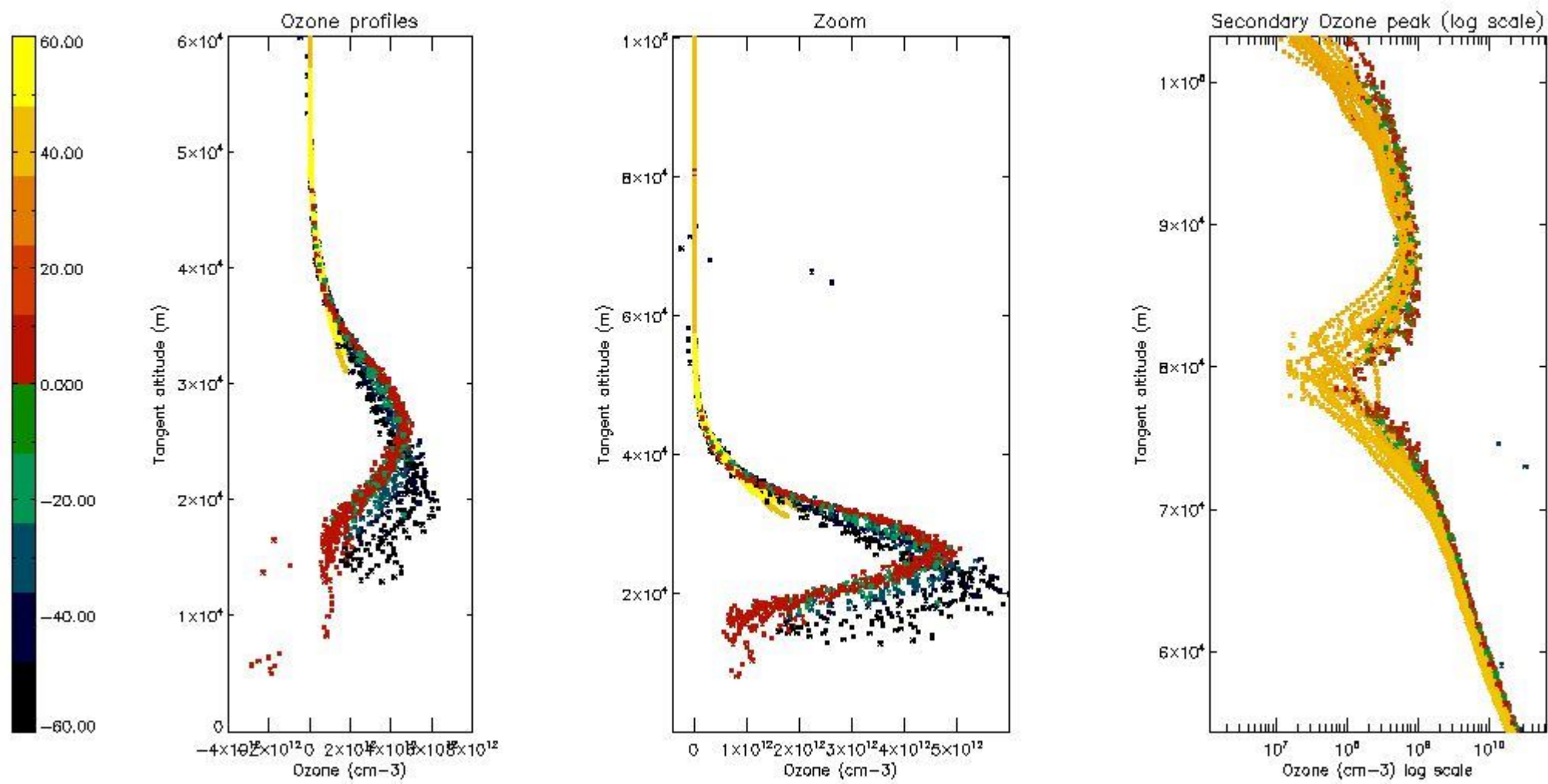
5.2 Plot ozone profiles for all STD (dark without errors)

The colorbar represents the latitude.



5.3 Plot ozone profiles where STD < 20% (dark without errors)

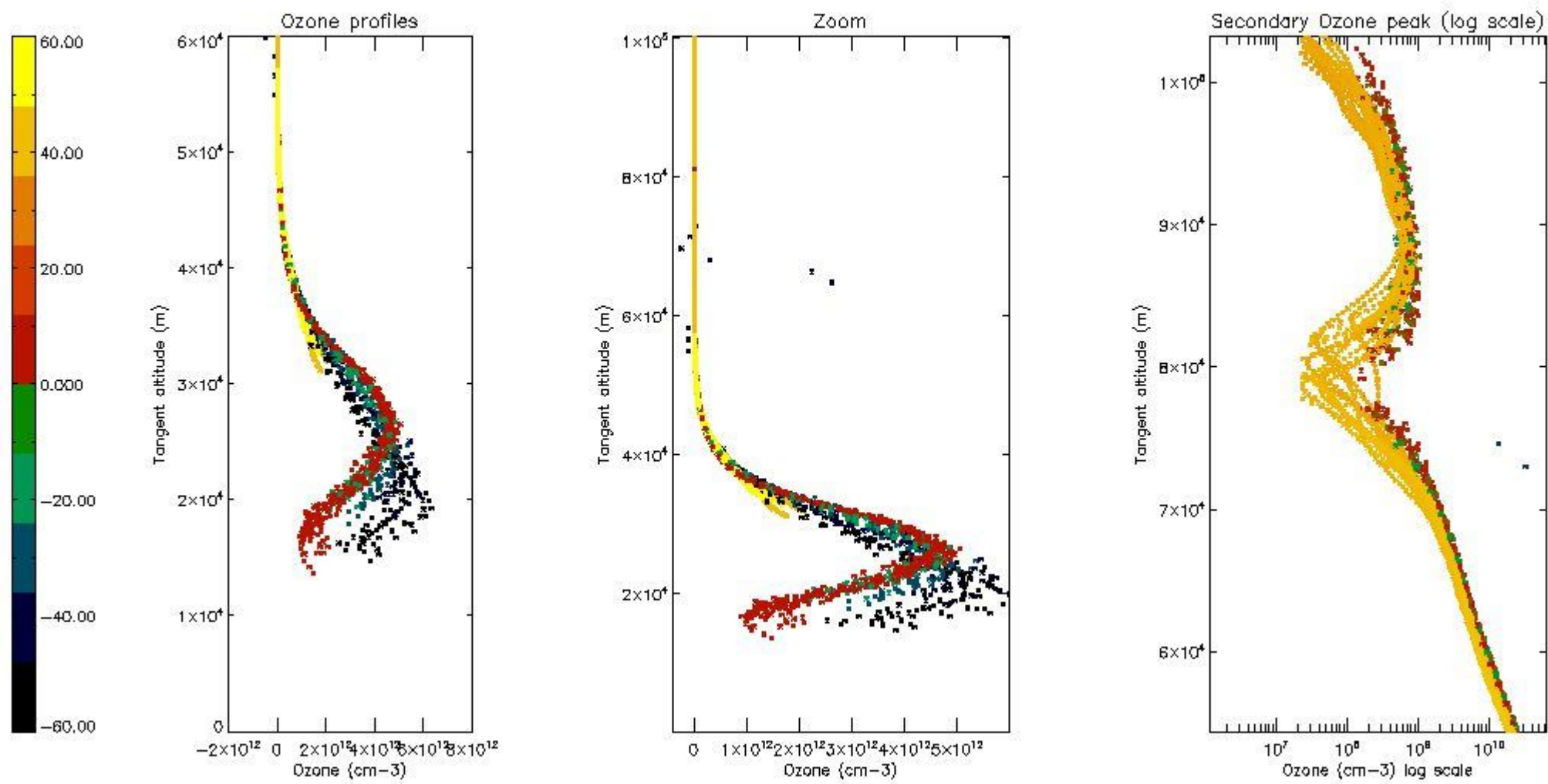
The colorbar represents the latitude.



*5.4 Plot ozone profiles where STD < 10% (dark without errors)*

The colorbar represents the latitude.

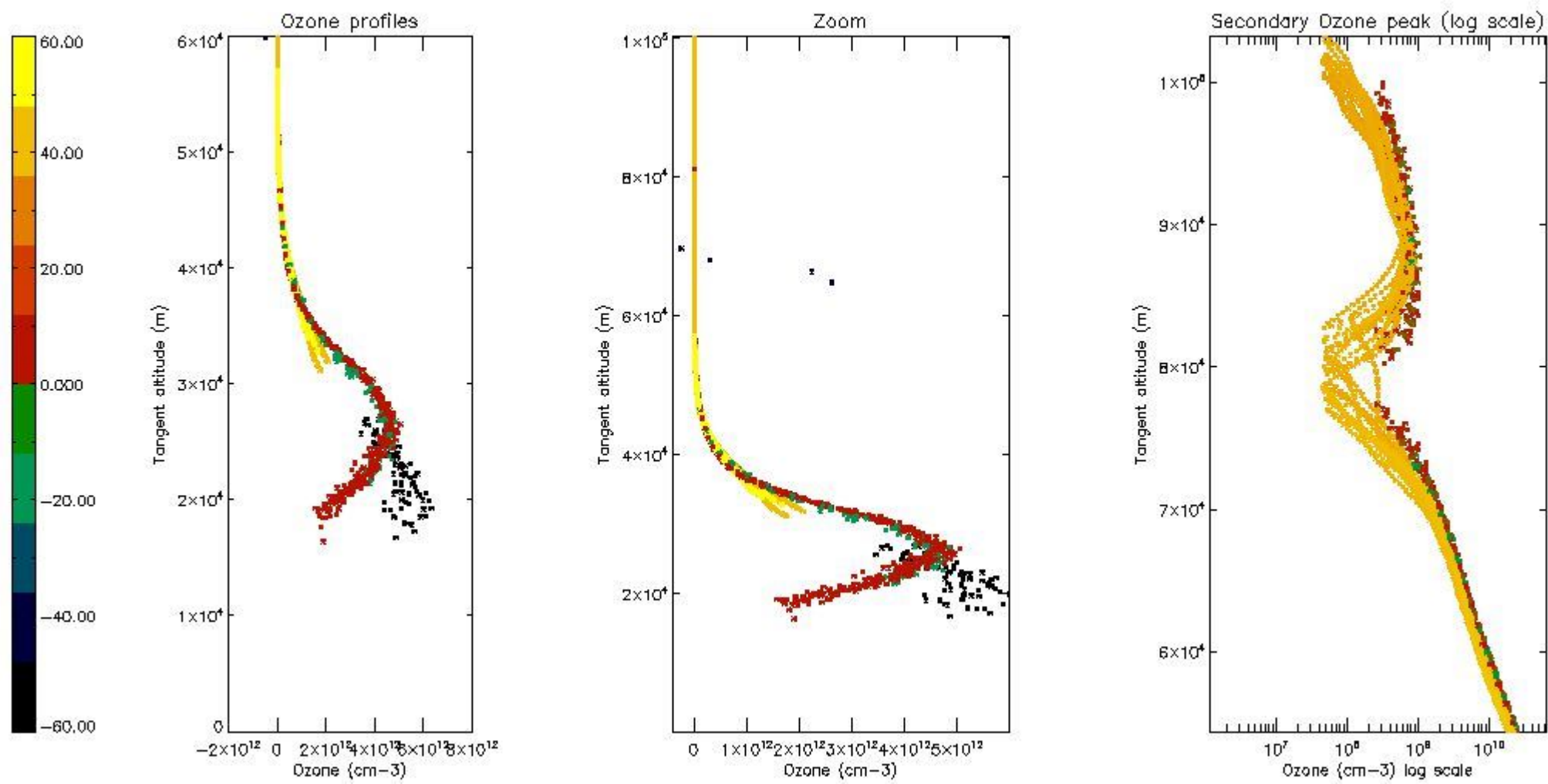




*5.5 Plot ozone profiles where STD < 5% (dark without errors)*

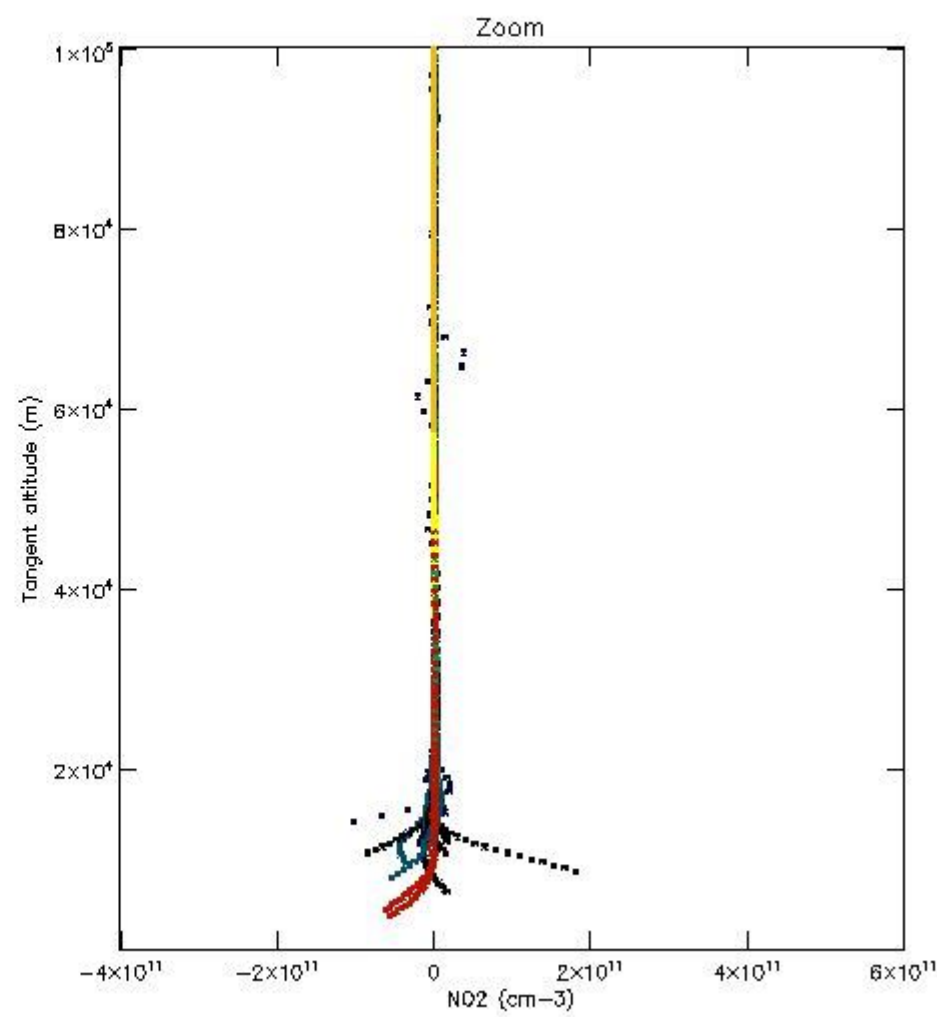
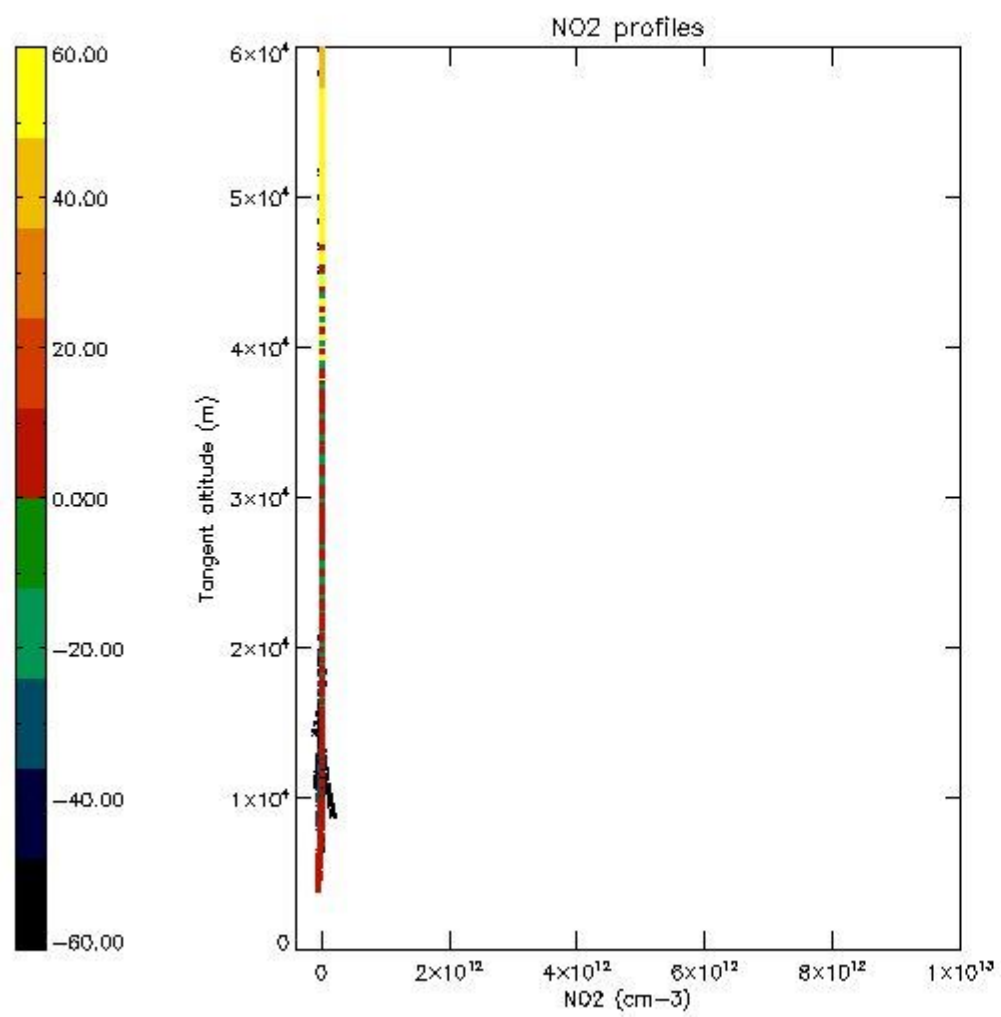
The colorbar represents the latitude.





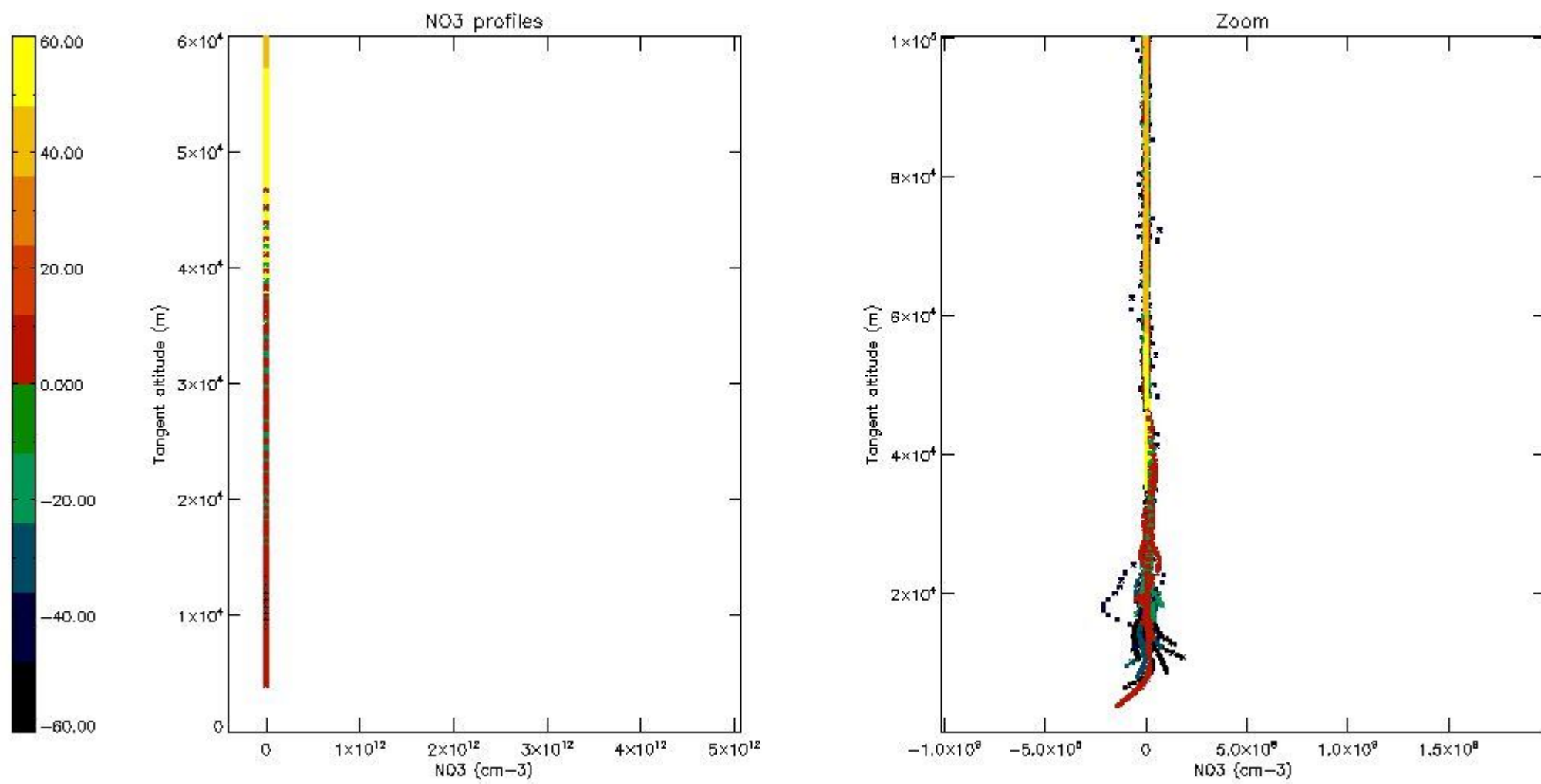
*5.6 Plot NO<sub>2</sub> profiles for all STD (dark without errors)*

The colorbar represents the latitude.



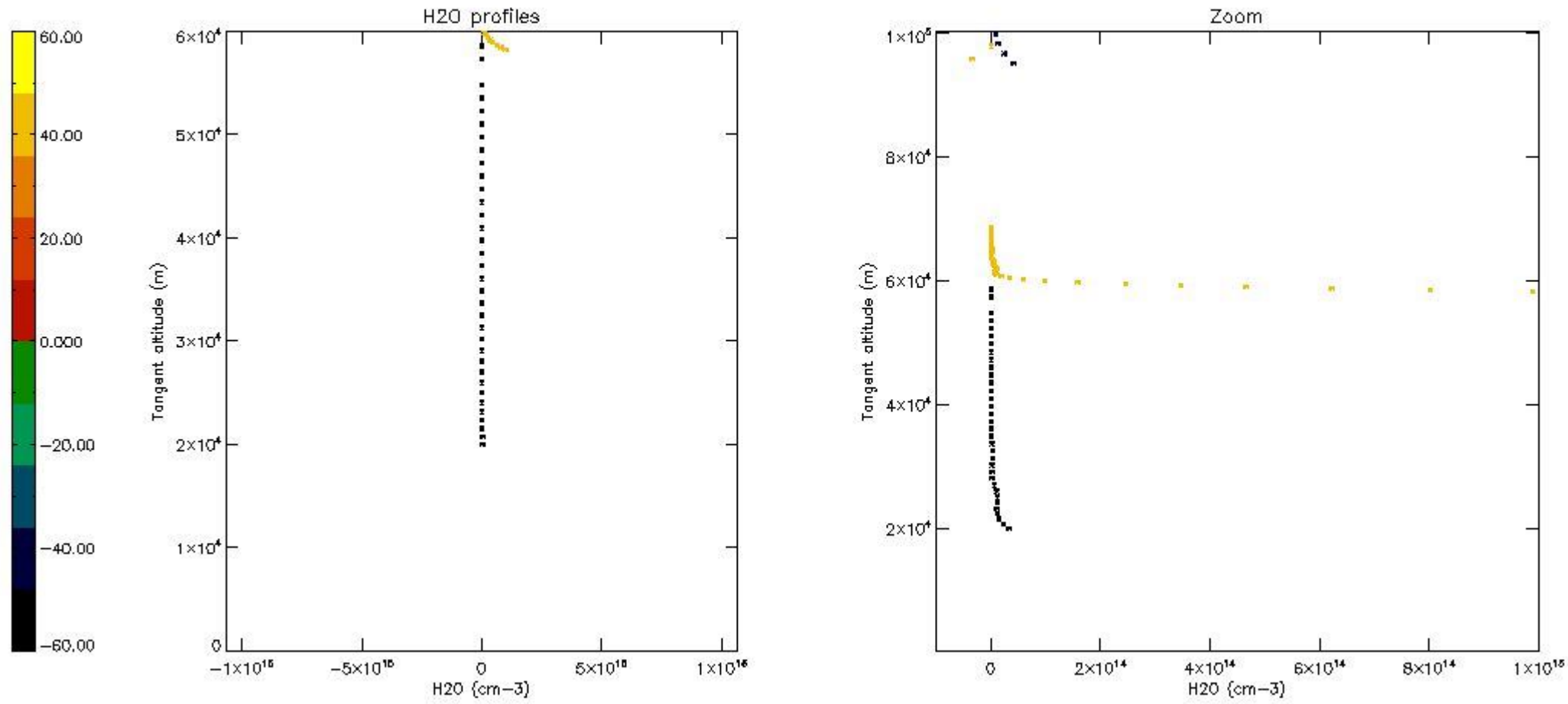
*5.7 Plot NO3 profiles for all STD (dark without errors)*

The colorbar represents the latitude.



*5.8 Plot H2O profiles for all STD (only for occultations of stars 1,2,3,4,13,14,16,26,63 dark without errors)*

The colorbar represents the latitude.

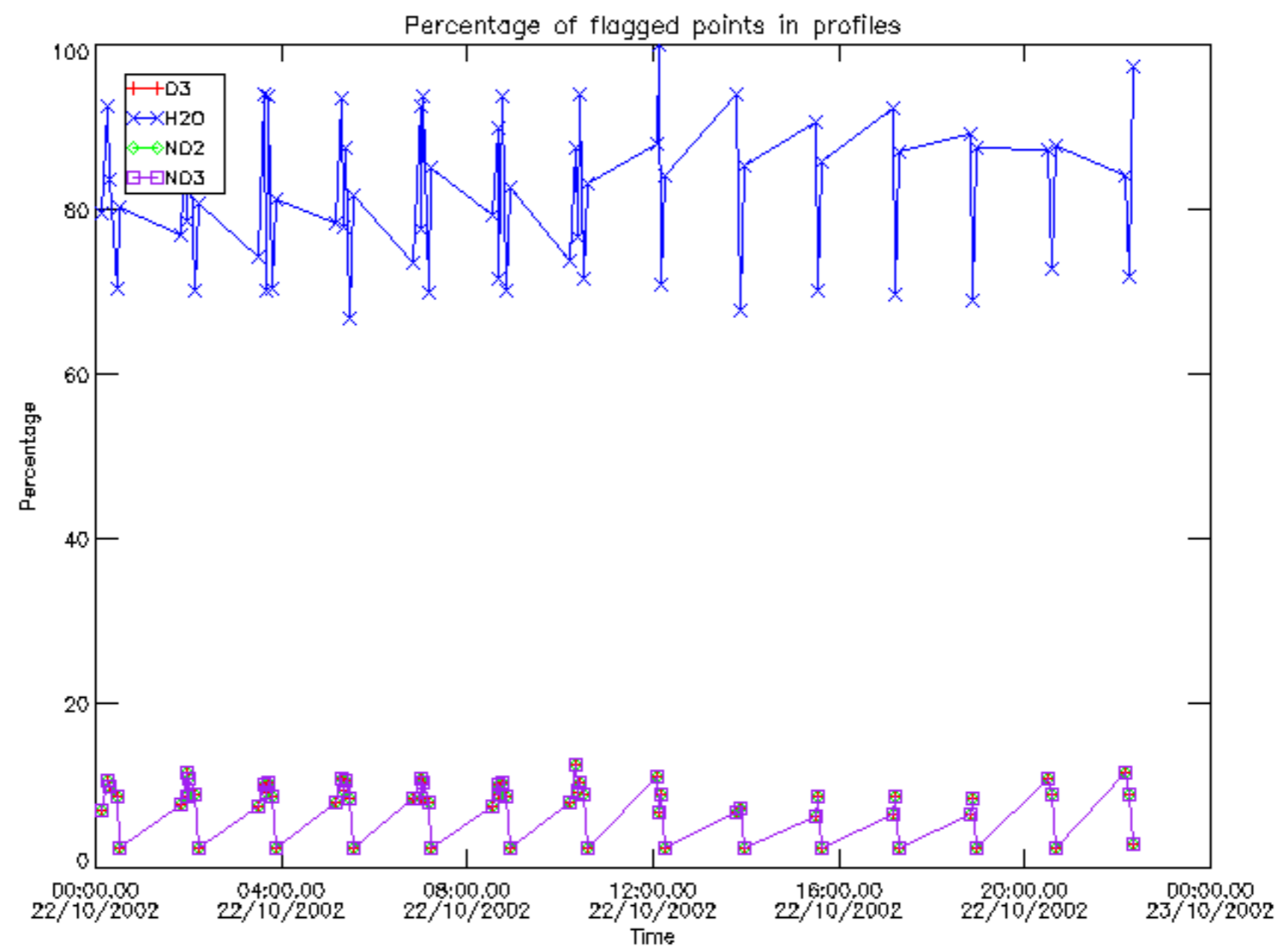


## 6. Auxiliary Data Files used for the production reported in section 2

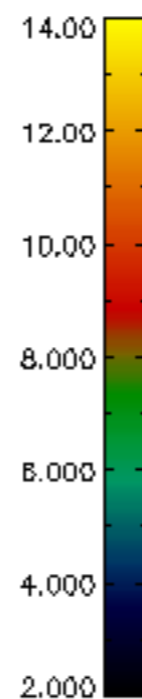
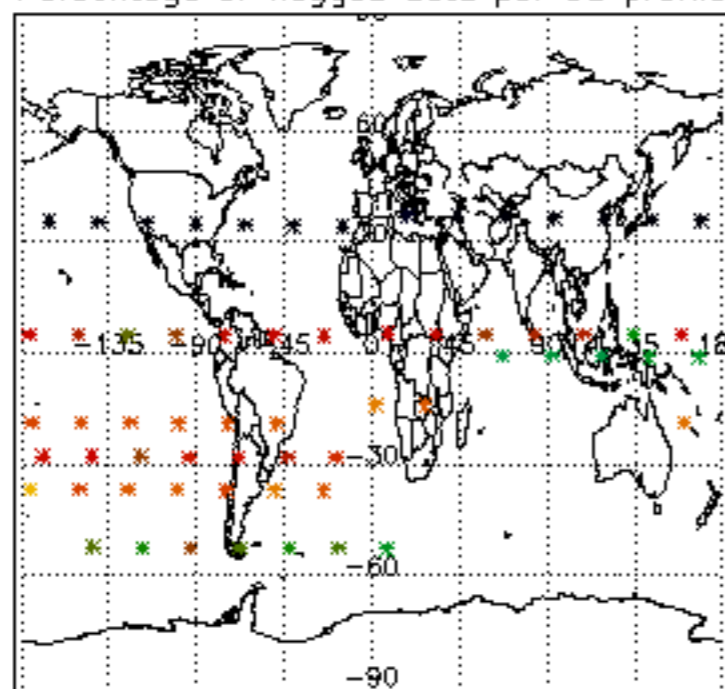
The number reported in the third column indicates since which file (see list in section 2) the corresponding auxiliary file has been used. The fourth column is the date of those product files.

Type	Auxiliary Filename	Used since product	Used since product date
INST_PHYS_CHARACTERISTICS	GOM_INS_AXNIEC20050627_150440_20020301_000000_20100101_000000	1	22-OCT-2002 00:08:40
LEVEL-2_PROC_CONFIG	GOM_PR2_AXVIEC20091111_152718_20020301_000000_20500101_000000	1	22-OCT-2002 00:08:40
CROSS_SECTIONS_FILE	GOM_CRS_AXVIEC20091111_154832_20020301_000000_20500101_000000	1	22-OCT-2002 00:08:40

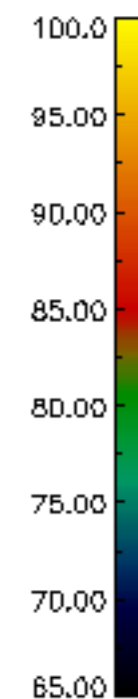
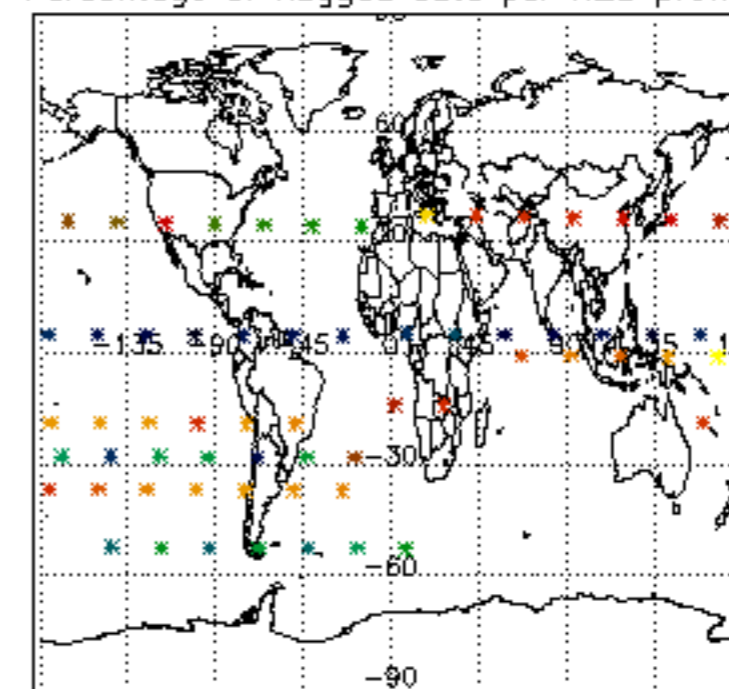




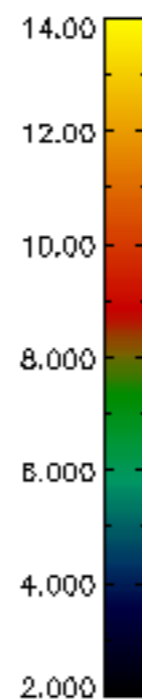
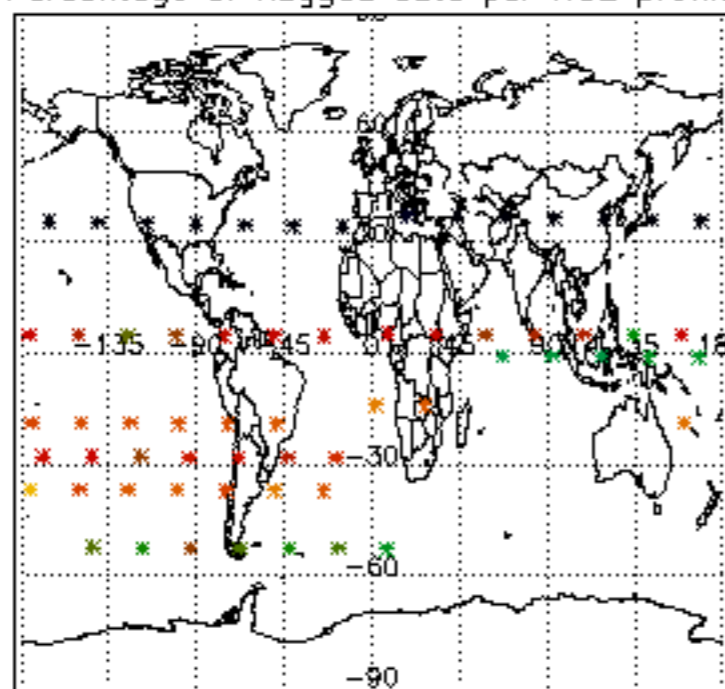
Percentage of flagged data per D3 profile



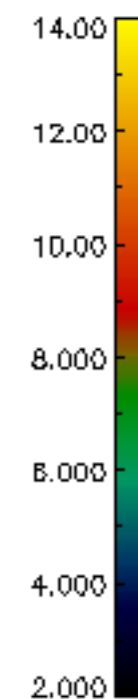
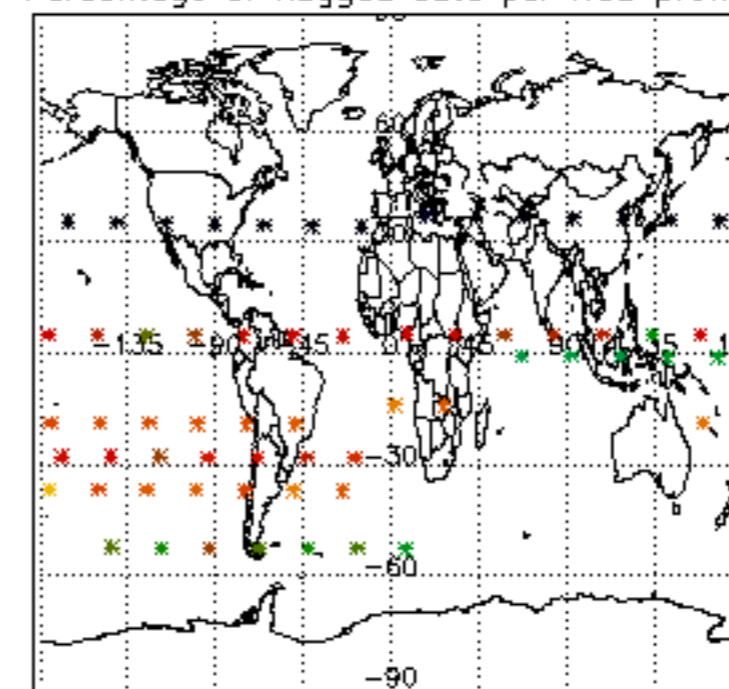
Percentage of flagged data per H2O profile

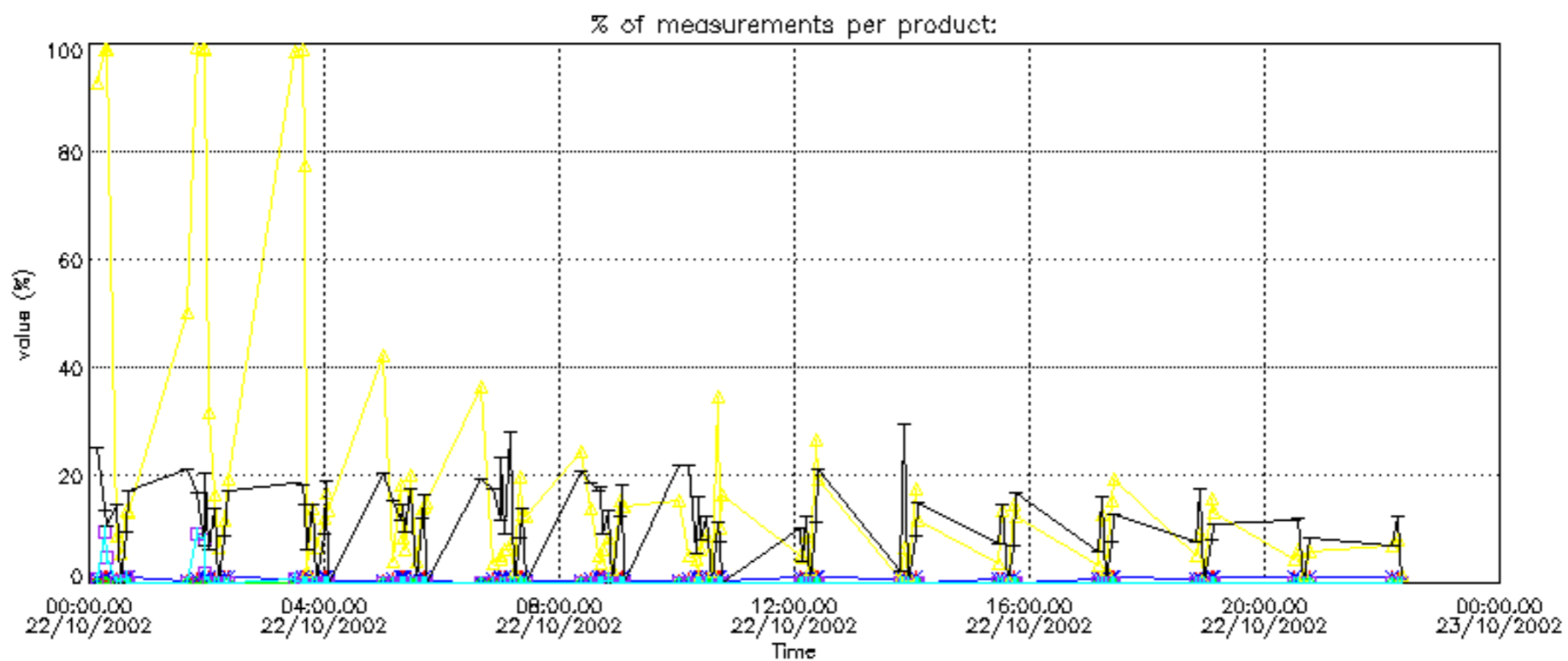


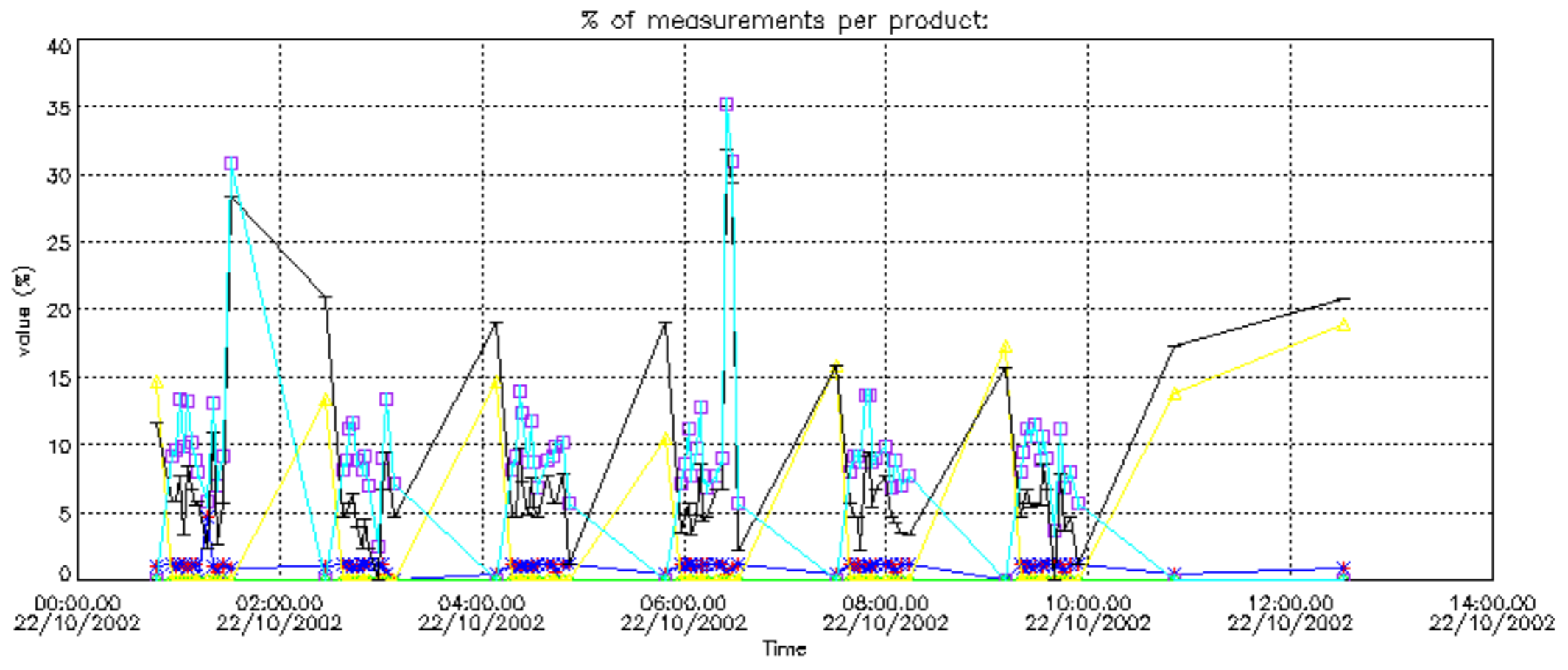
Percentage of flagged data per NO2 profile



Percentage of flagged data per NO3 profile

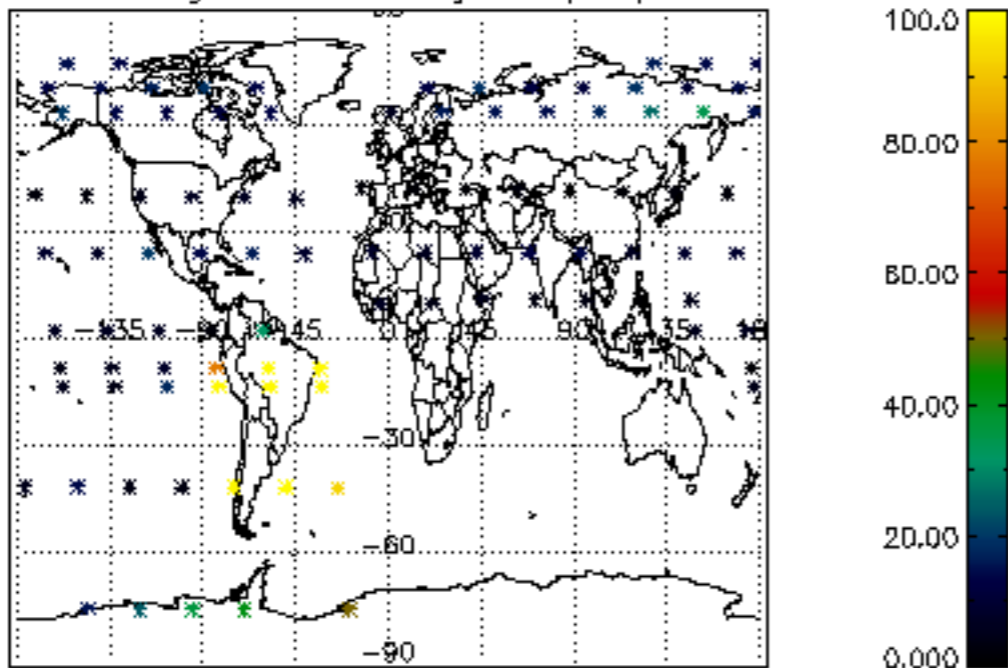




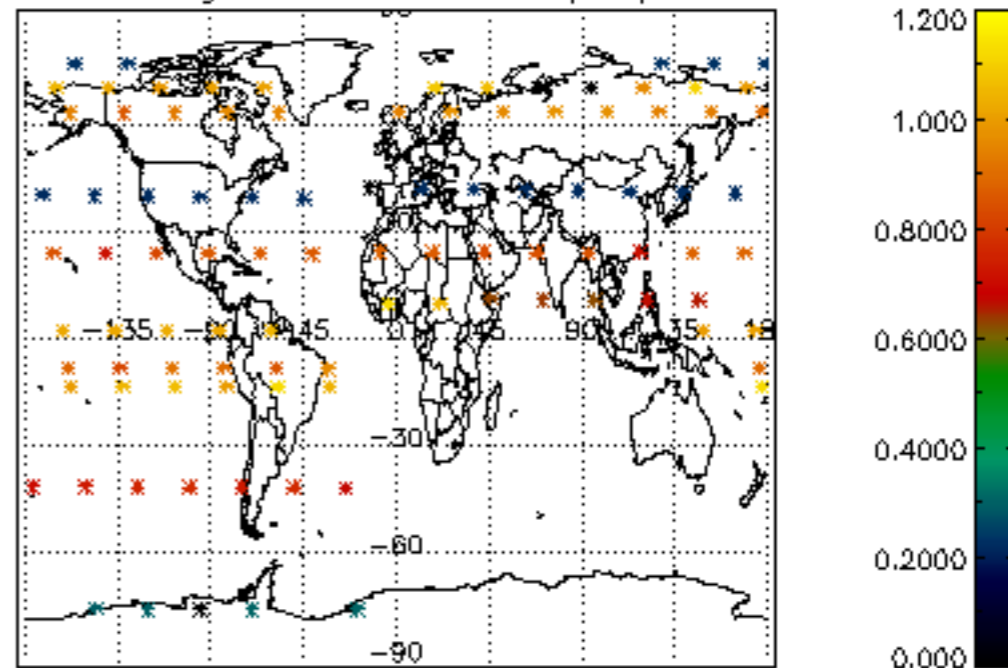




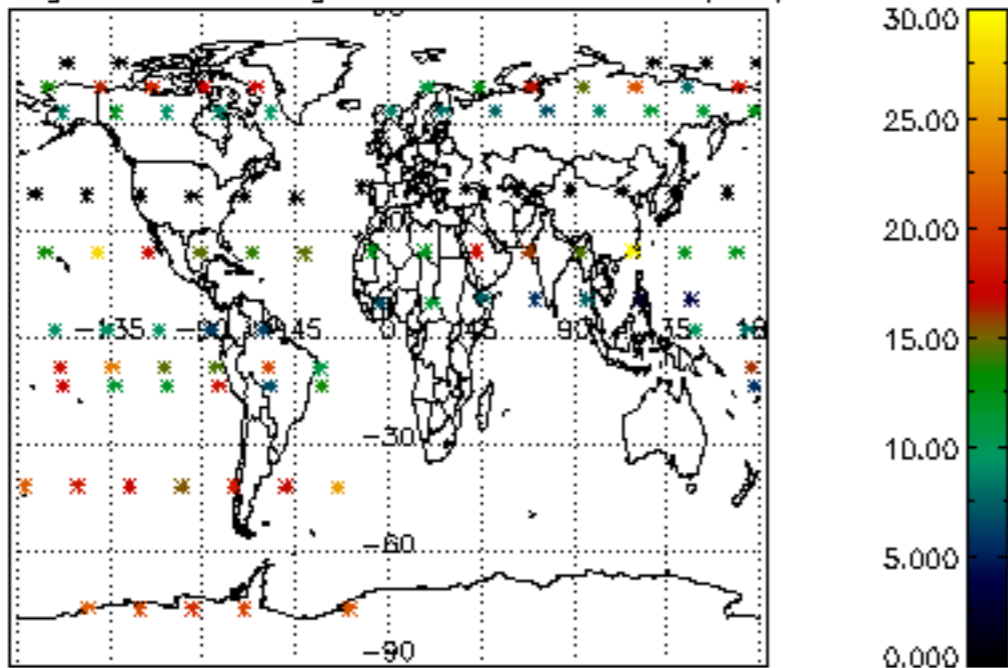
Percentage of cosmic ray hits per profile



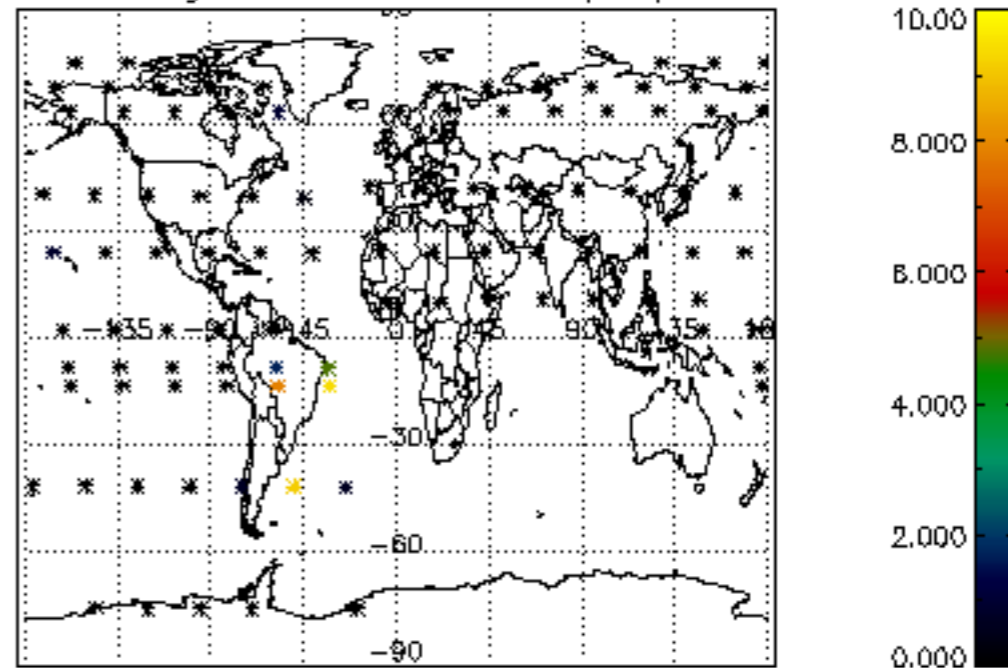
Percentage of datation errors per profile



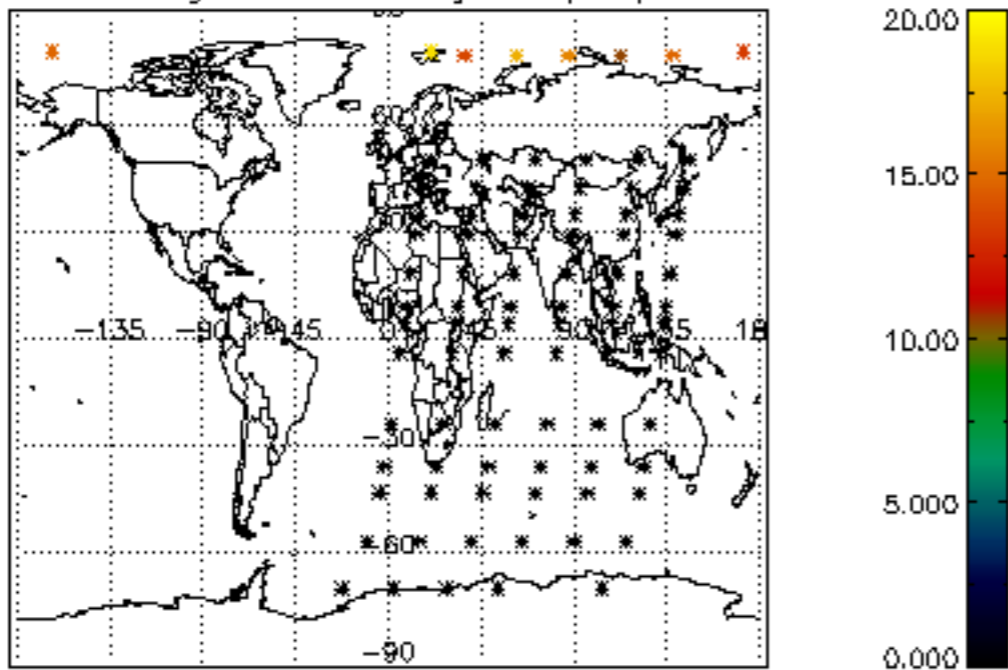
Percentage of star falling outside central band per profile



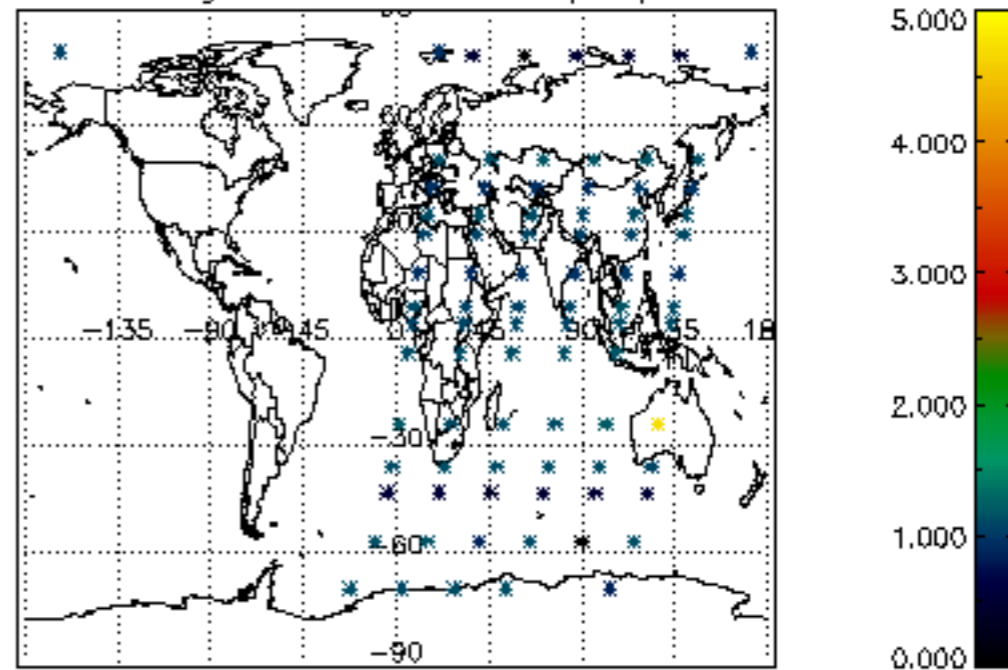
Percentage of saturation errors per profile



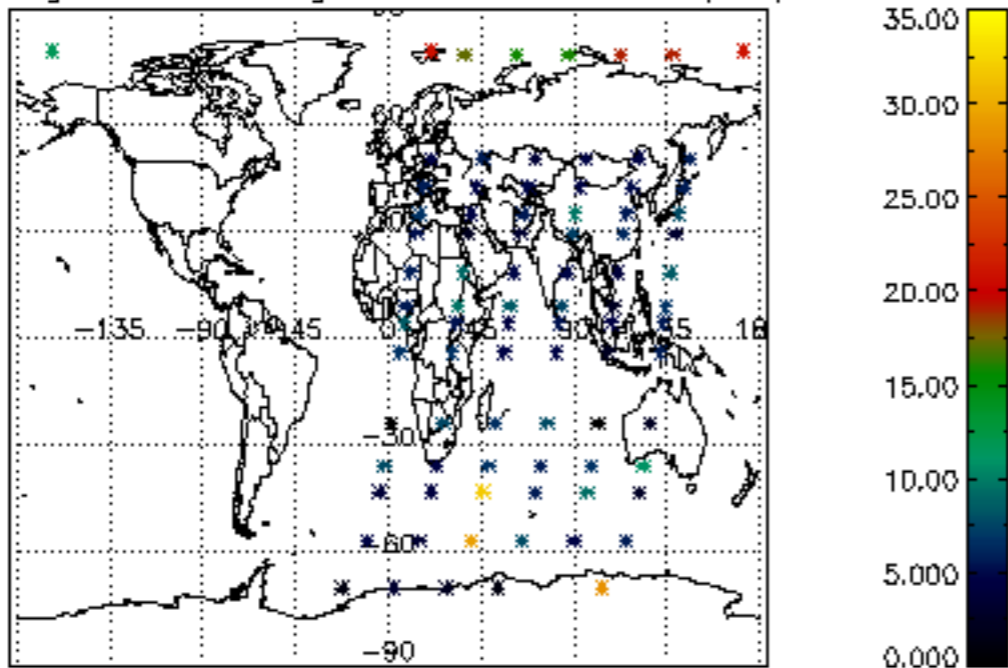
Percentage of cosmic ray hits per profile



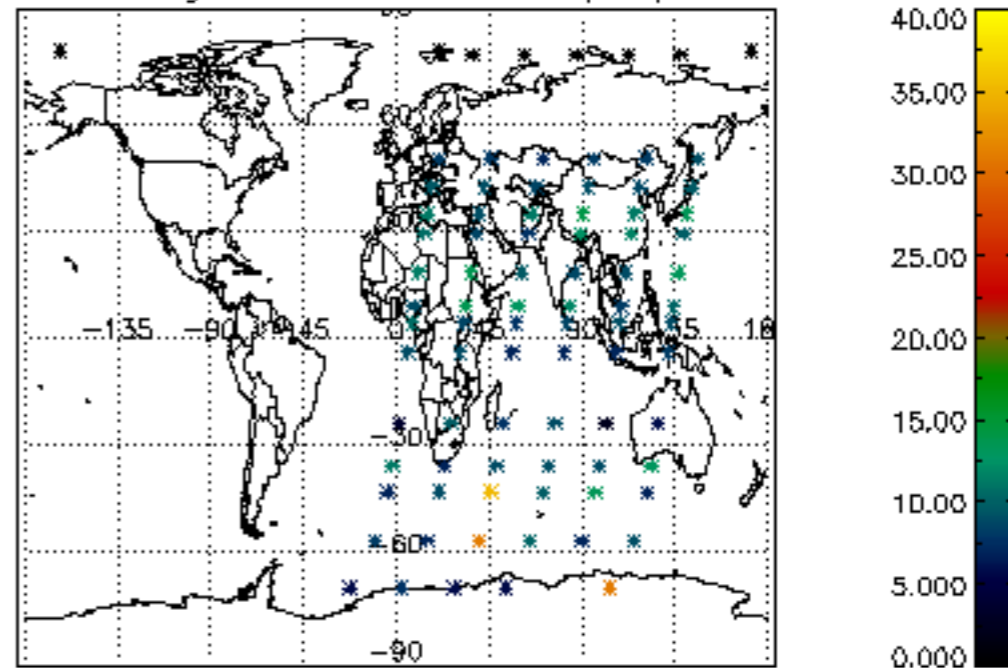
Percentage of datation errors per profile

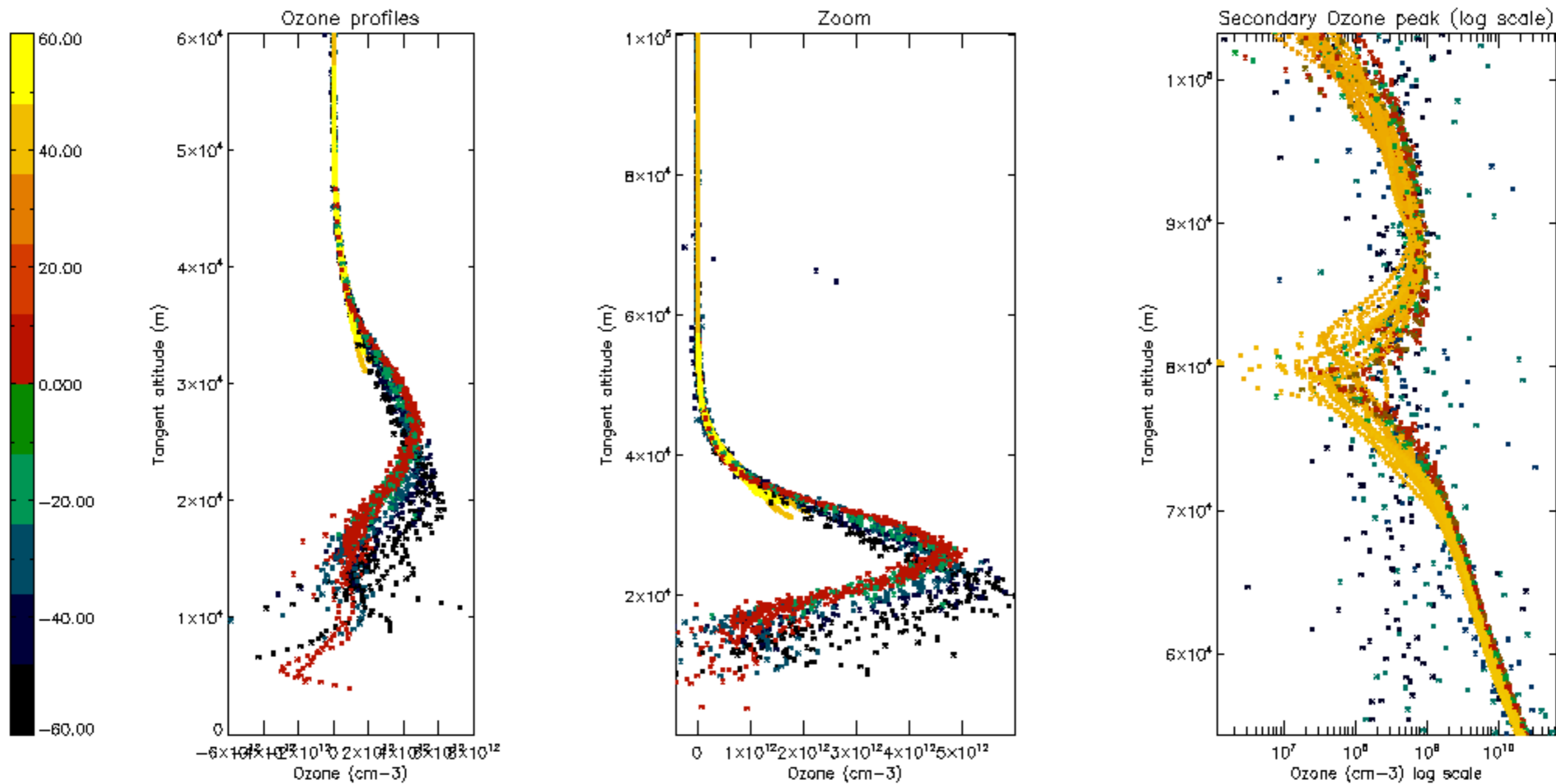


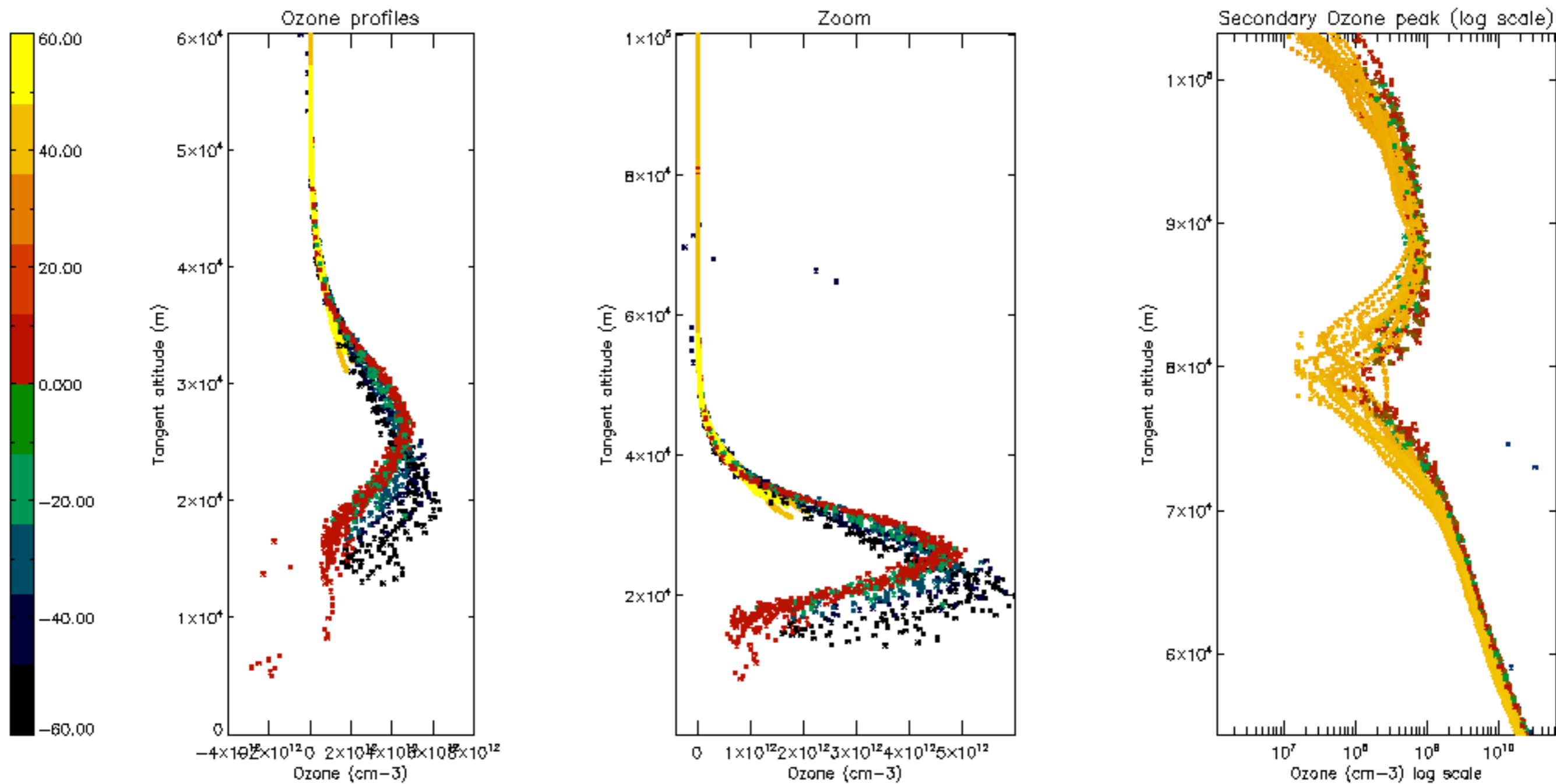
Percentage of star falling outside central band per profile



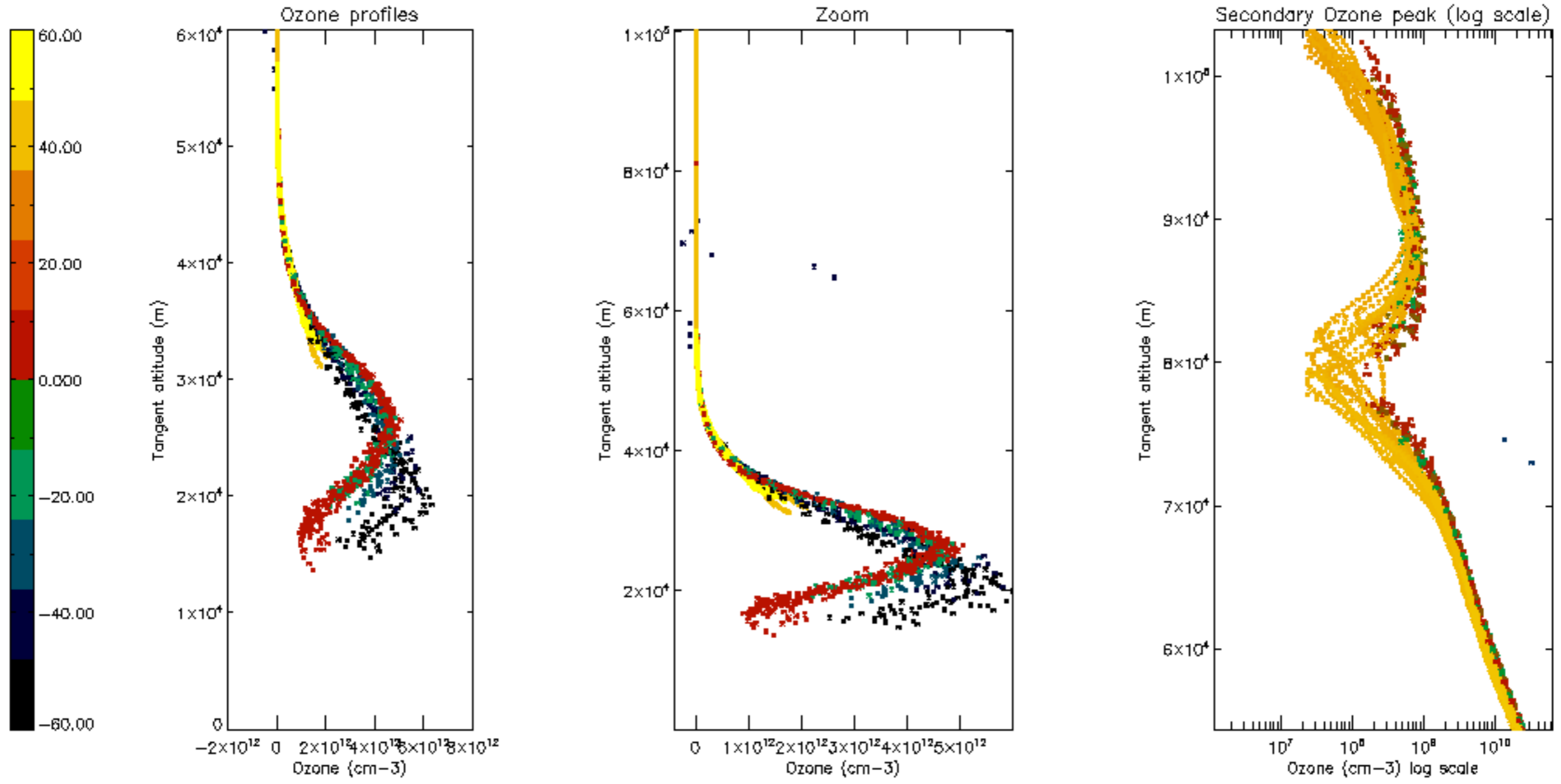
Percentage of saturation errors per profile

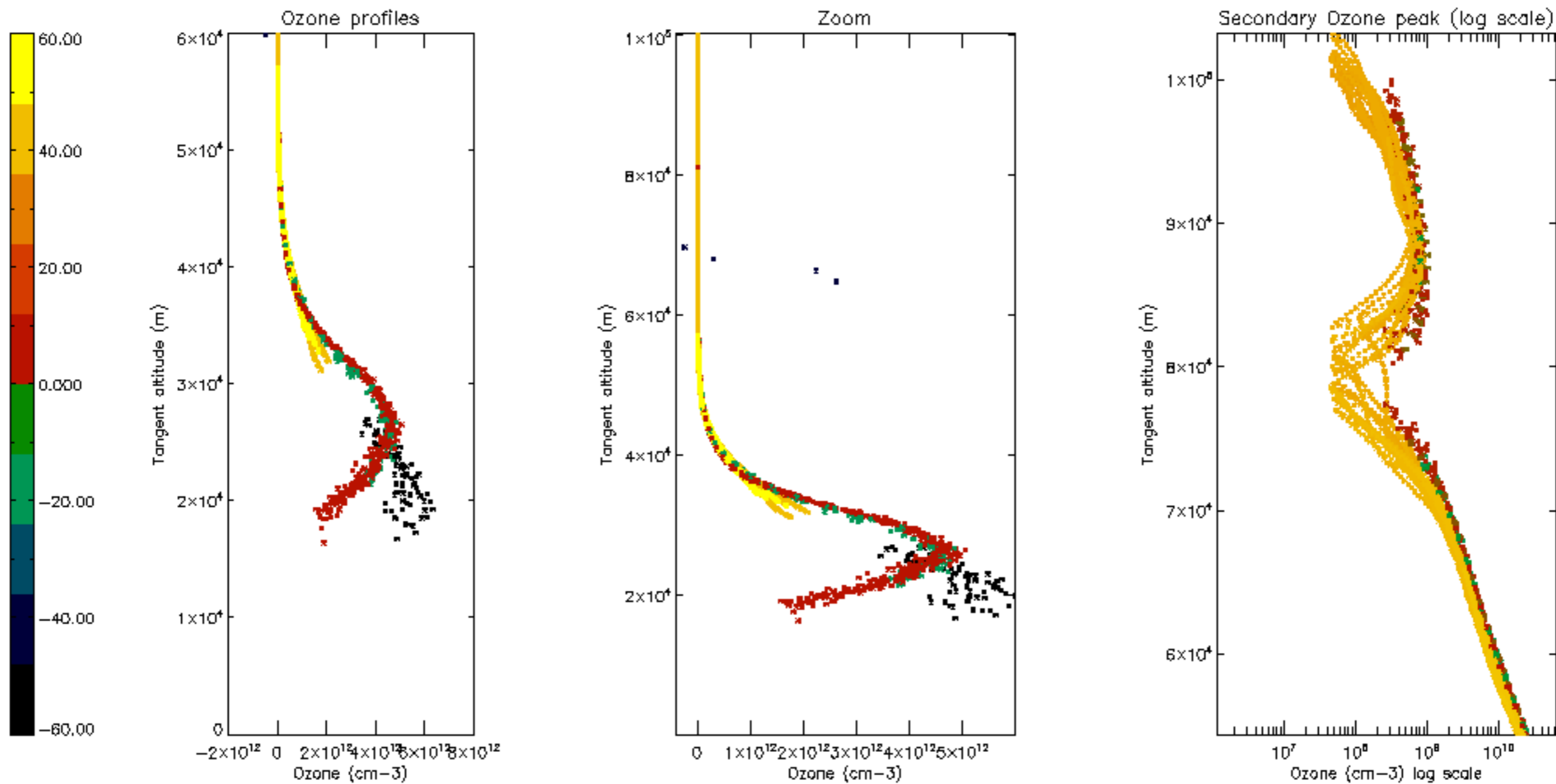


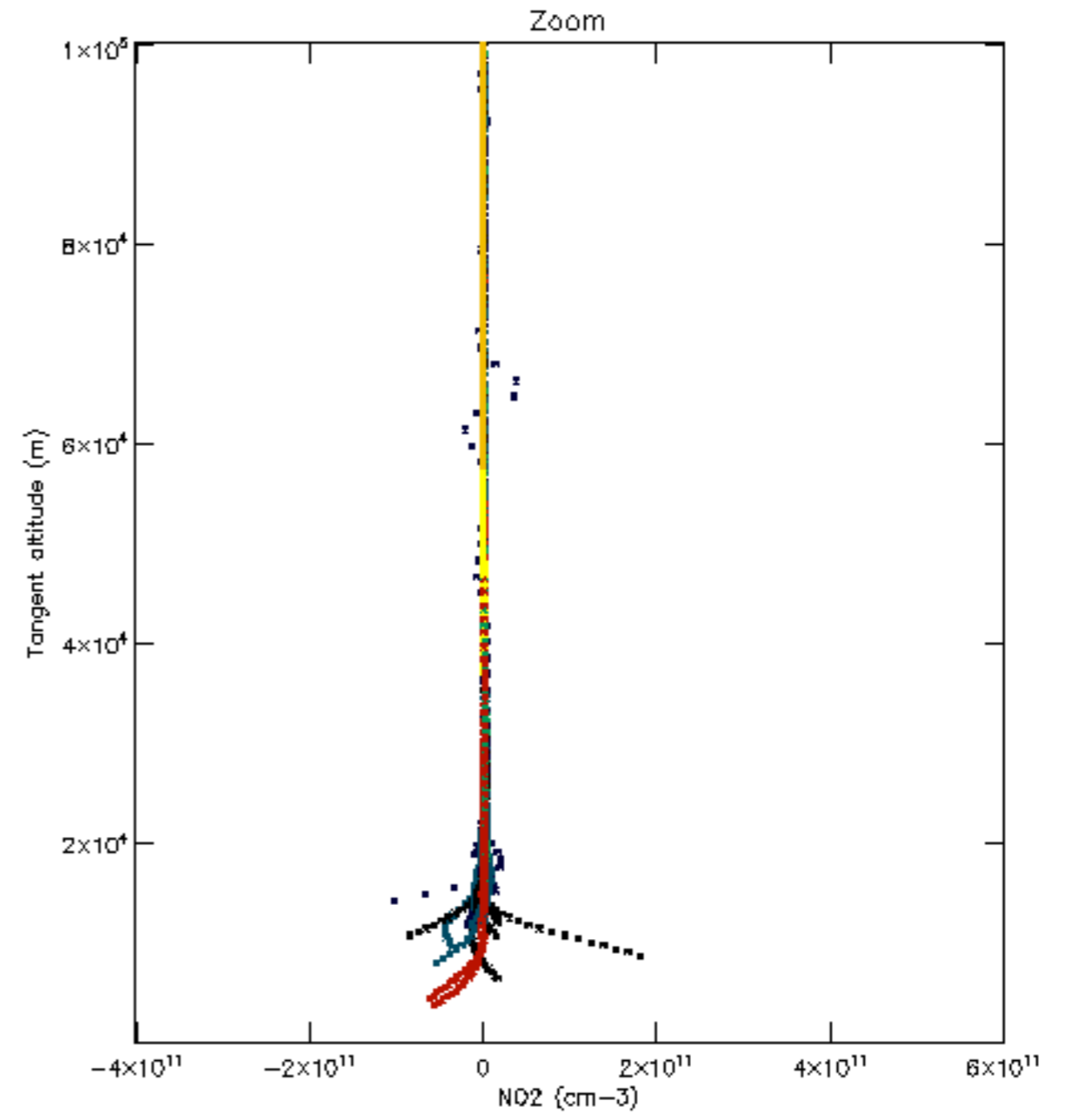
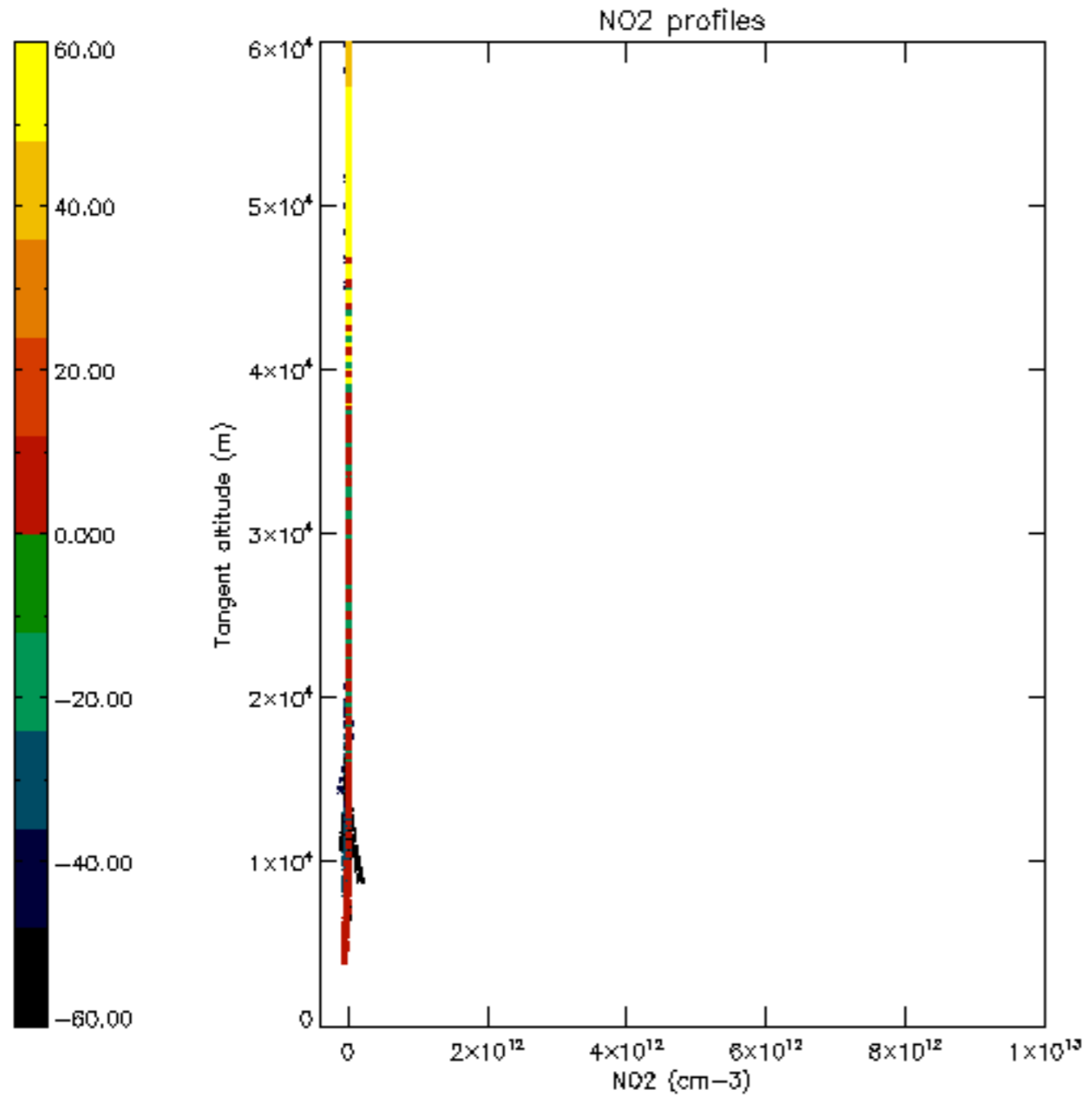


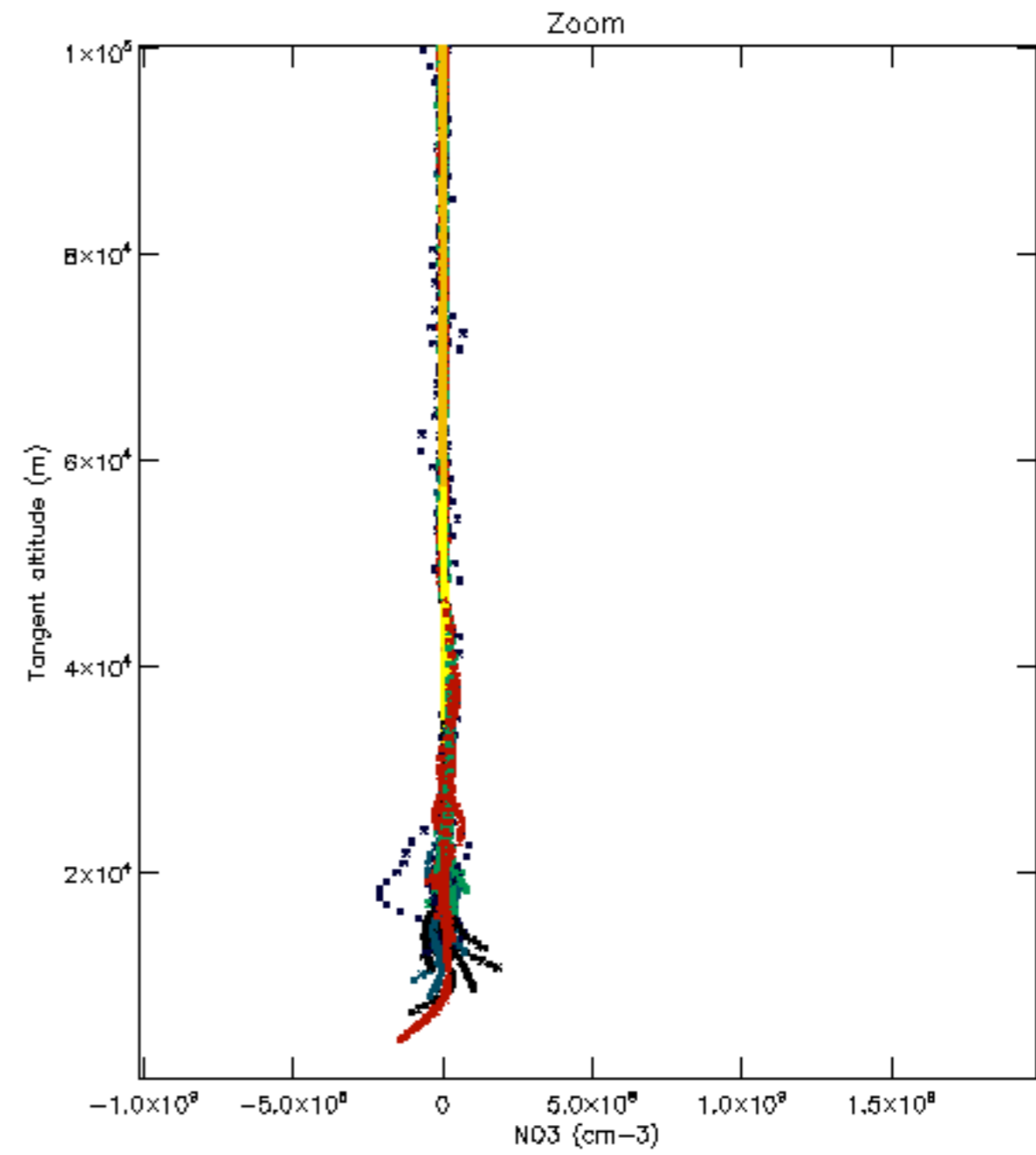
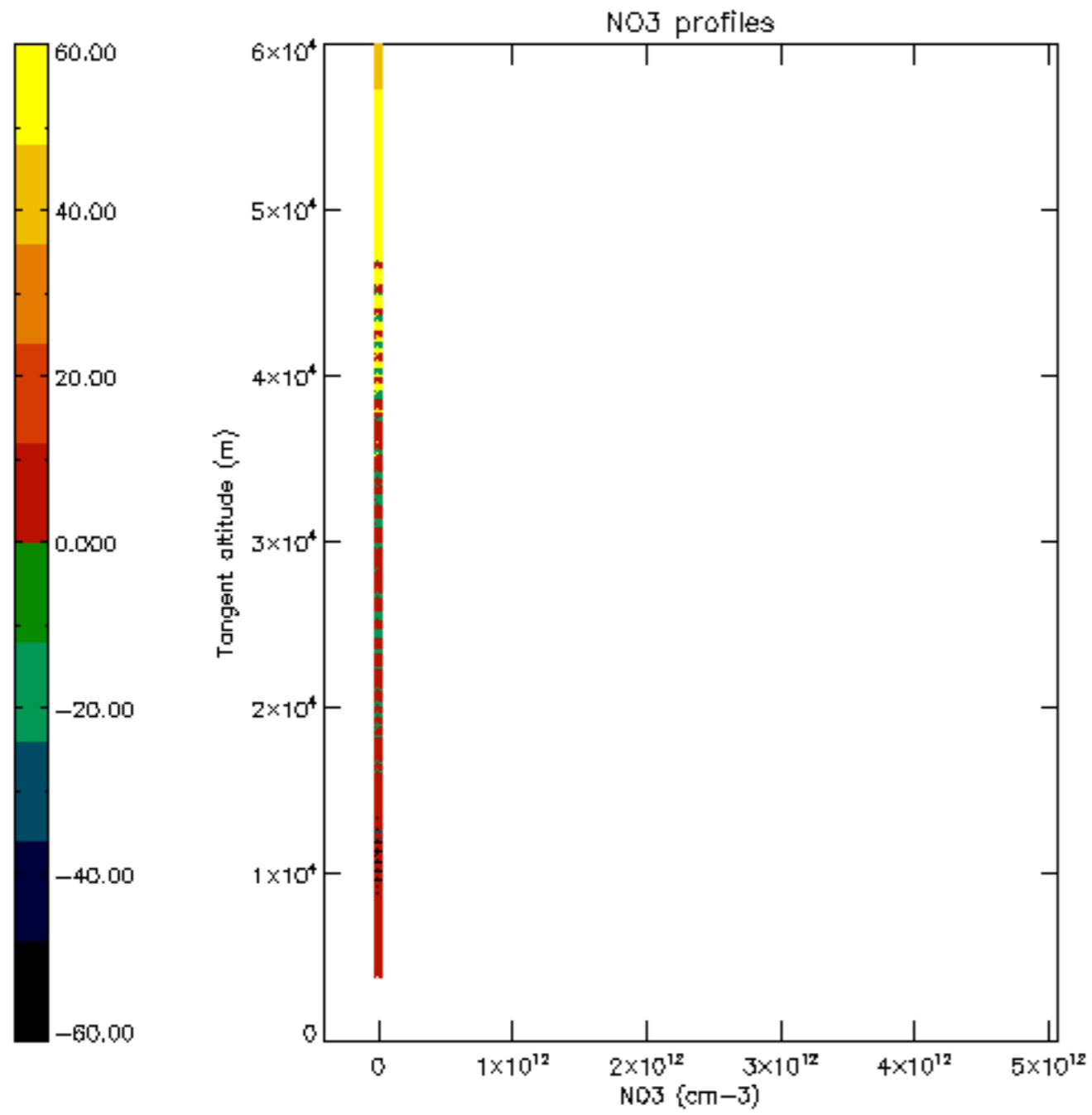




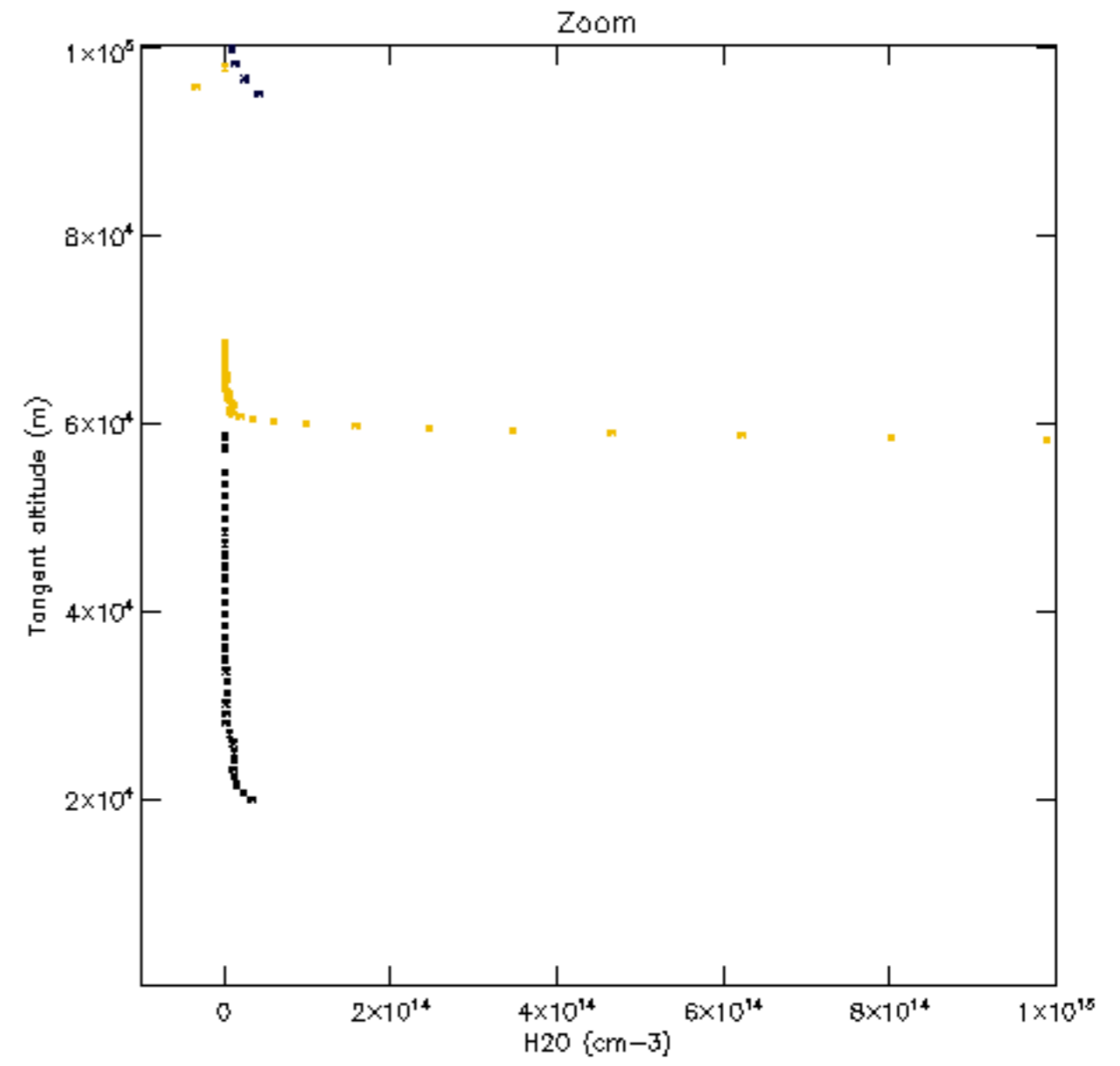
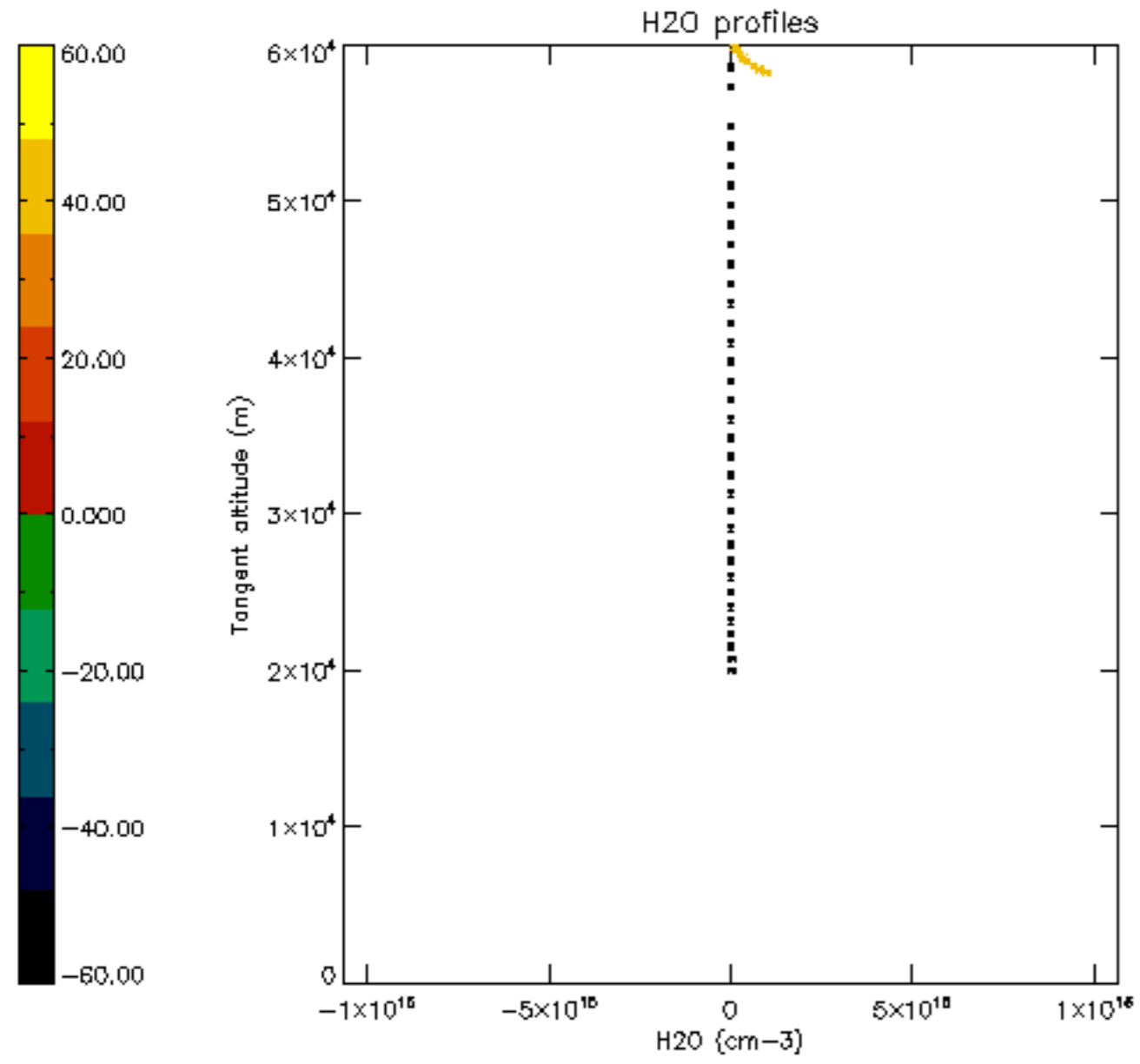


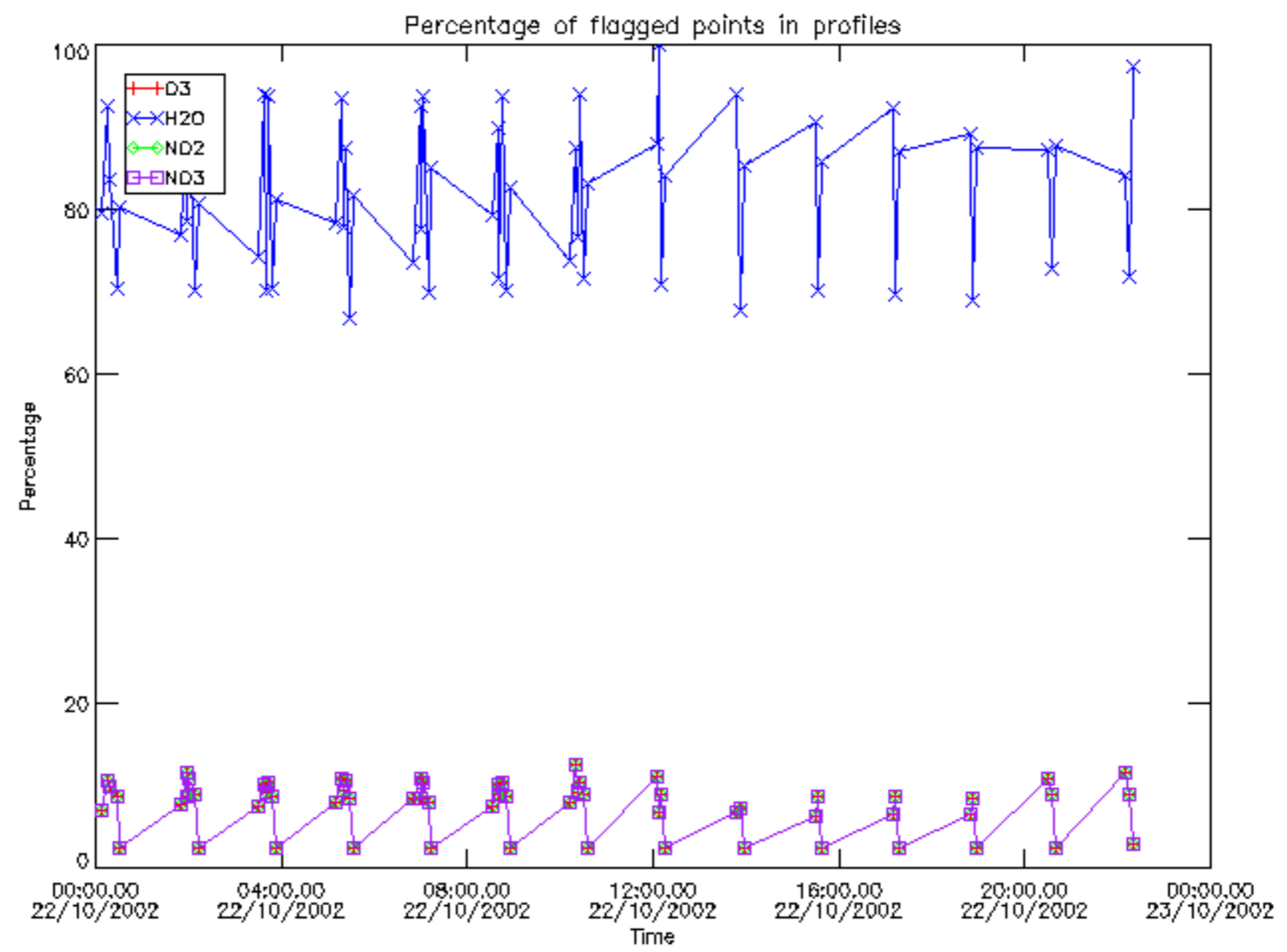




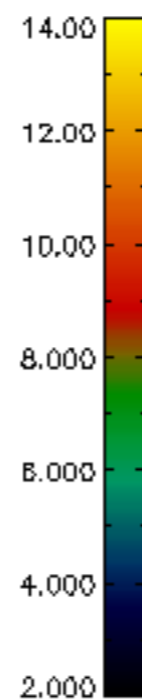
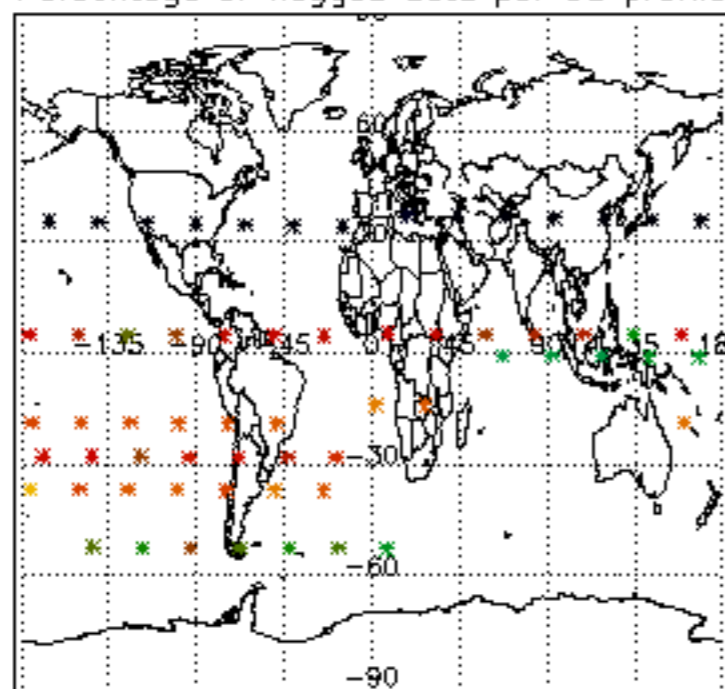




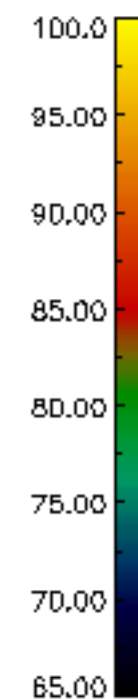
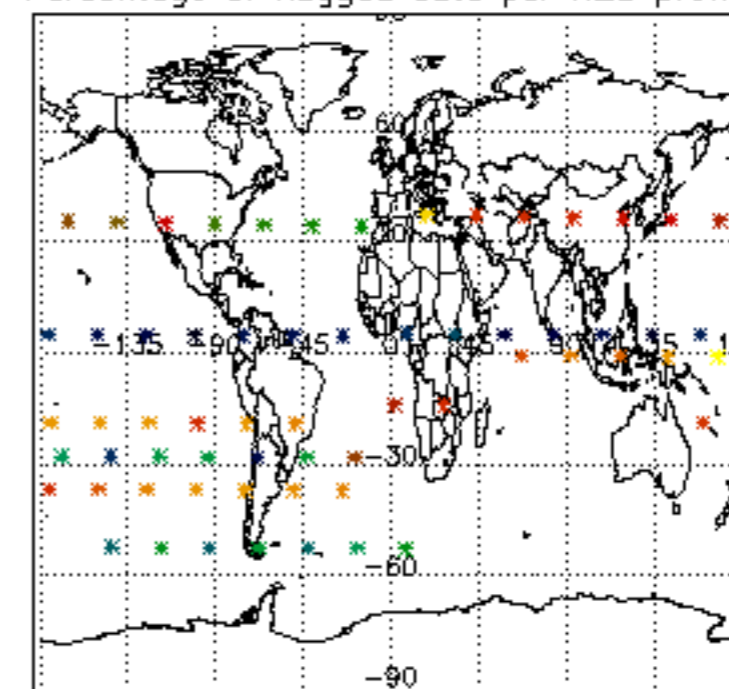




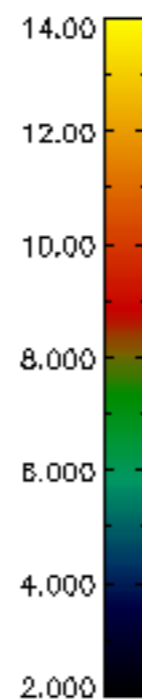
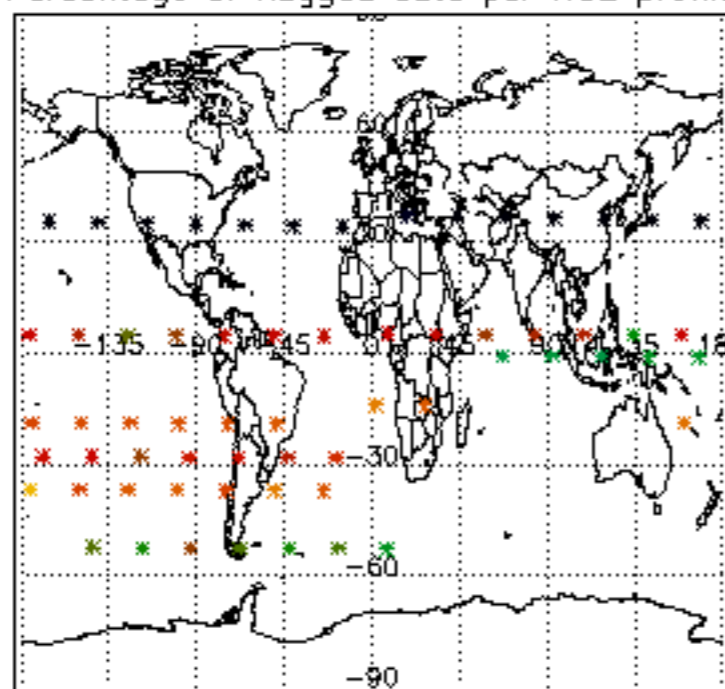
Percentage of flagged data per D3 profile



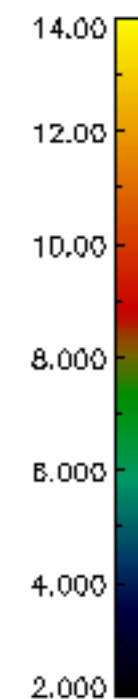
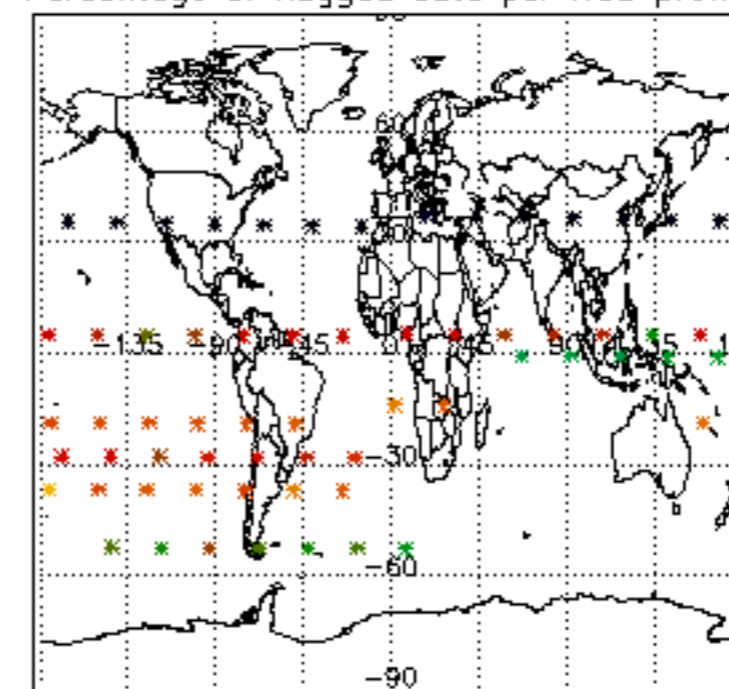
Percentage of flagged data per H2O profile

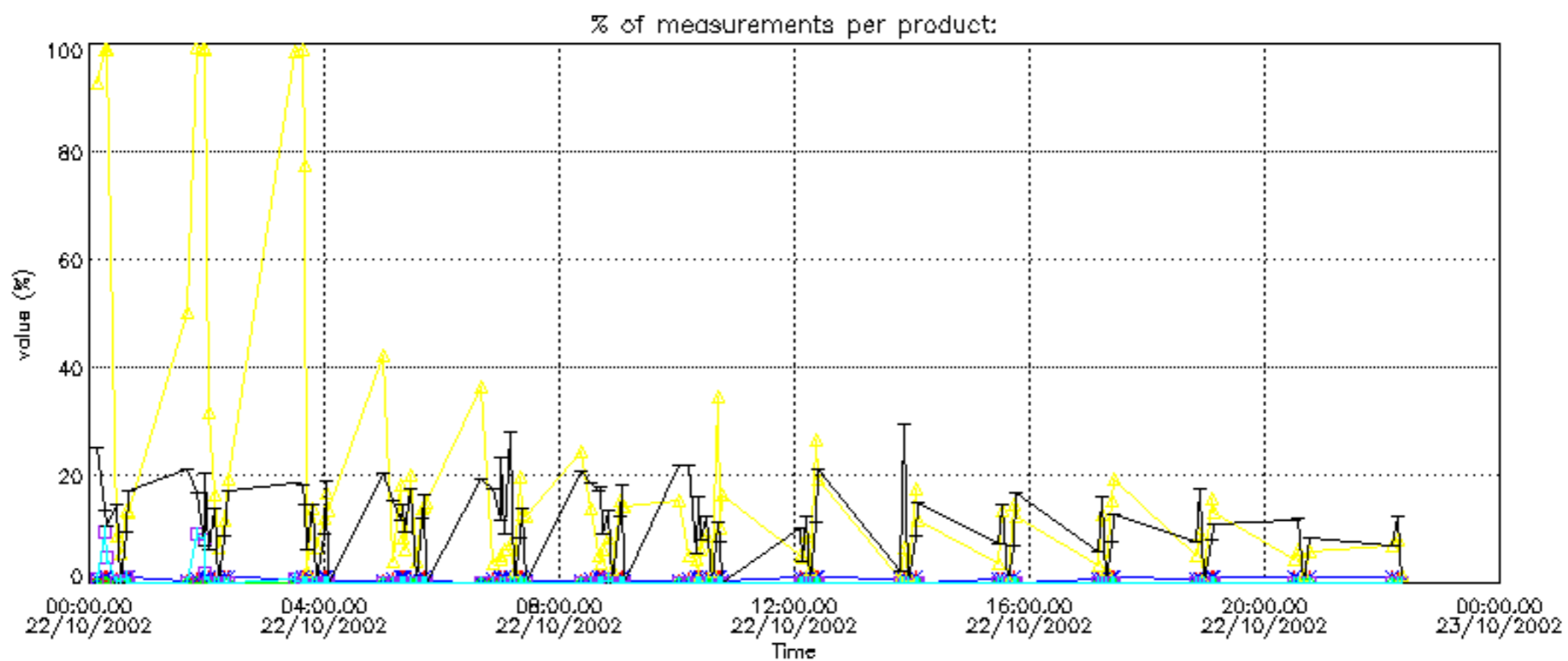


Percentage of flagged data per NO2 profile

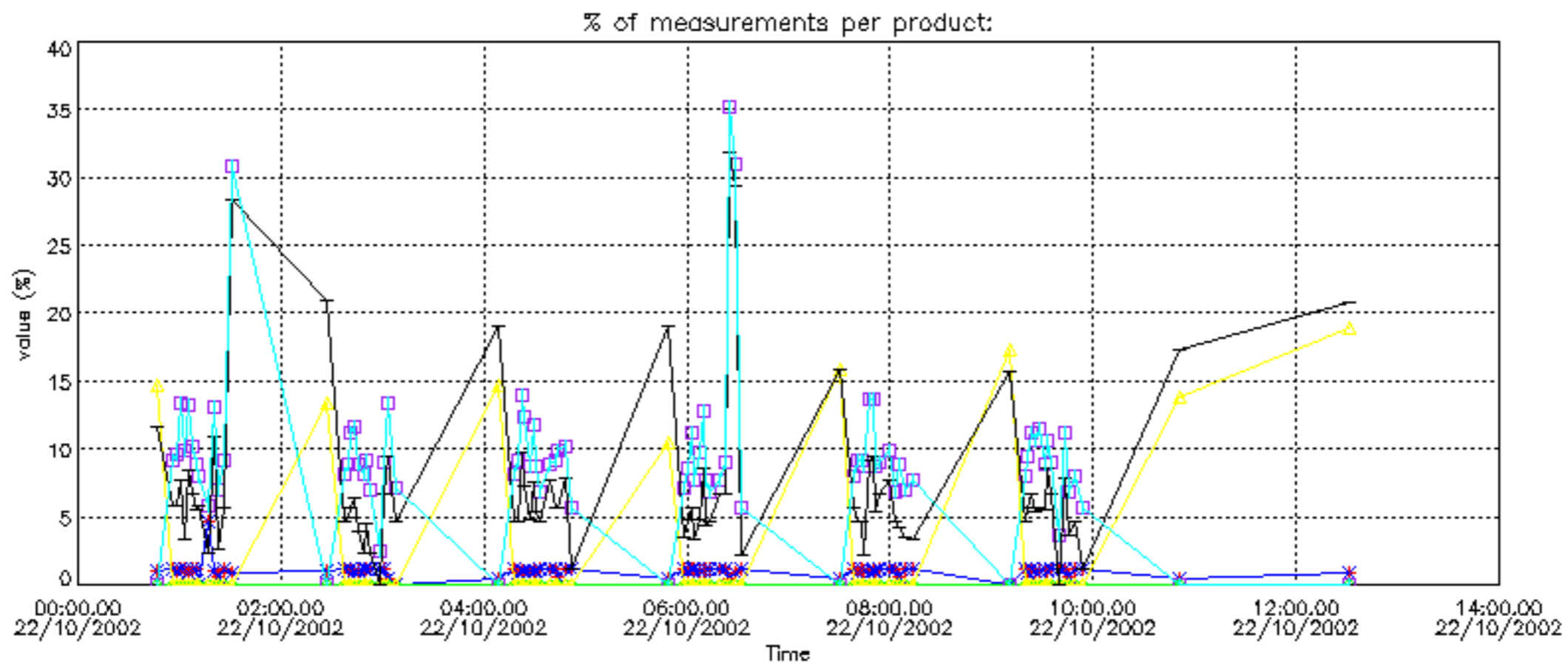


Percentage of flagged data per NO3 profile

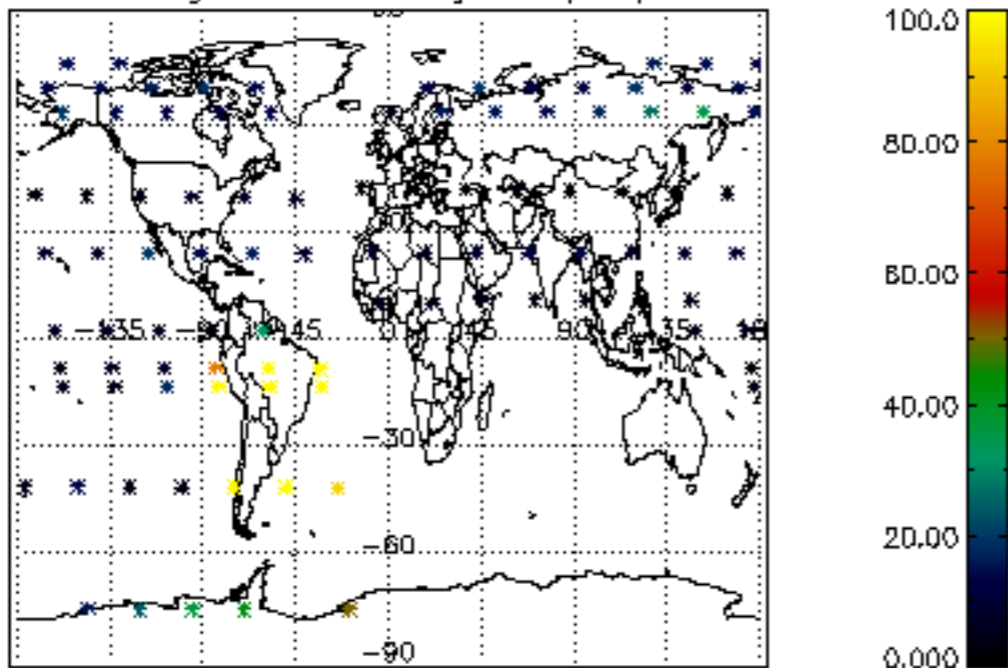




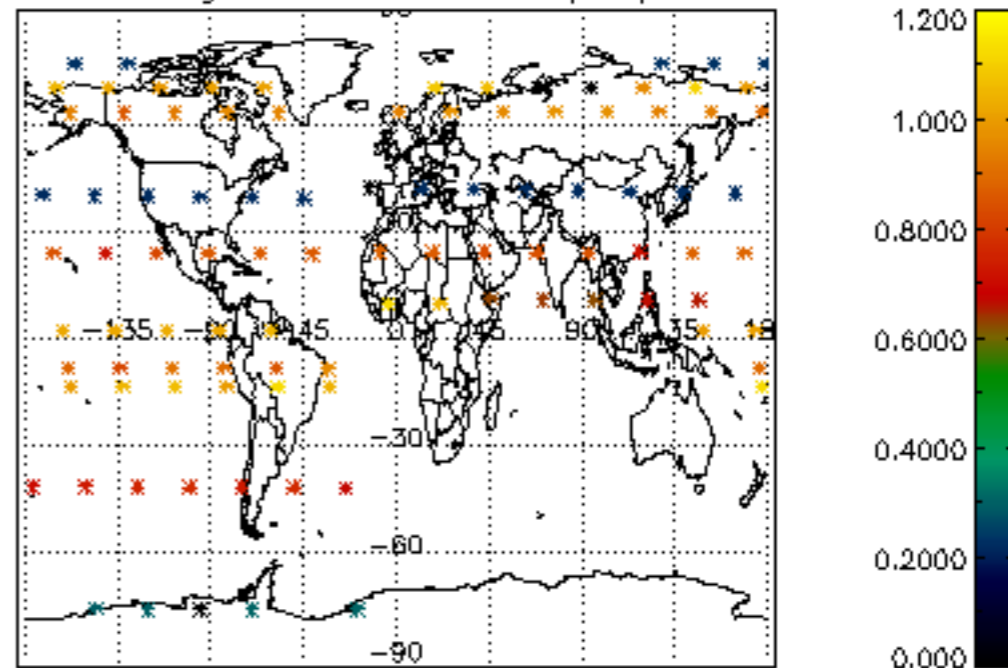




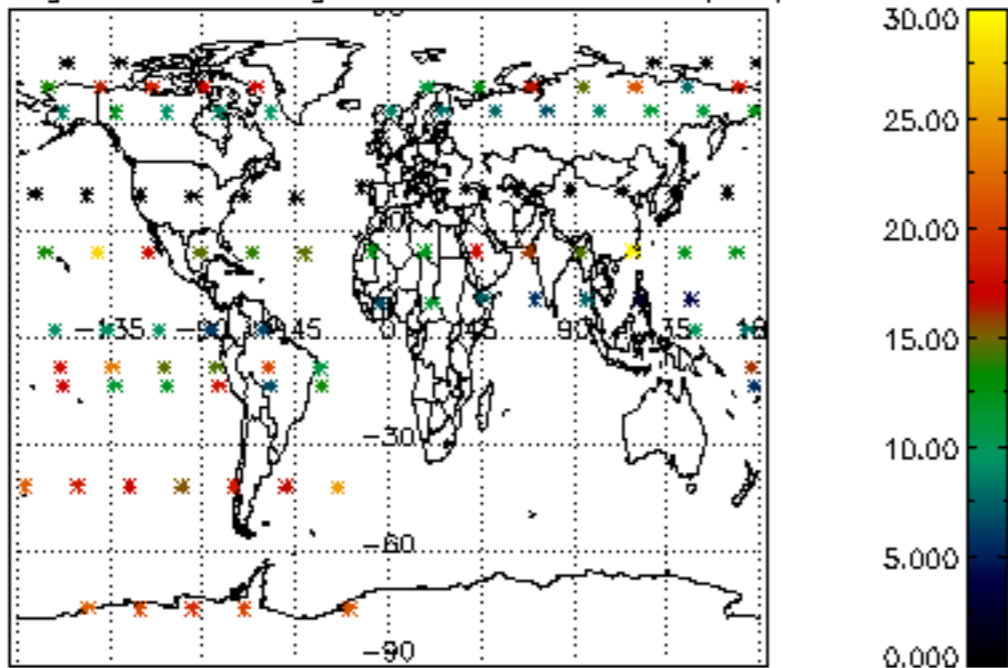
Percentage of cosmic ray hits per profile



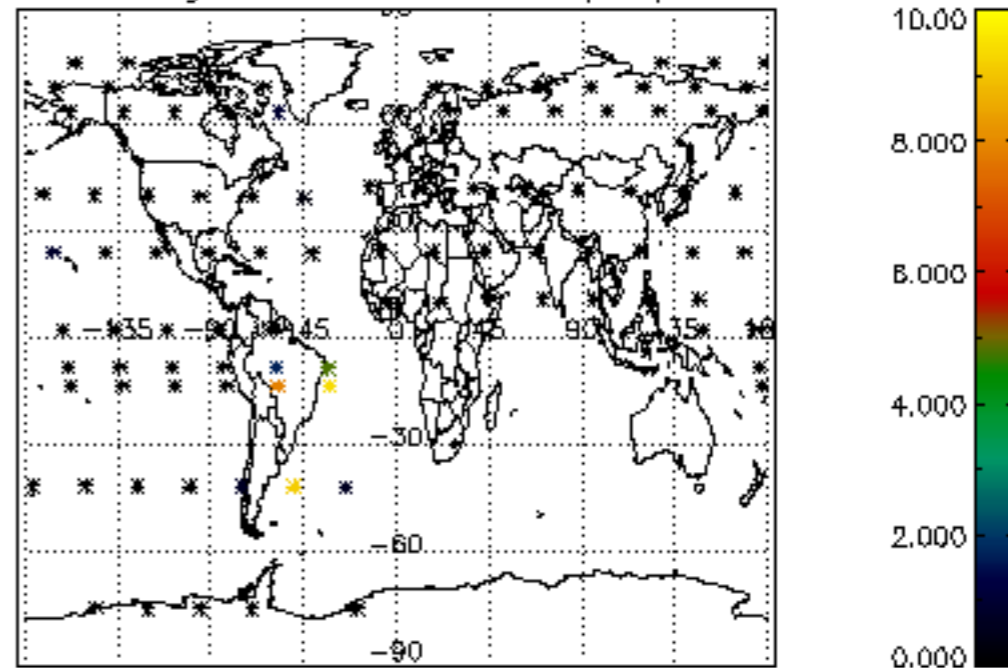
Percentage of datation errors per profile



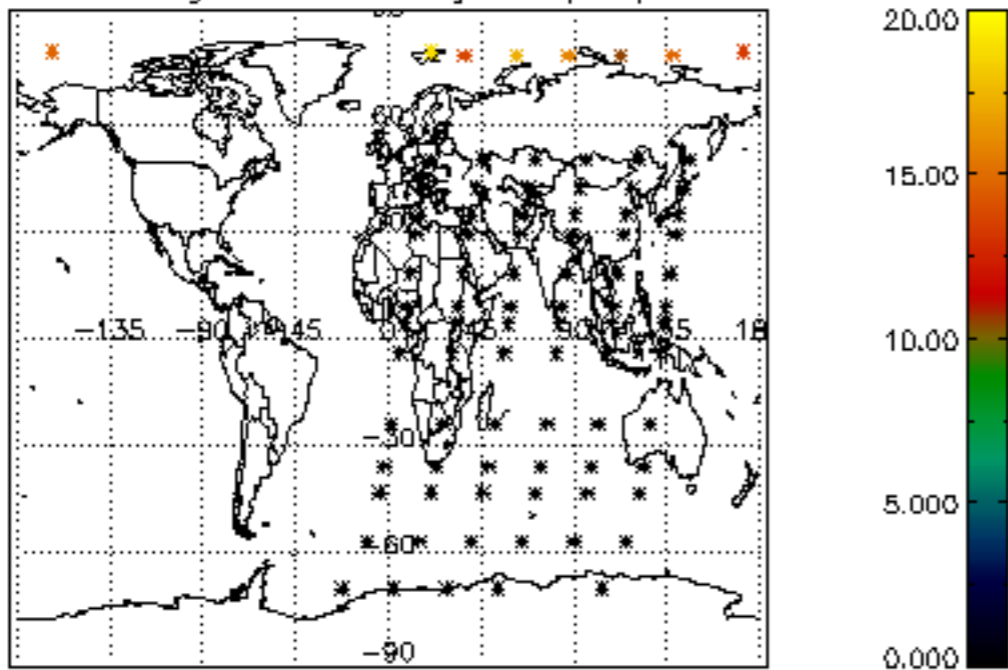
Percentage of star falling outside central band per profile



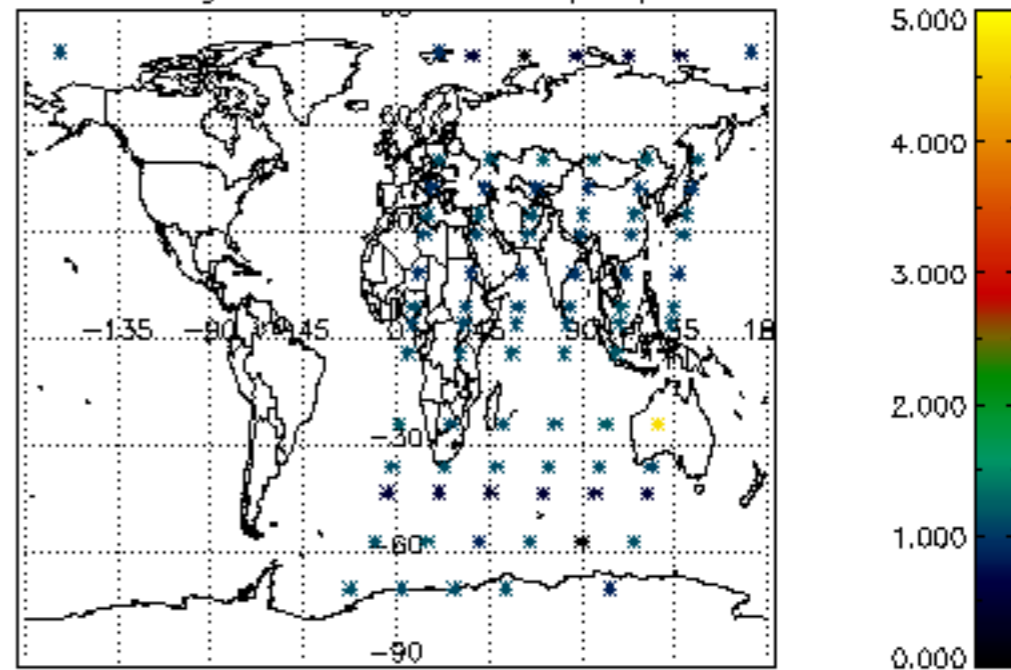
Percentage of saturation errors per profile



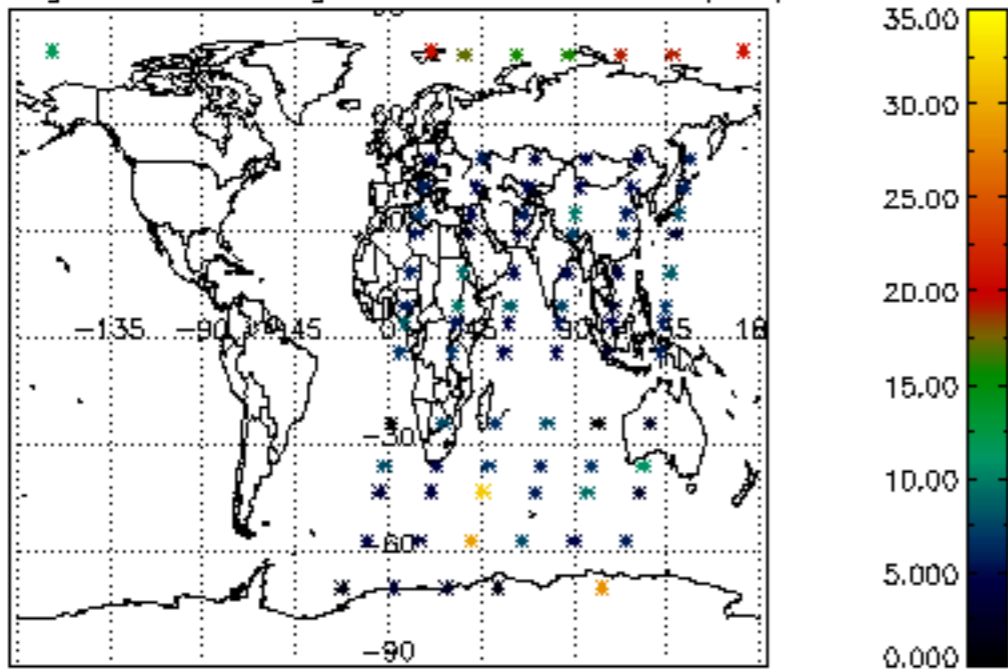
Percentage of cosmic ray hits per profile



Percentage of datation errors per profile



Percentage of star falling outside central band per profile



Percentage of saturation errors per profile

