

GOMOS Level 2 Daily Report

SUMMARY

[1. General Info](#)

[2. Summary of processed GOM_NL_2P products](#)

[3. Level 2 Quality information per product](#)

[3.1 Plot of level 2 quality information per product \(time dependant\)](#)

[3.2 Plot of level 2 quality information per product \(world map\)](#)

[4. Level 1 Quality information per product \(stored on level 2 products\)](#)

[4.1 Plot of level 1 quality information per product \(time dependant\)](#)

[4.1.1 Plot of level 1 quality information per product \(time dependant\): ASCENDING](#)

[4.1.2 Plot of level 1 quality information per product \(time dependant\): DESCENDING](#)

[4.2 Plot of level 1 quality information per product \(world map\)](#)

[4.2.1 Plot of level 1 quality information per product \(world map\): ASCENDING](#)

[4.2.2 Plot of level 1 quality information per product \(world map\): DESCENDING](#)

[5. Ozone profiles based on quality statistics and other trace gas profiles](#)

[5.1 Ozone statistics based on quality of products](#)

[5.2 Plot ozone profiles for all STD \(dark without errors\)](#)

[5.3 Plot ozone profiles where STD < 20% \(dark without errors\)](#)

[5.4. Plot ozone profiles where STD < 10% \(dark without errors\)](#)

[5.5. Plot ozone profiles where STD < 5% \(dark without errors\)](#)

[5.6 Plot NO2 profiles for all STD \(dark without errors\)](#)

[5.7 Plot NO3 profiles for all STD \(dark without errors\)](#)

[5.8 Plot H2O profiles \(only for occultations of stars 1,2,3,4,13,14,16,26,63 dark without errors\) for all STD](#)

[6. Auxiliary Data Files used for the production reported in section 2](#)

This report presents the daily analysis on parameters extracted from GOMOS level 2 data (GOM_NL__2P). It is intended to monitor some important parameters that will impact the quality of these products. A list of level 2 products (and content) that have arrived during the reporting day to the PCF is also given.

Item	Value
Time of report generation	17APR2013 19:36:29
Data source version	GOMOS/6.01
Start time of products	21-10-2002 (21OCT2002 00:00:00)
Stop time of products	22-10-2002 (22OCT2002 00:00:00)
Store outputs in DB	Yes
Nb of level 2 prods	189
Nb of prods with errors	0

2. Summary of processed GOM_NL__2P products.

Nr	Filename	UTC Start time	Limb	Duration	Star Id	Star Name	Star Mag	Star Temp	Nb Meas	Orbit	Prod. error
1	GOM_NL__2PRFIN20021021_000032_000000432010_00288_03348_2803.N1	21-OCT-2002 00:00:32	Bright	42.500	76	27Gam Cas	2.3000	30000.	85	3348	No
2	GOM_NL__2PRFIN20021021_000239_000000442010_00288_03348_2804.N1	21-OCT-2002 00:02:39	Bright	44.000	89	5Alp Cep	2.4510	8000.0	88	3348	No
3	GOM_NL__2PRFIN20021021_000823_000000462010_00288_03348_2805.N1	21-OCT-2002 00:08:23	Bright	46.000	49	1Alp UMi	1.9900	6300.0	92	3348	No
4	GOM_NL__2PRFIN20021021_001140_000000452010_00288_03348_2806.N1	21-OCT-2002 00:11:40	Bright	44.500	60	7Bet UMi	2.0810	3950.0	89	3348	No
5	GOM_NL__2PRFIN20021021_001637_000000462010_00288_03348_2807.N1	21-OCT-2002 00:16:37	Bright	46.000	36	50Alp UMa	1.8000	6300.0	92	3348	No
6	GOM_NL__2PRFIN20021021_001811_000000452010_00288_03348_2808.N1	21-OCT-2002 00:18:11	Bright	45.000	82	48Bet UMa	2.3650	10600.	90	3348	No
7	GOM_NL__2PRFIN20021021_002139_000000442010_00288_03348_2809.N1	21-OCT-2002 00:21:39	Bright	44.000	174	52Psi UMa	3.0040	4400.0	88	3348	No
8	GOM_NL__2PRFIN20021021_002955_000001492010_00288_03348_2810.N1	21-OCT-2002 00:29:55	Tw_i_and_stray	148.50	17	78Bet Gem	1.1610	4500.0	297	3348	No
9	GOM_NL__2PRFIN20021021_004004_000000682010_00288_03348_2811.N1	21-OCT-2002 00:40:04	Dark	67.500	48	30Alp Hya	1.9770	4100.0	135	3348	No
10	GOM_NL__2PRFIN20021021_004929_000000572010_00288_03348_2812.N1	21-OCT-2002 00:49:29	Dark	57.000	65	Lam Vel	2.2040	4400.0	114	3348	No
11	GOM_NL__2PRFIN20021021_005435_000000502010_00289_03349_2788.N1	21-OCT-2002 00:54:35	Dark	49.500	29	Bet Car	1.6720	10200.	99	3349	No
12	GOM_NL__2PRFIN20021021_005829_000000582010_00289_03349_2789.N1	21-OCT-2002 00:58:29	Dark	57.500	2	Alp Car	-0.73600	7000.0	115	3349	No
13	GOM_NL__2PRFIN20021021_010208_000002242010_00289_03349_2790.N1	21-OCT-2002 01:02:08	Dark	224.00	1	9Alp CMa	-1.4400	11000.	448	3349	No
14	GOM_NL__2PRFIN20021021_010704_000000462010_00289_03349_2791.N1	21-OCT-2002 01:07:04	Dark	46.000	9	Alp Eri	0.45300	24000.	92	3349	No
15	GOM_NL__2PRFIN20021021_010952_000000532010_00289_03349_2792.N1	21-OCT-2002 01:09:52	Straylight	52.500	157	The1Eri	2.9060	9300.0	105	3349	No
16	GOM_NL__2PRFIN20021021_011159_000000502010_00289_03349_2793.N1	21-OCT-2002 01:11:59	Straylight	50.000	84	Alp Phe	2.3970	4500.0	100	3349	No
17	GOM_NL__2PRFIN20021021_011832_000000502010_00289_03349_2794.N1	21-OCT-2002 01:18:32	Straylight	50.000	52	16Bet Cet	2.0370	4500.0	100	3349	No
18	GOM_NL__2PRFIN20021021_012804_000000432010_00289_03349_2795.N1	21-OCT-2002 01:28:04	Bright	43.000	140	88Gam Peg	2.8340	26000.	86	3349	No
19	GOM_NL__2PRFIN20021021_013029_000000522010_00289_03349_2796.N1	21-OCT-2002 01:30:29	Bright	52.000	105	6Bet Ari	2.6450	8900.0	104	3349	No
20	GOM_NL__2PRFIN20021021_013224_000000462010_00289_03349_2797.N1	21-OCT-2002 01:32:24	Bright	46.000	93	53Bet Peg	2.5200	3100.0	92	3349	No
21	GOM_NL__2PRFIN20021021_013408_000000512010_00289_03349_2798.N1	21-OCT-2002 01:34:08	Bright	50.500	53	43Bet And	2.0480	3300.0	101	3349	No
22	GOM_NL__2PRFIN20021021_013716_000000552010_00289_03349_2799.N1	21-OCT-2002 01:37:16	Bright	54.500	73	57Gam1And	2.2600	13100.	109	3349	No
23	GOM_NL__2PRFIN20021021_013949_000000452010_00289_03349_2800.N1	21-OCT-2002 01:39:49	Bright	45.000	68	18Alp Cas	2.2250	4500.0	90	3349	No
24	GOM_NL__2PRFIN20021021_014108_000000452010_00289_03349_2801.N1	21-OCT-2002 01:41:08	Bright	44.500	76	27Gam Cas	2.3000	30000.	89	3349	No
25	GOM_NL__2PRFIN20021021_014316_000000442010_00289_03349_2802.N1	21-OCT-2002 01:43:16	Bright	44.000	89	5Alp Cep	2.4510	8000.0	88	3349	No
26	GOM_NL__2PRFIN20021021_014859_000000442010_00289_03349_2803.N1	21-OCT-2002 01:48:59	Bright	43.500	49	1Alp UMi	1.9900	6300.0	87	3349	No
27	GOM_NL__2PRFIN20021021_015216_000000452010_00289_03349_2804.N1	21-OCT-2002 01:52:16	Bright	45.000	60	7Bet UMi	2.0810	3950.0	90	3349	No
28	GOM_NL__2PRFIN20021021_015713_000000472010_00289_03349_2805.N1	21-OCT-2002 01:57:13	Bright	46.500	36	50Alp UMa	1.8000	6300.0	93	3349	No
29	GOM_NL__2PRFIN20021021_015846_000000462010_00289_03349_2806.N1	21-OCT-2002 01:58:46	Bright	45.500	82	48Bet UMa	2.3650	10600.	91	3349	No
30	GOM_NL__2PRFIN20021021_020214_000000522010_00289_03349_2807.N1	21-OCT-2002 02:02:14	Bright	51.500	174	52Psi UMa	3.0040	4400.0	103	3349	No
31	GOM_NL__2PRFIN20021021_021031_000001462010_00289_03349_2808.N1	21-OCT-2002 02:10:31	Tw_i_and_stray	145.50	17	78Bet Gem	1.1610	4500.0	291	3349	No
32	GOM_NL__2PRFIN20021021_022040_000000702010_00289_03349_2809.N1	21-OCT-2002 02:20:40	Dark	69.500	48	30Alp Hya	1.9770	4100.0	139	3349	No
33	GOM_NL__2PRFIN20021021_023005_000000622010_00289_03349_2810.N1	21-OCT-2002 02:30:05	Dark	61.500	65	Lam Vel	2.2040	4400.0	123	3349	No
34	GOM_NL__2PRFIN20021021_023511_000000472010_00290_03350_9150.N1	21-OCT-2002 02:35:11	Dark	46.500	29	Bet Car	1.6720	10200.	93	3350	No
35	GOM_NL__2PRFIN20021021_023906_000000582010_00290_03350_9151.N1	21-OCT-2002 02:39:06	Dark	58.000	2	Alp Car	-0.73600	7000.0	116	3350	No
36	GOM_NL__2PRFIN20021021_024248_000002242010_00290_03350_9152.N1	21-OCT-2002 02:42:48	Dark	224.00	1	9Alp CMa	-1.4400	11000.	448	3350	No
37	GOM_NL__2PRFIN20021021_025028_000000542010_00290_03350_9153.N1	21-OCT-2002 02:50:28	Straylight	53.500	157	The1Eri	2.9060	9300.0	107	3350	No
38	GOM_NL__2PRFIN20021021_025235_000000482010_00290_03350_9154.N1	21-OCT-2002 02:52:35	Straylight	47.500	84	Alp Phe	2.3970	4500.0	95	3350	No
39	GOM_NL__2PRFIN20021021_025433_000002162010_00290_03350_9155.N1	21-OCT-2002 02:54:33	Tw_i_and_stray	216.00	101	11Alp Lep	2.5820	7000.0	432	3350	No
40	GOM_NL__2PRFIN20021021_025908_000000512010_00290_03350_9156.N1	21-OCT-2002 02:59:08	Straylight	50.500	52	16Bet Cet	2.0370	4500.0	101	3350	No
41	GOM_NL__2PRFIN20021021_030840_000000432010_00290_03350_9157.N1	21-OCT-2002 03:08:40	Bright	42.500	140	88Gam Peg	2.8340	26000.	85	3350	No
42	GOM_NL__2PRFIN20021021_031105_000000512010_00290_03350_9158.N1	21-OCT-2002 03:11:05	Bright	50.500	105	6Bet Ari	2.6450	8900.0	101	3350	No

43	GOM_NL__2PRFIN20021021_031300_000000452010_00290_03350_9159.N1	21-OCT-2002 03:13:00	Bright	44.500	93	53Bet Peg	2.5200	3100.0	89	3350	No
44	GOM_NL__2PRFIN20021021_031444_000000492010_00290_03350_9160.N1	21-OCT-2002 03:14:44	Bright	49.000	53	43Bet And	2.0480	3300.0	98	3350	No
45	GOM_NL__2PRFIN20021021_031752_000000502010_00290_03350_9161.N1	21-OCT-2002 03:17:52	Bright	49.500	73	57Gam1And	2.2600	13100.	99	3350	No
46	GOM_NL__2PRFIN20021021_032025_000000442010_00290_03350_9162.N1	21-OCT-2002 03:20:25	Bright	43.500	68	18Alp Cas	2.2250	4500.0	87	3350	No
47	GOM_NL__2PRFIN20021021_032143_000000452010_00290_03350_9163.N1	21-OCT-2002 03:21:43	Bright	45.000	76	27Gam Cas	2.3000	30000.	90	3350	No
48	GOM_NL__2PRFIN20021021_032352_000000442010_00290_03350_9164.N1	21-OCT-2002 03:23:52	Bright	44.000	89	5Alp Cep	2.4510	8000.0	88	3350	No
49	GOM_NL__2PRFIN20021021_032935_000000452010_00290_03350_9165.N1	21-OCT-2002 03:29:35	Bright	44.500	49	1Alp UMi	1.9900	6300.0	89	3350	No
50	GOM_NL__2PRFIN20021021_033252_000000432010_00290_03350_9166.N1	21-OCT-2002 03:32:52	Bright	42.500	60	7Bet UMi	2.0810	3950.0	85	3350	No
51	GOM_NL__2PRFIN20021021_033749_000000472010_00290_03350_9167.N1	21-OCT-2002 03:37:49	Bright	46.500	36	50Alp UMa	1.8000	6300.0	93	3350	No
52	GOM_NL__2PRFIN20021021_033924_000000452010_00290_03350_9168.N1	21-OCT-2002 03:39:24	Bright	44.500	82	48Bet UMa	2.3650	10600.	89	3350	No
53	GOM_NL__2PRFIN20021021_034252_000000442010_00290_03350_9169.N1	21-OCT-2002 03:42:52	Bright	43.500	174	52Psi UMa	3.0040	4400.0	87	3350	No
54	GOM_NL__2PRFIN20021021_035108_000001552010_00290_03350_9170.N1	21-OCT-2002 03:51:08	Tw_i_and_stray	154.50	17	78Bet Gem	1.1610	4500.0	309	3350	No
55	GOM_NL__2PRFIN20021021_040118_000000712010_00290_03350_2716.N1	21-OCT-2002 04:01:18	Dark	70.500	48	30Alp Hya	1.9770	4100.0	141	3350	No
56	GOM_NL__2PRFIN20021021_040920_000000472010_00290_03350_2717.N1	21-OCT-2002 04:09:20	Dark	47.000	113	Mu Vel	2.6920	5000.0	94	3350	No
57	GOM_NL__2PRFIN20021021_041058_000000702010_00290_03350_2718.N1	21-OCT-2002 04:10:58	Dark	70.000	132	15Rho Pup	2.8030	6900.0	140	3350	No
58	GOM_NL__2PRFIN20021021_041547_000000462010_00291_03351_2693.N1	21-OCT-2002 04:15:47	Dark	45.500	29	Bet Car	1.6720	10200.	91	3351	No
59	GOM_NL__2PRFIN20021021_041943_000000582010_00291_03351_2694.N1	21-OCT-2002 04:19:43	Dark	58.000	2	Alp Car	-0.73600	7000.0	116	3351	No
60	GOM_NL__2PRFIN20021021_042328_000002242010_00291_03351_2695.N1	21-OCT-2002 04:23:28	Dark	224.00	1	9Alp CMa	-1.4400	11000.	448	3351	No
61	GOM_NL__2PRFIN20021021_043105_000000522010_00291_03351_2696.N1	21-OCT-2002 04:31:05	Straylight	52.000	157	The1Eri	2.9060	9300.0	104	3351	No
62	GOM_NL__2PRFIN20021021_043311_000000492010_00291_03351_2697.N1	21-OCT-2002 04:33:11	Straylight	49.000	84	Alp Phe	2.3970	4500.0	98	3351	No
63	GOM_NL__2PRFIN20021021_043510_000002162010_00291_03351_2698.N1	21-OCT-2002 04:35:10	Tw_i_and_stray	216.00	101	11Alp Lep	2.5820	7000.0	432	3351	No
64	GOM_NL__2PRFIN20021021_043944_000000522010_00291_03351_2699.N1	21-OCT-2002 04:39:44	Straylight	52.000	52	16Bet Cet	2.0370	4500.0	104	3351	No
65	GOM_NL__2PRFIN20021021_044916_000000432010_00291_03351_2700.N1	21-OCT-2002 04:49:16	Bright	42.500	140	88Gam Peg	2.8340	26000.	85	3351	No
66	GOM_NL__2PRFIN20021021_045141_000000512010_00291_03351_2701.N1	21-OCT-2002 04:51:41	Bright	50.500	105	6Bet Ari	2.6450	8900.0	101	3351	No
67	GOM_NL__2PRFIN20021021_045336_000000482010_00291_03351_2702.N1	21-OCT-2002 04:53:36	Bright	48.000	93	53Bet Peg	2.5200	3100.0	96	3351	No
68	GOM_NL__2PRFIN20021021_045520_000000472010_00291_03351_2703.N1	21-OCT-2002 04:55:20	Bright	46.500	53	43Bet And	2.0480	3300.0	93	3351	No
69	GOM_NL__2PRFIN20021021_045827_000000532010_00291_03351_2704.N1	21-OCT-2002 04:58:27	Bright	52.500	73	57Gam1And	2.2600	13100.	105	3351	No
70	GOM_NL__2PRFIN20021021_050101_000000442010_00291_03351_2705.N1	21-OCT-2002 05:01:01	Bright	43.500	68	18Alp Cas	2.2250	4500.0	87	3351	No
71	GOM_NL__2PRFIN20021021_050219_000000452010_00291_03351_2706.N1	21-OCT-2002 05:02:19	Bright	45.000	76	27Gam Cas	2.3000	30000.	90	3351	No
72	GOM_NL__2PRFIN20021021_050429_000000452010_00291_03351_2707.N1	21-OCT-2002 05:04:29	Bright	44.500	89	5Alp Cep	2.4510	8000.0	89	3351	No
73	GOM_NL__2PRFIN20021021_051011_000000442010_00291_03351_2708.N1	21-OCT-2002 05:10:11	Bright	43.500	49	1Alp UMi	1.9900	6300.0	87	3351	No
74	GOM_NL__2PRFIN20021021_051329_000000442010_00291_03351_2709.N1	21-OCT-2002 05:13:29	Bright	44.000	60	7Bet UMi	2.0810	3950.0	88	3351	No
75	GOM_NL__2PRFIN20021021_051826_000000462010_00291_03351_2710.N1	21-OCT-2002 05:18:26	Bright	45.500	36	50Alp UMa	1.8000	6300.0	91	3351	No
76	GOM_NL__2PRFIN20021021_052000_000000452010_00291_03351_2711.N1	21-OCT-2002 05:20:00	Bright	44.500	82	48Bet UMa	2.3650	10600.	89	3351	No
77	GOM_NL__2PRFIN20021021_052328_000000442010_00291_03351_2712.N1	21-OCT-2002 05:23:28	Bright	43.500	174	52Psi UMa	3.0040	4400.0	87	3351	No
78	GOM_NL__2PRFIN20021021_053145_000001572010_00291_03351_2713.N1	21-OCT-2002 05:31:45	Tw_i_and_stray	156.50	17	78Bet Gem	1.1610	4500.0	313	3351	No
79	GOM_NL__2PRFIN20021021_054155_000000722010_00291_03351_2714.N1	21-OCT-2002 05:41:55	Dark	71.500	48	30Alp Hya	1.9770	4100.0	143	3351	No
80	GOM_NL__2PRFIN20021021_054957_000000472010_00291_03351_2715.N1	21-OCT-2002 05:49:57	Dark	47.000	113	Mu Vel	2.6920	5000.0	94	3351	No
81	GOM_NL__2PRFIN20021021_055135_000000722010_00291_03351_2716.N1	21-OCT-2002 05:51:35	Dark	71.500	132	15Rho Pup	2.8030	6900.0	143	3351	No
82	GOM_NL__2PRFIN20021021_055623_000000462010_00292_03352_9169.N1	21-OCT-2002 05:56:23	Dark	46.000	29	Bet Car	1.6720	10200.	92	3352	No
83	GOM_NL__2PRFIN20021021_060020_000000572010_00292_03352_9170.N1	21-OCT-2002 06:00:20	Dark	56.500	2	Alp Car	-0.73600	7000.0	113	3352	No
84	GOM_NL__2PRFIN20021021_060408_000002242010_00292_03352_9171.N1	21-OCT-2002 06:04:08	Dark	224.00	1	9Alp CMa	-1.4400	11000.	448	3352	No
85	GOM_NL__2PRFIN20021021_061141_000000532010_00292_03352_9172.N1	21-OCT-2002 06:11:41	Straylight	53.000	157	The1Eri	2.9060	9300.0	106	3352	No
86	GOM_NL__2PRFIN20021021_061347_000000482010_00292_03352_9173.N1	21-OCT-2002 06:13:47	Straylight	48.000	84	Alp Phe	2.3970	4500.0	96	3352	No
87	GOM_NL__2PRFIN20021021_061548_000002162010_00292_03352_9174.N1	21-OCT-2002 06:15:48	Tw_i_and_stray	216.00	101	11Alp Lep	2.5820	7000.0	432	3352	No
88	GOM_NL__2PRFIN20021021_062020_000000512010_00292_03352_9175.N1	21-OCT-2002 06:20:20	Straylight	51.000	52	16Bet Cet	2.0370	4500.0	102	3352	No
89	GOM_NL__2PRFIN20021021_062952_000000422010_00292_03352_9176.N1	21-OCT-2002 06:29:52	Bright	42.000	140	88Gam Peg	2.8340	26000.	84	3352	No
90	GOM_NL__2PRFIN20021021_063216_000000532010_00292_03352_9177.N1	21-OCT-2002 06:32:16	Bright	52.500	105	6Bet Ari	2.6450	8900.0	105	3352	No
91	GOM_NL__2PRFIN20021021_063413_000000462010_00292_03352_9178.N1	21-OCT-2002 06:34:13	Bright	46.000	93	53Bet Peg	2.5200	3100.0	92	3352	No
92	GOM_NL__2PRFIN20021021_063555_000000452010_00292_03352_9179.N1	21-OCT-2002 06:35:55	Bright	45.000	53	43Bet And	2.0480	3300.0	90	3352	No
93	GOM_NL__2PRFIN20021021_063903_000000512010_00292_03352_9180.N1	21-OCT-2002 06:39:03	Bright	51.000	73	57Gam1And	2.2600	13100.	102	3352	No
94	GOM_NL__2PRFIN20021021_064137_000000462010_00292_03352_9181.N1	21-OCT-2002 06:41:37	Bright	45.500	68	18Alp Cas	2.2250	4500.0	91	3352	No
95	GOM_NL__2PRFIN20021021_064255_000000452010_00292_03352_9182.N1	21-OCT-2002 06:42:55	Bright	44.500	76	27Gam Cas	2.3000	30000.	89	3352	No
96	GOM_NL__2PRFIN20021021_064505_000000442010_00292_03352_9183.N1	21-OCT-2002 06:45:05	Bright	44.000	89	5Alp Cep	2.4510	8000.0	88	3352	No
97	GOM_NL__2PRFIN20021021_065047_000000442010_00292_03352_9184.N1	21-OCT-2002 06:50:47	Bright	44.000	49	1Alp UMi	1.9900	6300.0	88	3352	No
98	GOM_NL__2PRFIN20021021_065405_000000452010_00292_03352_9185.N1	21-OCT-2002 06:54:05	Bright	44.500	60	7Bet UMi	2.0810	3950.0	89	3352	No
99	GOM_NL__2PRFIN20021021_065902_000000452010_00292_03352_9186.N1	21-OCT-2002 06:59:02	Bright	45.000	36	50Alp UMa	1.8000	6300.0	90	3352	No
100	GOM_NL__2PRFIN20021021_070036_000000442010_00292_03352_9187.N1	21-OCT-2002 07:00:36	Bright	44.000	82	48Bet UMa	2.3650	10600.	88	3352	No
101	GOM_NL__2PRFIN20021021_070404_000000442010_00292_03352_9188.N1	21-OCT-2002 07:04:04	Bright	44.000	174	52Psi UMa	3.0040	4400.0	88	3352	No

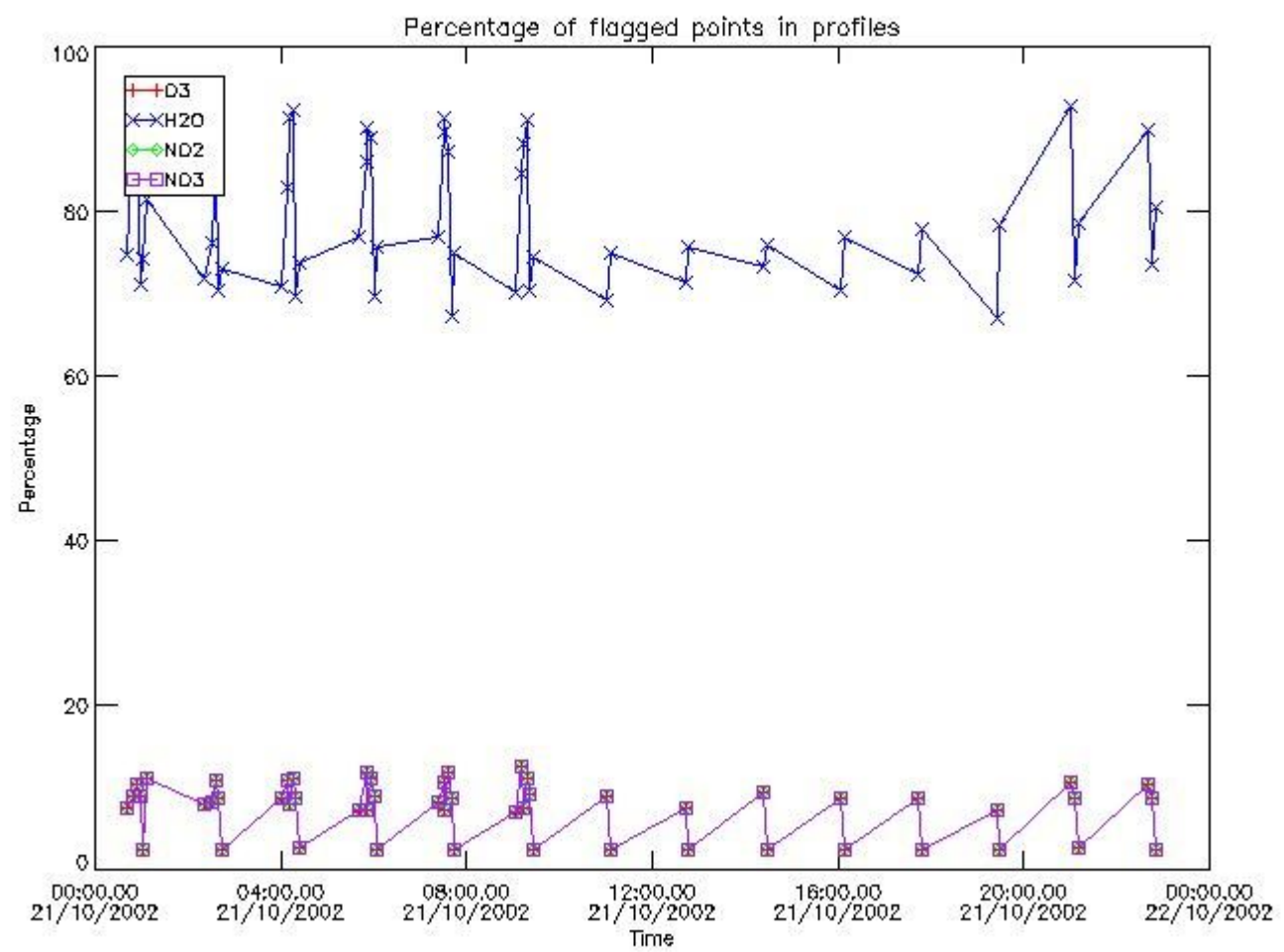
102	GOM_NL__2PRFIN20021021_071222_000001652010_00292_03352_9189.N1	21-OCT-2002 07:12:22	Twilight	164.50	17	78Bet Gem	1.1610	4500.0	329	3352	No
103	GOM_NL__2PRFIN20021021_072232_000000632010_00292_03352_9190.N1	21-OCT-2002 07:22:32	Dark	63.000	48	30Alp Hya	1.9770	4100.0	126	3352	No
104	GOM_NL__2PRFIN20021021_073033_000000492010_00292_03352_9191.N1	21-OCT-2002 07:30:33	Dark	48.500	113	Mu Vel	2.6920	5000.0	97	3352	No
105	GOM_NL__2PRFIN20021021_073213_000000712010_00292_03352_9192.N1	21-OCT-2002 07:32:13	Dark	70.500	132	15Rho Pup	2.8030	6900.0	141	3352	No
106	GOM_NL__2PRFIN20021021_073700_000000442010_00293_03353_2709.N1	21-OCT-2002 07:37:00	Dark	43.500	29	Bet Car	1.6720	10200.	87	3353	No
107	GOM_NL__2PRFIN20021021_074057_000000592010_00293_03353_2710.N1	21-OCT-2002 07:40:57	Dark	58.500	2	Alp Car	-0.73600	7000.0	117	3353	No
108	GOM_NL__2PRFIN20021021_074447_000002242010_00293_03353_2711.N1	21-OCT-2002 07:44:47	Dark	224.00	1	9Alp CMa	-1.4400	11000.	448	3353	No
109	GOM_NL__2PRFIN20021021_075218_000000532010_00293_03353_2712.N1	21-OCT-2002 07:52:18	Straylight	52.500	157	The1Eri	2.9060	9300.0	105	3353	No
110	GOM_NL__2PRFIN20021021_075423_000000482010_00293_03353_2713.N1	21-OCT-2002 07:54:23	Straylight	48.000	84	Alp Phe	2.3970	4500.0	96	3353	No
111	GOM_NL__2PRFIN20021021_075625_000002162010_00293_03353_2714.N1	21-OCT-2002 07:56:25	Twilight	216.00	101	11Alp Lep	2.5820	7000.0	432	3353	No
112	GOM_NL__2PRFIN20021021_080057_000000552010_00293_03353_2715.N1	21-OCT-2002 08:00:57	Straylight	55.000	52	16Bet Cet	2.0370	4500.0	110	3353	No
113	GOM_NL__2PRFIN20021021_081028_000000432010_00293_03353_2716.N1	21-OCT-2002 08:10:28	Bright	43.000	140	88Gam Peg	2.8340	26000.	86	3353	No
114	GOM_NL__2PRFIN20021021_081252_000000522010_00293_03353_2717.N1	21-OCT-2002 08:12:52	Bright	52.000	105	6Bet Ari	2.6450	8900.0	104	3353	No
115	GOM_NL__2PRFIN20021021_081449_000000432010_00293_03353_2718.N1	21-OCT-2002 08:14:49	Bright	42.500	93	53Bet Peg	2.5200	3100.0	85	3353	No
116	GOM_NL__2PRFIN20021021_081631_000000492010_00293_03353_2719.N1	21-OCT-2002 08:16:31	Bright	49.000	53	43Bet And	2.0480	3300.0	98	3353	No
117	GOM_NL__2PRFIN20021021_081938_000000532010_00293_03353_2720.N1	21-OCT-2002 08:19:38	Bright	52.500	73	57Gam1And	2.2600	13100.	105	3353	No
118	GOM_NL__2PRFIN20021021_082213_000000462010_00293_03353_2721.N1	21-OCT-2002 08:22:13	Bright	45.500	68	18Alp Cas	2.2250	4500.0	91	3353	No
119	GOM_NL__2PRFIN20021021_082331_000000452010_00293_03353_2722.N1	21-OCT-2002 08:23:31	Bright	45.000	76	27Gam Cas	2.3000	30000.	90	3353	No
120	GOM_NL__2PRFIN20021021_082541_000000442010_00293_03353_2723.N1	21-OCT-2002 08:25:41	Bright	44.000	89	5Alp Cep	2.4510	8000.0	88	3353	No
121	GOM_NL__2PRFIN20021021_083123_000000412010_00293_03353_2724.N1	21-OCT-2002 08:31:23	Bright	41.000	49	1Alp UMi	1.9900	6300.0	82	3353	No
122	GOM_NL__2PRFIN20021021_083441_000000452010_00293_03353_2725.N1	21-OCT-2002 08:34:41	Bright	44.500	60	7Bet UMi	2.0810	3950.0	89	3353	No
123	GOM_NL__2PRFIN20021021_083938_000000452010_00293_03353_2726.N1	21-OCT-2002 08:39:38	Bright	45.000	36	50Alp UMa	1.8000	6300.0	90	3353	No
124	GOM_NL__2PRFIN20021021_084112_000000442010_00293_03353_2727.N1	21-OCT-2002 08:41:12	Bright	43.500	82	48Bet UMa	2.3650	10600.	87	3353	No
125	GOM_NL__2PRFIN20021021_084441_000000442010_00293_03353_2728.N1	21-OCT-2002 08:44:41	Bright	44.000	174	52Psi UMa	3.0040	4400.0	88	3353	No
126	GOM_NL__2PRFIN20021021_085258_000001492010_00293_03353_2729.N1	21-OCT-2002 08:52:58	Twilight	148.50	17	78Bet Gem	1.1610	4500.0	297	3353	No
127	GOM_NL__2PRFIN20021021_090309_000000742010_00293_03353_2730.N1	21-OCT-2002 09:03:09	Dark	74.000	48	30Alp Hya	1.9770	4100.0	148	3353	No
128	GOM_NL__2PRFIN20021021_091109_000000492010_00293_03353_2731.N1	21-OCT-2002 09:11:09	Dark	49.000	113	Mu Vel	2.6920	5000.0	98	3353	No
129	GOM_NL__2PRFIN20021021_091251_000000682010_00293_03353_2732.N1	21-OCT-2002 09:12:51	Dark	68.000	132	15Rho Pup	2.8030	6900.0	136	3353	No
130	GOM_NL__2PRFIN20021021_091736_000000462010_00294_03354_9168.N1	21-OCT-2002 09:17:36	Dark	45.500	29	Bet Car	1.6720	10200.	91	3354	No
131	GOM_NL__2PRFIN20021021_092134_000000562010_00294_03354_9169.N1	21-OCT-2002 09:21:34	Dark	56.000	2	Alp Car	-0.73600	7000.0	112	3354	No
132	GOM_NL__2PRFIN20021021_092527_000002242010_00294_03354_9170.N1	21-OCT-2002 09:25:27	Dark	224.00	1	9Alp CMa	-1.4400	11000.	448	3354	No
133	GOM_NL__2PRFIN20021021_093254_000000532010_00294_03354_9171.N1	21-OCT-2002 09:32:54	Straylight	53.000	157	The1Eri	2.9060	9300.0	106	3354	No
134	GOM_NL__2PRFIN20021021_093500_000000502010_00294_03354_9172.N1	21-OCT-2002 09:35:00	Straylight	49.500	84	Alp Phe	2.3970	4500.0	99	3354	No
135	GOM_NL__2PRFIN20021021_093702_000002162010_00294_03354_9173.N1	21-OCT-2002 09:37:02	Twilight	216.00	101	11Alp Lep	2.5820	7000.0	432	3354	No
136	GOM_NL__2PRFIN20021021_094133_000000512010_00294_03354_9174.N1	21-OCT-2002 09:41:33	Straylight	51.000	52	16Bet Cet	2.0370	4500.0	102	3354	No
137	GOM_NL__2PRFIN20021021_110210_000000572010_00295_03355_9168.N1	21-OCT-2002 11:02:10	Dark	57.000	2	Alp Car	-0.73600	7000.0	114	3355	No
138	GOM_NL__2PRFIN20021021_110607_000002242010_00295_03355_9169.N1	21-OCT-2002 11:06:07	Dark	224.00	1	9Alp CMa	-1.4400	11000.	448	3355	No
139	GOM_NL__2PRFIN20021021_111331_000000522010_00295_03355_9170.N1	21-OCT-2002 11:13:31	Straylight	52.000	157	The1Eri	2.9060	9300.0	104	3355	No
140	GOM_NL__2PRFIN20021021_111536_000000492010_00295_03355_9171.N1	21-OCT-2002 11:15:36	Straylight	49.000	84	Alp Phe	2.3970	4500.0	98	3355	No
141	GOM_NL__2PRFIN20021021_111739_000002162010_00295_03355_9172.N1	21-OCT-2002 11:17:39	Twilight	216.00	101	11Alp Lep	2.5820	7000.0	432	3355	No
142	GOM_NL__2PRFIN20021021_112245_000001062010_00295_03355_9173.N1	21-OCT-2002 11:22:45	Twilight	105.50	165	34Gam Eri	2.9500	3200.0	211	3355	No
143	GOM_NL__2PRFIN20021021_124247_000000692010_00296_03356_9168.N1	21-OCT-2002 12:42:47	Dark	68.500	2	Alp Car	-0.73600	7000.0	137	3356	No
144	GOM_NL__2PRFIN20021021_124647_000002242010_00296_03356_9169.N1	21-OCT-2002 12:46:47	Dark	224.00	1	9Alp CMa	-1.4400	11000.	448	3356	No
145	GOM_NL__2PRFIN20021021_125408_000000512010_00296_03356_9170.N1	21-OCT-2002 12:54:08	Straylight	51.000	157	The1Eri	2.9060	9300.0	102	3356	No
146	GOM_NL__2PRFIN20021021_125612_000000512010_00296_03356_9171.N1	21-OCT-2002 12:56:12	Straylight	51.000	84	Alp Phe	2.3970	4500.0	102	3356	No
147	GOM_NL__2PRFIN20021021_125817_000002162010_00296_03356_9172.N1	21-OCT-2002 12:58:17	Twilight	216.00	101	11Alp Lep	2.5820	7000.0	432	3356	No
148	GOM_NL__2PRFIN20021021_130321_000001062010_00296_03356_9173.N1	21-OCT-2002 13:03:21	Twilight	105.50	165	34Gam Eri	2.9500	3200.0	211	3356	No
149	GOM_NL__2PRFIN20021021_142324_000000552010_00297_03357_9168.N1	21-OCT-2002 14:23:24	Dark	54.500	2	Alp Car	-0.73600	7000.0	109	3357	No
150	GOM_NL__2PRFIN20021021_142727_000002242010_00297_03357_9169.N1	21-OCT-2002 14:27:27	Dark	224.00	1	9Alp CMa	-1.4400	11000.	448	3357	No
151	GOM_NL__2PRFIN20021021_143444_000000542010_00297_03357_9170.N1	21-OCT-2002 14:34:44	Straylight	53.500	157	The1Eri	2.9060	9300.0	107	3357	No
152	GOM_NL__2PRFIN20021021_143649_000000512010_00297_03357_9171.N1	21-OCT-2002 14:36:49	Straylight	50.500	84	Alp Phe	2.3970	4500.0	101	3357	No
153	GOM_NL__2PRFIN20021021_143854_000002162010_00297_03357_9172.N1	21-OCT-2002 14:38:54	Twilight	216.00	101	11Alp Lep	2.5820	7000.0	432	3357	No
154	GOM_NL__2PRFIN20021021_144358_000001062010_00297_03357_9173.N1	21-OCT-2002 14:43:58	Twilight	105.50	165	34Gam Eri	2.9500	3200.0	211	3357	No
155	GOM_NL__2PRFIN20021021_160359_000000582010_00298_03358_9168.N1	21-OCT-2002 16:03:59	Dark	58.000	2	Alp Car	-0.73600	7000.0	116	3358	No
156	GOM_NL__2PRFIN20021021_160806_000002242010_00298_03358_9169.N1	21-OCT-2002 16:08:06	Dark	224.00	1	9Alp CMa	-1.4400	11000.	448	3358	No
157	GOM_NL__2PRFIN20021021_161519_000000552010_00298_03358_9170.N1	21-OCT-2002 16:15:19	Straylight	55.000	157	The1Eri	2.9060	9300.0	110	3358	No
158	GOM_NL__2PRFIN20021021_161724_000000492010_00298_03358_9171.N1	21-OCT-2002 16:17:24	Straylight	48.500	84	Alp Phe	2.3970	4500.0	97	3358	No
159	GOM_NL__2PRFIN20021021_174436_000000582010_00299_03359_9168.N1	21-OCT-2002 17:44:36	Dark	58.000	2	Alp Car	-0.73600	7000.0	116	3359	No
160	GOM_NL__2PRFIN20021021_174846_000002242010_00299_03359_9169.N1	21-OCT-2002 17:48:46	Dark	224.00	1	9Alp CMa	-1.4400	11000.	448	3359	No

161	GOM_NL__2PRFIN20021021_175555_000000542010_00299_03359_9170.N1	21-OCT-2002 17:55:55	Straylight	53.500	157	The1Eri	2.9060	9300.0	107	3359	No
162	GOM_NL__2PRFIN20021021_175800_000000502010_00299_03359_9171.N1	21-OCT-2002 17:58:00	Straylight	50.000	84	Alp Phe	2.3970	4500.0	100	3359	No
163	GOM_NL__2PRFIN20021021_192513_000000702010_00300_03360_9168.N1	21-OCT-2002 19:25:13	Dark	70.000	2	Alp Car	-0.73600	7000.0	140	3360	No
164	GOM_NL__2PRFIN20021021_192926_000002232010_00300_03360_9169.N1	21-OCT-2002 19:29:26	Dark	223.00	1	9Alp CMA	-1.4400	11000.	446	3360	No
165	GOM_NL__2PRFIN20021021_193632_000000552010_00300_03360_9170.N1	21-OCT-2002 19:36:32	Straylight	54.500	157	The1Eri	2.9060	9300.0	109	3360	No
166	GOM_NL__2PRFIN20021021_205947_000000492010_00301_03361_9168.N1	21-OCT-2002 20:59:47	Dark	48.500	46	Del Vel	1.9540	10600.	97	3361	No
167	GOM_NL__2PRFIN20021021_210549_000000592010_00301_03361_9169.N1	21-OCT-2002 21:05:49	Dark	58.500	2	Alp Car	-0.73600	7000.0	117	3361	No
168	GOM_NL__2PRFIN20021021_211006_000002232010_00301_03361_9170.N1	21-OCT-2002 21:10:06	Dark	222.50	1	9Alp CMA	-1.4400	11000.	445	3361	No
169	GOM_NL__2PRFIN20021021_211708_000000532010_00301_03361_9171.N1	21-OCT-2002 21:17:08	Straylight	52.500	157	The1Eri	2.9060	9300.0	105	3361	No
170	GOM_NL__2PRFIN20021021_224024_000000502010_00302_03362_9188.N1	21-OCT-2002 22:40:24	Dark	49.500	46	Del Vel	1.9540	10600.	99	3362	No
171	GOM_NL__2PRFIN20021021_224626_000000592010_00302_03362_9189.N1	21-OCT-2002 22:46:26	Dark	59.000	2	Alp Car	-0.73600	7000.0	118	3362	No
172	GOM_NL__2PRFIN20021021_225046_000002232010_00302_03362_9190.N1	21-OCT-2002 22:50:46	Dark	222.50	1	9Alp CMA	-1.4400	11000.	445	3362	No
173	GOM_NL__2PRFIN20021021_225745_000000542010_00302_03362_9191.N1	21-OCT-2002 22:57:45	Straylight	54.000	157	The1Eri	2.9060	9300.0	108	3362	No
174	GOM_NL__2PRFIN20021021_225948_000000472010_00302_03362_2730.N1	21-OCT-2002 22:59:48	Straylight	47.000	84	Alp Phe	2.3970	4500.0	94	3362	No
175	GOM_NL__2PRFIN20021021_230621_000000532010_00302_03362_2731.N1	21-OCT-2002 23:06:21	Straylight	53.000	52	16Bet Cet	2.0370	4500.0	106	3362	No
176	GOM_NL__2PRFIN20021021_231552_000000432010_00302_03362_2732.N1	21-OCT-2002 23:15:52	Bright	42.500	140	88Gam Peg	2.8340	26000.	85	3362	No
177	GOM_NL__2PRFIN20021021_231811_000000522010_00302_03362_2733.N1	21-OCT-2002 23:18:11	Bright	51.500	105	6Bet Ari	2.6450	8900.0	103	3362	No
178	GOM_NL__2PRFIN20021021_232016_000000462010_00302_03362_2734.N1	21-OCT-2002 23:20:16	Bright	46.000	93	53Bet Peg	2.5200	3100.0	92	3362	No
179	GOM_NL__2PRFIN20021021_232153_000000482010_00302_03362_2735.N1	21-OCT-2002 23:21:53	Bright	47.500	53	43Bet And	2.0480	3300.0	95	3362	No
180	GOM_NL__2PRFIN20021021_232457_000000512010_00302_03362_2736.N1	21-OCT-2002 23:24:57	Bright	51.000	73	57Gam1And	2.2600	13100.	102	3362	No
181	GOM_NL__2PRFIN20021021_232735_000000462010_00302_03362_2737.N1	21-OCT-2002 23:27:35	Bright	46.000	68	18Alp Cas	2.2250	4500.0	92	3362	No
182	GOM_NL__2PRFIN20021021_232853_000000452010_00302_03362_2738.N1	21-OCT-2002 23:28:53	Bright	45.000	76	27Gam Cas	2.3000	30000.	90	3362	No
183	GOM_NL__2PRFIN20021021_233108_000000442010_00302_03362_2739.N1	21-OCT-2002 23:31:08	Bright	44.000	89	5Alp Cep	2.4510	8000.0	88	3362	No
184	GOM_NL__2PRFIN20021021_233646_000000452010_00302_03362_2740.N1	21-OCT-2002 23:36:46	Bright	45.000	49	1Alp UMi	1.9900	6300.0	90	3362	No
185	GOM_NL__2PRFIN20021021_234006_000000452010_00302_03362_2741.N1	21-OCT-2002 23:40:06	Bright	44.500	60	7Bet UMi	2.0810	3950.0	89	3362	No
186	GOM_NL__2PRFIN20021021_234217_000000952010_00302_03362_2742.N1	21-OCT-2002 23:42:17	Bright	95.000	42	34Bet Aur	1.9000	10200.	190	3362	No
187	GOM_NL__2PRFIN20021021_234607_000000422010_00302_03362_2743.N1	21-OCT-2002 23:46:07	Bright	41.500	32	77Eps UMa	1.7630	11000.	83	3362	No
188	GOM_NL__2PRFIN20021021_235004_000000552010_00302_03362_2744.N1	21-OCT-2002 23:50:04	Bright	54.500	174	52Psi UMa	3.0040	4400.0	109	3362	No
189	GOM_NL__2PRFIN20021021_235829_000001902010_00302_03362_2745.N1	21-OCT-2002 23:58:29	Twilight	190.00	17	78Bet Gem	1.1610	4500.0	380	3362	No

3. Quality information per product

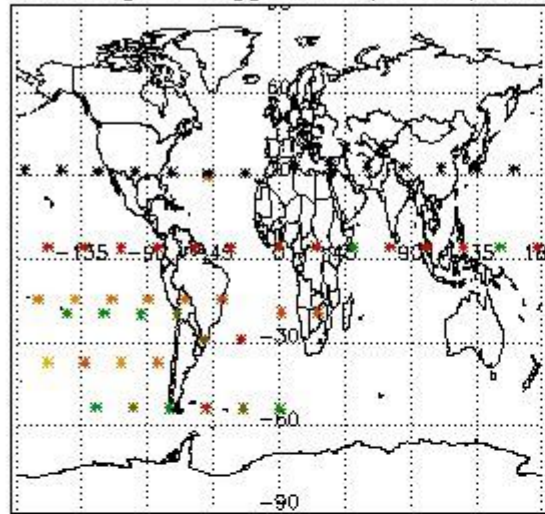
In this section it is plotted some information contained in the Quality Summary data set of the level 2 products. Only products in dark limb conditions and without errors (error flag in the MPH set to "0") are used.

3.1 Plot quality information per product (time dependant)

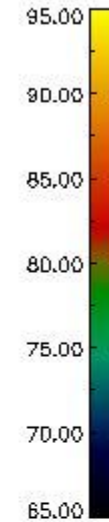
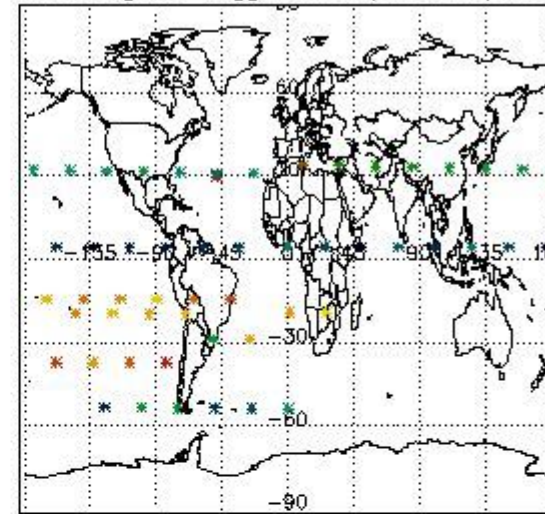


3.2 Plot quality information per product (world map)

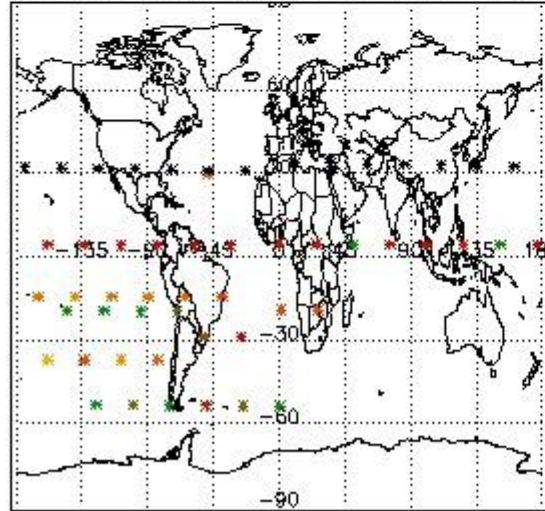
Percentage of flagged data per O3 profile



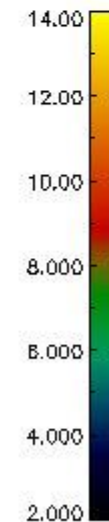
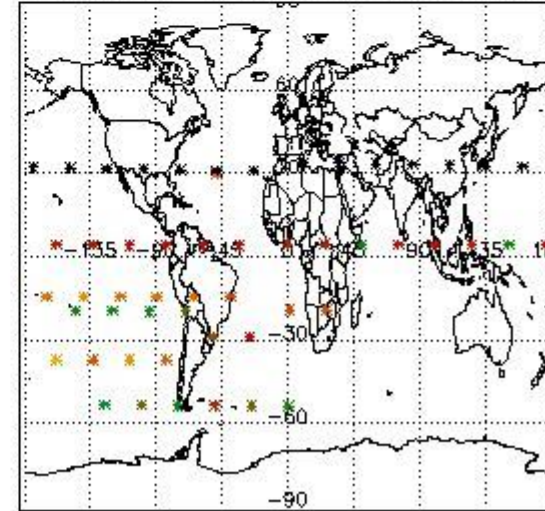
Percentage of flagged data per H2O profile



Percentage of flagged data per NO2 profile



Percentage of flagged data per NO3 profile

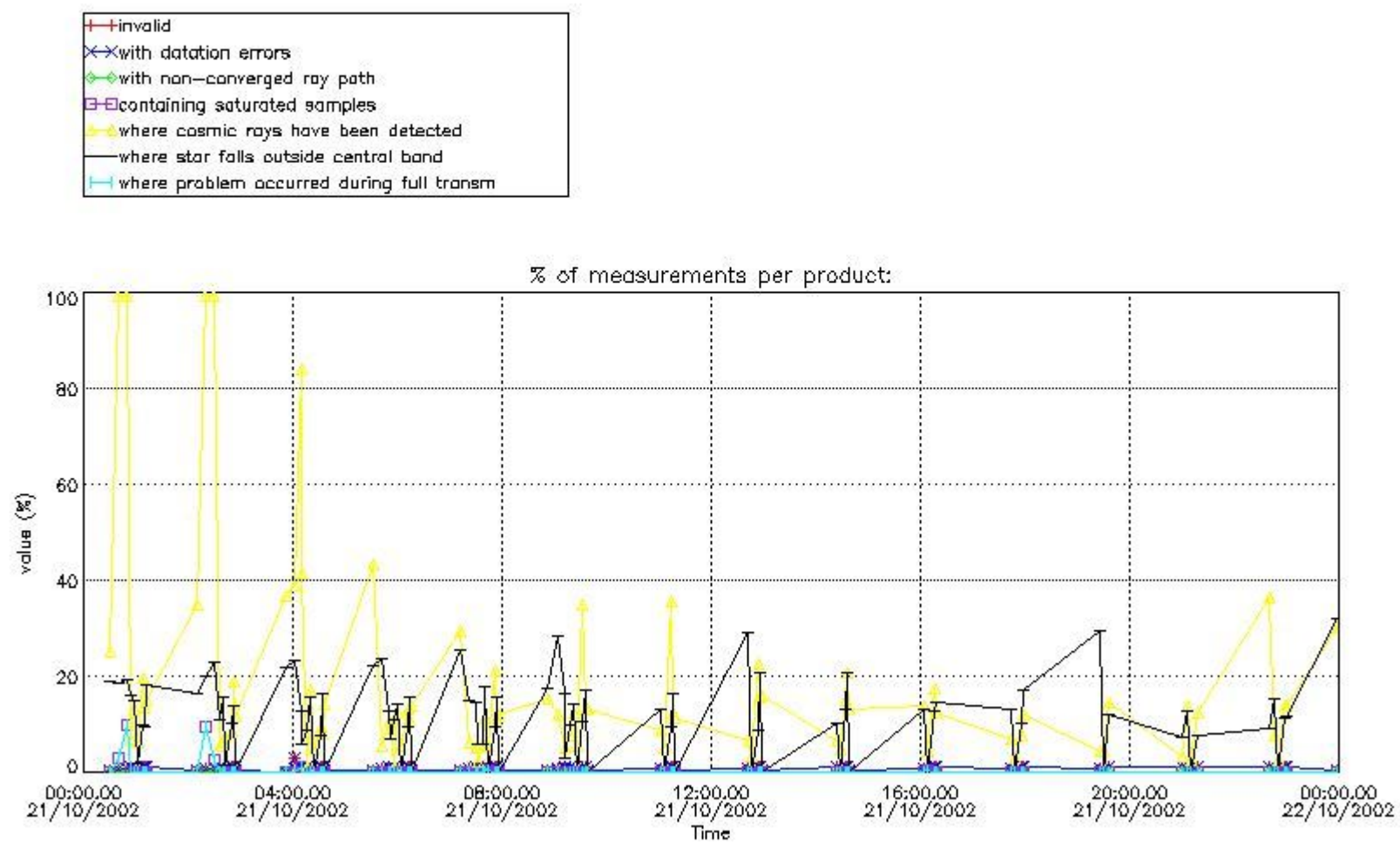


4. Level 1 quality information per product

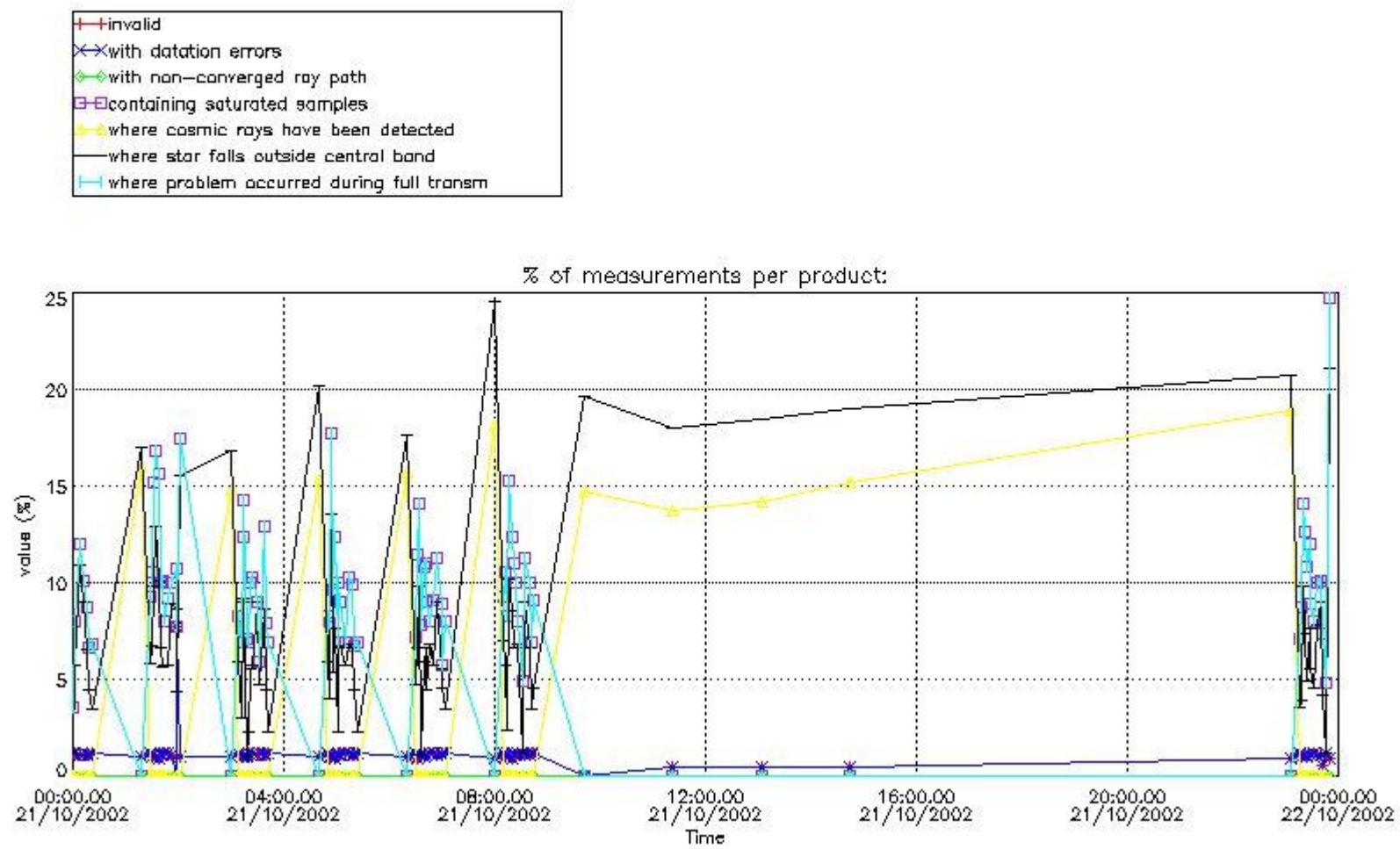
In this section it is plotted some information contained in the Quality Summary data set of the level 2 products that comes from the level 1b processing. Products without errors (error flag in the MPH set to "0") are used.

4.1 Plot quality information per product (time dependant) coming from level 1b processing

4.1.1 Plot level 1 quality information per product (time dependant): ENVISAT ASCENDING passes

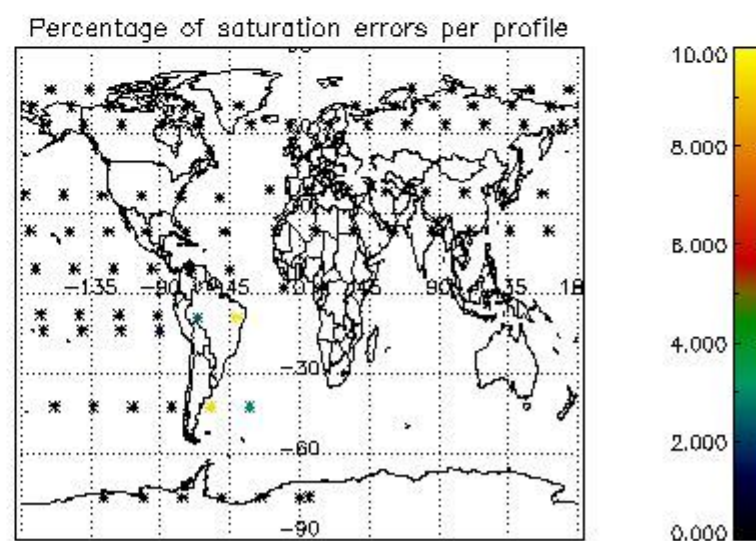
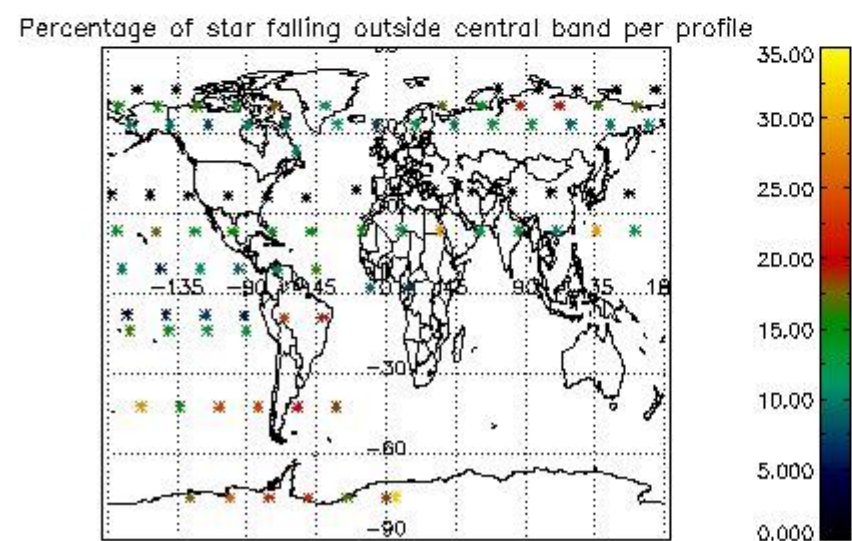
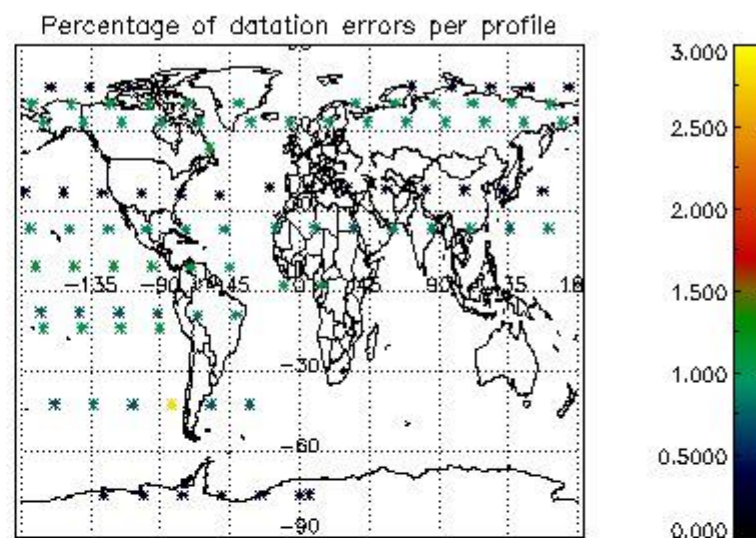
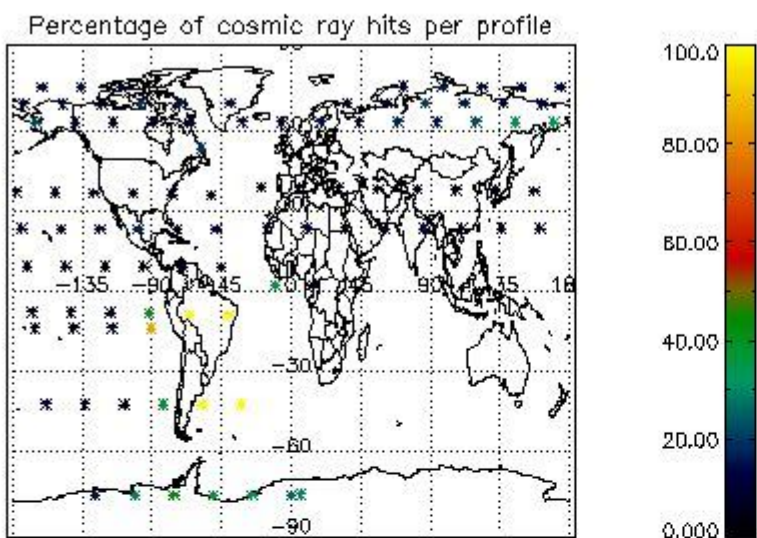


4.1.2 Plot level 1 quality information per product (time dependant): ENVI SAT DESCENDING passes

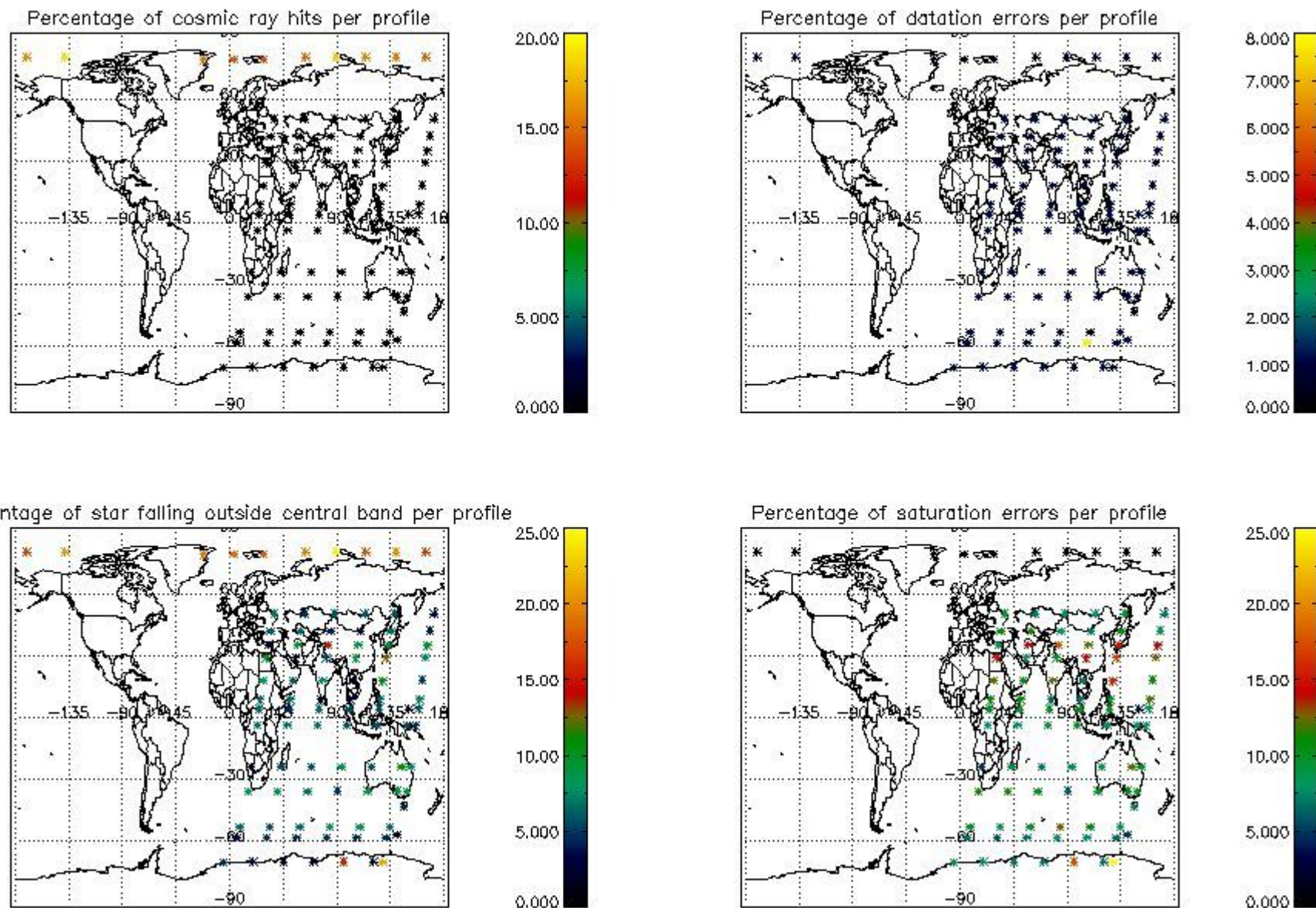


4.2 Plot quality information per product coming from level 1b processing (world map)

4.2.1 Plot level 1 quality information per product (world map): ENVISAT ASCENDING passes



4.2.2 Plot level 1 quality information per product (world map): ENVISAT DESCENDING passes



5. Trace gas profiles

5.1 Ozone statistics based on quality of products

The final quality of the products can be "measured" using the STD (Standard Deviation) attached to every point profile. This information is written to the parameter GOM_NL__2P/NL_LOCAL_SPECIES_DENSITY/o3_std of the level 2 products. The table below shows the statistics for given STD ranges.

The statistics are given with respect to the overall valid production:

- Products without fatal errors: GOM_NL__2P/MPH/PRODUCT_ERR=0
- Valid point profile: GOM_NL__2P/NL_LOCAL_SPECIES_DENSITY/pcd(0)=0

The 'Criteria' is applied to valid points of dark limb products:

- Products in dark limb illumination condition: GOM_NL__2P/NL_SUMMARY_QUALITY/obs_ill_cond=0
- Products without fatal errors: GOM_NL__2P/MPH/PRODUCT_ERR=0
- Valid point profile: GOM_NL__2P/NL_LOCAL_SPECIES_DENSITY/pcd(0)=0

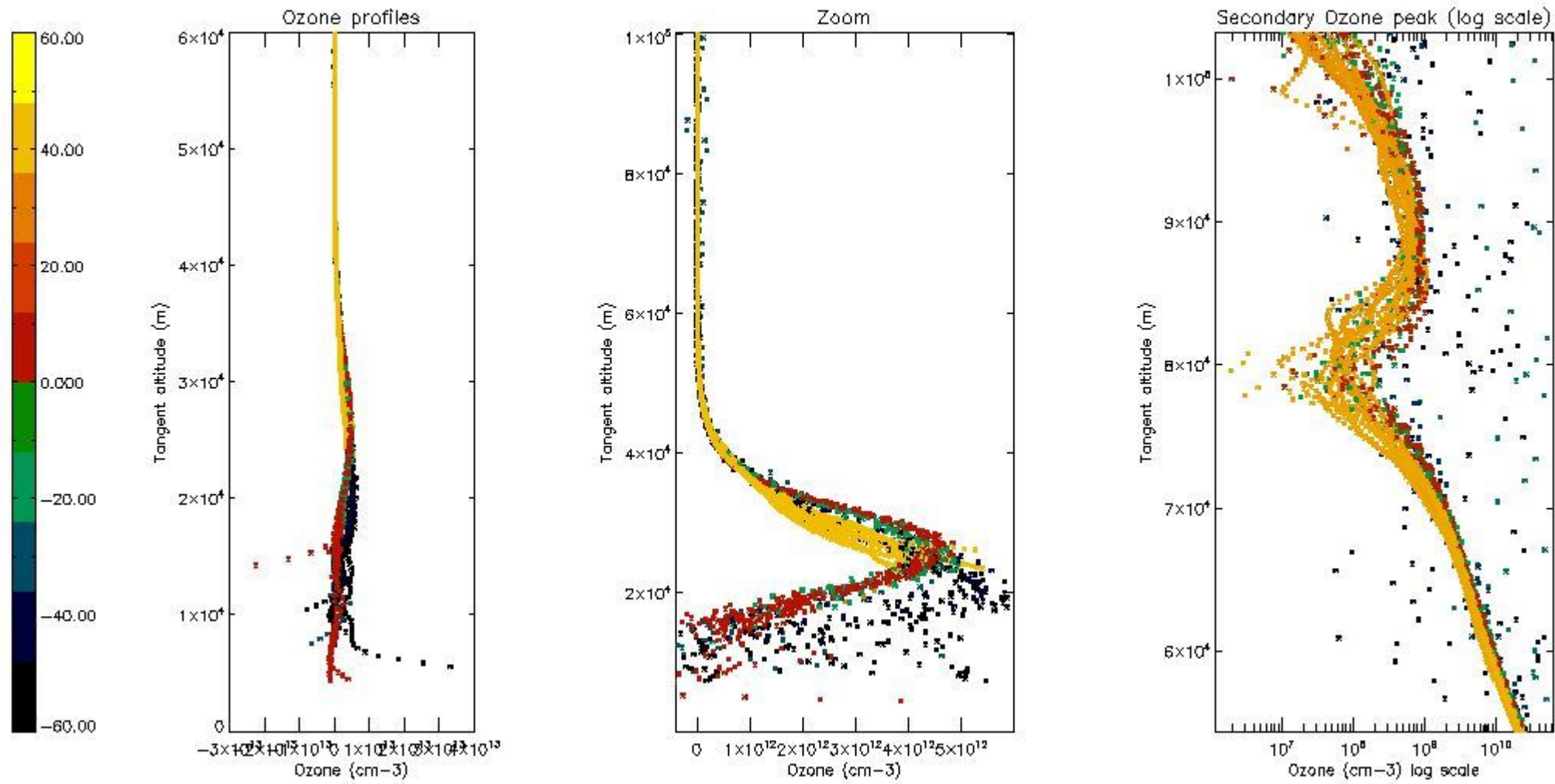
So, the table below shows the percentage of dark limb and valid observations for each criteria with respect to the overall valid daily observations.

Criteria	% of total production
All STD	39
STD < 20	24

STD < 10	23
STD < 5	20

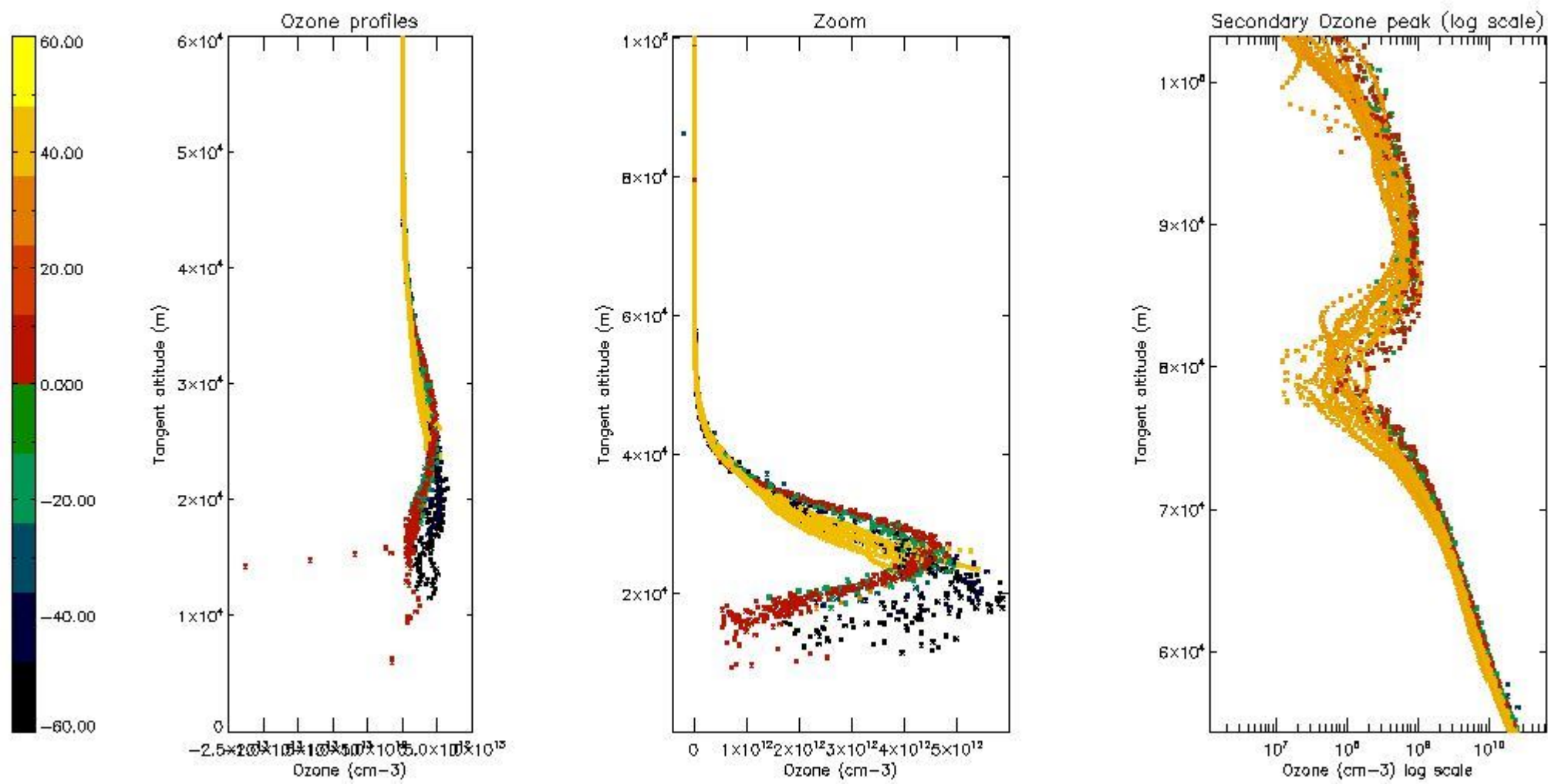
5.2 Plot ozone profiles for all STD (dark without errors)

The colorbar represents the latitude.



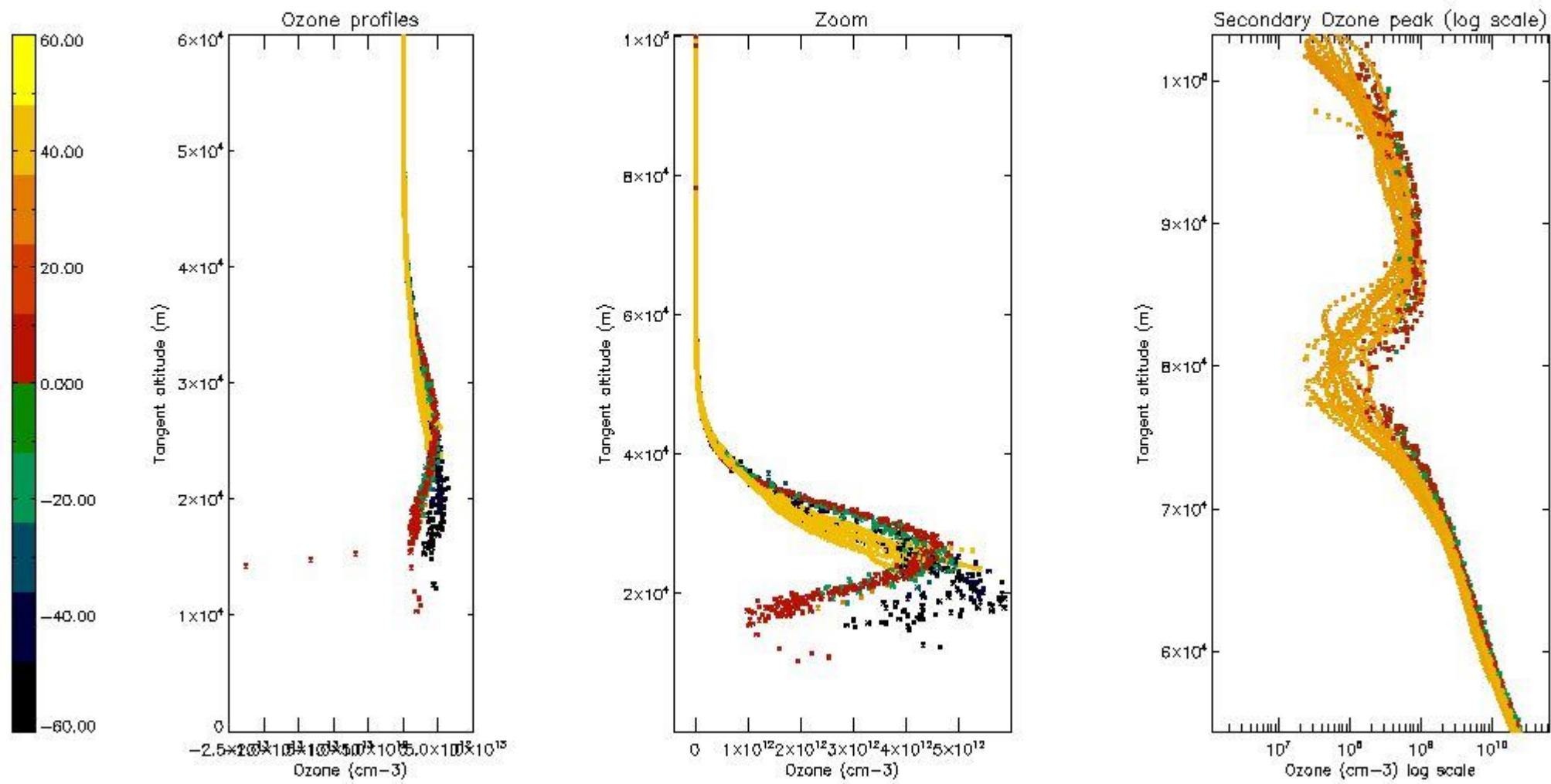
5.3 Plot ozone profiles where STD < 20% (dark without errors)

The colorbar represents the latitude.



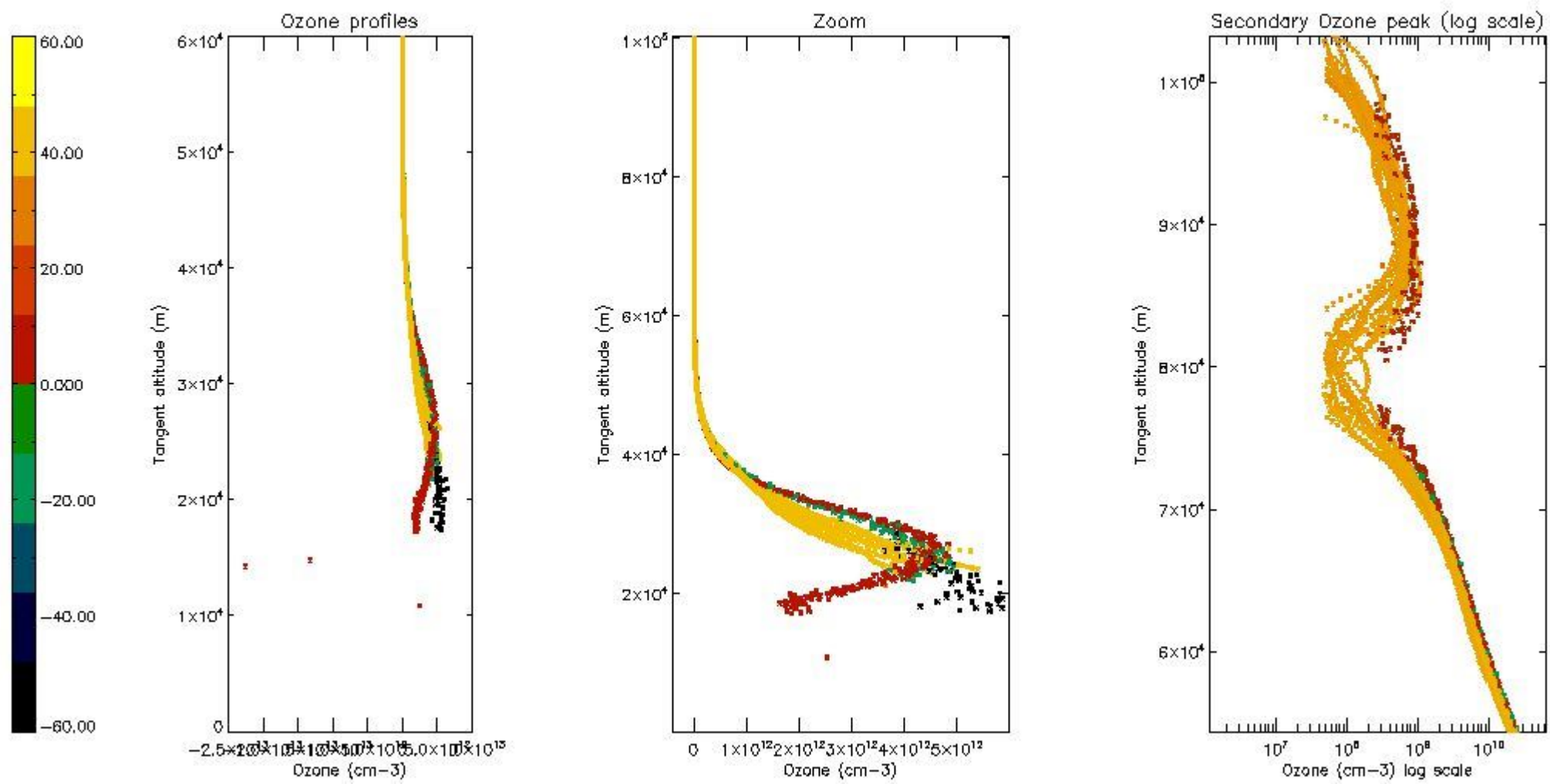
5.4 Plot ozone profiles where STD < 10% (dark without errors)

The colorbar represents the latitude.



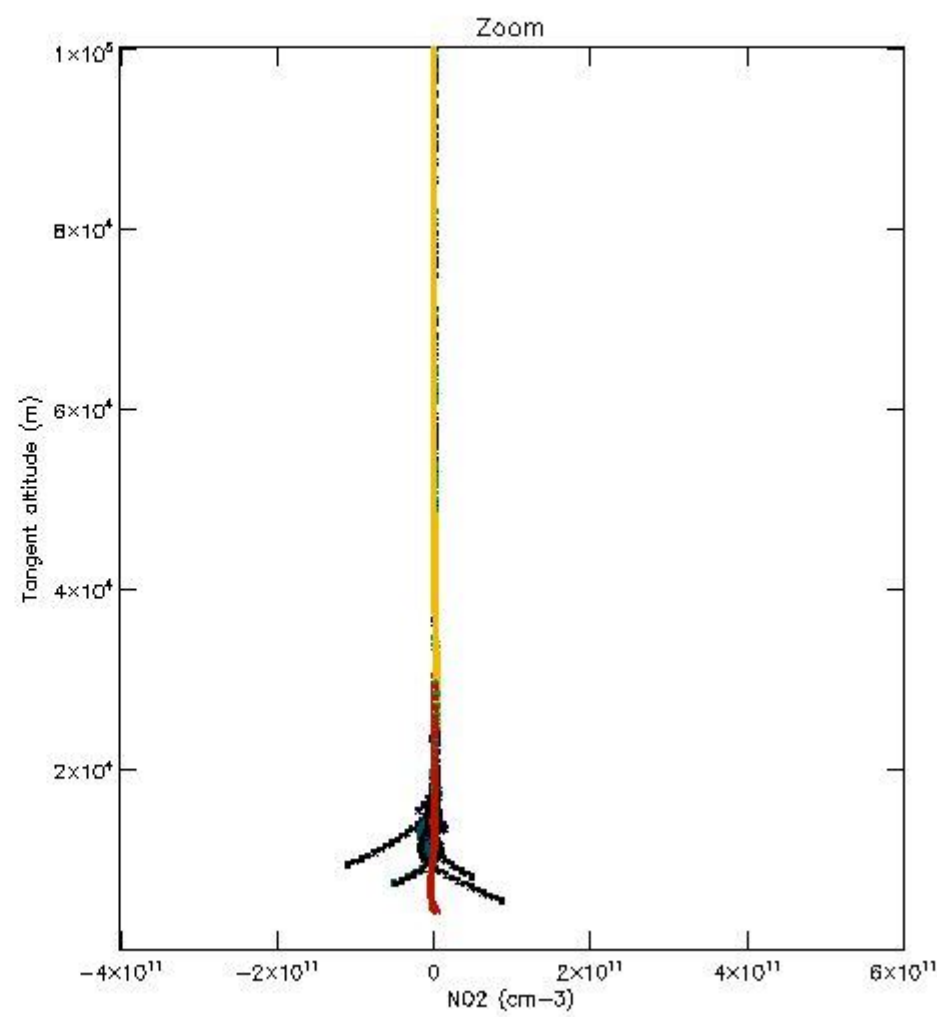
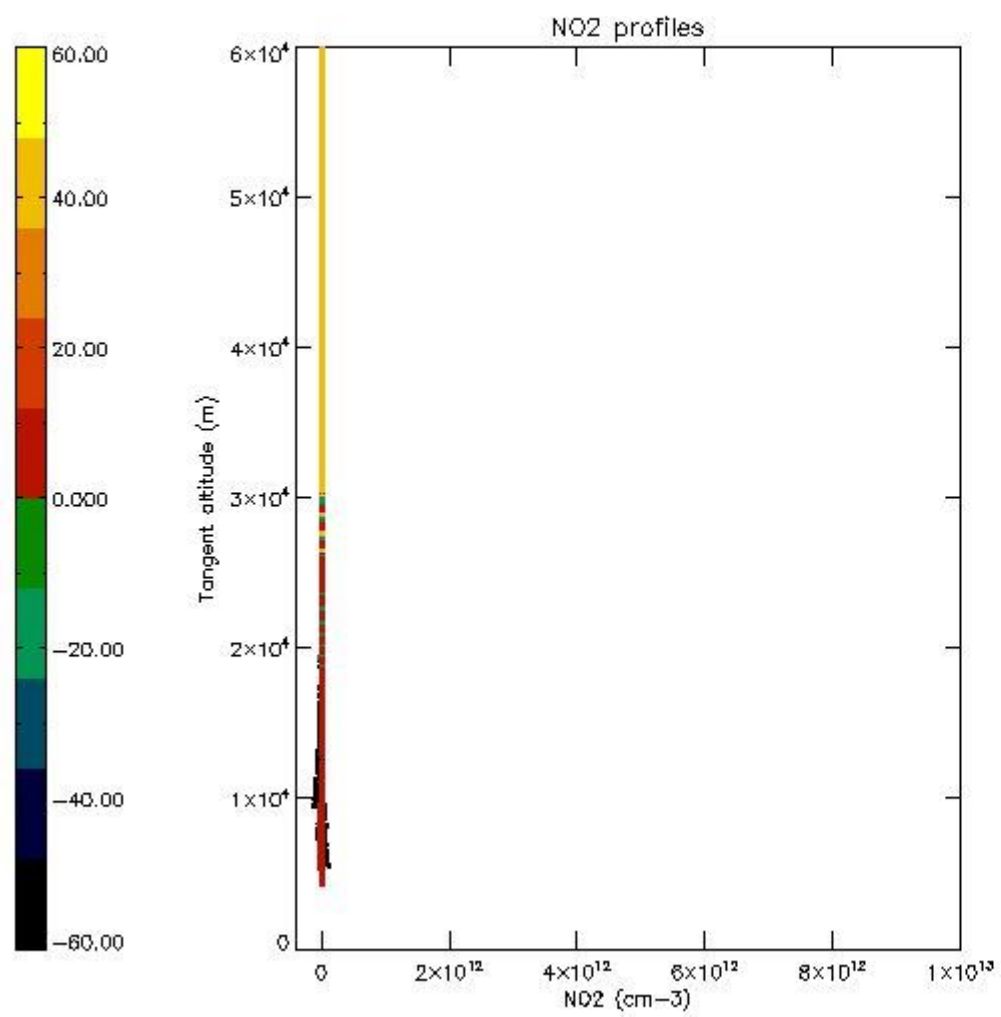
5.5 Plot ozone profiles where STD < 5% (dark without errors)

The colorbar represents the latitude.



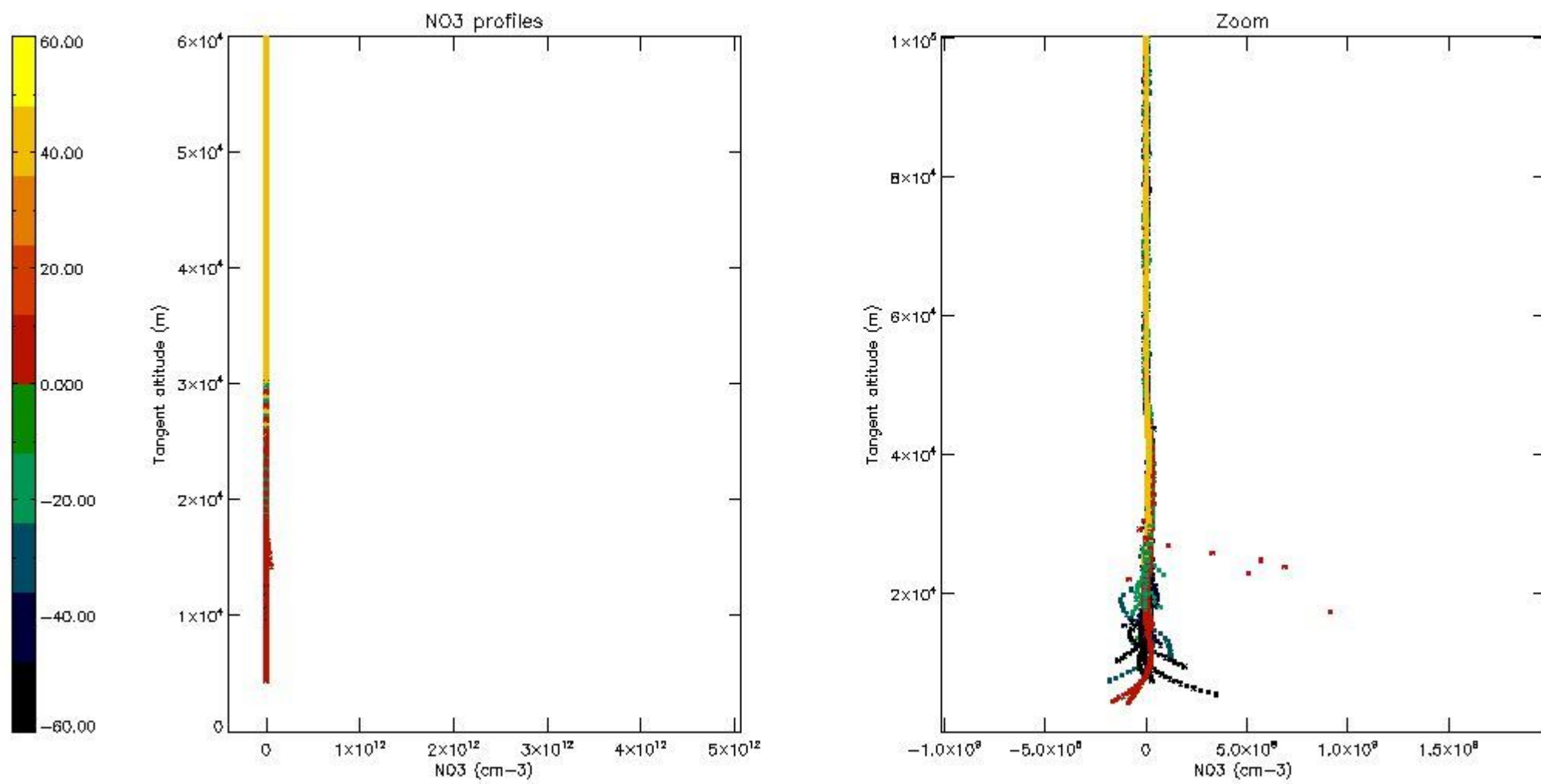
5.6 Plot NO₂ profiles for all STD (dark without errors)

The colorbar represents the latitude.



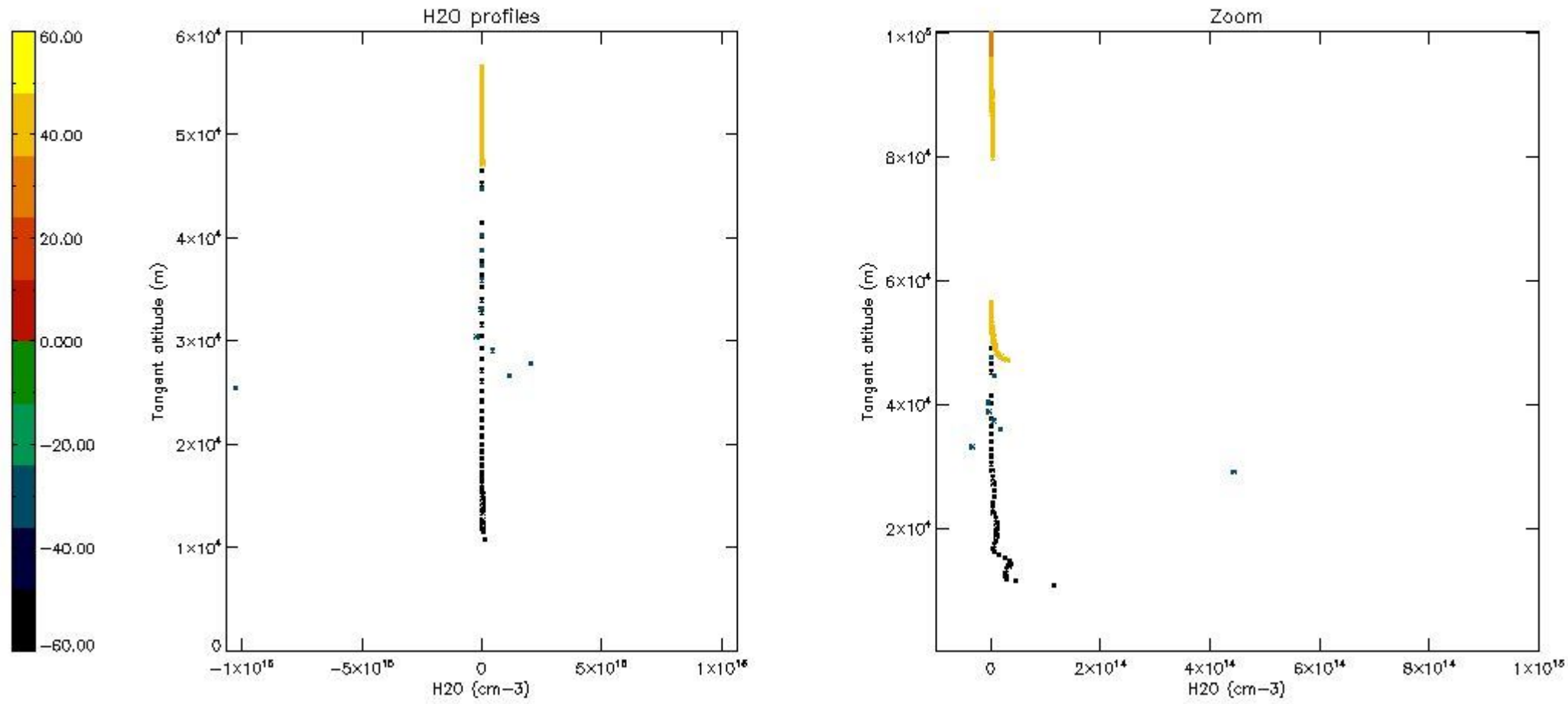
5.7 Plot NO3 profiles for all STD (dark without errors)

The colorbar represents the latitude.



5.8 Plot H₂O profiles for all STD (only for occultations of stars 1,2,3,4,13,14,16,26,63 dark without errors)

The colorbar represents the latitude.



6. Auxiliary Data Files used for the production reported in section 2

The number reported in the third column indicates since which file (see list in section 2) the corresponding auxiliary file has been used. The fourth column is the date of those product files.

Type	Auxiliary Filename	Used since product	Used since product date
INST_PHYS_CHARACTERISTICS	GOM_INS_AXNIEC20050627_150440_20020301_000000_20100101_000000	1	21-OCT-2002 00:00:32
LEVEL-2_PROC_CONFIG	GOM_PR2_AXVIEC20091111_152718_20020301_000000_20500101_000000	1	21-OCT-2002 00:00:32
CROSS_SECTIONS_FILE	GOM_CRS_AXVIEC20091111_154832_20020301_000000_20500101_000000	1	21-OCT-2002 00:00:32

GOMOS Level 2 Daily Report

SUMMARY

[1. General Info](#)

[2. Summary of processed GOM_NL_2P products](#)

[3. Level 2 Quality information per product](#)

[3.1 Plot of level 2 quality information per product \(time dependant\)](#)

[3.2 Plot of level 2 quality information per product \(world map\)](#)

[4. Level 1 Quality information per product \(stored on level 2 products\)](#)

[4.1 Plot of level 1 quality information per product \(time dependant\)](#)

[4.1.1 Plot of level 1 quality information per product \(time dependant\): ASCENDING](#)

[4.1.2 Plot of level 1 quality information per product \(time dependant\): DESCENDING](#)

[4.2 Plot of level 1 quality information per product \(world map\)](#)

[4.2.1 Plot of level 1 quality information per product \(world map\): ASCENDING](#)

[4.2.2 Plot of level 1 quality information per product \(world map\): DESCENDING](#)

[5. Ozone profiles based on quality statistics and other trace gas profiles](#)

[5.1 Ozone statistics based on quality of products](#)

[5.2 Plot ozone profiles for all STD \(dark without errors\)](#)

[5.3 Plot ozone profiles where STD < 20% \(dark without errors\)](#)

[5.4. Plot ozone profiles where STD < 10% \(dark without errors\)](#)

[5.5. Plot ozone profiles where STD < 5% \(dark without errors\)](#)

[5.6 Plot NO2 profiles for all STD \(dark without errors\)](#)

[5.7 Plot NO3 profiles for all STD \(dark without errors\)](#)

[5.8 Plot H2O profiles \(only for occultations of stars 1,2,3,4,13,14,16,26,63 dark without errors\) for all STD](#)

[6. Auxiliary Data Files used for the production reported in section 2](#)

This report presents the daily analysis on parameters extracted from GOMOS level 2 data (GOM_NL__2P). It is intended to monitor some important parameters that will impact the quality of these products. A list of level 2 products (and content) that have arrived during the reporting day to the PCF is also given.

Item	Value
Time of report generation	17APR2013 19:36:29
Data source version	GOMOS/6.01
Start time of products	21-10-2002 (21OCT2002 00:00:00)
Stop time of products	22-10-2002 (22OCT2002 00:00:00)
Store outputs in DB	Yes
Nb of level 2 prods	189
Nb of prods with errors	0

2. Summary of processed GOM_NL__2P products.

Nr	Filename	UTC Start time	Limb	Duration	Star Id	Star Name	Star Mag	Star Temp	Nb Meas	Orbit	Prod. error
1	GOM_NL__2PRFIN20021021_000032_000000432010_00288_03348_2803.N1	21-OCT-2002 00:00:32	Bright	42.500	76	27Gam Cas	2.3000	30000.	85	3348	No
2	GOM_NL__2PRFIN20021021_000239_000000442010_00288_03348_2804.N1	21-OCT-2002 00:02:39	Bright	44.000	89	5Alp Cep	2.4510	8000.0	88	3348	No
3	GOM_NL__2PRFIN20021021_000823_000000462010_00288_03348_2805.N1	21-OCT-2002 00:08:23	Bright	46.000	49	1Alp UMi	1.9900	6300.0	92	3348	No
4	GOM_NL__2PRFIN20021021_001140_000000452010_00288_03348_2806.N1	21-OCT-2002 00:11:40	Bright	44.500	60	7Bet UMi	2.0810	3950.0	89	3348	No
5	GOM_NL__2PRFIN20021021_001637_000000462010_00288_03348_2807.N1	21-OCT-2002 00:16:37	Bright	46.000	36	50Alp UMa	1.8000	6300.0	92	3348	No
6	GOM_NL__2PRFIN20021021_001811_000000452010_00288_03348_2808.N1	21-OCT-2002 00:18:11	Bright	45.000	82	48Bet UMa	2.3650	10600.	90	3348	No
7	GOM_NL__2PRFIN20021021_002139_000000442010_00288_03348_2809.N1	21-OCT-2002 00:21:39	Bright	44.000	174	52Psi UMa	3.0040	4400.0	88	3348	No
8	GOM_NL__2PRFIN20021021_002955_000001492010_00288_03348_2810.N1	21-OCT-2002 00:29:55	Tw_i_and_stray	148.50	17	78Bet Gem	1.1610	4500.0	297	3348	No
9	GOM_NL__2PRFIN20021021_004004_000000682010_00288_03348_2811.N1	21-OCT-2002 00:40:04	Dark	67.500	48	30Alp Hya	1.9770	4100.0	135	3348	No
10	GOM_NL__2PRFIN20021021_004929_000000572010_00288_03348_2812.N1	21-OCT-2002 00:49:29	Dark	57.000	65	Lam Vel	2.2040	4400.0	114	3348	No
11	GOM_NL__2PRFIN20021021_005435_000000502010_00289_03349_2788.N1	21-OCT-2002 00:54:35	Dark	49.500	29	Bet Car	1.6720	10200.	99	3349	No
12	GOM_NL__2PRFIN20021021_005829_000000582010_00289_03349_2789.N1	21-OCT-2002 00:58:29	Dark	57.500	2	Alp Car	-0.73600	7000.0	115	3349	No
13	GOM_NL__2PRFIN20021021_010208_000002242010_00289_03349_2790.N1	21-OCT-2002 01:02:08	Dark	224.00	1	9Alp CMa	-1.4400	11000.	448	3349	No
14	GOM_NL__2PRFIN20021021_010704_000000462010_00289_03349_2791.N1	21-OCT-2002 01:07:04	Dark	46.000	9	Alp Eri	0.45300	24000.	92	3349	No
15	GOM_NL__2PRFIN20021021_010952_000000532010_00289_03349_2792.N1	21-OCT-2002 01:09:52	Straylight	52.500	157	The1Eri	2.9060	9300.0	105	3349	No
16	GOM_NL__2PRFIN20021021_011159_000000502010_00289_03349_2793.N1	21-OCT-2002 01:11:59	Straylight	50.000	84	Alp Phe	2.3970	4500.0	100	3349	No
17	GOM_NL__2PRFIN20021021_011832_000000502010_00289_03349_2794.N1	21-OCT-2002 01:18:32	Straylight	50.000	52	16Bet Cet	2.0370	4500.0	100	3349	No
18	GOM_NL__2PRFIN20021021_012804_000000432010_00289_03349_2795.N1	21-OCT-2002 01:28:04	Bright	43.000	140	88Gam Peg	2.8340	26000.	86	3349	No
19	GOM_NL__2PRFIN20021021_013029_000000522010_00289_03349_2796.N1	21-OCT-2002 01:30:29	Bright	52.000	105	6Bet Ari	2.6450	8900.0	104	3349	No
20	GOM_NL__2PRFIN20021021_013224_000000462010_00289_03349_2797.N1	21-OCT-2002 01:32:24	Bright	46.000	93	53Bet Peg	2.5200	3100.0	92	3349	No
21	GOM_NL__2PRFIN20021021_013408_000000512010_00289_03349_2798.N1	21-OCT-2002 01:34:08	Bright	50.500	53	43Bet And	2.0480	3300.0	101	3349	No
22	GOM_NL__2PRFIN20021021_013716_000000552010_00289_03349_2799.N1	21-OCT-2002 01:37:16	Bright	54.500	73	57Gam1And	2.2600	13100.	109	3349	No
23	GOM_NL__2PRFIN20021021_013949_000000452010_00289_03349_2800.N1	21-OCT-2002 01:39:49	Bright	45.000	68	18Alp Cas	2.2250	4500.0	90	3349	No
24	GOM_NL__2PRFIN20021021_014108_000000452010_00289_03349_2801.N1	21-OCT-2002 01:41:08	Bright	44.500	76	27Gam Cas	2.3000	30000.	89	3349	No
25	GOM_NL__2PRFIN20021021_014316_000000442010_00289_03349_2802.N1	21-OCT-2002 01:43:16	Bright	44.000	89	5Alp Cep	2.4510	8000.0	88	3349	No
26	GOM_NL__2PRFIN20021021_014859_000000442010_00289_03349_2803.N1	21-OCT-2002 01:48:59	Bright	43.500	49	1Alp UMi	1.9900	6300.0	87	3349	No
27	GOM_NL__2PRFIN20021021_015216_000000452010_00289_03349_2804.N1	21-OCT-2002 01:52:16	Bright	45.000	60	7Bet UMi	2.0810	3950.0	90	3349	No
28	GOM_NL__2PRFIN20021021_015713_000000472010_00289_03349_2805.N1	21-OCT-2002 01:57:13	Bright	46.500	36	50Alp UMa	1.8000	6300.0	93	3349	No
29	GOM_NL__2PRFIN20021021_015846_000000462010_00289_03349_2806.N1	21-OCT-2002 01:58:46	Bright	45.500	82	48Bet UMa	2.3650	10600.	91	3349	No
30	GOM_NL__2PRFIN20021021_020214_000000522010_00289_03349_2807.N1	21-OCT-2002 02:02:14	Bright	51.500	174	52Psi UMa	3.0040	4400.0	103	3349	No
31	GOM_NL__2PRFIN20021021_021031_000001462010_00289_03349_2808.N1	21-OCT-2002 02:10:31	Tw_i_and_stray	145.50	17	78Bet Gem	1.1610	4500.0	291	3349	No
32	GOM_NL__2PRFIN20021021_022040_000000702010_00289_03349_2809.N1	21-OCT-2002 02:20:40	Dark	69.500	48	30Alp Hya	1.9770	4100.0	139	3349	No
33	GOM_NL__2PRFIN20021021_023005_000000622010_00289_03349_2810.N1	21-OCT-2002 02:30:05	Dark	61.500	65	Lam Vel	2.2040	4400.0	123	3349	No
34	GOM_NL__2PRFIN20021021_023511_000000472010_00290_03350_9150.N1	21-OCT-2002 02:35:11	Dark	46.500	29	Bet Car	1.6720	10200.	93	3350	No
35	GOM_NL__2PRFIN20021021_023906_000000582010_00290_03350_9151.N1	21-OCT-2002 02:39:06	Dark	58.000	2	Alp Car	-0.73600	7000.0	116	3350	No
36	GOM_NL__2PRFIN20021021_024248_000002242010_00290_03350_9152.N1	21-OCT-2002 02:42:48	Dark	224.00	1	9Alp CMa	-1.4400	11000.	448	3350	No
37	GOM_NL__2PRFIN20021021_025028_000000542010_00290_03350_9153.N1	21-OCT-2002 02:50:28	Straylight	53.500	157	The1Eri	2.9060	9300.0	107	3350	No
38	GOM_NL__2PRFIN20021021_025235_000000482010_00290_03350_9154.N1	21-OCT-2002 02:52:35	Straylight	47.500	84	Alp Phe	2.3970	4500.0	95	3350	No
39	GOM_NL__2PRFIN20021021_025433_000002162010_00290_03350_9155.N1	21-OCT-2002 02:54:33	Tw_i_and_stray	216.00	101	11Alp Lep	2.5820	7000.0	432	3350	No
40	GOM_NL__2PRFIN20021021_025908_000000512010_00290_03350_9156.N1	21-OCT-2002 02:59:08	Straylight	50.500	52	16Bet Cet	2.0370	4500.0	101	3350	No
41	GOM_NL__2PRFIN20021021_030840_000000432010_00290_03350_9157.N1	21-OCT-2002 03:08:40	Bright	42.500	140	88Gam Peg	2.8340	26000.	85	3350	No
42	GOM_NL__2PRFIN20021021_031105_000000512010_00290_03350_9158.N1	21-OCT-2002 03:11:05	Bright	50.500	105	6Bet Ari	2.6450	8900.0	101	3350	No

43	GOM_NL__2PRFIN20021021_031300_000000452010_00290_03350_9159.N1	21-OCT-2002 03:13:00	Bright	44.500	93	53Bet Peg	2.5200	3100.0	89	3350	No
44	GOM_NL__2PRFIN20021021_031444_000000492010_00290_03350_9160.N1	21-OCT-2002 03:14:44	Bright	49.000	53	43Bet And	2.0480	3300.0	98	3350	No
45	GOM_NL__2PRFIN20021021_031752_000000502010_00290_03350_9161.N1	21-OCT-2002 03:17:52	Bright	49.500	73	57Gam1And	2.2600	13100.	99	3350	No
46	GOM_NL__2PRFIN20021021_032025_000000442010_00290_03350_9162.N1	21-OCT-2002 03:20:25	Bright	43.500	68	18Alp Cas	2.2250	4500.0	87	3350	No
47	GOM_NL__2PRFIN20021021_032143_000000452010_00290_03350_9163.N1	21-OCT-2002 03:21:43	Bright	45.000	76	27Gam Cas	2.3000	30000.	90	3350	No
48	GOM_NL__2PRFIN20021021_032352_000000442010_00290_03350_9164.N1	21-OCT-2002 03:23:52	Bright	44.000	89	5Alp Cep	2.4510	8000.0	88	3350	No
49	GOM_NL__2PRFIN20021021_032935_000000452010_00290_03350_9165.N1	21-OCT-2002 03:29:35	Bright	44.500	49	1Alp UMi	1.9900	6300.0	89	3350	No
50	GOM_NL__2PRFIN20021021_033252_000000432010_00290_03350_9166.N1	21-OCT-2002 03:32:52	Bright	42.500	60	7Bet UMi	2.0810	3950.0	85	3350	No
51	GOM_NL__2PRFIN20021021_033749_000000472010_00290_03350_9167.N1	21-OCT-2002 03:37:49	Bright	46.500	36	50Alp UMa	1.8000	6300.0	93	3350	No
52	GOM_NL__2PRFIN20021021_033924_000000452010_00290_03350_9168.N1	21-OCT-2002 03:39:24	Bright	44.500	82	48Bet UMa	2.3650	10600.	89	3350	No
53	GOM_NL__2PRFIN20021021_034252_000000442010_00290_03350_9169.N1	21-OCT-2002 03:42:52	Bright	43.500	174	52Psi UMa	3.0040	4400.0	87	3350	No
54	GOM_NL__2PRFIN20021021_035108_000001552010_00290_03350_9170.N1	21-OCT-2002 03:51:08	Tw_i_and_stray	154.50	17	78Bet Gem	1.1610	4500.0	309	3350	No
55	GOM_NL__2PRFIN20021021_040118_000000712010_00290_03350_2716.N1	21-OCT-2002 04:01:18	Dark	70.500	48	30Alp Hya	1.9770	4100.0	141	3350	No
56	GOM_NL__2PRFIN20021021_040920_000000472010_00290_03350_2717.N1	21-OCT-2002 04:09:20	Dark	47.000	113	Mu Vel	2.6920	5000.0	94	3350	No
57	GOM_NL__2PRFIN20021021_041058_000000702010_00290_03350_2718.N1	21-OCT-2002 04:10:58	Dark	70.000	132	15Rho Pup	2.8030	6900.0	140	3350	No
58	GOM_NL__2PRFIN20021021_041547_000000462010_00291_03351_2693.N1	21-OCT-2002 04:15:47	Dark	45.500	29	Bet Car	1.6720	10200.	91	3351	No
59	GOM_NL__2PRFIN20021021_041943_000000582010_00291_03351_2694.N1	21-OCT-2002 04:19:43	Dark	58.000	2	Alp Car	-0.73600	7000.0	116	3351	No
60	GOM_NL__2PRFIN20021021_042328_000002242010_00291_03351_2695.N1	21-OCT-2002 04:23:28	Dark	224.00	1	9Alp CMa	-1.4400	11000.	448	3351	No
61	GOM_NL__2PRFIN20021021_043105_000000522010_00291_03351_2696.N1	21-OCT-2002 04:31:05	Straylight	52.000	157	The1Eri	2.9060	9300.0	104	3351	No
62	GOM_NL__2PRFIN20021021_043311_000000492010_00291_03351_2697.N1	21-OCT-2002 04:33:11	Straylight	49.000	84	Alp Phe	2.3970	4500.0	98	3351	No
63	GOM_NL__2PRFIN20021021_043510_000002162010_00291_03351_2698.N1	21-OCT-2002 04:35:10	Tw_i_and_stray	216.00	101	11Alp Lep	2.5820	7000.0	432	3351	No
64	GOM_NL__2PRFIN20021021_043944_000000522010_00291_03351_2699.N1	21-OCT-2002 04:39:44	Straylight	52.000	52	16Bet Cet	2.0370	4500.0	104	3351	No
65	GOM_NL__2PRFIN20021021_044916_000000432010_00291_03351_2700.N1	21-OCT-2002 04:49:16	Bright	42.500	140	88Gam Peg	2.8340	26000.	85	3351	No
66	GOM_NL__2PRFIN20021021_045141_000000512010_00291_03351_2701.N1	21-OCT-2002 04:51:41	Bright	50.500	105	6Bet Ari	2.6450	8900.0	101	3351	No
67	GOM_NL__2PRFIN20021021_045336_000000482010_00291_03351_2702.N1	21-OCT-2002 04:53:36	Bright	48.000	93	53Bet Peg	2.5200	3100.0	96	3351	No
68	GOM_NL__2PRFIN20021021_045520_000000472010_00291_03351_2703.N1	21-OCT-2002 04:55:20	Bright	46.500	53	43Bet And	2.0480	3300.0	93	3351	No
69	GOM_NL__2PRFIN20021021_045827_000000532010_00291_03351_2704.N1	21-OCT-2002 04:58:27	Bright	52.500	73	57Gam1And	2.2600	13100.	105	3351	No
70	GOM_NL__2PRFIN20021021_050101_000000442010_00291_03351_2705.N1	21-OCT-2002 05:01:01	Bright	43.500	68	18Alp Cas	2.2250	4500.0	87	3351	No
71	GOM_NL__2PRFIN20021021_050219_000000452010_00291_03351_2706.N1	21-OCT-2002 05:02:19	Bright	45.000	76	27Gam Cas	2.3000	30000.	90	3351	No
72	GOM_NL__2PRFIN20021021_050429_000000452010_00291_03351_2707.N1	21-OCT-2002 05:04:29	Bright	44.500	89	5Alp Cep	2.4510	8000.0	89	3351	No
73	GOM_NL__2PRFIN20021021_051011_000000442010_00291_03351_2708.N1	21-OCT-2002 05:10:11	Bright	43.500	49	1Alp UMi	1.9900	6300.0	87	3351	No
74	GOM_NL__2PRFIN20021021_051329_000000442010_00291_03351_2709.N1	21-OCT-2002 05:13:29	Bright	44.000	60	7Bet UMi	2.0810	3950.0	88	3351	No
75	GOM_NL__2PRFIN20021021_051826_000000462010_00291_03351_2710.N1	21-OCT-2002 05:18:26	Bright	45.500	36	50Alp UMa	1.8000	6300.0	91	3351	No
76	GOM_NL__2PRFIN20021021_052000_000000452010_00291_03351_2711.N1	21-OCT-2002 05:20:00	Bright	44.500	82	48Bet UMa	2.3650	10600.	89	3351	No
77	GOM_NL__2PRFIN20021021_052328_000000442010_00291_03351_2712.N1	21-OCT-2002 05:23:28	Bright	43.500	174	52Psi UMa	3.0040	4400.0	87	3351	No
78	GOM_NL__2PRFIN20021021_053145_000001572010_00291_03351_2713.N1	21-OCT-2002 05:31:45	Tw_i_and_stray	156.50	17	78Bet Gem	1.1610	4500.0	313	3351	No
79	GOM_NL__2PRFIN20021021_054155_000000722010_00291_03351_2714.N1	21-OCT-2002 05:41:55	Dark	71.500	48	30Alp Hya	1.9770	4100.0	143	3351	No
80	GOM_NL__2PRFIN20021021_054957_000000472010_00291_03351_2715.N1	21-OCT-2002 05:49:57	Dark	47.000	113	Mu Vel	2.6920	5000.0	94	3351	No
81	GOM_NL__2PRFIN20021021_055135_000000722010_00291_03351_2716.N1	21-OCT-2002 05:51:35	Dark	71.500	132	15Rho Pup	2.8030	6900.0	143	3351	No
82	GOM_NL__2PRFIN20021021_055623_000000462010_00292_03352_9169.N1	21-OCT-2002 05:56:23	Dark	46.000	29	Bet Car	1.6720	10200.	92	3352	No
83	GOM_NL__2PRFIN20021021_060020_000000572010_00292_03352_9170.N1	21-OCT-2002 06:00:20	Dark	56.500	2	Alp Car	-0.73600	7000.0	113	3352	No
84	GOM_NL__2PRFIN20021021_060408_000002242010_00292_03352_9171.N1	21-OCT-2002 06:04:08	Dark	224.00	1	9Alp CMa	-1.4400	11000.	448	3352	No
85	GOM_NL__2PRFIN20021021_061141_000000532010_00292_03352_9172.N1	21-OCT-2002 06:11:41	Straylight	53.000	157	The1Eri	2.9060	9300.0	106	3352	No
86	GOM_NL__2PRFIN20021021_061347_000000482010_00292_03352_9173.N1	21-OCT-2002 06:13:47	Straylight	48.000	84	Alp Phe	2.3970	4500.0	96	3352	No
87	GOM_NL__2PRFIN20021021_061548_000002162010_00292_03352_9174.N1	21-OCT-2002 06:15:48	Tw_i_and_stray	216.00	101	11Alp Lep	2.5820	7000.0	432	3352	No
88	GOM_NL__2PRFIN20021021_062020_000000512010_00292_03352_9175.N1	21-OCT-2002 06:20:20	Straylight	51.000	52	16Bet Cet	2.0370	4500.0	102	3352	No
89	GOM_NL__2PRFIN20021021_062952_000000422010_00292_03352_9176.N1	21-OCT-2002 06:29:52	Bright	42.000	140	88Gam Peg	2.8340	26000.	84	3352	No
90	GOM_NL__2PRFIN20021021_063216_000000532010_00292_03352_9177.N1	21-OCT-2002 06:32:16	Bright	52.500	105	6Bet Ari	2.6450	8900.0	105	3352	No
91	GOM_NL__2PRFIN20021021_063413_000000462010_00292_03352_9178.N1	21-OCT-2002 06:34:13	Bright	46.000	93	53Bet Peg	2.5200	3100.0	92	3352	No
92	GOM_NL__2PRFIN20021021_063555_000000452010_00292_03352_9179.N1	21-OCT-2002 06:35:55	Bright	45.000	53	43Bet And	2.0480	3300.0	90	3352	No
93	GOM_NL__2PRFIN20021021_063903_000000512010_00292_03352_9180.N1	21-OCT-2002 06:39:03	Bright	51.000	73	57Gam1And	2.2600	13100.	102	3352	No
94	GOM_NL__2PRFIN20021021_064137_000000462010_00292_03352_9181.N1	21-OCT-2002 06:41:37	Bright	45.500	68	18Alp Cas	2.2250	4500.0	91	3352	No
95	GOM_NL__2PRFIN20021021_064255_000000452010_00292_03352_9182.N1	21-OCT-2002 06:42:55	Bright	44.500	76	27Gam Cas	2.3000	30000.	89	3352	No
96	GOM_NL__2PRFIN20021021_064505_000000442010_00292_03352_9183.N1	21-OCT-2002 06:45:05	Bright	44.000	89	5Alp Cep	2.4510	8000.0	88	3352	No
97	GOM_NL__2PRFIN20021021_065047_000000442010_00292_03352_9184.N1	21-OCT-2002 06:50:47	Bright	44.000	49	1Alp UMi	1.9900	6300.0	88	3352	No
98	GOM_NL__2PRFIN20021021_065405_000000452010_00292_03352_9185.N1	21-OCT-2002 06:54:05	Bright	44.500	60	7Bet UMi	2.0810	3950.0	89	3352	No
99	GOM_NL__2PRFIN20021021_065902_000000452010_00292_03352_9186.N1	21-OCT-2002 06:59:02	Bright	45.000	36	50Alp UMa	1.8000	6300.0	90	3352	No
100	GOM_NL__2PRFIN20021021_070036_000000442010_00292_03352_9187.N1	21-OCT-2002 07:00:36	Bright	44.000	82	48Bet UMa	2.3650	10600.	88	3352	No
101	GOM_NL__2PRFIN20021021_070404_000000442010_00292_03352_9188.N1	21-OCT-2002 07:04:04	Bright	44.000	174	52Psi UMa	3.0040	4400.0	88	3352	No

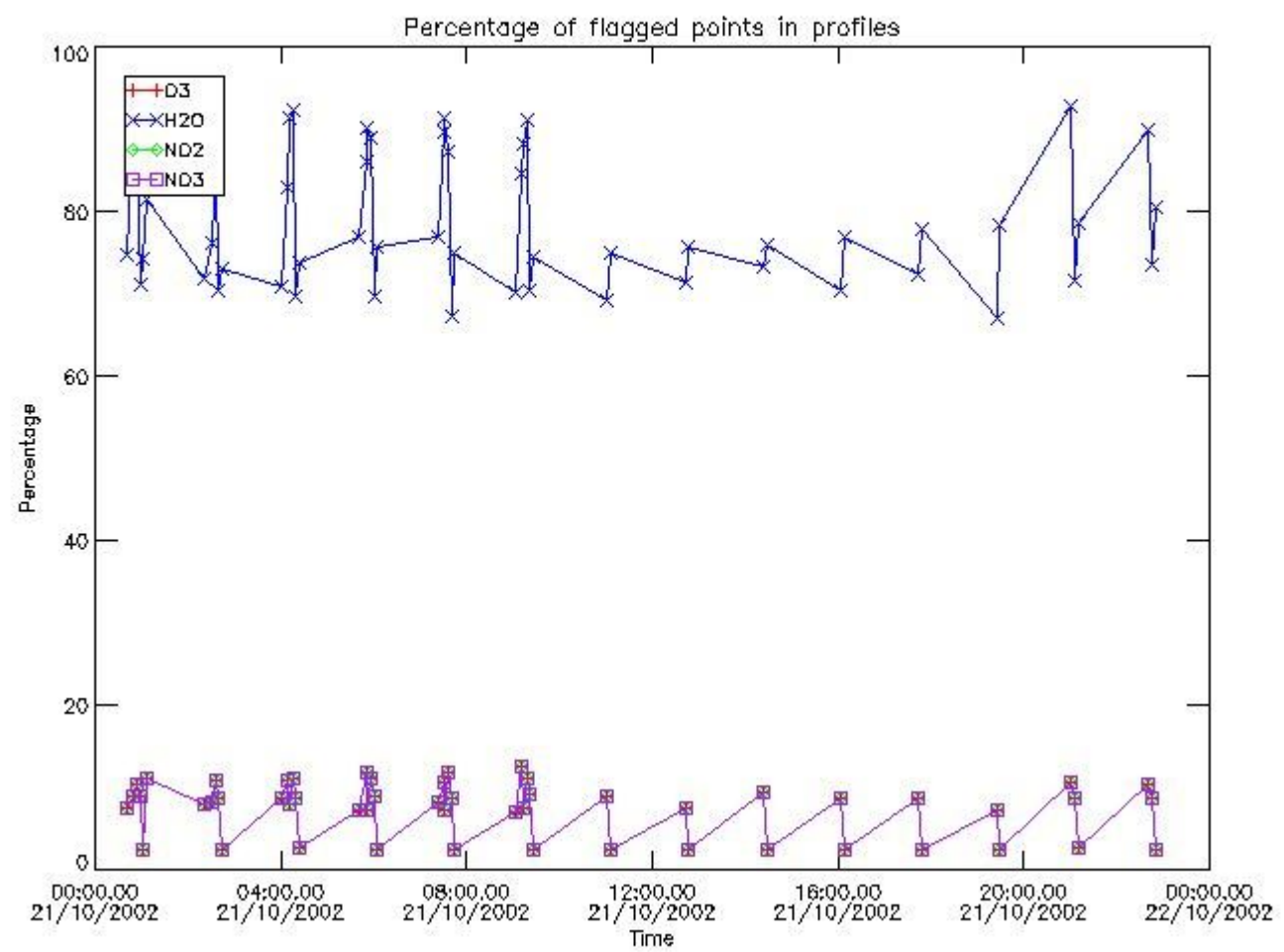
102	GOM_NL__2PRFIN20021021_071222_000001652010_00292_03352_9189.N1	21-OCT-2002 07:12:22	Twilight	164.50	17	78Bet Gem	1.1610	4500.0	329	3352	No
103	GOM_NL__2PRFIN20021021_072232_000000632010_00292_03352_9190.N1	21-OCT-2002 07:22:32	Dark	63.000	48	30Alp Hya	1.9770	4100.0	126	3352	No
104	GOM_NL__2PRFIN20021021_073033_000000492010_00292_03352_9191.N1	21-OCT-2002 07:30:33	Dark	48.500	113	Mu Vel	2.6920	5000.0	97	3352	No
105	GOM_NL__2PRFIN20021021_073213_000000712010_00292_03352_9192.N1	21-OCT-2002 07:32:13	Dark	70.500	132	15Rho Pup	2.8030	6900.0	141	3352	No
106	GOM_NL__2PRFIN20021021_073700_000000442010_00293_03353_2709.N1	21-OCT-2002 07:37:00	Dark	43.500	29	Bet Car	1.6720	10200.	87	3353	No
107	GOM_NL__2PRFIN20021021_074057_000000592010_00293_03353_2710.N1	21-OCT-2002 07:40:57	Dark	58.500	2	Alp Car	-0.73600	7000.0	117	3353	No
108	GOM_NL__2PRFIN20021021_074447_000002242010_00293_03353_2711.N1	21-OCT-2002 07:44:47	Dark	224.00	1	9Alp CMa	-1.4400	11000.	448	3353	No
109	GOM_NL__2PRFIN20021021_075218_000000532010_00293_03353_2712.N1	21-OCT-2002 07:52:18	Straylight	52.500	157	The1Eri	2.9060	9300.0	105	3353	No
110	GOM_NL__2PRFIN20021021_075423_000000482010_00293_03353_2713.N1	21-OCT-2002 07:54:23	Straylight	48.000	84	Alp Phe	2.3970	4500.0	96	3353	No
111	GOM_NL__2PRFIN20021021_075625_000002162010_00293_03353_2714.N1	21-OCT-2002 07:56:25	Twilight	216.00	101	11Alp Lep	2.5820	7000.0	432	3353	No
112	GOM_NL__2PRFIN20021021_080057_000000552010_00293_03353_2715.N1	21-OCT-2002 08:00:57	Straylight	55.000	52	16Bet Cet	2.0370	4500.0	110	3353	No
113	GOM_NL__2PRFIN20021021_081028_000000432010_00293_03353_2716.N1	21-OCT-2002 08:10:28	Bright	43.000	140	88Gam Peg	2.8340	26000.	86	3353	No
114	GOM_NL__2PRFIN20021021_081252_000000522010_00293_03353_2717.N1	21-OCT-2002 08:12:52	Bright	52.000	105	6Bet Ari	2.6450	8900.0	104	3353	No
115	GOM_NL__2PRFIN20021021_081449_000000432010_00293_03353_2718.N1	21-OCT-2002 08:14:49	Bright	42.500	93	53Bet Peg	2.5200	3100.0	85	3353	No
116	GOM_NL__2PRFIN20021021_081631_000000492010_00293_03353_2719.N1	21-OCT-2002 08:16:31	Bright	49.000	53	43Bet And	2.0480	3300.0	98	3353	No
117	GOM_NL__2PRFIN20021021_081938_000000532010_00293_03353_2720.N1	21-OCT-2002 08:19:38	Bright	52.500	73	57Gam1And	2.2600	13100.	105	3353	No
118	GOM_NL__2PRFIN20021021_082213_000000462010_00293_03353_2721.N1	21-OCT-2002 08:22:13	Bright	45.500	68	18Alp Cas	2.2250	4500.0	91	3353	No
119	GOM_NL__2PRFIN20021021_082331_000000452010_00293_03353_2722.N1	21-OCT-2002 08:23:31	Bright	45.000	76	27Gam Cas	2.3000	30000.	90	3353	No
120	GOM_NL__2PRFIN20021021_082541_000000442010_00293_03353_2723.N1	21-OCT-2002 08:25:41	Bright	44.000	89	5Alp Cep	2.4510	8000.0	88	3353	No
121	GOM_NL__2PRFIN20021021_083123_000000412010_00293_03353_2724.N1	21-OCT-2002 08:31:23	Bright	41.000	49	1Alp UMi	1.9900	6300.0	82	3353	No
122	GOM_NL__2PRFIN20021021_083441_000000452010_00293_03353_2725.N1	21-OCT-2002 08:34:41	Bright	44.500	60	7Bet UMi	2.0810	3950.0	89	3353	No
123	GOM_NL__2PRFIN20021021_083938_000000452010_00293_03353_2726.N1	21-OCT-2002 08:39:38	Bright	45.000	36	50Alp UMa	1.8000	6300.0	90	3353	No
124	GOM_NL__2PRFIN20021021_084112_000000442010_00293_03353_2727.N1	21-OCT-2002 08:41:12	Bright	43.500	82	48Bet UMa	2.3650	10600.	87	3353	No
125	GOM_NL__2PRFIN20021021_084441_000000442010_00293_03353_2728.N1	21-OCT-2002 08:44:41	Bright	44.000	174	52Psi UMa	3.0040	4400.0	88	3353	No
126	GOM_NL__2PRFIN20021021_085258_000001492010_00293_03353_2729.N1	21-OCT-2002 08:52:58	Twilight	148.50	17	78Bet Gem	1.1610	4500.0	297	3353	No
127	GOM_NL__2PRFIN20021021_090309_000000742010_00293_03353_2730.N1	21-OCT-2002 09:03:09	Dark	74.000	48	30Alp Hya	1.9770	4100.0	148	3353	No
128	GOM_NL__2PRFIN20021021_091109_000000492010_00293_03353_2731.N1	21-OCT-2002 09:11:09	Dark	49.000	113	Mu Vel	2.6920	5000.0	98	3353	No
129	GOM_NL__2PRFIN20021021_091251_000000682010_00293_03353_2732.N1	21-OCT-2002 09:12:51	Dark	68.000	132	15Rho Pup	2.8030	6900.0	136	3353	No
130	GOM_NL__2PRFIN20021021_091736_000000462010_00294_03354_9168.N1	21-OCT-2002 09:17:36	Dark	45.500	29	Bet Car	1.6720	10200.	91	3354	No
131	GOM_NL__2PRFIN20021021_092134_000000562010_00294_03354_9169.N1	21-OCT-2002 09:21:34	Dark	56.000	2	Alp Car	-0.73600	7000.0	112	3354	No
132	GOM_NL__2PRFIN20021021_092527_000002242010_00294_03354_9170.N1	21-OCT-2002 09:25:27	Dark	224.00	1	9Alp CMa	-1.4400	11000.	448	3354	No
133	GOM_NL__2PRFIN20021021_093254_000000532010_00294_03354_9171.N1	21-OCT-2002 09:32:54	Straylight	53.000	157	The1Eri	2.9060	9300.0	106	3354	No
134	GOM_NL__2PRFIN20021021_093500_000000502010_00294_03354_9172.N1	21-OCT-2002 09:35:00	Straylight	49.500	84	Alp Phe	2.3970	4500.0	99	3354	No
135	GOM_NL__2PRFIN20021021_093702_000002162010_00294_03354_9173.N1	21-OCT-2002 09:37:02	Twilight	216.00	101	11Alp Lep	2.5820	7000.0	432	3354	No
136	GOM_NL__2PRFIN20021021_094133_000000512010_00294_03354_9174.N1	21-OCT-2002 09:41:33	Straylight	51.000	52	16Bet Cet	2.0370	4500.0	102	3354	No
137	GOM_NL__2PRFIN20021021_110210_000000572010_00295_03355_9168.N1	21-OCT-2002 11:02:10	Dark	57.000	2	Alp Car	-0.73600	7000.0	114	3355	No
138	GOM_NL__2PRFIN20021021_110607_000002242010_00295_03355_9169.N1	21-OCT-2002 11:06:07	Dark	224.00	1	9Alp CMa	-1.4400	11000.	448	3355	No
139	GOM_NL__2PRFIN20021021_111331_000000522010_00295_03355_9170.N1	21-OCT-2002 11:13:31	Straylight	52.000	157	The1Eri	2.9060	9300.0	104	3355	No
140	GOM_NL__2PRFIN20021021_111536_000000492010_00295_03355_9171.N1	21-OCT-2002 11:15:36	Straylight	49.000	84	Alp Phe	2.3970	4500.0	98	3355	No
141	GOM_NL__2PRFIN20021021_111739_000002162010_00295_03355_9172.N1	21-OCT-2002 11:17:39	Twilight	216.00	101	11Alp Lep	2.5820	7000.0	432	3355	No
142	GOM_NL__2PRFIN20021021_112245_000001062010_00295_03355_9173.N1	21-OCT-2002 11:22:45	Twilight	105.50	165	34Gam Eri	2.9500	3200.0	211	3355	No
143	GOM_NL__2PRFIN20021021_124247_000000692010_00296_03356_9168.N1	21-OCT-2002 12:42:47	Dark	68.500	2	Alp Car	-0.73600	7000.0	137	3356	No
144	GOM_NL__2PRFIN20021021_124647_000002242010_00296_03356_9169.N1	21-OCT-2002 12:46:47	Dark	224.00	1	9Alp CMa	-1.4400	11000.	448	3356	No
145	GOM_NL__2PRFIN20021021_125408_000000512010_00296_03356_9170.N1	21-OCT-2002 12:54:08	Straylight	51.000	157	The1Eri	2.9060	9300.0	102	3356	No
146	GOM_NL__2PRFIN20021021_125612_000000512010_00296_03356_9171.N1	21-OCT-2002 12:56:12	Straylight	51.000	84	Alp Phe	2.3970	4500.0	102	3356	No
147	GOM_NL__2PRFIN20021021_125817_000002162010_00296_03356_9172.N1	21-OCT-2002 12:58:17	Twilight	216.00	101	11Alp Lep	2.5820	7000.0	432	3356	No
148	GOM_NL__2PRFIN20021021_130321_000001062010_00296_03356_9173.N1	21-OCT-2002 13:03:21	Twilight	105.50	165	34Gam Eri	2.9500	3200.0	211	3356	No
149	GOM_NL__2PRFIN20021021_142324_000000552010_00297_03357_9168.N1	21-OCT-2002 14:23:24	Dark	54.500	2	Alp Car	-0.73600	7000.0	109	3357	No
150	GOM_NL__2PRFIN20021021_142727_000002242010_00297_03357_9169.N1	21-OCT-2002 14:27:27	Dark	224.00	1	9Alp CMa	-1.4400	11000.	448	3357	No
151	GOM_NL__2PRFIN20021021_143444_000000542010_00297_03357_9170.N1	21-OCT-2002 14:34:44	Straylight	53.500	157	The1Eri	2.9060	9300.0	107	3357	No
152	GOM_NL__2PRFIN20021021_143649_000000512010_00297_03357_9171.N1	21-OCT-2002 14:36:49	Straylight	50.500	84	Alp Phe	2.3970	4500.0	101	3357	No
153	GOM_NL__2PRFIN20021021_143854_000002162010_00297_03357_9172.N1	21-OCT-2002 14:38:54	Twilight	216.00	101	11Alp Lep	2.5820	7000.0	432	3357	No
154	GOM_NL__2PRFIN20021021_144358_000001062010_00297_03357_9173.N1	21-OCT-2002 14:43:58	Twilight	105.50	165	34Gam Eri	2.9500	3200.0	211	3357	No
155	GOM_NL__2PRFIN20021021_160359_000000582010_00298_03358_9168.N1	21-OCT-2002 16:03:59	Dark	58.000	2	Alp Car	-0.73600	7000.0	116	3358	No
156	GOM_NL__2PRFIN20021021_160806_000002242010_00298_03358_9169.N1	21-OCT-2002 16:08:06	Dark	224.00	1	9Alp CMa	-1.4400	11000.	448	3358	No
157	GOM_NL__2PRFIN20021021_161519_000000552010_00298_03358_9170.N1	21-OCT-2002 16:15:19	Straylight	55.000	157	The1Eri	2.9060	9300.0	110	3358	No
158	GOM_NL__2PRFIN20021021_161724_000000492010_00298_03358_9171.N1	21-OCT-2002 16:17:24	Straylight	48.500	84	Alp Phe	2.3970	4500.0	97	3358	No
159	GOM_NL__2PRFIN20021021_174436_000000582010_00299_03359_9168.N1	21-OCT-2002 17:44:36	Dark	58.000	2	Alp Car	-0.73600	7000.0	116	3359	No
160	GOM_NL__2PRFIN20021021_174846_000002242010_00299_03359_9169.N1	21-OCT-2002 17:48:46	Dark	224.00	1	9Alp CMa	-1.4400	11000.	448	3359	No

161	GOM_NL__2PRFIN20021021_175555_000000542010_00299_03359_9170.N1	21-OCT-2002 17:55:55	Straylight	53.500	157	The1Eri	2.9060	9300.0	107	3359	No
162	GOM_NL__2PRFIN20021021_175800_000000502010_00299_03359_9171.N1	21-OCT-2002 17:58:00	Straylight	50.000	84	Alp Phe	2.3970	4500.0	100	3359	No
163	GOM_NL__2PRFIN20021021_192513_000000702010_00300_03360_9168.N1	21-OCT-2002 19:25:13	Dark	70.000	2	Alp Car	-0.73600	7000.0	140	3360	No
164	GOM_NL__2PRFIN20021021_192926_000002232010_00300_03360_9169.N1	21-OCT-2002 19:29:26	Dark	223.00	1	9Alp CMa	-1.4400	11000.	446	3360	No
165	GOM_NL__2PRFIN20021021_193632_000000552010_00300_03360_9170.N1	21-OCT-2002 19:36:32	Straylight	54.500	157	The1Eri	2.9060	9300.0	109	3360	No
166	GOM_NL__2PRFIN20021021_205947_000000492010_00301_03361_9168.N1	21-OCT-2002 20:59:47	Dark	48.500	46	Del Vel	1.9540	10600.	97	3361	No
167	GOM_NL__2PRFIN20021021_210549_000000592010_00301_03361_9169.N1	21-OCT-2002 21:05:49	Dark	58.500	2	Alp Car	-0.73600	7000.0	117	3361	No
168	GOM_NL__2PRFIN20021021_211006_000002232010_00301_03361_9170.N1	21-OCT-2002 21:10:06	Dark	222.50	1	9Alp CMa	-1.4400	11000.	445	3361	No
169	GOM_NL__2PRFIN20021021_211708_000000532010_00301_03361_9171.N1	21-OCT-2002 21:17:08	Straylight	52.500	157	The1Eri	2.9060	9300.0	105	3361	No
170	GOM_NL__2PRFIN20021021_224024_000000502010_00302_03362_9188.N1	21-OCT-2002 22:40:24	Dark	49.500	46	Del Vel	1.9540	10600.	99	3362	No
171	GOM_NL__2PRFIN20021021_224626_000000592010_00302_03362_9189.N1	21-OCT-2002 22:46:26	Dark	59.000	2	Alp Car	-0.73600	7000.0	118	3362	No
172	GOM_NL__2PRFIN20021021_225046_000002232010_00302_03362_9190.N1	21-OCT-2002 22:50:46	Dark	222.50	1	9Alp CMa	-1.4400	11000.	445	3362	No
173	GOM_NL__2PRFIN20021021_225745_000000542010_00302_03362_9191.N1	21-OCT-2002 22:57:45	Straylight	54.000	157	The1Eri	2.9060	9300.0	108	3362	No
174	GOM_NL__2PRFIN20021021_225948_000000472010_00302_03362_2730.N1	21-OCT-2002 22:59:48	Straylight	47.000	84	Alp Phe	2.3970	4500.0	94	3362	No
175	GOM_NL__2PRFIN20021021_230621_000000532010_00302_03362_2731.N1	21-OCT-2002 23:06:21	Straylight	53.000	52	16Bet Cet	2.0370	4500.0	106	3362	No
176	GOM_NL__2PRFIN20021021_231552_000000432010_00302_03362_2732.N1	21-OCT-2002 23:15:52	Bright	42.500	140	88Gam Peg	2.8340	26000.	85	3362	No
177	GOM_NL__2PRFIN20021021_231811_000000522010_00302_03362_2733.N1	21-OCT-2002 23:18:11	Bright	51.500	105	6Bet Ari	2.6450	8900.0	103	3362	No
178	GOM_NL__2PRFIN20021021_232016_000000462010_00302_03362_2734.N1	21-OCT-2002 23:20:16	Bright	46.000	93	53Bet Peg	2.5200	3100.0	92	3362	No
179	GOM_NL__2PRFIN20021021_232153_000000482010_00302_03362_2735.N1	21-OCT-2002 23:21:53	Bright	47.500	53	43Bet And	2.0480	3300.0	95	3362	No
180	GOM_NL__2PRFIN20021021_232457_000000512010_00302_03362_2736.N1	21-OCT-2002 23:24:57	Bright	51.000	73	57Gam1And	2.2600	13100.	102	3362	No
181	GOM_NL__2PRFIN20021021_232735_000000462010_00302_03362_2737.N1	21-OCT-2002 23:27:35	Bright	46.000	68	18Alp Cas	2.2250	4500.0	92	3362	No
182	GOM_NL__2PRFIN20021021_232853_000000452010_00302_03362_2738.N1	21-OCT-2002 23:28:53	Bright	45.000	76	27Gam Cas	2.3000	30000.	90	3362	No
183	GOM_NL__2PRFIN20021021_233108_000000442010_00302_03362_2739.N1	21-OCT-2002 23:31:08	Bright	44.000	89	5Alp Cep	2.4510	8000.0	88	3362	No
184	GOM_NL__2PRFIN20021021_233646_000000452010_00302_03362_2740.N1	21-OCT-2002 23:36:46	Bright	45.000	49	1Alp UMi	1.9900	6300.0	90	3362	No
185	GOM_NL__2PRFIN20021021_234006_000000452010_00302_03362_2741.N1	21-OCT-2002 23:40:06	Bright	44.500	60	7Bet UMi	2.0810	3950.0	89	3362	No
186	GOM_NL__2PRFIN20021021_234217_000000952010_00302_03362_2742.N1	21-OCT-2002 23:42:17	Bright	95.000	42	34Bet Aur	1.9000	10200.	190	3362	No
187	GOM_NL__2PRFIN20021021_234607_000000422010_00302_03362_2743.N1	21-OCT-2002 23:46:07	Bright	41.500	32	77Eps UMa	1.7630	11000.	83	3362	No
188	GOM_NL__2PRFIN20021021_235004_000000552010_00302_03362_2744.N1	21-OCT-2002 23:50:04	Bright	54.500	174	52Psi UMa	3.0040	4400.0	109	3362	No
189	GOM_NL__2PRFIN20021021_235829_000001902010_00302_03362_2745.N1	21-OCT-2002 23:58:29	Twilight	190.00	17	78Bet Gem	1.1610	4500.0	380	3362	No

3. Quality information per product

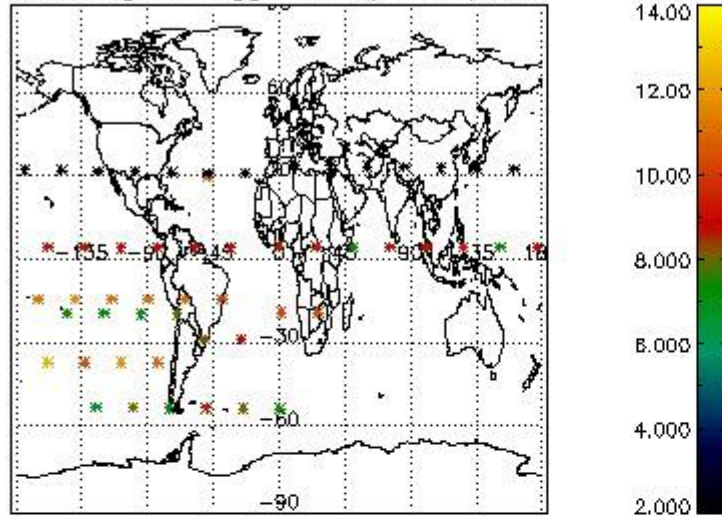
In this section it is plotted some information contained in the Quality Summary data set of the level 2 products. Only products in dark limb conditions and without errors (error flag in the MPH set to "0") are used.

3.1 Plot quality information per product (time dependant)

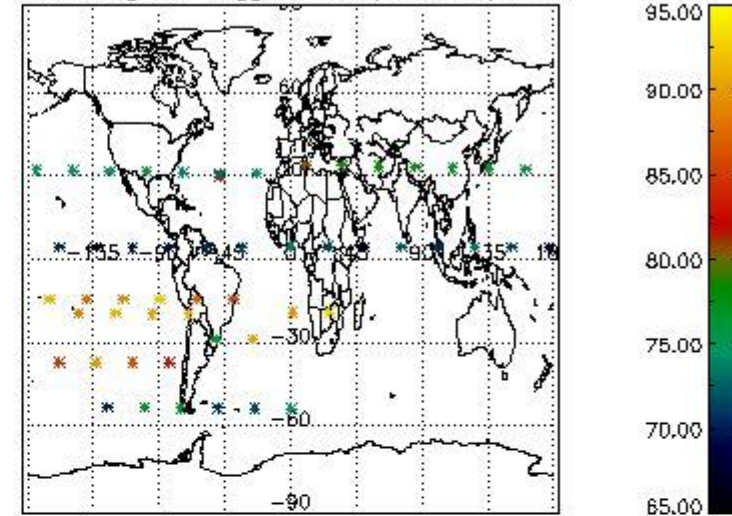


3.2 Plot quality information per product (world map)

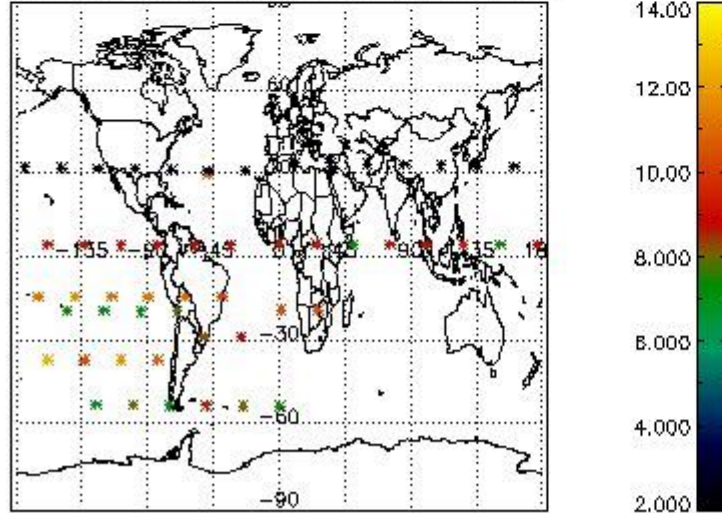
Percentage of flagged data per O3 profile



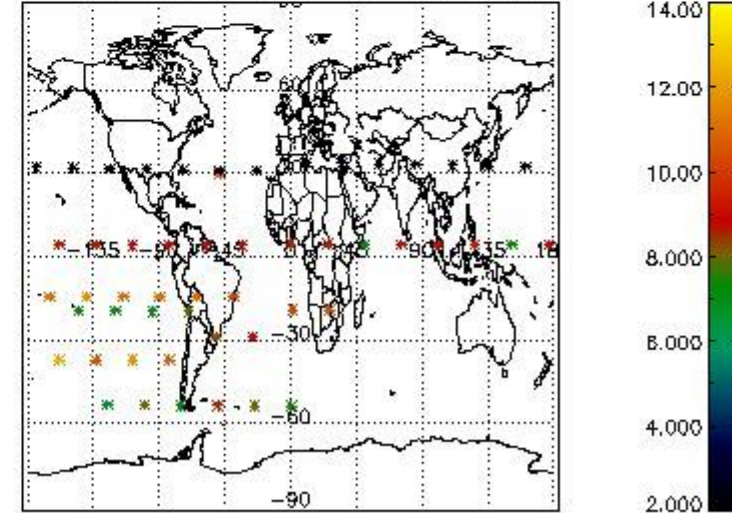
Percentage of flagged data per H2O profile



Percentage of flagged data per NO2 profile



Percentage of flagged data per NO3 profile

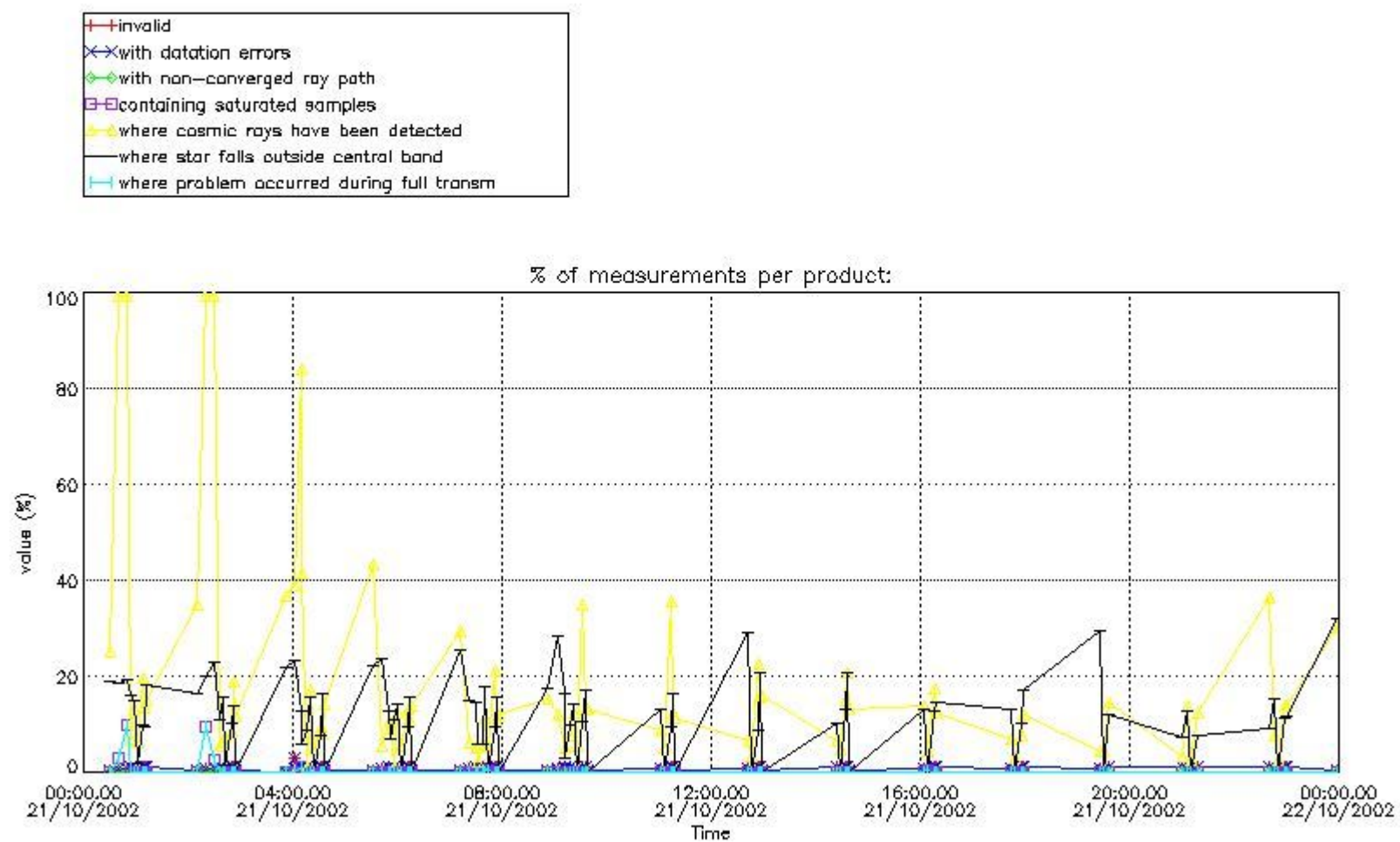


4. Level 1 quality information per product

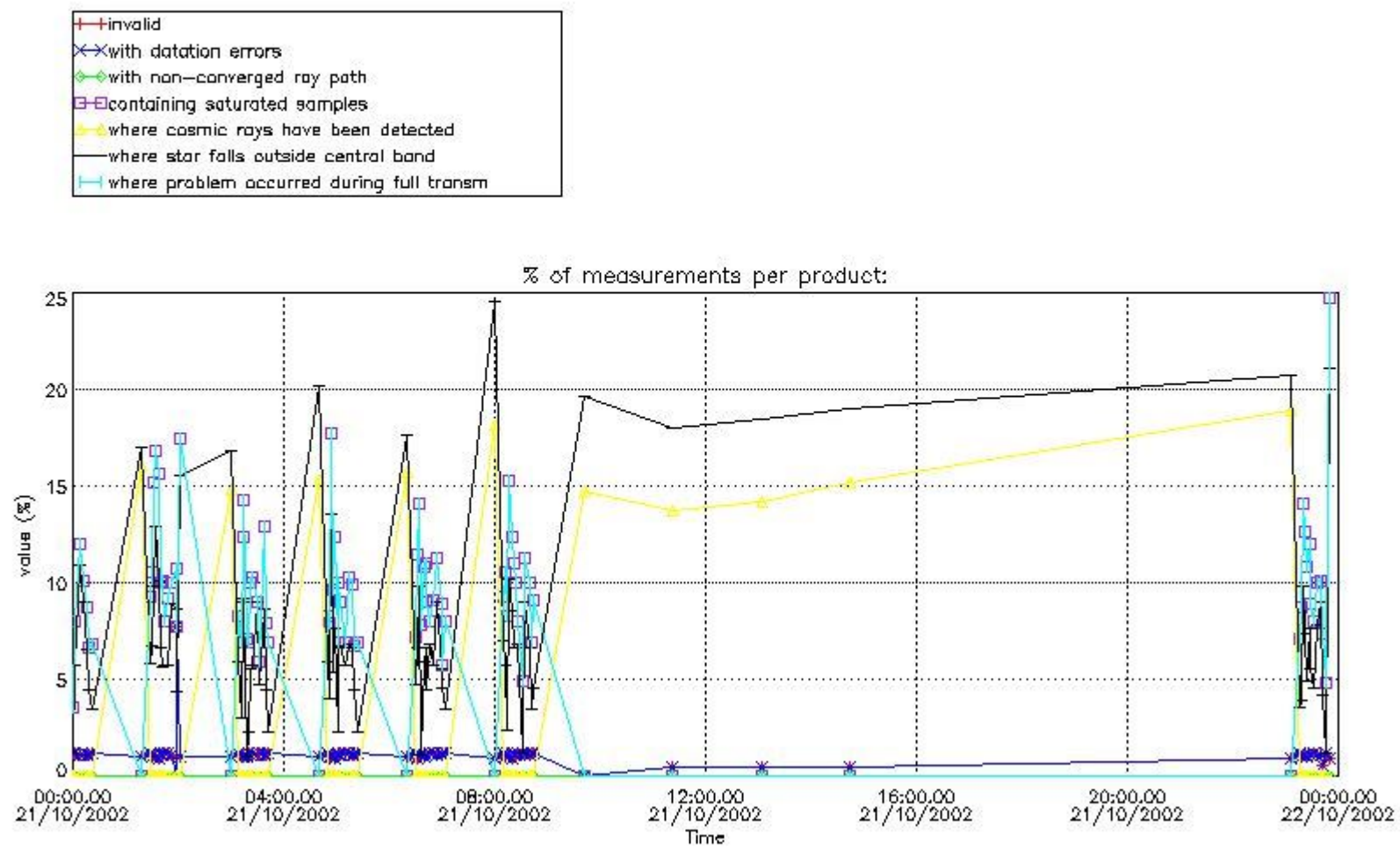
In this section it is plotted some information contained in the Quality Summary data set of the level 2 products that comes from the level 1b processing. Products without errors (error flag in the MPH set to "0") are used.

4.1 Plot quality information per product (time dependant) coming from level 1b processing

4.1.1 Plot level 1 quality information per product (time dependant): ENVISAT ASCENDING passes



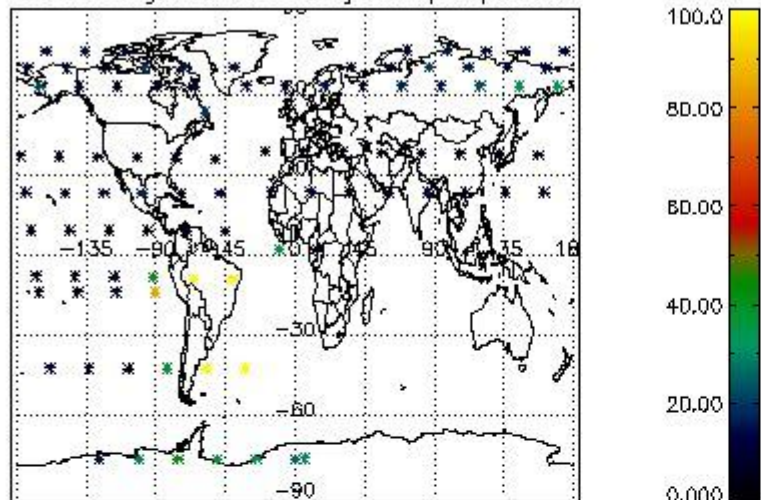
4.1.2 Plot level 1 quality information per product (time dependant): ENVI SAT DESCENDING passes



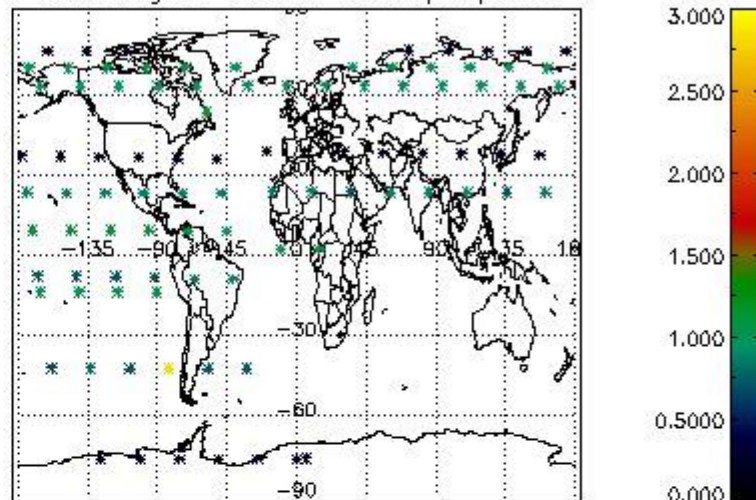
4.2 Plot quality information per product coming from level 1b processing (world map)

4.2.1 Plot level 1 quality information per product (world map): ENVISAT ASCENDING passes

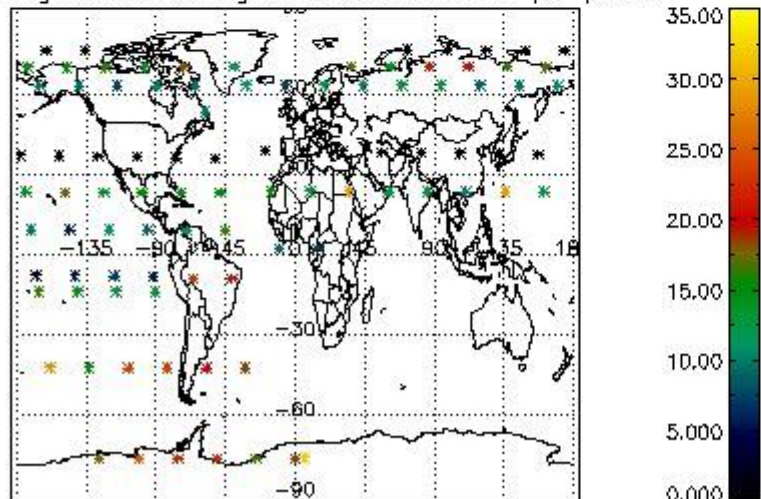
Percentage of cosmic ray hits per profile



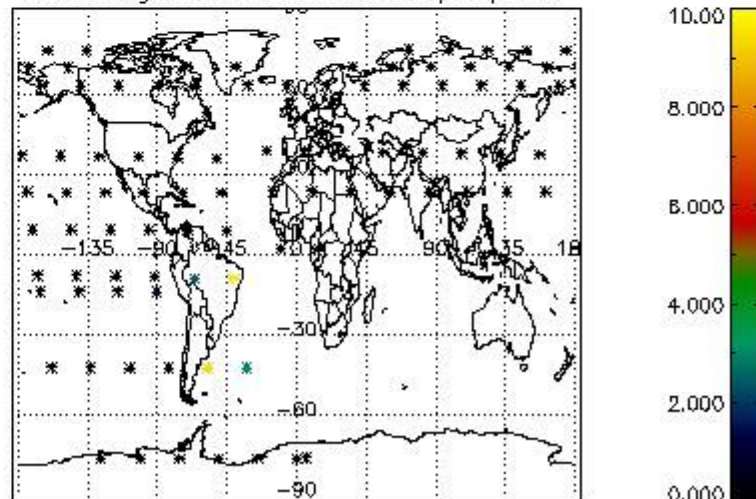
Percentage of datation errors per profile



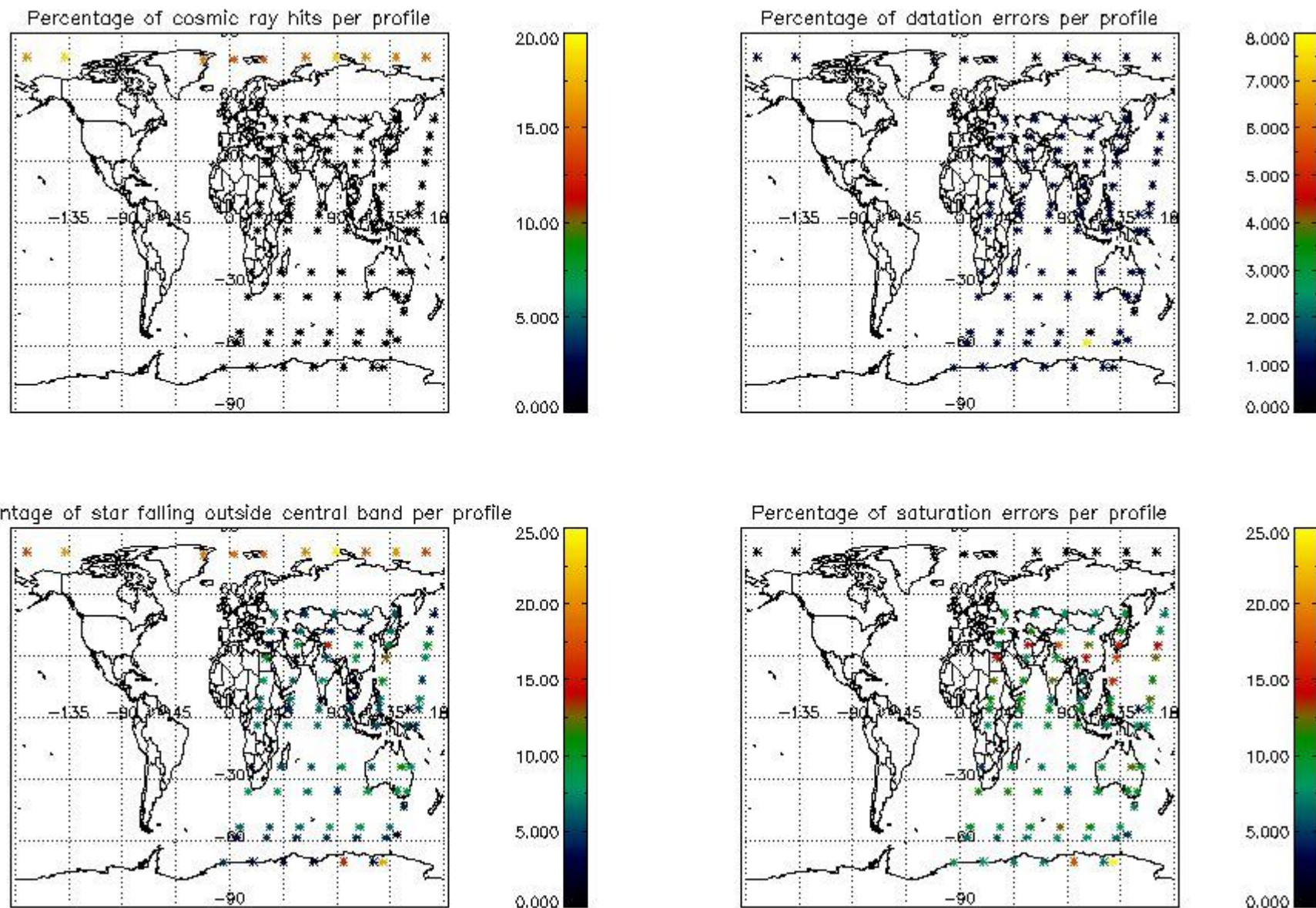
Percentage of star falling outside central band per profile



Percentage of saturation errors per profile



4.2.2 Plot level 1 quality information per product (world map): ENVISAT DESCENDING passes



5. Trace gas profiles

5.1 Ozone statistics based on quality of products

The final quality of the products can be "measured" using the STD (Standard Deviation) attached to every point profile. This information is written to the parameter GOM_NL__2P/NL_LOCAL_SPECIES_DENSITY/o3_std of the level 2 products. The table below shows the statistics for given STD ranges.

The statistics are given with respect to the overall valid production:

- Products without fatal errors: GOM_NL__2P/MPH/PRODUCT_ERR=0
- Valid point profile: GOM_NL__2P/NL_LOCAL_SPECIES_DENSITY/pcd(0)=0

The 'Criteria' is applied to valid points of dark limb products:

- Products in dark limb illumination condition: GOM_NL__2P/NL_SUMMARY_QUALITY/obs_ill_cond=0
- Products without fatal errors: GOM_NL__2P/MPH/PRODUCT_ERR=0
- Valid point profile: GOM_NL__2P/NL_LOCAL_SPECIES_DENSITY/pcd(0)=0

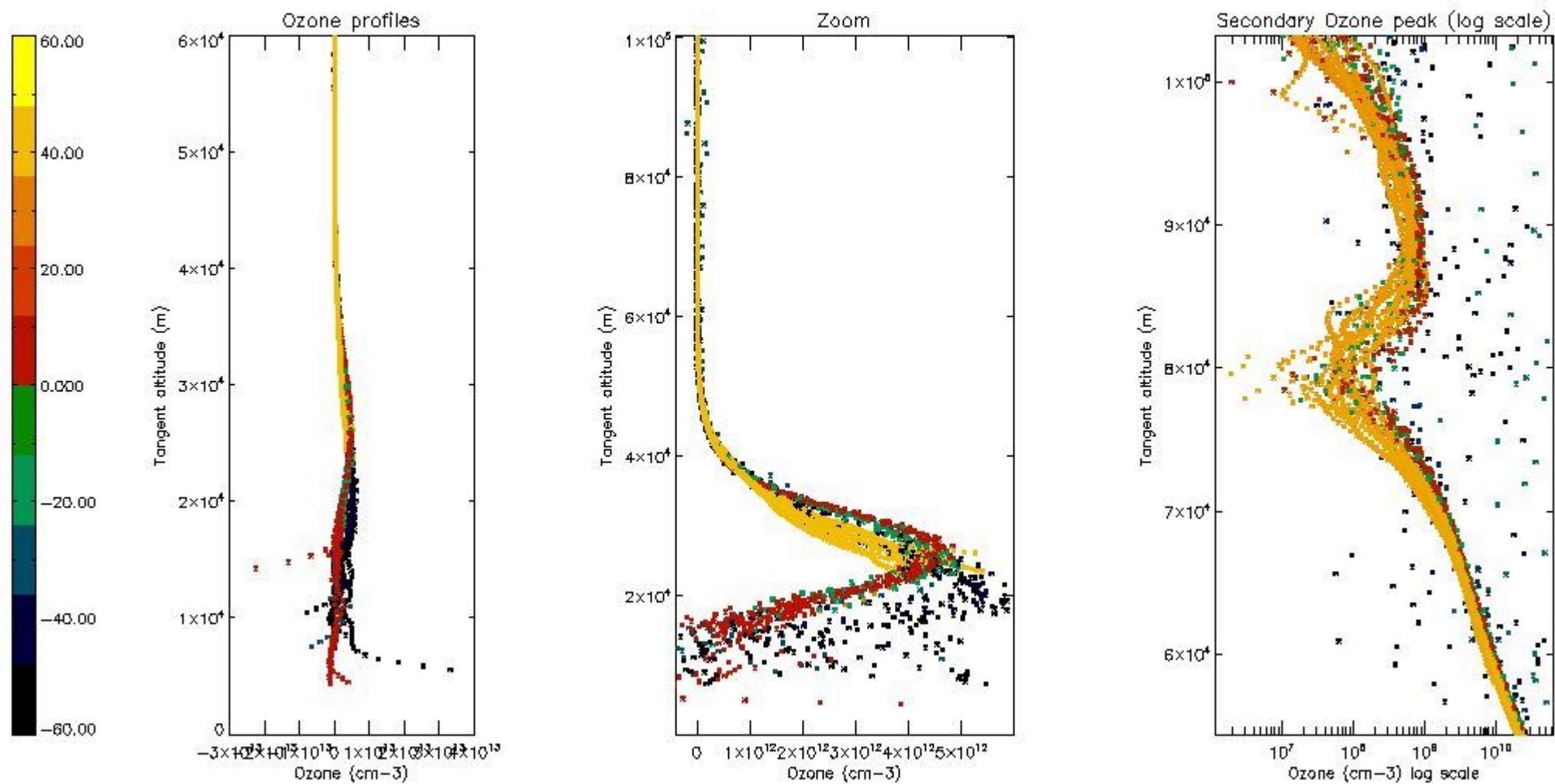
So, the table below shows the percentage of dark limb and valid observations for each criteria with respect to the overall valid daily observations.

Criteria	% of total production
All STD	39
STD < 20	24

STD < 10	23
STD < 5	20

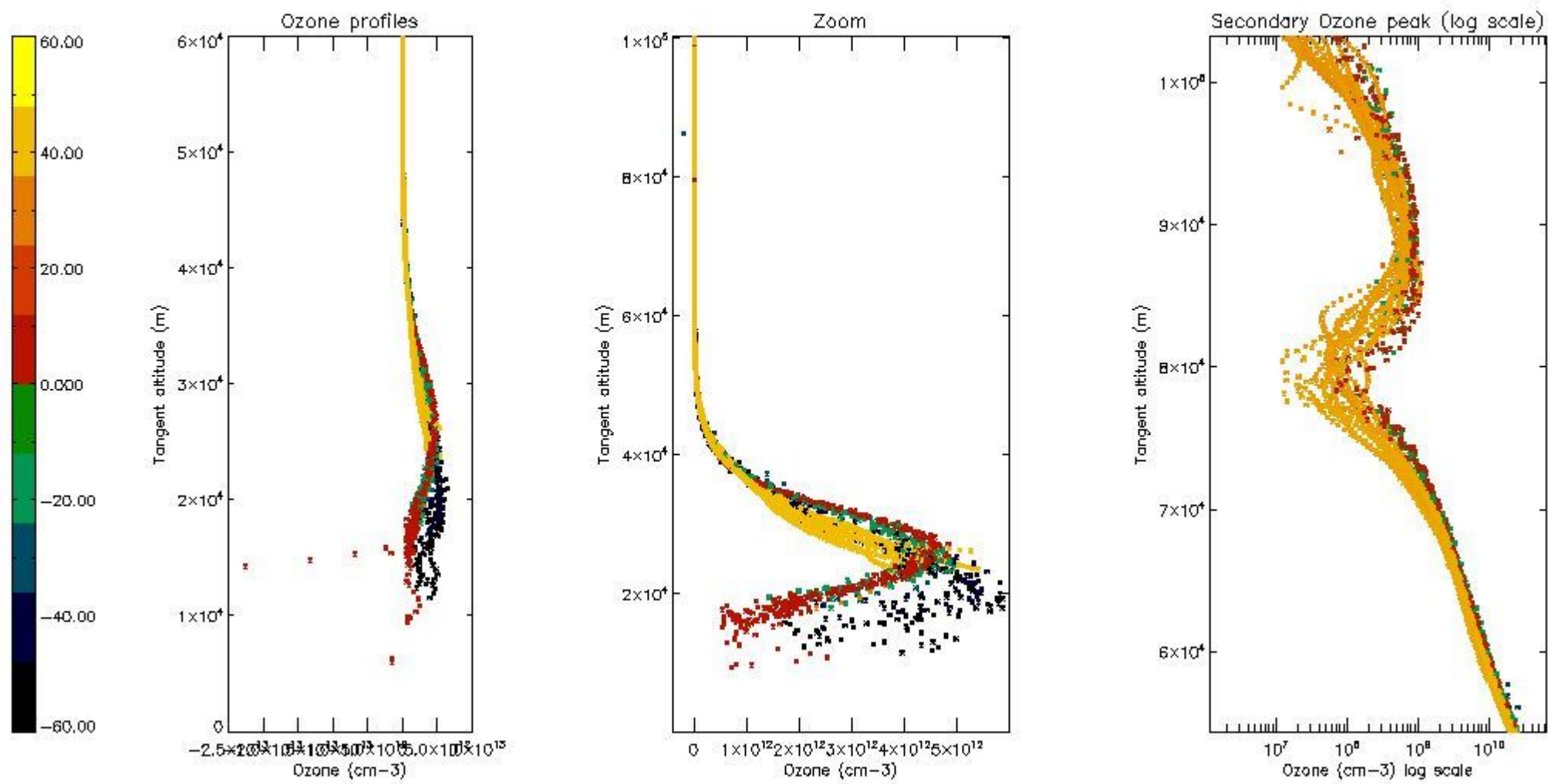
5.2 Plot ozone profiles for all STD (dark without errors)

The colorbar represents the latitude.



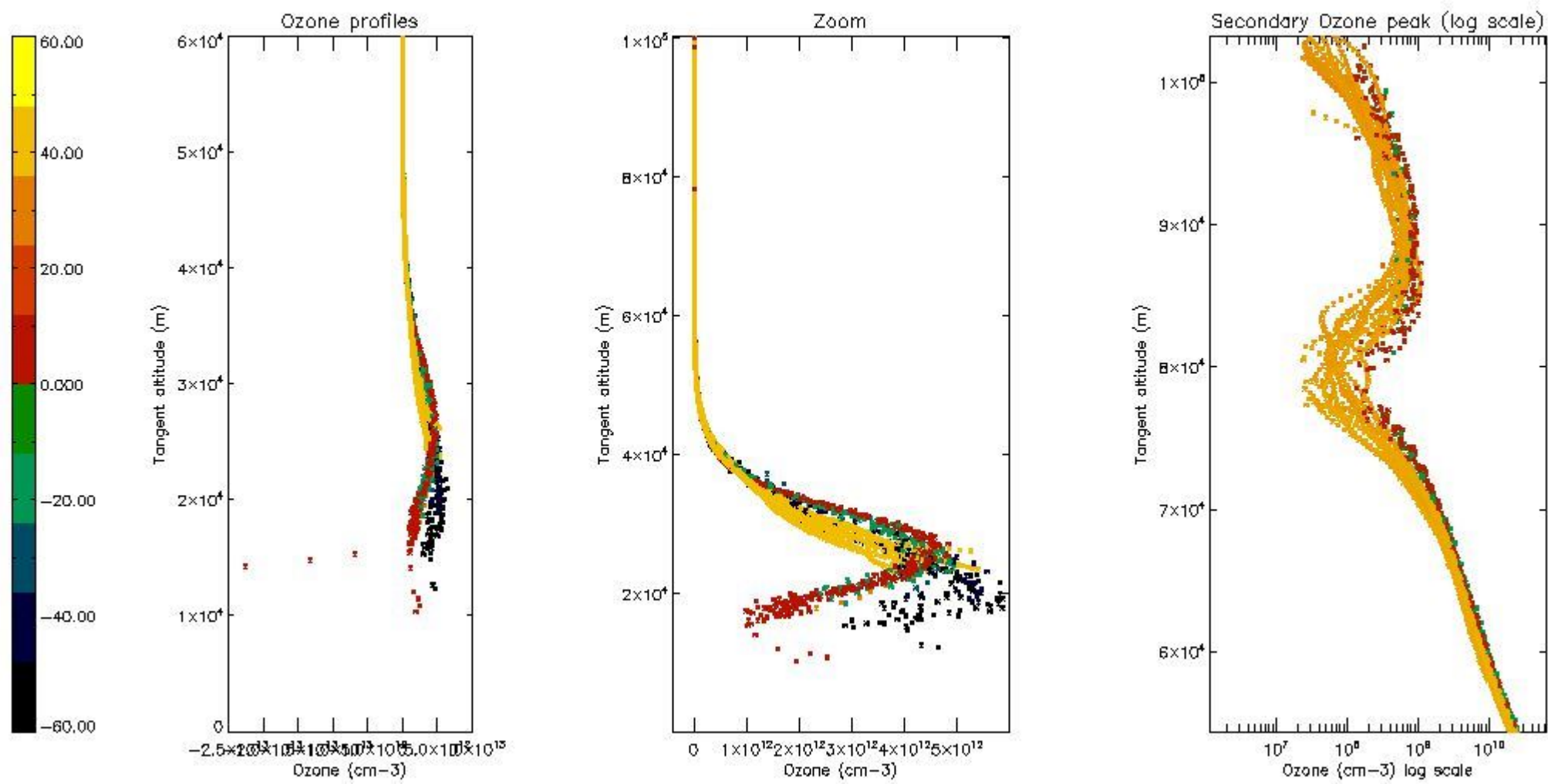
5.3 Plot ozone profiles where STD < 20% (dark without errors)

The colorbar represents the latitude.



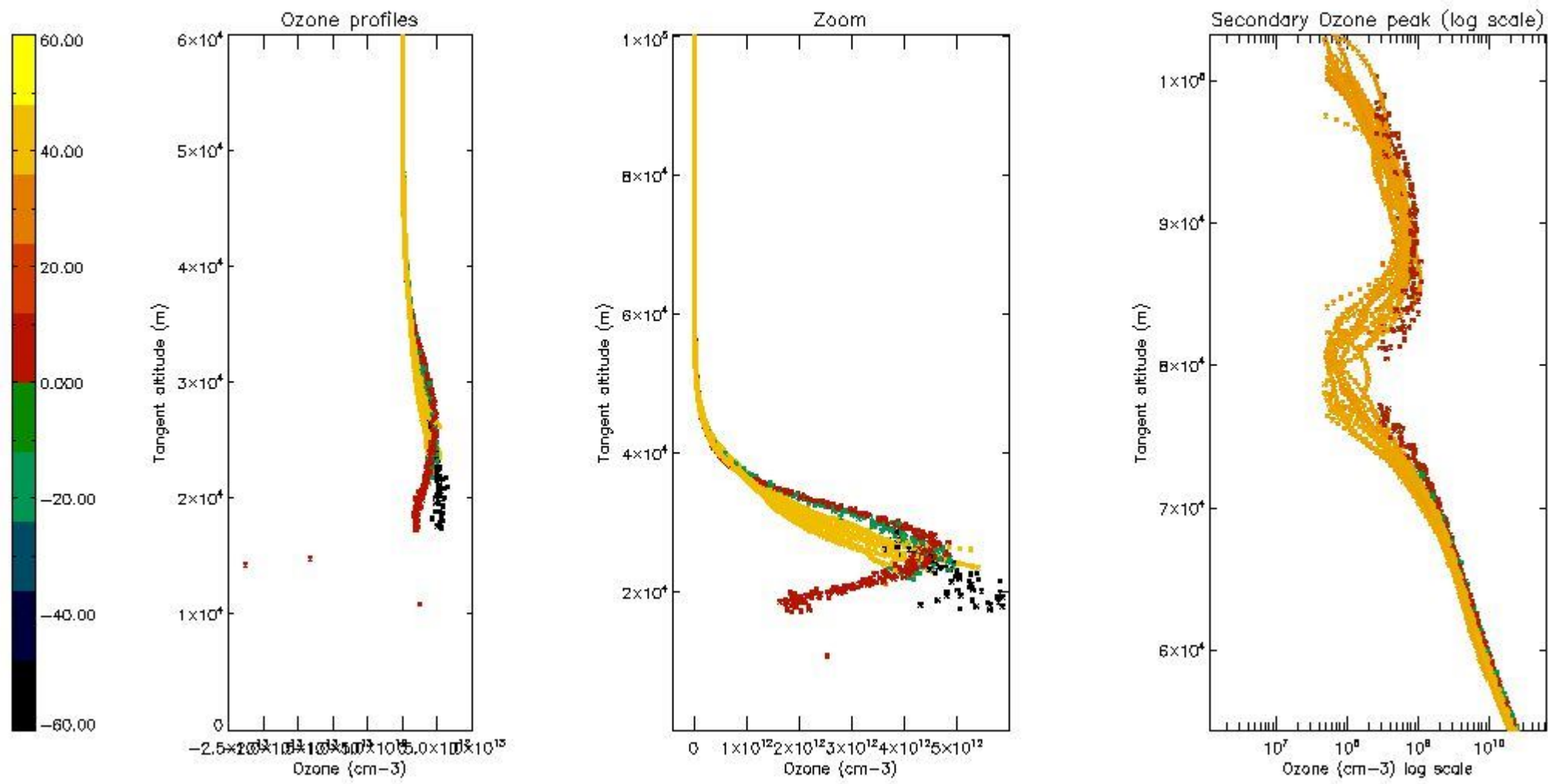
5.4 Plot ozone profiles where $STD < 10\%$ (dark without errors)

The colorbar represents the latitude.



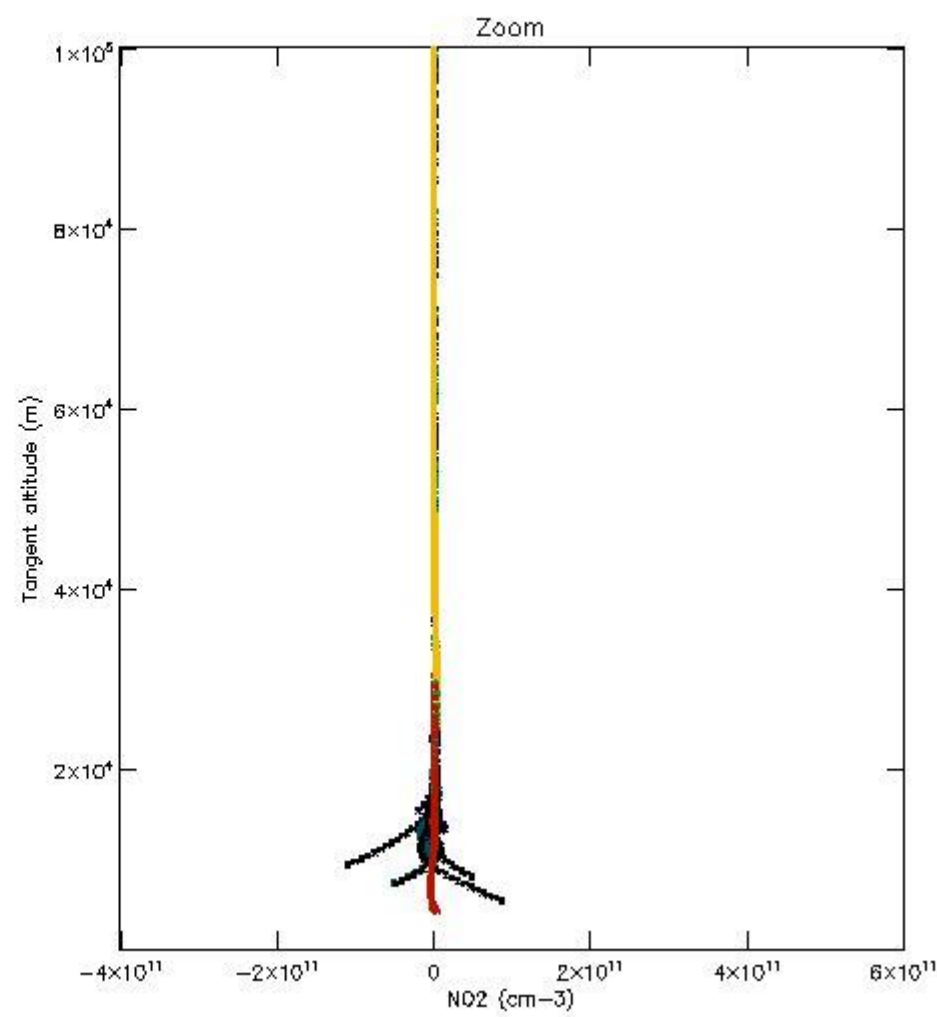
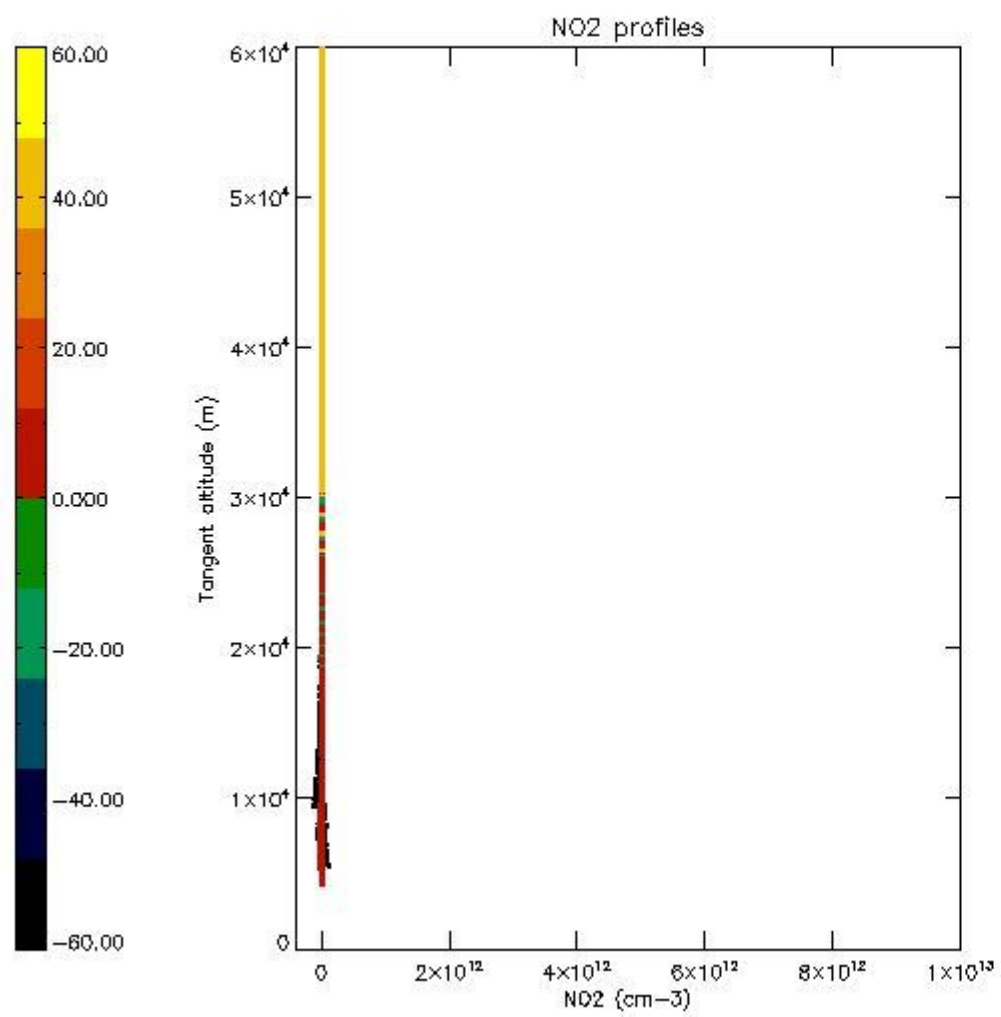
5.5 Plot ozone profiles where STD < 5% (dark without errors)

The colorbar represents the latitude.



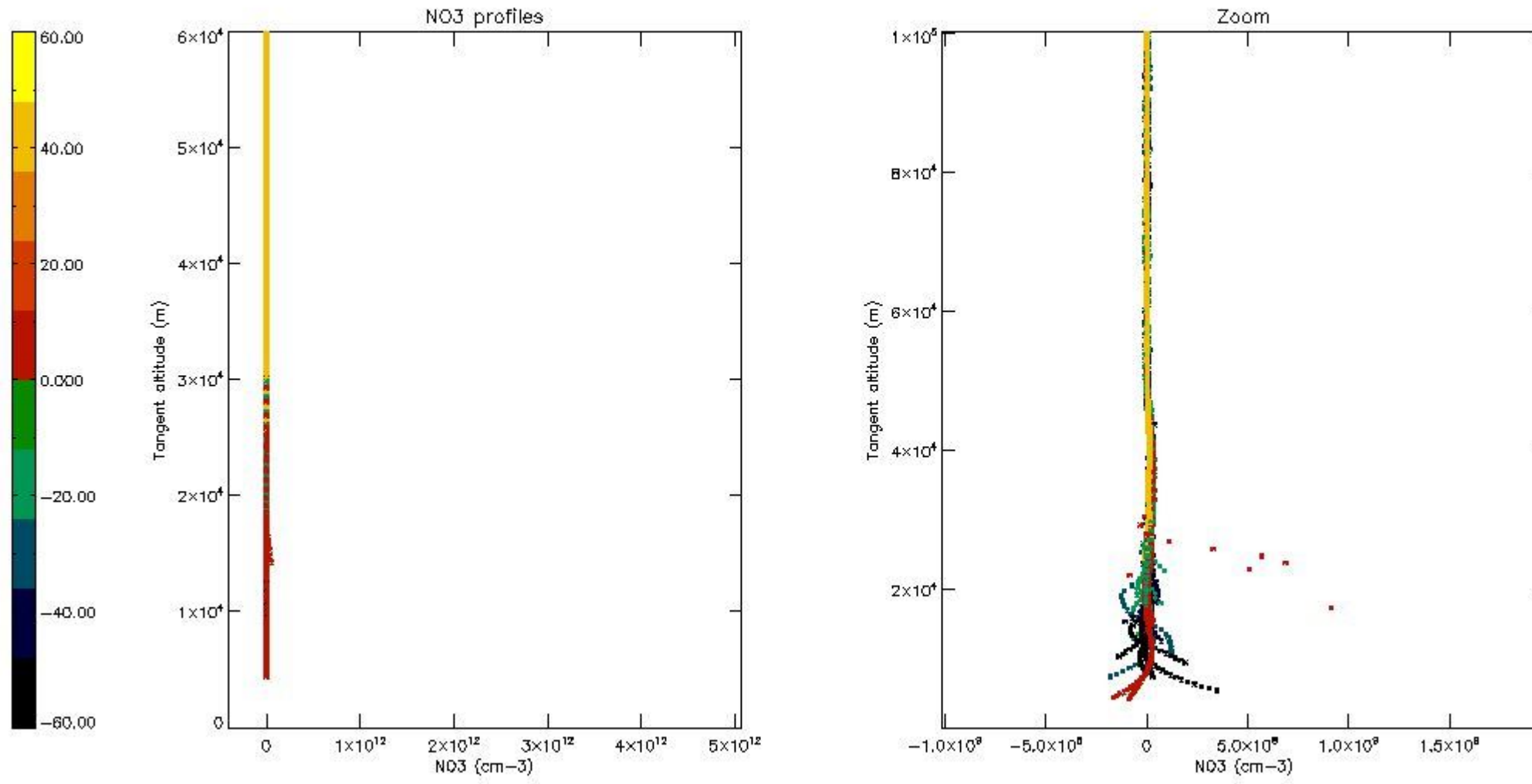
5.6 Plot NO₂ profiles for all STD (dark without errors)

The colorbar represents the latitude.



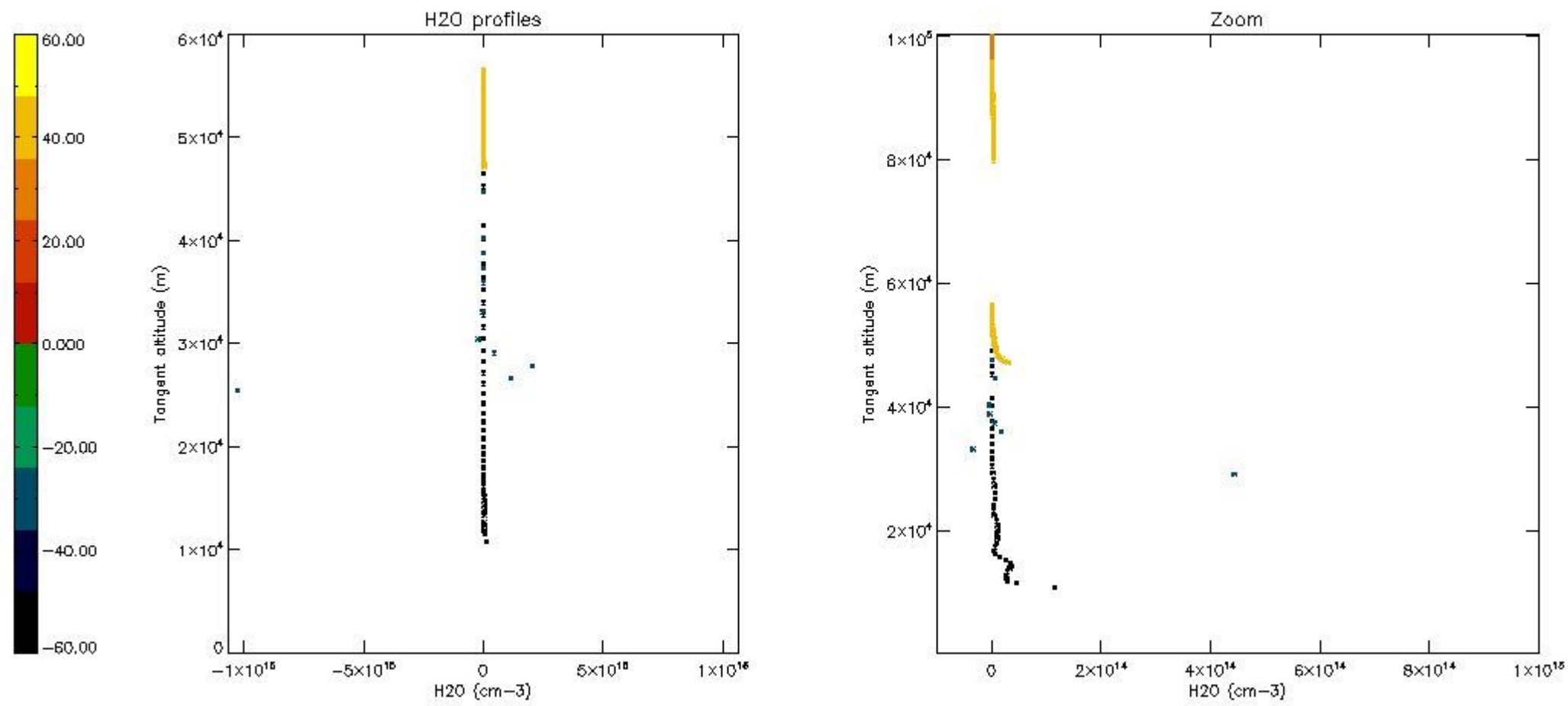
5.7 Plot NO3 profiles for all STD (dark without errors)

The colorbar represents the latitude.



5.8 Plot H₂O profiles for all STD (only for occultations of stars 1,2,3,4,13,14,16,26,63 dark without errors)

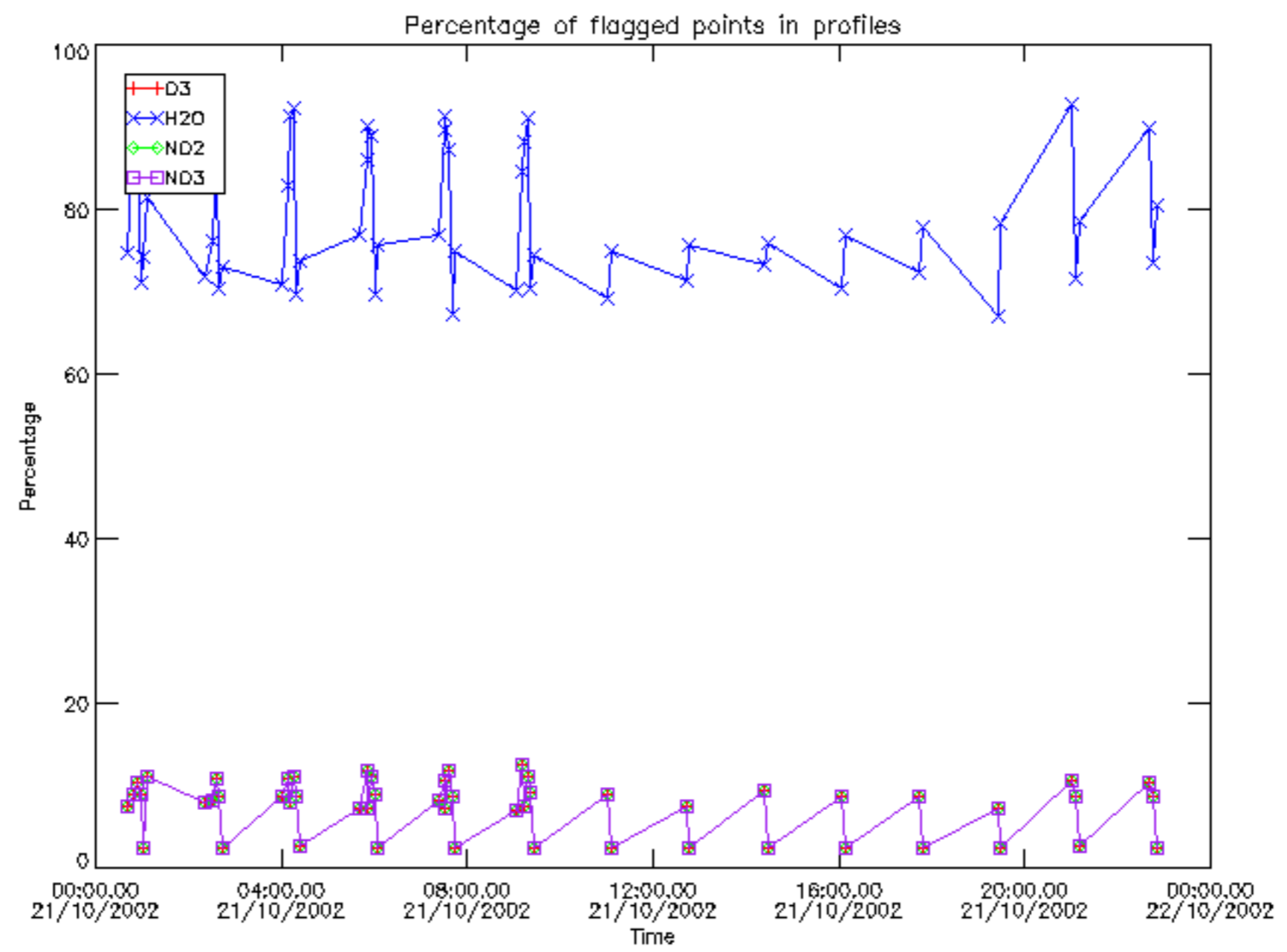
The colorbar represents the latitude.



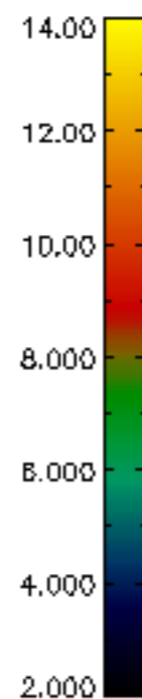
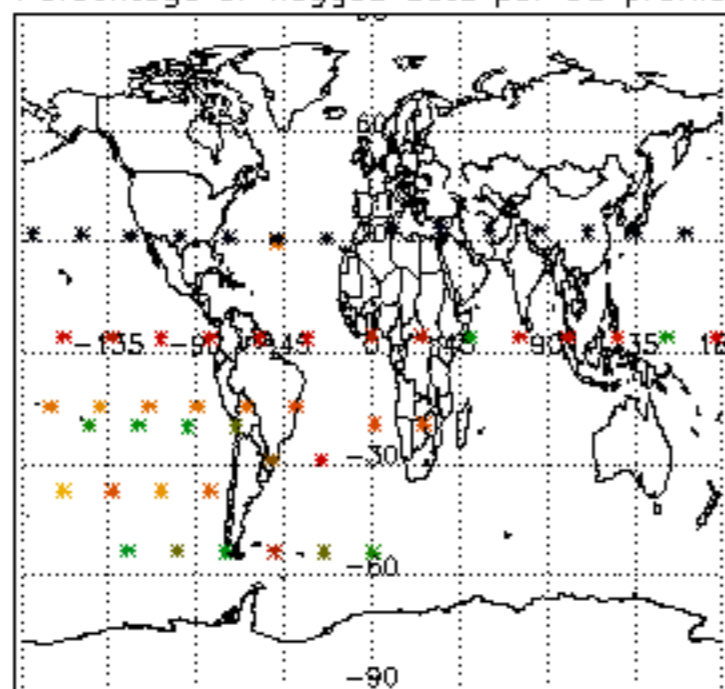
6. Auxiliary Data Files used for the production reported in section 2

The number reported in the third column indicates since which file (see list in section 2) the corresponding auxiliary file has been used. The fourth column is the date of those product files.

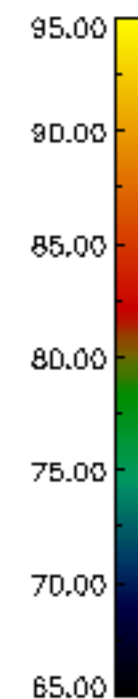
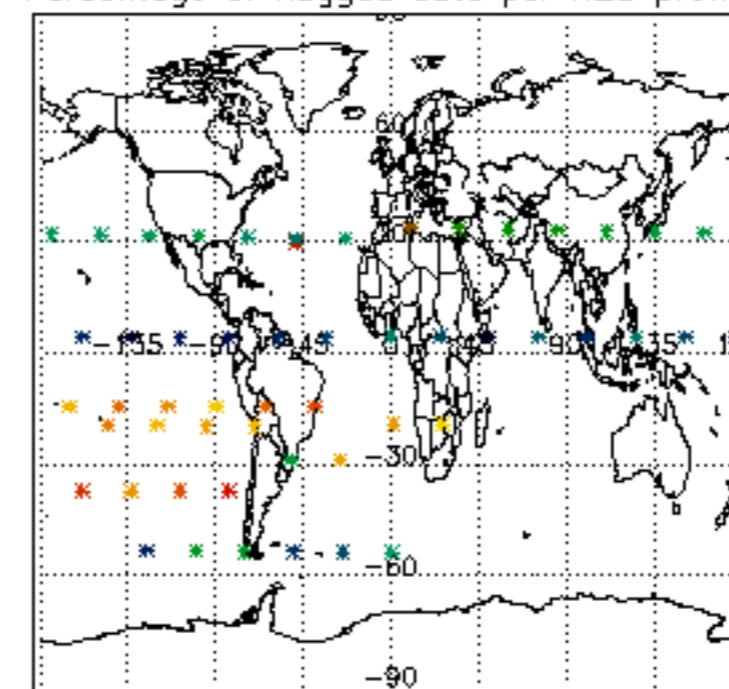
Type	Auxiliary Filename	Used since product	Used since product date
INST_PHYS_CHARACTERISTICS	GOM_INS_AXNIEC20050627_150440_20020301_000000_20100101_000000	1	21-OCT-2002 00:00:32
LEVEL-2_PROC_CONFIG	GOM_PR2_AXVIEC20091111_152718_20020301_000000_20500101_000000	1	21-OCT-2002 00:00:32
CROSS_SECTIONS_FILE	GOM_CRS_AXVIEC20091111_154832_20020301_000000_20500101_000000	1	21-OCT-2002 00:00:32



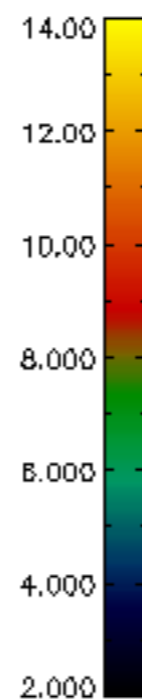
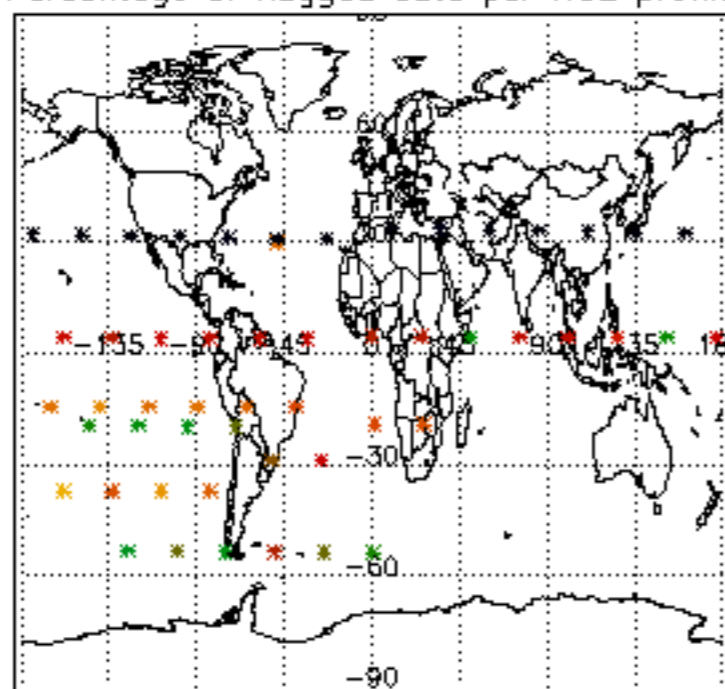
Percentage of flagged data per D3 profile



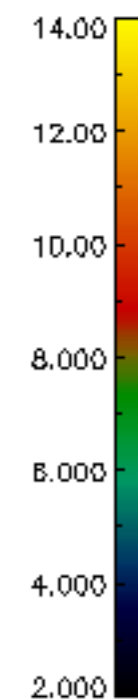
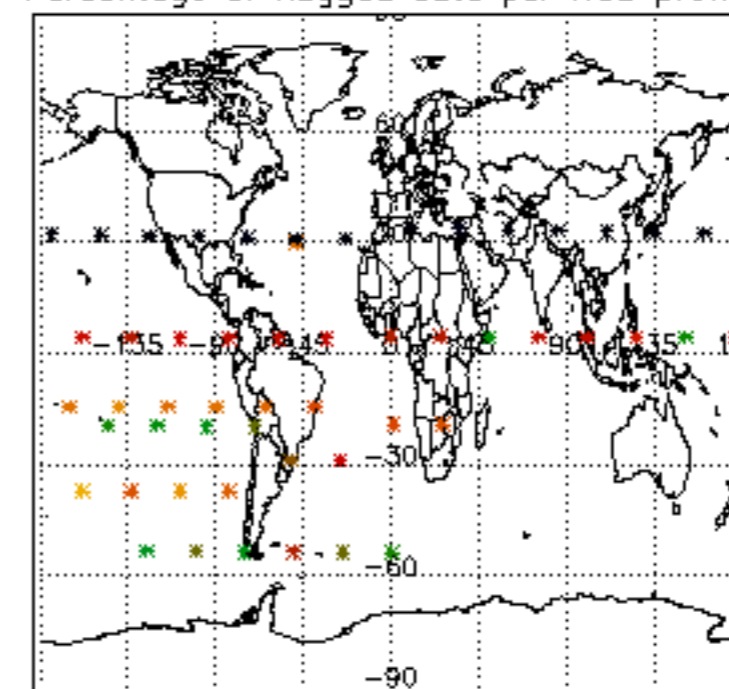
Percentage of flagged data per H2O profile

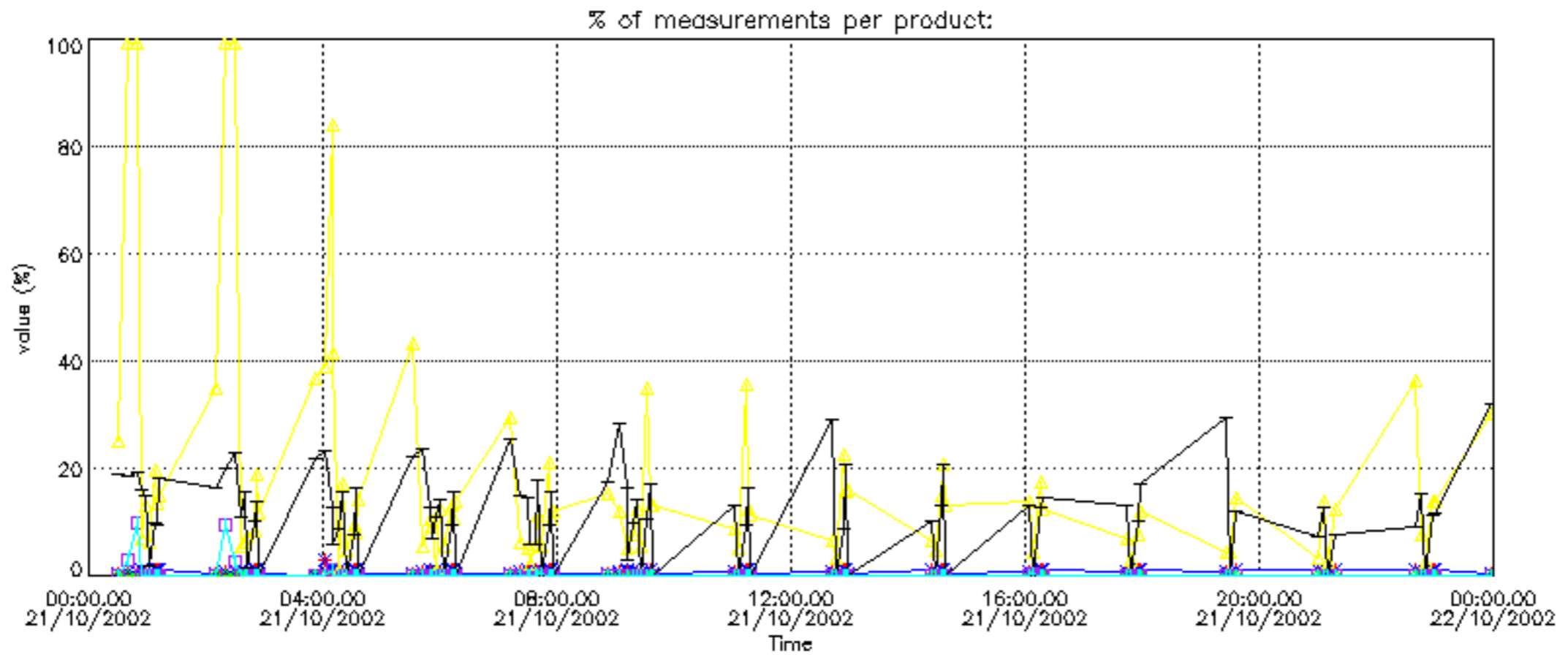
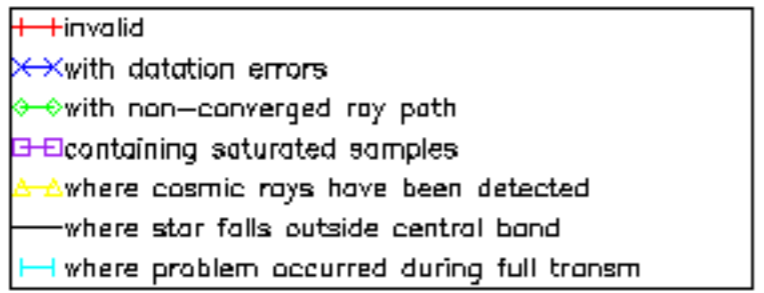


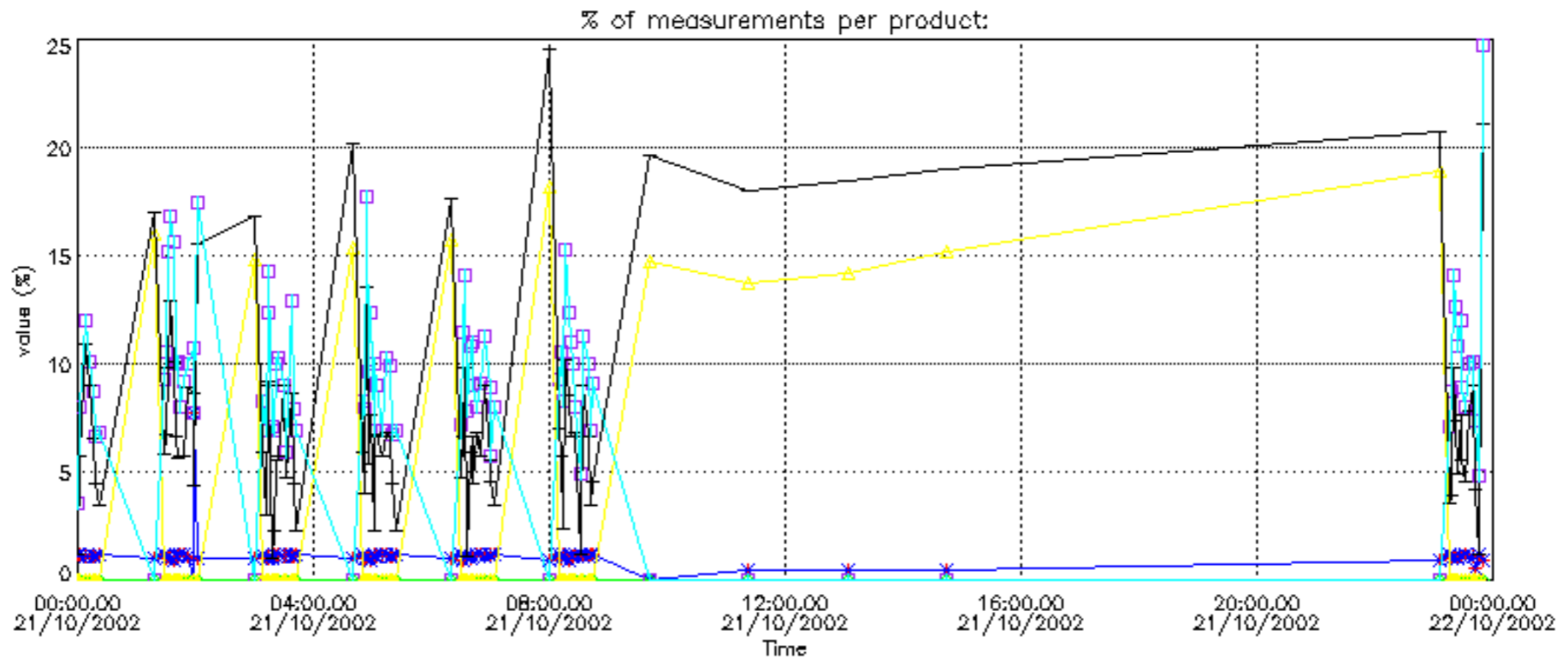
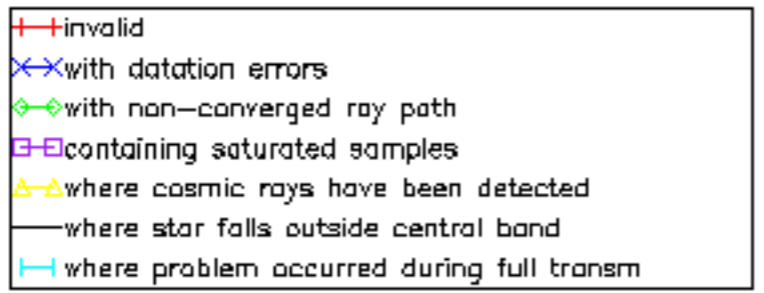
Percentage of flagged data per NO2 profile



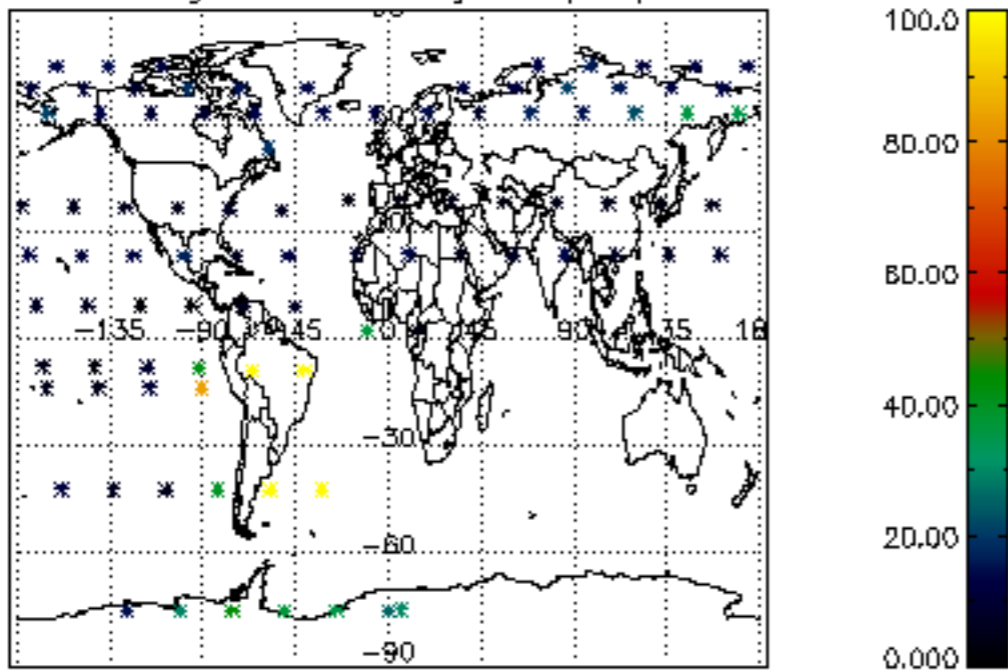
Percentage of flagged data per NO3 profile



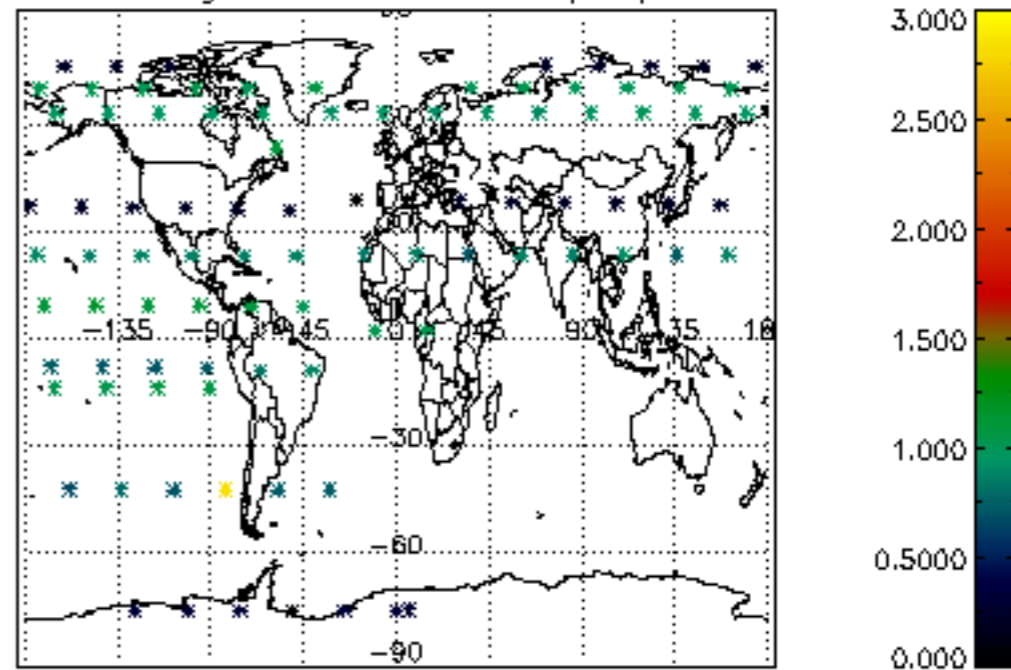




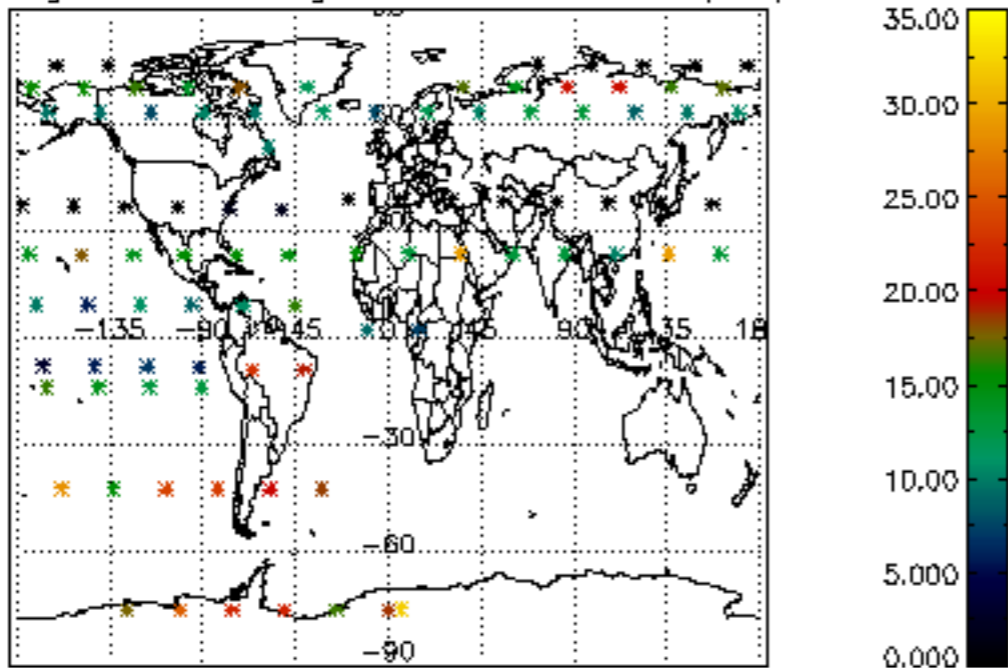
Percentage of cosmic ray hits per profile



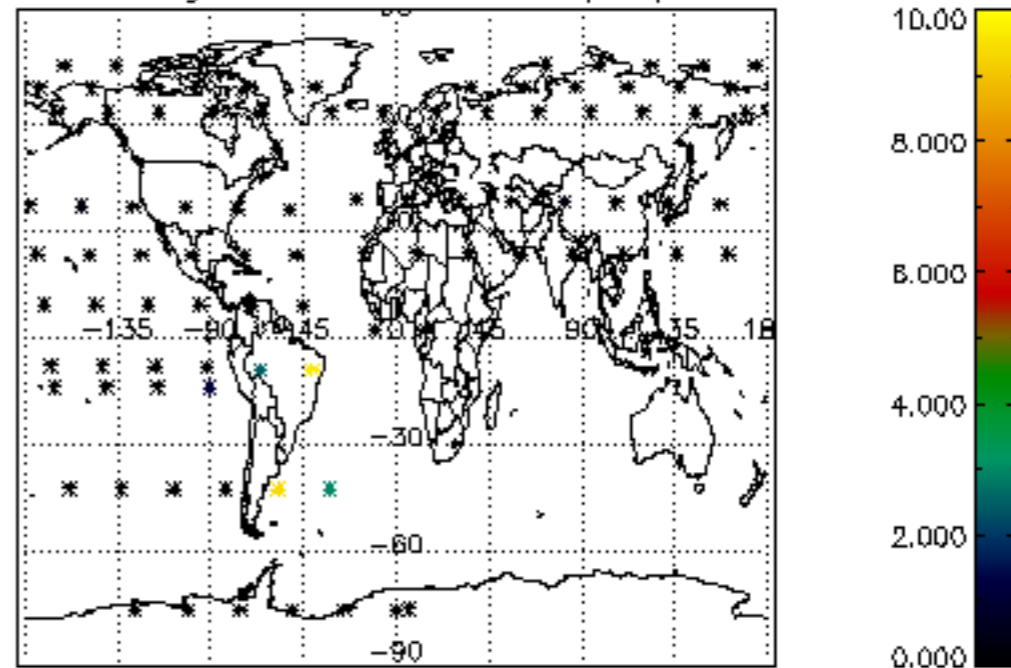
Percentage of datation errors per profile



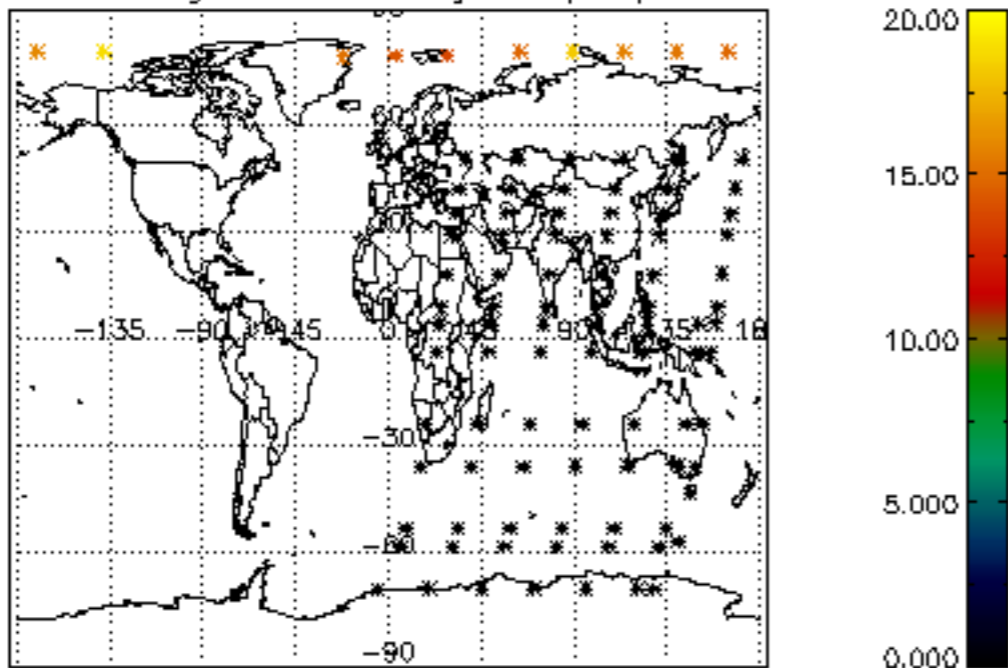
Percentage of star falling outside central band per profile



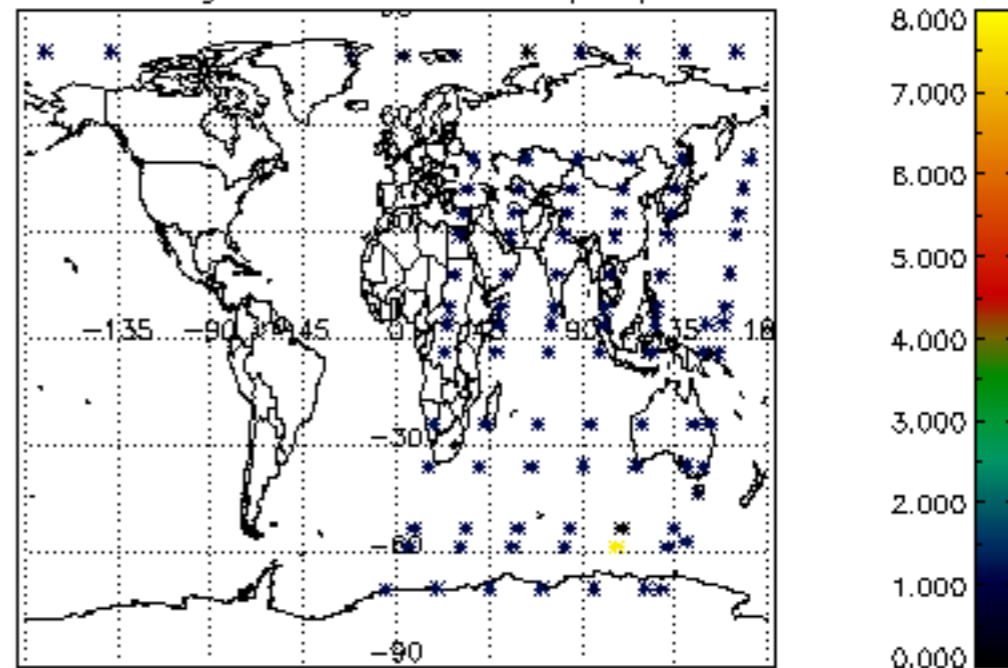
Percentage of saturation errors per profile



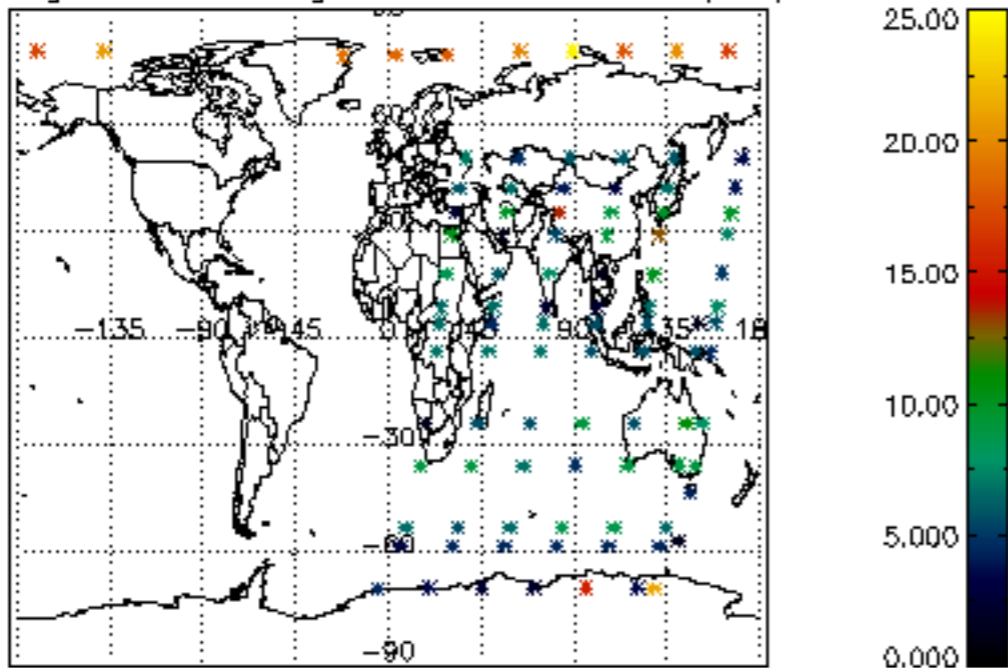
Percentage of cosmic ray hits per profile



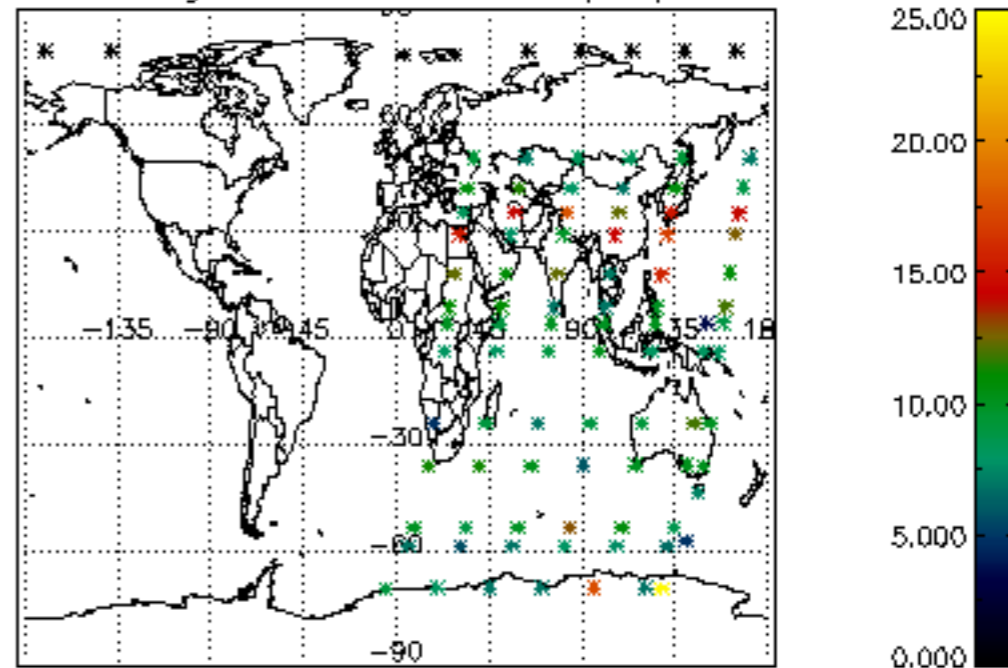
Percentage of datation errors per profile

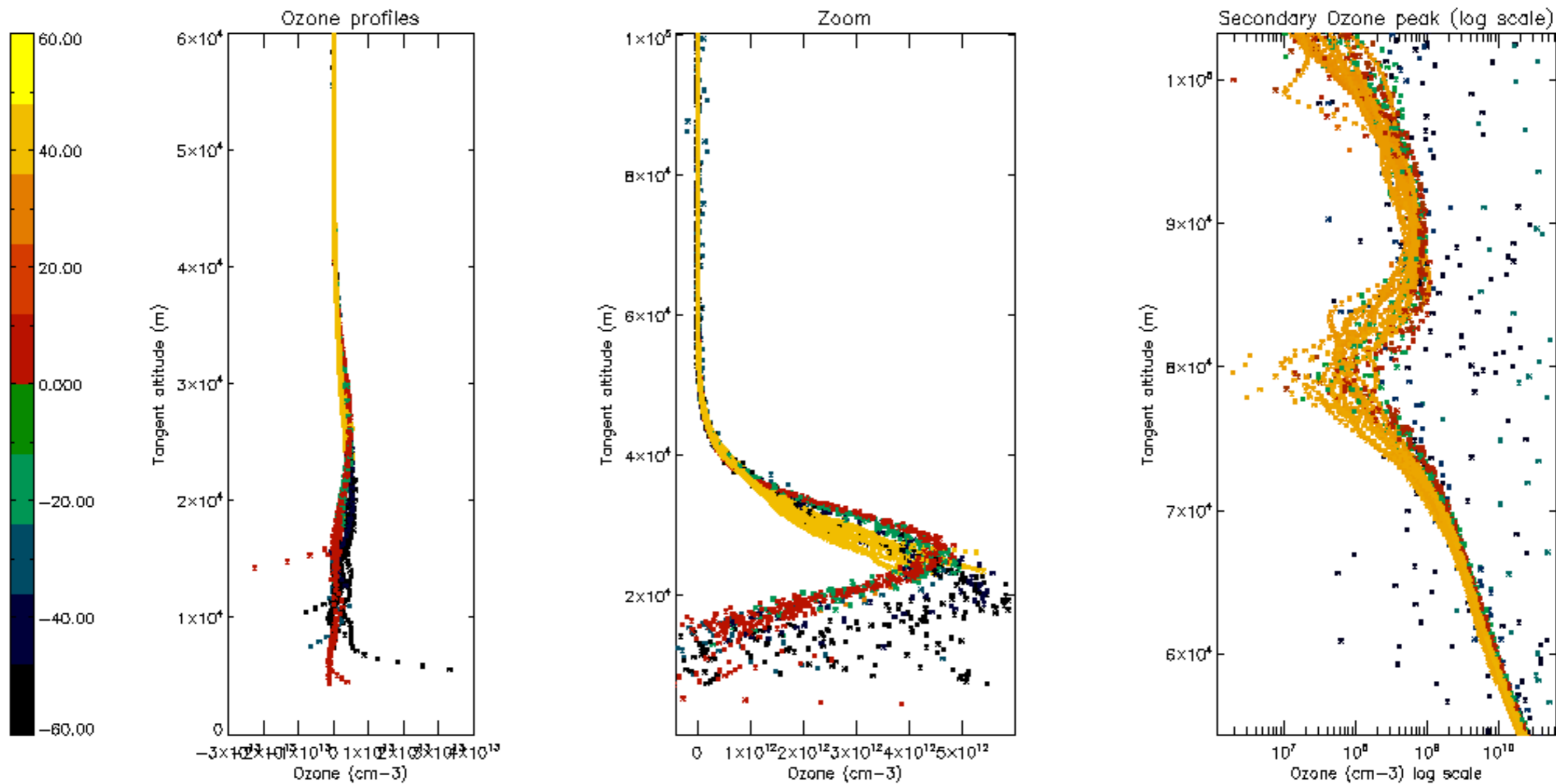


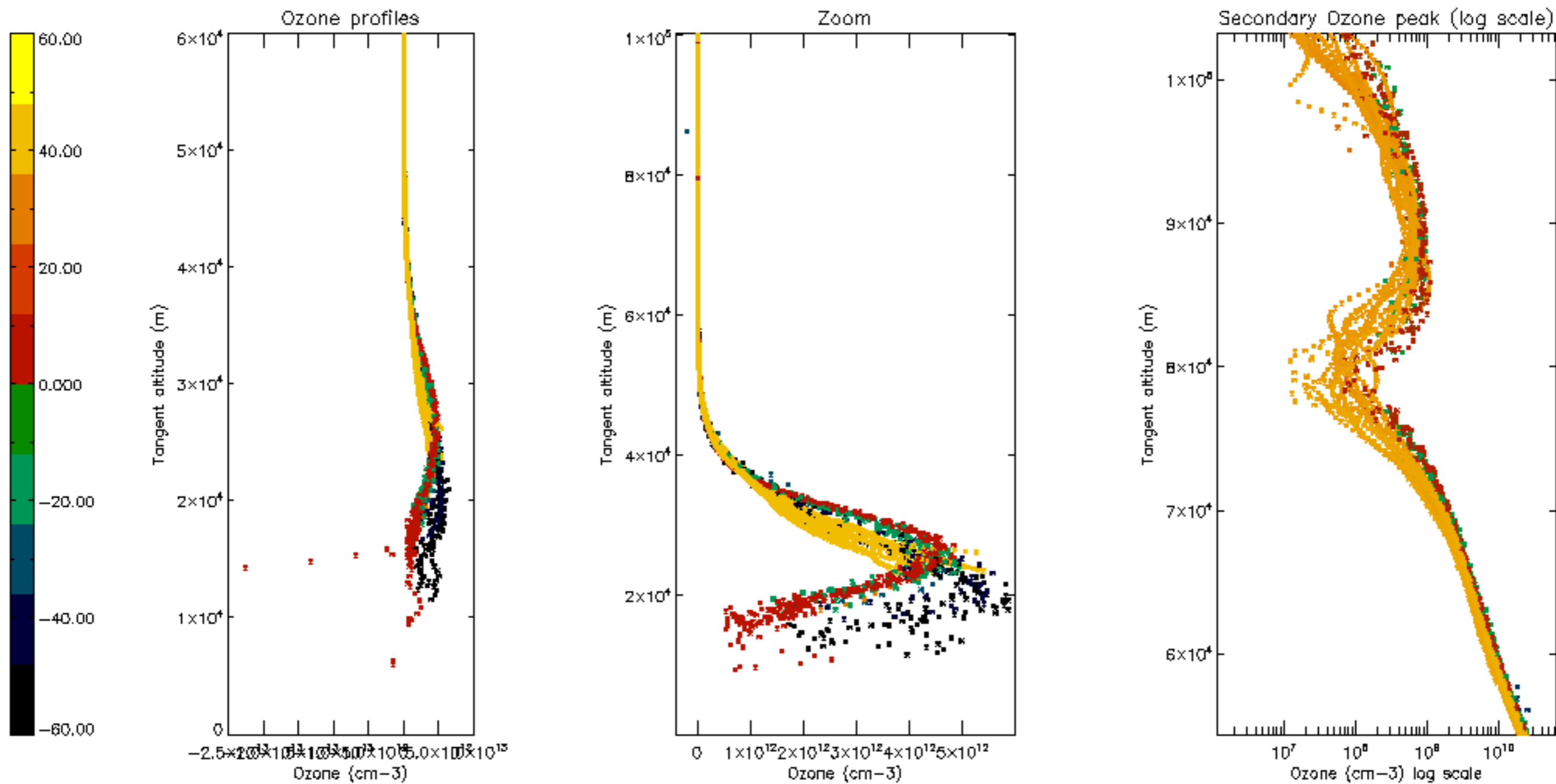
Percentage of star falling outside central band per profile

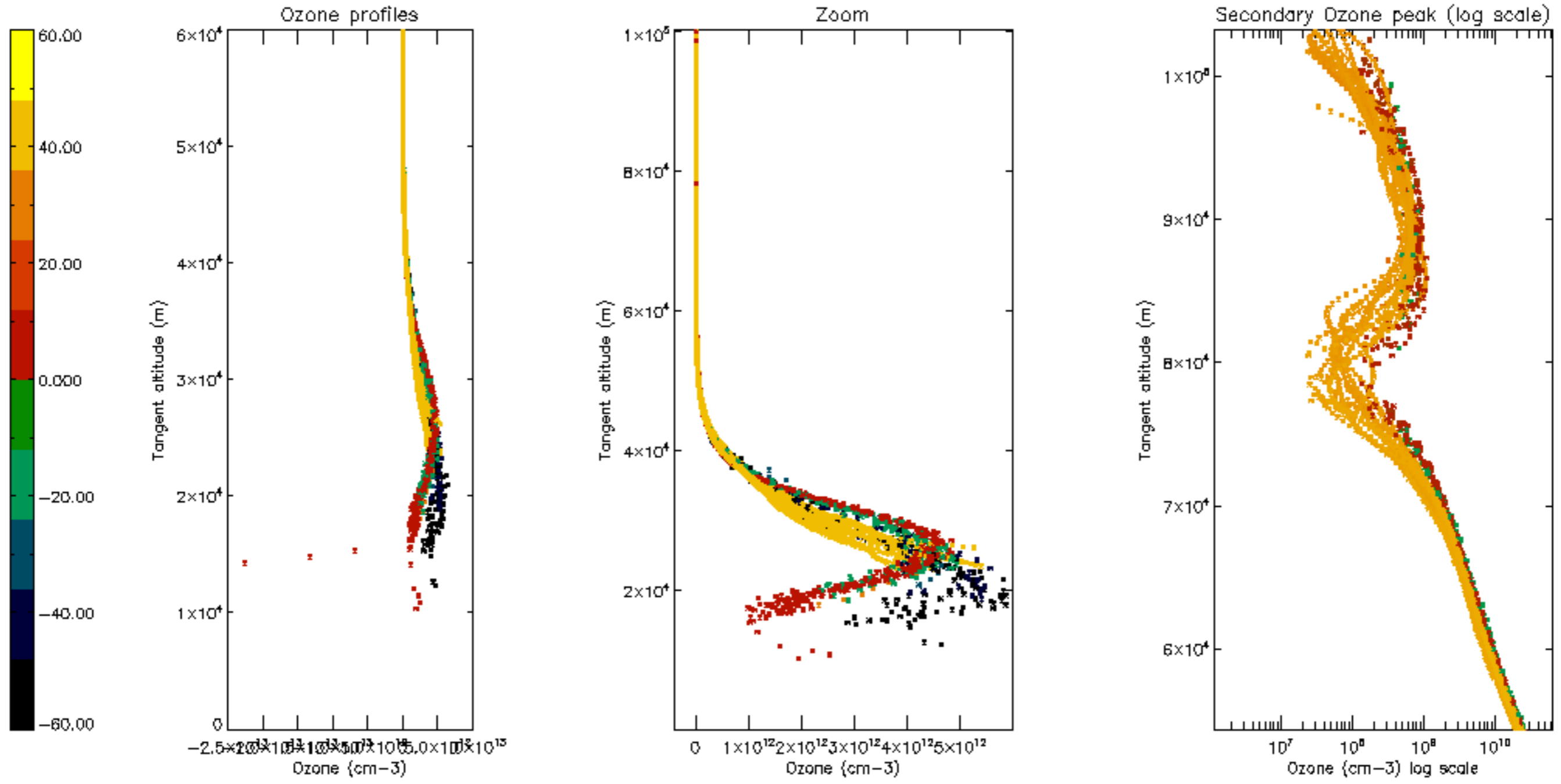


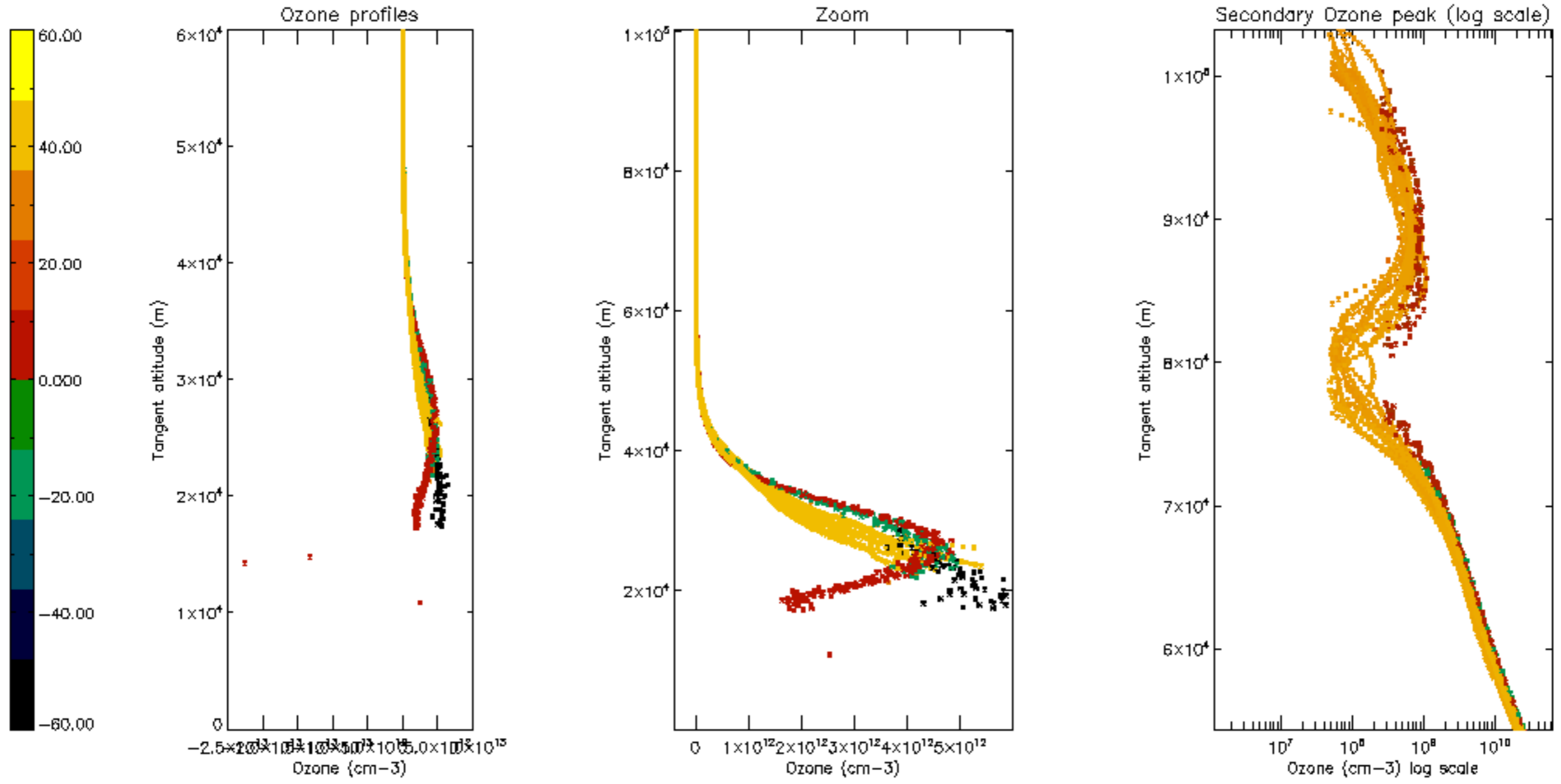
Percentage of saturation errors per profile

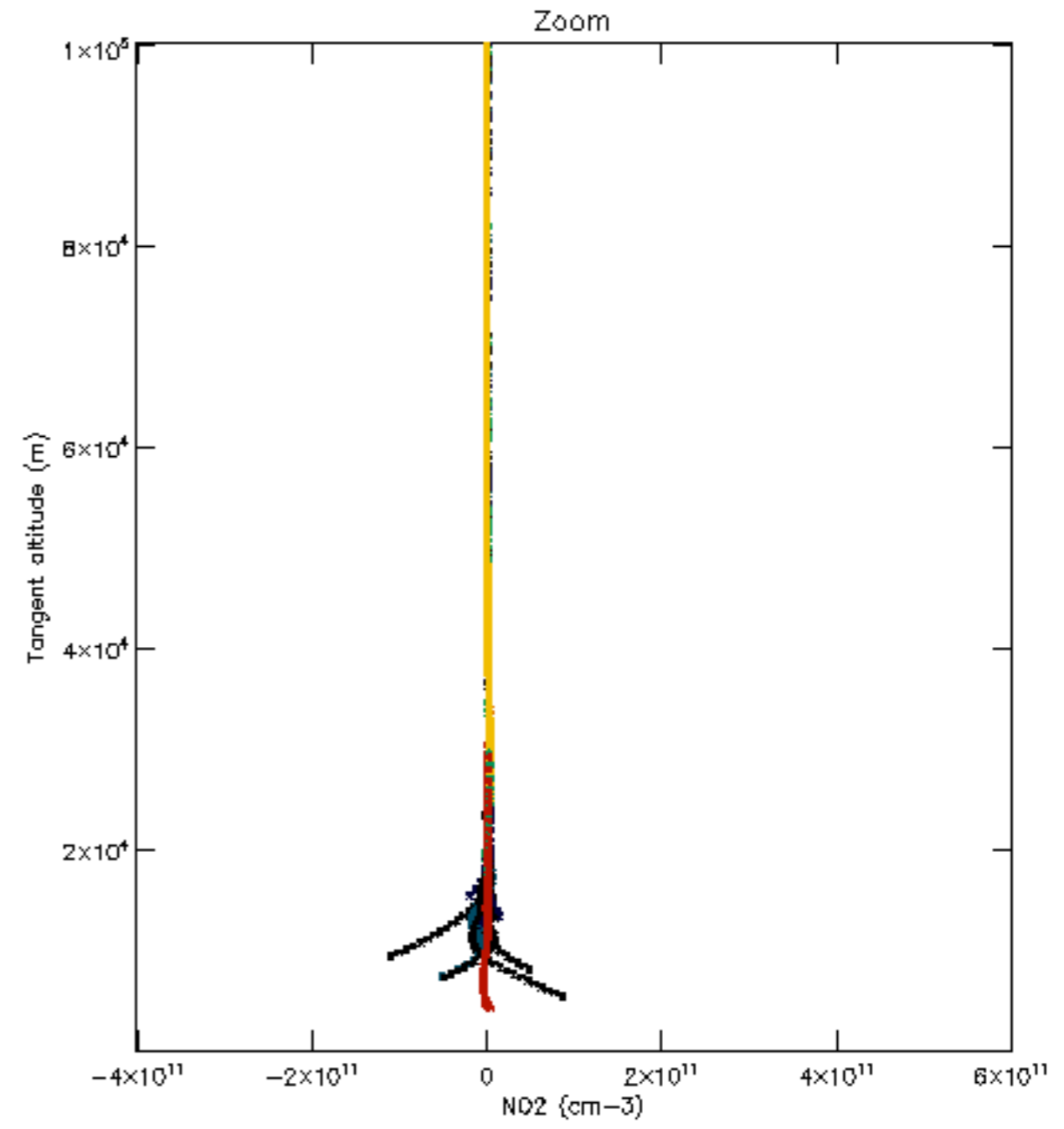
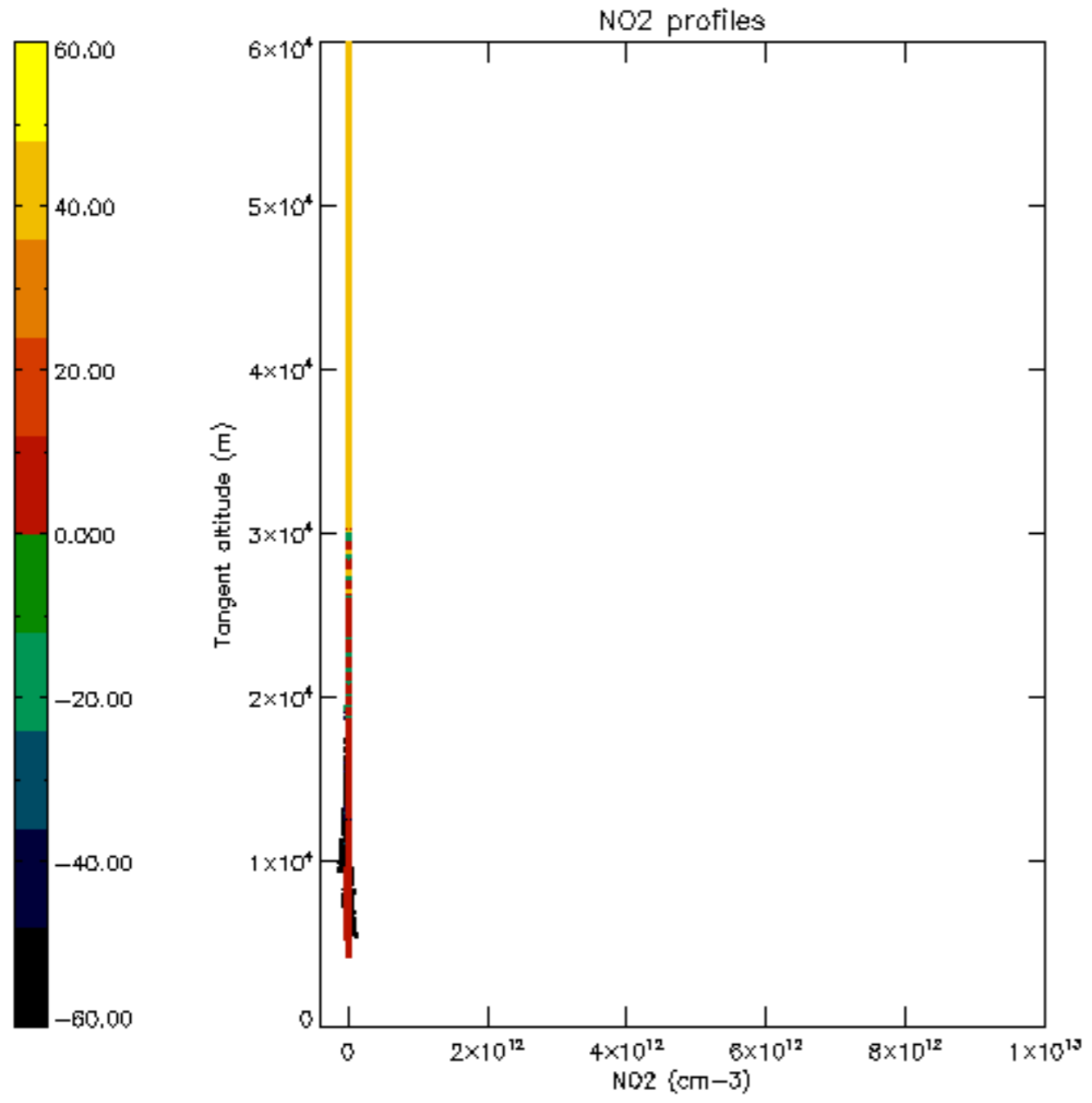


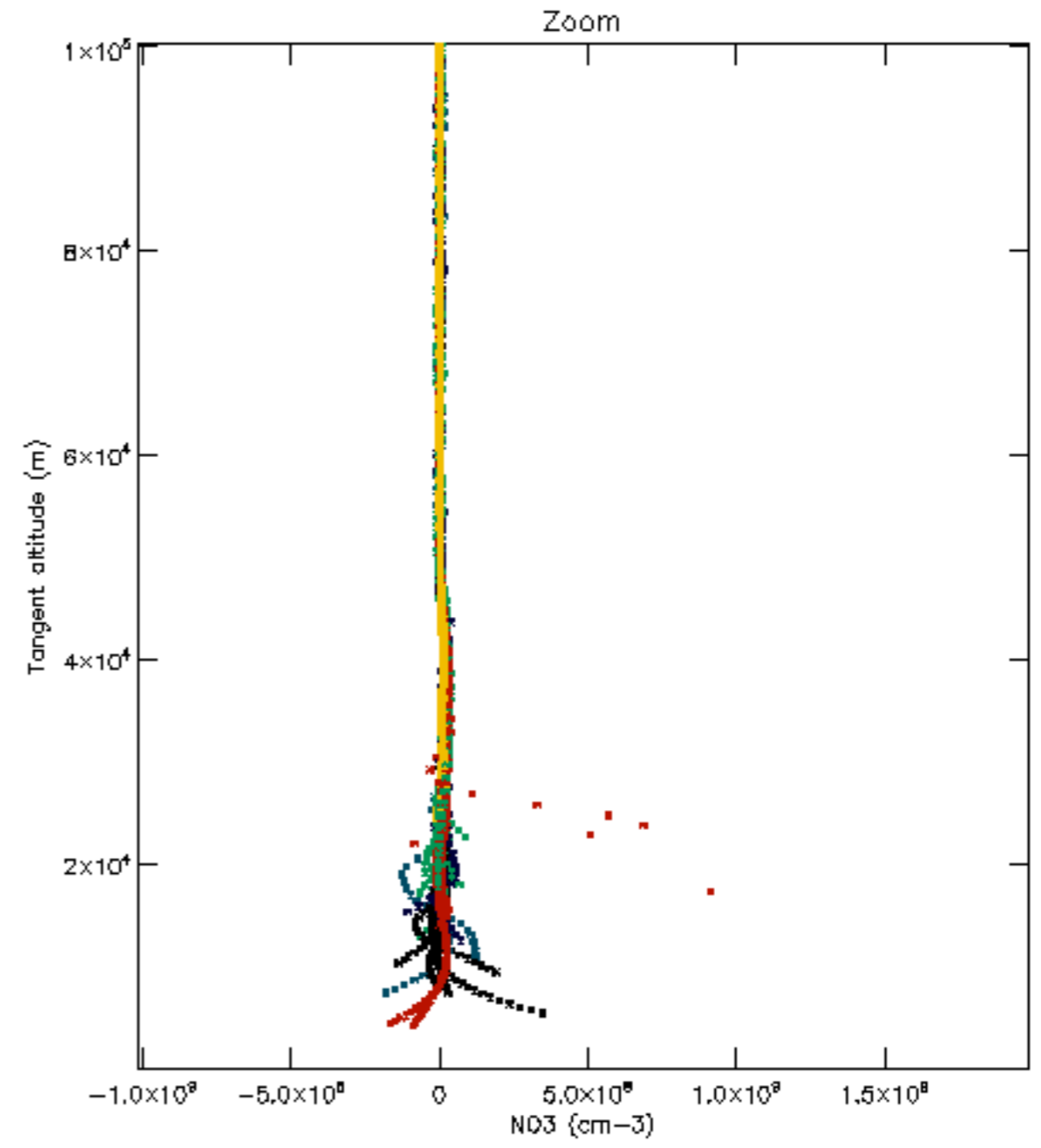
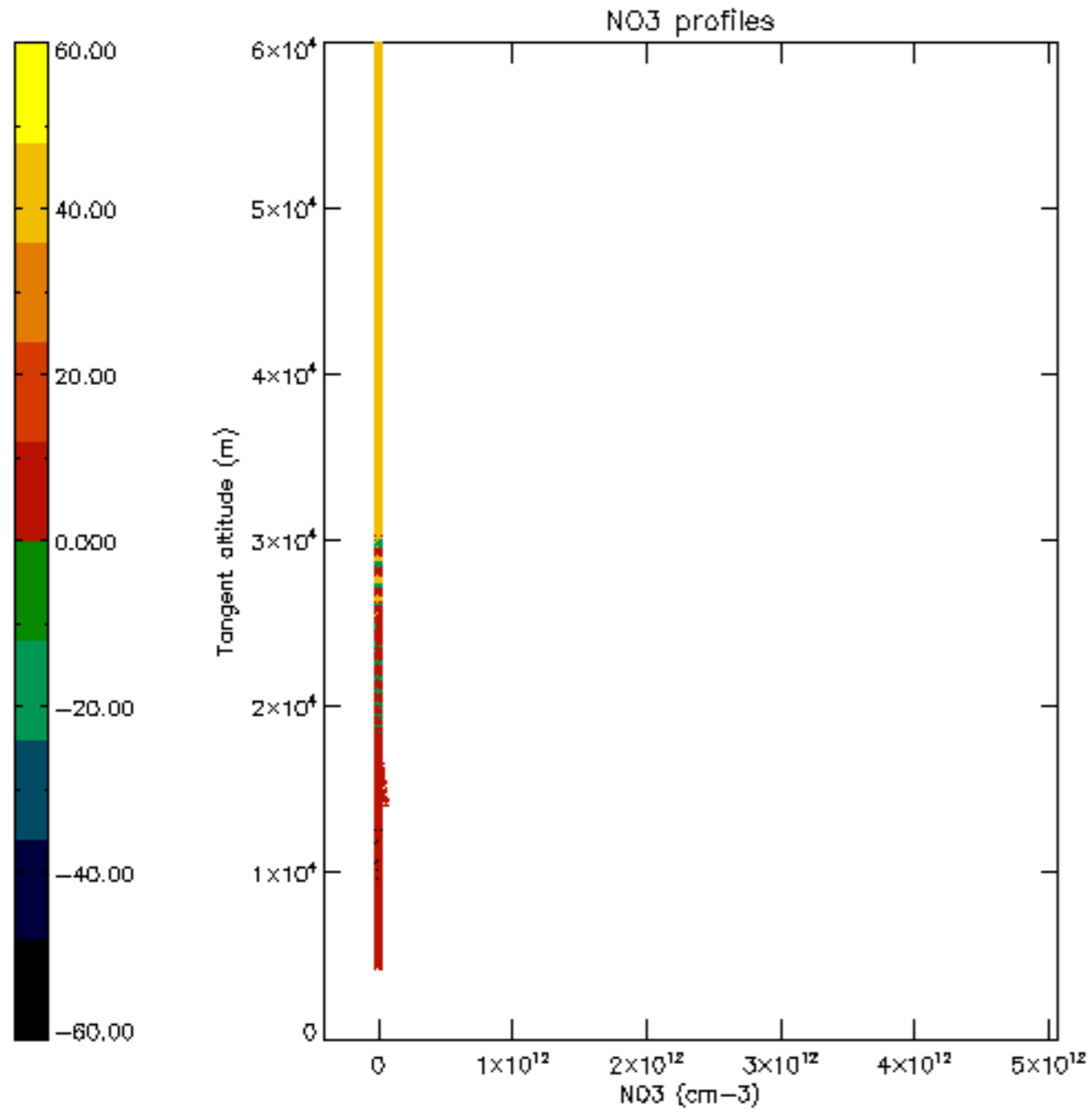


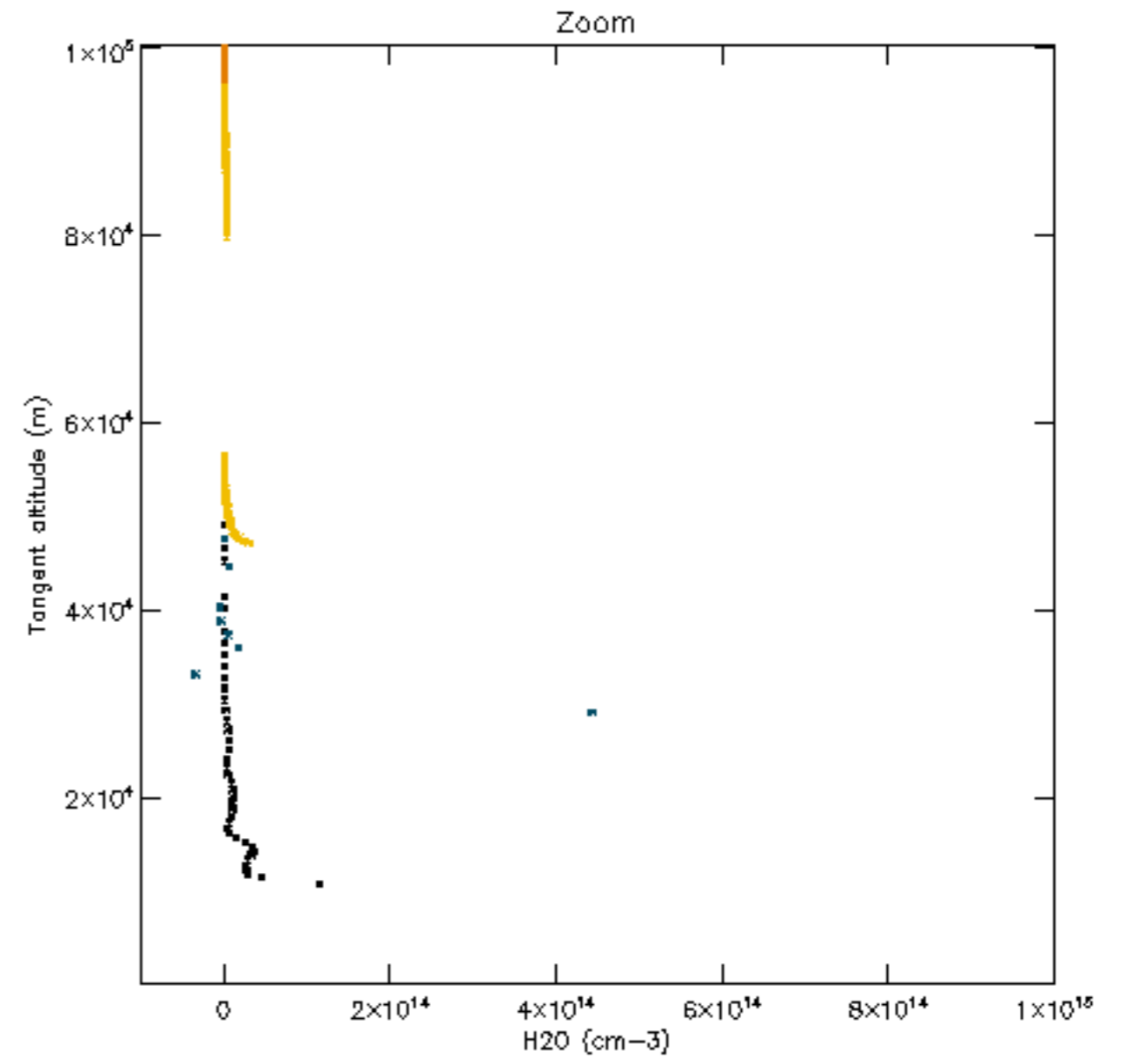
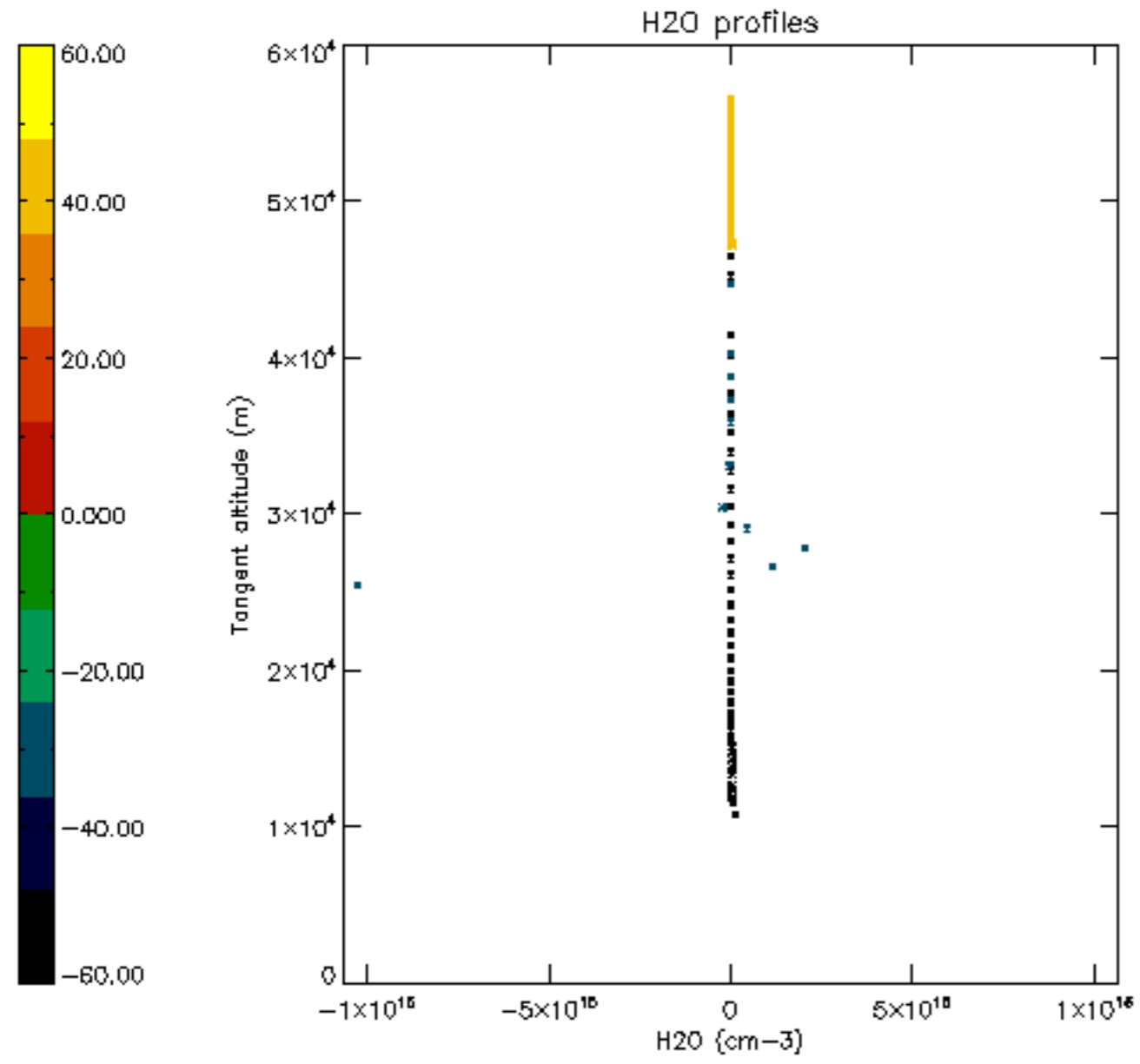


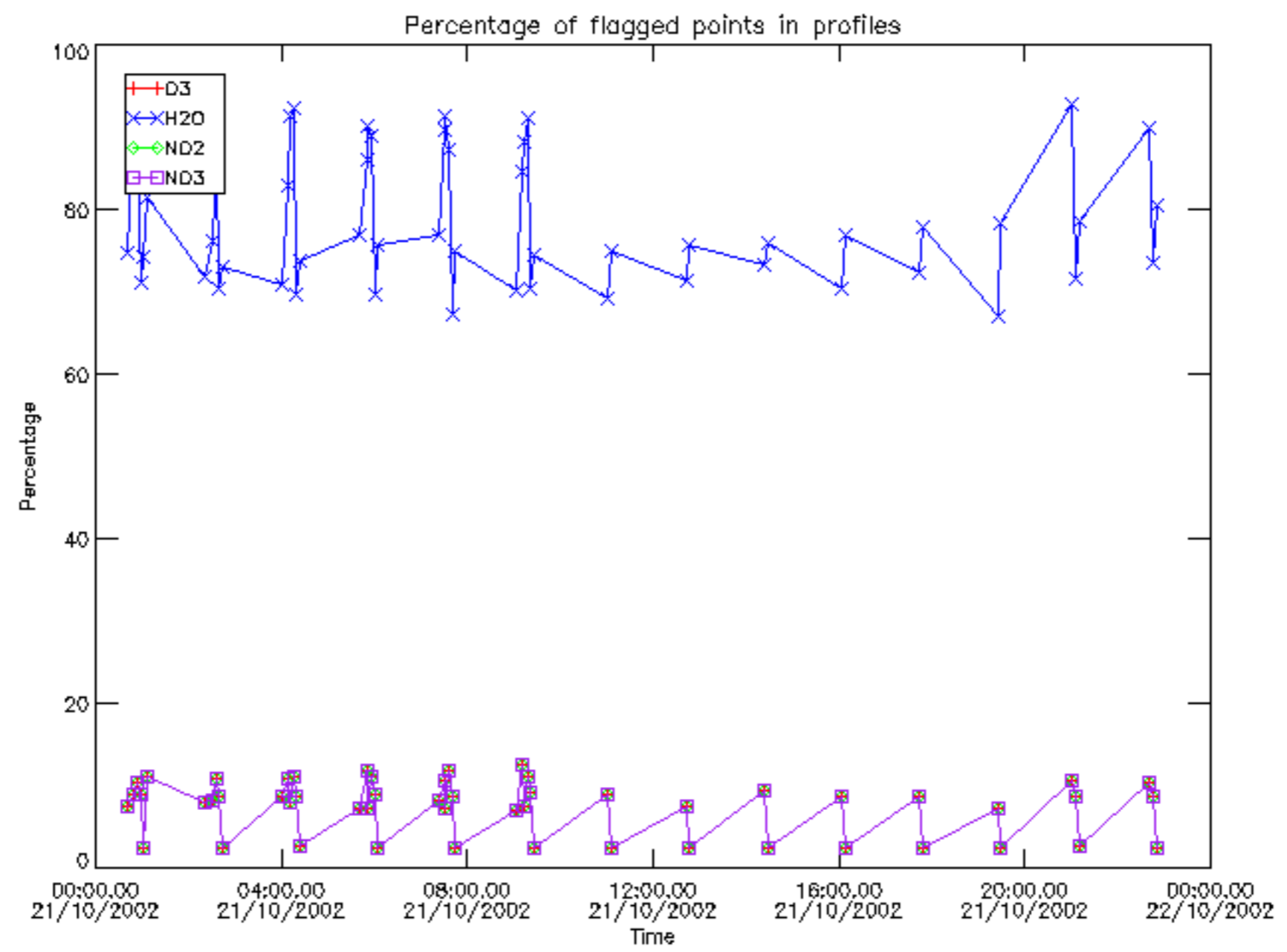




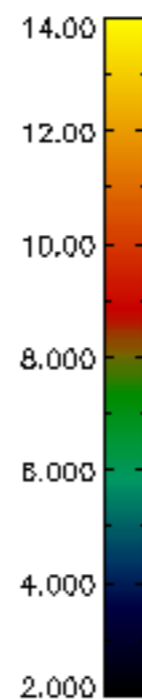
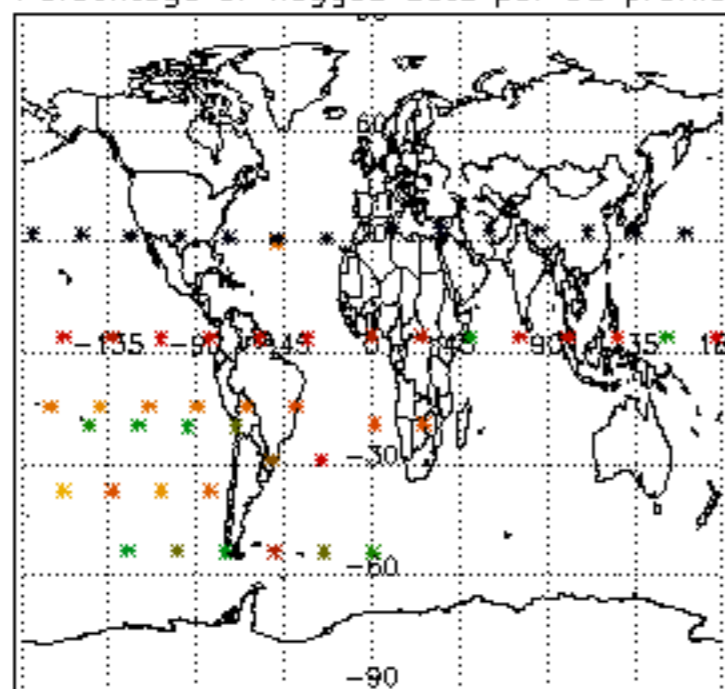




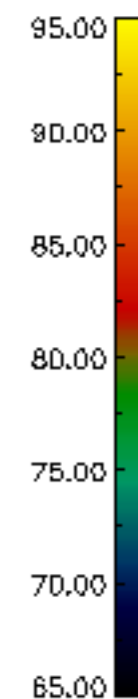
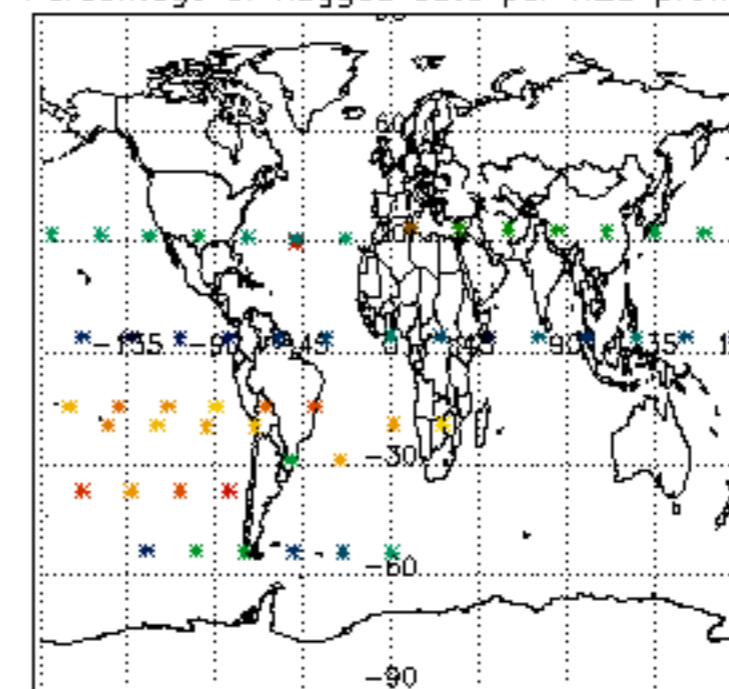




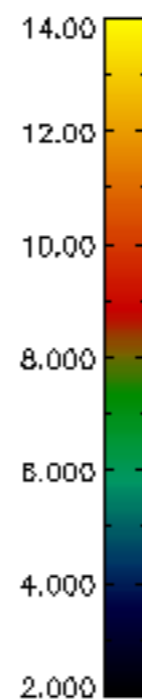
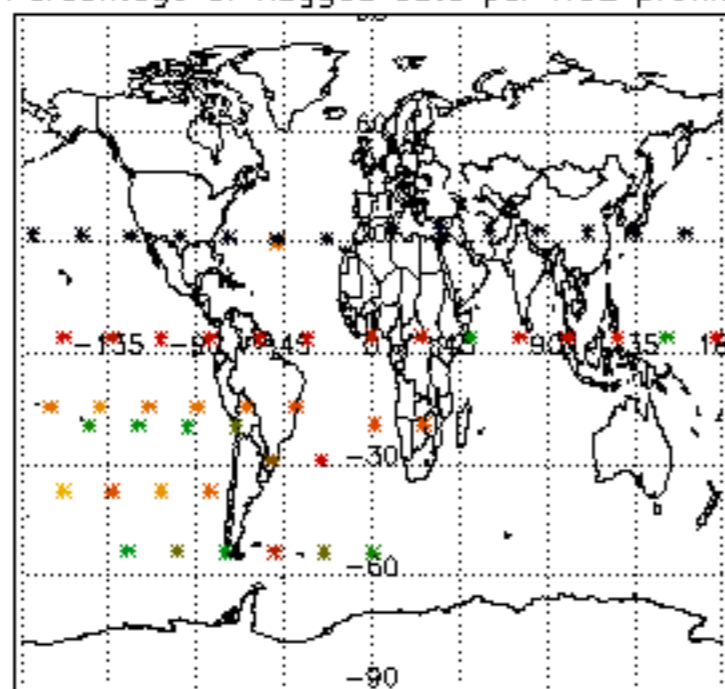
Percentage of flagged data per D3 profile



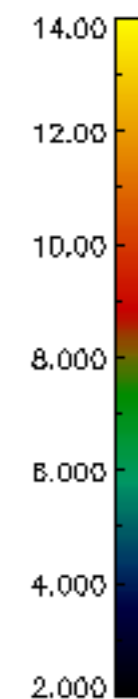
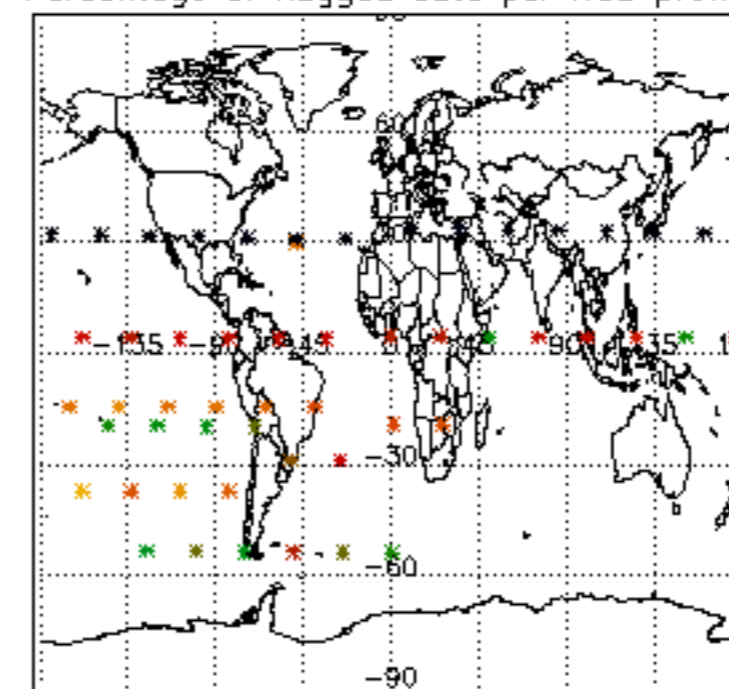
Percentage of flagged data per H2O profile

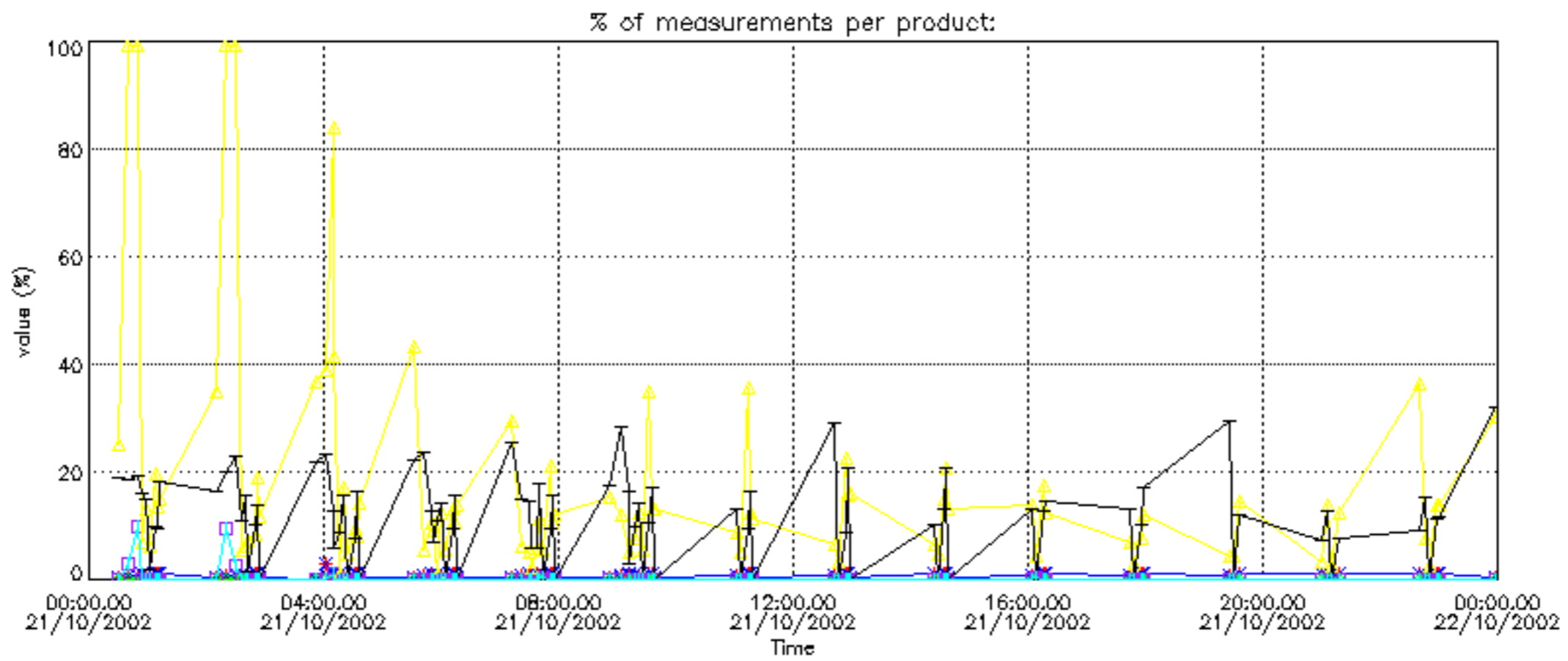
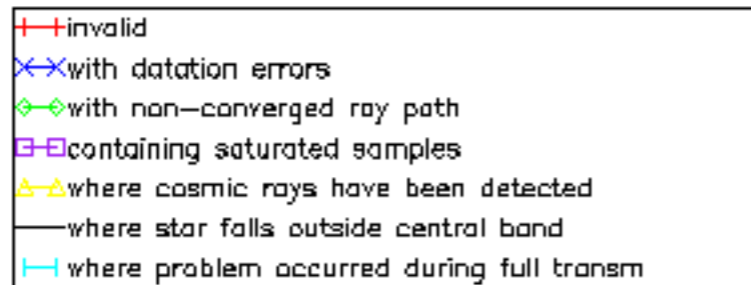


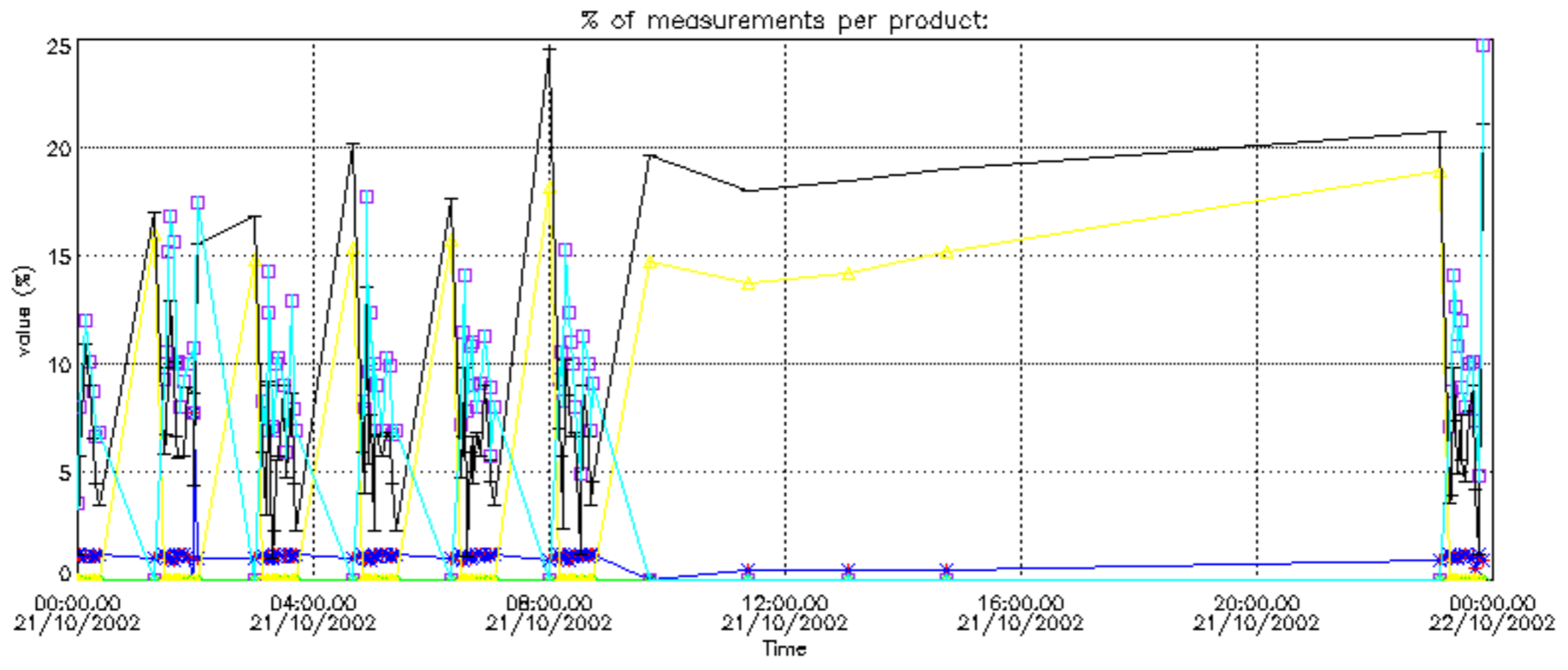
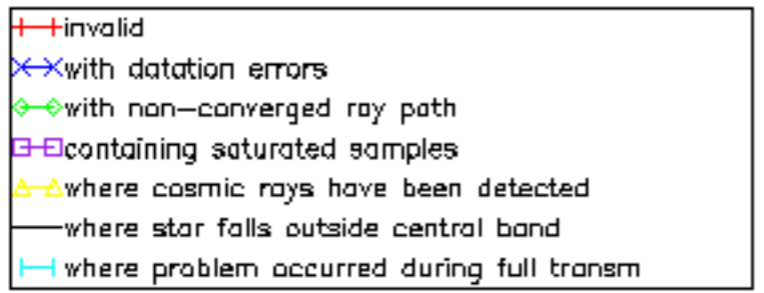
Percentage of flagged data per NO2 profile



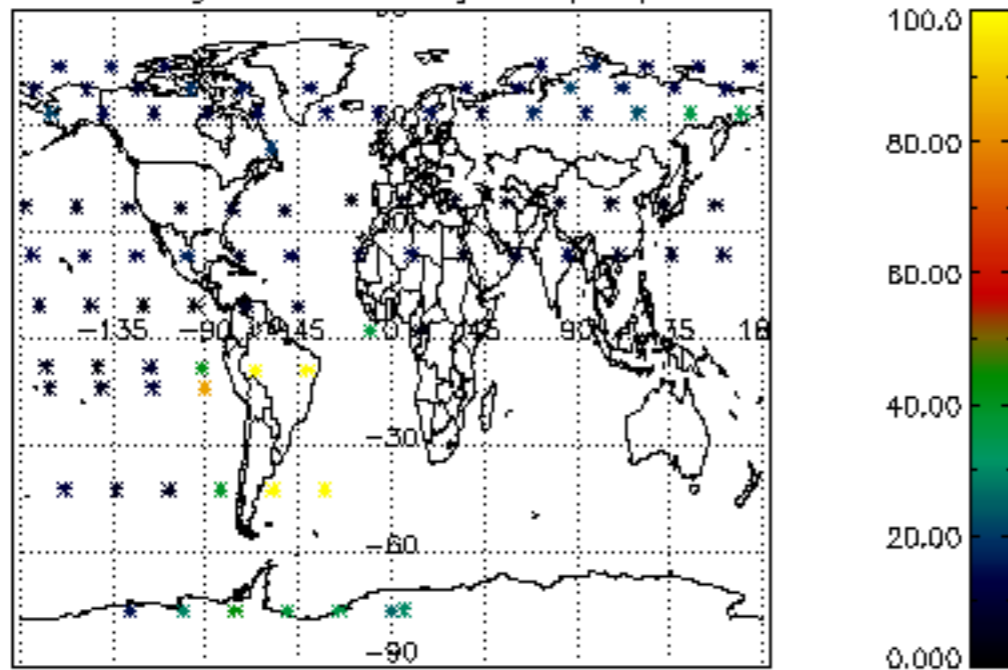
Percentage of flagged data per NO3 profile



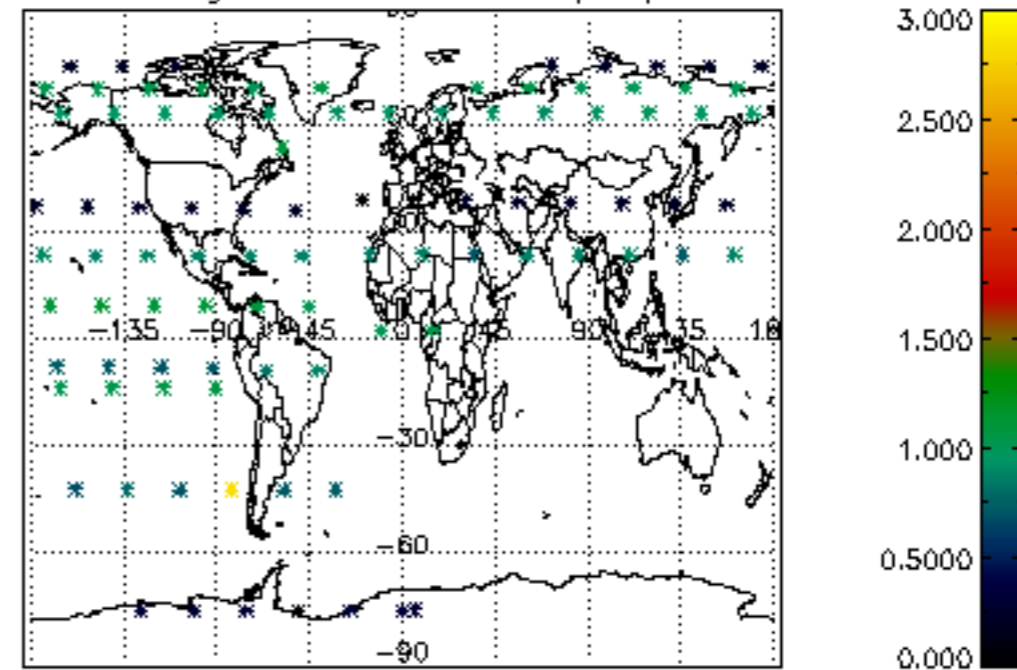




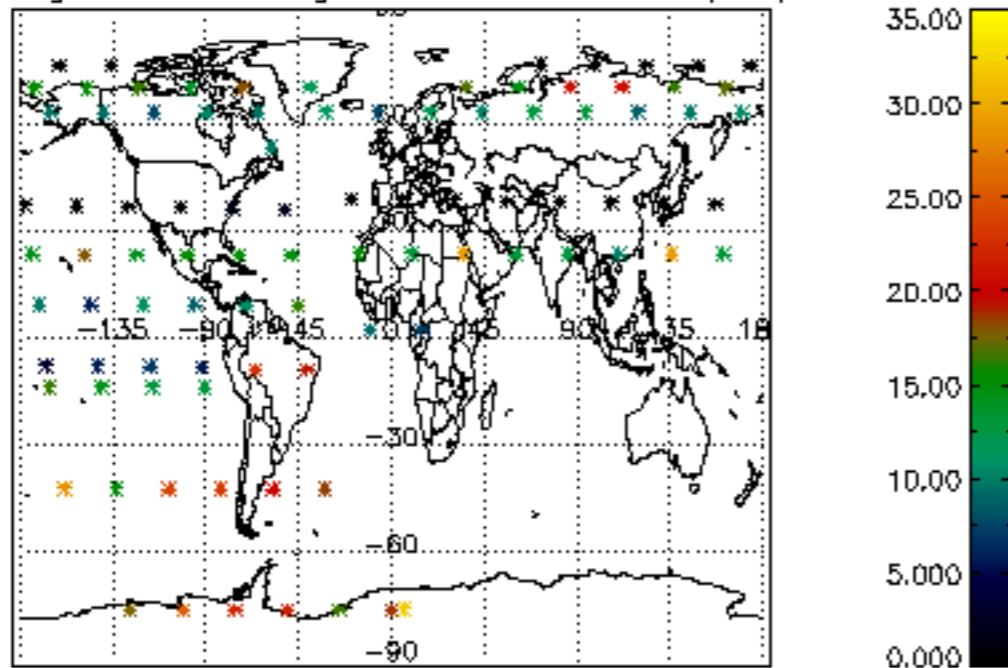
Percentage of cosmic ray hits per profile



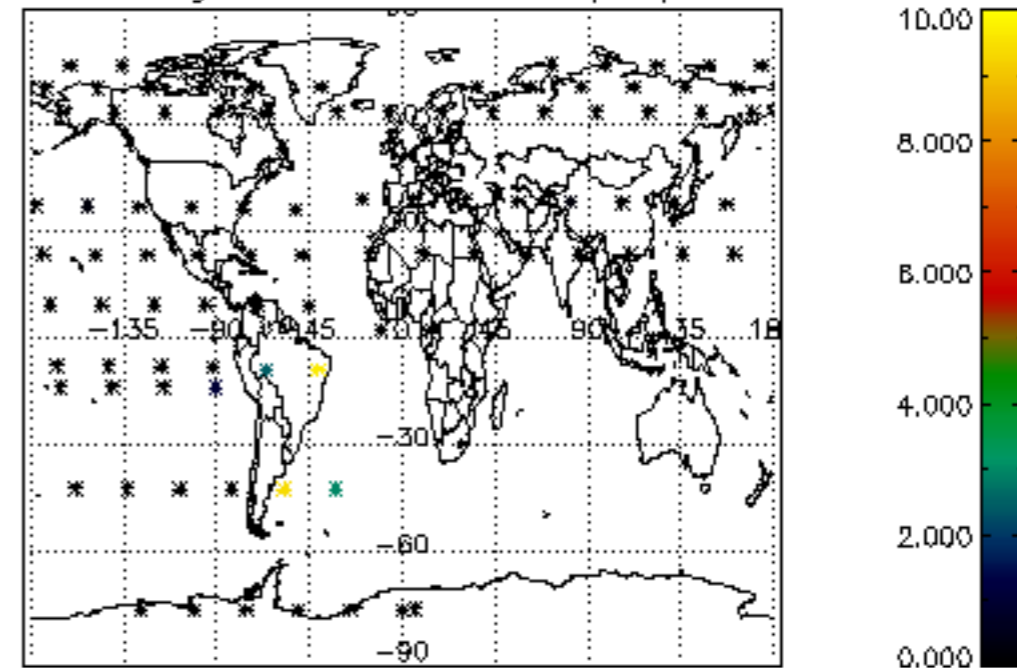
Percentage of datation errors per profile



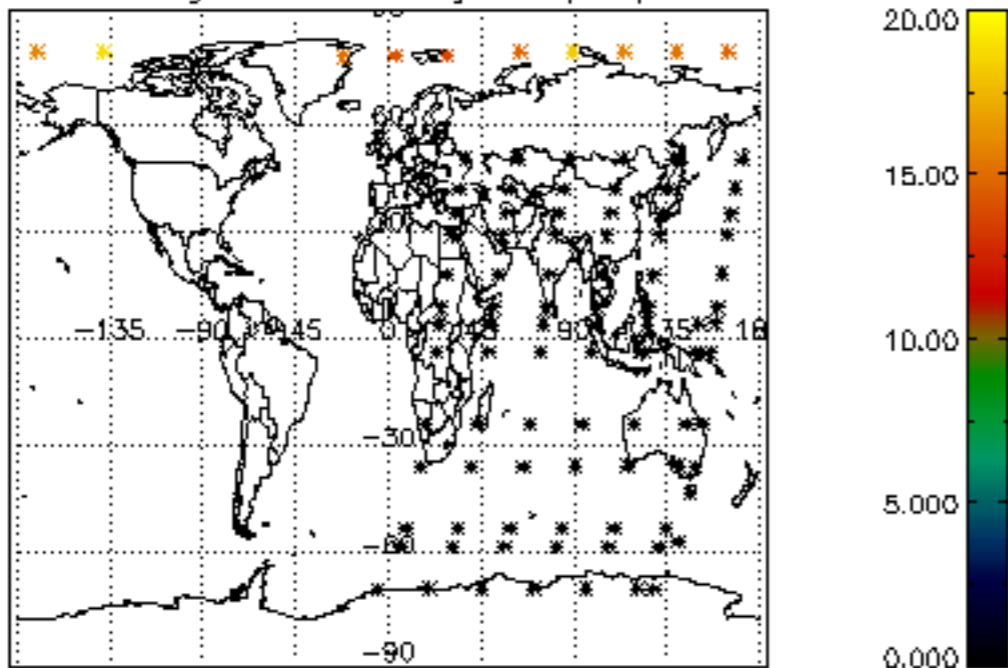
Percentage of star falling outside central band per profile



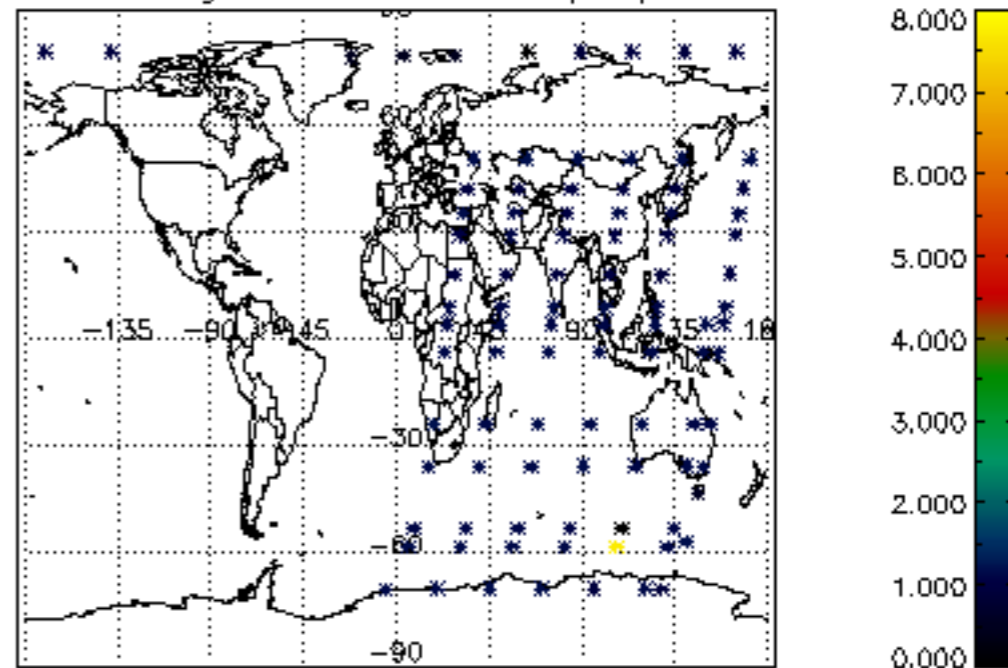
Percentage of saturation errors per profile



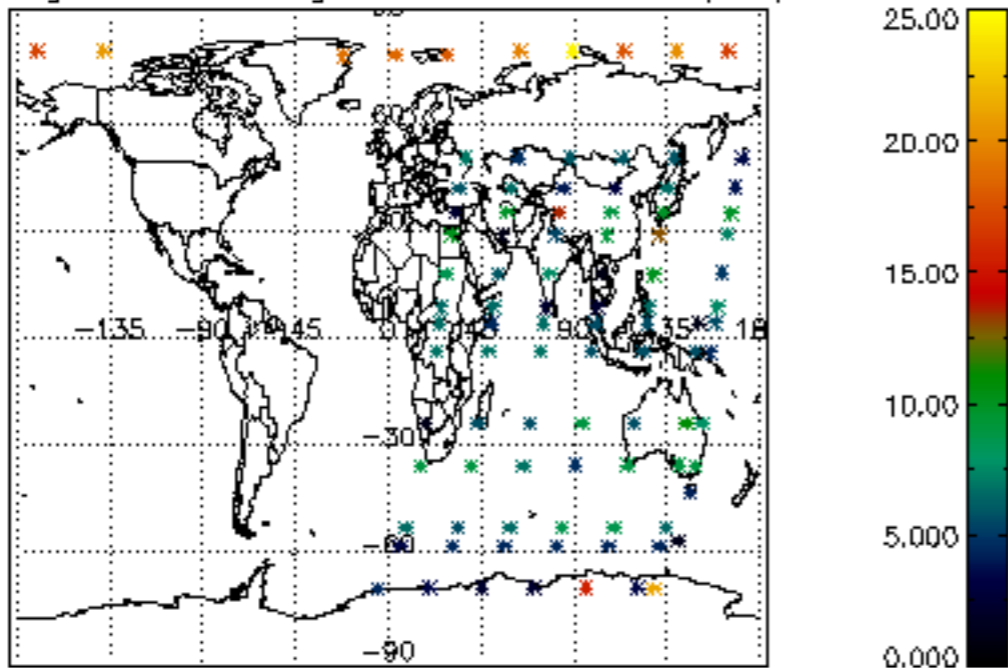
Percentage of cosmic ray hits per profile



Percentage of datation errors per profile



Percentage of star falling outside central band per profile



Percentage of saturation errors per profile

