

# GOMOS Level 2 Daily Report

## SUMMARY

### [1. General Info](#)

### [2. Summary of processed GOM\\_NL\\_2P products](#)

### [3. Level 2 Quality information per product](#)

#### [3.1 Plot of level 2 quality information per product \(time dependant\)](#)

#### [3.2 Plot of level 2 quality information per product \(world map\)](#)

### [4. Level 1 Quality information per product \(stored on level 2 products\)](#)

#### [4.1 Plot of level 1 quality information per product \(time dependant\)](#)

##### [4.1.1 Plot of level 1 quality information per product \(time dependant\): ASCENDING](#)

##### [4.1.2 Plot of level 1 quality information per product \(time dependant\): DESCENDING](#)

#### [4.2 Plot of level 1 quality information per product \(world map\)](#)

##### [4.2.1 Plot of level 1 quality information per product \(world map\): ASCENDING](#)

##### [4.2.2 Plot of level 1 quality information per product \(world map\): DESCENDING](#)

### [5. Ozone profiles based on quality statistics and other trace gas profiles](#)

#### [5.1 Ozone statistics based on quality of products](#)

#### [5.2 Plot ozone profiles for all STD \(dark without errors\)](#)

#### [5.3 Plot ozone profiles where STD < 20% \(dark without errors\)](#)

#### [5.4. Plot ozone profiles where STD < 10% \(dark without errors\)](#)

#### [5.5. Plot ozone profiles where STD < 5% \(dark without errors\)](#)

#### [5.6 Plot NO2 profiles for all STD \(dark without errors\)](#)

#### [5.7 Plot NO3 profiles for all STD \(dark without errors\)](#)

#### [5.8 Plot H2O profiles \(only for occultations of stars 1,2,3,4,13,14,16,26,63 dark without errors\) for all STD](#)

### [6. Auxiliary Data Files used for the production reported in section 2](#)

This report presents the daily analysis on parameters extracted from GOMOS level 2 data (GOM\_NL\_\_2P). It is intended to monitor some important parameters that will impact the quality of these products. A list of level 2 products (and content) that have arrived during the reporting day to the PCF is also given.

Item	Value
Time of report generation	17APR2013 19:29:12
Data source version	GOMOS/6.01
Start time of products	16-10-2002 (16OCT2002 00:00:00)
Stop time of products	17-10-2002 (17OCT2002 00:00:00)
Store outputs in DB	Yes
Nb of level 2 prods	182
Nb of prods with errors	2

## 2. Summary of processed GOM\_NL\_\_2P products.

Nr	Filename	UTC Start time	Limb	Duration	Star Id	Star Name	Star Mag	Star Temp	Nb Meas	Orbit	Prod. error
1	GOM_NL__2PRFIN20021016_000012_000002062010_00216_03276_2558.N1	16-OCT-2002 00:00:12	Dark	205.50	8	10Alp CMi	0.40000	6500.0	411	3276	No
2	GOM_NL__2PRFIN20021016_000743_000000472010_00216_03276_2559.N1	16-OCT-2002 00:07:43	Dark	46.500	91	Kap Vel	2.4900	26000.	93	3276	No
3	GOM_NL__2PRFIN20021016_000924_000000692010_00217_03277_2542.N1	16-OCT-2002 00:09:24	Dark	69.000	88	31Eta CMa	2.4480	20000.	138	3277	No
4	GOM_NL__2PRFIN20021016_001153_000000782010_00217_03277_2543.N1	16-OCT-2002 00:11:53	Dark	77.500	23	21Eps CMa	1.5020	26000.	155	3277	No
5	GOM_NL__2PRFIN20021016_001441_000002062010_00217_03277_2544.N1	16-OCT-2002 00:14:41	Dark	206.00	1	9Alp CMa	-1.4400	11000.	412	3277	No
6	GOM_NL__2PRFIN20021016_001906_000000782010_00217_03277_2545.N1	16-OCT-2002 00:19:06	Dark	78.000	108	Alp Col	2.6520	15200.	156	3277	No
7	GOM_NL__2PRFIN20021016_002210_000000462010_00217_03277_2546.N1	16-OCT-2002 00:22:10	Dark	45.500	143	Alp Hyi	2.8570	7200.0	91	3277	No
8	GOM_NL__2PRFIN20021016_002337_000000522010_00217_03277_2547.N1	16-OCT-2002 00:23:37	Dark	52.000	9	Alp Eri	0.45300	24000.	104	3277	No
9	GOM_NL__2PRFIN20021016_002610_000000542010_00217_03277_2548.N1	16-OCT-2002 00:26:10	Straylight	53.500	157	The1Eri	2.9060	9300.0	107	3277	No
10	GOM_NL__2PRFIN20021016_002838_000000512010_00217_03277_2549.N1	16-OCT-2002 00:28:38	Straylight	50.500	84	Alp Phe	2.3970	4500.0	101	3277	No
11	GOM_NL__2PRFIN20021016_003514_000000562010_00217_03277_2550.N1	16-OCT-2002 00:35:14	Straylight	56.000	52	16Bet Cet	2.0370	4500.0	112	3277	No
12	GOM_NL__2PRFIN20021016_004452_000000432010_00217_03277_2551.N1	16-OCT-2002 00:44:52	Bright	43.000	140	88Gam Peg	2.8340	26000.	86	3277	No
13	GOM_NL__2PRFIN20021016_004850_000000452010_00217_03277_2552.N1	16-OCT-2002 00:48:50	Bright	44.500	58	21Alp And	2.0730	11000.	89	3277	No
14	GOM_NL__2PRFIN20021016_005120_000000492010_00217_03277_2553.N1	16-OCT-2002 00:51:20	Bright	48.500	53	43Bet And	2.0480	3300.0	97	3277	No
15	GOM_NL__2PRFIN20021016_005257_000000552010_00217_03277_2554.N1	16-OCT-2002 00:52:57	Bright	55.000	173	4Bet Tri	3.0040	8900.0	110	3277	No
16	GOM_NL__2PRFIN20021016_005449_000000552010_00217_03277_2555.N1	16-OCT-2002 00:54:49	Bright	55.000	73	57Gam1And	2.2600	13100.	110	3277	No
17	GOM_NL__2PRFIN20021016_005722_000000452010_00217_03277_8924.N1	16-OCT-2002 00:57:22	Bright	44.500	74	11Bet Cas	2.2680	6600.0	89	3277	No
18	GOM_NL__2PRFIN20021016_010552_000000452010_00217_03277_8925.N1	16-OCT-2002 01:05:52	Bright	45.000	49	1Alp UMi	1.9900	6300.0	90	3277	No
19	GOM_NL__2PRFIN20021016_010852_000000452010_00217_03277_8926.N1	16-OCT-2002 01:08:52	Bright	45.000	60	7Bet UMi	2.0810	3950.0	90	3277	No
20	GOM_NL__2PRFIN20021016_011406_000000462010_00217_03277_8927.N1	16-OCT-2002 01:14:06	Bright	45.500	36	50Alp UMa	1.8000	6300.0	91	3277	No
21	GOM_NL__2PRFIN20021016_011538_000000582010_00217_03277_8928.N1	16-OCT-2002 01:15:38	Bright	57.500	82	48Bet UMa	2.3650	10600.	115	3277	No
22	GOM_NL__2PRFIN20021016_011902_000000442010_00217_03277_8929.N1	16-OCT-2002 01:19:02	Bright	43.500	174	52Psi UMa	3.0040	4400.0	87	3277	No
23	GOM_NL__2PRFIN20021016_012432_000001022010_00217_03277_8930.N1	16-OCT-2002 01:24:32	Bright	101.50	24	66Alp Gem	1.5800	10200.	203	3277	No
24	GOM_NL__2PRFIN20021016_012907_000000792010_00217_03277_8931.N1	16-OCT-2002 01:29:07	Dark	79.000	1015	Jupiter	0.0000	0.0000	158	3277	Yes
25	GOM_NL__2PRFIN20021016_013639_000000712010_00217_03277_8932.N1	16-OCT-2002 01:36:39	Dark	71.000	48	30Alp Hya	1.9770	4100.0	142	3277	No
26	GOM_NL__2PRFIN20021016_014051_000001752010_00217_03277_8933.N1	16-OCT-2002 01:40:51	Dark	175.00	8	10Alp CMi	0.40000	6500.0	350	3277	No
27	GOM_NL__2PRFIN20021016_014819_000000452010_00217_03277_8934.N1	16-OCT-2002 01:48:19	Dark	45.000	91	Kap Vel	2.4900	26000.	90	3277	No
28	GOM_NL__2PRFIN20021016_015002_000000692010_00218_03278_2687.N1	16-OCT-2002 01:50:02	Dark	69.000	88	31Eta CMa	2.4480	20000.	138	3278	No
29	GOM_NL__2PRFIN20021016_015230_000000762010_00218_03278_2688.N1	16-OCT-2002 01:52:30	Dark	75.500	23	21Eps CMa	1.5020	26000.	151	3278	No
30	GOM_NL__2PRFIN20021016_015520_000001802010_00218_03278_2689.N1	16-OCT-2002 01:55:20	Dark	179.50	1	9Alp CMa	-1.4400	11000.	359	3278	No
31	GOM_NL__2PRFIN20021016_015943_000000862010_00218_03278_2690.N1	16-OCT-2002 01:59:43	Dark	86.000	108	Alp Col	2.6520	15200.	172	3278	No
32	GOM_NL__2PRFIN20021016_020247_000000472010_00218_03278_2691.N1	16-OCT-2002 02:02:47	Dark	46.500	143	Alp Hyi	2.8570	7200.0	93	3278	No
33	GOM_NL__2PRFIN20021016_020413_000000492010_00218_03278_2692.N1	16-OCT-2002 02:04:13	Dark	48.500	9	Alp Eri	0.45300	24000.	97	3278	No
34	GOM_NL__2PRFIN20021016_020647_000000552010_00218_03278_2693.N1	16-OCT-2002 02:06:47	Straylight	54.500	157	The1Eri	2.9060	9300.0	109	3278	No
35	GOM_NL__2PRFIN20021016_020914_000000462010_00218_03278_2694.N1	16-OCT-2002 02:09:14	Straylight	46.000	84	Alp Phe	2.3970	4500.0	92	3278	No
36	GOM_NL__2PRFIN20021016_021550_000000542010_00218_03278_2695.N1	16-OCT-2002 02:15:50	Straylight	53.500	52	16Bet Cet	2.0370	4500.0	107	3278	No
37	GOM_NL__2PRFIN20021016_022528_000000442010_00218_03278_2696.N1	16-OCT-2002 02:25:28	Bright	43.500	140	88Gam Peg	2.8340	26000.	87	3278	No
38	GOM_NL__2PRFIN20021016_022926_000000442010_00218_03278_2697.N1	16-OCT-2002 02:29:26	Bright	44.000	58	21Alp And	2.0730	11000.	88	3278	No
39	GOM_NL__2PRFIN20021016_023156_000000512010_00218_03278_2698.N1	16-OCT-2002 02:31:56	Bright	51.000	53	43Bet And	2.0480	3300.0	102	3278	No
40	GOM_NL__2PRFIN20021016_023332_000000552010_00218_03278_2699.N1	16-OCT-2002 02:33:32	Bright	54.500	173	4Bet Tri	3.0040	8900.0	109	3278	No
41	GOM_NL__2PRFIN20021016_023525_000000542010_00218_03278_2700.N1	16-OCT-2002 02:35:25	Bright	53.500	73	57Gam1And	2.2600	13100.	107	3278	No
42	GOM_NL__2PRFIN20021016_023757_000000442010_00218_03278_2701.N1	16-OCT-2002 02:37:57	Bright	43.500	74	11Bet Cas	2.2680	6600.0	87	3278	No

43	GOM_NL__2PRFIN20021016_024627_000000422010_00218_03278_2702.N1	16-OCT-2002 02:46:27	Bright	42.000	49	1Alp UMi	1.9900	6300.0	84	3278	No
44	GOM_NL__2PRFIN20021016_024928_000000452010_00218_03278_2703.N1	16-OCT-2002 02:49:28	Bright	45.000	60	7Bet UMi	2.0810	3950.0	90	3278	No
45	GOM_NL__2PRFIN20021016_025441_000000472010_00218_03278_2704.N1	16-OCT-2002 02:54:41	Bright	46.500	36	50Alp UMa	1.8000	6300.0	93	3278	No
46	GOM_NL__2PRFIN20021016_025614_000000462010_00218_03278_2705.N1	16-OCT-2002 02:56:14	Bright	45.500	82	48Bet UMa	2.3650	10600.	91	3278	No
47	GOM_NL__2PRFIN20021016_025937_000000452010_00218_03278_2706.N1	16-OCT-2002 02:59:37	Bright	45.000	174	52Psi UMa	3.0040	4400.0	90	3278	No
48	GOM_NL__2PRFIN20021016_030508_000001042010_00218_03278_2707.N1	16-OCT-2002 03:05:08	Bright	103.50	24	66Alp Gem	1.5800	10200.	207	3278	No
49	GOM_NL__2PRFIN20021016_030944_000000792010_00218_03278_2708.N1	16-OCT-2002 03:09:44	Dark	79.000	1015	Jupiter	0.0000	0.0000	158	3278	Yes
50	GOM_NL__2PRFIN20021016_031714_000000642010_00218_03278_2709.N1	16-OCT-2002 03:17:14	Dark	63.500	48	30Alp Hya	1.9770	4100.0	127	3278	No
51	GOM_NL__2PRFIN20021016_032130_000001682010_00218_03278_2710.N1	16-OCT-2002 03:21:30	Dark	167.50	8	10Alp CMi	0.40000	6500.0	335	3278	No
52	GOM_NL__2PRFIN20021016_032855_000000462010_00218_03278_2711.N1	16-OCT-2002 03:28:55	Dark	46.000	91	Kap Vel	2.4900	26000.	92	3278	No
53	GOM_NL__2PRFIN20021016_051205_000000592010_00220_03280_8925.N1	16-OCT-2002 05:12:05	Dark	59.000	41	Eps Car	1.8600	4100.0	118	3280	No
54	GOM_NL__2PRFIN20021016_051345_000000802010_00220_03280_8926.N1	16-OCT-2002 05:13:45	Dark	80.000	23	21Eps CMa	1.5020	26000.	160	3280	No
55	GOM_NL__2PRFIN20021016_051639_000002042010_00220_03280_8927.N1	16-OCT-2002 05:16:39	Dark	203.50	1	9Alp CMa	-1.4400	11000.	407	3280	No
56	GOM_NL__2PRFIN20021016_052359_000000442010_00220_03280_8928.N1	16-OCT-2002 05:23:59	Dark	44.000	143	Alp Hyi	2.8570	7200.0	88	3280	No
57	GOM_NL__2PRFIN20021016_052525_000000512010_00220_03280_8929.N1	16-OCT-2002 05:25:25	Dark	51.000	9	Alp Eri	0.45300	24000.	102	3280	No
58	GOM_NL__2PRFIN20021016_052759_000000582010_00220_03280_8930.N1	16-OCT-2002 05:27:59	Straylight	57.500	157	The1Eri	2.9060	9300.0	115	3280	No
59	GOM_NL__2PRFIN20021016_053026_000000482010_00220_03280_8931.N1	16-OCT-2002 05:30:26	Straylight	48.000	84	Alp Phe	2.3970	4500.0	96	3280	No
60	GOM_NL__2PRFIN20021016_053702_000000512010_00220_03280_8932.N1	16-OCT-2002 05:37:02	Straylight	51.000	52	16Bet Cet	2.0370	4500.0	102	3280	No
61	GOM_NL__2PRFIN20021016_054640_000000452010_00220_03280_8933.N1	16-OCT-2002 05:46:40	Bright	44.500	140	88Gam Peg	2.8340	26000.	89	3280	No
62	GOM_NL__2PRFIN20021016_055037_000000452010_00220_03280_8934.N1	16-OCT-2002 05:50:37	Bright	44.500	58	21Alp And	2.0730	11000.	89	3280	No
63	GOM_NL__2PRFIN20021016_055307_000000502010_00220_03280_8935.N1	16-OCT-2002 05:53:07	Bright	50.000	53	43Bet And	2.0480	3300.0	100	3280	No
64	GOM_NL__2PRFIN20021016_055443_000000552010_00220_03280_8936.N1	16-OCT-2002 05:54:43	Bright	55.000	173	4Bet Tri	3.0040	8900.0	110	3280	No
65	GOM_NL__2PRFIN20021016_055635_000000542010_00220_03280_8937.N1	16-OCT-2002 05:56:35	Bright	54.000	73	57Gam1And	2.2600	13100.	108	3280	No
66	GOM_NL__2PRFIN20021016_055839_000000472010_00220_03280_8938.N1	16-OCT-2002 05:58:39	Bright	46.500	68	18Alp Cas	2.2250	4500.0	93	3280	No
67	GOM_NL__2PRFIN20021016_060000_000000462010_00220_03280_8939.N1	16-OCT-2002 06:00:00	Bright	46.000	76	27Gam Cas	2.3000	30000.	92	3280	No
68	GOM_NL__2PRFIN20021016_060152_000000572010_00220_03280_8940.N1	16-OCT-2002 06:01:52	Bright	57.000	160	23Gam Per	2.9300	4700.0	114	3280	No
69	GOM_NL__2PRFIN20021016_060341_000000822010_00220_03280_8941.N1	16-OCT-2002 06:03:41	Bright	82.000	149	45Eps Per	2.8880	30000.	164	3280	No
70	GOM_NL__2PRFIN20021016_060740_000000442010_00220_03280_8942.N1	16-OCT-2002 06:07:40	Bright	44.000	49	1Alp UMi	1.9900	6300.0	88	3280	No
71	GOM_NL__2PRFIN20021016_061041_000000442010_00220_03280_8943.N1	16-OCT-2002 06:10:41	Bright	44.000	60	7Bet UMi	2.0810	3950.0	88	3280	No
72	GOM_NL__2PRFIN20021016_061554_000000602010_00220_03280_8944.N1	16-OCT-2002 06:15:54	Bright	60.000	36	50Alp UMa	1.8000	6300.0	120	3280	No
73	GOM_NL__2PRFIN20021016_061727_000000432010_00220_03280_8945.N1	16-OCT-2002 06:17:27	Bright	42.500	82	48Bet UMa	2.3650	10600.	85	3280	No
74	GOM_NL__2PRFIN20021016_062051_000000422010_00220_03280_8946.N1	16-OCT-2002 06:20:51	Bright	42.000	174	52Psi UMa	3.0040	4400.0	84	3280	No
75	GOM_NL__2PRFIN20021016_065241_000000612010_00221_03281_2542.N1	16-OCT-2002 06:52:41	Dark	61.000	41	Eps Car	1.8600	4100.0	122	3281	No
76	GOM_NL__2PRFIN20021016_065423_000000812010_00221_03281_2543.N1	16-OCT-2002 06:54:23	Dark	80.500	23	21Eps CMa	1.5020	26000.	161	3281	No
77	GOM_NL__2PRFIN20021016_065718_000001872010_00221_03281_2544.N1	16-OCT-2002 06:57:18	Dark	186.50	1	9Alp CMa	-1.4400	11000.	373	3281	No
78	GOM_NL__2PRFIN20021016_070435_000000452010_00221_03281_2545.N1	16-OCT-2002 07:04:35	Dark	45.000	143	Alp Hyi	2.8570	7200.0	90	3281	No
79	GOM_NL__2PRFIN20021016_070601_000000482010_00221_03281_2546.N1	16-OCT-2002 07:06:01	Dark	47.500	9	Alp Eri	0.45300	24000.	95	3281	No
80	GOM_NL__2PRFIN20021016_070835_000000552010_00221_03281_2547.N1	16-OCT-2002 07:08:35	Straylight	55.000	157	The1Eri	2.9060	9300.0	110	3281	No
81	GOM_NL__2PRFIN20021016_071102_000000482010_00221_03281_2548.N1	16-OCT-2002 07:11:02	Straylight	48.000	84	Alp Phe	2.3970	4500.0	96	3281	No
82	GOM_NL__2PRFIN20021016_071737_000000512010_00221_03281_2549.N1	16-OCT-2002 07:17:37	Straylight	51.000	52	16Bet Cet	2.0370	4500.0	102	3281	No
83	GOM_NL__2PRFIN20021016_072716_000000452010_00221_03281_2550.N1	16-OCT-2002 07:27:16	Bright	44.500	140	88Gam Peg	2.8340	26000.	89	3281	No
84	GOM_NL__2PRFIN20021016_073113_000000462010_00221_03281_2551.N1	16-OCT-2002 07:31:13	Bright	46.000	58	21Alp And	2.0730	11000.	92	3281	No
85	GOM_NL__2PRFIN20021016_073342_000000482010_00221_03281_2552.N1	16-OCT-2002 07:33:42	Bright	47.500	53	43Bet And	2.0480	3300.0	95	3281	No
86	GOM_NL__2PRFIN20021016_073518_000000552010_00221_03281_2553.N1	16-OCT-2002 07:35:18	Bright	55.000	173	4Bet Tri	3.0040	8900.0	110	3281	No
87	GOM_NL__2PRFIN20021016_073710_000000572010_00221_03281_2554.N1	16-OCT-2002 07:37:10	Bright	56.500	73	57Gam1And	2.2600	13100.	113	3281	No
88	GOM_NL__2PRFIN20021016_073914_000000482010_00221_03281_2555.N1	16-OCT-2002 07:39:14	Bright	48.000	68	18Alp Cas	2.2250	4500.0	96	3281	No
89	GOM_NL__2PRFIN20021016_074036_000000472010_00221_03281_2556.N1	16-OCT-2002 07:40:36	Bright	46.500	76	27Gam Cas	2.3000	30000.	93	3281	No
90	GOM_NL__2PRFIN20021016_074227_000000572010_00221_03281_2557.N1	16-OCT-2002 07:42:27	Bright	57.000	160	23Gam Per	2.9300	4700.0	114	3281	No
91	GOM_NL__2PRFIN20021016_074415_000000812010_00221_03281_2558.N1	16-OCT-2002 07:44:15	Bright	80.500	149	45Eps Per	2.8880	30000.	161	3281	No
92	GOM_NL__2PRFIN20021016_074816_000000442010_00221_03281_2559.N1	16-OCT-2002 07:48:16	Bright	43.500	49	1Alp UMi	1.9900	6300.0	87	3281	No
93	GOM_NL__2PRFIN20021016_075117_000000432010_00221_03281_2560.N1	16-OCT-2002 07:51:17	Bright	43.000	60	7Bet UMi	2.0810	3950.0	86	3281	No
94	GOM_NL__2PRFIN20021016_075630_000000452010_00221_03281_2561.N1	16-OCT-2002 07:56:30	Bright	45.000	36	50Alp UMa	1.8000	6300.0	90	3281	No
95	GOM_NL__2PRFIN20021016_075802_000000592010_00221_03281_2562.N1	16-OCT-2002 07:58:02	Bright	59.000	82	48Bet UMa	2.3650	10600.	118	3281	No
96	GOM_NL__2PRFIN20021016_080127_000000442010_00221_03281_2563.N1	16-OCT-2002 08:01:27	Bright	43.500	174	52Psi UMa	3.0040	4400.0	87	3281	No
97	GOM_NL__2PRFIN20021016_080906_000001172010_00221_03281_2564.N1	16-OCT-2002 08:09:06	Tw_i_and_stray	116.50	17	78Bet Gem	1.1610	4500.0	233	3281	No
98	GOM_NL__2PRFIN20021016_081905_000000622010_00221_03281_2565.N1	16-OCT-2002 08:19:05	Dark	62.000	48	30Alp Hya	1.9770	4100.0	124	3281	No
99	GOM_NL__2PRFIN20021016_082327_000001612010_00221_03281_2566.N1	16-OCT-2002 08:23:27	Dark	160.50	8	10Alp CMi	0.40000	6500.0	321	3281	No
100	GOM_NL__2PRFIN20021016_082839_000000552010_00221_03281_2567.N1	16-OCT-2002 08:28:39	Dark	55.000	65	Lam Vel	2.2040	4400.0	110	3281	No
101	GOM_NL__2PRFIN20021016_083318_000000492010_00222_03282_2542.N1	16-OCT-2002 08:33:18	Dark	48.500	41	Eps Car	1.8600	4100.0	97	3282	No

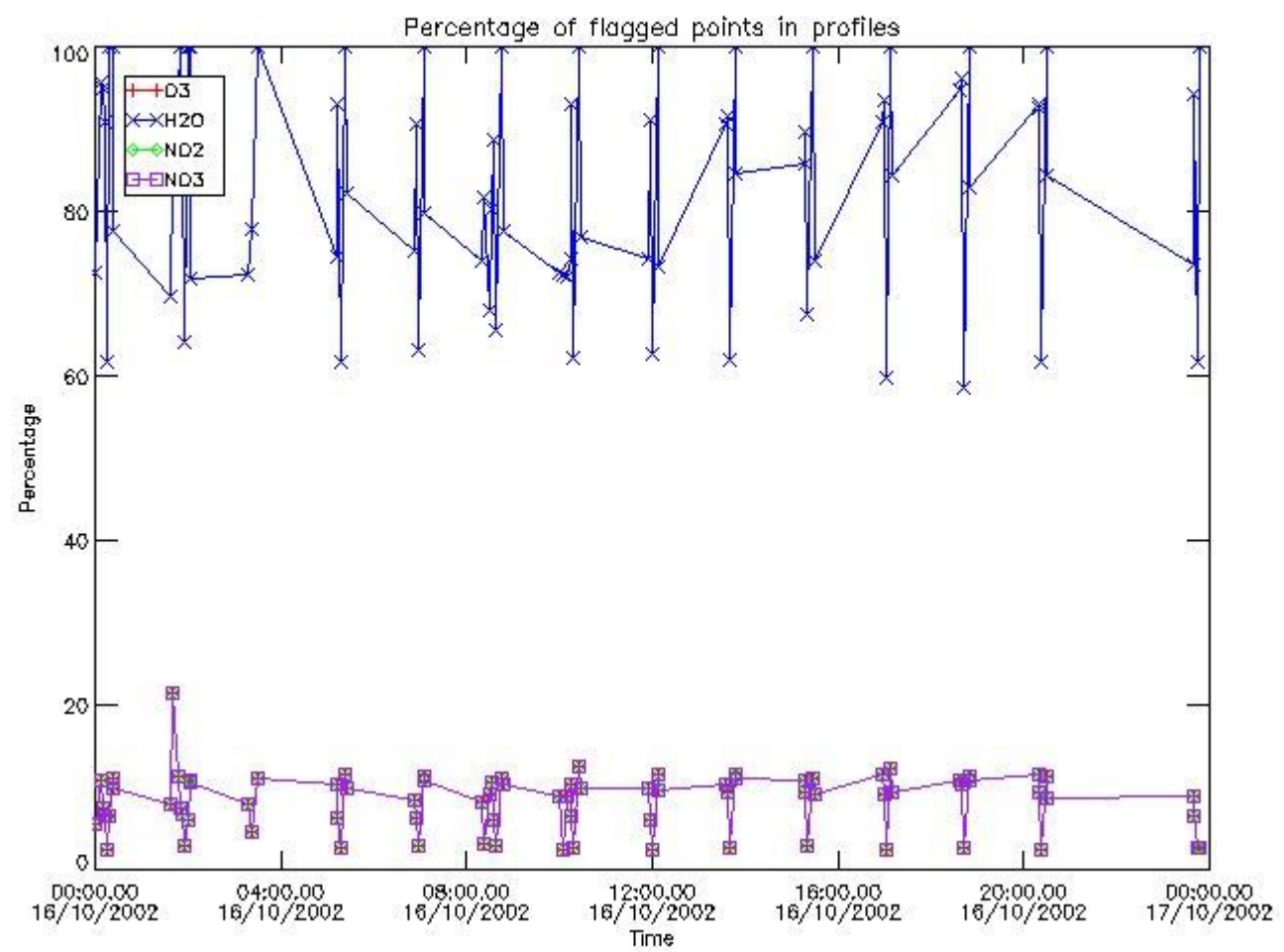
102	GOM_NL__2PRFIN20021016_083501_000000852010_00222_03282_2543.N1	16-OCT-2002 08:35:01	Dark	84.500	23	21Eps CMa	1.5020	26000.	169	3282	No
103	GOM_NL__2PRFIN20021016_083757_000001772010_00222_03282_2544.N1	16-OCT-2002 08:37:57	Dark	176.50	1	9Alp CMa	-1.4400	11000.	353	3282	No
104	GOM_NL__2PRFIN20021016_084511_000000462010_00222_03282_2545.N1	16-OCT-2002 08:45:11	Dark	45.500	143	Alp Hyi	2.8570	7200.0	91	3282	No
105	GOM_NL__2PRFIN20021016_084638_000000502010_00222_03282_2546.N1	16-OCT-2002 08:46:38	Dark	49.500	9	Alp Eri	0.45300	24000.	99	3282	No
106	GOM_NL__2PRFIN20021016_084912_000000562010_00222_03282_2547.N1	16-OCT-2002 08:49:12	Straylight	56.000	157	The1Eri	2.9060	9300.0	112	3282	No
107	GOM_NL__2PRFIN20021016_085138_000000512010_00222_03282_2548.N1	16-OCT-2002 08:51:38	Straylight	50.500	84	Alp Phe	2.3970	4500.0	101	3282	No
108	GOM_NL__2PRFIN20021016_085813_000000522010_00222_03282_2549.N1	16-OCT-2002 08:58:13	Straylight	52.000	52	16Bet Cet	2.0370	4500.0	104	3282	No
109	GOM_NL__2PRFIN20021016_090752_000000442010_00222_03282_2550.N1	16-OCT-2002 09:07:52	Bright	44.000	140	88Gam Peg	2.8340	26000.	88	3282	No
110	GOM_NL__2PRFIN20021016_091149_000000442010_00222_03282_2551.N1	16-OCT-2002 09:11:49	Bright	44.000	58	21Alp And	2.0730	11000.	88	3282	No
111	GOM_NL__2PRFIN20021016_091418_000000472010_00222_03282_2552.N1	16-OCT-2002 09:14:18	Bright	47.000	53	43Bet And	2.0480	3300.0	94	3282	No
112	GOM_NL__2PRFIN20021016_091553_000000552010_00222_03282_2553.N1	16-OCT-2002 09:15:53	Bright	55.000	173	4Bet Tri	3.0040	8900.0	110	3282	No
113	GOM_NL__2PRFIN20021016_091745_000000552010_00222_03282_2554.N1	16-OCT-2002 09:17:45	Bright	54.500	73	57Gam1And	2.2600	13100.	109	3282	No
114	GOM_NL__2PRFIN20021016_091950_000000462010_00222_03282_2555.N1	16-OCT-2002 09:19:50	Bright	45.500	68	18Alp Cas	2.2250	4500.0	91	3282	No
115	GOM_NL__2PRFIN20021016_092111_000000472010_00222_03282_2556.N1	16-OCT-2002 09:21:11	Bright	46.500	76	27Gam Cas	2.3000	30000.	93	3282	No
116	GOM_NL__2PRFIN20021016_092302_000000572010_00222_03282_2557.N1	16-OCT-2002 09:23:02	Bright	57.000	160	23Gam Per	2.9300	4700.0	114	3282	No
117	GOM_NL__2PRFIN20021016_092449_000000812010_00222_03282_2558.N1	16-OCT-2002 09:24:49	Bright	80.500	149	45Eps Per	2.8880	30000.	161	3282	No
118	GOM_NL__2PRFIN20021016_092851_000000452010_00222_03282_2559.N1	16-OCT-2002 09:28:51	Bright	44.500	49	1Alp UMi	1.9900	6300.0	89	3282	No
119	GOM_NL__2PRFIN20021016_093153_000000432010_00222_03282_2560.N1	16-OCT-2002 09:31:53	Bright	43.000	60	7Bet UMi	2.0810	3950.0	86	3282	No
120	GOM_NL__2PRFIN20021016_093705_000000462010_00222_03282_2561.N1	16-OCT-2002 09:37:05	Bright	45.500	36	50Alp UMa	1.8000	6300.0	91	3282	No
121	GOM_NL__2PRFIN20021016_093838_000000452010_00222_03282_2562.N1	16-OCT-2002 09:38:38	Bright	44.500	82	48Bet UMa	2.3650	10600.	89	3282	No
122	GOM_NL__2PRFIN20021016_094203_000000442010_00222_03282_2563.N1	16-OCT-2002 09:42:03	Bright	43.500	174	52Psi UMa	3.0040	4400.0	87	3282	No
123	GOM_NL__2PRFIN20021016_094943_000001192010_00222_03282_2564.N1	16-OCT-2002 09:49:43	Tw_i_and_stray	118.50	17	78Bet Gem	1.1610	4500.0	237	3282	No
124	GOM_NL__2PRFIN20021016_095942_000000632010_00222_03282_2565.N1	16-OCT-2002 09:59:42	Dark	62.500	48	30Alp Hya	1.9770	4100.0	125	3282	No
125	GOM_NL__2PRFIN20021016_100406_000002102010_00222_03282_2566.N1	16-OCT-2002 10:04:06	Dark	209.50	8	10Alp CMi	0.40000	6500.0	419	3282	No
126	GOM_NL__2PRFIN20021016_100915_000000582010_00222_03282_2567.N1	16-OCT-2002 10:09:15	Dark	57.500	65	Lam Vel	2.2040	4400.0	115	3282	No
127	GOM_NL__2PRFIN20021016_101354_000000492010_00223_03283_9029.N1	16-OCT-2002 10:13:54	Dark	49.000	41	Eps Car	1.8600	4100.0	98	3283	No
128	GOM_NL__2PRFIN20021016_101538_000000792010_00223_03283_9030.N1	16-OCT-2002 10:15:38	Dark	79.000	23	21Eps CMa	1.5020	26000.	158	3283	No
129	GOM_NL__2PRFIN20021016_101836_000001892010_00223_03283_9031.N1	16-OCT-2002 10:18:36	Dark	188.50	1	9Alp CMa	-1.4400	11000.	377	3283	No
130	GOM_NL__2PRFIN20021016_102547_000000452010_00223_03283_9032.N1	16-OCT-2002 10:25:47	Dark	45.000	143	Alp Hyi	2.8570	7200.0	90	3283	No
131	GOM_NL__2PRFIN20021016_102714_000000572010_00223_03283_9033.N1	16-OCT-2002 10:27:14	Dark	56.500	9	Alp Eri	0.45300	24000.	113	3283	No
132	GOM_NL__2PRFIN20021016_102948_000000562010_00223_03283_9034.N1	16-OCT-2002 10:29:48	Straylight	55.500	157	The1Eri	2.9060	9300.0	111	3283	No
133	GOM_NL__2PRFIN20021016_103215_000000472010_00223_03283_9035.N1	16-OCT-2002 10:32:15	Straylight	47.000	84	Alp Phe	2.3970	4500.0	94	3283	No
134	GOM_NL__2PRFIN20021016_103850_000000502010_00223_03283_9036.N1	16-OCT-2002 10:38:50	Straylight	49.500	52	16Bet Cet	2.0370	4500.0	99	3283	No
135	GOM_NL__2PRFIN20021016_115431_000000512010_00224_03284_9029.N1	16-OCT-2002 11:54:31	Dark	51.000	41	Eps Car	1.8600	4100.0	102	3284	No
136	GOM_NL__2PRFIN20021016_115616_000000842010_00224_03284_9030.N1	16-OCT-2002 11:56:16	Dark	83.500	23	21Eps CMa	1.5020	26000.	167	3284	No
137	GOM_NL__2PRFIN20021016_115916_000002102010_00224_03284_9031.N1	16-OCT-2002 11:59:16	Dark	210.00	1	9Alp CMa	-1.4400	11000.	420	3284	No
138	GOM_NL__2PRFIN20021016_120624_000000452010_00224_03284_9032.N1	16-OCT-2002 12:06:24	Dark	44.500	143	Alp Hyi	2.8570	7200.0	89	3284	No
139	GOM_NL__2PRFIN20021016_120750_000000532010_00224_03284_9033.N1	16-OCT-2002 12:07:50	Dark	53.000	9	Alp Eri	0.45300	24000.	106	3284	No
140	GOM_NL__2PRFIN20021016_121025_000000512010_00224_03284_9034.N1	16-OCT-2002 12:10:25	Straylight	51.000	157	The1Eri	2.9060	9300.0	102	3284	No
141	GOM_NL__2PRFIN20021016_121251_000000482010_00224_03284_9035.N1	16-OCT-2002 12:12:51	Straylight	48.000	84	Alp Phe	2.3970	4500.0	96	3284	No
142	GOM_NL__2PRFIN20021016_133558_000000542010_00225_03285_9033.N1	16-OCT-2002 13:35:58	Dark	53.500	29	Bet Car	1.6720	10200.	107	3285	No
143	GOM_NL__2PRFIN20021016_133757_000000542010_00225_03285_9034.N1	16-OCT-2002 13:37:57	Dark	54.000	161	Tau Pup	2.9310	4500.0	108	3285	No
144	GOM_NL__2PRFIN20021016_133955_000002042010_00225_03285_9035.N1	16-OCT-2002 13:39:55	Dark	204.00	1	9Alp CMa	-1.4400	11000.	408	3285	No
145	GOM_NL__2PRFIN20021016_134700_000000442010_00225_03285_9036.N1	16-OCT-2002 13:47:00	Dark	44.000	143	Alp Hyi	2.8570	7200.0	88	3285	No
146	GOM_NL__2PRFIN20021016_134827_000000462010_00225_03285_9037.N1	16-OCT-2002 13:48:27	Dark	45.500	9	Alp Eri	0.45300	24000.	91	3285	No
147	GOM_NL__2PRFIN20021016_135102_000000522010_00225_03285_9038.N1	16-OCT-2002 13:51:02	Straylight	52.000	157	The1Eri	2.9060	9300.0	104	3285	No
148	GOM_NL__2PRFIN20021016_135327_000000462010_00225_03285_9039.N1	16-OCT-2002 13:53:27	Straylight	46.000	84	Alp Phe	2.3970	4500.0	92	3285	No
149	GOM_NL__2PRFIN20021016_151634_000000472010_00226_03286_9048.N1	16-OCT-2002 15:16:34	Dark	46.500	29	Bet Car	1.6720	10200.	93	3286	No
150	GOM_NL__2PRFIN20021016_151833_000000542010_00226_03286_9049.N1	16-OCT-2002 15:18:33	Dark	54.000	161	Tau Pup	2.9310	4500.0	108	3286	No
151	GOM_NL__2PRFIN20021016_152034_000001772010_00226_03286_9050.N1	16-OCT-2002 15:20:34	Dark	177.00	1	9Alp CMa	-1.4400	11000.	354	3286	No
152	GOM_NL__2PRFIN20021016_152736_000000462010_00226_03286_9051.N1	16-OCT-2002 15:27:36	Dark	46.000	143	Alp Hyi	2.8570	7200.0	92	3286	No
153	GOM_NL__2PRFIN20021016_152903_000000562010_00226_03286_9052.N1	16-OCT-2002 15:29:03	Dark	56.000	9	Alp Eri	0.45300	24000.	112	3286	No
154	GOM_NL__2PRFIN20021016_153138_000000542010_00226_03286_9053.N1	16-OCT-2002 15:31:38	Straylight	54.000	157	The1Eri	2.9060	9300.0	108	3286	No
155	GOM_NL__2PRFIN20021016_153403_000000452010_00226_03286_9054.N1	16-OCT-2002 15:34:03	Straylight	44.500	84	Alp Phe	2.3970	4500.0	89	3286	No
156	GOM_NL__2PRFIN20021016_165710_000000452010_00227_03287_9050.N1	16-OCT-2002 16:57:10	Dark	44.500	29	Bet Car	1.6720	10200.	89	3287	No
157	GOM_NL__2PRFIN20021016_165910_000000552010_00227_03287_9051.N1	16-OCT-2002 16:59:10	Dark	55.000	161	Tau Pup	2.9310	4500.0	110	3287	No
158	GOM_NL__2PRFIN20021016_170114_000002182010_00227_03287_9052.N1	16-OCT-2002 17:01:14	Dark	217.50	1	9Alp CMa	-1.4400	11000.	435	3287	No
159	GOM_NL__2PRFIN20021016_170812_000000462010_00227_03287_9053.N1	16-OCT-2002 17:08:12	Dark	45.500	143	Alp Hyi	2.8570	7200.0	91	3287	No
160	GOM_NL__2PRFIN20021016_170939_000000552010_00227_03287_9054.N1	16-OCT-2002 17:09:39	Dark	54.500	9	Alp Eri	0.45300	24000.	109	3287	No

161	GOM_NL__2PRFIN20021016_171214_000000572010_00227_03287_9055.N1	16-OCT-2002 17:12:14	Straylight	56.500	157	The1Eri	2.9060	9300.0	113	3287	No
162	GOM_NL__2PRFIN20021016_171439_000000492010_00227_03287_9056.N1	16-OCT-2002 17:14:39	Straylight	49.000	84	Alp Phe	2.3970	4500.0	98	3287	No
163	GOM_NL__2PRFIN20021016_183746_000000482010_00228_03288_9047.N1	16-OCT-2002 18:37:46	Dark	47.500	29	Bet Car	1.6720	10200.	95	3288	No
164	GOM_NL__2PRFIN20021016_183947_000000542010_00228_03288_9048.N1	16-OCT-2002 18:39:47	Dark	53.500	161	Tau Pup	2.9310	4500.0	107	3288	No
165	GOM_NL__2PRFIN20021016_184153_000002142010_00228_03288_9049.N1	16-OCT-2002 18:41:53	Dark	214.00	1	9Alp CMa	-1.4400	11000.	428	3288	No
166	GOM_NL__2PRFIN20021016_184849_000000452010_00228_03288_9050.N1	16-OCT-2002 18:48:49	Dark	45.000	143	Alp Hyi	2.8570	7200.0	90	3288	No
167	GOM_NL__2PRFIN20021016_185015_000000472010_00228_03288_9051.N1	16-OCT-2002 18:50:15	Dark	47.000	9	Alp Eri	0.45300	24000.	94	3288	No
168	GOM_NL__2PRFIN20021016_185251_000000552010_00228_03288_9052.N1	16-OCT-2002 18:52:51	Straylight	55.000	157	The1Eri	2.9060	9300.0	110	3288	No
169	GOM_NL__2PRFIN20021016_185515_000000492010_00228_03288_9053.N1	16-OCT-2002 18:55:15	Straylight	48.500	84	Alp Phe	2.3970	4500.0	97	3288	No
170	GOM_NL__2PRFIN20021016_201822_000000442010_00229_03289_9047.N1	16-OCT-2002 20:18:22	Dark	44.000	29	Bet Car	1.6720	10200.	88	3289	No
171	GOM_NL__2PRFIN20021016_202024_000000542010_00229_03289_9048.N1	16-OCT-2002 20:20:24	Dark	54.000	161	Tau Pup	2.9310	4500.0	108	3289	No
172	GOM_NL__2PRFIN20021016_202232_000002152010_00229_03289_9049.N1	16-OCT-2002 20:22:32	Dark	214.50	1	9Alp CMa	-1.4400	11000.	429	3289	No
173	GOM_NL__2PRFIN20021016_202925_000000452010_00229_03289_9050.N1	16-OCT-2002 20:29:25	Dark	45.000	143	Alp Hyi	2.8570	7200.0	90	3289	No
174	GOM_NL__2PRFIN20021016_203052_000000582010_00229_03289_9051.N1	16-OCT-2002 20:30:52	Dark	58.000	9	Alp Eri	0.45300	24000.	116	3289	No
175	GOM_NL__2PRFIN20021016_203328_000000542010_00229_03289_9052.N1	16-OCT-2002 20:33:28	Straylight	53.500	157	The1Eri	2.9060	9300.0	107	3289	No
176	GOM_NL__2PRFIN20021016_203552_000000492010_00229_03289_9053.N1	16-OCT-2002 20:35:52	Straylight	49.000	84	Alp Phe	2.3970	4500.0	98	3289	No
177	GOM_NL__2PRFIN20021016_233846_000000572010_00231_03291_2558.N1	16-OCT-2002 23:38:46	Dark	57.000	41	Eps Car	1.8600	4100.0	114	3291	No
178	GOM_NL__2PRFIN20021016_234039_000000802010_00231_03291_2559.N1	16-OCT-2002 23:40:39	Dark	79.500	23	21Eps CMa	1.5020	26000.	159	3291	No
179	GOM_NL__2PRFIN20021016_234351_000002152010_00231_03291_2560.N1	16-OCT-2002 23:43:51	Dark	214.50	1	9Alp CMa	-1.4400	11000.	429	3291	No
180	GOM_NL__2PRFIN20021016_234803_000002162010_00231_03291_2561.N1	16-OCT-2002 23:48:03	Dark	215.50	47	2Bet CMa	1.9760	28000.	431	3291	No
181	GOM_NL__2PRFIN20021016_235440_000000552010_00231_03291_2562.N1	16-OCT-2002 23:54:40	Straylight	54.500	157	The1Eri	2.9060	9300.0	109	3291	No
182	GOM_NL__2PRFIN20021016_235704_000000452010_00231_03291_2563.N1	16-OCT-2002 23:57:04	Straylight	44.500	84	Alp Phe	2.3970	4500.0	89	3291	No

### 3. Quality information per product

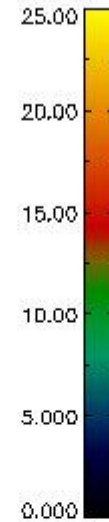
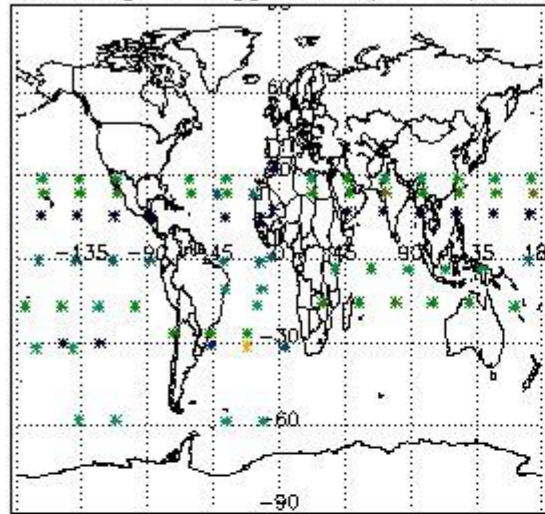
In this section it is plotted some information contained in the Quality Summary data set of the level 2 products. Only products in dark limb conditions and without errors (error flag in the MPH set to "0") are used.

#### 3.1 Plot quality information per product (time dependant)

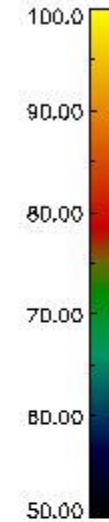
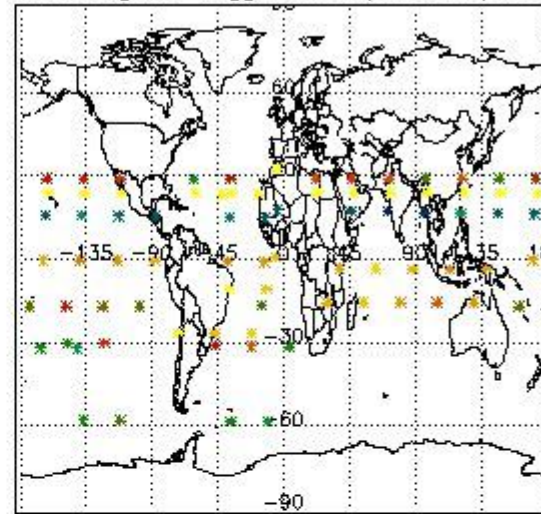


3.2 Plot quality information per product (world map)

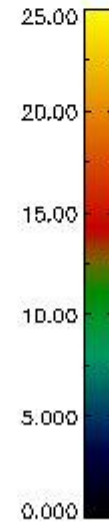
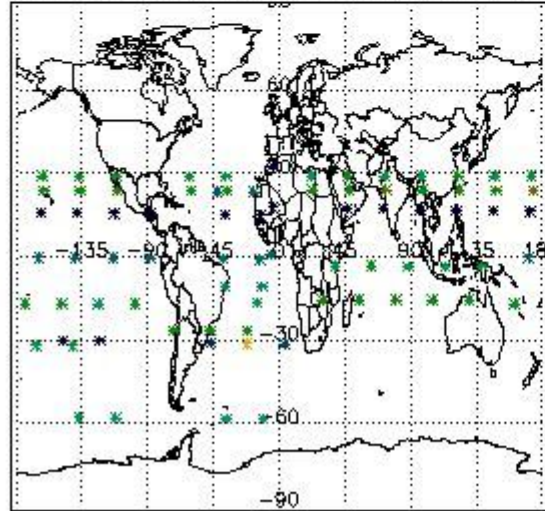
Percentage of flagged data per O3 profile



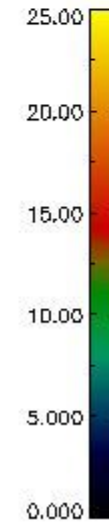
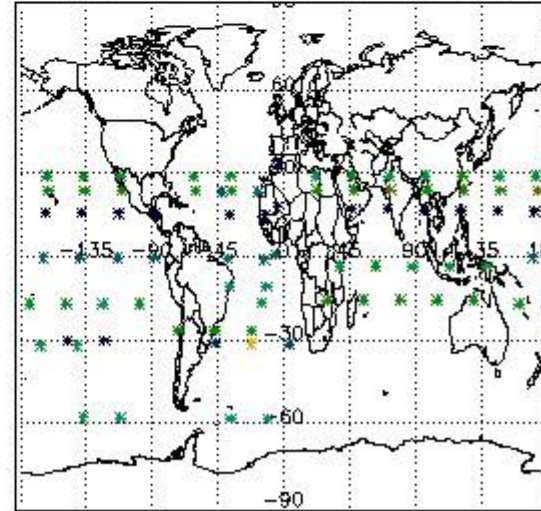
Percentage of flagged data per H2O profile



Percentage of flagged data per NO2 profile



Percentage of flagged data per NO3 profile

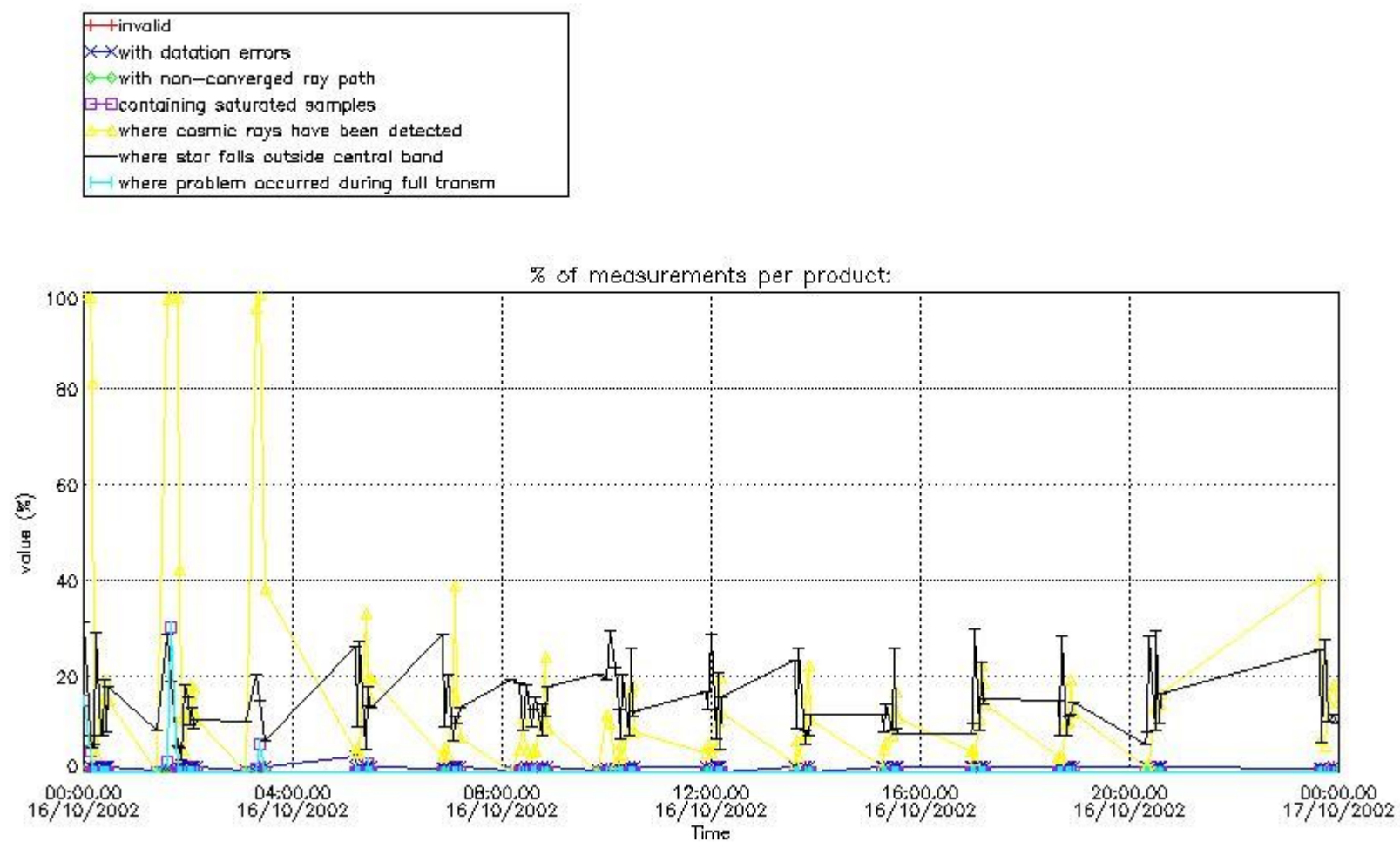


#### 4. Level 1 quality information per product

In this section it is plotted some information contained in the Quality Summary data set of the level 2 products that comes from the level 1b processing. Products without errors (error flag in the MPH set to "0") are used.

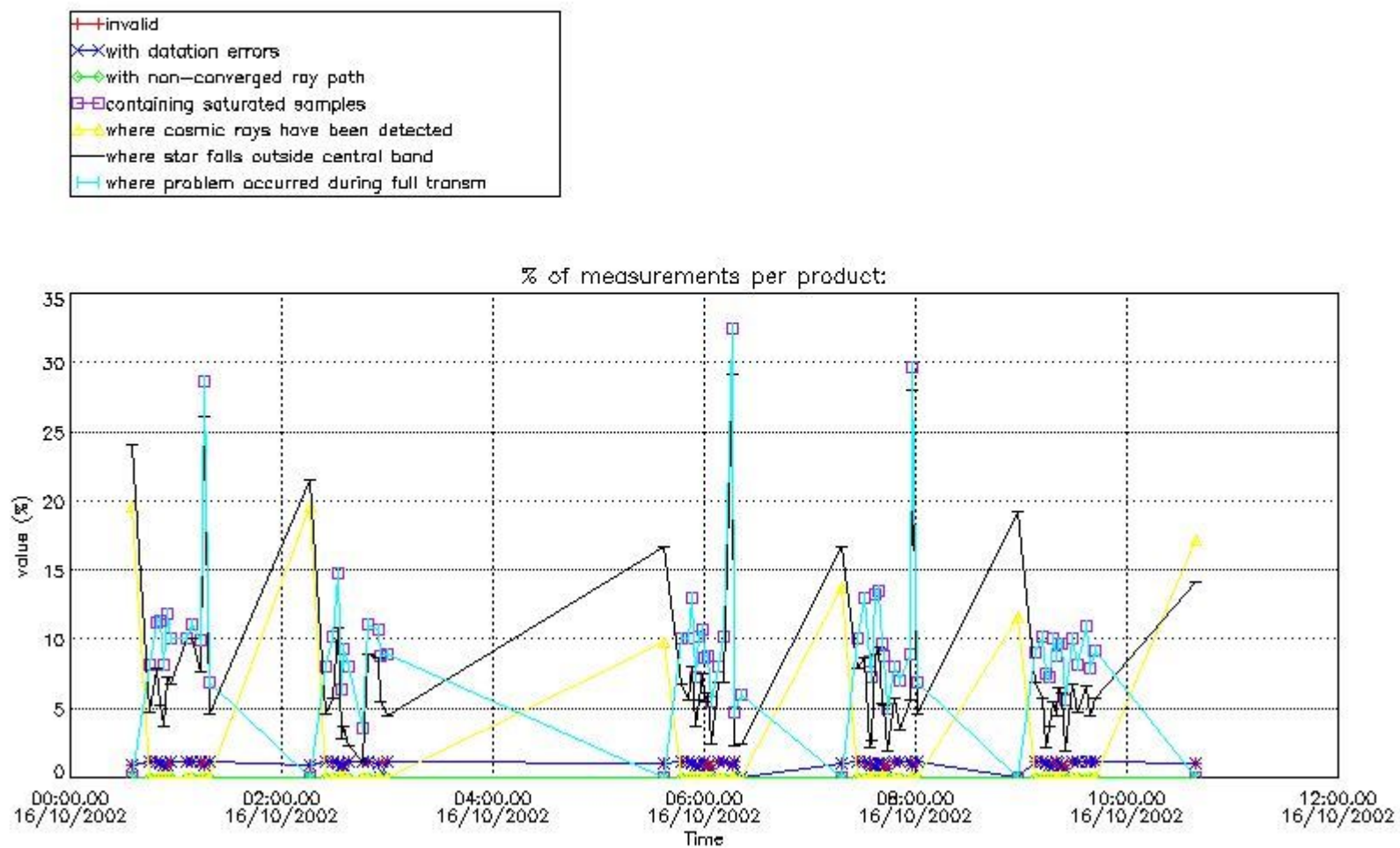
##### 4.1 Plot quality information per product (time dependant) coming from level 1b processing

###### 4.1.1 Plot level 1 quality information per product (time dependant): ENVISAT ASCENDING passes



4.1.2 Plot level 1 quality information per product (time dependant): ENVI SAT DESCENDING passes

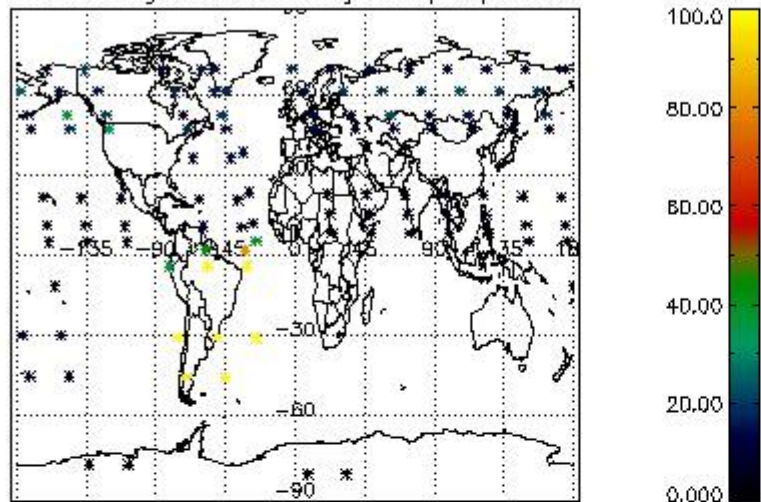




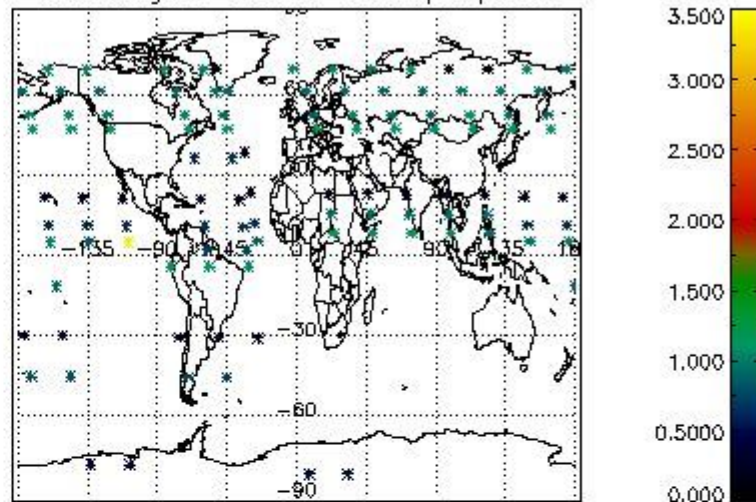
4.2 Plot quality information per product coming from level 1b processing (world map)

4.2.1 Plot level 1 quality information per product (world map): ENVISAT ASCENDING passes

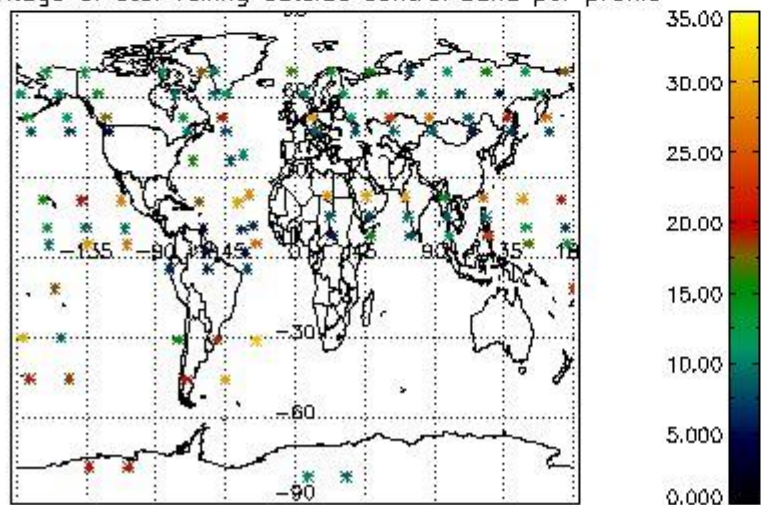
Percentage of cosmic ray hits per profile



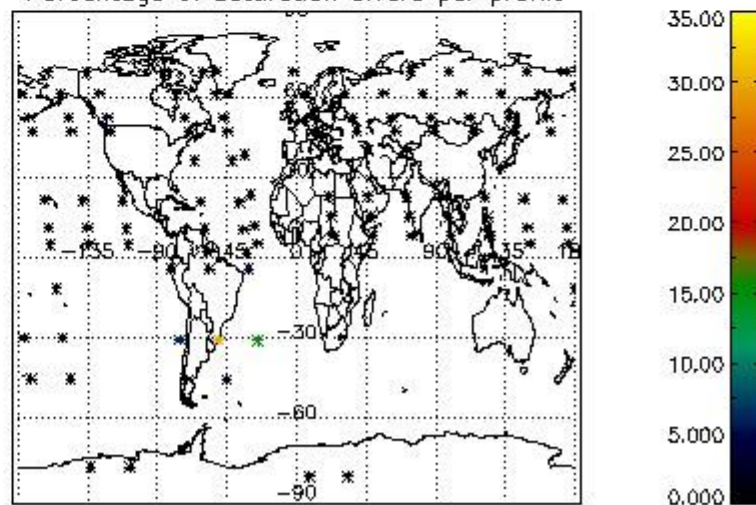
Percentage of datation errors per profile



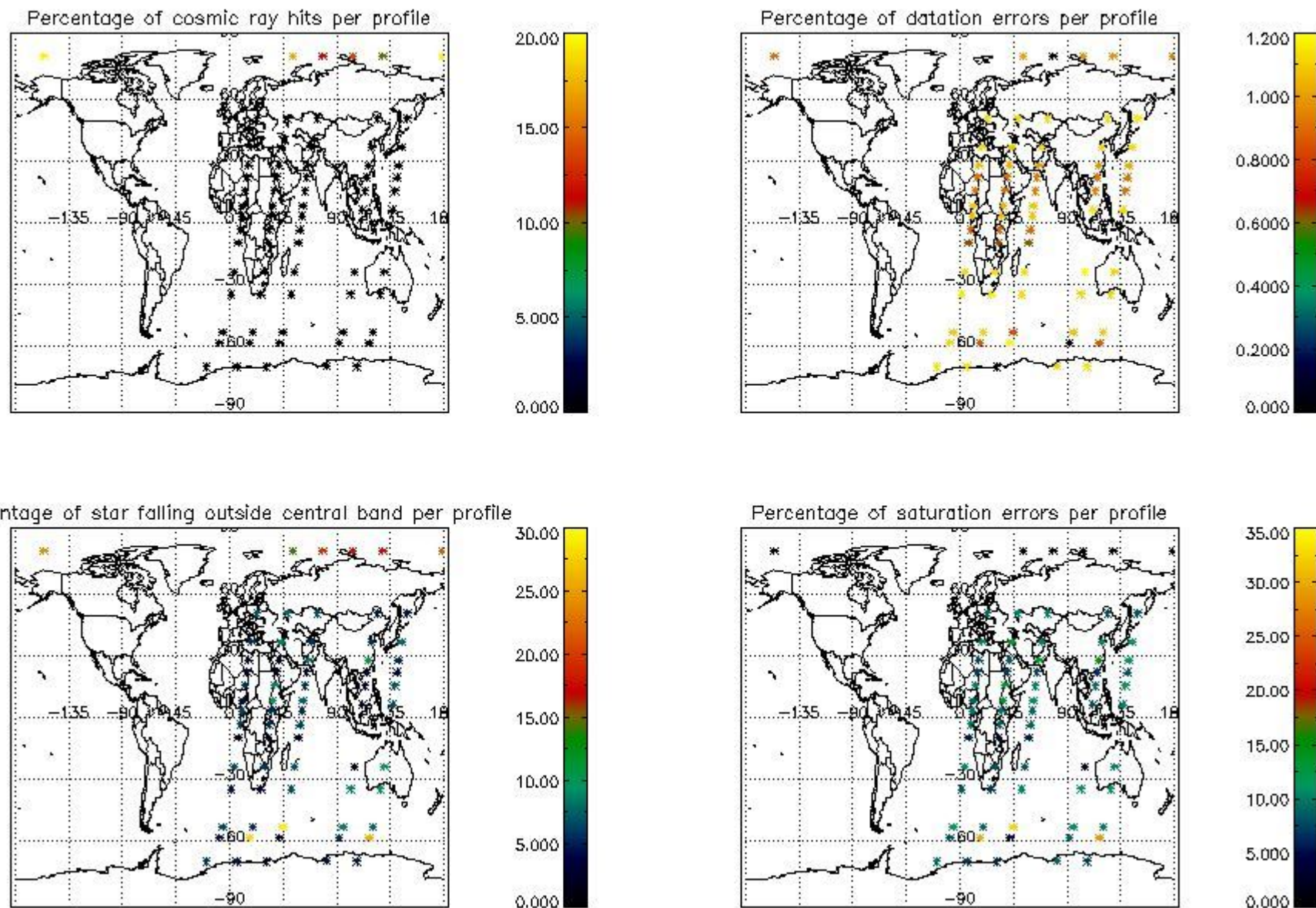
Percentage of star falling outside central band per profile



Percentage of saturation errors per profile



4.2.2 Plot level 1 quality information per product (world map): ENVISAT DESCENDING passes



## 5. Trace gas profiles

### 5.1 Ozone statistics based on quality of products

The final quality of the products can be "measured" using the STD (Standard Deviation) attached to every point profile. This information is written to the parameter GOM\_NL\_\_2P/NL\_LOCAL\_SPECIES\_DENSITY/o3\_std of the level 2 products. The table below shows the statistics for given STD ranges.

The statistics are given with respect to the overall valid production:

- Products without fatal errors: GOM\_NL\_\_2P/MPH/PRODUCT\_ERR=0
- Valid point profile: GOM\_NL\_\_2P/NL\_LOCAL\_SPECIES\_DENSITY/pcd(0)=0

The 'Criteria' is applied to valid points of dark limb products:

- Products in dark limb illumination condition: GOM\_NL\_\_2P/NL\_SUMMARY\_QUALITY/obs\_ill\_cond=0
- Products without fatal errors: GOM\_NL\_\_2P/MPH/PRODUCT\_ERR=0
- Valid point profile: GOM\_NL\_\_2P/NL\_LOCAL\_SPECIES\_DENSITY/pcd(0)=0

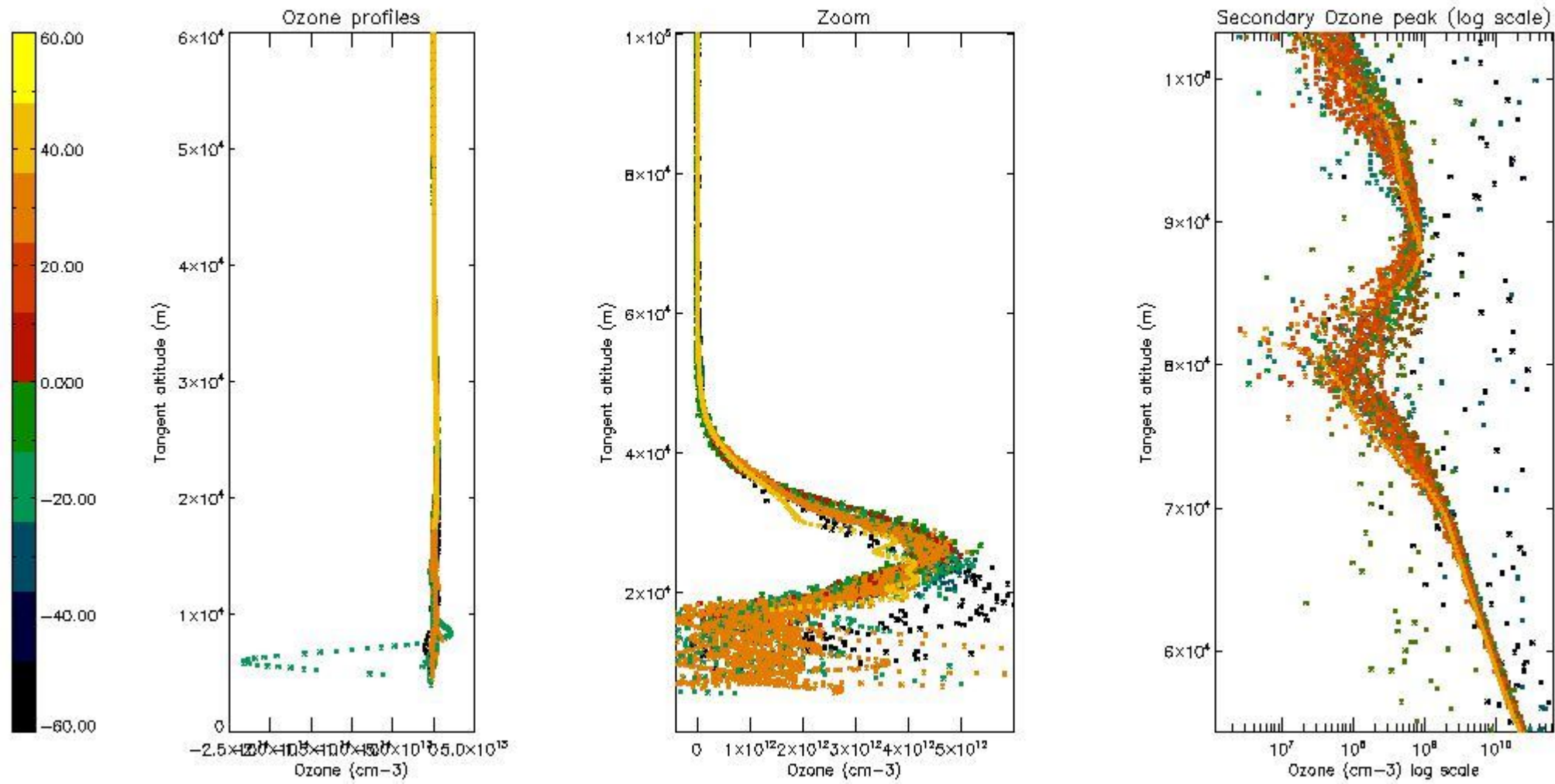
So, the table below shows the percentage of dark limb and valid observations for each criteria with respect to the overall valid daily observations.

Criteria	% of total production
All STD	59
STD < 20	36

STD < 10	33
STD < 5	27

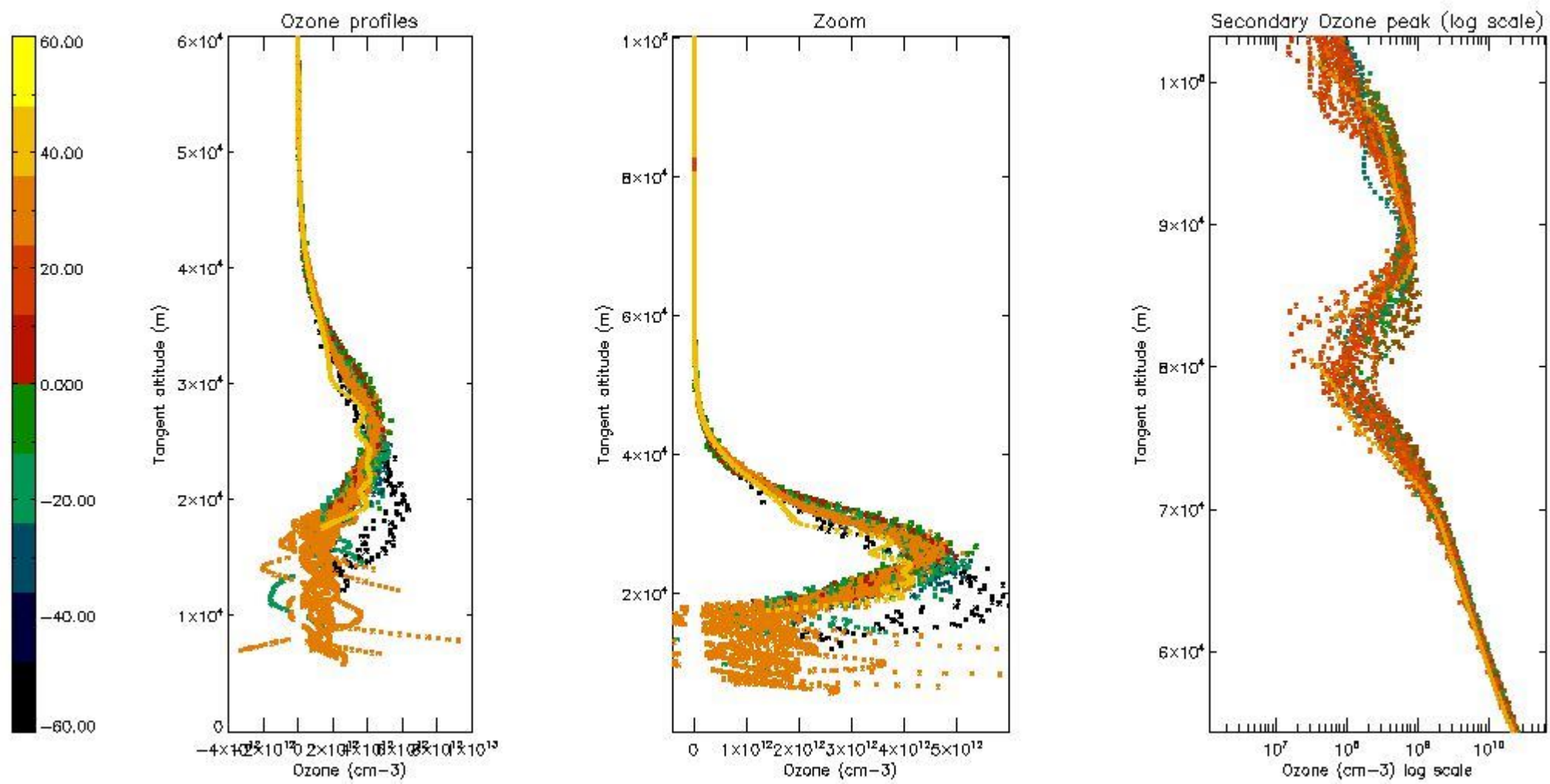
5.2 Plot ozone profiles for all STD (dark without errors)

The colorbar represents the latitude.



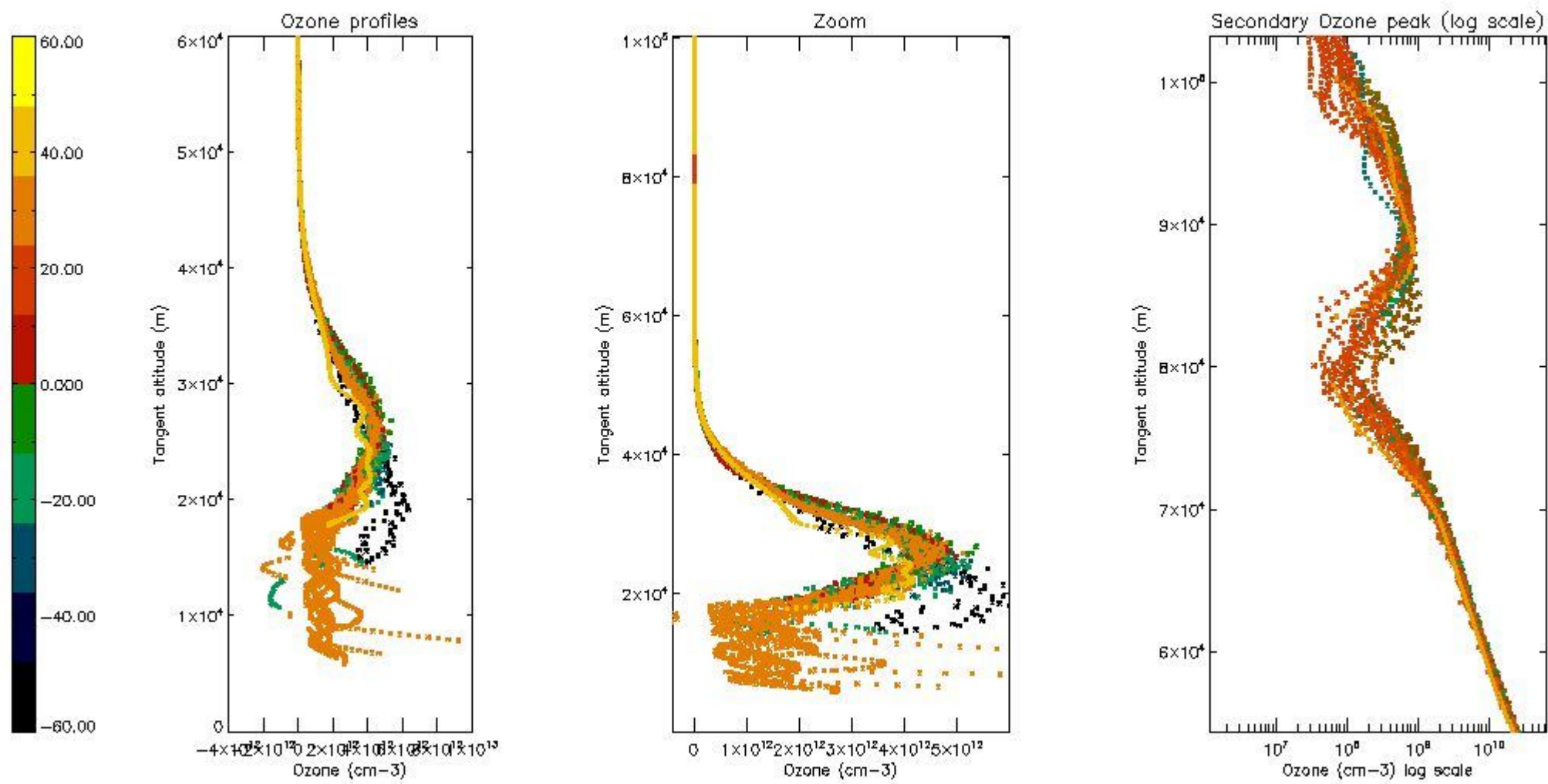
5.3 Plot ozone profiles where STD < 20% (dark without errors)

The colorbar represents the latitude.



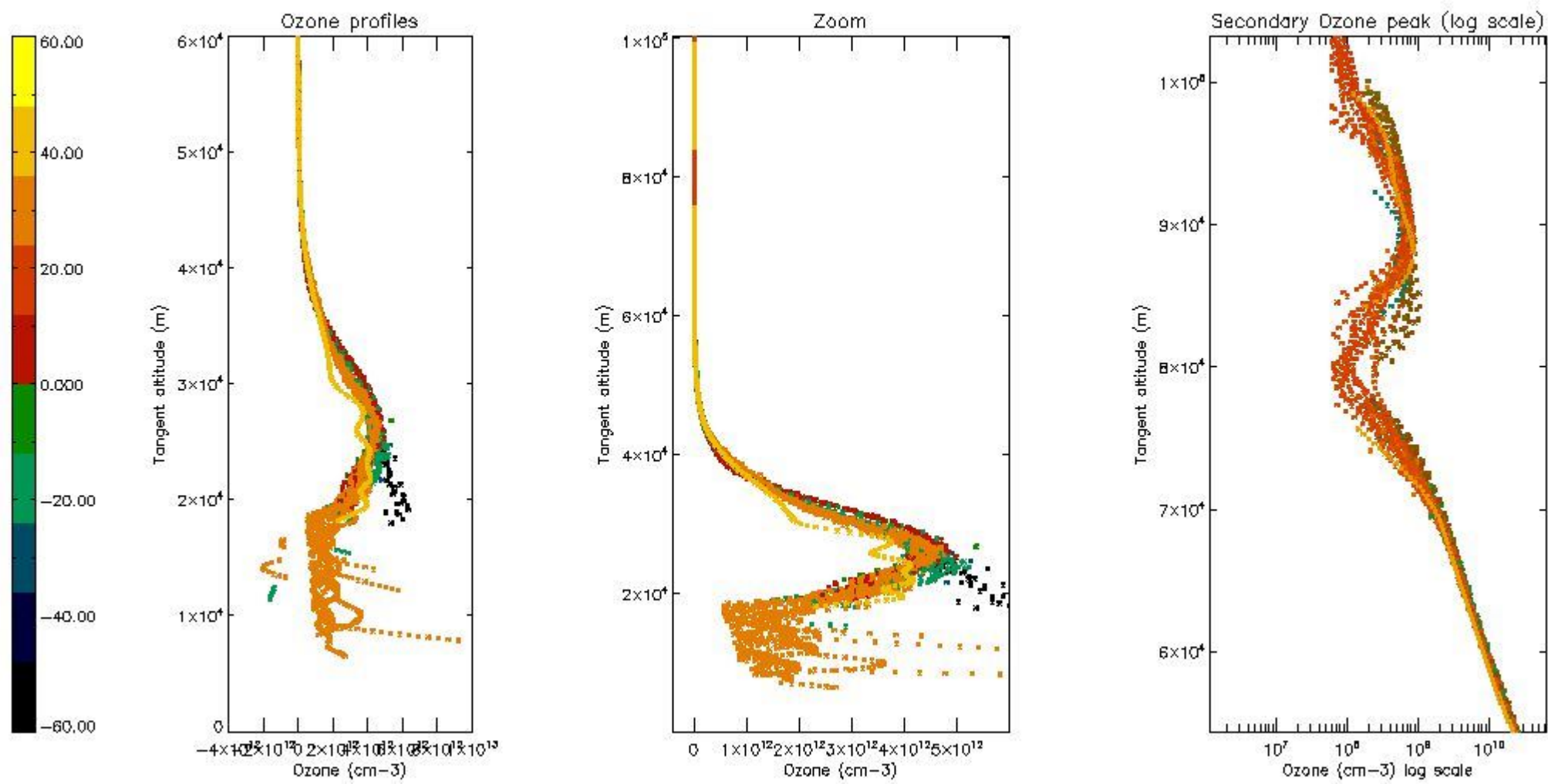
*5.4 Plot ozone profiles where STD < 10% (dark without errors)*

The colorbar represents the latitude.



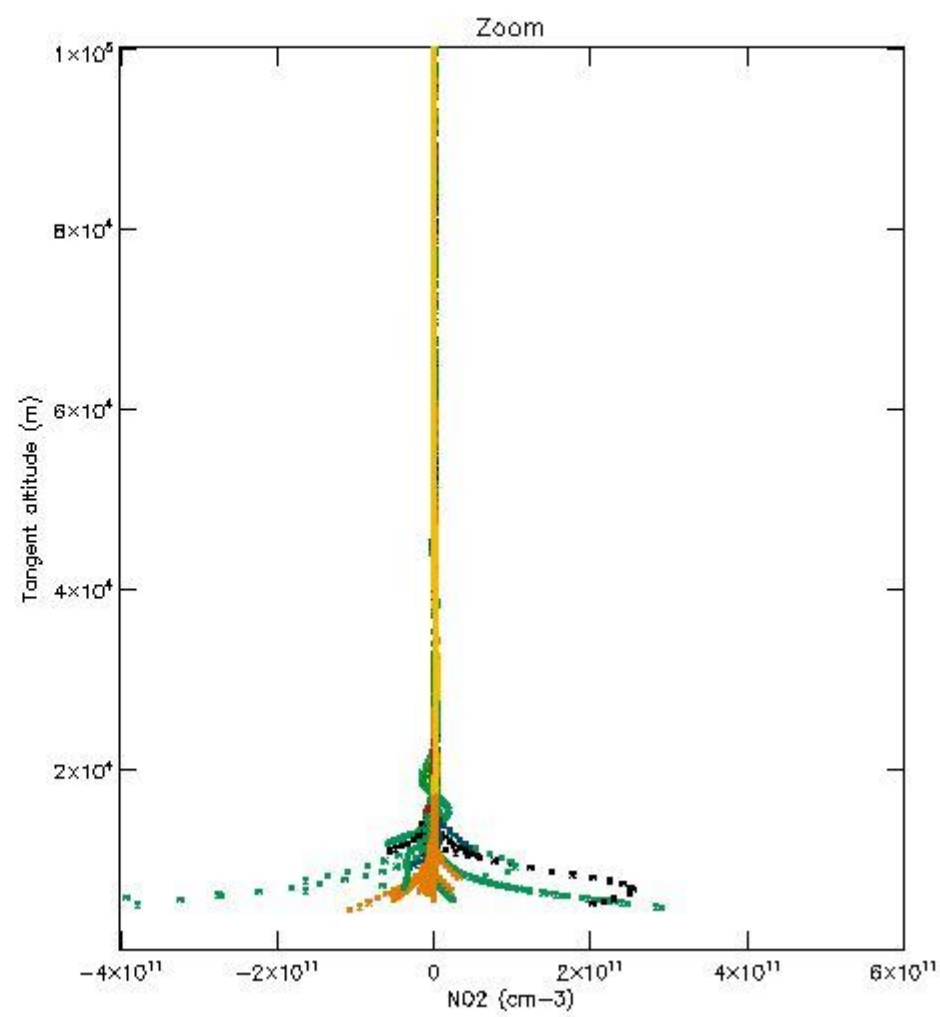
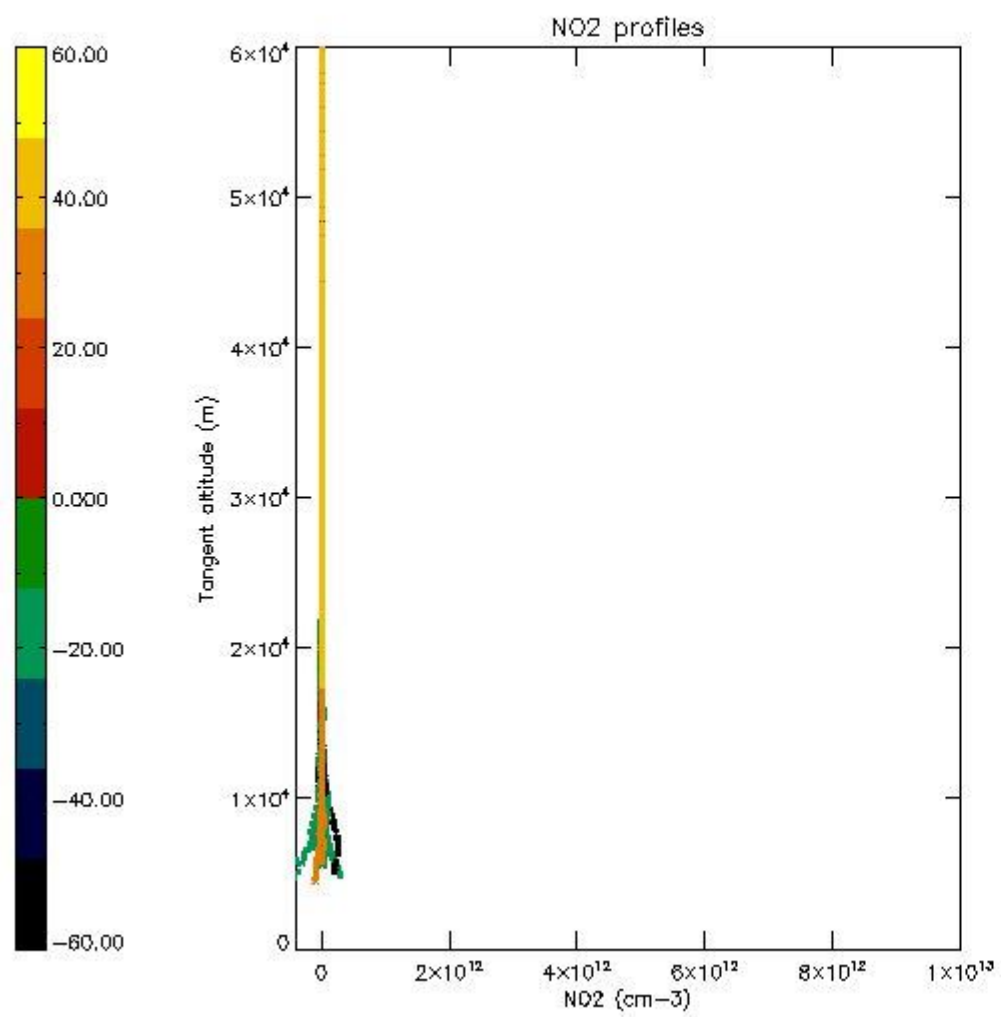
*5.5 Plot ozone profiles where STD < 5% (dark without errors)*

The colorbar represents the latitude.



*5.6 Plot NO<sub>2</sub> profiles for all STD (dark without errors)*

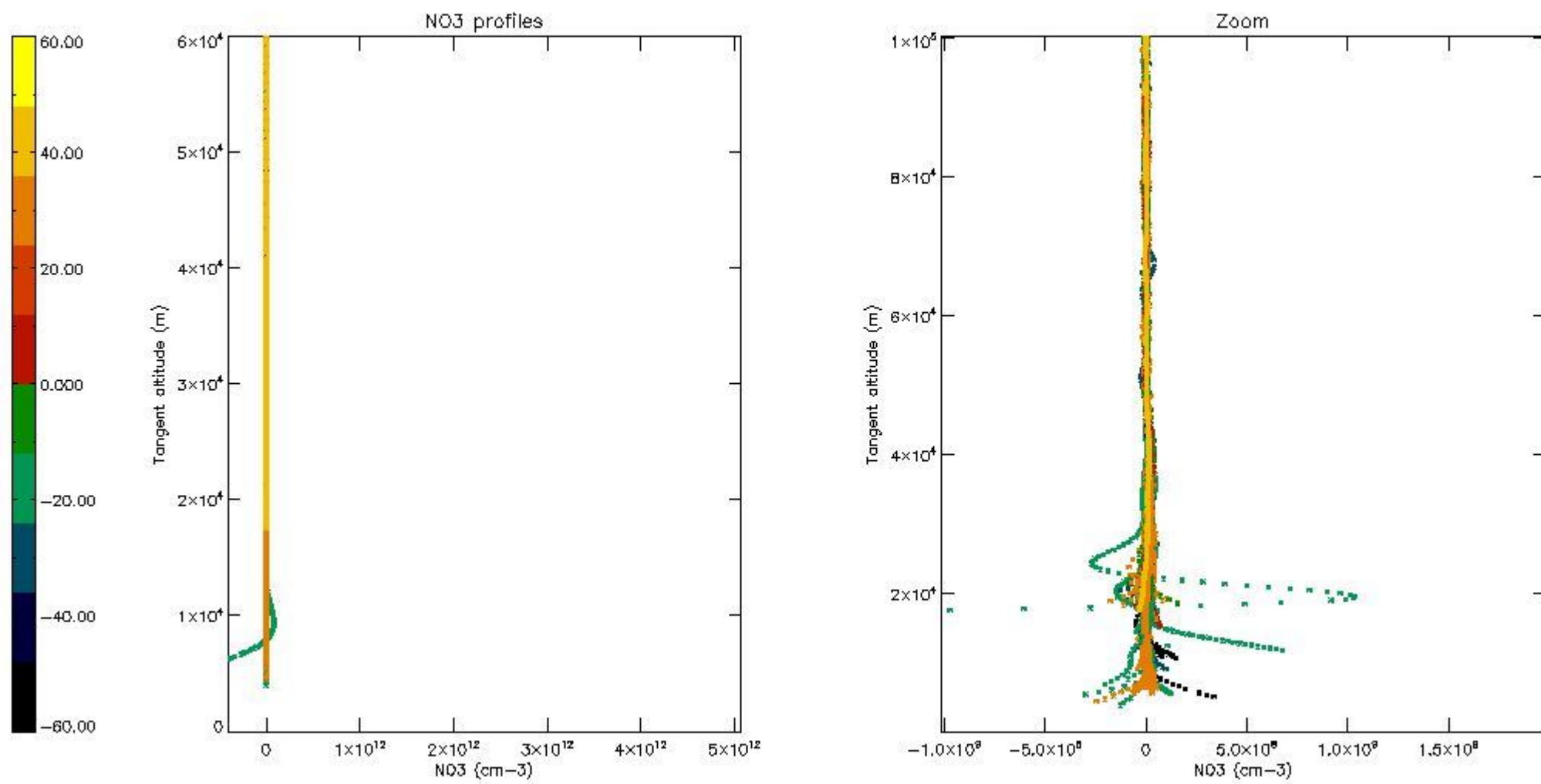
The colorbar represents the latitude.



*5.7 Plot NO3 profiles for all STD (dark without errors)*

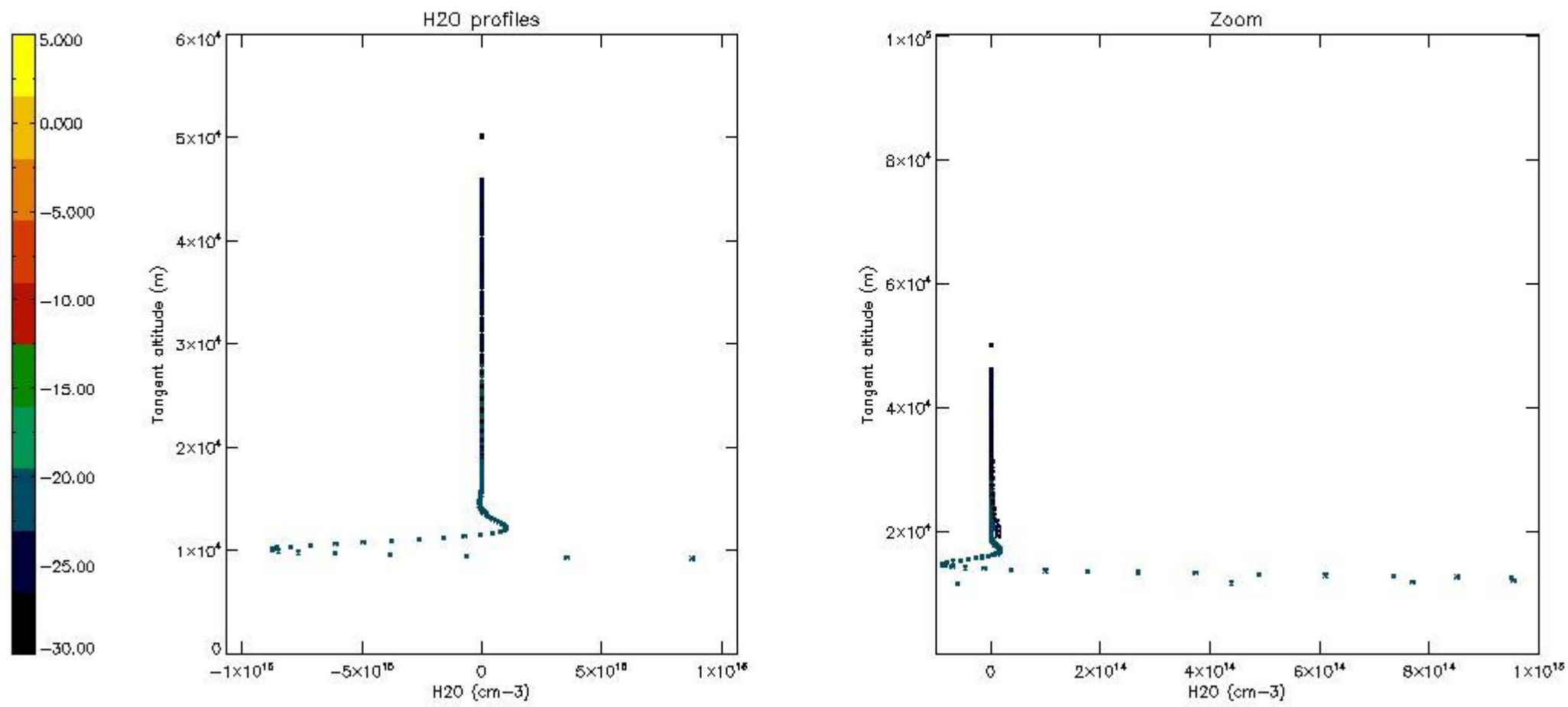
The colorbar represents the latitude.





5.8 Plot H<sub>2</sub>O profiles for all STD (only for occultations of stars 1,2,3,4,13,14,16,26,63 dark without errors)

The colorbar represents the latitude.



## 6. Auxiliary Data Files used for the production reported in section 2

The number reported in the third column indicates since which file (see list in section 2) the corresponding auxiliary file has been used. The fourth column is the date of those product files.

Type	Auxiliary Filename	Used since product	Used since product date
INST_PHYS_CHARACTERISTICS	GOM_INS_AXNIEC20050627_150440_20020301_000000_20100101_000000	1	16-OCT-2002 00:00:12
LEVEL-2_PROC_CONFIG	GOM_PR2_AXVIEC20091111_152718_20020301_000000_20500101_000000	1	16-OCT-2002 00:00:12
CROSS_SECTIONS_FILE	GOM_CRS_AXVIEC20091111_154832_20020301_000000_20500101_000000	1	16-OCT-2002 00:00:12

# GOMOS Level 2 Daily Report

## SUMMARY

### [1. General Info](#)

### [2. Summary of processed GOM\\_NL\\_2P products](#)

### [3. Level 2 Quality information per product](#)

#### [3.1 Plot of level 2 quality information per product \(time dependant\)](#)

#### [3.2 Plot of level 2 quality information per product \(world map\)](#)

### [4. Level 1 Quality information per product \(stored on level 2 products\)](#)

#### [4.1 Plot of level 1 quality information per product \(time dependant\)](#)

##### [4.1.1 Plot of level 1 quality information per product \(time dependant\): ASCENDING](#)

##### [4.1.2 Plot of level 1 quality information per product \(time dependant\): DESCENDING](#)

#### [4.2 Plot of level 1 quality information per product \(world map\)](#)

##### [4.2.1 Plot of level 1 quality information per product \(world map\): ASCENDING](#)

##### [4.2.2 Plot of level 1 quality information per product \(world map\): DESCENDING](#)

### [5. Ozone profiles based on quality statistics and other trace gas profiles](#)

#### [5.1 Ozone statistics based on quality of products](#)

#### [5.2 Plot ozone profiles for all STD \(dark without errors\)](#)

#### [5.3 Plot ozone profiles where STD < 20% \(dark without errors\)](#)

#### [5.4. Plot ozone profiles where STD < 10% \(dark without errors\)](#)

#### [5.5. Plot ozone profiles where STD < 5% \(dark without errors\)](#)

#### [5.6 Plot NO2 profiles for all STD \(dark without errors\)](#)

#### [5.7 Plot NO3 profiles for all STD \(dark without errors\)](#)

#### [5.8 Plot H2O profiles \(only for occultations of stars 1,2,3,4,13,14,16,26,63 dark without errors\) for all STD](#)

### [6. Auxiliary Data Files used for the production reported in section 2](#)

This report presents the daily analysis on parameters extracted from GOMOS level 2 data (GOM\_NL\_\_2P). It is intended to monitor some important parameters that will impact the quality of these products. A list of level 2 products (and content) that have arrived during the reporting day to the PCF is also given.

Item	Value
Time of report generation	17APR2013 19:29:12
Data source version	GOMOS/6.01
Start time of products	16-10-2002 (16OCT2002 00:00:00)
Stop time of products	17-10-2002 (17OCT2002 00:00:00)
Store outputs in DB	Yes
Nb of level 2 prods	182
Nb of prods with errors	2

## 2. Summary of processed GOM\_NL\_\_2P products.

Nr	Filename	UTC Start time	Limb	Duration	Star Id	Star Name	Star Mag	Star Temp	Nb Meas	Orbit	Prod. error
1	GOM_NL__2PRFIN20021016_000012_000002062010_00216_03276_2558.N1	16-OCT-2002 00:00:12	Dark	205.50	8	10Alp CMi	0.40000	6500.0	411	3276	No
2	GOM_NL__2PRFIN20021016_000743_000000472010_00216_03276_2559.N1	16-OCT-2002 00:07:43	Dark	46.500	91	Kap Vel	2.4900	26000.	93	3276	No
3	GOM_NL__2PRFIN20021016_000924_000000692010_00217_03277_2542.N1	16-OCT-2002 00:09:24	Dark	69.000	88	31Eta CMa	2.4480	20000.	138	3277	No
4	GOM_NL__2PRFIN20021016_001153_000000782010_00217_03277_2543.N1	16-OCT-2002 00:11:53	Dark	77.500	23	21Eps CMa	1.5020	26000.	155	3277	No
5	GOM_NL__2PRFIN20021016_001441_000002062010_00217_03277_2544.N1	16-OCT-2002 00:14:41	Dark	206.00	1	9Alp CMa	-1.4400	11000.	412	3277	No
6	GOM_NL__2PRFIN20021016_001906_000000782010_00217_03277_2545.N1	16-OCT-2002 00:19:06	Dark	78.000	108	Alp Col	2.6520	15200.	156	3277	No
7	GOM_NL__2PRFIN20021016_002210_000000462010_00217_03277_2546.N1	16-OCT-2002 00:22:10	Dark	45.500	143	Alp Hyi	2.8570	7200.0	91	3277	No
8	GOM_NL__2PRFIN20021016_002337_000000522010_00217_03277_2547.N1	16-OCT-2002 00:23:37	Dark	52.000	9	Alp Eri	0.45300	24000.	104	3277	No
9	GOM_NL__2PRFIN20021016_002610_000000542010_00217_03277_2548.N1	16-OCT-2002 00:26:10	Straylight	53.500	157	The1Eri	2.9060	9300.0	107	3277	No
10	GOM_NL__2PRFIN20021016_002838_000000512010_00217_03277_2549.N1	16-OCT-2002 00:28:38	Straylight	50.500	84	Alp Phe	2.3970	4500.0	101	3277	No
11	GOM_NL__2PRFIN20021016_003514_000000562010_00217_03277_2550.N1	16-OCT-2002 00:35:14	Straylight	56.000	52	16Bet Cet	2.0370	4500.0	112	3277	No
12	GOM_NL__2PRFIN20021016_004452_000000432010_00217_03277_2551.N1	16-OCT-2002 00:44:52	Bright	43.000	140	88Gam Peg	2.8340	26000.	86	3277	No
13	GOM_NL__2PRFIN20021016_004850_000000452010_00217_03277_2552.N1	16-OCT-2002 00:48:50	Bright	44.500	58	21Alp And	2.0730	11000.	89	3277	No
14	GOM_NL__2PRFIN20021016_005120_000000492010_00217_03277_2553.N1	16-OCT-2002 00:51:20	Bright	48.500	53	43Bet And	2.0480	3300.0	97	3277	No
15	GOM_NL__2PRFIN20021016_005257_000000552010_00217_03277_2554.N1	16-OCT-2002 00:52:57	Bright	55.000	173	4Bet Tri	3.0040	8900.0	110	3277	No
16	GOM_NL__2PRFIN20021016_005449_000000552010_00217_03277_2555.N1	16-OCT-2002 00:54:49	Bright	55.000	73	57Gam1And	2.2600	13100.	110	3277	No
17	GOM_NL__2PRFIN20021016_005722_000000452010_00217_03277_8924.N1	16-OCT-2002 00:57:22	Bright	44.500	74	11Bet Cas	2.2680	6600.0	89	3277	No
18	GOM_NL__2PRFIN20021016_010552_000000452010_00217_03277_8925.N1	16-OCT-2002 01:05:52	Bright	45.000	49	1Alp UMi	1.9900	6300.0	90	3277	No
19	GOM_NL__2PRFIN20021016_010852_000000452010_00217_03277_8926.N1	16-OCT-2002 01:08:52	Bright	45.000	60	7Bet UMi	2.0810	3950.0	90	3277	No
20	GOM_NL__2PRFIN20021016_011406_000000462010_00217_03277_8927.N1	16-OCT-2002 01:14:06	Bright	45.500	36	50Alp UMa	1.8000	6300.0	91	3277	No
21	GOM_NL__2PRFIN20021016_011538_000000582010_00217_03277_8928.N1	16-OCT-2002 01:15:38	Bright	57.500	82	48Bet UMa	2.3650	10600.	115	3277	No
22	GOM_NL__2PRFIN20021016_011902_000000442010_00217_03277_8929.N1	16-OCT-2002 01:19:02	Bright	43.500	174	52Psi UMa	3.0040	4400.0	87	3277	No
23	GOM_NL__2PRFIN20021016_012432_000001022010_00217_03277_8930.N1	16-OCT-2002 01:24:32	Bright	101.50	24	66Alp Gem	1.5800	10200.	203	3277	No
24	GOM_NL__2PRFIN20021016_012907_000000792010_00217_03277_8931.N1	16-OCT-2002 01:29:07	Dark	79.000	1015	Jupiter	0.0000	0.0000	158	3277	Yes
25	GOM_NL__2PRFIN20021016_013639_000000712010_00217_03277_8932.N1	16-OCT-2002 01:36:39	Dark	71.000	48	30Alp Hya	1.9770	4100.0	142	3277	No
26	GOM_NL__2PRFIN20021016_014051_000001752010_00217_03277_8933.N1	16-OCT-2002 01:40:51	Dark	175.00	8	10Alp CMi	0.40000	6500.0	350	3277	No
27	GOM_NL__2PRFIN20021016_014819_000000452010_00217_03277_8934.N1	16-OCT-2002 01:48:19	Dark	45.000	91	Kap Vel	2.4900	26000.	90	3277	No
28	GOM_NL__2PRFIN20021016_015002_000000692010_00218_03278_2687.N1	16-OCT-2002 01:50:02	Dark	69.000	88	31Eta CMa	2.4480	20000.	138	3278	No
29	GOM_NL__2PRFIN20021016_015230_000000762010_00218_03278_2688.N1	16-OCT-2002 01:52:30	Dark	75.500	23	21Eps CMa	1.5020	26000.	151	3278	No
30	GOM_NL__2PRFIN20021016_015520_000001802010_00218_03278_2689.N1	16-OCT-2002 01:55:20	Dark	179.50	1	9Alp CMa	-1.4400	11000.	359	3278	No
31	GOM_NL__2PRFIN20021016_015943_000000862010_00218_03278_2690.N1	16-OCT-2002 01:59:43	Dark	86.000	108	Alp Col	2.6520	15200.	172	3278	No
32	GOM_NL__2PRFIN20021016_020247_000000472010_00218_03278_2691.N1	16-OCT-2002 02:02:47	Dark	46.500	143	Alp Hyi	2.8570	7200.0	93	3278	No
33	GOM_NL__2PRFIN20021016_020413_000000492010_00218_03278_2692.N1	16-OCT-2002 02:04:13	Dark	48.500	9	Alp Eri	0.45300	24000.	97	3278	No
34	GOM_NL__2PRFIN20021016_020647_000000552010_00218_03278_2693.N1	16-OCT-2002 02:06:47	Straylight	54.500	157	The1Eri	2.9060	9300.0	109	3278	No
35	GOM_NL__2PRFIN20021016_020914_000000462010_00218_03278_2694.N1	16-OCT-2002 02:09:14	Straylight	46.000	84	Alp Phe	2.3970	4500.0	92	3278	No
36	GOM_NL__2PRFIN20021016_021550_000000542010_00218_03278_2695.N1	16-OCT-2002 02:15:50	Straylight	53.500	52	16Bet Cet	2.0370	4500.0	107	3278	No
37	GOM_NL__2PRFIN20021016_022528_000000442010_00218_03278_2696.N1	16-OCT-2002 02:25:28	Bright	43.500	140	88Gam Peg	2.8340	26000.	87	3278	No
38	GOM_NL__2PRFIN20021016_022926_000000442010_00218_03278_2697.N1	16-OCT-2002 02:29:26	Bright	44.000	58	21Alp And	2.0730	11000.	88	3278	No
39	GOM_NL__2PRFIN20021016_023156_000000512010_00218_03278_2698.N1	16-OCT-2002 02:31:56	Bright	51.000	53	43Bet And	2.0480	3300.0	102	3278	No
40	GOM_NL__2PRFIN20021016_023332_000000552010_00218_03278_2699.N1	16-OCT-2002 02:33:32	Bright	54.500	173	4Bet Tri	3.0040	8900.0	109	3278	No
41	GOM_NL__2PRFIN20021016_023525_000000542010_00218_03278_2700.N1	16-OCT-2002 02:35:25	Bright	53.500	73	57Gam1And	2.2600	13100.	107	3278	No
42	GOM_NL__2PRFIN20021016_023757_000000442010_00218_03278_2701.N1	16-OCT-2002 02:37:57	Bright	43.500	74	11Bet Cas	2.2680	6600.0	87	3278	No

43	GOM_NL__2PRFIN20021016_024627_000000422010_00218_03278_2702.N1	16-OCT-2002 02:46:27	Bright	42.000	49	1Alp UMi	1.9900	6300.0	84	3278	No
44	GOM_NL__2PRFIN20021016_024928_000000452010_00218_03278_2703.N1	16-OCT-2002 02:49:28	Bright	45.000	60	7Bet UMi	2.0810	3950.0	90	3278	No
45	GOM_NL__2PRFIN20021016_025441_000000472010_00218_03278_2704.N1	16-OCT-2002 02:54:41	Bright	46.500	36	50Alp UMa	1.8000	6300.0	93	3278	No
46	GOM_NL__2PRFIN20021016_025614_000000462010_00218_03278_2705.N1	16-OCT-2002 02:56:14	Bright	45.500	82	48Bet UMa	2.3650	10600.	91	3278	No
47	GOM_NL__2PRFIN20021016_025937_000000452010_00218_03278_2706.N1	16-OCT-2002 02:59:37	Bright	45.000	174	52Psi UMa	3.0040	4400.0	90	3278	No
48	GOM_NL__2PRFIN20021016_030508_000001042010_00218_03278_2707.N1	16-OCT-2002 03:05:08	Bright	103.50	24	66Alp Gem	1.5800	10200.	207	3278	No
49	GOM_NL__2PRFIN20021016_030944_000000792010_00218_03278_2708.N1	16-OCT-2002 03:09:44	Dark	79.000	1015	Jupiter	0.0000	0.0000	158	3278	Yes
50	GOM_NL__2PRFIN20021016_031714_000000642010_00218_03278_2709.N1	16-OCT-2002 03:17:14	Dark	63.500	48	30Alp Hya	1.9770	4100.0	127	3278	No
51	GOM_NL__2PRFIN20021016_032130_000001682010_00218_03278_2710.N1	16-OCT-2002 03:21:30	Dark	167.50	8	10Alp CMi	0.40000	6500.0	335	3278	No
52	GOM_NL__2PRFIN20021016_032855_000000462010_00218_03278_2711.N1	16-OCT-2002 03:28:55	Dark	46.000	91	Kap Vel	2.4900	26000.	92	3278	No
53	GOM_NL__2PRFIN20021016_051205_000000592010_00220_03280_8925.N1	16-OCT-2002 05:12:05	Dark	59.000	41	Eps Car	1.8600	4100.0	118	3280	No
54	GOM_NL__2PRFIN20021016_051345_000000802010_00220_03280_8926.N1	16-OCT-2002 05:13:45	Dark	80.000	23	21Eps CMa	1.5020	26000.	160	3280	No
55	GOM_NL__2PRFIN20021016_051639_000002042010_00220_03280_8927.N1	16-OCT-2002 05:16:39	Dark	203.50	1	9Alp CMa	-1.4400	11000.	407	3280	No
56	GOM_NL__2PRFIN20021016_052359_000000442010_00220_03280_8928.N1	16-OCT-2002 05:23:59	Dark	44.000	143	Alp Hyi	2.8570	7200.0	88	3280	No
57	GOM_NL__2PRFIN20021016_052525_000000512010_00220_03280_8929.N1	16-OCT-2002 05:25:25	Dark	51.000	9	Alp Eri	0.45300	24000.	102	3280	No
58	GOM_NL__2PRFIN20021016_052759_000000582010_00220_03280_8930.N1	16-OCT-2002 05:27:59	Straylight	57.500	157	The1Eri	2.9060	9300.0	115	3280	No
59	GOM_NL__2PRFIN20021016_053026_000000482010_00220_03280_8931.N1	16-OCT-2002 05:30:26	Straylight	48.000	84	Alp Phe	2.3970	4500.0	96	3280	No
60	GOM_NL__2PRFIN20021016_053702_000000512010_00220_03280_8932.N1	16-OCT-2002 05:37:02	Straylight	51.000	52	16Bet Cet	2.0370	4500.0	102	3280	No
61	GOM_NL__2PRFIN20021016_054640_000000452010_00220_03280_8933.N1	16-OCT-2002 05:46:40	Bright	44.500	140	88Gam Peg	2.8340	26000.	89	3280	No
62	GOM_NL__2PRFIN20021016_055037_000000452010_00220_03280_8934.N1	16-OCT-2002 05:50:37	Bright	44.500	58	21Alp And	2.0730	11000.	89	3280	No
63	GOM_NL__2PRFIN20021016_055307_000000502010_00220_03280_8935.N1	16-OCT-2002 05:53:07	Bright	50.000	53	43Bet And	2.0480	3300.0	100	3280	No
64	GOM_NL__2PRFIN20021016_055443_000000552010_00220_03280_8936.N1	16-OCT-2002 05:54:43	Bright	55.000	173	4Bet Tri	3.0040	8900.0	110	3280	No
65	GOM_NL__2PRFIN20021016_055635_000000542010_00220_03280_8937.N1	16-OCT-2002 05:56:35	Bright	54.000	73	57Gam1And	2.2600	13100.	108	3280	No
66	GOM_NL__2PRFIN20021016_055839_000000472010_00220_03280_8938.N1	16-OCT-2002 05:58:39	Bright	46.500	68	18Alp Cas	2.2250	4500.0	93	3280	No
67	GOM_NL__2PRFIN20021016_060000_000000462010_00220_03280_8939.N1	16-OCT-2002 06:00:00	Bright	46.000	76	27Gam Cas	2.3000	30000.	92	3280	No
68	GOM_NL__2PRFIN20021016_060152_000000572010_00220_03280_8940.N1	16-OCT-2002 06:01:52	Bright	57.000	160	23Gam Per	2.9300	4700.0	114	3280	No
69	GOM_NL__2PRFIN20021016_060341_000000822010_00220_03280_8941.N1	16-OCT-2002 06:03:41	Bright	82.000	149	45Eps Per	2.8880	30000.	164	3280	No
70	GOM_NL__2PRFIN20021016_060740_000000442010_00220_03280_8942.N1	16-OCT-2002 06:07:40	Bright	44.000	49	1Alp UMi	1.9900	6300.0	88	3280	No
71	GOM_NL__2PRFIN20021016_061041_000000442010_00220_03280_8943.N1	16-OCT-2002 06:10:41	Bright	44.000	60	7Bet UMi	2.0810	3950.0	88	3280	No
72	GOM_NL__2PRFIN20021016_061554_000000602010_00220_03280_8944.N1	16-OCT-2002 06:15:54	Bright	60.000	36	50Alp UMa	1.8000	6300.0	120	3280	No
73	GOM_NL__2PRFIN20021016_061727_000000432010_00220_03280_8945.N1	16-OCT-2002 06:17:27	Bright	42.500	82	48Bet UMa	2.3650	10600.	85	3280	No
74	GOM_NL__2PRFIN20021016_062051_000000422010_00220_03280_8946.N1	16-OCT-2002 06:20:51	Bright	42.000	174	52Psi UMa	3.0040	4400.0	84	3280	No
75	GOM_NL__2PRFIN20021016_065241_000000612010_00221_03281_2542.N1	16-OCT-2002 06:52:41	Dark	61.000	41	Eps Car	1.8600	4100.0	122	3281	No
76	GOM_NL__2PRFIN20021016_065423_000000812010_00221_03281_2543.N1	16-OCT-2002 06:54:23	Dark	80.500	23	21Eps CMa	1.5020	26000.	161	3281	No
77	GOM_NL__2PRFIN20021016_065718_000001872010_00221_03281_2544.N1	16-OCT-2002 06:57:18	Dark	186.50	1	9Alp CMa	-1.4400	11000.	373	3281	No
78	GOM_NL__2PRFIN20021016_070435_000000452010_00221_03281_2545.N1	16-OCT-2002 07:04:35	Dark	45.000	143	Alp Hyi	2.8570	7200.0	90	3281	No
79	GOM_NL__2PRFIN20021016_070601_000000482010_00221_03281_2546.N1	16-OCT-2002 07:06:01	Dark	47.500	9	Alp Eri	0.45300	24000.	95	3281	No
80	GOM_NL__2PRFIN20021016_070835_000000552010_00221_03281_2547.N1	16-OCT-2002 07:08:35	Straylight	55.000	157	The1Eri	2.9060	9300.0	110	3281	No
81	GOM_NL__2PRFIN20021016_071102_000000482010_00221_03281_2548.N1	16-OCT-2002 07:11:02	Straylight	48.000	84	Alp Phe	2.3970	4500.0	96	3281	No
82	GOM_NL__2PRFIN20021016_071737_000000512010_00221_03281_2549.N1	16-OCT-2002 07:17:37	Straylight	51.000	52	16Bet Cet	2.0370	4500.0	102	3281	No
83	GOM_NL__2PRFIN20021016_072716_000000452010_00221_03281_2550.N1	16-OCT-2002 07:27:16	Bright	44.500	140	88Gam Peg	2.8340	26000.	89	3281	No
84	GOM_NL__2PRFIN20021016_073113_000000462010_00221_03281_2551.N1	16-OCT-2002 07:31:13	Bright	46.000	58	21Alp And	2.0730	11000.	92	3281	No
85	GOM_NL__2PRFIN20021016_073342_000000482010_00221_03281_2552.N1	16-OCT-2002 07:33:42	Bright	47.500	53	43Bet And	2.0480	3300.0	95	3281	No
86	GOM_NL__2PRFIN20021016_073518_000000552010_00221_03281_2553.N1	16-OCT-2002 07:35:18	Bright	55.000	173	4Bet Tri	3.0040	8900.0	110	3281	No
87	GOM_NL__2PRFIN20021016_073710_000000572010_00221_03281_2554.N1	16-OCT-2002 07:37:10	Bright	56.500	73	57Gam1And	2.2600	13100.	113	3281	No
88	GOM_NL__2PRFIN20021016_073914_000000482010_00221_03281_2555.N1	16-OCT-2002 07:39:14	Bright	48.000	68	18Alp Cas	2.2250	4500.0	96	3281	No
89	GOM_NL__2PRFIN20021016_074036_000000472010_00221_03281_2556.N1	16-OCT-2002 07:40:36	Bright	46.500	76	27Gam Cas	2.3000	30000.	93	3281	No
90	GOM_NL__2PRFIN20021016_074227_000000572010_00221_03281_2557.N1	16-OCT-2002 07:42:27	Bright	57.000	160	23Gam Per	2.9300	4700.0	114	3281	No
91	GOM_NL__2PRFIN20021016_074415_000000812010_00221_03281_2558.N1	16-OCT-2002 07:44:15	Bright	80.500	149	45Eps Per	2.8880	30000.	161	3281	No
92	GOM_NL__2PRFIN20021016_074816_000000442010_00221_03281_2559.N1	16-OCT-2002 07:48:16	Bright	43.500	49	1Alp UMi	1.9900	6300.0	87	3281	No
93	GOM_NL__2PRFIN20021016_075117_000000432010_00221_03281_2560.N1	16-OCT-2002 07:51:17	Bright	43.000	60	7Bet UMi	2.0810	3950.0	86	3281	No
94	GOM_NL__2PRFIN20021016_075630_000000452010_00221_03281_2561.N1	16-OCT-2002 07:56:30	Bright	45.000	36	50Alp UMa	1.8000	6300.0	90	3281	No
95	GOM_NL__2PRFIN20021016_075802_000000592010_00221_03281_2562.N1	16-OCT-2002 07:58:02	Bright	59.000	82	48Bet UMa	2.3650	10600.	118	3281	No
96	GOM_NL__2PRFIN20021016_080127_000000442010_00221_03281_2563.N1	16-OCT-2002 08:01:27	Bright	43.500	174	52Psi UMa	3.0040	4400.0	87	3281	No
97	GOM_NL__2PRFIN20021016_080906_000001172010_00221_03281_2564.N1	16-OCT-2002 08:09:06	Tw_i_and_stray	116.50	17	78Bet Gem	1.1610	4500.0	233	3281	No
98	GOM_NL__2PRFIN20021016_081905_000000622010_00221_03281_2565.N1	16-OCT-2002 08:19:05	Dark	62.000	48	30Alp Hya	1.9770	4100.0	124	3281	No
99	GOM_NL__2PRFIN20021016_082327_000001612010_00221_03281_2566.N1	16-OCT-2002 08:23:27	Dark	160.50	8	10Alp CMi	0.40000	6500.0	321	3281	No
100	GOM_NL__2PRFIN20021016_082839_000000552010_00221_03281_2567.N1	16-OCT-2002 08:28:39	Dark	55.000	65	Lam Vel	2.2040	4400.0	110	3281	No
101	GOM_NL__2PRFIN20021016_083318_000000492010_00222_03282_2542.N1	16-OCT-2002 08:33:18	Dark	48.500	41	Eps Car	1.8600	4100.0	97	3282	No

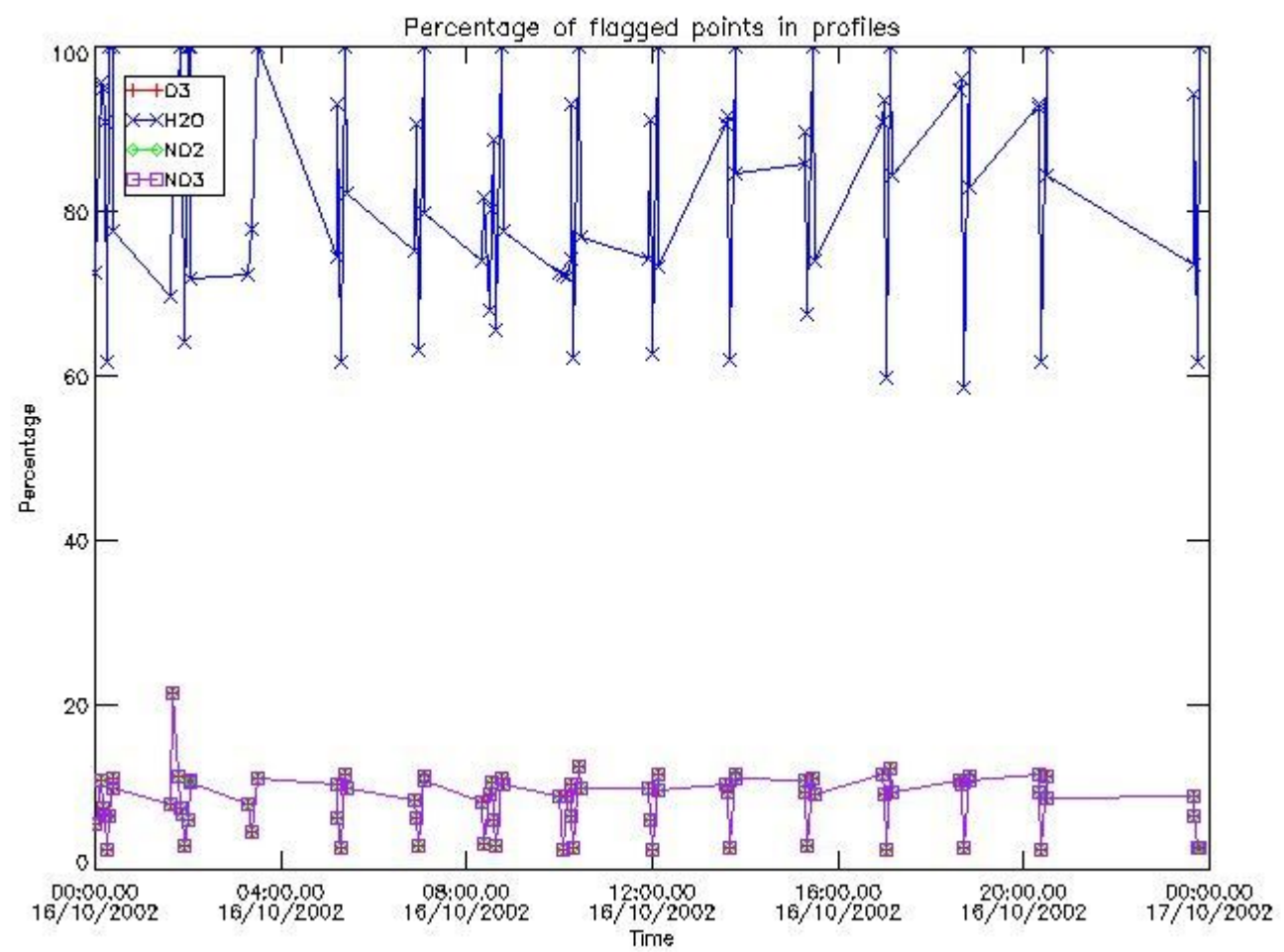
102	GOM_NL__2PRFIN20021016_083501_000000852010_00222_03282_2543.N1	16-OCT-2002 08:35:01	Dark	84.500	23	21Eps CMa	1.5020	26000.	169	3282	No
103	GOM_NL__2PRFIN20021016_083757_000001772010_00222_03282_2544.N1	16-OCT-2002 08:37:57	Dark	176.50	1	9Alp CMa	-1.4400	11000.	353	3282	No
104	GOM_NL__2PRFIN20021016_084511_000000462010_00222_03282_2545.N1	16-OCT-2002 08:45:11	Dark	45.500	143	Alp Hyi	2.8570	7200.0	91	3282	No
105	GOM_NL__2PRFIN20021016_084638_000000502010_00222_03282_2546.N1	16-OCT-2002 08:46:38	Dark	49.500	9	Alp Eri	0.45300	24000.	99	3282	No
106	GOM_NL__2PRFIN20021016_084912_000000562010_00222_03282_2547.N1	16-OCT-2002 08:49:12	Straylight	56.000	157	The1Eri	2.9060	9300.0	112	3282	No
107	GOM_NL__2PRFIN20021016_085138_000000512010_00222_03282_2548.N1	16-OCT-2002 08:51:38	Straylight	50.500	84	Alp Phe	2.3970	4500.0	101	3282	No
108	GOM_NL__2PRFIN20021016_085813_000000522010_00222_03282_2549.N1	16-OCT-2002 08:58:13	Straylight	52.000	52	16Bet Cet	2.0370	4500.0	104	3282	No
109	GOM_NL__2PRFIN20021016_090752_000000442010_00222_03282_2550.N1	16-OCT-2002 09:07:52	Bright	44.000	140	88Gam Peg	2.8340	26000.	88	3282	No
110	GOM_NL__2PRFIN20021016_091149_000000442010_00222_03282_2551.N1	16-OCT-2002 09:11:49	Bright	44.000	58	21Alp And	2.0730	11000.	88	3282	No
111	GOM_NL__2PRFIN20021016_091418_000000472010_00222_03282_2552.N1	16-OCT-2002 09:14:18	Bright	47.000	53	43Bet And	2.0480	3300.0	94	3282	No
112	GOM_NL__2PRFIN20021016_091553_000000552010_00222_03282_2553.N1	16-OCT-2002 09:15:53	Bright	55.000	173	4Bet Tri	3.0040	8900.0	110	3282	No
113	GOM_NL__2PRFIN20021016_091745_000000552010_00222_03282_2554.N1	16-OCT-2002 09:17:45	Bright	54.500	73	57Gam1And	2.2600	13100.	109	3282	No
114	GOM_NL__2PRFIN20021016_091950_000000462010_00222_03282_2555.N1	16-OCT-2002 09:19:50	Bright	45.500	68	18Alp Cas	2.2250	4500.0	91	3282	No
115	GOM_NL__2PRFIN20021016_092111_000000472010_00222_03282_2556.N1	16-OCT-2002 09:21:11	Bright	46.500	76	27Gam Cas	2.3000	30000.	93	3282	No
116	GOM_NL__2PRFIN20021016_092302_000000572010_00222_03282_2557.N1	16-OCT-2002 09:23:02	Bright	57.000	160	23Gam Per	2.9300	4700.0	114	3282	No
117	GOM_NL__2PRFIN20021016_092449_000000812010_00222_03282_2558.N1	16-OCT-2002 09:24:49	Bright	80.500	149	45Eps Per	2.8880	30000.	161	3282	No
118	GOM_NL__2PRFIN20021016_092851_000000452010_00222_03282_2559.N1	16-OCT-2002 09:28:51	Bright	44.500	49	1Alp UMi	1.9900	6300.0	89	3282	No
119	GOM_NL__2PRFIN20021016_093153_000000432010_00222_03282_2560.N1	16-OCT-2002 09:31:53	Bright	43.000	60	7Bet UMi	2.0810	3950.0	86	3282	No
120	GOM_NL__2PRFIN20021016_093705_000000462010_00222_03282_2561.N1	16-OCT-2002 09:37:05	Bright	45.500	36	50Alp UMa	1.8000	6300.0	91	3282	No
121	GOM_NL__2PRFIN20021016_093838_000000452010_00222_03282_2562.N1	16-OCT-2002 09:38:38	Bright	44.500	82	48Bet UMa	2.3650	10600.	89	3282	No
122	GOM_NL__2PRFIN20021016_094203_000000442010_00222_03282_2563.N1	16-OCT-2002 09:42:03	Bright	43.500	174	52Psi UMa	3.0040	4400.0	87	3282	No
123	GOM_NL__2PRFIN20021016_094943_000001192010_00222_03282_2564.N1	16-OCT-2002 09:49:43	Tw_i_and_stray	118.50	17	78Bet Gem	1.1610	4500.0	237	3282	No
124	GOM_NL__2PRFIN20021016_095942_000000632010_00222_03282_2565.N1	16-OCT-2002 09:59:42	Dark	62.500	48	30Alp Hya	1.9770	4100.0	125	3282	No
125	GOM_NL__2PRFIN20021016_100406_000002102010_00222_03282_2566.N1	16-OCT-2002 10:04:06	Dark	209.50	8	10Alp CMi	0.40000	6500.0	419	3282	No
126	GOM_NL__2PRFIN20021016_100915_000000582010_00222_03282_2567.N1	16-OCT-2002 10:09:15	Dark	57.500	65	Lam Vel	2.2040	4400.0	115	3282	No
127	GOM_NL__2PRFIN20021016_101354_000000492010_00223_03283_9029.N1	16-OCT-2002 10:13:54	Dark	49.000	41	Eps Car	1.8600	4100.0	98	3283	No
128	GOM_NL__2PRFIN20021016_101538_000000792010_00223_03283_9030.N1	16-OCT-2002 10:15:38	Dark	79.000	23	21Eps CMa	1.5020	26000.	158	3283	No
129	GOM_NL__2PRFIN20021016_101836_000001892010_00223_03283_9031.N1	16-OCT-2002 10:18:36	Dark	188.50	1	9Alp CMa	-1.4400	11000.	377	3283	No
130	GOM_NL__2PRFIN20021016_102547_000000452010_00223_03283_9032.N1	16-OCT-2002 10:25:47	Dark	45.000	143	Alp Hyi	2.8570	7200.0	90	3283	No
131	GOM_NL__2PRFIN20021016_102714_000000572010_00223_03283_9033.N1	16-OCT-2002 10:27:14	Dark	56.500	9	Alp Eri	0.45300	24000.	113	3283	No
132	GOM_NL__2PRFIN20021016_102948_000000562010_00223_03283_9034.N1	16-OCT-2002 10:29:48	Straylight	55.500	157	The1Eri	2.9060	9300.0	111	3283	No
133	GOM_NL__2PRFIN20021016_103215_000000472010_00223_03283_9035.N1	16-OCT-2002 10:32:15	Straylight	47.000	84	Alp Phe	2.3970	4500.0	94	3283	No
134	GOM_NL__2PRFIN20021016_103850_000000502010_00223_03283_9036.N1	16-OCT-2002 10:38:50	Straylight	49.500	52	16Bet Cet	2.0370	4500.0	99	3283	No
135	GOM_NL__2PRFIN20021016_115431_000000512010_00224_03284_9029.N1	16-OCT-2002 11:54:31	Dark	51.000	41	Eps Car	1.8600	4100.0	102	3284	No
136	GOM_NL__2PRFIN20021016_115616_000000842010_00224_03284_9030.N1	16-OCT-2002 11:56:16	Dark	83.500	23	21Eps CMa	1.5020	26000.	167	3284	No
137	GOM_NL__2PRFIN20021016_115916_000002102010_00224_03284_9031.N1	16-OCT-2002 11:59:16	Dark	210.00	1	9Alp CMa	-1.4400	11000.	420	3284	No
138	GOM_NL__2PRFIN20021016_120624_000000452010_00224_03284_9032.N1	16-OCT-2002 12:06:24	Dark	44.500	143	Alp Hyi	2.8570	7200.0	89	3284	No
139	GOM_NL__2PRFIN20021016_120750_000000532010_00224_03284_9033.N1	16-OCT-2002 12:07:50	Dark	53.000	9	Alp Eri	0.45300	24000.	106	3284	No
140	GOM_NL__2PRFIN20021016_121025_000000512010_00224_03284_9034.N1	16-OCT-2002 12:10:25	Straylight	51.000	157	The1Eri	2.9060	9300.0	102	3284	No
141	GOM_NL__2PRFIN20021016_121251_000000482010_00224_03284_9035.N1	16-OCT-2002 12:12:51	Straylight	48.000	84	Alp Phe	2.3970	4500.0	96	3284	No
142	GOM_NL__2PRFIN20021016_133558_000000542010_00225_03285_9033.N1	16-OCT-2002 13:35:58	Dark	53.500	29	Bet Car	1.6720	10200.	107	3285	No
143	GOM_NL__2PRFIN20021016_133757_000000542010_00225_03285_9034.N1	16-OCT-2002 13:37:57	Dark	54.000	161	Tau Pup	2.9310	4500.0	108	3285	No
144	GOM_NL__2PRFIN20021016_133955_000002042010_00225_03285_9035.N1	16-OCT-2002 13:39:55	Dark	204.00	1	9Alp CMa	-1.4400	11000.	408	3285	No
145	GOM_NL__2PRFIN20021016_134700_000000442010_00225_03285_9036.N1	16-OCT-2002 13:47:00	Dark	44.000	143	Alp Hyi	2.8570	7200.0	88	3285	No
146	GOM_NL__2PRFIN20021016_134827_000000462010_00225_03285_9037.N1	16-OCT-2002 13:48:27	Dark	45.500	9	Alp Eri	0.45300	24000.	91	3285	No
147	GOM_NL__2PRFIN20021016_135102_000000522010_00225_03285_9038.N1	16-OCT-2002 13:51:02	Straylight	52.000	157	The1Eri	2.9060	9300.0	104	3285	No
148	GOM_NL__2PRFIN20021016_135327_000000462010_00225_03285_9039.N1	16-OCT-2002 13:53:27	Straylight	46.000	84	Alp Phe	2.3970	4500.0	92	3285	No
149	GOM_NL__2PRFIN20021016_151634_000000472010_00226_03286_9048.N1	16-OCT-2002 15:16:34	Dark	46.500	29	Bet Car	1.6720	10200.	93	3286	No
150	GOM_NL__2PRFIN20021016_151833_000000542010_00226_03286_9049.N1	16-OCT-2002 15:18:33	Dark	54.000	161	Tau Pup	2.9310	4500.0	108	3286	No
151	GOM_NL__2PRFIN20021016_152034_000001772010_00226_03286_9050.N1	16-OCT-2002 15:20:34	Dark	177.00	1	9Alp CMa	-1.4400	11000.	354	3286	No
152	GOM_NL__2PRFIN20021016_152736_000000462010_00226_03286_9051.N1	16-OCT-2002 15:27:36	Dark	46.000	143	Alp Hyi	2.8570	7200.0	92	3286	No
153	GOM_NL__2PRFIN20021016_152903_000000562010_00226_03286_9052.N1	16-OCT-2002 15:29:03	Dark	56.000	9	Alp Eri	0.45300	24000.	112	3286	No
154	GOM_NL__2PRFIN20021016_153138_000000542010_00226_03286_9053.N1	16-OCT-2002 15:31:38	Straylight	54.000	157	The1Eri	2.9060	9300.0	108	3286	No
155	GOM_NL__2PRFIN20021016_153403_000000452010_00226_03286_9054.N1	16-OCT-2002 15:34:03	Straylight	44.500	84	Alp Phe	2.3970	4500.0	89	3286	No
156	GOM_NL__2PRFIN20021016_165710_000000452010_00227_03287_9050.N1	16-OCT-2002 16:57:10	Dark	44.500	29	Bet Car	1.6720	10200.	89	3287	No
157	GOM_NL__2PRFIN20021016_165910_000000552010_00227_03287_9051.N1	16-OCT-2002 16:59:10	Dark	55.000	161	Tau Pup	2.9310	4500.0	110	3287	No
158	GOM_NL__2PRFIN20021016_170114_000002182010_00227_03287_9052.N1	16-OCT-2002 17:01:14	Dark	217.50	1	9Alp CMa	-1.4400	11000.	435	3287	No
159	GOM_NL__2PRFIN20021016_170812_000000462010_00227_03287_9053.N1	16-OCT-2002 17:08:12	Dark	45.500	143	Alp Hyi	2.8570	7200.0	91	3287	No
160	GOM_NL__2PRFIN20021016_170939_000000552010_00227_03287_9054.N1	16-OCT-2002 17:09:39	Dark	54.500	9	Alp Eri	0.45300	24000.	109	3287	No

161	GOM_NL__2PRFIN20021016_171214_000000572010_00227_03287_9055.N1	16-OCT-2002 17:12:14	Straylight	56.500	157	The1Eri	2.9060	9300.0	113	3287	No
162	GOM_NL__2PRFIN20021016_171439_000000492010_00227_03287_9056.N1	16-OCT-2002 17:14:39	Straylight	49.000	84	Alp Phe	2.3970	4500.0	98	3287	No
163	GOM_NL__2PRFIN20021016_183746_000000482010_00228_03288_9047.N1	16-OCT-2002 18:37:46	Dark	47.500	29	Bet Car	1.6720	10200.	95	3288	No
164	GOM_NL__2PRFIN20021016_183947_000000542010_00228_03288_9048.N1	16-OCT-2002 18:39:47	Dark	53.500	161	Tau Pup	2.9310	4500.0	107	3288	No
165	GOM_NL__2PRFIN20021016_184153_000002142010_00228_03288_9049.N1	16-OCT-2002 18:41:53	Dark	214.00	1	9Alp CMa	-1.4400	11000.	428	3288	No
166	GOM_NL__2PRFIN20021016_184849_000000452010_00228_03288_9050.N1	16-OCT-2002 18:48:49	Dark	45.000	143	Alp Hyi	2.8570	7200.0	90	3288	No
167	GOM_NL__2PRFIN20021016_185015_000000472010_00228_03288_9051.N1	16-OCT-2002 18:50:15	Dark	47.000	9	Alp Eri	0.45300	24000.	94	3288	No
168	GOM_NL__2PRFIN20021016_185251_000000552010_00228_03288_9052.N1	16-OCT-2002 18:52:51	Straylight	55.000	157	The1Eri	2.9060	9300.0	110	3288	No
169	GOM_NL__2PRFIN20021016_185515_000000492010_00228_03288_9053.N1	16-OCT-2002 18:55:15	Straylight	48.500	84	Alp Phe	2.3970	4500.0	97	3288	No
170	GOM_NL__2PRFIN20021016_201822_000000442010_00229_03289_9047.N1	16-OCT-2002 20:18:22	Dark	44.000	29	Bet Car	1.6720	10200.	88	3289	No
171	GOM_NL__2PRFIN20021016_202024_000000542010_00229_03289_9048.N1	16-OCT-2002 20:20:24	Dark	54.000	161	Tau Pup	2.9310	4500.0	108	3289	No
172	GOM_NL__2PRFIN20021016_202232_000002152010_00229_03289_9049.N1	16-OCT-2002 20:22:32	Dark	214.50	1	9Alp CMa	-1.4400	11000.	429	3289	No
173	GOM_NL__2PRFIN20021016_202925_000000452010_00229_03289_9050.N1	16-OCT-2002 20:29:25	Dark	45.000	143	Alp Hyi	2.8570	7200.0	90	3289	No
174	GOM_NL__2PRFIN20021016_203052_000000582010_00229_03289_9051.N1	16-OCT-2002 20:30:52	Dark	58.000	9	Alp Eri	0.45300	24000.	116	3289	No
175	GOM_NL__2PRFIN20021016_203328_000000542010_00229_03289_9052.N1	16-OCT-2002 20:33:28	Straylight	53.500	157	The1Eri	2.9060	9300.0	107	3289	No
176	GOM_NL__2PRFIN20021016_203552_000000492010_00229_03289_9053.N1	16-OCT-2002 20:35:52	Straylight	49.000	84	Alp Phe	2.3970	4500.0	98	3289	No
177	GOM_NL__2PRFIN20021016_233846_000000572010_00231_03291_2558.N1	16-OCT-2002 23:38:46	Dark	57.000	41	Eps Car	1.8600	4100.0	114	3291	No
178	GOM_NL__2PRFIN20021016_234039_000000802010_00231_03291_2559.N1	16-OCT-2002 23:40:39	Dark	79.500	23	21Eps CMa	1.5020	26000.	159	3291	No
179	GOM_NL__2PRFIN20021016_234351_000002152010_00231_03291_2560.N1	16-OCT-2002 23:43:51	Dark	214.50	1	9Alp CMa	-1.4400	11000.	429	3291	No
180	GOM_NL__2PRFIN20021016_234803_000002162010_00231_03291_2561.N1	16-OCT-2002 23:48:03	Dark	215.50	47	2Bet CMa	1.9760	28000.	431	3291	No
181	GOM_NL__2PRFIN20021016_235440_000000552010_00231_03291_2562.N1	16-OCT-2002 23:54:40	Straylight	54.500	157	The1Eri	2.9060	9300.0	109	3291	No
182	GOM_NL__2PRFIN20021016_235704_000000452010_00231_03291_2563.N1	16-OCT-2002 23:57:04	Straylight	44.500	84	Alp Phe	2.3970	4500.0	89	3291	No

### 3. Quality information per product

In this section it is plotted some information contained in the Quality Summary data set of the level 2 products. Only products in dark limb conditions and without errors (error flag in the MPH set to "0") are used.

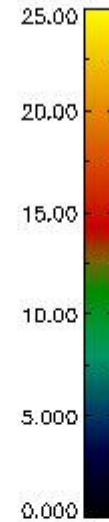
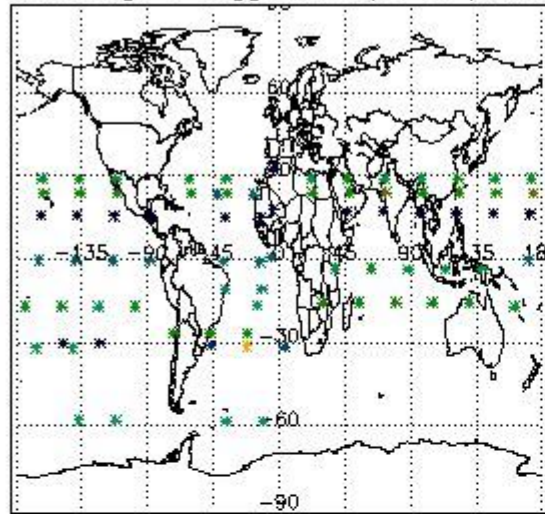
#### 3.1 Plot quality information per product (time dependant)



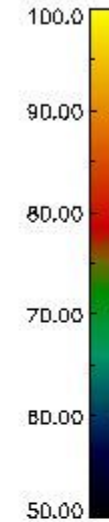
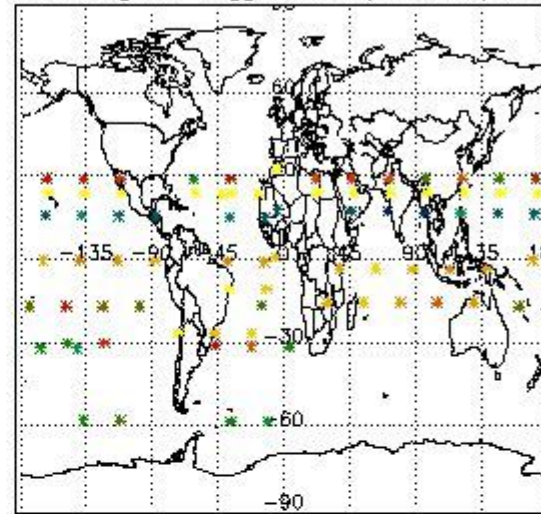
3.2 Plot quality information per product (world map)



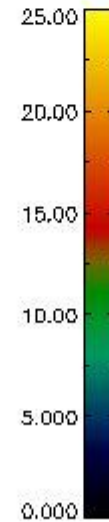
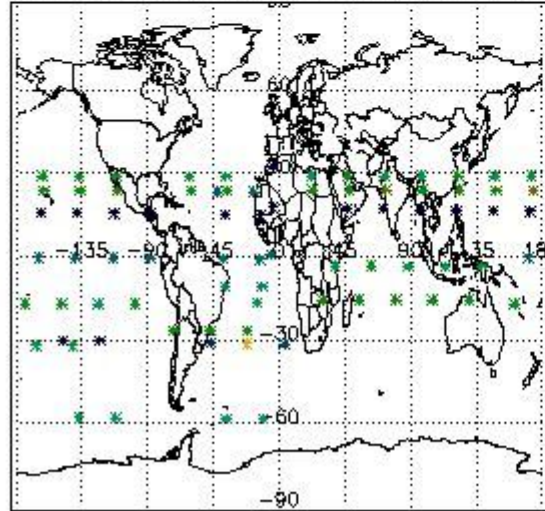
Percentage of flagged data per O3 profile



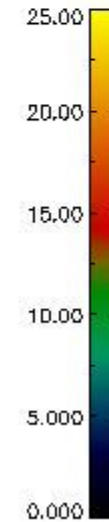
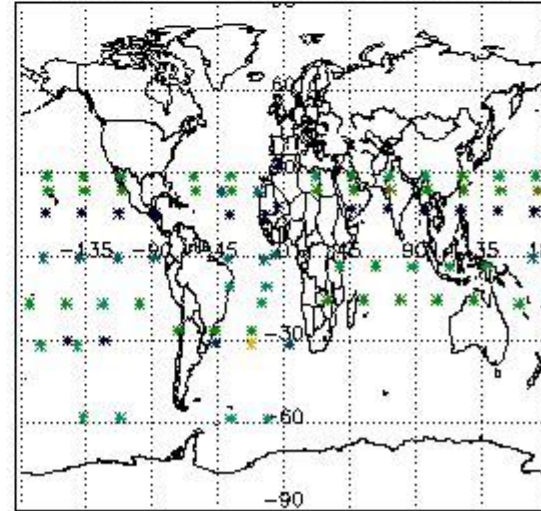
Percentage of flagged data per H2O profile



Percentage of flagged data per NO2 profile



Percentage of flagged data per NO3 profile

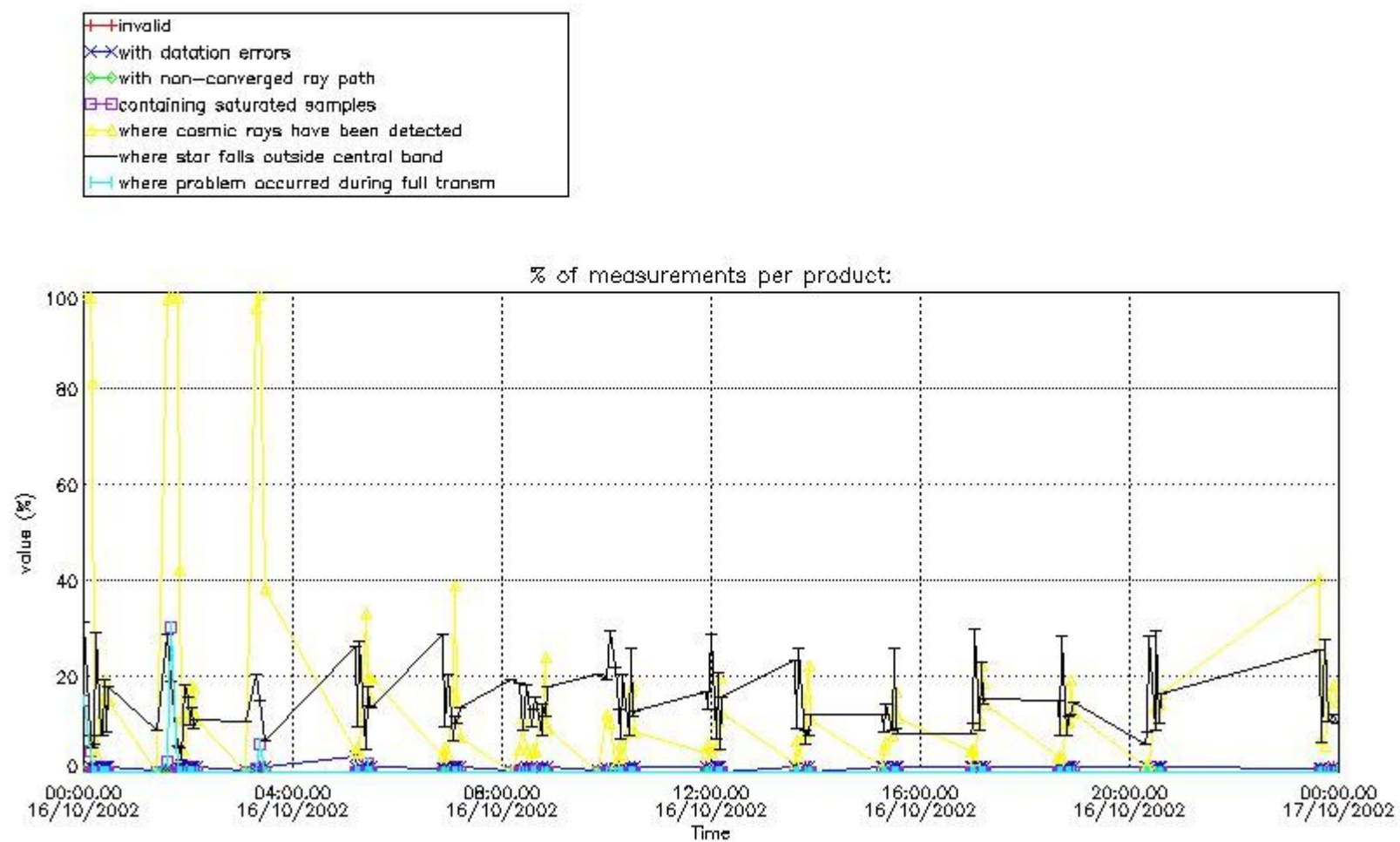


#### 4. Level 1 quality information per product

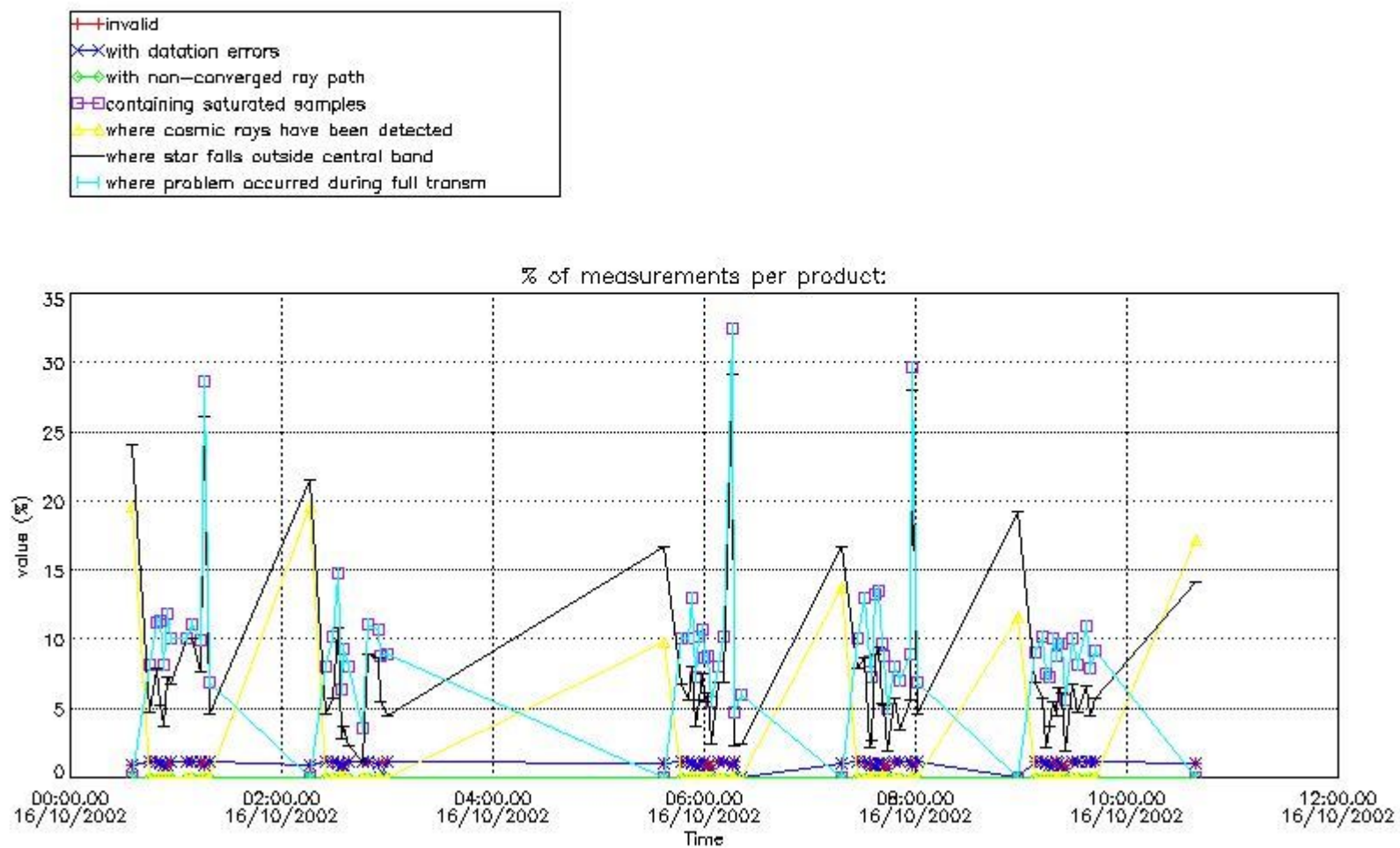
In this section it is plotted some information contained in the Quality Summary data set of the level 2 products that comes from the level 1b processing. Products without errors (error flag in the MPH set to "0") are used.

##### 4.1 Plot quality information per product (time dependant) coming from level 1b processing

###### 4.1.1 Plot level 1 quality information per product (time dependant): ENVISAT ASCENDING passes



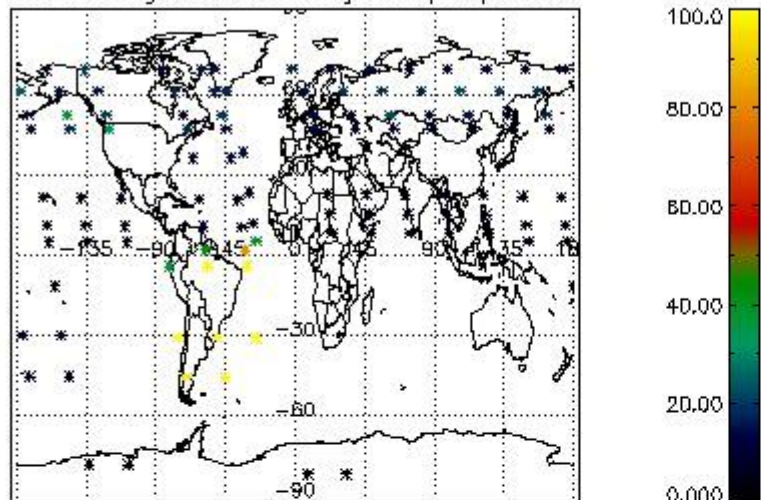
4.1.2 Plot level 1 quality information per product (time dependant): ENVI SAT DESCENDING passes



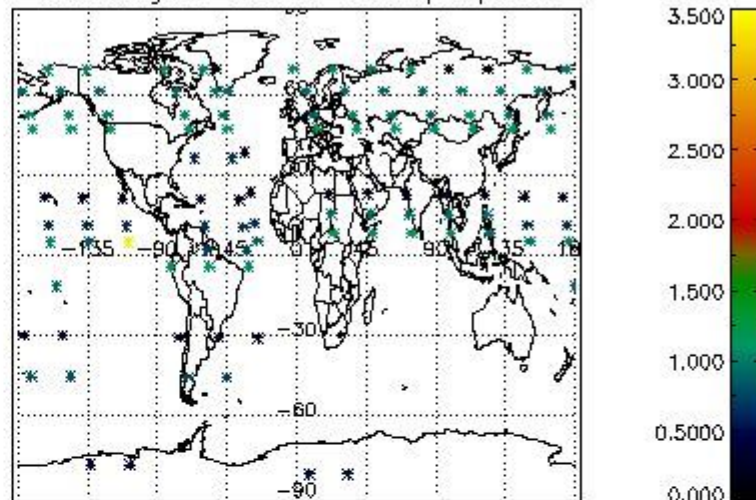
4.2 Plot quality information per product coming from level 1b processing (world map)

4.2.1 Plot level 1 quality information per product (world map): ENVISAT ASCENDING passes

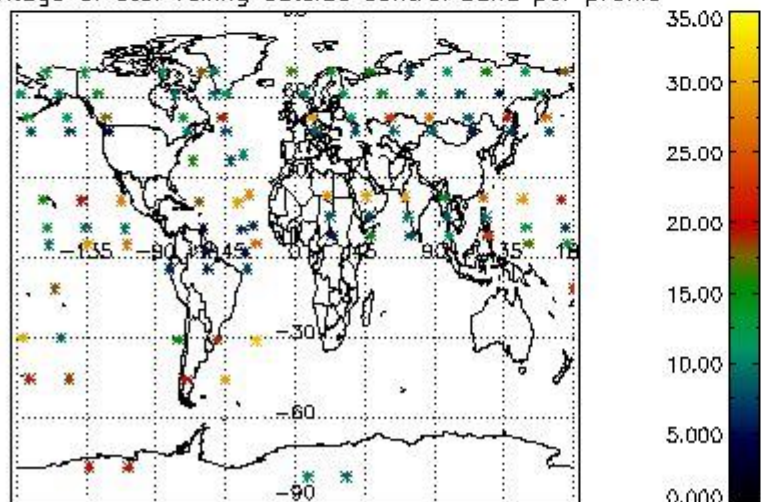
Percentage of cosmic ray hits per profile



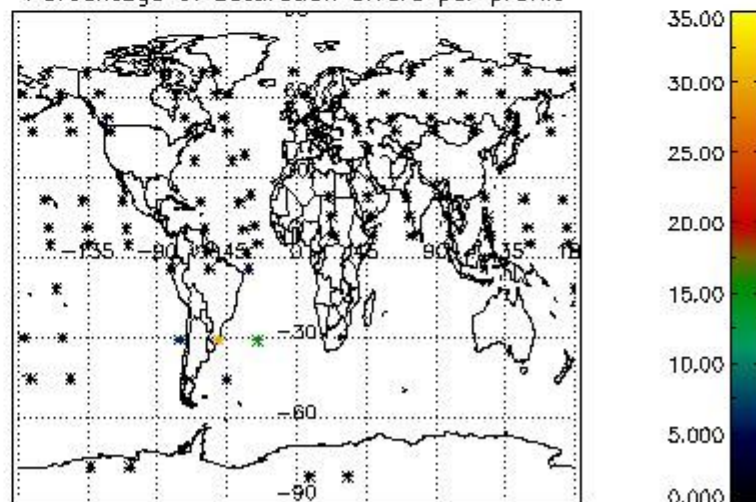
Percentage of datation errors per profile



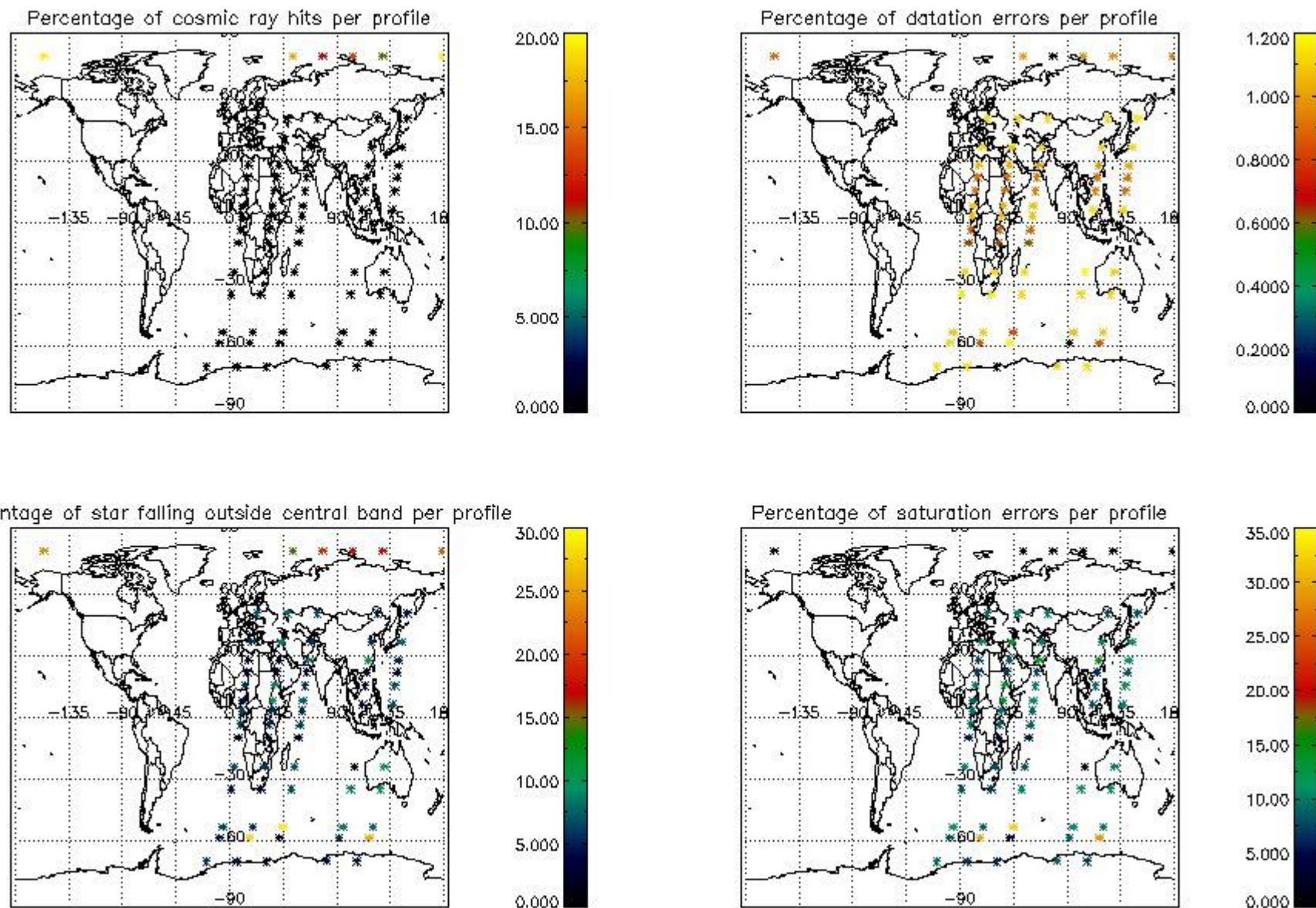
Percentage of star falling outside central band per profile



Percentage of saturation errors per profile



4.2.2 Plot level 1 quality information per product (world map): ENVISAT DESCENDING passes



## 5. Trace gas profiles

### 5.1 Ozone statistics based on quality of products

The final quality of the products can be "measured" using the STD (Standard Deviation) attached to every point profile. This information is written to the parameter GOM\_NL\_\_2P/NL\_LOCAL\_SPECIES\_DENSITY/o3\_std of the level 2 products. The table below shows the statistics for given STD ranges.

The statistics are given with respect to the overall valid production:

- Products without fatal errors: GOM\_NL\_\_2P/MPH/PRODUCT\_ERR=0
- Valid point profile: GOM\_NL\_\_2P/NL\_LOCAL\_SPECIES\_DENSITY/pcd(0)=0

The 'Criteria' is applied to valid points of dark limb products:

- Products in dark limb illumination condition: GOM\_NL\_\_2P/NL\_SUMMARY\_QUALITY/obs\_ill\_cond=0
- Products without fatal errors: GOM\_NL\_\_2P/MPH/PRODUCT\_ERR=0
- Valid point profile: GOM\_NL\_\_2P/NL\_LOCAL\_SPECIES\_DENSITY/pcd(0)=0

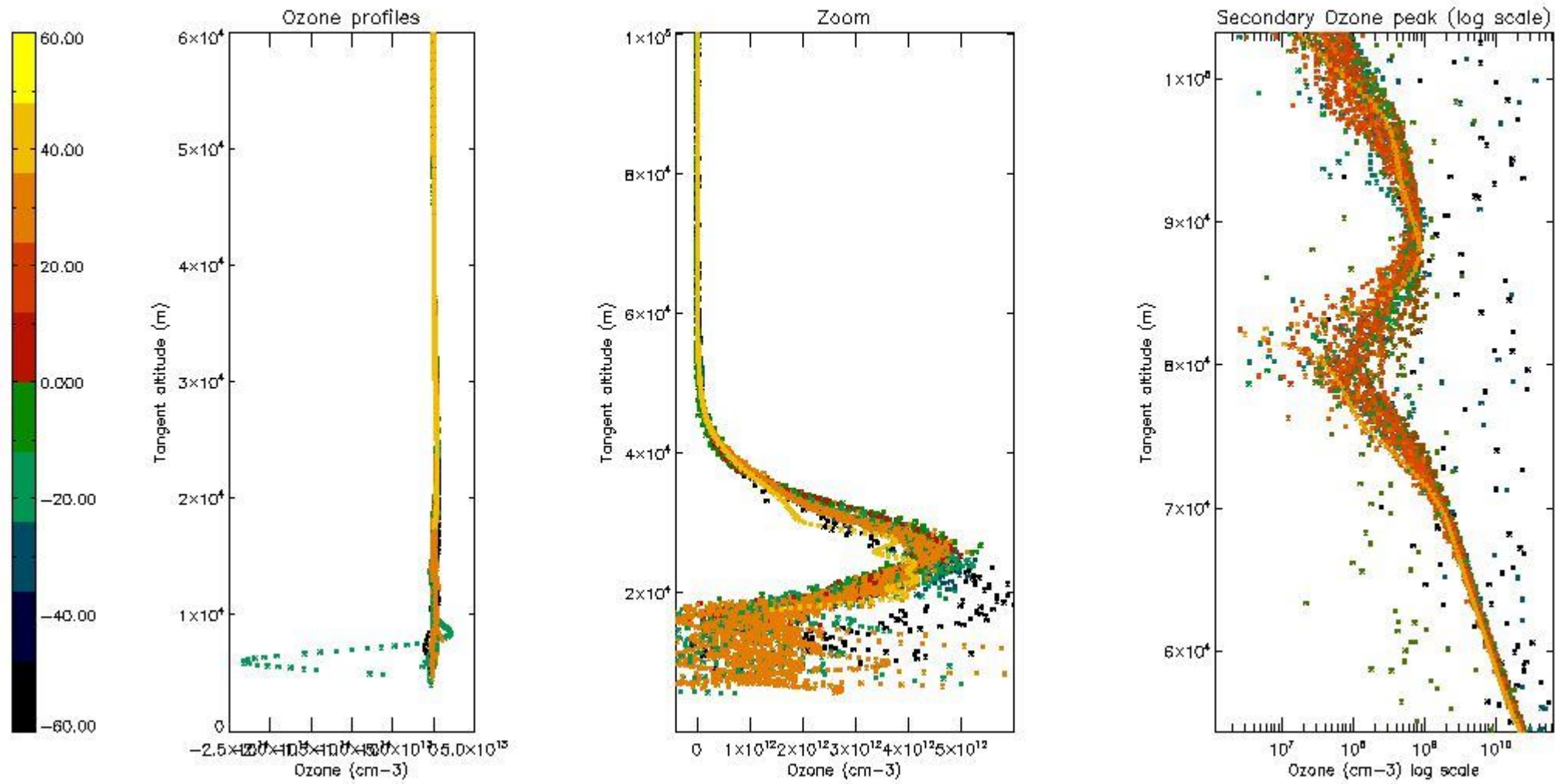
So, the table below shows the percentage of dark limb and valid observations for each criteria with respect to the overall valid daily observations.

Criteria	% of total production
All STD	59
STD < 20	36

STD < 10	33
STD < 5	27

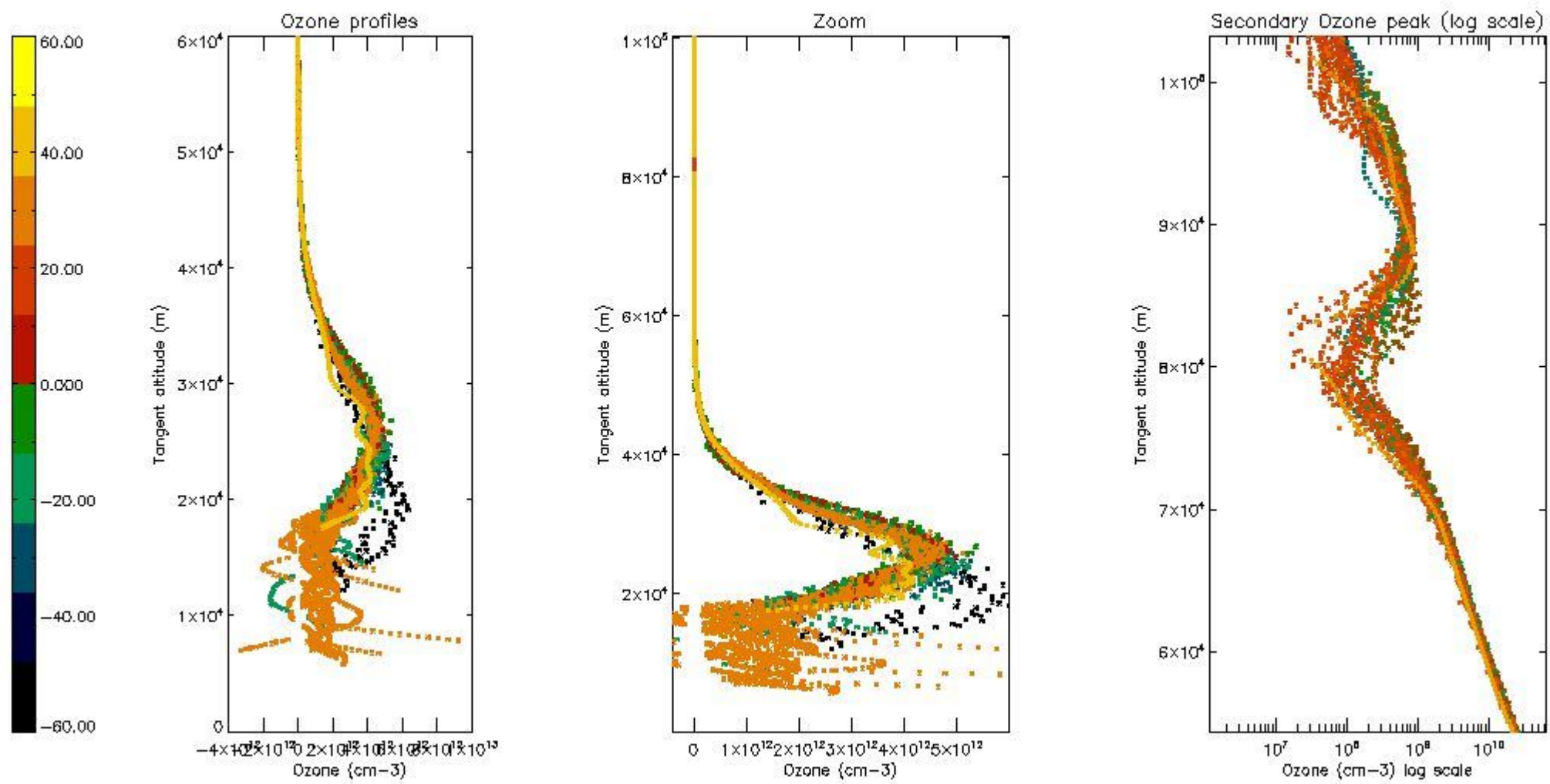
5.2 Plot ozone profiles for all STD (dark without errors)

The colorbar represents the latitude.



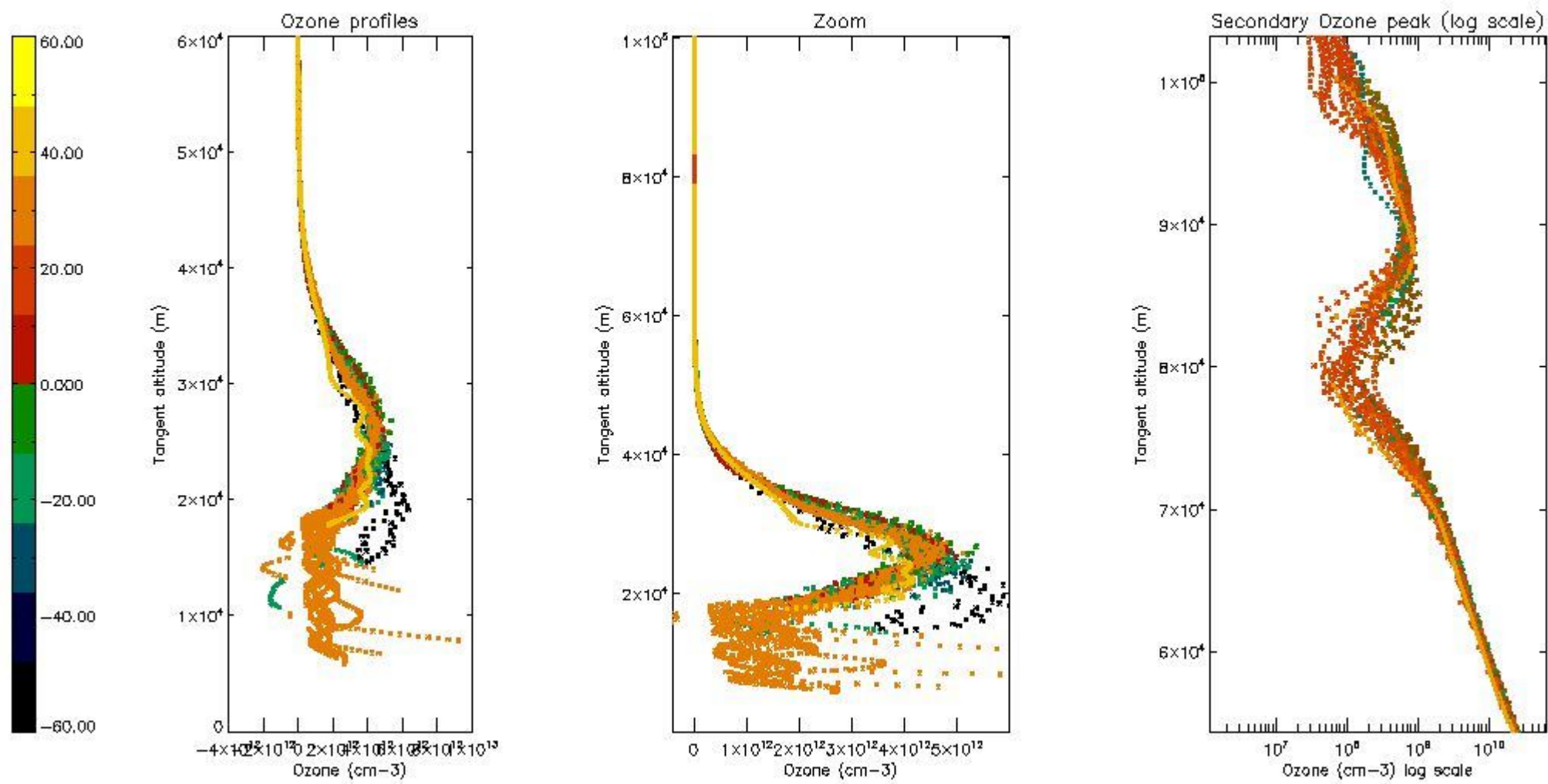
5.3 Plot ozone profiles where STD < 20% (dark without errors)

The colorbar represents the latitude.



*5.4 Plot ozone profiles where STD < 10% (dark without errors)*

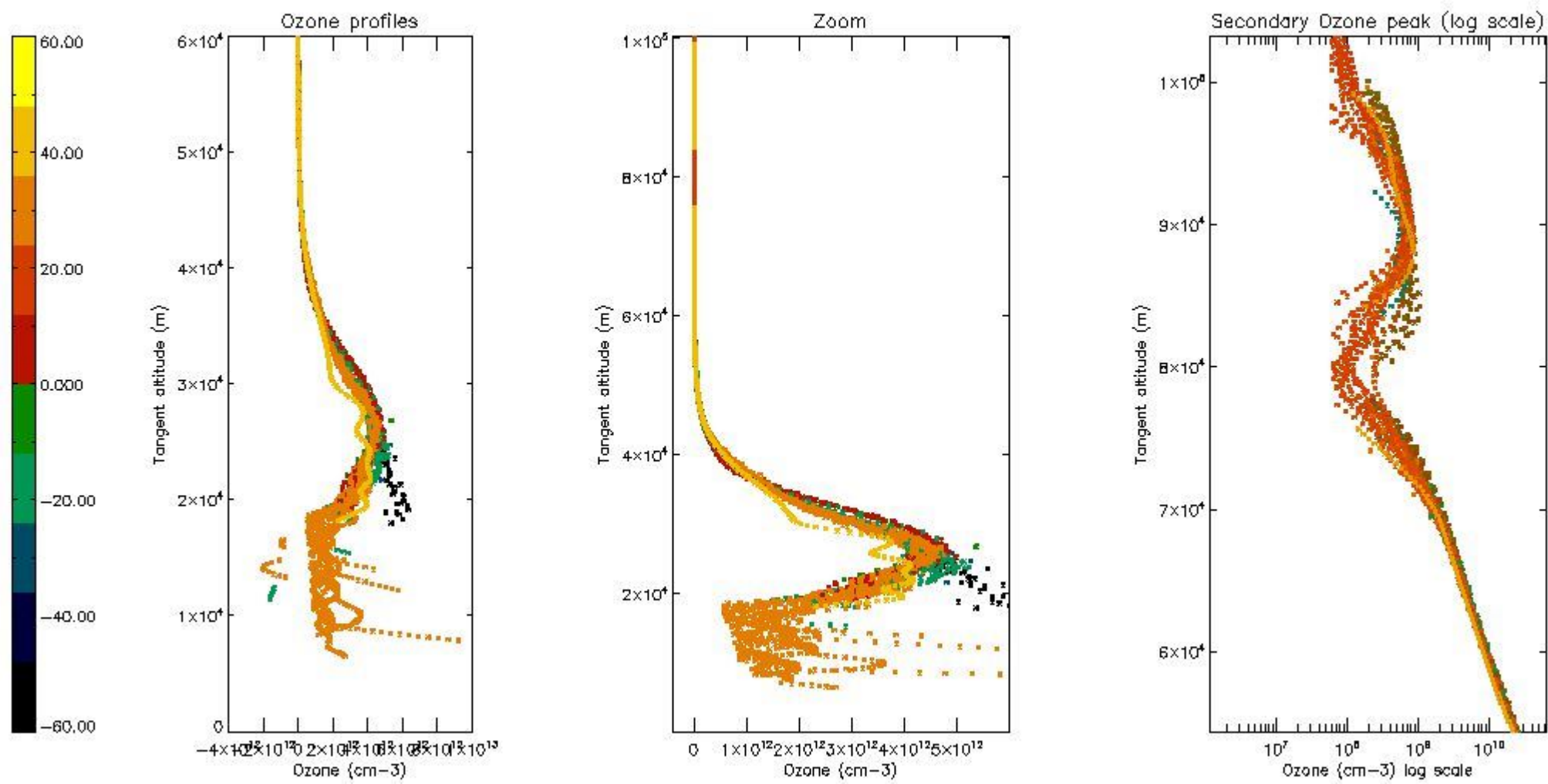
The colorbar represents the latitude.



*5.5 Plot ozone profiles where  $STD < 5\%$  (dark without errors)*

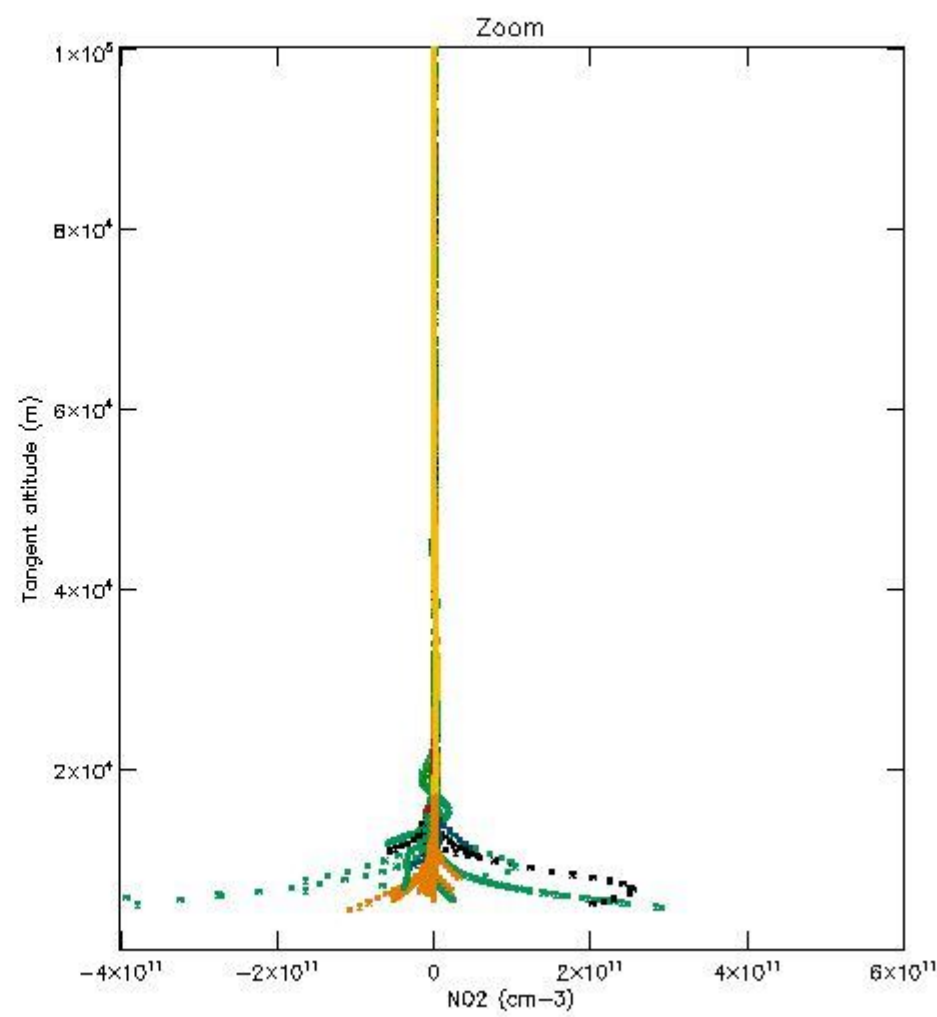
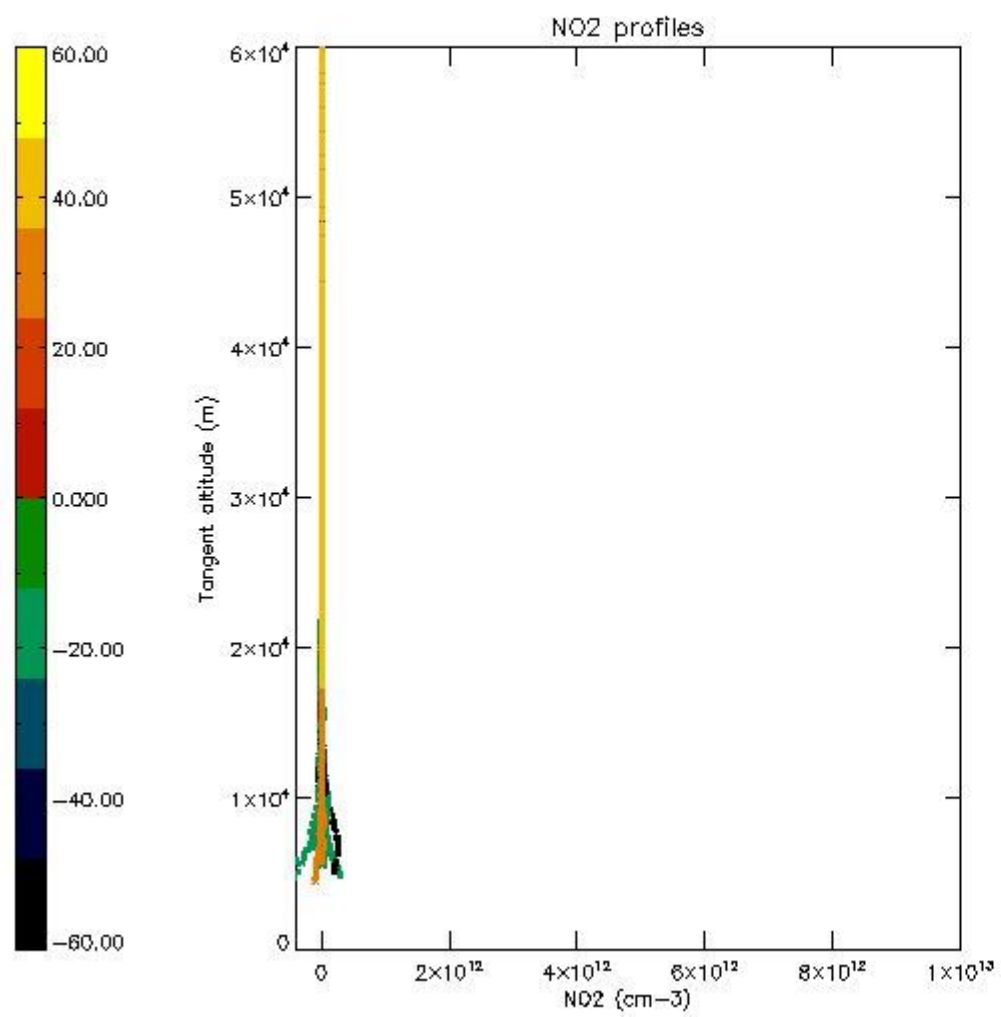
The colorbar represents the latitude.





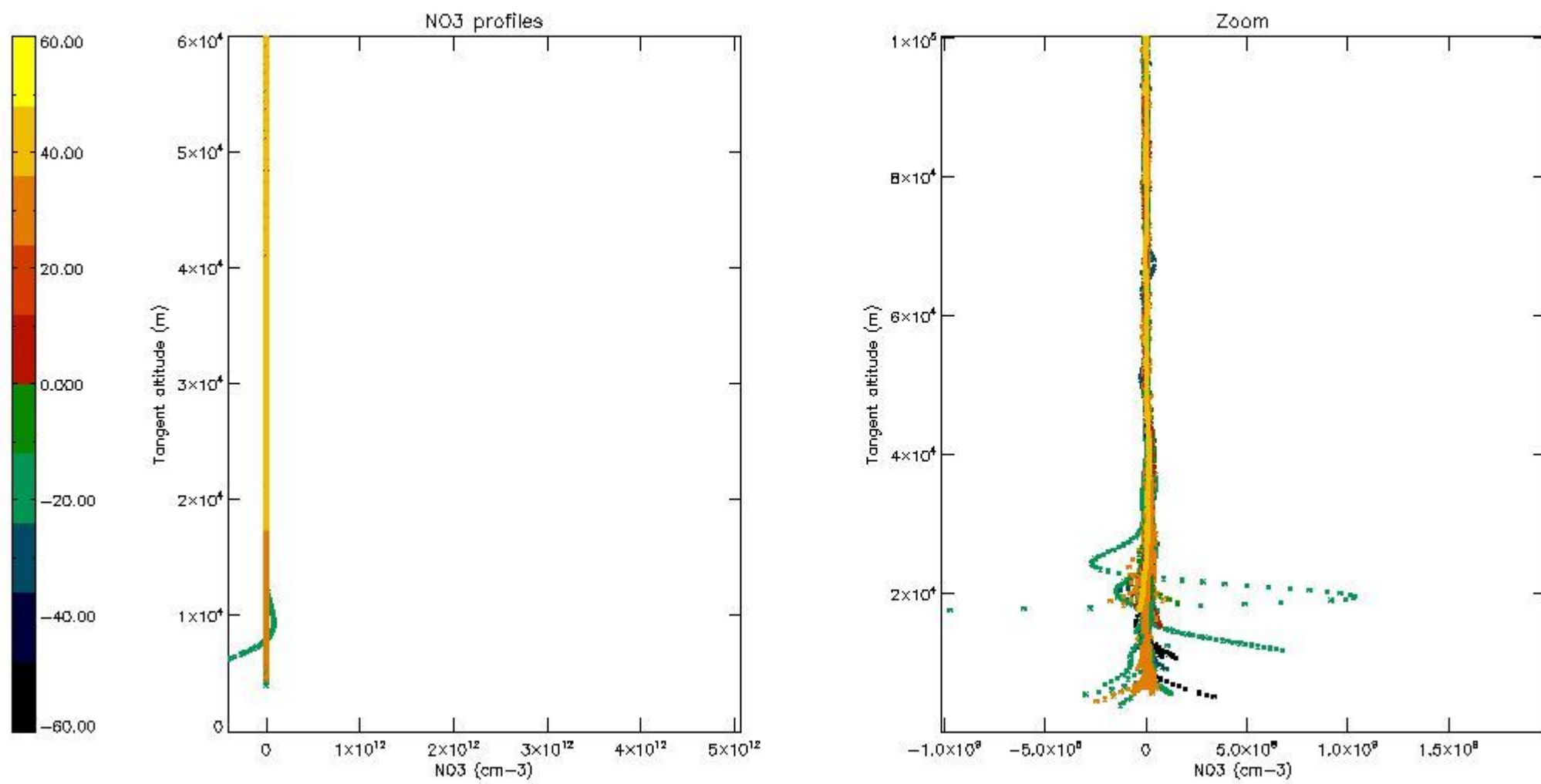
*5.6 Plot NO<sub>2</sub> profiles for all STD (dark without errors)*

The colorbar represents the latitude.



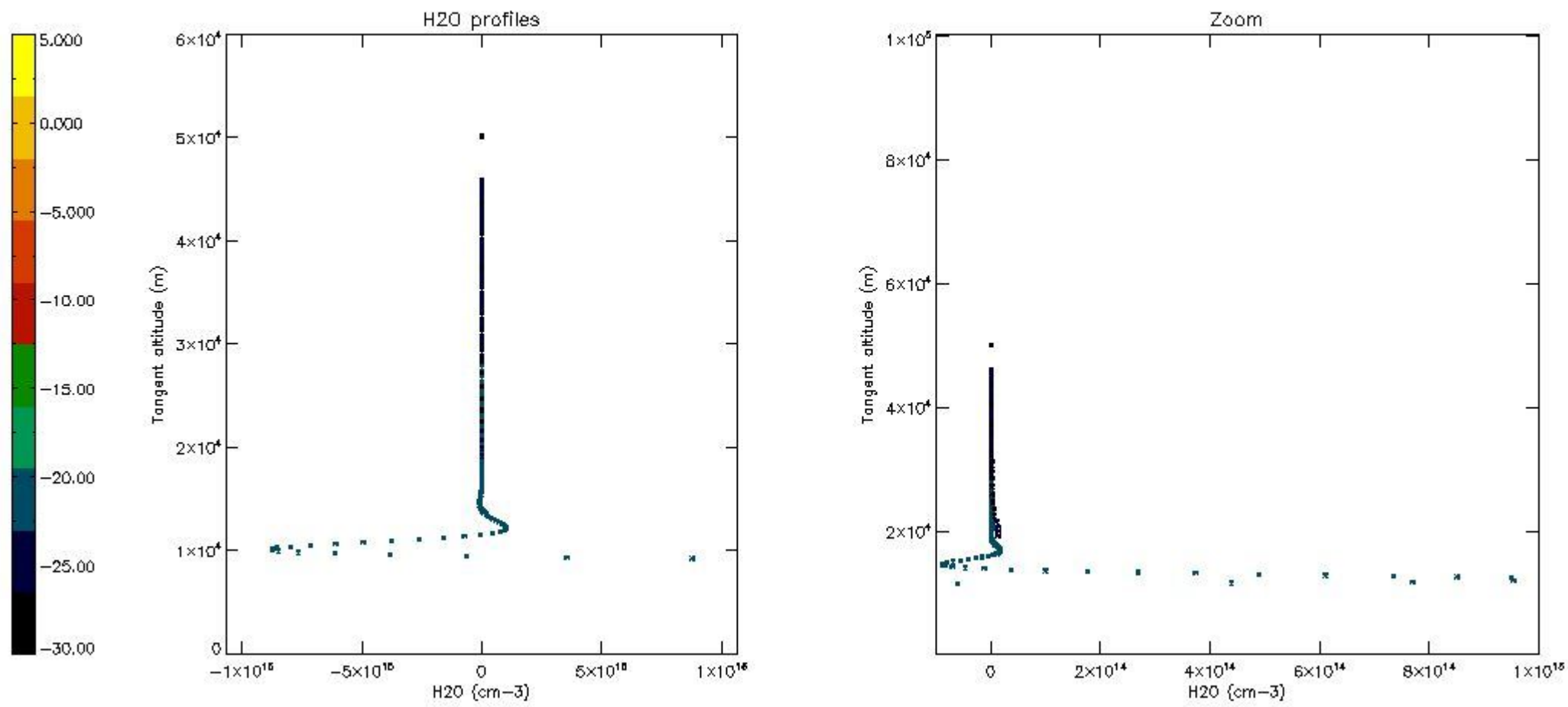
*5.7 Plot NO3 profiles for all STD (dark without errors)*

The colorbar represents the latitude.



*5.8 Plot H2O profiles for all STD (only for occultations of stars 1,2,3,4,13,14,16,26,63 dark without errors)*

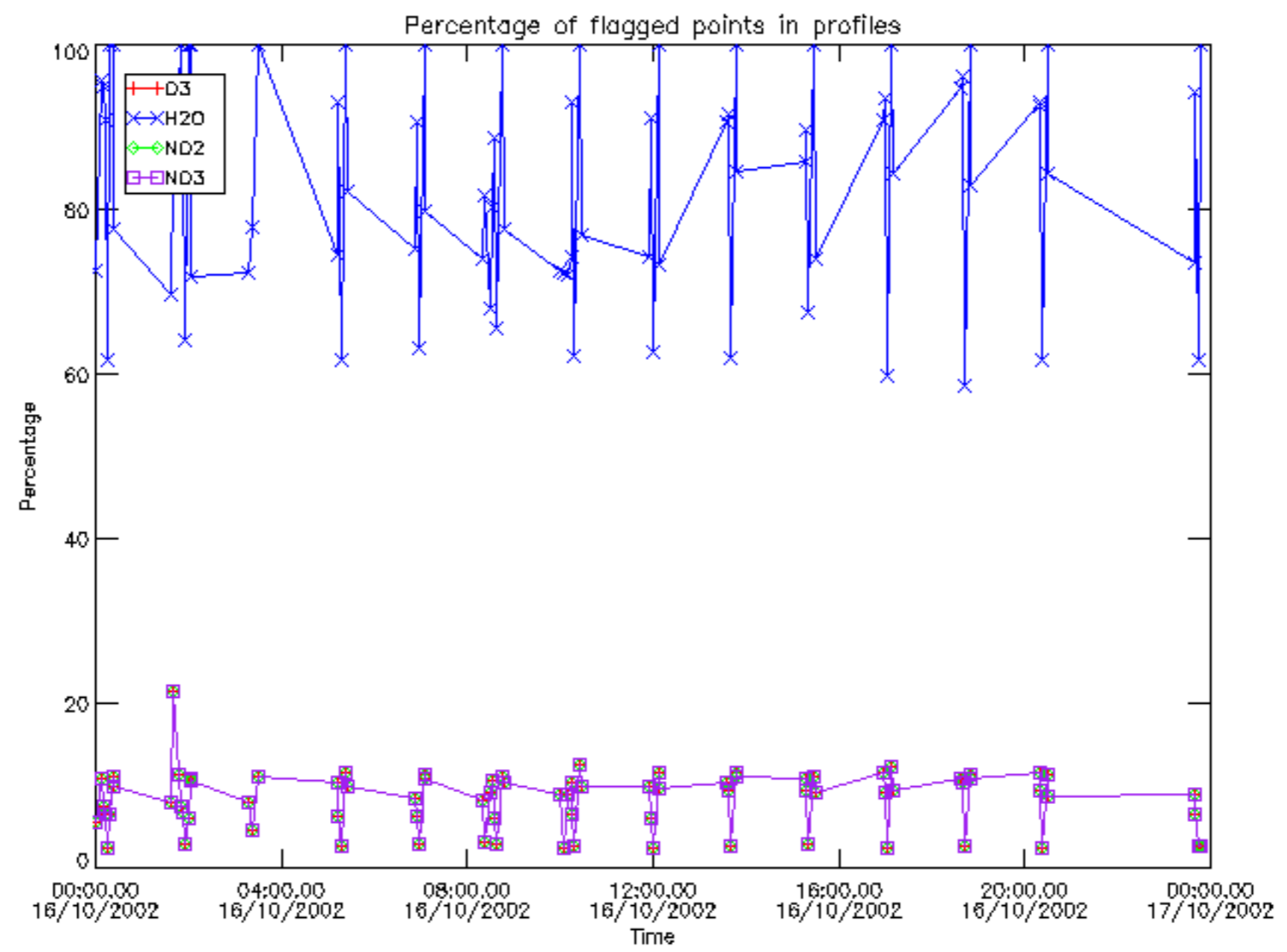
The colorbar represents the latitude.



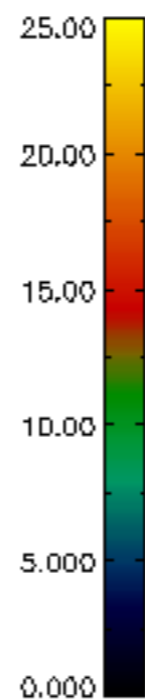
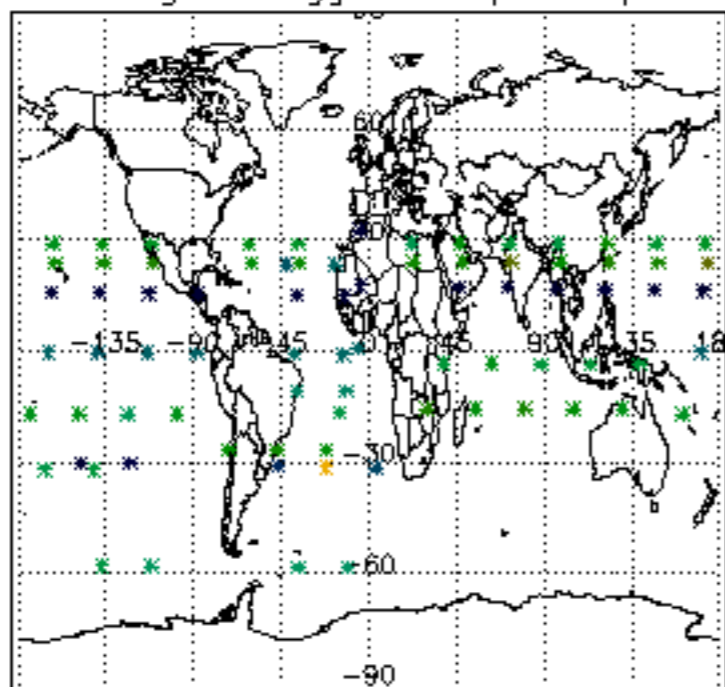
## 6. Auxiliary Data Files used for the production reported in section 2

The number reported in the third column indicates since which file (see list in section 2) the corresponding auxiliary file has been used. The fourth column is the date of those product files.

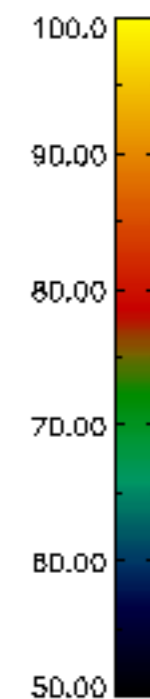
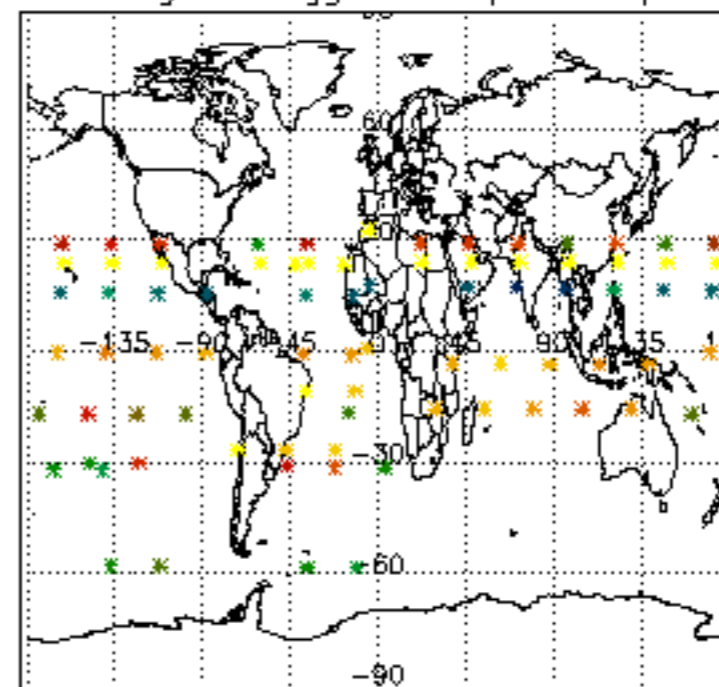
Type	Auxiliary Filename	Used since product	Used since product date
INST_PHYS_CHARACTERISTICS	GOM_INS_AXNIEC20050627_150440_20020301_000000_20100101_000000	1	16-OCT-2002 00:00:12
LEVEL-2_PROC_CONFIG	GOM_PR2_AXVIEC20091111_152718_20020301_000000_20500101_000000	1	16-OCT-2002 00:00:12
CROSS_SECTIONS_FILE	GOM_CRS_AXVIEC20091111_154832_20020301_000000_20500101_000000	1	16-OCT-2002 00:00:12



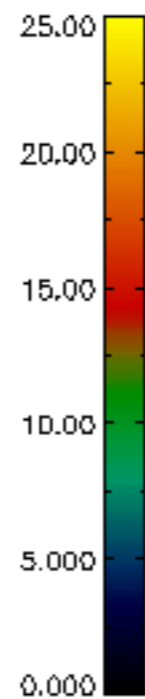
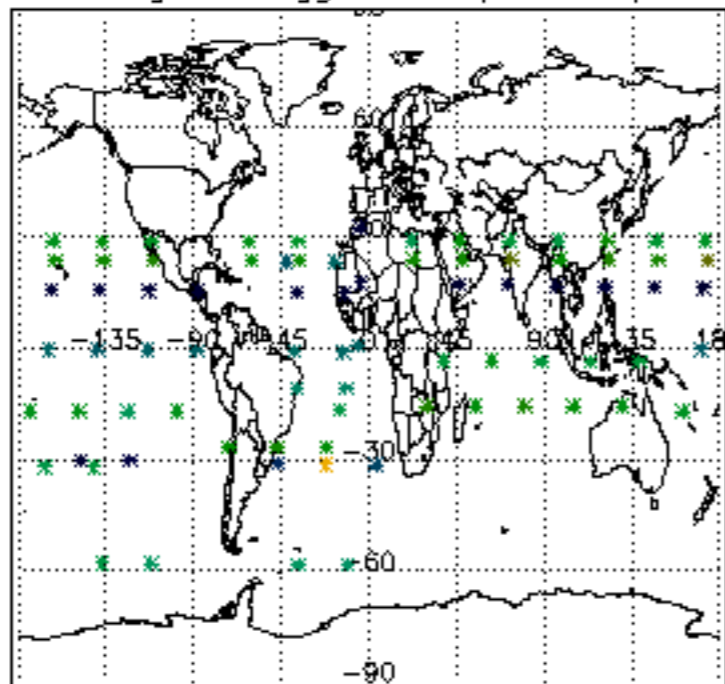
Percentage of flagged data per D3 profile



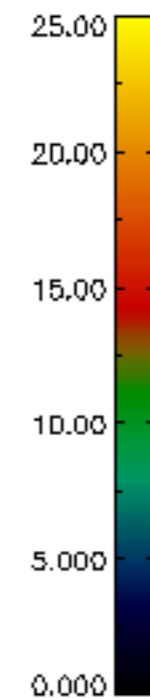
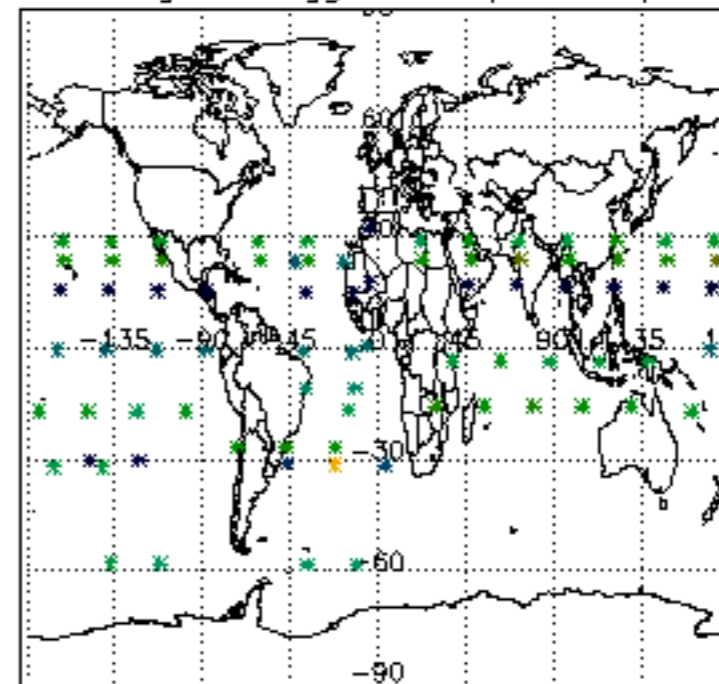
Percentage of flagged data per H2O profile

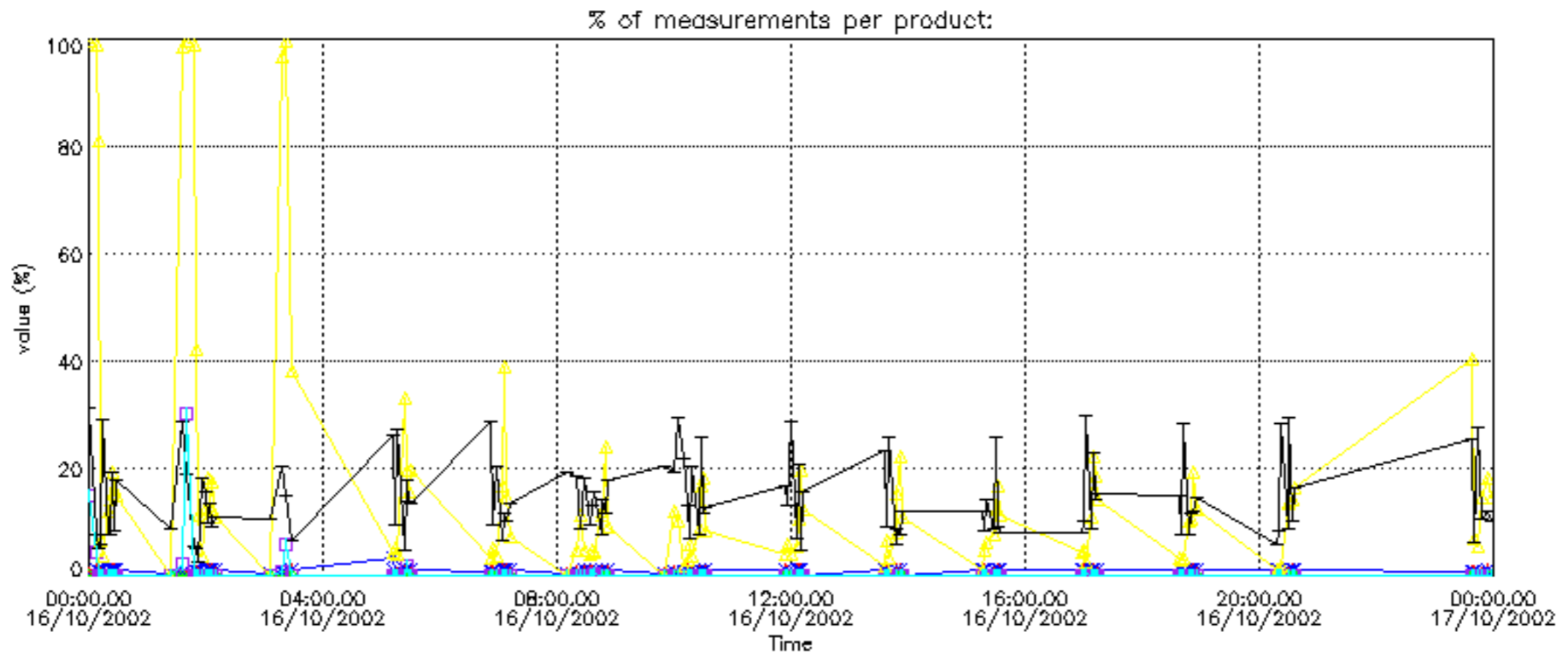
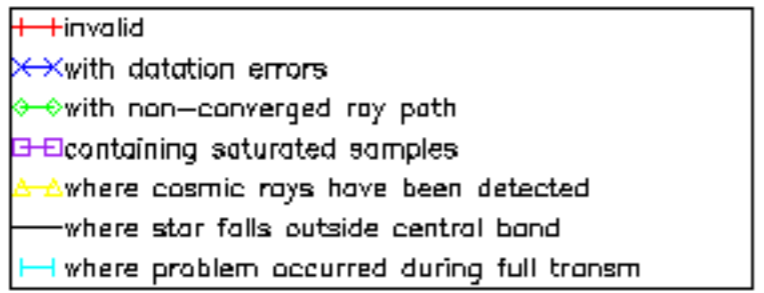


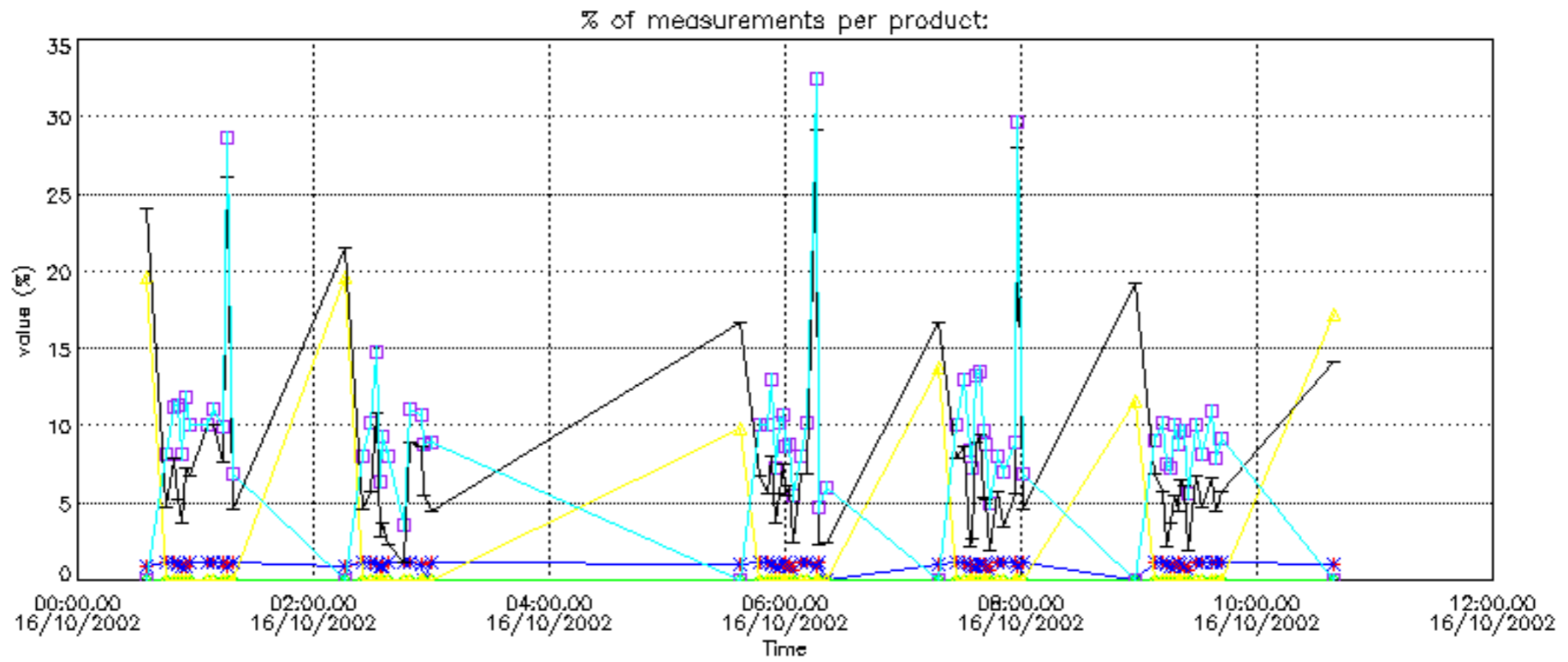
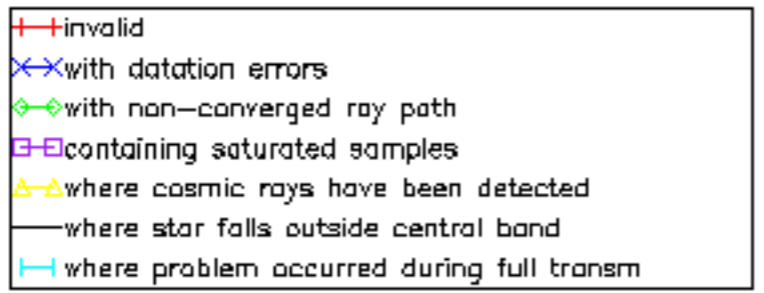
Percentage of flagged data per NO2 profile



Percentage of flagged data per NO3 profile

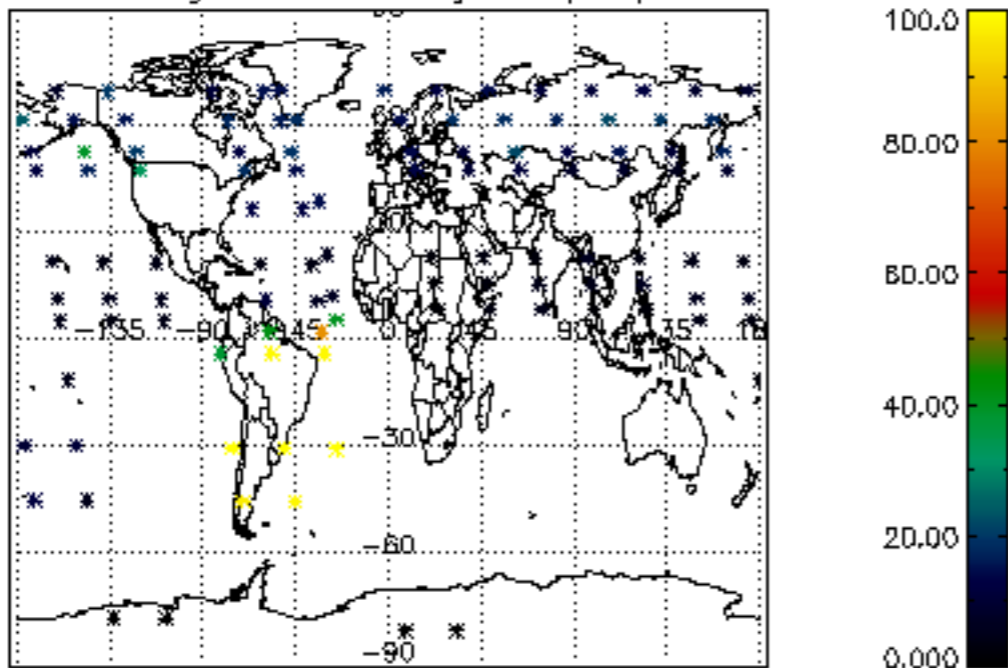




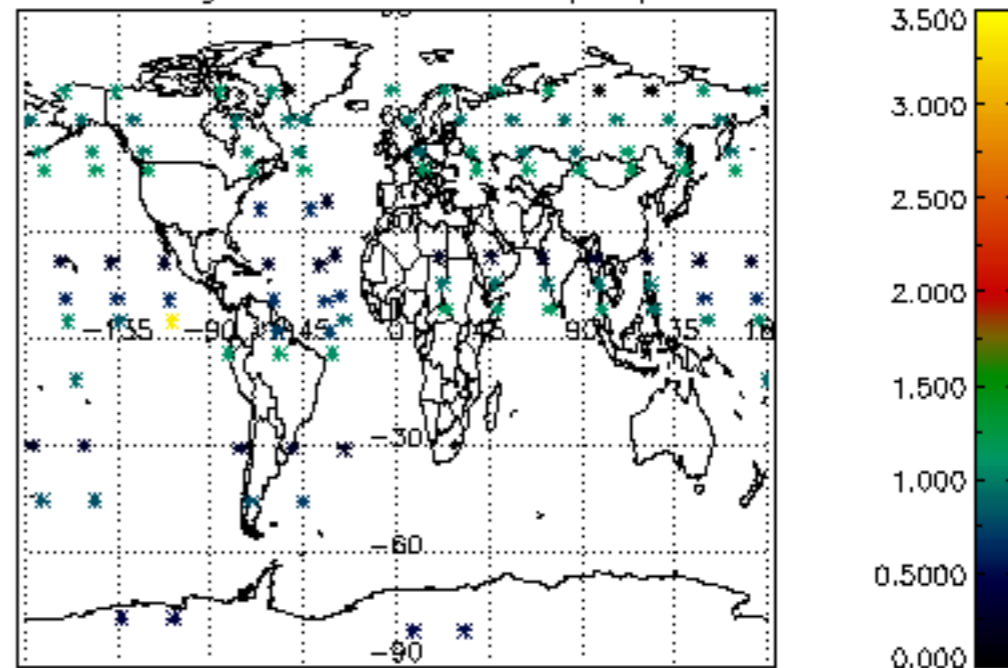




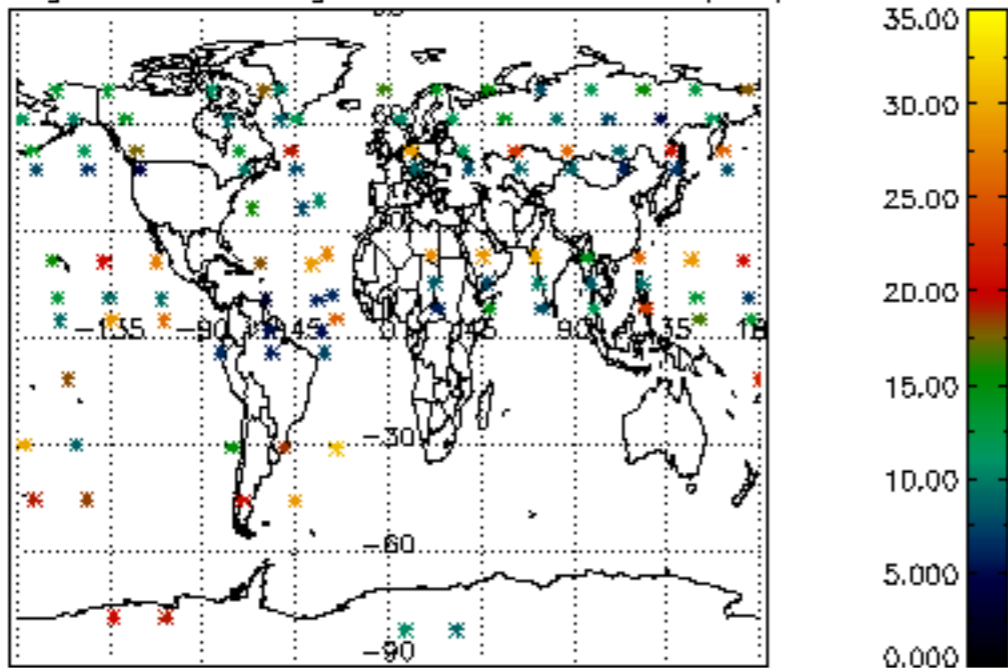
Percentage of cosmic ray hits per profile



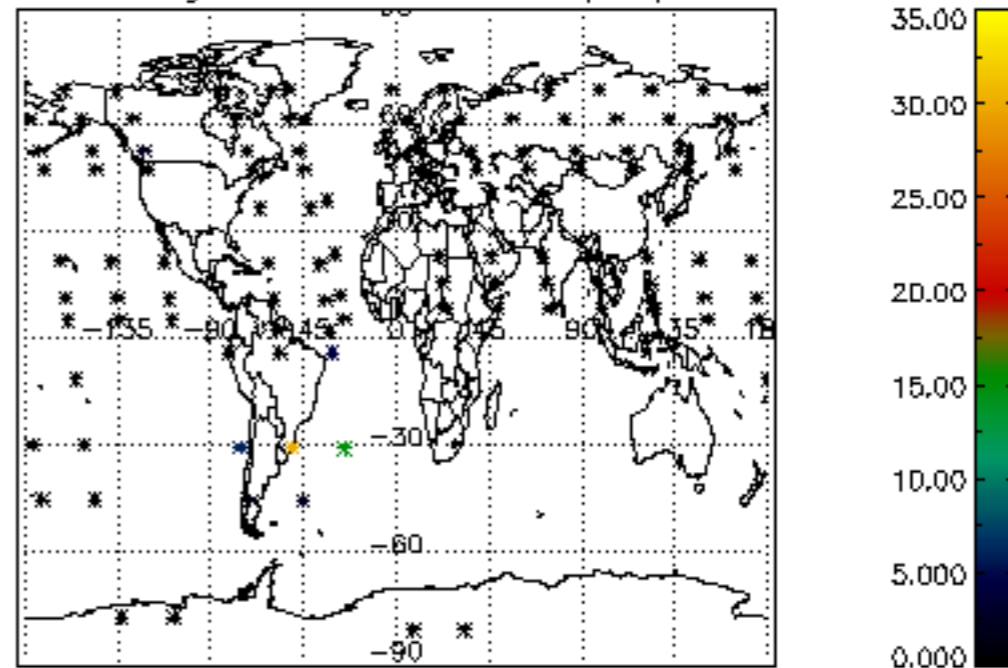
Percentage of datation errors per profile



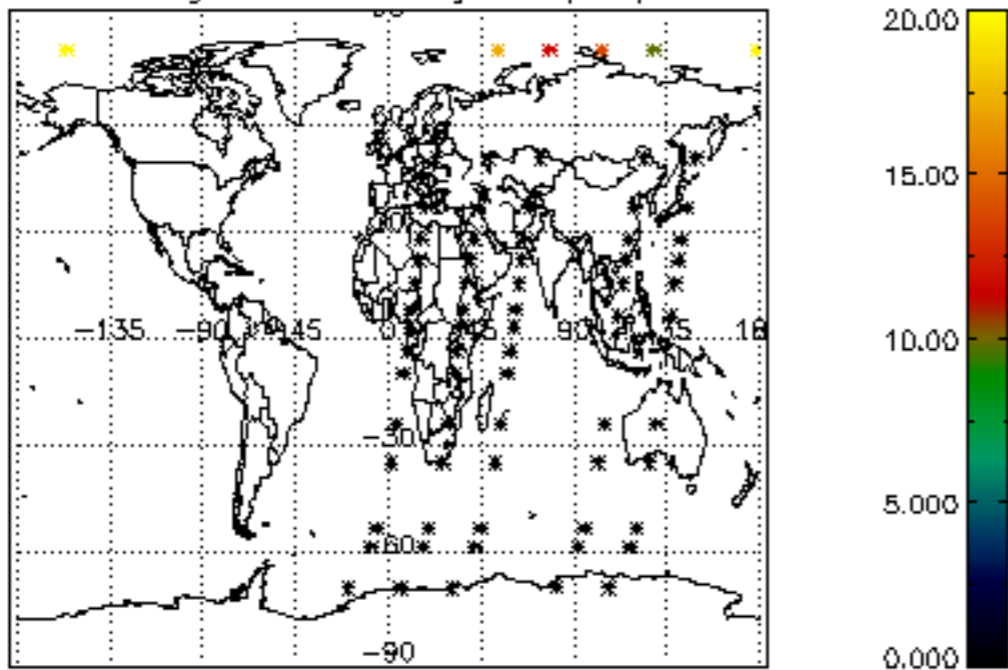
Percentage of star falling outside central band per profile



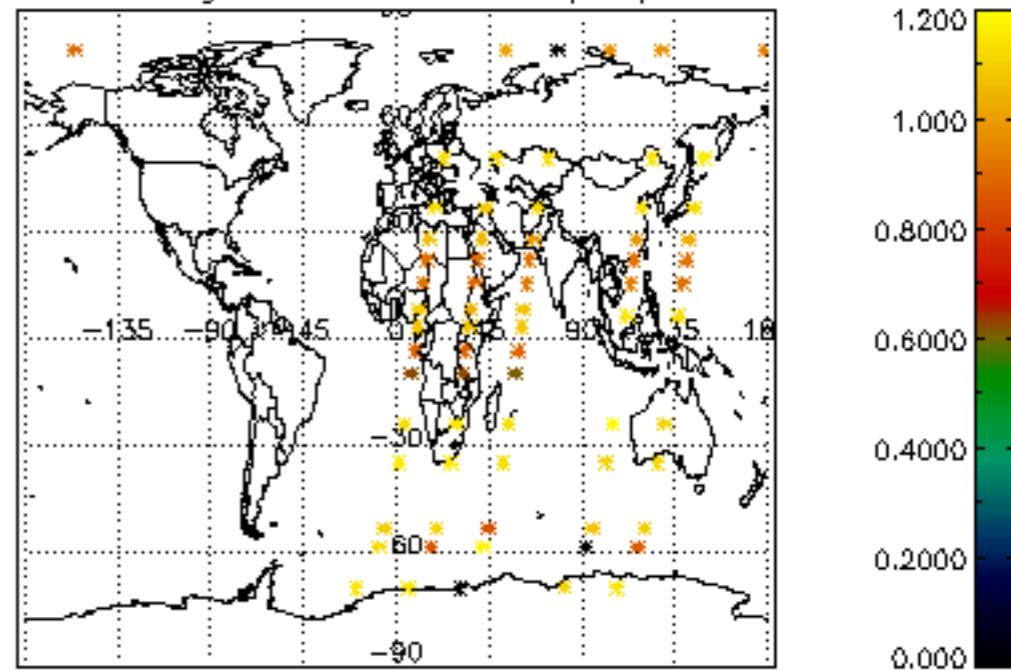
Percentage of saturation errors per profile



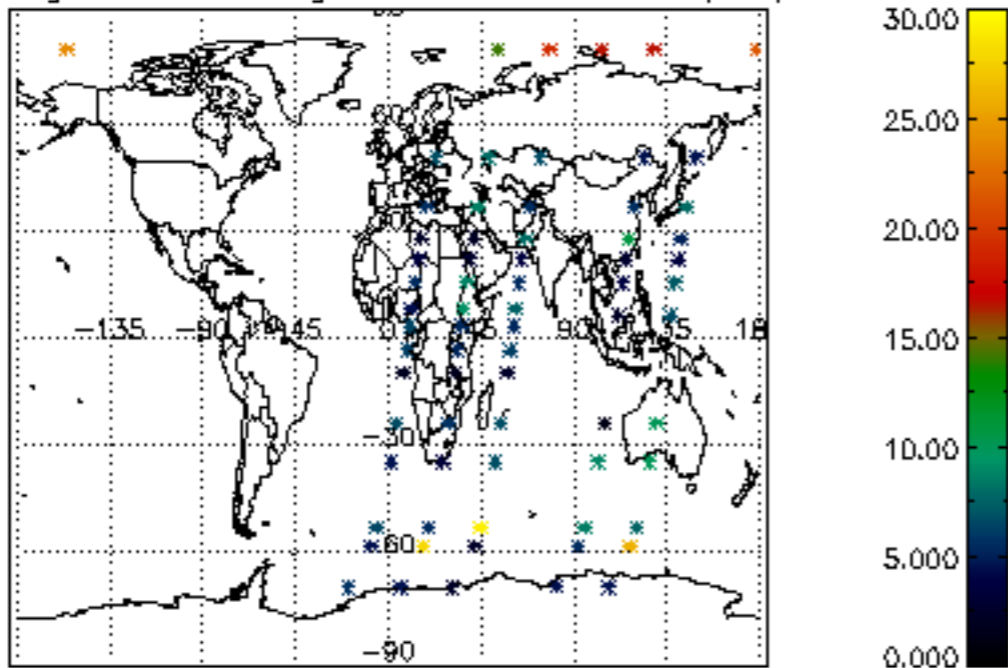
Percentage of cosmic ray hits per profile



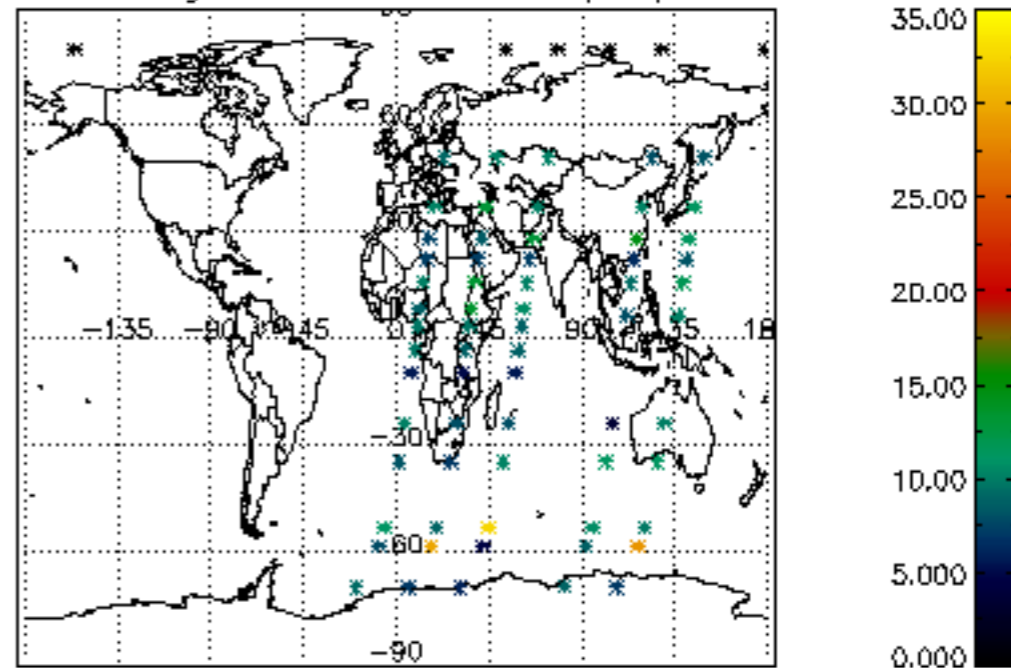
Percentage of datation errors per profile

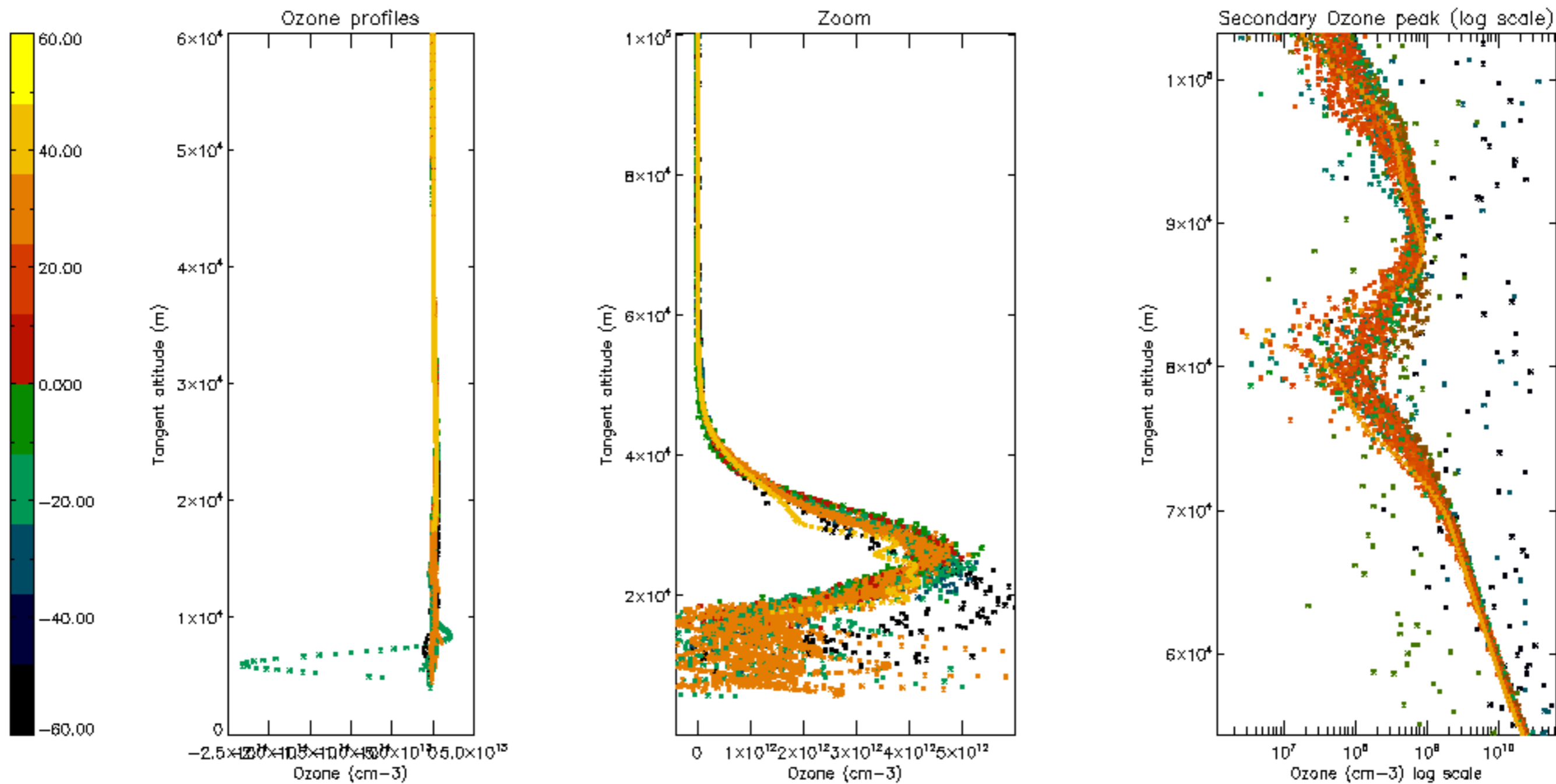


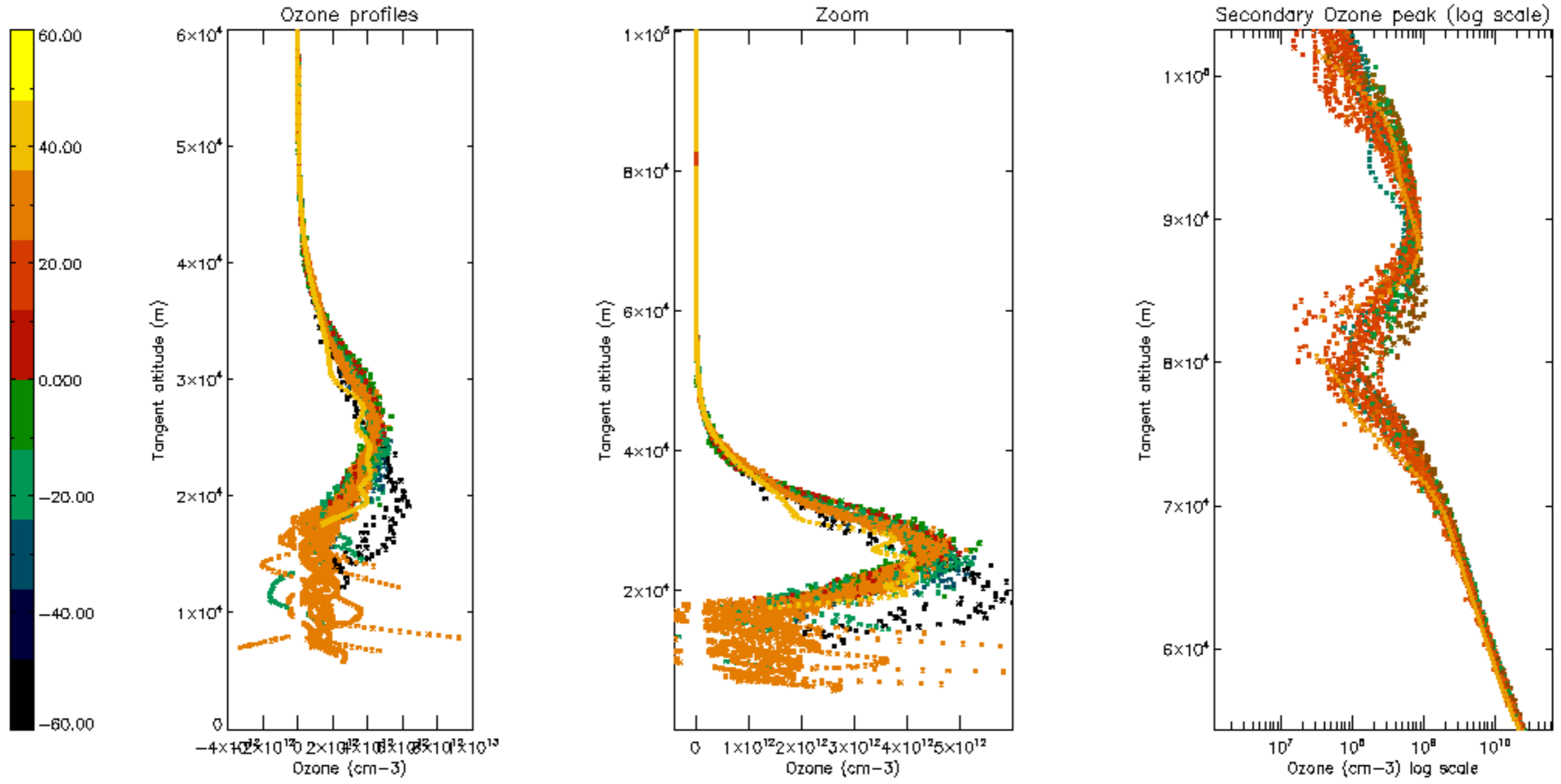
Percentage of star falling outside central band per profile

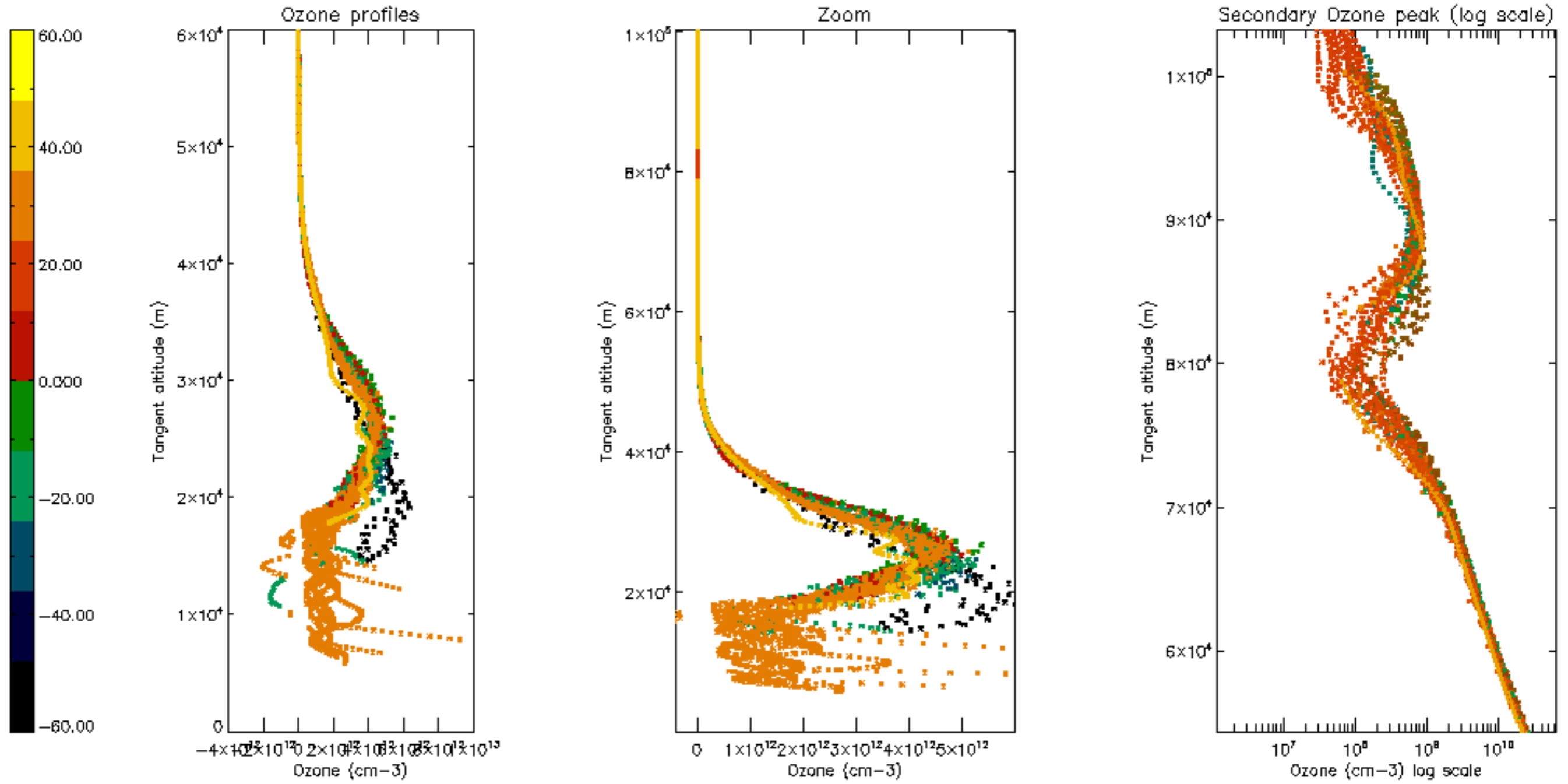


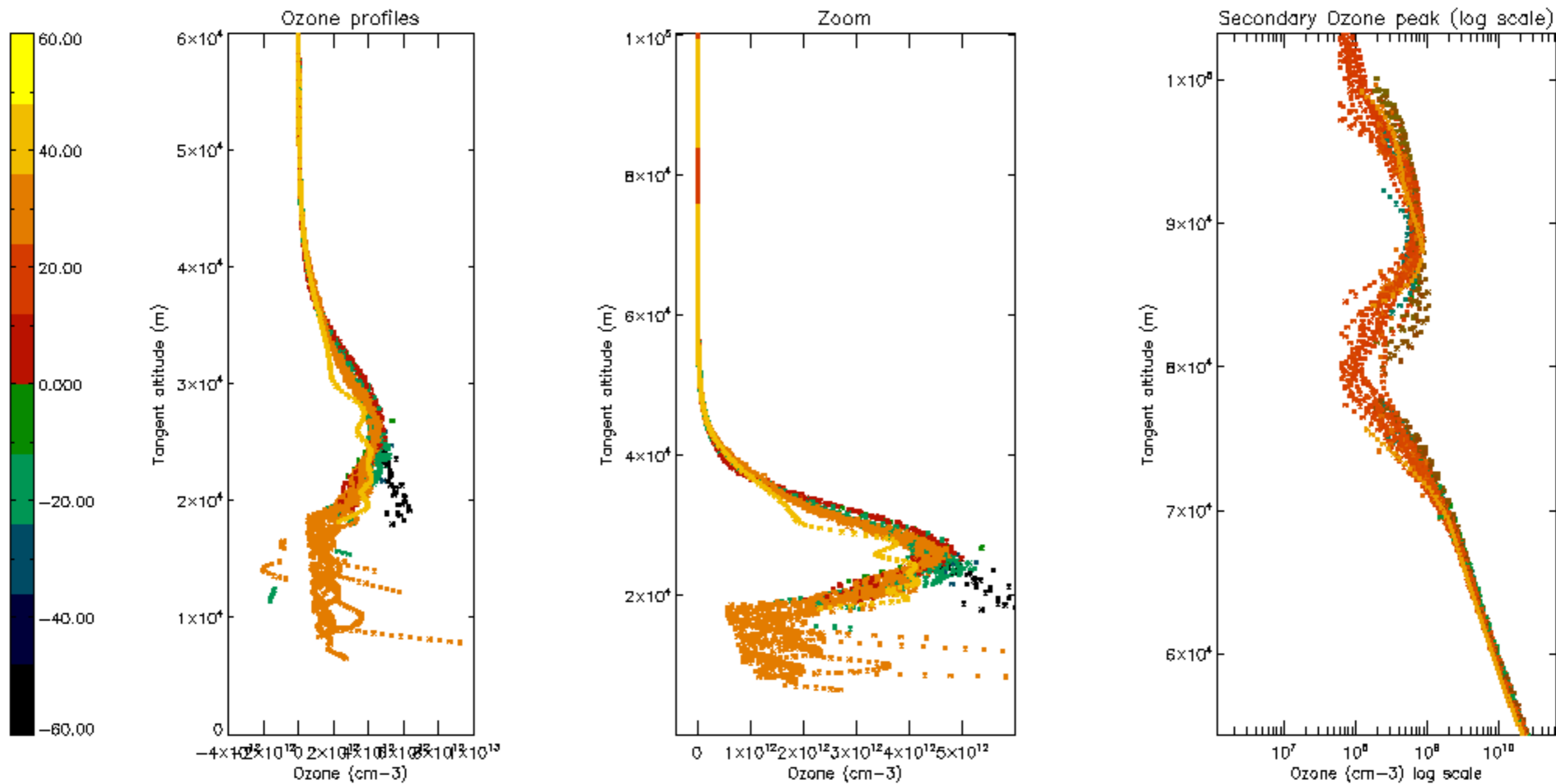
Percentage of saturation errors per profile

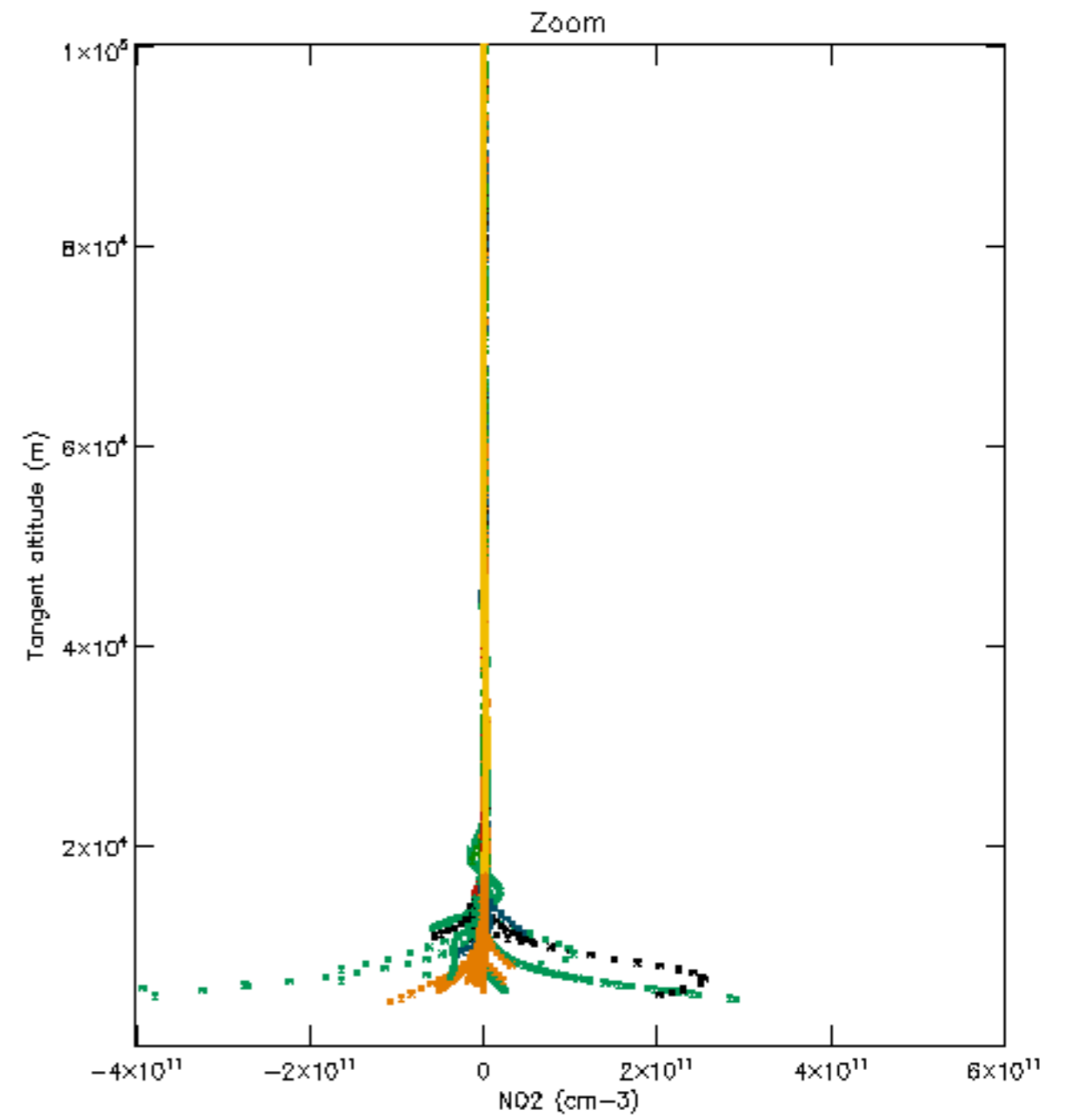
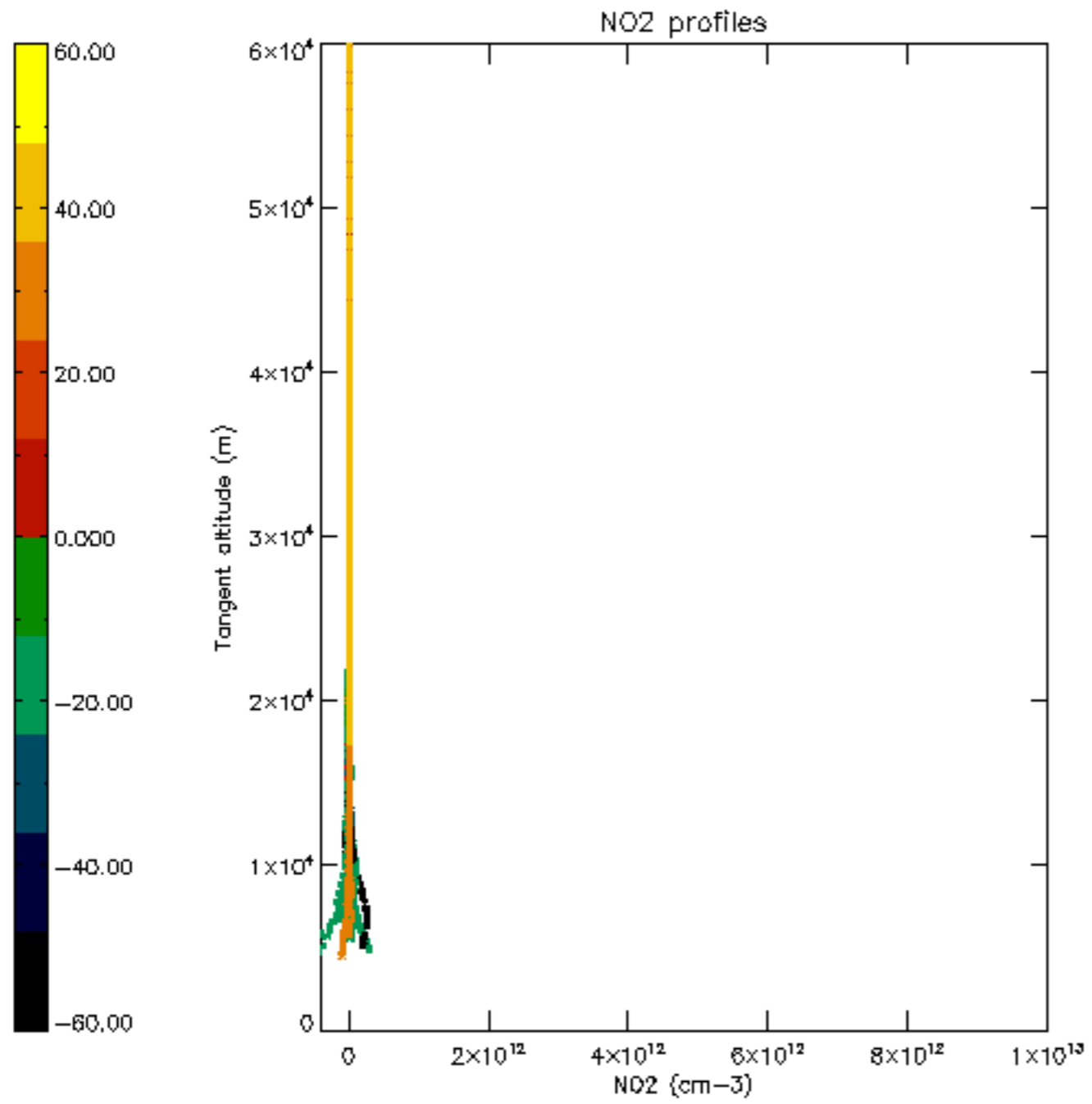


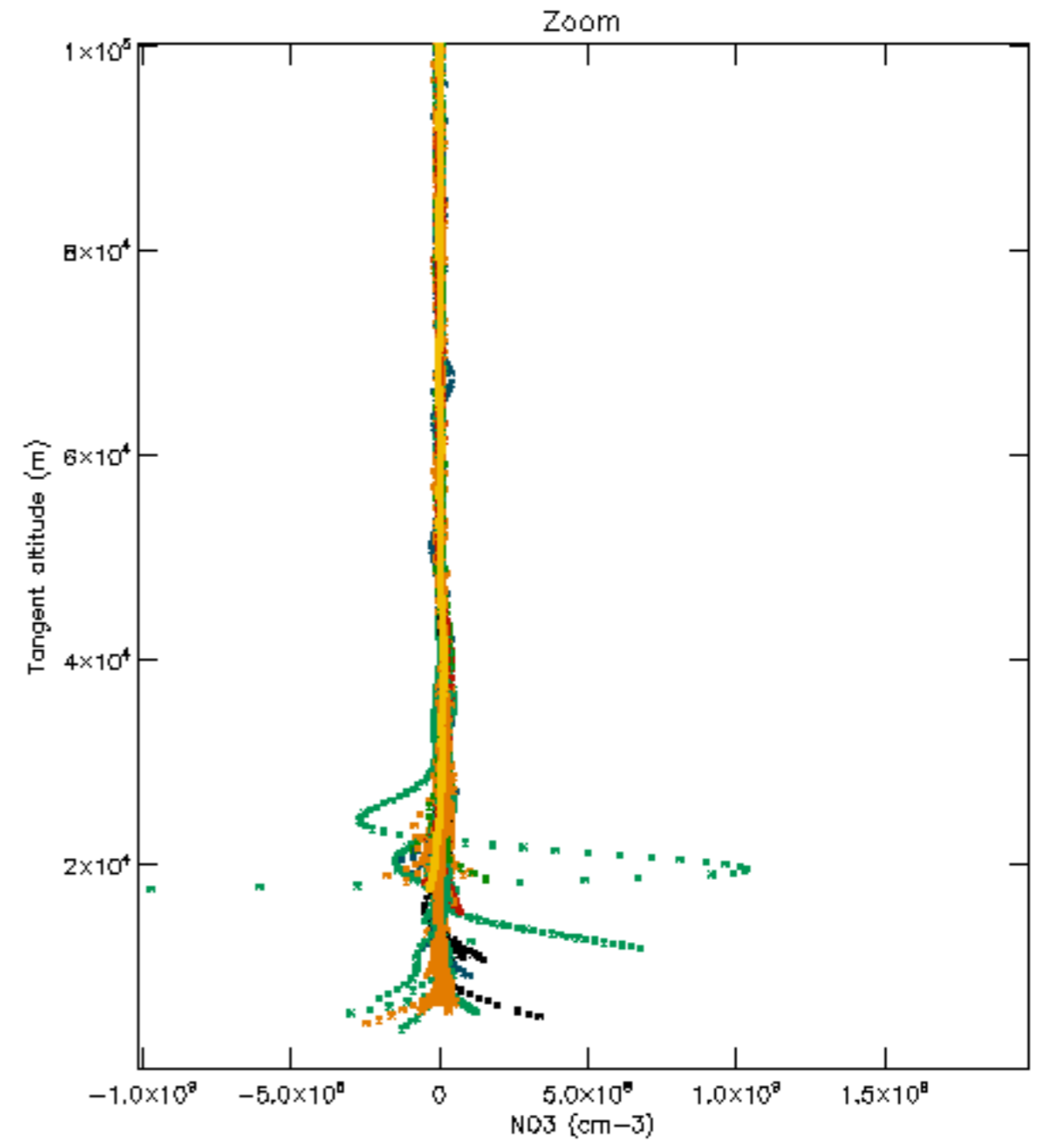
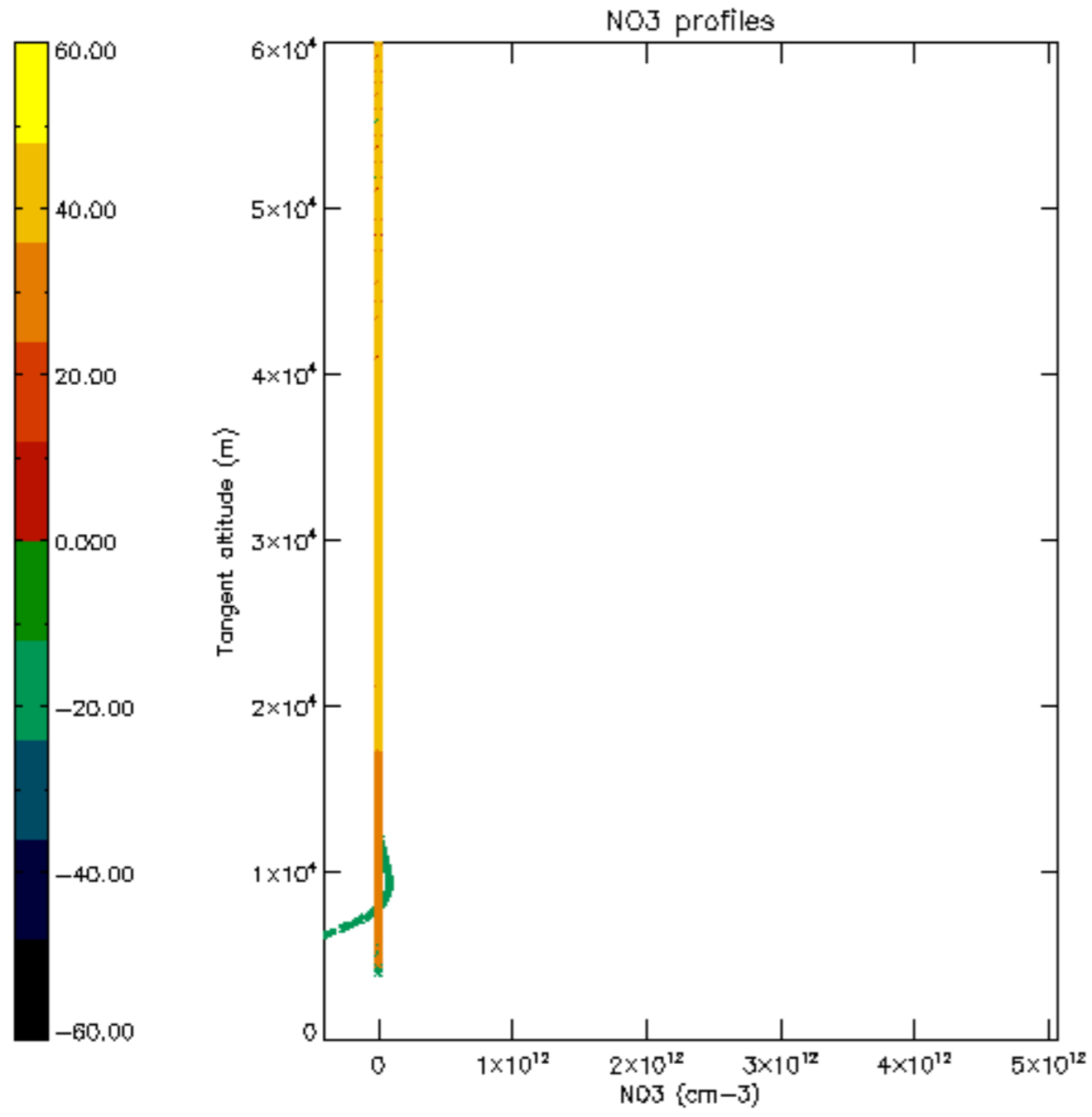




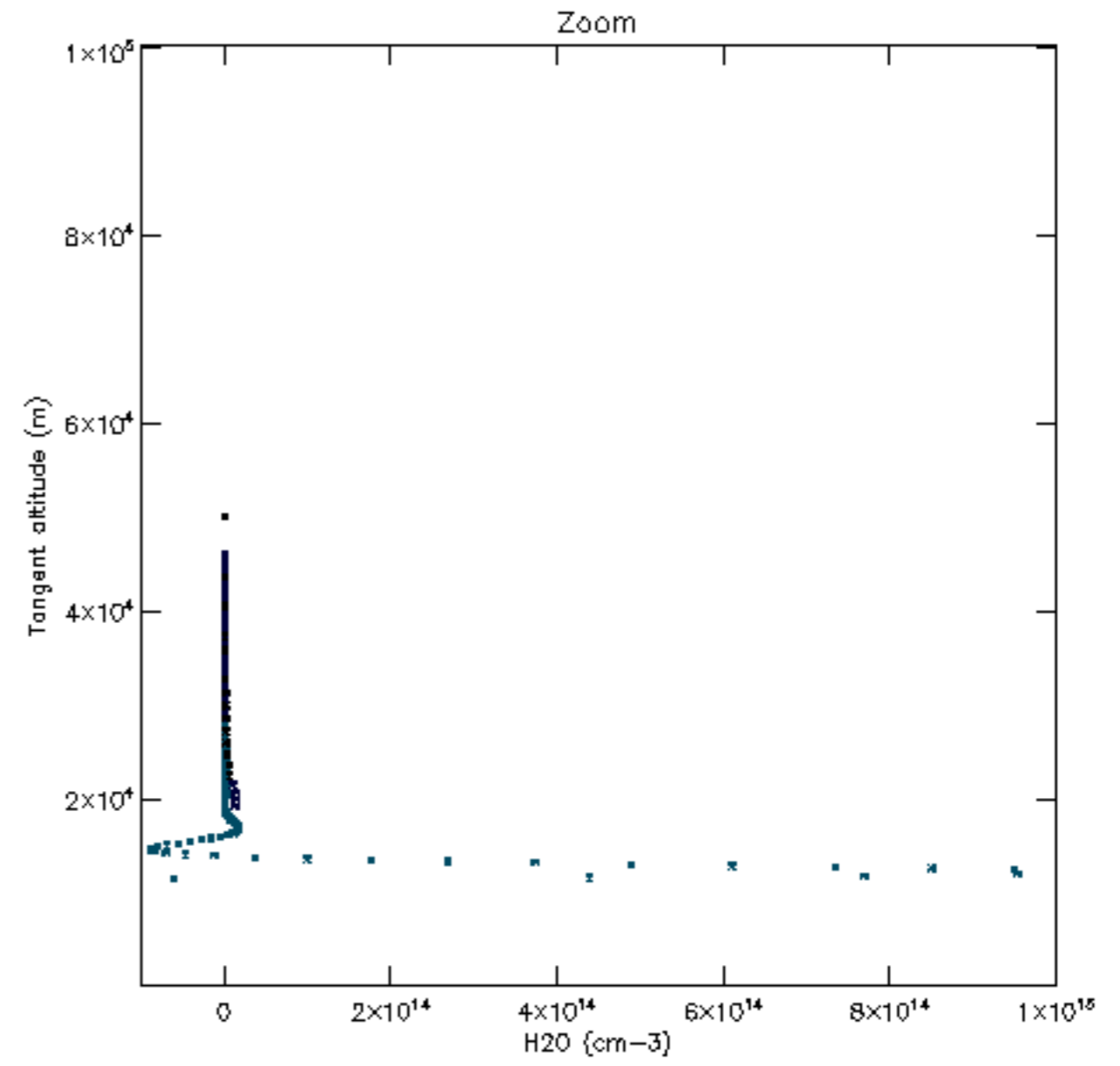
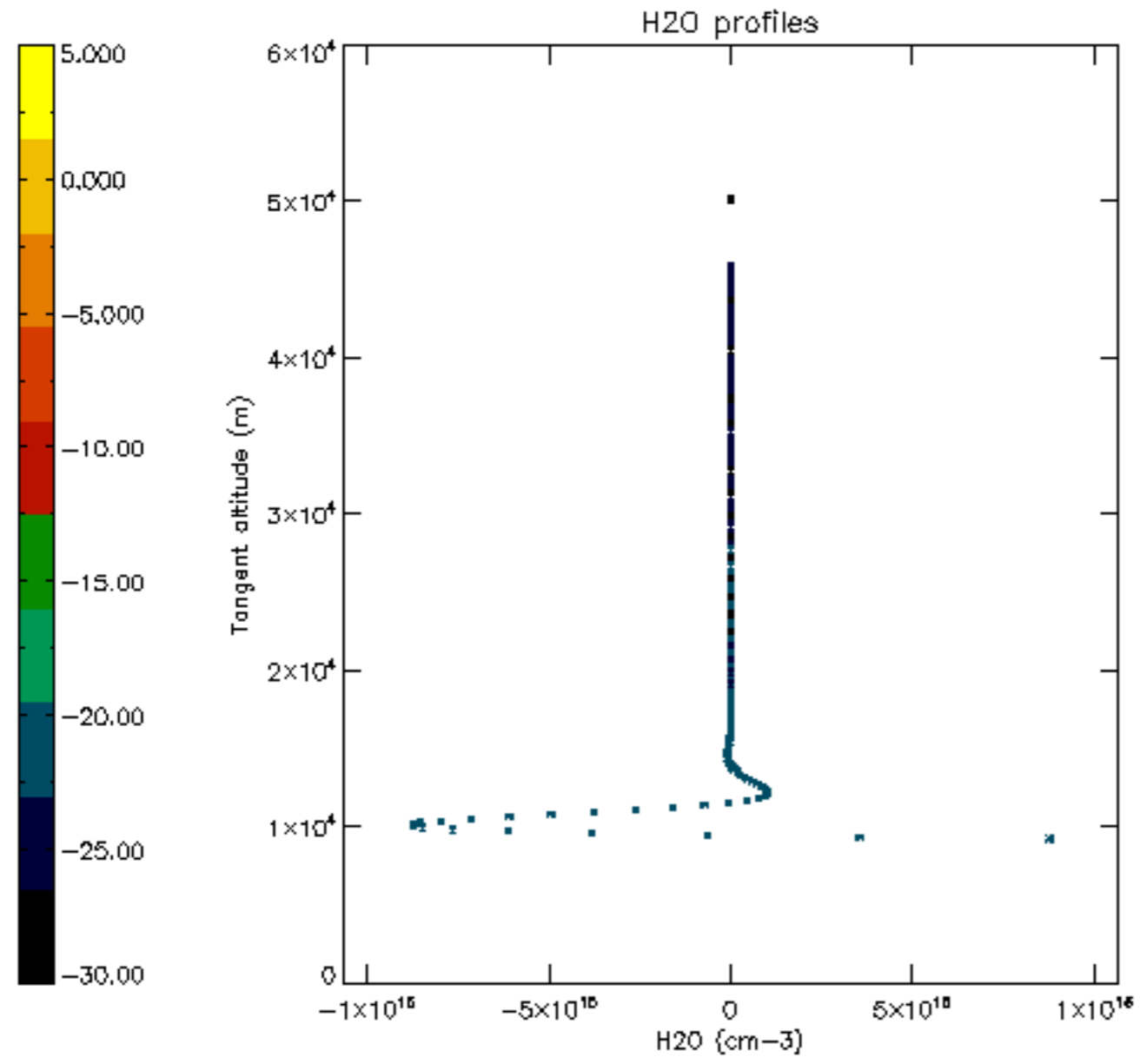


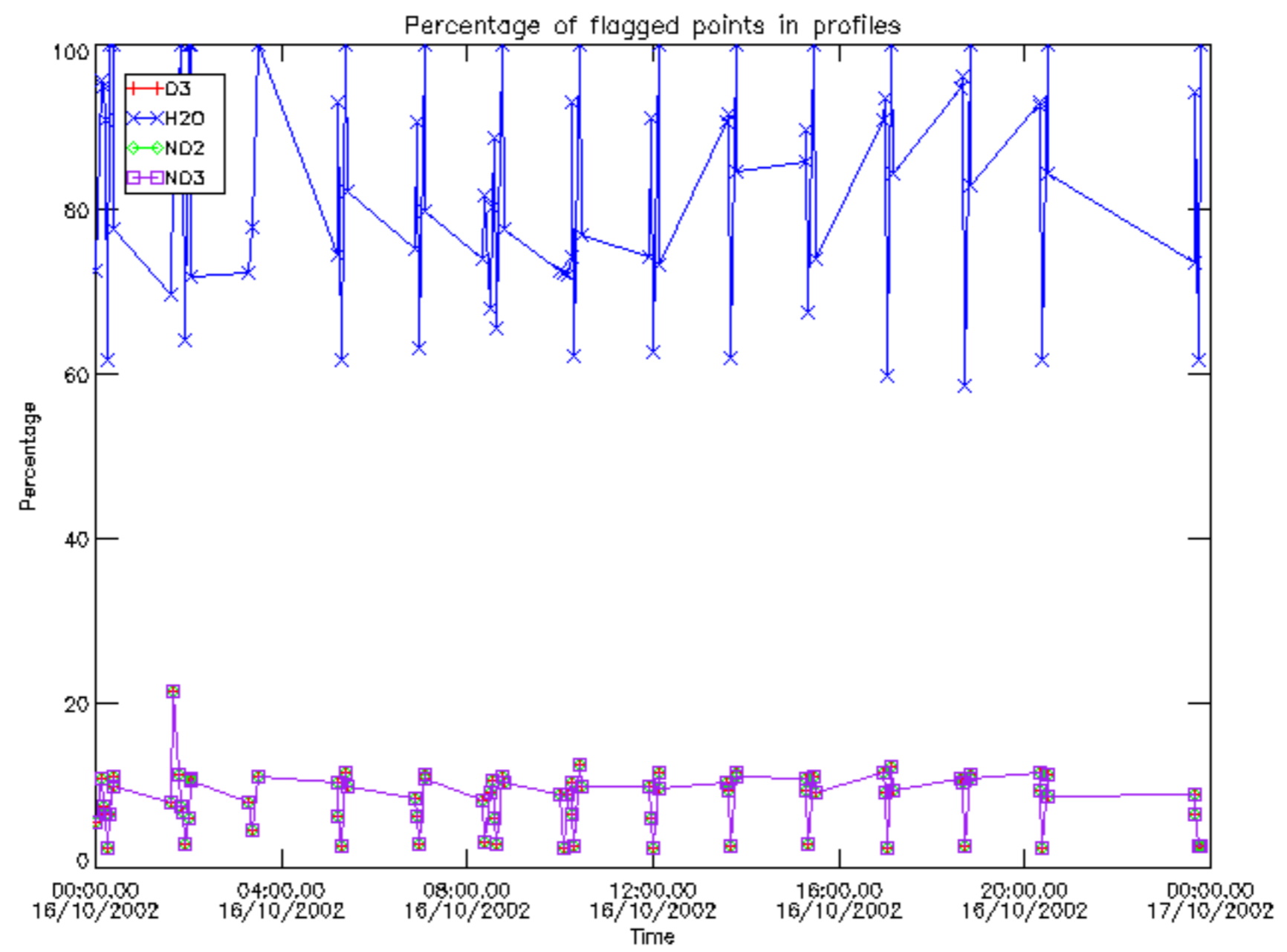




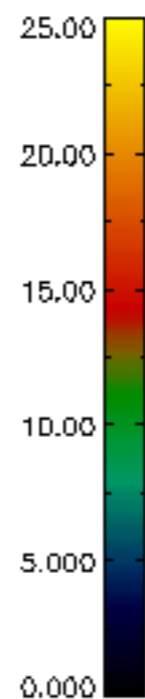
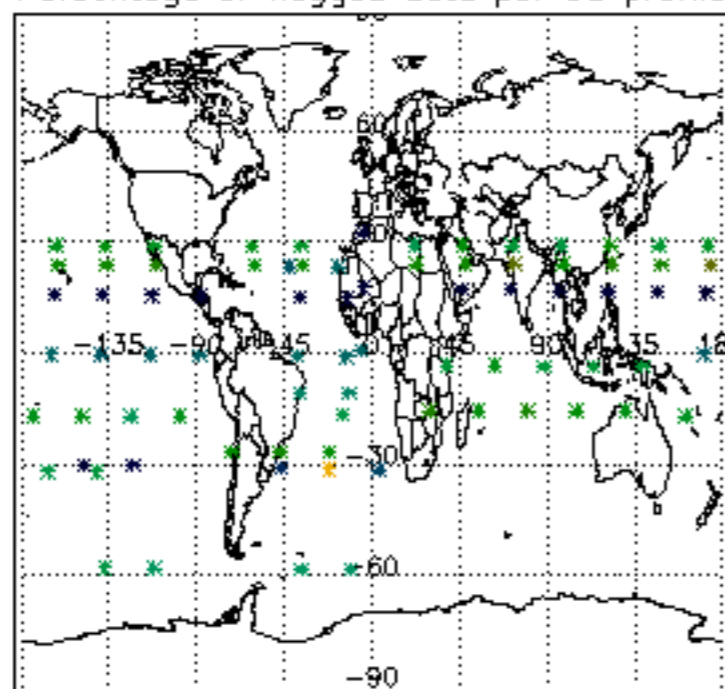




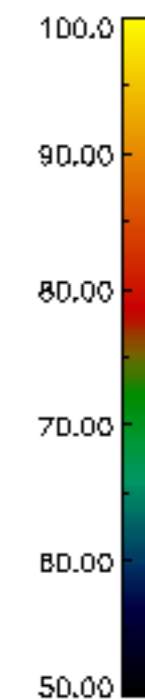
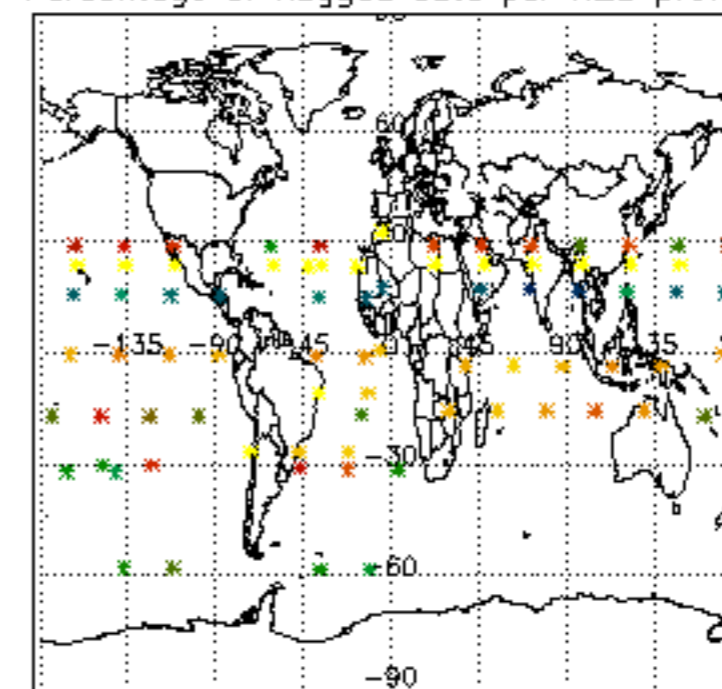




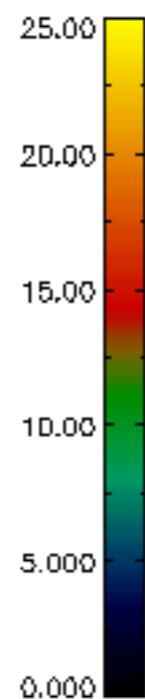
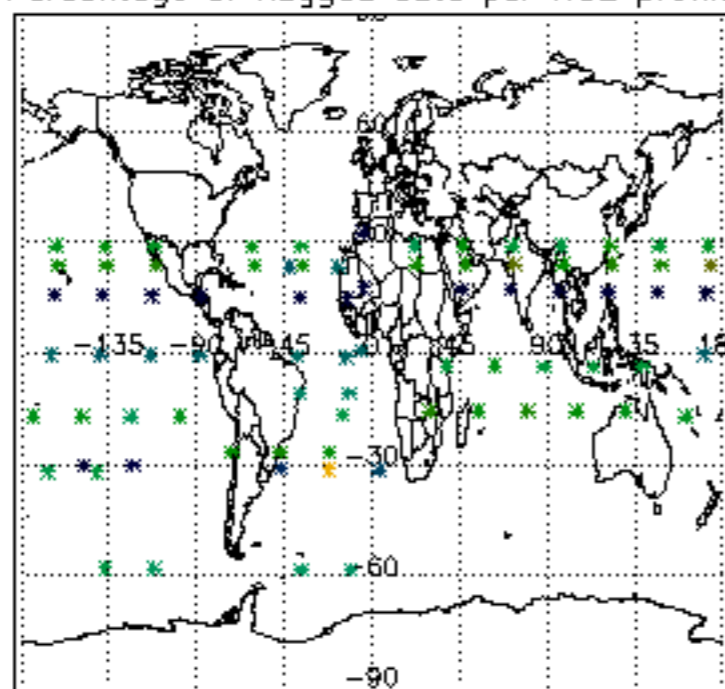
Percentage of flagged data per D3 profile



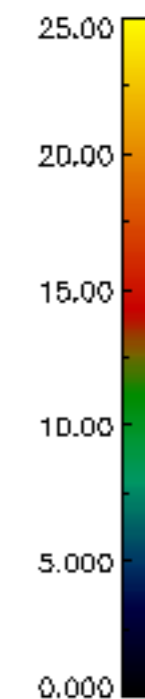
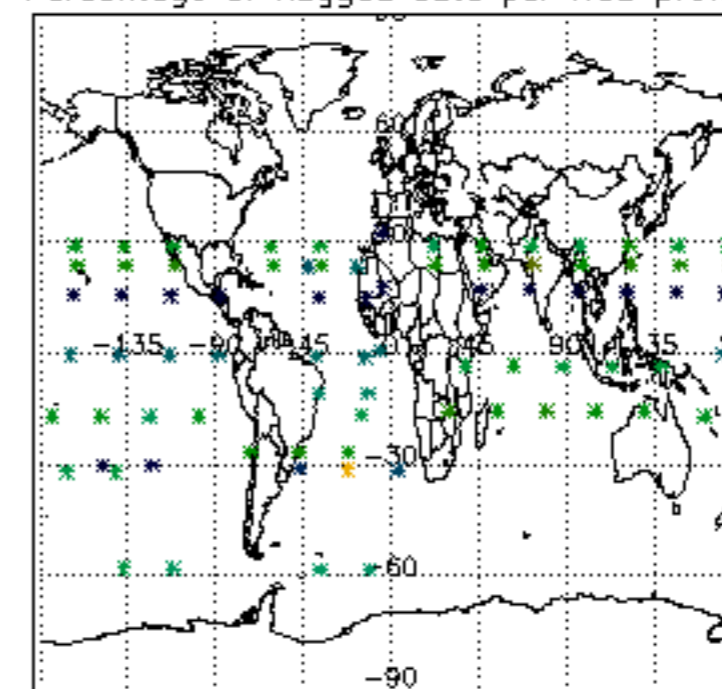
Percentage of flagged data per H2O profile

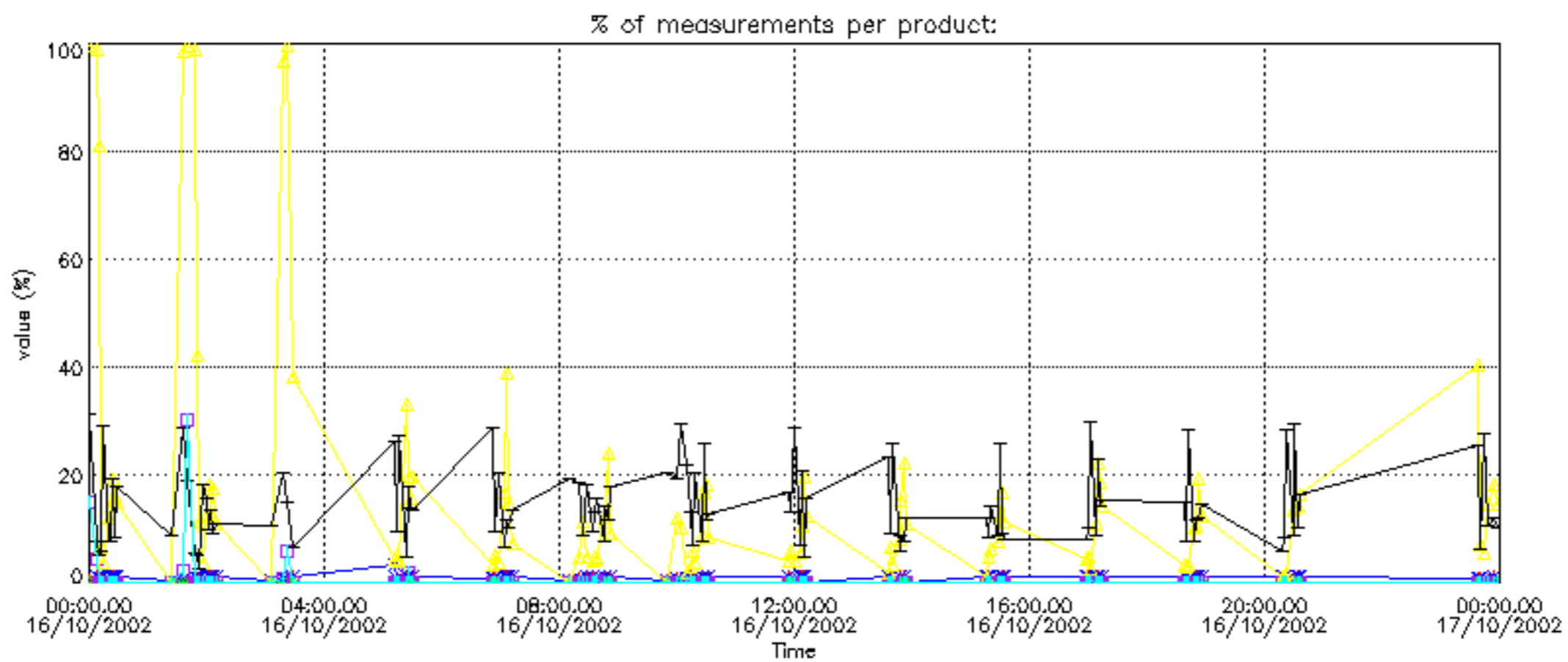
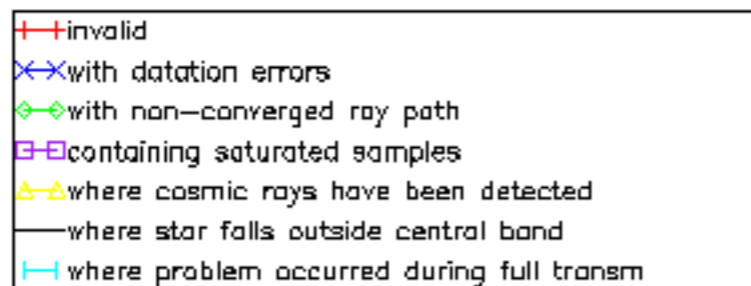


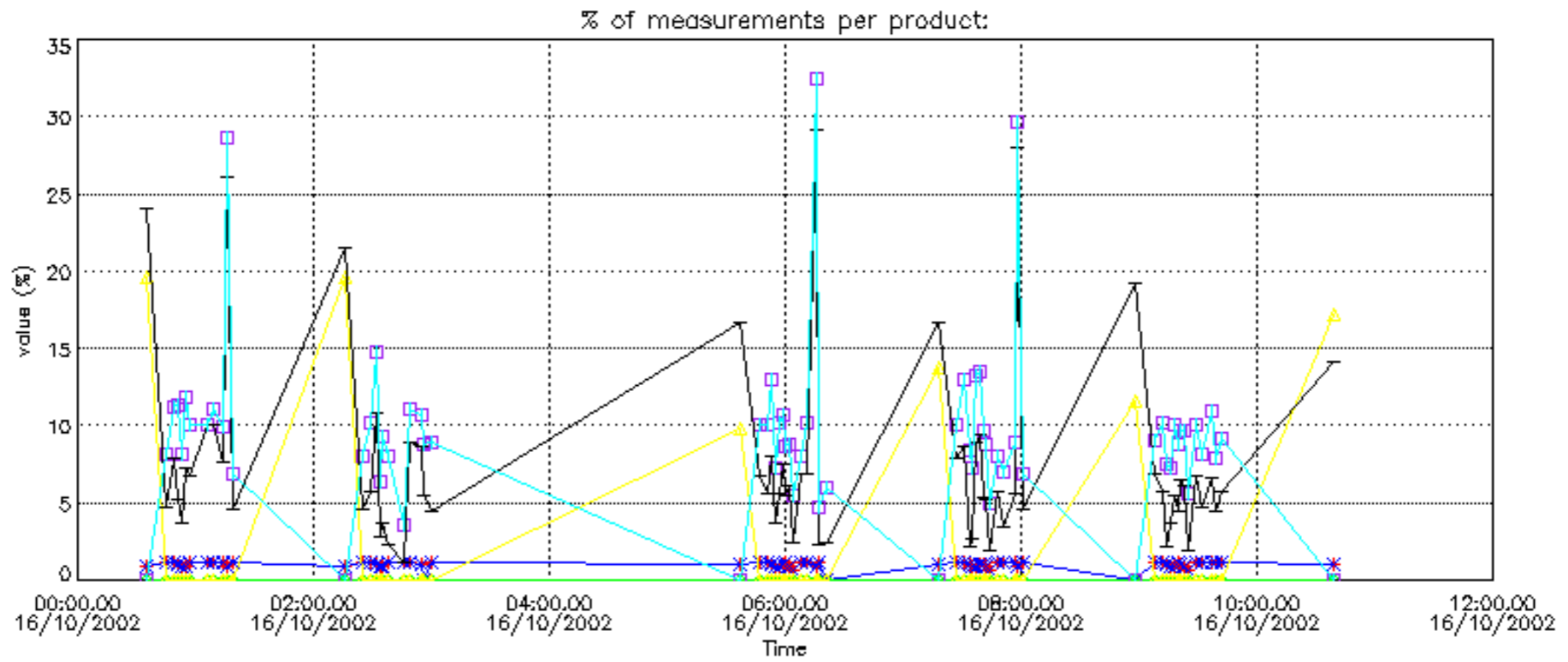
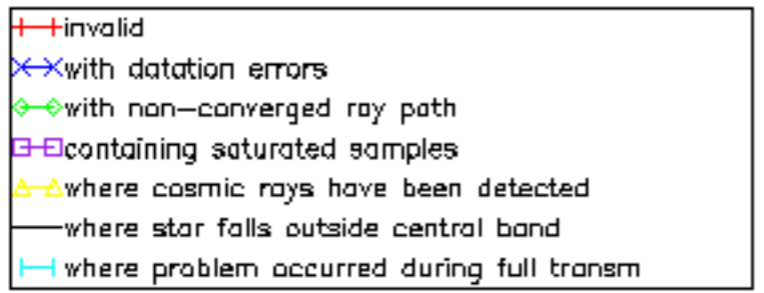
Percentage of flagged data per NO2 profile



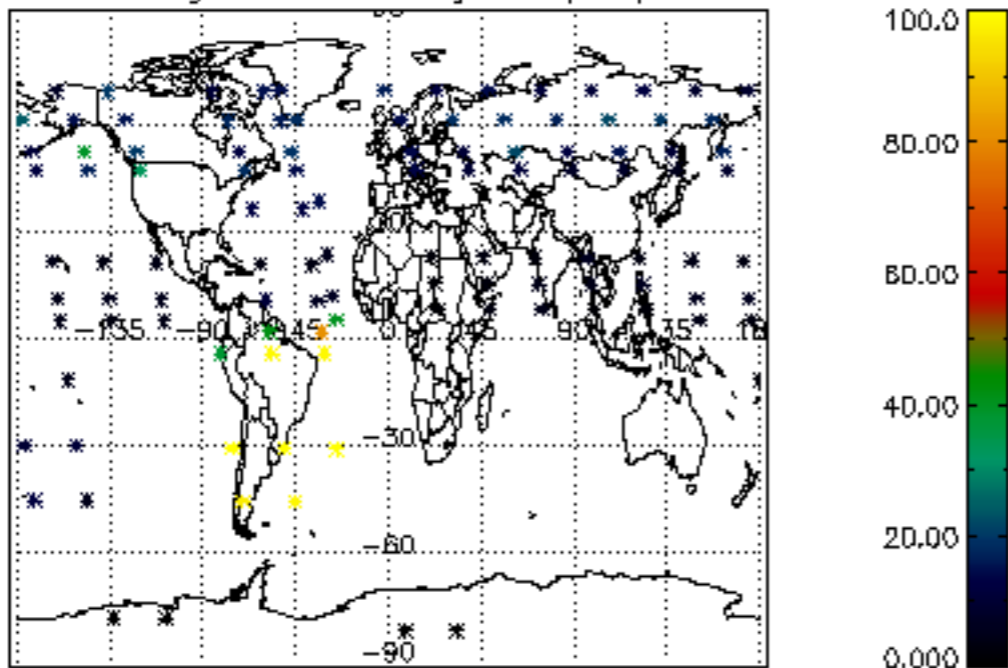
Percentage of flagged data per NO3 profile



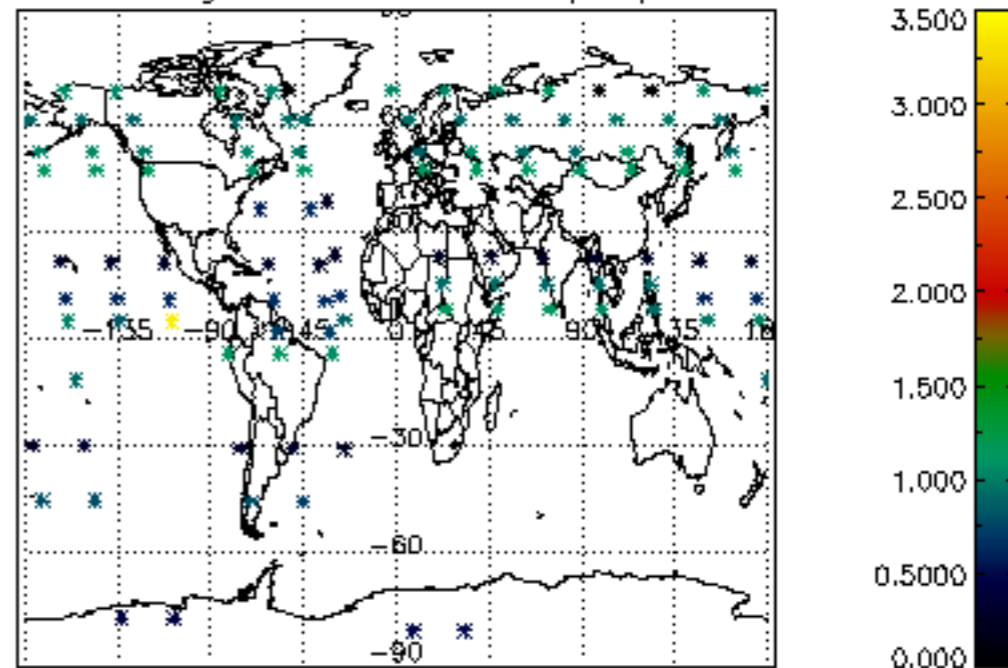




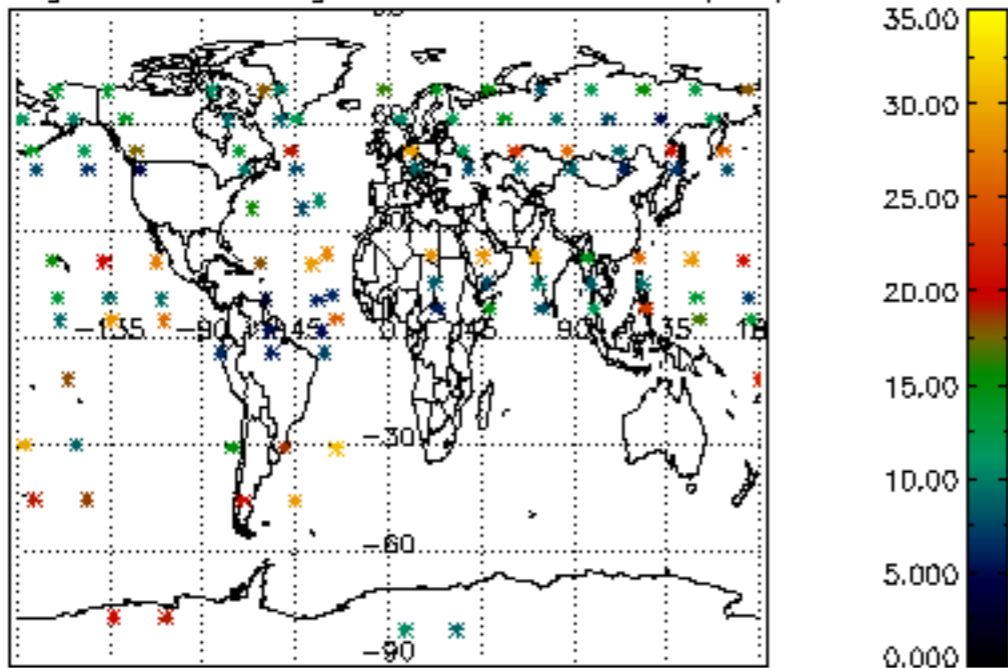
Percentage of cosmic ray hits per profile



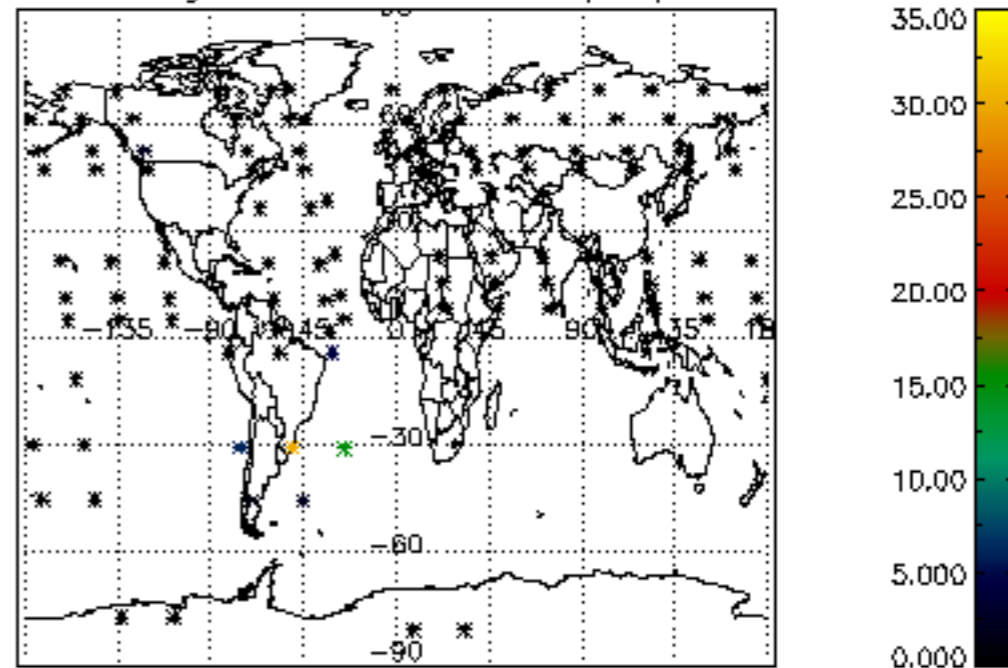
Percentage of datation errors per profile



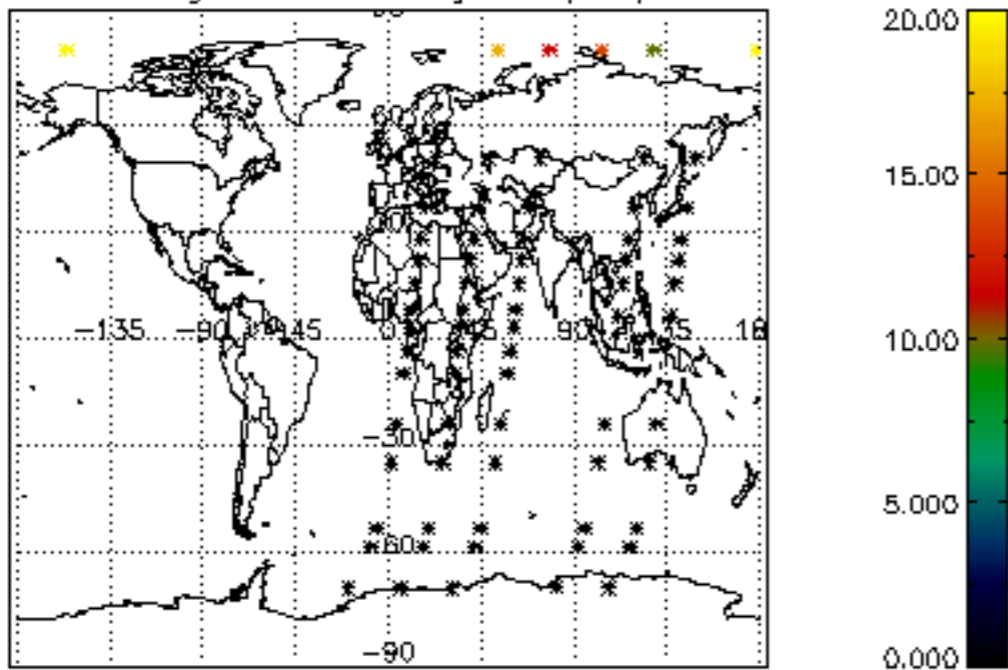
Percentage of star falling outside central band per profile



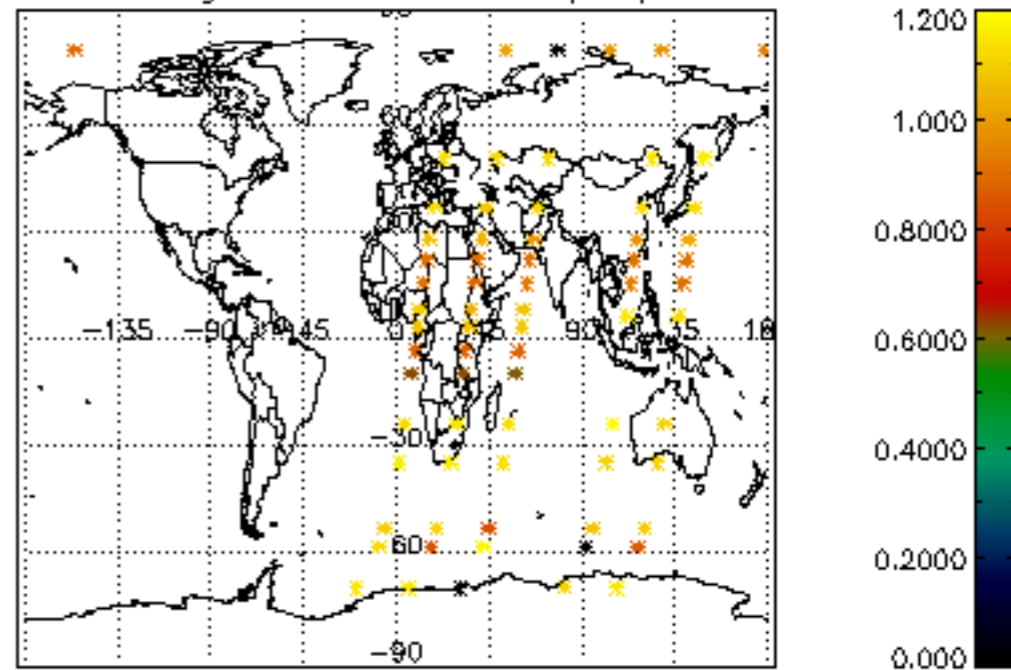
Percentage of saturation errors per profile



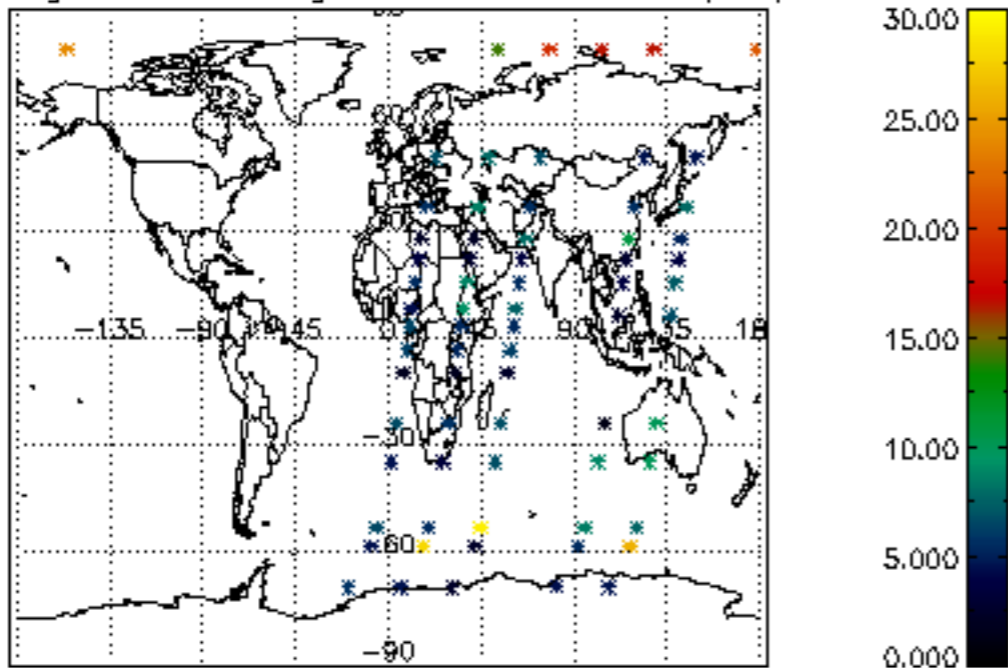
Percentage of cosmic ray hits per profile



Percentage of datation errors per profile



Percentage of star falling outside central band per profile



Percentage of saturation errors per profile

