

# GOMOS Level 2 Daily Report

## SUMMARY

### [1. General Info](#)

### [2. Summary of processed GOM\\_NL\\_2P products](#)

### [3. Level 2 Quality information per product](#)

#### [3.1 Plot of level 2 quality information per product \(time dependant\)](#)

#### [3.2 Plot of level 2 quality information per product \(world map\)](#)

### [4. Level 1 Quality information per product \(stored on level 2 products\)](#)

#### [4.1 Plot of level 1 quality information per product \(time dependant\)](#)

##### [4.1.1 Plot of level 1 quality information per product \(time dependant\): ASCENDING](#)

##### [4.1.2 Plot of level 1 quality information per product \(time dependant\): DESCENDING](#)

#### [4.2 Plot of level 1 quality information per product \(world map\)](#)

##### [4.2.1 Plot of level 1 quality information per product \(world map\): ASCENDING](#)

##### [4.2.2 Plot of level 1 quality information per product \(world map\): DESCENDING](#)

### [5. Ozone profiles based on quality statistics and other trace gas profiles](#)

#### [5.1 Ozone statistics based on quality of products](#)

#### [5.2 Plot ozone profiles for all STD \(dark without errors\)](#)

#### [5.3 Plot ozone profiles where STD < 20% \(dark without errors\)](#)

#### [5.4. Plot ozone profiles where STD < 10% \(dark without errors\)](#)

#### [5.5. Plot ozone profiles where STD < 5% \(dark without errors\)](#)

#### [5.6 Plot NO2 profiles for all STD \(dark without errors\)](#)

#### [5.7 Plot NO3 profiles for all STD \(dark without errors\)](#)

#### [5.8 Plot H2O profiles \(only for occultations of stars 1,2,3,4,13,14,16,26,63 dark without errors\) for all STD](#)

### [6. Auxiliary Data Files used for the production reported in section 2](#)

This report presents the daily analysis on parameters extracted from GOMOS level 2 data (GOM\_NL\_\_2P). It is intended to monitor some important parameters that will impact the quality of these products. A list of level 2 products (and content) that have arrived during the reporting day to the PCF is also given.

Item	Value
Time of report generation	17APR2013 19:24:17
Data source version	GOMOS/6.01
Start time of products	13-10-2002 (13OCT2002 00:00:00)
Stop time of products	14-10-2002 (14OCT2002 00:00:00)
Store outputs in DB	Yes
Nb of level 2 prods	199
Nb of prods with errors	0

## 2. Summary of processed GOM\_NL\_\_2P products.

Nr	Filename	UTC Start time	Limb	Duration	Star Id	Star Name	Star Mag	Star Temp	Nb Meas	Orbit	Prod. error
1	GOM_NL__2PRFIN20021013_000237_000000482010_00173_03233_2480.N1	13-OCT-2002 00:02:37	Dark	48.000	46	Del Vel	1.9540	10600.	96	3233	No
2	GOM_NL__2PRFIN20021013_000642_000001432010_00174_03234_2457.N1	13-OCT-2002 00:06:42	Dark	142.50	1	9Alp CMa	-1.4400	11000.	285	3234	No
3	GOM_NL__2PRFIN20021013_001043_000001662010_00174_03234_2458.N1	13-OCT-2002 00:10:43	Dark	166.00	47	2Bet CMa	1.9760	28000.	332	3234	No
4	GOM_NL__2PRFIN20021013_001613_000000462010_00174_03234_2459.N1	13-OCT-2002 00:16:13	Dark	46.000	143	Alp Hyi	2.8570	7200.0	92	3234	No
5	GOM_NL__2PRFIN20021013_001741_000000482010_00174_03234_2460.N1	13-OCT-2002 00:17:41	Dark	47.500	9	Alp Eri	0.45300	24000.	95	3234	No
6	GOM_NL__2PRFIN20021013_002003_000000572010_00174_03234_2461.N1	13-OCT-2002 00:20:03	Straylight	57.000	157	The1Eri	2.9060	9300.0	114	3234	No
7	GOM_NL__2PRFIN20021013_002246_000000502010_00174_03234_2462.N1	13-OCT-2002 00:22:46	Straylight	50.000	84	Alp Phe	2.3970	4500.0	100	3234	No
8	GOM_NL__2PRFIN20021013_002923_000000512010_00174_03234_2463.N1	13-OCT-2002 00:29:23	Straylight	50.500	52	16Bet Cet	2.0370	4500.0	101	3234	No
9	GOM_NL__2PRFIN20021013_003909_000000442010_00174_03234_2464.N1	13-OCT-2002 00:39:09	Bright	44.000	140	88Gam Peg	2.8340	26000.	88	3234	No
10	GOM_NL__2PRFIN20021013_004307_000000462010_00174_03234_2465.N1	13-OCT-2002 00:43:07	Bright	45.500	58	21Alp And	2.0730	11000.	91	3234	No
11	GOM_NL__2PRFIN20021013_004551_000000532010_00174_03234_2466.N1	13-OCT-2002 00:45:51	Bright	53.000	53	43Bet And	2.0480	3300.0	106	3234	No
12	GOM_NL__2PRFIN20021013_004746_000000602010_00174_03234_2467.N1	13-OCT-2002 00:47:46	Bright	59.500	173	4Bet Tri	3.0040	8900.0	119	3234	No
13	GOM_NL__2PRFIN20021013_004933_000000592010_00174_03234_2468.N1	13-OCT-2002 00:49:33	Bright	58.500	73	57Gam1And	2.2600	13100.	117	3234	No
14	GOM_NL__2PRFIN20021013_005142_000000462010_00174_03234_2469.N1	13-OCT-2002 00:51:42	Bright	45.500	74	11Bet Cas	2.2680	6600.0	91	3234	No
15	GOM_NL__2PRFIN20021013_005345_000000442010_00174_03234_2470.N1	13-OCT-2002 00:53:45	Bright	43.500	89	5Alp Cep	2.4510	8000.0	87	3234	No
16	GOM_NL__2PRFIN20021013_005531_000000622010_00174_03234_2471.N1	13-OCT-2002 00:55:31	Bright	61.500	35	33Alp Per	1.7950	6250.0	123	3234	No
17	GOM_NL__2PRFIN20021013_010008_000000452010_00174_03234_2472.N1	13-OCT-2002 01:00:08	Bright	45.000	49	1Alp UMi	1.9900	6300.0	90	3234	No
18	GOM_NL__2PRFIN20021013_010258_000000442010_00174_03234_2473.N1	13-OCT-2002 01:02:58	Bright	44.000	60	7Bet UMi	2.0810	3950.0	88	3234	No
19	GOM_NL__2PRFIN20021013_010819_000000452010_00174_03234_2474.N1	13-OCT-2002 01:08:19	Bright	44.500	36	50Alp UMa	1.8000	6300.0	89	3234	No
20	GOM_NL__2PRFIN20021013_010953_000000432010_00174_03234_2475.N1	13-OCT-2002 01:09:53	Bright	43.000	82	48Bet UMa	2.3650	10600.	86	3234	No
21	GOM_NL__2PRFIN20021013_011314_000000452010_00174_03234_2476.N1	13-OCT-2002 01:13:14	Bright	44.500	174	52Psi UMa	3.0040	4400.0	89	3234	No
22	GOM_NL__2PRFIN20021013_012037_000001002010_00174_03234_2477.N1	13-OCT-2002 01:20:37	Bright	99.500	17	78Bet Gem	1.1610	4500.0	199	3234	No
23	GOM_NL__2PRFIN20021013_012318_000000492010_00174_03234_2478.N1	13-OCT-2002 01:23:18	Bright	49.000	22	32Alp Leo	1.3600	15200.	98	3234	No
24	GOM_NL__2PRFIN20021013_013026_000000642010_00174_03234_2479.N1	13-OCT-2002 01:30:26	Dark	64.000	48	30Alp Hya	1.9770	4100.0	128	3234	No
25	GOM_NL__2PRFIN20021013_013317_000001252010_00174_03234_2480.N1	13-OCT-2002 01:33:17	Dark	124.50	8	10Alp CMi	0.40000	6500.0	249	3234	No
26	GOM_NL__2PRFIN20021013_014313_000000482010_00174_03234_2481.N1	13-OCT-2002 01:43:13	Dark	47.500	46	Del Vel	1.9540	10600.	95	3234	No
27	GOM_NL__2PRFIN20021013_014721_000001462010_00175_03235_2477.N1	13-OCT-2002 01:47:21	Dark	146.00	1	9Alp CMa	-1.4400	11000.	292	3235	No
28	GOM_NL__2PRFIN20021013_015122_000001642010_00175_03235_2478.N1	13-OCT-2002 01:51:22	Dark	164.00	47	2Bet CMa	1.9760	28000.	328	3235	No
29	GOM_NL__2PRFIN20021013_015650_000000452010_00175_03235_2479.N1	13-OCT-2002 01:56:50	Dark	45.000	143	Alp Hyi	2.8570	7200.0	90	3235	No
30	GOM_NL__2PRFIN20021013_015817_000000472010_00175_03235_2480.N1	13-OCT-2002 01:58:17	Dark	47.000	9	Alp Eri	0.45300	24000.	94	3235	No
31	GOM_NL__2PRFIN20021013_020040_000000542010_00175_03235_2481.N1	13-OCT-2002 02:00:40	Straylight	54.000	157	The1Eri	2.9060	9300.0	108	3235	No
32	GOM_NL__2PRFIN20021013_020322_000000462010_00175_03235_2482.N1	13-OCT-2002 02:03:22	Straylight	45.500	84	Alp Phe	2.3970	4500.0	91	3235	No
33	GOM_NL__2PRFIN20021013_021000_000000542010_00175_03235_2483.N1	13-OCT-2002 02:10:00	Straylight	54.000	52	16Bet Cet	2.0370	4500.0	108	3235	No
34	GOM_NL__2PRFIN20021013_021945_000000442010_00175_03235_2484.N1	13-OCT-2002 02:19:45	Bright	43.500	140	88Gam Peg	2.8340	26000.	87	3235	No
35	GOM_NL__2PRFIN20021013_022344_000000462010_00175_03235_2485.N1	13-OCT-2002 02:23:44	Bright	45.500	58	21Alp And	2.0730	11000.	91	3235	No
36	GOM_NL__2PRFIN20021013_022627_000000492010_00175_03235_2486.N1	13-OCT-2002 02:26:27	Bright	48.500	53	43Bet And	2.0480	3300.0	97	3235	No
37	GOM_NL__2PRFIN20021013_022821_000000572010_00175_03235_2487.N1	13-OCT-2002 02:28:21	Bright	57.000	173	4Bet Tri	3.0040	8900.0	114	3235	No
38	GOM_NL__2PRFIN20021013_023316_000000462010_00175_03235_2488.N1	13-OCT-2002 02:33:16	Bright	46.000	76	27Gam Cas	2.3000	30000.	92	3235	No
39	GOM_NL__2PRFIN20021013_023533_000000572010_00175_03235_2489.N1	13-OCT-2002 02:35:33	Bright	57.000	160	23Gam Per	2.9300	4700.0	114	3235	No
40	GOM_NL__2PRFIN20021013_024044_000000462010_00175_03235_2490.N1	13-OCT-2002 02:40:44	Bright	45.500	49	1Alp UMi	1.9900	6300.0	91	3235	No
41	GOM_NL__2PRFIN20021013_024334_000000462010_00175_03235_2491.N1	13-OCT-2002 02:43:34	Bright	45.500	60	7Bet UMi	2.0810	3950.0	91	3235	No
42	GOM_NL__2PRFIN20021013_024855_000000472010_00175_03235_2492.N1	13-OCT-2002 02:48:55	Bright	47.000	36	50Alp UMa	1.8000	6300.0	94	3235	No

43	GOM_NL__2PRFIN20021013_025028_00000442010_00175_03235_2493.N1	13-OCT-2002 02:50:28	Bright	44.000	82	48Bet UMa	2.3650	10600.	88	3235	No
44	GOM_NL__2PRFIN20021013_025349_00000452010_00175_03235_2494.N1	13-OCT-2002 02:53:49	Bright	44.500	174	52Psi UMa	3.0040	4400.0	89	3235	No
45	GOM_NL__2PRFIN20021013_030113_000001022010_00175_03235_2495.N1	13-OCT-2002 03:01:13	Bright	101.50	17	78Bet Gem	1.1610	4500.0	203	3235	No
46	GOM_NL__2PRFIN20021013_030353_00000492010_00175_03235_2496.N1	13-OCT-2002 03:03:53	Bright	49.000	22	32Alp Leo	1.3600	15200.	98	3235	No
47	GOM_NL__2PRFIN20021013_031103_00000622010_00175_03235_2497.N1	13-OCT-2002 03:11:03	Dark	61.500	48	30Alp Hya	1.9770	4100.0	123	3235	No
48	GOM_NL__2PRFIN20021013_031355_000001332010_00175_03235_2498.N1	13-OCT-2002 03:13:55	Dark	133.00	8	10Alp CMi	0.40000	6500.0	266	3235	No
49	GOM_NL__2PRFIN20021013_032246_000000532010_00175_03235_2499.N1	13-OCT-2002 03:22:46	Dark	53.000	70	Zet Pup	2.2460	39000.	106	3235	No
50	GOM_NL__2PRFIN20021013_032502_000000812010_00176_03236_2477.N1	13-OCT-2002 03:25:02	Dark	80.500	37	25Del CMa	1.8300	5900.0	161	3236	No
51	GOM_NL__2PRFIN20021013_032800_000001512010_00176_03236_2478.N1	13-OCT-2002 03:28:00	Dark	150.50	1	9Alp CMa	-1.4400	11000.	301	3236	No
52	GOM_NL__2PRFIN20021013_033201_000001682010_00176_03236_2479.N1	13-OCT-2002 03:32:01	Dark	168.00	47	2Bet CMa	1.9760	28000.	336	3236	No
53	GOM_NL__2PRFIN20021013_033726_000000472010_00176_03236_2480.N1	13-OCT-2002 03:37:26	Dark	47.000	143	Alp Hyi	2.8570	7200.0	94	3236	No
54	GOM_NL__2PRFIN20021013_033853_000000472010_00176_03236_2481.N1	13-OCT-2002 03:38:53	Dark	47.000	9	Alp Eri	0.45300	24000.	94	3236	No
55	GOM_NL__2PRFIN20021013_034116_000000542010_00176_03236_2482.N1	13-OCT-2002 03:41:16	Straylight	54.000	157	The1Eri	2.9060	9300.0	108	3236	No
56	GOM_NL__2PRFIN20021013_034358_000000482010_00176_03236_2483.N1	13-OCT-2002 03:43:58	Straylight	47.500	84	Alp Phe	2.3970	4500.0	95	3236	No
57	GOM_NL__2PRFIN20021013_035035_000000512010_00176_03236_2484.N1	13-OCT-2002 03:50:35	Straylight	50.500	52	16Bet Cet	2.0370	4500.0	101	3236	No
58	GOM_NL__2PRFIN20021013_040020_000000442010_00176_03236_2485.N1	13-OCT-2002 04:00:20	Bright	44.000	140	88Gam Peg	2.8340	26000.	88	3236	No
59	GOM_NL__2PRFIN20021013_040419_000000452010_00176_03236_2486.N1	13-OCT-2002 04:04:19	Bright	45.000	58	21Alp And	2.0730	11000.	90	3236	No
60	GOM_NL__2PRFIN20021013_040702_000000492010_00176_03236_2487.N1	13-OCT-2002 04:07:02	Bright	49.000	53	43Bet And	2.0480	3300.0	98	3236	No
61	GOM_NL__2PRFIN20021013_040856_000000582010_00176_03236_2488.N1	13-OCT-2002 04:08:56	Bright	58.000	173	4Bet Tri	3.0040	8900.0	116	3236	No
62	GOM_NL__2PRFIN20021013_041351_000000462010_00176_03236_2489.N1	13-OCT-2002 04:13:51	Bright	46.000	76	27Gam Cas	2.3000	30000.	92	3236	No
63	GOM_NL__2PRFIN20021013_041608_000000542010_00176_03236_2490.N1	13-OCT-2002 04:16:08	Bright	54.000	160	23Gam Per	2.9300	4700.0	108	3236	No
64	GOM_NL__2PRFIN20021013_042120_000000442010_00176_03236_2491.N1	13-OCT-2002 04:21:20	Bright	44.000	49	1Alp UMi	1.9900	6300.0	88	3236	No
65	GOM_NL__2PRFIN20021013_042411_000000452010_00176_03236_2492.N1	13-OCT-2002 04:24:11	Bright	44.500	60	7Bet UMi	2.0810	3950.0	89	3236	No
66	GOM_NL__2PRFIN20021013_042932_000000462010_00176_03236_2493.N1	13-OCT-2002 04:29:32	Bright	45.500	36	50Alp UMa	1.8000	6300.0	91	3236	No
67	GOM_NL__2PRFIN20021013_043105_000000452010_00176_03236_2494.N1	13-OCT-2002 04:31:05	Bright	44.500	82	48Bet UMa	2.3650	10600.	89	3236	No
68	GOM_NL__2PRFIN20021013_043426_000000442010_00176_03236_2495.N1	13-OCT-2002 04:34:26	Bright	43.500	174	52Psi UMa	3.0040	4400.0	87	3236	No
69	GOM_NL__2PRFIN20021013_044149_000001012010_00176_03236_2496.N1	13-OCT-2002 04:41:49	Bright	100.50	17	78Bet Gem	1.1610	4500.0	201	3236	No
70	GOM_NL__2PRFIN20021013_044430_000000512010_00176_03236_2497.N1	13-OCT-2002 04:44:30	Bright	50.500	22	32Alp Leo	1.3600	15200.	101	3236	No
71	GOM_NL__2PRFIN20021013_045140_000000632010_00176_03236_2498.N1	13-OCT-2002 04:51:40	Dark	62.500	48	30Alp Hya	1.9770	4100.0	125	3236	No
72	GOM_NL__2PRFIN20021013_045433_000001562010_00176_03236_2499.N1	13-OCT-2002 04:54:33	Dark	155.50	8	10Alp CMi	0.40000	6500.0	311	3236	No
73	GOM_NL__2PRFIN20021013_050323_000000542010_00176_03236_2500.N1	13-OCT-2002 05:03:23	Dark	54.000	70	Zet Pup	2.2460	39000.	108	3236	No
74	GOM_NL__2PRFIN20021013_050540_000000912010_00177_03237_2477.N1	13-OCT-2002 05:05:40	Dark	90.500	37	25Del CMa	1.8300	5900.0	181	3237	No
75	GOM_NL__2PRFIN20021013_050839_000001362010_00177_03237_2478.N1	13-OCT-2002 05:08:39	Dark	136.00	1	9Alp CMa	-1.4400	11000.	272	3237	No
76	GOM_NL__2PRFIN20021013_051241_000001672010_00177_03237_2479.N1	13-OCT-2002 05:12:41	Dark	166.50	47	2Bet CMa	1.9760	28000.	333	3237	No
77	GOM_NL__2PRFIN20021013_051802_000000452010_00177_03237_2480.N1	13-OCT-2002 05:18:02	Dark	45.000	143	Alp Hyi	2.8570	7200.0	90	3237	No
78	GOM_NL__2PRFIN20021013_051929_000000502010_00177_03237_2481.N1	13-OCT-2002 05:19:29	Dark	49.500	9	Alp Eri	0.45300	24000.	99	3237	No
79	GOM_NL__2PRFIN20021013_052153_000000532010_00177_03237_2482.N1	13-OCT-2002 05:21:53	Straylight	53.000	157	The1Eri	2.9060	9300.0	106	3237	No
80	GOM_NL__2PRFIN20021013_052434_000000502010_00177_03237_2483.N1	13-OCT-2002 05:24:34	Straylight	50.000	84	Alp Phe	2.3970	4500.0	100	3237	No
81	GOM_NL__2PRFIN20021013_053111_000000542010_00177_03237_2484.N1	13-OCT-2002 05:31:11	Straylight	54.000	52	16Bet Cet	2.0370	4500.0	108	3237	No
82	GOM_NL__2PRFIN20021013_054056_000000442010_00177_03237_2485.N1	13-OCT-2002 05:40:56	Bright	43.500	140	88Gam Peg	2.8340	26000.	87	3237	No
83	GOM_NL__2PRFIN20021013_054455_000000462010_00177_03237_2486.N1	13-OCT-2002 05:44:55	Bright	45.500	58	21Alp And	2.0730	11000.	91	3237	No
84	GOM_NL__2PRFIN20021013_054738_000000502010_00177_03237_2487.N1	13-OCT-2002 05:47:38	Bright	49.500	53	43Bet And	2.0480	3300.0	99	3237	No
85	GOM_NL__2PRFIN20021013_054931_000000582010_00177_03237_2488.N1	13-OCT-2002 05:49:31	Bright	58.000	173	4Bet Tri	3.0040	8900.0	116	3237	No
86	GOM_NL__2PRFIN20021013_055427_000000462010_00177_03237_2489.N1	13-OCT-2002 05:54:27	Bright	45.500	76	27Gam Cas	2.3000	30000.	91	3237	No
87	GOM_NL__2PRFIN20021013_055643_000000562010_00177_03237_2490.N1	13-OCT-2002 05:56:43	Bright	56.000	160	23Gam Per	2.9300	4700.0	112	3237	No
88	GOM_NL__2PRFIN20021013_060156_000000442010_00177_03237_2491.N1	13-OCT-2002 06:01:56	Bright	43.500	49	1Alp UMi	1.9900	6300.0	87	3237	No
89	GOM_NL__2PRFIN20021013_060447_000000442010_00177_03237_2492.N1	13-OCT-2002 06:04:47	Bright	43.500	60	7Bet UMi	2.0810	3950.0	87	3237	No
90	GOM_NL__2PRFIN20021013_061009_000000462010_00177_03237_2493.N1	13-OCT-2002 06:10:09	Bright	46.000	36	50Alp UMa	1.8000	6300.0	92	3237	No
91	GOM_NL__2PRFIN20021013_061141_000000442010_00177_03237_2494.N1	13-OCT-2002 06:11:41	Bright	43.500	82	48Bet UMa	2.3650	10600.	87	3237	No
92	GOM_NL__2PRFIN20021013_061503_000000432010_00177_03237_2495.N1	13-OCT-2002 06:15:03	Bright	43.000	174	52Psi UMa	3.0040	4400.0	86	3237	No
93	GOM_NL__2PRFIN20021013_062226_000001022010_00177_03237_2496.N1	13-OCT-2002 06:22:26	Bright	102.00	17	78Bet Gem	1.1610	4500.0	204	3237	No
94	GOM_NL__2PRFIN20021013_062507_000000502010_00177_03237_2497.N1	13-OCT-2002 06:25:07	Bright	49.500	22	32Alp Leo	1.3600	15200.	99	3237	No
95	GOM_NL__2PRFIN20021013_063217_000000582010_00177_03237_2498.N1	13-OCT-2002 06:32:17	Dark	58.000	48	30Alp Hya	1.9770	4100.0	116	3237	No
96	GOM_NL__2PRFIN20021013_063511_000001372010_00177_03237_2499.N1	13-OCT-2002 06:35:11	Dark	136.50	8	10Alp CMi	0.40000	6500.0	273	3237	No
97	GOM_NL__2PRFIN20021013_064400_000000542010_00177_03237_2500.N1	13-OCT-2002 06:44:00	Dark	54.000	70	Zet Pup	2.2460	39000.	108	3237	No
98	GOM_NL__2PRFIN20021013_064618_000000812010_00178_03238_8957.N1	13-OCT-2002 06:46:18	Dark	80.500	37	25Del CMa	1.8300	5900.0	161	3238	No
99	GOM_NL__2PRFIN20021013_064918_000001382010_00178_03238_8958.N1	13-OCT-2002 06:49:18	Dark	138.00	1	9Alp CMa	-1.4400	11000.	276	3238	No
100	GOM_NL__2PRFIN20021013_065320_000001682010_00178_03238_8959.N1	13-OCT-2002 06:53:20	Dark	167.50	47	2Bet CMa	1.9760	28000.	335	3238	No
101	GOM_NL__2PRFIN20021013_082656_000000792010_00179_03239_8957.N1	13-OCT-2002 08:26:56	Dark	79.000	37	25Del CMa	1.8300	5900.0	158	3239	No

102	GOM_NL__2PRFIN20021013_101036_000001842010_00180_03240_8957.N1	13-OCT-2002 10:10:36	Dark	183.50	1	9Alp CMa	-1.4400	11000.	367	3240	No
103	GOM_NL__2PRFIN20021013_101438_000001712010_00180_03240_8958.N1	13-OCT-2002 10:14:38	Dark	171.00	47	2Bet CMa	1.9760	28000.	342	3240	No
104	GOM_NL__2PRFIN20021013_101951_000000482010_00180_03240_8959.N1	13-OCT-2002 10:19:51	Dark	47.500	143	Alp Hyi	2.8570	7200.0	95	3240	No
105	GOM_NL__2PRFIN20021013_102118_000000462010_00180_03240_8960.N1	13-OCT-2002 10:21:18	Dark	45.500	9	Alp Eri	0.45300	24000.	91	3240	No
106	GOM_NL__2PRFIN20021013_102342_000000552010_00180_03240_8961.N1	13-OCT-2002 10:23:42	Straylight	54.500	157	The1Eri	2.9060	9300.0	109	3240	No
107	GOM_NL__2PRFIN20021013_102622_000000482010_00180_03240_8962.N1	13-OCT-2002 10:26:22	Straylight	48.000	84	Alp Phe	2.3970	4500.0	96	3240	No
108	GOM_NL__2PRFIN20021013_103300_000000522010_00180_03240_8963.N1	13-OCT-2002 10:33:00	Straylight	51.500	52	16Bet Cet	2.0370	4500.0	103	3240	No
109	GOM_NL__2PRFIN20021013_115115_000001532010_00181_03241_8957.N1	13-OCT-2002 11:51:15	Dark	153.00	1	9Alp CMa	-1.4400	11000.	306	3241	No
110	GOM_NL__2PRFIN20021013_115518_000001612010_00181_03241_8958.N1	13-OCT-2002 11:55:18	Dark	160.50	47	2Bet CMa	1.9760	28000.	321	3241	No
111	GOM_NL__2PRFIN20021013_120028_000000462010_00181_03241_8959.N1	13-OCT-2002 12:00:28	Dark	45.500	143	Alp Hyi	2.8570	7200.0	91	3241	No
112	GOM_NL__2PRFIN20021013_120155_000000472010_00181_03241_8960.N1	13-OCT-2002 12:01:55	Dark	47.000	9	Alp Eri	0.45300	24000.	94	3241	No
113	GOM_NL__2PRFIN20021013_120419_000000532010_00181_03241_8961.N1	13-OCT-2002 12:04:19	Straylight	53.000	157	The1Eri	2.9060	9300.0	106	3241	No
114	GOM_NL__2PRFIN20021013_120659_000000452010_00181_03241_8962.N1	13-OCT-2002 12:06:59	Straylight	45.000	84	Alp Phe	2.3970	4500.0	90	3241	No
115	GOM_NL__2PRFIN20021013_133154_000001392010_00182_03242_8957.N1	13-OCT-2002 13:31:54	Dark	139.00	1	9Alp CMa	-1.4400	11000.	278	3242	No
116	GOM_NL__2PRFIN20021013_133557_000001672010_00182_03242_8958.N1	13-OCT-2002 13:35:57	Dark	167.00	47	2Bet CMa	1.9760	28000.	334	3242	No
117	GOM_NL__2PRFIN20021013_134104_000000442010_00182_03242_8959.N1	13-OCT-2002 13:41:04	Dark	43.500	143	Alp Hyi	2.8570	7200.0	87	3242	No
118	GOM_NL__2PRFIN20021013_134231_000000522010_00182_03242_8960.N1	13-OCT-2002 13:42:31	Dark	52.000	9	Alp Eri	0.45300	24000.	104	3242	No
119	GOM_NL__2PRFIN20021013_134456_000000542010_00182_03242_8961.N1	13-OCT-2002 13:44:56	Straylight	54.000	157	The1Eri	2.9060	9300.0	108	3242	No
120	GOM_NL__2PRFIN20021013_134735_000000502010_00182_03242_8962.N1	13-OCT-2002 13:47:35	Straylight	49.500	84	Alp Phe	2.3970	4500.0	99	3242	No
121	GOM_NL__2PRFIN20021013_151232_000001542010_00183_03243_8957.N1	13-OCT-2002 15:12:32	Dark	154.00	1	9Alp CMa	-1.4400	11000.	308	3243	No
122	GOM_NL__2PRFIN20021013_151636_000001902010_00183_03243_8958.N1	13-OCT-2002 15:16:36	Dark	190.00	47	2Bet CMa	1.9760	28000.	380	3243	No
123	GOM_NL__2PRFIN20021013_152140_000000462010_00183_03243_8959.N1	13-OCT-2002 15:21:40	Dark	45.500	143	Alp Hyi	2.8570	7200.0	91	3243	No
124	GOM_NL__2PRFIN20021013_152306_000000532010_00183_03243_8960.N1	13-OCT-2002 15:23:06	Dark	53.000	9	Alp Eri	0.45300	24000.	106	3243	No
125	GOM_NL__2PRFIN20021013_152531_000000542010_00183_03243_8961.N1	13-OCT-2002 15:25:31	Straylight	53.500	157	The1Eri	2.9060	9300.0	107	3243	No
126	GOM_NL__2PRFIN20021013_152811_000000472010_00183_03243_8962.N1	13-OCT-2002 15:28:11	Straylight	47.000	84	Alp Phe	2.3970	4500.0	94	3243	No
127	GOM_NL__2PRFIN20021013_165311_000001562010_00184_03244_8957.N1	13-OCT-2002 16:53:11	Dark	155.50	1	9Alp CMa	-1.4400	11000.	311	3244	No
128	GOM_NL__2PRFIN20021013_165715_000001892010_00184_03244_8958.N1	13-OCT-2002 16:57:15	Dark	189.00	47	2Bet CMa	1.9760	28000.	378	3244	No
129	GOM_NL__2PRFIN20021013_170216_000000452010_00184_03244_8959.N1	13-OCT-2002 17:02:16	Dark	45.000	143	Alp Hyi	2.8570	7200.0	90	3244	No
130	GOM_NL__2PRFIN20021013_170342_000000492010_00184_03244_8960.N1	13-OCT-2002 17:03:42	Dark	48.500	9	Alp Eri	0.45300	24000.	97	3244	No
131	GOM_NL__2PRFIN20021013_170608_000000552010_00184_03244_8961.N1	13-OCT-2002 17:06:08	Straylight	55.000	157	The1Eri	2.9060	9300.0	110	3244	No
132	GOM_NL__2PRFIN20021013_170847_000000482010_00184_03244_8962.N1	13-OCT-2002 17:08:47	Straylight	48.000	84	Alp Phe	2.3970	4500.0	96	3244	No
133	GOM_NL__2PRFIN20021013_183152_000000462010_00185_03245_2492.N1	13-OCT-2002 18:31:52	Dark	46.000	29	Bet Car	1.6720	10200.	92	3245	No
134	GOM_NL__2PRFIN20021013_183350_000001492010_00185_03245_2493.N1	13-OCT-2002 18:33:50	Dark	149.00	1	9Alp CMa	-1.4400	11000.	298	3245	No
135	GOM_NL__2PRFIN20021013_183754_000001722010_00185_03245_2494.N1	13-OCT-2002 18:37:54	Dark	172.00	47	2Bet CMa	1.9760	28000.	344	3245	No
136	GOM_NL__2PRFIN20021013_184252_000000462010_00185_03245_2495.N1	13-OCT-2002 18:42:52	Dark	46.000	143	Alp Hyi	2.8570	7200.0	92	3245	No
137	GOM_NL__2PRFIN20021013_184419_000000592010_00185_03245_2496.N1	13-OCT-2002 18:44:19	Dark	58.500	9	Alp Eri	0.45300	24000.	117	3245	No
138	GOM_NL__2PRFIN20021013_184644_000000542010_00185_03245_2497.N1	13-OCT-2002 18:46:44	Straylight	54.000	157	The1Eri	2.9060	9300.0	108	3245	No
139	GOM_NL__2PRFIN20021013_184923_000000512010_00185_03245_2498.N1	13-OCT-2002 18:49:23	Straylight	51.000	84	Alp Phe	2.3970	4500.0	102	3245	No
140	GOM_NL__2PRFIN20021013_185600_000000522010_00185_03245_2499.N1	13-OCT-2002 18:56:00	Straylight	51.500	52	16Bet Cet	2.0370	4500.0	103	3245	No
141	GOM_NL__2PRFIN20021013_190543_000000452010_00185_03245_2500.N1	13-OCT-2002 19:05:43	Bright	44.500	140	88Gam Peg	2.8340	26000.	89	3245	No
142	GOM_NL__2PRFIN20021013_190942_000000452010_00185_03245_2501.N1	13-OCT-2002 19:09:42	Bright	44.500	58	21Alp And	2.0730	11000.	89	3245	No
143	GOM_NL__2PRFIN20021013_191222_000000492010_00185_03245_2502.N1	13-OCT-2002 19:12:22	Bright	48.500	53	43Bet And	2.0480	3300.0	97	3245	No
144	GOM_NL__2PRFIN20021013_191412_000000572010_00185_03245_2503.N1	13-OCT-2002 19:14:12	Bright	56.500	173	4Bet Tri	3.0040	8900.0	113	3245	No
145	GOM_NL__2PRFIN20021013_191601_000000562010_00185_03245_2504.N1	13-OCT-2002 19:16:01	Bright	56.000	73	57Gam1And	2.2600	13100.	112	3245	No
146	GOM_NL__2PRFIN20021013_191750_000000472010_00185_03245_2505.N1	13-OCT-2002 19:17:50	Bright	46.500	68	18Alp Cas	2.2250	4500.0	93	3245	No
147	GOM_NL__2PRFIN20021013_191912_000000472010_00185_03245_2506.N1	13-OCT-2002 19:19:12	Bright	47.000	76	27Gam Cas	2.3000	30000.	94	3245	No
148	GOM_NL__2PRFIN20021013_192123_000000572010_00185_03245_2507.N1	13-OCT-2002 19:21:23	Bright	56.500	160	23Gam Per	2.9300	4700.0	113	3245	No
149	GOM_NL__2PRFIN20021013_192346_000000872010_00185_03245_2508.N1	13-OCT-2002 19:23:46	Bright	87.000	149	45Eps Per	2.8880	30000.	174	3245	No
150	GOM_NL__2PRFIN20021013_192644_000000432010_00185_03245_2509.N1	13-OCT-2002 19:26:44	Bright	43.000	49	1Alp UMi	1.9900	6300.0	86	3245	No
151	GOM_NL__2PRFIN20021013_192936_000000442010_00185_03245_2510.N1	13-OCT-2002 19:29:36	Bright	44.000	60	7Bet UMi	2.0810	3950.0	88	3245	No
152	GOM_NL__2PRFIN20021013_193456_000000452010_00185_03245_2511.N1	13-OCT-2002 19:34:56	Bright	45.000	36	50Alp UMa	1.8000	6300.0	90	3245	No
153	GOM_NL__2PRFIN20021013_193629_000000452010_00185_03245_2512.N1	13-OCT-2002 19:36:29	Bright	45.000	82	48Bet UMa	2.3650	10600.	90	3245	No
154	GOM_NL__2PRFIN20021013_193951_000000432010_00185_03245_2513.N1	13-OCT-2002 19:39:51	Bright	42.500	174	52Psi UMa	3.0040	4400.0	85	3245	No
155	GOM_NL__2PRFIN20021013_194716_000001062010_00185_03245_2514.N1	13-OCT-2002 19:47:16	Bright	106.00	17	78Bet Gem	1.1610	4500.0	212	3245	No
156	GOM_NL__2PRFIN20021013_195709_000000622010_00185_03245_2515.N1	13-OCT-2002 19:57:09	Dark	62.000	48	30Alp Hya	1.9770	4100.0	124	3245	No
157	GOM_NL__2PRFIN20021013_200017_000001662010_00185_03245_2516.N1	13-OCT-2002 20:00:17	Dark	165.50	8	10Alp CMi	0.40000	6500.0	331	3245	No
158	GOM_NL__2PRFIN20021013_200644_000000522010_00185_03245_2517.N1	13-OCT-2002 20:06:44	Dark	51.500	65	Lam Vel	2.2040	4400.0	103	3245	No
159	GOM_NL__2PRFIN20021013_201228_000000452010_00186_03246_8976.N1	13-OCT-2002 20:12:28	Dark	45.000	29	Bet Car	1.6720	10200.	90	3246	No
160	GOM_NL__2PRFIN20021013_201429_000001832010_00186_03246_8977.N1	13-OCT-2002 20:14:29	Dark	182.50	1	9Alp CMa	-1.4400	11000.	365	3246	No

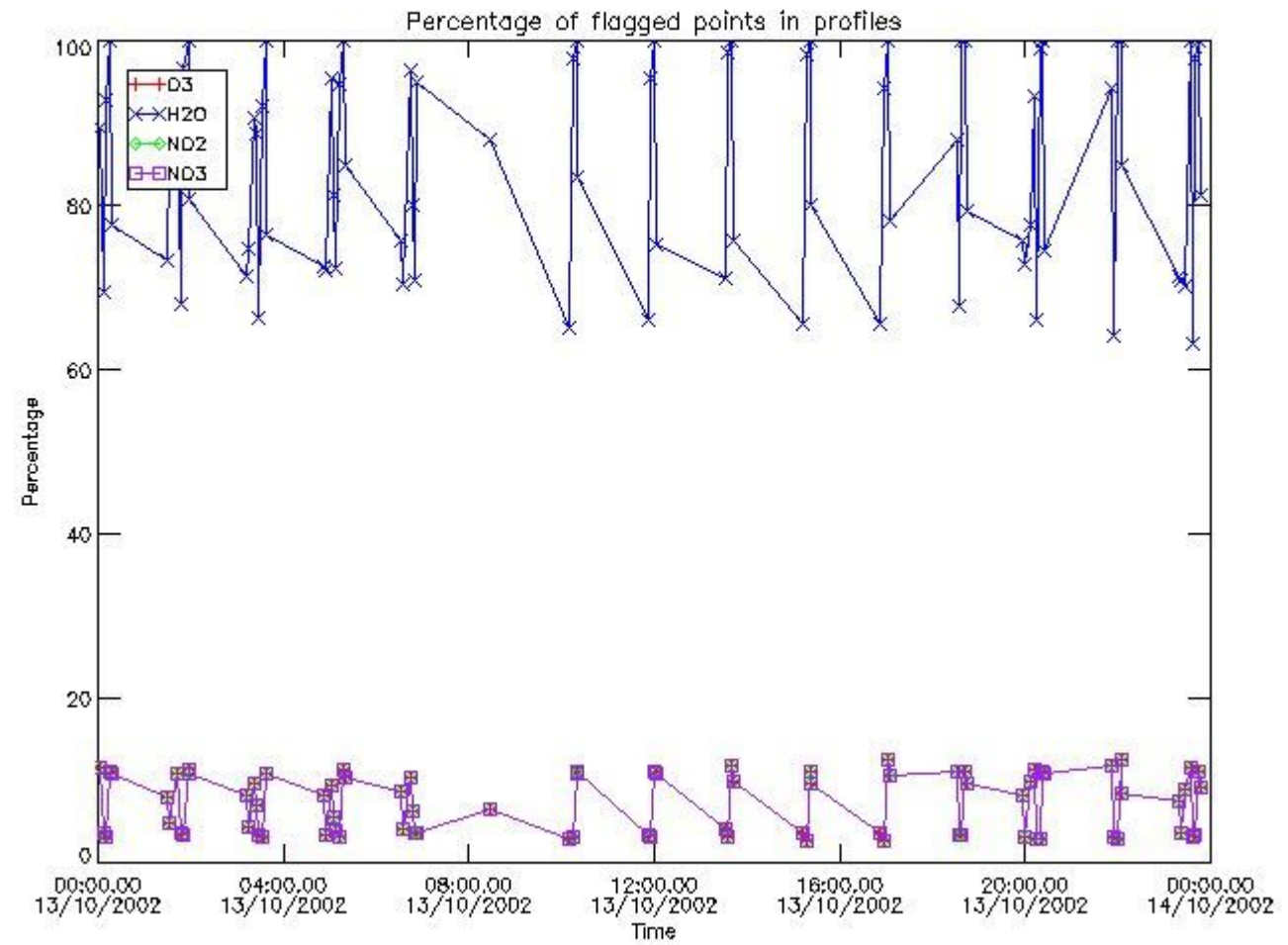


161	GOM_NL__2PRFIN20021013_201833_000001862010_00186_03246_8978.N1	13-OCT-2002 20:18:33	Dark	186.00	47	2Bet CMa	1.9760	28000.	372	3246	No
162	GOM_NL__2PRFIN20021013_202328_000000462010_00186_03246_8979.N1	13-OCT-2002 20:23:28	Dark	46.000	143	Alp Hyi	2.8570	7200.0	92	3246	No
163	GOM_NL__2PRFIN20021013_202455_000000522010_00186_03246_8980.N1	13-OCT-2002 20:24:55	Dark	51.500	9	Alp Eri	0.45300	24000.	103	3246	No
164	GOM_NL__2PRFIN20021013_202720_000000582010_00186_03246_8981.N1	13-OCT-2002 20:27:20	Straylight	57.500	157	The1Eri	2.9060	9300.0	115	3246	No
165	GOM_NL__2PRFIN20021013_202959_000000492010_00186_03246_8982.N1	13-OCT-2002 20:29:59	Straylight	48.500	84	Alp Phe	2.3970	4500.0	97	3246	No
166	GOM_NL__2PRFIN20021013_215305_000000442010_00187_03247_8976.N1	13-OCT-2002 21:53:05	Dark	43.500	29	Bet Car	1.6720	10200.	87	3247	No
167	GOM_NL__2PRFIN20021013_215508_000001602010_00187_03247_8977.N1	13-OCT-2002 21:55:08	Dark	159.50	1	9Alp CMa	-1.4400	11000.	319	3247	No
168	GOM_NL__2PRFIN20021013_215913_000001852010_00187_03247_8978.N1	13-OCT-2002 21:59:13	Dark	185.00	47	2Bet CMa	1.9760	28000.	370	3247	No
169	GOM_NL__2PRFIN20021013_220405_000000452010_00187_03247_8979.N1	13-OCT-2002 22:04:05	Dark	45.000	143	Alp Hyi	2.8570	7200.0	90	3247	No
170	GOM_NL__2PRFIN20021013_220531_000000602010_00187_03247_2739.N1	13-OCT-2002 22:05:31	Dark	60.000	9	Alp Eri	0.45300	24000.	120	3247	No
171	GOM_NL__2PRFIN20021013_220756_000000582010_00187_03247_2740.N1	13-OCT-2002 22:07:56	Straylight	57.500	157	The1Eri	2.9060	9300.0	115	3247	No
172	GOM_NL__2PRFIN20021013_221035_000000512010_00187_03247_2741.N1	13-OCT-2002 22:10:35	Straylight	50.500	84	Alp Phe	2.3970	4500.0	101	3247	No
173	GOM_NL__2PRFIN20021013_221712_000000542010_00187_03247_2742.N1	13-OCT-2002 22:17:12	Straylight	53.500	52	16Bet Cet	2.0370	4500.0	107	3247	No
174	GOM_NL__2PRFIN20021013_222655_000000462010_00187_03247_2743.N1	13-OCT-2002 22:26:55	Bright	45.500	140	88Gam Peg	2.8340	26000.	91	3247	No
175	GOM_NL__2PRFIN20021013_223054_000000452010_00187_03247_2744.N1	13-OCT-2002 22:30:54	Bright	45.000	58	21Alp And	2.0730	11000.	90	3247	No
176	GOM_NL__2PRFIN20021013_223333_000000512010_00187_03247_2745.N1	13-OCT-2002 22:33:33	Bright	50.500	53	43Bet And	2.0480	3300.0	101	3247	No
177	GOM_NL__2PRFIN20021013_223522_000000562010_00187_03247_2746.N1	13-OCT-2002 22:35:22	Bright	55.500	173	4Bet Tri	3.0040	8900.0	111	3247	No
178	GOM_NL__2PRFIN20021013_223712_000000562010_00187_03247_2747.N1	13-OCT-2002 22:37:12	Bright	55.500	73	57Gam1And	2.2600	13100.	111	3247	No
179	GOM_NL__2PRFIN20021013_223901_000000462010_00187_03247_2748.N1	13-OCT-2002 22:39:01	Bright	46.000	68	18Alp Cas	2.2250	4500.0	92	3247	No
180	GOM_NL__2PRFIN20021013_224023_000000472010_00187_03247_2749.N1	13-OCT-2002 22:40:23	Bright	46.500	76	27Gam Cas	2.3000	30000.	93	3247	No
181	GOM_NL__2PRFIN20021013_224234_000000572010_00187_03247_2750.N1	13-OCT-2002 22:42:34	Bright	56.500	160	23Gam Per	2.9300	4700.0	113	3247	No
182	GOM_NL__2PRFIN20021013_224454_000000842010_00187_03247_2751.N1	13-OCT-2002 22:44:54	Bright	84.000	149	45Eps Per	2.8880	30000.	168	3247	No
183	GOM_NL__2PRFIN20021013_224755_000000442010_00187_03247_2752.N1	13-OCT-2002 22:47:55	Bright	43.500	49	1Alp UMi	1.9900	6300.0	87	3247	No
184	GOM_NL__2PRFIN20021013_225048_000000432010_00187_03247_2753.N1	13-OCT-2002 22:50:48	Bright	42.500	60	7Bet UMi	2.0810	3950.0	85	3247	No
185	GOM_NL__2PRFIN20021013_225608_000000452010_00187_03247_2754.N1	13-OCT-2002 22:56:08	Bright	44.500	36	50Alp UMa	1.8000	6300.0	89	3247	No
186	GOM_NL__2PRFIN20021013_225741_000000432010_00187_03247_2755.N1	13-OCT-2002 22:57:41	Bright	43.000	82	48Bet UMa	2.3650	10600.	86	3247	No
187	GOM_NL__2PRFIN20021013_230103_000000432010_00187_03247_2756.N1	13-OCT-2002 23:01:03	Bright	43.000	174	52Psi UMa	3.0040	4400.0	86	3247	No
188	GOM_NL__2PRFIN20021013_230829_000001082010_00187_03247_2757.N1	13-OCT-2002 23:08:29	Bright	107.50	17	78Bet Gem	1.1610	4500.0	215	3247	No
189	GOM_NL__2PRFIN20021013_231821_000000692010_00187_03247_2758.N1	13-OCT-2002 23:18:21	Dark	68.500	48	30Alp Hya	1.9770	4100.0	137	3247	No
190	GOM_NL__2PRFIN20021013_232133_000001432010_00187_03247_2759.N1	13-OCT-2002 23:21:33	Dark	143.00	8	10Alp CMi	0.40000	6500.0	286	3247	No
191	GOM_NL__2PRFIN20021013_232757_000000582010_00187_03247_2760.N1	13-OCT-2002 23:27:57	Dark	57.500	65	Lam Vel	2.2040	4400.0	115	3247	No
192	GOM_NL__2PRFIN20021013_233341_000000442010_00188_03248_2494.N1	13-OCT-2002 23:33:41	Dark	44.000	29	Bet Car	1.6720	10200.	88	3248	No
193	GOM_NL__2PRFIN20021013_233547_000001642010_00188_03248_2495.N1	13-OCT-2002 23:35:47	Dark	164.00	1	9Alp CMa	-1.4400	11000.	328	3248	No
194	GOM_NL__2PRFIN20021013_233952_000001862010_00188_03248_2496.N1	13-OCT-2002 23:39:52	Dark	185.50	47	2Bet CMa	1.9760	28000.	371	3248	No
195	GOM_NL__2PRFIN20021013_234440_000000462010_00188_03248_2497.N1	13-OCT-2002 23:44:40	Dark	46.000	143	Alp Hyi	2.8570	7200.0	92	3248	No
196	GOM_NL__2PRFIN20021013_234607_000000562010_00188_03248_2498.N1	13-OCT-2002 23:46:07	Dark	56.000	9	Alp Eri	0.45300	24000.	112	3248	No
197	GOM_NL__2PRFIN20021013_234834_000000572010_00188_03248_2499.N1	13-OCT-2002 23:48:34	Straylight	56.500	157	The1Eri	2.9060	9300.0	113	3248	No
198	GOM_NL__2PRFIN20021013_235111_000000522010_00188_03248_2500.N1	13-OCT-2002 23:51:11	Straylight	52.000	84	Alp Phe	2.3970	4500.0	104	3248	No
199	GOM_NL__2PRFIN20021013_235748_000000532010_00188_03248_2501.N1	13-OCT-2002 23:57:48	Straylight	52.500	52	16Bet Cet	2.0370	4500.0	105	3248	No

### 3. Quality information per product

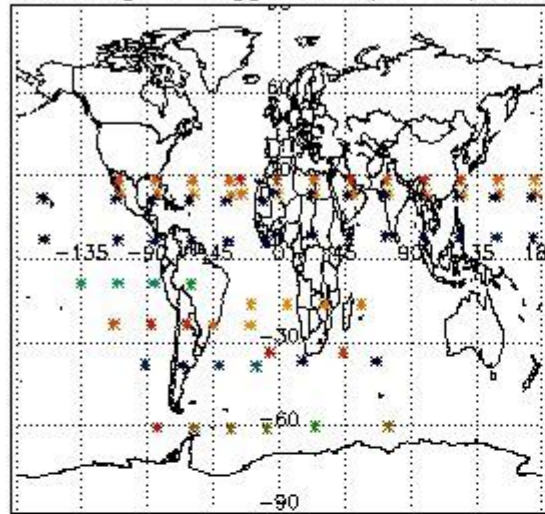
In this section it is plotted some information contained in the Quality Summary data set of the level 2 products. Only products in dark limb conditions and without errors (error flag in the MPH set to "0") are used.

#### 3.1 Plot quality information per product (time dependant)

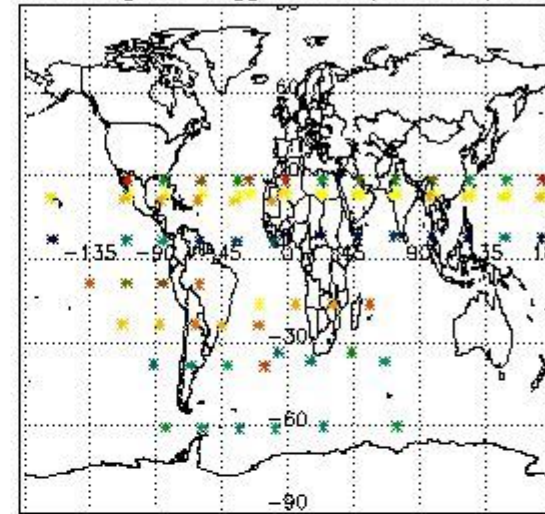


3.2 Plot quality information per product (world map)

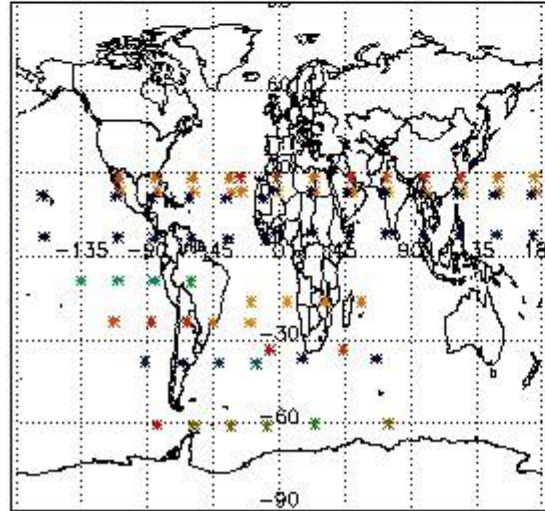
Percentage of flagged data per O3 profile



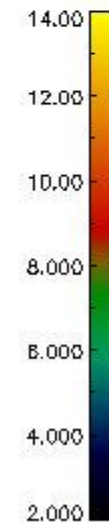
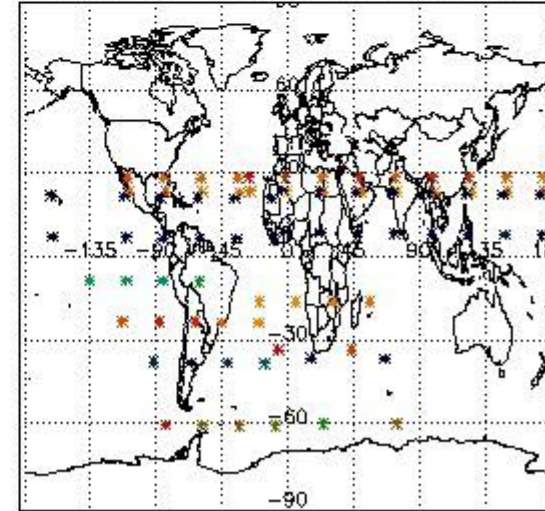
Percentage of flagged data per H2O profile



Percentage of flagged data per NO2 profile



Percentage of flagged data per NO3 profile

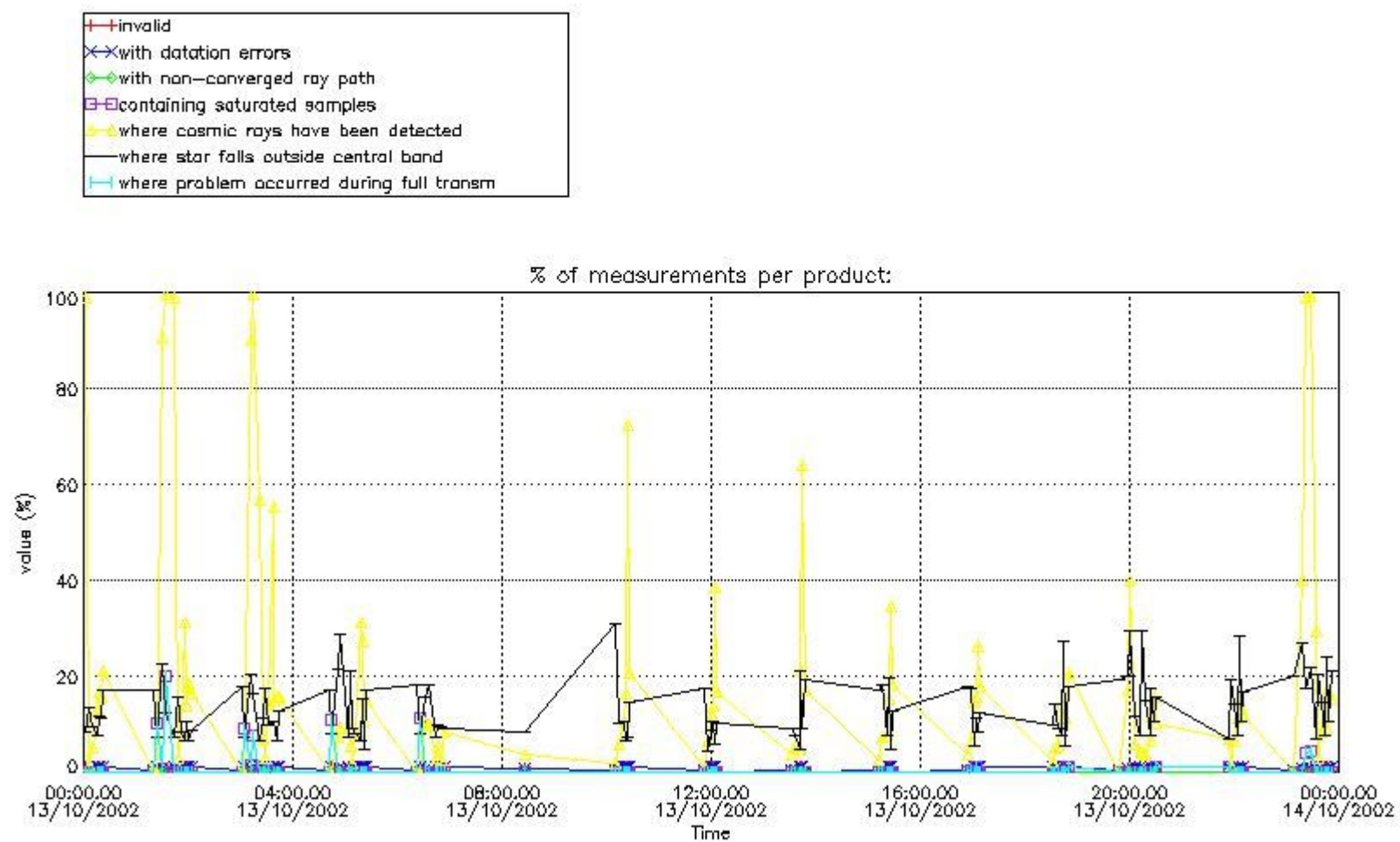


#### 4. Level 1 quality information per product

In this section it is plotted some information contained in the Quality Summary data set of the level 2 products that comes from the level 1b processing. Products without errors (error flag in the MPH set to "0") are used.

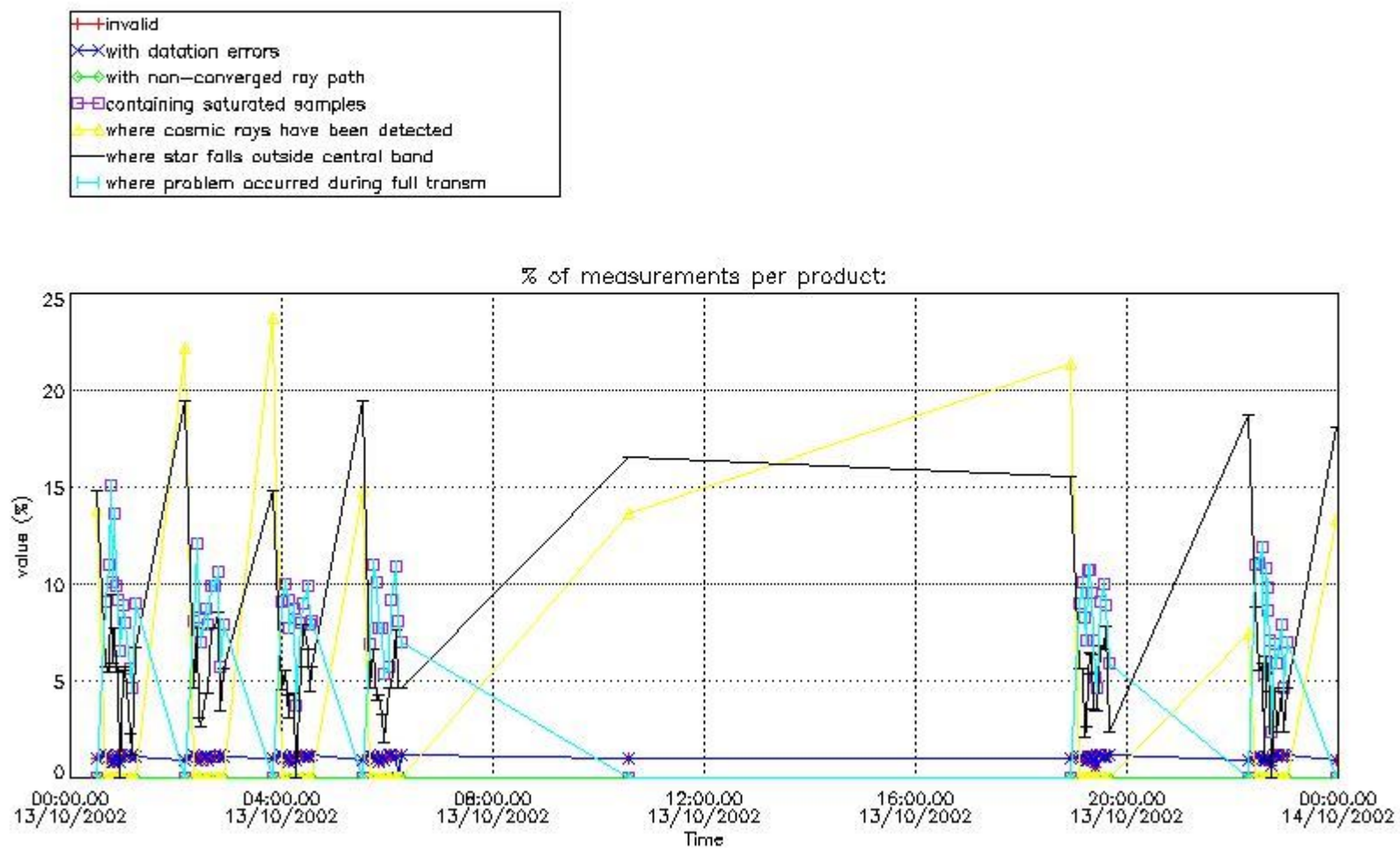
##### 4.1 Plot quality information per product (time dependant) coming from level 1b processing

###### 4.1.1 Plot level 1 quality information per product (time dependant): ENVISAT ASCENDING passes



4.1.2 Plot level 1 quality information per product (time dependant): ENVI SAT DESCENDING passes

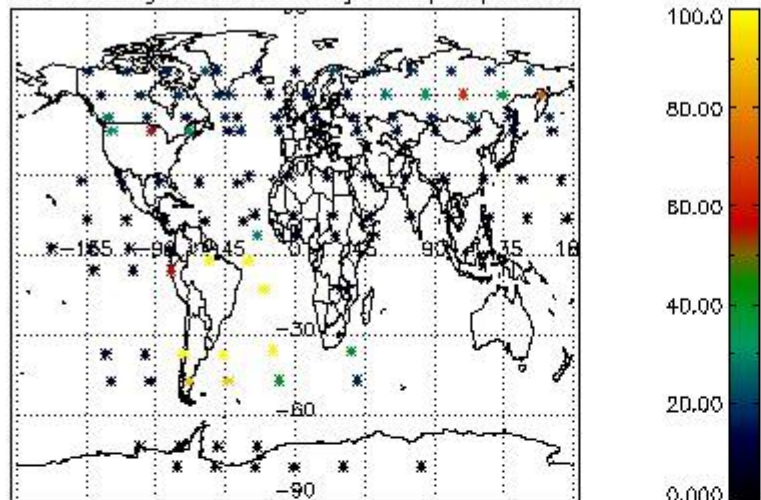




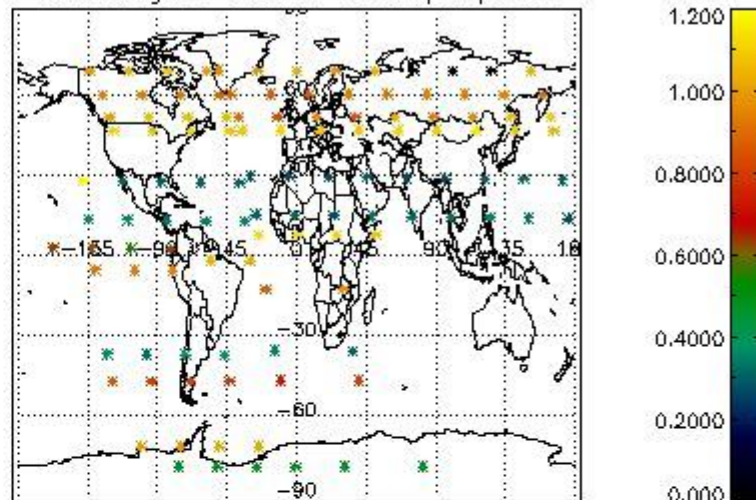
4.2 Plot quality information per product coming from level 1b processing (world map)

4.2.1 Plot level 1 quality information per product (world map): ENVISAT ASCENDING passes

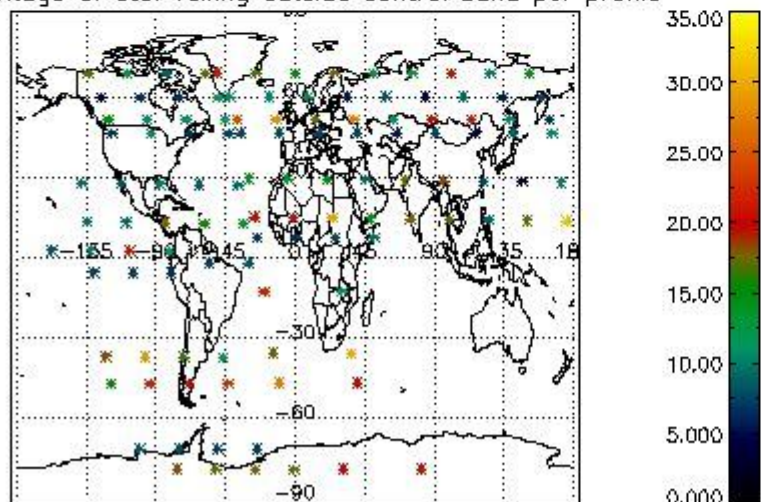
Percentage of cosmic ray hits per profile



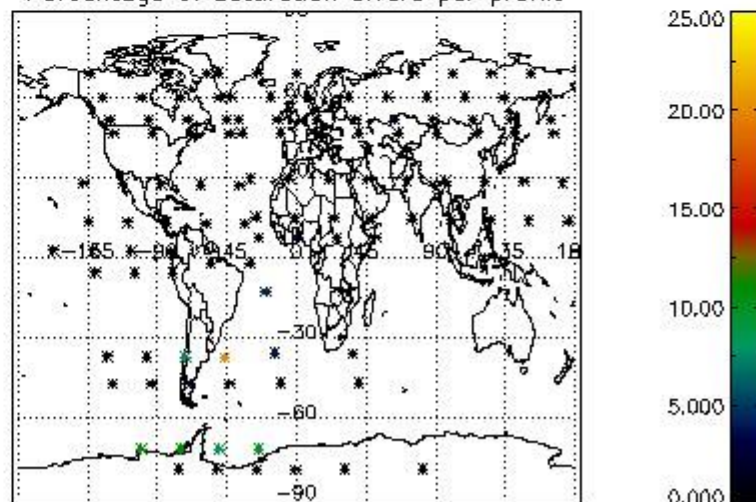
Percentage of datation errors per profile



Percentage of star falling outside central band per profile

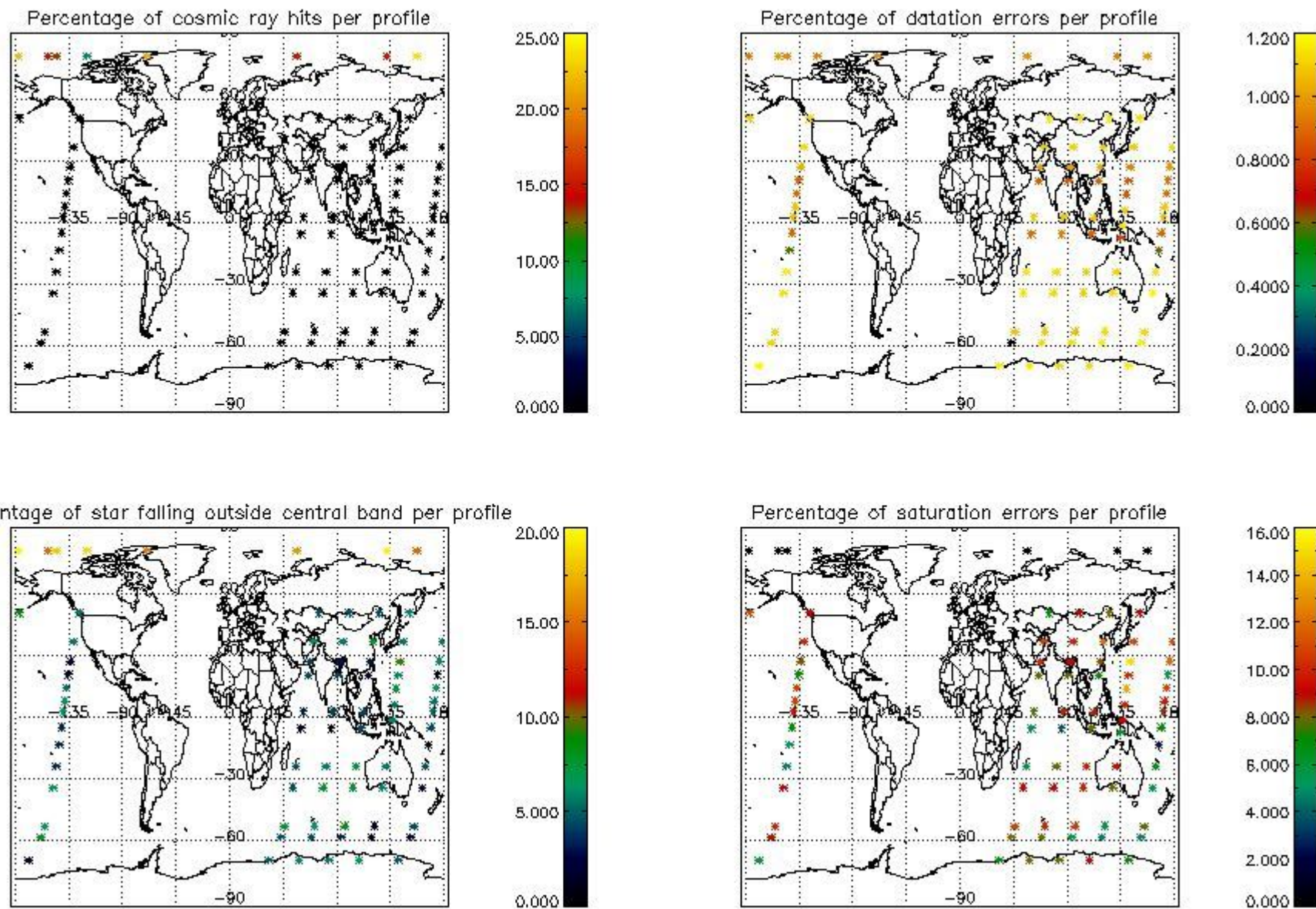


Percentage of saturation errors per profile



4.2.2 Plot level 1 quality information per product (world map): ENVISAT DESCENDING passes





## 5. Trace gas profiles

### 5.1 Ozone statistics based on quality of products

The final quality of the products can be "measured" using the STD (Standard Deviation) attached to every point profile. This information is written to the parameter GOM\_NL\_\_2P/NL\_LOCAL\_SPECIES\_DENSITY/o3\_std of the level 2 products. The table below shows the statistics for given STD ranges.

The statistics are given with respect to the overall valid production:

- Products without fatal errors: GOM\_NL\_\_2P/MPH/PRODUCT\_ERR=0
- Valid point profile: GOM\_NL\_\_2P/NL\_LOCAL\_SPECIES\_DENSITY/pcd(0)=0

The 'Criteria' is applied to valid points of dark limb products:

- Products in dark limb illumination condition: GOM\_NL\_\_2P/NL\_SUMMARY\_QUALITY/obs\_ill\_cond=0
- Products without fatal errors: GOM\_NL\_\_2P/MPH/PRODUCT\_ERR=0
- Valid point profile: GOM\_NL\_\_2P/NL\_LOCAL\_SPECIES\_DENSITY/pcd(0)=0

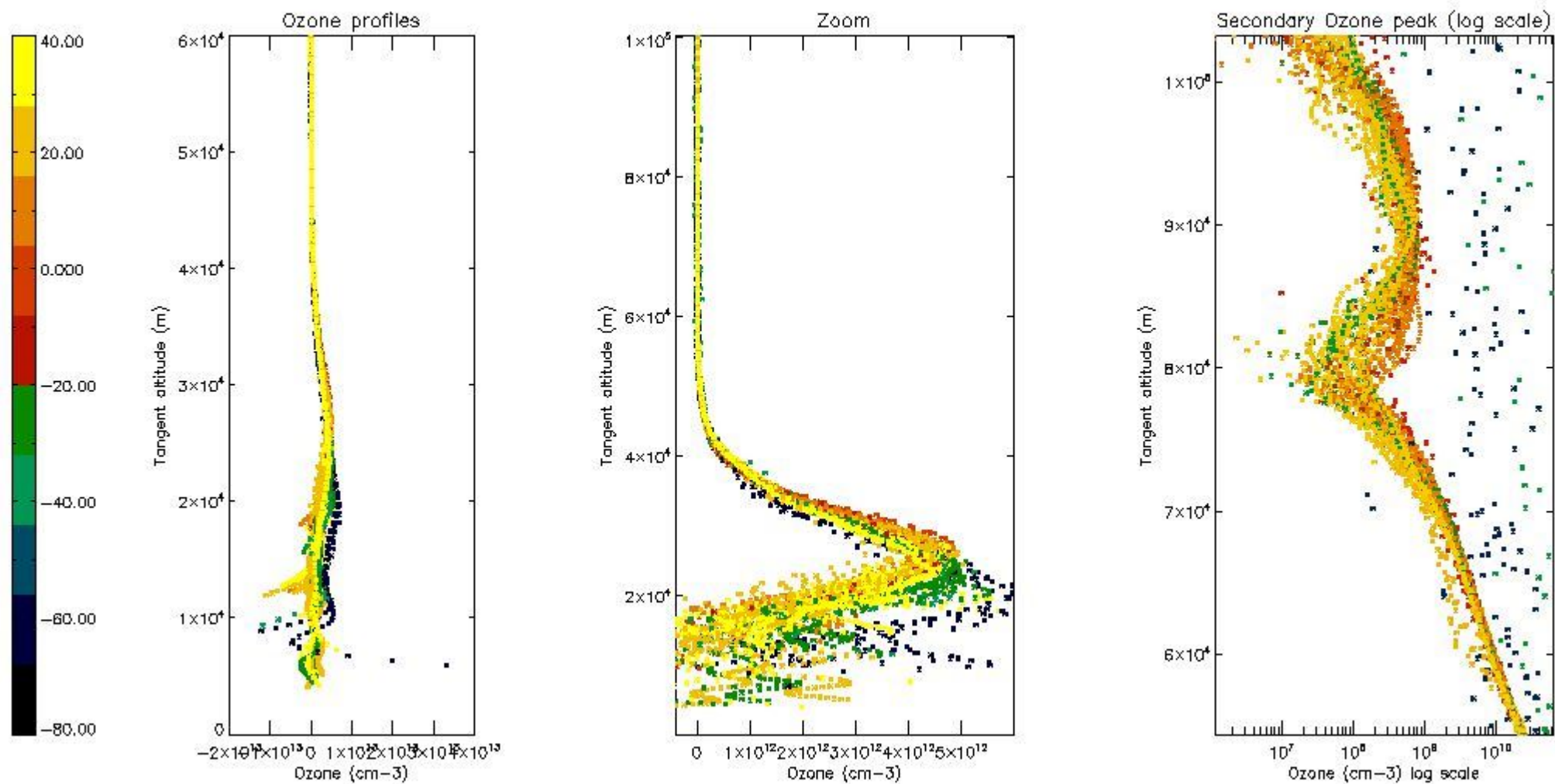
So, the table below shows the percentage of dark limb and valid observations for each criteria with respect to the overall valid daily observations.

Criteria	% of total production
All STD	58
STD < 20	36

STD < 10	33
STD < 5	29

5.2 Plot ozone profiles for all STD (dark without errors)

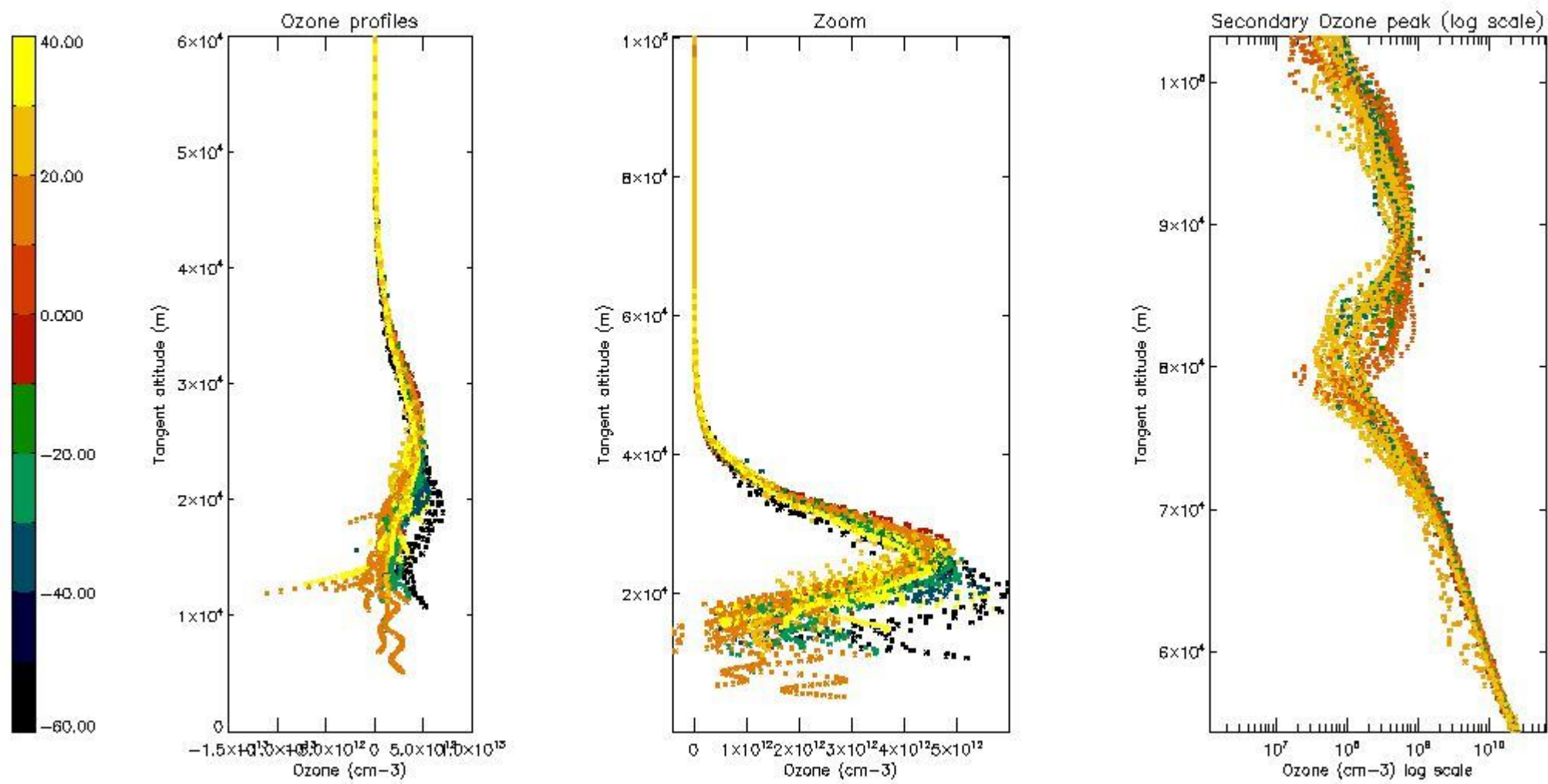
The colorbar represents the latitude.



5.3 Plot ozone profiles where STD < 20% (dark without errors)

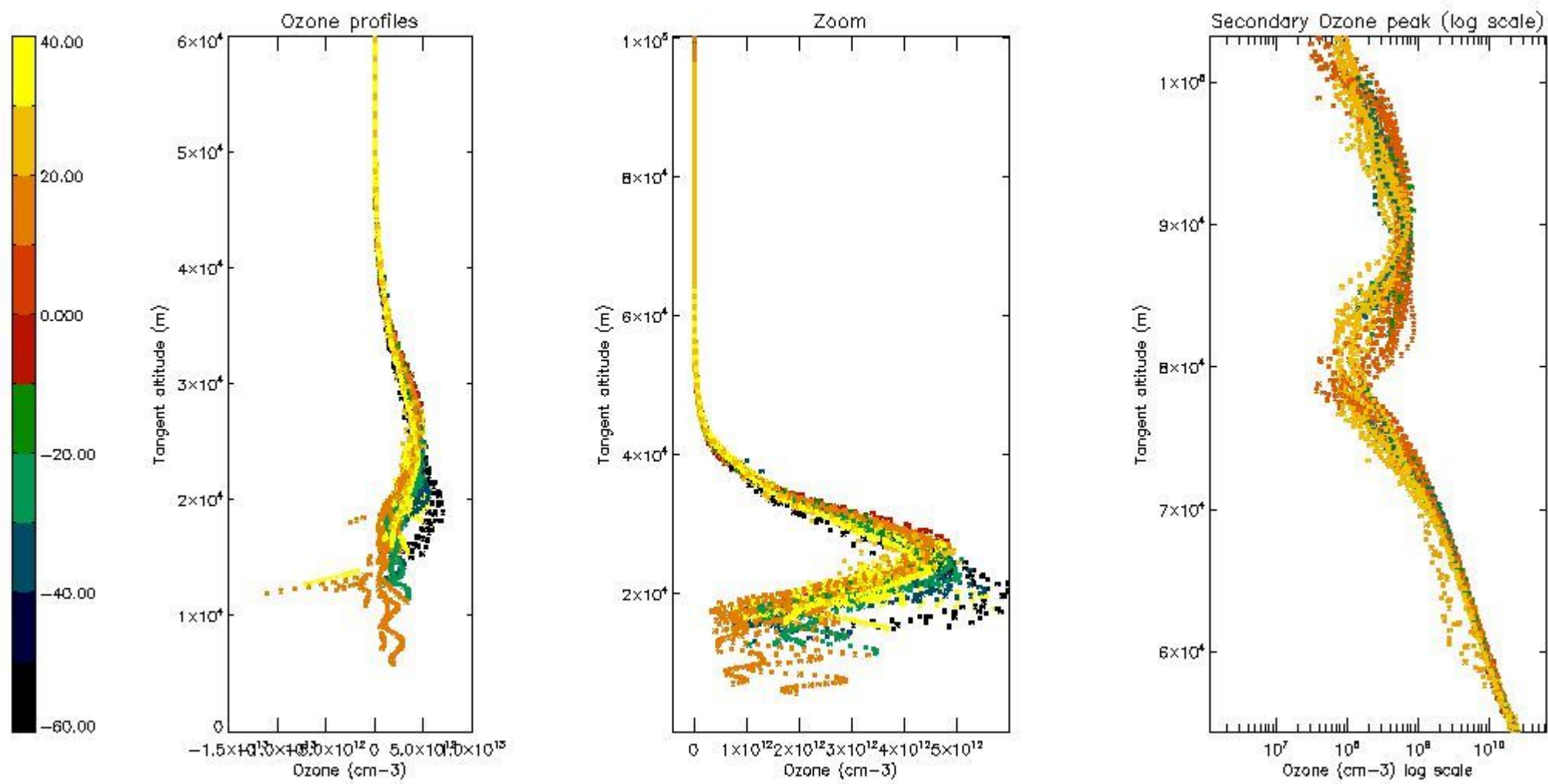
The colorbar represents the latitude.





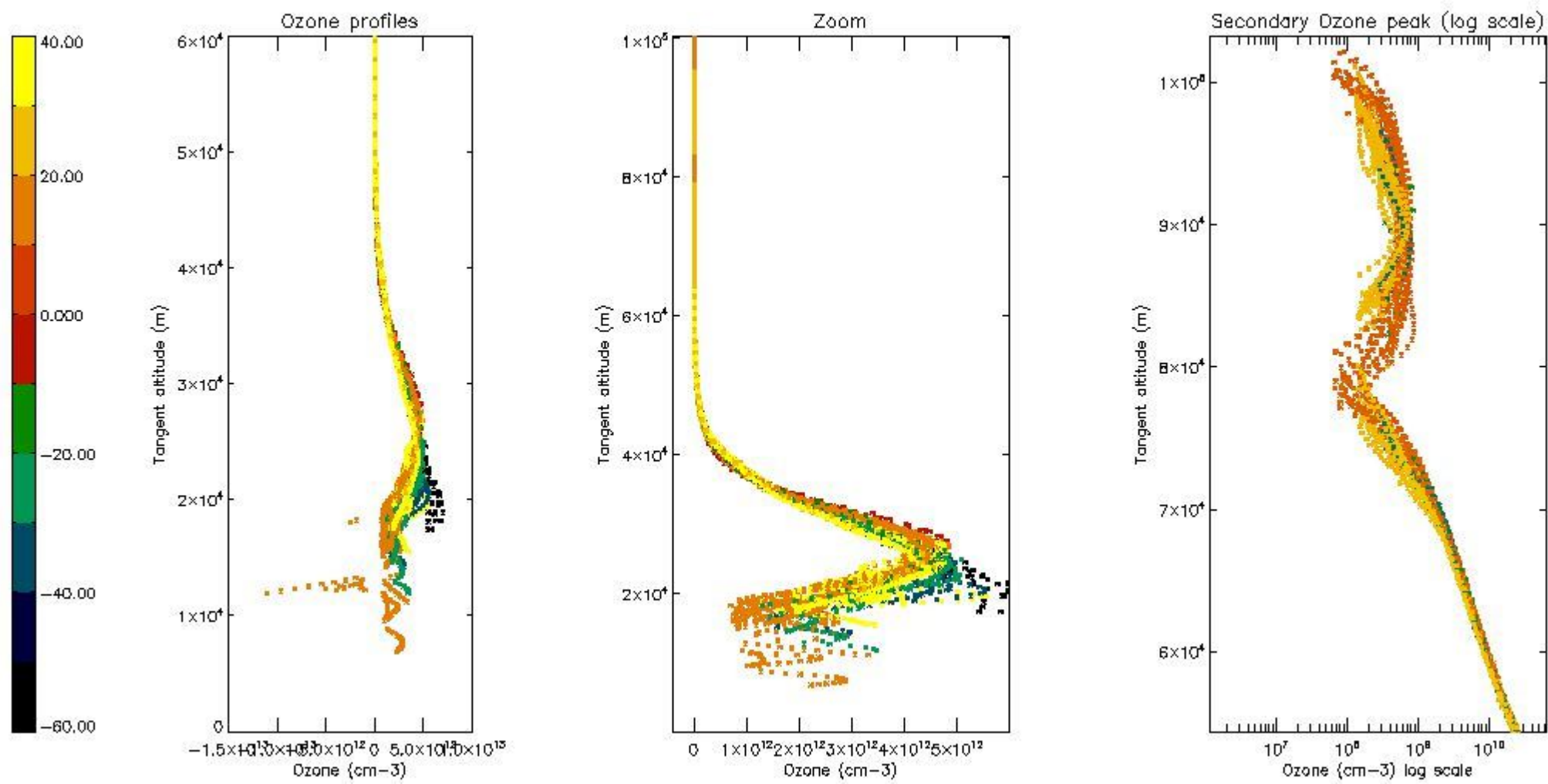
*5.4 Plot ozone profiles where STD < 10% (dark without errors)*

The colorbar represents the latitude.



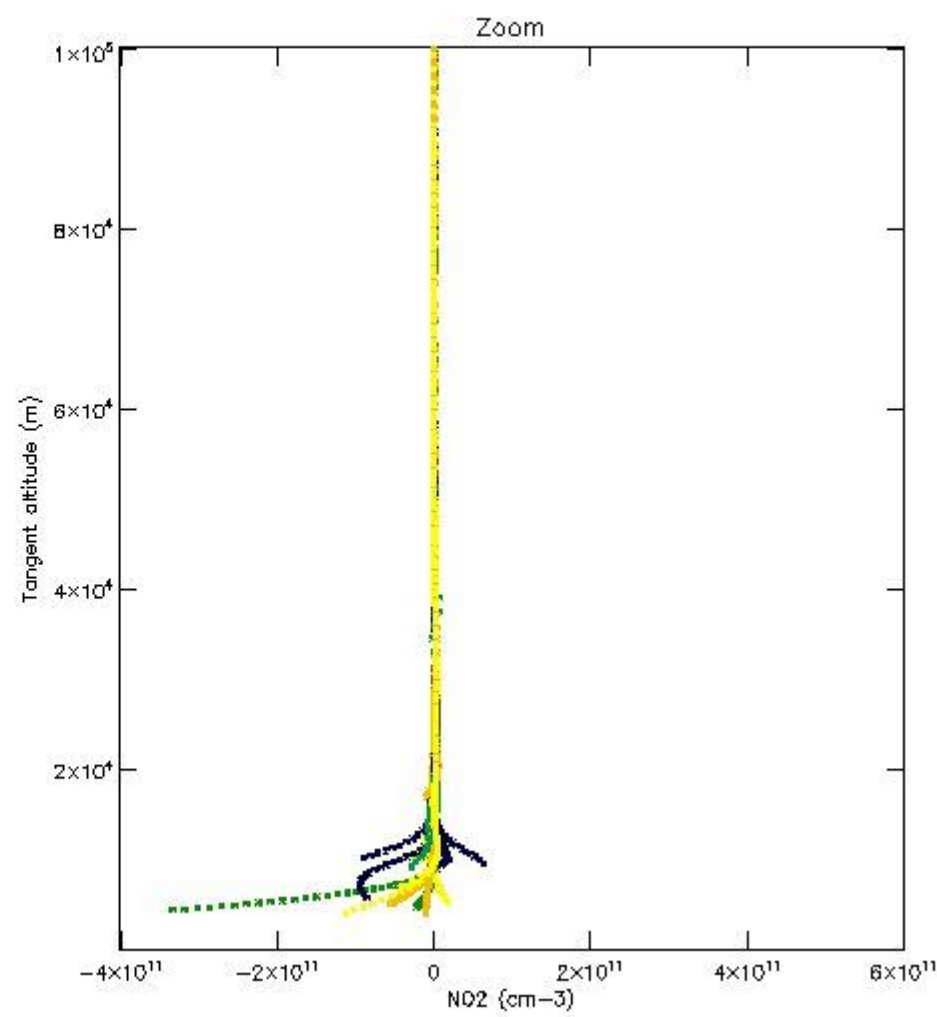
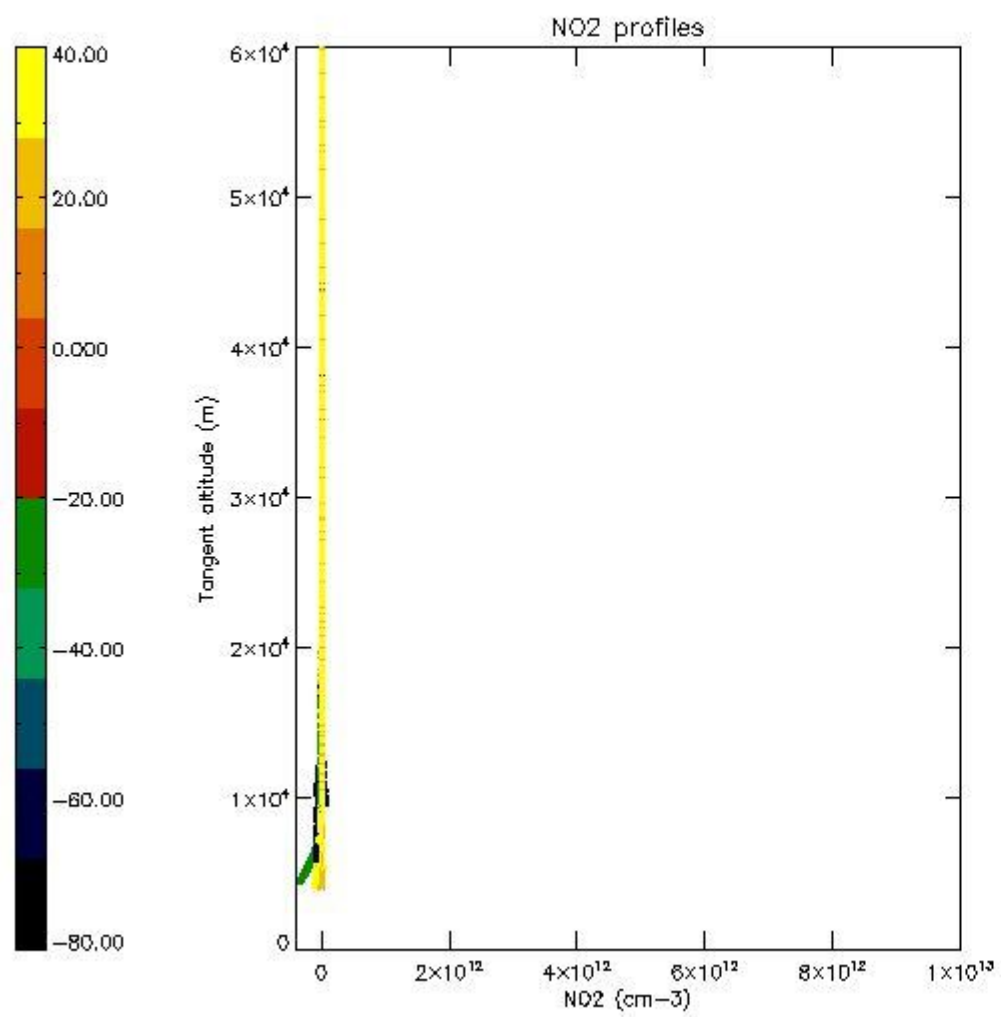
*5.5 Plot ozone profiles where STD < 5% (dark without errors)*

The colorbar represents the latitude.



*5.6 Plot NO<sub>2</sub> profiles for all STD (dark without errors)*

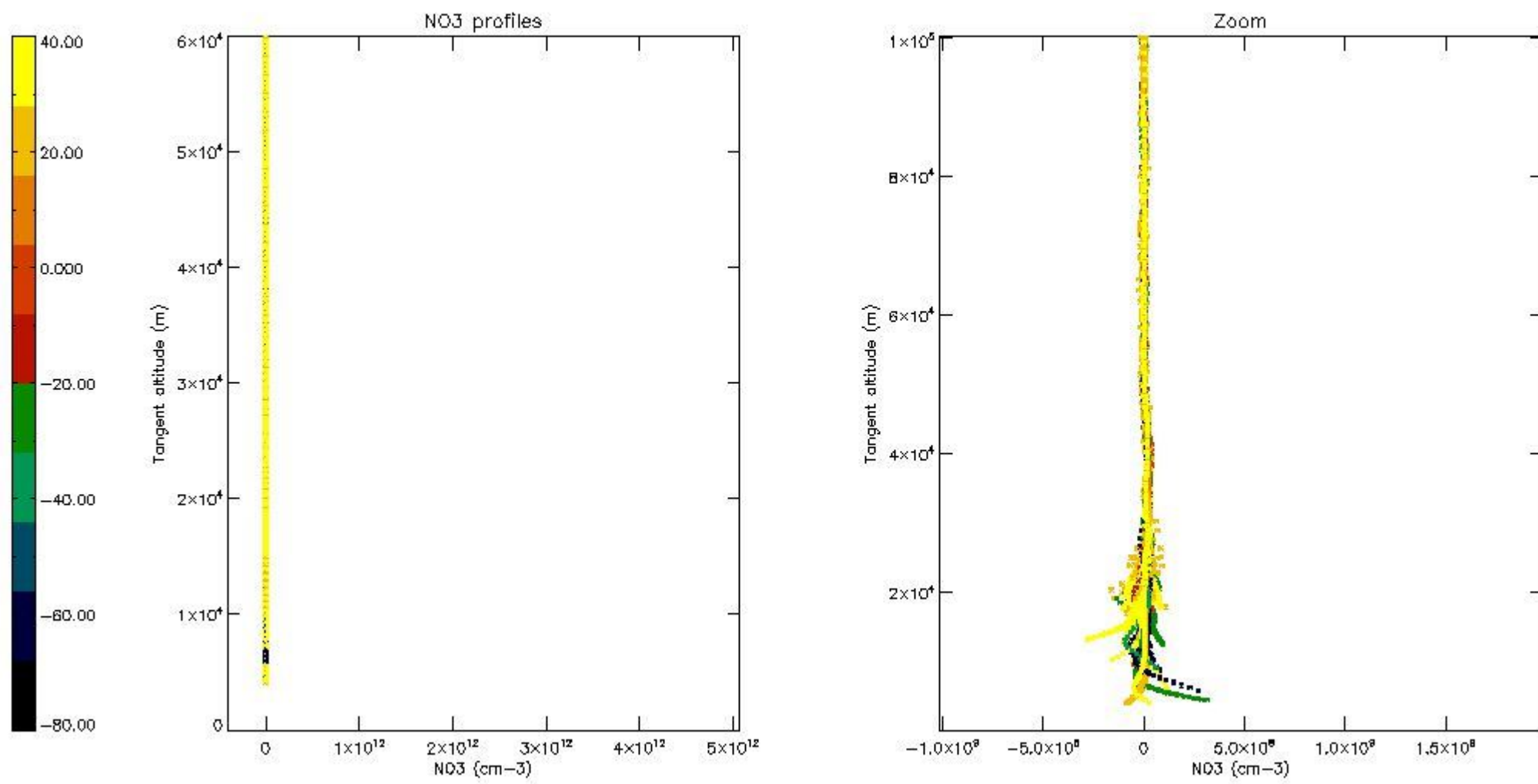
The colorbar represents the latitude.



*5.7 Plot NO3 profiles for all STD (dark without errors)*

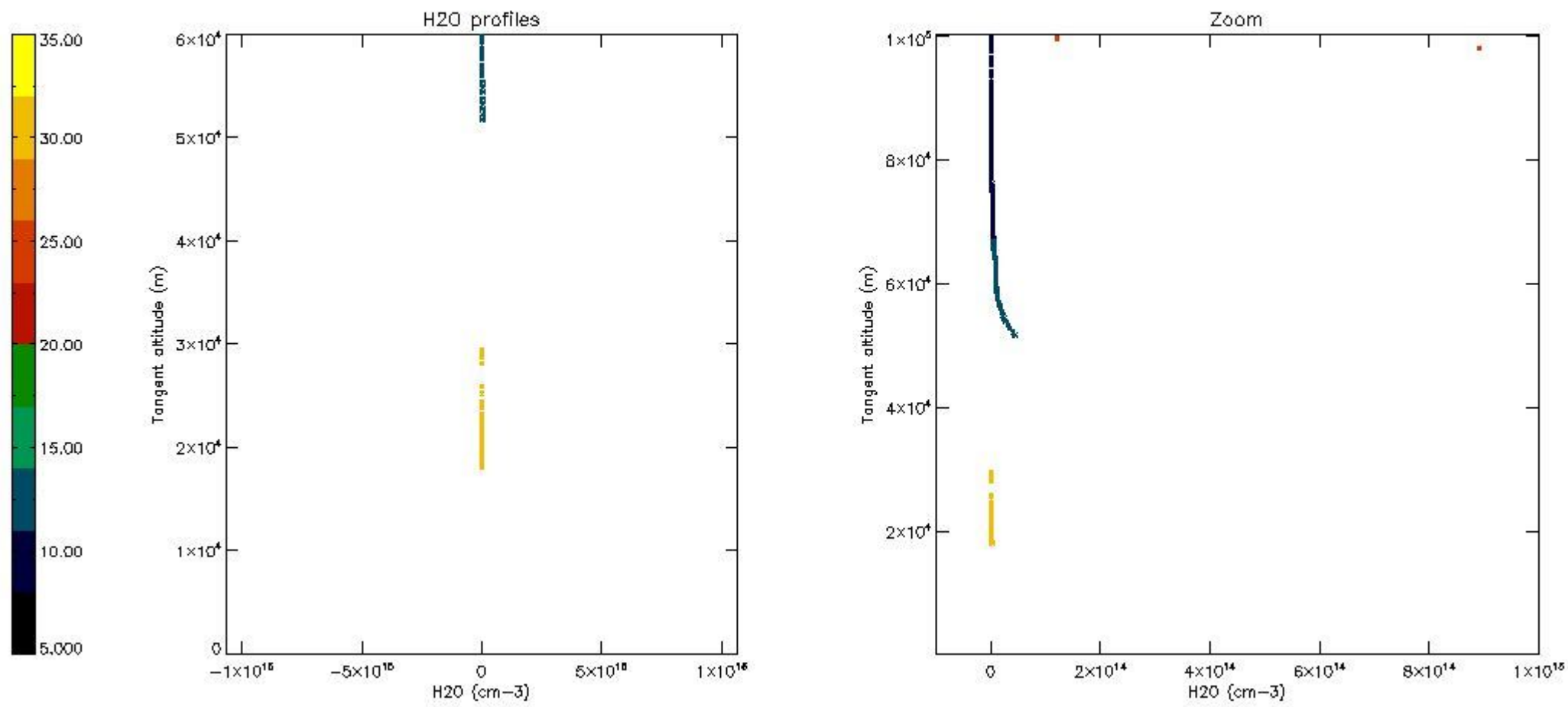
The colorbar represents the latitude.





5.8 Plot H<sub>2</sub>O profiles for all STD (only for occultations of stars 1,2,3,4,13,14,16,26,63 dark without errors)

The colorbar represents the latitude.



## 6. Auxiliary Data Files used for the production reported in section 2

The number reported in the third column indicates since which file (see list in section 2) the corresponding auxiliary file has been used. The fourth column is the date of those product files.

Type	Auxiliary Filename	Used since product	Used since product date
INST_PHYS_CHARACTERISTICS	GOM_INS_AXNIEC20050627_150440_20020301_000000_20100101_000000	1	13-OCT-2002 00:02:37
LEVEL-2_PROC_CONFIG	GOM_PR2_AXVIEC20091111_152718_20020301_000000_20500101_000000	1	13-OCT-2002 00:02:37
CROSS_SECTIONS_FILE	GOM_CRS_AXVIEC20091111_154832_20020301_000000_20500101_000000	1	13-OCT-2002 00:02:37

# GOMOS Level 2 Daily Report

## SUMMARY

### [1. General Info](#)

### [2. Summary of processed GOM\\_NL\\_2P products](#)

### [3. Level 2 Quality information per product](#)

#### [3.1 Plot of level 2 quality information per product \(time dependant\)](#)

#### [3.2 Plot of level 2 quality information per product \(world map\)](#)

### [4. Level 1 Quality information per product \(stored on level 2 products\)](#)

#### [4.1 Plot of level 1 quality information per product \(time dependant\)](#)

##### [4.1.1 Plot of level 1 quality information per product \(time dependant\): ASCENDING](#)

##### [4.1.2 Plot of level 1 quality information per product \(time dependant\): DESCENDING](#)

#### [4.2 Plot of level 1 quality information per product \(world map\)](#)

##### [4.2.1 Plot of level 1 quality information per product \(world map\): ASCENDING](#)

##### [4.2.2 Plot of level 1 quality information per product \(world map\): DESCENDING](#)

### [5. Ozone profiles based on quality statistics and other trace gas profiles](#)

#### [5.1 Ozone statistics based on quality of products](#)

#### [5.2 Plot ozone profiles for all STD \(dark without errors\)](#)

#### [5.3 Plot ozone profiles where STD < 20% \(dark without errors\)](#)

#### [5.4. Plot ozone profiles where STD < 10% \(dark without errors\)](#)

#### [5.5. Plot ozone profiles where STD < 5% \(dark without errors\)](#)

#### [5.6 Plot NO2 profiles for all STD \(dark without errors\)](#)

#### [5.7 Plot NO3 profiles for all STD \(dark without errors\)](#)

#### [5.8 Plot H2O profiles \(only for occultations of stars 1,2,3,4,13,14,16,26,63 dark without errors\) for all STD](#)

### [6. Auxiliary Data Files used for the production reported in section 2](#)

This report presents the daily analysis on parameters extracted from GOMOS level 2 data (GOM\_NL\_\_2P). It is intended to monitor some important parameters that will impact the quality of these products. A list of level 2 products (and content) that have arrived during the reporting day to the PCF is also given.

Item	Value
Time of report generation	17APR2013 19:24:17
Data source version	GOMOS/6.01
Start time of products	13-10-2002 (13OCT2002 00:00:00)
Stop time of products	14-10-2002 (14OCT2002 00:00:00)
Store outputs in DB	Yes
Nb of level 2 prods	199
Nb of prods with errors	0

## 2. Summary of processed GOM\_NL\_\_2P products.

Nr	Filename	UTC Start time	Limb	Duration	Star Id	Star Name	Star Mag	Star Temp	Nb Meas	Orbit	Prod. error
1	GOM_NL__2PRFIN20021013_000237_000000482010_00173_03233_2480.N1	13-OCT-2002 00:02:37	Dark	48.000	46	Del Vel	1.9540	10600.	96	3233	No
2	GOM_NL__2PRFIN20021013_000642_000001432010_00174_03234_2457.N1	13-OCT-2002 00:06:42	Dark	142.50	1	9Alp CMa	-1.4400	11000.	285	3234	No
3	GOM_NL__2PRFIN20021013_001043_000001662010_00174_03234_2458.N1	13-OCT-2002 00:10:43	Dark	166.00	47	2Bet CMa	1.9760	28000.	332	3234	No
4	GOM_NL__2PRFIN20021013_001613_000000462010_00174_03234_2459.N1	13-OCT-2002 00:16:13	Dark	46.000	143	Alp Hyi	2.8570	7200.0	92	3234	No
5	GOM_NL__2PRFIN20021013_001741_000000482010_00174_03234_2460.N1	13-OCT-2002 00:17:41	Dark	47.500	9	Alp Eri	0.45300	24000.	95	3234	No
6	GOM_NL__2PRFIN20021013_002003_000000572010_00174_03234_2461.N1	13-OCT-2002 00:20:03	Straylight	57.000	157	The1Eri	2.9060	9300.0	114	3234	No
7	GOM_NL__2PRFIN20021013_002246_000000502010_00174_03234_2462.N1	13-OCT-2002 00:22:46	Straylight	50.000	84	Alp Phe	2.3970	4500.0	100	3234	No
8	GOM_NL__2PRFIN20021013_002923_000000512010_00174_03234_2463.N1	13-OCT-2002 00:29:23	Straylight	50.500	52	16Bet Cet	2.0370	4500.0	101	3234	No
9	GOM_NL__2PRFIN20021013_003909_000000442010_00174_03234_2464.N1	13-OCT-2002 00:39:09	Bright	44.000	140	88Gam Peg	2.8340	26000.	88	3234	No
10	GOM_NL__2PRFIN20021013_004307_000000462010_00174_03234_2465.N1	13-OCT-2002 00:43:07	Bright	45.500	58	21Alp And	2.0730	11000.	91	3234	No
11	GOM_NL__2PRFIN20021013_004551_000000532010_00174_03234_2466.N1	13-OCT-2002 00:45:51	Bright	53.000	53	43Bet And	2.0480	3300.0	106	3234	No
12	GOM_NL__2PRFIN20021013_004746_000000602010_00174_03234_2467.N1	13-OCT-2002 00:47:46	Bright	59.500	173	4Bet Tri	3.0040	8900.0	119	3234	No
13	GOM_NL__2PRFIN20021013_004933_000000592010_00174_03234_2468.N1	13-OCT-2002 00:49:33	Bright	58.500	73	57Gam1And	2.2600	13100.	117	3234	No
14	GOM_NL__2PRFIN20021013_005142_000000462010_00174_03234_2469.N1	13-OCT-2002 00:51:42	Bright	45.500	74	11Bet Cas	2.2680	6600.0	91	3234	No
15	GOM_NL__2PRFIN20021013_005345_000000442010_00174_03234_2470.N1	13-OCT-2002 00:53:45	Bright	43.500	89	5Alp Cep	2.4510	8000.0	87	3234	No
16	GOM_NL__2PRFIN20021013_005531_000000622010_00174_03234_2471.N1	13-OCT-2002 00:55:31	Bright	61.500	35	33Alp Per	1.7950	6250.0	123	3234	No
17	GOM_NL__2PRFIN20021013_010008_000000452010_00174_03234_2472.N1	13-OCT-2002 01:00:08	Bright	45.000	49	1Alp UMi	1.9900	6300.0	90	3234	No
18	GOM_NL__2PRFIN20021013_010258_000000442010_00174_03234_2473.N1	13-OCT-2002 01:02:58	Bright	44.000	60	7Bet UMi	2.0810	3950.0	88	3234	No
19	GOM_NL__2PRFIN20021013_010819_000000452010_00174_03234_2474.N1	13-OCT-2002 01:08:19	Bright	44.500	36	50Alp UMa	1.8000	6300.0	89	3234	No
20	GOM_NL__2PRFIN20021013_010953_000000432010_00174_03234_2475.N1	13-OCT-2002 01:09:53	Bright	43.000	82	48Bet UMa	2.3650	10600.	86	3234	No
21	GOM_NL__2PRFIN20021013_011314_000000452010_00174_03234_2476.N1	13-OCT-2002 01:13:14	Bright	44.500	174	52Psi UMa	3.0040	4400.0	89	3234	No
22	GOM_NL__2PRFIN20021013_012037_000001002010_00174_03234_2477.N1	13-OCT-2002 01:20:37	Bright	99.500	17	78Bet Gem	1.1610	4500.0	199	3234	No
23	GOM_NL__2PRFIN20021013_012318_000000492010_00174_03234_2478.N1	13-OCT-2002 01:23:18	Bright	49.000	22	32Alp Leo	1.3600	15200.	98	3234	No
24	GOM_NL__2PRFIN20021013_013026_000000642010_00174_03234_2479.N1	13-OCT-2002 01:30:26	Dark	64.000	48	30Alp Hya	1.9770	4100.0	128	3234	No
25	GOM_NL__2PRFIN20021013_013317_000001252010_00174_03234_2480.N1	13-OCT-2002 01:33:17	Dark	124.50	8	10Alp CMi	0.40000	6500.0	249	3234	No
26	GOM_NL__2PRFIN20021013_014313_000000482010_00174_03234_2481.N1	13-OCT-2002 01:43:13	Dark	47.500	46	Del Vel	1.9540	10600.	95	3234	No
27	GOM_NL__2PRFIN20021013_014721_000001462010_00175_03235_2477.N1	13-OCT-2002 01:47:21	Dark	146.00	1	9Alp CMa	-1.4400	11000.	292	3235	No
28	GOM_NL__2PRFIN20021013_015122_000001642010_00175_03235_2478.N1	13-OCT-2002 01:51:22	Dark	164.00	47	2Bet CMa	1.9760	28000.	328	3235	No
29	GOM_NL__2PRFIN20021013_015650_000000452010_00175_03235_2479.N1	13-OCT-2002 01:56:50	Dark	45.000	143	Alp Hyi	2.8570	7200.0	90	3235	No
30	GOM_NL__2PRFIN20021013_015817_000000472010_00175_03235_2480.N1	13-OCT-2002 01:58:17	Dark	47.000	9	Alp Eri	0.45300	24000.	94	3235	No
31	GOM_NL__2PRFIN20021013_020040_000000542010_00175_03235_2481.N1	13-OCT-2002 02:00:40	Straylight	54.000	157	The1Eri	2.9060	9300.0	108	3235	No
32	GOM_NL__2PRFIN20021013_020322_000000462010_00175_03235_2482.N1	13-OCT-2002 02:03:22	Straylight	45.500	84	Alp Phe	2.3970	4500.0	91	3235	No
33	GOM_NL__2PRFIN20021013_021000_000000542010_00175_03235_2483.N1	13-OCT-2002 02:10:00	Straylight	54.000	52	16Bet Cet	2.0370	4500.0	108	3235	No
34	GOM_NL__2PRFIN20021013_021945_000000442010_00175_03235_2484.N1	13-OCT-2002 02:19:45	Bright	43.500	140	88Gam Peg	2.8340	26000.	87	3235	No
35	GOM_NL__2PRFIN20021013_022344_000000462010_00175_03235_2485.N1	13-OCT-2002 02:23:44	Bright	45.500	58	21Alp And	2.0730	11000.	91	3235	No
36	GOM_NL__2PRFIN20021013_022627_000000492010_00175_03235_2486.N1	13-OCT-2002 02:26:27	Bright	48.500	53	43Bet And	2.0480	3300.0	97	3235	No
37	GOM_NL__2PRFIN20021013_022821_000000572010_00175_03235_2487.N1	13-OCT-2002 02:28:21	Bright	57.000	173	4Bet Tri	3.0040	8900.0	114	3235	No
38	GOM_NL__2PRFIN20021013_023316_000000462010_00175_03235_2488.N1	13-OCT-2002 02:33:16	Bright	46.000	76	27Gam Cas	2.3000	30000.	92	3235	No
39	GOM_NL__2PRFIN20021013_023533_000000572010_00175_03235_2489.N1	13-OCT-2002 02:35:33	Bright	57.000	160	23Gam Per	2.9300	4700.0	114	3235	No
40	GOM_NL__2PRFIN20021013_024044_000000462010_00175_03235_2490.N1	13-OCT-2002 02:40:44	Bright	45.500	49	1Alp UMi	1.9900	6300.0	91	3235	No
41	GOM_NL__2PRFIN20021013_024334_000000462010_00175_03235_2491.N1	13-OCT-2002 02:43:34	Bright	45.500	60	7Bet UMi	2.0810	3950.0	91	3235	No
42	GOM_NL__2PRFIN20021013_024855_000000472010_00175_03235_2492.N1	13-OCT-2002 02:48:55	Bright	47.000	36	50Alp UMa	1.8000	6300.0	94	3235	No



43	GOM_NL__2PRFIN20021013_025028_000000442010_00175_03235_2493.N1	13-OCT-2002 02:50:28	Bright	44.000	82	48Bet UMa	2.3650	10600.	88	3235	No
44	GOM_NL__2PRFIN20021013_025349_000000452010_00175_03235_2494.N1	13-OCT-2002 02:53:49	Bright	44.500	174	52Psi UMa	3.0040	4400.0	89	3235	No
45	GOM_NL__2PRFIN20021013_030113_000001022010_00175_03235_2495.N1	13-OCT-2002 03:01:13	Bright	101.50	17	78Bet Gem	1.1610	4500.0	203	3235	No
46	GOM_NL__2PRFIN20021013_030353_000000492010_00175_03235_2496.N1	13-OCT-2002 03:03:53	Bright	49.000	22	32Alp Leo	1.3600	15200.	98	3235	No
47	GOM_NL__2PRFIN20021013_031103_000000622010_00175_03235_2497.N1	13-OCT-2002 03:11:03	Dark	61.500	48	30Alp Hya	1.9770	4100.0	123	3235	No
48	GOM_NL__2PRFIN20021013_031355_000001332010_00175_03235_2498.N1	13-OCT-2002 03:13:55	Dark	133.00	8	10Alp CMi	0.40000	6500.0	266	3235	No
49	GOM_NL__2PRFIN20021013_032246_000000532010_00175_03235_2499.N1	13-OCT-2002 03:22:46	Dark	53.000	70	Zet Pup	2.2460	39000.	106	3235	No
50	GOM_NL__2PRFIN20021013_032502_000000812010_00176_03236_2477.N1	13-OCT-2002 03:25:02	Dark	80.500	37	25Del CMa	1.8300	5900.0	161	3236	No
51	GOM_NL__2PRFIN20021013_032800_000001512010_00176_03236_2478.N1	13-OCT-2002 03:28:00	Dark	150.50	1	9Alp CMa	-1.4400	11000.	301	3236	No
52	GOM_NL__2PRFIN20021013_033201_000001682010_00176_03236_2479.N1	13-OCT-2002 03:32:01	Dark	168.00	47	2Bet CMa	1.9760	28000.	336	3236	No
53	GOM_NL__2PRFIN20021013_033726_000000472010_00176_03236_2480.N1	13-OCT-2002 03:37:26	Dark	47.000	143	Alp Hyi	2.8570	7200.0	94	3236	No
54	GOM_NL__2PRFIN20021013_033853_000000472010_00176_03236_2481.N1	13-OCT-2002 03:38:53	Dark	47.000	9	Alp Eri	0.45300	24000.	94	3236	No
55	GOM_NL__2PRFIN20021013_034116_000000542010_00176_03236_2482.N1	13-OCT-2002 03:41:16	Straylight	54.000	157	The1Eri	2.9060	9300.0	108	3236	No
56	GOM_NL__2PRFIN20021013_034358_000000482010_00176_03236_2483.N1	13-OCT-2002 03:43:58	Straylight	47.500	84	Alp Phe	2.3970	4500.0	95	3236	No
57	GOM_NL__2PRFIN20021013_035035_000000512010_00176_03236_2484.N1	13-OCT-2002 03:50:35	Straylight	50.500	52	16Bet Cet	2.0370	4500.0	101	3236	No
58	GOM_NL__2PRFIN20021013_040020_000000442010_00176_03236_2485.N1	13-OCT-2002 04:00:20	Bright	44.000	140	88Gam Peg	2.8340	26000.	88	3236	No
59	GOM_NL__2PRFIN20021013_040419_000000452010_00176_03236_2486.N1	13-OCT-2002 04:04:19	Bright	45.000	58	21Alp And	2.0730	11000.	90	3236	No
60	GOM_NL__2PRFIN20021013_040702_000000492010_00176_03236_2487.N1	13-OCT-2002 04:07:02	Bright	49.000	53	43Bet And	2.0480	3300.0	98	3236	No
61	GOM_NL__2PRFIN20021013_040856_000000582010_00176_03236_2488.N1	13-OCT-2002 04:08:56	Bright	58.000	173	4Bet Tri	3.0040	8900.0	116	3236	No
62	GOM_NL__2PRFIN20021013_041351_000000462010_00176_03236_2489.N1	13-OCT-2002 04:13:51	Bright	46.000	76	27Gam Cas	2.3000	30000.	92	3236	No
63	GOM_NL__2PRFIN20021013_041608_000000542010_00176_03236_2490.N1	13-OCT-2002 04:16:08	Bright	54.000	160	23Gam Per	2.9300	4700.0	108	3236	No
64	GOM_NL__2PRFIN20021013_042120_000000442010_00176_03236_2491.N1	13-OCT-2002 04:21:20	Bright	44.000	49	1Alp UMi	1.9900	6300.0	88	3236	No
65	GOM_NL__2PRFIN20021013_042411_000000452010_00176_03236_2492.N1	13-OCT-2002 04:24:11	Bright	44.500	60	7Bet UMi	2.0810	3950.0	89	3236	No
66	GOM_NL__2PRFIN20021013_042932_000000462010_00176_03236_2493.N1	13-OCT-2002 04:29:32	Bright	45.500	36	50Alp UMa	1.8000	6300.0	91	3236	No
67	GOM_NL__2PRFIN20021013_043105_000000452010_00176_03236_2494.N1	13-OCT-2002 04:31:05	Bright	44.500	82	48Bet UMa	2.3650	10600.	89	3236	No
68	GOM_NL__2PRFIN20021013_043426_000000442010_00176_03236_2495.N1	13-OCT-2002 04:34:26	Bright	43.500	174	52Psi UMa	3.0040	4400.0	87	3236	No
69	GOM_NL__2PRFIN20021013_044149_000001012010_00176_03236_2496.N1	13-OCT-2002 04:41:49	Bright	100.50	17	78Bet Gem	1.1610	4500.0	201	3236	No
70	GOM_NL__2PRFIN20021013_044430_000000512010_00176_03236_2497.N1	13-OCT-2002 04:44:30	Bright	50.500	22	32Alp Leo	1.3600	15200.	101	3236	No
71	GOM_NL__2PRFIN20021013_045140_000000632010_00176_03236_2498.N1	13-OCT-2002 04:51:40	Dark	62.500	48	30Alp Hya	1.9770	4100.0	125	3236	No
72	GOM_NL__2PRFIN20021013_045433_000001562010_00176_03236_2499.N1	13-OCT-2002 04:54:33	Dark	155.50	8	10Alp CMi	0.40000	6500.0	311	3236	No
73	GOM_NL__2PRFIN20021013_050323_000000542010_00176_03236_2500.N1	13-OCT-2002 05:03:23	Dark	54.000	70	Zet Pup	2.2460	39000.	108	3236	No
74	GOM_NL__2PRFIN20021013_050540_000000912010_00177_03237_2477.N1	13-OCT-2002 05:05:40	Dark	90.500	37	25Del CMa	1.8300	5900.0	181	3237	No
75	GOM_NL__2PRFIN20021013_050839_000001362010_00177_03237_2478.N1	13-OCT-2002 05:08:39	Dark	136.00	1	9Alp CMa	-1.4400	11000.	272	3237	No
76	GOM_NL__2PRFIN20021013_051241_000001672010_00177_03237_2479.N1	13-OCT-2002 05:12:41	Dark	166.50	47	2Bet CMa	1.9760	28000.	333	3237	No
77	GOM_NL__2PRFIN20021013_051802_000000452010_00177_03237_2480.N1	13-OCT-2002 05:18:02	Dark	45.000	143	Alp Hyi	2.8570	7200.0	90	3237	No
78	GOM_NL__2PRFIN20021013_051929_000000502010_00177_03237_2481.N1	13-OCT-2002 05:19:29	Dark	49.500	9	Alp Eri	0.45300	24000.	99	3237	No
79	GOM_NL__2PRFIN20021013_052153_000000532010_00177_03237_2482.N1	13-OCT-2002 05:21:53	Straylight	53.000	157	The1Eri	2.9060	9300.0	106	3237	No
80	GOM_NL__2PRFIN20021013_052434_000000502010_00177_03237_2483.N1	13-OCT-2002 05:24:34	Straylight	50.000	84	Alp Phe	2.3970	4500.0	100	3237	No
81	GOM_NL__2PRFIN20021013_053111_000000542010_00177_03237_2484.N1	13-OCT-2002 05:31:11	Straylight	54.000	52	16Bet Cet	2.0370	4500.0	108	3237	No
82	GOM_NL__2PRFIN20021013_054056_000000442010_00177_03237_2485.N1	13-OCT-2002 05:40:56	Bright	43.500	140	88Gam Peg	2.8340	26000.	87	3237	No
83	GOM_NL__2PRFIN20021013_054455_000000462010_00177_03237_2486.N1	13-OCT-2002 05:44:55	Bright	45.500	58	21Alp And	2.0730	11000.	91	3237	No
84	GOM_NL__2PRFIN20021013_054738_000000502010_00177_03237_2487.N1	13-OCT-2002 05:47:38	Bright	49.500	53	43Bet And	2.0480	3300.0	99	3237	No
85	GOM_NL__2PRFIN20021013_054931_000000582010_00177_03237_2488.N1	13-OCT-2002 05:49:31	Bright	58.000	173	4Bet Tri	3.0040	8900.0	116	3237	No
86	GOM_NL__2PRFIN20021013_055427_000000462010_00177_03237_2489.N1	13-OCT-2002 05:54:27	Bright	45.500	76	27Gam Cas	2.3000	30000.	91	3237	No
87	GOM_NL__2PRFIN20021013_055643_000000562010_00177_03237_2490.N1	13-OCT-2002 05:56:43	Bright	56.000	160	23Gam Per	2.9300	4700.0	112	3237	No
88	GOM_NL__2PRFIN20021013_060156_000000442010_00177_03237_2491.N1	13-OCT-2002 06:01:56	Bright	43.500	49	1Alp UMi	1.9900	6300.0	87	3237	No
89	GOM_NL__2PRFIN20021013_060447_000000442010_00177_03237_2492.N1	13-OCT-2002 06:04:47	Bright	43.500	60	7Bet UMi	2.0810	3950.0	87	3237	No
90	GOM_NL__2PRFIN20021013_061009_000000462010_00177_03237_2493.N1	13-OCT-2002 06:10:09	Bright	46.000	36	50Alp UMa	1.8000	6300.0	92	3237	No
91	GOM_NL__2PRFIN20021013_061141_000000442010_00177_03237_2494.N1	13-OCT-2002 06:11:41	Bright	43.500	82	48Bet UMa	2.3650	10600.	87	3237	No
92	GOM_NL__2PRFIN20021013_061503_000000432010_00177_03237_2495.N1	13-OCT-2002 06:15:03	Bright	43.000	174	52Psi UMa	3.0040	4400.0	86	3237	No
93	GOM_NL__2PRFIN20021013_062226_000001022010_00177_03237_2496.N1	13-OCT-2002 06:22:26	Bright	102.00	17	78Bet Gem	1.1610	4500.0	204	3237	No
94	GOM_NL__2PRFIN20021013_062507_000000502010_00177_03237_2497.N1	13-OCT-2002 06:25:07	Bright	49.500	22	32Alp Leo	1.3600	15200.	99	3237	No
95	GOM_NL__2PRFIN20021013_063217_000000582010_00177_03237_2498.N1	13-OCT-2002 06:32:17	Dark	58.000	48	30Alp Hya	1.9770	4100.0	116	3237	No
96	GOM_NL__2PRFIN20021013_063511_000001372010_00177_03237_2499.N1	13-OCT-2002 06:35:11	Dark	136.50	8	10Alp CMi	0.40000	6500.0	273	3237	No
97	GOM_NL__2PRFIN20021013_064400_000000542010_00177_03237_2500.N1	13-OCT-2002 06:44:00	Dark	54.000	70	Zet Pup	2.2460	39000.	108	3237	No
98	GOM_NL__2PRFIN20021013_064618_000000812010_00178_03238_8957.N1	13-OCT-2002 06:46:18	Dark	80.500	37	25Del CMa	1.8300	5900.0	161	3238	No
99	GOM_NL__2PRFIN20021013_064918_000001382010_00178_03238_8958.N1	13-OCT-2002 06:49:18	Dark	138.00	1	9Alp CMa	-1.4400	11000.	276	3238	No
100	GOM_NL__2PRFIN20021013_065320_000001682010_00178_03238_8959.N1	13-OCT-2002 06:53:20	Dark	167.50	47	2Bet CMa	1.9760	28000.	335	3238	No
101	GOM_NL__2PRFIN20021013_082656_000000792010_00179_03239_8957.N1	13-OCT-2002 08:26:56	Dark	79.000	37	25Del CMa	1.8300	5900.0	158	3239	No

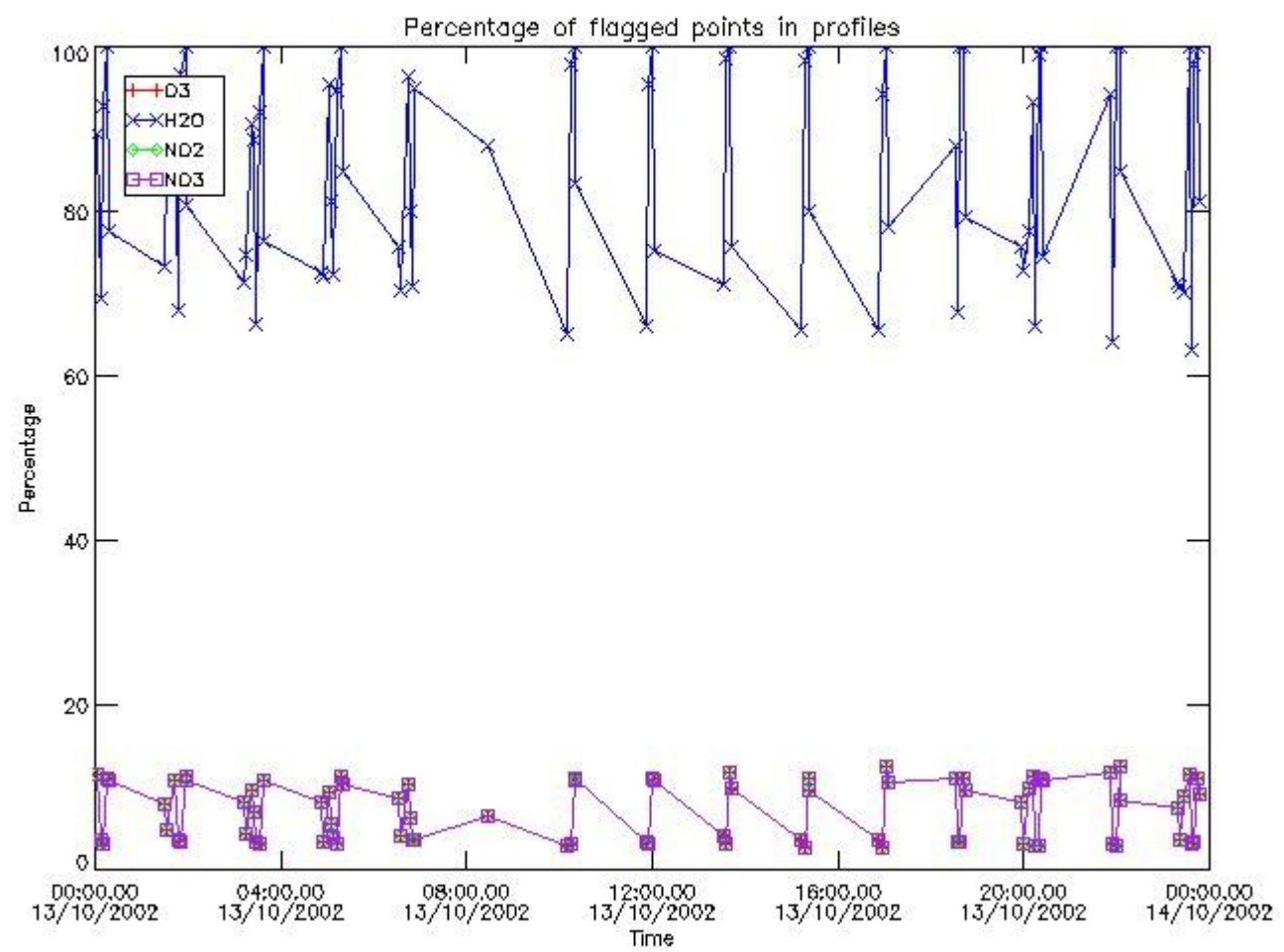
102	GOM_NL__2PRFIN20021013_101036_000001842010_00180_03240_8957.N1	13-OCT-2002 10:10:36	Dark	183.50	1	9Alp CMa	-1.4400	11000.	367	3240	No
103	GOM_NL__2PRFIN20021013_101438_000001712010_00180_03240_8958.N1	13-OCT-2002 10:14:38	Dark	171.00	47	2Bet CMa	1.9760	28000.	342	3240	No
104	GOM_NL__2PRFIN20021013_101951_000000482010_00180_03240_8959.N1	13-OCT-2002 10:19:51	Dark	47.500	143	Alp Hyi	2.8570	7200.0	95	3240	No
105	GOM_NL__2PRFIN20021013_102118_000000462010_00180_03240_8960.N1	13-OCT-2002 10:21:18	Dark	45.500	9	Alp Eri	0.45300	24000.	91	3240	No
106	GOM_NL__2PRFIN20021013_102342_000000552010_00180_03240_8961.N1	13-OCT-2002 10:23:42	Straylight	54.500	157	The1Eri	2.9060	9300.0	109	3240	No
107	GOM_NL__2PRFIN20021013_102622_000000482010_00180_03240_8962.N1	13-OCT-2002 10:26:22	Straylight	48.000	84	Alp Phe	2.3970	4500.0	96	3240	No
108	GOM_NL__2PRFIN20021013_103300_000000522010_00180_03240_8963.N1	13-OCT-2002 10:33:00	Straylight	51.500	52	16Bet Cet	2.0370	4500.0	103	3240	No
109	GOM_NL__2PRFIN20021013_115115_000001532010_00181_03241_8957.N1	13-OCT-2002 11:51:15	Dark	153.00	1	9Alp CMa	-1.4400	11000.	306	3241	No
110	GOM_NL__2PRFIN20021013_115518_000001612010_00181_03241_8958.N1	13-OCT-2002 11:55:18	Dark	160.50	47	2Bet CMa	1.9760	28000.	321	3241	No
111	GOM_NL__2PRFIN20021013_120028_000000462010_00181_03241_8959.N1	13-OCT-2002 12:00:28	Dark	45.500	143	Alp Hyi	2.8570	7200.0	91	3241	No
112	GOM_NL__2PRFIN20021013_120155_000000472010_00181_03241_8960.N1	13-OCT-2002 12:01:55	Dark	47.000	9	Alp Eri	0.45300	24000.	94	3241	No
113	GOM_NL__2PRFIN20021013_120419_000000532010_00181_03241_8961.N1	13-OCT-2002 12:04:19	Straylight	53.000	157	The1Eri	2.9060	9300.0	106	3241	No
114	GOM_NL__2PRFIN20021013_120659_000000452010_00181_03241_8962.N1	13-OCT-2002 12:06:59	Straylight	45.000	84	Alp Phe	2.3970	4500.0	90	3241	No
115	GOM_NL__2PRFIN20021013_133154_000001392010_00182_03242_8957.N1	13-OCT-2002 13:31:54	Dark	139.00	1	9Alp CMa	-1.4400	11000.	278	3242	No
116	GOM_NL__2PRFIN20021013_133557_000001672010_00182_03242_8958.N1	13-OCT-2002 13:35:57	Dark	167.00	47	2Bet CMa	1.9760	28000.	334	3242	No
117	GOM_NL__2PRFIN20021013_134104_000000442010_00182_03242_8959.N1	13-OCT-2002 13:41:04	Dark	43.500	143	Alp Hyi	2.8570	7200.0	87	3242	No
118	GOM_NL__2PRFIN20021013_134231_000000522010_00182_03242_8960.N1	13-OCT-2002 13:42:31	Dark	52.000	9	Alp Eri	0.45300	24000.	104	3242	No
119	GOM_NL__2PRFIN20021013_134456_000000542010_00182_03242_8961.N1	13-OCT-2002 13:44:56	Straylight	54.000	157	The1Eri	2.9060	9300.0	108	3242	No
120	GOM_NL__2PRFIN20021013_134735_000000502010_00182_03242_8962.N1	13-OCT-2002 13:47:35	Straylight	49.500	84	Alp Phe	2.3970	4500.0	99	3242	No
121	GOM_NL__2PRFIN20021013_151232_000001542010_00183_03243_8957.N1	13-OCT-2002 15:12:32	Dark	154.00	1	9Alp CMa	-1.4400	11000.	308	3243	No
122	GOM_NL__2PRFIN20021013_151636_000001902010_00183_03243_8958.N1	13-OCT-2002 15:16:36	Dark	190.00	47	2Bet CMa	1.9760	28000.	380	3243	No
123	GOM_NL__2PRFIN20021013_152140_000000462010_00183_03243_8959.N1	13-OCT-2002 15:21:40	Dark	45.500	143	Alp Hyi	2.8570	7200.0	91	3243	No
124	GOM_NL__2PRFIN20021013_152306_000000532010_00183_03243_8960.N1	13-OCT-2002 15:23:06	Dark	53.000	9	Alp Eri	0.45300	24000.	106	3243	No
125	GOM_NL__2PRFIN20021013_152531_000000542010_00183_03243_8961.N1	13-OCT-2002 15:25:31	Straylight	53.500	157	The1Eri	2.9060	9300.0	107	3243	No
126	GOM_NL__2PRFIN20021013_152811_000000472010_00183_03243_8962.N1	13-OCT-2002 15:28:11	Straylight	47.000	84	Alp Phe	2.3970	4500.0	94	3243	No
127	GOM_NL__2PRFIN20021013_165311_000001562010_00184_03244_8957.N1	13-OCT-2002 16:53:11	Dark	155.50	1	9Alp CMa	-1.4400	11000.	311	3244	No
128	GOM_NL__2PRFIN20021013_165715_000001892010_00184_03244_8958.N1	13-OCT-2002 16:57:15	Dark	189.00	47	2Bet CMa	1.9760	28000.	378	3244	No
129	GOM_NL__2PRFIN20021013_170216_000000452010_00184_03244_8959.N1	13-OCT-2002 17:02:16	Dark	45.000	143	Alp Hyi	2.8570	7200.0	90	3244	No
130	GOM_NL__2PRFIN20021013_170342_000000492010_00184_03244_8960.N1	13-OCT-2002 17:03:42	Dark	48.500	9	Alp Eri	0.45300	24000.	97	3244	No
131	GOM_NL__2PRFIN20021013_170608_000000552010_00184_03244_8961.N1	13-OCT-2002 17:06:08	Straylight	55.000	157	The1Eri	2.9060	9300.0	110	3244	No
132	GOM_NL__2PRFIN20021013_170847_000000482010_00184_03244_8962.N1	13-OCT-2002 17:08:47	Straylight	48.000	84	Alp Phe	2.3970	4500.0	96	3244	No
133	GOM_NL__2PRFIN20021013_183152_000000462010_00185_03245_2492.N1	13-OCT-2002 18:31:52	Dark	46.000	29	Bet Car	1.6720	10200.	92	3245	No
134	GOM_NL__2PRFIN20021013_183350_000001492010_00185_03245_2493.N1	13-OCT-2002 18:33:50	Dark	149.00	1	9Alp CMa	-1.4400	11000.	298	3245	No
135	GOM_NL__2PRFIN20021013_183754_000001722010_00185_03245_2494.N1	13-OCT-2002 18:37:54	Dark	172.00	47	2Bet CMa	1.9760	28000.	344	3245	No
136	GOM_NL__2PRFIN20021013_184252_000000462010_00185_03245_2495.N1	13-OCT-2002 18:42:52	Dark	46.000	143	Alp Hyi	2.8570	7200.0	92	3245	No
137	GOM_NL__2PRFIN20021013_184419_000000592010_00185_03245_2496.N1	13-OCT-2002 18:44:19	Dark	58.500	9	Alp Eri	0.45300	24000.	117	3245	No
138	GOM_NL__2PRFIN20021013_184644_000000542010_00185_03245_2497.N1	13-OCT-2002 18:46:44	Straylight	54.000	157	The1Eri	2.9060	9300.0	108	3245	No
139	GOM_NL__2PRFIN20021013_184923_000000512010_00185_03245_2498.N1	13-OCT-2002 18:49:23	Straylight	51.000	84	Alp Phe	2.3970	4500.0	102	3245	No
140	GOM_NL__2PRFIN20021013_185600_000000522010_00185_03245_2499.N1	13-OCT-2002 18:56:00	Straylight	51.500	52	16Bet Cet	2.0370	4500.0	103	3245	No
141	GOM_NL__2PRFIN20021013_190543_000000452010_00185_03245_2500.N1	13-OCT-2002 19:05:43	Bright	44.500	140	88Gam Peg	2.8340	26000.	89	3245	No
142	GOM_NL__2PRFIN20021013_190942_000000452010_00185_03245_2501.N1	13-OCT-2002 19:09:42	Bright	44.500	58	21Alp And	2.0730	11000.	89	3245	No
143	GOM_NL__2PRFIN20021013_191222_000000492010_00185_03245_2502.N1	13-OCT-2002 19:12:22	Bright	48.500	53	43Bet And	2.0480	3300.0	97	3245	No
144	GOM_NL__2PRFIN20021013_191412_000000572010_00185_03245_2503.N1	13-OCT-2002 19:14:12	Bright	56.500	173	4Bet Tri	3.0040	8900.0	113	3245	No
145	GOM_NL__2PRFIN20021013_191601_000000562010_00185_03245_2504.N1	13-OCT-2002 19:16:01	Bright	56.000	73	57Gam1And	2.2600	13100.	112	3245	No
146	GOM_NL__2PRFIN20021013_191750_000000472010_00185_03245_2505.N1	13-OCT-2002 19:17:50	Bright	46.500	68	18Alp Cas	2.2250	4500.0	93	3245	No
147	GOM_NL__2PRFIN20021013_191912_000000472010_00185_03245_2506.N1	13-OCT-2002 19:19:12	Bright	47.000	76	27Gam Cas	2.3000	30000.	94	3245	No
148	GOM_NL__2PRFIN20021013_192123_000000572010_00185_03245_2507.N1	13-OCT-2002 19:21:23	Bright	56.500	160	23Gam Per	2.9300	4700.0	113	3245	No
149	GOM_NL__2PRFIN20021013_192346_000000872010_00185_03245_2508.N1	13-OCT-2002 19:23:46	Bright	87.000	149	45Eps Per	2.8880	30000.	174	3245	No
150	GOM_NL__2PRFIN20021013_192644_000000432010_00185_03245_2509.N1	13-OCT-2002 19:26:44	Bright	43.000	49	1Alp UMi	1.9900	6300.0	86	3245	No
151	GOM_NL__2PRFIN20021013_192936_000000442010_00185_03245_2510.N1	13-OCT-2002 19:29:36	Bright	44.000	60	7Bet UMi	2.0810	3950.0	88	3245	No
152	GOM_NL__2PRFIN20021013_193456_000000452010_00185_03245_2511.N1	13-OCT-2002 19:34:56	Bright	45.000	36	50Alp UMa	1.8000	6300.0	90	3245	No
153	GOM_NL__2PRFIN20021013_193629_000000452010_00185_03245_2512.N1	13-OCT-2002 19:36:29	Bright	45.000	82	48Bet UMa	2.3650	10600.	90	3245	No
154	GOM_NL__2PRFIN20021013_193951_000000432010_00185_03245_2513.N1	13-OCT-2002 19:39:51	Bright	42.500	174	52Psi UMa	3.0040	4400.0	85	3245	No
155	GOM_NL__2PRFIN20021013_194716_000001062010_00185_03245_2514.N1	13-OCT-2002 19:47:16	Bright	106.00	17	78Bet Gem	1.1610	4500.0	212	3245	No
156	GOM_NL__2PRFIN20021013_195709_000000622010_00185_03245_2515.N1	13-OCT-2002 19:57:09	Dark	62.000	48	30Alp Hya	1.9770	4100.0	124	3245	No
157	GOM_NL__2PRFIN20021013_200017_000001662010_00185_03245_2516.N1	13-OCT-2002 20:00:17	Dark	165.50	8	10Alp CMi	0.40000	6500.0	331	3245	No
158	GOM_NL__2PRFIN20021013_200644_000000522010_00185_03245_2517.N1	13-OCT-2002 20:06:44	Dark	51.500	65	Lam Vel	2.2040	4400.0	103	3245	No
159	GOM_NL__2PRFIN20021013_201228_000000452010_00186_03246_8976.N1	13-OCT-2002 20:12:28	Dark	45.000	29	Bet Car	1.6720	10200.	90	3246	No
160	GOM_NL__2PRFIN20021013_201429_000001832010_00186_03246_8977.N1	13-OCT-2002 20:14:29	Dark	182.50	1	9Alp CMa	-1.4400	11000.	365	3246	No

161	GOM_NL__2PRFIN20021013_201833_000001862010_00186_03246_8978.N1	13-OCT-2002 20:18:33	Dark	186.00	47	2Bet CMa	1.9760	28000.	372	3246	No
162	GOM_NL__2PRFIN20021013_202328_000000462010_00186_03246_8979.N1	13-OCT-2002 20:23:28	Dark	46.000	143	Alp Hyi	2.8570	7200.0	92	3246	No
163	GOM_NL__2PRFIN20021013_202455_000000522010_00186_03246_8980.N1	13-OCT-2002 20:24:55	Dark	51.500	9	Alp Eri	0.45300	24000.	103	3246	No
164	GOM_NL__2PRFIN20021013_202720_000000582010_00186_03246_8981.N1	13-OCT-2002 20:27:20	Straylight	57.500	157	The1Eri	2.9060	9300.0	115	3246	No
165	GOM_NL__2PRFIN20021013_202959_000000492010_00186_03246_8982.N1	13-OCT-2002 20:29:59	Straylight	48.500	84	Alp Phe	2.3970	4500.0	97	3246	No
166	GOM_NL__2PRFIN20021013_215305_000000442010_00187_03247_8976.N1	13-OCT-2002 21:53:05	Dark	43.500	29	Bet Car	1.6720	10200.	87	3247	No
167	GOM_NL__2PRFIN20021013_215508_000001602010_00187_03247_8977.N1	13-OCT-2002 21:55:08	Dark	159.50	1	9Alp CMa	-1.4400	11000.	319	3247	No
168	GOM_NL__2PRFIN20021013_215913_000001852010_00187_03247_8978.N1	13-OCT-2002 21:59:13	Dark	185.00	47	2Bet CMa	1.9760	28000.	370	3247	No
169	GOM_NL__2PRFIN20021013_220405_000000452010_00187_03247_8979.N1	13-OCT-2002 22:04:05	Dark	45.000	143	Alp Hyi	2.8570	7200.0	90	3247	No
170	GOM_NL__2PRFIN20021013_220531_000000602010_00187_03247_2739.N1	13-OCT-2002 22:05:31	Dark	60.000	9	Alp Eri	0.45300	24000.	120	3247	No
171	GOM_NL__2PRFIN20021013_220756_000000582010_00187_03247_2740.N1	13-OCT-2002 22:07:56	Straylight	57.500	157	The1Eri	2.9060	9300.0	115	3247	No
172	GOM_NL__2PRFIN20021013_221035_000000512010_00187_03247_2741.N1	13-OCT-2002 22:10:35	Straylight	50.500	84	Alp Phe	2.3970	4500.0	101	3247	No
173	GOM_NL__2PRFIN20021013_221712_000000542010_00187_03247_2742.N1	13-OCT-2002 22:17:12	Straylight	53.500	52	16Bet Cet	2.0370	4500.0	107	3247	No
174	GOM_NL__2PRFIN20021013_222655_000000462010_00187_03247_2743.N1	13-OCT-2002 22:26:55	Bright	45.500	140	88Gam Peg	2.8340	26000.	91	3247	No
175	GOM_NL__2PRFIN20021013_223054_000000452010_00187_03247_2744.N1	13-OCT-2002 22:30:54	Bright	45.000	58	21Alp And	2.0730	11000.	90	3247	No
176	GOM_NL__2PRFIN20021013_223333_000000512010_00187_03247_2745.N1	13-OCT-2002 22:33:33	Bright	50.500	53	43Bet And	2.0480	3300.0	101	3247	No
177	GOM_NL__2PRFIN20021013_223522_000000562010_00187_03247_2746.N1	13-OCT-2002 22:35:22	Bright	55.500	173	4Bet Tri	3.0040	8900.0	111	3247	No
178	GOM_NL__2PRFIN20021013_223712_000000562010_00187_03247_2747.N1	13-OCT-2002 22:37:12	Bright	55.500	73	57Gam1And	2.2600	13100.	111	3247	No
179	GOM_NL__2PRFIN20021013_223901_000000462010_00187_03247_2748.N1	13-OCT-2002 22:39:01	Bright	46.000	68	18Alp Cas	2.2250	4500.0	92	3247	No
180	GOM_NL__2PRFIN20021013_224023_000000472010_00187_03247_2749.N1	13-OCT-2002 22:40:23	Bright	46.500	76	27Gam Cas	2.3000	30000.	93	3247	No
181	GOM_NL__2PRFIN20021013_224234_000000572010_00187_03247_2750.N1	13-OCT-2002 22:42:34	Bright	56.500	160	23Gam Per	2.9300	4700.0	113	3247	No
182	GOM_NL__2PRFIN20021013_224454_000000842010_00187_03247_2751.N1	13-OCT-2002 22:44:54	Bright	84.000	149	45Eps Per	2.8880	30000.	168	3247	No
183	GOM_NL__2PRFIN20021013_224755_000000442010_00187_03247_2752.N1	13-OCT-2002 22:47:55	Bright	43.500	49	1Alp UMi	1.9900	6300.0	87	3247	No
184	GOM_NL__2PRFIN20021013_225048_000000432010_00187_03247_2753.N1	13-OCT-2002 22:50:48	Bright	42.500	60	7Bet UMi	2.0810	3950.0	85	3247	No
185	GOM_NL__2PRFIN20021013_225608_000000452010_00187_03247_2754.N1	13-OCT-2002 22:56:08	Bright	44.500	36	50Alp UMa	1.8000	6300.0	89	3247	No
186	GOM_NL__2PRFIN20021013_225741_000000432010_00187_03247_2755.N1	13-OCT-2002 22:57:41	Bright	43.000	82	48Bet UMa	2.3650	10600.	86	3247	No
187	GOM_NL__2PRFIN20021013_230103_000000432010_00187_03247_2756.N1	13-OCT-2002 23:01:03	Bright	43.000	174	52Psi UMa	3.0040	4400.0	86	3247	No
188	GOM_NL__2PRFIN20021013_230829_000001082010_00187_03247_2757.N1	13-OCT-2002 23:08:29	Bright	107.50	17	78Bet Gem	1.1610	4500.0	215	3247	No
189	GOM_NL__2PRFIN20021013_231821_000000692010_00187_03247_2758.N1	13-OCT-2002 23:18:21	Dark	68.500	48	30Alp Hya	1.9770	4100.0	137	3247	No
190	GOM_NL__2PRFIN20021013_232133_000001432010_00187_03247_2759.N1	13-OCT-2002 23:21:33	Dark	143.00	8	10Alp CMi	0.40000	6500.0	286	3247	No
191	GOM_NL__2PRFIN20021013_232757_000000582010_00187_03247_2760.N1	13-OCT-2002 23:27:57	Dark	57.500	65	Lam Vel	2.2040	4400.0	115	3247	No
192	GOM_NL__2PRFIN20021013_233341_000000442010_00188_03248_2494.N1	13-OCT-2002 23:33:41	Dark	44.000	29	Bet Car	1.6720	10200.	88	3248	No
193	GOM_NL__2PRFIN20021013_233547_000001642010_00188_03248_2495.N1	13-OCT-2002 23:35:47	Dark	164.00	1	9Alp CMa	-1.4400	11000.	328	3248	No
194	GOM_NL__2PRFIN20021013_233952_000001862010_00188_03248_2496.N1	13-OCT-2002 23:39:52	Dark	185.50	47	2Bet CMa	1.9760	28000.	371	3248	No
195	GOM_NL__2PRFIN20021013_234440_000000462010_00188_03248_2497.N1	13-OCT-2002 23:44:40	Dark	46.000	143	Alp Hyi	2.8570	7200.0	92	3248	No
196	GOM_NL__2PRFIN20021013_234607_000000562010_00188_03248_2498.N1	13-OCT-2002 23:46:07	Dark	56.000	9	Alp Eri	0.45300	24000.	112	3248	No
197	GOM_NL__2PRFIN20021013_234834_000000572010_00188_03248_2499.N1	13-OCT-2002 23:48:34	Straylight	56.500	157	The1Eri	2.9060	9300.0	113	3248	No
198	GOM_NL__2PRFIN20021013_235111_000000522010_00188_03248_2500.N1	13-OCT-2002 23:51:11	Straylight	52.000	84	Alp Phe	2.3970	4500.0	104	3248	No
199	GOM_NL__2PRFIN20021013_235748_000000532010_00188_03248_2501.N1	13-OCT-2002 23:57:48	Straylight	52.500	52	16Bet Cet	2.0370	4500.0	105	3248	No

### 3. Quality information per product

In this section it is plotted some information contained in the Quality Summary data set of the level 2 products. Only products in dark limb conditions and without errors (error flag in the MPH set to "0") are used.

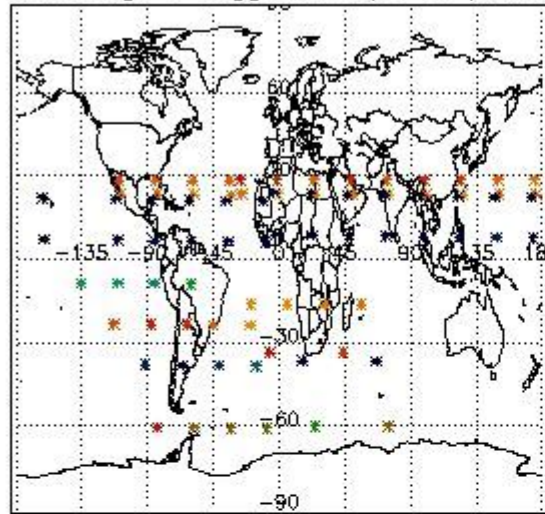
#### 3.1 Plot quality information per product (time dependant)



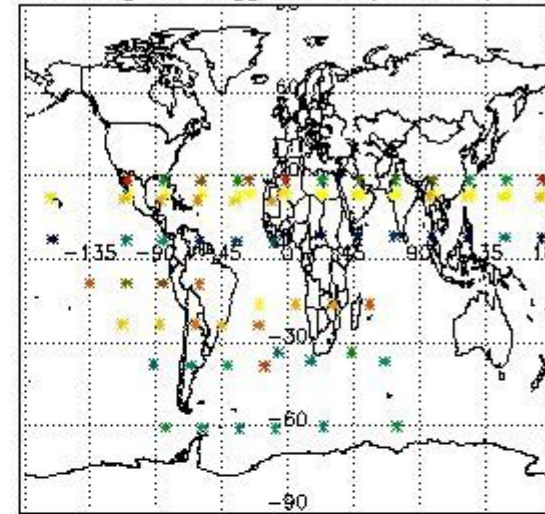
*3.2 Plot quality information per product (world map)*



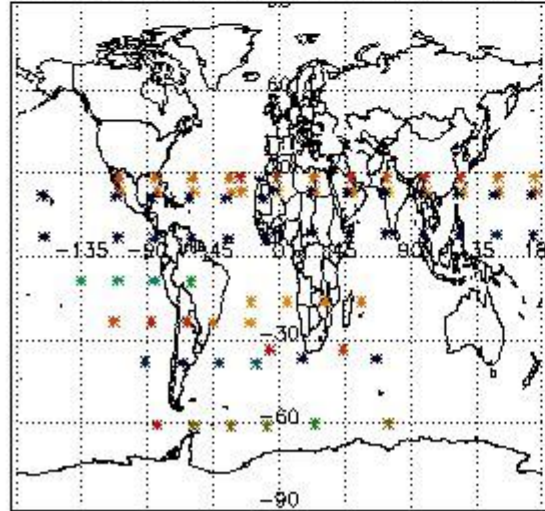
Percentage of flagged data per O3 profile




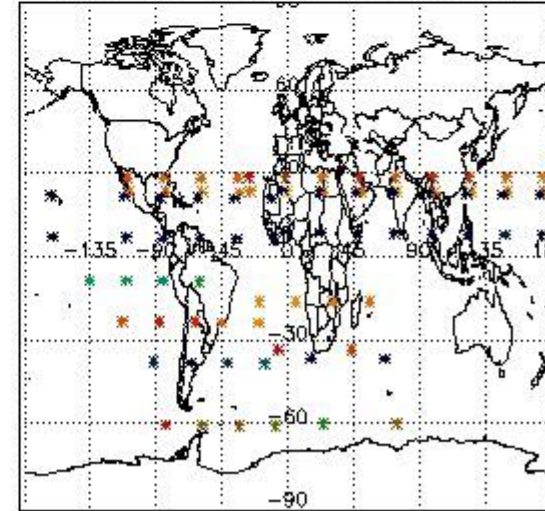
Percentage of flagged data per H2O profile



Percentage of flagged data per NO2 profile



Percentage of flagged data per NO3 profile

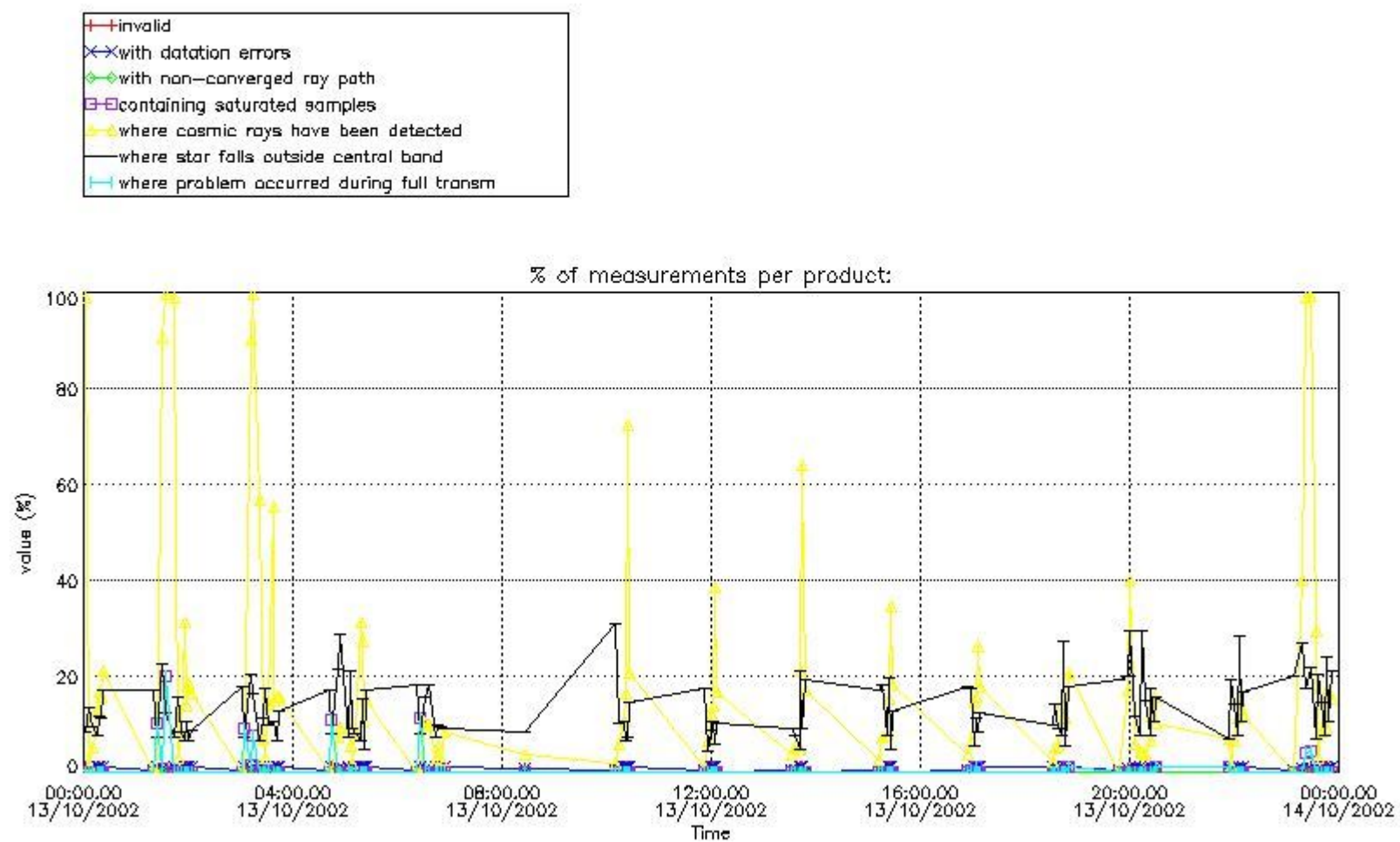


#### 4. Level 1 quality information per product

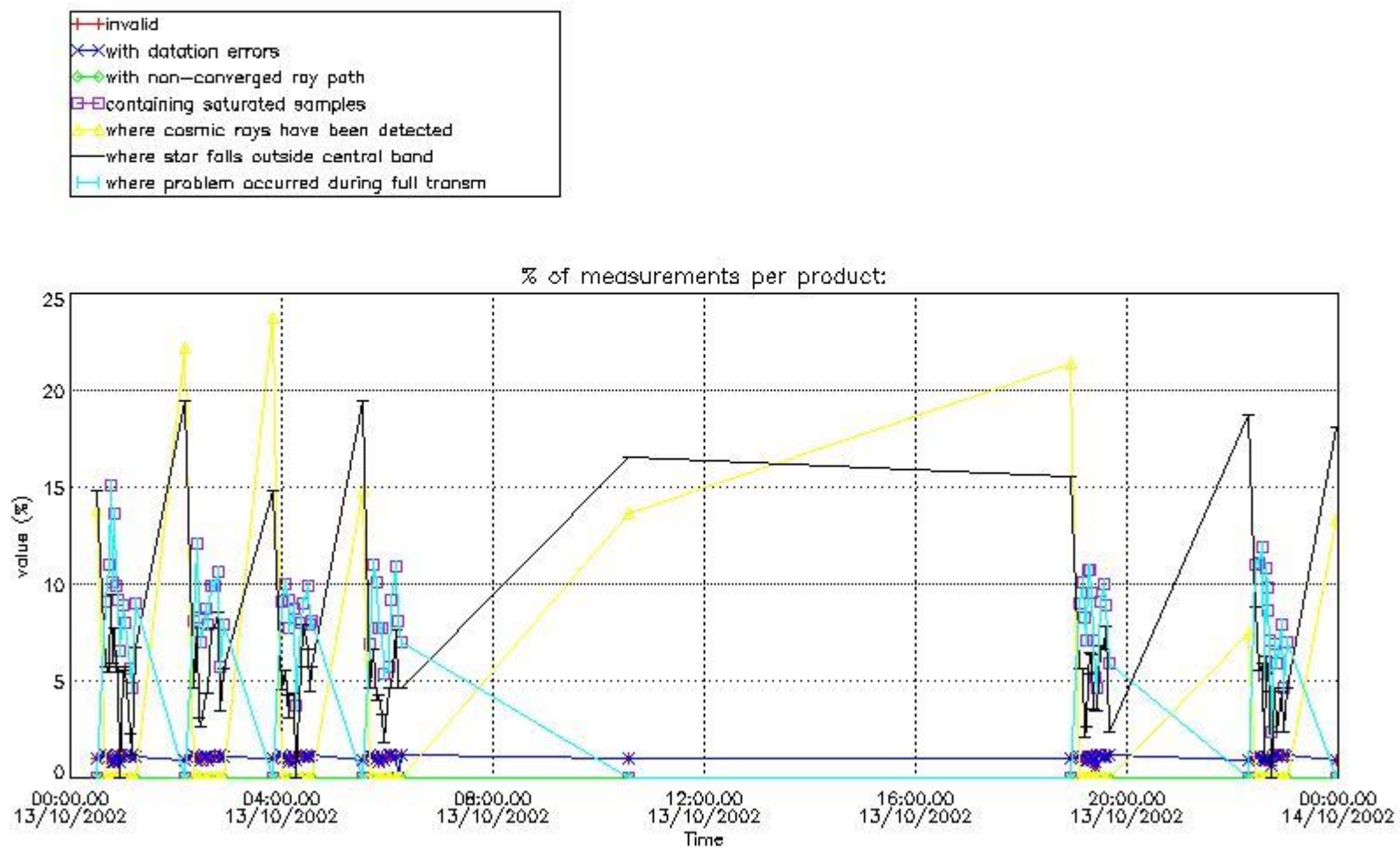
In this section it is plotted some information contained in the Quality Summary data set of the level 2 products that comes from the level 1b processing. Products without errors (error flag in the MPH set to "0") are used.

##### 4.1 Plot quality information per product (time dependant) coming from level 1b processing

###### 4.1.1 Plot level 1 quality information per product (time dependant): ENVISAT ASCENDING passes



4.1.2 Plot level 1 quality information per product (time dependant): ENVI SAT DESCENDING passes

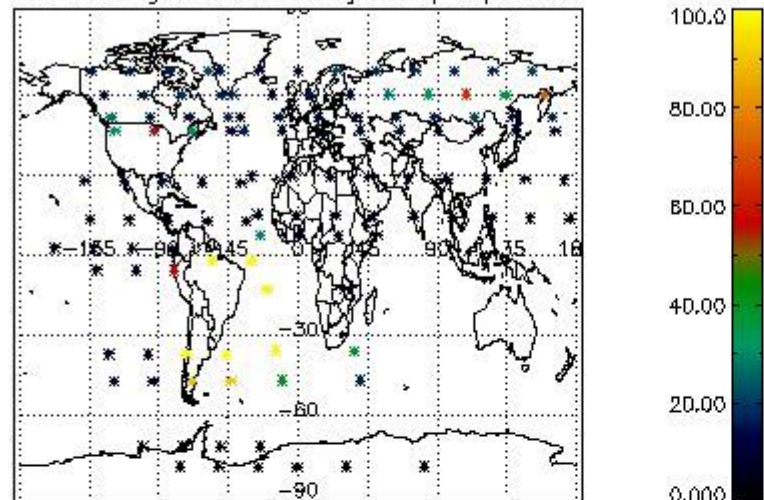


4.2 Plot quality information per product coming from level 1b processing (world map)

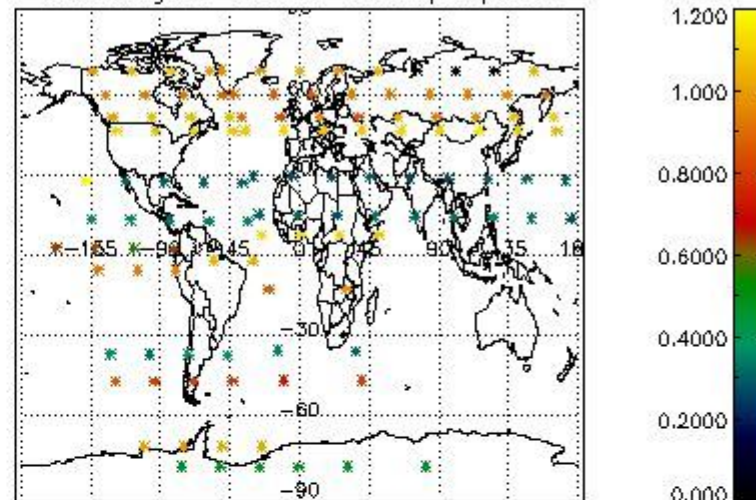
4.2.1 Plot level 1 quality information per product (world map): ENVISAT ASCENDING passes



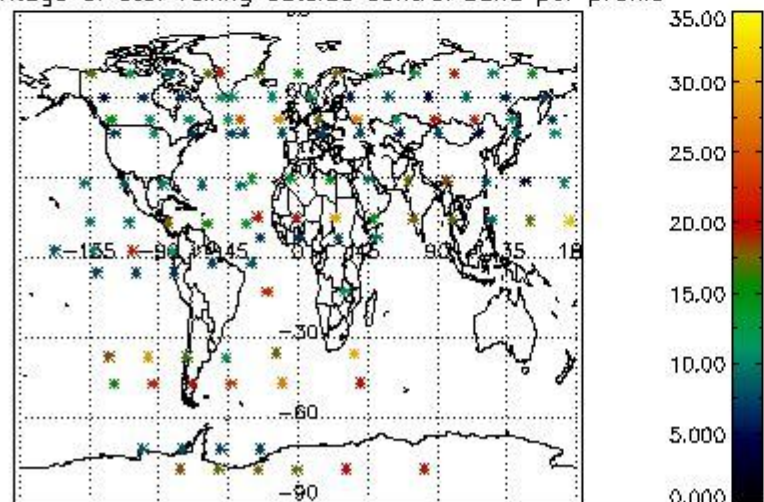
Percentage of cosmic ray hits per profile



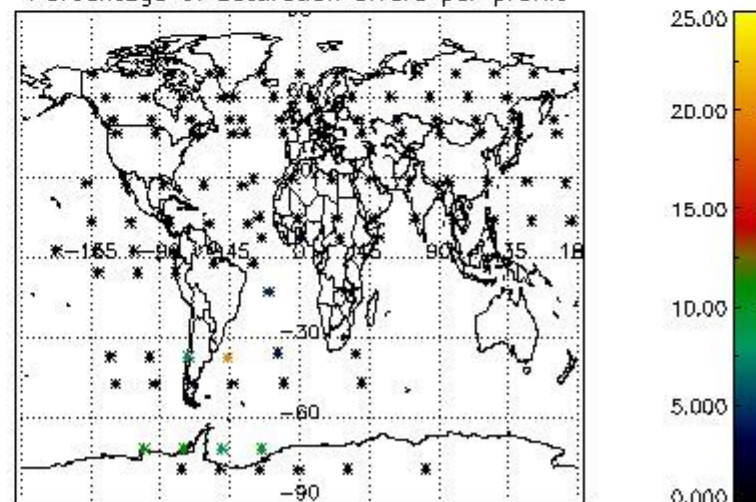
Percentage of datation errors per profile



Percentage of star falling outside central band per profile

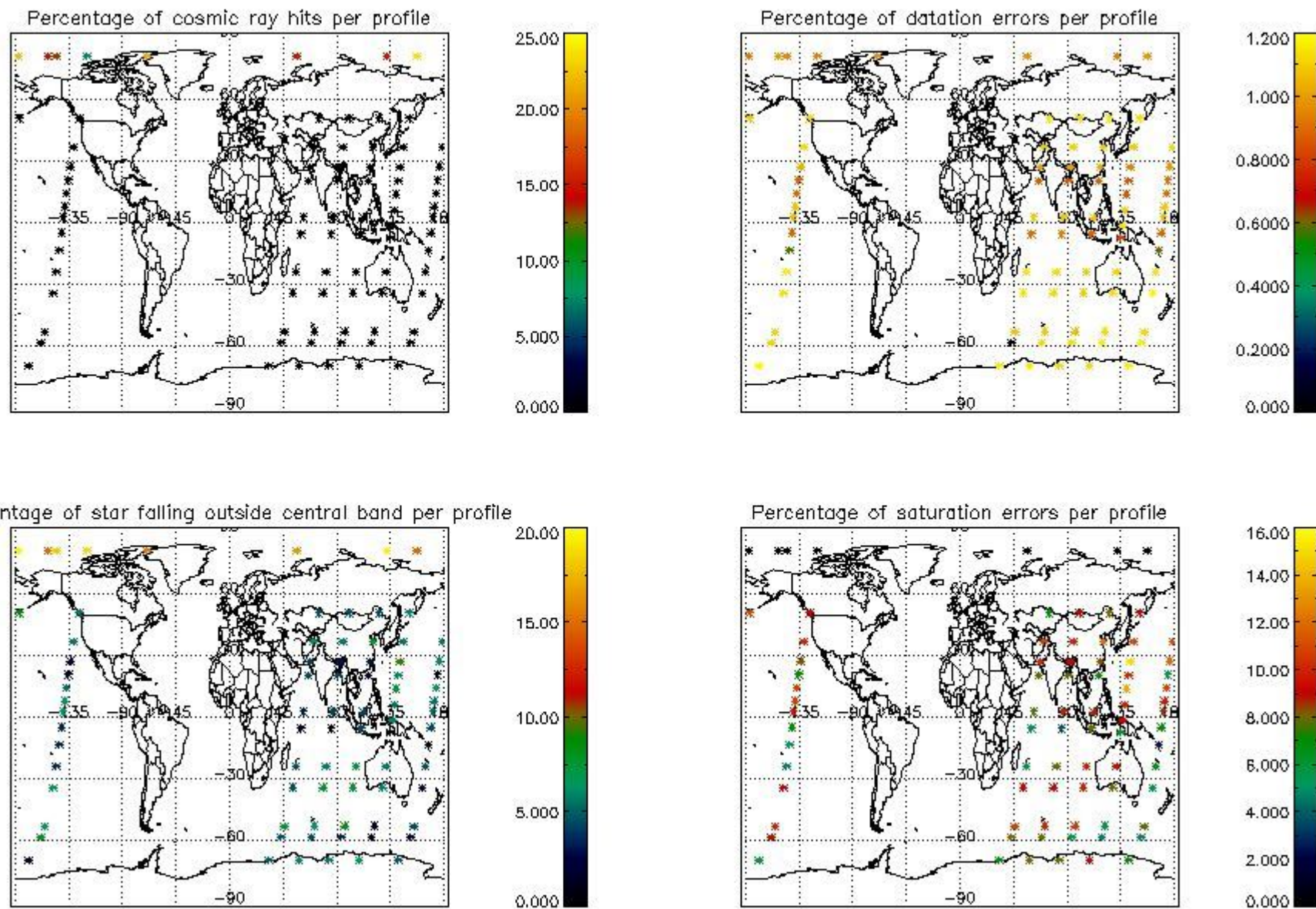


Percentage of saturation errors per profile



4.2.2 Plot level 1 quality information per product (world map): ENVISAT DESCENDING passes





## 5. Trace gas profiles

### 5.1 Ozone statistics based on quality of products

The final quality of the products can be "measured" using the STD (Standard Deviation) attached to every point profile. This information is written to the parameter GOM\_NL\_\_2P/NL\_LOCAL\_SPECIES\_DENSITY/o3\_std of the level 2 products. The table below shows the statistics for given STD ranges.

The statistics are given with respect to the overall valid production:

- Products without fatal errors: GOM\_NL\_\_2P/MPH/PRODUCT\_ERR=0
- Valid point profile: GOM\_NL\_\_2P/NL\_LOCAL\_SPECIES\_DENSITY/pcd(0)=0

The 'Criteria' is applied to valid points of dark limb products:

- Products in dark limb illumination condition: GOM\_NL\_\_2P/NL\_SUMMARY\_QUALITY/obs\_ill\_cond=0
- Products without fatal errors: GOM\_NL\_\_2P/MPH/PRODUCT\_ERR=0
- Valid point profile: GOM\_NL\_\_2P/NL\_LOCAL\_SPECIES\_DENSITY/pcd(0)=0

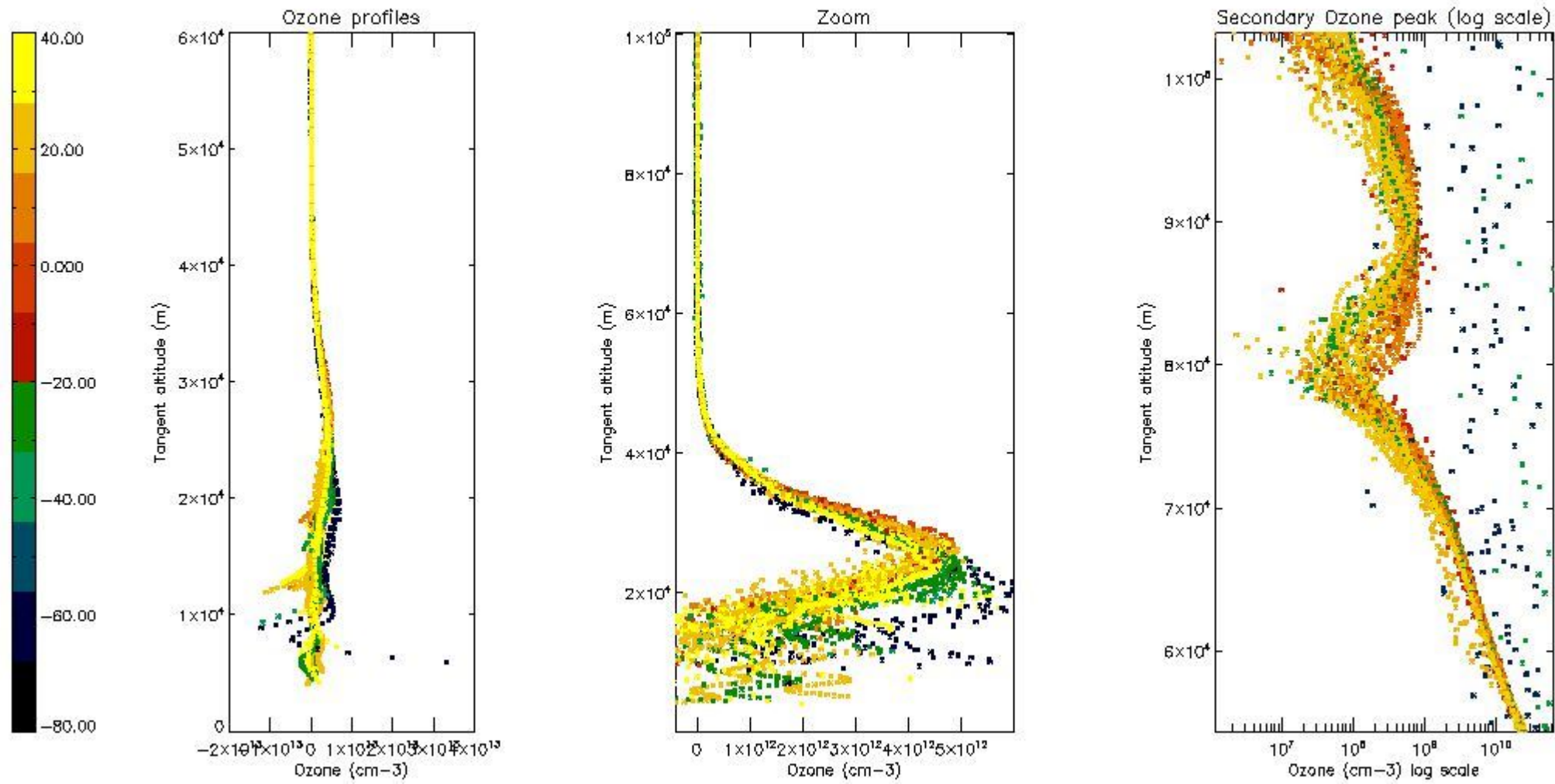
So, the table below shows the percentage of dark limb and valid observations for each criteria with respect to the overall valid daily observations.

Criteria	% of total production
All STD	58
STD < 20	36

STD < 10	33
STD < 5	29

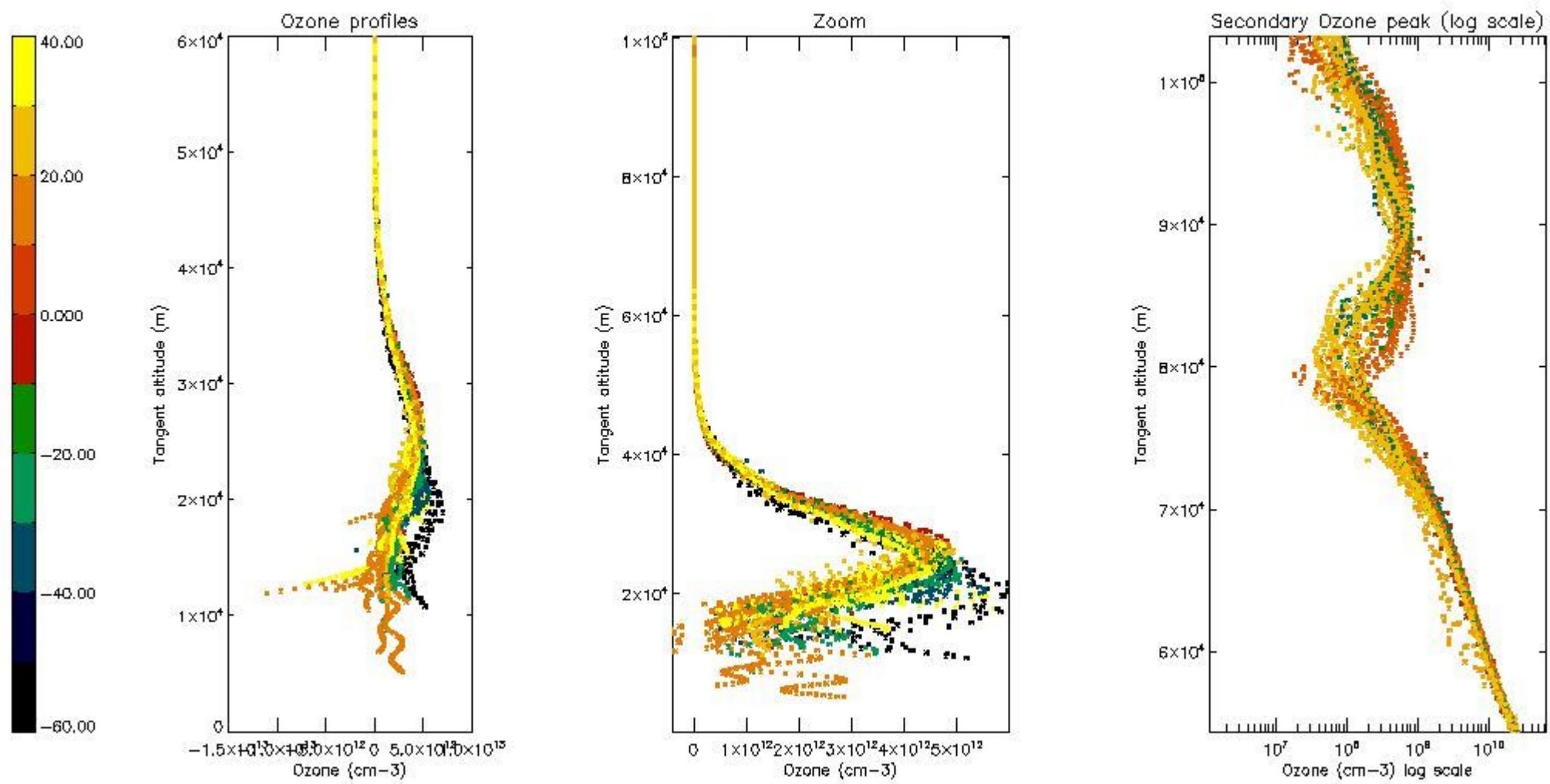
5.2 Plot ozone profiles for all STD (dark without errors)

The colorbar represents the latitude.



5.3 Plot ozone profiles where STD < 20% (dark without errors)

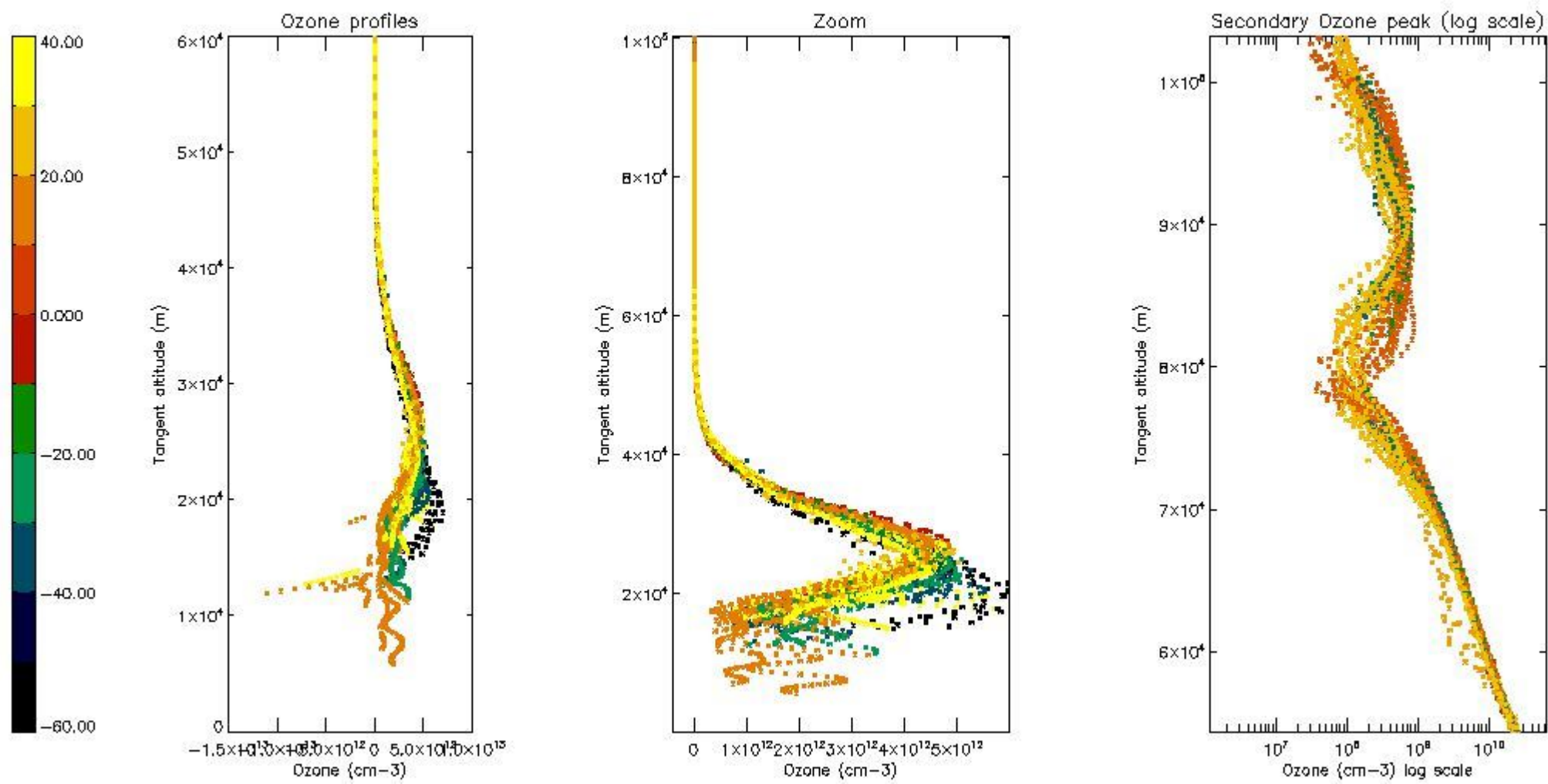
The colorbar represents the latitude.



*5.4 Plot ozone profiles where STD < 10% (dark without errors)*

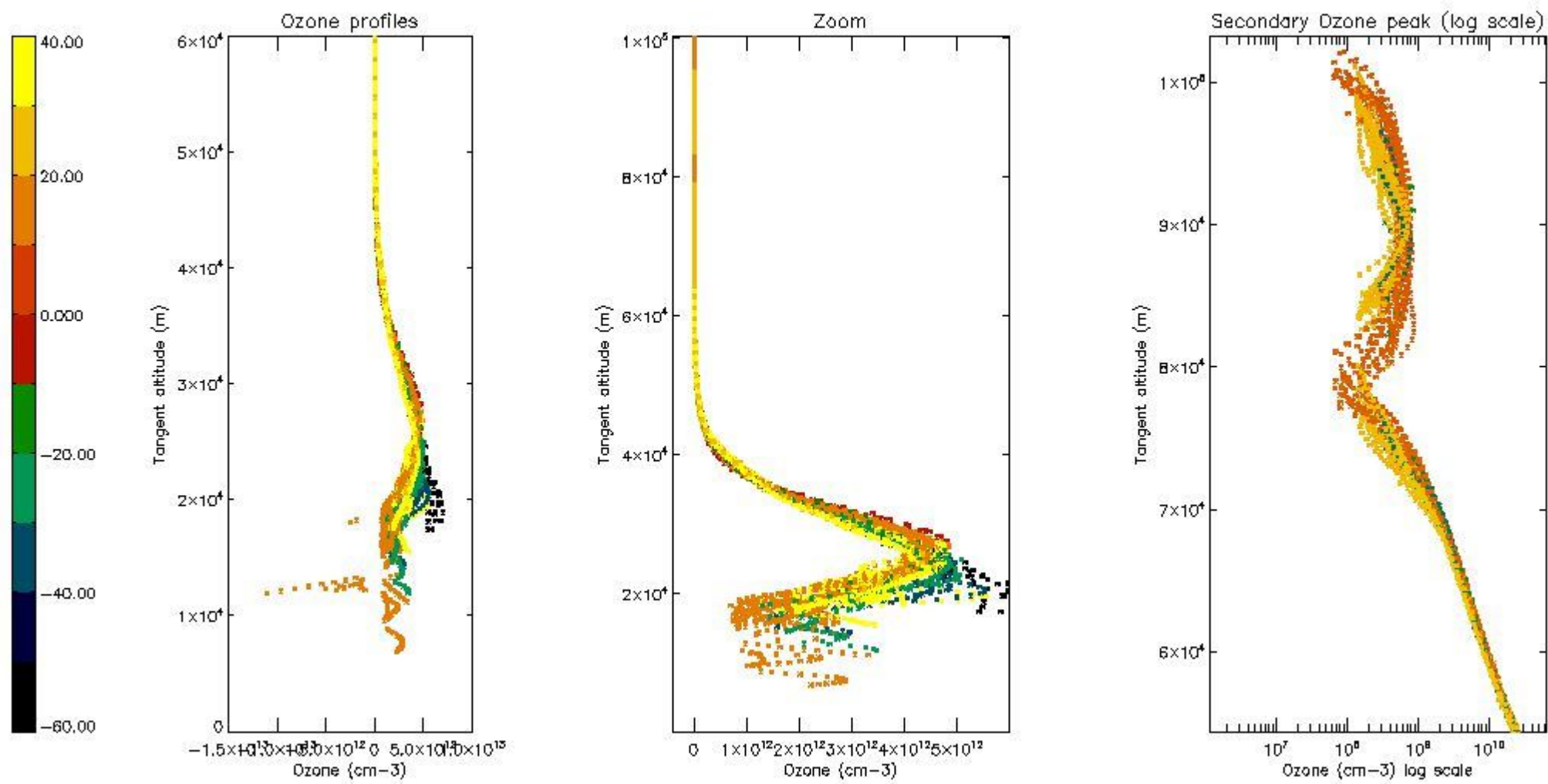
The colorbar represents the latitude.





*5.5 Plot ozone profiles where STD < 5% (dark without errors)*

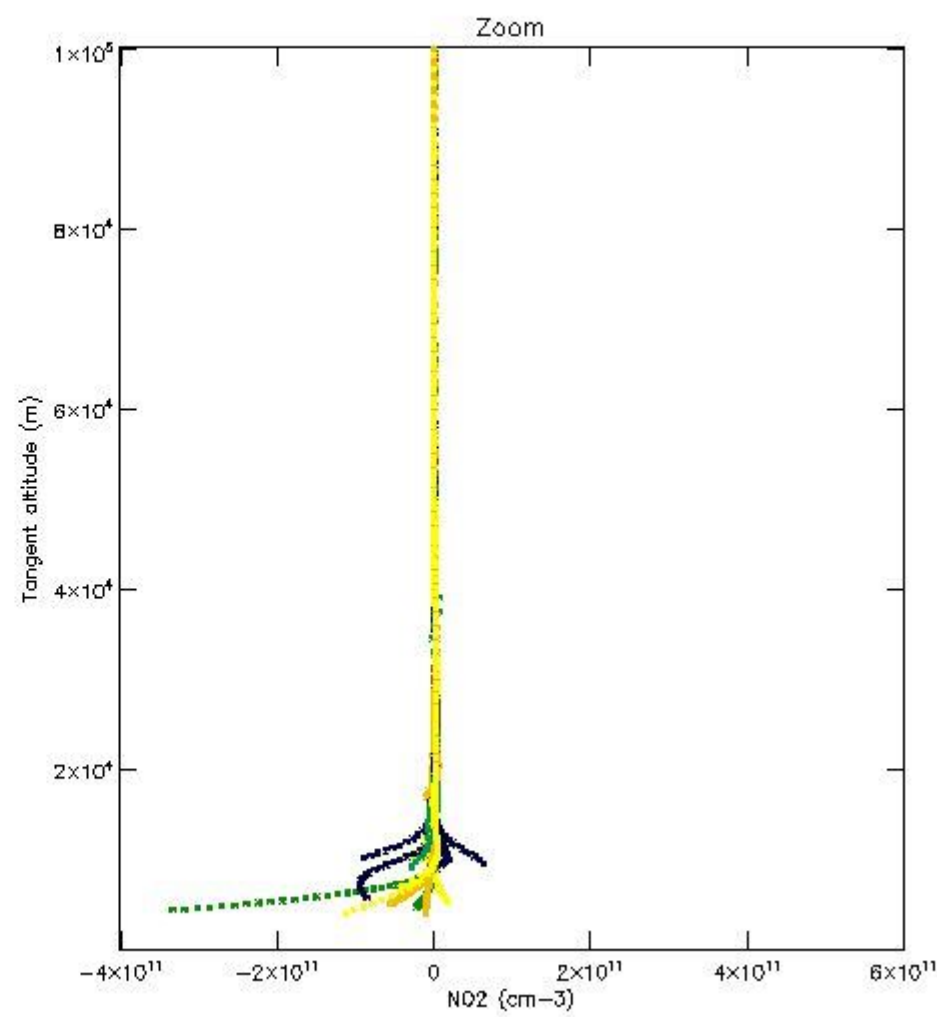
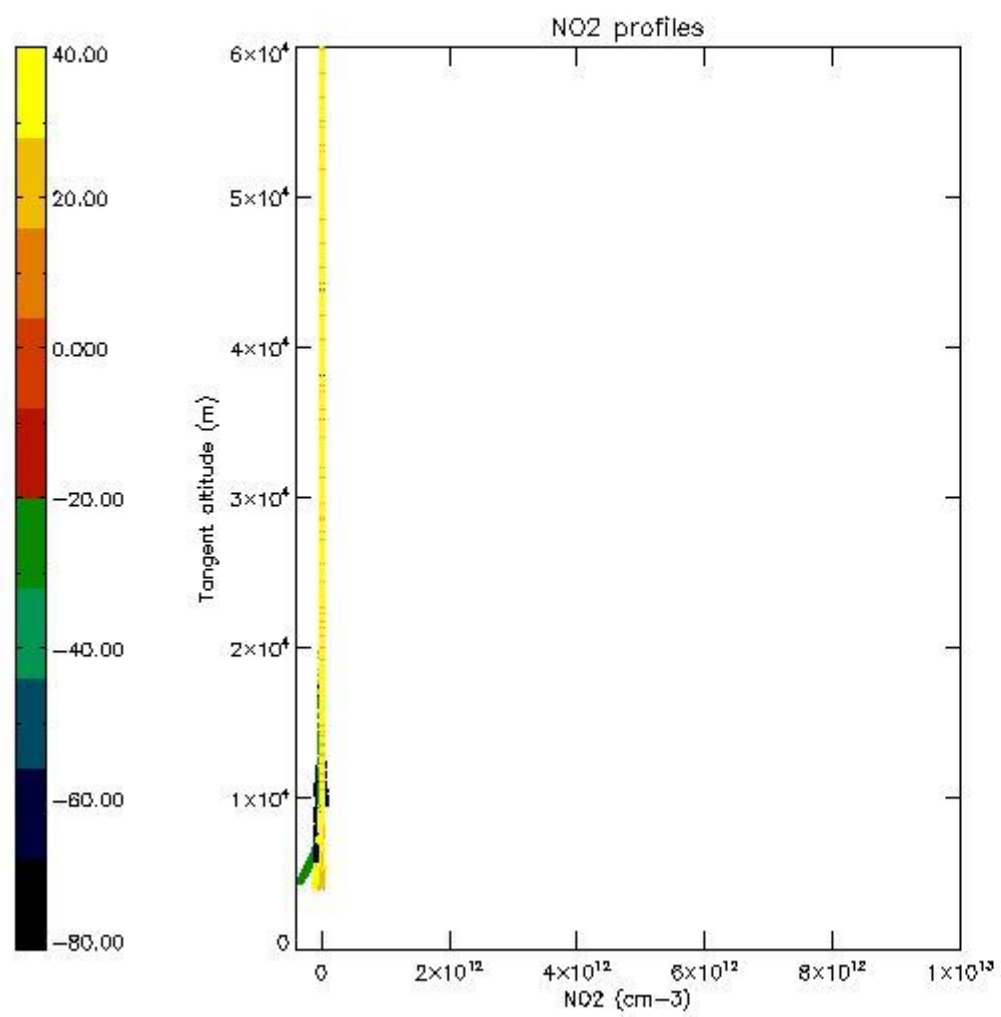
The colorbar represents the latitude.



*5.6 Plot NO<sub>2</sub> profiles for all STD (dark without errors)*

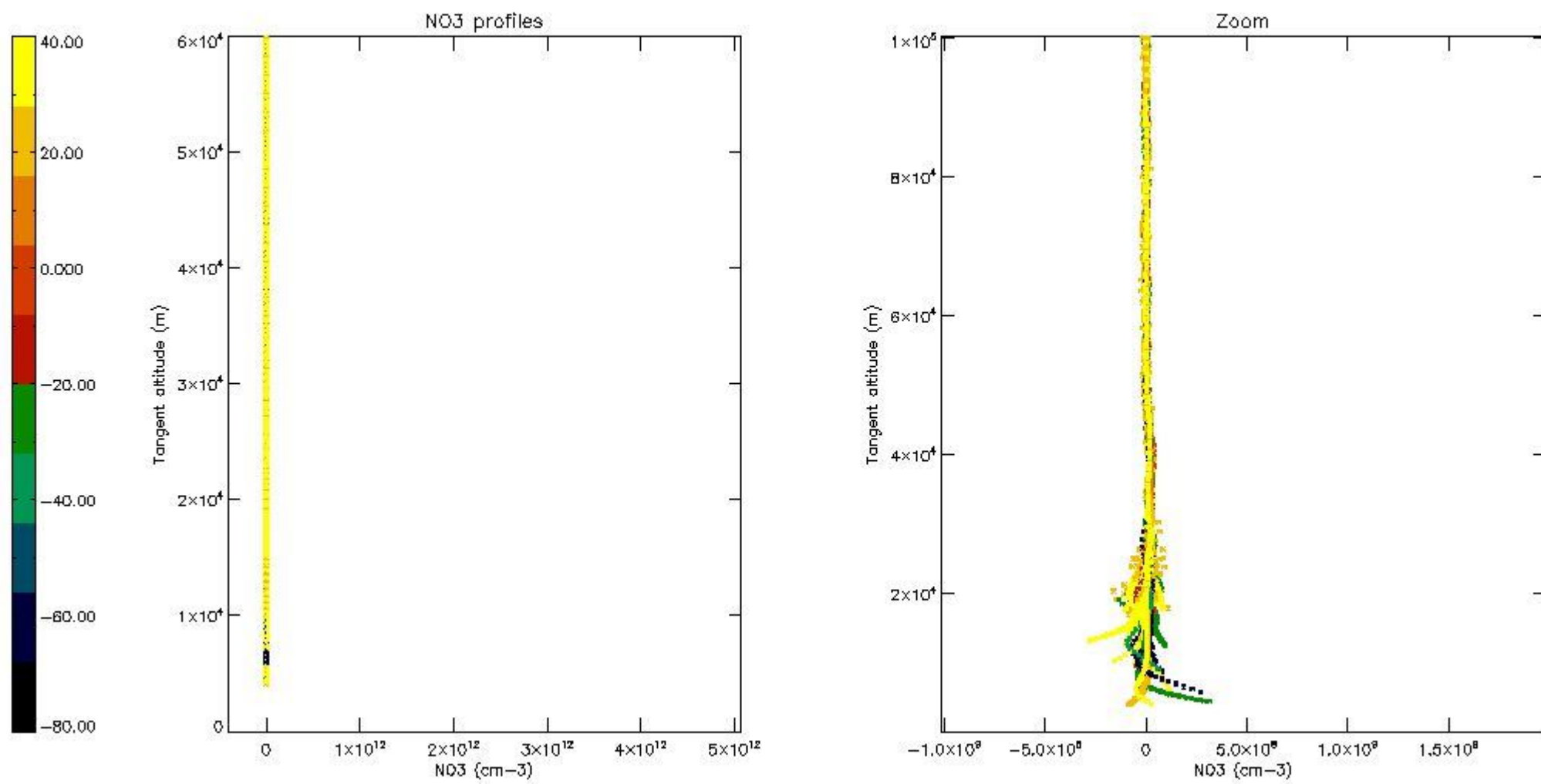
The colorbar represents the latitude.





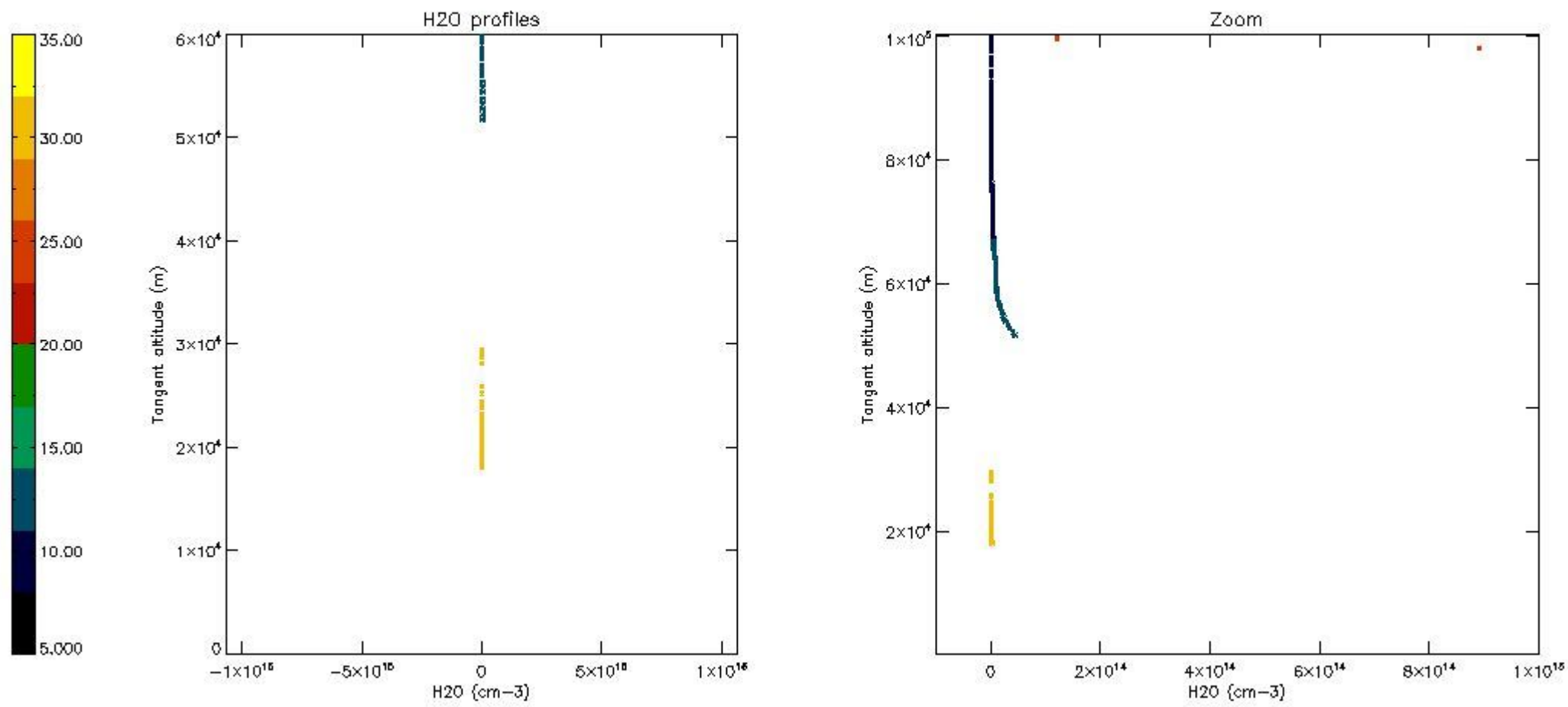
*5.7 Plot NO3 profiles for all STD (dark without errors)*

The colorbar represents the latitude.



5.8 Plot H<sub>2</sub>O profiles for all STD (only for occultations of stars 1,2,3,4,13,14,16,26,63 dark without errors)

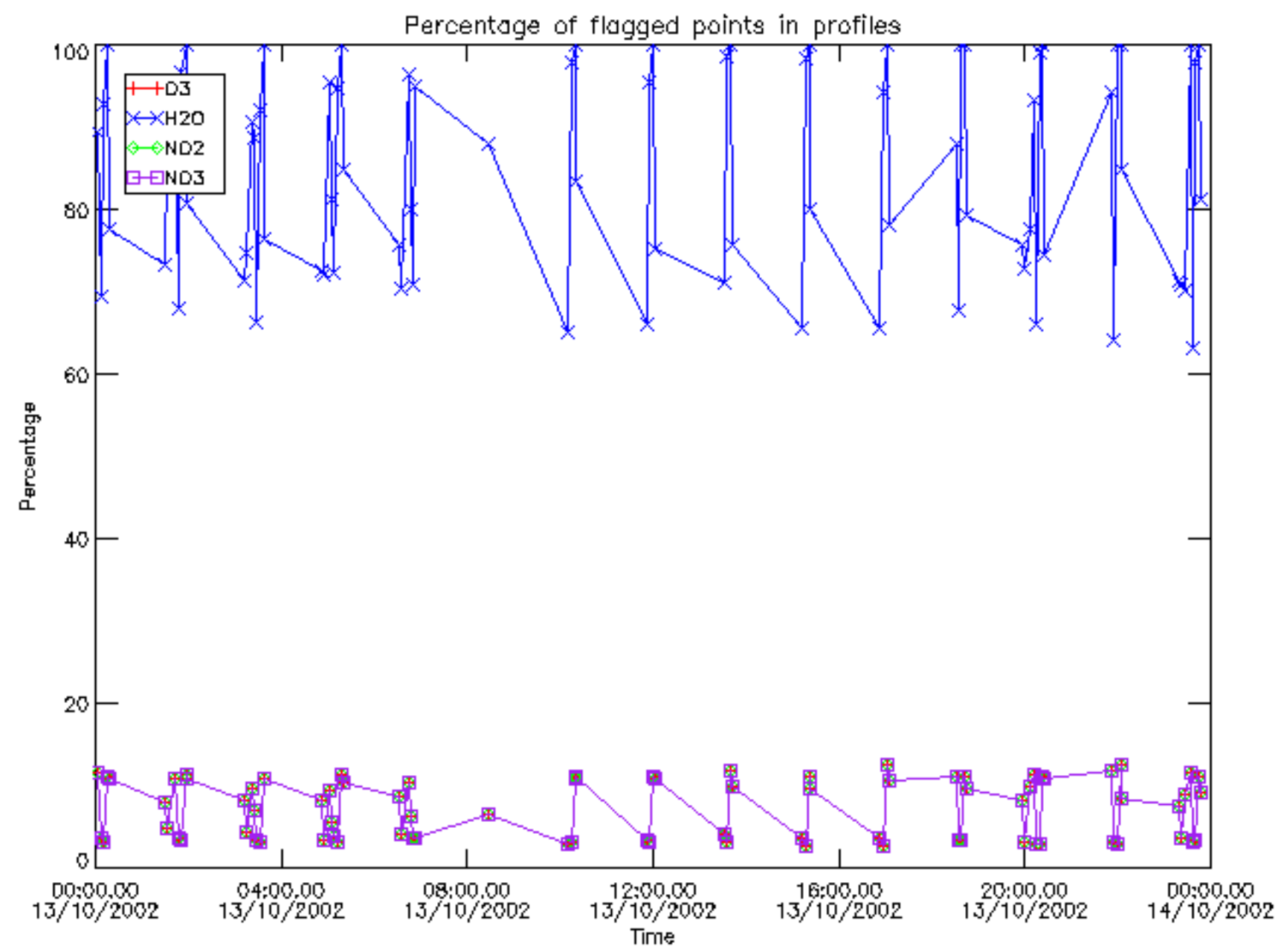
The colorbar represents the latitude.



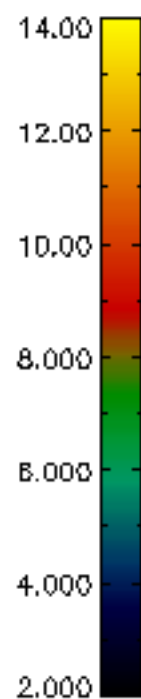
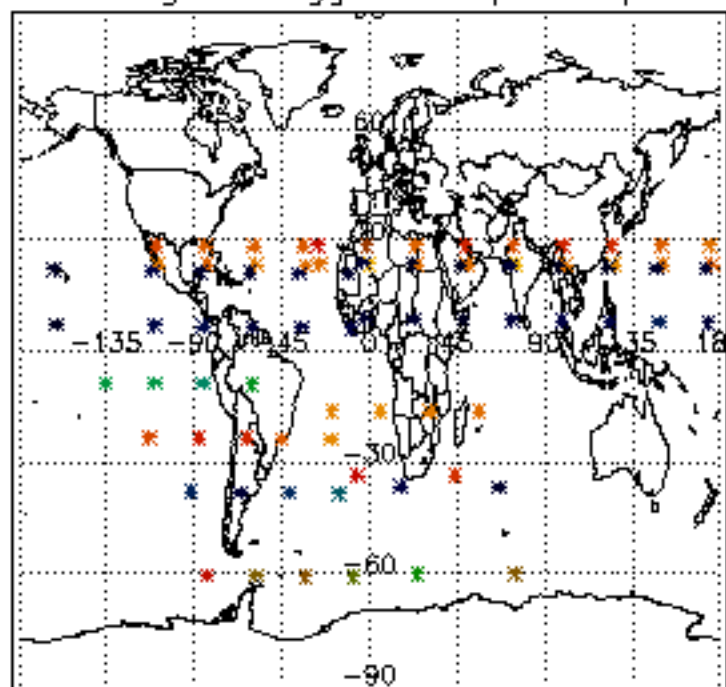
## 6. Auxiliary Data Files used for the production reported in section 2

The number reported in the third column indicates since which file (see list in section 2) the corresponding auxiliary file has been used. The fourth column is the date of those product files.

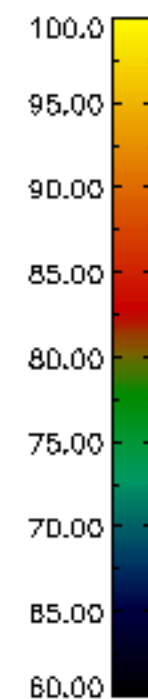
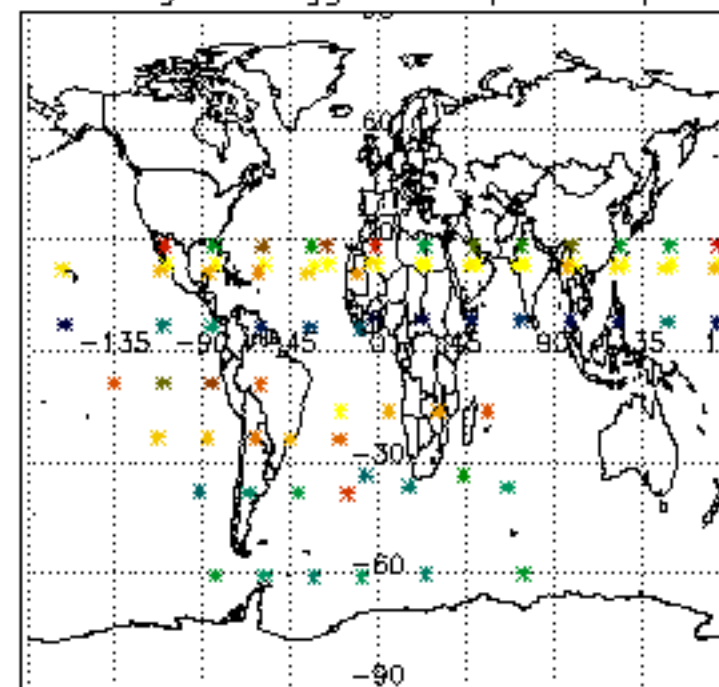
Type	Auxiliary Filename	Used since product	Used since product date
INST_PHYS_CHARACTERISTICS	GOM_INS_AXNIEC20050627_150440_20020301_000000_20100101_000000	1	13-OCT-2002 00:02:37
LEVEL-2_PROC_CONFIG	GOM_PR2_AXVIEC20091111_152718_20020301_000000_20500101_000000	1	13-OCT-2002 00:02:37
CROSS_SECTIONS_FILE	GOM_CRS_AXVIEC20091111_154832_20020301_000000_20500101_000000	1	13-OCT-2002 00:02:37



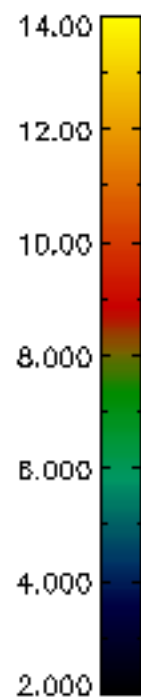
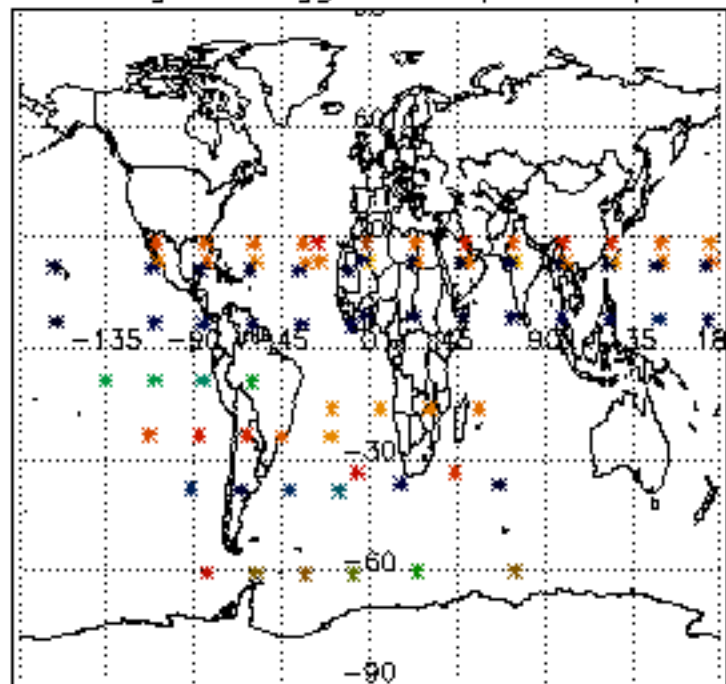
Percentage of flagged data per D3 profile



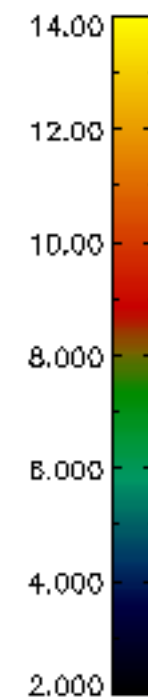
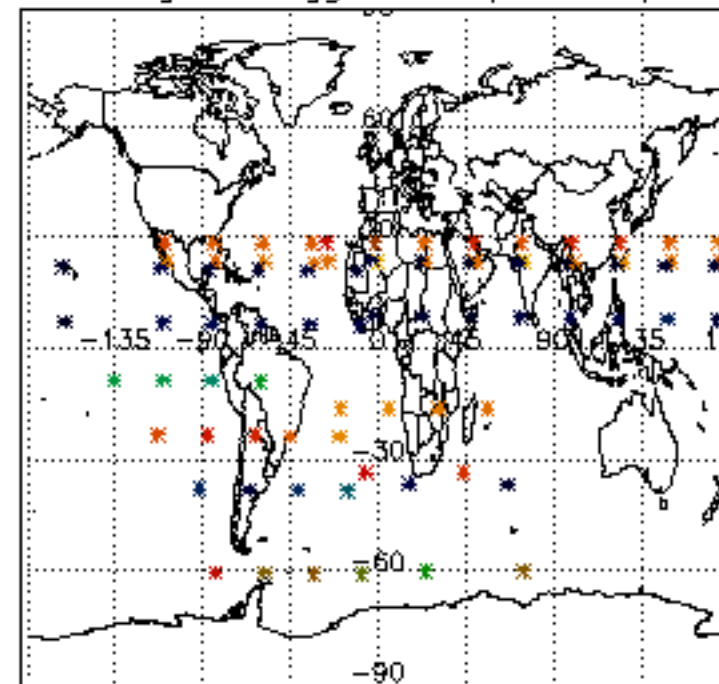
Percentage of flagged data per H2O profile



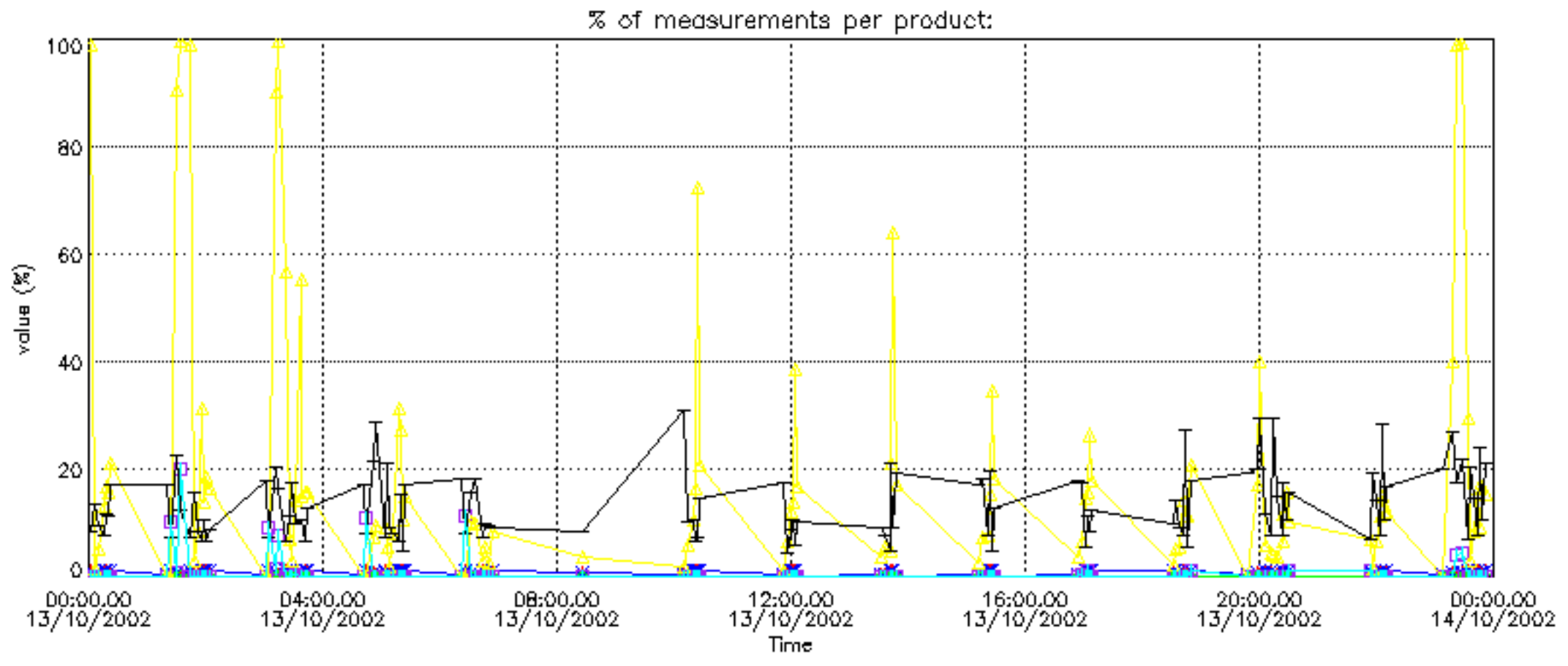
Percentage of flagged data per NO2 profile

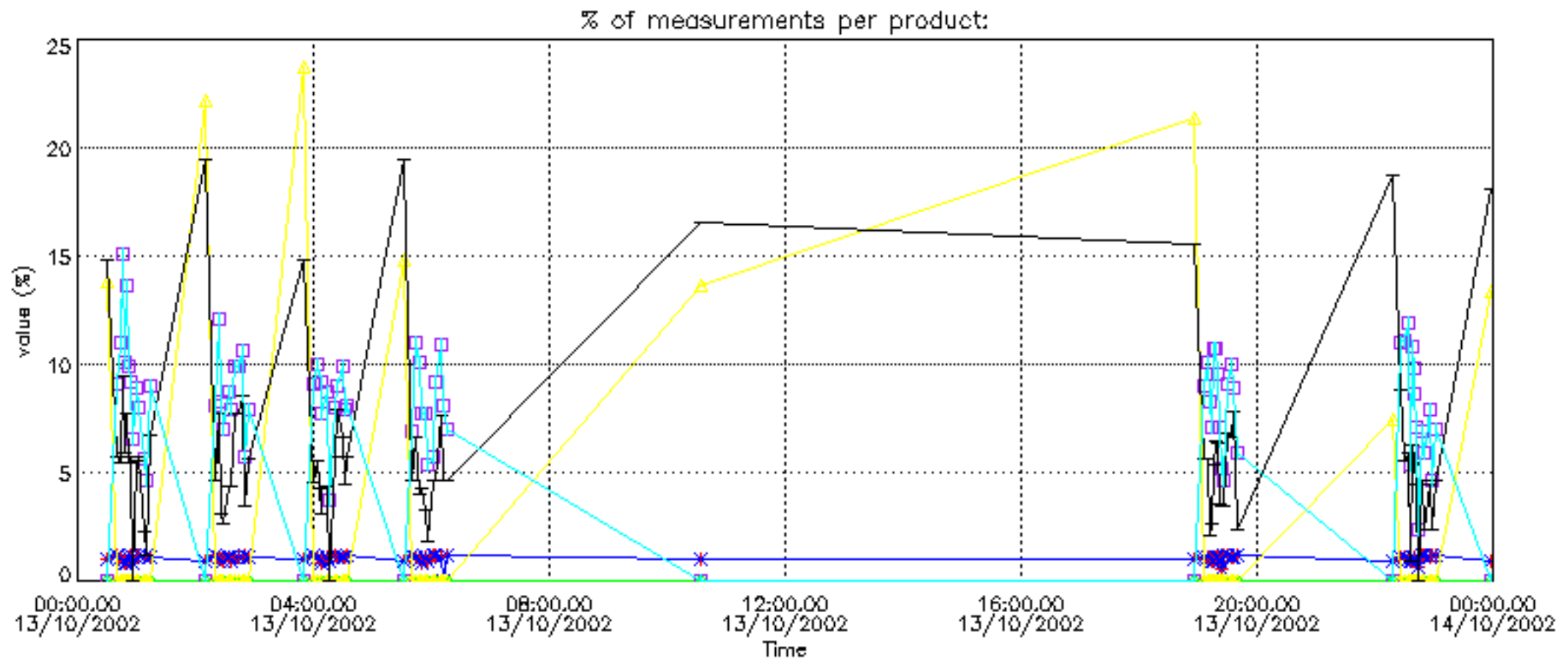


Percentage of flagged data per NO3 profile

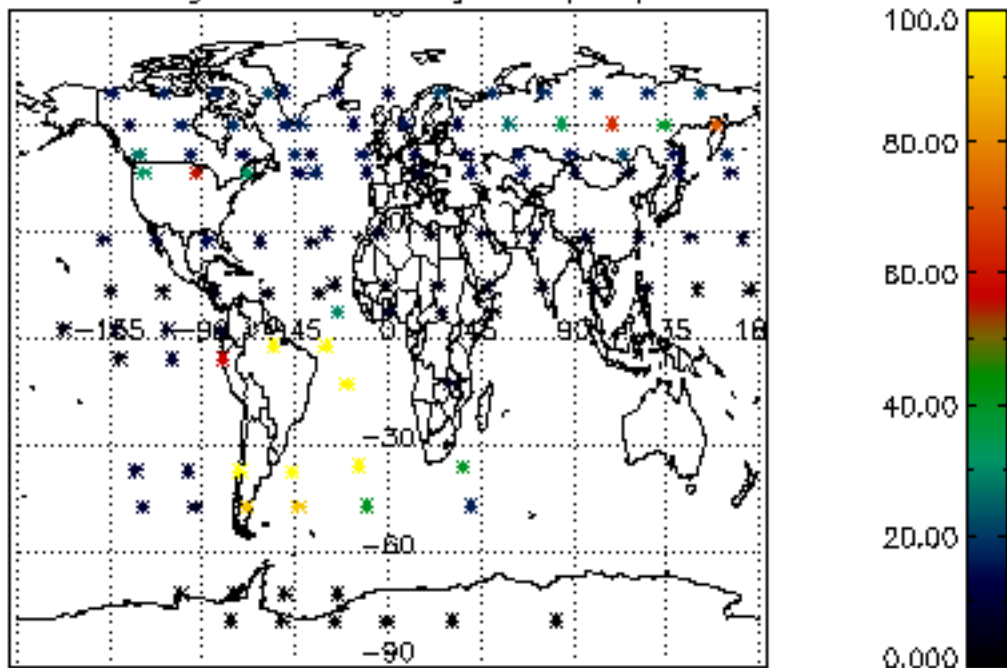




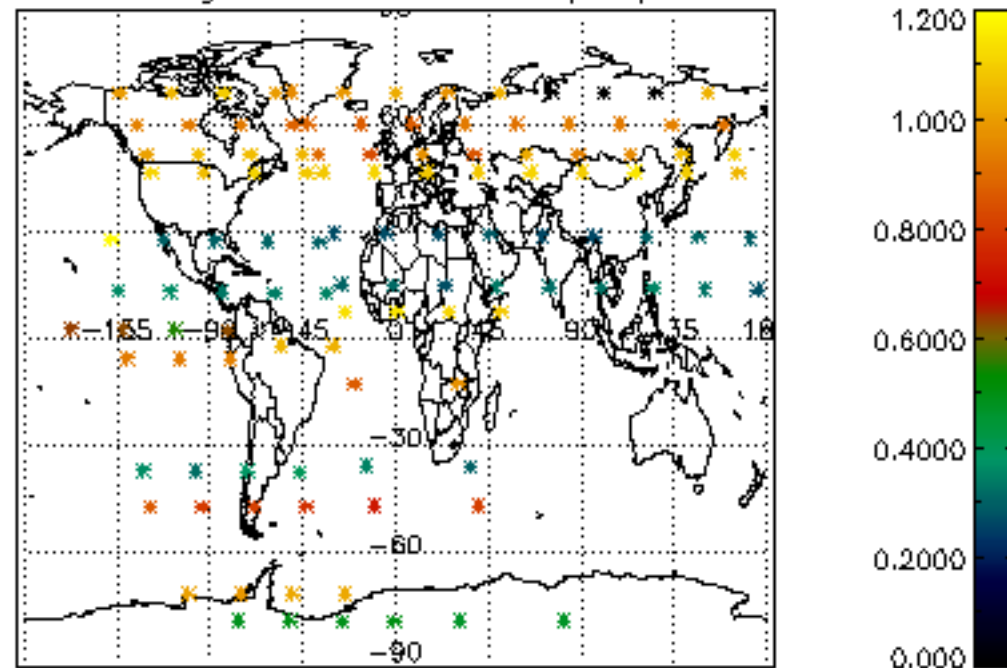




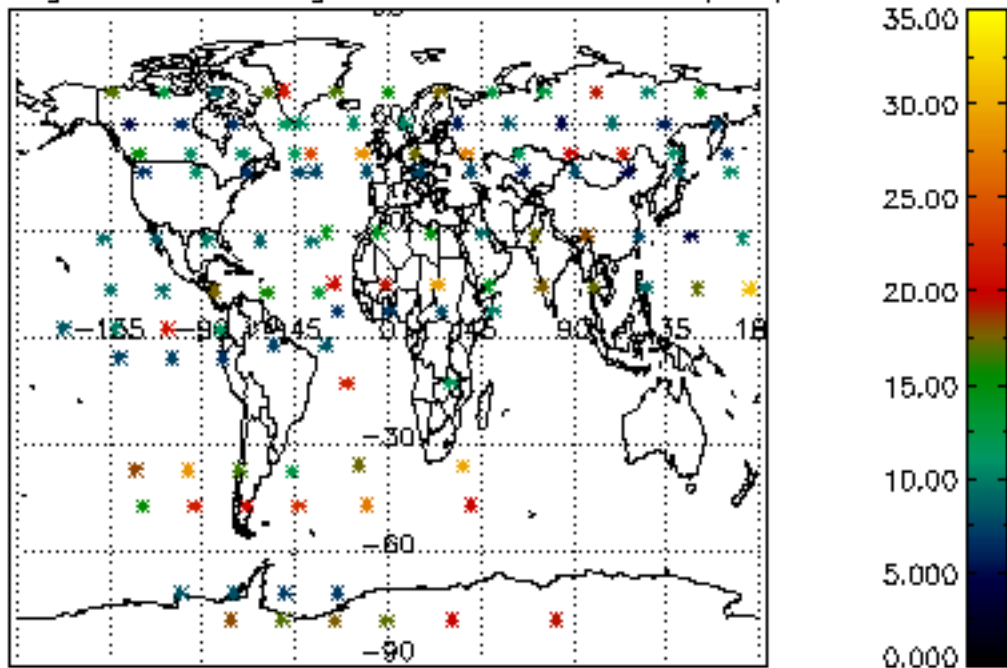
Percentage of cosmic ray hits per profile



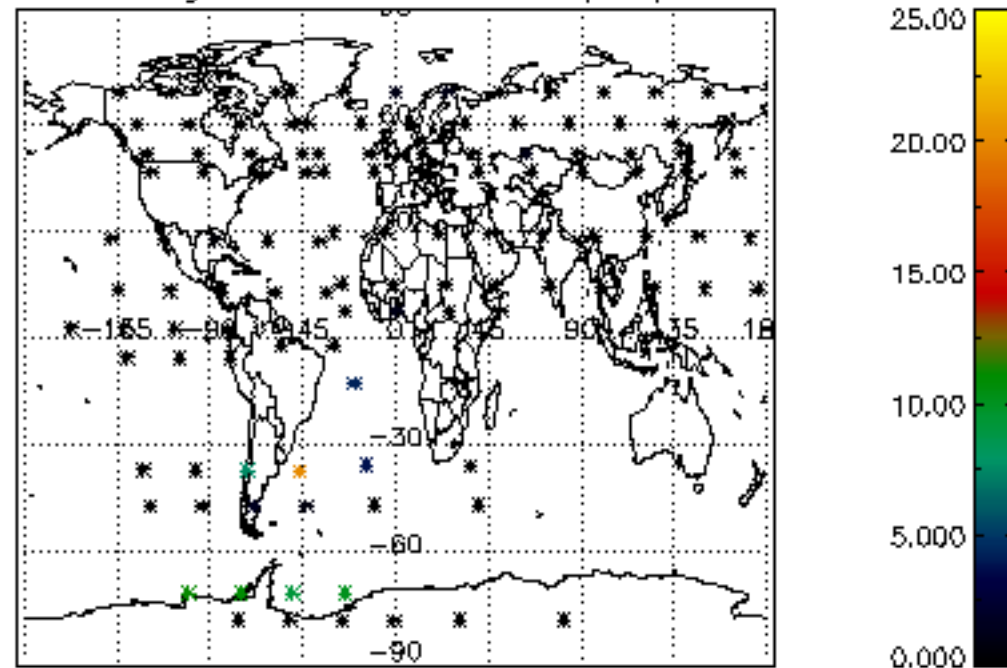
Percentage of datation errors per profile



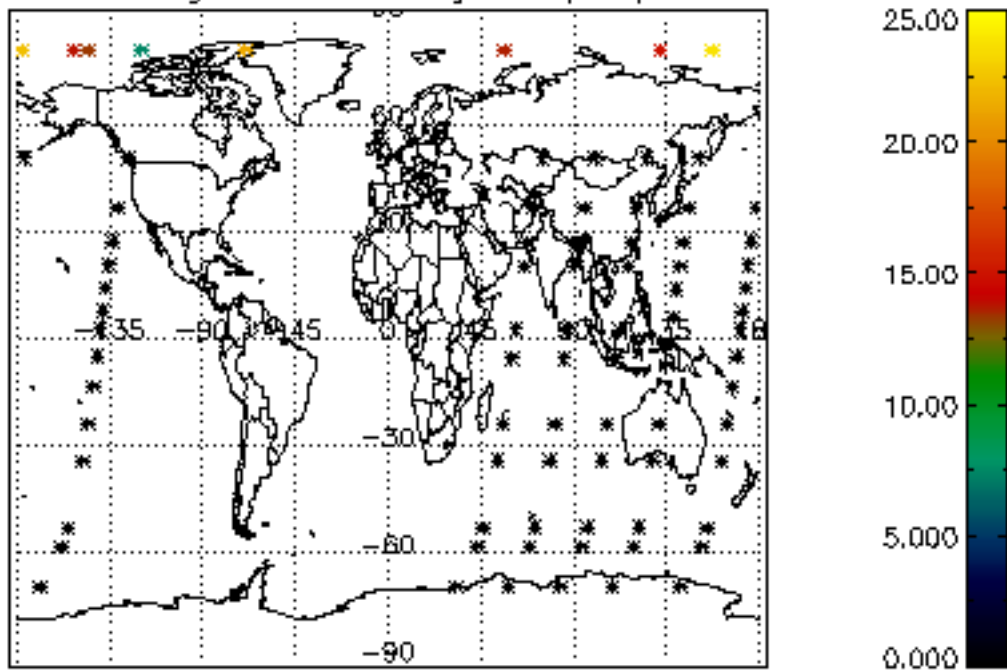
Percentage of star falling outside central band per profile



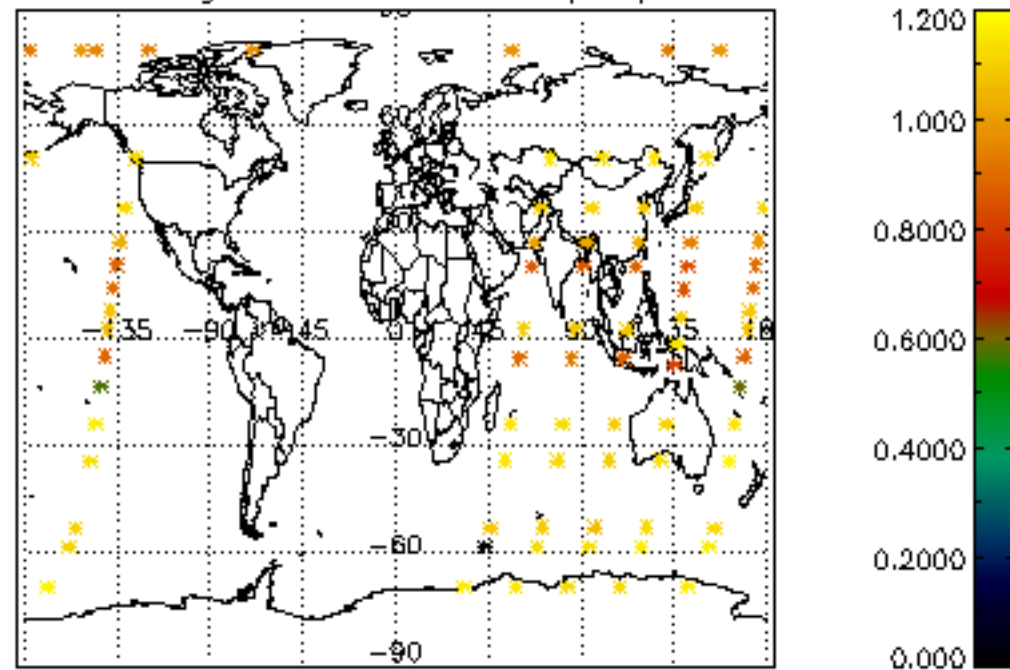
Percentage of saturation errors per profile



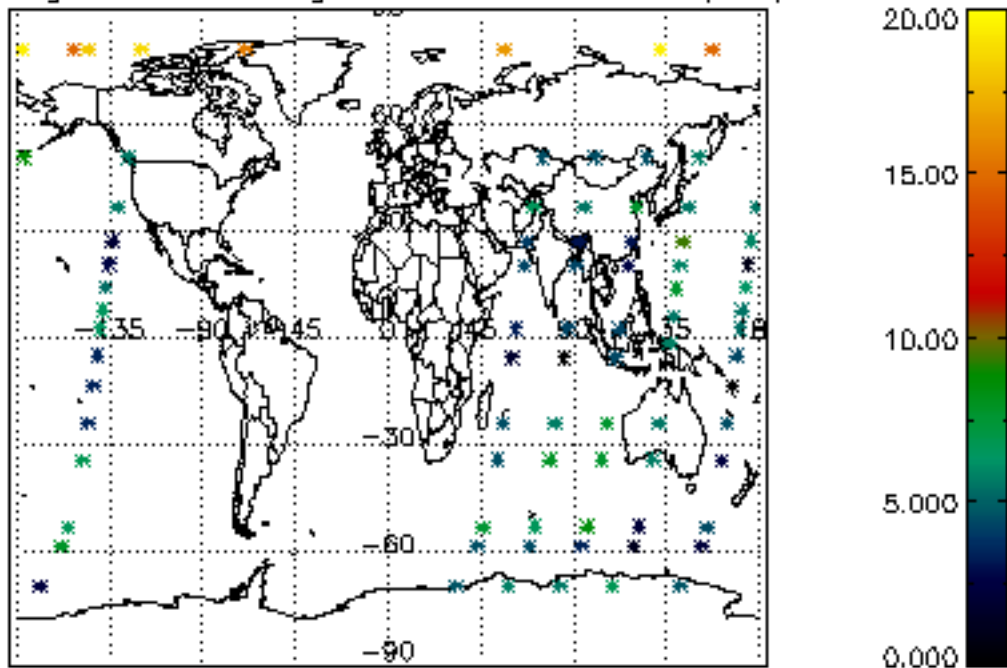
Percentage of cosmic ray hits per profile



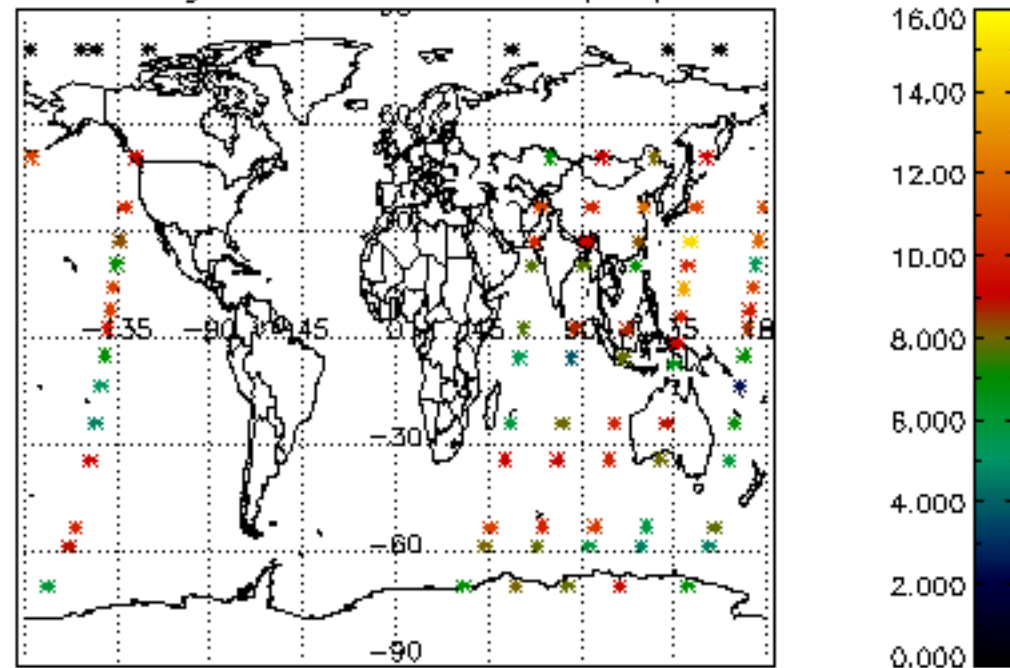
Percentage of datation errors per profile



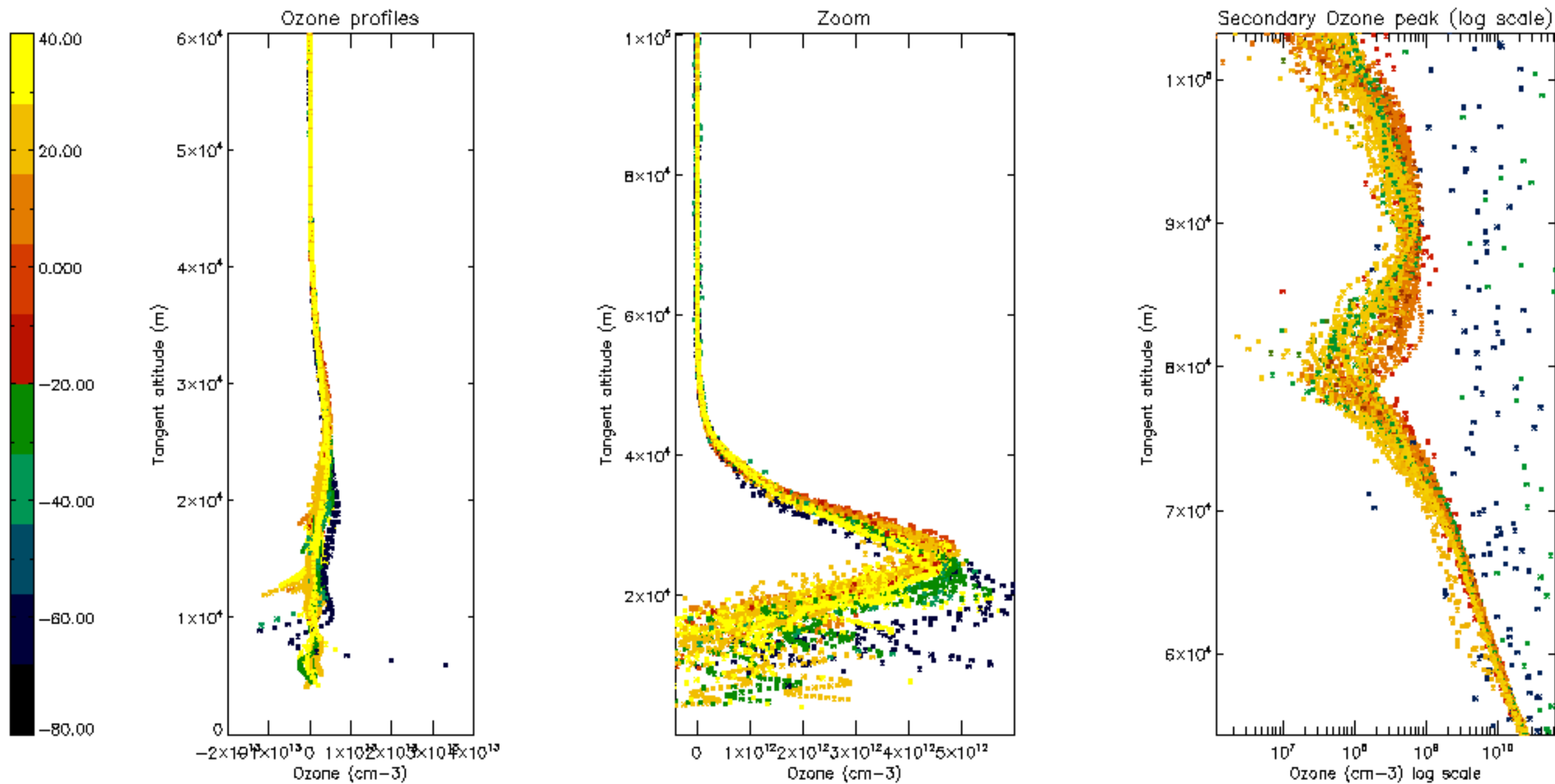
Percentage of star falling outside central band per profile

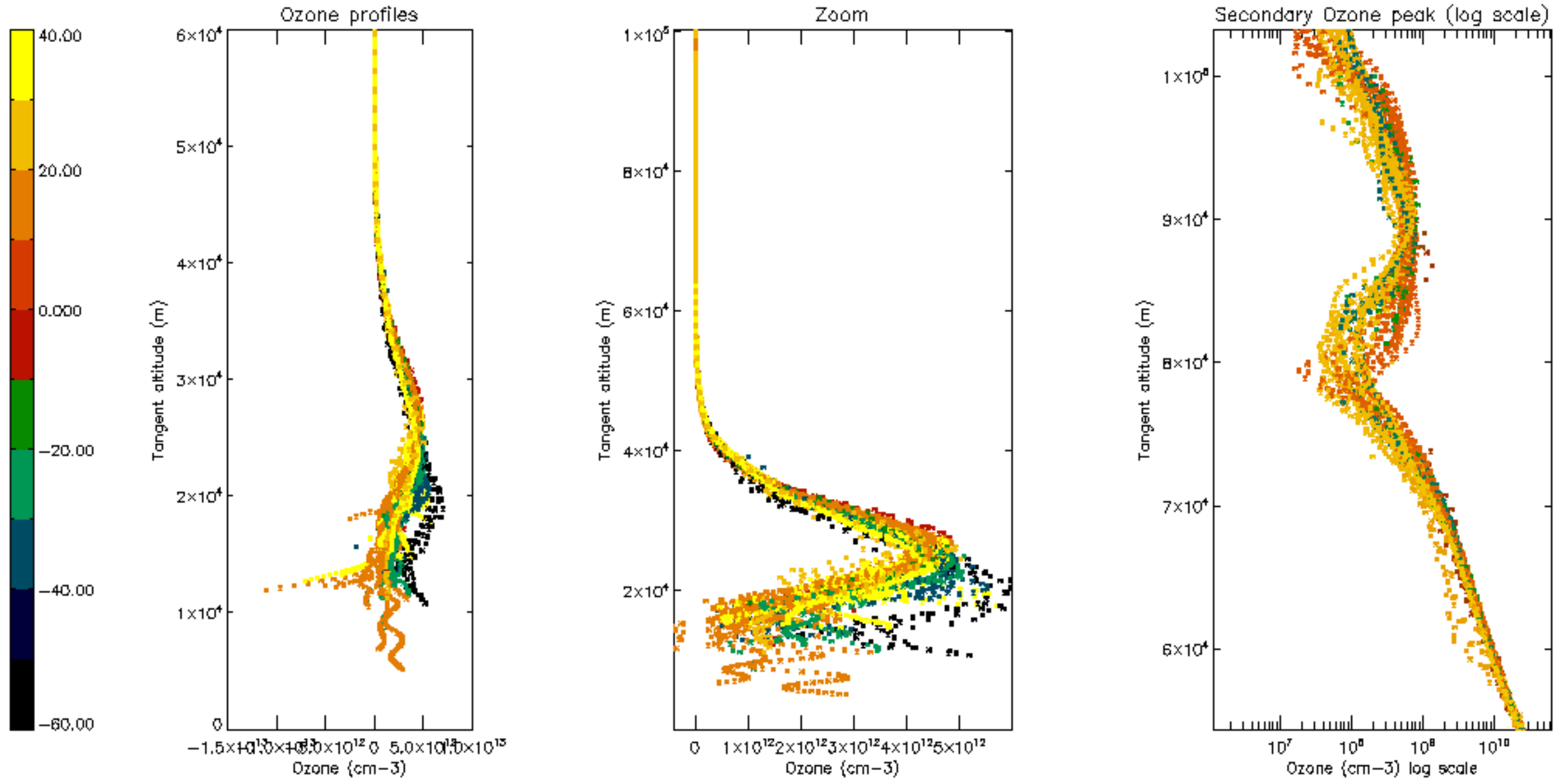


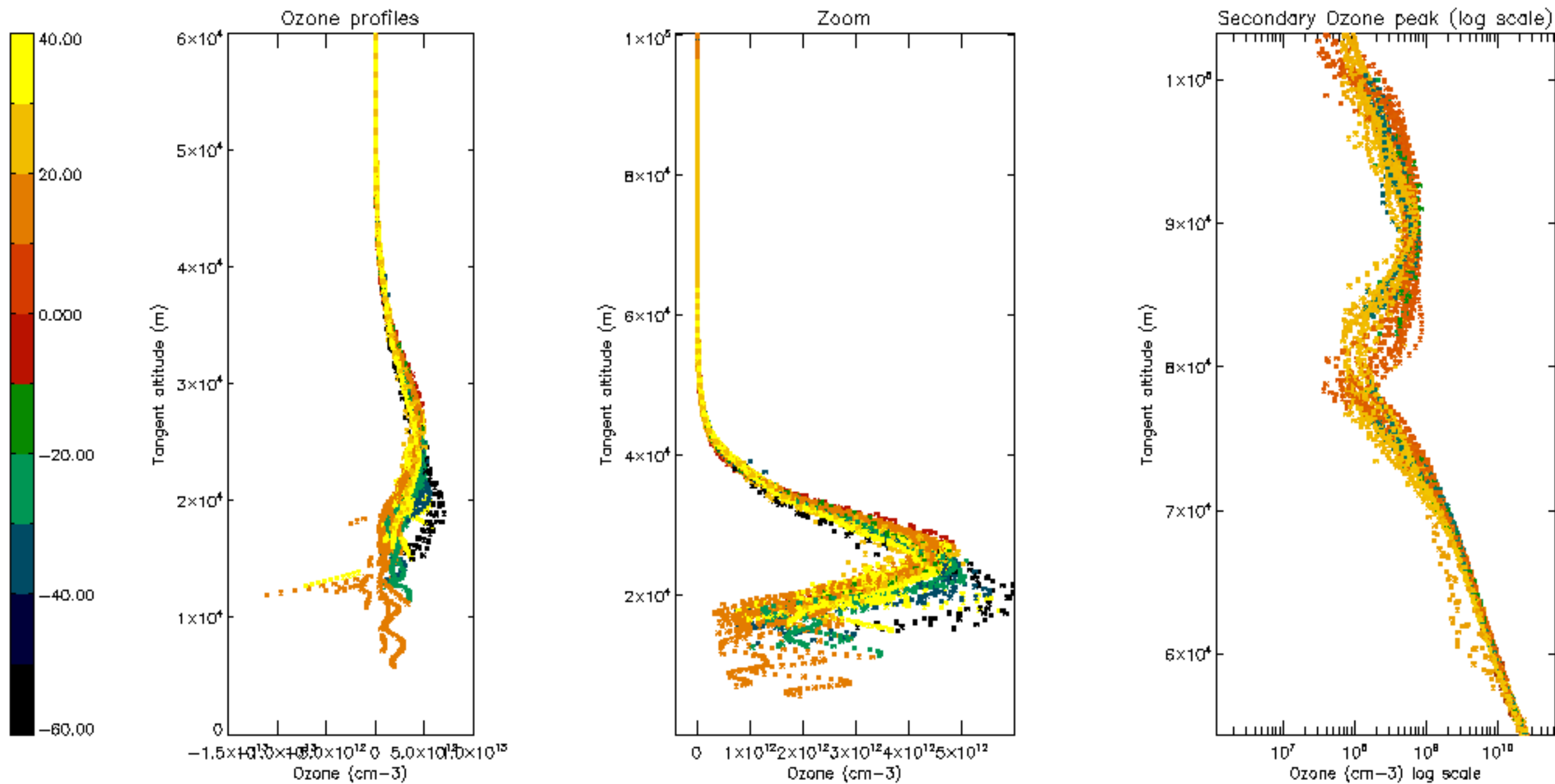
Percentage of saturation errors per profile

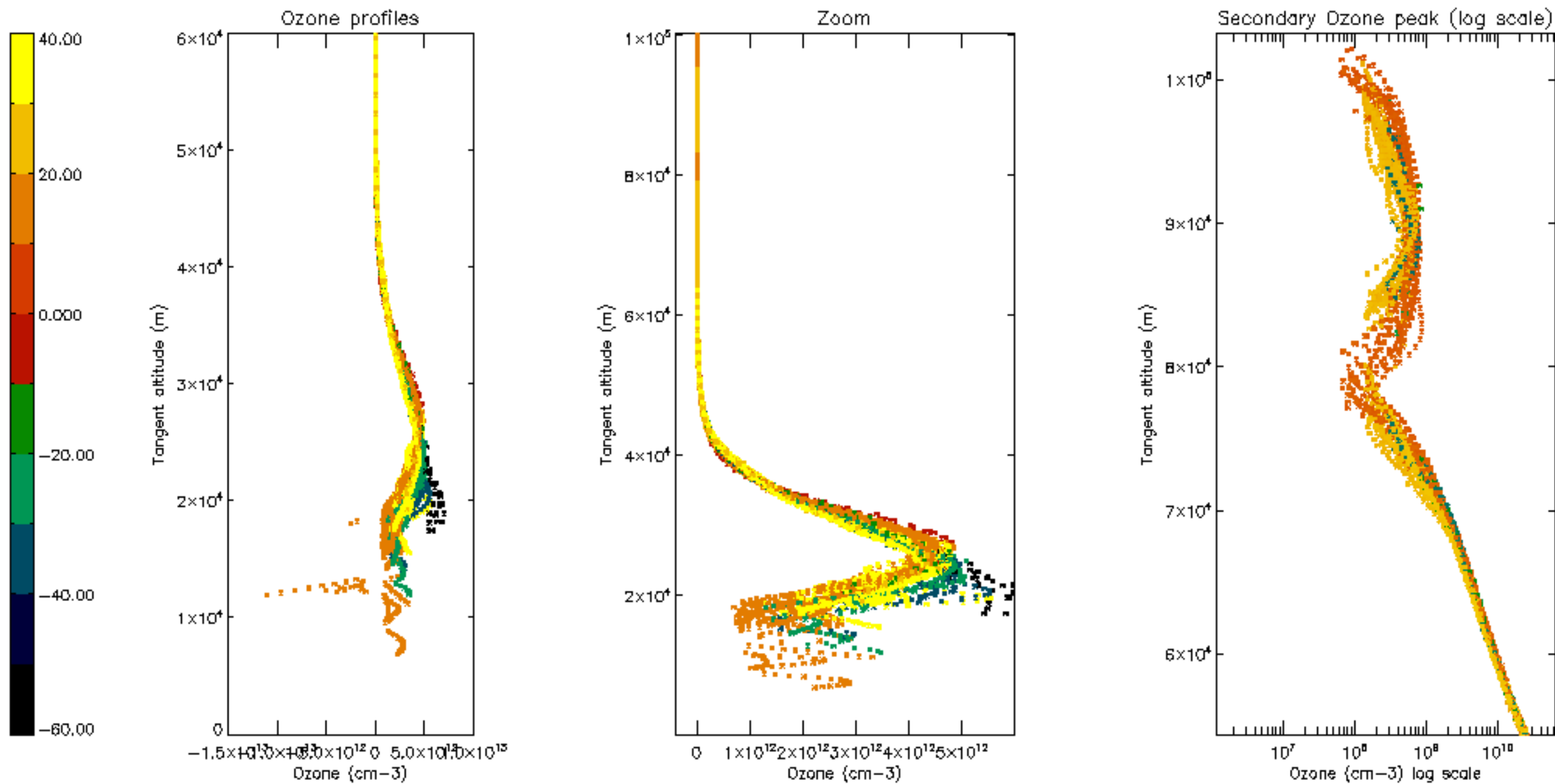




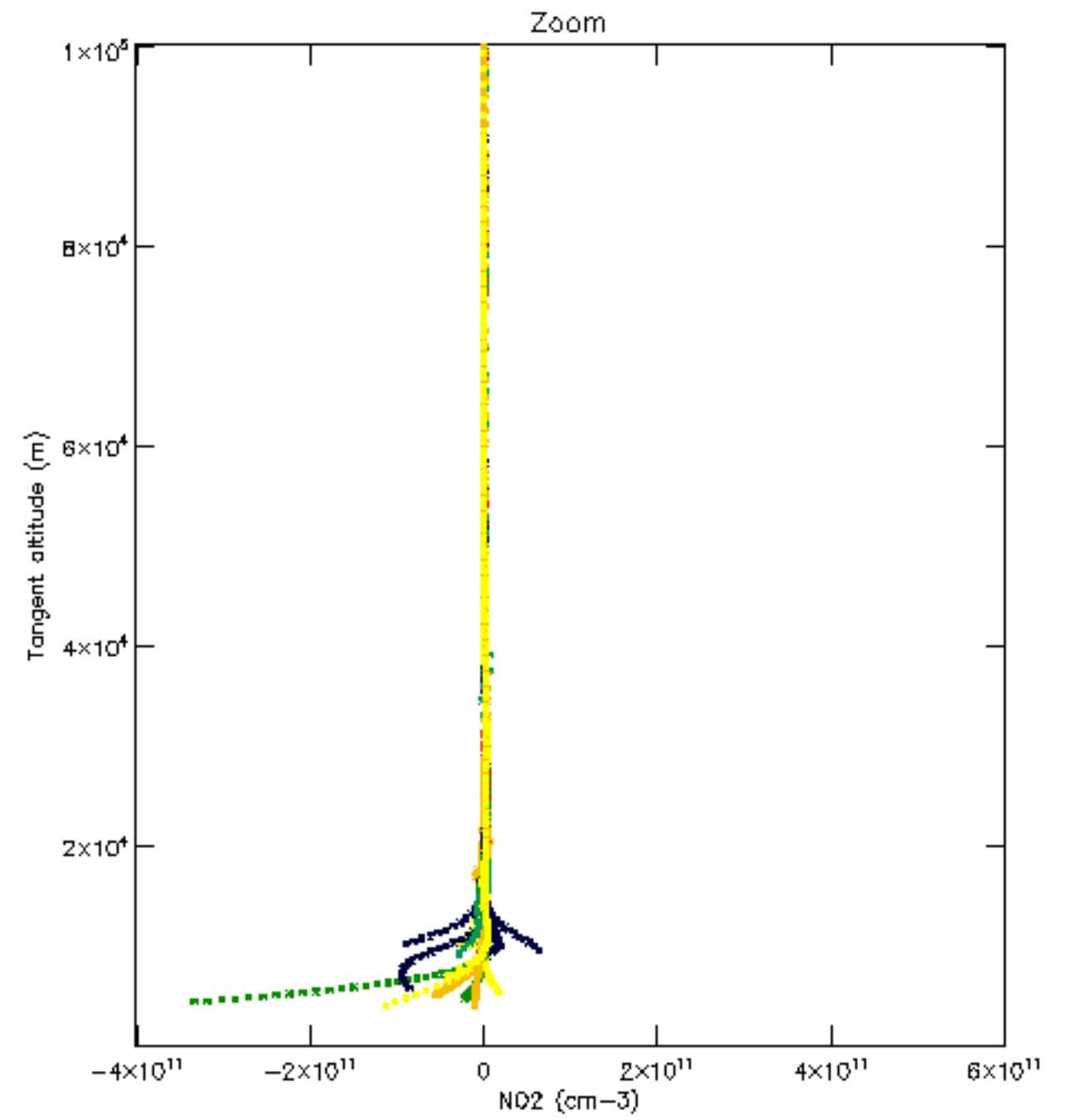
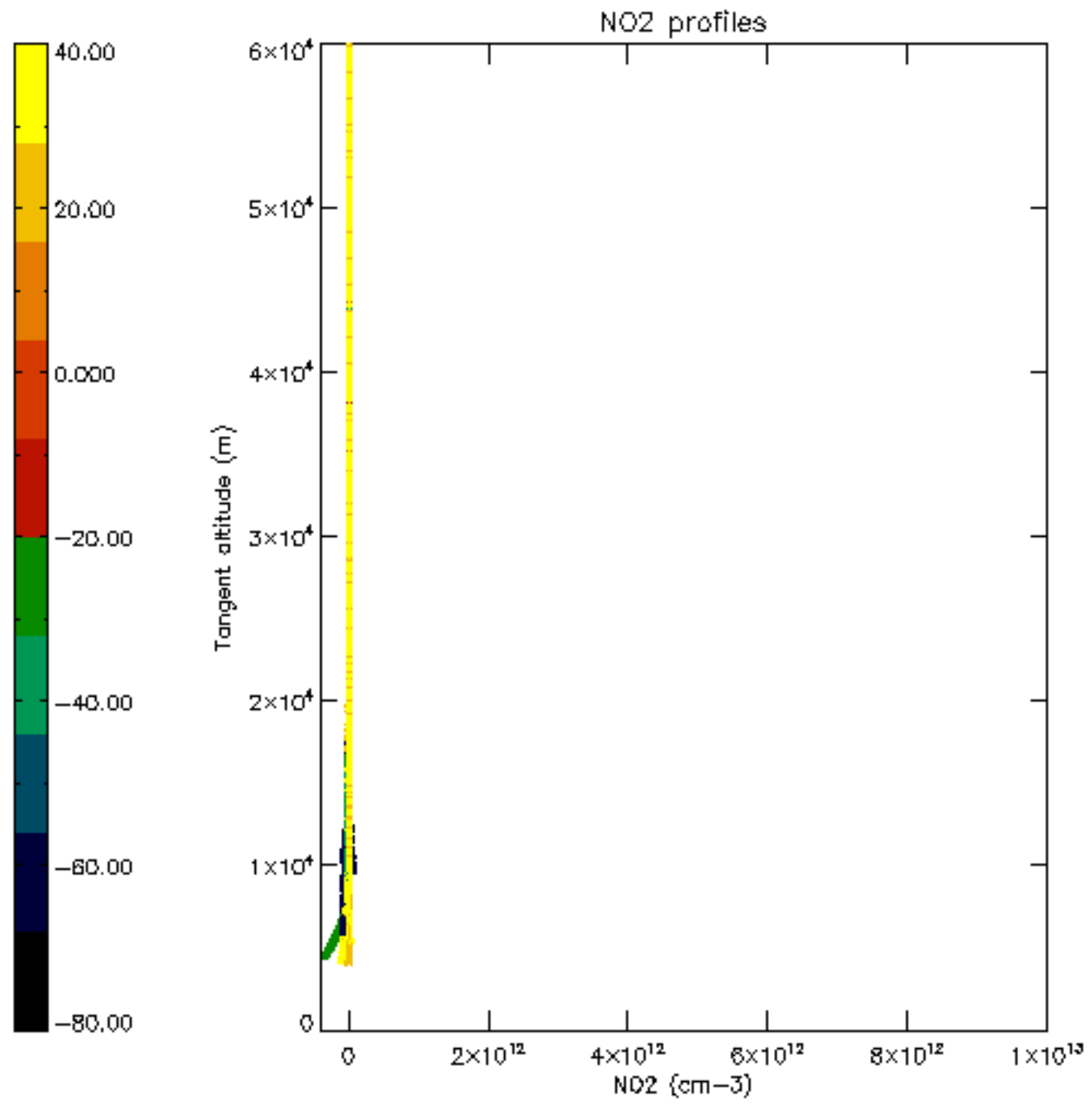


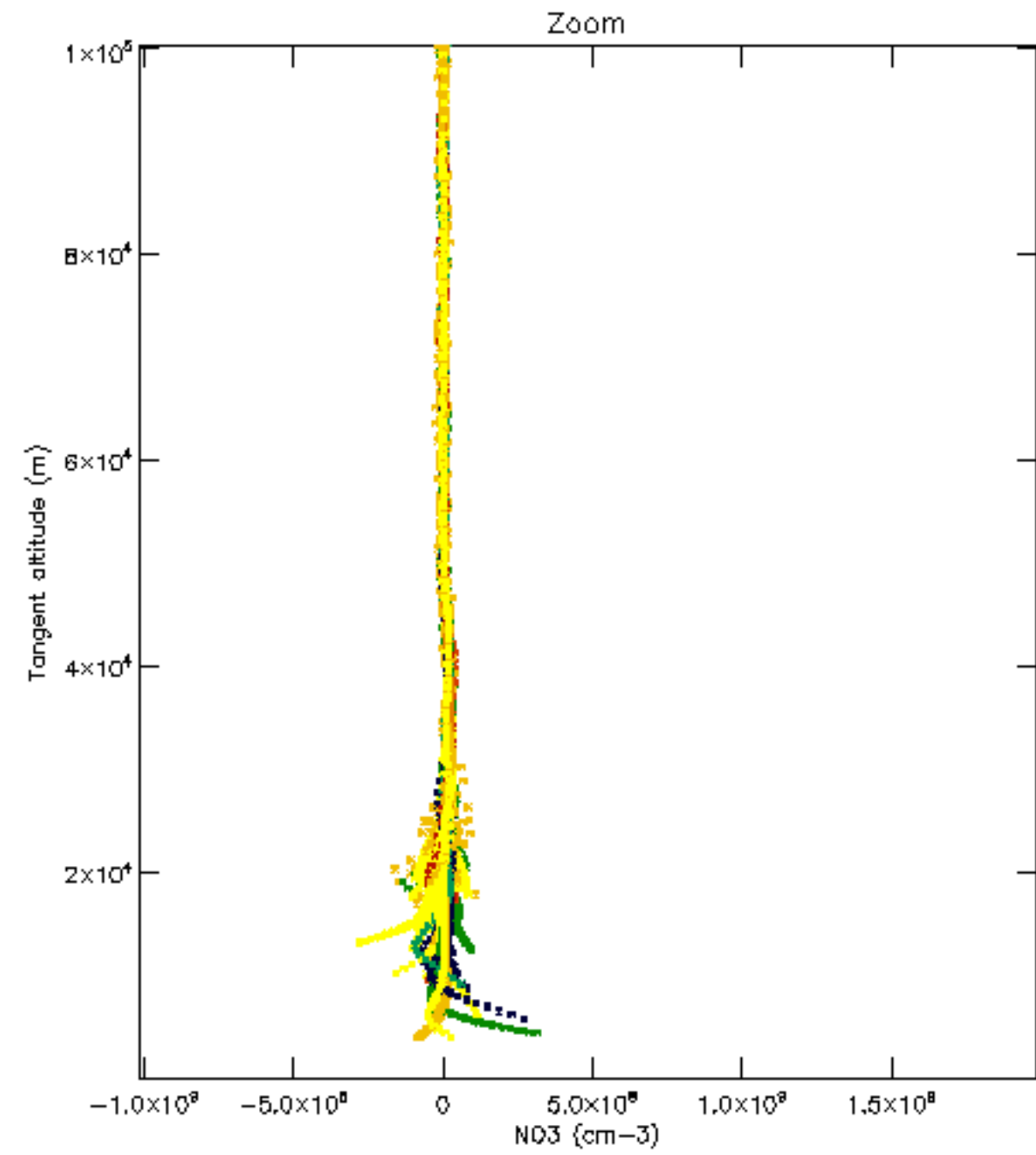
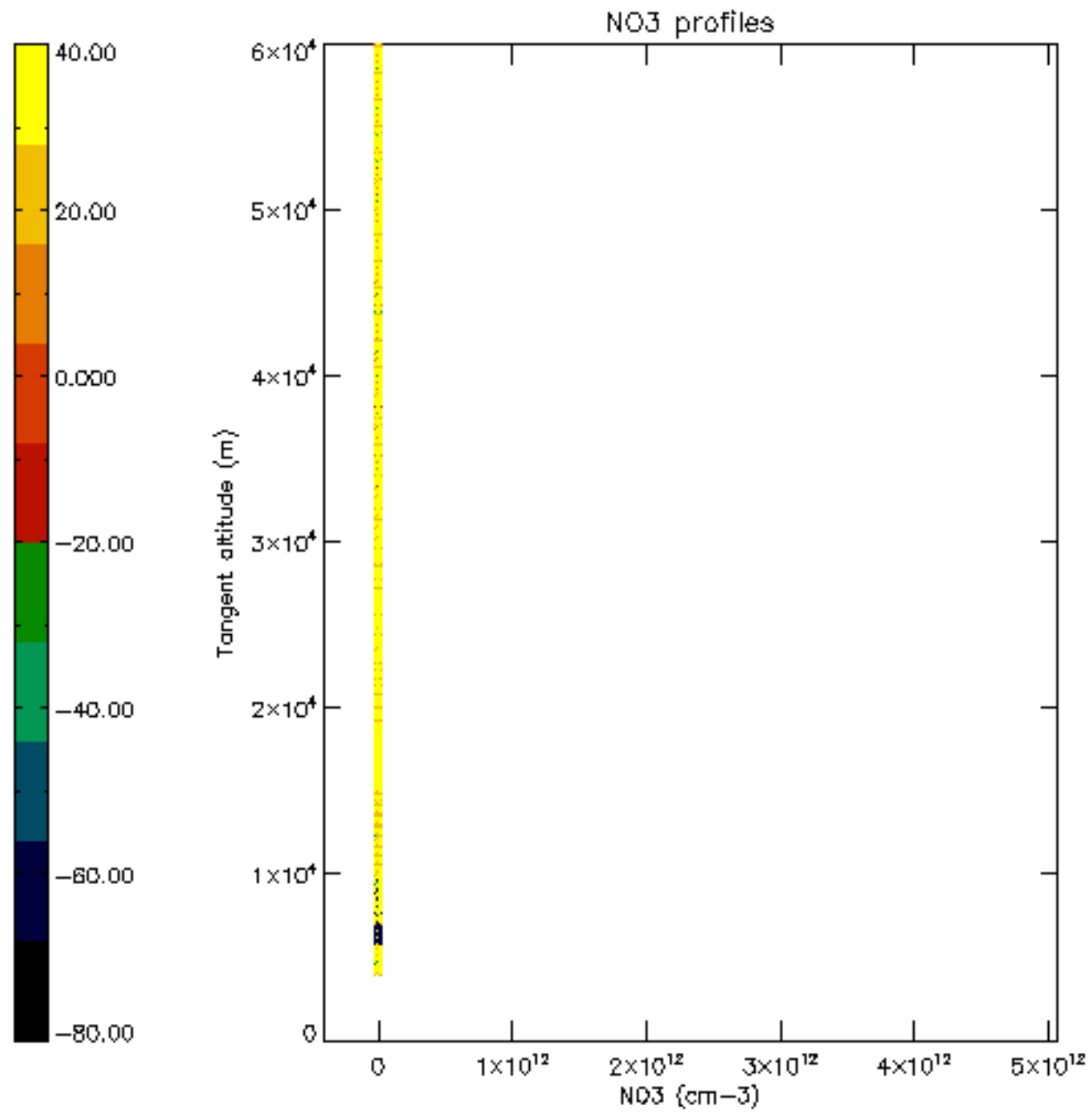


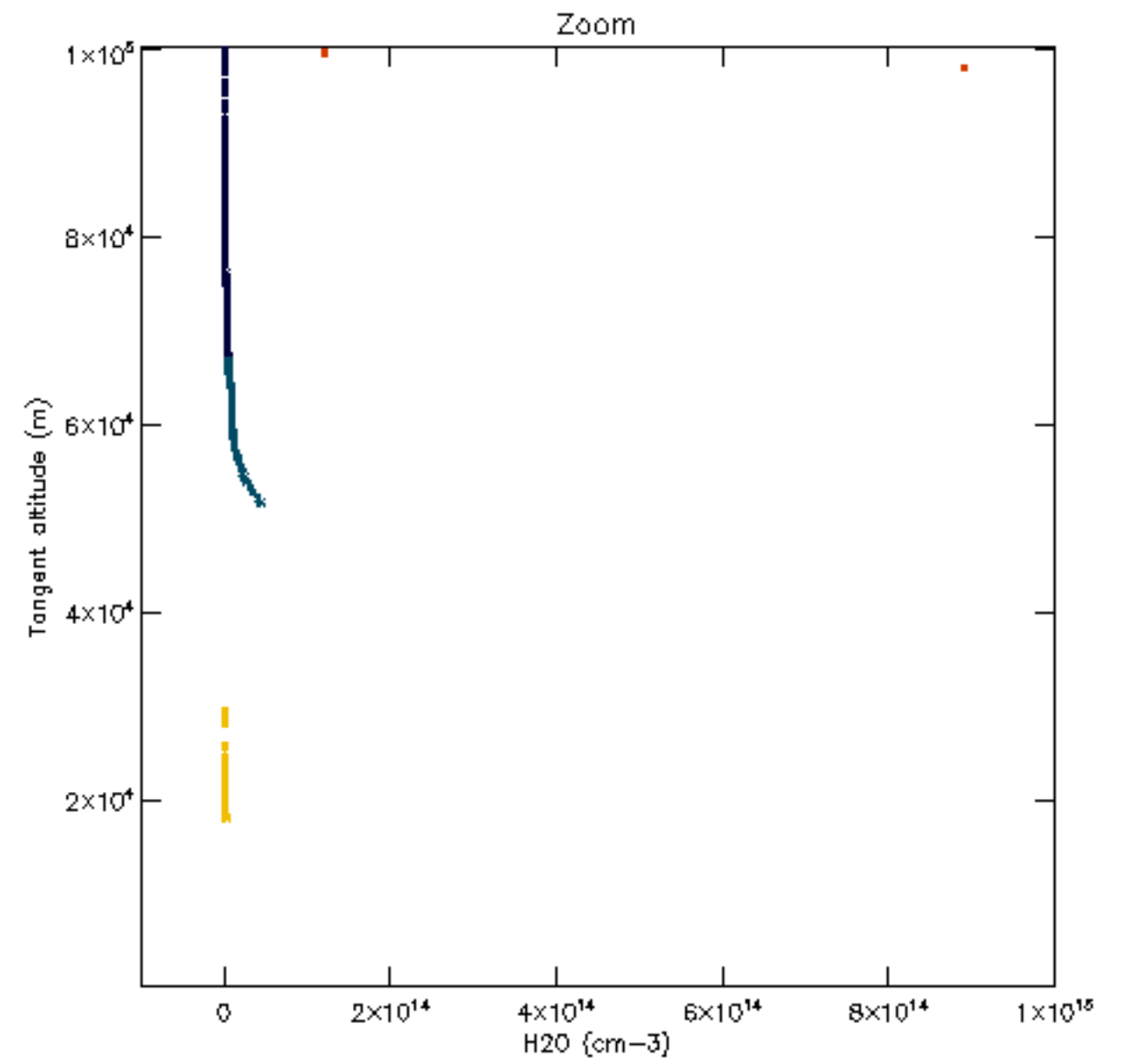
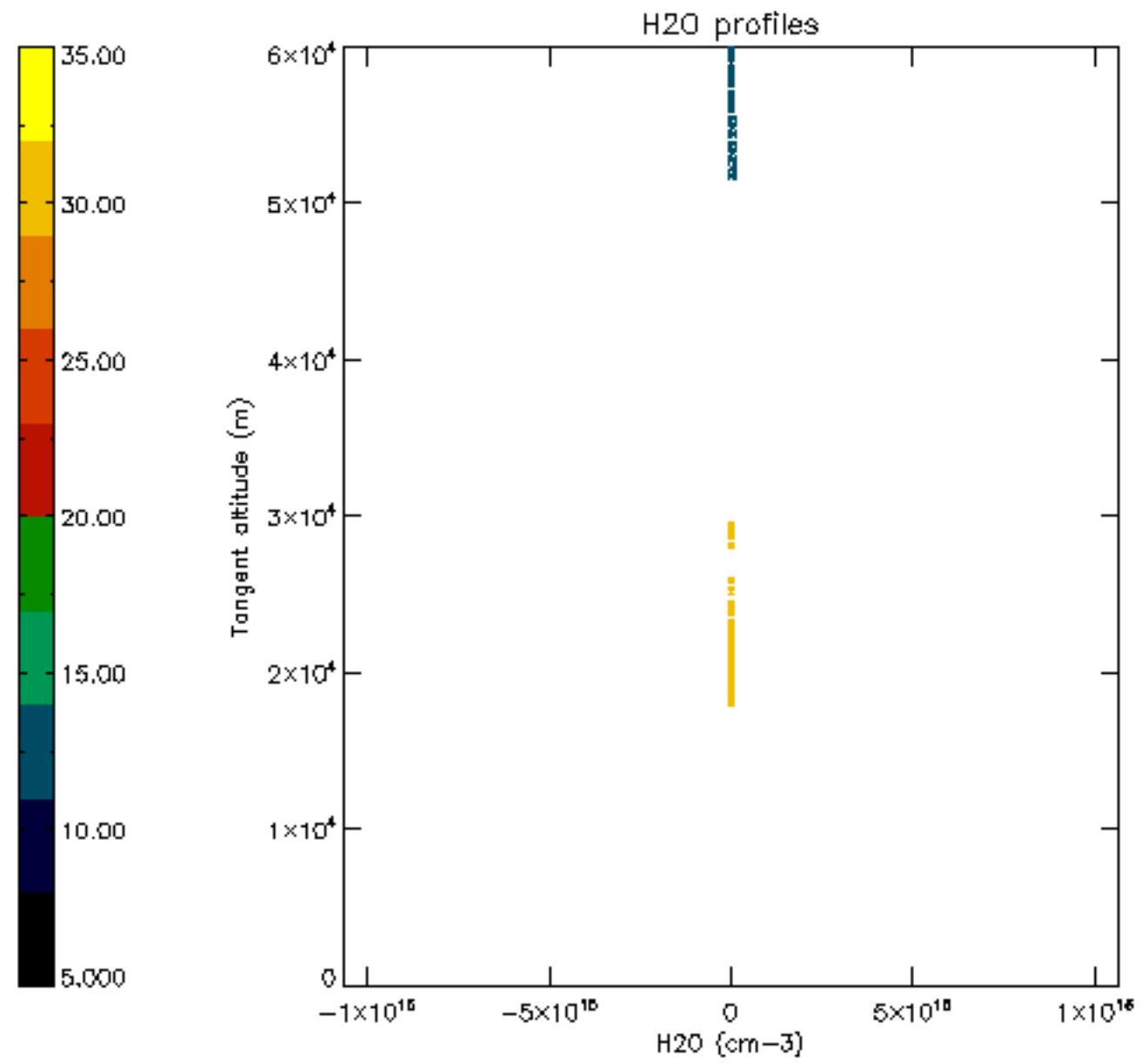


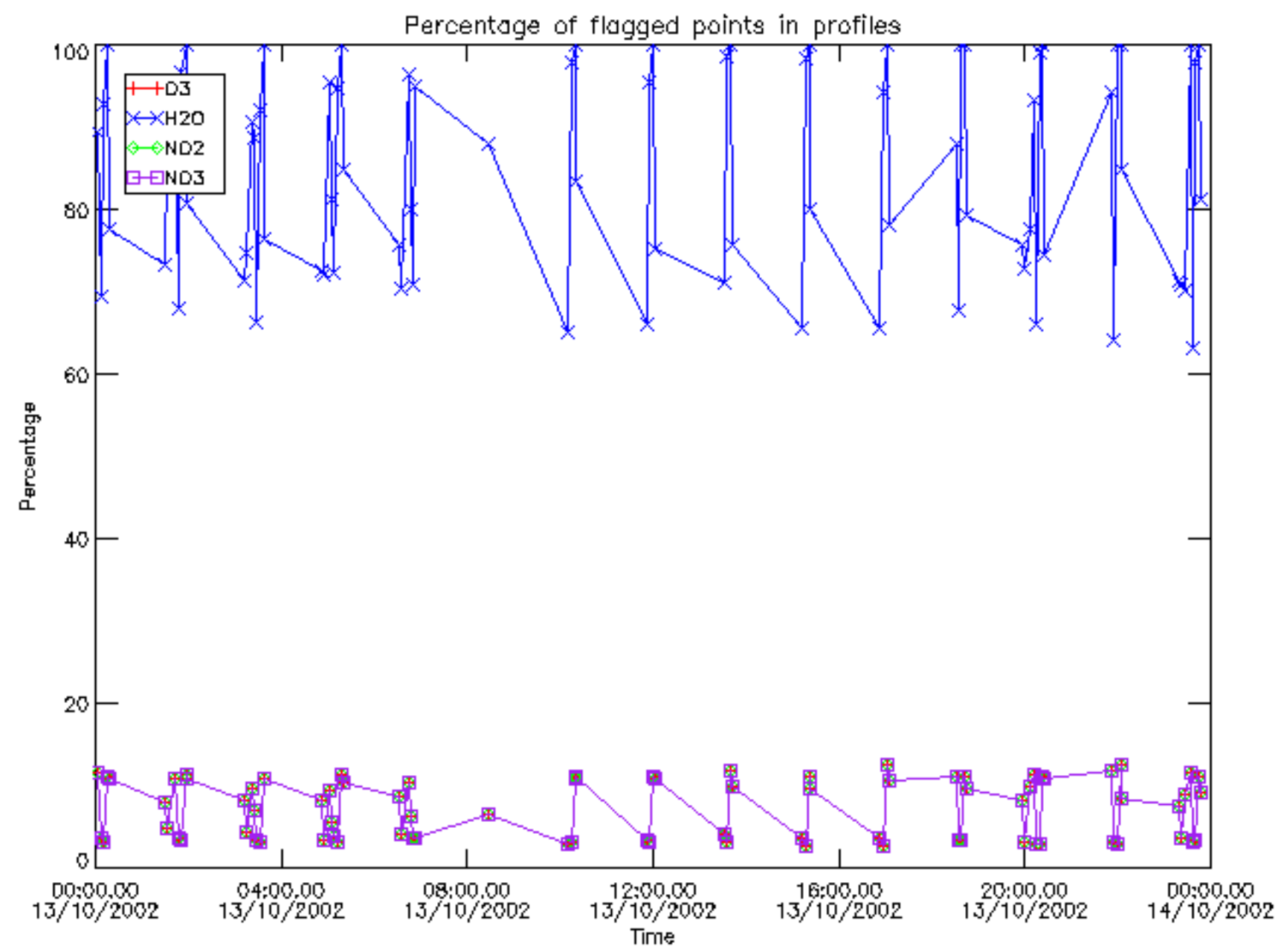






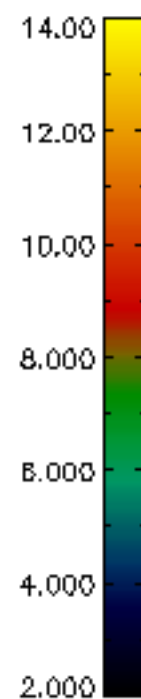
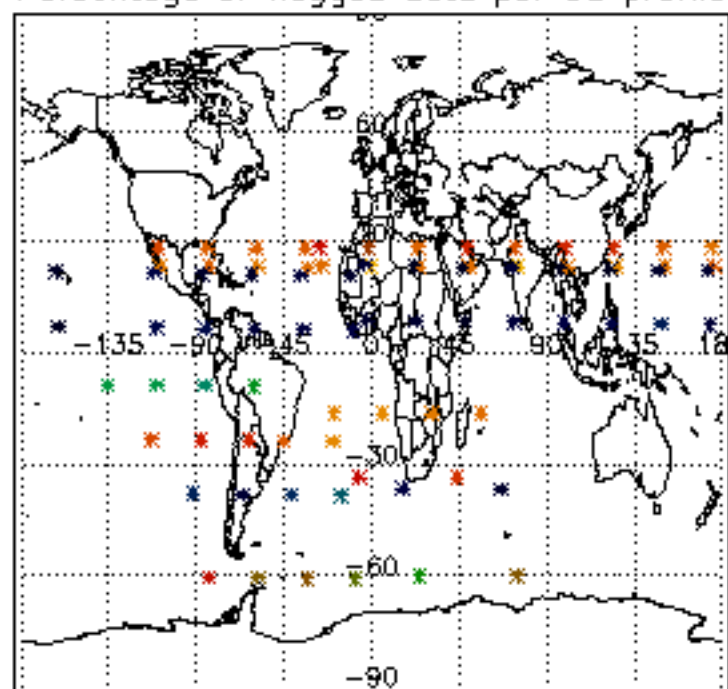




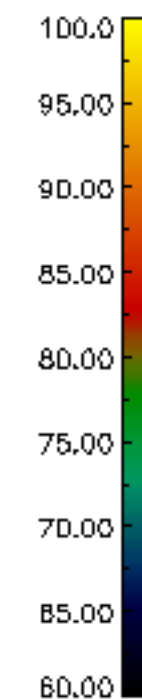
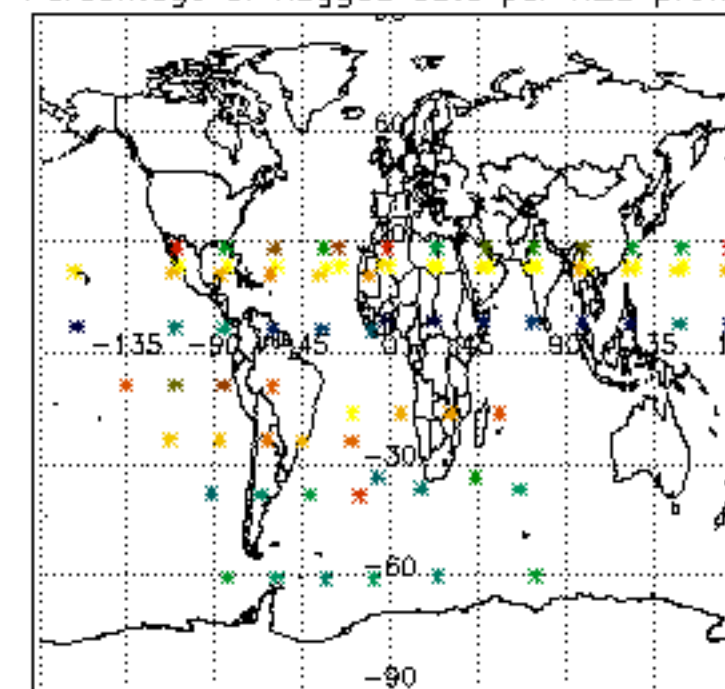




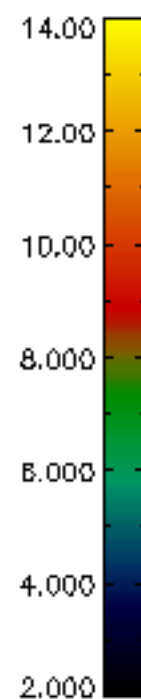
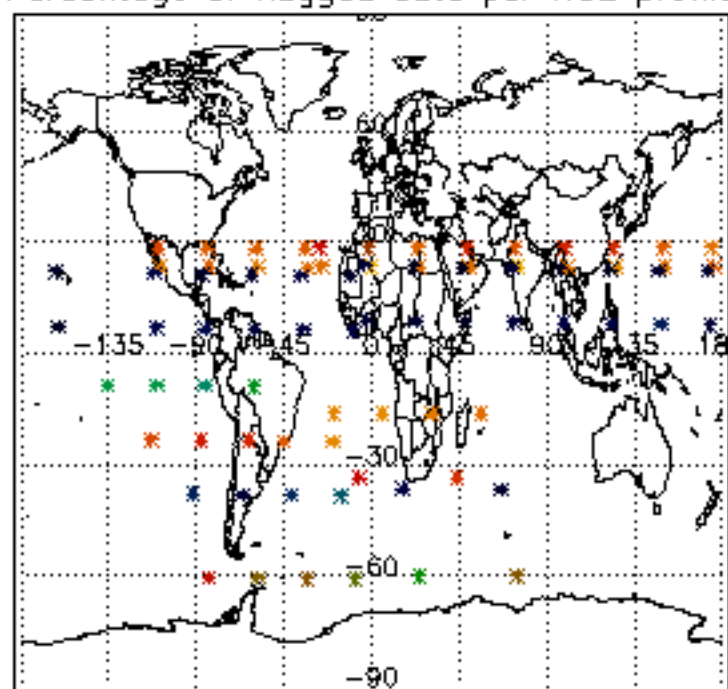
Percentage of flagged data per D3 profile



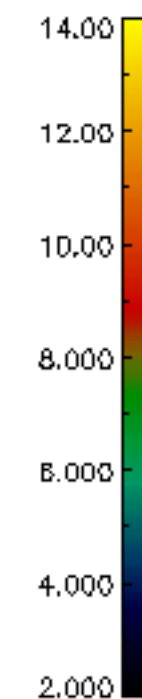
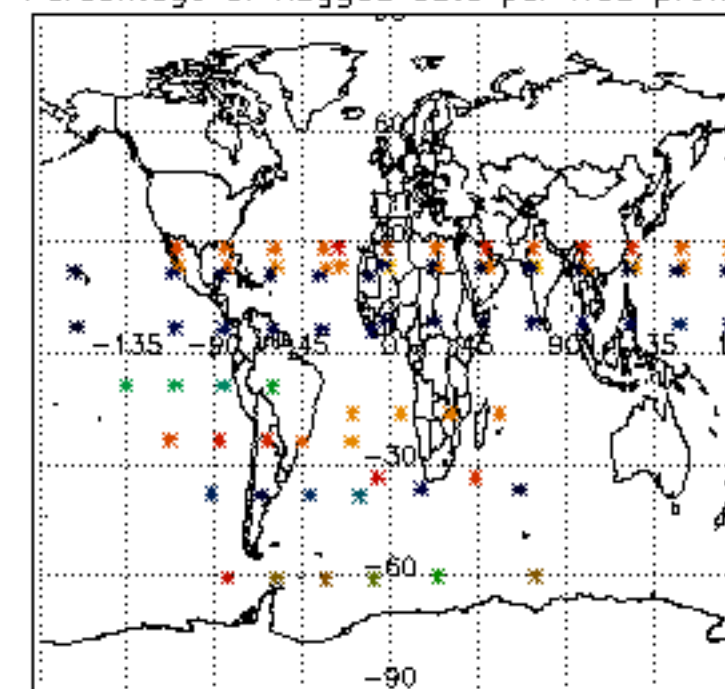
Percentage of flagged data per H2O profile

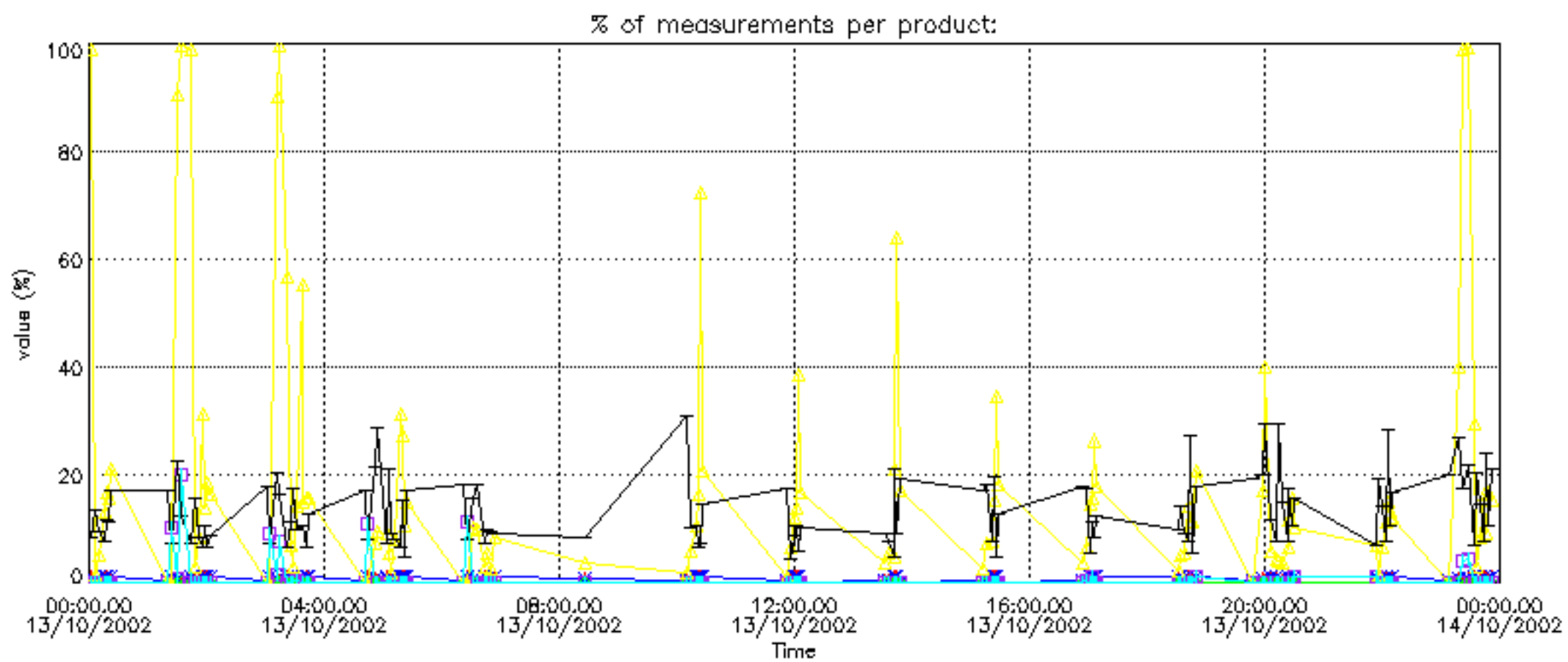


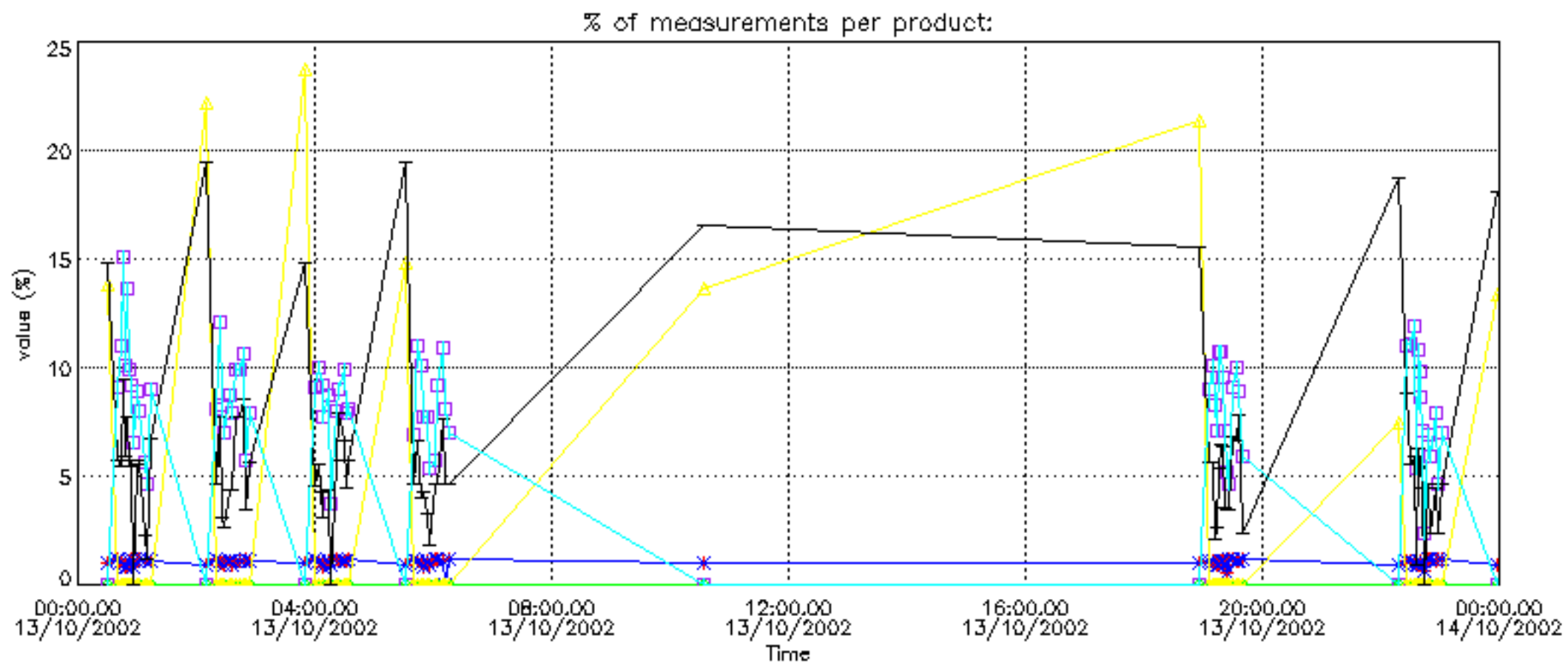
Percentage of flagged data per NO2 profile



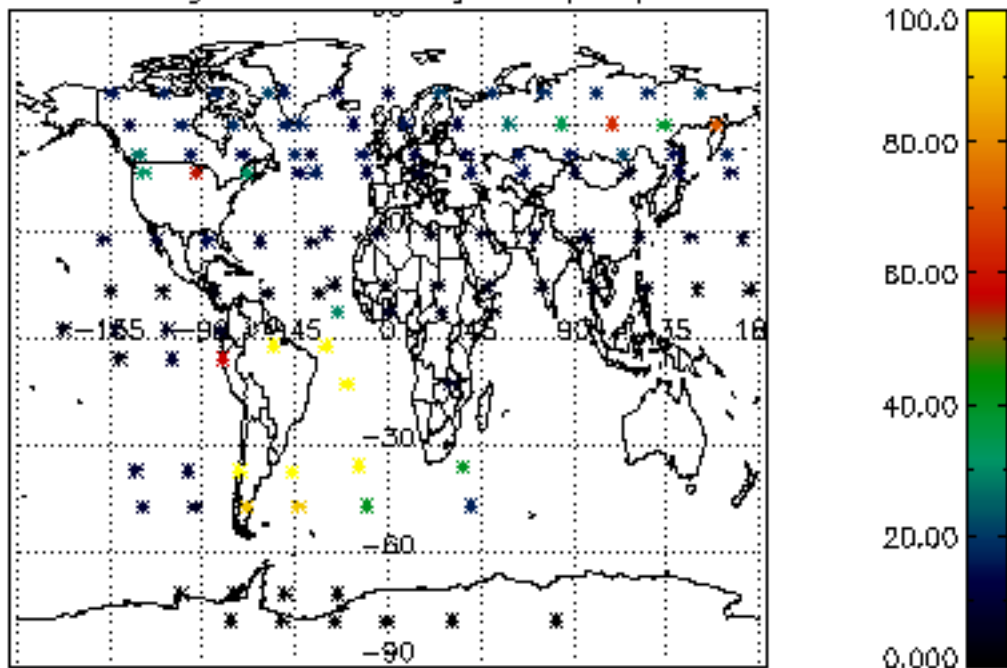
Percentage of flagged data per NO3 profile



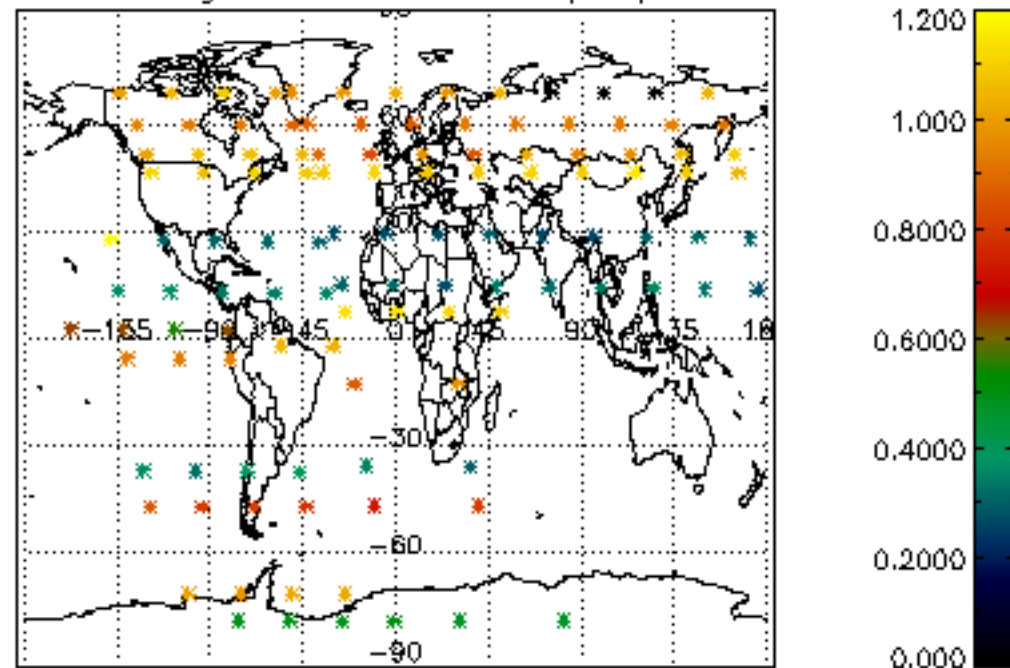




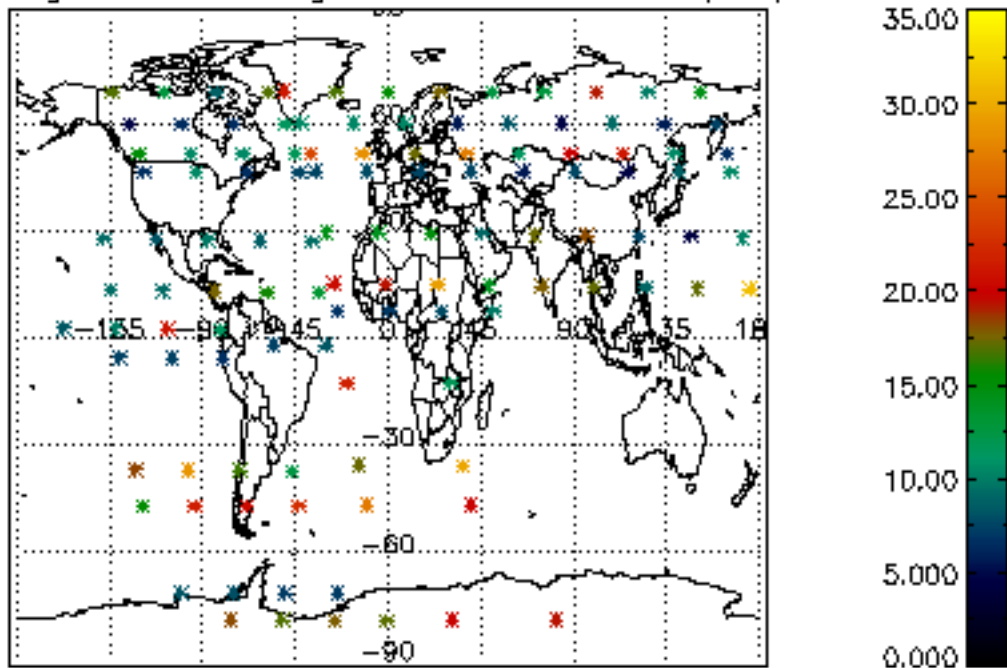
Percentage of cosmic ray hits per profile



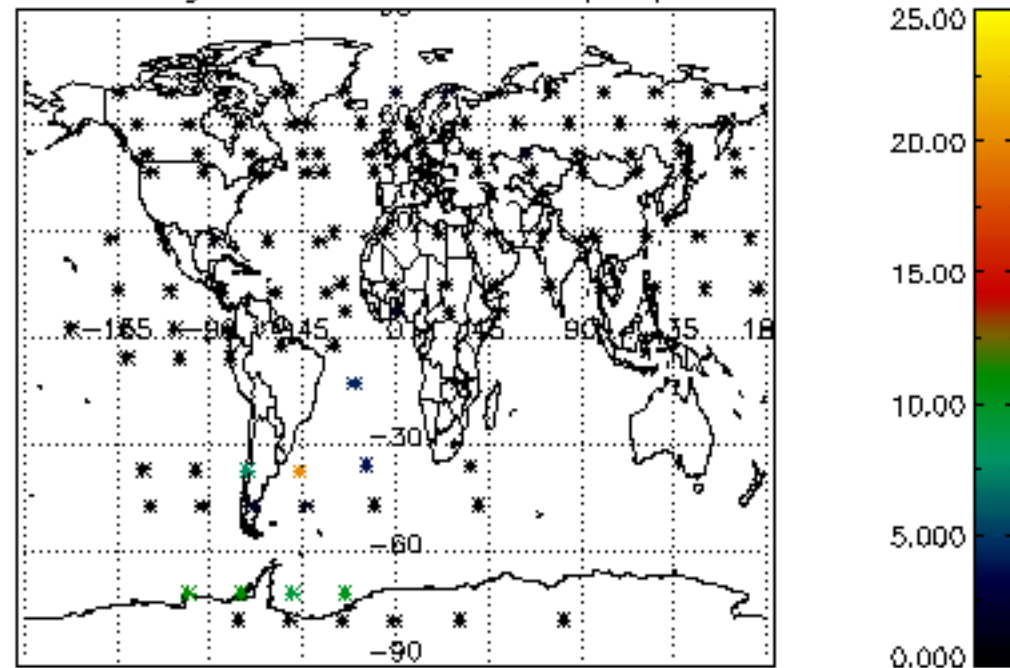
Percentage of datation errors per profile



Percentage of star falling outside central band per profile

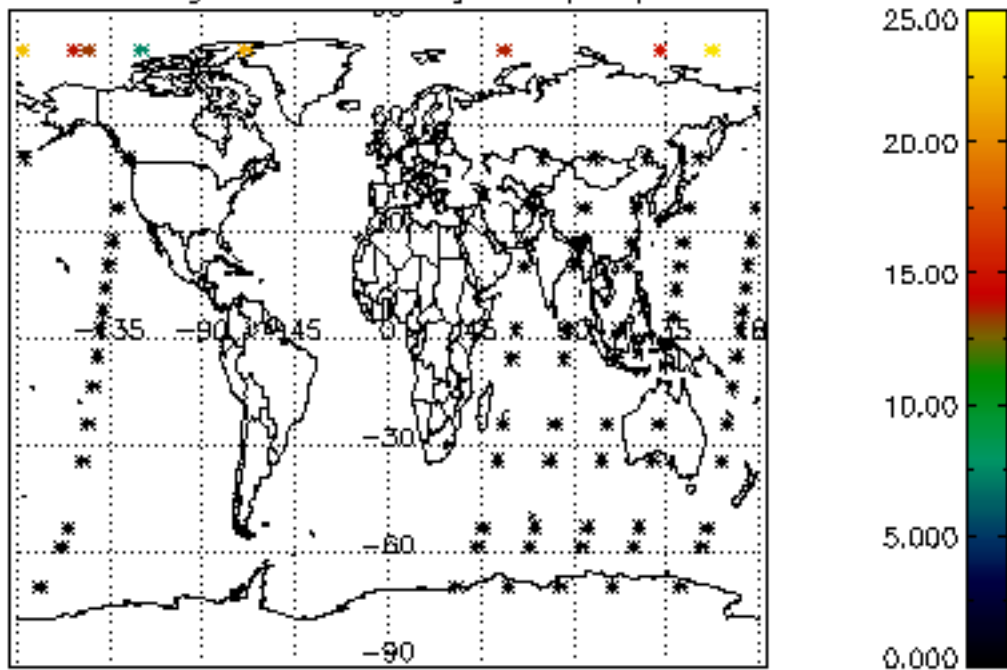


Percentage of saturation errors per profile

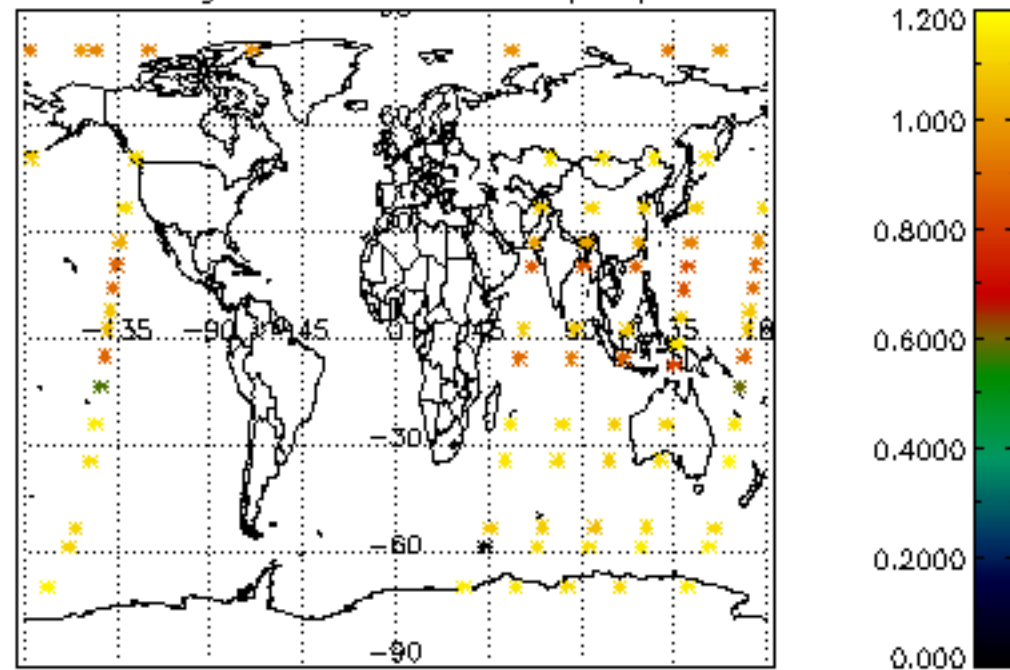




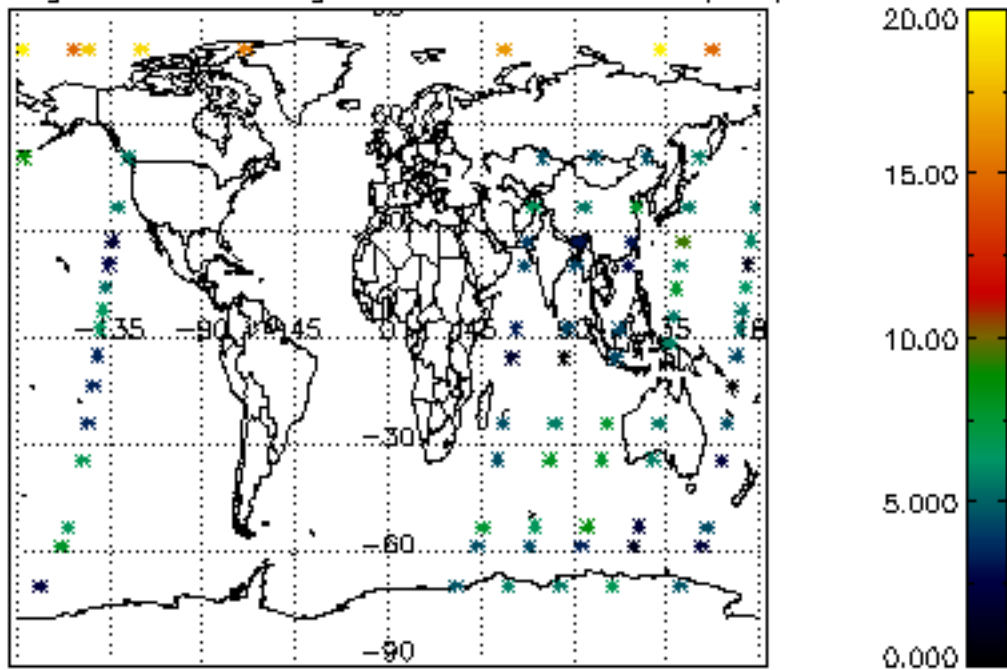
Percentage of cosmic ray hits per profile



Percentage of datation errors per profile



Percentage of star falling outside central band per profile



Percentage of saturation errors per profile

