

GOMOS Level 2 Daily Report

SUMMARY

[1. General Info](#)

[2. Summary of processed GOM_NL_2P products](#)

[3. Level 2 Quality information per product](#)

[3.1 Plot of level 2 quality information per product \(time dependant\)](#)

[3.2 Plot of level 2 quality information per product \(world map\)](#)

[4. Level 1 Quality information per product \(stored on level 2 products\)](#)

[4.1 Plot of level 1 quality information per product \(time dependant\)](#)

[4.1.1 Plot of level 1 quality information per product \(time dependant\): ASCENDING](#)

[4.1.2 Plot of level 1 quality information per product \(time dependant\): DESCENDING](#)

[4.2 Plot of level 1 quality information per product \(world map\)](#)

[4.2.1 Plot of level 1 quality information per product \(world map\): ASCENDING](#)

[4.2.2 Plot of level 1 quality information per product \(world map\): DESCENDING](#)

[5. Ozone profiles based on quality statistics and other trace gas profiles](#)

[5.1 Ozone statistics based on quality of products](#)

[5.2 Plot ozone profiles for all STD \(dark without errors\)](#)

[5.3 Plot ozone profiles where STD < 20% \(dark without errors\)](#)

[5.4. Plot ozone profiles where STD < 10% \(dark without errors\)](#)

[5.5. Plot ozone profiles where STD < 5% \(dark without errors\)](#)

[5.6 Plot NO2 profiles for all STD \(dark without errors\)](#)

[5.7 Plot NO3 profiles for all STD \(dark without errors\)](#)

[5.8 Plot H2O profiles \(only for occultations of stars 1,2,3,4,13,14,16,26,63 dark without errors\) for all STD](#)

[6. Auxiliary Data Files used for the production reported in section 2](#)

This report presents the daily analysis on parameters extracted from GOMOS level 2 data (GOM_NL__2P). It is intended to monitor some important parameters that will impact the quality of these products. A list of level 2 products (and content) that have arrived during the reporting day to the PCF is also given.

Item	Value
Time of report generation	17APR2013 19:20:35
Data source version	GOMOS/6.01
Start time of products	11-10-2002 (11OCT2002 00:00:00)
Stop time of products	12-10-2002 (12OCT2002 00:00:00)
Store outputs in DB	Yes
Nb of level 2 prods	397
Nb of prods with errors	0

2. Summary of processed GOM_NL__2P products.

Nr	Filename	UTC Start time	Limb	Duration	Star Id	Star Name	Star Mag	Star Temp	Nb Meas	Orbit	Prod. error
1	GOM_NL__2PRFIN20021011_000148_000000452010_00145_03205_2683.N1	11-OCT-2002 00:01:48	Bright	44.500	140	88Gam Peg	2.8340	26000.	89	3205	No
2	GOM_NL__2PRFIN20021011_000538_000000432010_00145_03205_2684.N1	11-OCT-2002 00:05:38	Bright	43.000	93	53Bet Peg	2.5200	3100.0	86	3205	No
3	GOM_NL__2PRFIN20021011_000841_000000542010_00145_03205_2685.N1	11-OCT-2002 00:08:41	Bright	53.500	53	43Bet And	2.0480	3300.0	107	3205	No
4	GOM_NL__2PRFIN20021011_001049_000000612010_00145_03205_2686.N1	11-OCT-2002 00:10:49	Bright	60.500	173	4Bet Tri	3.0040	8900.0	121	3205	No
5	GOM_NL__2PRFIN20021011_001233_000000592010_00145_03205_2687.N1	11-OCT-2002 00:12:33	Bright	59.000	73	57Gam1And	2.2600	13100.	118	3205	No
6	GOM_NL__2PRFIN20021011_001423_000000472010_00145_03205_2688.N1	11-OCT-2002 00:14:23	Bright	46.500	74	11Bet Cas	2.2680	6600.0	93	3205	No
7	GOM_NL__2PRFIN20021011_001551_000000492010_00145_03205_2689.N1	11-OCT-2002 00:15:51	Bright	48.500	110	37Del Cas	2.6780	8900.0	97	3205	No
8	GOM_NL__2PRFIN20021011_001759_000000592010_00145_03205_2690.N1	11-OCT-2002 00:17:59	Bright	59.000	160	23Gam Per	2.9300	4700.0	118	3205	No
9	GOM_NL__2PRFIN20021011_001947_000000682010_00145_03205_2691.N1	11-OCT-2002 00:19:47	Bright	67.500	175	39Del Per	3.0100	19400.	135	3205	No
10	GOM_NL__2PRFIN20021011_002246_000000452010_00145_03205_2692.N1	11-OCT-2002 00:22:46	Bright	45.000	49	1Alp UMi	1.9900	6300.0	90	3205	No
11	GOM_NL__2PRFIN20021011_002529_000000452010_00145_03205_2693.N1	11-OCT-2002 00:25:29	Bright	45.000	60	7Bet UMi	2.0810	3950.0	90	3205	No
12	GOM_NL__2PRFIN20021011_002757_000001042010_00145_03205_2694.N1	11-OCT-2002 00:27:57	Bright	104.00	6	13Alp Aur	0.080000	3400.0	208	3205	No
13	GOM_NL__2PRFIN20021011_003057_000000462010_00145_03205_2695.N1	11-OCT-2002 00:30:57	Bright	46.000	36	50Alp UMa	1.8000	6300.0	92	3205	No
14	GOM_NL__2PRFIN20021011_003227_000000592010_00145_03205_2696.N1	11-OCT-2002 00:32:27	Bright	59.000	82	48Bet UMa	2.3650	10600.	118	3205	No
15	GOM_NL__2PRFIN20021011_003547_000000462010_00145_03205_2697.N1	11-OCT-2002 00:35:47	Bright	45.500	174	52Psi UMa	3.0040	4400.0	91	3205	No
16	GOM_NL__2PRFIN20021011_004303_000000942010_00145_03205_2698.N1	11-OCT-2002 00:43:03	Bright	94.000	17	78Bet Gem	1.1610	4500.0	188	3205	No
17	GOM_NL__2PRFIN20021011_004547_000000502010_00145_03205_2699.N1	11-OCT-2002 00:45:47	Bright	49.500	22	32Alp Leo	1.3600	15200.	99	3205	No
18	GOM_NL__2PRFIN20021011_005246_000000662010_00145_03205_2700.N1	11-OCT-2002 00:52:46	Twilight	65.500	48	30Alp Hya	1.9770	4100.0	131	3205	No
19	GOM_NL__2PRFIN20021011_005455_000001362010_00145_03205_2701.N1	11-OCT-2002 00:54:55	Dark	136.00	8	10Alp CMi	0.40000	6500.0	272	3205	No
20	GOM_NL__2PRFIN20021011_010525_000000512010_00145_03205_2702.N1	11-OCT-2002 01:05:25	Dark	51.000	34	Gam2Vel	1.7930	23000.	102	3205	No
21	GOM_NL__2PRFIN20021011_010726_000000752010_00146_03206_2402.N1	11-OCT-2002 01:07:26	Dark	74.500	23	21Eps CMa	1.5020	26000.	149	3206	No
22	GOM_NL__2PRFIN20021011_011120_000000792010_00146_03206_2403.N1	11-OCT-2002 01:11:20	Dark	78.500	177	1Zet CMa	3.0220	26000.	157	3206	No
23	GOM_NL__2PRFIN20021011_011452_000000802010_00146_03206_2404.N1	11-OCT-2002 01:14:52	Dark	79.500	108	Alp Col	2.6520	15200.	159	3206	No
24	GOM_NL__2PRFIN20021011_011919_000000472010_00146_03206_2405.N1	11-OCT-2002 01:19:19	Dark	46.500	143	Alp Hyi	2.8570	7200.0	93	3206	No
25	GOM_NL__2PRFIN20021011_012047_000000572010_00146_03206_2406.N1	11-OCT-2002 01:20:47	Dark	56.500	9	Alp Eri	0.45300	24000.	113	3206	No
26	GOM_NL__2PRFIN20021011_012302_000000562010_00146_03206_2407.N1	11-OCT-2002 01:23:02	Straylight	55.500	157	The1Eri	2.9060	9300.0	111	3206	No
27	GOM_NL__2PRFIN20021011_012554_000000462010_00146_03206_2408.N1	11-OCT-2002 01:25:54	Straylight	46.000	84	Alp Phe	2.3970	4500.0	92	3206	No
28	GOM_NL__2PRFIN20021011_013022_000000562010_00146_03206_2409.N1	11-OCT-2002 01:30:22	Straylight	55.500	18	24Alp PsA	1.1660	9700.0	111	3206	No
29	GOM_NL__2PRFIN20021011_013234_000000552010_00146_03206_2410.N1	11-OCT-2002 01:32:34	Straylight	54.500	52	16Bet Cet	2.0370	4500.0	109	3206	No
30	GOM_NL__2PRFIN20021011_014224_000000462010_00146_03206_2411.N1	11-OCT-2002 01:42:24	Bright	46.000	140	88Gam Peg	2.8340	26000.	92	3206	No
31	GOM_NL__2PRFIN20021011_014614_000000462010_00146_03206_2412.N1	11-OCT-2002 01:46:14	Bright	46.000	93	53Bet Peg	2.5200	3100.0	92	3206	No
32	GOM_NL__2PRFIN20021011_014917_000000512010_00146_03206_2413.N1	11-OCT-2002 01:49:17	Bright	50.500	53	43Bet And	2.0480	3300.0	101	3206	No
33	GOM_NL__2PRFIN20021011_015124_000000602010_00146_03206_2414.N1	11-OCT-2002 01:51:24	Bright	59.500	173	4Bet Tri	3.0040	8900.0	119	3206	No
34	GOM_NL__2PRFIN20021011_015309_000000552010_00146_03206_2415.N1	11-OCT-2002 01:53:09	Bright	54.500	73	57Gam1And	2.2600	13100.	109	3206	No
35	GOM_NL__2PRFIN20021011_015500_000000462010_00146_03206_2416.N1	11-OCT-2002 01:55:00	Bright	46.000	74	11Bet Cas	2.2680	6600.0	92	3206	No
36	GOM_NL__2PRFIN20021011_015628_000000482010_00146_03206_2417.N1	11-OCT-2002 01:56:28	Bright	47.500	110	37Del Cas	2.6780	8900.0	95	3206	No
37	GOM_NL__2PRFIN20021011_015835_000000592010_00146_03206_2418.N1	11-OCT-2002 01:58:35	Bright	58.500	160	23Gam Per	2.9300	4700.0	117	3206	No
38	GOM_NL__2PRFIN20021011_020023_000000672010_00146_03206_2419.N1	11-OCT-2002 02:00:23	Bright	67.000	175	39Del Per	3.0100	19400.	134	3206	No
39	GOM_NL__2PRFIN20021011_020324_000000442010_00146_03206_2420.N1	11-OCT-2002 02:03:24	Bright	44.000	49	1Alp UMi	1.9900	6300.0	88	3206	No
40	GOM_NL__2PRFIN20021011_020605_000000452010_00146_03206_2421.N1	11-OCT-2002 02:06:05	Bright	45.000	60	7Bet UMi	2.0810	3950.0	90	3206	No
41	GOM_NL__2PRFIN20021011_020831_000001012010_00146_03206_2422.N1	11-OCT-2002 02:08:31	Bright	100.50	6	13Alp Aur	0.080000	3400.0	201	3206	No
42	GOM_NL__2PRFIN20021011_021131_000000482010_00146_03206_2423.N1	11-OCT-2002 02:11:31	Bright	48.000	36	50Alp UMa	1.8000	6300.0	96	3206	No

43	GOM_NL__2PRFIN20021011_021303_000000462010_00146_03206_2424.N1	11-OCT-2002 02:13:03	Bright	46.000	82	48Bet UMa	2.3650	10600.	92	3206	No
44	GOM_NL__2PRFIN20021011_021623_000000452010_00146_03206_2425.N1	11-OCT-2002 02:16:23	Bright	44.500	174	52Psi UMa	3.0040	4400.0	89	3206	No
45	GOM_NL__2PRFIN20021011_022339_000000862010_00146_03206_2426.N1	11-OCT-2002 02:23:39	Bright	86.000	17	78Bet Gem	1.1610	4500.0	172	3206	No
46	GOM_NL__2PRFIN20021011_022623_000000492010_00146_03206_2427.N1	11-OCT-2002 02:26:23	Bright	49.000	22	32Alp Leo	1.3600	15200.	98	3206	No
47	GOM_NL__2PRFIN20021011_023322_000000672010_00146_03206_2428.N1	11-OCT-2002 02:33:22	Twilight	67.000	48	30Alp Hya	1.9770	4100.0	134	3206	No
48	GOM_NL__2PRFIN20021011_023533_000001182010_00146_03206_2429.N1	11-OCT-2002 02:35:33	Dark	117.50	8	10Alp CMi	0.40000	6500.0	235	3206	No
49	GOM_NL__2PRFIN20021011_024602_000000492010_00146_03206_2430.N1	11-OCT-2002 02:46:02	Dark	49.000	34	Gam2Vel	1.7930	23000.	98	3206	No
50	GOM_NL__2PRFIN20021011_024804_000000752010_00147_03207_2402.N1	11-OCT-2002 02:48:04	Dark	75.000	23	21Eps CMa	1.5020	26000.	150	3207	No
51	GOM_NL__2PRFIN20021011_025157_000000802010_00147_03207_2403.N1	11-OCT-2002 02:51:57	Dark	79.500	177	1Zet CMa	3.0220	26000.	159	3207	No
52	GOM_NL__2PRFIN20021011_025529_000000752010_00147_03207_2404.N1	11-OCT-2002 02:55:29	Dark	75.000	108	Alp Col	2.6520	15200.	150	3207	No
53	GOM_NL__2PRFIN20021011_025956_000000452010_00147_03207_2405.N1	11-OCT-2002 02:59:56	Dark	45.000	143	Alp Hyi	2.8570	7200.0	90	3207	No
54	GOM_NL__2PRFIN20021011_030123_000000522010_00147_03207_2406.N1	11-OCT-2002 03:01:23	Dark	52.000	9	Alp Eri	0.45300	24000.	104	3207	No
55	GOM_NL__2PRFIN20021011_030339_000000552010_00147_03207_2407.N1	11-OCT-2002 03:03:39	Straylight	54.500	157	The1Eri	2.9060	9300.0	109	3207	No
56	GOM_NL__2PRFIN20021011_030630_000000452010_00147_03207_2408.N1	11-OCT-2002 03:06:30	Straylight	45.000	84	Alp Phe	2.3970	4500.0	90	3207	No
57	GOM_NL__2PRFIN20021011_031058_000000522010_00147_03207_2409.N1	11-OCT-2002 03:10:58	Straylight	52.000	18	24Alp PsA	1.1660	9700.0	104	3207	No
58	GOM_NL__2PRFIN20021011_031310_000000542010_00147_03207_2410.N1	11-OCT-2002 03:13:10	Straylight	53.500	52	16Bet Cet	2.0370	4500.0	107	3207	No
59	GOM_NL__2PRFIN20021011_032300_000000452010_00147_03207_2411.N1	11-OCT-2002 03:23:00	Bright	44.500	140	88Gam Peg	2.8340	26000.	89	3207	No
60	GOM_NL__2PRFIN20021011_032651_000000442010_00147_03207_2412.N1	11-OCT-2002 03:26:51	Bright	43.500	93	53Bet Peg	2.5200	3100.0	87	3207	No
61	GOM_NL__2PRFIN20021011_032953_000000522010_00147_03207_2413.N1	11-OCT-2002 03:29:53	Bright	52.000	53	43Bet And	2.0480	3300.0	104	3207	No
62	GOM_NL__2PRFIN20021011_033159_000000592010_00147_03207_2414.N1	11-OCT-2002 03:31:59	Bright	58.500	173	4Bet Tri	3.0040	8900.0	117	3207	No
63	GOM_NL__2PRFIN20021011_033344_000000562010_00147_03207_2415.N1	11-OCT-2002 03:33:44	Bright	56.000	73	57Gam1And	2.2600	13100.	112	3207	No
64	GOM_NL__2PRFIN20021011_033535_000000452010_00147_03207_2416.N1	11-OCT-2002 03:35:35	Bright	45.000	74	11Bet Cas	2.2680	6600.0	90	3207	No
65	GOM_NL__2PRFIN20021011_033703_000000482010_00147_03207_2417.N1	11-OCT-2002 03:37:03	Bright	48.000	110	37Del Cas	2.6780	8900.0	96	3207	No
66	GOM_NL__2PRFIN20021011_033910_000000592010_00147_03207_2418.N1	11-OCT-2002 03:39:10	Bright	58.500	160	23Gam Per	2.9300	4700.0	117	3207	No
67	GOM_NL__2PRFIN20021011_034057_000000702010_00147_03207_2419.N1	11-OCT-2002 03:40:57	Bright	70.000	175	39Del Per	3.0100	19400.	140	3207	No
68	GOM_NL__2PRFIN20021011_034359_000000442010_00147_03207_2420.N1	11-OCT-2002 03:43:59	Bright	43.500	49	1Alp UMi	1.9900	6300.0	87	3207	No
69	GOM_NL__2PRFIN20021011_034642_000000452010_00147_03207_2421.N1	11-OCT-2002 03:46:42	Bright	44.500	60	7Bet UMi	2.0810	3950.0	89	3207	No
70	GOM_NL__2PRFIN20021011_034906_000000972010_00147_03207_2422.N1	11-OCT-2002 03:49:06	Bright	96.500	6	13Alp Aur	0.080000	3400.0	193	3207	No
71	GOM_NL__2PRFIN20021011_035210_000000452010_00147_03207_2423.N1	11-OCT-2002 03:52:10	Bright	44.500	36	50Alp UMa	1.8000	6300.0	89	3207	No
72	GOM_NL__2PRFIN20021011_035342_000000442010_00147_03207_2424.N1	11-OCT-2002 03:53:42	Bright	43.500	82	48Bet UMa	2.3650	10600.	87	3207	No
73	GOM_NL__2PRFIN20021011_035701_000000562010_00147_03207_2425.N1	11-OCT-2002 03:57:01	Bright	56.000	174	52Psi UMa	3.0040	4400.0	112	3207	No
74	GOM_NL__2PRFIN20021011_040416_000000942010_00147_03207_2426.N1	11-OCT-2002 04:04:16	Bright	94.000	17	78Bet Gem	1.1610	4500.0	188	3207	No
75	GOM_NL__2PRFIN20021011_040701_000000482010_00147_03207_2427.N1	11-OCT-2002 04:07:01	Bright	48.000	22	32Alp Leo	1.3600	15200.	96	3207	No
76	GOM_NL__2PRFIN20021011_041402_000000602010_00147_03207_2428.N1	11-OCT-2002 04:14:02	Twilight	60.000	48	30Alp Hya	1.9770	4100.0	120	3207	No
77	GOM_NL__2PRFIN20021011_041612_000001212010_00147_03207_2429.N1	11-OCT-2002 04:16:12	Dark	120.50	8	10Alp CMi	0.40000	6500.0	241	3207	No
78	GOM_NL__2PRFIN20021011_042639_000000562010_00147_03207_2430.N1	11-OCT-2002 04:26:39	Dark	56.000	34	Gam2Vel	1.7930	23000.	112	3207	No
79	GOM_NL__2PRFIN20021011_042841_000000752010_00148_03208_9123.N1	11-OCT-2002 04:28:41	Dark	74.500	23	21Eps CMa	1.5020	26000.	149	3208	No
80	GOM_NL__2PRFIN20021011_043235_000000812010_00148_03208_9124.N1	11-OCT-2002 04:32:35	Dark	80.500	177	1Zet CMa	3.0220	26000.	161	3208	No
81	GOM_NL__2PRFIN20021011_043607_000000792010_00148_03208_9125.N1	11-OCT-2002 04:36:07	Dark	79.000	108	Alp Col	2.6520	15200.	158	3208	No
82	GOM_NL__2PRFIN20021011_044032_000000462010_00148_03208_9126.N1	11-OCT-2002 04:40:32	Dark	46.000	143	Alp Hyi	2.8570	7200.0	92	3208	No
83	GOM_NL__2PRFIN20021011_044159_000000592010_00148_03208_9127.N1	11-OCT-2002 04:41:59	Dark	58.500	9	Alp Eri	0.45300	24000.	117	3208	No
84	GOM_NL__2PRFIN20021011_044416_000000552010_00148_03208_9128.N1	11-OCT-2002 04:44:16	Straylight	54.500	157	The1Eri	2.9060	9300.0	109	3208	No
85	GOM_NL__2PRFIN20021011_044707_000000532010_00148_03208_9129.N1	11-OCT-2002 04:47:07	Straylight	52.500	84	Alp Phe	2.3970	4500.0	105	3208	No
86	GOM_NL__2PRFIN20021011_045134_000000532010_00148_03208_9130.N1	11-OCT-2002 04:51:34	Straylight	52.500	18	24Alp PsA	1.1660	9700.0	105	3208	No
87	GOM_NL__2PRFIN20021011_045346_000000532010_00148_03208_9131.N1	11-OCT-2002 04:53:46	Straylight	53.000	52	16Bet Cet	2.0370	4500.0	106	3208	No
88	GOM_NL__2PRFIN20021011_050336_000000452010_00148_03208_9132.N1	11-OCT-2002 05:03:36	Bright	44.500	140	88Gam Peg	2.8340	26000.	89	3208	No
89	GOM_NL__2PRFIN20021011_050727_000000442010_00148_03208_9133.N1	11-OCT-2002 05:07:27	Bright	43.500	93	53Bet Peg	2.5200	3100.0	87	3208	No
90	GOM_NL__2PRFIN20021011_051028_000000502010_00148_03208_9134.N1	11-OCT-2002 05:10:28	Bright	50.000	53	43Bet And	2.0480	3300.0	100	3208	No
91	GOM_NL__2PRFIN20021011_051234_000000602010_00148_03208_9135.N1	11-OCT-2002 05:12:34	Bright	60.000	173	4Bet Tri	3.0040	8900.0	120	3208	No
92	GOM_NL__2PRFIN20021011_052719_000000442010_00148_03208_2434.N1	11-OCT-2002 05:27:19	Bright	44.000	60	7Bet UMi	2.0810	3950.0	88	3208	No
93	GOM_NL__2PRFIN20021011_052941_000001042010_00148_03208_2435.N1	11-OCT-2002 05:29:41	Bright	104.00	6	13Alp Aur	0.080000	3400.0	208	3208	No
94	GOM_NL__2PRFIN20021011_053246_000000462010_00148_03208_2436.N1	11-OCT-2002 05:32:46	Bright	46.000	36	50Alp UMa	1.8000	6300.0	92	3208	No
95	GOM_NL__2PRFIN20021011_053418_000000442010_00148_03208_2437.N1	11-OCT-2002 05:34:18	Bright	44.000	82	48Bet UMa	2.3650	10600.	88	3208	No
96	GOM_NL__2PRFIN20021011_053738_000000582010_00148_03208_2438.N1	11-OCT-2002 05:37:38	Bright	58.000	174	52Psi UMa	3.0040	4400.0	116	3208	No
97	GOM_NL__2PRFIN20021011_054453_000000952010_00148_03208_2439.N1	11-OCT-2002 05:44:53	Bright	95.000	17	78Bet Gem	1.1610	4500.0	190	3208	No
98	GOM_NL__2PRFIN20021011_054737_000000482010_00148_03208_2440.N1	11-OCT-2002 05:47:37	Bright	48.000	22	32Alp Leo	1.3600	15200.	96	3208	No
99	GOM_NL__2PRFIN20021011_055438_000000612010_00148_03208_2441.N1	11-OCT-2002 05:54:38	Twilight	60.500	48	30Alp Hya	1.9770	4100.0	121	3208	No
100	GOM_NL__2PRFIN20021011_055650_000001172010_00148_03208_2442.N1	11-OCT-2002 05:56:50	Dark	117.00	8	10Alp CMi	0.40000	6500.0	234	3208	No
101	GOM_NL__2PRFIN20021011_060716_000000512010_00148_03208_2443.N1	11-OCT-2002 06:07:16	Dark	51.000	34	Gam2Vel	1.7930	23000.	102	3208	No

102	GOM_NL__2PRFIN20021011_060919_000000732010_00149_03209_2422.N1	11-OCT-2002 06:09:19	Dark	73.000	23	21Eps CMa	1.5020	26000.	146	3209	No
103	GOM_NL__2PRFIN20021011_061313_000000802010_00149_03209_2423.N1	11-OCT-2002 06:13:13	Dark	79.500	177	1Zet CMa	3.0220	26000.	159	3209	No
104	GOM_NL__2PRFIN20021011_061645_000000782010_00149_03209_2424.N1	11-OCT-2002 06:16:45	Dark	77.500	108	Alp Col	2.6520	15200.	155	3209	No
105	GOM_NL__2PRFIN20021011_062108_000000462010_00149_03209_2425.N1	11-OCT-2002 06:21:08	Dark	46.000	143	Alp Hyi	2.8570	7200.0	92	3209	No
106	GOM_NL__2PRFIN20021011_062235_000000512010_00149_03209_2426.N1	11-OCT-2002 06:22:35	Dark	51.000	9	Alp Eri	0.45300	24000.	102	3209	No
107	GOM_NL__2PRFIN20021011_062452_000000552010_00149_03209_2427.N1	11-OCT-2002 06:24:52	Straylight	54.500	157	The1Eri	2.9060	9300.0	109	3209	No
108	GOM_NL__2PRFIN20021011_062743_000000472010_00149_03209_2428.N1	11-OCT-2002 06:27:43	Straylight	46.500	84	Alp Phe	2.3970	4500.0	93	3209	No
109	GOM_NL__2PRFIN20021011_063210_000000492010_00149_03209_2429.N1	11-OCT-2002 06:32:10	Straylight	48.500	18	24Alp PsA	1.1660	9700.0	97	3209	No
110	GOM_NL__2PRFIN20021011_063422_000000552010_00149_03209_2430.N1	11-OCT-2002 06:34:22	Straylight	55.000	52	16Bet Cet	2.0370	4500.0	110	3209	No
111	GOM_NL__2PRFIN20021011_064412_000000442010_00149_03209_2431.N1	11-OCT-2002 06:44:12	Bright	44.000	140	88Gam Peg	2.8340	26000.	88	3209	No
112	GOM_NL__2PRFIN20021011_064803_000000452010_00149_03209_2432.N1	11-OCT-2002 06:48:03	Bright	44.500	93	53Bet Peg	2.5200	3100.0	89	3209	No
113	GOM_NL__2PRFIN20021011_065104_000000512010_00149_03209_2433.N1	11-OCT-2002 06:51:04	Bright	50.500	53	43Bet And	2.0480	3300.0	101	3209	No
114	GOM_NL__2PRFIN20021011_065309_000000592010_00149_03209_2434.N1	11-OCT-2002 06:53:09	Bright	59.000	173	4Bet Tri	3.0040	8900.0	118	3209	No
115	GOM_NL__2PRFIN20021011_065455_000000582010_00149_03209_2435.N1	11-OCT-2002 06:54:55	Bright	57.500	73	57Gam1And	2.2600	13100.	115	3209	No
116	GOM_NL__2PRFIN20021011_065648_000000452010_00149_03209_2436.N1	11-OCT-2002 06:56:48	Bright	45.000	74	11Bet Cas	2.2680	6600.0	90	3209	No
117	GOM_NL__2PRFIN20021011_065814_000000492010_00149_03209_2437.N1	11-OCT-2002 06:58:14	Bright	48.500	110	37Del Cas	2.6780	8900.0	97	3209	No
118	GOM_NL__2PRFIN20021011_070021_000000592010_00149_03209_2438.N1	11-OCT-2002 07:00:21	Bright	59.000	160	23Gam Per	2.9300	4700.0	118	3209	No
119	GOM_NL__2PRFIN20021011_070207_000000662010_00149_03209_2439.N1	11-OCT-2002 07:02:07	Bright	65.500	175	39Del Per	3.0100	19400.	131	3209	No
120	GOM_NL__2PRFIN20021011_070512_000000442010_00149_03209_2440.N1	11-OCT-2002 07:05:12	Bright	43.500	49	1Alp UMi	1.9900	6300.0	87	3209	No
121	GOM_NL__2PRFIN20021011_070755_000000452010_00149_03209_2441.N1	11-OCT-2002 07:07:55	Bright	44.500	60	7Bet UMi	2.0810	3950.0	89	3209	No
122	GOM_NL__2PRFIN20021011_071015_000000982010_00149_03209_2442.N1	11-OCT-2002 07:10:15	Bright	98.000	6	13Alp Aur	0.080000	3400.0	196	3209	No
123	GOM_NL__2PRFIN20021011_071322_000000442010_00149_03209_2443.N1	11-OCT-2002 07:13:22	Bright	43.500	36	50Alp UMa	1.8000	6300.0	87	3209	No
124	GOM_NL__2PRFIN20021011_071455_000000422010_00149_03209_2444.N1	11-OCT-2002 07:14:55	Bright	42.000	82	48Bet UMa	2.3650	10600.	84	3209	No
125	GOM_NL__2PRFIN20021011_071814_000000412010_00149_03209_2445.N1	11-OCT-2002 07:18:14	Bright	41.000	174	52Psi UMa	3.0040	4400.0	82	3209	No
126	GOM_NL__2PRFIN20021011_072529_000000982010_00149_03209_2446.N1	11-OCT-2002 07:25:29	Bright	97.500	17	78Bet Gem	1.1610	4500.0	195	3209	No
127	GOM_NL__2PRFIN20021011_072813_000000552010_00149_03209_2447.N1	11-OCT-2002 07:28:13	Bright	55.000	22	32Alp Leo	1.3600	15200.	110	3209	No
128	GOM_NL__2PRFIN20021011_073515_000000602010_00149_03209_2448.N1	11-OCT-2002 07:35:15	Twilight	59.500	48	30Alp Hya	1.9770	4100.0	119	3209	No
129	GOM_NL__2PRFIN20021011_073728_000001202010_00149_03209_2449.N1	11-OCT-2002 07:37:28	Dark	119.50	8	10Alp CMi	0.40000	6500.0	239	3209	No
130	GOM_NL__2PRFIN20021011_074752_000000502010_00149_03209_2450.N1	11-OCT-2002 07:47:52	Dark	50.000	34	Gam2Vel	1.7930	23000.	100	3209	No
131	GOM_NL__2PRFIN20021011_074957_000000742010_00150_03210_2423.N1	11-OCT-2002 07:49:57	Dark	73.500	23	21Eps CMa	1.5020	26000.	147	3210	No
132	GOM_NL__2PRFIN20021011_075351_000000822010_00150_03210_2424.N1	11-OCT-2002 07:53:51	Dark	81.500	177	1Zet CMa	3.0220	26000.	163	3210	No
133	GOM_NL__2PRFIN20021011_075722_000000782010_00150_03210_2425.N1	11-OCT-2002 07:57:22	Dark	77.500	108	Alp Col	2.6520	15200.	155	3210	No
134	GOM_NL__2PRFIN20021011_080145_000000462010_00150_03210_2426.N1	11-OCT-2002 08:01:45	Dark	46.000	143	Alp Hyi	2.8570	7200.0	92	3210	No
135	GOM_NL__2PRFIN20021011_080312_000000582010_00150_03210_2427.N1	11-OCT-2002 08:03:12	Dark	57.500	9	Alp Eri	0.45300	24000.	115	3210	No
136	GOM_NL__2PRFIN20021011_080528_000000562010_00150_03210_2428.N1	11-OCT-2002 08:05:28	Straylight	56.000	157	The1Eri	2.9060	9300.0	112	3210	No
137	GOM_NL__2PRFIN20021011_080819_000000482010_00150_03210_2429.N1	11-OCT-2002 08:08:19	Straylight	47.500	84	Alp Phe	2.3970	4500.0	95	3210	No
138	GOM_NL__2PRFIN20021011_081458_000000542010_00150_03210_2430.N1	11-OCT-2002 08:14:58	Straylight	53.500	52	16Bet Cet	2.0370	4500.0	107	3210	No
139	GOM_NL__2PRFIN20021011_082448_000000442010_00150_03210_2431.N1	11-OCT-2002 08:24:48	Bright	43.500	140	88Gam Peg	2.8340	26000.	87	3210	No
140	GOM_NL__2PRFIN20021011_082839_000000432010_00150_03210_2432.N1	11-OCT-2002 08:28:39	Bright	43.000	93	53Bet Peg	2.5200	3100.0	86	3210	No
141	GOM_NL__2PRFIN20021011_083140_000000492010_00150_03210_2433.N1	11-OCT-2002 08:31:40	Bright	49.000	53	43Bet And	2.0480	3300.0	98	3210	No
142	GOM_NL__2PRFIN20021011_083345_000000592010_00150_03210_2434.N1	11-OCT-2002 08:33:45	Bright	59.000	173	4Bet Tri	3.0040	8900.0	118	3210	No
143	GOM_NL__2PRFIN20021011_083530_000000552010_00150_03210_2435.N1	11-OCT-2002 08:35:30	Bright	55.000	73	57Gam1And	2.2600	13100.	110	3210	No
144	GOM_NL__2PRFIN20021011_083723_000000442010_00150_03210_2436.N1	11-OCT-2002 08:37:23	Bright	43.500	74	11Bet Cas	2.2680	6600.0	87	3210	No
145	GOM_NL__2PRFIN20021011_083850_000000472010_00150_03210_2437.N1	11-OCT-2002 08:38:50	Bright	47.000	110	37Del Cas	2.6780	8900.0	94	3210	No
146	GOM_NL__2PRFIN20021011_084056_000000582010_00150_03210_2438.N1	11-OCT-2002 08:40:56	Bright	58.000	160	23Gam Per	2.9300	4700.0	116	3210	No
147	GOM_NL__2PRFIN20021011_084241_000000662010_00150_03210_2439.N1	11-OCT-2002 08:42:41	Bright	65.500	175	39Del Per	3.0100	19400.	131	3210	No
148	GOM_NL__2PRFIN20021011_084548_000000432010_00150_03210_2440.N1	11-OCT-2002 08:45:48	Bright	43.000	49	1Alp UMi	1.9900	6300.0	86	3210	No
149	GOM_NL__2PRFIN20021011_084831_000000452010_00150_03210_2441.N1	11-OCT-2002 08:48:31	Bright	45.000	60	7Bet UMi	2.0810	3950.0	90	3210	No
150	GOM_NL__2PRFIN20021011_085050_000001012010_00150_03210_2442.N1	11-OCT-2002 08:50:50	Bright	101.00	6	13Alp Aur	0.080000	3400.0	202	3210	No
151	GOM_NL__2PRFIN20021011_085358_000000452010_00150_03210_2443.N1	11-OCT-2002 08:53:58	Bright	45.000	36	50Alp UMa	1.8000	6300.0	90	3210	No
152	GOM_NL__2PRFIN20021011_085531_000000442010_00150_03210_2444.N1	11-OCT-2002 08:55:31	Bright	43.500	82	48Bet UMa	2.3650	10600.	87	3210	No
153	GOM_NL__2PRFIN20021011_085851_000000432010_00150_03210_2445.N1	11-OCT-2002 08:58:51	Bright	43.000	174	52Psi UMa	3.0040	4400.0	86	3210	No
154	GOM_NL__2PRFIN20021011_090606_000000942010_00150_03210_2446.N1	11-OCT-2002 09:06:06	Bright	94.000	17	78Bet Gem	1.1610	4500.0	188	3210	No
155	GOM_NL__2PRFIN20021011_090850_000000452010_00150_03210_2447.N1	11-OCT-2002 09:08:50	Bright	44.500	22	32Alp Leo	1.3600	15200.	89	3210	No
156	GOM_NL__2PRFIN20021011_091552_000000602010_00150_03210_2448.N1	11-OCT-2002 09:15:52	Dark	59.500	48	30Alp Hya	1.9770	4100.0	119	3210	No
157	GOM_NL__2PRFIN20021011_091805_000001222010_00150_03210_2449.N1	11-OCT-2002 09:18:05	Dark	122.00	8	10Alp CMi	0.40000	6500.0	244	3210	No
158	GOM_NL__2PRFIN20021011_092529_000000592010_00150_03210_2450.N1	11-OCT-2002 09:25:29	Dark	58.500	65	Lam Vel	2.2040	4400.0	117	3210	No
159	GOM_NL__2PRFIN20021011_092949_000000642010_00151_03211_2421.N1	11-OCT-2002 09:29:49	Dark	63.500	117	Pi Pup	2.7060	3800.0	127	3211	No
160	GOM_NL__2PRFIN20021011_093429_000000812010_00151_03211_2422.N1	11-OCT-2002 09:34:29	Dark	80.500	177	1Zet CMa	3.0220	26000.	161	3211	No

161	GOM_NL__2PRFIN20021011_093800_000000802010_00151_03211_2423.N1	11-OCT-2002 09:38:00	Dark	79.500	108	Alp Col	2.6520	15200.	159	3211	No
162	GOM_NL__2PRFIN20021011_094221_000000482010_00151_03211_2424.N1	11-OCT-2002 09:42:21	Dark	48.000	143	Alp Hyi	2.8570	7200.0	96	3211	No
163	GOM_NL__2PRFIN20021011_094348_000000462010_00151_03211_2425.N1	11-OCT-2002 09:43:48	Dark	46.000	9	Alp Eri	0.45300	24000.	92	3211	No
164	GOM_NL__2PRFIN20021011_094605_000000562010_00151_03211_2426.N1	11-OCT-2002 09:46:05	Straylight	56.000	157	The1Eri	2.9060	9300.0	112	3211	No
165	GOM_NL__2PRFIN20021011_094855_000000492010_00151_03211_2427.N1	11-OCT-2002 09:48:55	Straylight	49.000	84	Alp Phe	2.3970	4500.0	98	3211	No
166	GOM_NL__2PRFIN20021011_095534_000000532010_00151_03211_2428.N1	11-OCT-2002 09:55:34	Straylight	52.500	52	16Bet Cet	2.0370	4500.0	105	3211	No
167	GOM_NL__2PRFIN20021011_100524_000000442010_00151_03211_2429.N1	11-OCT-2002 10:05:24	Bright	43.500	140	88Gam Peg	2.8340	26000.	87	3211	No
168	GOM_NL__2PRFIN20021011_100915_000000432010_00151_03211_2430.N1	11-OCT-2002 10:09:15	Bright	42.500	93	53Bet Peg	2.5200	3100.0	85	3211	No
169	GOM_NL__2PRFIN20021011_101215_000000522010_00151_03211_2431.N1	11-OCT-2002 10:12:15	Bright	52.000	53	43Bet And	2.0480	3300.0	104	3211	No
170	GOM_NL__2PRFIN20021011_101420_000000582010_00151_03211_2432.N1	11-OCT-2002 10:14:20	Bright	58.000	173	4Bet Tri	3.0040	8900.0	116	3211	No
171	GOM_NL__2PRFIN20021011_101605_000000582010_00151_03211_2433.N1	11-OCT-2002 10:16:05	Bright	57.500	73	57Gam1And	2.2600	13100.	115	3211	No
172	GOM_NL__2PRFIN20021011_101759_000000452010_00151_03211_2434.N1	11-OCT-2002 10:17:59	Bright	44.500	74	11Bet Cas	2.2680	6600.0	89	3211	No
173	GOM_NL__2PRFIN20021011_101926_000000472010_00151_03211_2435.N1	11-OCT-2002 10:19:26	Bright	46.500	110	37Del Cas	2.6780	8900.0	93	3211	No
174	GOM_NL__2PRFIN20021011_102131_000000582010_00151_03211_2436.N1	11-OCT-2002 10:21:31	Bright	58.000	160	23Gam Per	2.9300	4700.0	116	3211	No
175	GOM_NL__2PRFIN20021011_102317_000000672010_00151_03211_2437.N1	11-OCT-2002 10:23:17	Bright	66.500	175	39Del Per	3.0100	19400.	133	3211	No
176	GOM_NL__2PRFIN20021011_102624_000000442010_00151_03211_2438.N1	11-OCT-2002 10:26:24	Bright	43.500	49	1Alp UMi	1.9900	6300.0	87	3211	No
177	GOM_NL__2PRFIN20021011_102908_000000442010_00151_03211_2439.N1	11-OCT-2002 10:29:08	Bright	43.500	60	7Bet UMi	2.0810	3950.0	87	3211	No
178	GOM_NL__2PRFIN20021011_103125_000000932010_00151_03211_2440.N1	11-OCT-2002 10:31:25	Bright	92.500	6	13Alp Aur	0.080000	3400.0	185	3211	No
179	GOM_NL__2PRFIN20021011_103434_000000432010_00151_03211_2441.N1	11-OCT-2002 10:34:34	Bright	43.000	36	50Alp UMa	1.8000	6300.0	86	3211	No
180	GOM_NL__2PRFIN20021011_103607_000000422010_00151_03211_2442.N1	11-OCT-2002 10:36:07	Bright	41.500	82	48Bet UMa	2.3650	10600.	83	3211	No
181	GOM_NL__2PRFIN20021011_103927_000000432010_00151_03211_2443.N1	11-OCT-2002 10:39:27	Bright	42.500	174	52Psi UMa	3.0040	4400.0	85	3211	No
182	GOM_NL__2PRFIN20021011_104642_000001022010_00151_03211_2444.N1	11-OCT-2002 10:46:42	Bright	102.00	17	78Bet Gem	1.1610	4500.0	204	3211	No
183	GOM_NL__2PRFIN20021011_104926_000000482010_00151_03211_2445.N1	11-OCT-2002 10:49:26	Bright	48.000	22	32Alp Leo	1.3600	15200.	96	3211	No
184	GOM_NL__2PRFIN20021011_105628_000000572010_00151_03211_2446.N1	11-OCT-2002 10:56:28	Dark	57.000	48	30Alp Hya	1.9770	4100.0	114	3211	No
185	GOM_NL__2PRFIN20021011_105843_000001462010_00151_03211_2447.N1	11-OCT-2002 10:58:43	Dark	146.00	8	10Alp CMi	0.40000	6500.0	292	3211	No
186	GOM_NL__2PRFIN20021011_110606_000000602010_00151_03211_2448.N1	11-OCT-2002 11:06:06	Dark	59.500	65	Lam Vel	2.2040	4400.0	119	3211	No
187	GOM_NL__2PRFIN20021011_111026_000000622010_00152_03212_2422.N1	11-OCT-2002 11:10:26	Dark	61.500	117	Pi Pup	2.7060	3800.0	123	3212	No
188	GOM_NL__2PRFIN20021011_111506_000000772010_00152_03212_2423.N1	11-OCT-2002 11:15:06	Dark	77.000	177	1Zet CMa	3.0220	26000.	154	3212	No
189	GOM_NL__2PRFIN20021011_111837_000000772010_00152_03212_2424.N1	11-OCT-2002 11:18:37	Dark	77.000	108	Alp Col	2.6520	15200.	154	3212	No
190	GOM_NL__2PRFIN20021011_112257_000000462010_00152_03212_2425.N1	11-OCT-2002 11:22:57	Dark	45.500	143	Alp Hyi	2.8570	7200.0	91	3212	No
191	GOM_NL__2PRFIN20021011_112424_000000492010_00152_03212_2426.N1	11-OCT-2002 11:24:24	Dark	48.500	9	Alp Eri	0.45300	24000.	97	3212	No
192	GOM_NL__2PRFIN20021011_112642_000000542010_00152_03212_2427.N1	11-OCT-2002 11:26:42	Straylight	54.000	157	The1Eri	2.9060	9300.0	108	3212	No
193	GOM_NL__2PRFIN20021011_112932_000000492010_00152_03212_2428.N1	11-OCT-2002 11:29:32	Straylight	49.000	84	Alp Phe	2.3970	4500.0	98	3212	No
194	GOM_NL__2PRFIN20021011_113611_000000542010_00152_03212_2429.N1	11-OCT-2002 11:36:11	Straylight	54.000	52	16Bet Cet	2.0370	4500.0	108	3212	No
195	GOM_NL__2PRFIN20021011_114600_000000452010_00152_03212_2430.N1	11-OCT-2002 11:46:00	Bright	44.500	140	88Gam Peg	2.8340	26000.	89	3212	No
196	GOM_NL__2PRFIN20021011_114952_000000432010_00152_03212_2431.N1	11-OCT-2002 11:49:52	Bright	42.500	93	53Bet Peg	2.5200	3100.0	85	3212	No
197	GOM_NL__2PRFIN20021011_115251_000000502010_00152_03212_2432.N1	11-OCT-2002 11:52:51	Bright	50.000	53	43Bet And	2.0480	3300.0	100	3212	No
198	GOM_NL__2PRFIN20021011_115455_000000572010_00152_03212_2433.N1	11-OCT-2002 11:54:55	Bright	57.000	173	4Bet Tri	3.0040	8900.0	114	3212	No
199	GOM_NL__2PRFIN20021011_115641_000000562010_00152_03212_2434.N1	11-OCT-2002 11:56:41	Bright	55.500	73	57Gam1And	2.2600	13100.	111	3212	No
200	GOM_NL__2PRFIN20021011_115835_000000442010_00152_03212_2435.N1	11-OCT-2002 11:58:35	Bright	44.000	74	11Bet Cas	2.2680	6600.0	88	3212	No
201	GOM_NL__2PRFIN20021011_120002_000000482010_00152_03212_2436.N1	11-OCT-2002 12:00:02	Bright	48.000	110	37Del Cas	2.6780	8900.0	96	3212	No
202	GOM_NL__2PRFIN20021011_120206_000000592010_00152_03212_2437.N1	11-OCT-2002 12:02:06	Bright	59.000	160	23Gam Per	2.9300	4700.0	118	3212	No
203	GOM_NL__2PRFIN20021011_120700_000000432010_00152_03212_2438.N1	11-OCT-2002 12:07:00	Bright	43.000	49	1Alp UMi	1.9900	6300.0	86	3212	No
204	GOM_NL__2PRFIN20021011_120944_000000452010_00152_03212_2439.N1	11-OCT-2002 12:09:44	Bright	44.500	60	7Bet UMi	2.0810	3950.0	89	3212	No
205	GOM_NL__2PRFIN20021011_121159_000001072010_00152_03212_2440.N1	11-OCT-2002 12:11:59	Bright	107.00	6	13Alp Aur	0.080000	3400.0	214	3212	No
206	GOM_NL__2PRFIN20021011_121511_000000452010_00152_03212_2441.N1	11-OCT-2002 12:15:11	Bright	44.500	36	50Alp UMa	1.8000	6300.0	89	3212	No
207	GOM_NL__2PRFIN20021011_121643_000000412010_00152_03212_2442.N1	11-OCT-2002 12:16:43	Bright	40.500	82	48Bet UMa	2.3650	10600.	81	3212	No
208	GOM_NL__2PRFIN20021011_122003_000000412010_00152_03212_2443.N1	11-OCT-2002 12:20:03	Bright	40.500	174	52Psi UMa	3.0040	4400.0	81	3212	No
209	GOM_NL__2PRFIN20021011_122718_000001012010_00152_03212_2444.N1	11-OCT-2002 12:27:18	Bright	101.00	17	78Bet Gem	1.1610	4500.0	202	3212	No
210	GOM_NL__2PRFIN20021011_123002_000000472010_00152_03212_2445.N1	11-OCT-2002 12:30:02	Bright	47.000	22	32Alp Leo	1.3600	15200.	94	3212	No
211	GOM_NL__2PRFIN20021011_123705_000000652010_00152_03212_2446.N1	11-OCT-2002 12:37:05	Dark	64.500	48	30Alp Hya	1.9770	4100.0	129	3212	No
212	GOM_NL__2PRFIN20021011_123921_000001302010_00152_03212_2447.N1	11-OCT-2002 12:39:21	Dark	129.50	8	10Alp CMi	0.40000	6500.0	259	3212	No
213	GOM_NL__2PRFIN20021011_124643_000000542010_00152_03212_2448.N1	11-OCT-2002 12:46:43	Dark	53.500	65	Lam Vel	2.2040	4400.0	107	3212	No
214	GOM_NL__2PRFIN20021011_125104_000000632010_00153_03213_9143.N1	11-OCT-2002 12:51:04	Dark	62.500	117	Pi Pup	2.7060	3800.0	125	3213	No
215	GOM_NL__2PRFIN20021011_125544_000000802010_00153_03213_9144.N1	11-OCT-2002 12:55:44	Dark	80.000	177	1Zet CMa	3.0220	26000.	160	3213	No
216	GOM_NL__2PRFIN20021011_125915_000000792010_00153_03213_9145.N1	11-OCT-2002 12:59:15	Dark	78.500	108	Alp Col	2.6520	15200.	157	3213	No
217	GOM_NL__2PRFIN20021011_130334_000000452010_00153_03213_9146.N1	11-OCT-2002 13:03:34	Dark	44.500	143	Alp Hyi	2.8570	7200.0	89	3213	No
218	GOM_NL__2PRFIN20021011_130501_000000542010_00153_03213_9147.N1	11-OCT-2002 13:05:01	Dark	53.500	9	Alp Eri	0.45300	24000.	107	3213	No
219	GOM_NL__2PRFIN20021011_130718_000000562010_00153_03213_9148.N1	11-OCT-2002 13:07:18	Straylight	56.000	157	The1Eri	2.9060	9300.0	112	3213	No

220	GOM_NL__2PRFIN20021011_131008_000000482010_00153_03213_9149.N1	11-OCT-2002 13:10:08	Straylight	48.000	84	Alp Phe	2.3970	4500.0	96	3213	No
221	GOM_NL__2PRFIN20021011_131647_000000522010_00153_03213_2428.N1	11-OCT-2002 13:16:47	Straylight	52.000	52	16Bet Cet	2.0370	4500.0	104	3213	No
222	GOM_NL__2PRFIN20021011_132636_000000442010_00153_03213_2429.N1	11-OCT-2002 13:26:36	Bright	43.500	140	88Gam Peg	2.8340	26000.	87	3213	No
223	GOM_NL__2PRFIN20021011_133028_000000432010_00153_03213_2430.N1	11-OCT-2002 13:30:28	Bright	42.500	93	53Bet Peg	2.5200	3100.0	85	3213	No
224	GOM_NL__2PRFIN20021011_133327_000000492010_00153_03213_2431.N1	11-OCT-2002 13:33:27	Bright	48.500	53	43Bet And	2.0480	3300.0	97	3213	No
225	GOM_NL__2PRFIN20021011_133530_000000582010_00153_03213_2432.N1	11-OCT-2002 13:35:30	Bright	58.000	173	4Bet Tri	3.0040	8900.0	116	3213	No
226	GOM_NL__2PRFIN20021011_133716_000000572010_00153_03213_2433.N1	11-OCT-2002 13:37:16	Bright	57.000	73	57Gam1And	2.2600	13100.	114	3213	No
227	GOM_NL__2PRFIN20021011_133911_000000452010_00153_03213_2434.N1	11-OCT-2002 13:39:11	Bright	44.500	74	11Bet Cas	2.2680	6600.0	89	3213	No
228	GOM_NL__2PRFIN20021011_134038_000000462010_00153_03213_2435.N1	11-OCT-2002 13:40:38	Bright	45.500	110	37Del Cas	2.6780	8900.0	91	3213	No
229	GOM_NL__2PRFIN20021011_134241_000000542010_00153_03213_2436.N1	11-OCT-2002 13:42:41	Bright	54.000	160	23Gam Per	2.9300	4700.0	108	3213	No
230	GOM_NL__2PRFIN20021011_134426_000000662010_00153_03213_2437.N1	11-OCT-2002 13:44:26	Bright	65.500	175	39Del Per	3.0100	19400.	131	3213	No
231	GOM_NL__2PRFIN20021011_134736_000000422010_00153_03213_2438.N1	11-OCT-2002 13:47:36	Bright	41.500	49	1Alp UMi	1.9900	6300.0	83	3213	No
232	GOM_NL__2PRFIN20021011_135020_000000412010_00153_03213_2439.N1	11-OCT-2002 13:50:20	Bright	41.000	60	7Bet UMi	2.0810	3950.0	82	3213	No
233	GOM_NL__2PRFIN20021011_135234_000000972010_00153_03213_2440.N1	11-OCT-2002 13:52:34	Bright	97.000	6	13Alp Aur	0.080000	3400.0	194	3213	No
234	GOM_NL__2PRFIN20021011_135547_000000432010_00153_03213_2441.N1	11-OCT-2002 13:55:47	Bright	42.500	36	50Alp UMa	1.8000	6300.0	85	3213	No
235	GOM_NL__2PRFIN20021011_135719_000000402010_00153_03213_2442.N1	11-OCT-2002 13:57:19	Bright	40.000	82	48Bet UMa	2.3650	10600.	80	3213	No
236	GOM_NL__2PRFIN20021011_140039_000000422010_00153_03213_2443.N1	11-OCT-2002 14:00:39	Bright	42.000	174	52Psi UMa	3.0040	4400.0	84	3213	No
237	GOM_NL__2PRFIN20021011_140754_000000972010_00153_03213_2444.N1	11-OCT-2002 14:07:54	Bright	97.000	17	78Bet Gem	1.1610	4500.0	194	3213	No
238	GOM_NL__2PRFIN20021011_141039_000000622010_00153_03213_2445.N1	11-OCT-2002 14:10:39	Bright	62.000	22	32Alp Leo	1.3600	15200.	124	3213	No
239	GOM_NL__2PRFIN20021011_141742_000000592010_00153_03213_2446.N1	11-OCT-2002 14:17:42	Dark	59.000	48	30Alp Hya	1.9770	4100.0	118	3213	No
240	GOM_NL__2PRFIN20021011_141959_000001252010_00153_03213_2447.N1	11-OCT-2002 14:19:59	Dark	125.00	8	10Alp CMi	0.40000	6500.0	250	3213	No
241	GOM_NL__2PRFIN20021011_142719_000000482010_00153_03213_2448.N1	11-OCT-2002 14:27:19	Dark	48.000	65	Lam Vel	2.2040	4400.0	96	3213	No
242	GOM_NL__2PRFIN20021011_143141_000000762010_00154_03214_2422.N1	11-OCT-2002 14:31:41	Dark	76.000	117	Pi Pup	2.7060	3800.0	152	3214	No
243	GOM_NL__2PRFIN20021011_143621_000000822010_00154_03214_2423.N1	11-OCT-2002 14:36:21	Dark	82.000	177	1Zet CMa	3.0220	26000.	164	3214	No
244	GOM_NL__2PRFIN20021011_143952_000000772010_00154_03214_2424.N1	11-OCT-2002 14:39:52	Dark	76.500	108	Alp Col	2.6520	15200.	153	3214	No
245	GOM_NL__2PRFIN20021011_144410_000000452010_00154_03214_2425.N1	11-OCT-2002 14:44:10	Dark	44.500	143	Alp Hyi	2.8570	7200.0	89	3214	No
246	GOM_NL__2PRFIN20021011_144537_000000542010_00154_03214_2426.N1	11-OCT-2002 14:45:37	Dark	54.000	9	Alp Eri	0.45300	24000.	108	3214	No
247	GOM_NL__2PRFIN20021011_144755_000000552010_00154_03214_2427.N1	11-OCT-2002 14:47:55	Straylight	54.500	157	The1Eri	2.9060	9300.0	109	3214	No
248	GOM_NL__2PRFIN20021011_145044_000000482010_00154_03214_2428.N1	11-OCT-2002 14:50:44	Straylight	48.000	84	Alp Phe	2.3970	4500.0	96	3214	No
249	GOM_NL__2PRFIN20021011_145723_000000532010_00154_03214_9137.N1	11-OCT-2002 14:57:23	Straylight	53.000	52	16Bet Cet	2.0370	4500.0	106	3214	No
250	GOM_NL__2PRFIN20021011_150712_000000442010_00154_03214_9138.N1	11-OCT-2002 15:07:12	Bright	44.000	140	88Gam Peg	2.8340	26000.	88	3214	No
251	GOM_NL__2PRFIN20021011_151104_000000452010_00154_03214_9139.N1	11-OCT-2002 15:11:04	Bright	45.000	93	53Bet Peg	2.5200	3100.0	90	3214	No
252	GOM_NL__2PRFIN20021011_151401_000000542010_00154_03214_9140.N1	11-OCT-2002 15:14:01	Bright	53.500	53	43Bet And	2.0480	3300.0	107	3214	No
253	GOM_NL__2PRFIN20021011_151604_000000602010_00154_03214_9141.N1	11-OCT-2002 15:16:04	Bright	59.500	173	4Bet Tri	3.0040	8900.0	119	3214	No
254	GOM_NL__2PRFIN20021011_151749_000000582010_00154_03214_9142.N1	11-OCT-2002 15:17:49	Bright	57.500	73	57Gam1And	2.2600	13100.	115	3214	No
255	GOM_NL__2PRFIN20021011_151943_000000482010_00154_03214_9143.N1	11-OCT-2002 15:19:43	Bright	47.500	74	11Bet Cas	2.2680	6600.0	95	3214	No
256	GOM_NL__2PRFIN20021011_152111_000000492010_00154_03214_9144.N1	11-OCT-2002 15:21:11	Bright	48.500	110	37Del Cas	2.6780	8900.0	97	3214	No
257	GOM_NL__2PRFIN20021011_152315_000000592010_00154_03214_9145.N1	11-OCT-2002 15:23:15	Bright	59.000	160	23Gam Per	2.9300	4700.0	118	3214	No
258	GOM_NL__2PRFIN20021011_152500_000000682010_00154_03214_9146.N1	11-OCT-2002 15:25:00	Bright	67.500	175	39Del Per	3.0100	19400.	135	3214	No
259	GOM_NL__2PRFIN20021011_152810_000000452010_00154_03214_9147.N1	11-OCT-2002 15:28:10	Bright	45.000	49	1Alp UMi	1.9900	6300.0	90	3214	No
260	GOM_NL__2PRFIN20021011_153055_000000432010_00154_03214_9148.N1	11-OCT-2002 15:30:55	Bright	43.000	60	7Bet UMi	2.0810	3950.0	86	3214	No
261	GOM_NL__2PRFIN20021011_153308_000000942010_00154_03214_9149.N1	11-OCT-2002 15:33:08	Bright	93.500	6	13Alp Aur	0.080000	3400.0	187	3214	No
262	GOM_NL__2PRFIN20021011_153620_000000452010_00154_03214_9150.N1	11-OCT-2002 15:36:20	Bright	44.500	36	50Alp UMa	1.8000	6300.0	89	3214	No
263	GOM_NL__2PRFIN20021011_153751_000000442010_00154_03214_9151.N1	11-OCT-2002 15:37:51	Bright	44.000	82	48Bet UMa	2.3650	10600.	88	3214	No
264	GOM_NL__2PRFIN20021011_154111_000000582010_00154_03214_9152.N1	11-OCT-2002 15:41:11	Bright	58.000	174	52Psi UMa	3.0040	4400.0	116	3214	No
265	GOM_NL__2PRFIN20021011_154829_000000992010_00154_03214_9153.N1	11-OCT-2002 15:48:29	Bright	99.000	17	78Bet Gem	1.1610	4500.0	198	3214	No
266	GOM_NL__2PRFIN20021011_155114_000000482010_00154_03214_9154.N1	11-OCT-2002 15:51:14	Bright	47.500	22	32Alp Leo	1.3600	15200.	95	3214	No
267	GOM_NL__2PRFIN20021011_155817_000000622010_00154_03214_9155.N1	11-OCT-2002 15:58:17	Dark	61.500	48	30Alp Hya	1.9770	4100.0	123	3214	No
268	GOM_NL__2PRFIN20021011_160037_000001392010_00154_03214_9156.N1	11-OCT-2002 16:00:37	Dark	138.50	8	10Alp CMi	0.40000	6500.0	277	3214	No
269	GOM_NL__2PRFIN20021011_160754_000000552010_00154_03214_9157.N1	11-OCT-2002 16:07:54	Dark	54.500	65	Lam Vel	2.2040	4400.0	109	3214	No
270	GOM_NL__2PRFIN20021011_161216_000000722010_00155_03215_2684.N1	11-OCT-2002 16:12:16	Dark	72.000	117	Pi Pup	2.7060	3800.0	144	3215	No
271	GOM_NL__2PRFIN20021011_161503_000000572010_00155_03215_2685.N1	11-OCT-2002 16:15:03	Dark	57.000	161	Tau Pup	2.9310	4500.0	114	3215	No
272	GOM_NL__2PRFIN20021011_161658_000000832010_00155_03215_2686.N1	11-OCT-2002 16:16:58	Dark	82.500	177	1Zet CMa	3.0220	26000.	165	3215	No
273	GOM_NL__2PRFIN20021011_162029_000000772010_00155_03215_2687.N1	11-OCT-2002 16:20:29	Dark	77.000	108	Alp Col	2.6520	15200.	154	3215	No
274	GOM_NL__2PRFIN20021011_162445_000000462010_00155_03215_2688.N1	11-OCT-2002 16:24:45	Dark	46.000	143	Alp Hyi	2.8570	7200.0	92	3215	No
275	GOM_NL__2PRFIN20021011_162612_000000532010_00155_03215_2689.N1	11-OCT-2002 16:26:12	Dark	52.500	9	Alp Eri	0.45300	24000.	105	3215	No
276	GOM_NL__2PRFIN20021011_162830_000000562010_00155_03215_2690.N1	11-OCT-2002 16:28:30	Straylight	55.500	157	The1Eri	2.9060	9300.0	111	3215	No
277	GOM_NL__2PRFIN20021011_163119_000000502010_00155_03215_2691.N1	11-OCT-2002 16:31:19	Straylight	50.000	84	Alp Phe	2.3970	4500.0	100	3215	No
278	GOM_NL__2PRFIN20021011_163758_000000532010_00155_03215_2692.N1	11-OCT-2002 16:37:58	Straylight	52.500	52	16Bet Cet	2.0370	4500.0	105	3215	No

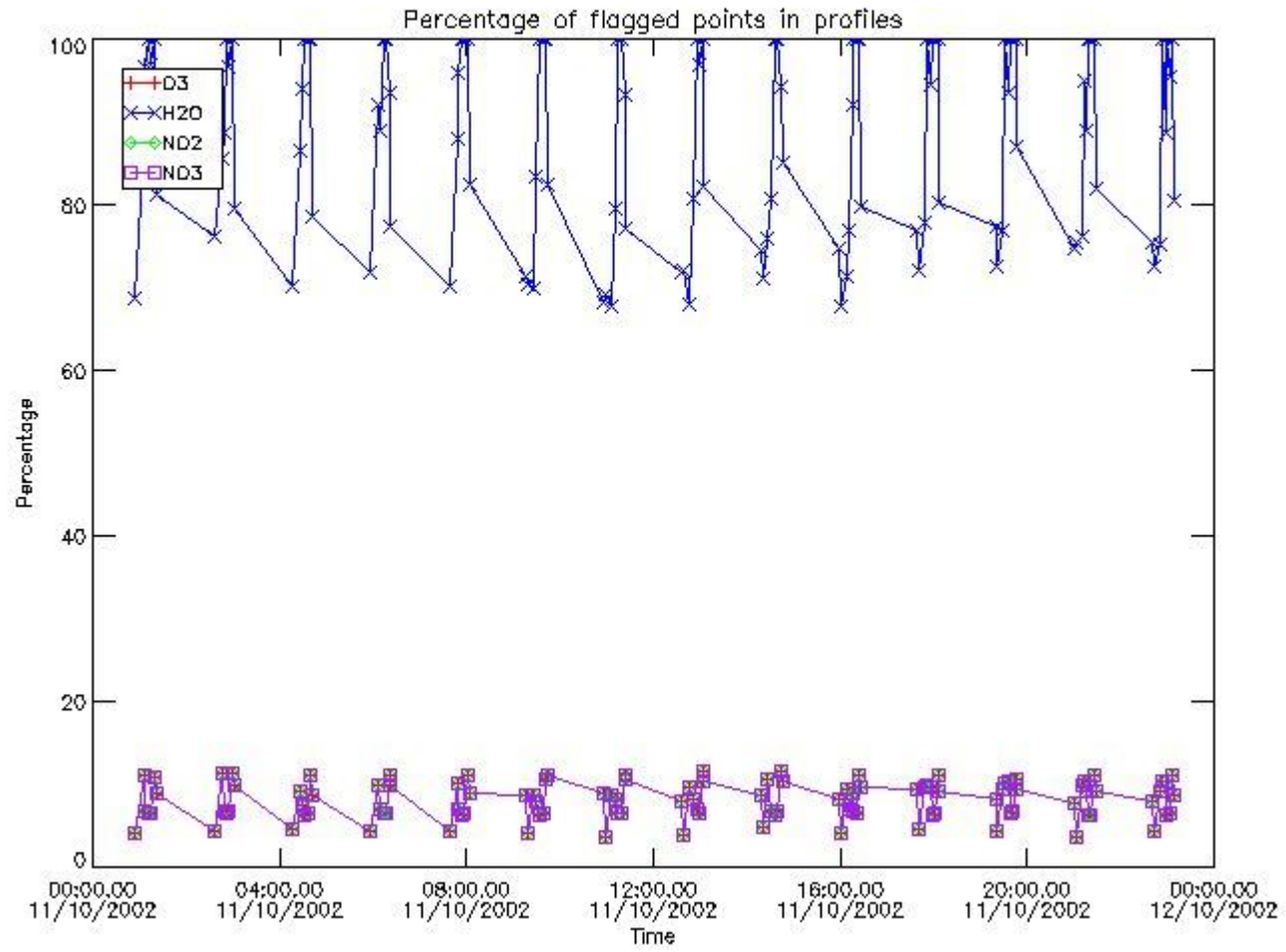
279	GOM_NL__2PRFIN20021011_164747_000000462010_00155_03215_2693.N1	11-OCT-2002 16:47:47	Bright	45.500	140	88Gam Peg	2.8340	26000.	91	3215	No
280	GOM_NL__2PRFIN20021011_165139_000000452010_00155_03215_2694.N1	11-OCT-2002 16:51:39	Bright	44.500	93	53Bet Peg	2.5200	3100.0	89	3215	No
281	GOM_NL__2PRFIN20021011_165437_000000502010_00155_03215_2695.N1	11-OCT-2002 16:54:37	Bright	50.000	53	43Bet And	2.0480	3300.0	100	3215	No
282	GOM_NL__2PRFIN20021011_165640_000000592010_00155_03215_2696.N1	11-OCT-2002 16:56:40	Bright	59.000	173	4Bet Tri	3.0040	8900.0	118	3215	No
283	GOM_NL__2PRFIN20021011_165825_000000582010_00155_03215_2697.N1	11-OCT-2002 16:58:25	Bright	58.000	73	57Gam1And	2.2600	13100.	116	3215	No
284	GOM_NL__2PRFIN20021011_170022_000000462010_00155_03215_2698.N1	11-OCT-2002 17:00:22	Bright	45.500	74	11Bet Cas	2.2680	6600.0	91	3215	No
285	GOM_NL__2PRFIN20021011_170148_000000482010_00155_03215_2699.N1	11-OCT-2002 17:01:48	Bright	48.000	110	37Del Cas	2.6780	8900.0	96	3215	No
286	GOM_NL__2PRFIN20021011_170847_000000452010_00155_03215_2700.N1	11-OCT-2002 17:08:47	Bright	44.500	49	1Alp UMi	1.9900	6300.0	89	3215	No
287	GOM_NL__2PRFIN20021011_171132_000000442010_00155_03215_2701.N1	11-OCT-2002 17:11:32	Bright	44.000	60	7Bet UMi	2.0810	3950.0	88	3215	No
288	GOM_NL__2PRFIN20021011_171343_000000972010_00155_03215_2702.N1	11-OCT-2002 17:13:43	Bright	97.000	6	13Alp Aur	0.080000	3400.0	194	3215	No
289	GOM_NL__2PRFIN20021011_171658_000000432010_00155_03215_2703.N1	11-OCT-2002 17:16:58	Bright	42.500	36	50Alp UMa	1.8000	6300.0	85	3215	No
290	GOM_NL__2PRFIN20021011_171830_000000432010_00155_03215_2704.N1	11-OCT-2002 17:18:30	Bright	42.500	82	48Bet UMa	2.3650	10600.	85	3215	No
291	GOM_NL__2PRFIN20021011_172150_000000582010_00155_03215_2705.N1	11-OCT-2002 17:21:50	Bright	58.000	174	52Psi UMa	3.0040	4400.0	116	3215	No
292	GOM_NL__2PRFIN20021011_172907_000000992010_00155_03215_2706.N1	11-OCT-2002 17:29:07	Bright	98.500	17	78Bet Gem	1.1610	4500.0	197	3215	No
293	GOM_NL__2PRFIN20021011_173150_000000482010_00155_03215_2707.N1	11-OCT-2002 17:31:50	Bright	48.000	22	32Alp Leo	1.3600	15200.	96	3215	No
294	GOM_NL__2PRFIN20021011_173853_000000592010_00155_03215_2708.N1	11-OCT-2002 17:38:53	Dark	59.000	48	30Alp Hya	1.9770	4100.0	118	3215	No
295	GOM_NL__2PRFIN20021011_174114_000001242010_00155_03215_2709.N1	11-OCT-2002 17:41:14	Dark	124.00	8	10Alp CMi	0.40000	6500.0	248	3215	No
296	GOM_NL__2PRFIN20021011_174831_000000532010_00155_03215_2710.N1	11-OCT-2002 17:48:31	Dark	52.500	65	Lam Vel	2.2040	4400.0	105	3215	No
297	GOM_NL__2PRFIN20021011_175132_000000512010_00155_03215_2711.N1	11-OCT-2002 17:51:32	Dark	51.000	34	Gam2Vel	1.7930	23000.	102	3215	No
298	GOM_NL__2PRFIN20021011_175540_000000542010_00156_03216_2685.N1	11-OCT-2002 17:55:40	Dark	53.500	161	Tau Pup	2.9310	4500.0	107	3216	No
299	GOM_NL__2PRFIN20021011_175736_000000812010_00156_03216_2686.N1	11-OCT-2002 17:57:36	Dark	81.000	177	1Zet CMa	3.0220	26000.	162	3216	No
300	GOM_NL__2PRFIN20021011_180106_000000782010_00156_03216_2687.N1	11-OCT-2002 18:01:06	Dark	78.000	108	Alp Col	2.6520	15200.	156	3216	No
301	GOM_NL__2PRFIN20021011_180521_000000462010_00156_03216_2688.N1	11-OCT-2002 18:05:21	Dark	45.500	143	Alp Hyi	2.8570	7200.0	91	3216	No
302	GOM_NL__2PRFIN20021011_180648_000000562010_00156_03216_2689.N1	11-OCT-2002 18:06:48	Dark	56.000	9	Alp Eri	0.45300	24000.	112	3216	No
303	GOM_NL__2PRFIN20021011_180906_000000562010_00156_03216_2690.N1	11-OCT-2002 18:09:06	Straylight	56.000	157	The1Eri	2.9060	9300.0	112	3216	No
304	GOM_NL__2PRFIN20021011_181155_000000462010_00156_03216_2691.N1	11-OCT-2002 18:11:55	Straylight	45.500	84	Alp Phe	2.3970	4500.0	91	3216	No
305	GOM_NL__2PRFIN20021011_181834_000000542010_00156_03216_2692.N1	11-OCT-2002 18:18:34	Straylight	54.000	52	16Bet Cet	2.0370	4500.0	108	3216	No
306	GOM_NL__2PRFIN20021011_182822_000000462010_00156_03216_2693.N1	11-OCT-2002 18:28:22	Bright	45.500	140	88Gam Peg	2.8340	26000.	91	3216	No
307	GOM_NL__2PRFIN20021011_183215_000000452010_00156_03216_2694.N1	11-OCT-2002 18:32:15	Bright	45.000	93	53Bet Peg	2.5200	3100.0	90	3216	No
308	GOM_NL__2PRFIN20021011_183512_000000542010_00156_03216_2695.N1	11-OCT-2002 18:35:12	Bright	54.000	53	43Bet And	2.0480	3300.0	108	3216	No
309	GOM_NL__2PRFIN20021011_183714_000000602010_00156_03216_2696.N1	11-OCT-2002 18:37:14	Bright	59.500	173	4Bet Tri	3.0040	8900.0	119	3216	No
310	GOM_NL__2PRFIN20021011_183900_000000592010_00156_03216_2697.N1	11-OCT-2002 18:39:00	Bright	59.000	73	57Gam1And	2.2600	13100.	118	3216	No
311	GOM_NL__2PRFIN20021011_184057_000000442010_00156_03216_2698.N1	11-OCT-2002 18:40:57	Bright	44.000	74	11Bet Cas	2.2680	6600.0	88	3216	No
312	GOM_NL__2PRFIN20021011_184223_000000462010_00156_03216_2699.N1	11-OCT-2002 18:42:23	Bright	46.000	110	37Del Cas	2.6780	8900.0	92	3216	No
313	GOM_NL__2PRFIN20021011_184922_000000452010_00156_03216_2700.N1	11-OCT-2002 18:49:22	Bright	45.000	49	1Alp UMi	1.9900	6300.0	90	3216	No
314	GOM_NL__2PRFIN20021011_185208_000000452010_00156_03216_2701.N1	11-OCT-2002 18:52:08	Bright	45.000	60	7Bet UMi	2.0810	3950.0	90	3216	No
315	GOM_NL__2PRFIN20021011_185417_000001092010_00156_03216_2702.N1	11-OCT-2002 18:54:17	Bright	109.00	6	13Alp Aur	0.080000	3400.0	218	3216	No
316	GOM_NL__2PRFIN20021011_185733_000000432010_00156_03216_2703.N1	11-OCT-2002 18:57:33	Bright	42.500	36	50Alp UMa	1.8000	6300.0	85	3216	No
317	GOM_NL__2PRFIN20021011_185905_000000442010_00156_03216_2704.N1	11-OCT-2002 18:59:05	Bright	44.000	82	48Bet UMa	2.3650	10600.	88	3216	No
318	GOM_NL__2PRFIN20021011_190225_000000442010_00156_03216_2705.N1	11-OCT-2002 19:02:25	Bright	44.000	174	52Psi UMa	3.0040	4400.0	88	3216	No
319	GOM_NL__2PRFIN20021011_190942_000000992010_00156_03216_2706.N1	11-OCT-2002 19:09:42	Bright	98.500	17	78Bet Gem	1.1610	4500.0	197	3216	No
320	GOM_NL__2PRFIN20021011_191224_000000502010_00156_03216_2707.N1	11-OCT-2002 19:12:24	Bright	49.500	22	32Alp Leo	1.3600	15200.	99	3216	No
321	GOM_NL__2PRFIN20021011_191927_000000632010_00156_03216_2708.N1	11-OCT-2002 19:19:27	Dark	62.500	48	30Alp Hya	1.9770	4100.0	125	3216	No
322	GOM_NL__2PRFIN20021011_192152_000001272010_00156_03216_2709.N1	11-OCT-2002 19:21:52	Dark	126.50	8	10Alp CMi	0.40000	6500.0	253	3216	No
323	GOM_NL__2PRFIN20021011_192907_000000552010_00156_03216_2710.N1	11-OCT-2002 19:29:07	Dark	54.500	65	Lam Vel	2.2040	4400.0	109	3216	No
324	GOM_NL__2PRFIN20021011_193208_000000512010_00156_03216_2711.N1	11-OCT-2002 19:32:08	Dark	50.500	34	Gam2Vel	1.7930	23000.	101	3216	No
325	GOM_NL__2PRFIN20021011_193615_000000552010_00157_03217_2705.N1	11-OCT-2002 19:36:15	Dark	54.500	161	Tau Pup	2.9310	4500.0	109	3217	No
326	GOM_NL__2PRFIN20021011_193814_000000792010_00157_03217_2706.N1	11-OCT-2002 19:38:14	Dark	79.000	177	1Zet CMa	3.0220	26000.	158	3217	No
327	GOM_NL__2PRFIN20021011_194144_000000772010_00157_03217_2707.N1	11-OCT-2002 19:41:44	Dark	76.500	108	Alp Col	2.6520	15200.	153	3217	No
328	GOM_NL__2PRFIN20021011_194558_000000492010_00157_03217_2708.N1	11-OCT-2002 19:45:58	Dark	48.500	143	Alp Hyi	2.8570	7200.0	97	3217	No
329	GOM_NL__2PRFIN20021011_194724_000000552010_00157_03217_9122.N1	11-OCT-2002 19:47:24	Dark	54.500	9	Alp Eri	0.45300	24000.	109	3217	No
330	GOM_NL__2PRFIN20021011_194943_000000562010_00157_03217_9123.N1	11-OCT-2002 19:49:43	Straylight	56.000	157	The1Eri	2.9060	9300.0	112	3217	No
331	GOM_NL__2PRFIN20021011_195231_000000482010_00157_03217_9124.N1	11-OCT-2002 19:52:31	Straylight	47.500	84	Alp Phe	2.3970	4500.0	95	3217	No
332	GOM_NL__2PRFIN20021011_195910_000000532010_00157_03217_9125.N1	11-OCT-2002 19:59:10	Straylight	52.500	52	16Bet Cet	2.0370	4500.0	105	3217	No
333	GOM_NL__2PRFIN20021011_200858_000000472010_00157_03217_9126.N1	11-OCT-2002 20:08:58	Bright	46.500	140	88Gam Peg	2.8340	26000.	93	3217	No
334	GOM_NL__2PRFIN20021011_201252_000000432010_00157_03217_9127.N1	11-OCT-2002 20:12:52	Bright	42.500	93	53Bet Peg	2.5200	3100.0	85	3217	No
335	GOM_NL__2PRFIN20021011_201547_000000542010_00157_03217_9128.N1	11-OCT-2002 20:15:47	Bright	54.000	53	43Bet And	2.0480	3300.0	108	3217	No
336	GOM_NL__2PRFIN20021011_201749_000000612010_00157_03217_9129.N1	11-OCT-2002 20:17:49	Bright	61.000	173	4Bet Tri	3.0040	8900.0	122	3217	No
337	GOM_NL__2PRFIN20021011_201935_000000602010_00157_03217_9130.N1	11-OCT-2002 20:19:35	Bright	60.000	73	57Gam1And	2.2600	13100.	120	3217	No

338	GOM_NL__2PRFIN20021011_202132_000000482010_00157_03217_9131.N1	11-OCT-2002 20:21:32	Bright	47.500	74	11Bet Cas	2.2680	6600.0	95	3217	No
339	GOM_NL__2PRFIN20021011_202258_000000492010_00157_03217_9132.N1	11-OCT-2002 20:22:58	Bright	48.500	110	37Del Cas	2.6780	8900.0	97	3217	No
340	GOM_NL__2PRFIN20021011_202958_000000452010_00157_03217_9133.N1	11-OCT-2002 20:29:58	Bright	45.000	49	1Alp UMi	1.9900	6300.0	90	3217	No
341	GOM_NL__2PRFIN20021011_203244_000000452010_00157_03217_9134.N1	11-OCT-2002 20:32:44	Bright	45.000	60	7Bet UMi	2.0810	3950.0	90	3217	No
342	GOM_NL__2PRFIN20021011_203451_000001092010_00157_03217_9135.N1	11-OCT-2002 20:34:51	Bright	108.50	6	13Alp Aur	0.080000	3400.0	217	3217	No
343	GOM_NL__2PRFIN20021011_203808_000000472010_00157_03217_9136.N1	11-OCT-2002 20:38:08	Bright	47.000	36	50Alp UMa	1.8000	6300.0	94	3217	No
344	GOM_NL__2PRFIN20021011_203939_000000492010_00157_03217_9137.N1	11-OCT-2002 20:39:39	Bright	49.000	82	48Bet UMa	2.3650	10600.	98	3217	No
345	GOM_NL__2PRFIN20021011_204302_000000432010_00157_03217_9138.N1	11-OCT-2002 20:43:02	Bright	42.500	174	52Psi UMa	3.0040	4400.0	85	3217	No
346	GOM_NL__2PRFIN20021011_205019_000001002010_00157_03217_9139.N1	11-OCT-2002 20:50:19	Bright	100.00	17	78Bet Gem	1.1610	4500.0	200	3217	No
347	GOM_NL__2PRFIN20021011_205300_000000512010_00157_03217_9140.N1	11-OCT-2002 20:53:00	Bright	51.000	22	32Alp Leo	1.3600	15200.	102	3217	No
348	GOM_NL__2PRFIN20021011_210006_000000662010_00157_03217_9141.N1	11-OCT-2002 21:00:06	Dark	65.500	48	30Alp Hya	1.9770	4100.0	131	3217	No
349	GOM_NL__2PRFIN20021011_210230_000001482010_00157_03217_9142.N1	11-OCT-2002 21:02:30	Dark	147.50	8	10Alp CMi	0.40000	6500.0	295	3217	No
350	GOM_NL__2PRFIN20021011_210944_000000512010_00157_03217_9143.N1	11-OCT-2002 21:09:44	Dark	51.000	65	Lam Vel	2.2040	4400.0	102	3217	No
351	GOM_NL__2PRFIN20021011_211244_000000492010_00157_03217_9144.N1	11-OCT-2002 21:12:44	Dark	49.000	34	Gam2Vel	1.7930	23000.	98	3217	No
352	GOM_NL__2PRFIN20021011_211653_000000552010_00158_03218_2440.N1	11-OCT-2002 21:16:53	Dark	55.000	161	Tau Pup	2.9310	4500.0	110	3218	No
353	GOM_NL__2PRFIN20021011_211852_000000802010_00158_03218_2441.N1	11-OCT-2002 21:18:52	Dark	80.000	177	1Zet CMa	3.0220	26000.	160	3218	No
354	GOM_NL__2PRFIN20021011_212220_000000822010_00158_03218_2442.N1	11-OCT-2002 21:22:20	Dark	81.500	108	Alp Col	2.6520	15200.	163	3218	No
355	GOM_NL__2PRFIN20021011_212634_000000462010_00158_03218_2443.N1	11-OCT-2002 21:26:34	Dark	46.000	143	Alp Hyi	2.8570	7200.0	92	3218	No
356	GOM_NL__2PRFIN20021011_212800_000000562010_00158_03218_2444.N1	11-OCT-2002 21:28:00	Dark	55.500	9	Alp Eri	0.45300	24000.	111	3218	No
357	GOM_NL__2PRFIN20021011_213020_000000572010_00158_03218_2445.N1	11-OCT-2002 21:30:20	Straylight	57.000	157	The1Eri	2.9060	9300.0	114	3218	No
358	GOM_NL__2PRFIN20021011_213307_000000492010_00158_03218_2446.N1	11-OCT-2002 21:33:07	Straylight	49.000	84	Alp Phe	2.3970	4500.0	98	3218	No
359	GOM_NL__2PRFIN20021011_213946_000000542010_00158_03218_2447.N1	11-OCT-2002 21:39:46	Straylight	53.500	52	16Bet Cet	2.0370	4500.0	107	3218	No
360	GOM_NL__2PRFIN20021011_214934_000000452010_00158_03218_2448.N1	11-OCT-2002 21:49:34	Bright	45.000	140	88Gam Peg	2.8340	26000.	90	3218	No
361	GOM_NL__2PRFIN20021011_215328_000000452010_00158_03218_2449.N1	11-OCT-2002 21:53:28	Bright	44.500	93	53Bet Peg	2.5200	3100.0	89	3218	No
362	GOM_NL__2PRFIN20021011_215623_000000522010_00158_03218_2450.N1	11-OCT-2002 21:56:23	Bright	52.000	53	43Bet And	2.0480	3300.0	104	3218	No
363	GOM_NL__2PRFIN20021011_215824_000000602010_00158_03218_2451.N1	11-OCT-2002 21:58:24	Bright	59.500	173	4Bet Tri	3.0040	8900.0	119	3218	No
364	GOM_NL__2PRFIN20021011_220009_000000592010_00158_03218_2452.N1	11-OCT-2002 22:00:09	Bright	58.500	73	57Gam1And	2.2600	13100.	117	3218	No
365	GOM_NL__2PRFIN20021011_220209_000000472010_00158_03218_2453.N1	11-OCT-2002 22:02:09	Bright	46.500	74	11Bet Cas	2.2680	6600.0	93	3218	No
366	GOM_NL__2PRFIN20021011_220334_000000492010_00158_03218_2454.N1	11-OCT-2002 22:03:34	Bright	48.500	110	37Del Cas	2.6780	8900.0	97	3218	No
367	GOM_NL__2PRFIN20021011_221034_000000412010_00158_03218_2455.N1	11-OCT-2002 22:10:34	Bright	41.000	49	1Alp UMi	1.9900	6300.0	82	3218	No
368	GOM_NL__2PRFIN20021011_221320_000000442010_00158_03218_2456.N1	11-OCT-2002 22:13:20	Bright	44.000	60	7Bet UMi	2.0810	3950.0	88	3218	No
369	GOM_NL__2PRFIN20021011_221526_000000962010_00158_03218_2457.N1	11-OCT-2002 22:15:26	Bright	95.500	6	13Alp Aur	0.080000	3400.0	191	3218	No
370	GOM_NL__2PRFIN20021011_221844_000000482010_00158_03218_2458.N1	11-OCT-2002 22:18:44	Bright	47.500	36	50Alp UMa	1.8000	6300.0	95	3218	No
371	GOM_NL__2PRFIN20021011_222017_000000452010_00158_03218_2459.N1	11-OCT-2002 22:20:17	Bright	45.000	82	48Bet UMa	2.3650	10600.	90	3218	No
372	GOM_NL__2PRFIN20021011_222335_000000472010_00158_03218_2460.N1	11-OCT-2002 22:23:35	Bright	46.500	174	52Psi UMa	3.0040	4400.0	93	3218	No
373	GOM_NL__2PRFIN20021011_223055_000000972010_00158_03218_2461.N1	11-OCT-2002 22:30:55	Bright	96.500	17	78Bet Gem	1.1610	4500.0	193	3218	No
374	GOM_NL__2PRFIN20021011_223338_000000512010_00158_03218_2462.N1	11-OCT-2002 22:33:38	Bright	50.500	22	32Alp Leo	1.3600	15200.	101	3218	No
375	GOM_NL__2PRFIN20021011_224040_000000642010_00158_03218_2463.N1	11-OCT-2002 22:40:40	Dark	63.500	48	30Alp Hya	1.9770	4100.0	127	3218	No
376	GOM_NL__2PRFIN20021011_224308_000001322010_00158_03218_2464.N1	11-OCT-2002 22:43:08	Dark	132.00	8	10Alp CMi	0.40000	6500.0	264	3218	No
377	GOM_NL__2PRFIN20021011_225020_000000552010_00158_03218_2465.N1	11-OCT-2002 22:50:20	Dark	55.000	65	Lam Vel	2.2040	4400.0	110	3218	No
378	GOM_NL__2PRFIN20021011_225321_000000502010_00158_03218_2466.N1	11-OCT-2002 22:53:21	Dark	49.500	34	Gam2Vel	1.7930	23000.	99	3218	No
379	GOM_NL__2PRFIN20021011_225730_000000542010_00159_03219_2440.N1	11-OCT-2002 22:57:30	Dark	53.500	161	Tau Pup	2.9310	4500.0	107	3219	No
380	GOM_NL__2PRFIN20021011_225929_000000832010_00159_03219_2441.N1	11-OCT-2002 22:59:29	Dark	83.000	177	1Zet CMa	3.0220	26000.	166	3219	No
381	GOM_NL__2PRFIN20021011_230258_000000782010_00159_03219_2442.N1	11-OCT-2002 23:02:58	Dark	78.000	108	Alp Col	2.6520	15200.	156	3219	No
382	GOM_NL__2PRFIN20021011_230710_000000462010_00159_03219_2443.N1	11-OCT-2002 23:07:10	Dark	45.500	143	Alp Hyi	2.8570	7200.0	91	3219	No
383	GOM_NL__2PRFIN20021011_230837_000000602010_00159_03219_2444.N1	11-OCT-2002 23:08:37	Dark	59.500	9	Alp Eri	0.45300	24000.	119	3219	No
384	GOM_NL__2PRFIN20021011_231056_000000572010_00159_03219_2445.N1	11-OCT-2002 23:10:56	Straylight	56.500	157	The1Eri	2.9060	9300.0	113	3219	No
385	GOM_NL__2PRFIN20021011_231344_000000482010_00159_03219_2446.N1	11-OCT-2002 23:13:44	Straylight	48.000	84	Alp Phe	2.3970	4500.0	96	3219	No
386	GOM_NL__2PRFIN20021011_232022_000000502010_00159_03219_2447.N1	11-OCT-2002 23:20:22	Straylight	50.000	52	16Bet Cet	2.0370	4500.0	100	3219	No
387	GOM_NL__2PRFIN20021011_233010_000000452010_00159_03219_2448.N1	11-OCT-2002 23:30:10	Bright	44.500	140	88Gam Peg	2.8340	26000.	89	3219	No
388	GOM_NL__2PRFIN20021011_233403_000000452010_00159_03219_2449.N1	11-OCT-2002 23:34:03	Bright	45.000	93	53Bet Peg	2.5200	3100.0	90	3219	No
389	GOM_NL__2PRFIN20021011_233658_000000542010_00159_03219_2450.N1	11-OCT-2002 23:36:58	Bright	53.500	53	43Bet And	2.0480	3300.0	107	3219	No
390	GOM_NL__2PRFIN20021011_233859_000000602010_00159_03219_2451.N1	11-OCT-2002 23:38:59	Bright	59.500	173	4Bet Tri	3.0040	8900.0	119	3219	No
391	GOM_NL__2PRFIN20021011_234045_000000582010_00159_03219_2452.N1	11-OCT-2002 23:40:45	Bright	58.000	73	57Gam1And	2.2600	13100.	116	3219	No
392	GOM_NL__2PRFIN20021011_234244_000000432010_00159_03219_2453.N1	11-OCT-2002 23:42:44	Bright	43.000	74	11Bet Cas	2.2680	6600.0	86	3219	No
393	GOM_NL__2PRFIN20021011_234409_000000452010_00159_03219_2454.N1	11-OCT-2002 23:44:09	Bright	44.500	110	37Del Cas	2.6780	8900.0	89	3219	No
394	GOM_NL__2PRFIN20021011_235109_000000452010_00159_03219_2455.N1	11-OCT-2002 23:51:09	Bright	44.500	49	1Alp UMi	1.9900	6300.0	89	3219	No
395	GOM_NL__2PRFIN20021011_235356_000000412010_00159_03219_2456.N1	11-OCT-2002 23:53:56	Bright	40.500	60	7Bet UMi	2.0810	3950.0	81	3219	No
396	GOM_NL__2PRFIN20021011_235600_000000952010_00159_03219_2457.N1	11-OCT-2002 23:56:00	Bright	95.000	6	13Alp Aur	0.080000	3400.0	190	3219	No

3. Quality information per product


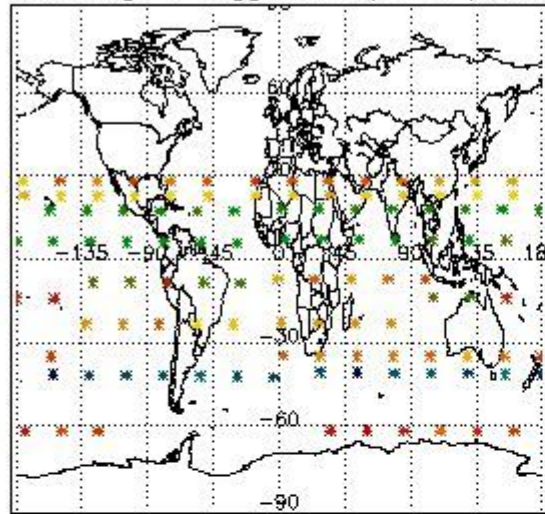
In this section it is plotted some information contained in the Quality Summary data set of the level 2 products. Only products in dark limb conditions and without errors (error flag in the MPH set to "0") are used.

3.1 Plot quality information per product (time dependant)

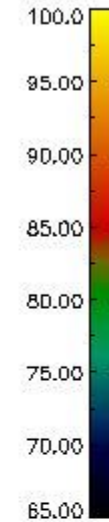
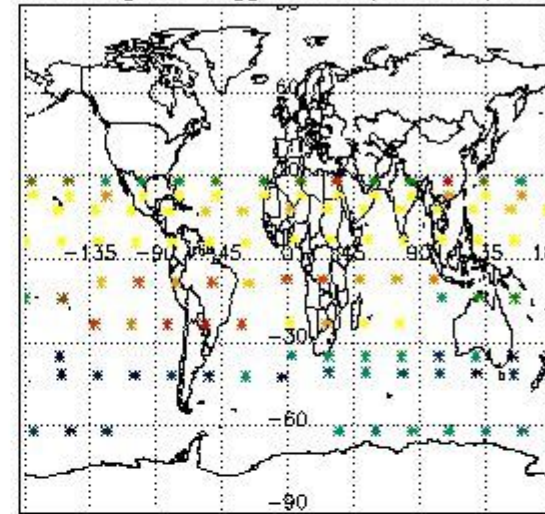


3.2 Plot quality information per product (world map)


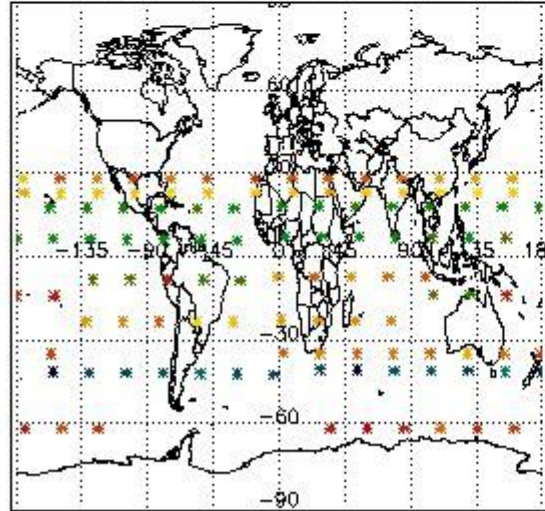
Percentage of flagged data per O3 profile



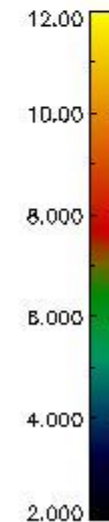
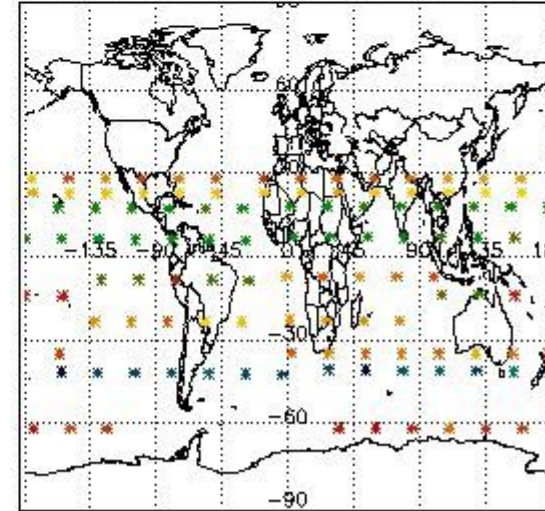
Percentage of flagged data per H2O profile



Percentage of flagged data per NO2 profile



Percentage of flagged data per NO3 profile

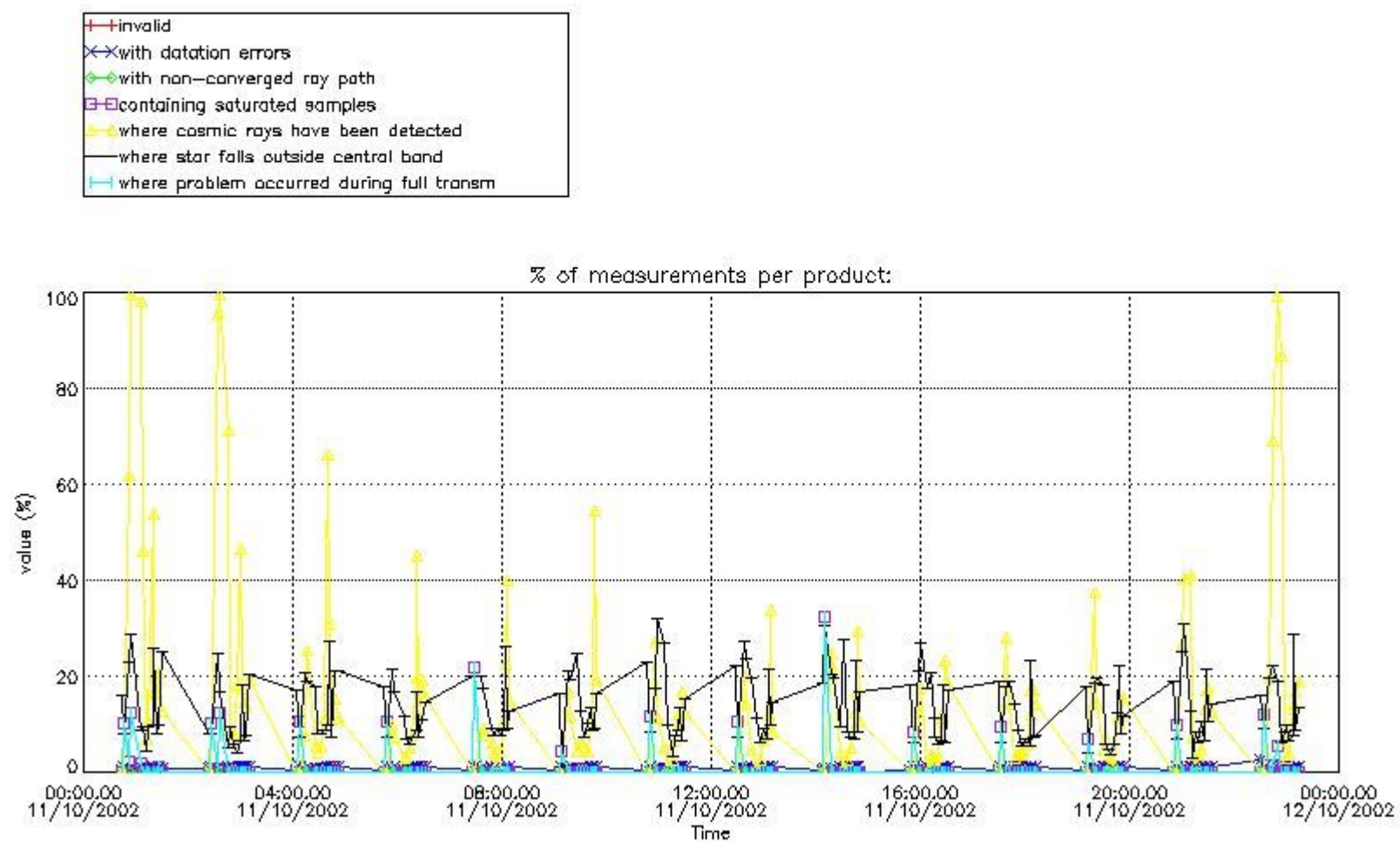


4. Level 1 quality information per product

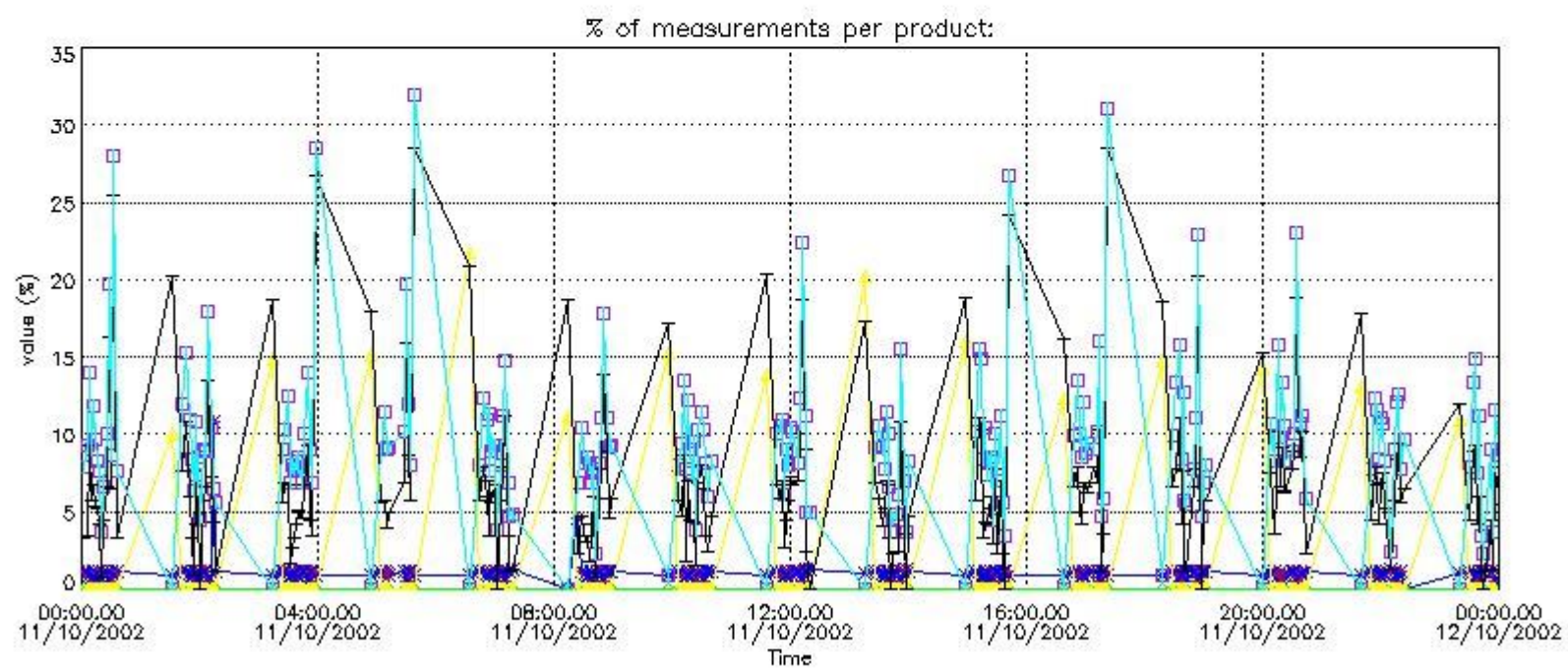
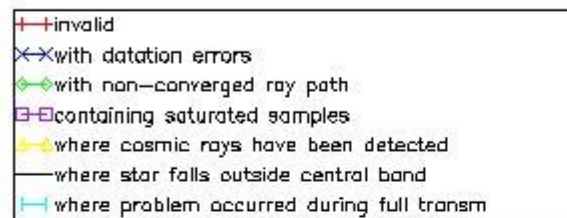
In this section it is plotted some information contained in the Quality Summary data set of the level 2 products that comes from the level 1b processing. Products without errors (error flag in the MPH set to "0") are used.

4.1 Plot quality information per product (time dependant) coming from level 1b processing

4.1.1 Plot level 1 quality information per product (time dependant): ENVISAT ASCENDING passes



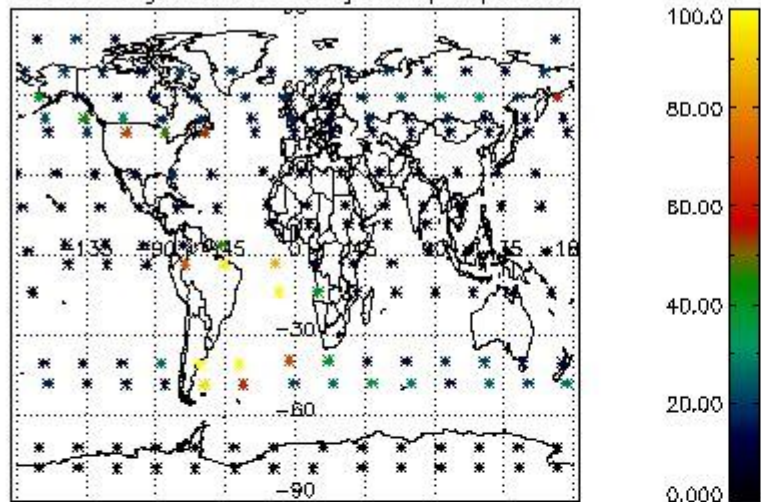
4.1.2 Plot level 1 quality information per product (time dependant): ENVISAT DESCENDING passes



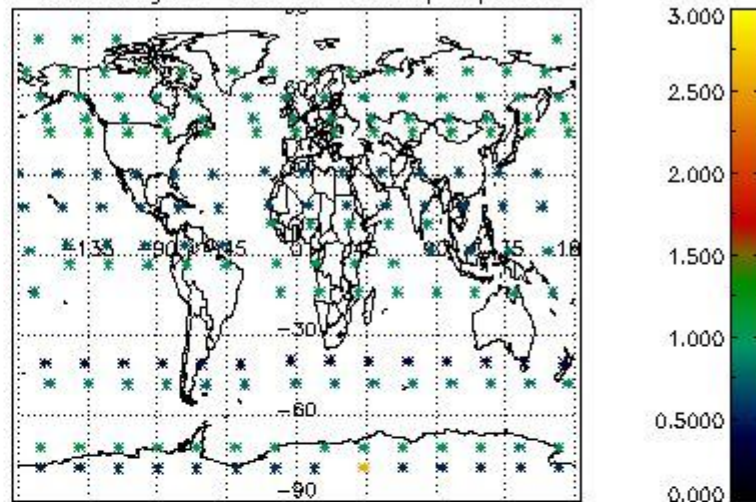
4.2 Plot quality information per product coming from level 1b processing (world map)

4.2.1 Plot level 1 quality information per product (world map): ENVISAT ASCENDING passes

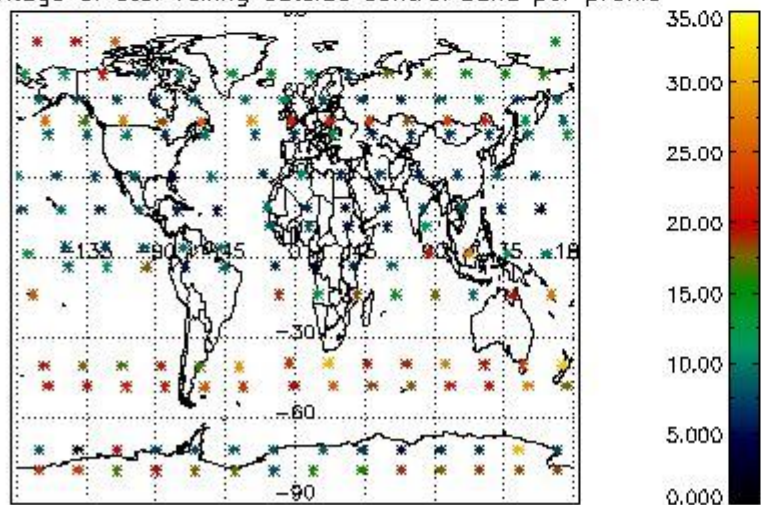
Percentage of cosmic ray hits per profile



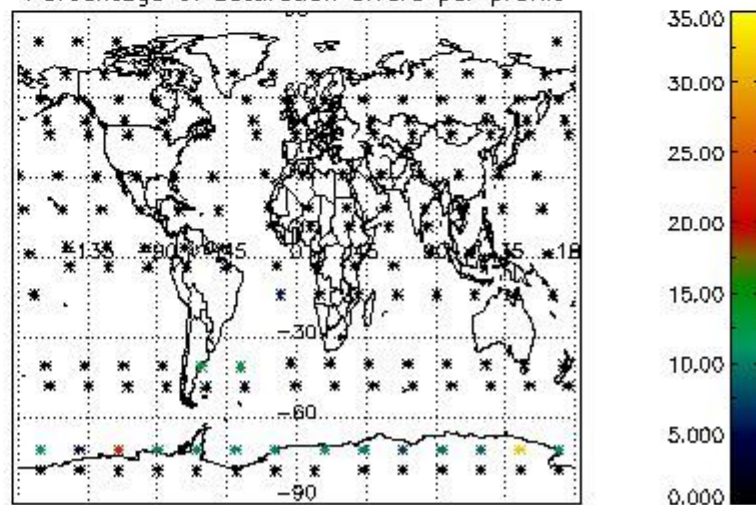
Percentage of datation errors per profile



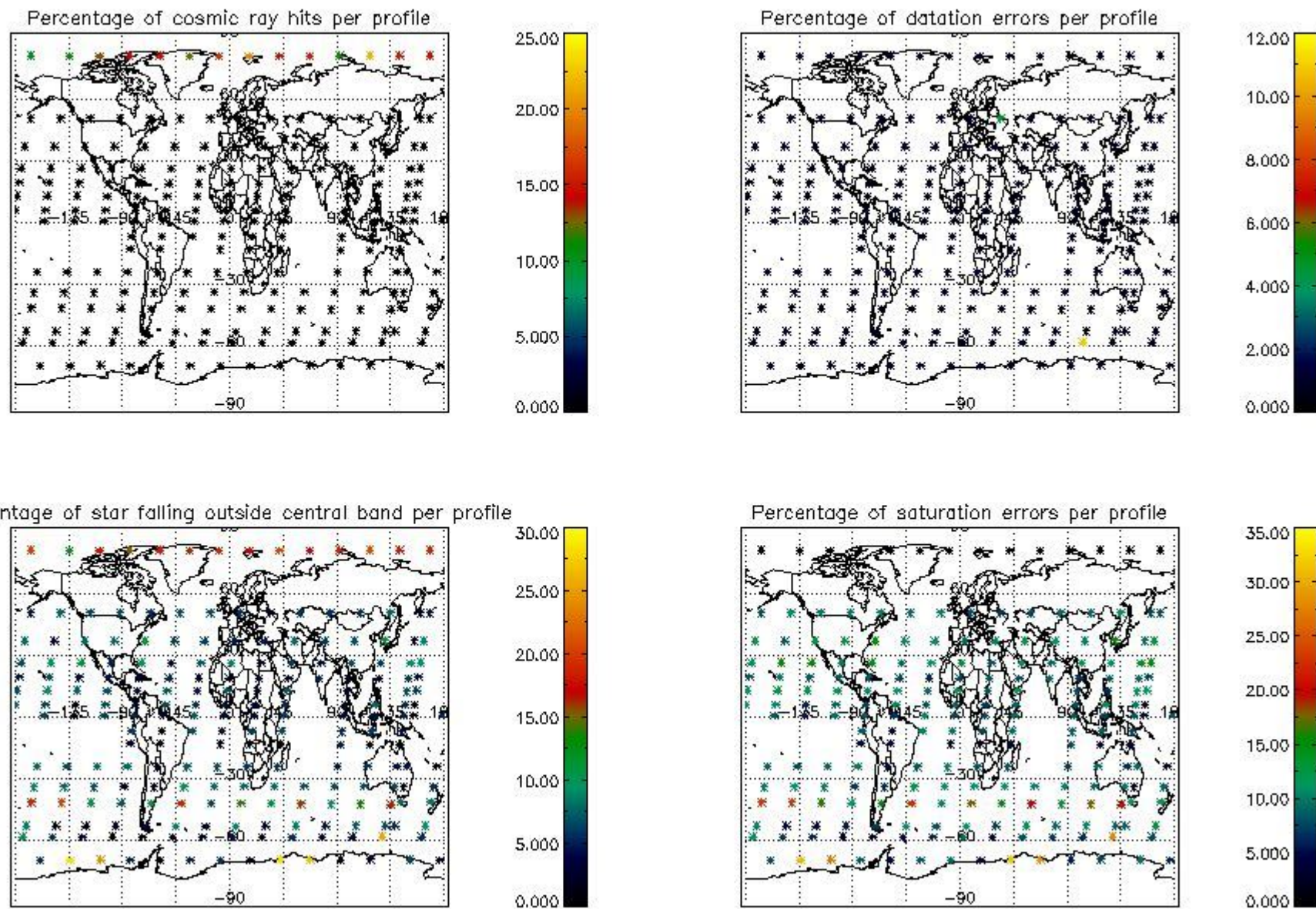
Percentage of star falling outside central band per profile



Percentage of saturation errors per profile



4.2.2 Plot level 1 quality information per product (world map): ENVISAT DESCENDING passes



5. Trace gas profiles

5.1 Ozone statistics based on quality of products

The final quality of the products can be "measured" using the STD (Standard Deviation) attached to every point profile. This information is written to the parameter GOM_NL__2P/NL_LOCAL_SPECIES_DENSITY/o3_std of the level 2 products. The table below shows the statistics for given STD ranges.

The statistics are given with respect to the overall valid production:

- Products without fatal errors: GOM_NL__2P/MPH/PRODUCT_ERR=0
- Valid point profile: GOM_NL__2P/NL_LOCAL_SPECIES_DENSITY/pcd(0)=0

The 'Criteria' is applied to valid points of dark limb products:

- Products in dark limb illumination condition: GOM_NL__2P/NL_SUMMARY_QUALITY/obs_ill_cond=0
- Products without fatal errors: GOM_NL__2P/MPH/PRODUCT_ERR=0
- Valid point profile: GOM_NL__2P/NL_LOCAL_SPECIES_DENSITY/pcd(0)=0

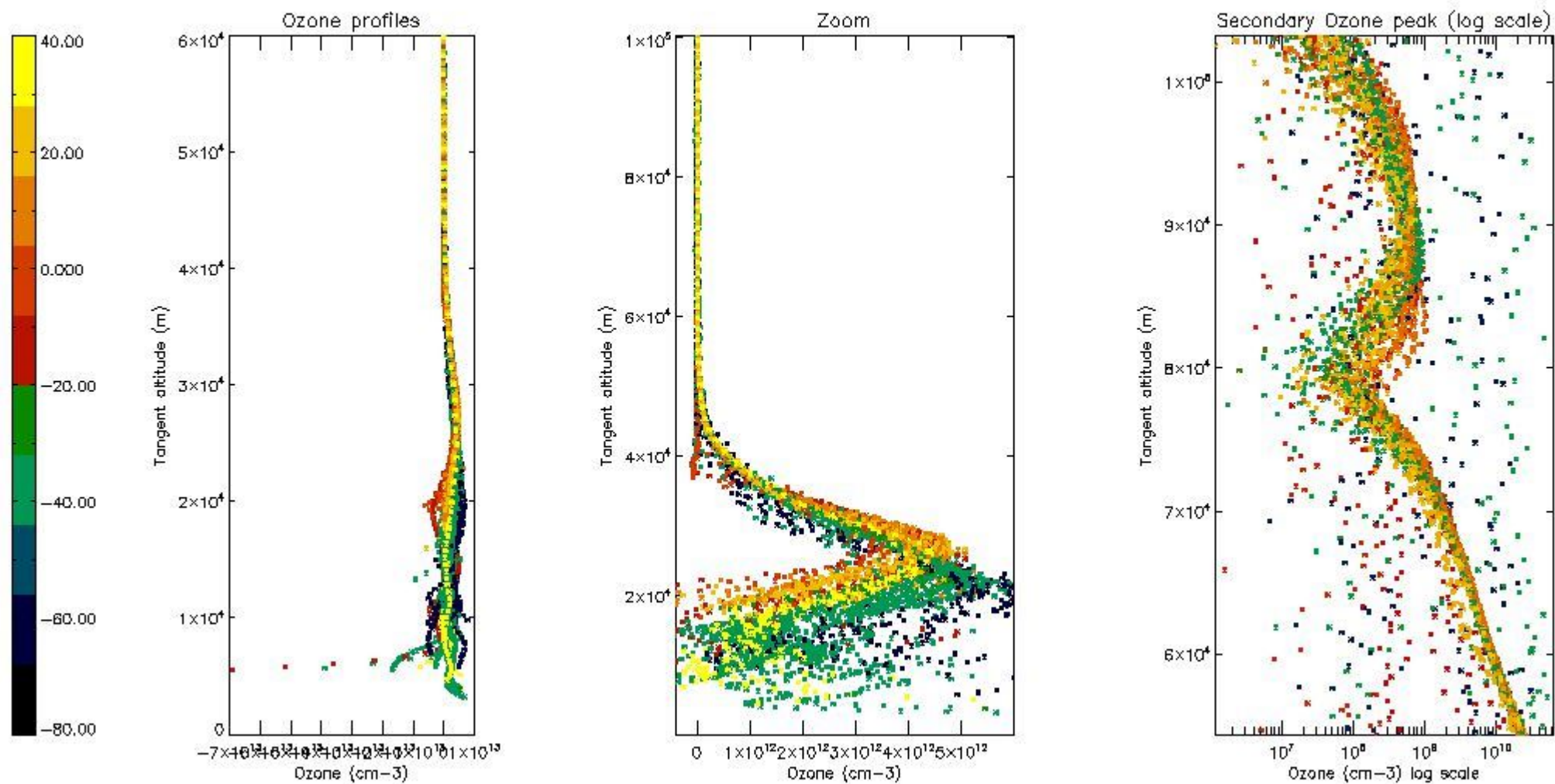
So, the table below shows the percentage of dark limb and valid observations for each criteria with respect to the overall valid daily observations.

Criteria	% of total production
All STD	35
STD < 20	19

STD < 10	17
STD < 5	13

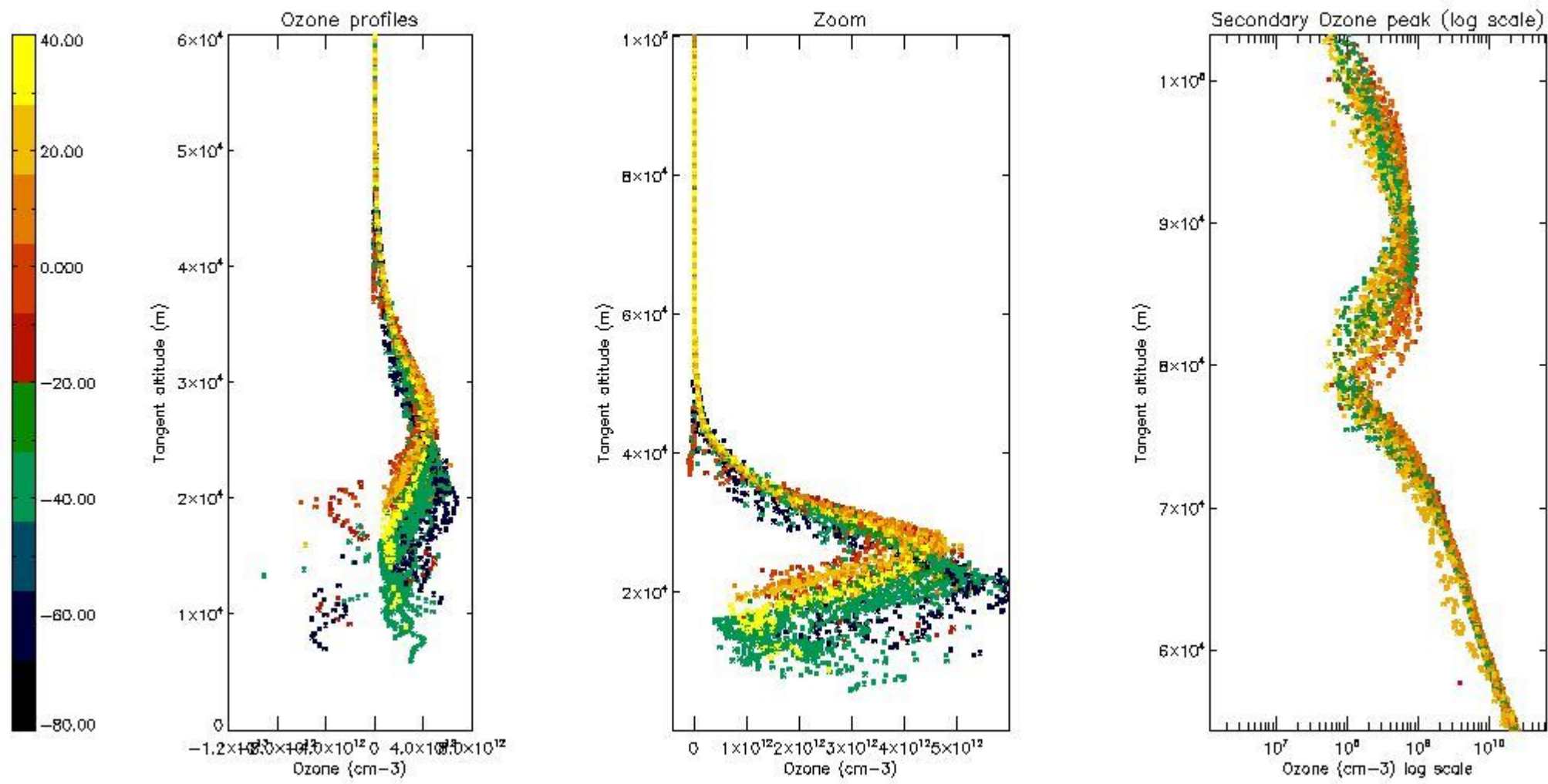
5.2 Plot ozone profiles for all STD (dark without errors)

The colorbar represents the latitude.



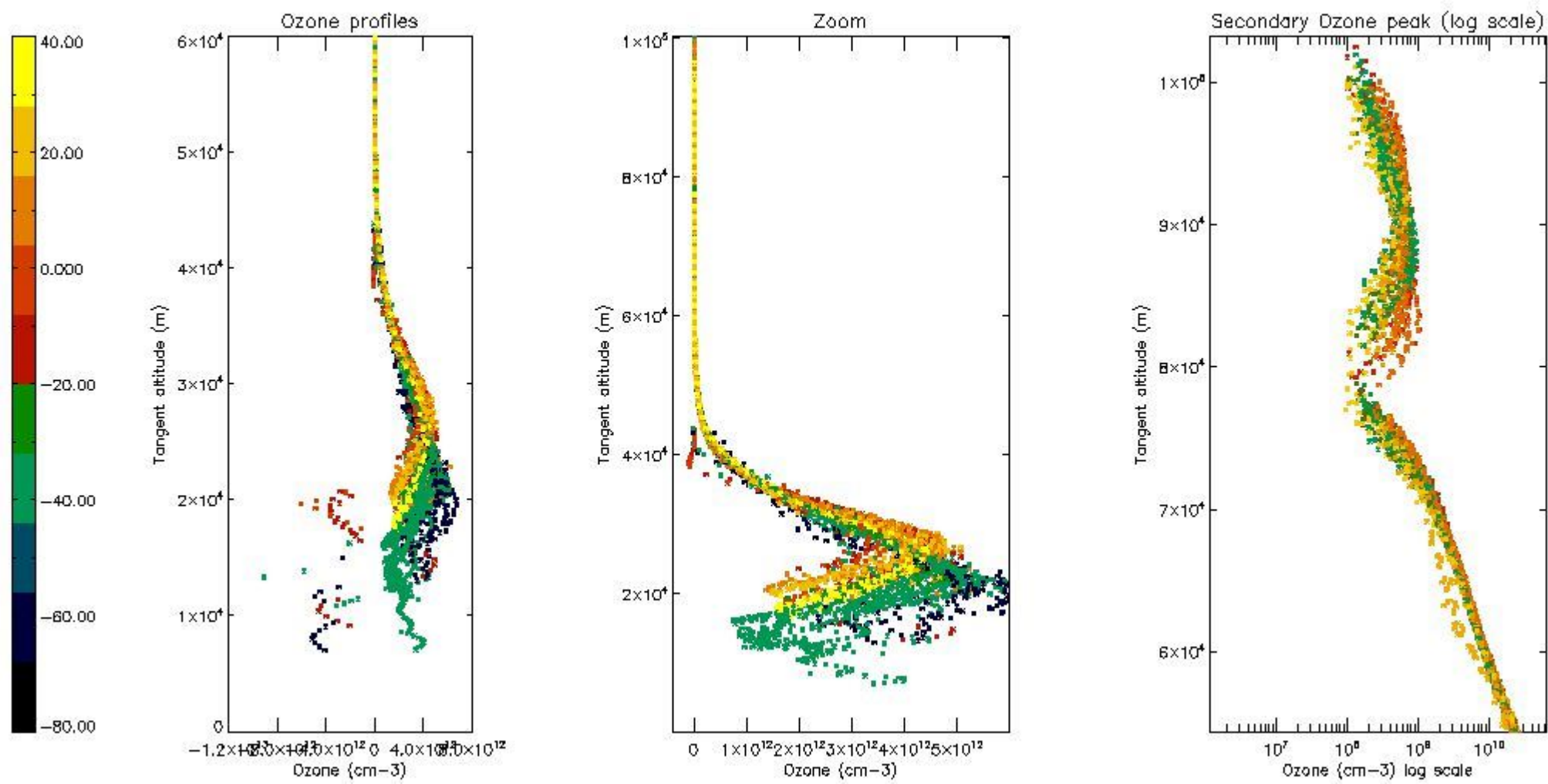
5.3 Plot ozone profiles where STD < 20% (dark without errors)

The colorbar represents the latitude.



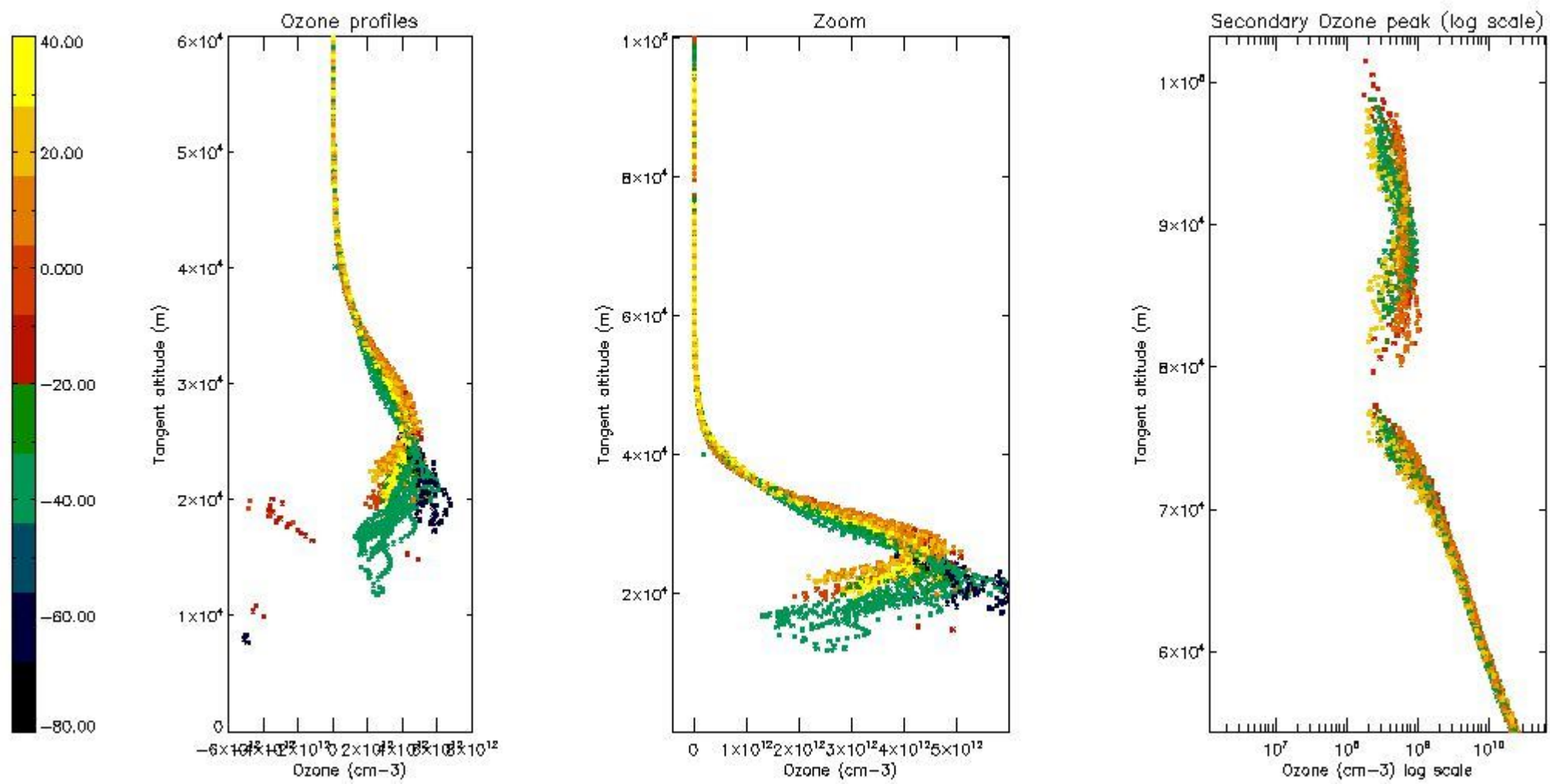
5.4 Plot ozone profiles where $STD < 10\%$ (dark without errors)

The colorbar represents the latitude.



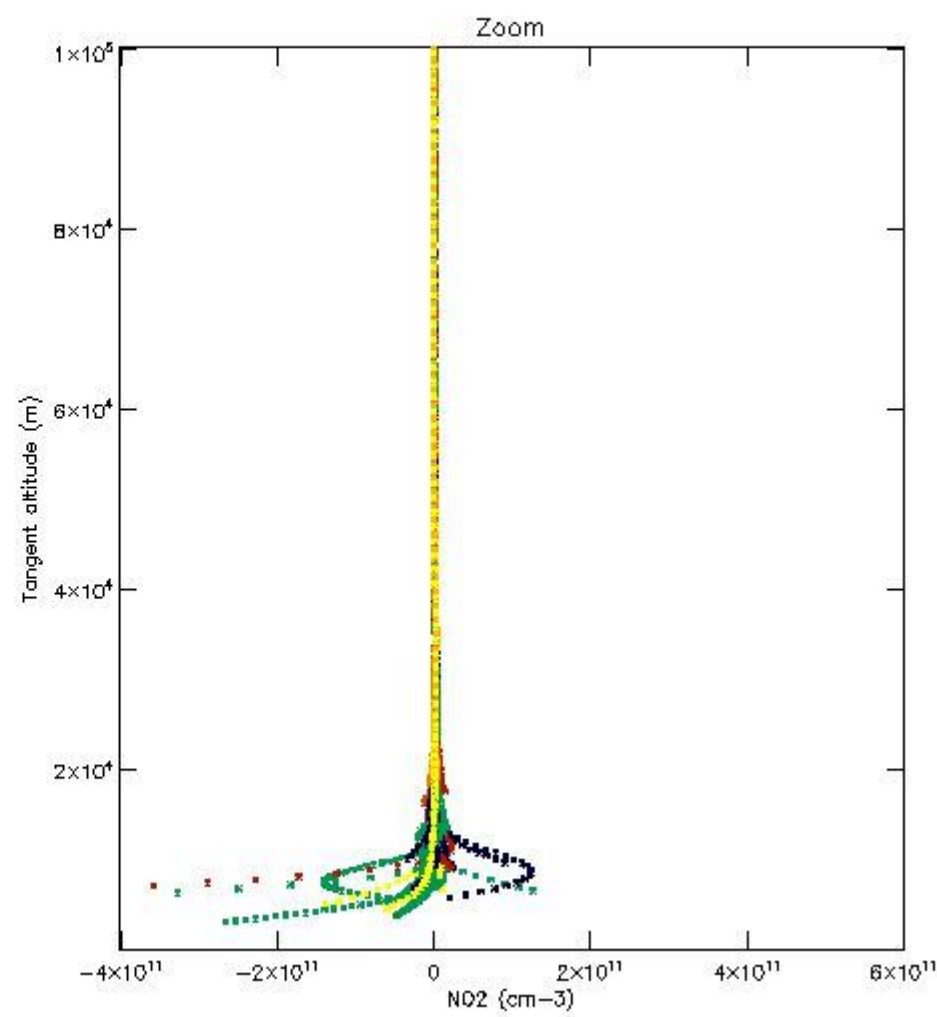
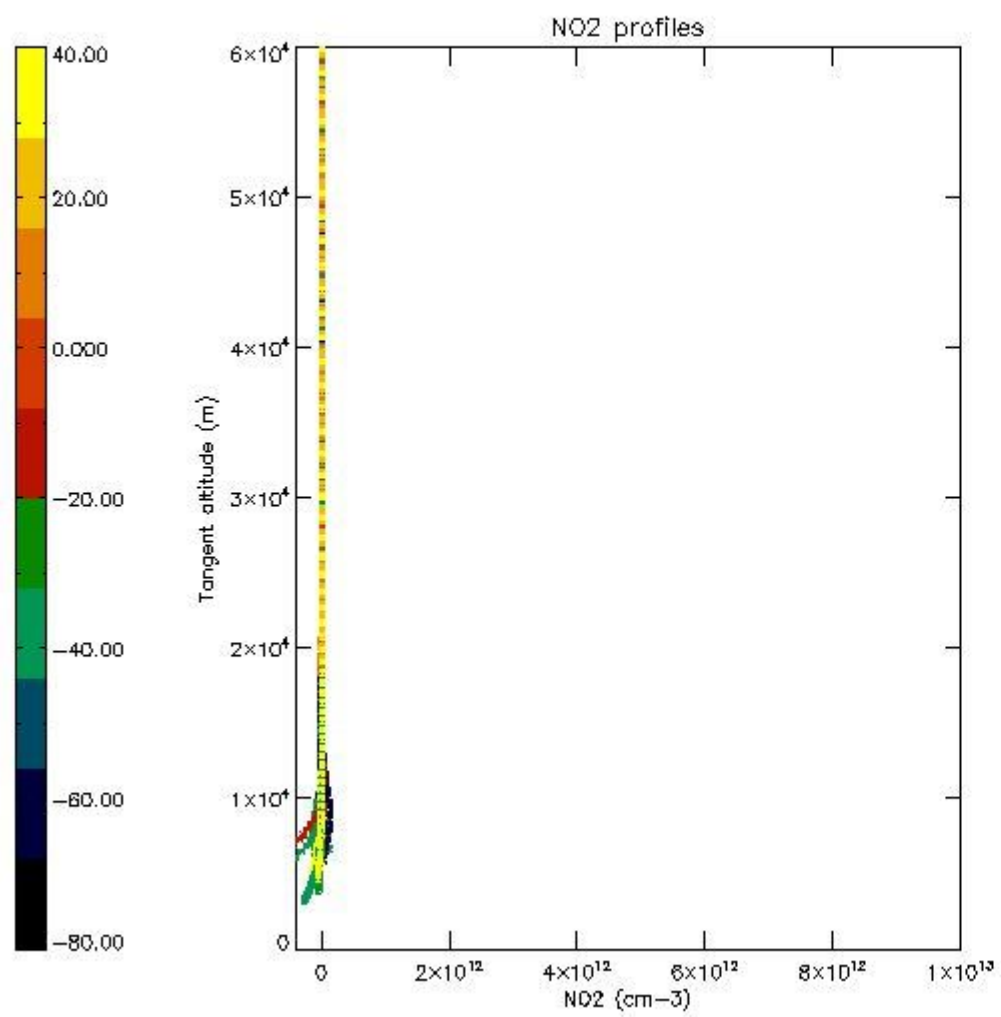
5.5 Plot ozone profiles where STD < 5% (dark without errors)

The colorbar represents the latitude.



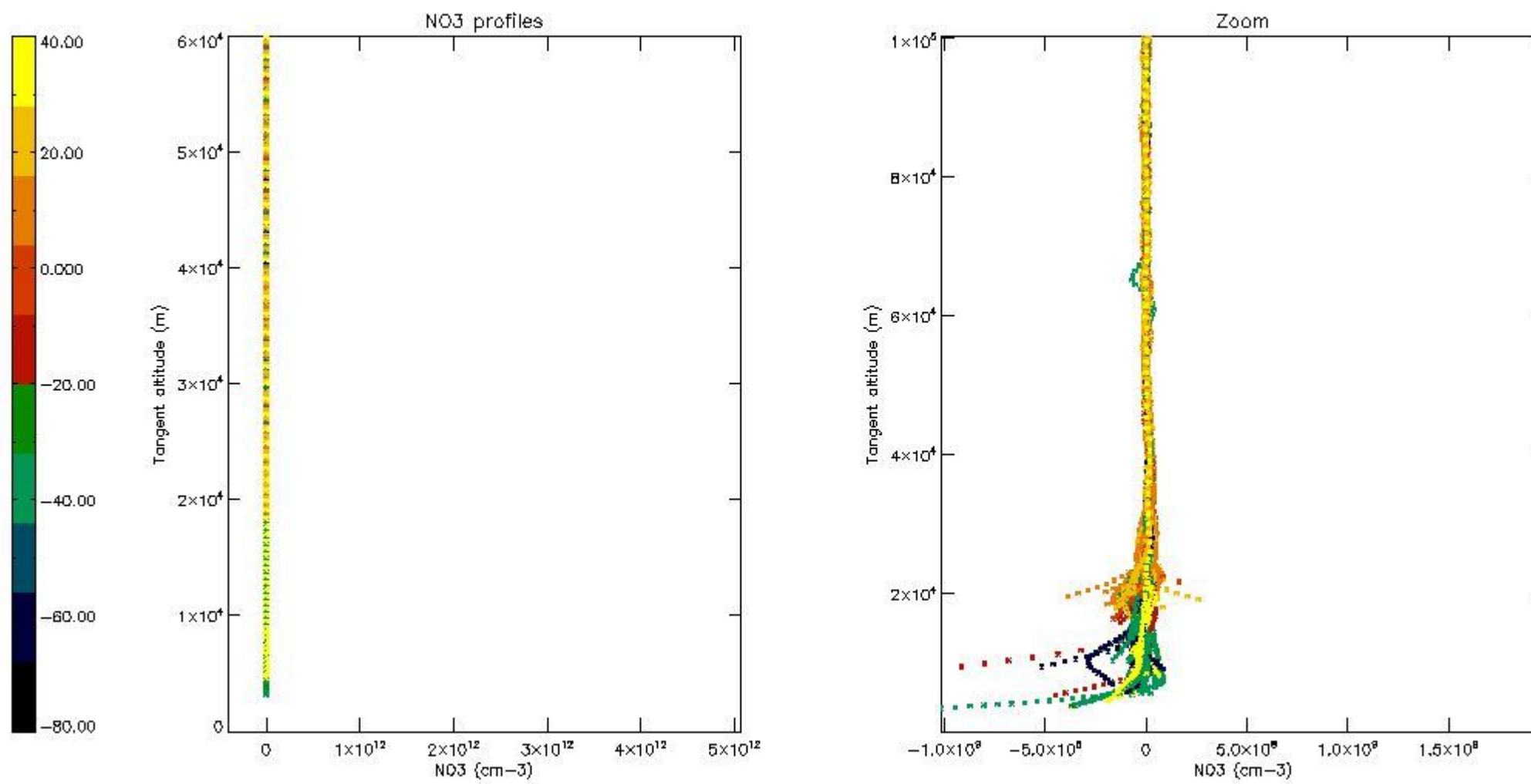
5.6 Plot NO₂ profiles for all STD (dark without errors)

The colorbar represents the latitude.



5.7 Plot NO3 profiles for all STD (dark without errors)

The colorbar represents the latitude.



6. Auxiliary Data Files used for the production reported in section 2

The number reported in the third column indicates since which file (see list in section 2) the corresponding auxiliary file has been used. The fourth column is the date of those product files.

Type	Auxiliary Filename	Used since product	Used since product date
INST_PHYS_CHARACTERISTICS	GOM_INS_AXNIEC20050627_150440_20020301_000000_20100101_000000	1	11-OCT-2002 00:01:48
LEVEL-2_PROC_CONFIG	GOM_PR2_AXVIEC20091111_152718_20020301_000000_20500101_000000	1	11-OCT-2002 00:01:48
CROSS_SECTIONS_FILE	GOM_CRS_AXVIEC20091111_154832_20020301_000000_20500101_000000	1	11-OCT-2002 00:01:48

GOMOS Level 2 Daily Report

SUMMARY

[1. General Info](#)

[2. Summary of processed GOM_NL_2P products](#)

[3. Level 2 Quality information per product](#)

[3.1 Plot of level 2 quality information per product \(time dependant\)](#)

[3.2 Plot of level 2 quality information per product \(world map\)](#)

[4. Level 1 Quality information per product \(stored on level 2 products\)](#)

[4.1 Plot of level 1 quality information per product \(time dependant\)](#)

[4.1.1 Plot of level 1 quality information per product \(time dependant\): ASCENDING](#)

[4.1.2 Plot of level 1 quality information per product \(time dependant\): DESCENDING](#)

[4.2 Plot of level 1 quality information per product \(world map\)](#)

[4.2.1 Plot of level 1 quality information per product \(world map\): ASCENDING](#)

[4.2.2 Plot of level 1 quality information per product \(world map\): DESCENDING](#)

[5. Ozone profiles based on quality statistics and other trace gas profiles](#)

[5.1 Ozone statistics based on quality of products](#)

[5.2 Plot ozone profiles for all STD \(dark without errors\)](#)

[5.3 Plot ozone profiles where STD < 20% \(dark without errors\)](#)

[5.4. Plot ozone profiles where STD < 10% \(dark without errors\)](#)

[5.5. Plot ozone profiles where STD < 5% \(dark without errors\)](#)

[5.6 Plot NO2 profiles for all STD \(dark without errors\)](#)

[5.7 Plot NO3 profiles for all STD \(dark without errors\)](#)

[5.8 Plot H2O profiles \(only for occultations of stars 1,2,3,4,13,14,16,26,63 dark without errors\) for all STD](#)

[6. Auxiliary Data Files used for the production reported in section 2](#)

This report presents the daily analysis on parameters extracted from GOMOS level 2 data (GOM_NL__2P). It is intended to monitor some important parameters that will impact the quality of these products. A list of level 2 products (and content) that have arrived during the reporting day to the PCF is also given.

Item	Value
Time of report generation	17APR2013 19:20:35
Data source version	GOMOS/6.01
Start time of products	11-10-2002 (11OCT2002 00:00:00)
Stop time of products	12-10-2002 (12OCT2002 00:00:00)
Store outputs in DB	Yes
Nb of level 2 prods	397
Nb of prods with errors	0

2. Summary of processed GOM_NL__2P products.

Nr	Filename	UTC Start time	Limb	Duration	Star Id	Star Name	Star Mag	Star Temp	Nb Meas	Orbit	Prod. error
1	GOM_NL__2PRFIN20021011_000148_000000452010_00145_03205_2683.N1	11-OCT-2002 00:01:48	Bright	44.500	140	88Gam Peg	2.8340	26000.	89	3205	No
2	GOM_NL__2PRFIN20021011_000538_000000432010_00145_03205_2684.N1	11-OCT-2002 00:05:38	Bright	43.000	93	53Bet Peg	2.5200	3100.0	86	3205	No
3	GOM_NL__2PRFIN20021011_000841_000000542010_00145_03205_2685.N1	11-OCT-2002 00:08:41	Bright	53.500	53	43Bet And	2.0480	3300.0	107	3205	No
4	GOM_NL__2PRFIN20021011_001049_000000612010_00145_03205_2686.N1	11-OCT-2002 00:10:49	Bright	60.500	173	4Bet Tri	3.0040	8900.0	121	3205	No
5	GOM_NL__2PRFIN20021011_001233_000000592010_00145_03205_2687.N1	11-OCT-2002 00:12:33	Bright	59.000	73	57Gam1And	2.2600	13100.	118	3205	No
6	GOM_NL__2PRFIN20021011_001423_000000472010_00145_03205_2688.N1	11-OCT-2002 00:14:23	Bright	46.500	74	11Bet Cas	2.2680	6600.0	93	3205	No
7	GOM_NL__2PRFIN20021011_001551_000000492010_00145_03205_2689.N1	11-OCT-2002 00:15:51	Bright	48.500	110	37Del Cas	2.6780	8900.0	97	3205	No
8	GOM_NL__2PRFIN20021011_001759_000000592010_00145_03205_2690.N1	11-OCT-2002 00:17:59	Bright	59.000	160	23Gam Per	2.9300	4700.0	118	3205	No
9	GOM_NL__2PRFIN20021011_001947_000000682010_00145_03205_2691.N1	11-OCT-2002 00:19:47	Bright	67.500	175	39Del Per	3.0100	19400.	135	3205	No
10	GOM_NL__2PRFIN20021011_002246_000000452010_00145_03205_2692.N1	11-OCT-2002 00:22:46	Bright	45.000	49	1Alp UMi	1.9900	6300.0	90	3205	No
11	GOM_NL__2PRFIN20021011_002529_000000452010_00145_03205_2693.N1	11-OCT-2002 00:25:29	Bright	45.000	60	7Bet UMi	2.0810	3950.0	90	3205	No
12	GOM_NL__2PRFIN20021011_002757_000001042010_00145_03205_2694.N1	11-OCT-2002 00:27:57	Bright	104.00	6	13Alp Aur	0.080000	3400.0	208	3205	No
13	GOM_NL__2PRFIN20021011_003057_000000462010_00145_03205_2695.N1	11-OCT-2002 00:30:57	Bright	46.000	36	50Alp UMa	1.8000	6300.0	92	3205	No
14	GOM_NL__2PRFIN20021011_003227_000000592010_00145_03205_2696.N1	11-OCT-2002 00:32:27	Bright	59.000	82	48Bet UMa	2.3650	10600.	118	3205	No
15	GOM_NL__2PRFIN20021011_003547_000000462010_00145_03205_2697.N1	11-OCT-2002 00:35:47	Bright	45.500	174	52Psi UMa	3.0040	4400.0	91	3205	No
16	GOM_NL__2PRFIN20021011_004303_000000942010_00145_03205_2698.N1	11-OCT-2002 00:43:03	Bright	94.000	17	78Bet Gem	1.1610	4500.0	188	3205	No
17	GOM_NL__2PRFIN20021011_004547_000000502010_00145_03205_2699.N1	11-OCT-2002 00:45:47	Bright	49.500	22	32Alp Leo	1.3600	15200.	99	3205	No
18	GOM_NL__2PRFIN20021011_005246_000000662010_00145_03205_2700.N1	11-OCT-2002 00:52:46	Twilight	65.500	48	30Alp Hya	1.9770	4100.0	131	3205	No
19	GOM_NL__2PRFIN20021011_005455_000001362010_00145_03205_2701.N1	11-OCT-2002 00:54:55	Dark	136.00	8	10Alp CMi	0.40000	6500.0	272	3205	No
20	GOM_NL__2PRFIN20021011_010525_000000512010_00145_03205_2702.N1	11-OCT-2002 01:05:25	Dark	51.000	34	Gam2Vel	1.7930	23000.	102	3205	No
21	GOM_NL__2PRFIN20021011_010726_000000752010_00146_03206_2402.N1	11-OCT-2002 01:07:26	Dark	74.500	23	21Eps CMa	1.5020	26000.	149	3206	No
22	GOM_NL__2PRFIN20021011_011120_000000792010_00146_03206_2403.N1	11-OCT-2002 01:11:20	Dark	78.500	177	1Zet CMa	3.0220	26000.	157	3206	No
23	GOM_NL__2PRFIN20021011_011452_000000802010_00146_03206_2404.N1	11-OCT-2002 01:14:52	Dark	79.500	108	Alp Col	2.6520	15200.	159	3206	No
24	GOM_NL__2PRFIN20021011_011919_000000472010_00146_03206_2405.N1	11-OCT-2002 01:19:19	Dark	46.500	143	Alp Hyi	2.8570	7200.0	93	3206	No
25	GOM_NL__2PRFIN20021011_012047_000000572010_00146_03206_2406.N1	11-OCT-2002 01:20:47	Dark	56.500	9	Alp Eri	0.45300	24000.	113	3206	No
26	GOM_NL__2PRFIN20021011_012302_000000562010_00146_03206_2407.N1	11-OCT-2002 01:23:02	Straylight	55.500	157	The1Eri	2.9060	9300.0	111	3206	No
27	GOM_NL__2PRFIN20021011_012554_000000462010_00146_03206_2408.N1	11-OCT-2002 01:25:54	Straylight	46.000	84	Alp Phe	2.3970	4500.0	92	3206	No
28	GOM_NL__2PRFIN20021011_013022_000000562010_00146_03206_2409.N1	11-OCT-2002 01:30:22	Straylight	55.500	18	24Alp PsA	1.1660	9700.0	111	3206	No
29	GOM_NL__2PRFIN20021011_013234_000000552010_00146_03206_2410.N1	11-OCT-2002 01:32:34	Straylight	54.500	52	16Bet Cet	2.0370	4500.0	109	3206	No
30	GOM_NL__2PRFIN20021011_014224_000000462010_00146_03206_2411.N1	11-OCT-2002 01:42:24	Bright	46.000	140	88Gam Peg	2.8340	26000.	92	3206	No
31	GOM_NL__2PRFIN20021011_014614_000000462010_00146_03206_2412.N1	11-OCT-2002 01:46:14	Bright	46.000	93	53Bet Peg	2.5200	3100.0	92	3206	No
32	GOM_NL__2PRFIN20021011_014917_000000512010_00146_03206_2413.N1	11-OCT-2002 01:49:17	Bright	50.500	53	43Bet And	2.0480	3300.0	101	3206	No
33	GOM_NL__2PRFIN20021011_015124_000000602010_00146_03206_2414.N1	11-OCT-2002 01:51:24	Bright	59.500	173	4Bet Tri	3.0040	8900.0	119	3206	No
34	GOM_NL__2PRFIN20021011_015309_000000552010_00146_03206_2415.N1	11-OCT-2002 01:53:09	Bright	54.500	73	57Gam1And	2.2600	13100.	109	3206	No
35	GOM_NL__2PRFIN20021011_015500_000000462010_00146_03206_2416.N1	11-OCT-2002 01:55:00	Bright	46.000	74	11Bet Cas	2.2680	6600.0	92	3206	No
36	GOM_NL__2PRFIN20021011_015628_000000482010_00146_03206_2417.N1	11-OCT-2002 01:56:28	Bright	47.500	110	37Del Cas	2.6780	8900.0	95	3206	No
37	GOM_NL__2PRFIN20021011_015835_000000592010_00146_03206_2418.N1	11-OCT-2002 01:58:35	Bright	58.500	160	23Gam Per	2.9300	4700.0	117	3206	No
38	GOM_NL__2PRFIN20021011_020023_000000672010_00146_03206_2419.N1	11-OCT-2002 02:00:23	Bright	67.000	175	39Del Per	3.0100	19400.	134	3206	No
39	GOM_NL__2PRFIN20021011_020324_000000442010_00146_03206_2420.N1	11-OCT-2002 02:03:24	Bright	44.000	49	1Alp UMi	1.9900	6300.0	88	3206	No
40	GOM_NL__2PRFIN20021011_020605_000000452010_00146_03206_2421.N1	11-OCT-2002 02:06:05	Bright	45.000	60	7Bet UMi	2.0810	3950.0	90	3206	No
41	GOM_NL__2PRFIN20021011_020831_000001012010_00146_03206_2422.N1	11-OCT-2002 02:08:31	Bright	100.50	6	13Alp Aur	0.080000	3400.0	201	3206	No
42	GOM_NL__2PRFIN20021011_021131_000000482010_00146_03206_2423.N1	11-OCT-2002 02:11:31	Bright	48.000	36	50Alp UMa	1.8000	6300.0	96	3206	No

43	GOM_NL__2PRFIN20021011_021303_000000462010_00146_03206_2424.N1	11-OCT-2002 02:13:03	Bright	46.000	82	48Bet UMa	2.3650	10600.	92	3206	No
44	GOM_NL__2PRFIN20021011_021623_000000452010_00146_03206_2425.N1	11-OCT-2002 02:16:23	Bright	44.500	174	52Psi UMa	3.0040	4400.0	89	3206	No
45	GOM_NL__2PRFIN20021011_022339_000000862010_00146_03206_2426.N1	11-OCT-2002 02:23:39	Bright	86.000	17	78Bet Gem	1.1610	4500.0	172	3206	No
46	GOM_NL__2PRFIN20021011_022623_000000492010_00146_03206_2427.N1	11-OCT-2002 02:26:23	Bright	49.000	22	32Alp Leo	1.3600	15200.	98	3206	No
47	GOM_NL__2PRFIN20021011_023322_000000672010_00146_03206_2428.N1	11-OCT-2002 02:33:22	Twilight	67.000	48	30Alp Hya	1.9770	4100.0	134	3206	No
48	GOM_NL__2PRFIN20021011_023533_000001182010_00146_03206_2429.N1	11-OCT-2002 02:35:33	Dark	117.50	8	10Alp CMi	0.40000	6500.0	235	3206	No
49	GOM_NL__2PRFIN20021011_024602_000000492010_00146_03206_2430.N1	11-OCT-2002 02:46:02	Dark	49.000	34	Gam2Vel	1.7930	23000.	98	3206	No
50	GOM_NL__2PRFIN20021011_024804_000000752010_00147_03207_2402.N1	11-OCT-2002 02:48:04	Dark	75.000	23	21Eps CMa	1.5020	26000.	150	3207	No
51	GOM_NL__2PRFIN20021011_025157_000000802010_00147_03207_2403.N1	11-OCT-2002 02:51:57	Dark	79.500	177	1Zet CMa	3.0220	26000.	159	3207	No
52	GOM_NL__2PRFIN20021011_025529_000000752010_00147_03207_2404.N1	11-OCT-2002 02:55:29	Dark	75.000	108	Alp Col	2.6520	15200.	150	3207	No
53	GOM_NL__2PRFIN20021011_025956_000000452010_00147_03207_2405.N1	11-OCT-2002 02:59:56	Dark	45.000	143	Alp Hyi	2.8570	7200.0	90	3207	No
54	GOM_NL__2PRFIN20021011_030123_000000522010_00147_03207_2406.N1	11-OCT-2002 03:01:23	Dark	52.000	9	Alp Eri	0.45300	24000.	104	3207	No
55	GOM_NL__2PRFIN20021011_030339_000000552010_00147_03207_2407.N1	11-OCT-2002 03:03:39	Straylight	54.500	157	The1Eri	2.9060	9300.0	109	3207	No
56	GOM_NL__2PRFIN20021011_030630_000000452010_00147_03207_2408.N1	11-OCT-2002 03:06:30	Straylight	45.000	84	Alp Phe	2.3970	4500.0	90	3207	No
57	GOM_NL__2PRFIN20021011_031058_000000522010_00147_03207_2409.N1	11-OCT-2002 03:10:58	Straylight	52.000	18	24Alp PsA	1.1660	9700.0	104	3207	No
58	GOM_NL__2PRFIN20021011_031310_000000542010_00147_03207_2410.N1	11-OCT-2002 03:13:10	Straylight	53.500	52	16Bet Cet	2.0370	4500.0	107	3207	No
59	GOM_NL__2PRFIN20021011_032300_000000452010_00147_03207_2411.N1	11-OCT-2002 03:23:00	Bright	44.500	140	88Gam Peg	2.8340	26000.	89	3207	No
60	GOM_NL__2PRFIN20021011_032651_000000442010_00147_03207_2412.N1	11-OCT-2002 03:26:51	Bright	43.500	93	53Bet Peg	2.5200	3100.0	87	3207	No
61	GOM_NL__2PRFIN20021011_032953_000000522010_00147_03207_2413.N1	11-OCT-2002 03:29:53	Bright	52.000	53	43Bet And	2.0480	3300.0	104	3207	No
62	GOM_NL__2PRFIN20021011_033159_000000592010_00147_03207_2414.N1	11-OCT-2002 03:31:59	Bright	58.500	173	4Bet Tri	3.0040	8900.0	117	3207	No
63	GOM_NL__2PRFIN20021011_033344_000000562010_00147_03207_2415.N1	11-OCT-2002 03:33:44	Bright	56.000	73	57Gam1And	2.2600	13100.	112	3207	No
64	GOM_NL__2PRFIN20021011_033535_000000452010_00147_03207_2416.N1	11-OCT-2002 03:35:35	Bright	45.000	74	11Bet Cas	2.2680	6600.0	90	3207	No
65	GOM_NL__2PRFIN20021011_033703_000000482010_00147_03207_2417.N1	11-OCT-2002 03:37:03	Bright	48.000	110	37Del Cas	2.6780	8900.0	96	3207	No
66	GOM_NL__2PRFIN20021011_033910_000000592010_00147_03207_2418.N1	11-OCT-2002 03:39:10	Bright	58.500	160	23Gam Per	2.9300	4700.0	117	3207	No
67	GOM_NL__2PRFIN20021011_034057_000000702010_00147_03207_2419.N1	11-OCT-2002 03:40:57	Bright	70.000	175	39Del Per	3.0100	19400.	140	3207	No
68	GOM_NL__2PRFIN20021011_034359_000000442010_00147_03207_2420.N1	11-OCT-2002 03:43:59	Bright	43.500	49	1Alp UMi	1.9900	6300.0	87	3207	No
69	GOM_NL__2PRFIN20021011_034642_000000452010_00147_03207_2421.N1	11-OCT-2002 03:46:42	Bright	44.500	60	7Bet UMi	2.0810	3950.0	89	3207	No
70	GOM_NL__2PRFIN20021011_034906_000000972010_00147_03207_2422.N1	11-OCT-2002 03:49:06	Bright	96.500	6	13Alp Aur	0.080000	3400.0	193	3207	No
71	GOM_NL__2PRFIN20021011_035210_000000452010_00147_03207_2423.N1	11-OCT-2002 03:52:10	Bright	44.500	36	50Alp UMa	1.8000	6300.0	89	3207	No
72	GOM_NL__2PRFIN20021011_035342_000000442010_00147_03207_2424.N1	11-OCT-2002 03:53:42	Bright	43.500	82	48Bet UMa	2.3650	10600.	87	3207	No
73	GOM_NL__2PRFIN20021011_035701_000000562010_00147_03207_2425.N1	11-OCT-2002 03:57:01	Bright	56.000	174	52Psi UMa	3.0040	4400.0	112	3207	No
74	GOM_NL__2PRFIN20021011_040416_000000942010_00147_03207_2426.N1	11-OCT-2002 04:04:16	Bright	94.000	17	78Bet Gem	1.1610	4500.0	188	3207	No
75	GOM_NL__2PRFIN20021011_040701_000000482010_00147_03207_2427.N1	11-OCT-2002 04:07:01	Bright	48.000	22	32Alp Leo	1.3600	15200.	96	3207	No
76	GOM_NL__2PRFIN20021011_041402_000000602010_00147_03207_2428.N1	11-OCT-2002 04:14:02	Twilight	60.000	48	30Alp Hya	1.9770	4100.0	120	3207	No
77	GOM_NL__2PRFIN20021011_041612_000001212010_00147_03207_2429.N1	11-OCT-2002 04:16:12	Dark	120.50	8	10Alp CMi	0.40000	6500.0	241	3207	No
78	GOM_NL__2PRFIN20021011_042639_000000562010_00147_03207_2430.N1	11-OCT-2002 04:26:39	Dark	56.000	34	Gam2Vel	1.7930	23000.	112	3207	No
79	GOM_NL__2PRFIN20021011_042841_000000752010_00148_03208_9123.N1	11-OCT-2002 04:28:41	Dark	74.500	23	21Eps CMa	1.5020	26000.	149	3208	No
80	GOM_NL__2PRFIN20021011_043235_000000812010_00148_03208_9124.N1	11-OCT-2002 04:32:35	Dark	80.500	177	1Zet CMa	3.0220	26000.	161	3208	No
81	GOM_NL__2PRFIN20021011_043607_000000792010_00148_03208_9125.N1	11-OCT-2002 04:36:07	Dark	79.000	108	Alp Col	2.6520	15200.	158	3208	No
82	GOM_NL__2PRFIN20021011_044032_000000462010_00148_03208_9126.N1	11-OCT-2002 04:40:32	Dark	46.000	143	Alp Hyi	2.8570	7200.0	92	3208	No
83	GOM_NL__2PRFIN20021011_044159_000000592010_00148_03208_9127.N1	11-OCT-2002 04:41:59	Dark	58.500	9	Alp Eri	0.45300	24000.	117	3208	No
84	GOM_NL__2PRFIN20021011_044416_000000552010_00148_03208_9128.N1	11-OCT-2002 04:44:16	Straylight	54.500	157	The1Eri	2.9060	9300.0	109	3208	No
85	GOM_NL__2PRFIN20021011_044707_000000532010_00148_03208_9129.N1	11-OCT-2002 04:47:07	Straylight	52.500	84	Alp Phe	2.3970	4500.0	105	3208	No
86	GOM_NL__2PRFIN20021011_045134_000000532010_00148_03208_9130.N1	11-OCT-2002 04:51:34	Straylight	52.500	18	24Alp PsA	1.1660	9700.0	105	3208	No
87	GOM_NL__2PRFIN20021011_045346_000000532010_00148_03208_9131.N1	11-OCT-2002 04:53:46	Straylight	53.000	52	16Bet Cet	2.0370	4500.0	106	3208	No
88	GOM_NL__2PRFIN20021011_050336_000000452010_00148_03208_9132.N1	11-OCT-2002 05:03:36	Bright	44.500	140	88Gam Peg	2.8340	26000.	89	3208	No
89	GOM_NL__2PRFIN20021011_050727_000000442010_00148_03208_9133.N1	11-OCT-2002 05:07:27	Bright	43.500	93	53Bet Peg	2.5200	3100.0	87	3208	No
90	GOM_NL__2PRFIN20021011_051028_000000502010_00148_03208_9134.N1	11-OCT-2002 05:10:28	Bright	50.000	53	43Bet And	2.0480	3300.0	100	3208	No
91	GOM_NL__2PRFIN20021011_051234_000000602010_00148_03208_9135.N1	11-OCT-2002 05:12:34	Bright	60.000	173	4Bet Tri	3.0040	8900.0	120	3208	No
92	GOM_NL__2PRFIN20021011_052719_000000442010_00148_03208_2434.N1	11-OCT-2002 05:27:19	Bright	44.000	60	7Bet UMi	2.0810	3950.0	88	3208	No
93	GOM_NL__2PRFIN20021011_052941_000001042010_00148_03208_2435.N1	11-OCT-2002 05:29:41	Bright	104.00	6	13Alp Aur	0.080000	3400.0	208	3208	No
94	GOM_NL__2PRFIN20021011_053246_000000462010_00148_03208_2436.N1	11-OCT-2002 05:32:46	Bright	46.000	36	50Alp UMa	1.8000	6300.0	92	3208	No
95	GOM_NL__2PRFIN20021011_053418_000000442010_00148_03208_2437.N1	11-OCT-2002 05:34:18	Bright	44.000	82	48Bet UMa	2.3650	10600.	88	3208	No
96	GOM_NL__2PRFIN20021011_053738_000000582010_00148_03208_2438.N1	11-OCT-2002 05:37:38	Bright	58.000	174	52Psi UMa	3.0040	4400.0	116	3208	No
97	GOM_NL__2PRFIN20021011_054453_000000952010_00148_03208_2439.N1	11-OCT-2002 05:44:53	Bright	95.000	17	78Bet Gem	1.1610	4500.0	190	3208	No
98	GOM_NL__2PRFIN20021011_054737_000000482010_00148_03208_2440.N1	11-OCT-2002 05:47:37	Bright	48.000	22	32Alp Leo	1.3600	15200.	96	3208	No
99	GOM_NL__2PRFIN20021011_055438_000000612010_00148_03208_2441.N1	11-OCT-2002 05:54:38	Twilight	60.500	48	30Alp Hya	1.9770	4100.0	121	3208	No
100	GOM_NL__2PRFIN20021011_055650_000001172010_00148_03208_2442.N1	11-OCT-2002 05:56:50	Dark	117.00	8	10Alp CMi	0.40000	6500.0	234	3208	No
101	GOM_NL__2PRFIN20021011_060716_000000512010_00148_03208_2443.N1	11-OCT-2002 06:07:16	Dark	51.000	34	Gam2Vel	1.7930	23000.	102	3208	No

102	GOM_NL__2PRFIN20021011_060919_000000732010_00149_03209_2422.N1	11-OCT-2002 06:09:19	Dark	73.000	23	21Eps CMa	1.5020	26000.	146	3209	No
103	GOM_NL__2PRFIN20021011_061313_000000802010_00149_03209_2423.N1	11-OCT-2002 06:13:13	Dark	79.500	177	1Zet CMa	3.0220	26000.	159	3209	No
104	GOM_NL__2PRFIN20021011_061645_000000782010_00149_03209_2424.N1	11-OCT-2002 06:16:45	Dark	77.500	108	Alp Col	2.6520	15200.	155	3209	No
105	GOM_NL__2PRFIN20021011_062108_000000462010_00149_03209_2425.N1	11-OCT-2002 06:21:08	Dark	46.000	143	Alp Hyi	2.8570	7200.0	92	3209	No
106	GOM_NL__2PRFIN20021011_062235_000000512010_00149_03209_2426.N1	11-OCT-2002 06:22:35	Dark	51.000	9	Alp Eri	0.45300	24000.	102	3209	No
107	GOM_NL__2PRFIN20021011_062452_000000552010_00149_03209_2427.N1	11-OCT-2002 06:24:52	Straylight	54.500	157	The1Eri	2.9060	9300.0	109	3209	No
108	GOM_NL__2PRFIN20021011_062743_000000472010_00149_03209_2428.N1	11-OCT-2002 06:27:43	Straylight	46.500	84	Alp Phe	2.3970	4500.0	93	3209	No
109	GOM_NL__2PRFIN20021011_063210_000000492010_00149_03209_2429.N1	11-OCT-2002 06:32:10	Straylight	48.500	18	24Alp PsA	1.1660	9700.0	97	3209	No
110	GOM_NL__2PRFIN20021011_063422_000000552010_00149_03209_2430.N1	11-OCT-2002 06:34:22	Straylight	55.000	52	16Bet Cet	2.0370	4500.0	110	3209	No
111	GOM_NL__2PRFIN20021011_064412_000000442010_00149_03209_2431.N1	11-OCT-2002 06:44:12	Bright	44.000	140	88Gam Peg	2.8340	26000.	88	3209	No
112	GOM_NL__2PRFIN20021011_064803_000000452010_00149_03209_2432.N1	11-OCT-2002 06:48:03	Bright	44.500	93	53Bet Peg	2.5200	3100.0	89	3209	No
113	GOM_NL__2PRFIN20021011_065104_000000512010_00149_03209_2433.N1	11-OCT-2002 06:51:04	Bright	50.500	53	43Bet And	2.0480	3300.0	101	3209	No
114	GOM_NL__2PRFIN20021011_065309_000000592010_00149_03209_2434.N1	11-OCT-2002 06:53:09	Bright	59.000	173	4Bet Tri	3.0040	8900.0	118	3209	No
115	GOM_NL__2PRFIN20021011_065455_000000582010_00149_03209_2435.N1	11-OCT-2002 06:54:55	Bright	57.500	73	57Gam1And	2.2600	13100.	115	3209	No
116	GOM_NL__2PRFIN20021011_065648_000000452010_00149_03209_2436.N1	11-OCT-2002 06:56:48	Bright	45.000	74	11Bet Cas	2.2680	6600.0	90	3209	No
117	GOM_NL__2PRFIN20021011_065814_000000492010_00149_03209_2437.N1	11-OCT-2002 06:58:14	Bright	48.500	110	37Del Cas	2.6780	8900.0	97	3209	No
118	GOM_NL__2PRFIN20021011_070021_000000592010_00149_03209_2438.N1	11-OCT-2002 07:00:21	Bright	59.000	160	23Gam Per	2.9300	4700.0	118	3209	No
119	GOM_NL__2PRFIN20021011_070207_000000662010_00149_03209_2439.N1	11-OCT-2002 07:02:07	Bright	65.500	175	39Del Per	3.0100	19400.	131	3209	No
120	GOM_NL__2PRFIN20021011_070512_000000442010_00149_03209_2440.N1	11-OCT-2002 07:05:12	Bright	43.500	49	1Alp UMi	1.9900	6300.0	87	3209	No
121	GOM_NL__2PRFIN20021011_070755_000000452010_00149_03209_2441.N1	11-OCT-2002 07:07:55	Bright	44.500	60	7Bet UMi	2.0810	3950.0	89	3209	No
122	GOM_NL__2PRFIN20021011_071015_000000982010_00149_03209_2442.N1	11-OCT-2002 07:10:15	Bright	98.000	6	13Alp Aur	0.080000	3400.0	196	3209	No
123	GOM_NL__2PRFIN20021011_071322_000000442010_00149_03209_2443.N1	11-OCT-2002 07:13:22	Bright	43.500	36	50Alp UMa	1.8000	6300.0	87	3209	No
124	GOM_NL__2PRFIN20021011_071455_000000422010_00149_03209_2444.N1	11-OCT-2002 07:14:55	Bright	42.000	82	48Bet UMa	2.3650	10600.	84	3209	No
125	GOM_NL__2PRFIN20021011_071814_000000412010_00149_03209_2445.N1	11-OCT-2002 07:18:14	Bright	41.000	174	52Psi UMa	3.0040	4400.0	82	3209	No
126	GOM_NL__2PRFIN20021011_072529_000000982010_00149_03209_2446.N1	11-OCT-2002 07:25:29	Bright	97.500	17	78Bet Gem	1.1610	4500.0	195	3209	No
127	GOM_NL__2PRFIN20021011_072813_000000552010_00149_03209_2447.N1	11-OCT-2002 07:28:13	Bright	55.000	22	32Alp Leo	1.3600	15200.	110	3209	No
128	GOM_NL__2PRFIN20021011_073515_000000602010_00149_03209_2448.N1	11-OCT-2002 07:35:15	Twilight	59.500	48	30Alp Hya	1.9770	4100.0	119	3209	No
129	GOM_NL__2PRFIN20021011_073728_000001202010_00149_03209_2449.N1	11-OCT-2002 07:37:28	Dark	119.50	8	10Alp CMi	0.40000	6500.0	239	3209	No
130	GOM_NL__2PRFIN20021011_074752_000000502010_00149_03209_2450.N1	11-OCT-2002 07:47:52	Dark	50.000	34	Gam2Vel	1.7930	23000.	100	3209	No
131	GOM_NL__2PRFIN20021011_074957_000000742010_00150_03210_2423.N1	11-OCT-2002 07:49:57	Dark	73.500	23	21Eps CMa	1.5020	26000.	147	3210	No
132	GOM_NL__2PRFIN20021011_075351_000000822010_00150_03210_2424.N1	11-OCT-2002 07:53:51	Dark	81.500	177	1Zet CMa	3.0220	26000.	163	3210	No
133	GOM_NL__2PRFIN20021011_075722_000000782010_00150_03210_2425.N1	11-OCT-2002 07:57:22	Dark	77.500	108	Alp Col	2.6520	15200.	155	3210	No
134	GOM_NL__2PRFIN20021011_080145_000000462010_00150_03210_2426.N1	11-OCT-2002 08:01:45	Dark	46.000	143	Alp Hyi	2.8570	7200.0	92	3210	No
135	GOM_NL__2PRFIN20021011_080312_000000582010_00150_03210_2427.N1	11-OCT-2002 08:03:12	Dark	57.500	9	Alp Eri	0.45300	24000.	115	3210	No
136	GOM_NL__2PRFIN20021011_080528_000000562010_00150_03210_2428.N1	11-OCT-2002 08:05:28	Straylight	56.000	157	The1Eri	2.9060	9300.0	112	3210	No
137	GOM_NL__2PRFIN20021011_080819_000000482010_00150_03210_2429.N1	11-OCT-2002 08:08:19	Straylight	47.500	84	Alp Phe	2.3970	4500.0	95	3210	No
138	GOM_NL__2PRFIN20021011_081458_000000542010_00150_03210_2430.N1	11-OCT-2002 08:14:58	Straylight	53.500	52	16Bet Cet	2.0370	4500.0	107	3210	No
139	GOM_NL__2PRFIN20021011_082448_000000442010_00150_03210_2431.N1	11-OCT-2002 08:24:48	Bright	43.500	140	88Gam Peg	2.8340	26000.	87	3210	No
140	GOM_NL__2PRFIN20021011_082839_000000432010_00150_03210_2432.N1	11-OCT-2002 08:28:39	Bright	43.000	93	53Bet Peg	2.5200	3100.0	86	3210	No
141	GOM_NL__2PRFIN20021011_083140_000000492010_00150_03210_2433.N1	11-OCT-2002 08:31:40	Bright	49.000	53	43Bet And	2.0480	3300.0	98	3210	No
142	GOM_NL__2PRFIN20021011_083345_000000592010_00150_03210_2434.N1	11-OCT-2002 08:33:45	Bright	59.000	173	4Bet Tri	3.0040	8900.0	118	3210	No
143	GOM_NL__2PRFIN20021011_083530_000000552010_00150_03210_2435.N1	11-OCT-2002 08:35:30	Bright	55.000	73	57Gam1And	2.2600	13100.	110	3210	No
144	GOM_NL__2PRFIN20021011_083723_000000442010_00150_03210_2436.N1	11-OCT-2002 08:37:23	Bright	43.500	74	11Bet Cas	2.2680	6600.0	87	3210	No
145	GOM_NL__2PRFIN20021011_083850_000000472010_00150_03210_2437.N1	11-OCT-2002 08:38:50	Bright	47.000	110	37Del Cas	2.6780	8900.0	94	3210	No
146	GOM_NL__2PRFIN20021011_084056_000000582010_00150_03210_2438.N1	11-OCT-2002 08:40:56	Bright	58.000	160	23Gam Per	2.9300	4700.0	116	3210	No
147	GOM_NL__2PRFIN20021011_084241_000000662010_00150_03210_2439.N1	11-OCT-2002 08:42:41	Bright	65.500	175	39Del Per	3.0100	19400.	131	3210	No
148	GOM_NL__2PRFIN20021011_084548_000000432010_00150_03210_2440.N1	11-OCT-2002 08:45:48	Bright	43.000	49	1Alp UMi	1.9900	6300.0	86	3210	No
149	GOM_NL__2PRFIN20021011_084831_000000452010_00150_03210_2441.N1	11-OCT-2002 08:48:31	Bright	45.000	60	7Bet UMi	2.0810	3950.0	90	3210	No
150	GOM_NL__2PRFIN20021011_085050_000001012010_00150_03210_2442.N1	11-OCT-2002 08:50:50	Bright	101.00	6	13Alp Aur	0.080000	3400.0	202	3210	No
151	GOM_NL__2PRFIN20021011_085358_000000452010_00150_03210_2443.N1	11-OCT-2002 08:53:58	Bright	45.000	36	50Alp UMa	1.8000	6300.0	90	3210	No
152	GOM_NL__2PRFIN20021011_085531_000000442010_00150_03210_2444.N1	11-OCT-2002 08:55:31	Bright	43.500	82	48Bet UMa	2.3650	10600.	87	3210	No
153	GOM_NL__2PRFIN20021011_085851_000000432010_00150_03210_2445.N1	11-OCT-2002 08:58:51	Bright	43.000	174	52Psi UMa	3.0040	4400.0	86	3210	No
154	GOM_NL__2PRFIN20021011_090606_000000942010_00150_03210_2446.N1	11-OCT-2002 09:06:06	Bright	94.000	17	78Bet Gem	1.1610	4500.0	188	3210	No
155	GOM_NL__2PRFIN20021011_090850_000000452010_00150_03210_2447.N1	11-OCT-2002 09:08:50	Bright	44.500	22	32Alp Leo	1.3600	15200.	89	3210	No
156	GOM_NL__2PRFIN20021011_091552_000000602010_00150_03210_2448.N1	11-OCT-2002 09:15:52	Dark	59.500	48	30Alp Hya	1.9770	4100.0	119	3210	No
157	GOM_NL__2PRFIN20021011_091805_000001222010_00150_03210_2449.N1	11-OCT-2002 09:18:05	Dark	122.00	8	10Alp CMi	0.40000	6500.0	244	3210	No
158	GOM_NL__2PRFIN20021011_092529_000000592010_00150_03210_2450.N1	11-OCT-2002 09:25:29	Dark	58.500	65	Lam Vel	2.2040	4400.0	117	3210	No
159	GOM_NL__2PRFIN20021011_092949_000000642010_00151_03211_2421.N1	11-OCT-2002 09:29:49	Dark	63.500	117	Pi Pup	2.7060	3800.0	127	3211	No
160	GOM_NL__2PRFIN20021011_093429_000000812010_00151_03211_2422.N1	11-OCT-2002 09:34:29	Dark	80.500	177	1Zet CMa	3.0220	26000.	161	3211	No

161	GOM_NL__2PRFIN20021011_093800_000000802010_00151_03211_2423.N1	11-OCT-2002 09:38:00	Dark	79.500	108	Alp Col	2.6520	15200.	159	3211	No
162	GOM_NL__2PRFIN20021011_094221_000000482010_00151_03211_2424.N1	11-OCT-2002 09:42:21	Dark	48.000	143	Alp Hyi	2.8570	7200.0	96	3211	No
163	GOM_NL__2PRFIN20021011_094348_000000462010_00151_03211_2425.N1	11-OCT-2002 09:43:48	Dark	46.000	9	Alp Eri	0.45300	24000.	92	3211	No
164	GOM_NL__2PRFIN20021011_094605_000000562010_00151_03211_2426.N1	11-OCT-2002 09:46:05	Straylight	56.000	157	The1Eri	2.9060	9300.0	112	3211	No
165	GOM_NL__2PRFIN20021011_094855_000000492010_00151_03211_2427.N1	11-OCT-2002 09:48:55	Straylight	49.000	84	Alp Phe	2.3970	4500.0	98	3211	No
166	GOM_NL__2PRFIN20021011_095534_000000532010_00151_03211_2428.N1	11-OCT-2002 09:55:34	Straylight	52.500	52	16Bet Cet	2.0370	4500.0	105	3211	No
167	GOM_NL__2PRFIN20021011_100524_000000442010_00151_03211_2429.N1	11-OCT-2002 10:05:24	Bright	43.500	140	88Gam Peg	2.8340	26000.	87	3211	No
168	GOM_NL__2PRFIN20021011_100915_000000432010_00151_03211_2430.N1	11-OCT-2002 10:09:15	Bright	42.500	93	53Bet Peg	2.5200	3100.0	85	3211	No
169	GOM_NL__2PRFIN20021011_101215_000000522010_00151_03211_2431.N1	11-OCT-2002 10:12:15	Bright	52.000	53	43Bet And	2.0480	3300.0	104	3211	No
170	GOM_NL__2PRFIN20021011_101420_000000582010_00151_03211_2432.N1	11-OCT-2002 10:14:20	Bright	58.000	173	4Bet Tri	3.0040	8900.0	116	3211	No
171	GOM_NL__2PRFIN20021011_101605_000000582010_00151_03211_2433.N1	11-OCT-2002 10:16:05	Bright	57.500	73	57Gam1And	2.2600	13100.	115	3211	No
172	GOM_NL__2PRFIN20021011_101759_000000452010_00151_03211_2434.N1	11-OCT-2002 10:17:59	Bright	44.500	74	11Bet Cas	2.2680	6600.0	89	3211	No
173	GOM_NL__2PRFIN20021011_101926_000000472010_00151_03211_2435.N1	11-OCT-2002 10:19:26	Bright	46.500	110	37Del Cas	2.6780	8900.0	93	3211	No
174	GOM_NL__2PRFIN20021011_102131_000000582010_00151_03211_2436.N1	11-OCT-2002 10:21:31	Bright	58.000	160	23Gam Per	2.9300	4700.0	116	3211	No
175	GOM_NL__2PRFIN20021011_102317_000000672010_00151_03211_2437.N1	11-OCT-2002 10:23:17	Bright	66.500	175	39Del Per	3.0100	19400.	133	3211	No
176	GOM_NL__2PRFIN20021011_102624_000000442010_00151_03211_2438.N1	11-OCT-2002 10:26:24	Bright	43.500	49	1Alp UMi	1.9900	6300.0	87	3211	No
177	GOM_NL__2PRFIN20021011_102908_000000442010_00151_03211_2439.N1	11-OCT-2002 10:29:08	Bright	43.500	60	7Bet UMi	2.0810	3950.0	87	3211	No
178	GOM_NL__2PRFIN20021011_103125_000000932010_00151_03211_2440.N1	11-OCT-2002 10:31:25	Bright	92.500	6	13Alp Aur	0.080000	3400.0	185	3211	No
179	GOM_NL__2PRFIN20021011_103434_000000432010_00151_03211_2441.N1	11-OCT-2002 10:34:34	Bright	43.000	36	50Alp UMa	1.8000	6300.0	86	3211	No
180	GOM_NL__2PRFIN20021011_103607_000000422010_00151_03211_2442.N1	11-OCT-2002 10:36:07	Bright	41.500	82	48Bet UMa	2.3650	10600.	83	3211	No
181	GOM_NL__2PRFIN20021011_103927_000000432010_00151_03211_2443.N1	11-OCT-2002 10:39:27	Bright	42.500	174	52Psi UMa	3.0040	4400.0	85	3211	No
182	GOM_NL__2PRFIN20021011_104642_000001022010_00151_03211_2444.N1	11-OCT-2002 10:46:42	Bright	102.00	17	78Bet Gem	1.1610	4500.0	204	3211	No
183	GOM_NL__2PRFIN20021011_104926_000000482010_00151_03211_2445.N1	11-OCT-2002 10:49:26	Bright	48.000	22	32Alp Leo	1.3600	15200.	96	3211	No
184	GOM_NL__2PRFIN20021011_105628_000000572010_00151_03211_2446.N1	11-OCT-2002 10:56:28	Dark	57.000	48	30Alp Hya	1.9770	4100.0	114	3211	No
185	GOM_NL__2PRFIN20021011_105843_000001462010_00151_03211_2447.N1	11-OCT-2002 10:58:43	Dark	146.00	8	10Alp CMi	0.40000	6500.0	292	3211	No
186	GOM_NL__2PRFIN20021011_110606_000000602010_00151_03211_2448.N1	11-OCT-2002 11:06:06	Dark	59.500	65	Lam Vel	2.2040	4400.0	119	3211	No
187	GOM_NL__2PRFIN20021011_111026_000000622010_00152_03212_2422.N1	11-OCT-2002 11:10:26	Dark	61.500	117	Pi Pup	2.7060	3800.0	123	3212	No
188	GOM_NL__2PRFIN20021011_111506_000000772010_00152_03212_2423.N1	11-OCT-2002 11:15:06	Dark	77.000	177	1Zet CMa	3.0220	26000.	154	3212	No
189	GOM_NL__2PRFIN20021011_111837_000000772010_00152_03212_2424.N1	11-OCT-2002 11:18:37	Dark	77.000	108	Alp Col	2.6520	15200.	154	3212	No
190	GOM_NL__2PRFIN20021011_112257_000000462010_00152_03212_2425.N1	11-OCT-2002 11:22:57	Dark	45.500	143	Alp Hyi	2.8570	7200.0	91	3212	No
191	GOM_NL__2PRFIN20021011_112424_000000492010_00152_03212_2426.N1	11-OCT-2002 11:24:24	Dark	48.500	9	Alp Eri	0.45300	24000.	97	3212	No
192	GOM_NL__2PRFIN20021011_112642_000000542010_00152_03212_2427.N1	11-OCT-2002 11:26:42	Straylight	54.000	157	The1Eri	2.9060	9300.0	108	3212	No
193	GOM_NL__2PRFIN20021011_112932_000000492010_00152_03212_2428.N1	11-OCT-2002 11:29:32	Straylight	49.000	84	Alp Phe	2.3970	4500.0	98	3212	No
194	GOM_NL__2PRFIN20021011_113611_000000542010_00152_03212_2429.N1	11-OCT-2002 11:36:11	Straylight	54.000	52	16Bet Cet	2.0370	4500.0	108	3212	No
195	GOM_NL__2PRFIN20021011_114600_000000452010_00152_03212_2430.N1	11-OCT-2002 11:46:00	Bright	44.500	140	88Gam Peg	2.8340	26000.	89	3212	No
196	GOM_NL__2PRFIN20021011_114952_000000432010_00152_03212_2431.N1	11-OCT-2002 11:49:52	Bright	42.500	93	53Bet Peg	2.5200	3100.0	85	3212	No
197	GOM_NL__2PRFIN20021011_115251_000000502010_00152_03212_2432.N1	11-OCT-2002 11:52:51	Bright	50.000	53	43Bet And	2.0480	3300.0	100	3212	No
198	GOM_NL__2PRFIN20021011_115455_000000572010_00152_03212_2433.N1	11-OCT-2002 11:54:55	Bright	57.000	173	4Bet Tri	3.0040	8900.0	114	3212	No
199	GOM_NL__2PRFIN20021011_115641_000000562010_00152_03212_2434.N1	11-OCT-2002 11:56:41	Bright	55.500	73	57Gam1And	2.2600	13100.	111	3212	No
200	GOM_NL__2PRFIN20021011_115835_000000442010_00152_03212_2435.N1	11-OCT-2002 11:58:35	Bright	44.000	74	11Bet Cas	2.2680	6600.0	88	3212	No
201	GOM_NL__2PRFIN20021011_120002_000000482010_00152_03212_2436.N1	11-OCT-2002 12:00:02	Bright	48.000	110	37Del Cas	2.6780	8900.0	96	3212	No
202	GOM_NL__2PRFIN20021011_120206_000000592010_00152_03212_2437.N1	11-OCT-2002 12:02:06	Bright	59.000	160	23Gam Per	2.9300	4700.0	118	3212	No
203	GOM_NL__2PRFIN20021011_120700_000000432010_00152_03212_2438.N1	11-OCT-2002 12:07:00	Bright	43.000	49	1Alp UMi	1.9900	6300.0	86	3212	No
204	GOM_NL__2PRFIN20021011_120944_000000452010_00152_03212_2439.N1	11-OCT-2002 12:09:44	Bright	44.500	60	7Bet UMi	2.0810	3950.0	89	3212	No
205	GOM_NL__2PRFIN20021011_121159_000001072010_00152_03212_2440.N1	11-OCT-2002 12:11:59	Bright	107.00	6	13Alp Aur	0.080000	3400.0	214	3212	No
206	GOM_NL__2PRFIN20021011_121511_000000452010_00152_03212_2441.N1	11-OCT-2002 12:15:11	Bright	44.500	36	50Alp UMa	1.8000	6300.0	89	3212	No
207	GOM_NL__2PRFIN20021011_121643_000000412010_00152_03212_2442.N1	11-OCT-2002 12:16:43	Bright	40.500	82	48Bet UMa	2.3650	10600.	81	3212	No
208	GOM_NL__2PRFIN20021011_122003_000000412010_00152_03212_2443.N1	11-OCT-2002 12:20:03	Bright	40.500	174	52Psi UMa	3.0040	4400.0	81	3212	No
209	GOM_NL__2PRFIN20021011_122718_000001012010_00152_03212_2444.N1	11-OCT-2002 12:27:18	Bright	101.00	17	78Bet Gem	1.1610	4500.0	202	3212	No
210	GOM_NL__2PRFIN20021011_123002_000000472010_00152_03212_2445.N1	11-OCT-2002 12:30:02	Bright	47.000	22	32Alp Leo	1.3600	15200.	94	3212	No
211	GOM_NL__2PRFIN20021011_123705_000000652010_00152_03212_2446.N1	11-OCT-2002 12:37:05	Dark	64.500	48	30Alp Hya	1.9770	4100.0	129	3212	No
212	GOM_NL__2PRFIN20021011_123921_000001302010_00152_03212_2447.N1	11-OCT-2002 12:39:21	Dark	129.50	8	10Alp CMi	0.40000	6500.0	259	3212	No
213	GOM_NL__2PRFIN20021011_124643_000000542010_00152_03212_2448.N1	11-OCT-2002 12:46:43	Dark	53.500	65	Lam Vel	2.2040	4400.0	107	3212	No
214	GOM_NL__2PRFIN20021011_125104_000000632010_00153_03213_9143.N1	11-OCT-2002 12:51:04	Dark	62.500	117	Pi Pup	2.7060	3800.0	125	3213	No
215	GOM_NL__2PRFIN20021011_125544_000000802010_00153_03213_9144.N1	11-OCT-2002 12:55:44	Dark	80.000	177	1Zet CMa	3.0220	26000.	160	3213	No
216	GOM_NL__2PRFIN20021011_125915_000000792010_00153_03213_9145.N1	11-OCT-2002 12:59:15	Dark	78.500	108	Alp Col	2.6520	15200.	157	3213	No
217	GOM_NL__2PRFIN20021011_130334_000000452010_00153_03213_9146.N1	11-OCT-2002 13:03:34	Dark	44.500	143	Alp Hyi	2.8570	7200.0	89	3213	No
218	GOM_NL__2PRFIN20021011_130501_000000542010_00153_03213_9147.N1	11-OCT-2002 13:05:01	Dark	53.500	9	Alp Eri	0.45300	24000.	107	3213	No
219	GOM_NL__2PRFIN20021011_130718_000000562010_00153_03213_9148.N1	11-OCT-2002 13:07:18	Straylight	56.000	157	The1Eri	2.9060	9300.0	112	3213	No

220	GOM_NL__2PRFIN20021011_131008_000000482010_00153_03213_9149.N1	11-OCT-2002 13:10:08	Straylight	48.000	84	Alp Phe	2.3970	4500.0	96	3213	No
221	GOM_NL__2PRFIN20021011_131647_000000522010_00153_03213_2428.N1	11-OCT-2002 13:16:47	Straylight	52.000	52	16Bet Cet	2.0370	4500.0	104	3213	No
222	GOM_NL__2PRFIN20021011_132636_000000442010_00153_03213_2429.N1	11-OCT-2002 13:26:36	Bright	43.500	140	88Gam Peg	2.8340	26000.	87	3213	No
223	GOM_NL__2PRFIN20021011_133028_000000432010_00153_03213_2430.N1	11-OCT-2002 13:30:28	Bright	42.500	93	53Bet Peg	2.5200	3100.0	85	3213	No
224	GOM_NL__2PRFIN20021011_133327_000000492010_00153_03213_2431.N1	11-OCT-2002 13:33:27	Bright	48.500	53	43Bet And	2.0480	3300.0	97	3213	No
225	GOM_NL__2PRFIN20021011_133530_000000582010_00153_03213_2432.N1	11-OCT-2002 13:35:30	Bright	58.000	173	4Bet Tri	3.0040	8900.0	116	3213	No
226	GOM_NL__2PRFIN20021011_133716_000000572010_00153_03213_2433.N1	11-OCT-2002 13:37:16	Bright	57.000	73	57Gam1And	2.2600	13100.	114	3213	No
227	GOM_NL__2PRFIN20021011_133911_000000452010_00153_03213_2434.N1	11-OCT-2002 13:39:11	Bright	44.500	74	11Bet Cas	2.2680	6600.0	89	3213	No
228	GOM_NL__2PRFIN20021011_134038_000000462010_00153_03213_2435.N1	11-OCT-2002 13:40:38	Bright	45.500	110	37Del Cas	2.6780	8900.0	91	3213	No
229	GOM_NL__2PRFIN20021011_134241_000000542010_00153_03213_2436.N1	11-OCT-2002 13:42:41	Bright	54.000	160	23Gam Per	2.9300	4700.0	108	3213	No
230	GOM_NL__2PRFIN20021011_134426_000000662010_00153_03213_2437.N1	11-OCT-2002 13:44:26	Bright	65.500	175	39Del Per	3.0100	19400.	131	3213	No
231	GOM_NL__2PRFIN20021011_134736_000000422010_00153_03213_2438.N1	11-OCT-2002 13:47:36	Bright	41.500	49	1Alp UMi	1.9900	6300.0	83	3213	No
232	GOM_NL__2PRFIN20021011_135020_000000412010_00153_03213_2439.N1	11-OCT-2002 13:50:20	Bright	41.000	60	7Bet UMi	2.0810	3950.0	82	3213	No
233	GOM_NL__2PRFIN20021011_135234_000000972010_00153_03213_2440.N1	11-OCT-2002 13:52:34	Bright	97.000	6	13Alp Aur	0.080000	3400.0	194	3213	No
234	GOM_NL__2PRFIN20021011_135547_000000432010_00153_03213_2441.N1	11-OCT-2002 13:55:47	Bright	42.500	36	50Alp UMa	1.8000	6300.0	85	3213	No
235	GOM_NL__2PRFIN20021011_135719_000000402010_00153_03213_2442.N1	11-OCT-2002 13:57:19	Bright	40.000	82	48Bet UMa	2.3650	10600.	80	3213	No
236	GOM_NL__2PRFIN20021011_140039_000000422010_00153_03213_2443.N1	11-OCT-2002 14:00:39	Bright	42.000	174	52Psi UMa	3.0040	4400.0	84	3213	No
237	GOM_NL__2PRFIN20021011_140754_000000972010_00153_03213_2444.N1	11-OCT-2002 14:07:54	Bright	97.000	17	78Bet Gem	1.1610	4500.0	194	3213	No
238	GOM_NL__2PRFIN20021011_141039_000000622010_00153_03213_2445.N1	11-OCT-2002 14:10:39	Bright	62.000	22	32Alp Leo	1.3600	15200.	124	3213	No
239	GOM_NL__2PRFIN20021011_141742_000000592010_00153_03213_2446.N1	11-OCT-2002 14:17:42	Dark	59.000	48	30Alp Hya	1.9770	4100.0	118	3213	No
240	GOM_NL__2PRFIN20021011_141959_000001252010_00153_03213_2447.N1	11-OCT-2002 14:19:59	Dark	125.00	8	10Alp CMi	0.40000	6500.0	250	3213	No
241	GOM_NL__2PRFIN20021011_142719_000000482010_00153_03213_2448.N1	11-OCT-2002 14:27:19	Dark	48.000	65	Lam Vel	2.2040	4400.0	96	3213	No
242	GOM_NL__2PRFIN20021011_143141_000000762010_00154_03214_2422.N1	11-OCT-2002 14:31:41	Dark	76.000	117	Pi Pup	2.7060	3800.0	152	3214	No
243	GOM_NL__2PRFIN20021011_143621_000000822010_00154_03214_2423.N1	11-OCT-2002 14:36:21	Dark	82.000	177	1Zet CMa	3.0220	26000.	164	3214	No
244	GOM_NL__2PRFIN20021011_143952_000000772010_00154_03214_2424.N1	11-OCT-2002 14:39:52	Dark	76.500	108	Alp Col	2.6520	15200.	153	3214	No
245	GOM_NL__2PRFIN20021011_144410_000000452010_00154_03214_2425.N1	11-OCT-2002 14:44:10	Dark	44.500	143	Alp Hyi	2.8570	7200.0	89	3214	No
246	GOM_NL__2PRFIN20021011_144537_000000542010_00154_03214_2426.N1	11-OCT-2002 14:45:37	Dark	54.000	9	Alp Eri	0.45300	24000.	108	3214	No
247	GOM_NL__2PRFIN20021011_144755_000000552010_00154_03214_2427.N1	11-OCT-2002 14:47:55	Straylight	54.500	157	The1Eri	2.9060	9300.0	109	3214	No
248	GOM_NL__2PRFIN20021011_145044_000000482010_00154_03214_2428.N1	11-OCT-2002 14:50:44	Straylight	48.000	84	Alp Phe	2.3970	4500.0	96	3214	No
249	GOM_NL__2PRFIN20021011_145723_000000532010_00154_03214_9137.N1	11-OCT-2002 14:57:23	Straylight	53.000	52	16Bet Cet	2.0370	4500.0	106	3214	No
250	GOM_NL__2PRFIN20021011_150712_000000442010_00154_03214_9138.N1	11-OCT-2002 15:07:12	Bright	44.000	140	88Gam Peg	2.8340	26000.	88	3214	No
251	GOM_NL__2PRFIN20021011_151104_000000452010_00154_03214_9139.N1	11-OCT-2002 15:11:04	Bright	45.000	93	53Bet Peg	2.5200	3100.0	90	3214	No
252	GOM_NL__2PRFIN20021011_151401_000000542010_00154_03214_9140.N1	11-OCT-2002 15:14:01	Bright	53.500	53	43Bet And	2.0480	3300.0	107	3214	No
253	GOM_NL__2PRFIN20021011_151604_000000602010_00154_03214_9141.N1	11-OCT-2002 15:16:04	Bright	59.500	173	4Bet Tri	3.0040	8900.0	119	3214	No
254	GOM_NL__2PRFIN20021011_151749_000000582010_00154_03214_9142.N1	11-OCT-2002 15:17:49	Bright	57.500	73	57Gam1And	2.2600	13100.	115	3214	No
255	GOM_NL__2PRFIN20021011_151943_000000482010_00154_03214_9143.N1	11-OCT-2002 15:19:43	Bright	47.500	74	11Bet Cas	2.2680	6600.0	95	3214	No
256	GOM_NL__2PRFIN20021011_152111_000000492010_00154_03214_9144.N1	11-OCT-2002 15:21:11	Bright	48.500	110	37Del Cas	2.6780	8900.0	97	3214	No
257	GOM_NL__2PRFIN20021011_152315_000000592010_00154_03214_9145.N1	11-OCT-2002 15:23:15	Bright	59.000	160	23Gam Per	2.9300	4700.0	118	3214	No
258	GOM_NL__2PRFIN20021011_152500_000000682010_00154_03214_9146.N1	11-OCT-2002 15:25:00	Bright	67.500	175	39Del Per	3.0100	19400.	135	3214	No
259	GOM_NL__2PRFIN20021011_152810_000000452010_00154_03214_9147.N1	11-OCT-2002 15:28:10	Bright	45.000	49	1Alp UMi	1.9900	6300.0	90	3214	No
260	GOM_NL__2PRFIN20021011_153055_000000432010_00154_03214_9148.N1	11-OCT-2002 15:30:55	Bright	43.000	60	7Bet UMi	2.0810	3950.0	86	3214	No
261	GOM_NL__2PRFIN20021011_153308_000000942010_00154_03214_9149.N1	11-OCT-2002 15:33:08	Bright	93.500	6	13Alp Aur	0.080000	3400.0	187	3214	No
262	GOM_NL__2PRFIN20021011_153620_000000452010_00154_03214_9150.N1	11-OCT-2002 15:36:20	Bright	44.500	36	50Alp UMa	1.8000	6300.0	89	3214	No
263	GOM_NL__2PRFIN20021011_153751_000000442010_00154_03214_9151.N1	11-OCT-2002 15:37:51	Bright	44.000	82	48Bet UMa	2.3650	10600.	88	3214	No
264	GOM_NL__2PRFIN20021011_154111_000000582010_00154_03214_9152.N1	11-OCT-2002 15:41:11	Bright	58.000	174	52Psi UMa	3.0040	4400.0	116	3214	No
265	GOM_NL__2PRFIN20021011_154829_000000992010_00154_03214_9153.N1	11-OCT-2002 15:48:29	Bright	99.000	17	78Bet Gem	1.1610	4500.0	198	3214	No
266	GOM_NL__2PRFIN20021011_155114_000000482010_00154_03214_9154.N1	11-OCT-2002 15:51:14	Bright	47.500	22	32Alp Leo	1.3600	15200.	95	3214	No
267	GOM_NL__2PRFIN20021011_155817_000000622010_00154_03214_9155.N1	11-OCT-2002 15:58:17	Dark	61.500	48	30Alp Hya	1.9770	4100.0	123	3214	No
268	GOM_NL__2PRFIN20021011_160037_000001392010_00154_03214_9156.N1	11-OCT-2002 16:00:37	Dark	138.50	8	10Alp CMi	0.40000	6500.0	277	3214	No
269	GOM_NL__2PRFIN20021011_160754_000000552010_00154_03214_9157.N1	11-OCT-2002 16:07:54	Dark	54.500	65	Lam Vel	2.2040	4400.0	109	3214	No
270	GOM_NL__2PRFIN20021011_161216_000000722010_00155_03215_2684.N1	11-OCT-2002 16:12:16	Dark	72.000	117	Pi Pup	2.7060	3800.0	144	3215	No
271	GOM_NL__2PRFIN20021011_161503_000000572010_00155_03215_2685.N1	11-OCT-2002 16:15:03	Dark	57.000	161	Tau Pup	2.9310	4500.0	114	3215	No
272	GOM_NL__2PRFIN20021011_161658_000000832010_00155_03215_2686.N1	11-OCT-2002 16:16:58	Dark	82.500	177	1Zet CMa	3.0220	26000.	165	3215	No
273	GOM_NL__2PRFIN20021011_162029_000000772010_00155_03215_2687.N1	11-OCT-2002 16:20:29	Dark	77.000	108	Alp Col	2.6520	15200.	154	3215	No
274	GOM_NL__2PRFIN20021011_162445_000000462010_00155_03215_2688.N1	11-OCT-2002 16:24:45	Dark	46.000	143	Alp Hyi	2.8570	7200.0	92	3215	No
275	GOM_NL__2PRFIN20021011_162612_000000532010_00155_03215_2689.N1	11-OCT-2002 16:26:12	Dark	52.500	9	Alp Eri	0.45300	24000.	105	3215	No
276	GOM_NL__2PRFIN20021011_162830_000000562010_00155_03215_2690.N1	11-OCT-2002 16:28:30	Straylight	55.500	157	The1Eri	2.9060	9300.0	111	3215	No
277	GOM_NL__2PRFIN20021011_163119_000000502010_00155_03215_2691.N1	11-OCT-2002 16:31:19	Straylight	50.000	84	Alp Phe	2.3970	4500.0	100	3215	No
278	GOM_NL__2PRFIN20021011_163758_000000532010_00155_03215_2692.N1	11-OCT-2002 16:37:58	Straylight	52.500	52	16Bet Cet	2.0370	4500.0	105	3215	No

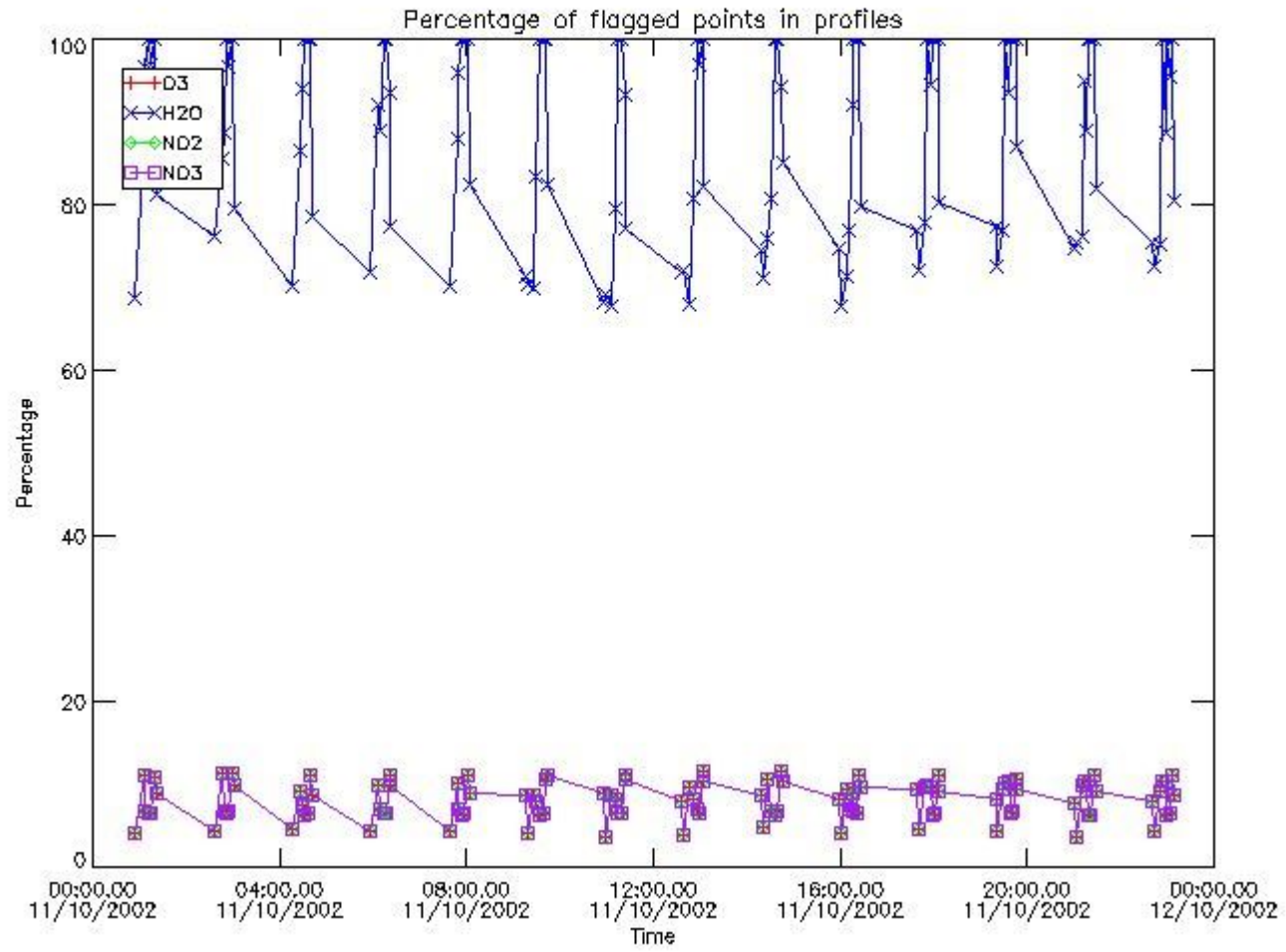
279	GOM_NL__2PRFIN20021011_164747_000000462010_00155_03215_2693.N1	11-OCT-2002 16:47:47	Bright	45.500	140	88Gam Peg	2.8340	26000.	91	3215	No
280	GOM_NL__2PRFIN20021011_165139_000000452010_00155_03215_2694.N1	11-OCT-2002 16:51:39	Bright	44.500	93	53Bet Peg	2.5200	3100.0	89	3215	No
281	GOM_NL__2PRFIN20021011_165437_000000502010_00155_03215_2695.N1	11-OCT-2002 16:54:37	Bright	50.000	53	43Bet And	2.0480	3300.0	100	3215	No
282	GOM_NL__2PRFIN20021011_165640_000000592010_00155_03215_2696.N1	11-OCT-2002 16:56:40	Bright	59.000	173	4Bet Tri	3.0040	8900.0	118	3215	No
283	GOM_NL__2PRFIN20021011_165825_000000582010_00155_03215_2697.N1	11-OCT-2002 16:58:25	Bright	58.000	73	57Gam1And	2.2600	13100.	116	3215	No
284	GOM_NL__2PRFIN20021011_170022_000000462010_00155_03215_2698.N1	11-OCT-2002 17:00:22	Bright	45.500	74	11Bet Cas	2.2680	6600.0	91	3215	No
285	GOM_NL__2PRFIN20021011_170148_000000482010_00155_03215_2699.N1	11-OCT-2002 17:01:48	Bright	48.000	110	37Del Cas	2.6780	8900.0	96	3215	No
286	GOM_NL__2PRFIN20021011_170847_000000452010_00155_03215_2700.N1	11-OCT-2002 17:08:47	Bright	44.500	49	1Alp UMi	1.9900	6300.0	89	3215	No
287	GOM_NL__2PRFIN20021011_171132_000000442010_00155_03215_2701.N1	11-OCT-2002 17:11:32	Bright	44.000	60	7Bet UMi	2.0810	3950.0	88	3215	No
288	GOM_NL__2PRFIN20021011_171343_000000972010_00155_03215_2702.N1	11-OCT-2002 17:13:43	Bright	97.000	6	13Alp Aur	0.080000	3400.0	194	3215	No
289	GOM_NL__2PRFIN20021011_171658_000000432010_00155_03215_2703.N1	11-OCT-2002 17:16:58	Bright	42.500	36	50Alp UMa	1.8000	6300.0	85	3215	No
290	GOM_NL__2PRFIN20021011_171830_000000432010_00155_03215_2704.N1	11-OCT-2002 17:18:30	Bright	42.500	82	48Bet UMa	2.3650	10600.	85	3215	No
291	GOM_NL__2PRFIN20021011_172150_000000582010_00155_03215_2705.N1	11-OCT-2002 17:21:50	Bright	58.000	174	52Psi UMa	3.0040	4400.0	116	3215	No
292	GOM_NL__2PRFIN20021011_172907_000000992010_00155_03215_2706.N1	11-OCT-2002 17:29:07	Bright	98.500	17	78Bet Gem	1.1610	4500.0	197	3215	No
293	GOM_NL__2PRFIN20021011_173150_000000482010_00155_03215_2707.N1	11-OCT-2002 17:31:50	Bright	48.000	22	32Alp Leo	1.3600	15200.	96	3215	No
294	GOM_NL__2PRFIN20021011_173853_000000592010_00155_03215_2708.N1	11-OCT-2002 17:38:53	Dark	59.000	48	30Alp Hya	1.9770	4100.0	118	3215	No
295	GOM_NL__2PRFIN20021011_174114_000001242010_00155_03215_2709.N1	11-OCT-2002 17:41:14	Dark	124.00	8	10Alp CMi	0.40000	6500.0	248	3215	No
296	GOM_NL__2PRFIN20021011_174831_000000532010_00155_03215_2710.N1	11-OCT-2002 17:48:31	Dark	52.500	65	Lam Vel	2.2040	4400.0	105	3215	No
297	GOM_NL__2PRFIN20021011_175132_000000512010_00155_03215_2711.N1	11-OCT-2002 17:51:32	Dark	51.000	34	Gam2Vel	1.7930	23000.	102	3215	No
298	GOM_NL__2PRFIN20021011_175540_000000542010_00156_03216_2685.N1	11-OCT-2002 17:55:40	Dark	53.500	161	Tau Pup	2.9310	4500.0	107	3216	No
299	GOM_NL__2PRFIN20021011_175736_000000812010_00156_03216_2686.N1	11-OCT-2002 17:57:36	Dark	81.000	177	1Zet CMa	3.0220	26000.	162	3216	No
300	GOM_NL__2PRFIN20021011_180106_000000782010_00156_03216_2687.N1	11-OCT-2002 18:01:06	Dark	78.000	108	Alp Col	2.6520	15200.	156	3216	No
301	GOM_NL__2PRFIN20021011_180521_000000462010_00156_03216_2688.N1	11-OCT-2002 18:05:21	Dark	45.500	143	Alp Hyi	2.8570	7200.0	91	3216	No
302	GOM_NL__2PRFIN20021011_180648_000000562010_00156_03216_2689.N1	11-OCT-2002 18:06:48	Dark	56.000	9	Alp Eri	0.45300	24000.	112	3216	No
303	GOM_NL__2PRFIN20021011_180906_000000562010_00156_03216_2690.N1	11-OCT-2002 18:09:06	Straylight	56.000	157	The1Eri	2.9060	9300.0	112	3216	No
304	GOM_NL__2PRFIN20021011_181155_000000462010_00156_03216_2691.N1	11-OCT-2002 18:11:55	Straylight	45.500	84	Alp Phe	2.3970	4500.0	91	3216	No
305	GOM_NL__2PRFIN20021011_181834_000000542010_00156_03216_2692.N1	11-OCT-2002 18:18:34	Straylight	54.000	52	16Bet Cet	2.0370	4500.0	108	3216	No
306	GOM_NL__2PRFIN20021011_182822_000000462010_00156_03216_2693.N1	11-OCT-2002 18:28:22	Bright	45.500	140	88Gam Peg	2.8340	26000.	91	3216	No
307	GOM_NL__2PRFIN20021011_183215_000000452010_00156_03216_2694.N1	11-OCT-2002 18:32:15	Bright	45.000	93	53Bet Peg	2.5200	3100.0	90	3216	No
308	GOM_NL__2PRFIN20021011_183512_000000542010_00156_03216_2695.N1	11-OCT-2002 18:35:12	Bright	54.000	53	43Bet And	2.0480	3300.0	108	3216	No
309	GOM_NL__2PRFIN20021011_183714_000000602010_00156_03216_2696.N1	11-OCT-2002 18:37:14	Bright	59.500	173	4Bet Tri	3.0040	8900.0	119	3216	No
310	GOM_NL__2PRFIN20021011_183900_000000592010_00156_03216_2697.N1	11-OCT-2002 18:39:00	Bright	59.000	73	57Gam1And	2.2600	13100.	118	3216	No
311	GOM_NL__2PRFIN20021011_184057_000000442010_00156_03216_2698.N1	11-OCT-2002 18:40:57	Bright	44.000	74	11Bet Cas	2.2680	6600.0	88	3216	No
312	GOM_NL__2PRFIN20021011_184223_000000462010_00156_03216_2699.N1	11-OCT-2002 18:42:23	Bright	46.000	110	37Del Cas	2.6780	8900.0	92	3216	No
313	GOM_NL__2PRFIN20021011_184922_000000452010_00156_03216_2700.N1	11-OCT-2002 18:49:22	Bright	45.000	49	1Alp UMi	1.9900	6300.0	90	3216	No
314	GOM_NL__2PRFIN20021011_185208_000000452010_00156_03216_2701.N1	11-OCT-2002 18:52:08	Bright	45.000	60	7Bet UMi	2.0810	3950.0	90	3216	No
315	GOM_NL__2PRFIN20021011_185417_000001092010_00156_03216_2702.N1	11-OCT-2002 18:54:17	Bright	109.00	6	13Alp Aur	0.080000	3400.0	218	3216	No
316	GOM_NL__2PRFIN20021011_185733_000000432010_00156_03216_2703.N1	11-OCT-2002 18:57:33	Bright	42.500	36	50Alp UMa	1.8000	6300.0	85	3216	No
317	GOM_NL__2PRFIN20021011_185905_000000442010_00156_03216_2704.N1	11-OCT-2002 18:59:05	Bright	44.000	82	48Bet UMa	2.3650	10600.	88	3216	No
318	GOM_NL__2PRFIN20021011_190225_000000442010_00156_03216_2705.N1	11-OCT-2002 19:02:25	Bright	44.000	174	52Psi UMa	3.0040	4400.0	88	3216	No
319	GOM_NL__2PRFIN20021011_190942_000000992010_00156_03216_2706.N1	11-OCT-2002 19:09:42	Bright	98.500	17	78Bet Gem	1.1610	4500.0	197	3216	No
320	GOM_NL__2PRFIN20021011_191224_000000502010_00156_03216_2707.N1	11-OCT-2002 19:12:24	Bright	49.500	22	32Alp Leo	1.3600	15200.	99	3216	No
321	GOM_NL__2PRFIN20021011_191927_000000632010_00156_03216_2708.N1	11-OCT-2002 19:19:27	Dark	62.500	48	30Alp Hya	1.9770	4100.0	125	3216	No
322	GOM_NL__2PRFIN20021011_192152_000001272010_00156_03216_2709.N1	11-OCT-2002 19:21:52	Dark	126.50	8	10Alp CMi	0.40000	6500.0	253	3216	No
323	GOM_NL__2PRFIN20021011_192907_000000552010_00156_03216_2710.N1	11-OCT-2002 19:29:07	Dark	54.500	65	Lam Vel	2.2040	4400.0	109	3216	No
324	GOM_NL__2PRFIN20021011_193208_000000512010_00156_03216_2711.N1	11-OCT-2002 19:32:08	Dark	50.500	34	Gam2Vel	1.7930	23000.	101	3216	No
325	GOM_NL__2PRFIN20021011_193615_000000552010_00157_03217_2705.N1	11-OCT-2002 19:36:15	Dark	54.500	161	Tau Pup	2.9310	4500.0	109	3217	No
326	GOM_NL__2PRFIN20021011_193814_000000792010_00157_03217_2706.N1	11-OCT-2002 19:38:14	Dark	79.000	177	1Zet CMa	3.0220	26000.	158	3217	No
327	GOM_NL__2PRFIN20021011_194144_000000772010_00157_03217_2707.N1	11-OCT-2002 19:41:44	Dark	76.500	108	Alp Col	2.6520	15200.	153	3217	No
328	GOM_NL__2PRFIN20021011_194558_000000492010_00157_03217_2708.N1	11-OCT-2002 19:45:58	Dark	48.500	143	Alp Hyi	2.8570	7200.0	97	3217	No
329	GOM_NL__2PRFIN20021011_194724_000000552010_00157_03217_9122.N1	11-OCT-2002 19:47:24	Dark	54.500	9	Alp Eri	0.45300	24000.	109	3217	No
330	GOM_NL__2PRFIN20021011_194943_000000562010_00157_03217_9123.N1	11-OCT-2002 19:49:43	Straylight	56.000	157	The1Eri	2.9060	9300.0	112	3217	No
331	GOM_NL__2PRFIN20021011_195231_000000482010_00157_03217_9124.N1	11-OCT-2002 19:52:31	Straylight	47.500	84	Alp Phe	2.3970	4500.0	95	3217	No
332	GOM_NL__2PRFIN20021011_195910_000000532010_00157_03217_9125.N1	11-OCT-2002 19:59:10	Straylight	52.500	52	16Bet Cet	2.0370	4500.0	105	3217	No
333	GOM_NL__2PRFIN20021011_200858_000000472010_00157_03217_9126.N1	11-OCT-2002 20:08:58	Bright	46.500	140	88Gam Peg	2.8340	26000.	93	3217	No
334	GOM_NL__2PRFIN20021011_201252_000000432010_00157_03217_9127.N1	11-OCT-2002 20:12:52	Bright	42.500	93	53Bet Peg	2.5200	3100.0	85	3217	No
335	GOM_NL__2PRFIN20021011_201547_000000542010_00157_03217_9128.N1	11-OCT-2002 20:15:47	Bright	54.000	53	43Bet And	2.0480	3300.0	108	3217	No
336	GOM_NL__2PRFIN20021011_201749_000000612010_00157_03217_9129.N1	11-OCT-2002 20:17:49	Bright	61.000	173	4Bet Tri	3.0040	8900.0	122	3217	No
337	GOM_NL__2PRFIN20021011_201935_000000602010_00157_03217_9130.N1	11-OCT-2002 20:19:35	Bright	60.000	73	57Gam1And	2.2600	13100.	120	3217	No

338	GOM_NL__2PRFIN20021011_202132_000000482010_00157_03217_9131.N1	11-OCT-2002 20:21:32	Bright	47.500	74	11Bet Cas	2.2680	6600.0	95	3217	No
339	GOM_NL__2PRFIN20021011_202258_000000492010_00157_03217_9132.N1	11-OCT-2002 20:22:58	Bright	48.500	110	37Del Cas	2.6780	8900.0	97	3217	No
340	GOM_NL__2PRFIN20021011_202958_000000452010_00157_03217_9133.N1	11-OCT-2002 20:29:58	Bright	45.000	49	1Alp UMi	1.9900	6300.0	90	3217	No
341	GOM_NL__2PRFIN20021011_203244_000000452010_00157_03217_9134.N1	11-OCT-2002 20:32:44	Bright	45.000	60	7Bet UMi	2.0810	3950.0	90	3217	No
342	GOM_NL__2PRFIN20021011_203451_000001092010_00157_03217_9135.N1	11-OCT-2002 20:34:51	Bright	108.50	6	13Alp Aur	0.080000	3400.0	217	3217	No
343	GOM_NL__2PRFIN20021011_203808_000000472010_00157_03217_9136.N1	11-OCT-2002 20:38:08	Bright	47.000	36	50Alp UMa	1.8000	6300.0	94	3217	No
344	GOM_NL__2PRFIN20021011_203939_000000492010_00157_03217_9137.N1	11-OCT-2002 20:39:39	Bright	49.000	82	48Bet UMa	2.3650	10600.	98	3217	No
345	GOM_NL__2PRFIN20021011_204302_000000432010_00157_03217_9138.N1	11-OCT-2002 20:43:02	Bright	42.500	174	52Psi UMa	3.0040	4400.0	85	3217	No
346	GOM_NL__2PRFIN20021011_205019_000001002010_00157_03217_9139.N1	11-OCT-2002 20:50:19	Bright	100.00	17	78Bet Gem	1.1610	4500.0	200	3217	No
347	GOM_NL__2PRFIN20021011_205300_000000512010_00157_03217_9140.N1	11-OCT-2002 20:53:00	Bright	51.000	22	32Alp Leo	1.3600	15200.	102	3217	No
348	GOM_NL__2PRFIN20021011_210006_000000662010_00157_03217_9141.N1	11-OCT-2002 21:00:06	Dark	65.500	48	30Alp Hya	1.9770	4100.0	131	3217	No
349	GOM_NL__2PRFIN20021011_210230_000001482010_00157_03217_9142.N1	11-OCT-2002 21:02:30	Dark	147.50	8	10Alp CMi	0.40000	6500.0	295	3217	No
350	GOM_NL__2PRFIN20021011_210944_000000512010_00157_03217_9143.N1	11-OCT-2002 21:09:44	Dark	51.000	65	Lam Vel	2.2040	4400.0	102	3217	No
351	GOM_NL__2PRFIN20021011_211244_000000492010_00157_03217_9144.N1	11-OCT-2002 21:12:44	Dark	49.000	34	Gam2Vel	1.7930	23000.	98	3217	No
352	GOM_NL__2PRFIN20021011_211653_000000552010_00158_03218_2440.N1	11-OCT-2002 21:16:53	Dark	55.000	161	Tau Pup	2.9310	4500.0	110	3218	No
353	GOM_NL__2PRFIN20021011_211852_000000802010_00158_03218_2441.N1	11-OCT-2002 21:18:52	Dark	80.000	177	1Zet CMa	3.0220	26000.	160	3218	No
354	GOM_NL__2PRFIN20021011_212220_000000822010_00158_03218_2442.N1	11-OCT-2002 21:22:20	Dark	81.500	108	Alp Col	2.6520	15200.	163	3218	No
355	GOM_NL__2PRFIN20021011_212634_000000462010_00158_03218_2443.N1	11-OCT-2002 21:26:34	Dark	46.000	143	Alp Hyi	2.8570	7200.0	92	3218	No
356	GOM_NL__2PRFIN20021011_212800_000000562010_00158_03218_2444.N1	11-OCT-2002 21:28:00	Dark	55.500	9	Alp Eri	0.45300	24000.	111	3218	No
357	GOM_NL__2PRFIN20021011_213020_000000572010_00158_03218_2445.N1	11-OCT-2002 21:30:20	Straylight	57.000	157	The1Eri	2.9060	9300.0	114	3218	No
358	GOM_NL__2PRFIN20021011_213307_000000492010_00158_03218_2446.N1	11-OCT-2002 21:33:07	Straylight	49.000	84	Alp Phe	2.3970	4500.0	98	3218	No
359	GOM_NL__2PRFIN20021011_213946_000000542010_00158_03218_2447.N1	11-OCT-2002 21:39:46	Straylight	53.500	52	16Bet Cet	2.0370	4500.0	107	3218	No
360	GOM_NL__2PRFIN20021011_214934_000000452010_00158_03218_2448.N1	11-OCT-2002 21:49:34	Bright	45.000	140	88Gam Peg	2.8340	26000.	90	3218	No
361	GOM_NL__2PRFIN20021011_215328_000000452010_00158_03218_2449.N1	11-OCT-2002 21:53:28	Bright	44.500	93	53Bet Peg	2.5200	3100.0	89	3218	No
362	GOM_NL__2PRFIN20021011_215623_000000522010_00158_03218_2450.N1	11-OCT-2002 21:56:23	Bright	52.000	53	43Bet And	2.0480	3300.0	104	3218	No
363	GOM_NL__2PRFIN20021011_215824_000000602010_00158_03218_2451.N1	11-OCT-2002 21:58:24	Bright	59.500	173	4Bet Tri	3.0040	8900.0	119	3218	No
364	GOM_NL__2PRFIN20021011_220009_000000592010_00158_03218_2452.N1	11-OCT-2002 22:00:09	Bright	58.500	73	57Gam1And	2.2600	13100.	117	3218	No
365	GOM_NL__2PRFIN20021011_220209_000000472010_00158_03218_2453.N1	11-OCT-2002 22:02:09	Bright	46.500	74	11Bet Cas	2.2680	6600.0	93	3218	No
366	GOM_NL__2PRFIN20021011_220334_000000492010_00158_03218_2454.N1	11-OCT-2002 22:03:34	Bright	48.500	110	37Del Cas	2.6780	8900.0	97	3218	No
367	GOM_NL__2PRFIN20021011_221034_000000412010_00158_03218_2455.N1	11-OCT-2002 22:10:34	Bright	41.000	49	1Alp UMi	1.9900	6300.0	82	3218	No
368	GOM_NL__2PRFIN20021011_221320_000000442010_00158_03218_2456.N1	11-OCT-2002 22:13:20	Bright	44.000	60	7Bet UMi	2.0810	3950.0	88	3218	No
369	GOM_NL__2PRFIN20021011_221526_000000962010_00158_03218_2457.N1	11-OCT-2002 22:15:26	Bright	95.500	6	13Alp Aur	0.080000	3400.0	191	3218	No
370	GOM_NL__2PRFIN20021011_221844_000000482010_00158_03218_2458.N1	11-OCT-2002 22:18:44	Bright	47.500	36	50Alp UMa	1.8000	6300.0	95	3218	No
371	GOM_NL__2PRFIN20021011_222017_000000452010_00158_03218_2459.N1	11-OCT-2002 22:20:17	Bright	45.000	82	48Bet UMa	2.3650	10600.	90	3218	No
372	GOM_NL__2PRFIN20021011_222335_000000472010_00158_03218_2460.N1	11-OCT-2002 22:23:35	Bright	46.500	174	52Psi UMa	3.0040	4400.0	93	3218	No
373	GOM_NL__2PRFIN20021011_223055_000000972010_00158_03218_2461.N1	11-OCT-2002 22:30:55	Bright	96.500	17	78Bet Gem	1.1610	4500.0	193	3218	No
374	GOM_NL__2PRFIN20021011_223338_000000512010_00158_03218_2462.N1	11-OCT-2002 22:33:38	Bright	50.500	22	32Alp Leo	1.3600	15200.	101	3218	No
375	GOM_NL__2PRFIN20021011_224040_000000642010_00158_03218_2463.N1	11-OCT-2002 22:40:40	Dark	63.500	48	30Alp Hya	1.9770	4100.0	127	3218	No
376	GOM_NL__2PRFIN20021011_224308_000001322010_00158_03218_2464.N1	11-OCT-2002 22:43:08	Dark	132.00	8	10Alp CMi	0.40000	6500.0	264	3218	No
377	GOM_NL__2PRFIN20021011_225020_000000552010_00158_03218_2465.N1	11-OCT-2002 22:50:20	Dark	55.000	65	Lam Vel	2.2040	4400.0	110	3218	No
378	GOM_NL__2PRFIN20021011_225321_000000502010_00158_03218_2466.N1	11-OCT-2002 22:53:21	Dark	49.500	34	Gam2Vel	1.7930	23000.	99	3218	No
379	GOM_NL__2PRFIN20021011_225730_000000542010_00159_03219_2440.N1	11-OCT-2002 22:57:30	Dark	53.500	161	Tau Pup	2.9310	4500.0	107	3219	No
380	GOM_NL__2PRFIN20021011_225929_000000832010_00159_03219_2441.N1	11-OCT-2002 22:59:29	Dark	83.000	177	1Zet CMa	3.0220	26000.	166	3219	No
381	GOM_NL__2PRFIN20021011_230258_000000782010_00159_03219_2442.N1	11-OCT-2002 23:02:58	Dark	78.000	108	Alp Col	2.6520	15200.	156	3219	No
382	GOM_NL__2PRFIN20021011_230710_000000462010_00159_03219_2443.N1	11-OCT-2002 23:07:10	Dark	45.500	143	Alp Hyi	2.8570	7200.0	91	3219	No
383	GOM_NL__2PRFIN20021011_230837_000000602010_00159_03219_2444.N1	11-OCT-2002 23:08:37	Dark	59.500	9	Alp Eri	0.45300	24000.	119	3219	No
384	GOM_NL__2PRFIN20021011_231056_000000572010_00159_03219_2445.N1	11-OCT-2002 23:10:56	Straylight	56.500	157	The1Eri	2.9060	9300.0	113	3219	No
385	GOM_NL__2PRFIN20021011_231344_000000482010_00159_03219_2446.N1	11-OCT-2002 23:13:44	Straylight	48.000	84	Alp Phe	2.3970	4500.0	96	3219	No
386	GOM_NL__2PRFIN20021011_232022_000000502010_00159_03219_2447.N1	11-OCT-2002 23:20:22	Straylight	50.000	52	16Bet Cet	2.0370	4500.0	100	3219	No
387	GOM_NL__2PRFIN20021011_233010_000000452010_00159_03219_2448.N1	11-OCT-2002 23:30:10	Bright	44.500	140	88Gam Peg	2.8340	26000.	89	3219	No
388	GOM_NL__2PRFIN20021011_233403_000000452010_00159_03219_2449.N1	11-OCT-2002 23:34:03	Bright	45.000	93	53Bet Peg	2.5200	3100.0	90	3219	No
389	GOM_NL__2PRFIN20021011_233658_000000542010_00159_03219_2450.N1	11-OCT-2002 23:36:58	Bright	53.500	53	43Bet And	2.0480	3300.0	107	3219	No
390	GOM_NL__2PRFIN20021011_233859_000000602010_00159_03219_2451.N1	11-OCT-2002 23:38:59	Bright	59.500	173	4Bet Tri	3.0040	8900.0	119	3219	No
391	GOM_NL__2PRFIN20021011_234045_000000582010_00159_03219_2452.N1	11-OCT-2002 23:40:45	Bright	58.000	73	57Gam1And	2.2600	13100.	116	3219	No
392	GOM_NL__2PRFIN20021011_234244_000000432010_00159_03219_2453.N1	11-OCT-2002 23:42:44	Bright	43.000	74	11Bet Cas	2.2680	6600.0	86	3219	No
393	GOM_NL__2PRFIN20021011_234409_000000452010_00159_03219_2454.N1	11-OCT-2002 23:44:09	Bright	44.500	110	37Del Cas	2.6780	8900.0	89	3219	No
394	GOM_NL__2PRFIN20021011_235109_000000452010_00159_03219_2455.N1	11-OCT-2002 23:51:09	Bright	44.500	49	1Alp UMi	1.9900	6300.0	89	3219	No
395	GOM_NL__2PRFIN20021011_235356_000000412010_00159_03219_2456.N1	11-OCT-2002 23:53:56	Bright	40.500	60	7Bet UMi	2.0810	3950.0	81	3219	No
396	GOM_NL__2PRFIN20021011_235600_000000952010_00159_03219_2457.N1	11-OCT-2002 23:56:00	Bright	95.000	6	13Alp Aur	0.080000	3400.0	190	3219	No

3. Quality information per product


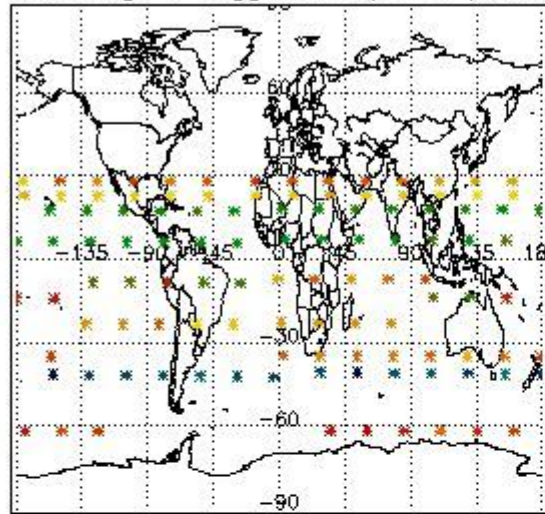
In this section it is plotted some information contained in the Quality Summary data set of the level 2 products. Only products in dark limb conditions and without errors (error flag in the MPH set to "0") are used.

3.1 Plot quality information per product (time dependant)

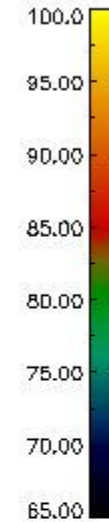
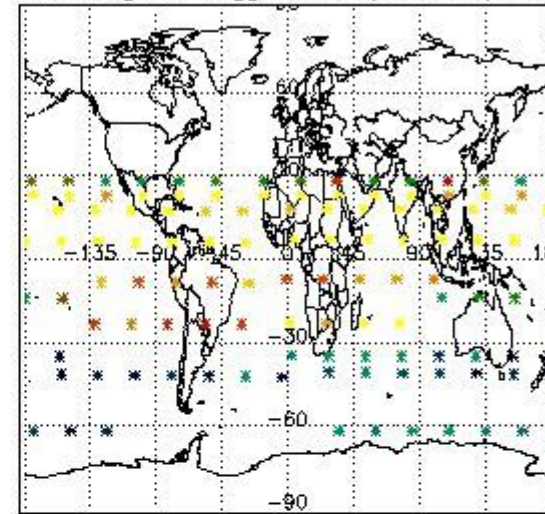


3.2 Plot quality information per product (world map)


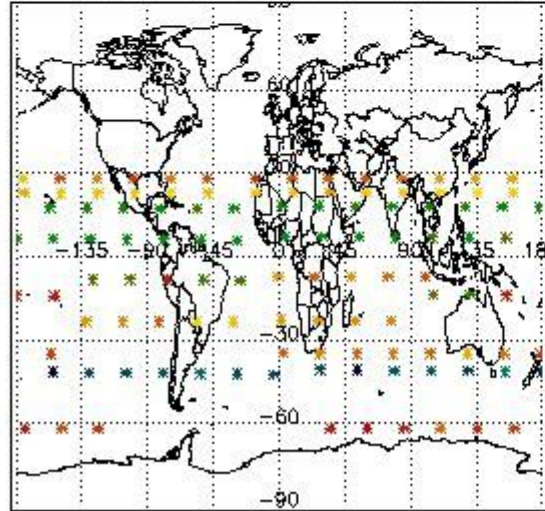
Percentage of flagged data per O3 profile



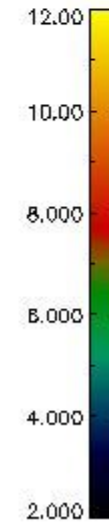
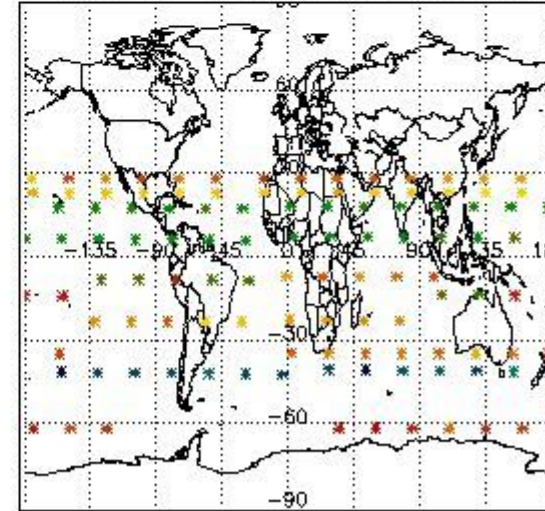
Percentage of flagged data per H2O profile



Percentage of flagged data per NO2 profile



Percentage of flagged data per NO3 profile

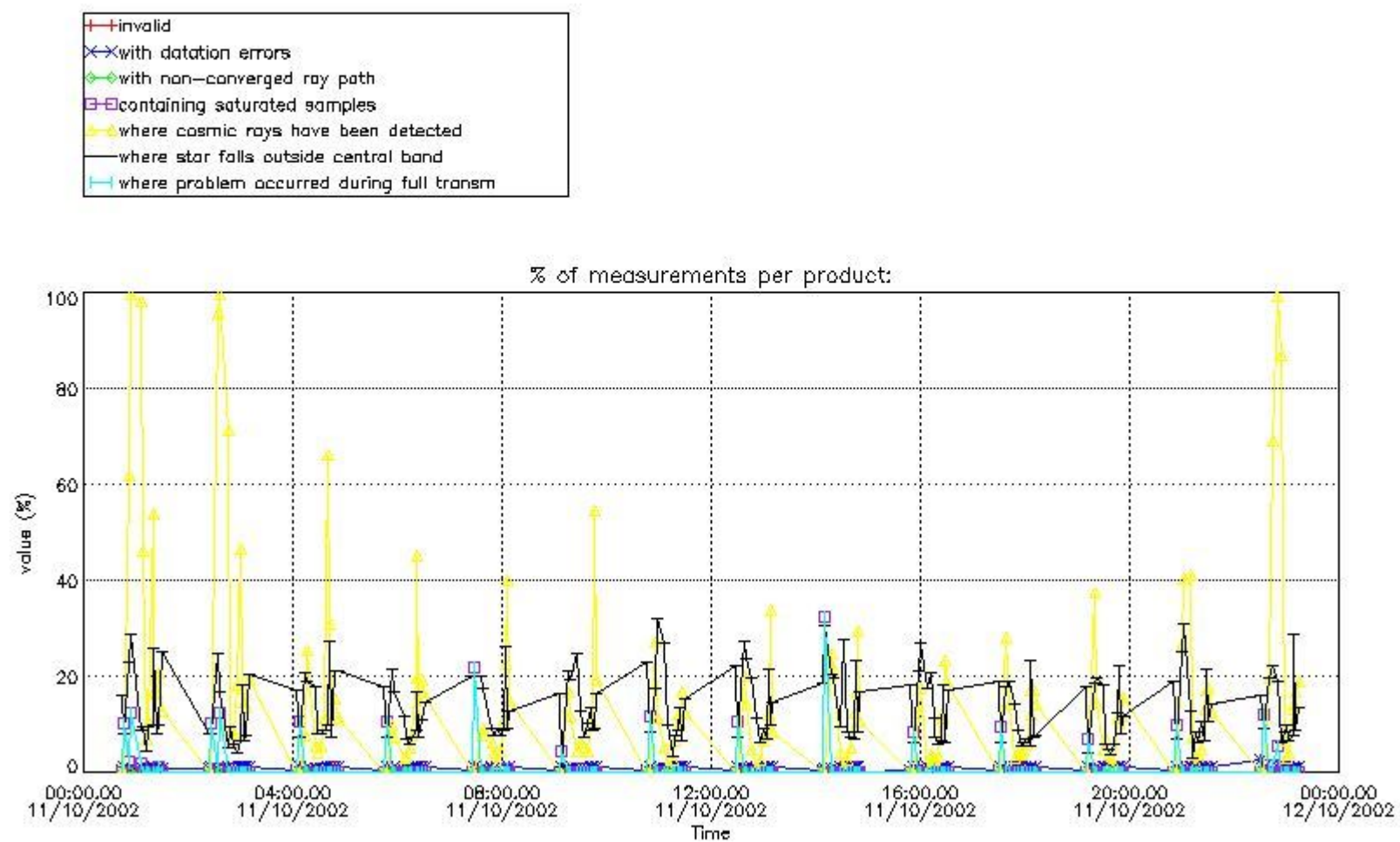


4. Level 1 quality information per product

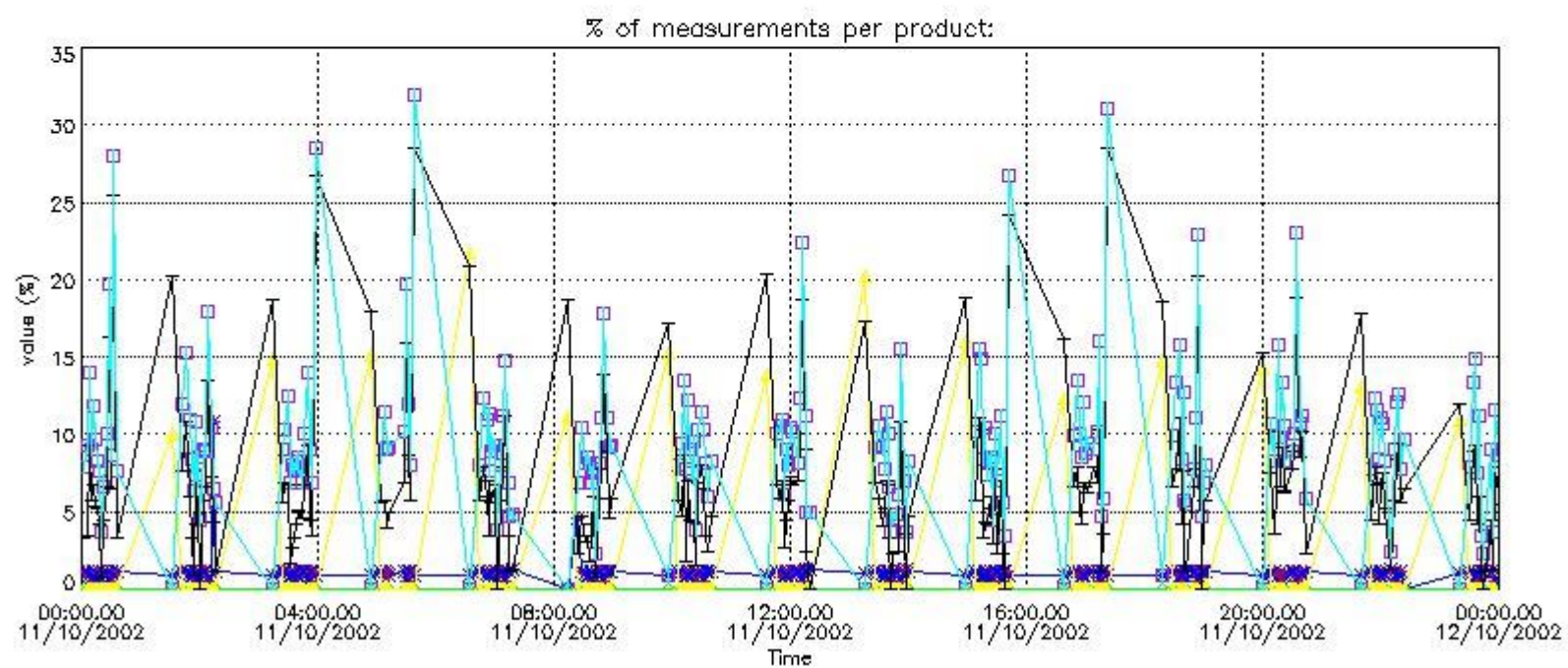
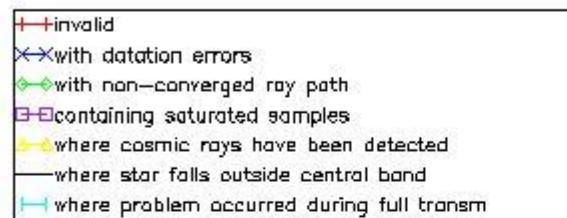
In this section it is plotted some information contained in the Quality Summary data set of the level 2 products that comes from the level 1b processing. Products without errors (error flag in the MPH set to "0") are used.

4.1 Plot quality information per product (time dependant) coming from level 1b processing

4.1.1 Plot level 1 quality information per product (time dependant): ENVISAT ASCENDING passes



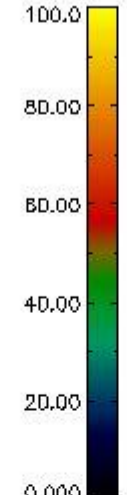
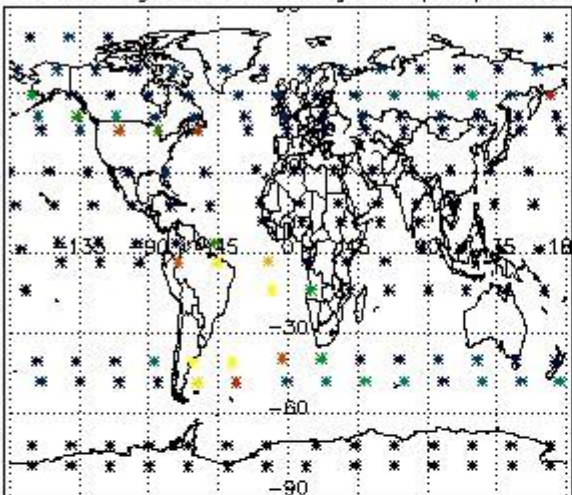
4.1.2 Plot level 1 quality information per product (time dependant): ENVI SAT DESCENDING passes



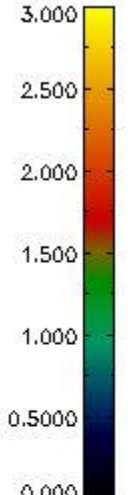
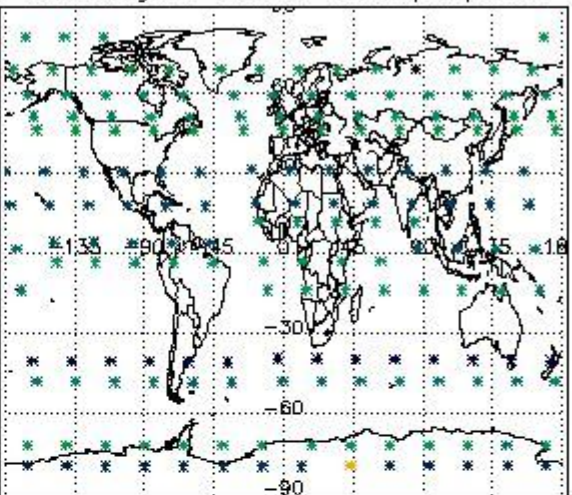
4.2 Plot quality information per product coming from level 1b processing (world map)

4.2.1 Plot level 1 quality information per product (world map): ENVI SAT ASCENDING passes

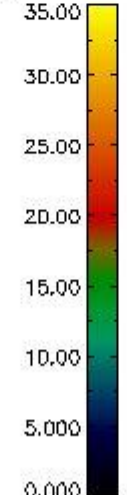
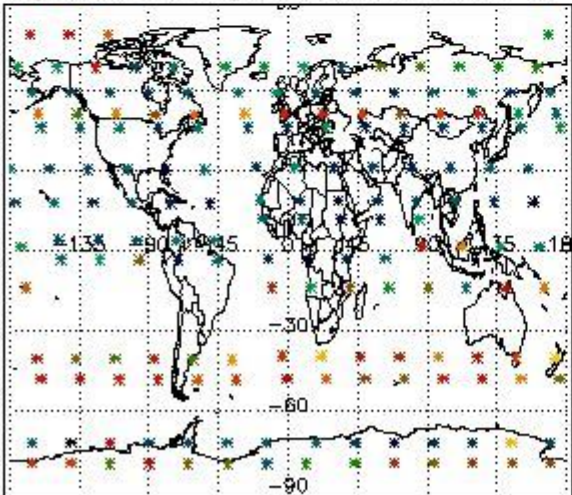
Percentage of cosmic ray hits per profile



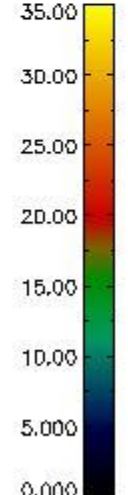
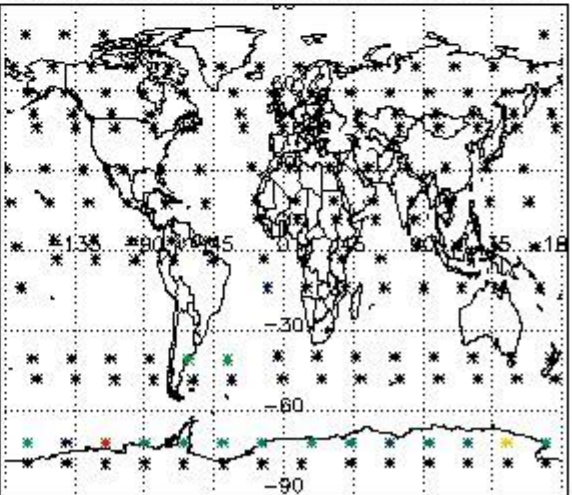
Percentage of datation errors per profile



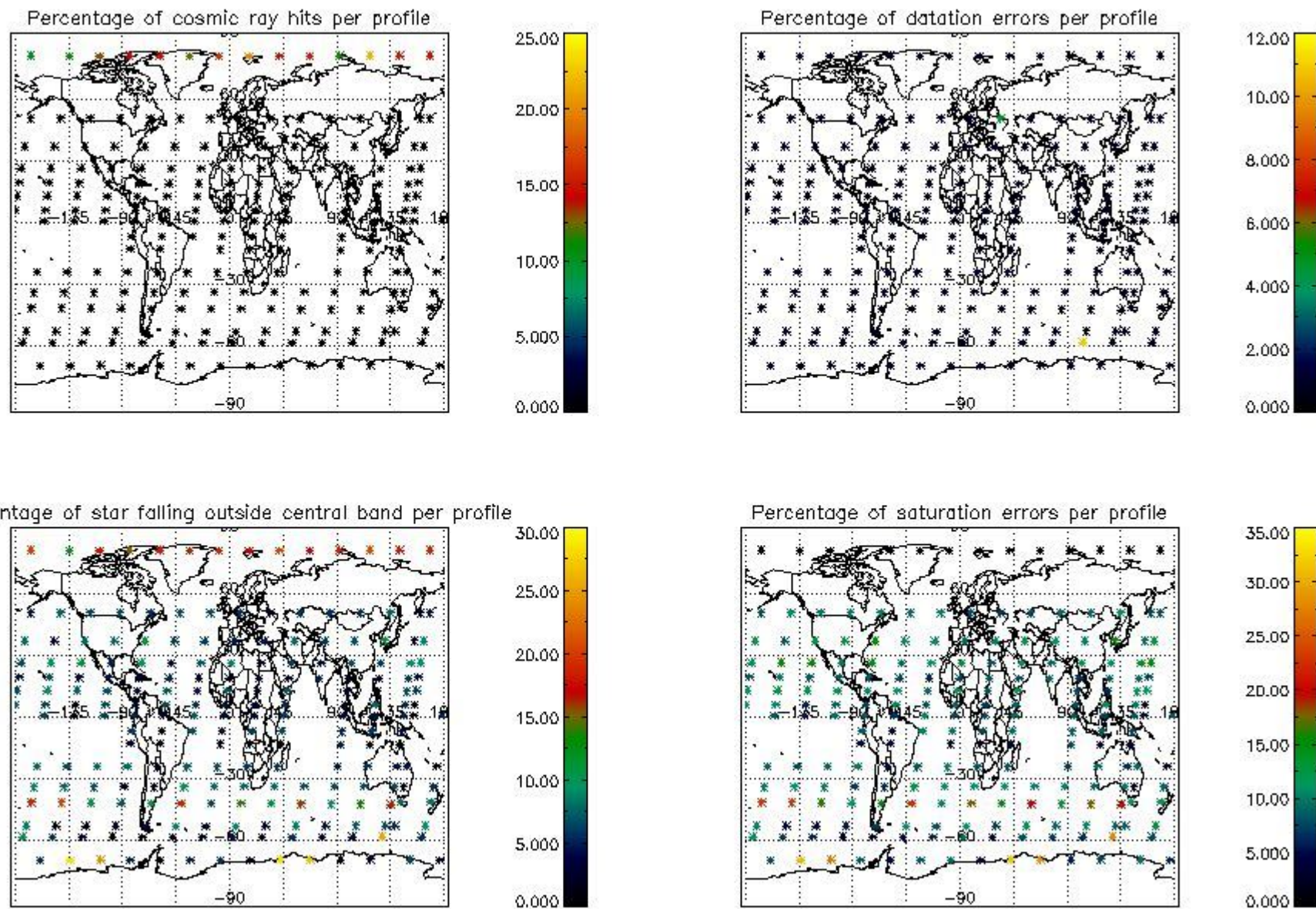
Percentage of star falling outside central band per profile



Percentage of saturation errors per profile



4.2.2 Plot level 1 quality information per product (world map): ENVISAT DESCENDING passes



5. Trace gas profiles

5.1 Ozone statistics based on quality of products

The final quality of the products can be "measured" using the STD (Standard Deviation) attached to every point profile. This information is written to the parameter GOM_NL__2P/NL_LOCAL_SPECIES_DENSITY/o3_std of the level 2 products. The table below shows the statistics for given STD ranges.

The statistics are given with respect to the overall valid production:

- Products without fatal errors: GOM_NL__2P/MPH/PRODUCT_ERR=0
- Valid point profile: GOM_NL__2P/NL_LOCAL_SPECIES_DENSITY/pcd(0)=0

The 'Criteria' is applied to valid points of dark limb products:

- Products in dark limb illumination condition: GOM_NL__2P/NL_SUMMARY_QUALITY/obs_ill_cond=0
- Products without fatal errors: GOM_NL__2P/MPH/PRODUCT_ERR=0
- Valid point profile: GOM_NL__2P/NL_LOCAL_SPECIES_DENSITY/pcd(0)=0

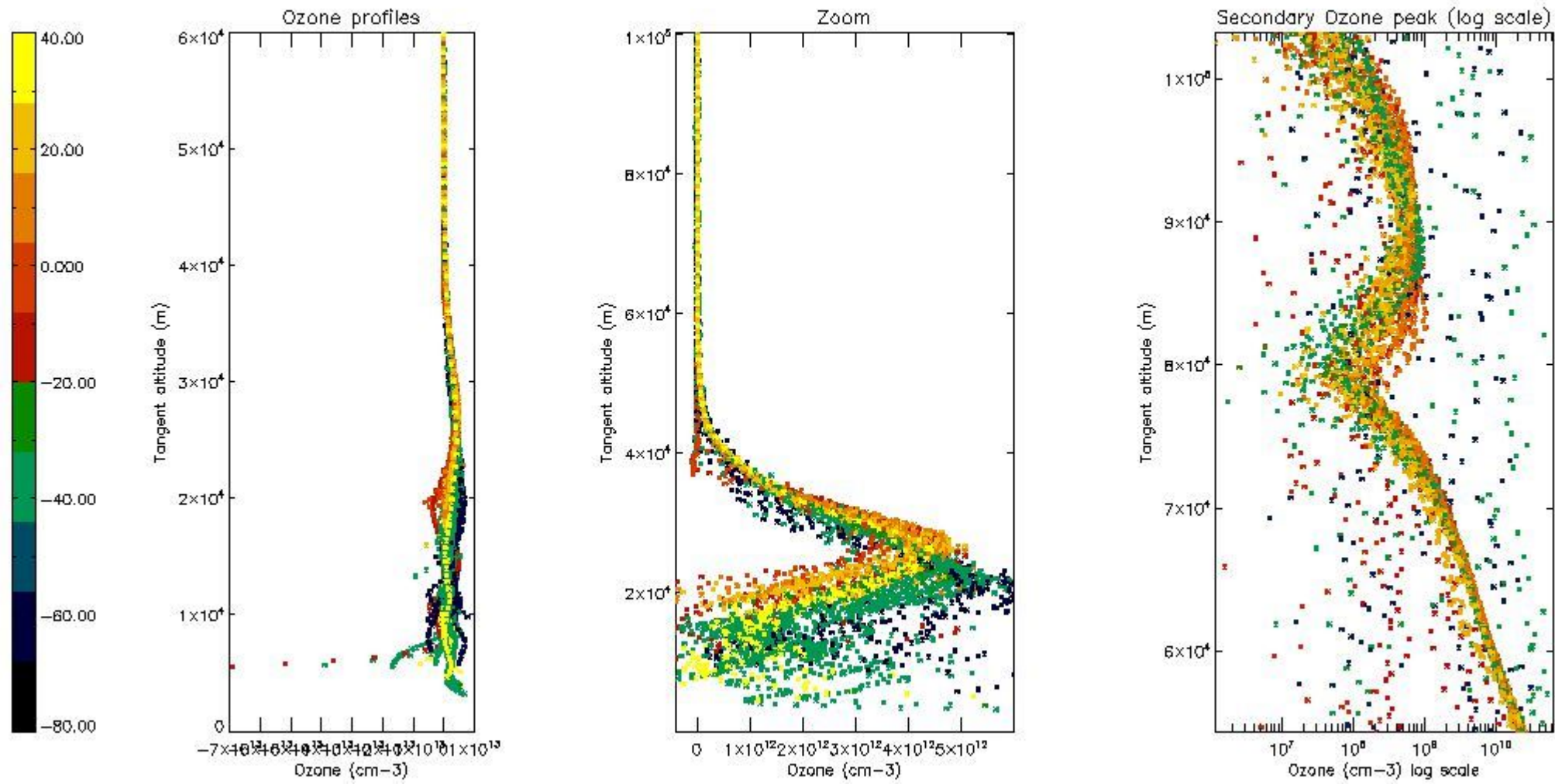
So, the table below shows the percentage of dark limb and valid observations for each criteria with respect to the overall valid daily observations.

Criteria	% of total production
All STD	35
STD < 20	19

STD < 10	17
STD < 5	13

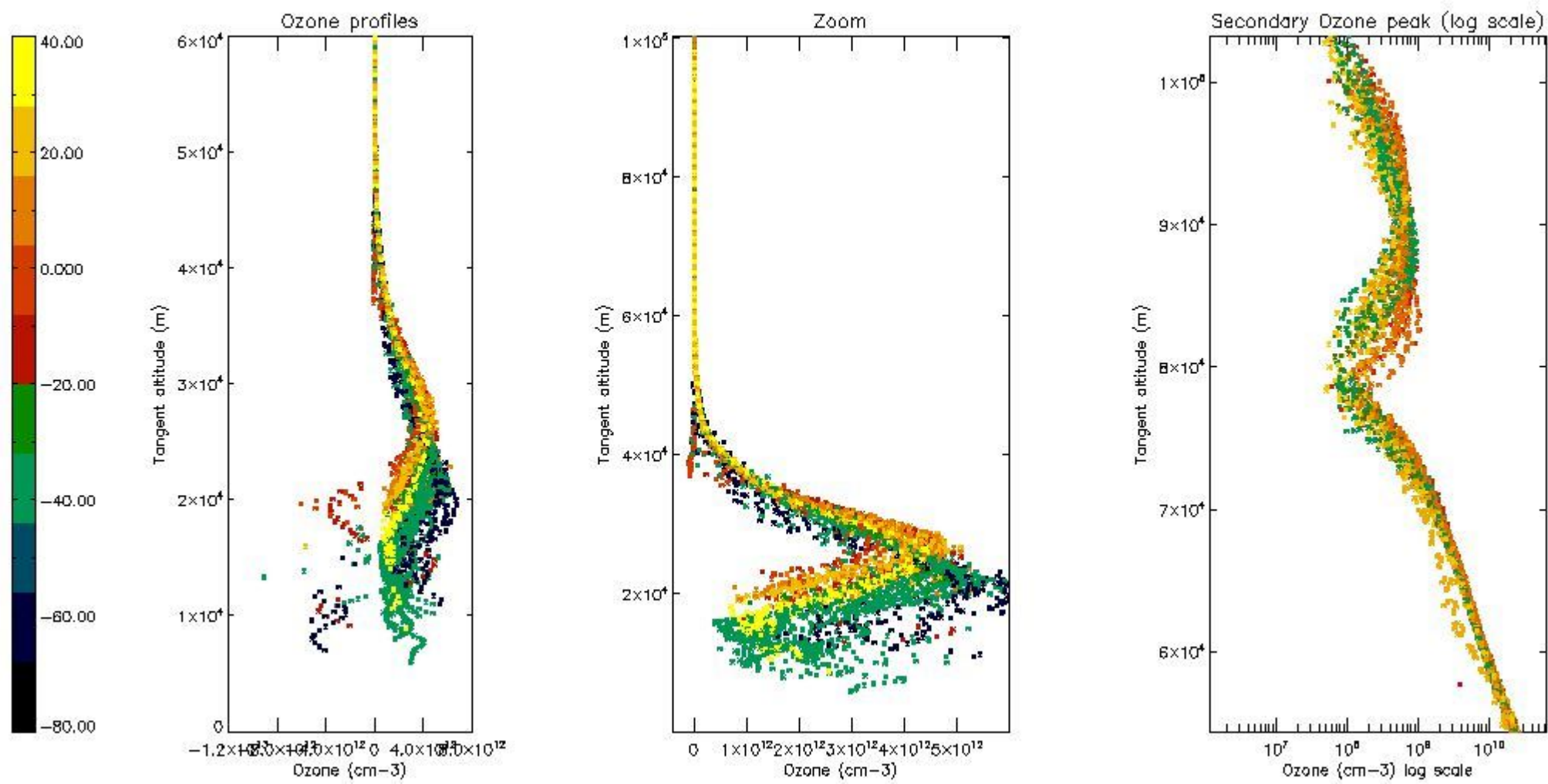
5.2 Plot ozone profiles for all STD (dark without errors)

The colorbar represents the latitude.



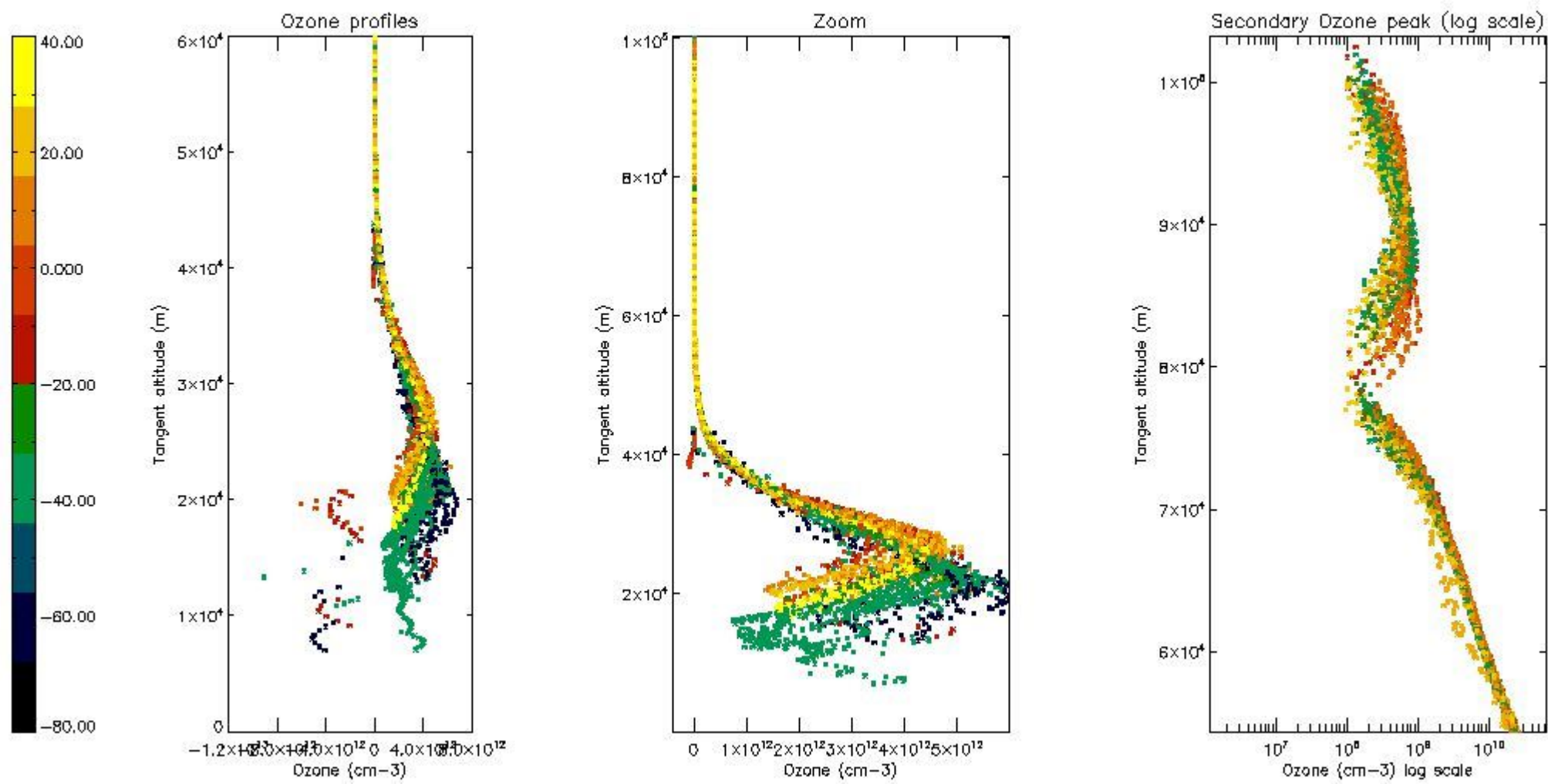
5.3 Plot ozone profiles where STD < 20% (dark without errors)

The colorbar represents the latitude.



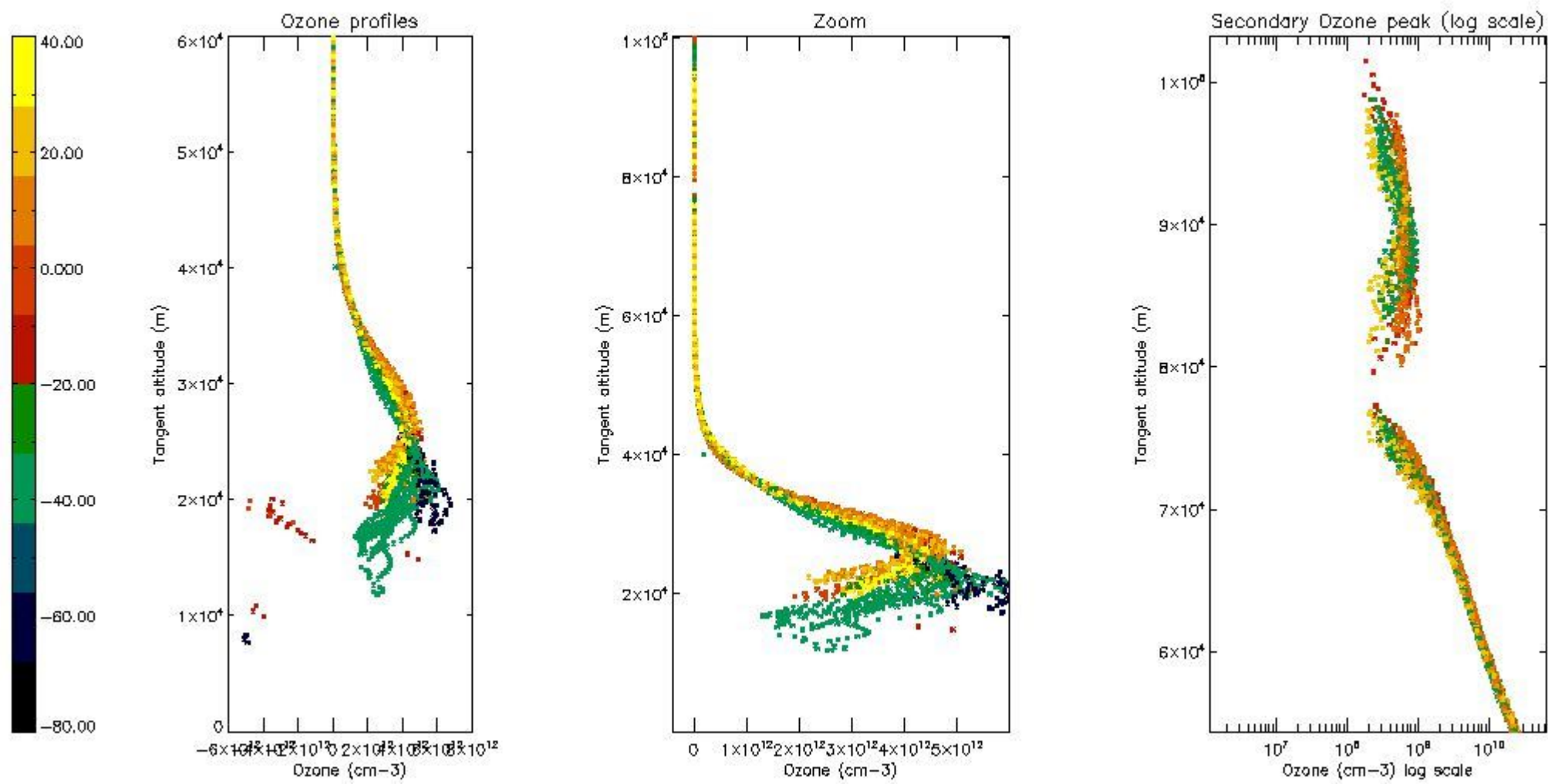
5.4 Plot ozone profiles where STD < 10% (dark without errors)

The colorbar represents the latitude.



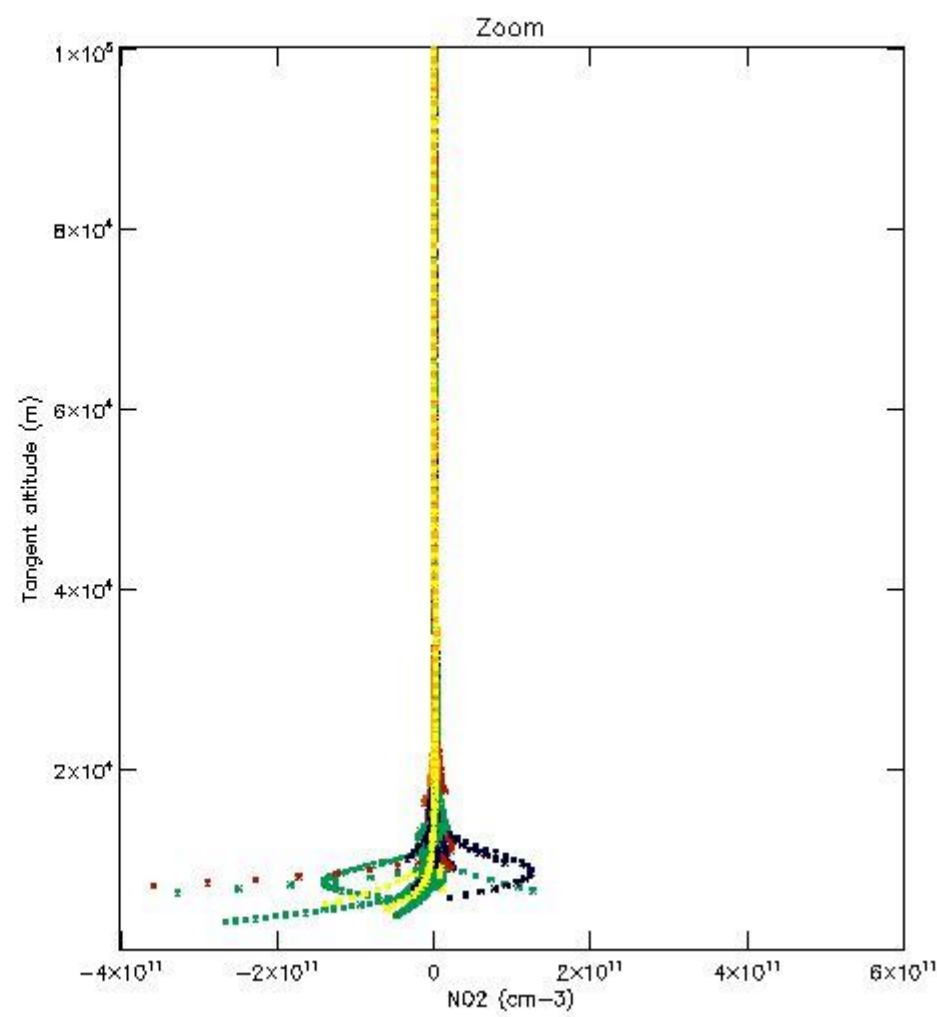
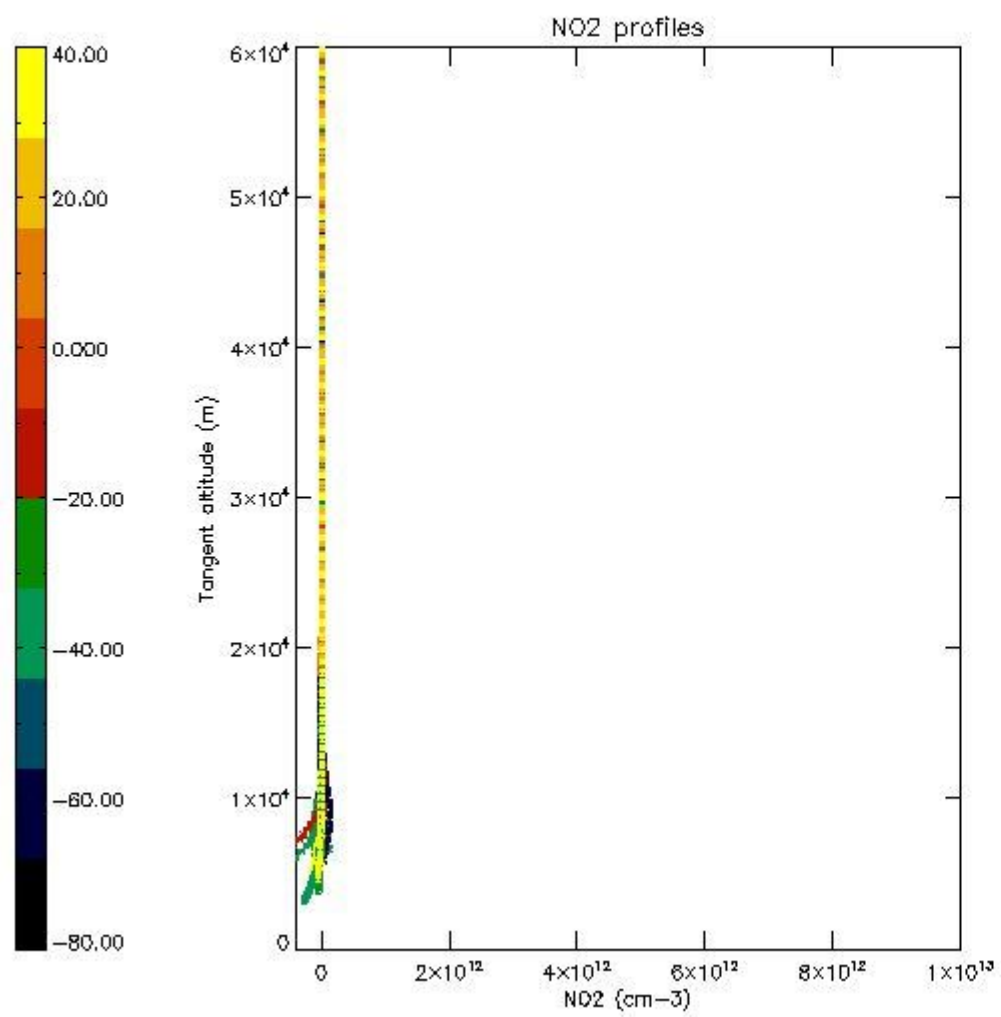
5.5 Plot ozone profiles where STD < 5% (dark without errors)

The colorbar represents the latitude.



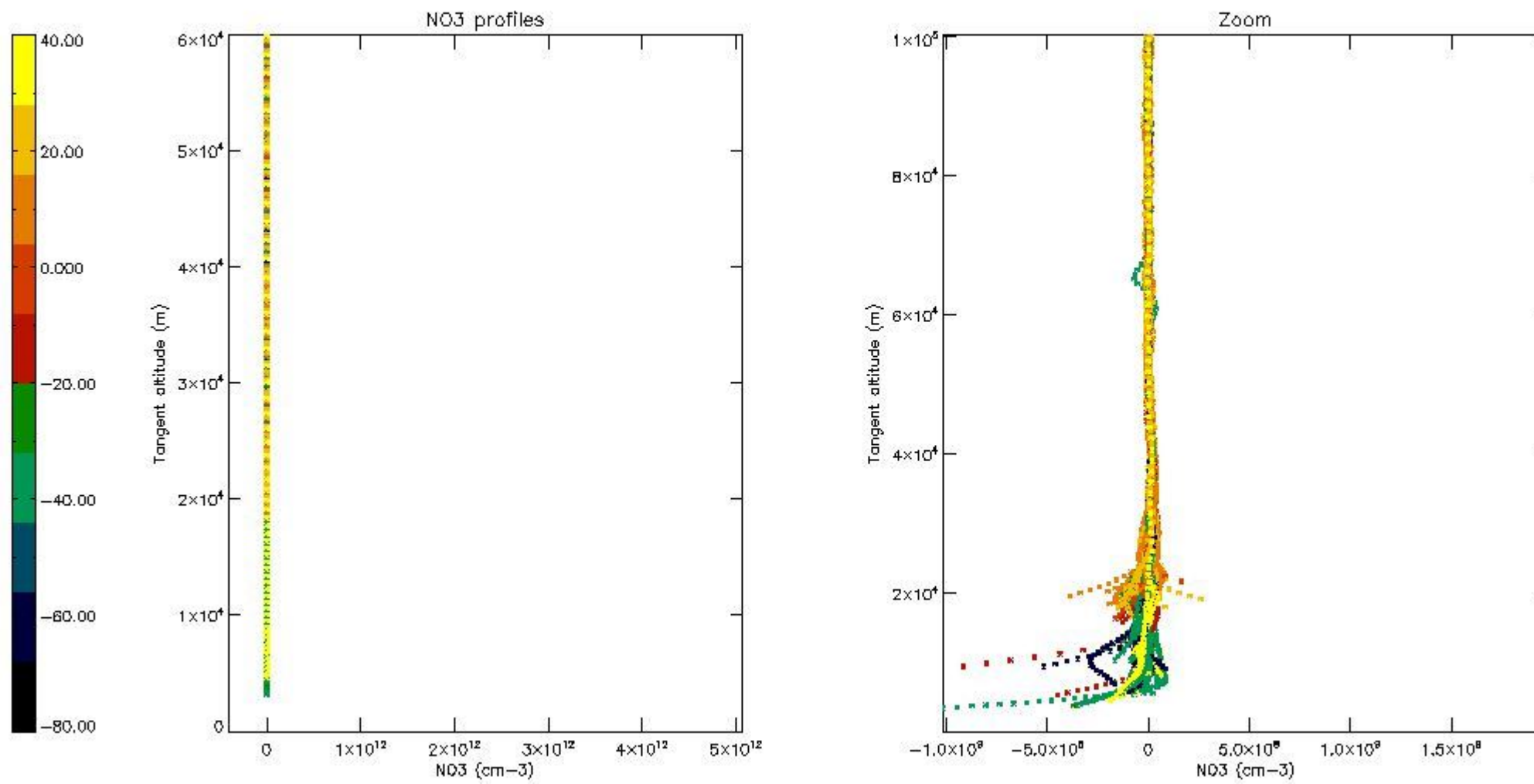
5.6 Plot NO₂ profiles for all STD (dark without errors)

The colorbar represents the latitude.



5.7 Plot NO3 profiles for all STD (dark without errors)

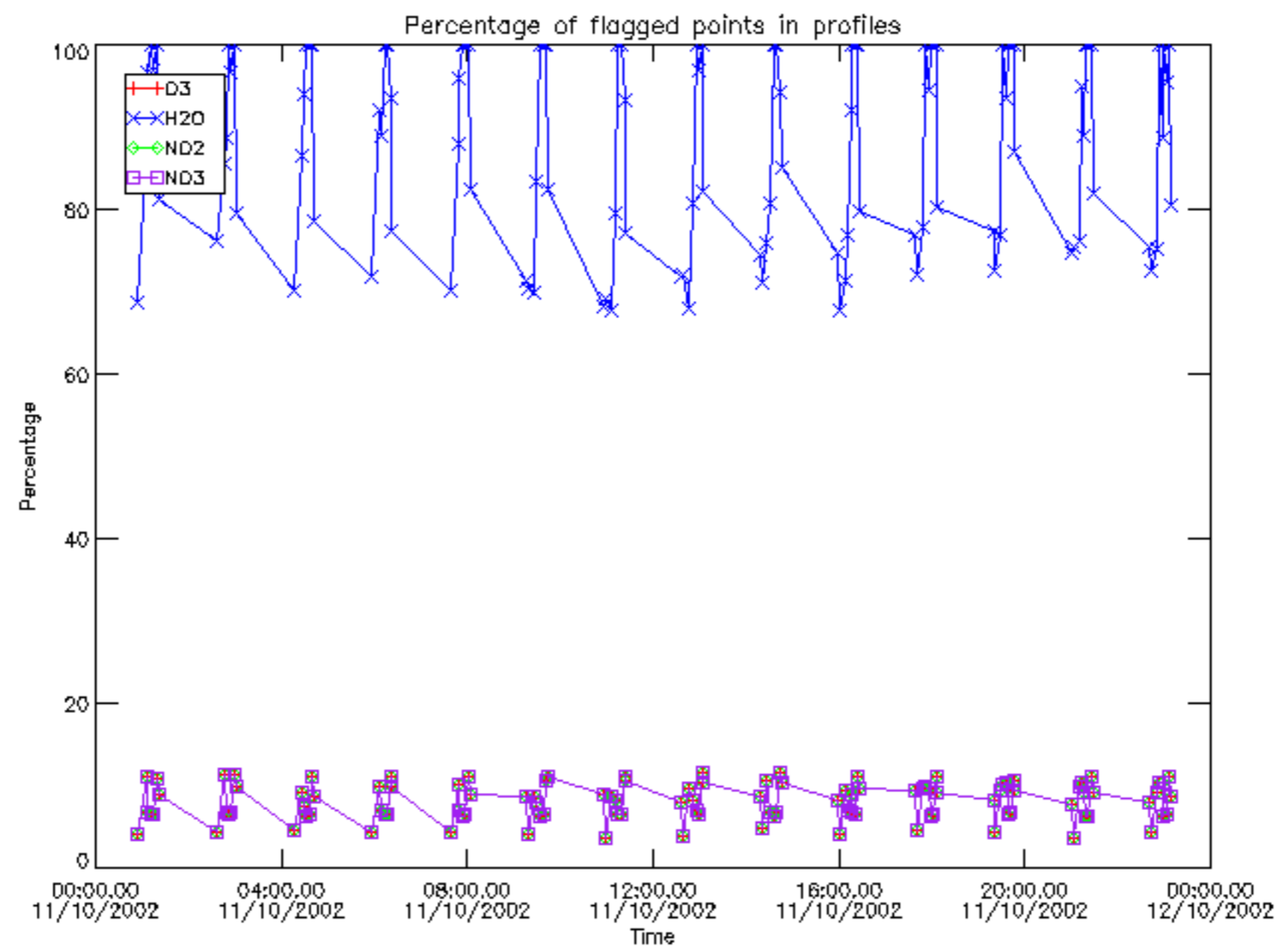
The colorbar represents the latitude.



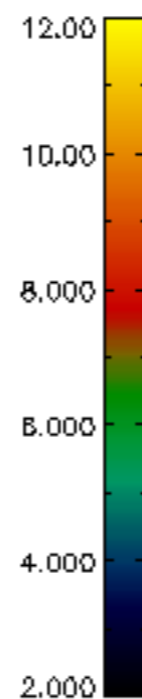
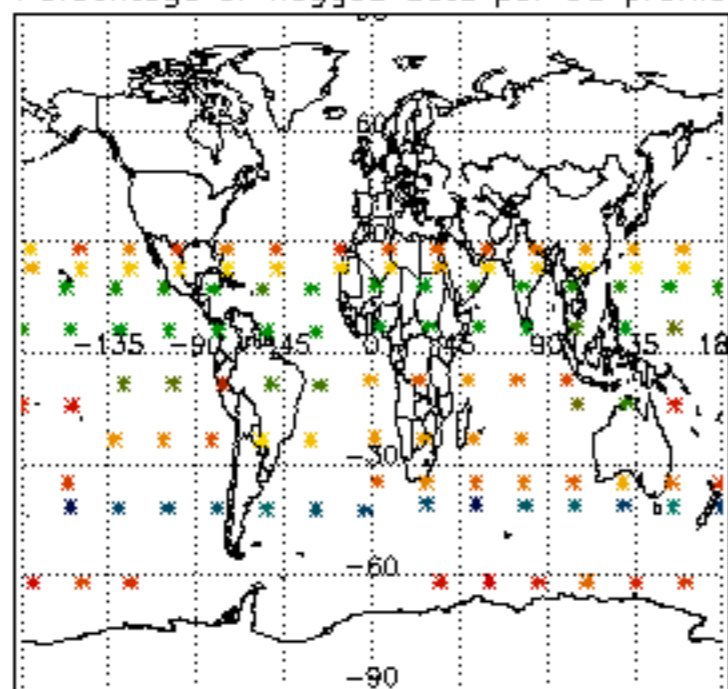
6. Auxiliary Data Files used for the production reported in section 2

The number reported in the third column indicates since which file (see list in section 2) the corresponding auxiliary file has been used. The fourth column is the date of those product files.

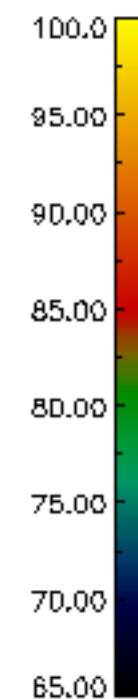
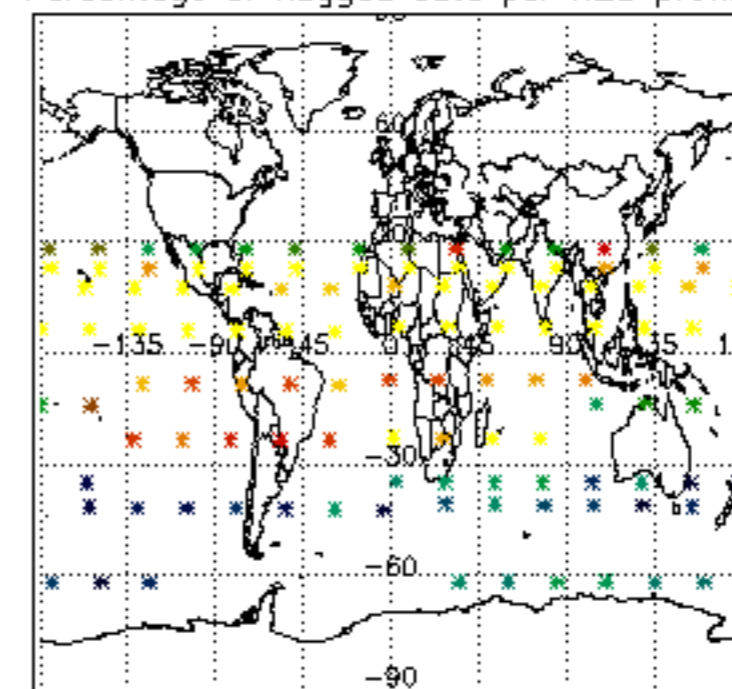
Type	Auxiliary Filename	Used since product	Used since product date
INST_PHYS_CHARACTERISTICS	GOM_INS_AXNIEC20050627_150440_20020301_000000_20100101_000000	1	11-OCT-2002 00:01:48
LEVEL-2_PROC_CONFIG	GOM_PR2_AXVIEC20091111_152718_20020301_000000_20500101_000000	1	11-OCT-2002 00:01:48
CROSS_SECTIONS_FILE	GOM_CRS_AXVIEC20091111_154832_20020301_000000_20500101_000000	1	11-OCT-2002 00:01:48



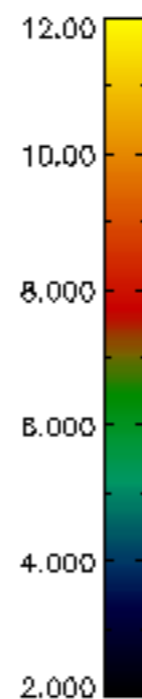
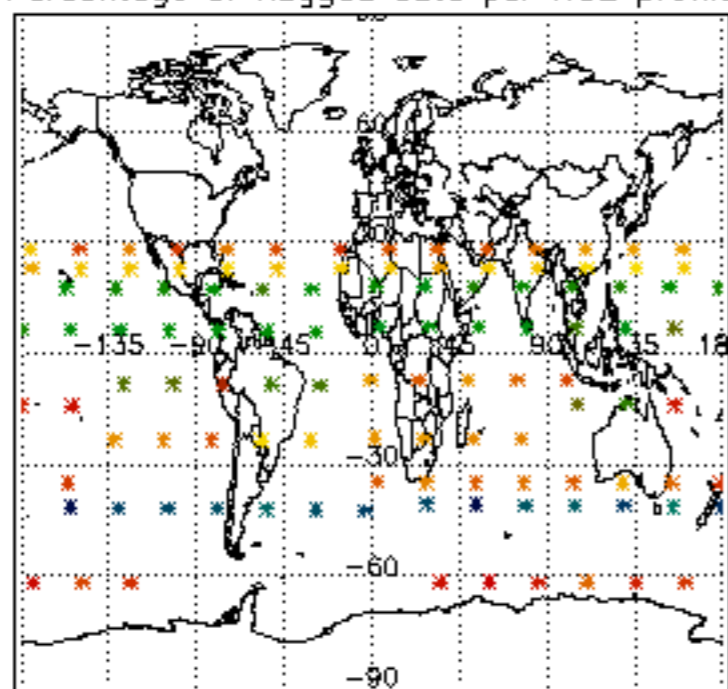
Percentage of flagged data per D3 profile



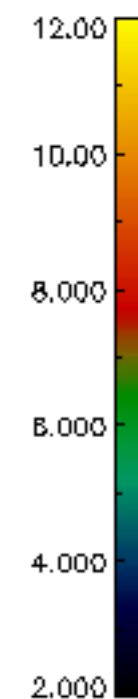
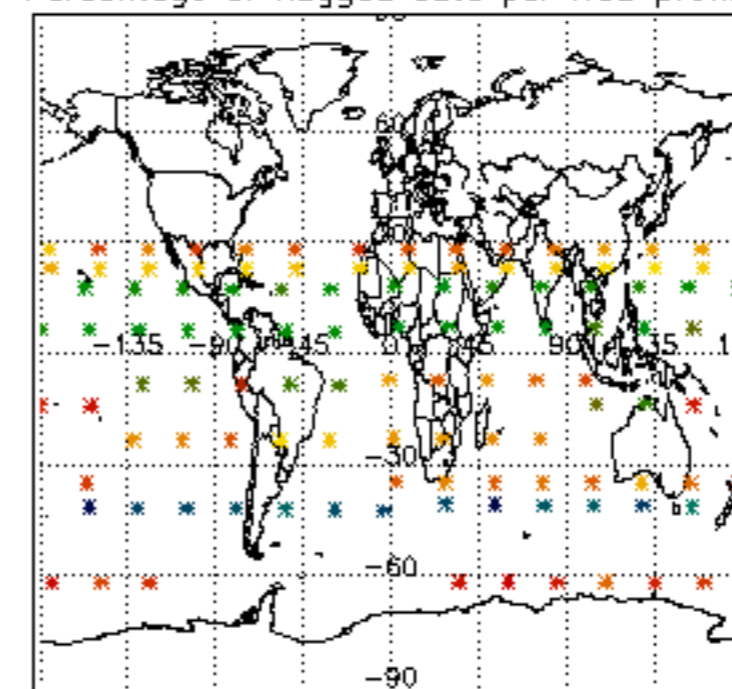
Percentage of flagged data per H2O profile

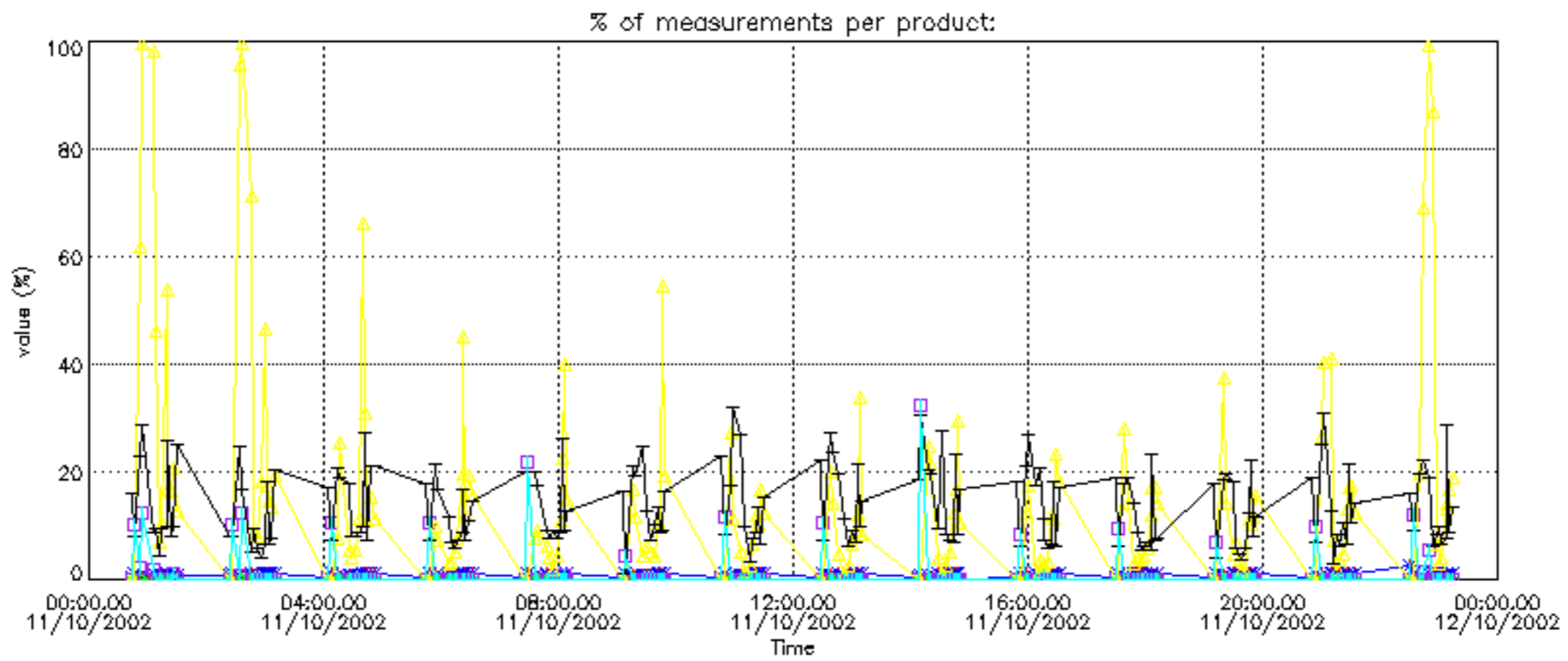
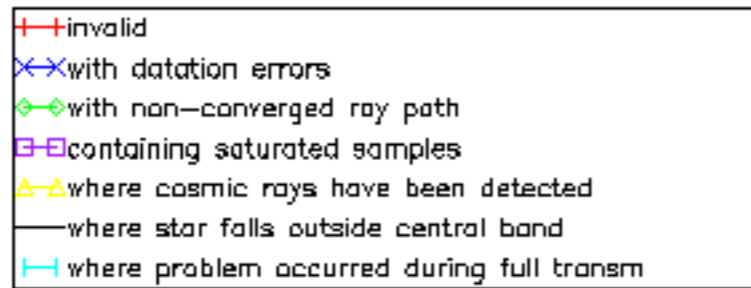


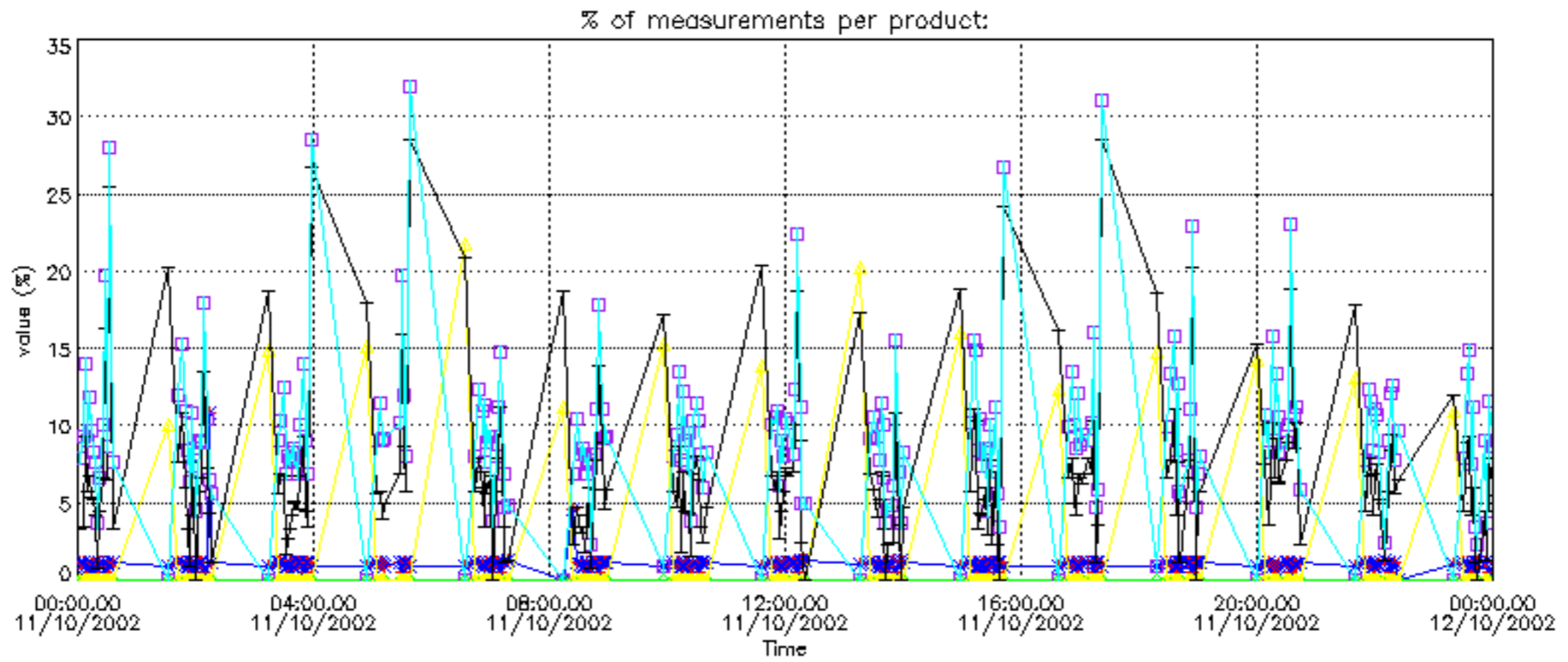
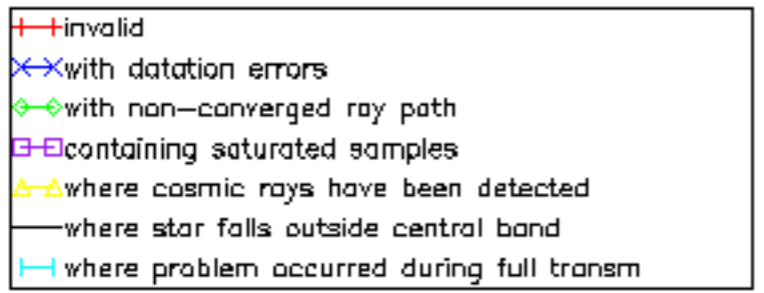
Percentage of flagged data per NO2 profile



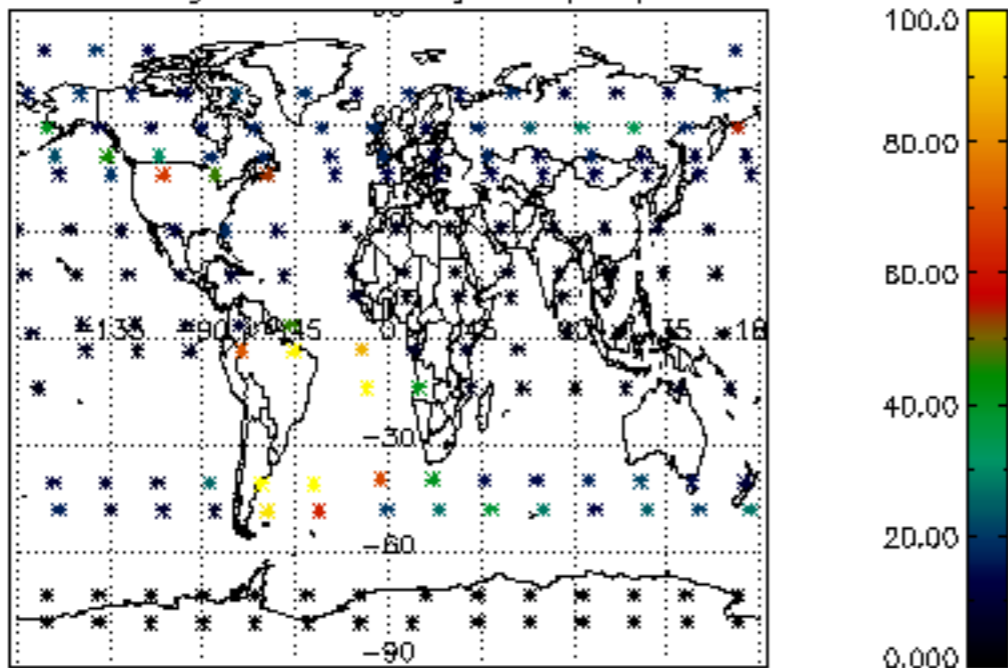
Percentage of flagged data per NO3 profile



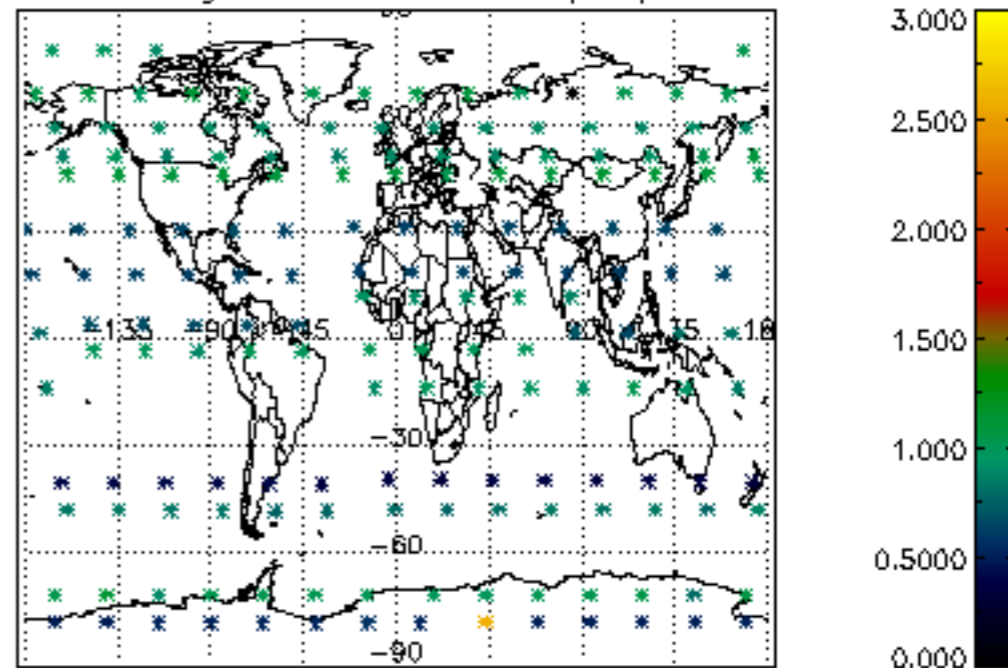




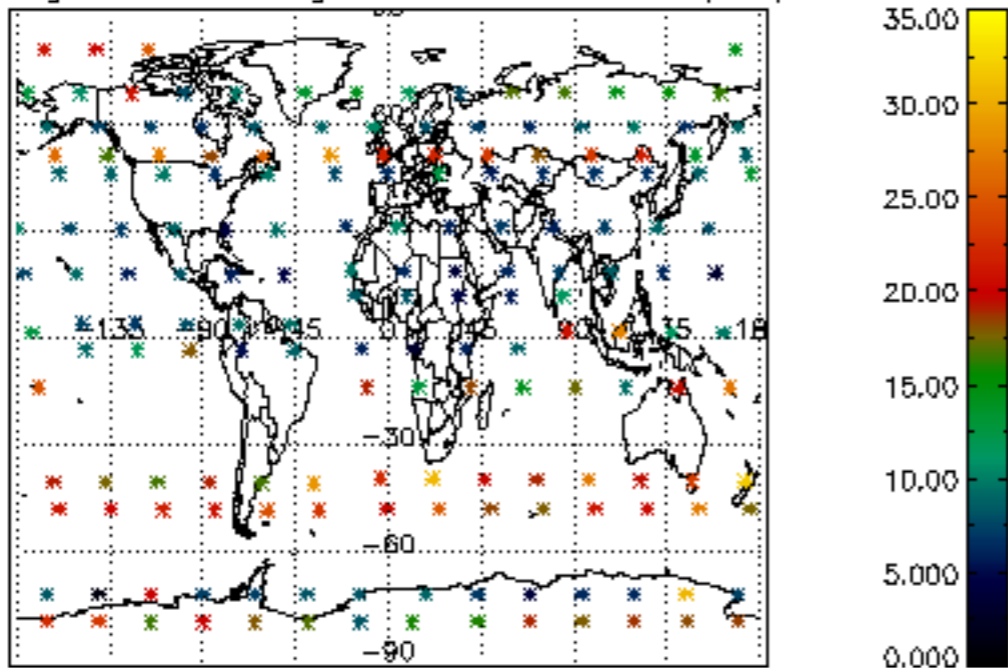
Percentage of cosmic ray hits per profile



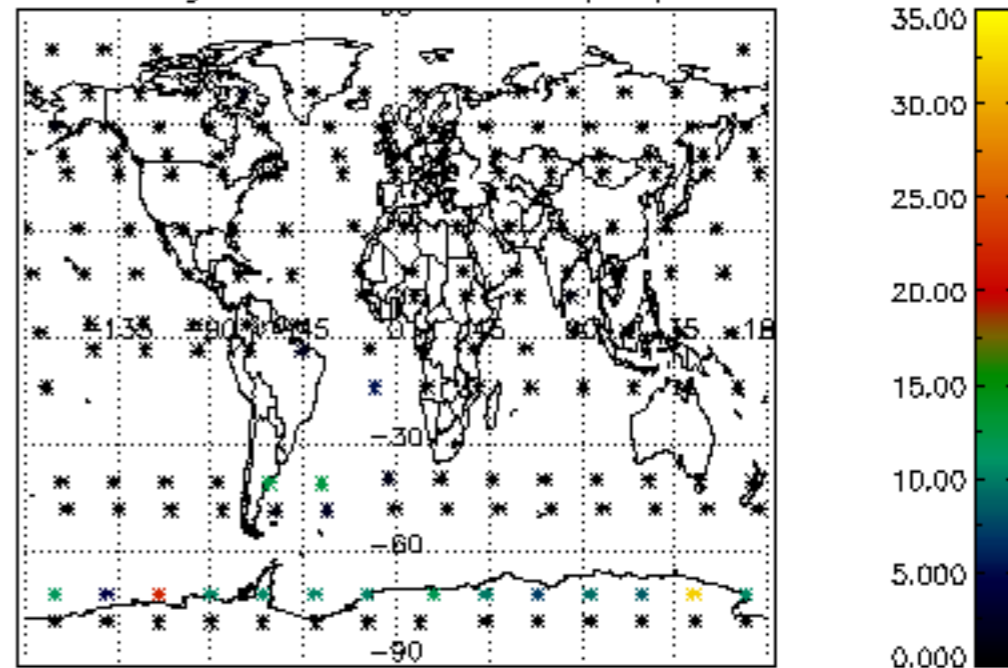
Percentage of datation errors per profile



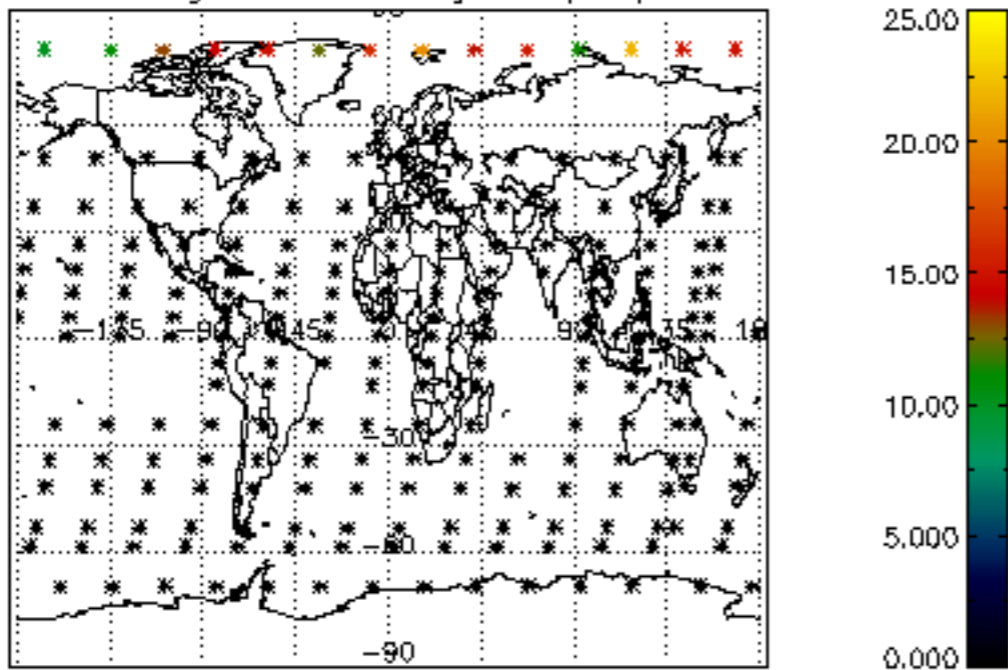
Percentage of star falling outside central band per profile



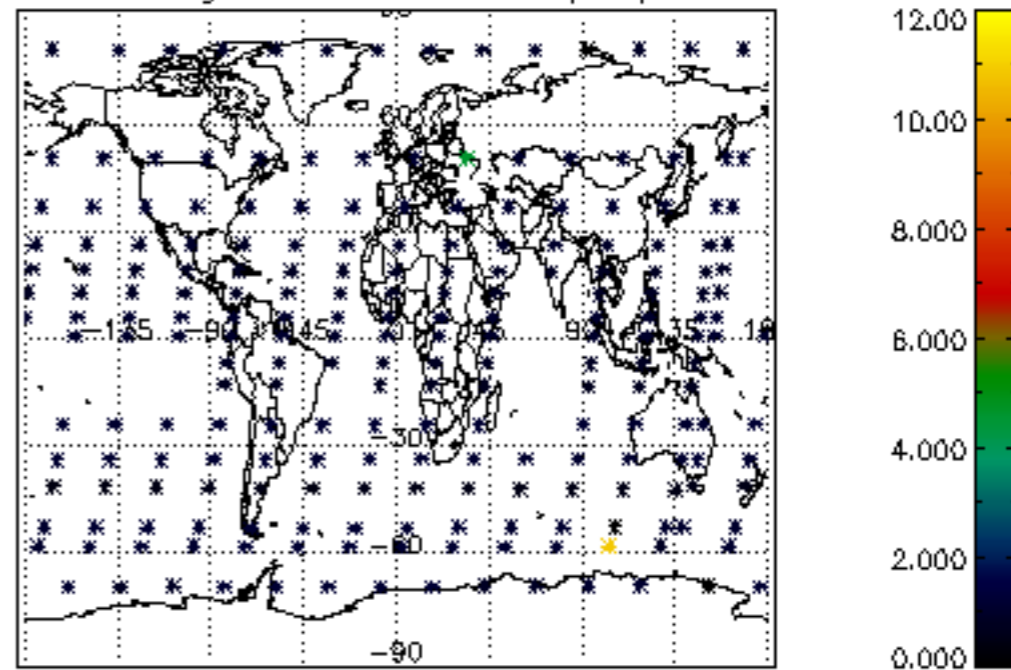
Percentage of saturation errors per profile



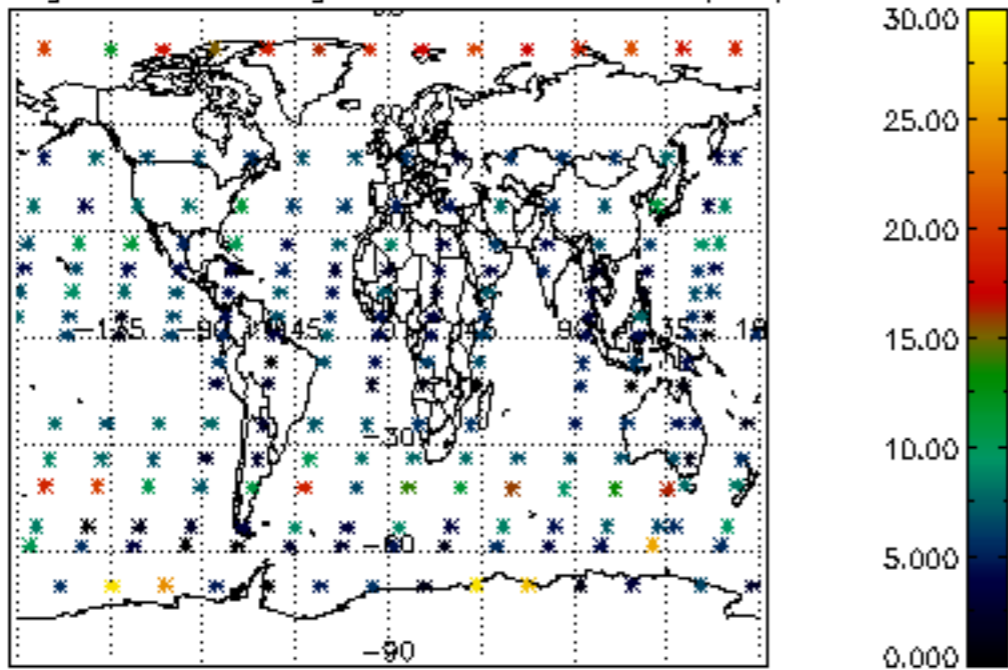
Percentage of cosmic ray hits per profile



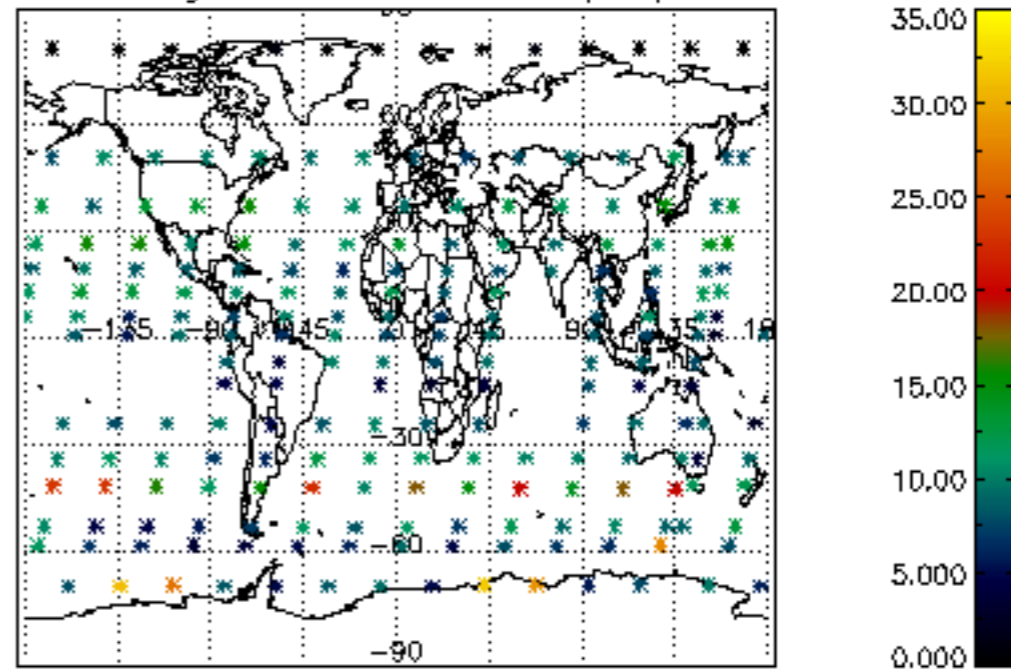
Percentage of datation errors per profile

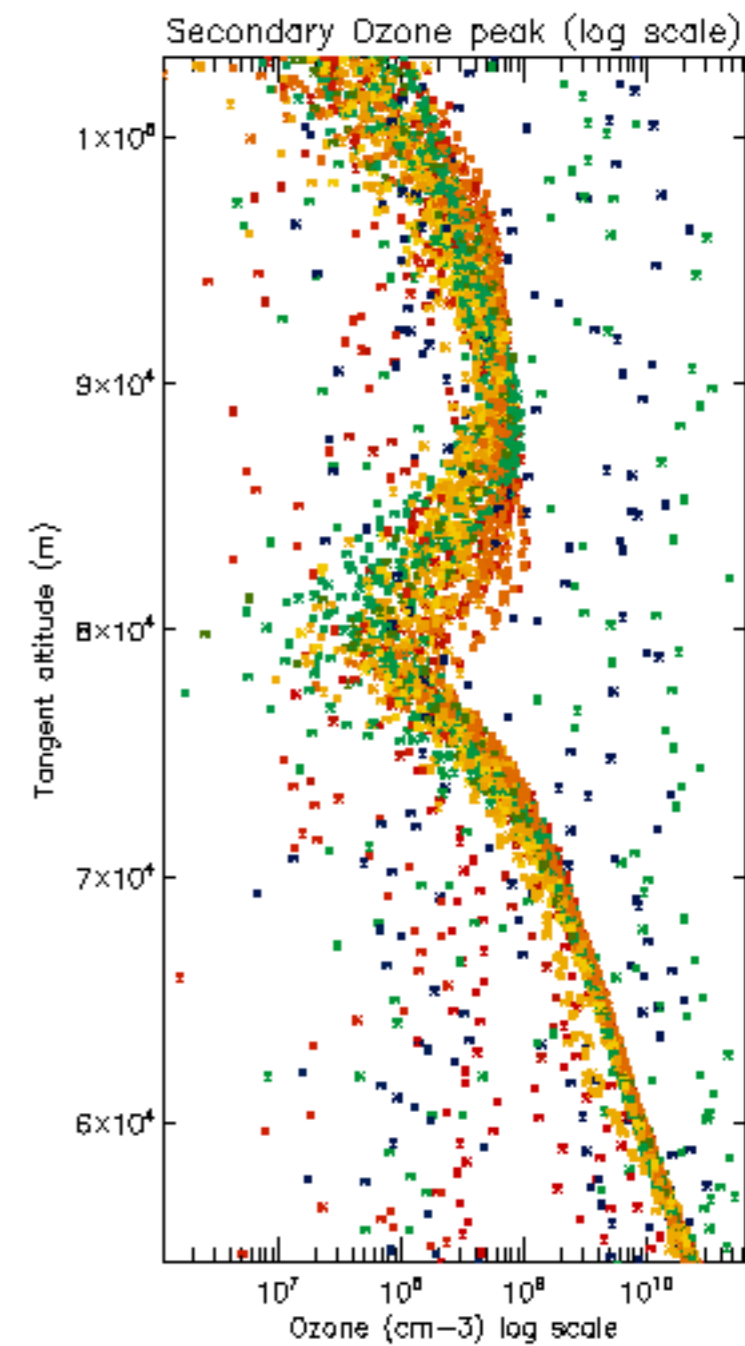
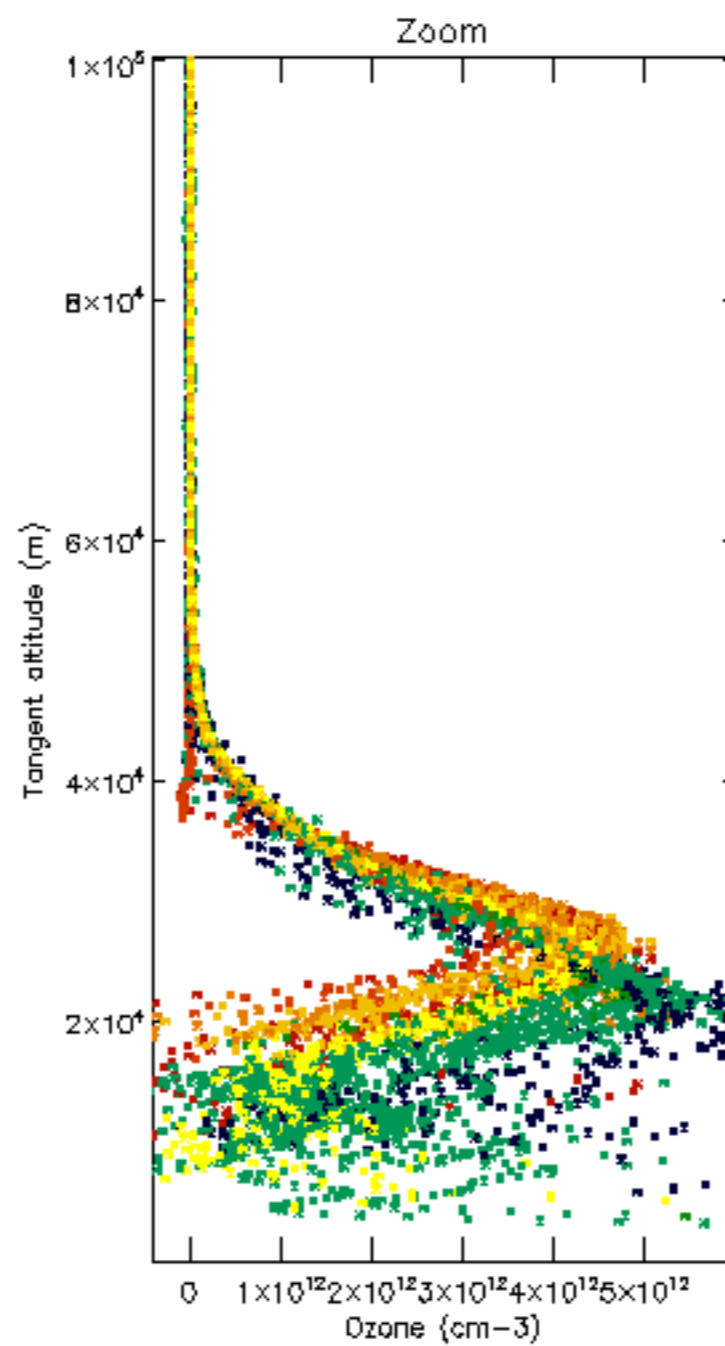
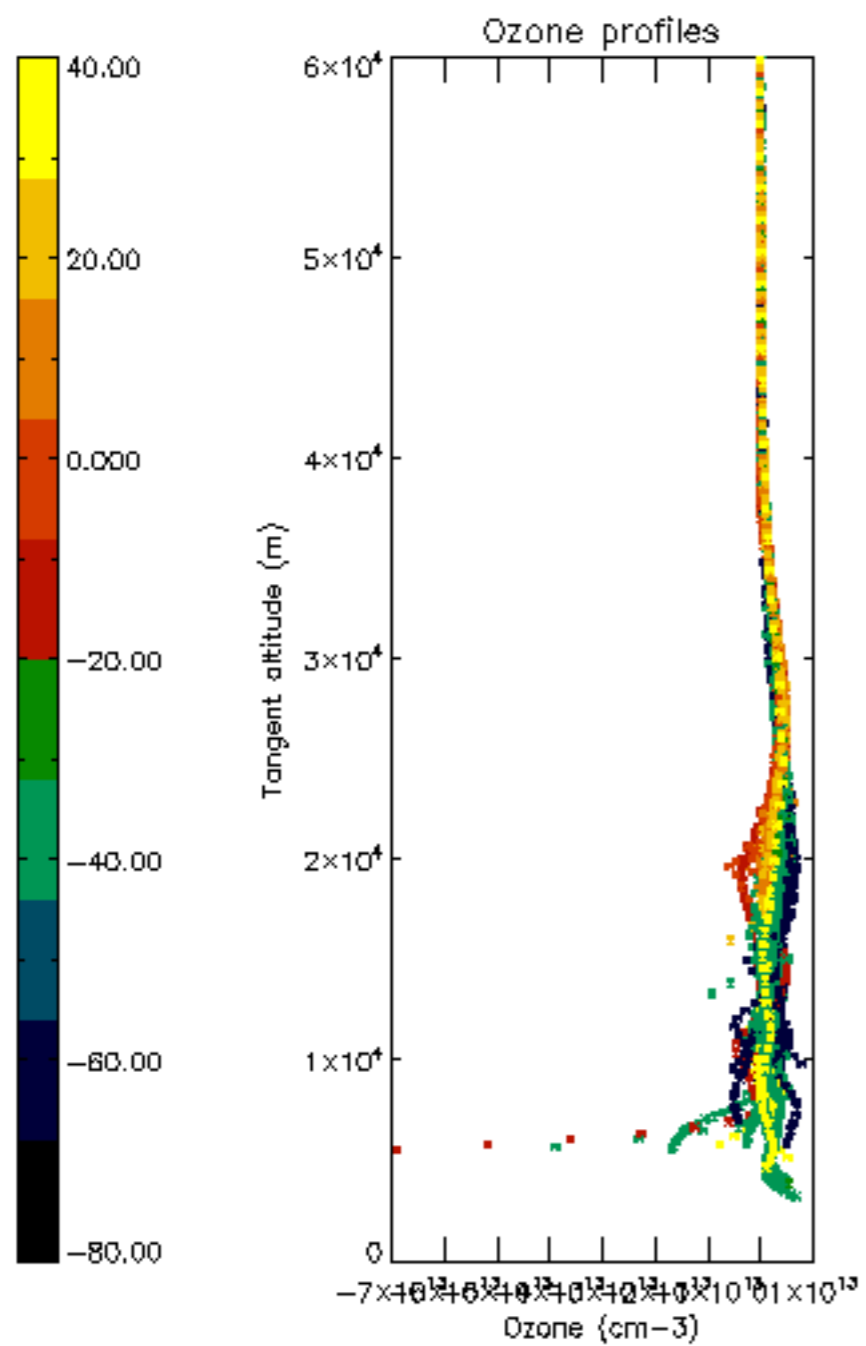


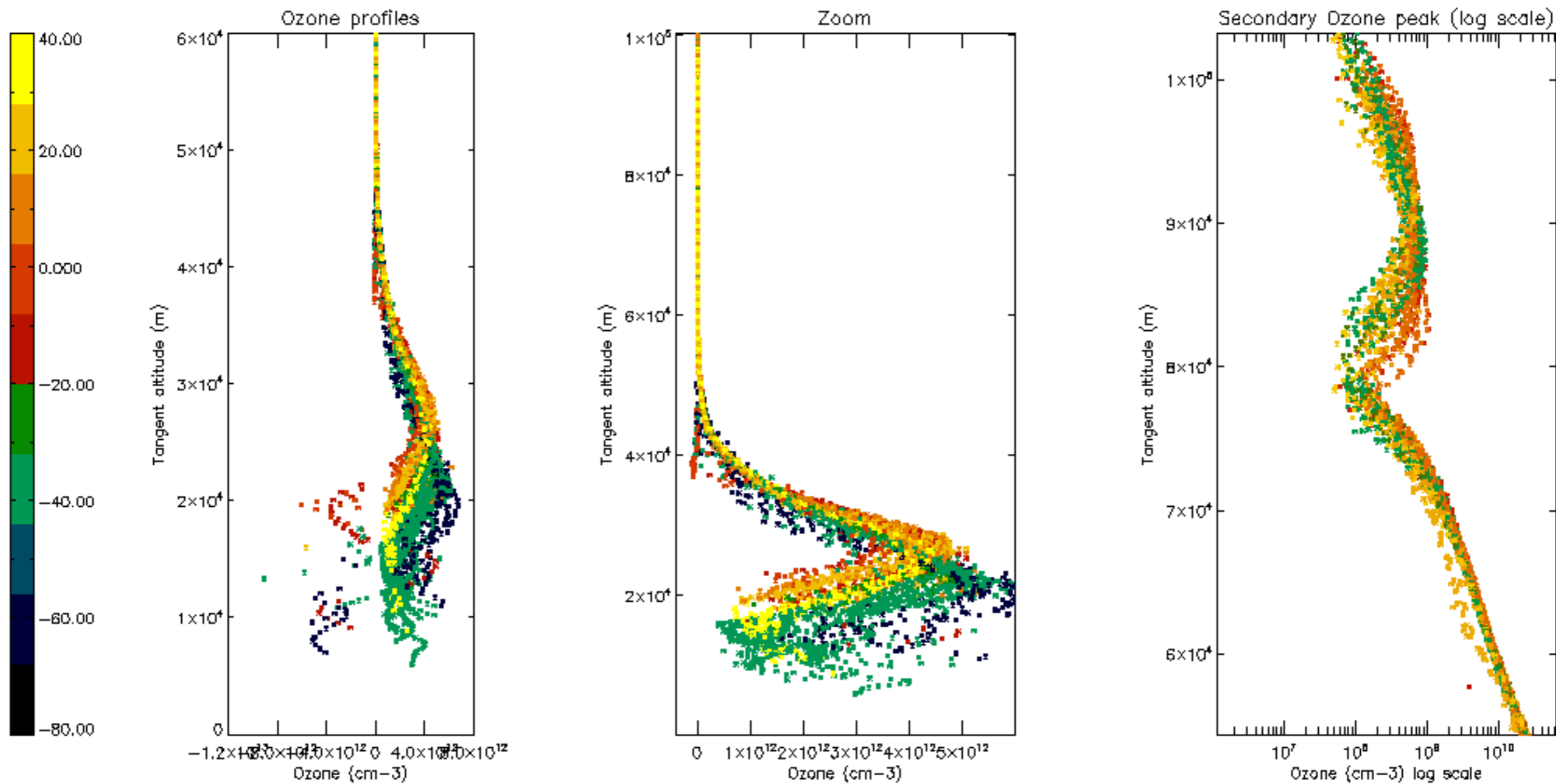
Percentage of star falling outside central band per profile

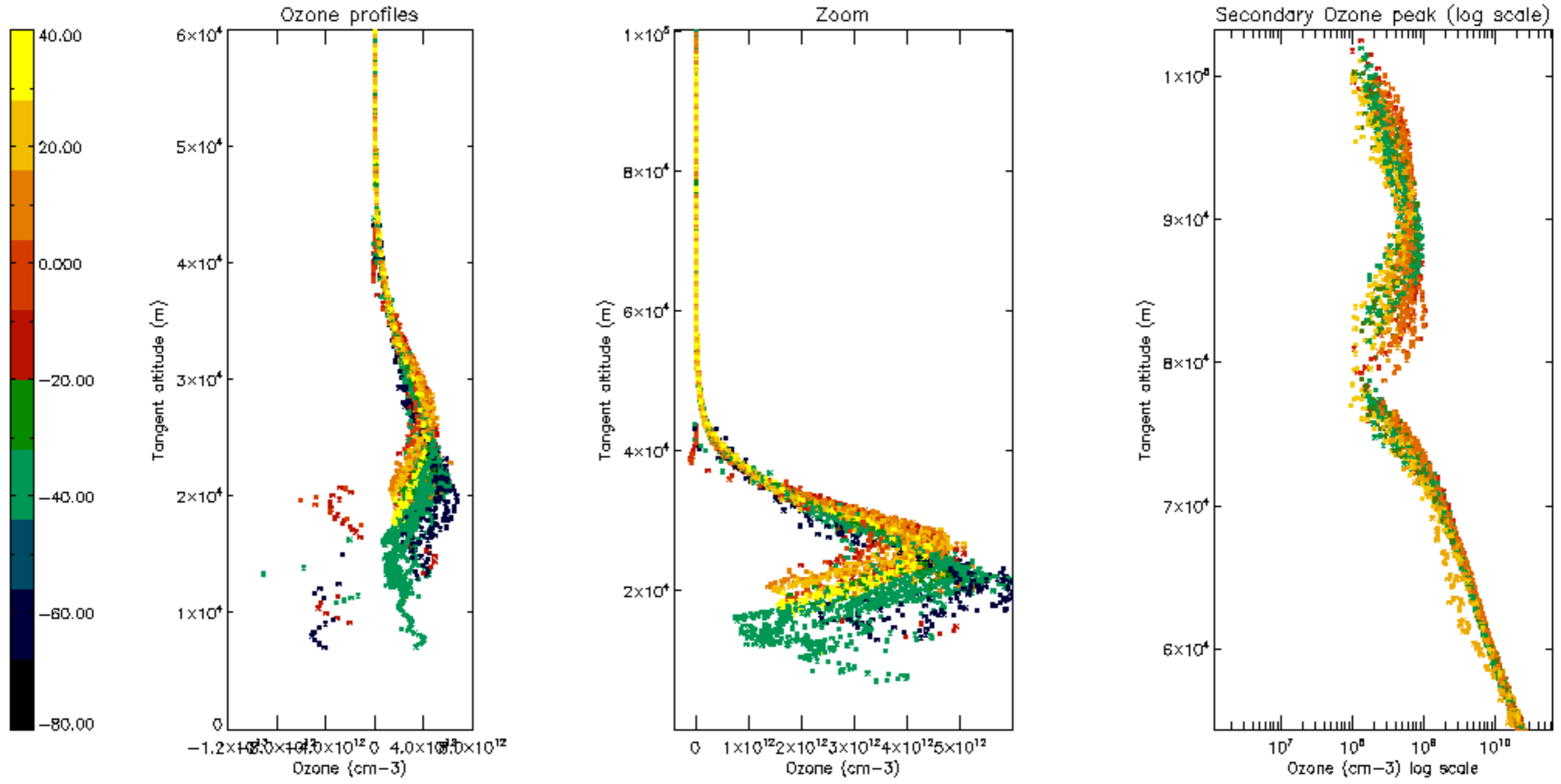


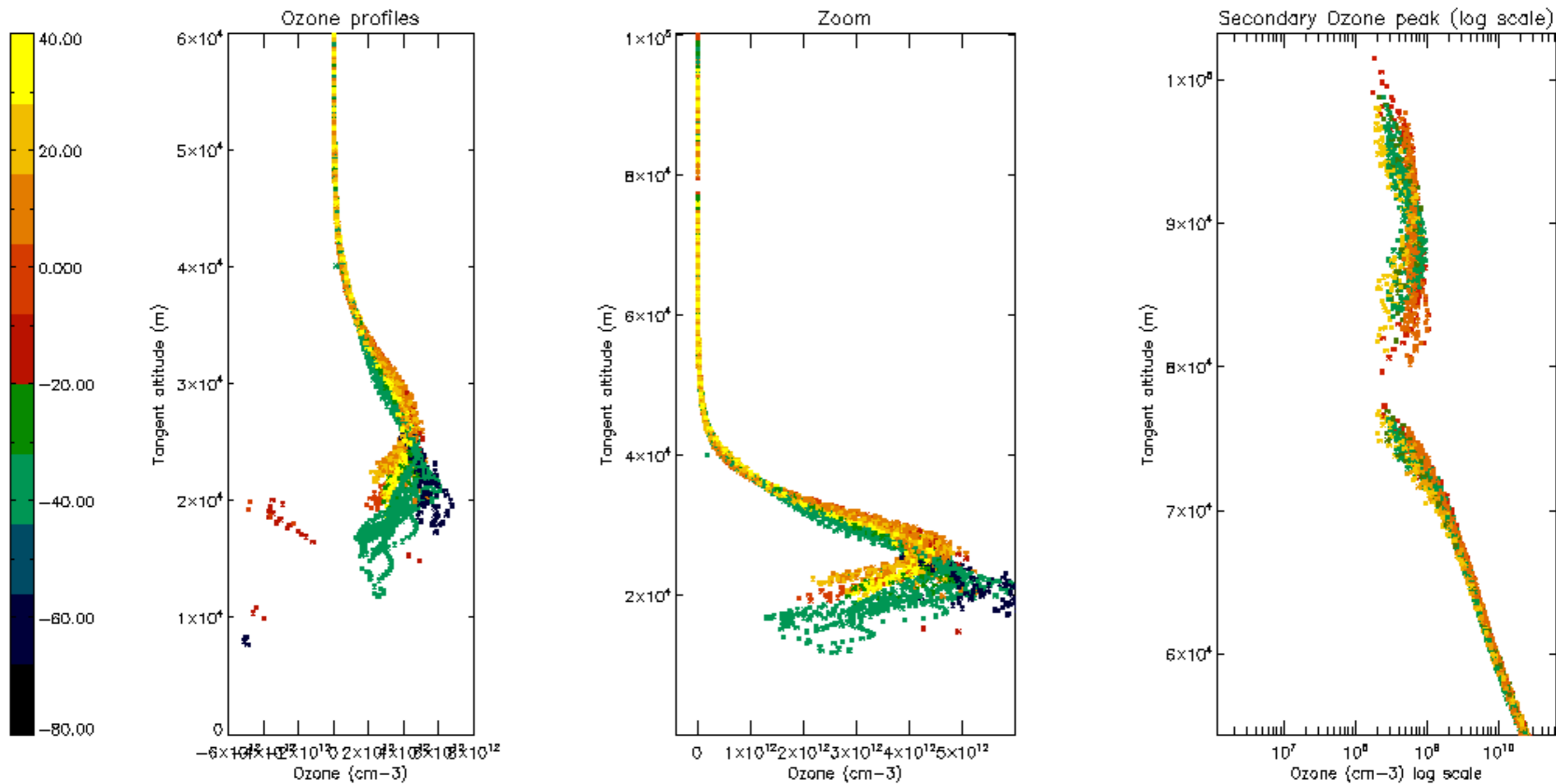
Percentage of saturation errors per profile

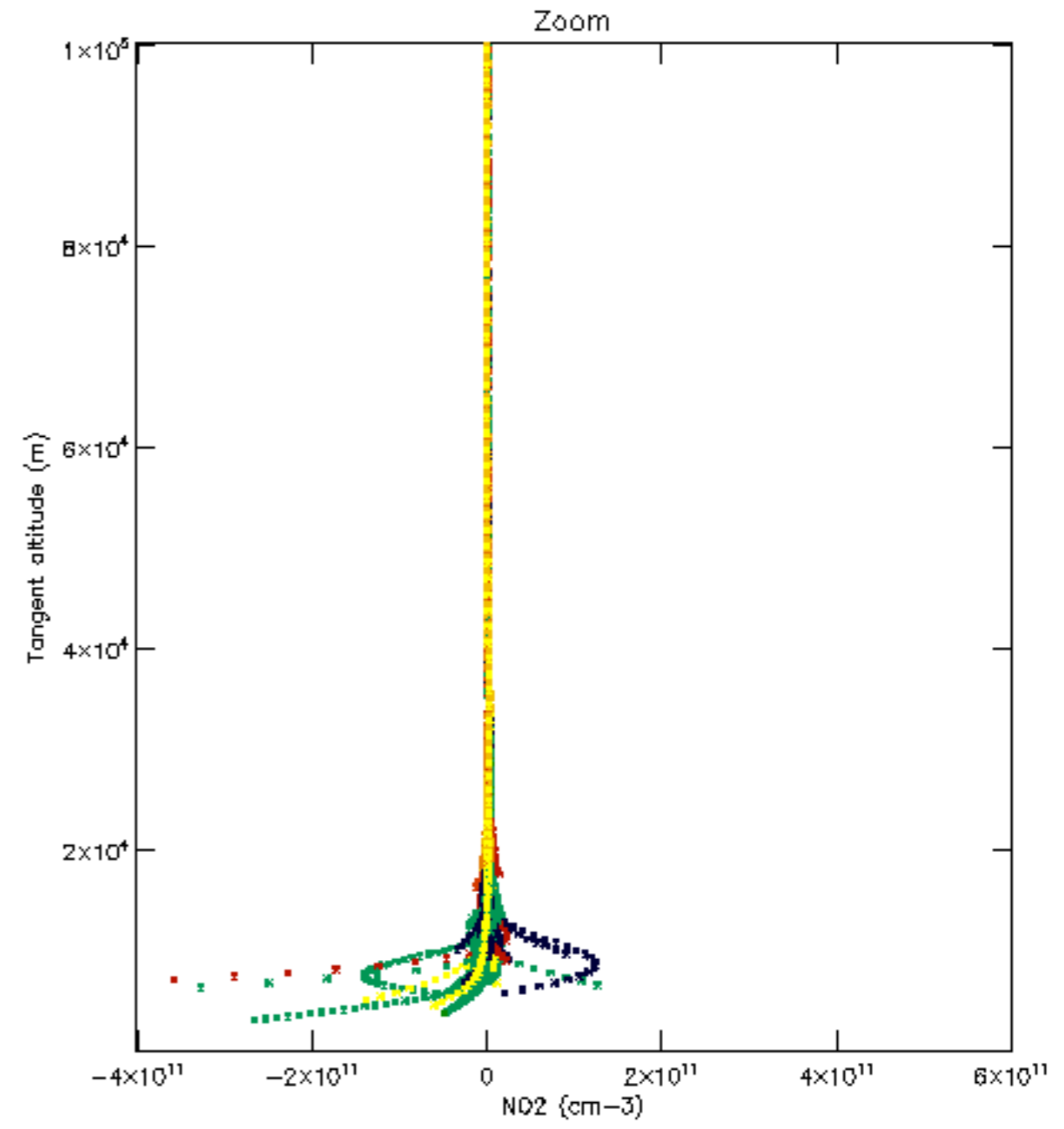
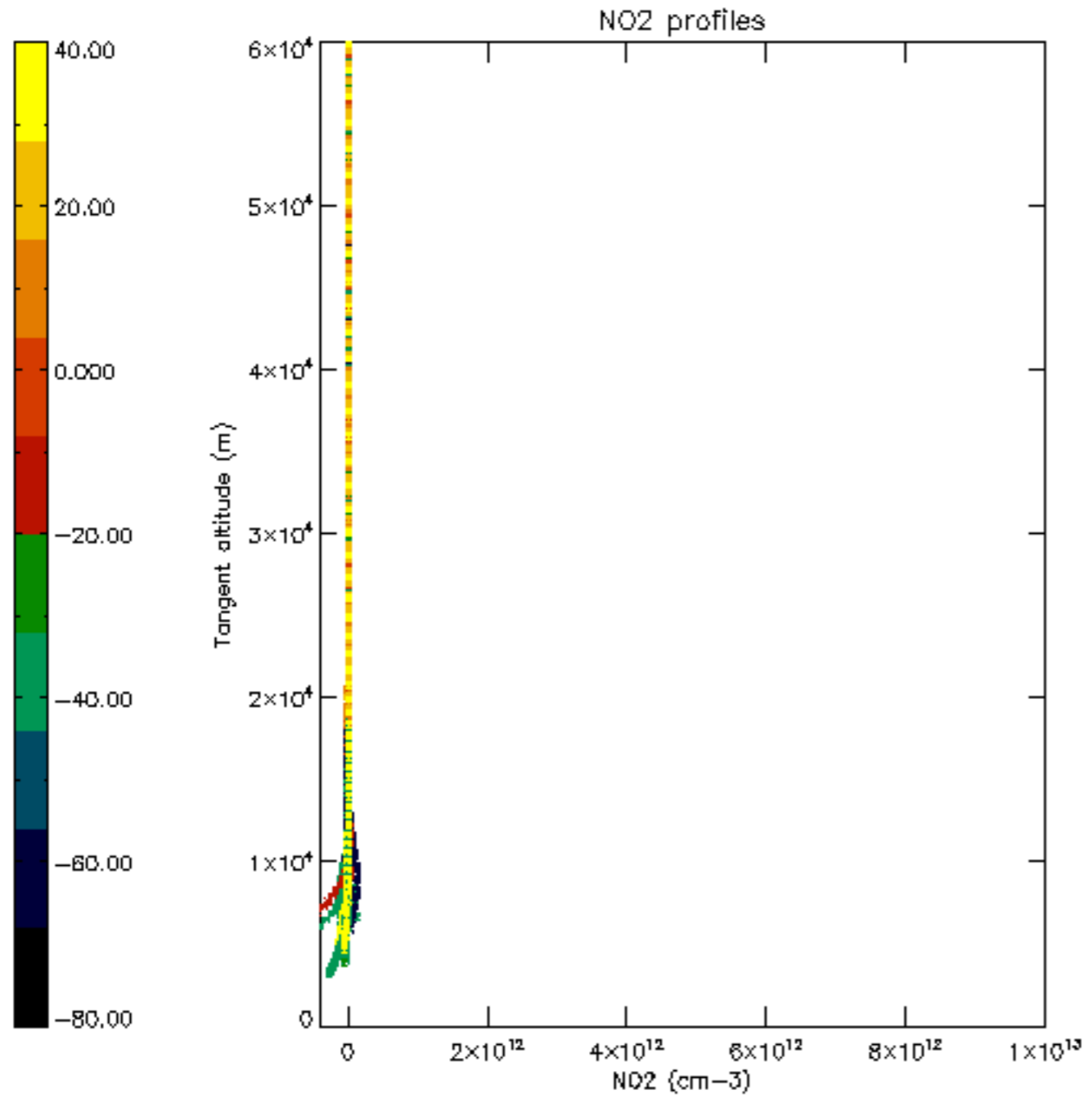


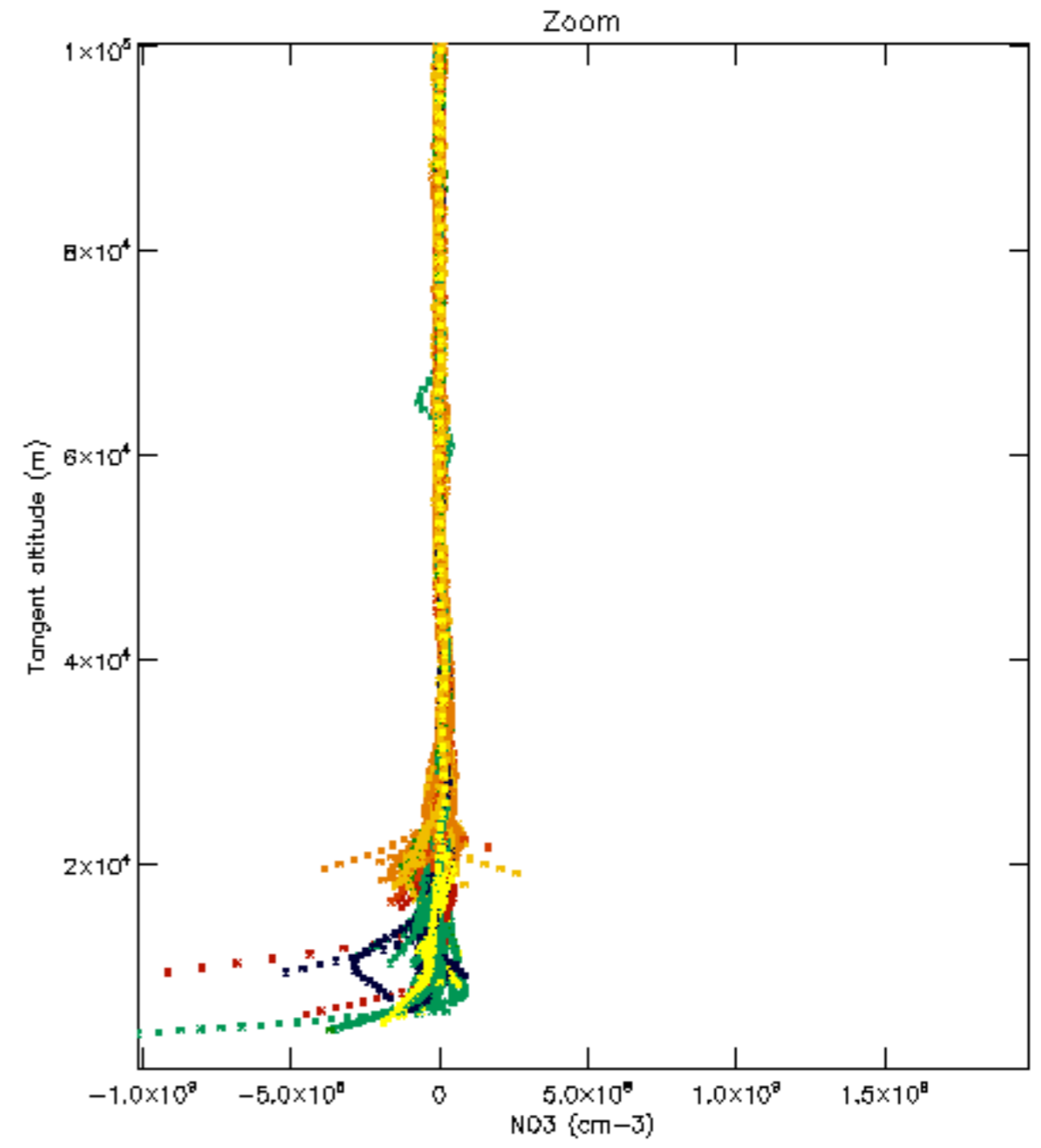
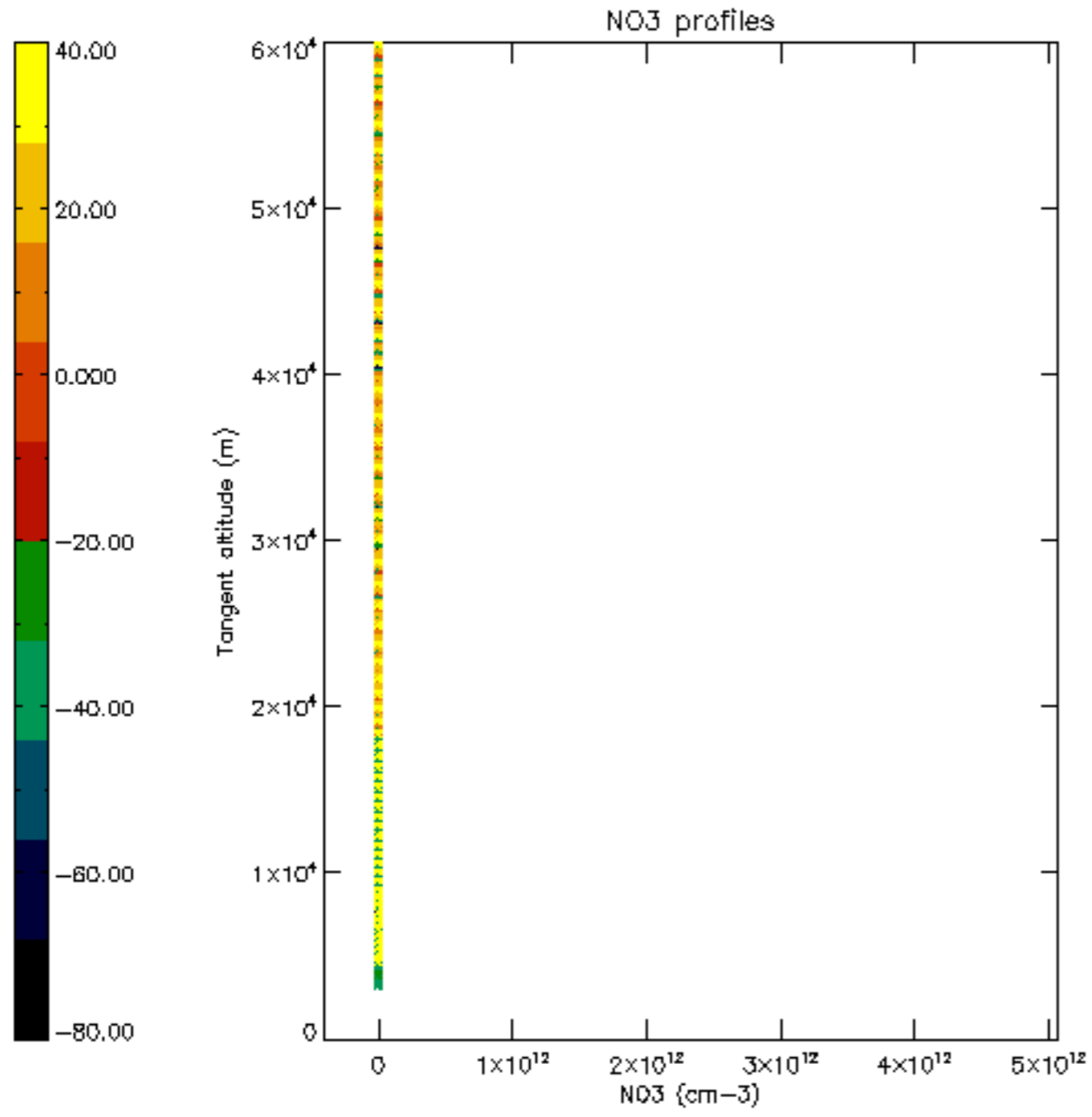


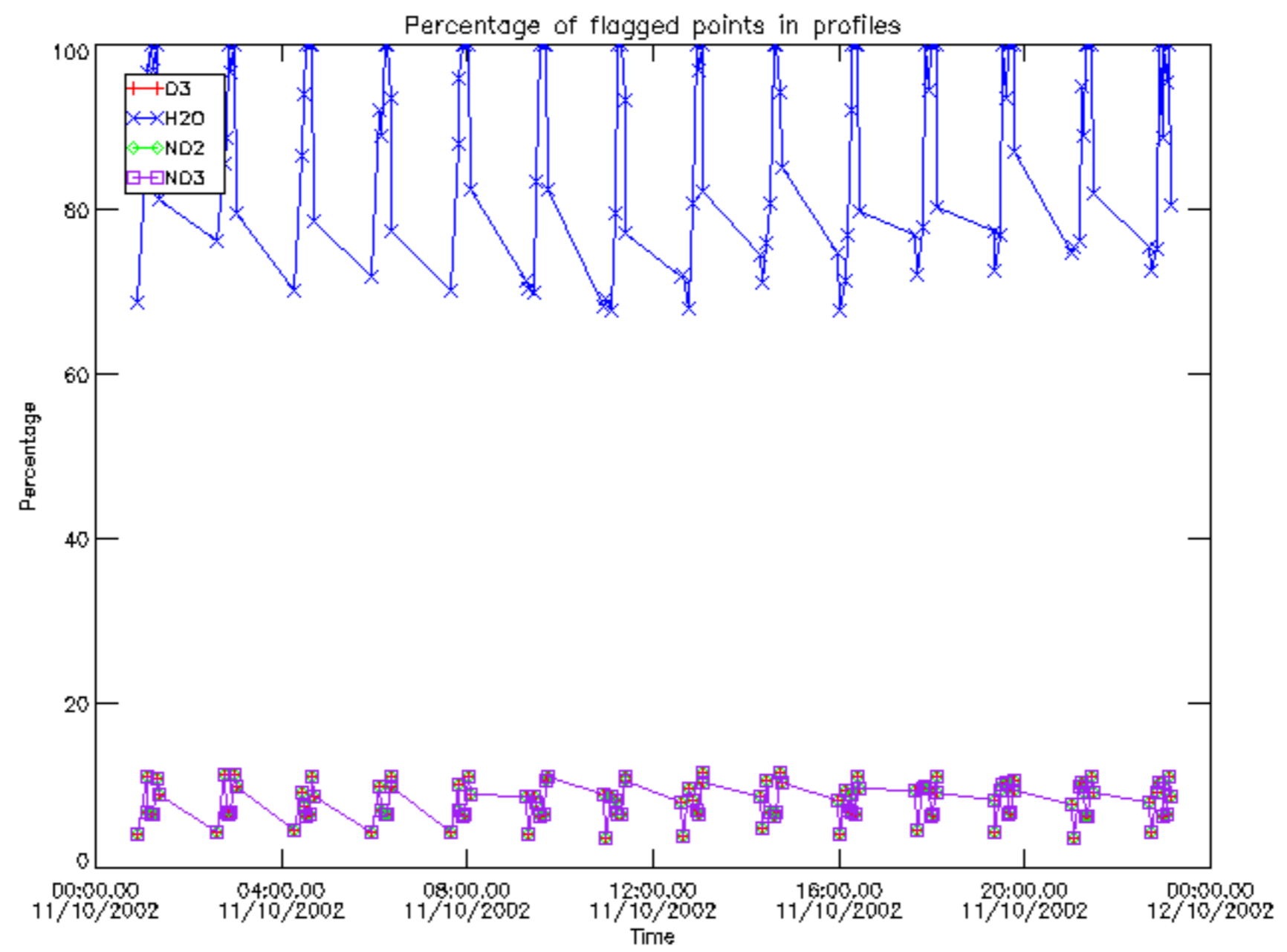




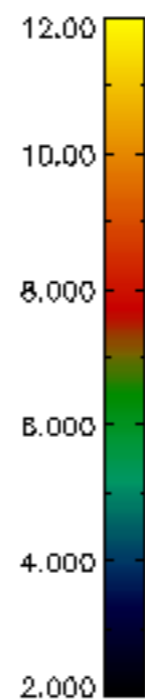
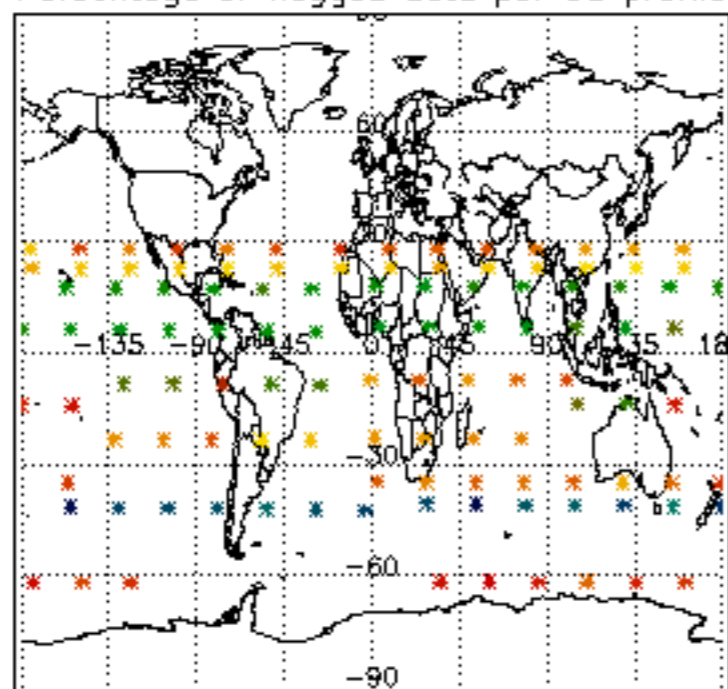




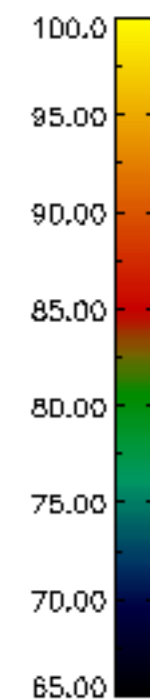
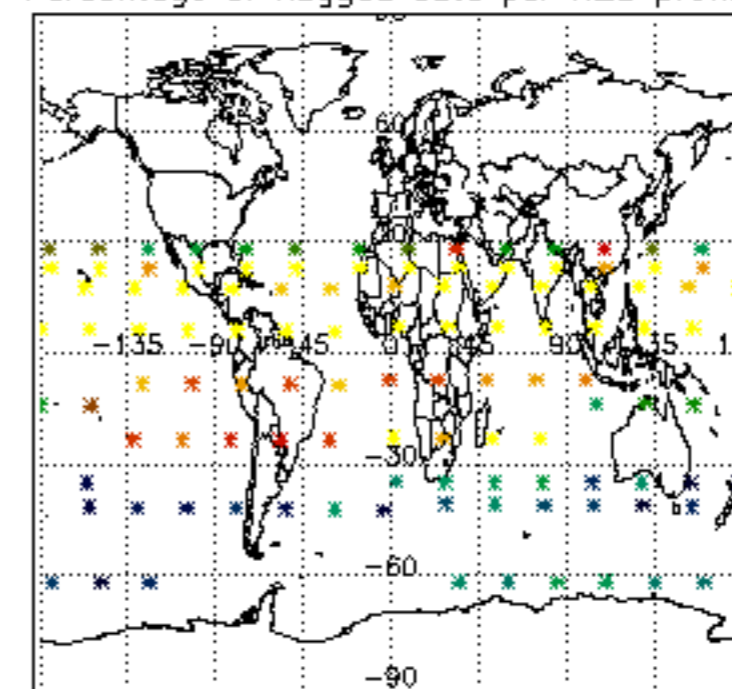




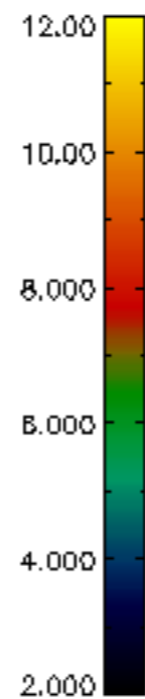
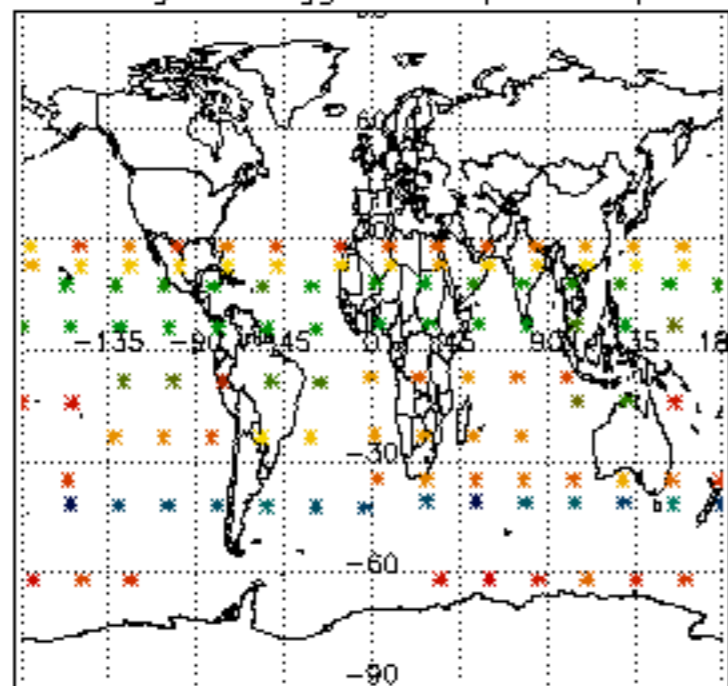
Percentage of flagged data per D3 profile



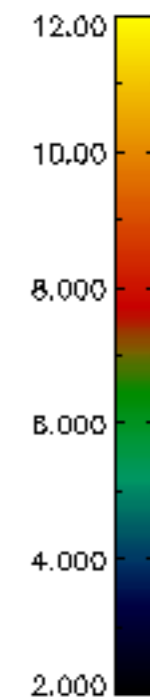
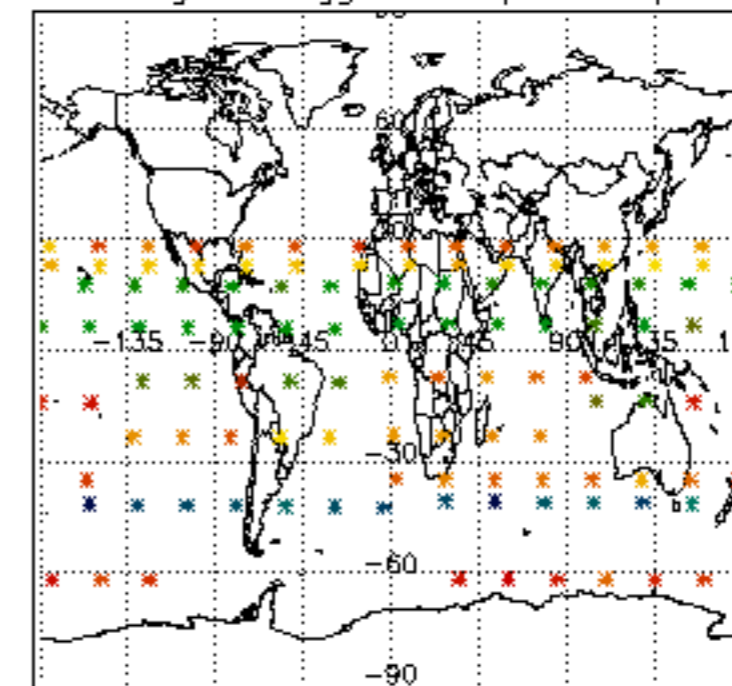
Percentage of flagged data per H2O profile

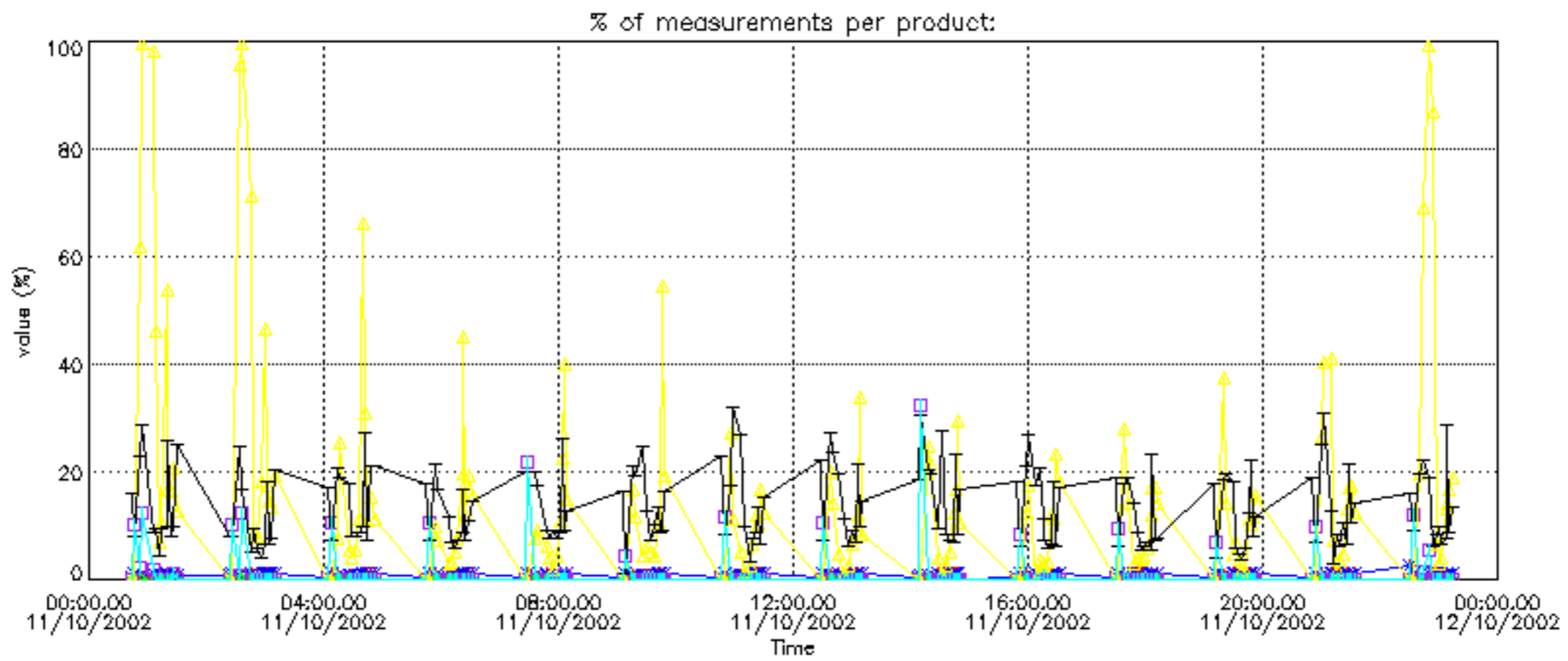
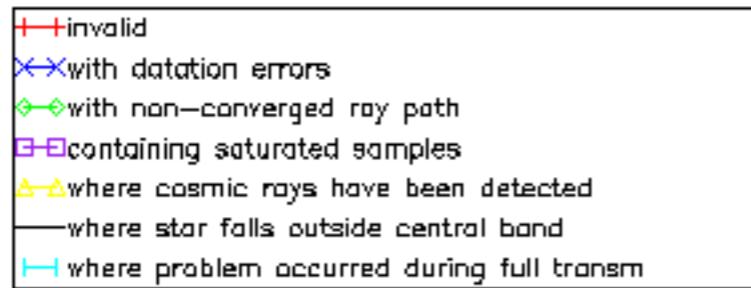


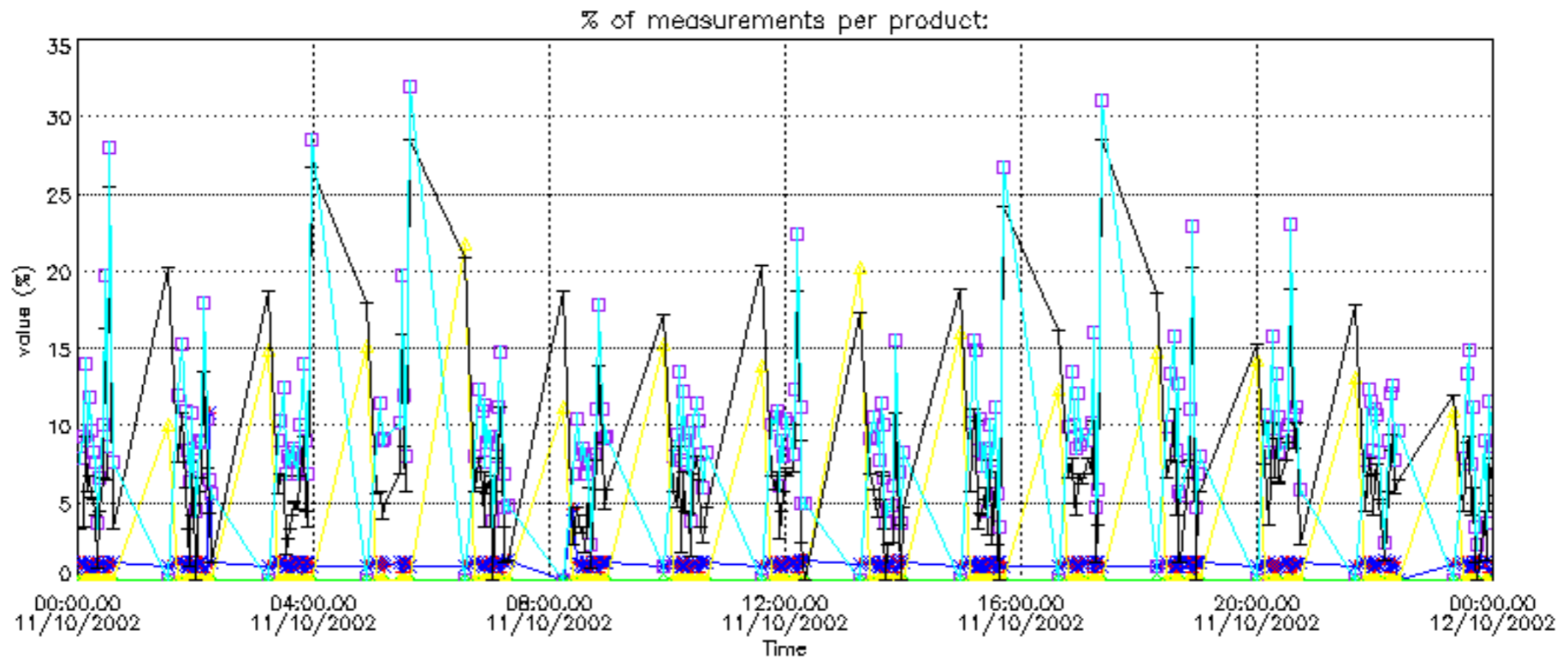
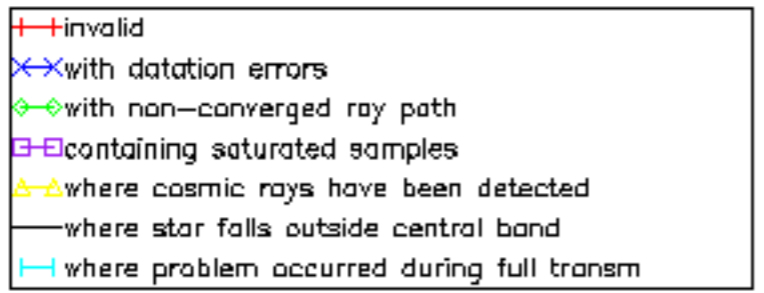
Percentage of flagged data per NO2 profile



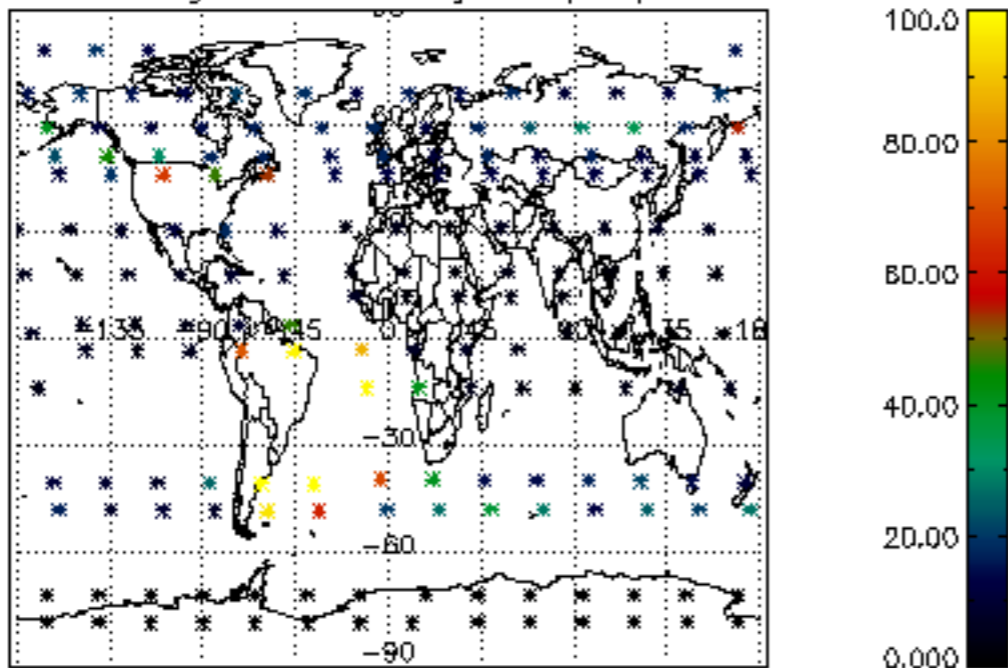
Percentage of flagged data per NO3 profile



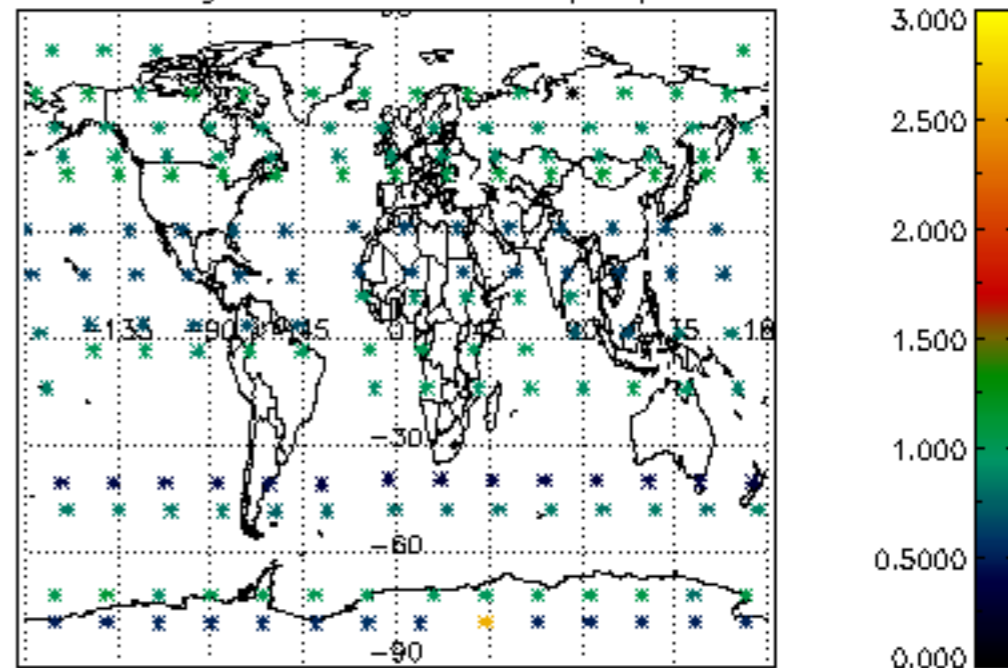




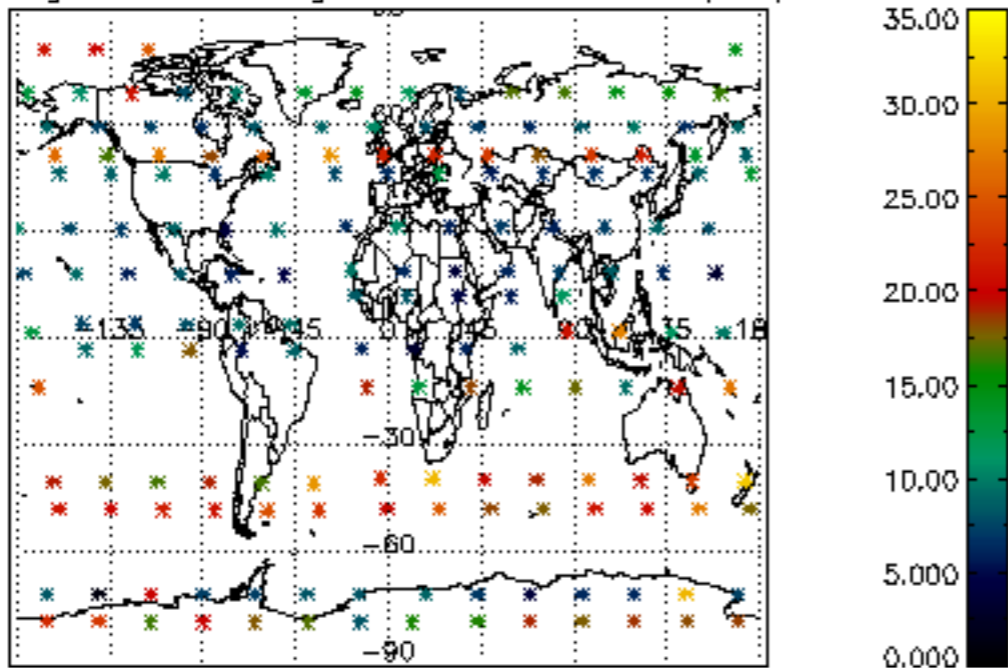
Percentage of cosmic ray hits per profile



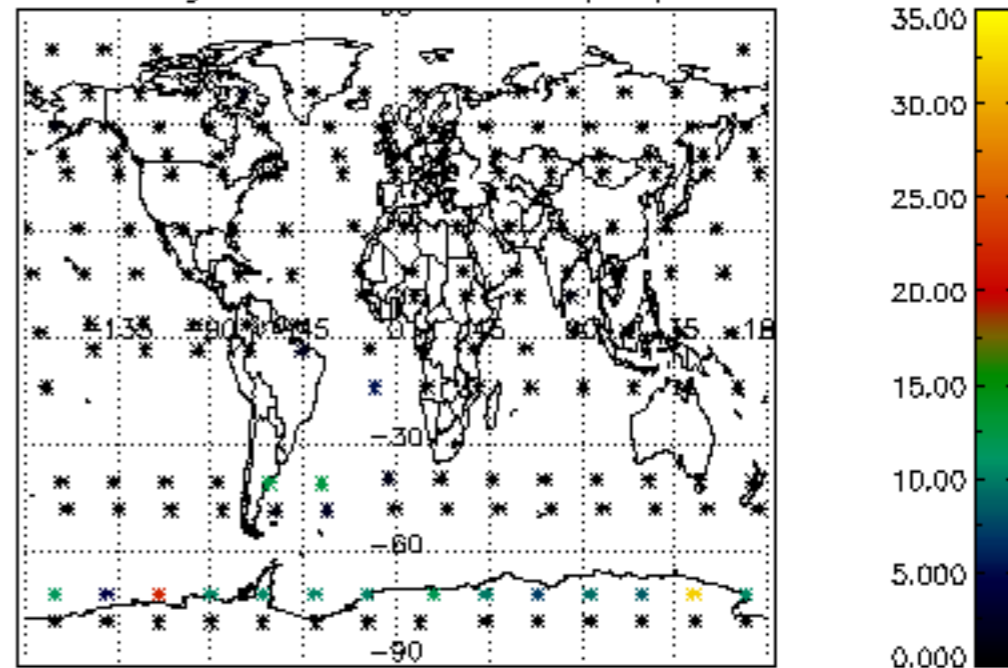
Percentage of datation errors per profile



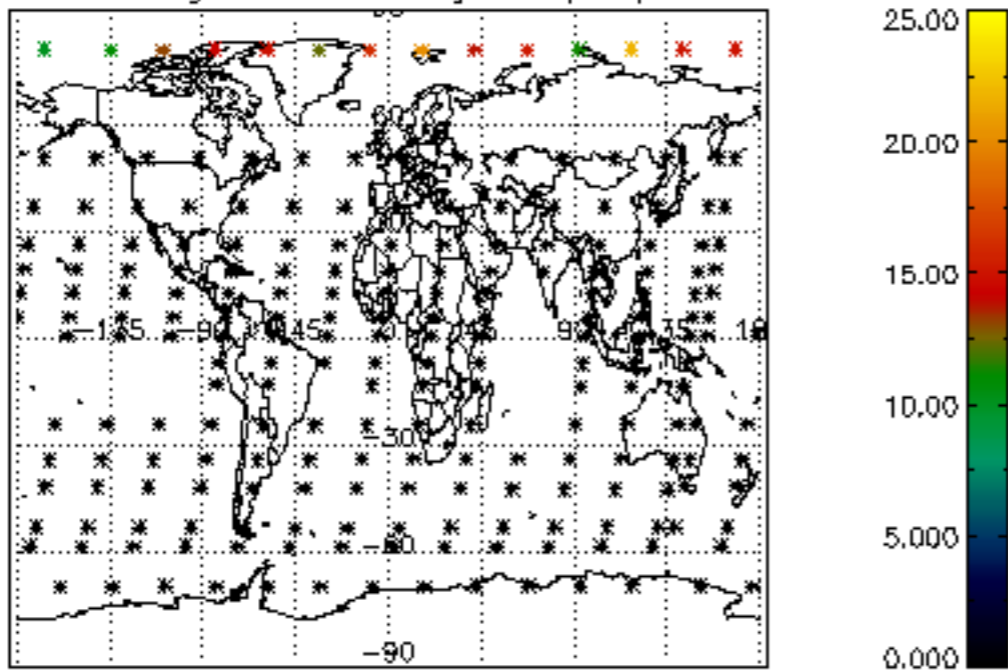
Percentage of star falling outside central band per profile



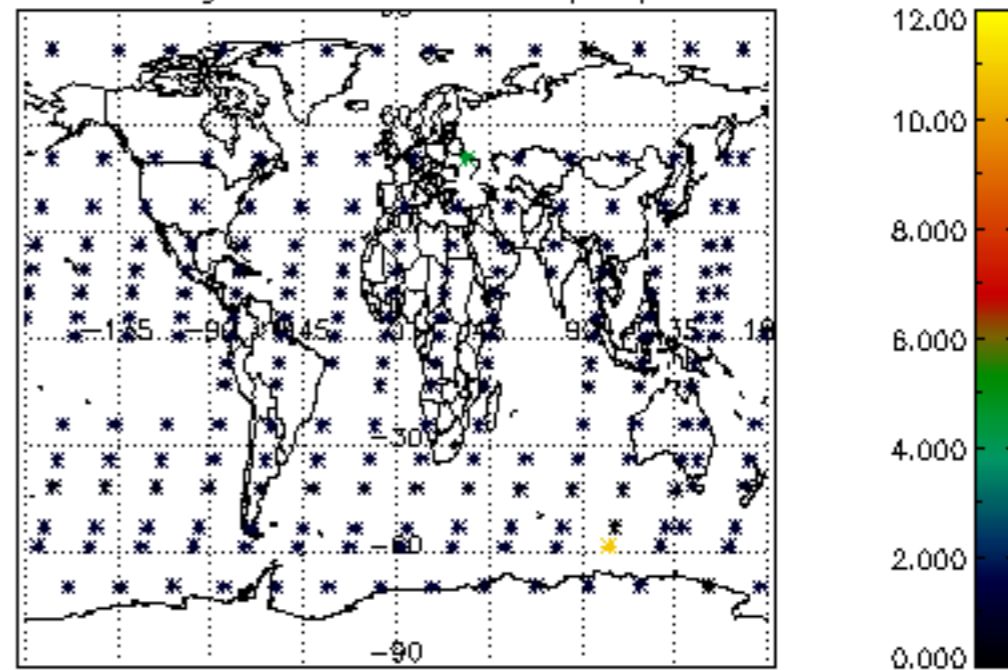
Percentage of saturation errors per profile



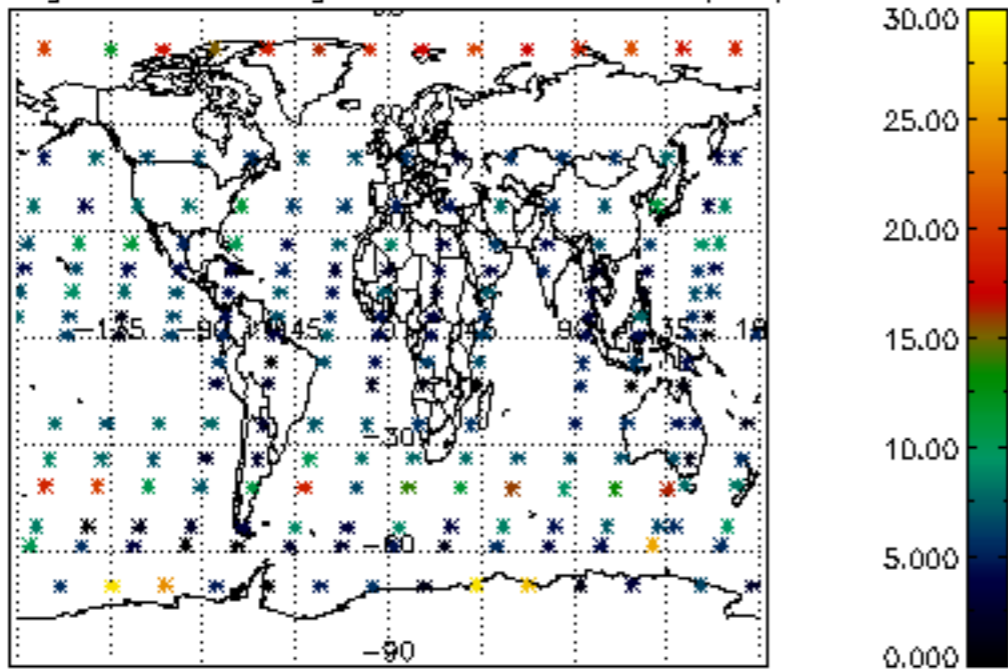
Percentage of cosmic ray hits per profile



Percentage of datation errors per profile



Percentage of star falling outside central band per profile



Percentage of saturation errors per profile

