

GOMOS Level 2 Daily Report

SUMMARY

[1. General Info](#)

[2. Summary of processed GOM_NL_2P products](#)

[3. Level 2 Quality information per product](#)

[3.1 Plot of level 2 quality information per product \(time dependant\)](#)

[3.2 Plot of level 2 quality information per product \(world map\)](#)

[4. Level 1 Quality information per product \(stored on level 2 products\)](#)

[4.1 Plot of level 1 quality information per product \(time dependant\)](#)

[4.1.1 Plot of level 1 quality information per product \(time dependant\): ASCENDING](#)

[4.1.2 Plot of level 1 quality information per product \(time dependant\): DESCENDING](#)

[4.2 Plot of level 1 quality information per product \(world map\)](#)

[4.2.1 Plot of level 1 quality information per product \(world map\): ASCENDING](#)

[4.2.2 Plot of level 1 quality information per product \(world map\): DESCENDING](#)

[5. Ozone profiles based on quality statistics and other trace gas profiles](#)

[5.1 Ozone statistics based on quality of products](#)

[5.2 Plot ozone profiles for all STD \(dark without errors\)](#)

[5.3 Plot ozone profiles where STD < 20% \(dark without errors\)](#)

[5.4. Plot ozone profiles where STD < 10% \(dark without errors\)](#)

[5.5. Plot ozone profiles where STD < 5% \(dark without errors\)](#)

[5.6 Plot NO2 profiles for all STD \(dark without errors\)](#)

[5.7 Plot NO3 profiles for all STD \(dark without errors\)](#)

[5.8 Plot H2O profiles \(only for occultations of stars 1,2,3,4,13,14,16,26,63 dark without errors\) for all STD](#)

[6. Auxiliary Data Files used for the production reported in section 2](#)

This report presents the daily analysis on parameters extracted from GOMOS level 2 data (GOM_NL__2P). It is intended to monitor some important parameters that will impact the quality of these products. A list of level 2 products (and content) that have arrived during the reporting day to the PCF is also given.

Item	Value
Time of report generation	17APR2013 19:12:51
Data source version	GOMOS/6.01
Start time of products	06-10-2002 (06OCT2002 00:00:00)
Stop time of products	07-10-2002 (07OCT2002 00:00:00)
Store outputs in DB	Yes
Nb of level 2 prods	214
Nb of prods with errors	2

2. Summary of processed GOM_NL__2P products.

Nr	Filename	UTC Start time	Limb	Duration	Star Id	Star Name	Star Mag	Star Temp	Nb Meas	Orbit	Prod. error
1	GOM_NL__2PRFIN20021006_000335_000001612010_00073_03133_1728.N1	06-OCT-2002 00:03:35	Straylight	160.50	170	27Eps Gem	3.0000	9700.0	321	3133	No
2	GOM_NL__2PRFIN20021006_000955_000000992010_00073_03133_1729.N1	06-OCT-2002 00:09:55	Dark	98.500	8	10Alp CMi	0.40000	6500.0	197	3133	No
3	GOM_NL__2PRFIN20021006_001639_000000582010_00073_03133_1730.N1	06-OCT-2002 00:16:39	Dark	57.500	132	15Rho Pup	2.8030	6900.0	115	3133	No
4	GOM_NL__2PRFIN20021006_001845_000000502010_00073_03133_1731.N1	06-OCT-2002 00:18:45	Dark	49.500	65	Lam Vel	2.2040	4400.0	99	3133	No
5	GOM_NL__2PRFIN20021006_002034_000000602010_00073_03133_1732.N1	06-OCT-2002 00:20:34	Dark	60.000	88	31Eta CMa	2.4480	20000.	120	3133	No
6	GOM_NL__2PRFIN20021006_002230_000001272010_00073_03133_1733.N1	06-OCT-2002 00:22:30	Dark	126.50	1	9Alp CMa	-1.4400	11000.	253	3133	No
7	GOM_NL__2PRFIN20021006_002528_000000542010_00074_03134_1704.N1	06-OCT-2002 00:25:28	Dark	53.500	161	Tau Pup	2.9310	4500.0	107	3134	No
8	GOM_NL__2PRFIN20021006_002653_000000522010_00074_03134_1705.N1	06-OCT-2002 00:26:53	Dark	51.500	2	Alp Car	-0.73600	7000.0	103	3134	No
9	GOM_NL__2PRFIN20021006_002957_000000762010_00074_03134_1706.N1	06-OCT-2002 00:29:57	Dark	76.000	108	Alp Col	2.6520	15200.	152	3134	No
10	GOM_NL__2PRFIN20021006_003323_000000442010_00074_03134_1707.N1	06-OCT-2002 00:33:23	Dark	44.000	135	Bet Hyi	2.8200	5800.0	88	3134	No
11	GOM_NL__2PRFIN20021006_003548_000000462010_00074_03134_1708.N1	06-OCT-2002 00:35:48	Dark	46.000	143	Alp Hyi	2.8570	7200.0	92	3134	No
12	GOM_NL__2PRFIN20021006_003716_000000522010_00074_03134_1709.N1	06-OCT-2002 00:37:16	Dark	51.500	9	Alp Eri	0.45300	24000.	103	3134	No
13	GOM_NL__2PRFIN20021006_003912_000000582010_00074_03134_1710.N1	06-OCT-2002 00:39:12	Straylight	57.500	157	The1Eri	2.9060	9300.0	115	3134	No
14	GOM_NL__2PRFIN20021006_004230_000000532010_00074_03134_1711.N1	06-OCT-2002 00:42:30	Straylight	52.500	84	Alp Phe	2.3970	4500.0	105	3134	No
15	GOM_NL__2PRFIN20021006_004703_000000512010_00074_03134_1712.N1	06-OCT-2002 00:47:03	Straylight	50.500	18	24Alp PsA	1.1660	9700.0	101	3134	No
16	GOM_NL__2PRFIN20021006_004916_000000532010_00074_03134_1713.N1	06-OCT-2002 00:49:16	Straylight	53.000	52	16Bet Cet	2.0370	4500.0	106	3134	No
17	GOM_NL__2PRFIN20021006_005146_000002182010_00074_03134_1714.N1	06-OCT-2002 00:51:46	Tw_i_and_stray	218.00	165	34Gam Eri	2.9500	3200.0	436	3134	No
18	GOM_NL__2PRFIN20021006_005924_000000442010_00074_03134_1715.N1	06-OCT-2002 00:59:24	Bright	44.000	90	54Alp Peg	2.4870	11000.	88	3134	No
19	GOM_NL__2PRFIN20021006_010259_000000462010_00074_03134_1716.N1	06-OCT-2002 01:02:59	Bright	46.000	93	53Bet Peg	2.5200	3100.0	92	3134	No
20	GOM_NL__2PRFIN20021006_010646_000000532010_00074_03134_1717.N1	06-OCT-2002 01:06:46	Bright	52.500	53	43Bet And	2.0480	3300.0	105	3134	No
21	GOM_NL__2PRFIN20021006_010928_000000642010_00074_03134_1718.N1	06-OCT-2002 01:09:28	Bright	63.500	173	4Bet Tri	3.0040	8900.0	127	3134	No
22	GOM_NL__2PRFIN20021006_011151_000000452010_00074_03134_1719.N1	06-OCT-2002 01:11:51	Bright	45.000	68	18Alp Cas	2.2250	4500.0	90	3134	No
23	GOM_NL__2PRFIN20021006_011316_000000492010_00074_03134_1720.N1	06-OCT-2002 01:13:16	Bright	48.500	76	27Gam Cas	2.3000	30000.	97	3134	No
24	GOM_NL__2PRFIN20021006_011633_000000602010_00074_03134_1721.N1	06-OCT-2002 01:16:33	Bright	60.000	160	23Gam Per	2.9300	4700.0	120	3134	No
25	GOM_NL__2PRFIN20021006_012017_000000462010_00074_03134_1722.N1	06-OCT-2002 01:20:17	Bright	45.500	49	1Alp UMi	1.9900	6300.0	91	3134	No
26	GOM_NL__2PRFIN20021006_012241_000000452010_00074_03134_1723.N1	06-OCT-2002 01:22:41	Bright	45.000	60	7Bet UMi	2.0810	3950.0	90	3134	No
27	GOM_NL__2PRFIN20021006_012822_000000452010_00074_03134_1724.N1	06-OCT-2002 01:28:22	Bright	44.500	36	50Alp UMa	1.8000	6300.0	89	3134	No
28	GOM_NL__2PRFIN20021006_012953_000000432010_00074_03134_1725.N1	06-OCT-2002 01:29:53	Bright	42.500	82	48Bet UMa	2.3650	10600.	85	3134	No
29	GOM_NL__2PRFIN20021006_013309_000000452010_00074_03134_1726.N1	06-OCT-2002 01:33:09	Bright	44.500	174	52Psi UMa	3.0040	4400.0	89	3134	No
30	GOM_NL__2PRFIN20021006_023221_000002182010_00075_03135_1704.N1	06-OCT-2002 02:32:21	Dark	218.00	165	34Gam Eri	2.9500	3200.0	436	3135	Yes
31	GOM_NL__2PRFIN20021006_024000_000000432010_00075_03135_1705.N1	06-OCT-2002 02:40:00	Bright	42.500	90	54Alp Peg	2.4870	11000.	85	3135	No
32	GOM_NL__2PRFIN20021006_024336_000000472010_00075_03135_1706.N1	06-OCT-2002 02:43:36	Bright	47.000	93	53Bet Peg	2.5200	3100.0	94	3135	No
33	GOM_NL__2PRFIN20021006_024722_000000562010_00075_03135_1707.N1	06-OCT-2002 02:47:22	Bright	55.500	53	43Bet And	2.0480	3300.0	111	3135	No
34	GOM_NL__2PRFIN20021006_025003_000000642010_00075_03135_1708.N1	06-OCT-2002 02:50:03	Bright	64.000	173	4Bet Tri	3.0040	8900.0	128	3135	No
35	GOM_NL__2PRFIN20021006_025227_000000492010_00075_03135_1709.N1	06-OCT-2002 02:52:27	Bright	49.000	68	18Alp Cas	2.2250	4500.0	98	3135	No
36	GOM_NL__2PRFIN20021006_025352_000000482010_00075_03135_1710.N1	06-OCT-2002 02:53:52	Bright	48.000	76	27Gam Cas	2.3000	30000.	96	3135	No
37	GOM_NL__2PRFIN20021006_025708_000000592010_00075_03135_1711.N1	06-OCT-2002 02:57:08	Bright	58.500	160	23Gam Per	2.9300	4700.0	117	3135	No
38	GOM_NL__2PRFIN20021006_030053_000000432010_00075_03135_1712.N1	06-OCT-2002 03:00:53	Bright	42.500	49	1Alp UMi	1.9900	6300.0	85	3135	No
39	GOM_NL__2PRFIN20021006_030317_000000452010_00075_03135_1713.N1	06-OCT-2002 03:03:17	Bright	44.500	60	7Bet UMi	2.0810	3950.0	89	3135	No
40	GOM_NL__2PRFIN20021006_030858_000000452010_00075_03135_1714.N1	06-OCT-2002 03:08:58	Bright	45.000	36	50Alp UMa	1.8000	6300.0	90	3135	No
41	GOM_NL__2PRFIN20021006_031029_000000442010_00075_03135_1715.N1	06-OCT-2002 03:10:29	Bright	43.500	82	48Bet UMa	2.3650	10600.	87	3135	No
42	GOM_NL__2PRFIN20021006_031345_000000422010_00075_03135_1716.N1	06-OCT-2002 03:13:45	Bright	42.000	174	52Psi UMa	3.0040	4400.0	84	3135	No

43	GOM_NL__2PRFIN20021006_031906_000000762010_00075_03135_1717.N1	06-OCT-2002 03:19:06	Bright	75.500	24	66Alp Gem	1.5800	10200.	151	3135	No
44	GOM_NL__2PRFIN20021006_032450_000001692010_00075_03135_1718.N1	06-OCT-2002 03:24:50	Straylight	169.00	170	27Eps Gem	3.0000	9700.0	338	3135	No
45	GOM_NL__2PRFIN20021006_033109_000001112010_00075_03135_1719.N1	06-OCT-2002 03:31:09	Dark	110.50	8	10Alp CMi	0.40000	6500.0	221	3135	No
46	GOM_NL__2PRFIN20021006_033753_000000582010_00075_03135_1720.N1	06-OCT-2002 03:37:53	Dark	57.500	132	15Rho Pup	2.8030	6900.0	115	3135	No
47	GOM_NL__2PRFIN20021006_033958_000000522010_00075_03135_1721.N1	06-OCT-2002 03:39:58	Dark	51.500	65	Lam Vel	2.2040	4400.0	103	3135	No
48	GOM_NL__2PRFIN20021006_034131_000000512010_00075_03135_1722.N1	06-OCT-2002 03:41:31	Dark	50.500	70	Zet Pup	2.2460	39000.	101	3135	No
49	GOM_NL__2PRFIN20021006_034346_000001042010_00075_03135_1723.N1	06-OCT-2002 03:43:46	Dark	104.00	1	9Alp CMa	-1.4400	11000.	208	3135	No
50	GOM_NL__2PRFIN20021006_034806_000000572010_00076_03136_1727.N1	06-OCT-2002 03:48:06	Dark	57.000	2	Alp Car	-0.73600	7000.0	114	3136	No
51	GOM_NL__2PRFIN20021006_035435_000000452010_00076_03136_1728.N1	06-OCT-2002 03:54:35	Dark	44.500	135	Bet Hyi	2.8200	5800.0	89	3136	No
52	GOM_NL__2PRFIN20021006_035701_000000472010_00076_03136_1729.N1	06-OCT-2002 03:57:01	Dark	46.500	143	Alp Hyi	2.8570	7200.0	93	3136	No
53	GOM_NL__2PRFIN20021006_035828_000000552010_00076_03136_1730.N1	06-OCT-2002 03:58:28	Dark	54.500	9	Alp Eri	0.45300	24000.	109	3136	No
54	GOM_NL__2PRFIN20021006_040025_000000572010_00076_03136_1731.N1	06-OCT-2002 04:00:25	Straylight	57.000	157	The1Eri	2.9060	9300.0	114	3136	No
55	GOM_NL__2PRFIN20021006_040342_000000482010_00076_03136_1732.N1	06-OCT-2002 04:03:42	Straylight	47.500	84	Alp Phe	2.3970	4500.0	95	3136	No
56	GOM_NL__2PRFIN20021006_040816_000000492010_00076_03136_1733.N1	06-OCT-2002 04:08:16	Straylight	49.000	18	24Alp PsA	1.1660	9700.0	98	3136	No
57	GOM_NL__2PRFIN20021006_041028_000000562010_00076_03136_1734.N1	06-OCT-2002 04:10:28	Straylight	56.000	52	16Bet Cet	2.0370	4500.0	112	3136	No
58	GOM_NL__2PRFIN20021006_041256_000002182010_00076_03136_1735.N1	06-OCT-2002 04:12:56	Tw_i_and_stray	218.00	165	34Gam Eri	2.9500	3200.0	436	3136	No
59	GOM_NL__2PRFIN20021006_042036_000000432010_00076_03136_1736.N1	06-OCT-2002 04:20:36	Bright	43.000	90	54Alp Peg	2.4870	11000.	86	3136	No
60	GOM_NL__2PRFIN20021006_042411_000000442010_00076_03136_1737.N1	06-OCT-2002 04:24:11	Bright	44.000	93	53Bet Peg	2.5200	3100.0	88	3136	No
61	GOM_NL__2PRFIN20021006_042757_000000552010_00076_03136_1738.N1	06-OCT-2002 04:27:57	Bright	55.000	53	43Bet And	2.0480	3300.0	110	3136	No
62	GOM_NL__2PRFIN20021006_043038_000000672010_00076_03136_1739.N1	06-OCT-2002 04:30:38	Bright	66.500	173	4Bet Tri	3.0040	8900.0	133	3136	No
63	GOM_NL__2PRFIN20021006_043302_000000502010_00076_03136_1740.N1	06-OCT-2002 04:33:02	Bright	49.500	68	18Alp Cas	2.2250	4500.0	99	3136	No
64	GOM_NL__2PRFIN20021006_043427_000000492010_00076_03136_1741.N1	06-OCT-2002 04:34:27	Bright	48.500	76	27Gam Cas	2.3000	30000.	97	3136	No
65	GOM_NL__2PRFIN20021006_043743_000000572010_00076_03136_1742.N1	06-OCT-2002 04:37:43	Bright	56.500	160	23Gam Per	2.9300	4700.0	113	3136	No
66	GOM_NL__2PRFIN20021006_044130_000000432010_00076_03136_1743.N1	06-OCT-2002 04:41:30	Bright	43.000	49	1Alp UMi	1.9900	6300.0	86	3136	No
67	GOM_NL__2PRFIN20021006_044354_000000412010_00076_03136_1744.N1	06-OCT-2002 04:43:54	Bright	41.000	60	7Bet UMi	2.0810	3950.0	82	3136	No
68	GOM_NL__2PRFIN20021006_044934_000000452010_00076_03136_1745.N1	06-OCT-2002 04:49:34	Bright	45.000	36	50Alp UMa	1.8000	6300.0	90	3136	No
69	GOM_NL__2PRFIN20021006_045106_000000442010_00076_03136_1746.N1	06-OCT-2002 04:51:06	Bright	43.500	82	48Bet UMa	2.3650	10600.	87	3136	No
70	GOM_NL__2PRFIN20021006_045422_000000432010_00076_03136_1747.N1	06-OCT-2002 04:54:22	Bright	43.000	174	52Psi UMa	3.0040	4400.0	86	3136	No
71	GOM_NL__2PRFIN20021006_045943_000000802010_00076_03136_1748.N1	06-OCT-2002 04:59:43	Bright	79.500	24	66Alp Gem	1.5800	10200.	159	3136	No
72	GOM_NL__2PRFIN20021006_050527_000001792010_00076_03136_1749.N1	06-OCT-2002 05:05:27	Straylight	178.50	170	27Eps Gem	3.0000	9700.0	357	3136	No
73	GOM_NL__2PRFIN20021006_051147_000001002010_00076_03136_1750.N1	06-OCT-2002 05:11:47	Dark	100.00	8	10Alp CMi	0.40000	6500.0	200	3136	No
74	GOM_NL__2PRFIN20021006_051830_000000622010_00076_03136_1751.N1	06-OCT-2002 05:18:30	Dark	62.000	132	15Rho Pup	2.8030	6900.0	124	3136	No
75	GOM_NL__2PRFIN20021006_052034_000000522010_00076_03136_1752.N1	06-OCT-2002 05:20:34	Dark	51.500	65	Lam Vel	2.2040	4400.0	103	3136	No
76	GOM_NL__2PRFIN20021006_052208_000000522010_00076_03136_1753.N1	06-OCT-2002 05:22:08	Dark	52.000	70	Zet Pup	2.2460	39000.	104	3136	No
77	GOM_NL__2PRFIN20021006_052424_000001262010_00076_03136_1754.N1	06-OCT-2002 05:24:24	Dark	126.00	1	9Alp CMa	-1.4400	11000.	252	3136	No
78	GOM_NL__2PRFIN20021006_052843_000000682010_00077_03137_1725.N1	06-OCT-2002 05:28:43	Dark	68.000	2	Alp Car	-0.73600	7000.0	136	3137	No
79	GOM_NL__2PRFIN20021006_053511_000000462010_00077_03137_1726.N1	06-OCT-2002 05:35:11	Dark	45.500	135	Bet Hyi	2.8200	5800.0	91	3137	No
80	GOM_NL__2PRFIN20021006_053737_000000472010_00077_03137_1727.N1	06-OCT-2002 05:37:37	Dark	46.500	143	Alp Hyi	2.8570	7200.0	93	3137	No
81	GOM_NL__2PRFIN20021006_053904_000000572010_00077_03137_1728.N1	06-OCT-2002 05:39:04	Dark	57.000	9	Alp Eri	0.45300	24000.	114	3137	No
82	GOM_NL__2PRFIN20021006_054101_000000572010_00077_03137_1729.N1	06-OCT-2002 05:41:01	Straylight	57.000	157	The1Eri	2.9060	9300.0	114	3137	No
83	GOM_NL__2PRFIN20021006_054418_000000512010_00077_03137_1730.N1	06-OCT-2002 05:44:18	Straylight	51.000	84	Alp Phe	2.3970	4500.0	102	3137	No
84	GOM_NL__2PRFIN20021006_054852_000000522010_00077_03137_1731.N1	06-OCT-2002 05:48:52	Straylight	51.500	18	24Alp PsA	1.1660	9700.0	103	3137	No
85	GOM_NL__2PRFIN20021006_055105_000000582010_00077_03137_1732.N1	06-OCT-2002 05:51:05	Straylight	58.000	52	16Bet Cet	2.0370	4500.0	116	3137	No
86	GOM_NL__2PRFIN20021006_055331_000002182010_00077_03137_1733.N1	06-OCT-2002 05:53:31	Tw_i_and_stray	218.00	165	34Gam Eri	2.9500	3200.0	436	3137	No
87	GOM_NL__2PRFIN20021006_060112_000000442010_00077_03137_1734.N1	06-OCT-2002 06:01:12	Bright	44.000	90	54Alp Peg	2.4870	11000.	88	3137	No
88	GOM_NL__2PRFIN20021006_060447_000000442010_00077_03137_1735.N1	06-OCT-2002 06:04:47	Bright	44.000	93	53Bet Peg	2.5200	3100.0	88	3137	No
89	GOM_NL__2PRFIN20021006_060832_000000562010_00077_03137_1736.N1	06-OCT-2002 06:08:32	Bright	55.500	53	43Bet And	2.0480	3300.0	111	3137	No
90	GOM_NL__2PRFIN20021006_061112_000000632010_00077_03137_1737.N1	06-OCT-2002 06:11:12	Bright	63.000	173	4Bet Tri	3.0040	8900.0	126	3137	No
91	GOM_NL__2PRFIN20021006_061338_000000482010_00077_03137_1738.N1	06-OCT-2002 06:13:38	Bright	48.000	68	18Alp Cas	2.2250	4500.0	96	3137	No
92	GOM_NL__2PRFIN20021006_061503_000000482010_00077_03137_1739.N1	06-OCT-2002 06:15:03	Bright	47.500	76	27Gam Cas	2.3000	30000.	95	3137	No
93	GOM_NL__2PRFIN20021006_061818_000000592010_00077_03137_1740.N1	06-OCT-2002 06:18:18	Bright	59.000	160	23Gam Per	2.9300	4700.0	118	3137	No
94	GOM_NL__2PRFIN20021006_062206_000000452010_00077_03137_1741.N1	06-OCT-2002 06:22:06	Bright	44.500	49	1Alp UMi	1.9900	6300.0	89	3137	No
95	GOM_NL__2PRFIN20021006_062430_000000452010_00077_03137_1742.N1	06-OCT-2002 06:24:30	Bright	45.000	60	7Bet UMi	2.0810	3950.0	90	3137	No
96	GOM_NL__2PRFIN20021006_063011_000000442010_00077_03137_1743.N1	06-OCT-2002 06:30:11	Bright	44.000	36	50Alp UMa	1.8000	6300.0	88	3137	No
97	GOM_NL__2PRFIN20021006_063142_000000462010_00077_03137_1744.N1	06-OCT-2002 06:31:42	Bright	46.000	82	48Bet UMa	2.3650	10600.	92	3137	No
98	GOM_NL__2PRFIN20021006_063458_000000412010_00077_03137_1745.N1	06-OCT-2002 06:34:58	Bright	41.000	174	52Psi UMa	3.0040	4400.0	82	3137	No
99	GOM_NL__2PRFIN20021006_064019_000000762010_00077_03137_1746.N1	06-OCT-2002 06:40:19	Bright	76.000	24	66Alp Gem	1.5800	10200.	152	3137	No
100	GOM_NL__2PRFIN20021006_064605_000001862010_00077_03137_1747.N1	06-OCT-2002 06:46:05	Straylight	185.50	170	27Eps Gem	3.0000	9700.0	371	3137	No
101	GOM_NL__2PRFIN20021006_065224_000001132010_00077_03137_1748.N1	06-OCT-2002 06:52:24	Dark	113.00	8	10Alp CMi	0.40000	6500.0	226	3137	No

102	GOM_NL__2PRFIN20021006_065908_000000462010_00077_03137_1749.N1	06-OCT-2002 06:59:08	Dark	45.500	132	15Rho Pup	2.8030	6900.0	91	3137	No
103	GOM_NL__2PRFIN20021006_073406_000002182010_00078_03138_1728.N1	06-OCT-2002 07:34:06	Dark	218.00	165	34Gam Eri	2.9500	3200.0	436	3138	Yes
104	GOM_NL__2PRFIN20021006_074148_000000442010_00078_03138_1729.N1	06-OCT-2002 07:41:48	Bright	43.500	90	54Alp Peg	2.4870	11000.	87	3138	No
105	GOM_NL__2PRFIN20021006_074524_000000442010_00078_03138_1730.N1	06-OCT-2002 07:45:24	Bright	43.500	93	53Bet Peg	2.5200	3100.0	87	3138	No
106	GOM_NL__2PRFIN20021006_074908_000000522010_00078_03138_1731.N1	06-OCT-2002 07:49:08	Bright	51.500	53	43Bet And	2.0480	3300.0	103	3138	No
107	GOM_NL__2PRFIN20021006_075147_000000652010_00078_03138_1732.N1	06-OCT-2002 07:51:47	Bright	65.000	173	4Bet Tri	3.0040	8900.0	130	3138	No
108	GOM_NL__2PRFIN20021006_075414_000000472010_00078_03138_1733.N1	06-OCT-2002 07:54:14	Bright	47.000	68	18Alp Cas	2.2250	4500.0	94	3138	No
109	GOM_NL__2PRFIN20021006_075539_000000472010_00078_03138_1734.N1	06-OCT-2002 07:55:39	Bright	46.500	76	27Gam Cas	2.3000	30000.	93	3138	No
110	GOM_NL__2PRFIN20021006_075853_000000572010_00078_03138_1735.N1	06-OCT-2002 07:58:53	Bright	57.000	160	23Gam Per	2.9300	4700.0	114	3138	No
111	GOM_NL__2PRFIN20021006_080242_000000412010_00078_03138_1736.N1	06-OCT-2002 08:02:42	Bright	40.500	49	1Alp UMi	1.9900	6300.0	81	3138	No
112	GOM_NL__2PRFIN20021006_080506_000000442010_00078_03138_1737.N1	06-OCT-2002 08:05:06	Bright	44.000	60	7Bet UMi	2.0810	3950.0	88	3138	No
113	GOM_NL__2PRFIN20021006_081047_000000442010_00078_03138_1738.N1	06-OCT-2002 08:10:47	Bright	44.000	36	50Alp UMa	1.8000	6300.0	88	3138	No
114	GOM_NL__2PRFIN20021006_081218_000000432010_00078_03138_1739.N1	06-OCT-2002 08:12:18	Bright	42.500	82	48Bet UMa	2.3650	10600.	85	3138	No
115	GOM_NL__2PRFIN20021006_081535_000000422010_00078_03138_1740.N1	06-OCT-2002 08:15:35	Bright	42.000	174	52Psi UMa	3.0040	4400.0	84	3138	No
116	GOM_NL__2PRFIN20021006_082055_000000782010_00078_03138_1741.N1	06-OCT-2002 08:20:55	Bright	77.500	24	66Alp Gem	1.5800	10200.	155	3138	No
117	GOM_NL__2PRFIN20021006_082642_000001802010_00078_03138_1742.N1	06-OCT-2002 08:26:42	Straylight	179.50	170	27Eps Gem	3.0000	9700.0	359	3138	No
118	GOM_NL__2PRFIN20021006_083302_000001102010_00078_03138_1743.N1	06-OCT-2002 08:33:02	Dark	109.50	8	10Alp CMi	0.40000	6500.0	219	3138	No
119	GOM_NL__2PRFIN20021006_083945_000000592010_00078_03138_1744.N1	06-OCT-2002 08:39:45	Dark	59.000	132	15Rho Pup	2.8030	6900.0	118	3138	No
120	GOM_NL__2PRFIN20021006_084147_000000532010_00078_03138_1745.N1	06-OCT-2002 08:41:47	Dark	52.500	65	Lam Vel	2.2040	4400.0	105	3138	No
121	GOM_NL__2PRFIN20021006_084322_000000542010_00078_03138_1746.N1	06-OCT-2002 08:43:22	Dark	54.000	70	Zet Pup	2.2460	39000.	108	3138	No
122	GOM_NL__2PRFIN20021006_084541_000001012010_00078_03138_1747.N1	06-OCT-2002 08:45:41	Dark	101.00	1	9Alp CMa	-1.4400	11000.	202	3138	No
123	GOM_NL__2PRFIN20021006_103033_000000552010_00080_03140_8891.N1	06-OCT-2002 10:30:33	Dark	54.500	2	Alp Car	-0.73600	7000.0	109	3140	No
124	GOM_NL__2PRFIN20021006_103659_000000442010_00080_03140_8892.N1	06-OCT-2002 10:36:59	Dark	44.000	135	Bet Hyi	2.8200	5800.0	88	3140	No
125	GOM_NL__2PRFIN20021006_103926_000000462010_00080_03140_8893.N1	06-OCT-2002 10:39:26	Dark	45.500	143	Alp Hyi	2.8570	7200.0	91	3140	No
126	GOM_NL__2PRFIN20021006_104053_000000582010_00080_03140_8894.N1	06-OCT-2002 10:40:53	Dark	57.500	9	Alp Eri	0.45300	24000.	115	3140	No
127	GOM_NL__2PRFIN20021006_104251_000000572010_00080_03140_8895.N1	06-OCT-2002 10:42:51	Straylight	56.500	157	The1Eri	2.9060	9300.0	113	3140	No
128	GOM_NL__2PRFIN20021006_104607_000000522010_00080_03140_8896.N1	06-OCT-2002 10:46:07	Straylight	51.500	84	Alp Phe	2.3970	4500.0	103	3140	No
129	GOM_NL__2PRFIN20021006_105040_000000542010_00080_03140_8897.N1	06-OCT-2002 10:50:40	Straylight	54.000	18	24Alp PsA	1.1660	9700.0	108	3140	No
130	GOM_NL__2PRFIN20021006_105252_000000572010_00080_03140_8898.N1	06-OCT-2002 10:52:52	Straylight	56.500	52	16Bet Cet	2.0370	4500.0	113	3140	No
131	GOM_NL__2PRFIN20021006_105516_000002172010_00080_03140_8899.N1	06-OCT-2002 10:55:16	Bright	217.00	165	34Gam Eri	2.9500	3200.0	434	3140	No
132	GOM_NL__2PRFIN20021006_121110_000000552010_00081_03141_8891.N1	06-OCT-2002 12:11:10	Dark	54.500	2	Alp Car	-0.73600	7000.0	109	3141	No
133	GOM_NL__2PRFIN20021006_121735_000000442010_00081_03141_8892.N1	06-OCT-2002 12:17:35	Dark	43.500	135	Bet Hyi	2.8200	5800.0	87	3141	No
134	GOM_NL__2PRFIN20021006_122002_000000472010_00081_03141_8893.N1	06-OCT-2002 12:20:02	Dark	46.500	143	Alp Hyi	2.8570	7200.0	93	3141	No
135	GOM_NL__2PRFIN20021006_122130_000000582010_00081_03141_8894.N1	06-OCT-2002 12:21:30	Dark	58.000	9	Alp Eri	0.45300	24000.	116	3141	No
136	GOM_NL__2PRFIN20021006_122328_000000582010_00081_03141_8895.N1	06-OCT-2002 12:23:28	Straylight	58.000	157	The1Eri	2.9060	9300.0	116	3141	No
137	GOM_NL__2PRFIN20021006_122644_000000472010_00081_03141_8896.N1	06-OCT-2002 12:26:44	Straylight	46.500	84	Alp Phe	2.3970	4500.0	93	3141	No
138	GOM_NL__2PRFIN20021006_123116_000000492010_00081_03141_8897.N1	06-OCT-2002 12:31:16	Straylight	49.000	18	24Alp PsA	1.1660	9700.0	98	3141	No
139	GOM_NL__2PRFIN20021006_135147_000000552010_00082_03142_8891.N1	06-OCT-2002 13:51:47	Dark	55.000	2	Alp Car	-0.73600	7000.0	110	3142	No
140	GOM_NL__2PRFIN20021006_135811_000000442010_00082_03142_8892.N1	06-OCT-2002 13:58:11	Dark	44.000	135	Bet Hyi	2.8200	5800.0	88	3142	No
141	GOM_NL__2PRFIN20021006_140039_000000452010_00082_03142_8893.N1	06-OCT-2002 14:00:39	Dark	44.500	143	Alp Hyi	2.8570	7200.0	89	3142	No
142	GOM_NL__2PRFIN20021006_140206_000000512010_00082_03142_8894.N1	06-OCT-2002 14:02:06	Dark	50.500	9	Alp Eri	0.45300	24000.	101	3142	No
143	GOM_NL__2PRFIN20021006_140405_000000572010_00082_03142_8895.N1	06-OCT-2002 14:04:05	Straylight	57.000	157	The1Eri	2.9060	9300.0	114	3142	No
144	GOM_NL__2PRFIN20021006_140720_000000492010_00082_03142_8896.N1	06-OCT-2002 14:07:20	Straylight	48.500	84	Alp Phe	2.3970	4500.0	97	3142	No
145	GOM_NL__2PRFIN20021006_141153_000000572010_00082_03142_8897.N1	06-OCT-2002 14:11:53	Straylight	56.500	18	24Alp PsA	1.1660	9700.0	113	3142	No
146	GOM_NL__2PRFIN20021006_153223_000000572010_00083_03143_8891.N1	06-OCT-2002 15:32:23	Dark	56.500	2	Alp Car	-0.73600	7000.0	113	3143	No
147	GOM_NL__2PRFIN20021006_153847_000000442010_00083_03143_8892.N1	06-OCT-2002 15:38:47	Dark	43.500	135	Bet Hyi	2.8200	5800.0	87	3143	No
148	GOM_NL__2PRFIN20021006_154115_000000472010_00083_03143_8893.N1	06-OCT-2002 15:41:15	Dark	46.500	143	Alp Hyi	2.8570	7200.0	93	3143	No
149	GOM_NL__2PRFIN20021006_154242_000000562010_00083_03143_8894.N1	06-OCT-2002 15:42:42	Dark	56.000	9	Alp Eri	0.45300	24000.	112	3143	No
150	GOM_NL__2PRFIN20021006_154440_000000592010_00083_03143_8895.N1	06-OCT-2002 15:44:40	Straylight	58.500	157	The1Eri	2.9060	9300.0	117	3143	No
151	GOM_NL__2PRFIN20021006_154755_000000502010_00083_03143_8896.N1	06-OCT-2002 15:47:55	Straylight	49.500	84	Alp Phe	2.3970	4500.0	99	3143	No
152	GOM_NL__2PRFIN20021006_155228_000000502010_00083_03143_8897.N1	06-OCT-2002 15:52:28	Straylight	50.000	18	24Alp PsA	1.1660	9700.0	100	3143	No
153	GOM_NL__2PRFIN20021006_171259_000000592010_00084_03144_8891.N1	06-OCT-2002 17:12:59	Dark	58.500	2	Alp Car	-0.73600	7000.0	117	3144	No
154	GOM_NL__2PRFIN20021006_171923_000000442010_00084_03144_8892.N1	06-OCT-2002 17:19:23	Dark	44.000	135	Bet Hyi	2.8200	5800.0	88	3144	No
155	GOM_NL__2PRFIN20021006_172151_000000472010_00084_03144_8893.N1	06-OCT-2002 17:21:51	Dark	47.000	143	Alp Hyi	2.8570	7200.0	94	3144	No
156	GOM_NL__2PRFIN20021006_172318_000000562010_00084_03144_8894.N1	06-OCT-2002 17:23:18	Dark	56.000	9	Alp Eri	0.45300	24000.	112	3144	No
157	GOM_NL__2PRFIN20021006_172516_000000602010_00084_03144_8895.N1	06-OCT-2002 17:25:16	Straylight	59.500	157	The1Eri	2.9060	9300.0	119	3144	No
158	GOM_NL__2PRFIN20021006_172832_000000522010_00084_03144_8896.N1	06-OCT-2002 17:28:32	Straylight	52.000	84	Alp Phe	2.3970	4500.0	104	3144	No
159	GOM_NL__2PRFIN20021006_185336_000000592010_00085_03145_8891.N1	06-OCT-2002 18:53:36	Dark	59.000	2	Alp Car	-0.73600	7000.0	118	3145	No
160	GOM_NL__2PRFIN20021006_185649_000000772010_00085_03145_8892.N1	06-OCT-2002 18:56:49	Dark	76.500	108	Alp Col	2.6520	15200.	153	3145	No

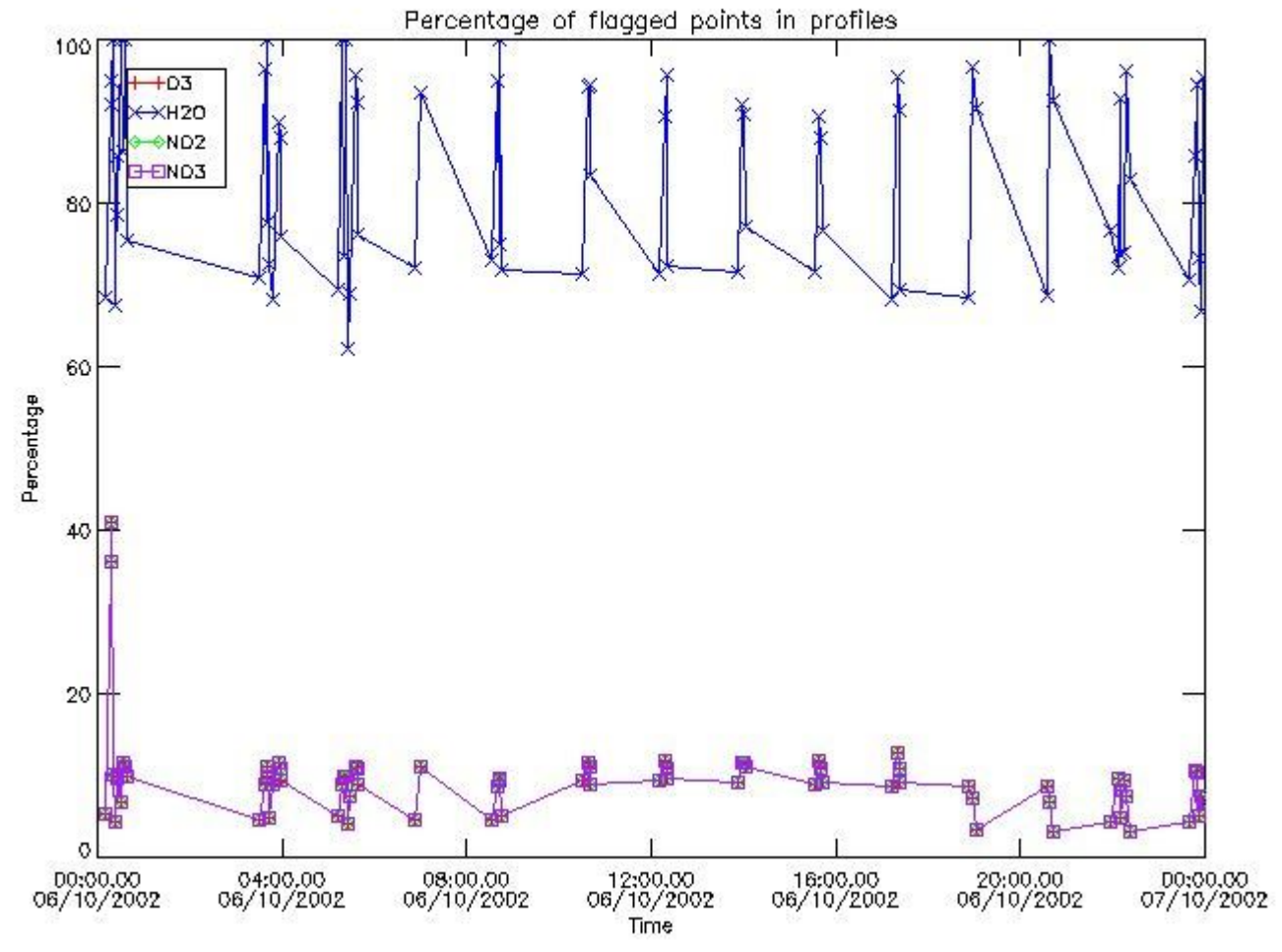
161	GOM_NL__2PRFIN20021006_190142_000001682010_00085_03145_8893.N1	06-OCT-2002 19:01:42	Dark	168.00	139	9Bet Lep	2.8330	5600.0	336	3145	No
162	GOM_NL__2PRFIN20021006_190907_000000522010_00085_03145_8894.N1	06-OCT-2002 19:09:07	Straylight	51.500	84	Alp Phe	2.3970	4500.0	103	3145	No
163	GOM_NL__2PRFIN20021006_203413_000000602010_00086_03146_8891.N1	06-OCT-2002 20:34:13	Dark	59.500	2	Alp Car	-0.73600	7000.0	119	3146	No
164	GOM_NL__2PRFIN20021006_203726_000000762010_00086_03146_8892.N1	06-OCT-2002 20:37:26	Dark	75.500	108	Alp Col	2.6520	15200.	151	3146	No
165	GOM_NL__2PRFIN20021006_204221_000001852010_00086_03146_8893.N1	06-OCT-2002 20:42:21	Dark	185.00	139	9Bet Lep	2.8330	5600.0	370	3146	No
166	GOM_NL__2PRFIN20021006_204943_000000532010_00086_03146_2595.N1	06-OCT-2002 20:49:43	Straylight	53.000	84	Alp Phe	2.3970	4500.0	106	3146	No
167	GOM_NL__2PRFIN20021006_205417_000000452010_00086_03146_2596.N1	06-OCT-2002 20:54:17	Straylight	45.000	18	24Alp PsA	1.1660	9700.0	90	3146	No
168	GOM_NL__2PRFIN20021006_205628_000000592010_00086_03146_2597.N1	06-OCT-2002 20:56:28	Straylight	59.000	52	16Bet Cet	2.0370	4500.0	118	3146	No
169	GOM_NL__2PRFIN20021006_205846_000002172010_00086_03146_2598.N1	06-OCT-2002 20:58:46	Bright	217.00	165	34Gam Eri	2.9500	3200.0	434	3146	No
170	GOM_NL__2PRFIN20021006_210632_000000492010_00086_03146_2599.N1	06-OCT-2002 21:06:32	Bright	48.500	140	88Gam Peg	2.8340	26000.	97	3146	No
171	GOM_NL__2PRFIN20021006_211011_000000442010_00086_03146_2600.N1	06-OCT-2002 21:10:11	Bright	44.000	93	53Bet Peg	2.5200	3100.0	88	3146	No
172	GOM_NL__2PRFIN20021006_211351_000000532010_00086_03146_2601.N1	06-OCT-2002 21:13:51	Bright	52.500	53	43Bet And	2.0480	3300.0	105	3146	No
173	GOM_NL__2PRFIN20021006_211626_000000652010_00086_03146_2602.N1	06-OCT-2002 21:16:26	Bright	64.500	173	4Bet Tri	3.0040	8900.0	129	3146	No
174	GOM_NL__2PRFIN20021006_211859_000000492010_00086_03146_2603.N1	06-OCT-2002 21:18:59	Bright	49.000	68	18Alp Cas	2.2250	4500.0	98	3146	No
175	GOM_NL__2PRFIN20021006_212023_000000482010_00086_03146_2604.N1	06-OCT-2002 21:20:23	Bright	48.000	76	27Gam Cas	2.3000	30000.	96	3146	No
176	GOM_NL__2PRFIN20021006_212332_000000622010_00086_03146_2605.N1	06-OCT-2002 21:23:32	Bright	61.500	160	23Gam Per	2.9300	4700.0	123	3146	No
177	GOM_NL__2PRFIN20021006_212729_000000442010_00086_03146_2606.N1	06-OCT-2002 21:27:29	Bright	44.000	49	1Alp UMi	1.9900	6300.0	88	3146	No
178	GOM_NL__2PRFIN20021006_212955_000000432010_00086_03146_2607.N1	06-OCT-2002 21:29:55	Bright	43.000	60	7Bet UMi	2.0810	3950.0	86	3146	No
179	GOM_NL__2PRFIN20021006_213534_000000452010_00086_03146_2608.N1	06-OCT-2002 21:35:34	Bright	45.000	36	50Alp UMa	1.8000	6300.0	90	3146	No
180	GOM_NL__2PRFIN20021006_213705_000000442010_00086_03146_2609.N1	06-OCT-2002 21:37:05	Bright	44.000	82	48Bet UMa	2.3650	10600.	88	3146	No
181	GOM_NL__2PRFIN20021006_214022_000000432010_00086_03146_2610.N1	06-OCT-2002 21:40:22	Bright	43.000	174	52Psi UMa	3.0040	4400.0	86	3146	No
182	GOM_NL__2PRFIN20021006_214544_000000792010_00086_03146_2611.N1	06-OCT-2002 21:45:44	Bright	79.000	24	66Alp Gem	1.5800	10200.	158	3146	No
183	GOM_NL__2PRFIN20021006_215140_000001772010_00086_03146_2612.N1	06-OCT-2002 21:51:40	Straylight	177.00	170	27Eps Gem	3.0000	9700.0	354	3146	No
184	GOM_NL__2PRFIN20021006_215800_000001162010_00086_03146_2613.N1	06-OCT-2002 21:58:00	Dark	116.00	8	10Alp CMi	0.40000	6500.0	232	3146	No
185	GOM_NL__2PRFIN20021006_220638_000000532010_00086_03146_2614.N1	06-OCT-2002 22:06:38	Dark	52.500	65	Lam Vel	2.2040	4400.0	105	3146	No
186	GOM_NL__2PRFIN20021006_220836_000000632010_00086_03146_2615.N1	06-OCT-2002 22:08:36	Dark	62.500	88	31Eta CMa	2.4480	20000.	125	3146	No
187	GOM_NL__2PRFIN20021006_221047_000001052010_00086_03146_2616.N1	06-OCT-2002 22:10:47	Dark	105.00	1	9Alp CMa	-1.4400	11000.	210	3146	No
188	GOM_NL__2PRFIN20021006_221450_000000542010_00087_03147_2304.N1	06-OCT-2002 22:14:50	Dark	54.000	2	Alp Car	-0.73600	7000.0	108	3147	No
189	GOM_NL__2PRFIN20021006_221803_000000762010_00087_03147_2305.N1	06-OCT-2002 22:18:03	Dark	76.000	108	Alp Col	2.6520	15200.	152	3147	No
190	GOM_NL__2PRFIN20021006_222300_000001702010_00087_03147_2306.N1	06-OCT-2002 22:23:00	Dark	170.00	139	9Bet Lep	2.8330	5600.0	340	3147	No
191	GOM_NL__2PRFIN20021006_223020_000000482010_00087_03147_2307.N1	06-OCT-2002 22:30:20	Straylight	48.000	84	Alp Phe	2.3970	4500.0	96	3147	No
192	GOM_NL__2PRFIN20021006_223453_000000512010_00087_03147_2308.N1	06-OCT-2002 22:34:53	Straylight	50.500	18	24Alp PsA	1.1660	9700.0	101	3147	No
193	GOM_NL__2PRFIN20021006_223705_000000522010_00087_03147_2309.N1	06-OCT-2002 22:37:05	Straylight	51.500	52	16Bet Cet	2.0370	4500.0	103	3147	No
194	GOM_NL__2PRFIN20021006_223921_000002172010_00087_03147_2310.N1	06-OCT-2002 22:39:21	Bright	217.00	165	34Gam Eri	2.9500	3200.0	434	3147	No
195	GOM_NL__2PRFIN20021006_224709_000000462010_00087_03147_2311.N1	06-OCT-2002 22:47:09	Bright	46.000	140	88Gam Peg	2.8340	26000.	92	3147	No
196	GOM_NL__2PRFIN20021006_225047_000000442010_00087_03147_2312.N1	06-OCT-2002 22:50:47	Bright	44.000	93	53Bet Peg	2.5200	3100.0	88	3147	No
197	GOM_NL__2PRFIN20021006_225426_000000522010_00087_03147_2313.N1	06-OCT-2002 22:54:26	Bright	52.000	53	43Bet And	2.0480	3300.0	104	3147	No
198	GOM_NL__2PRFIN20021006_225701_000000632010_00087_03147_2314.N1	06-OCT-2002 22:57:01	Bright	63.000	173	4Bet Tri	3.0040	8900.0	126	3147	No
199	GOM_NL__2PRFIN20021006_225934_000000482010_00087_03147_2315.N1	06-OCT-2002 22:59:34	Bright	47.500	68	18Alp Cas	2.2250	4500.0	95	3147	No
200	GOM_NL__2PRFIN20021006_230059_000000492010_00087_03147_2316.N1	06-OCT-2002 23:00:59	Bright	48.500	76	27Gam Cas	2.3000	30000.	97	3147	No
201	GOM_NL__2PRFIN20021006_230408_000000612010_00087_03147_2317.N1	06-OCT-2002 23:04:08	Bright	60.500	160	23Gam Per	2.9300	4700.0	121	3147	No
202	GOM_NL__2PRFIN20021006_230804_000000452010_00087_03147_2318.N1	06-OCT-2002 23:08:04	Bright	45.000	49	1Alp UMi	1.9900	6300.0	90	3147	No
203	GOM_NL__2PRFIN20021006_231031_000000402010_00087_03147_2319.N1	06-OCT-2002 23:10:31	Bright	39.500	60	7Bet UMi	2.0810	3950.0	79	3147	No
204	GOM_NL__2PRFIN20021006_231610_000000442010_00087_03147_2320.N1	06-OCT-2002 23:16:10	Bright	44.000	36	50Alp UMa	1.8000	6300.0	88	3147	No
205	GOM_NL__2PRFIN20021006_231742_000000432010_00087_03147_2321.N1	06-OCT-2002 23:17:42	Bright	43.000	82	48Bet UMa	2.3650	10600.	86	3147	No
206	GOM_NL__2PRFIN20021006_232058_000000442010_00087_03147_2322.N1	06-OCT-2002 23:20:58	Bright	44.000	174	52Psi UMa	3.0040	4400.0	88	3147	No
207	GOM_NL__2PRFIN20021006_232620_000000742010_00087_03147_2323.N1	06-OCT-2002 23:26:20	Bright	73.500	24	66Alp Gem	1.5800	10200.	147	3147	No
208	GOM_NL__2PRFIN20021006_233218_000002082010_00087_03147_2324.N1	06-OCT-2002 23:32:18	Straylight	207.50	170	27Eps Gem	3.0000	9700.0	415	3147	No
209	GOM_NL__2PRFIN20021006_233837_000001162010_00087_03147_2325.N1	06-OCT-2002 23:38:37	Dark	116.00	8	10Alp CMi	0.40000	6500.0	232	3147	No
210	GOM_NL__2PRFIN20021006_234714_000000532010_00087_03147_2326.N1	06-OCT-2002 23:47:14	Dark	53.000	65	Lam Vel	2.2040	4400.0	106	3147	No
211	GOM_NL__2PRFIN20021006_234914_000000642010_00087_03147_2327.N1	06-OCT-2002 23:49:14	Dark	63.500	88	31Eta CMa	2.4480	20000.	127	3147	No
212	GOM_NL__2PRFIN20021006_235125_000001032010_00087_03147_2328.N1	06-OCT-2002 23:51:25	Dark	103.00	1	9Alp CMa	-1.4400	11000.	206	3147	No
213	GOM_NL__2PRFIN20021006_235526_000000682010_00088_03148_2304.N1	06-OCT-2002 23:55:26	Dark	68.000	2	Alp Car	-0.73600	7000.0	136	3148	No
214	GOM_NL__2PRFIN20021006_235841_000000772010_00088_03148_2305.N1	06-OCT-2002 23:58:41	Dark	76.500	108	Alp Col	2.6520	15200.	153	3148	No

3. Quality information per product

In this section it is plotted some information contained in the Quality Summary data set of

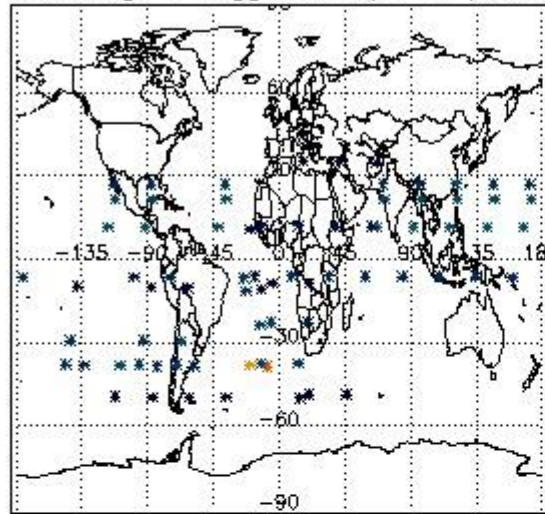
the level 2 products. Only products in dark limb conditions and without errors (error flag in the MPH set to "0") are used.

3.1 Plot quality information per product (time dependant)

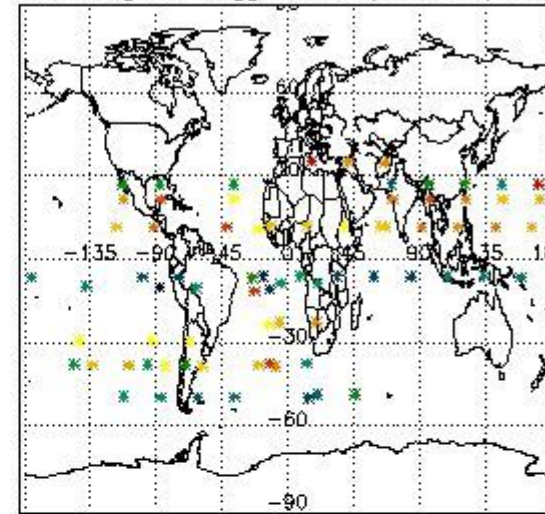


3.2 Plot quality information per product (world map)

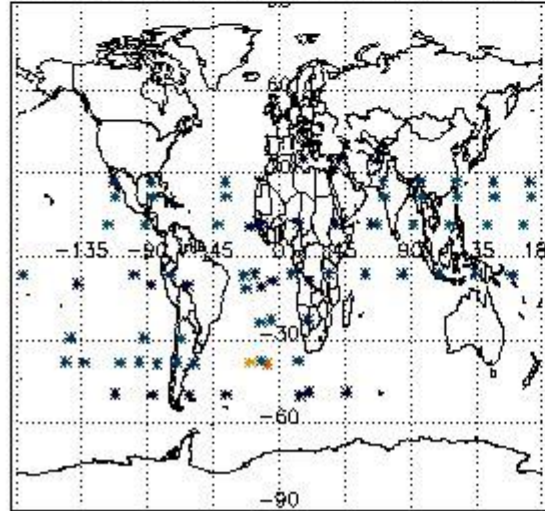
Percentage of flagged data per O3 profile



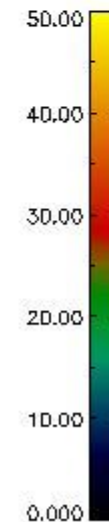
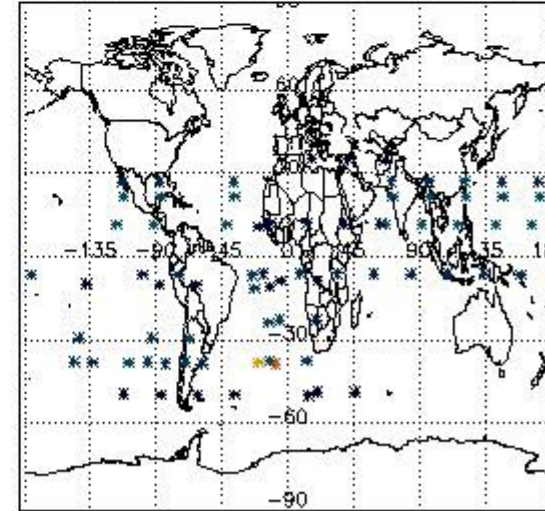
Percentage of flagged data per H2O profile



Percentage of flagged data per NO2 profile



Percentage of flagged data per NO3 profile

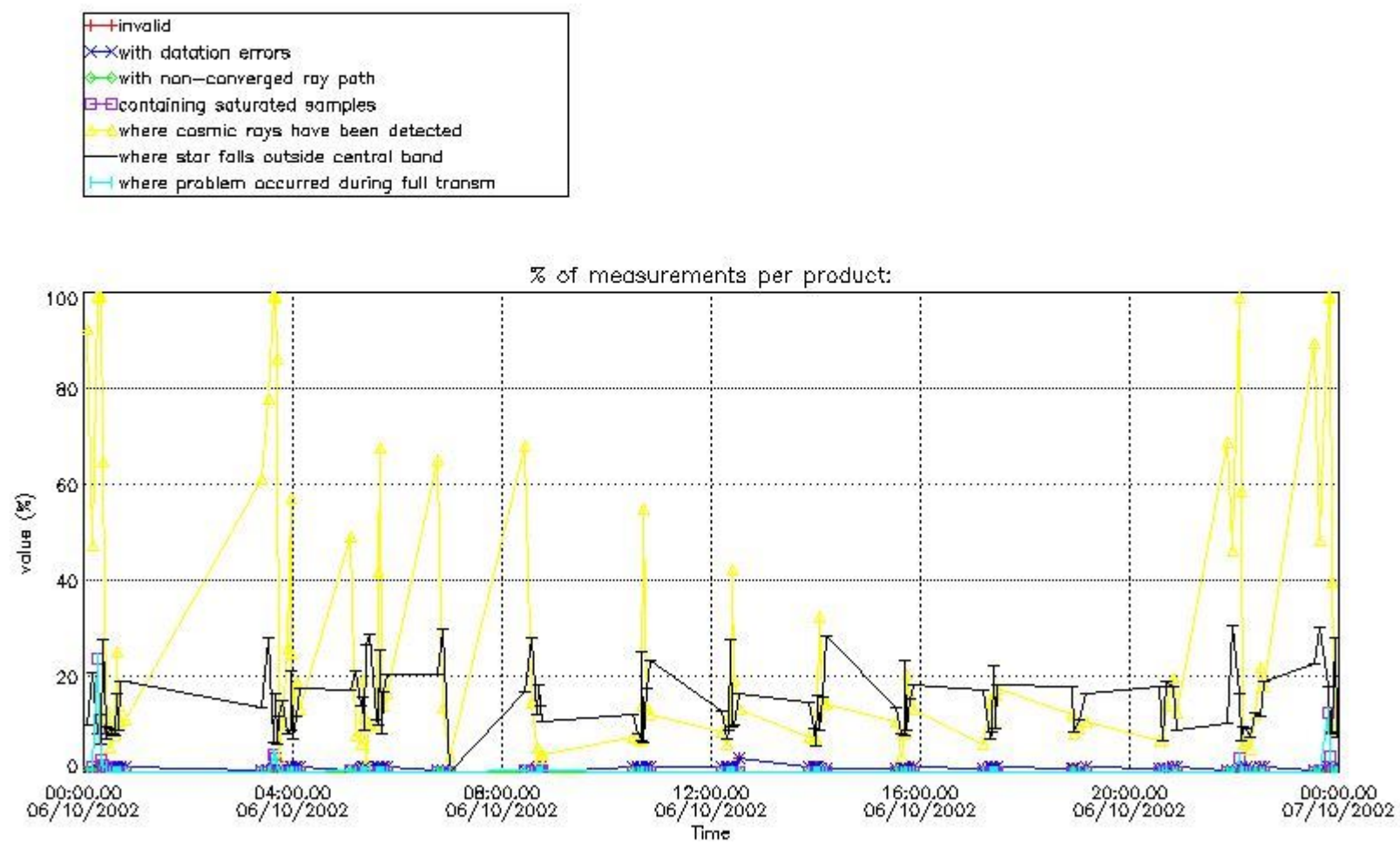


4. Level 1 quality information per product

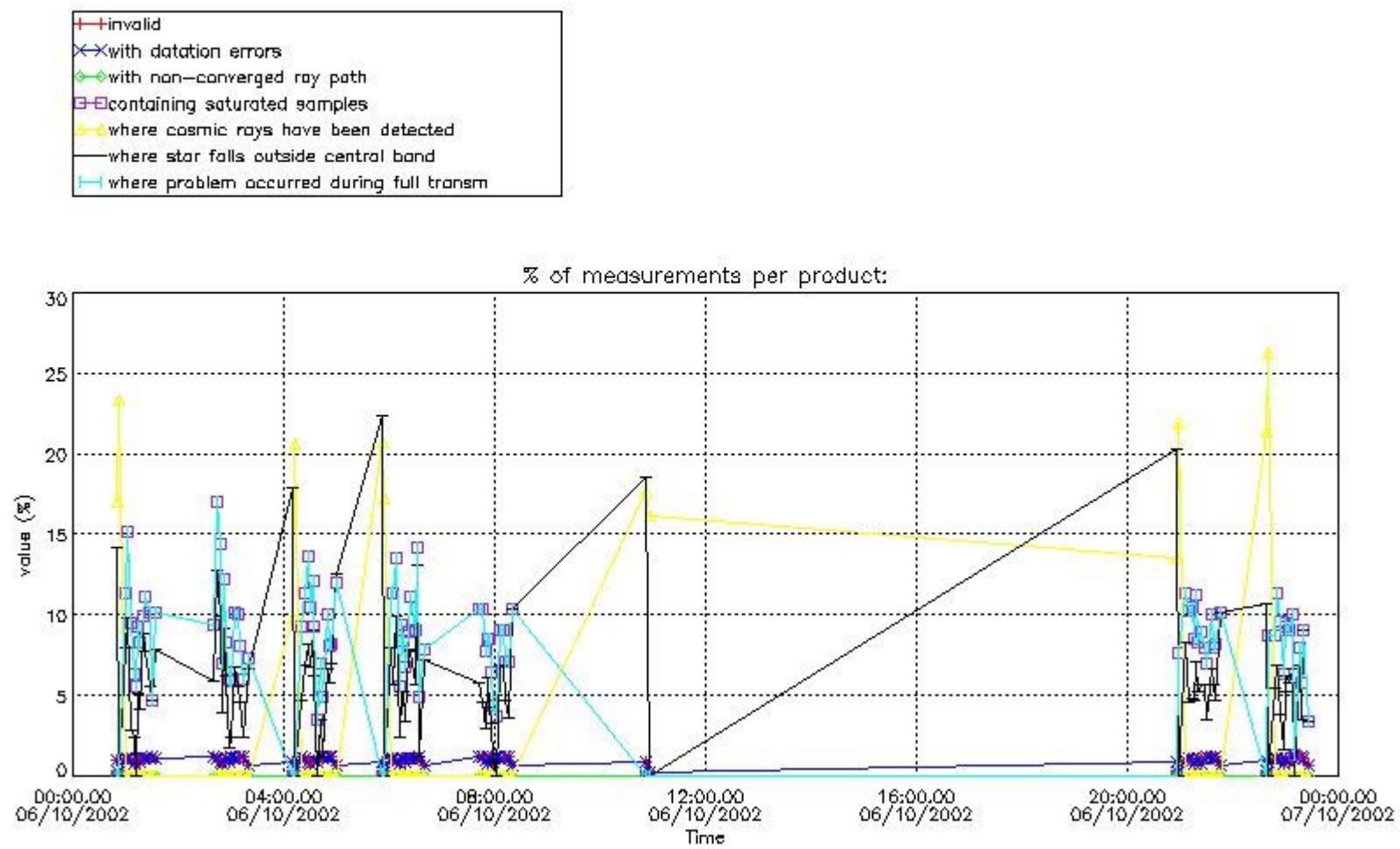
In this section it is plotted some information contained in the Quality Summary data set of the level 2 products that comes from the level 1b processing. Products without errors (error flag in the MPH set to "0") are used.

4.1 Plot quality information per product (time dependant) coming from level 1b processing

4.1.1 Plot level 1 quality information per product (time dependant): ENVISAT ASCENDING passes



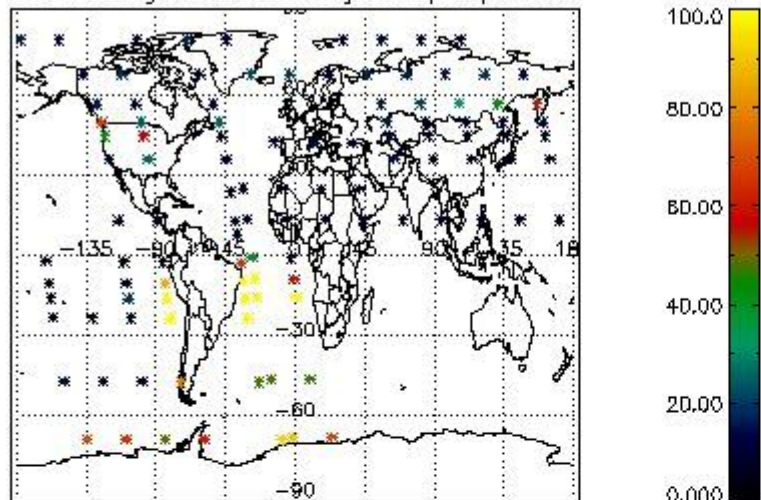
4.1.2 Plot level 1 quality information per product (time dependant): ENVI SAT DESCENDING passes



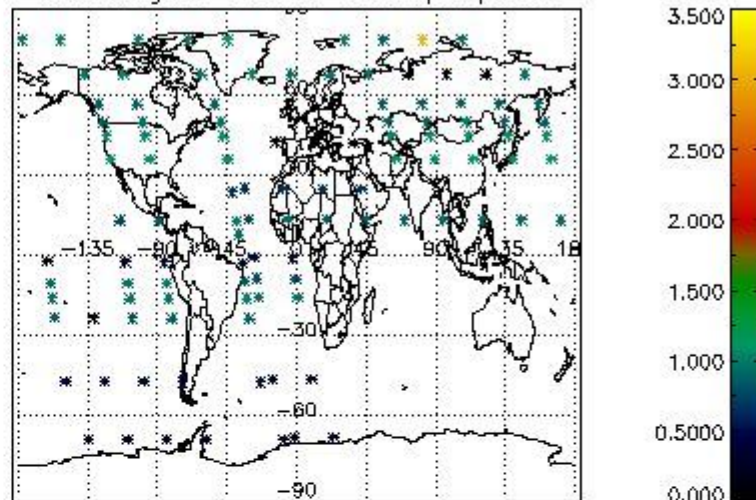
4.2 Plot quality information per product coming from level 1b processing (world map)

4.2.1 Plot level 1 quality information per product (world map): ENVISAT ASCENDING passes

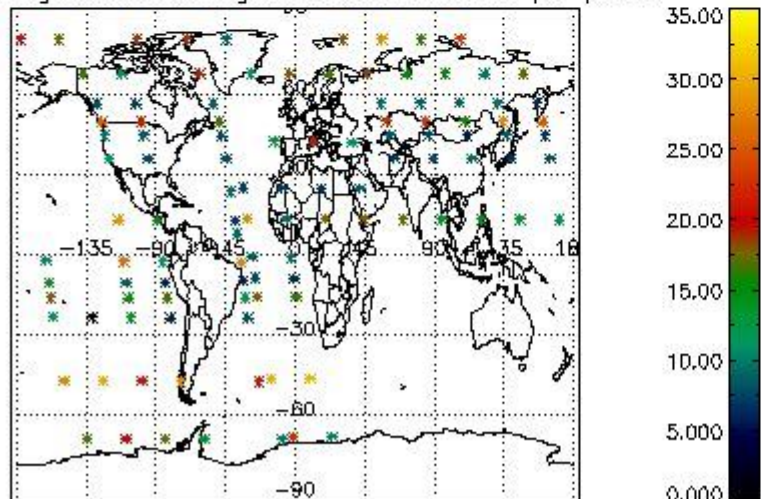
Percentage of cosmic ray hits per profile



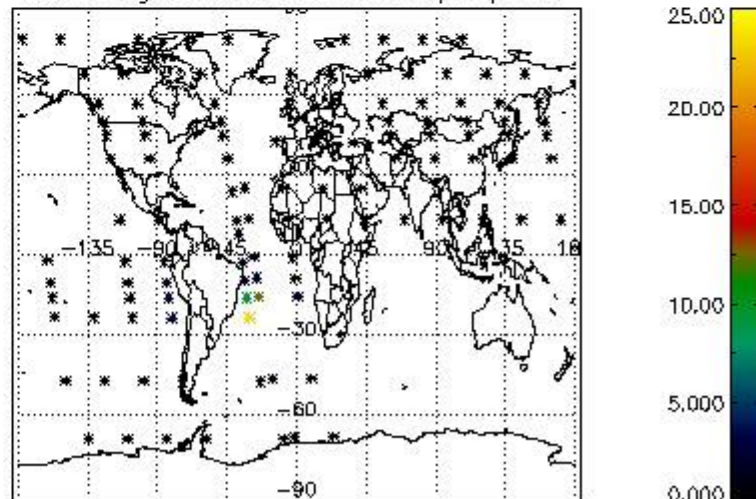
Percentage of datation errors per profile



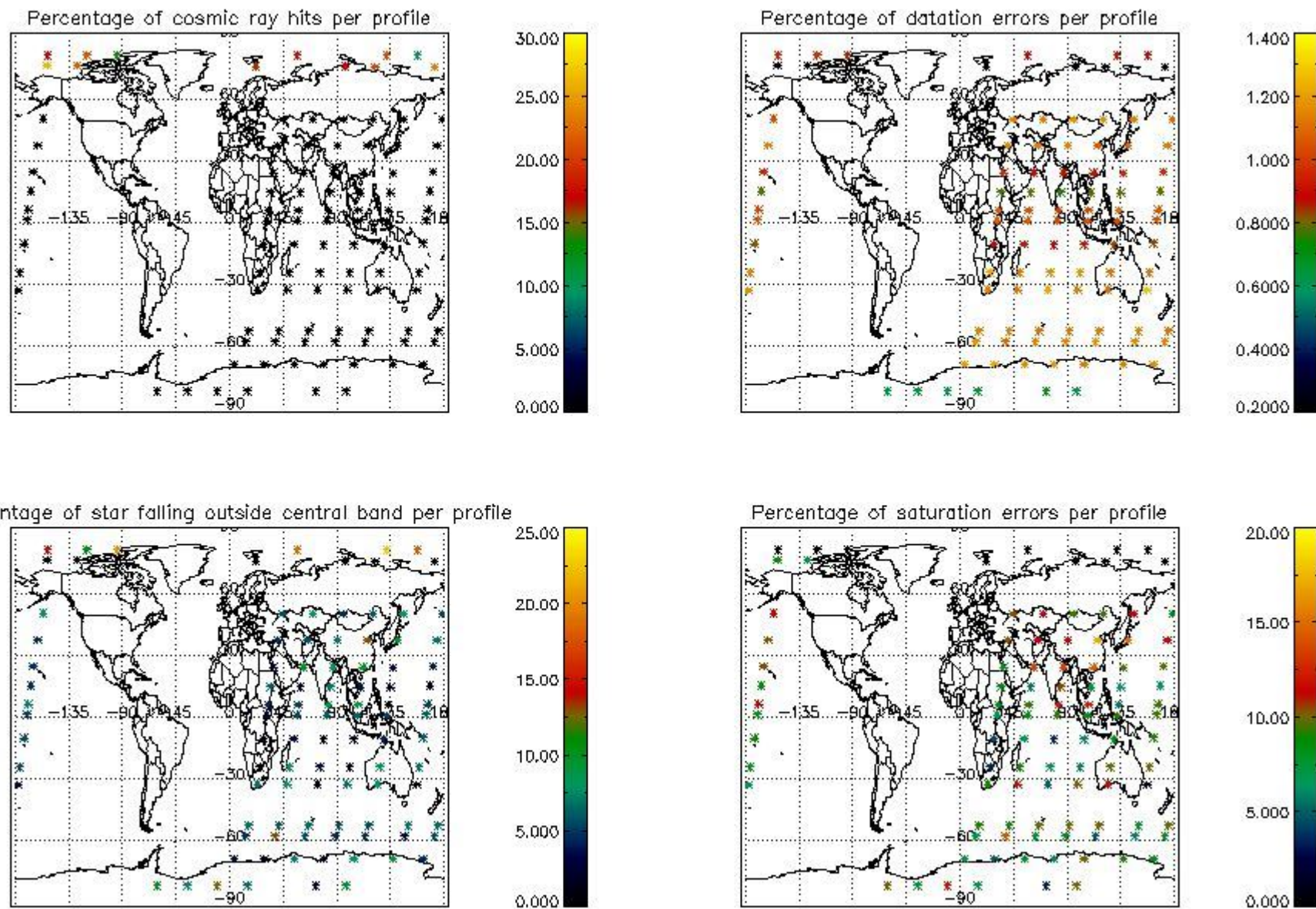
Percentage of star falling outside central band per profile



Percentage of saturation errors per profile



4.2.2 Plot level 1 quality information per product (world map): ENVISAT DESCENDING passes



5. Trace gas profiles

5.1 Ozone statistics based on quality of products

The final quality of the products can be "measured" using the STD (Standard Deviation) attached to every point profile. This information is written to the parameter GOM_NL__2P/NL_LOCAL_SPECIES_DENSITY/o3_std of the level 2 products. The table below shows the statistics for given STD ranges.

The statistics are given with respect to the overall valid production:

- Products without fatal errors: GOM_NL__2P/MPH/PRODUCT_ERR=0
- Valid point profile: GOM_NL__2P/NL_LOCAL_SPECIES_DENSITY/pcd(0)=0

The 'Criteria' is applied to valid points of dark limb products:

- Products in dark limb illumination condition: GOM_NL__2P/NL_SUMMARY_QUALITY/obs_ill_cond=0
- Products without fatal errors: GOM_NL__2P/MPH/PRODUCT_ERR=0
- Valid point profile: GOM_NL__2P/NL_LOCAL_SPECIES_DENSITY/pcd(0)=0

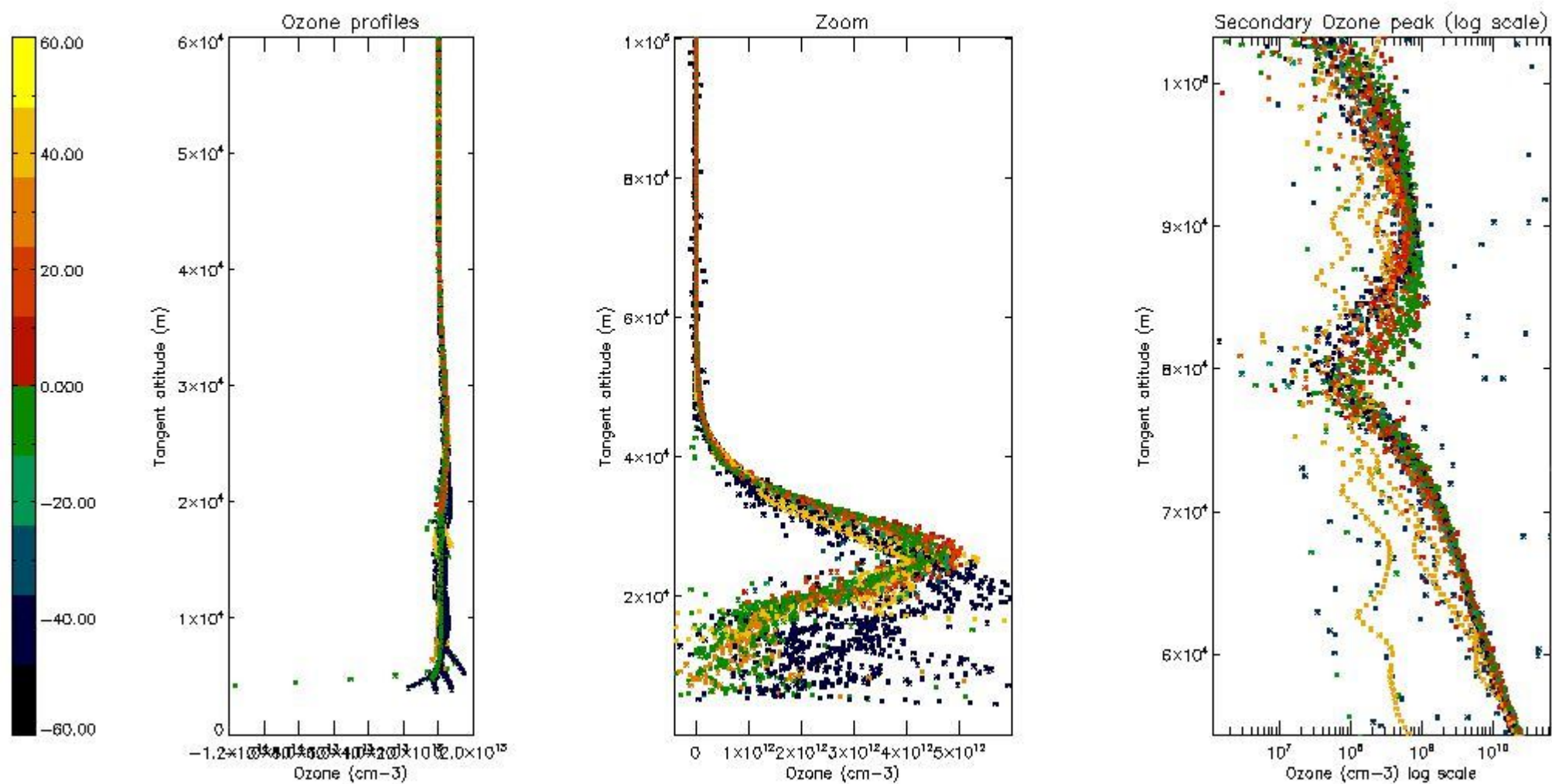
So, the table below shows the percentage of dark limb and valid observations for each criteria with respect to the overall valid daily observations.

Criteria	% of total production
All STD	37
STD < 20	21

STD < 10	18
STD < 5	14

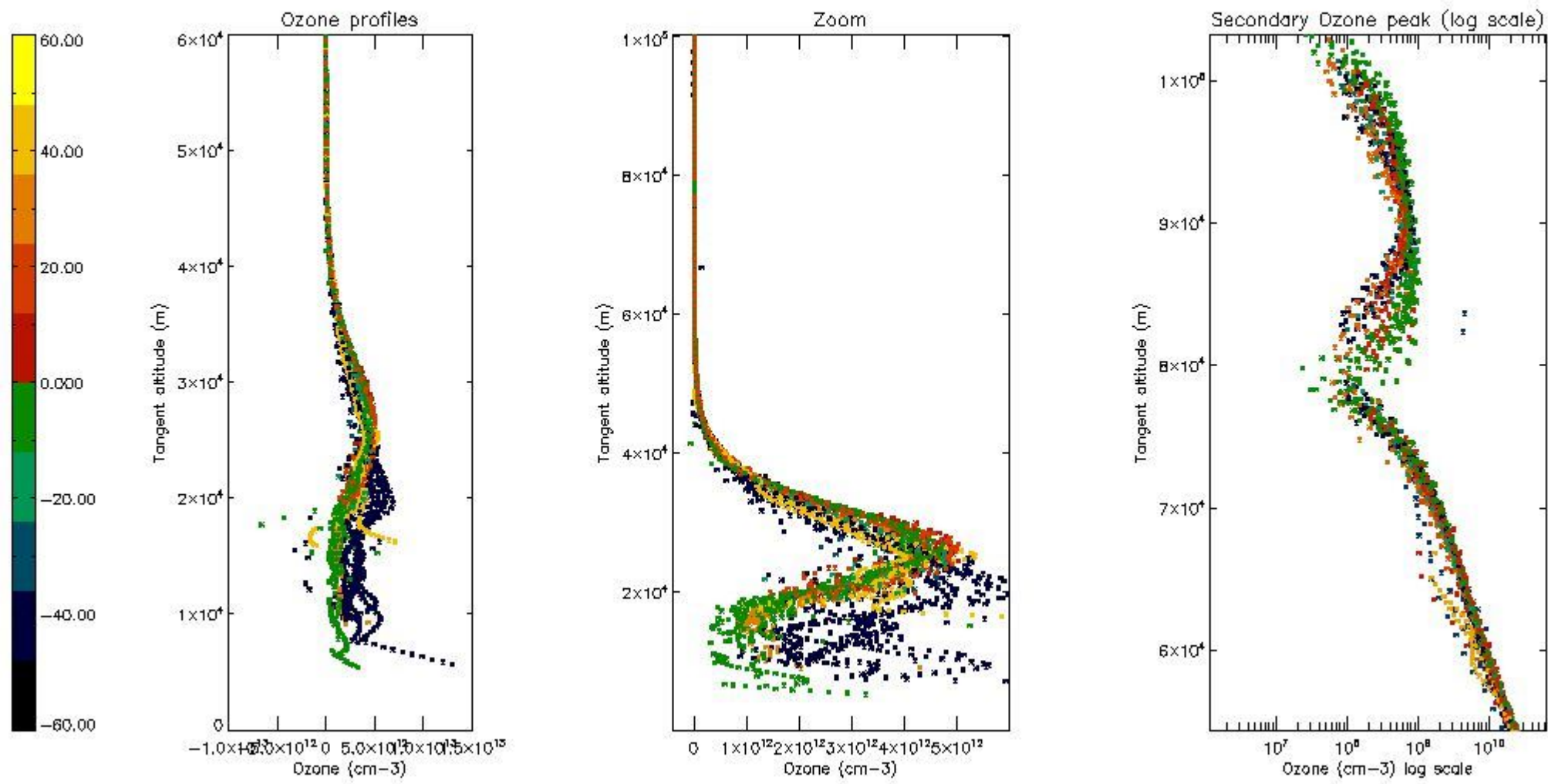
5.2 Plot ozone profiles for all STD (dark without errors)

The colorbar represents the latitude.



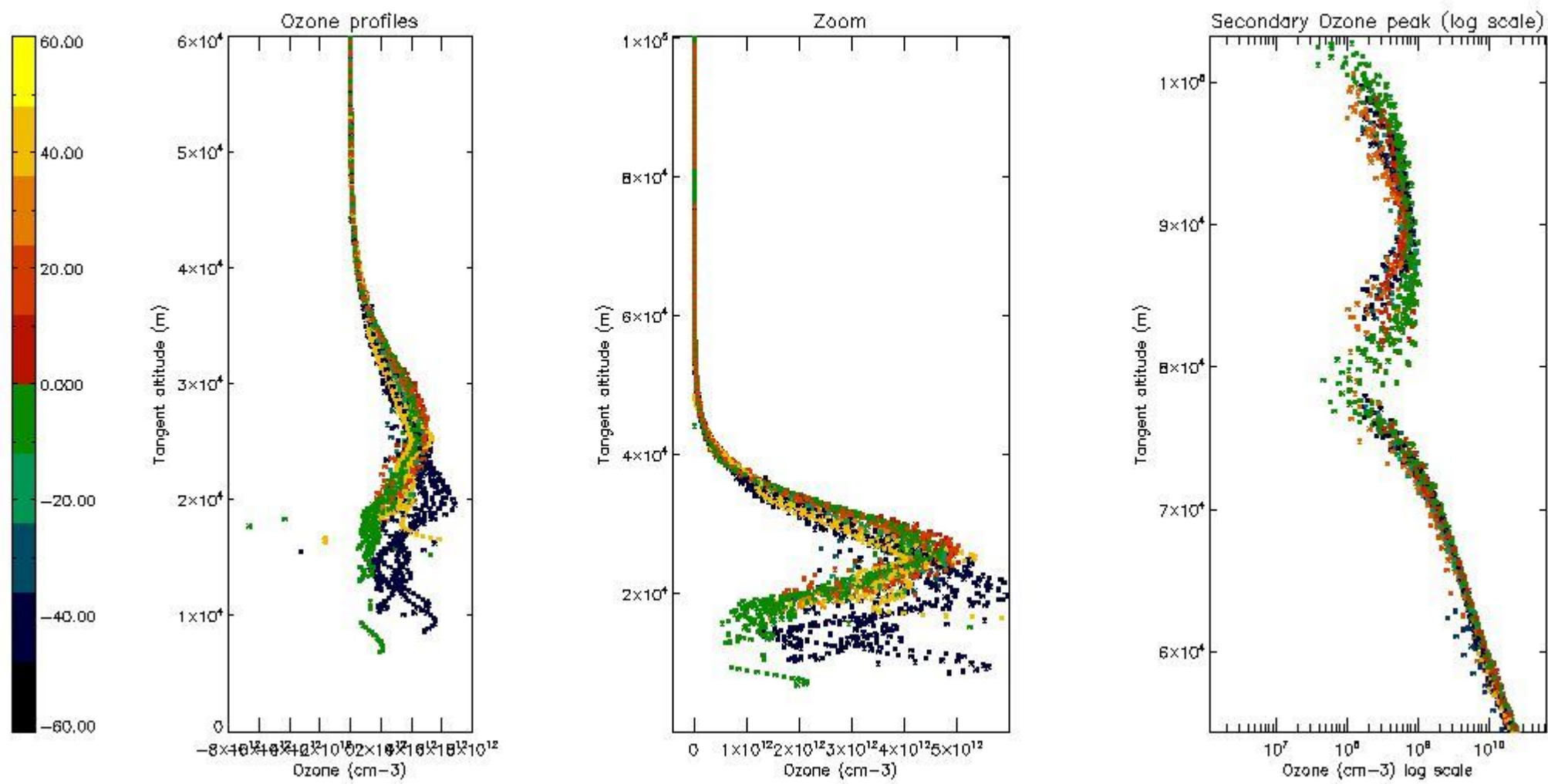
5.3 Plot ozone profiles where STD < 20% (dark without errors)

The colorbar represents the latitude.



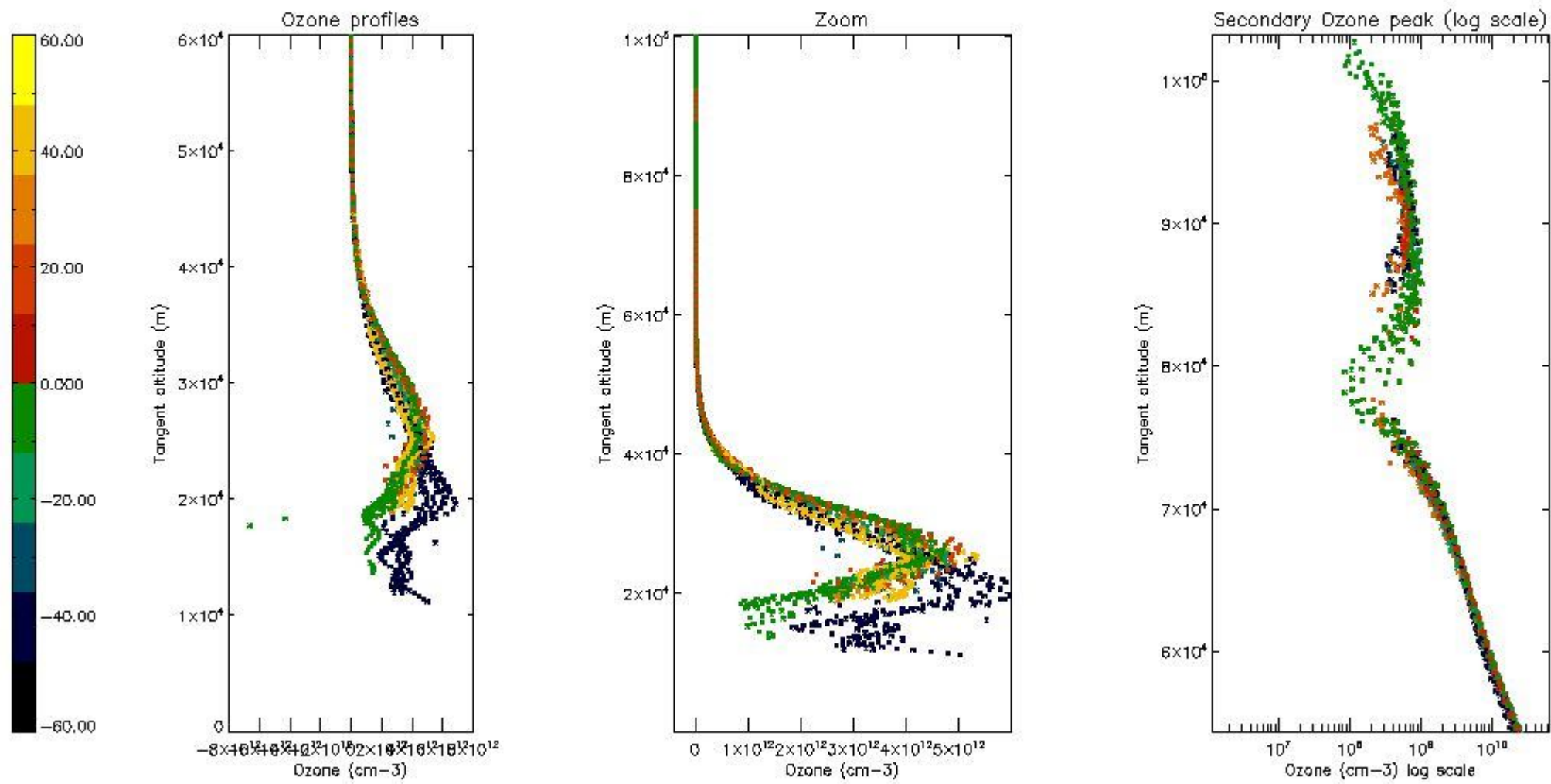
5.4 Plot ozone profiles where STD < 10% (dark without errors)

The colorbar represents the latitude.



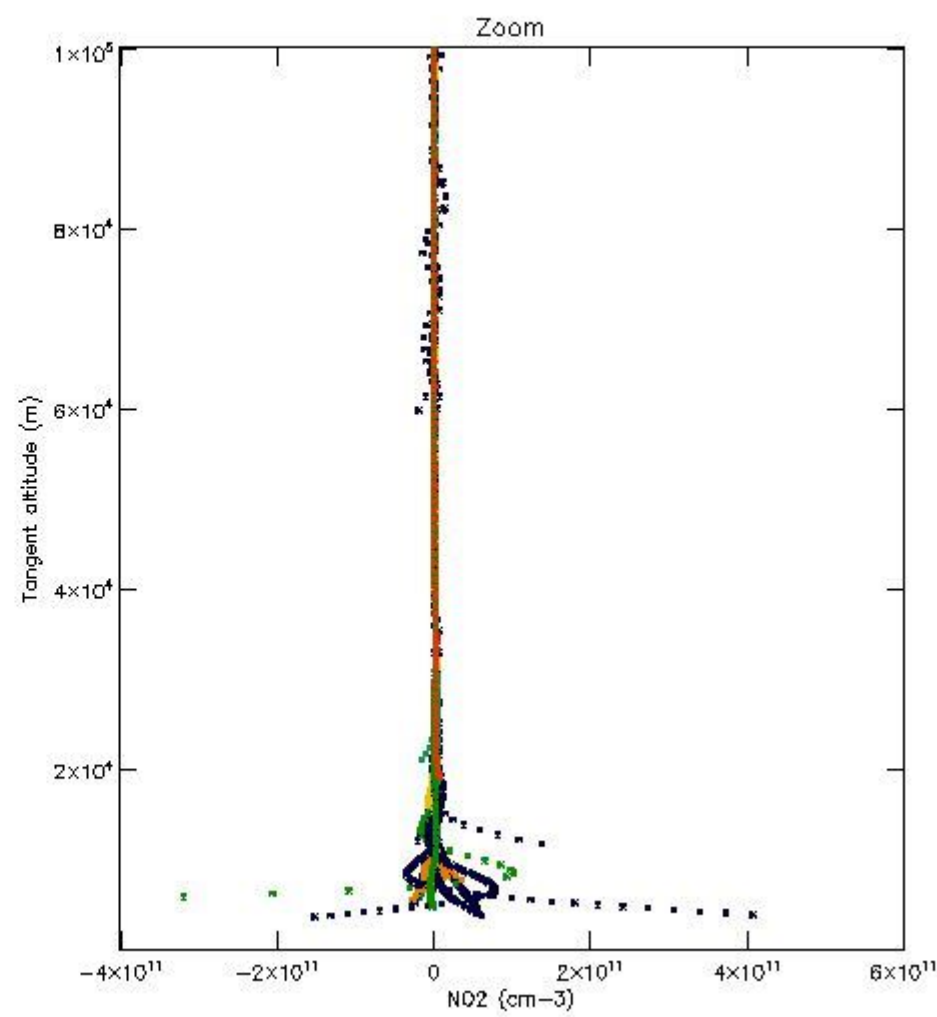
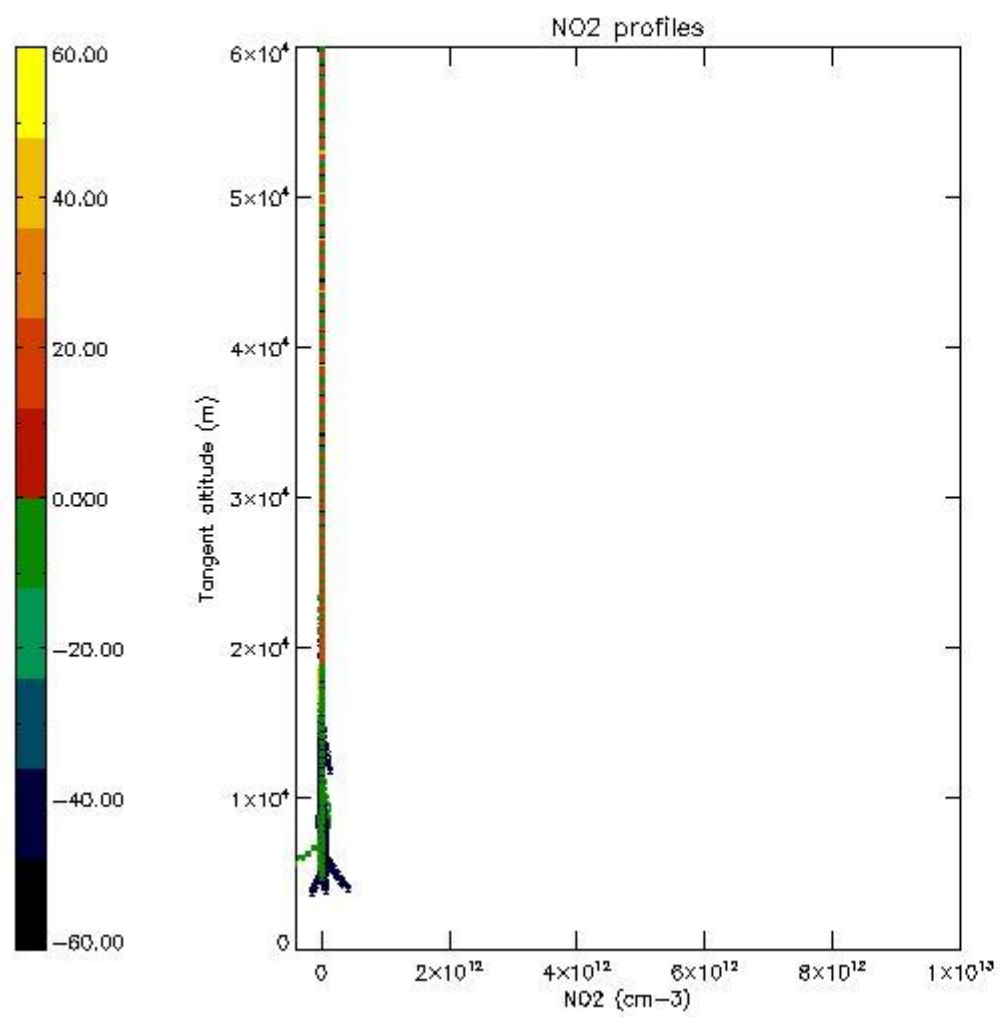
5.5 Plot ozone profiles where STD < 5% (dark without errors)

The colorbar represents the latitude.



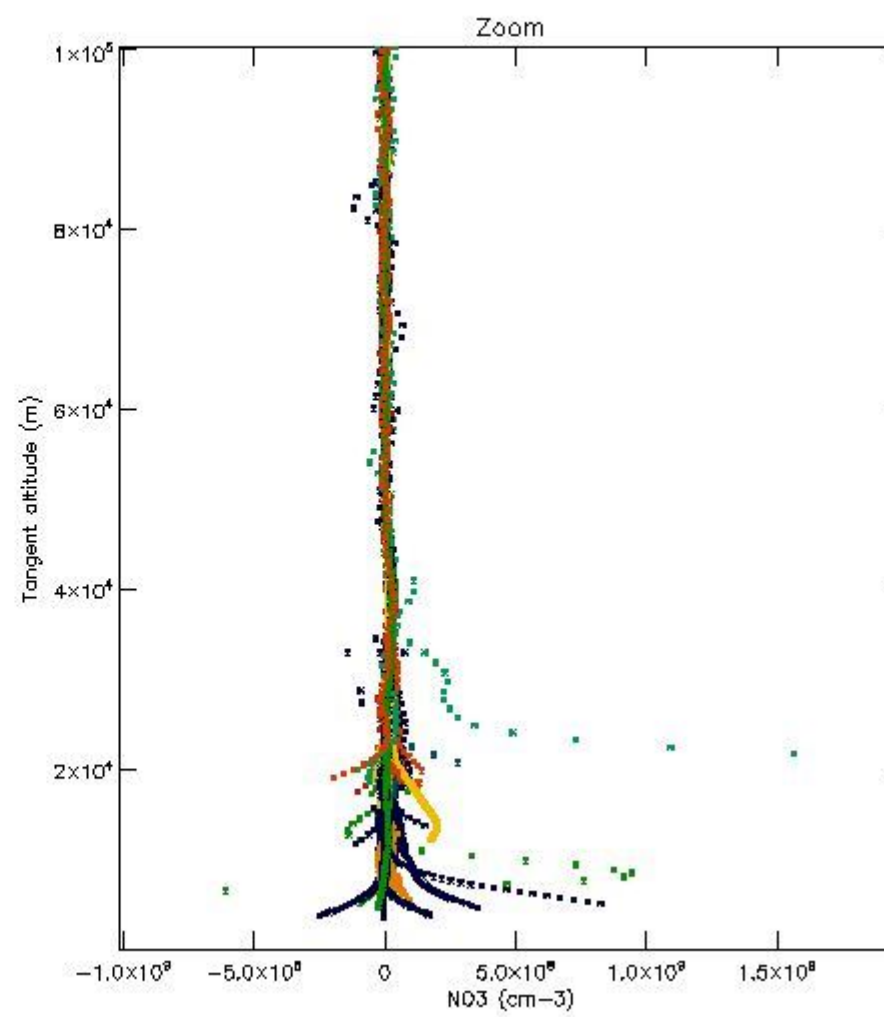
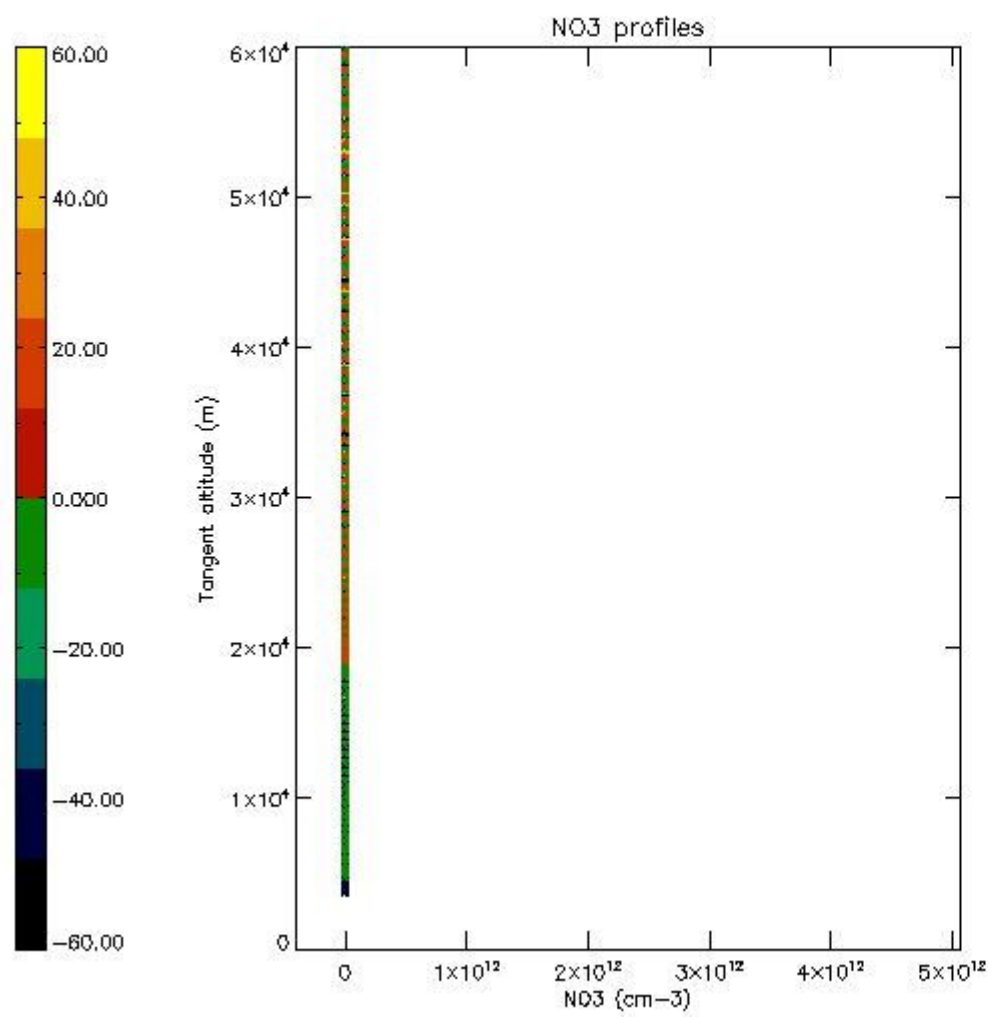
5.6 Plot NO₂ profiles for all STD (dark without errors)

The colorbar represents the latitude.



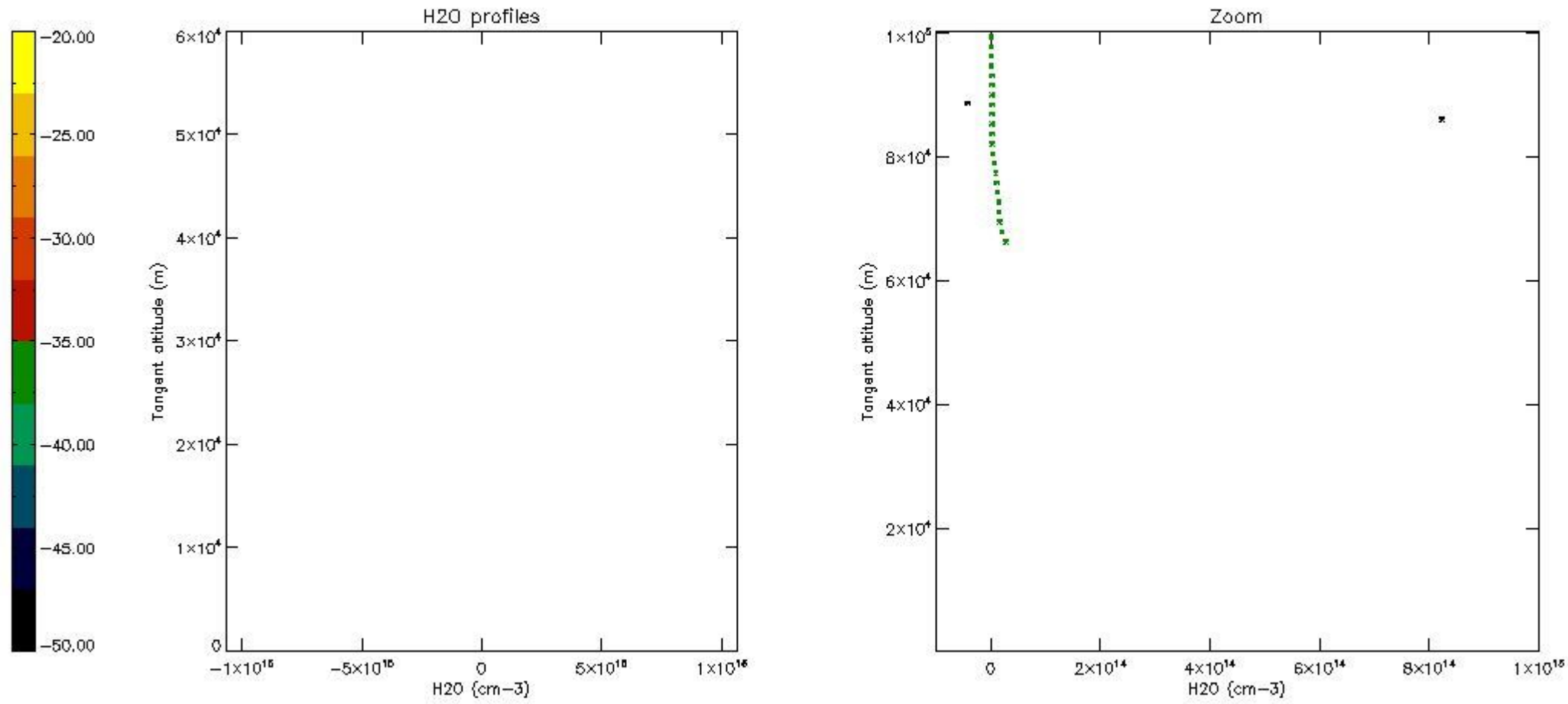
5.7 Plot NO3 profiles for all STD (dark without errors)

The colorbar represents the latitude.



5.8 Plot H2O profiles for all STD (only for occultations of stars 1,2,3,4,13,14,16,26,63 dark without errors)

The colorbar represents the latitude.



6. Auxiliary Data Files used for the production reported in section 2

The number reported in the third column indicates since which file (see list in section 2) the corresponding auxiliary file has been used. The fourth column is the date of those product files.

Type	Auxiliary Filename	Used since product	Used since product date
INST_PHYS_CHARACTERISTICS	GOM_INS_AXNIEC20050627_150440_20020301_000000_20100101_000000	1	06-OCT-2002 00:03:35
LEVEL-2_PROC_CONFIG	GOM_PR2_AXVIEC20091111_152718_20020301_000000_20500101_000000	1	06-OCT-2002 00:03:35
CROSS_SECTIONS_FILE	GOM_CRS_AXVIEC20091111_154832_20020301_000000_20500101_000000	1	06-OCT-2002 00:03:35

GOMOS Level 2 Daily Report

SUMMARY

[1. General Info](#)

[2. Summary of processed GOM_NL_2P products](#)

[3. Level 2 Quality information per product](#)

[3.1 Plot of level 2 quality information per product \(time dependant\)](#)

[3.2 Plot of level 2 quality information per product \(world map\)](#)

[4. Level 1 Quality information per product \(stored on level 2 products\)](#)

[4.1 Plot of level 1 quality information per product \(time dependant\)](#)

[4.1.1 Plot of level 1 quality information per product \(time dependant\): ASCENDING](#)

[4.1.2 Plot of level 1 quality information per product \(time dependant\): DESCENDING](#)

[4.2 Plot of level 1 quality information per product \(world map\)](#)

[4.2.1 Plot of level 1 quality information per product \(world map\): ASCENDING](#)

[4.2.2 Plot of level 1 quality information per product \(world map\): DESCENDING](#)

[5. Ozone profiles based on quality statistics and other trace gas profiles](#)

[5.1 Ozone statistics based on quality of products](#)

[5.2 Plot ozone profiles for all STD \(dark without errors\)](#)

[5.3 Plot ozone profiles where STD < 20% \(dark without errors\)](#)

[5.4. Plot ozone profiles where STD < 10% \(dark without errors\)](#)

[5.5. Plot ozone profiles where STD < 5% \(dark without errors\)](#)

[5.6 Plot NO2 profiles for all STD \(dark without errors\)](#)

[5.7 Plot NO3 profiles for all STD \(dark without errors\)](#)

[5.8 Plot H2O profiles \(only for occultations of stars 1,2,3,4,13,14,16,26,63 dark without errors\) for all STD](#)

[6. Auxiliary Data Files used for the production reported in section 2](#)

This report presents the daily analysis on parameters extracted from GOMOS level 2 data (GOM_NL__2P). It is intended to monitor some important parameters that will impact the quality of these products. A list of level 2 products (and content) that have arrived during the reporting day to the PCF is also given.

Item	Value
Time of report generation	17APR2013 19:12:51
Data source version	GOMOS/6.01
Start time of products	06-10-2002 (06OCT2002 00:00:00)
Stop time of products	07-10-2002 (07OCT2002 00:00:00)
Store outputs in DB	Yes
Nb of level 2 prods	214
Nb of prods with errors	2

2. Summary of processed GOM_NL__2P products.

Nr	Filename	UTC Start time	Limb	Duration	Star Id	Star Name	Star Mag	Star Temp	Nb Meas	Orbit	Prod. error
1	GOM_NL__2PRFIN20021006_000335_000001612010_00073_03133_1728.N1	06-OCT-2002 00:03:35	Straylight	160.50	170	27Eps Gem	3.0000	9700.0	321	3133	No
2	GOM_NL__2PRFIN20021006_000955_000000992010_00073_03133_1729.N1	06-OCT-2002 00:09:55	Dark	98.500	8	10Alp CMi	0.40000	6500.0	197	3133	No
3	GOM_NL__2PRFIN20021006_001639_000000582010_00073_03133_1730.N1	06-OCT-2002 00:16:39	Dark	57.500	132	15Rho Pup	2.8030	6900.0	115	3133	No
4	GOM_NL__2PRFIN20021006_001845_000000502010_00073_03133_1731.N1	06-OCT-2002 00:18:45	Dark	49.500	65	Lam Vel	2.2040	4400.0	99	3133	No
5	GOM_NL__2PRFIN20021006_002034_000000602010_00073_03133_1732.N1	06-OCT-2002 00:20:34	Dark	60.000	88	31Eta CMa	2.4480	20000.	120	3133	No
6	GOM_NL__2PRFIN20021006_002230_000001272010_00073_03133_1733.N1	06-OCT-2002 00:22:30	Dark	126.50	1	9Alp CMa	-1.4400	11000.	253	3133	No
7	GOM_NL__2PRFIN20021006_002528_000000542010_00074_03134_1704.N1	06-OCT-2002 00:25:28	Dark	53.500	161	Tau Pup	2.9310	4500.0	107	3134	No
8	GOM_NL__2PRFIN20021006_002653_000000522010_00074_03134_1705.N1	06-OCT-2002 00:26:53	Dark	51.500	2	Alp Car	-0.73600	7000.0	103	3134	No
9	GOM_NL__2PRFIN20021006_002957_000000762010_00074_03134_1706.N1	06-OCT-2002 00:29:57	Dark	76.000	108	Alp Col	2.6520	15200.	152	3134	No
10	GOM_NL__2PRFIN20021006_003323_000000442010_00074_03134_1707.N1	06-OCT-2002 00:33:23	Dark	44.000	135	Bet Hyi	2.8200	5800.0	88	3134	No
11	GOM_NL__2PRFIN20021006_003548_000000462010_00074_03134_1708.N1	06-OCT-2002 00:35:48	Dark	46.000	143	Alp Hyi	2.8570	7200.0	92	3134	No
12	GOM_NL__2PRFIN20021006_003716_000000522010_00074_03134_1709.N1	06-OCT-2002 00:37:16	Dark	51.500	9	Alp Eri	0.45300	24000.	103	3134	No
13	GOM_NL__2PRFIN20021006_003912_000000582010_00074_03134_1710.N1	06-OCT-2002 00:39:12	Straylight	57.500	157	The1Eri	2.9060	9300.0	115	3134	No
14	GOM_NL__2PRFIN20021006_004230_000000532010_00074_03134_1711.N1	06-OCT-2002 00:42:30	Straylight	52.500	84	Alp Phe	2.3970	4500.0	105	3134	No
15	GOM_NL__2PRFIN20021006_004703_000000512010_00074_03134_1712.N1	06-OCT-2002 00:47:03	Straylight	50.500	18	24Alp PsA	1.1660	9700.0	101	3134	No
16	GOM_NL__2PRFIN20021006_004916_000000532010_00074_03134_1713.N1	06-OCT-2002 00:49:16	Straylight	53.000	52	16Bet Cet	2.0370	4500.0	106	3134	No
17	GOM_NL__2PRFIN20021006_005146_000002182010_00074_03134_1714.N1	06-OCT-2002 00:51:46	Twilight_stray	218.00	165	34Gam Eri	2.9500	3200.0	436	3134	No
18	GOM_NL__2PRFIN20021006_005924_000000442010_00074_03134_1715.N1	06-OCT-2002 00:59:24	Bright	44.000	90	54Alp Peg	2.4870	11000.	88	3134	No
19	GOM_NL__2PRFIN20021006_010259_000000462010_00074_03134_1716.N1	06-OCT-2002 01:02:59	Bright	46.000	93	53Bet Peg	2.5200	3100.0	92	3134	No
20	GOM_NL__2PRFIN20021006_010646_000000532010_00074_03134_1717.N1	06-OCT-2002 01:06:46	Bright	52.500	53	43Bet And	2.0480	3300.0	105	3134	No
21	GOM_NL__2PRFIN20021006_010928_000000642010_00074_03134_1718.N1	06-OCT-2002 01:09:28	Bright	63.500	173	4Bet Tri	3.0040	8900.0	127	3134	No
22	GOM_NL__2PRFIN20021006_011151_000000452010_00074_03134_1719.N1	06-OCT-2002 01:11:51	Bright	45.000	68	18Alp Cas	2.2250	4500.0	90	3134	No
23	GOM_NL__2PRFIN20021006_011316_000000492010_00074_03134_1720.N1	06-OCT-2002 01:13:16	Bright	48.500	76	27Gam Cas	2.3000	30000.	97	3134	No
24	GOM_NL__2PRFIN20021006_011633_000000602010_00074_03134_1721.N1	06-OCT-2002 01:16:33	Bright	60.000	160	23Gam Per	2.9300	4700.0	120	3134	No
25	GOM_NL__2PRFIN20021006_012017_000000462010_00074_03134_1722.N1	06-OCT-2002 01:20:17	Bright	45.500	49	1Alp UMi	1.9900	6300.0	91	3134	No
26	GOM_NL__2PRFIN20021006_012241_000000452010_00074_03134_1723.N1	06-OCT-2002 01:22:41	Bright	45.000	60	7Bet UMi	2.0810	3950.0	90	3134	No
27	GOM_NL__2PRFIN20021006_012822_000000452010_00074_03134_1724.N1	06-OCT-2002 01:28:22	Bright	44.500	36	50Alp UMa	1.8000	6300.0	89	3134	No
28	GOM_NL__2PRFIN20021006_012953_000000432010_00074_03134_1725.N1	06-OCT-2002 01:29:53	Bright	42.500	82	48Bet UMa	2.3650	10600.	85	3134	No
29	GOM_NL__2PRFIN20021006_013309_000000452010_00074_03134_1726.N1	06-OCT-2002 01:33:09	Bright	44.500	174	52Psi UMa	3.0040	4400.0	89	3134	No
30	GOM_NL__2PRFIN20021006_023221_000002182010_00075_03135_1704.N1	06-OCT-2002 02:32:21	Dark	218.00	165	34Gam Eri	2.9500	3200.0	436	3135	Yes
31	GOM_NL__2PRFIN20021006_024000_000000432010_00075_03135_1705.N1	06-OCT-2002 02:40:00	Bright	42.500	90	54Alp Peg	2.4870	11000.	85	3135	No
32	GOM_NL__2PRFIN20021006_024336_000000472010_00075_03135_1706.N1	06-OCT-2002 02:43:36	Bright	47.000	93	53Bet Peg	2.5200	3100.0	94	3135	No
33	GOM_NL__2PRFIN20021006_024722_000000562010_00075_03135_1707.N1	06-OCT-2002 02:47:22	Bright	55.500	53	43Bet And	2.0480	3300.0	111	3135	No
34	GOM_NL__2PRFIN20021006_025003_000000642010_00075_03135_1708.N1	06-OCT-2002 02:50:03	Bright	64.000	173	4Bet Tri	3.0040	8900.0	128	3135	No
35	GOM_NL__2PRFIN20021006_025227_000000492010_00075_03135_1709.N1	06-OCT-2002 02:52:27	Bright	49.000	68	18Alp Cas	2.2250	4500.0	98	3135	No
36	GOM_NL__2PRFIN20021006_025352_000000482010_00075_03135_1710.N1	06-OCT-2002 02:53:52	Bright	48.000	76	27Gam Cas	2.3000	30000.	96	3135	No
37	GOM_NL__2PRFIN20021006_025708_000000592010_00075_03135_1711.N1	06-OCT-2002 02:57:08	Bright	58.500	160	23Gam Per	2.9300	4700.0	117	3135	No
38	GOM_NL__2PRFIN20021006_030053_000000432010_00075_03135_1712.N1	06-OCT-2002 03:00:53	Bright	42.500	49	1Alp UMi	1.9900	6300.0	85	3135	No
39	GOM_NL__2PRFIN20021006_030317_000000452010_00075_03135_1713.N1	06-OCT-2002 03:03:17	Bright	44.500	60	7Bet UMi	2.0810	3950.0	89	3135	No
40	GOM_NL__2PRFIN20021006_030858_000000452010_00075_03135_1714.N1	06-OCT-2002 03:08:58	Bright	45.000	36	50Alp UMa	1.8000	6300.0	90	3135	No
41	GOM_NL__2PRFIN20021006_031029_000000442010_00075_03135_1715.N1	06-OCT-2002 03:10:29	Bright	43.500	82	48Bet UMa	2.3650	10600.	87	3135	No
42	GOM_NL__2PRFIN20021006_031345_000000422010_00075_03135_1716.N1	06-OCT-2002 03:13:45	Bright	42.000	174	52Psi UMa	3.0040	4400.0	84	3135	No

43	GOM_NL__2PRFIN20021006_031906_000000762010_00075_03135_1717.N1	06-OCT-2002 03:19:06	Bright	75.500	24	66Alp Gem	1.5800	10200.	151	3135	No
44	GOM_NL__2PRFIN20021006_032450_000001692010_00075_03135_1718.N1	06-OCT-2002 03:24:50	Straylight	169.00	170	27Eps Gem	3.0000	9700.0	338	3135	No
45	GOM_NL__2PRFIN20021006_033109_000001112010_00075_03135_1719.N1	06-OCT-2002 03:31:09	Dark	110.50	8	10Alp CMi	0.40000	6500.0	221	3135	No
46	GOM_NL__2PRFIN20021006_033753_000000582010_00075_03135_1720.N1	06-OCT-2002 03:37:53	Dark	57.500	132	15Rho Pup	2.8030	6900.0	115	3135	No
47	GOM_NL__2PRFIN20021006_033958_000000522010_00075_03135_1721.N1	06-OCT-2002 03:39:58	Dark	51.500	65	Lam Vel	2.2040	4400.0	103	3135	No
48	GOM_NL__2PRFIN20021006_034131_000000512010_00075_03135_1722.N1	06-OCT-2002 03:41:31	Dark	50.500	70	Zet Pup	2.2460	39000.	101	3135	No
49	GOM_NL__2PRFIN20021006_034346_000001042010_00075_03135_1723.N1	06-OCT-2002 03:43:46	Dark	104.00	1	9Alp CMa	-1.4400	11000.	208	3135	No
50	GOM_NL__2PRFIN20021006_034806_000000572010_00076_03136_1727.N1	06-OCT-2002 03:48:06	Dark	57.000	2	Alp Car	-0.73600	7000.0	114	3136	No
51	GOM_NL__2PRFIN20021006_035435_000000452010_00076_03136_1728.N1	06-OCT-2002 03:54:35	Dark	44.500	135	Bet Hyi	2.8200	5800.0	89	3136	No
52	GOM_NL__2PRFIN20021006_035701_000000472010_00076_03136_1729.N1	06-OCT-2002 03:57:01	Dark	46.500	143	Alp Hyi	2.8570	7200.0	93	3136	No
53	GOM_NL__2PRFIN20021006_035828_000000552010_00076_03136_1730.N1	06-OCT-2002 03:58:28	Dark	54.500	9	Alp Eri	0.45300	24000.	109	3136	No
54	GOM_NL__2PRFIN20021006_040025_000000572010_00076_03136_1731.N1	06-OCT-2002 04:00:25	Straylight	57.000	157	The1Eri	2.9060	9300.0	114	3136	No
55	GOM_NL__2PRFIN20021006_040342_000000482010_00076_03136_1732.N1	06-OCT-2002 04:03:42	Straylight	47.500	84	Alp Phe	2.3970	4500.0	95	3136	No
56	GOM_NL__2PRFIN20021006_040816_000000492010_00076_03136_1733.N1	06-OCT-2002 04:08:16	Straylight	49.000	18	24Alp PsA	1.1660	9700.0	98	3136	No
57	GOM_NL__2PRFIN20021006_041028_000000562010_00076_03136_1734.N1	06-OCT-2002 04:10:28	Straylight	56.000	52	16Bet Cet	2.0370	4500.0	112	3136	No
58	GOM_NL__2PRFIN20021006_041256_000002182010_00076_03136_1735.N1	06-OCT-2002 04:12:56	Tw_i_and_stray	218.00	165	34Gam Eri	2.9500	3200.0	436	3136	No
59	GOM_NL__2PRFIN20021006_042036_000000432010_00076_03136_1736.N1	06-OCT-2002 04:20:36	Bright	43.000	90	54Alp Peg	2.4870	11000.	86	3136	No
60	GOM_NL__2PRFIN20021006_042411_000000442010_00076_03136_1737.N1	06-OCT-2002 04:24:11	Bright	44.000	93	53Bet Peg	2.5200	3100.0	88	3136	No
61	GOM_NL__2PRFIN20021006_042757_000000552010_00076_03136_1738.N1	06-OCT-2002 04:27:57	Bright	55.000	53	43Bet And	2.0480	3300.0	110	3136	No
62	GOM_NL__2PRFIN20021006_043038_000000672010_00076_03136_1739.N1	06-OCT-2002 04:30:38	Bright	66.500	173	4Bet Tri	3.0040	8900.0	133	3136	No
63	GOM_NL__2PRFIN20021006_043302_000000502010_00076_03136_1740.N1	06-OCT-2002 04:33:02	Bright	49.500	68	18Alp Cas	2.2250	4500.0	99	3136	No
64	GOM_NL__2PRFIN20021006_043427_000000492010_00076_03136_1741.N1	06-OCT-2002 04:34:27	Bright	48.500	76	27Gam Cas	2.3000	30000.	97	3136	No
65	GOM_NL__2PRFIN20021006_043743_000000572010_00076_03136_1742.N1	06-OCT-2002 04:37:43	Bright	56.500	160	23Gam Per	2.9300	4700.0	113	3136	No
66	GOM_NL__2PRFIN20021006_044130_000000432010_00076_03136_1743.N1	06-OCT-2002 04:41:30	Bright	43.000	49	1Alp UMi	1.9900	6300.0	86	3136	No
67	GOM_NL__2PRFIN20021006_044354_000000412010_00076_03136_1744.N1	06-OCT-2002 04:43:54	Bright	41.000	60	7Bet UMi	2.0810	3950.0	82	3136	No
68	GOM_NL__2PRFIN20021006_044934_000000452010_00076_03136_1745.N1	06-OCT-2002 04:49:34	Bright	45.000	36	50Alp UMa	1.8000	6300.0	90	3136	No
69	GOM_NL__2PRFIN20021006_045106_000000442010_00076_03136_1746.N1	06-OCT-2002 04:51:06	Bright	43.500	82	48Bet UMa	2.3650	10600.	87	3136	No
70	GOM_NL__2PRFIN20021006_045422_000000432010_00076_03136_1747.N1	06-OCT-2002 04:54:22	Bright	43.000	174	52Psi UMa	3.0040	4400.0	86	3136	No
71	GOM_NL__2PRFIN20021006_045943_000000802010_00076_03136_1748.N1	06-OCT-2002 04:59:43	Bright	79.500	24	66Alp Gem	1.5800	10200.	159	3136	No
72	GOM_NL__2PRFIN20021006_050527_000001792010_00076_03136_1749.N1	06-OCT-2002 05:05:27	Straylight	178.50	170	27Eps Gem	3.0000	9700.0	357	3136	No
73	GOM_NL__2PRFIN20021006_051147_000001002010_00076_03136_1750.N1	06-OCT-2002 05:11:47	Dark	100.00	8	10Alp CMi	0.40000	6500.0	200	3136	No
74	GOM_NL__2PRFIN20021006_051830_000000622010_00076_03136_1751.N1	06-OCT-2002 05:18:30	Dark	62.000	132	15Rho Pup	2.8030	6900.0	124	3136	No
75	GOM_NL__2PRFIN20021006_052034_000000522010_00076_03136_1752.N1	06-OCT-2002 05:20:34	Dark	51.500	65	Lam Vel	2.2040	4400.0	103	3136	No
76	GOM_NL__2PRFIN20021006_052208_000000522010_00076_03136_1753.N1	06-OCT-2002 05:22:08	Dark	52.000	70	Zet Pup	2.2460	39000.	104	3136	No
77	GOM_NL__2PRFIN20021006_052424_000001262010_00076_03136_1754.N1	06-OCT-2002 05:24:24	Dark	126.00	1	9Alp CMa	-1.4400	11000.	252	3136	No
78	GOM_NL__2PRFIN20021006_052843_000000682010_00077_03137_1725.N1	06-OCT-2002 05:28:43	Dark	68.000	2	Alp Car	-0.73600	7000.0	136	3137	No
79	GOM_NL__2PRFIN20021006_053511_000000462010_00077_03137_1726.N1	06-OCT-2002 05:35:11	Dark	45.500	135	Bet Hyi	2.8200	5800.0	91	3137	No
80	GOM_NL__2PRFIN20021006_053737_000000472010_00077_03137_1727.N1	06-OCT-2002 05:37:37	Dark	46.500	143	Alp Hyi	2.8570	7200.0	93	3137	No
81	GOM_NL__2PRFIN20021006_053904_000000572010_00077_03137_1728.N1	06-OCT-2002 05:39:04	Dark	57.000	9	Alp Eri	0.45300	24000.	114	3137	No
82	GOM_NL__2PRFIN20021006_054101_000000572010_00077_03137_1729.N1	06-OCT-2002 05:41:01	Straylight	57.000	157	The1Eri	2.9060	9300.0	114	3137	No
83	GOM_NL__2PRFIN20021006_054418_000000512010_00077_03137_1730.N1	06-OCT-2002 05:44:18	Straylight	51.000	84	Alp Phe	2.3970	4500.0	102	3137	No
84	GOM_NL__2PRFIN20021006_054852_000000522010_00077_03137_1731.N1	06-OCT-2002 05:48:52	Straylight	51.500	18	24Alp PsA	1.1660	9700.0	103	3137	No
85	GOM_NL__2PRFIN20021006_055105_000000582010_00077_03137_1732.N1	06-OCT-2002 05:51:05	Straylight	58.000	52	16Bet Cet	2.0370	4500.0	116	3137	No
86	GOM_NL__2PRFIN20021006_055331_000002182010_00077_03137_1733.N1	06-OCT-2002 05:53:31	Tw_i_and_stray	218.00	165	34Gam Eri	2.9500	3200.0	436	3137	No
87	GOM_NL__2PRFIN20021006_060112_000000442010_00077_03137_1734.N1	06-OCT-2002 06:01:12	Bright	44.000	90	54Alp Peg	2.4870	11000.	88	3137	No
88	GOM_NL__2PRFIN20021006_060447_000000442010_00077_03137_1735.N1	06-OCT-2002 06:04:47	Bright	44.000	93	53Bet Peg	2.5200	3100.0	88	3137	No
89	GOM_NL__2PRFIN20021006_060832_000000562010_00077_03137_1736.N1	06-OCT-2002 06:08:32	Bright	55.500	53	43Bet And	2.0480	3300.0	111	3137	No
90	GOM_NL__2PRFIN20021006_061112_000000632010_00077_03137_1737.N1	06-OCT-2002 06:11:12	Bright	63.000	173	4Bet Tri	3.0040	8900.0	126	3137	No
91	GOM_NL__2PRFIN20021006_061338_000000482010_00077_03137_1738.N1	06-OCT-2002 06:13:38	Bright	48.000	68	18Alp Cas	2.2250	4500.0	96	3137	No
92	GOM_NL__2PRFIN20021006_061503_000000482010_00077_03137_1739.N1	06-OCT-2002 06:15:03	Bright	47.500	76	27Gam Cas	2.3000	30000.	95	3137	No
93	GOM_NL__2PRFIN20021006_061818_000000592010_00077_03137_1740.N1	06-OCT-2002 06:18:18	Bright	59.000	160	23Gam Per	2.9300	4700.0	118	3137	No
94	GOM_NL__2PRFIN20021006_062206_000000452010_00077_03137_1741.N1	06-OCT-2002 06:22:06	Bright	44.500	49	1Alp UMi	1.9900	6300.0	89	3137	No
95	GOM_NL__2PRFIN20021006_062430_000000452010_00077_03137_1742.N1	06-OCT-2002 06:24:30	Bright	45.000	60	7Bet UMi	2.0810	3950.0	90	3137	No
96	GOM_NL__2PRFIN20021006_063011_000000442010_00077_03137_1743.N1	06-OCT-2002 06:30:11	Bright	44.000	36	50Alp UMa	1.8000	6300.0	88	3137	No
97	GOM_NL__2PRFIN20021006_063142_000000462010_00077_03137_1744.N1	06-OCT-2002 06:31:42	Bright	46.000	82	48Bet UMa	2.3650	10600.	92	3137	No
98	GOM_NL__2PRFIN20021006_063458_000000412010_00077_03137_1745.N1	06-OCT-2002 06:34:58	Bright	41.000	174	52Psi UMa	3.0040	4400.0	82	3137	No
99	GOM_NL__2PRFIN20021006_064019_000000762010_00077_03137_1746.N1	06-OCT-2002 06:40:19	Bright	76.000	24	66Alp Gem	1.5800	10200.	152	3137	No
100	GOM_NL__2PRFIN20021006_064605_000001862010_00077_03137_1747.N1	06-OCT-2002 06:46:05	Straylight	185.50	170	27Eps Gem	3.0000	9700.0	371	3137	No
101	GOM_NL__2PRFIN20021006_065224_000001132010_00077_03137_1748.N1	06-OCT-2002 06:52:24	Dark	113.00	8	10Alp CMi	0.40000	6500.0	226	3137	No

102	GOM_NL__2PRFIN20021006_065908_000000462010_00077_03137_1749.N1	06-OCT-2002 06:59:08	Dark	45.500	132	15Rho Pup	2.8030	6900.0	91	3137	No
103	GOM_NL__2PRFIN20021006_073406_000002182010_00078_03138_1728.N1	06-OCT-2002 07:34:06	Dark	218.00	165	34Gam Eri	2.9500	3200.0	436	3138	Yes
104	GOM_NL__2PRFIN20021006_074148_000000442010_00078_03138_1729.N1	06-OCT-2002 07:41:48	Bright	43.500	90	54Alp Peg	2.4870	11000.	87	3138	No
105	GOM_NL__2PRFIN20021006_074524_000000442010_00078_03138_1730.N1	06-OCT-2002 07:45:24	Bright	43.500	93	53Bet Peg	2.5200	3100.0	87	3138	No
106	GOM_NL__2PRFIN20021006_074908_000000522010_00078_03138_1731.N1	06-OCT-2002 07:49:08	Bright	51.500	53	43Bet And	2.0480	3300.0	103	3138	No
107	GOM_NL__2PRFIN20021006_075147_000000652010_00078_03138_1732.N1	06-OCT-2002 07:51:47	Bright	65.000	173	4Bet Tri	3.0040	8900.0	130	3138	No
108	GOM_NL__2PRFIN20021006_075414_000000472010_00078_03138_1733.N1	06-OCT-2002 07:54:14	Bright	47.000	68	18Alp Cas	2.2250	4500.0	94	3138	No
109	GOM_NL__2PRFIN20021006_075539_000000472010_00078_03138_1734.N1	06-OCT-2002 07:55:39	Bright	46.500	76	27Gam Cas	2.3000	30000.	93	3138	No
110	GOM_NL__2PRFIN20021006_075853_000000572010_00078_03138_1735.N1	06-OCT-2002 07:58:53	Bright	57.000	160	23Gam Per	2.9300	4700.0	114	3138	No
111	GOM_NL__2PRFIN20021006_080242_000000412010_00078_03138_1736.N1	06-OCT-2002 08:02:42	Bright	40.500	49	1Alp UMi	1.9900	6300.0	81	3138	No
112	GOM_NL__2PRFIN20021006_080506_000000442010_00078_03138_1737.N1	06-OCT-2002 08:05:06	Bright	44.000	60	7Bet UMi	2.0810	3950.0	88	3138	No
113	GOM_NL__2PRFIN20021006_081047_000000442010_00078_03138_1738.N1	06-OCT-2002 08:10:47	Bright	44.000	36	50Alp UMa	1.8000	6300.0	88	3138	No
114	GOM_NL__2PRFIN20021006_081218_000000432010_00078_03138_1739.N1	06-OCT-2002 08:12:18	Bright	42.500	82	48Bet UMa	2.3650	10600.	85	3138	No
115	GOM_NL__2PRFIN20021006_081535_000000422010_00078_03138_1740.N1	06-OCT-2002 08:15:35	Bright	42.000	174	52Psi UMa	3.0040	4400.0	84	3138	No
116	GOM_NL__2PRFIN20021006_082055_000000782010_00078_03138_1741.N1	06-OCT-2002 08:20:55	Bright	77.500	24	66Alp Gem	1.5800	10200.	155	3138	No
117	GOM_NL__2PRFIN20021006_082642_000001802010_00078_03138_1742.N1	06-OCT-2002 08:26:42	Straylight	179.50	170	27Eps Gem	3.0000	9700.0	359	3138	No
118	GOM_NL__2PRFIN20021006_083302_000001102010_00078_03138_1743.N1	06-OCT-2002 08:33:02	Dark	109.50	8	10Alp CMi	0.40000	6500.0	219	3138	No
119	GOM_NL__2PRFIN20021006_083945_000000592010_00078_03138_1744.N1	06-OCT-2002 08:39:45	Dark	59.000	132	15Rho Pup	2.8030	6900.0	118	3138	No
120	GOM_NL__2PRFIN20021006_084147_000000532010_00078_03138_1745.N1	06-OCT-2002 08:41:47	Dark	52.500	65	Lam Vel	2.2040	4400.0	105	3138	No
121	GOM_NL__2PRFIN20021006_084322_000000542010_00078_03138_1746.N1	06-OCT-2002 08:43:22	Dark	54.000	70	Zet Pup	2.2460	39000.	108	3138	No
122	GOM_NL__2PRFIN20021006_084541_000001012010_00078_03138_1747.N1	06-OCT-2002 08:45:41	Dark	101.00	1	9Alp CMa	-1.4400	11000.	202	3138	No
123	GOM_NL__2PRFIN20021006_103033_000000552010_00080_03140_8891.N1	06-OCT-2002 10:30:33	Dark	54.500	2	Alp Car	-0.73600	7000.0	109	3140	No
124	GOM_NL__2PRFIN20021006_103659_000000442010_00080_03140_8892.N1	06-OCT-2002 10:36:59	Dark	44.000	135	Bet Hyi	2.8200	5800.0	88	3140	No
125	GOM_NL__2PRFIN20021006_103926_000000462010_00080_03140_8893.N1	06-OCT-2002 10:39:26	Dark	45.500	143	Alp Hyi	2.8570	7200.0	91	3140	No
126	GOM_NL__2PRFIN20021006_104053_000000582010_00080_03140_8894.N1	06-OCT-2002 10:40:53	Dark	57.500	9	Alp Eri	0.45300	24000.	115	3140	No
127	GOM_NL__2PRFIN20021006_104251_000000572010_00080_03140_8895.N1	06-OCT-2002 10:42:51	Straylight	56.500	157	The1Eri	2.9060	9300.0	113	3140	No
128	GOM_NL__2PRFIN20021006_104607_000000522010_00080_03140_8896.N1	06-OCT-2002 10:46:07	Straylight	51.500	84	Alp Phe	2.3970	4500.0	103	3140	No
129	GOM_NL__2PRFIN20021006_105040_000000542010_00080_03140_8897.N1	06-OCT-2002 10:50:40	Straylight	54.000	18	24Alp PsA	1.1660	9700.0	108	3140	No
130	GOM_NL__2PRFIN20021006_105252_000000572010_00080_03140_8898.N1	06-OCT-2002 10:52:52	Straylight	56.500	52	16Bet Cet	2.0370	4500.0	113	3140	No
131	GOM_NL__2PRFIN20021006_105516_000002172010_00080_03140_8899.N1	06-OCT-2002 10:55:16	Bright	217.00	165	34Gam Eri	2.9500	3200.0	434	3140	No
132	GOM_NL__2PRFIN20021006_121110_000000552010_00081_03141_8891.N1	06-OCT-2002 12:11:10	Dark	54.500	2	Alp Car	-0.73600	7000.0	109	3141	No
133	GOM_NL__2PRFIN20021006_121735_000000442010_00081_03141_8892.N1	06-OCT-2002 12:17:35	Dark	43.500	135	Bet Hyi	2.8200	5800.0	87	3141	No
134	GOM_NL__2PRFIN20021006_122002_000000472010_00081_03141_8893.N1	06-OCT-2002 12:20:02	Dark	46.500	143	Alp Hyi	2.8570	7200.0	93	3141	No
135	GOM_NL__2PRFIN20021006_122130_000000582010_00081_03141_8894.N1	06-OCT-2002 12:21:30	Dark	58.000	9	Alp Eri	0.45300	24000.	116	3141	No
136	GOM_NL__2PRFIN20021006_122328_000000582010_00081_03141_8895.N1	06-OCT-2002 12:23:28	Straylight	58.000	157	The1Eri	2.9060	9300.0	116	3141	No
137	GOM_NL__2PRFIN20021006_122644_000000472010_00081_03141_8896.N1	06-OCT-2002 12:26:44	Straylight	46.500	84	Alp Phe	2.3970	4500.0	93	3141	No
138	GOM_NL__2PRFIN20021006_123116_000000492010_00081_03141_8897.N1	06-OCT-2002 12:31:16	Straylight	49.000	18	24Alp PsA	1.1660	9700.0	98	3141	No
139	GOM_NL__2PRFIN20021006_135147_000000552010_00082_03142_8891.N1	06-OCT-2002 13:51:47	Dark	55.000	2	Alp Car	-0.73600	7000.0	110	3142	No
140	GOM_NL__2PRFIN20021006_135811_000000442010_00082_03142_8892.N1	06-OCT-2002 13:58:11	Dark	44.000	135	Bet Hyi	2.8200	5800.0	88	3142	No
141	GOM_NL__2PRFIN20021006_140039_000000452010_00082_03142_8893.N1	06-OCT-2002 14:00:39	Dark	44.500	143	Alp Hyi	2.8570	7200.0	89	3142	No
142	GOM_NL__2PRFIN20021006_140206_000000512010_00082_03142_8894.N1	06-OCT-2002 14:02:06	Dark	50.500	9	Alp Eri	0.45300	24000.	101	3142	No
143	GOM_NL__2PRFIN20021006_140405_000000572010_00082_03142_8895.N1	06-OCT-2002 14:04:05	Straylight	57.000	157	The1Eri	2.9060	9300.0	114	3142	No
144	GOM_NL__2PRFIN20021006_140720_000000492010_00082_03142_8896.N1	06-OCT-2002 14:07:20	Straylight	48.500	84	Alp Phe	2.3970	4500.0	97	3142	No
145	GOM_NL__2PRFIN20021006_141153_000000572010_00082_03142_8897.N1	06-OCT-2002 14:11:53	Straylight	56.500	18	24Alp PsA	1.1660	9700.0	113	3142	No
146	GOM_NL__2PRFIN20021006_153223_000000572010_00083_03143_8891.N1	06-OCT-2002 15:32:23	Dark	56.500	2	Alp Car	-0.73600	7000.0	113	3143	No
147	GOM_NL__2PRFIN20021006_153847_000000442010_00083_03143_8892.N1	06-OCT-2002 15:38:47	Dark	43.500	135	Bet Hyi	2.8200	5800.0	87	3143	No
148	GOM_NL__2PRFIN20021006_154115_000000472010_00083_03143_8893.N1	06-OCT-2002 15:41:15	Dark	46.500	143	Alp Hyi	2.8570	7200.0	93	3143	No
149	GOM_NL__2PRFIN20021006_154242_000000562010_00083_03143_8894.N1	06-OCT-2002 15:42:42	Dark	56.000	9	Alp Eri	0.45300	24000.	112	3143	No
150	GOM_NL__2PRFIN20021006_154440_000000592010_00083_03143_8895.N1	06-OCT-2002 15:44:40	Straylight	58.500	157	The1Eri	2.9060	9300.0	117	3143	No
151	GOM_NL__2PRFIN20021006_154755_000000502010_00083_03143_8896.N1	06-OCT-2002 15:47:55	Straylight	49.500	84	Alp Phe	2.3970	4500.0	99	3143	No
152	GOM_NL__2PRFIN20021006_155228_000000502010_00083_03143_8897.N1	06-OCT-2002 15:52:28	Straylight	50.000	18	24Alp PsA	1.1660	9700.0	100	3143	No
153	GOM_NL__2PRFIN20021006_171259_000000592010_00084_03144_8891.N1	06-OCT-2002 17:12:59	Dark	58.500	2	Alp Car	-0.73600	7000.0	117	3144	No
154	GOM_NL__2PRFIN20021006_171923_000000442010_00084_03144_8892.N1	06-OCT-2002 17:19:23	Dark	44.000	135	Bet Hyi	2.8200	5800.0	88	3144	No
155	GOM_NL__2PRFIN20021006_172151_000000472010_00084_03144_8893.N1	06-OCT-2002 17:21:51	Dark	47.000	143	Alp Hyi	2.8570	7200.0	94	3144	No
156	GOM_NL__2PRFIN20021006_172318_000000562010_00084_03144_8894.N1	06-OCT-2002 17:23:18	Dark	56.000	9	Alp Eri	0.45300	24000.	112	3144	No
157	GOM_NL__2PRFIN20021006_172516_000000602010_00084_03144_8895.N1	06-OCT-2002 17:25:16	Straylight	59.500	157	The1Eri	2.9060	9300.0	119	3144	No
158	GOM_NL__2PRFIN20021006_172832_000000522010_00084_03144_8896.N1	06-OCT-2002 17:28:32	Straylight	52.000	84	Alp Phe	2.3970	4500.0	104	3144	No
159	GOM_NL__2PRFIN20021006_185336_000000592010_00085_03145_8891.N1	06-OCT-2002 18:53:36	Dark	59.000	2	Alp Car	-0.73600	7000.0	118	3145	No
160	GOM_NL__2PRFIN20021006_185649_000000772010_00085_03145_8892.N1	06-OCT-2002 18:56:49	Dark	76.500	108	Alp Col	2.6520	15200.	153	3145	No

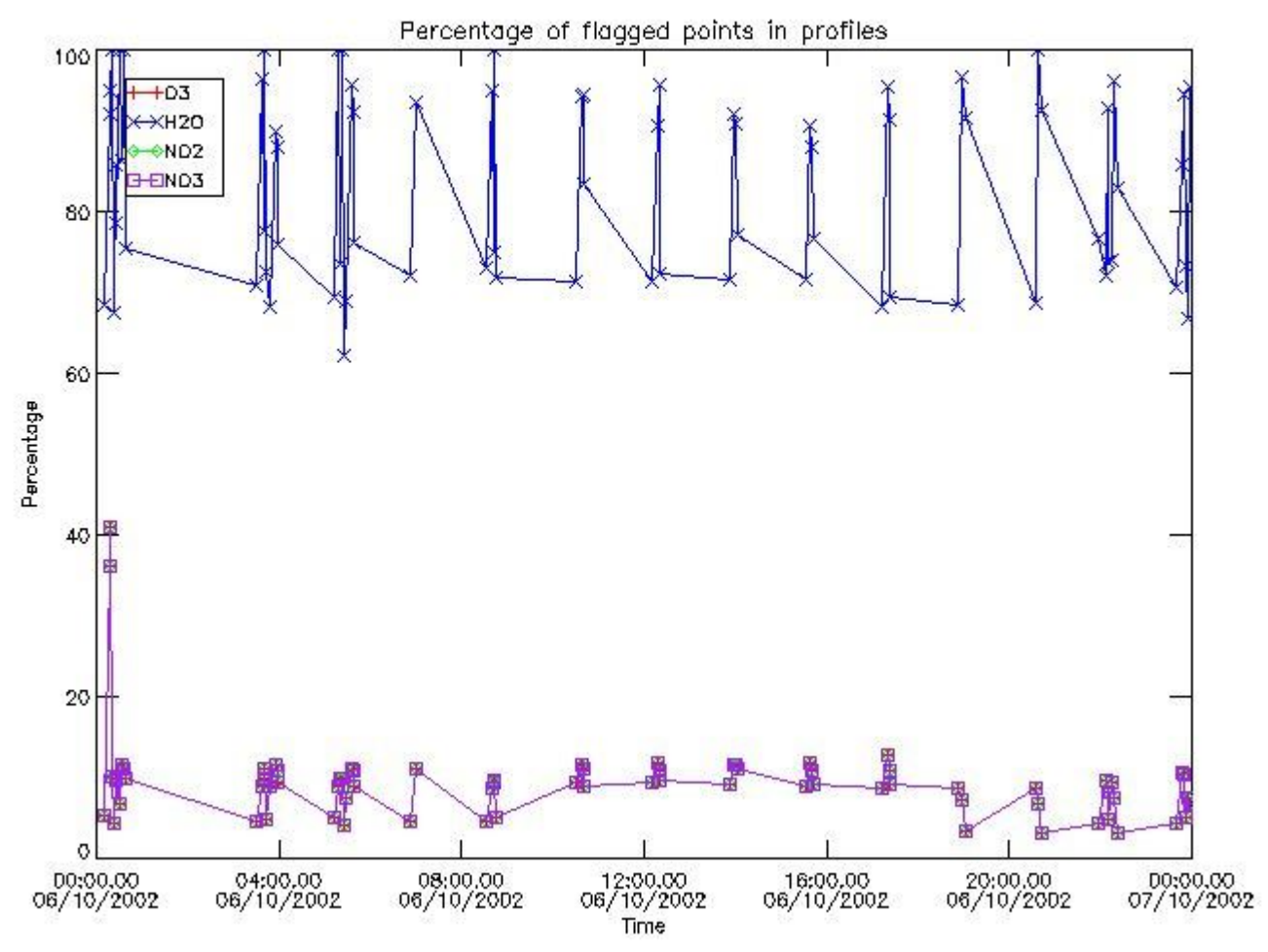
161	GOM_NL__2PRFIN20021006_190142_000001682010_00085_03145_8893.N1	06-OCT-2002 19:01:42	Dark	168.00	139	9Bet Lep	2.8330	5600.0	336	3145	No
162	GOM_NL__2PRFIN20021006_190907_000000522010_00085_03145_8894.N1	06-OCT-2002 19:09:07	Straylight	51.500	84	Alp Phe	2.3970	4500.0	103	3145	No
163	GOM_NL__2PRFIN20021006_203413_000000602010_00086_03146_8891.N1	06-OCT-2002 20:34:13	Dark	59.500	2	Alp Car	-0.73600	7000.0	119	3146	No
164	GOM_NL__2PRFIN20021006_203726_000000762010_00086_03146_8892.N1	06-OCT-2002 20:37:26	Dark	75.500	108	Alp Col	2.6520	15200.	151	3146	No
165	GOM_NL__2PRFIN20021006_204221_000001852010_00086_03146_8893.N1	06-OCT-2002 20:42:21	Dark	185.00	139	9Bet Lep	2.8330	5600.0	370	3146	No
166	GOM_NL__2PRFIN20021006_204943_000000532010_00086_03146_2595.N1	06-OCT-2002 20:49:43	Straylight	53.000	84	Alp Phe	2.3970	4500.0	106	3146	No
167	GOM_NL__2PRFIN20021006_205417_000000452010_00086_03146_2596.N1	06-OCT-2002 20:54:17	Straylight	45.000	18	24Alp PsA	1.1660	9700.0	90	3146	No
168	GOM_NL__2PRFIN20021006_205628_000000592010_00086_03146_2597.N1	06-OCT-2002 20:56:28	Straylight	59.000	52	16Bet Cet	2.0370	4500.0	118	3146	No
169	GOM_NL__2PRFIN20021006_205846_000002172010_00086_03146_2598.N1	06-OCT-2002 20:58:46	Bright	217.00	165	34Gam Eri	2.9500	3200.0	434	3146	No
170	GOM_NL__2PRFIN20021006_210632_000000492010_00086_03146_2599.N1	06-OCT-2002 21:06:32	Bright	48.500	140	88Gam Peg	2.8340	26000.	97	3146	No
171	GOM_NL__2PRFIN20021006_211011_000000442010_00086_03146_2600.N1	06-OCT-2002 21:10:11	Bright	44.000	93	53Bet Peg	2.5200	3100.0	88	3146	No
172	GOM_NL__2PRFIN20021006_211351_000000532010_00086_03146_2601.N1	06-OCT-2002 21:13:51	Bright	52.500	53	43Bet And	2.0480	3300.0	105	3146	No
173	GOM_NL__2PRFIN20021006_211626_000000652010_00086_03146_2602.N1	06-OCT-2002 21:16:26	Bright	64.500	173	4Bet Tri	3.0040	8900.0	129	3146	No
174	GOM_NL__2PRFIN20021006_211859_000000492010_00086_03146_2603.N1	06-OCT-2002 21:18:59	Bright	49.000	68	18Alp Cas	2.2250	4500.0	98	3146	No
175	GOM_NL__2PRFIN20021006_212023_000000482010_00086_03146_2604.N1	06-OCT-2002 21:20:23	Bright	48.000	76	27Gam Cas	2.3000	30000.	96	3146	No
176	GOM_NL__2PRFIN20021006_212332_000000622010_00086_03146_2605.N1	06-OCT-2002 21:23:32	Bright	61.500	160	23Gam Per	2.9300	4700.0	123	3146	No
177	GOM_NL__2PRFIN20021006_212729_000000442010_00086_03146_2606.N1	06-OCT-2002 21:27:29	Bright	44.000	49	1Alp UMi	1.9900	6300.0	88	3146	No
178	GOM_NL__2PRFIN20021006_212955_000000432010_00086_03146_2607.N1	06-OCT-2002 21:29:55	Bright	43.000	60	7Bet UMi	2.0810	3950.0	86	3146	No
179	GOM_NL__2PRFIN20021006_213534_000000452010_00086_03146_2608.N1	06-OCT-2002 21:35:34	Bright	45.000	36	50Alp UMa	1.8000	6300.0	90	3146	No
180	GOM_NL__2PRFIN20021006_213705_000000442010_00086_03146_2609.N1	06-OCT-2002 21:37:05	Bright	44.000	82	48Bet UMa	2.3650	10600.	88	3146	No
181	GOM_NL__2PRFIN20021006_214022_000000432010_00086_03146_2610.N1	06-OCT-2002 21:40:22	Bright	43.000	174	52Psi UMa	3.0040	4400.0	86	3146	No
182	GOM_NL__2PRFIN20021006_214544_000000792010_00086_03146_2611.N1	06-OCT-2002 21:45:44	Bright	79.000	24	66Alp Gem	1.5800	10200.	158	3146	No
183	GOM_NL__2PRFIN20021006_215140_000001772010_00086_03146_2612.N1	06-OCT-2002 21:51:40	Straylight	177.00	170	27Eps Gem	3.0000	9700.0	354	3146	No
184	GOM_NL__2PRFIN20021006_215800_000001162010_00086_03146_2613.N1	06-OCT-2002 21:58:00	Dark	116.00	8	10Alp CMi	0.40000	6500.0	232	3146	No
185	GOM_NL__2PRFIN20021006_220638_000000532010_00086_03146_2614.N1	06-OCT-2002 22:06:38	Dark	52.500	65	Lam Vel	2.2040	4400.0	105	3146	No
186	GOM_NL__2PRFIN20021006_220836_000000632010_00086_03146_2615.N1	06-OCT-2002 22:08:36	Dark	62.500	88	31Eta CMa	2.4480	20000.	125	3146	No
187	GOM_NL__2PRFIN20021006_221047_000001052010_00086_03146_2616.N1	06-OCT-2002 22:10:47	Dark	105.00	1	9Alp CMa	-1.4400	11000.	210	3146	No
188	GOM_NL__2PRFIN20021006_221450_000000542010_00087_03147_2304.N1	06-OCT-2002 22:14:50	Dark	54.000	2	Alp Car	-0.73600	7000.0	108	3147	No
189	GOM_NL__2PRFIN20021006_221803_000000762010_00087_03147_2305.N1	06-OCT-2002 22:18:03	Dark	76.000	108	Alp Col	2.6520	15200.	152	3147	No
190	GOM_NL__2PRFIN20021006_222300_000001702010_00087_03147_2306.N1	06-OCT-2002 22:23:00	Dark	170.00	139	9Bet Lep	2.8330	5600.0	340	3147	No
191	GOM_NL__2PRFIN20021006_223020_000000482010_00087_03147_2307.N1	06-OCT-2002 22:30:20	Straylight	48.000	84	Alp Phe	2.3970	4500.0	96	3147	No
192	GOM_NL__2PRFIN20021006_223453_000000512010_00087_03147_2308.N1	06-OCT-2002 22:34:53	Straylight	50.500	18	24Alp PsA	1.1660	9700.0	101	3147	No
193	GOM_NL__2PRFIN20021006_223705_000000522010_00087_03147_2309.N1	06-OCT-2002 22:37:05	Straylight	51.500	52	16Bet Cet	2.0370	4500.0	103	3147	No
194	GOM_NL__2PRFIN20021006_223921_000002172010_00087_03147_2310.N1	06-OCT-2002 22:39:21	Bright	217.00	165	34Gam Eri	2.9500	3200.0	434	3147	No
195	GOM_NL__2PRFIN20021006_224709_000000462010_00087_03147_2311.N1	06-OCT-2002 22:47:09	Bright	46.000	140	88Gam Peg	2.8340	26000.	92	3147	No
196	GOM_NL__2PRFIN20021006_225047_000000442010_00087_03147_2312.N1	06-OCT-2002 22:50:47	Bright	44.000	93	53Bet Peg	2.5200	3100.0	88	3147	No
197	GOM_NL__2PRFIN20021006_225426_000000522010_00087_03147_2313.N1	06-OCT-2002 22:54:26	Bright	52.000	53	43Bet And	2.0480	3300.0	104	3147	No
198	GOM_NL__2PRFIN20021006_225701_000000632010_00087_03147_2314.N1	06-OCT-2002 22:57:01	Bright	63.000	173	4Bet Tri	3.0040	8900.0	126	3147	No
199	GOM_NL__2PRFIN20021006_225934_000000482010_00087_03147_2315.N1	06-OCT-2002 22:59:34	Bright	47.500	68	18Alp Cas	2.2250	4500.0	95	3147	No
200	GOM_NL__2PRFIN20021006_230059_000000492010_00087_03147_2316.N1	06-OCT-2002 23:00:59	Bright	48.500	76	27Gam Cas	2.3000	30000.	97	3147	No
201	GOM_NL__2PRFIN20021006_230408_000000612010_00087_03147_2317.N1	06-OCT-2002 23:04:08	Bright	60.500	160	23Gam Per	2.9300	4700.0	121	3147	No
202	GOM_NL__2PRFIN20021006_230804_000000452010_00087_03147_2318.N1	06-OCT-2002 23:08:04	Bright	45.000	49	1Alp UMi	1.9900	6300.0	90	3147	No
203	GOM_NL__2PRFIN20021006_231031_000000402010_00087_03147_2319.N1	06-OCT-2002 23:10:31	Bright	39.500	60	7Bet UMi	2.0810	3950.0	79	3147	No
204	GOM_NL__2PRFIN20021006_231610_000000442010_00087_03147_2320.N1	06-OCT-2002 23:16:10	Bright	44.000	36	50Alp UMa	1.8000	6300.0	88	3147	No
205	GOM_NL__2PRFIN20021006_231742_000000432010_00087_03147_2321.N1	06-OCT-2002 23:17:42	Bright	43.000	82	48Bet UMa	2.3650	10600.	86	3147	No
206	GOM_NL__2PRFIN20021006_232058_000000442010_00087_03147_2322.N1	06-OCT-2002 23:20:58	Bright	44.000	174	52Psi UMa	3.0040	4400.0	88	3147	No
207	GOM_NL__2PRFIN20021006_232620_000000742010_00087_03147_2323.N1	06-OCT-2002 23:26:20	Bright	73.500	24	66Alp Gem	1.5800	10200.	147	3147	No
208	GOM_NL__2PRFIN20021006_233218_000002082010_00087_03147_2324.N1	06-OCT-2002 23:32:18	Straylight	207.50	170	27Eps Gem	3.0000	9700.0	415	3147	No
209	GOM_NL__2PRFIN20021006_233837_000001162010_00087_03147_2325.N1	06-OCT-2002 23:38:37	Dark	116.00	8	10Alp CMi	0.40000	6500.0	232	3147	No
210	GOM_NL__2PRFIN20021006_234714_000000532010_00087_03147_2326.N1	06-OCT-2002 23:47:14	Dark	53.000	65	Lam Vel	2.2040	4400.0	106	3147	No
211	GOM_NL__2PRFIN20021006_234914_000000642010_00087_03147_2327.N1	06-OCT-2002 23:49:14	Dark	63.500	88	31Eta CMa	2.4480	20000.	127	3147	No
212	GOM_NL__2PRFIN20021006_235125_000001032010_00087_03147_2328.N1	06-OCT-2002 23:51:25	Dark	103.00	1	9Alp CMa	-1.4400	11000.	206	3147	No
213	GOM_NL__2PRFIN20021006_235526_000000682010_00088_03148_2304.N1	06-OCT-2002 23:55:26	Dark	68.000	2	Alp Car	-0.73600	7000.0	136	3148	No
214	GOM_NL__2PRFIN20021006_235841_000000772010_00088_03148_2305.N1	06-OCT-2002 23:58:41	Dark	76.500	108	Alp Col	2.6520	15200.	153	3148	No

3. Quality information per product

In this section it is plotted some information contained in the Quality Summary data set of

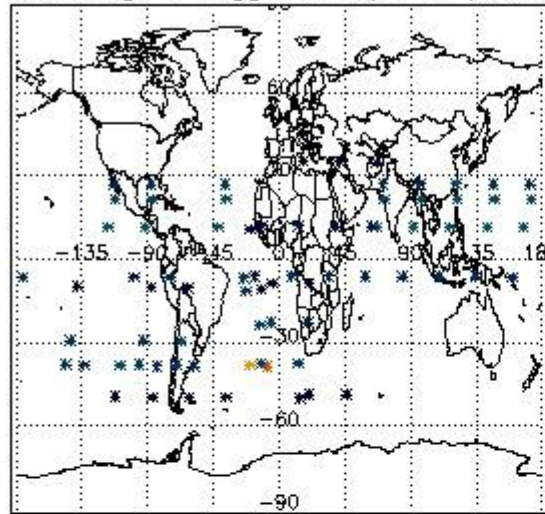
the level 2 products. Only products in dark limb conditions and without errors (error flag in the MPH set to "0") are used.

3.1 Plot quality information per product (time dependant)

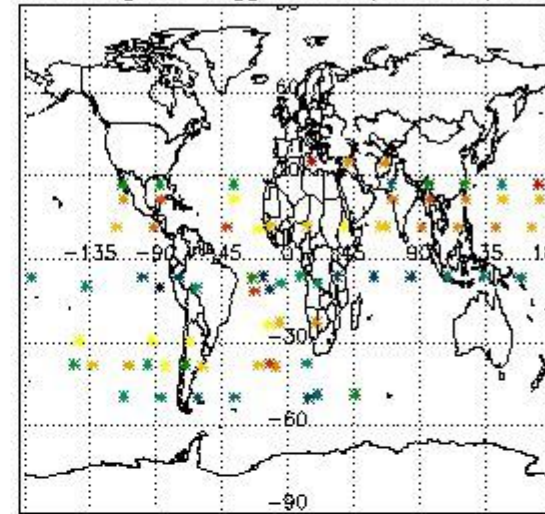


3.2 Plot quality information per product (world map)


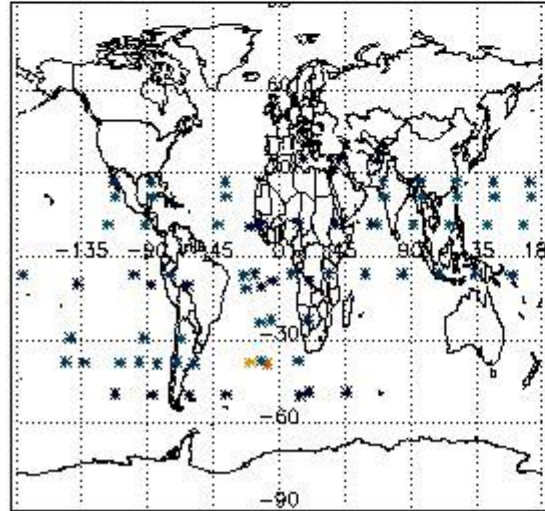
Percentage of flagged data per O3 profile



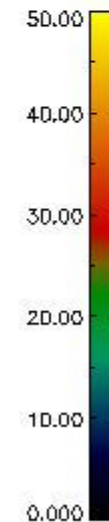
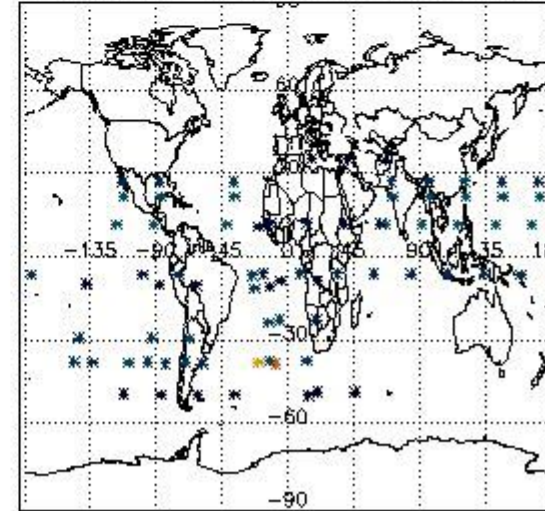
Percentage of flagged data per H2O profile



Percentage of flagged data per NO2 profile



Percentage of flagged data per NO3 profile

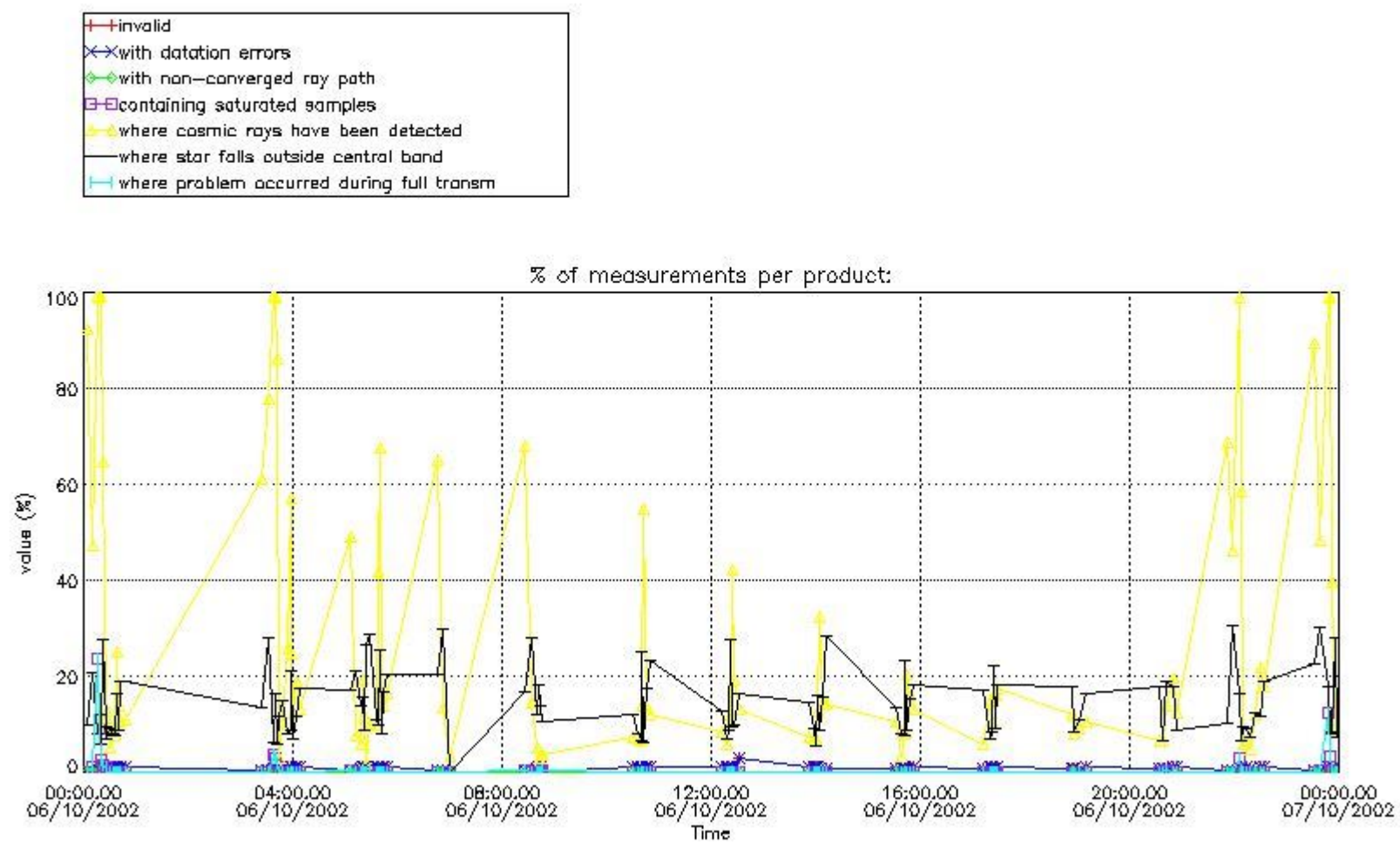


4. Level 1 quality information per product

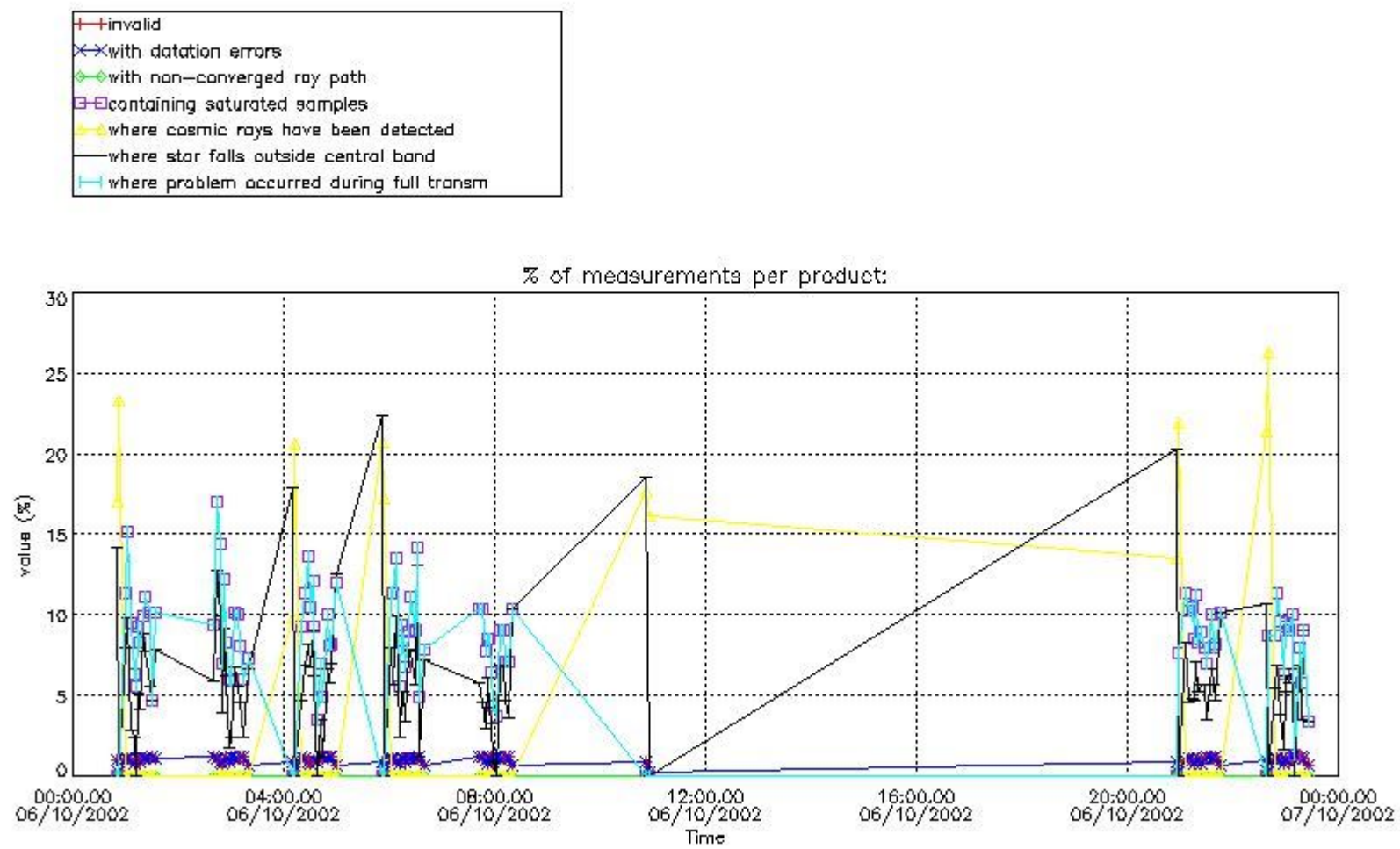
In this section it is plotted some information contained in the Quality Summary data set of the level 2 products that comes from the level 1b processing. Products without errors (error flag in the MPH set to "0") are used.

4.1 Plot quality information per product (time dependant) coming from level 1b processing

4.1.1 Plot level 1 quality information per product (time dependant): ENVISAT ASCENDING passes



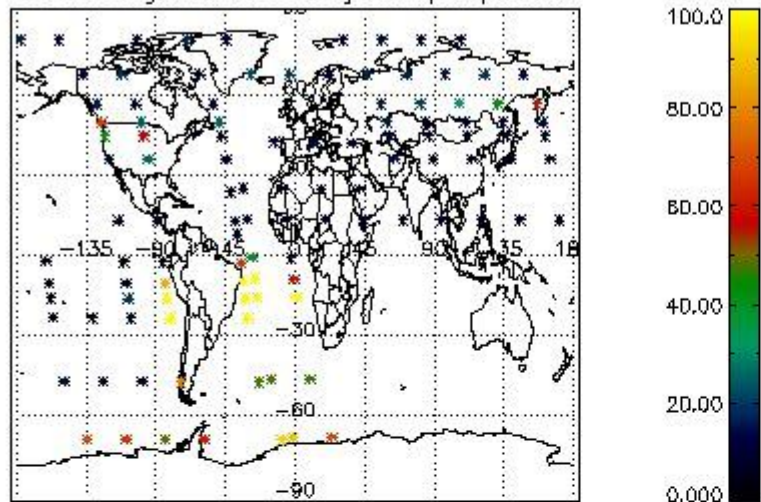
4.1.2 Plot level 1 quality information per product (time dependant): ENVI SAT DESCENDING passes



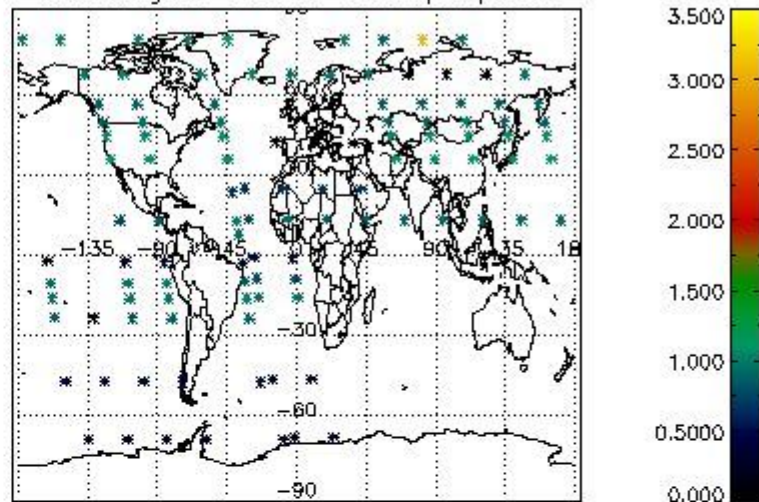
4.2 Plot quality information per product coming from level 1b processing (world map)

4.2.1 Plot level 1 quality information per product (world map): ENVISAT ASCENDING passes

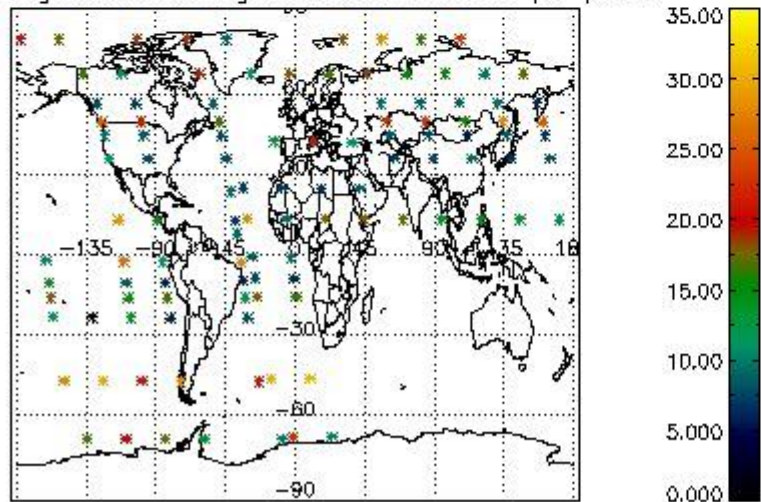
Percentage of cosmic ray hits per profile



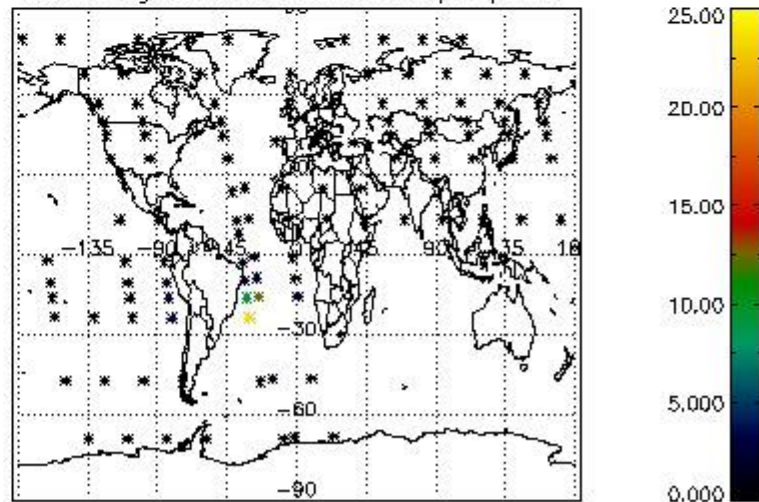
Percentage of datation errors per profile



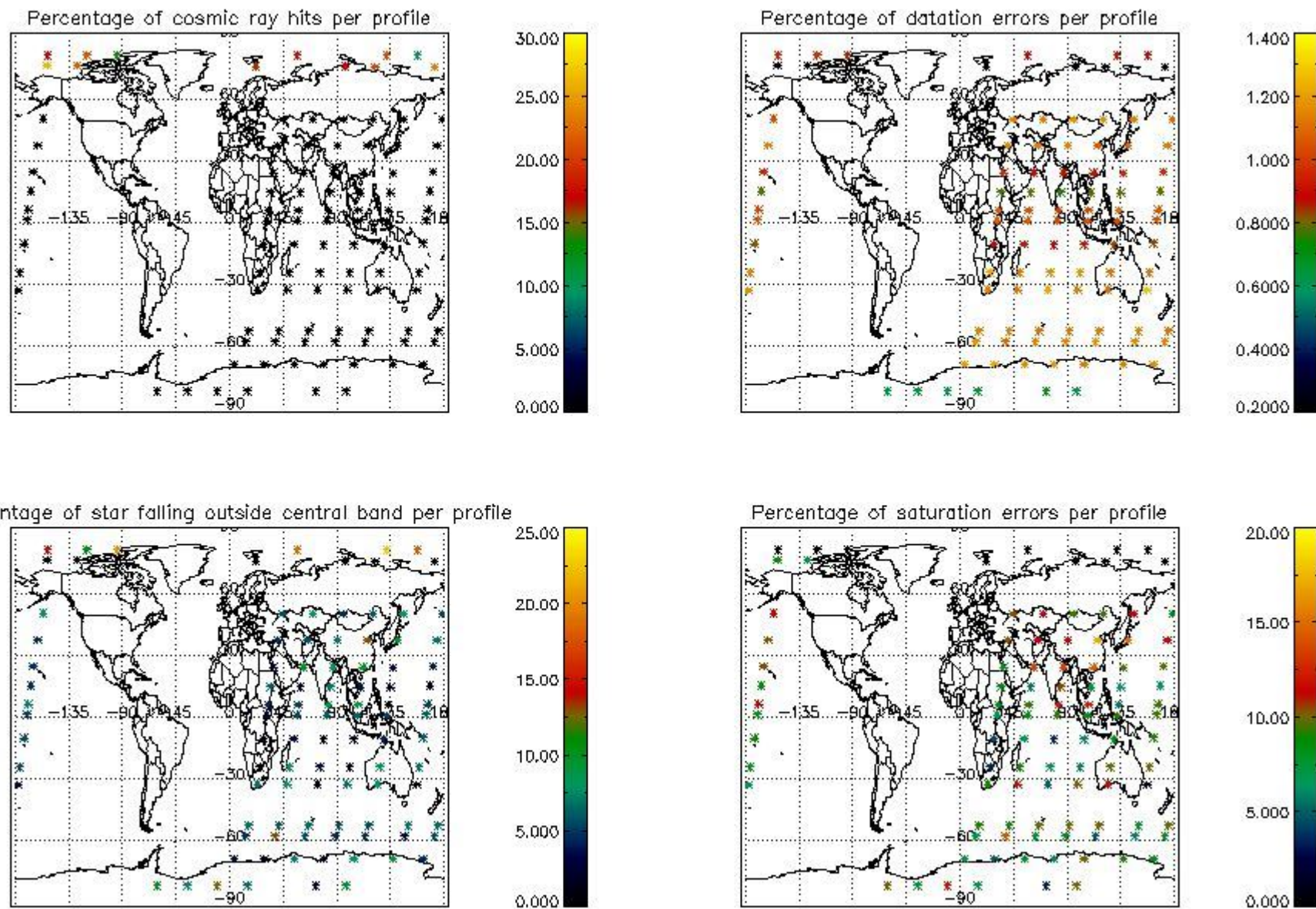
Percentage of star falling outside central band per profile



Percentage of saturation errors per profile



4.2.2 Plot level 1 quality information per product (world map): ENVISAT DESCENDING passes



5. Trace gas profiles

5.1 Ozone statistics based on quality of products

The final quality of the products can be "measured" using the STD (Standard Deviation) attached to every point profile. This information is written to the parameter GOM_NL__2P/NL_LOCAL_SPECIES_DENSITY/o3_std of the level 2 products. The table below shows the statistics for given STD ranges.

The statistics are given with respect to the overall valid production:

- Products without fatal errors: GOM_NL__2P/MPH/PRODUCT_ERR=0
- Valid point profile: GOM_NL__2P/NL_LOCAL_SPECIES_DENSITY/pcd(0)=0

The 'Criteria' is applied to valid points of dark limb products:

- Products in dark limb illumination condition: GOM_NL__2P/NL_SUMMARY_QUALITY/obs_ill_cond=0
- Products without fatal errors: GOM_NL__2P/MPH/PRODUCT_ERR=0
- Valid point profile: GOM_NL__2P/NL_LOCAL_SPECIES_DENSITY/pcd(0)=0

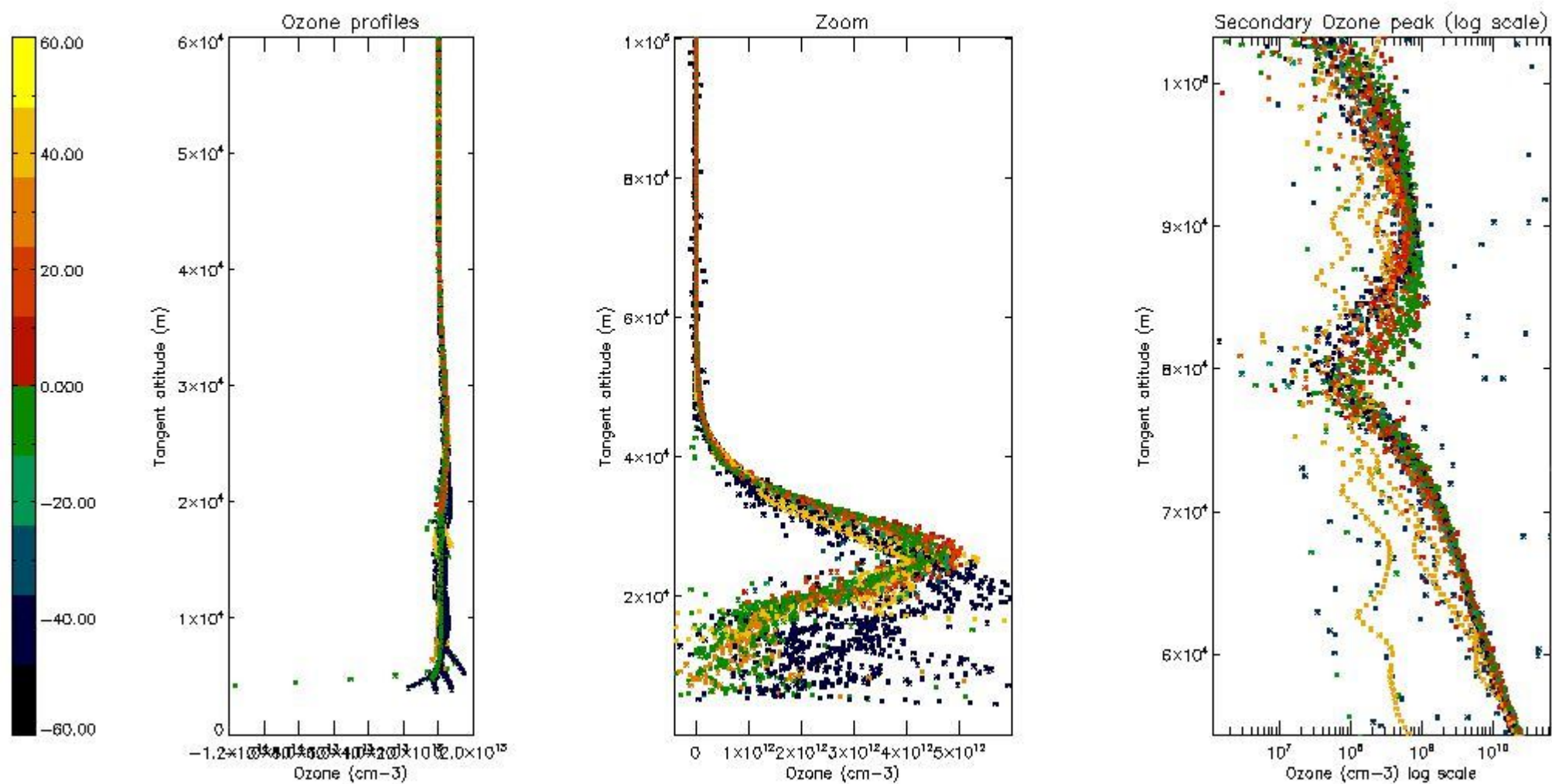
So, the table below shows the percentage of dark limb and valid observations for each criteria with respect to the overall valid daily observations.

Criteria	% of total production
All STD	37
STD < 20	21

STD < 10	18
STD < 5	14

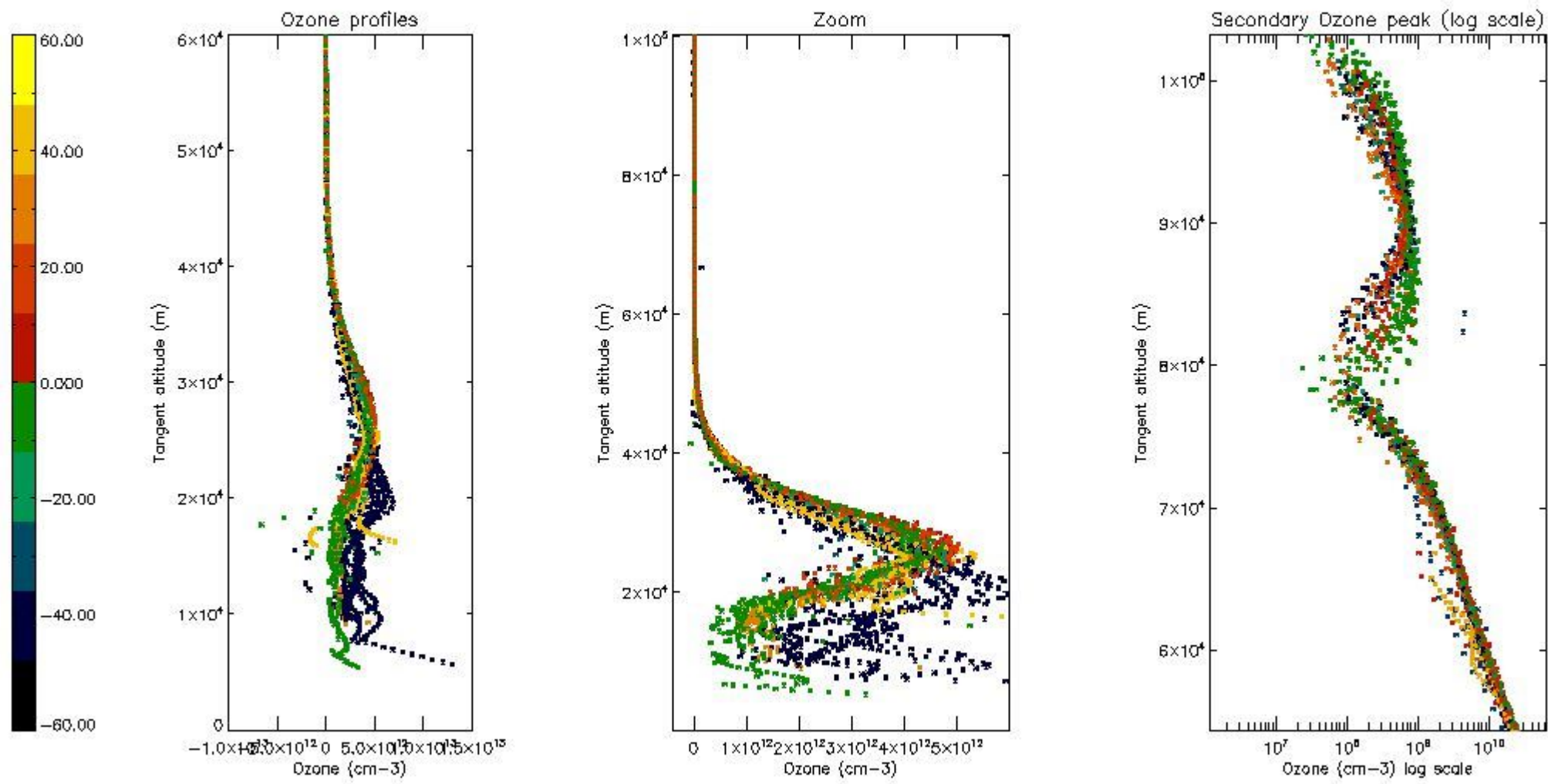
5.2 Plot ozone profiles for all STD (dark without errors)

The colorbar represents the latitude.



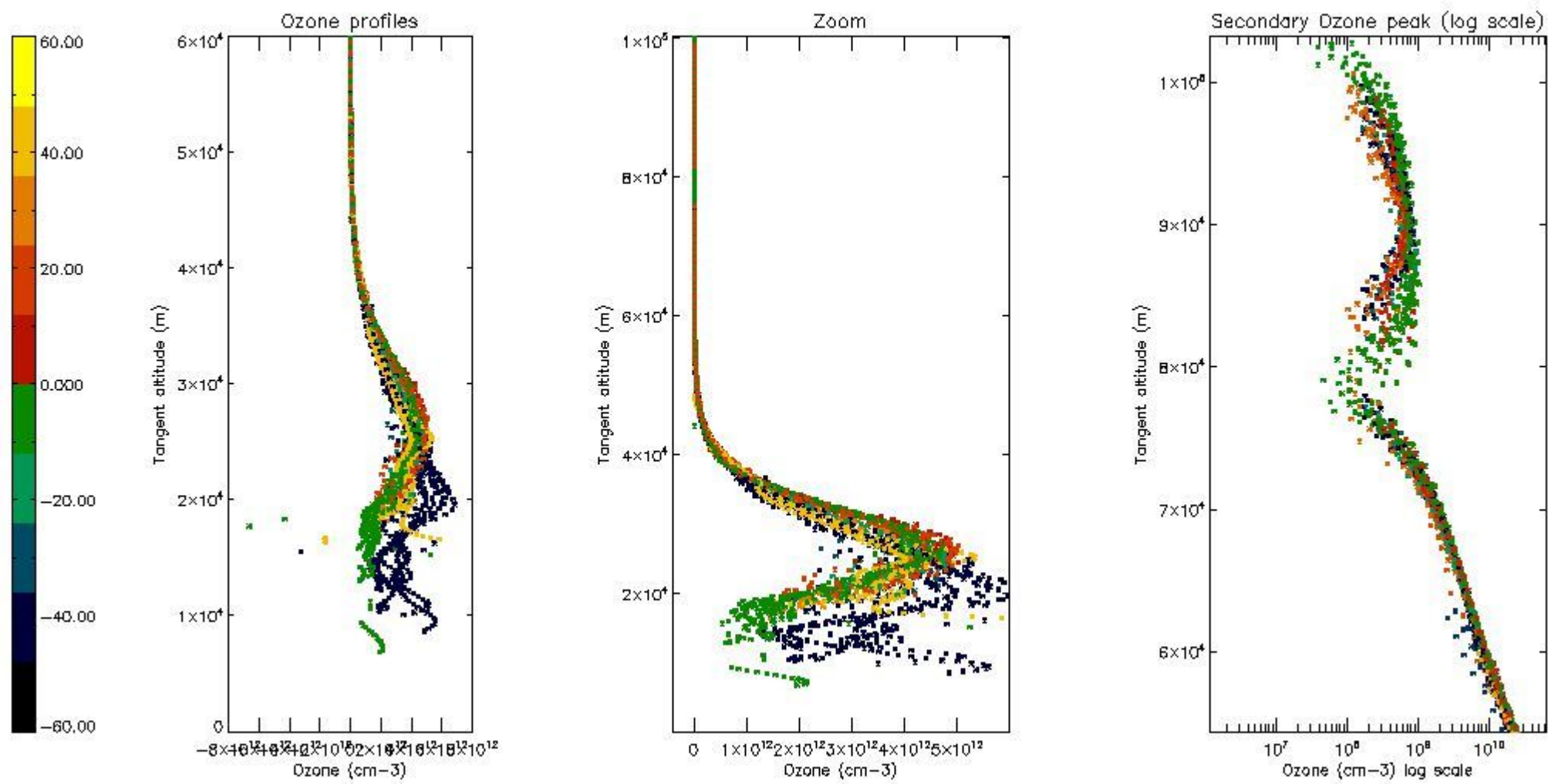
5.3 Plot ozone profiles where STD < 20% (dark without errors)

The colorbar represents the latitude.



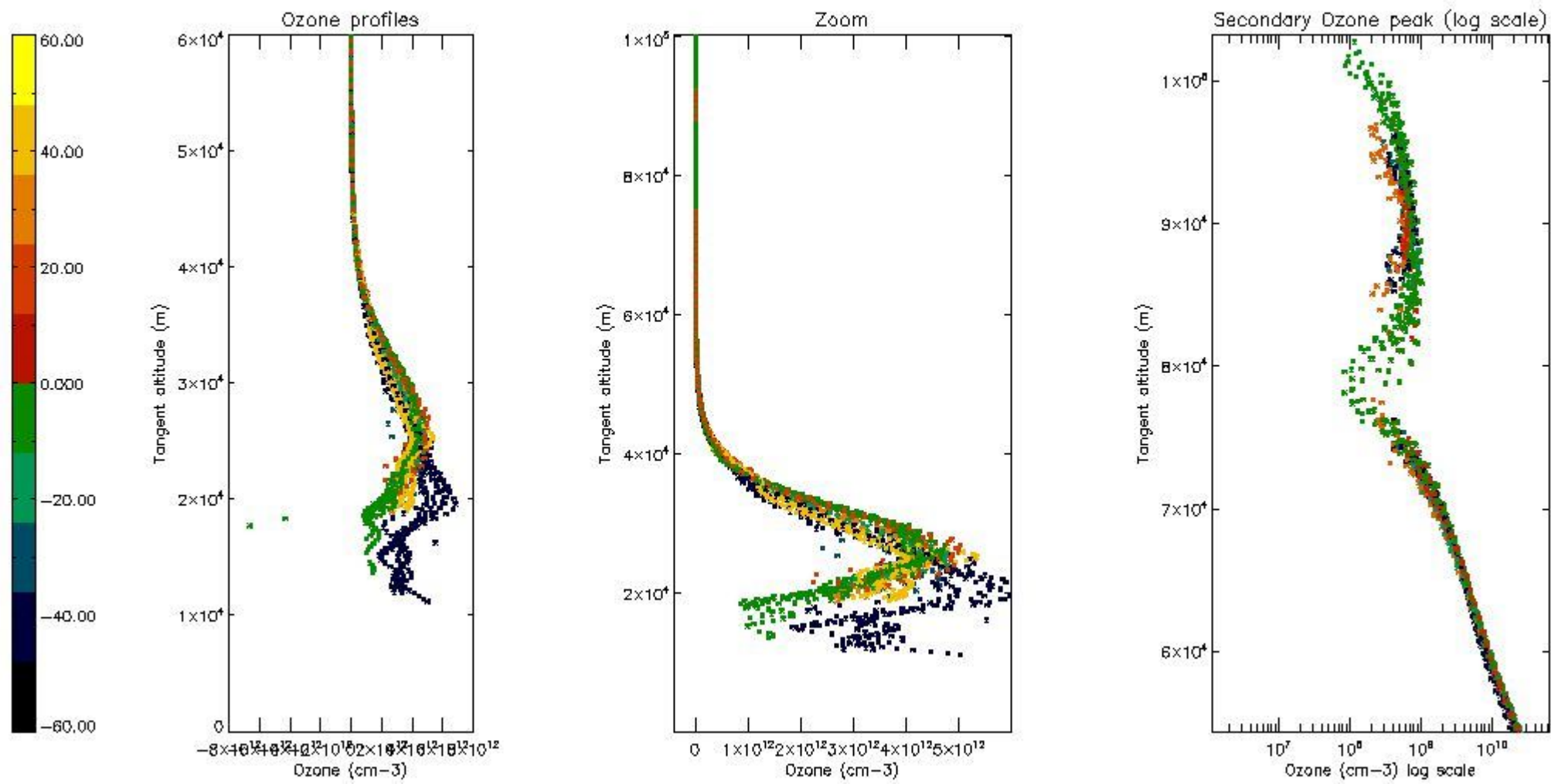
5.4 Plot ozone profiles where $STD < 10\%$ (dark without errors)

The colorbar represents the latitude.



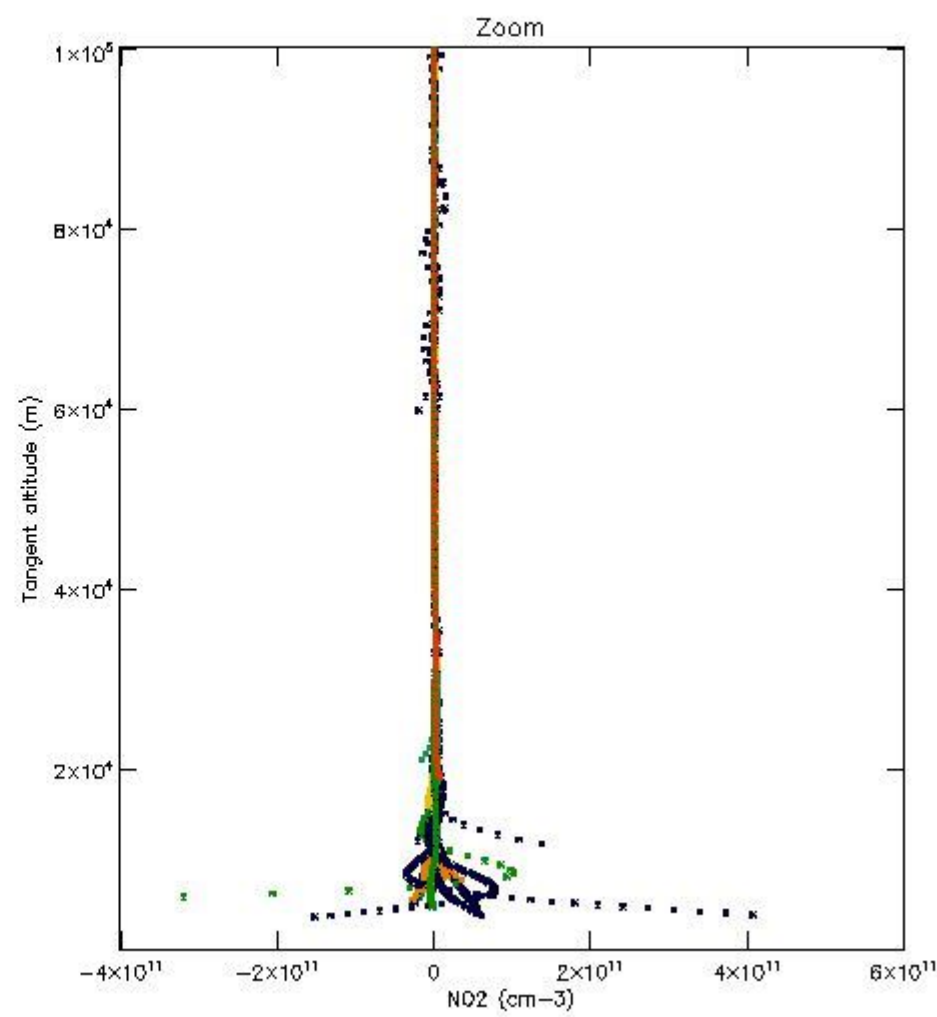
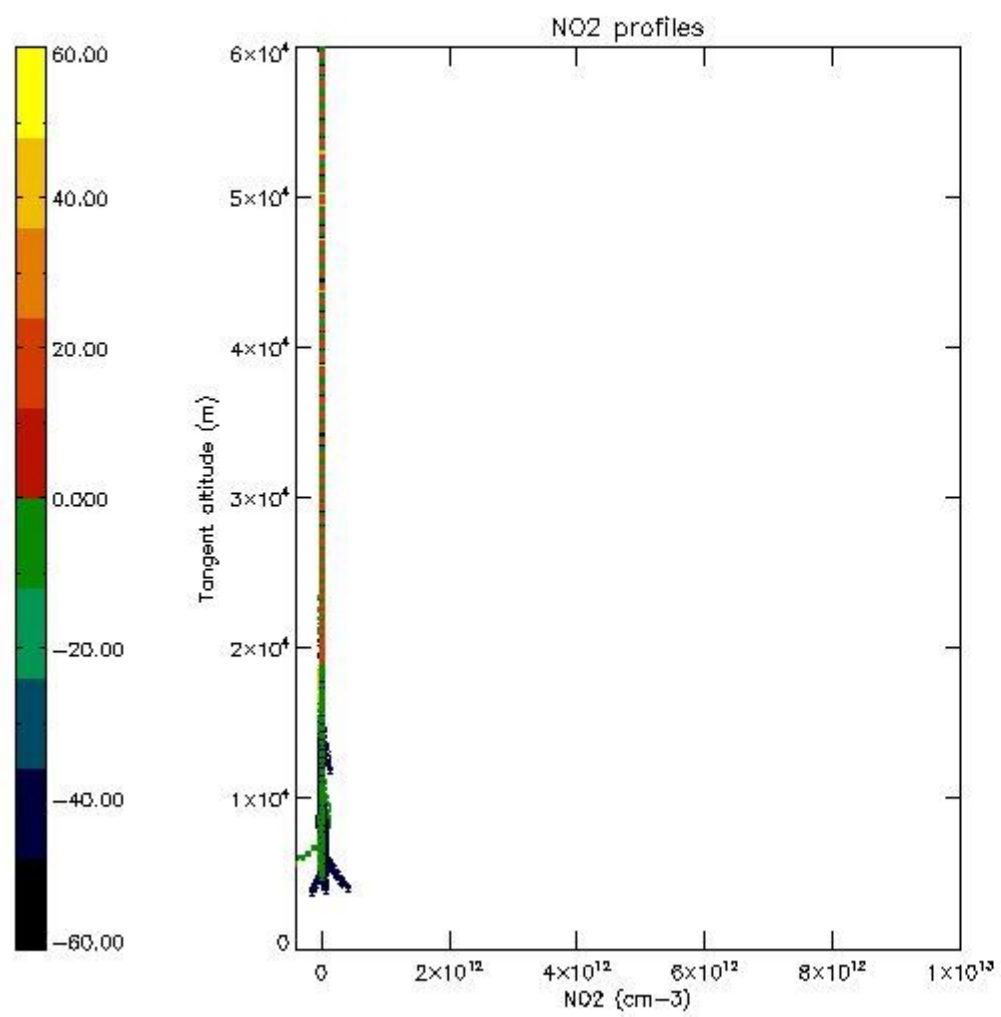
5.5 Plot ozone profiles where $STD < 5\%$ (dark without errors)

The colorbar represents the latitude.



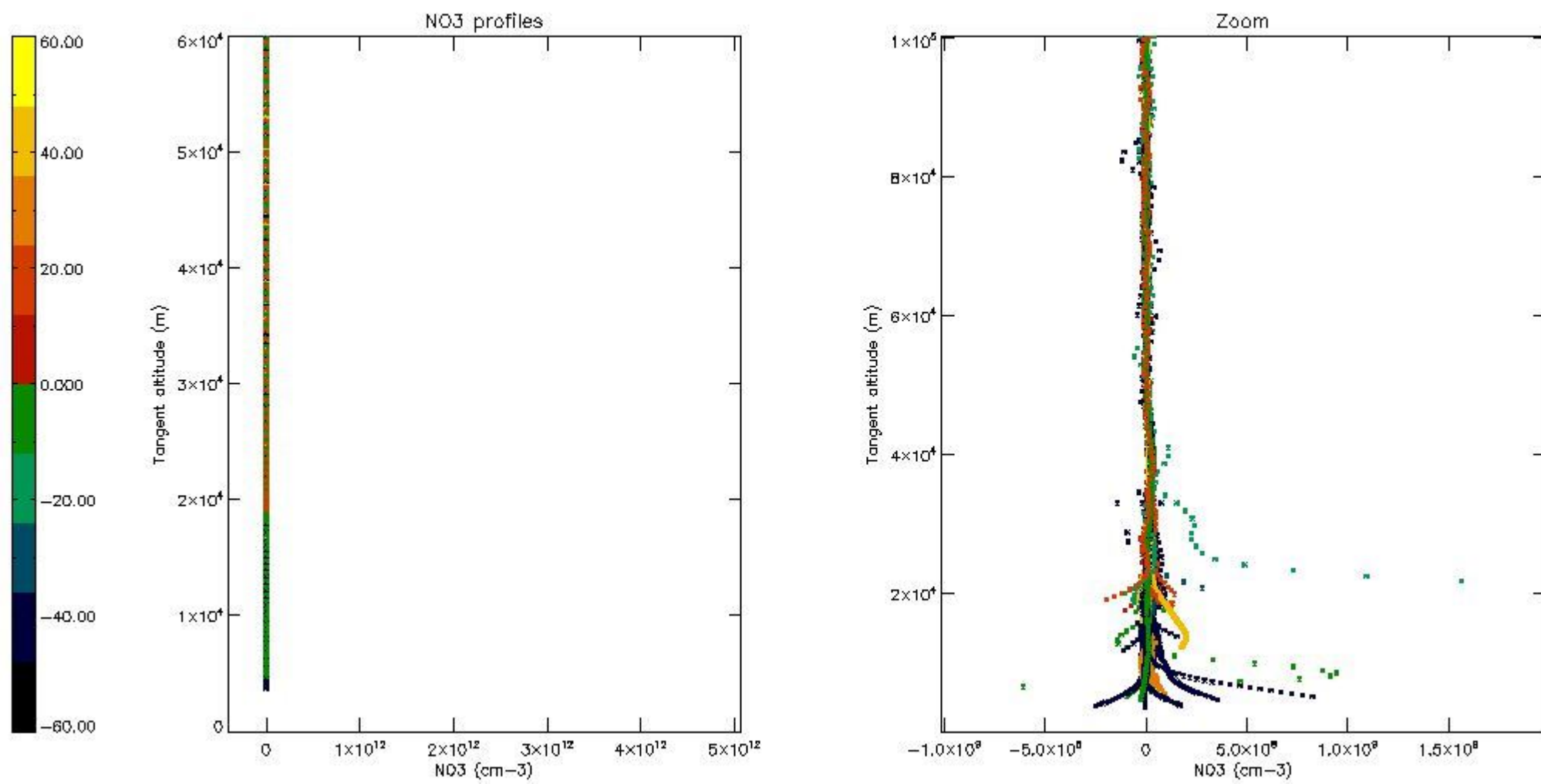
5.6 Plot NO₂ profiles for all STD (dark without errors)

The colorbar represents the latitude.



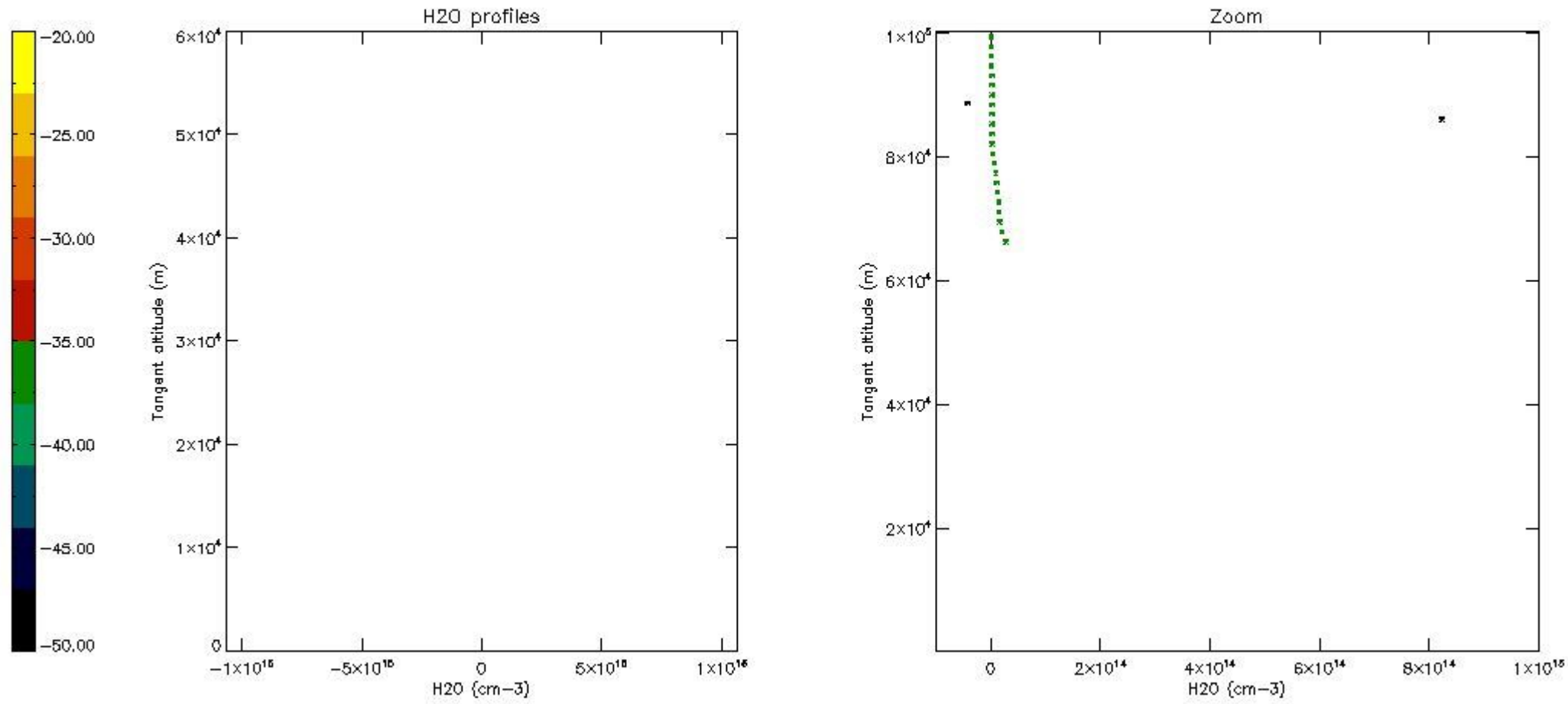
5.7 Plot NO3 profiles for all STD (dark without errors)

The colorbar represents the latitude.



5.8 Plot H₂O profiles for all STD (only for occultations of stars 1,2,3,4,13,14,16,26,63 dark without errors)

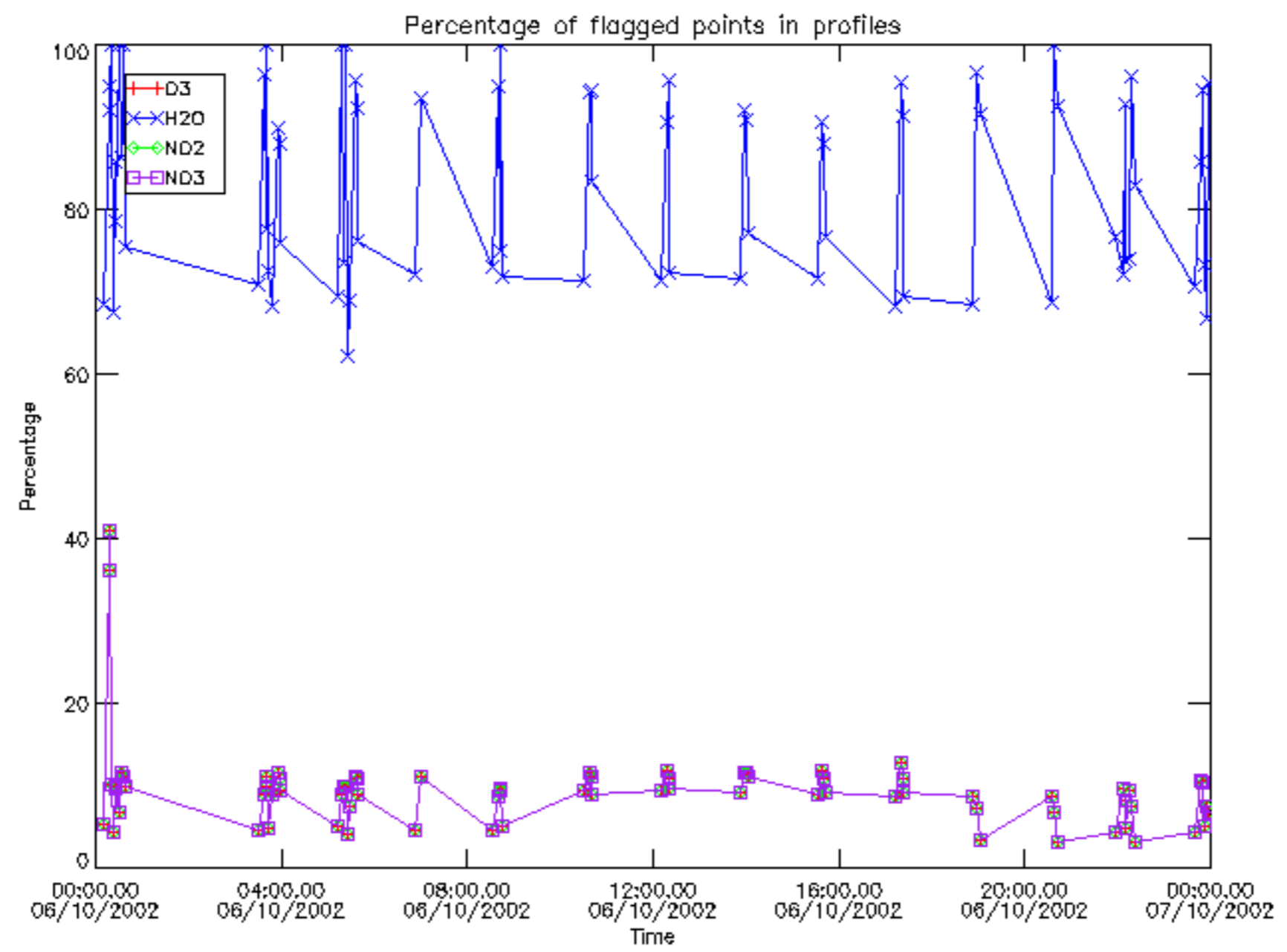
The colorbar represents the latitude.



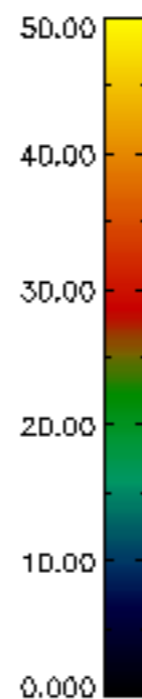
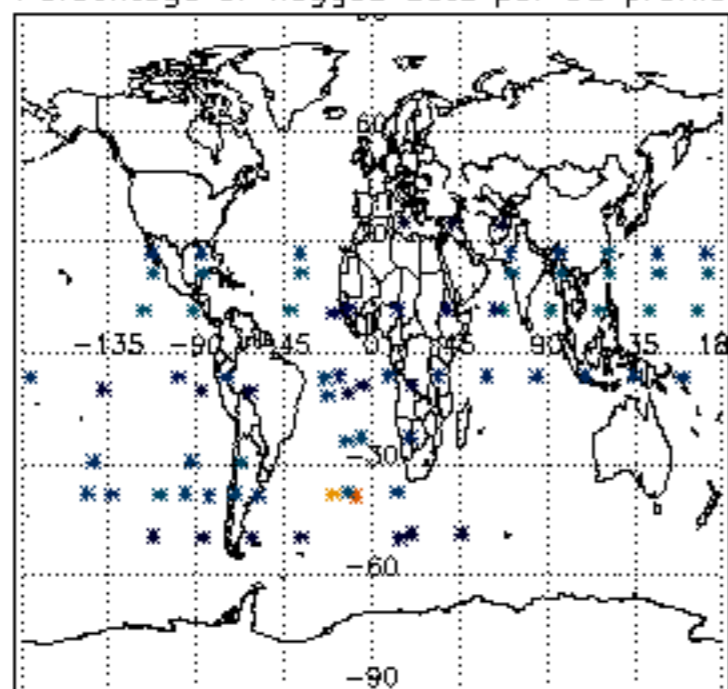
6. Auxiliary Data Files used for the production reported in section 2

The number reported in the third column indicates since which file (see list in section 2) the corresponding auxiliary file has been used. The fourth column is the date of those product files.

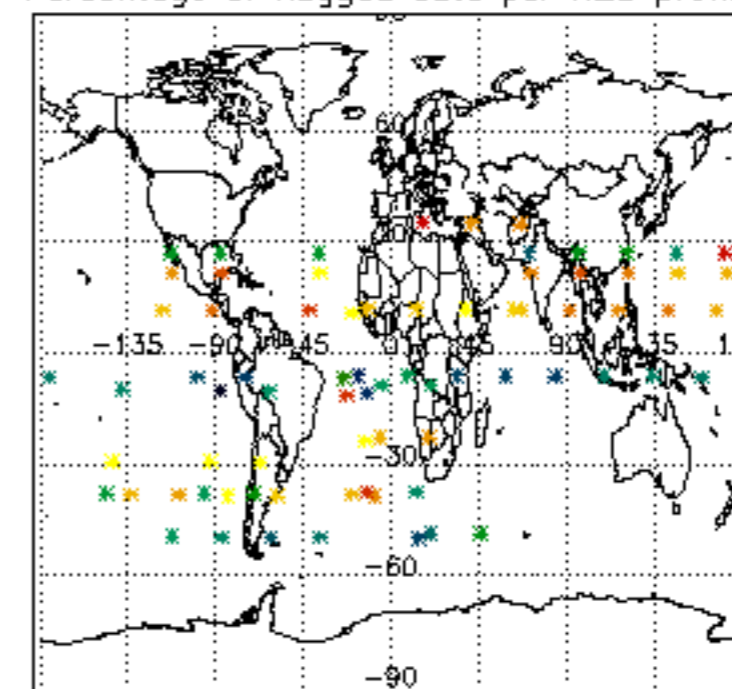
Type	Auxiliary Filename	Used since product	Used since product date
INST_PHYS_CHARACTERISTICS	GOM_INS_AXNIEC20050627_150440_20020301_000000_20100101_000000	1	06-OCT-2002 00:03:35
LEVEL-2_PROC_CONFIG	GOM_PR2_AXVIEC20091111_152718_20020301_000000_20500101_000000	1	06-OCT-2002 00:03:35
CROSS_SECTIONS_FILE	GOM_CRS_AXVIEC20091111_154832_20020301_000000_20500101_000000	1	06-OCT-2002 00:03:35



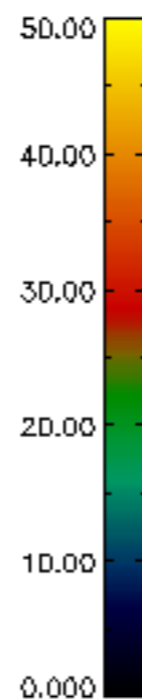
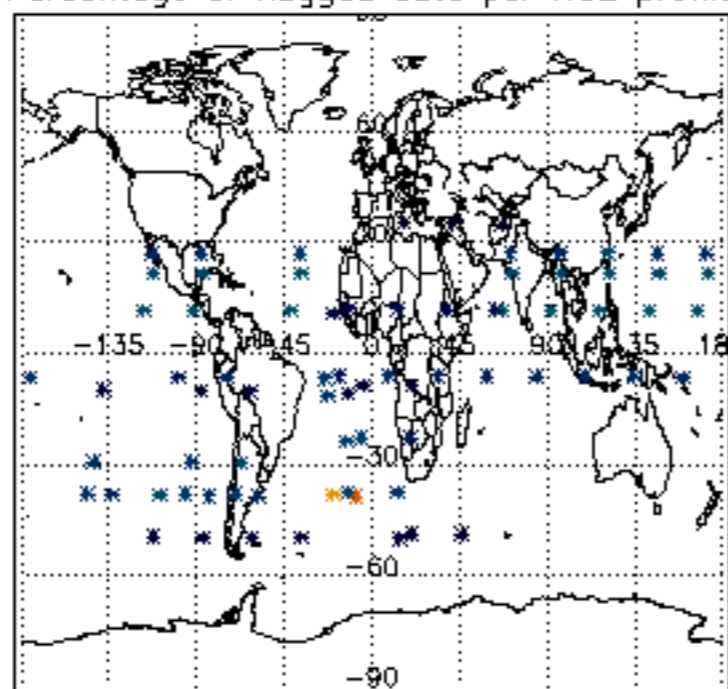
Percentage of flagged data per D3 profile



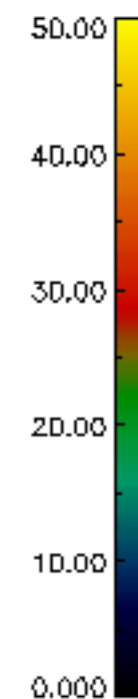
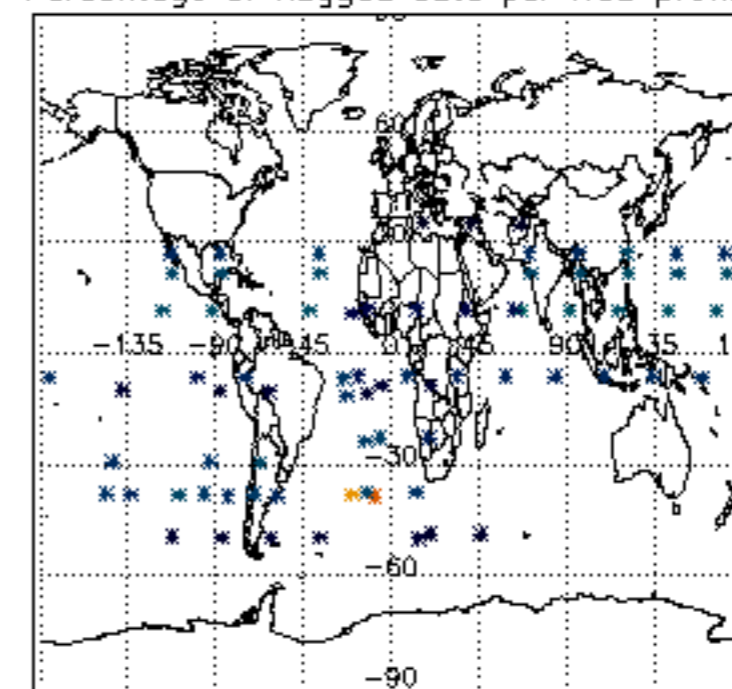
Percentage of flagged data per H2O profile

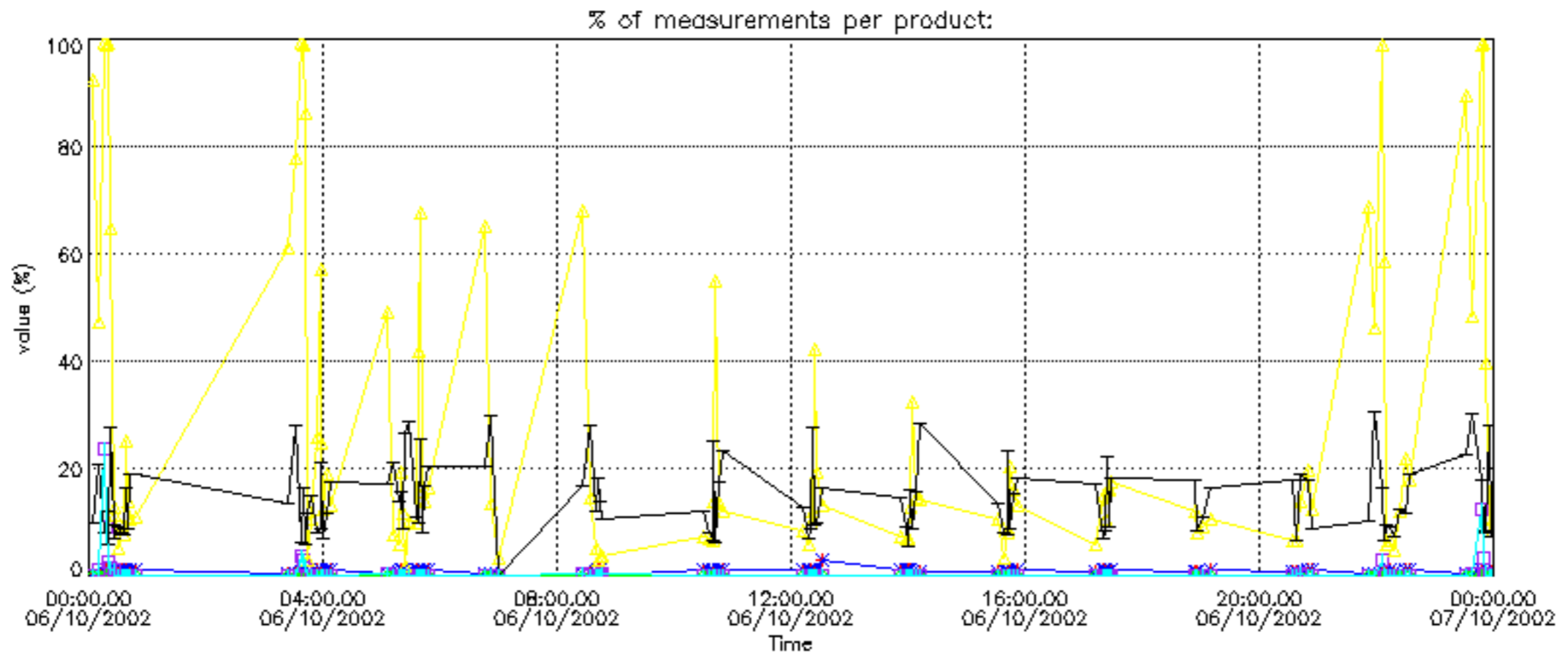


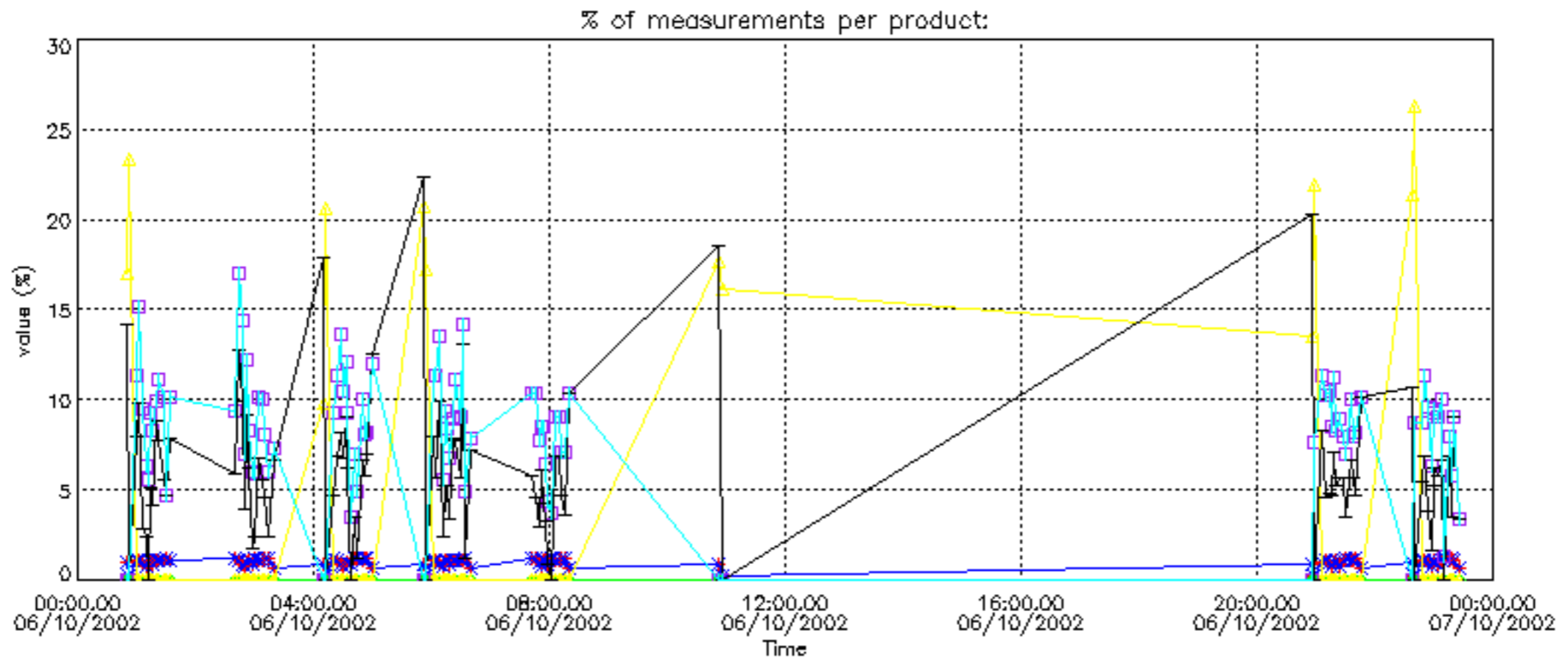
Percentage of flagged data per NO2 profile



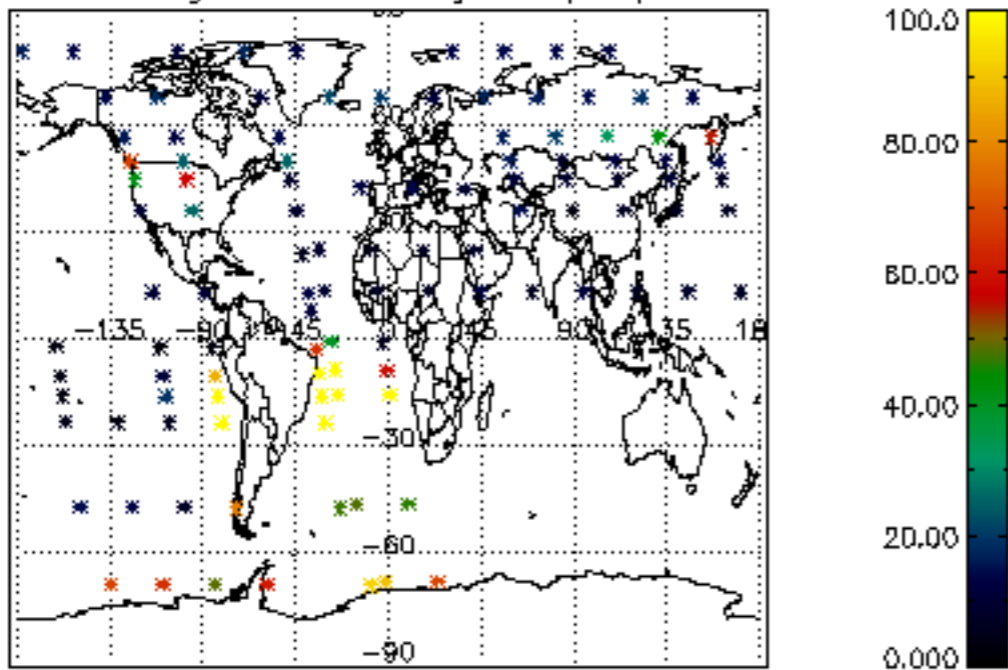
Percentage of flagged data per NO3 profile



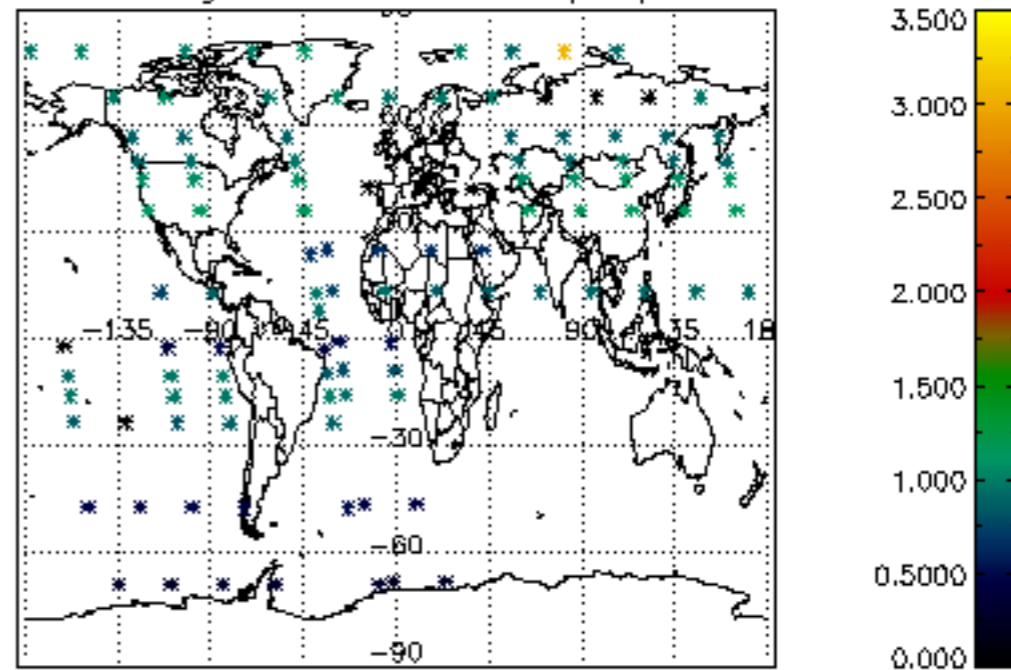




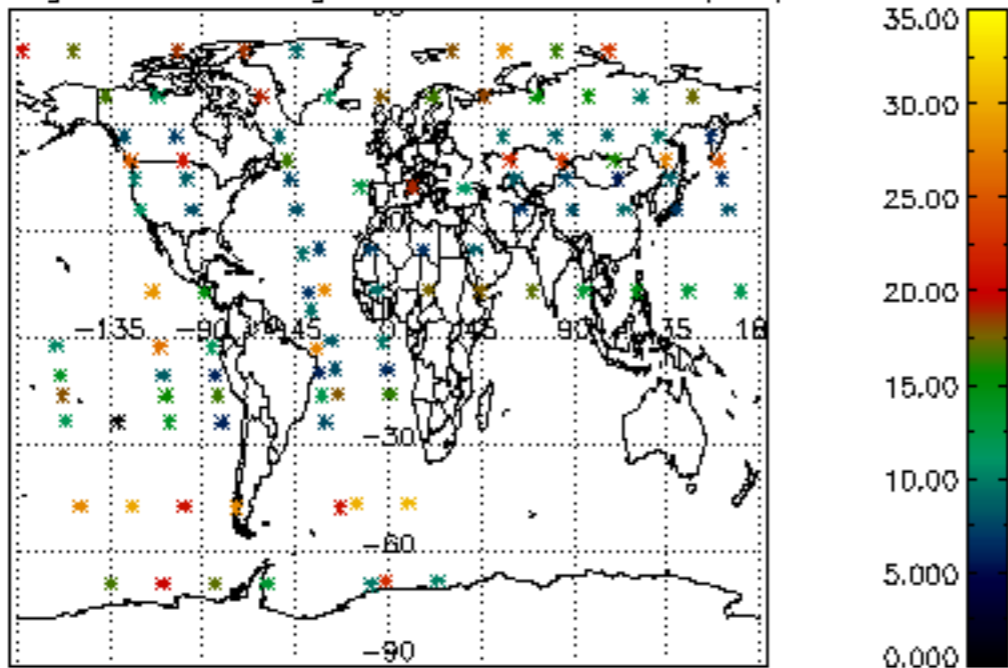
Percentage of cosmic ray hits per profile



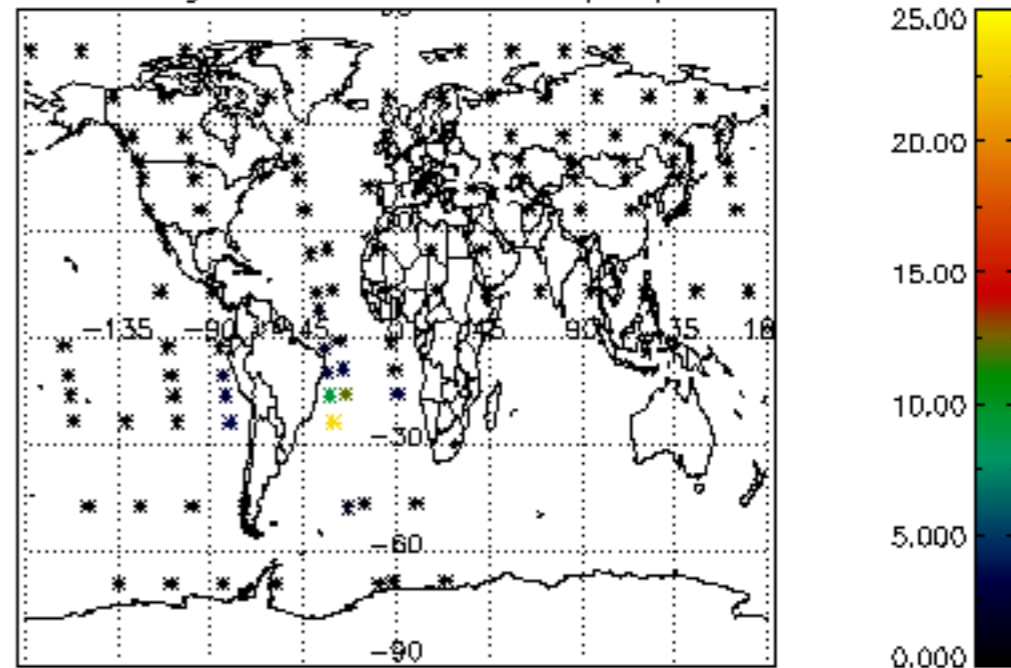
Percentage of datation errors per profile



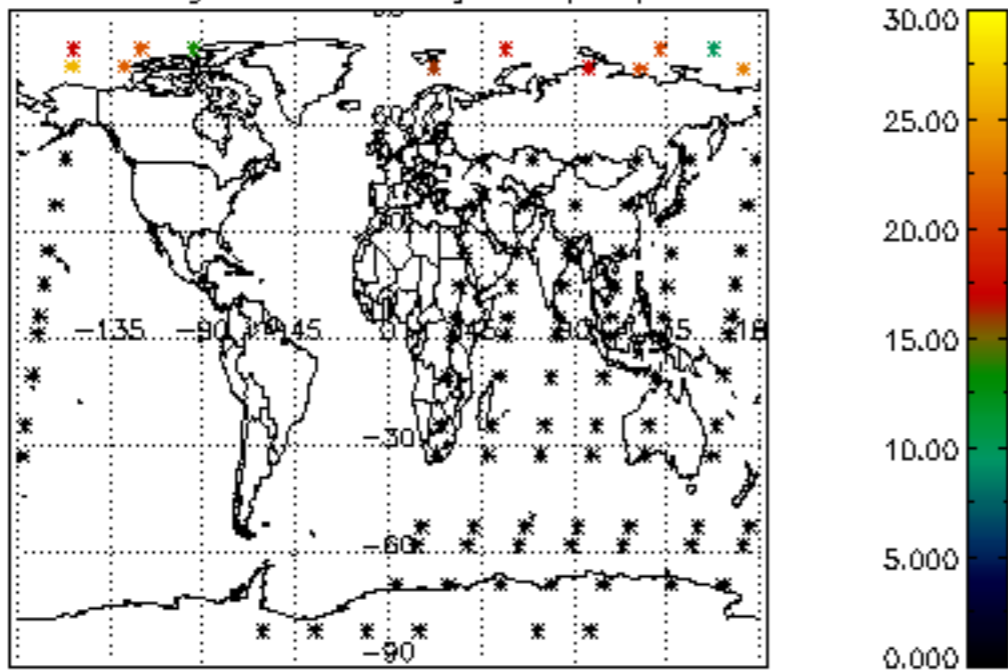
Percentage of star falling outside central band per profile



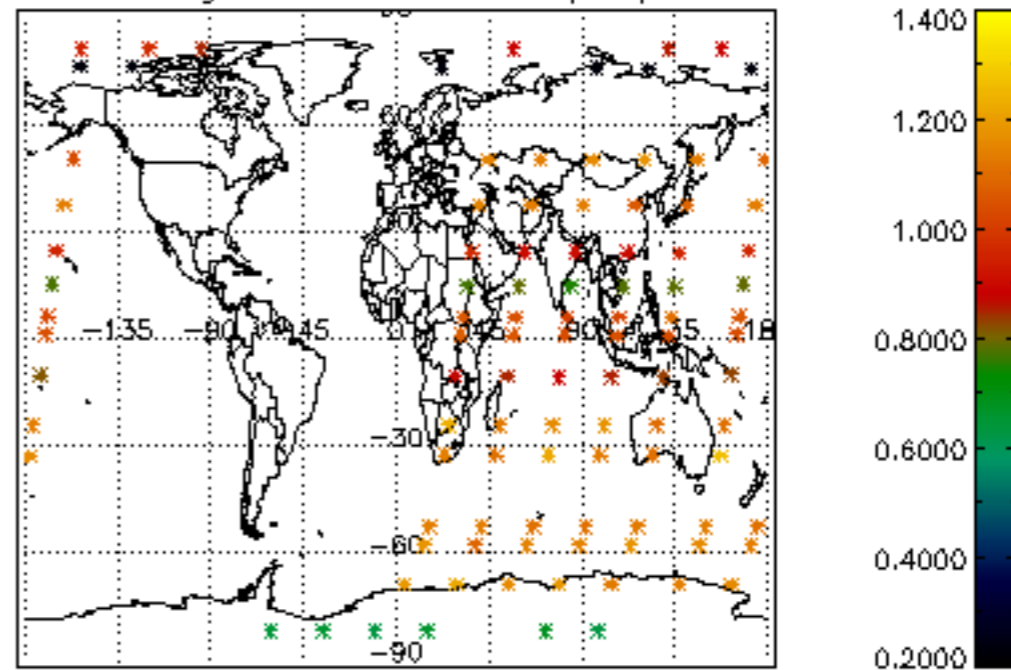
Percentage of saturation errors per profile



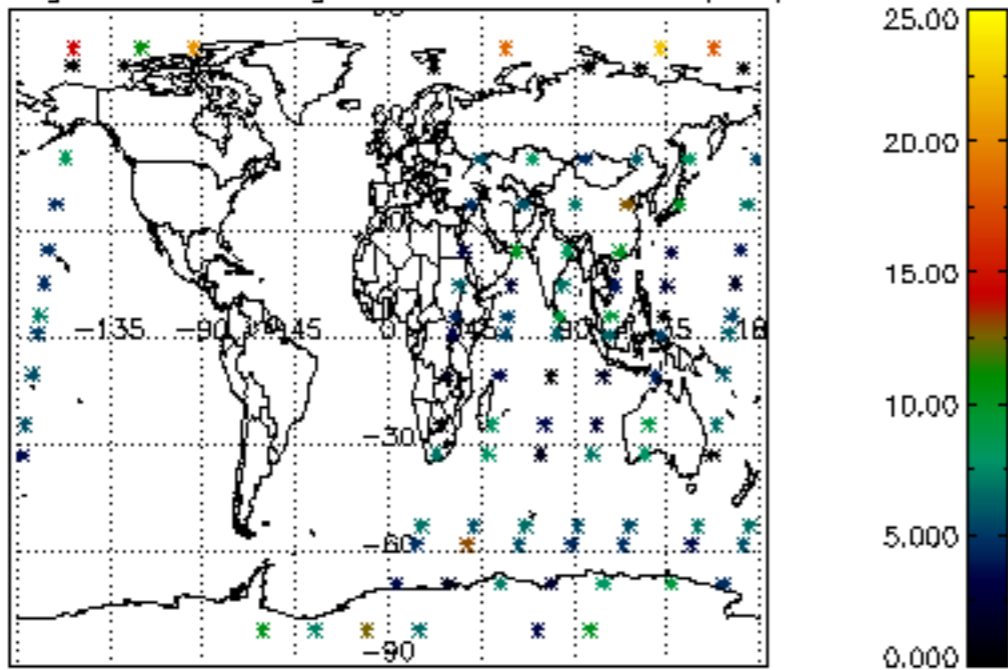
Percentage of cosmic ray hits per profile



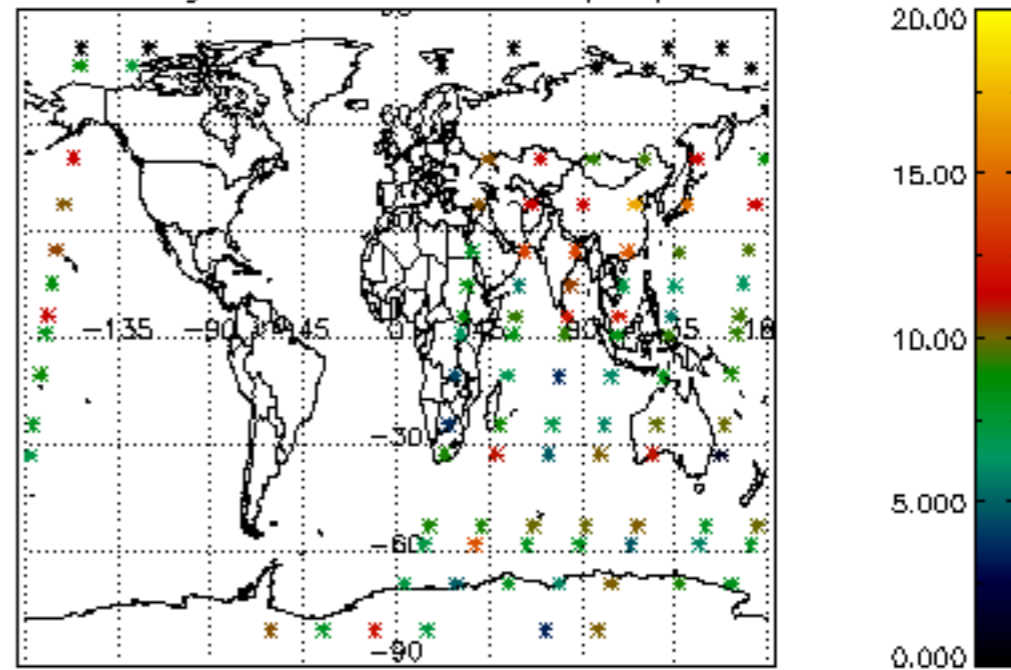
Percentage of datation errors per profile

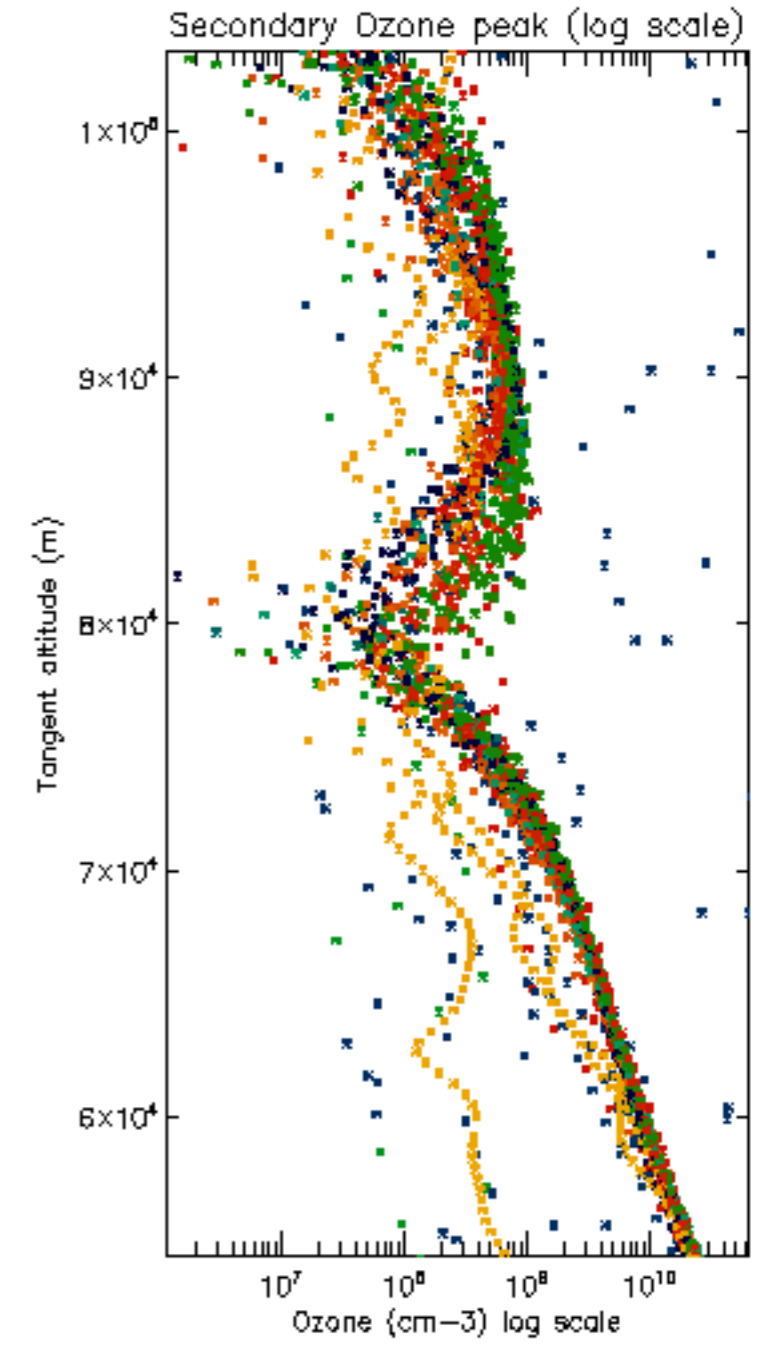
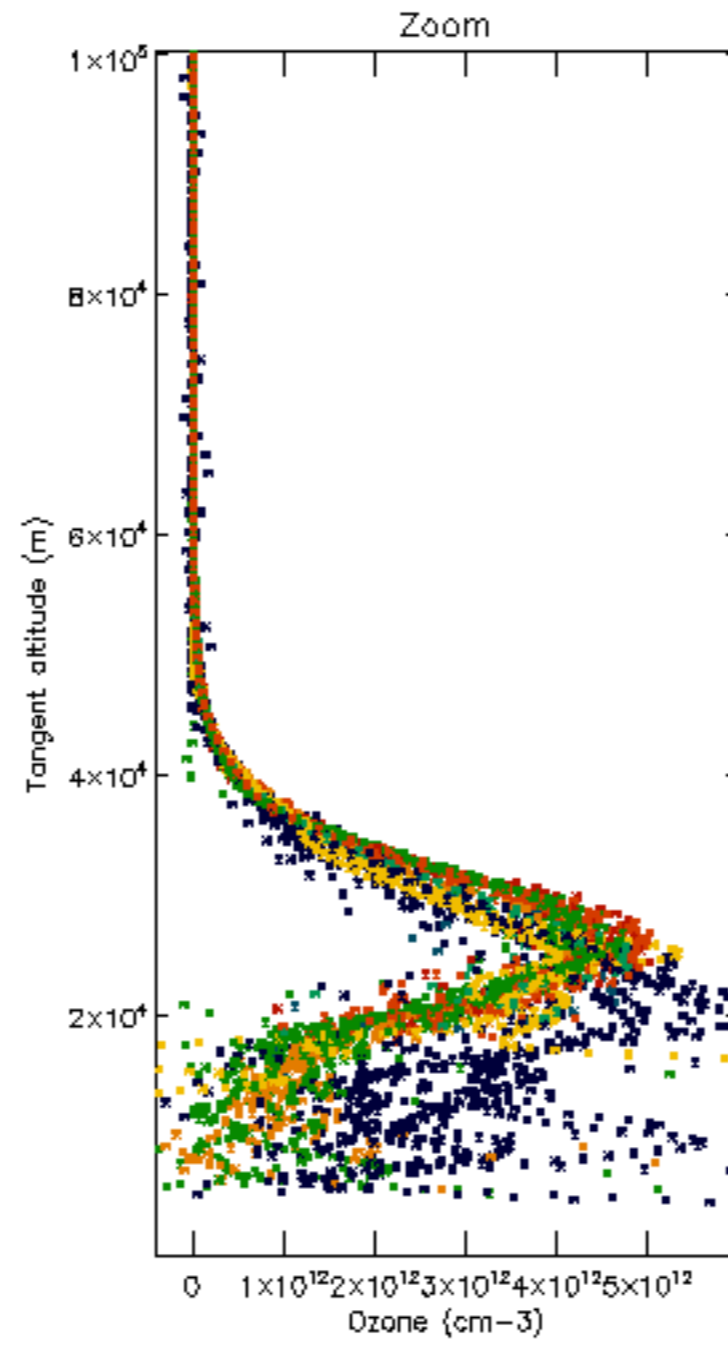
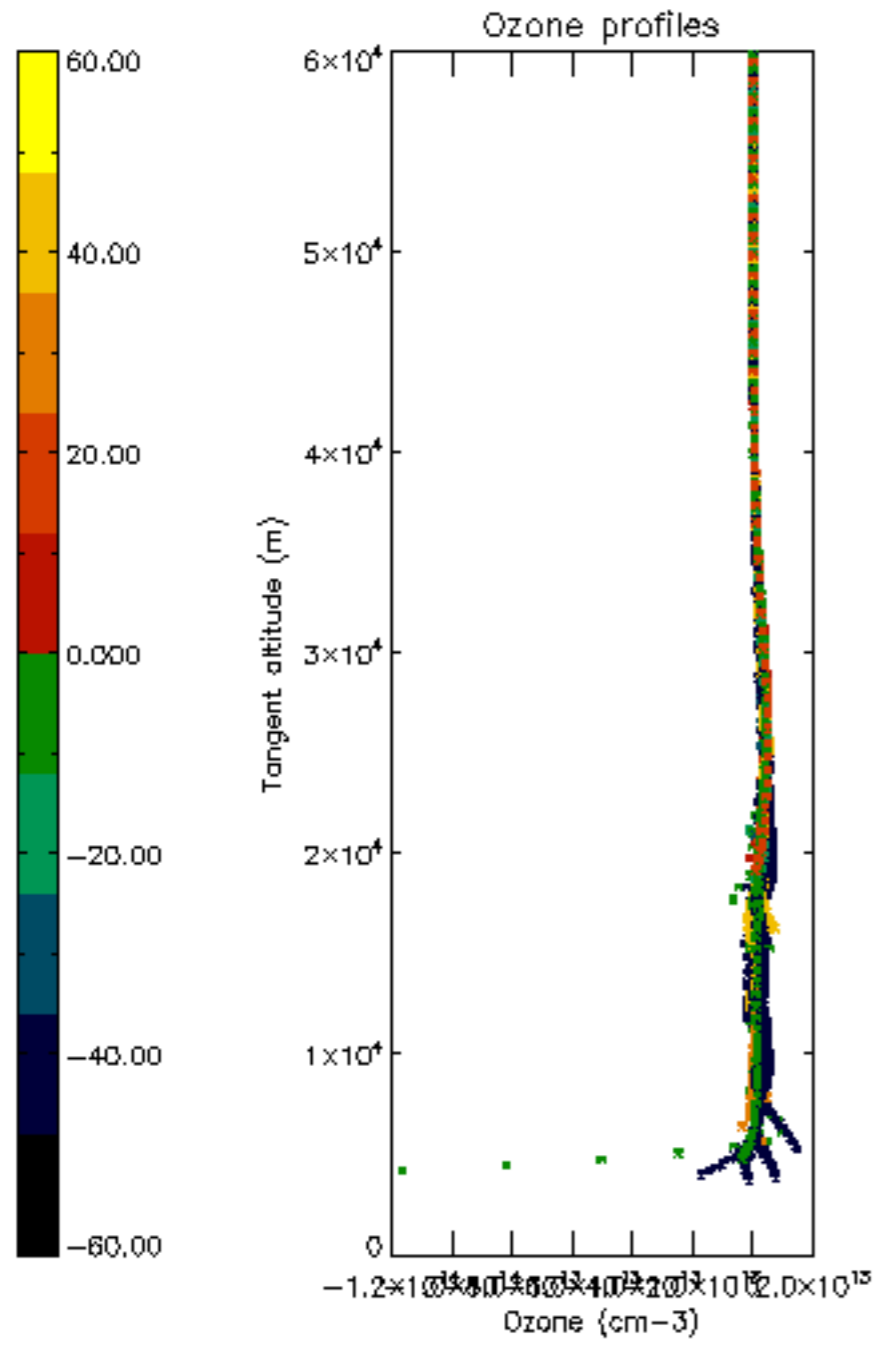


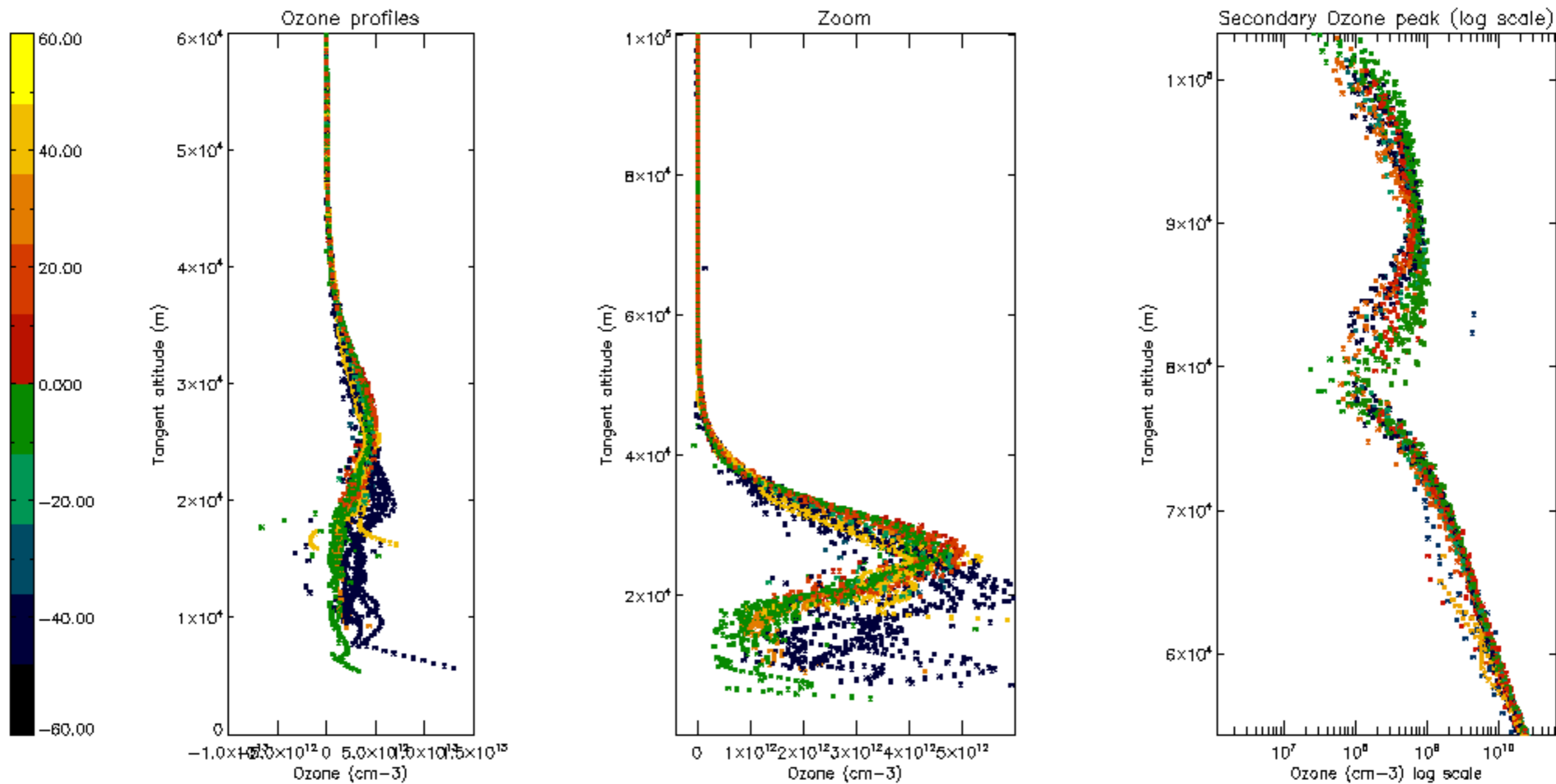
Percentage of star falling outside central band per profile

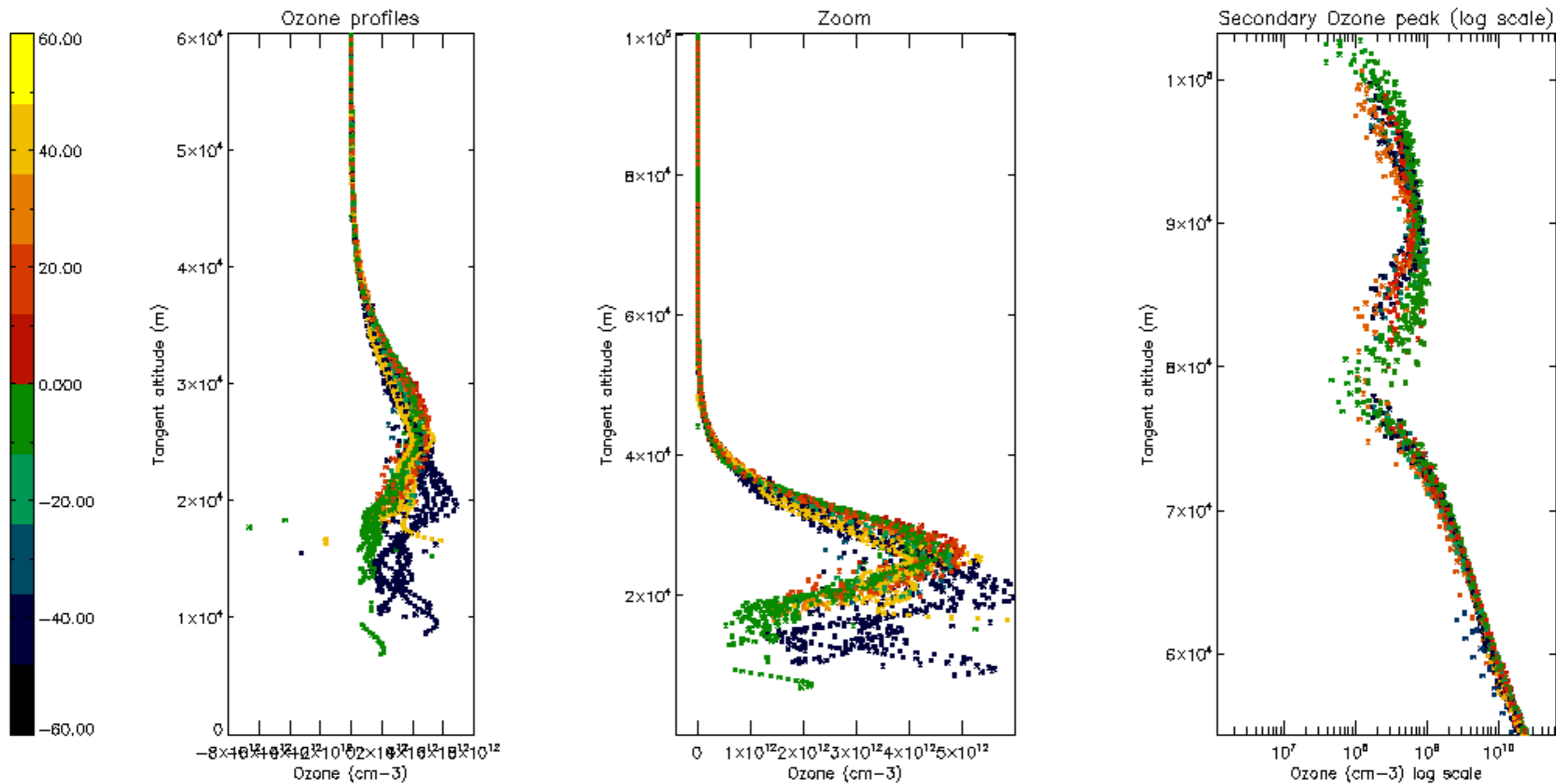


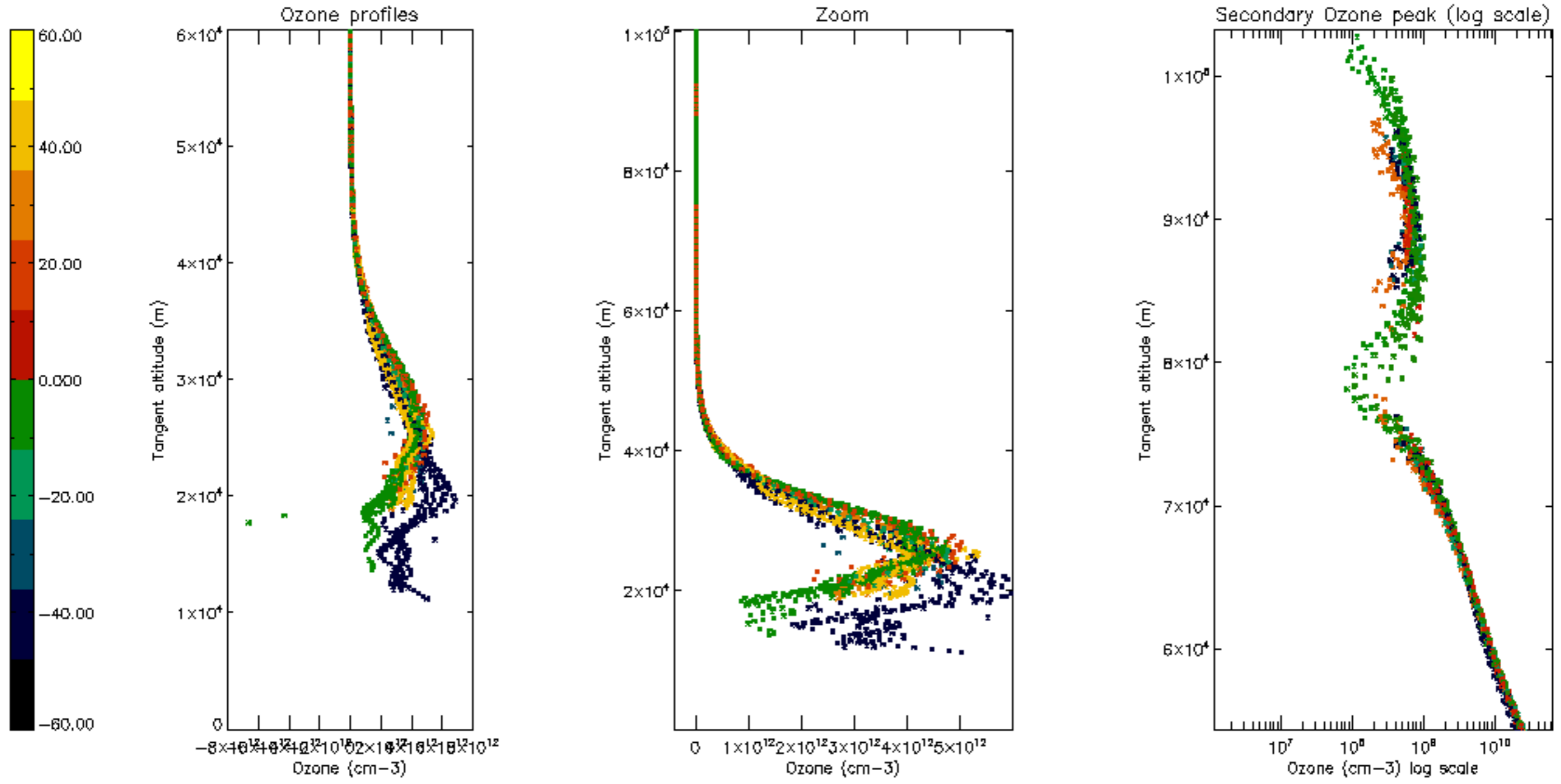
Percentage of saturation errors per profile

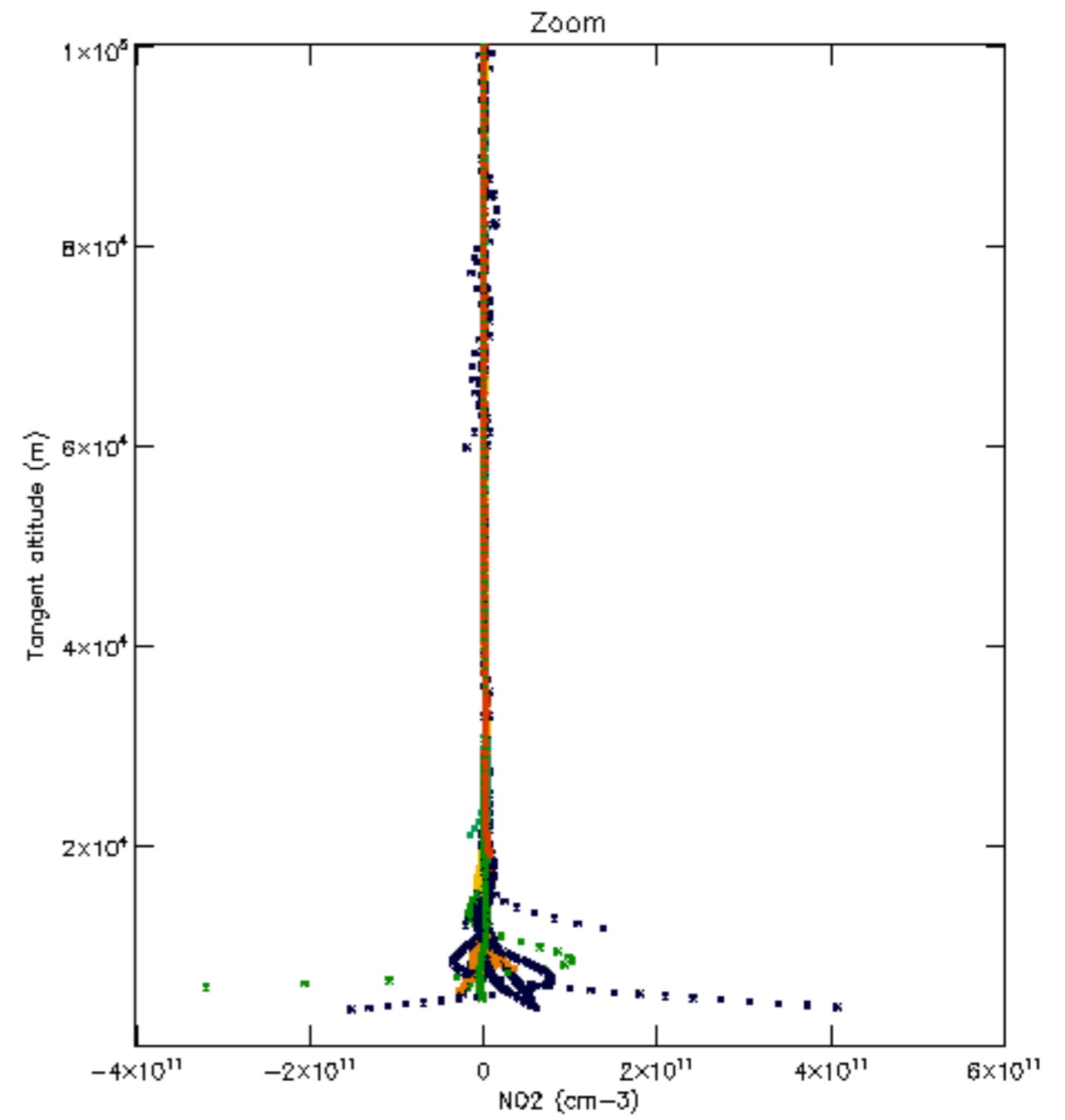
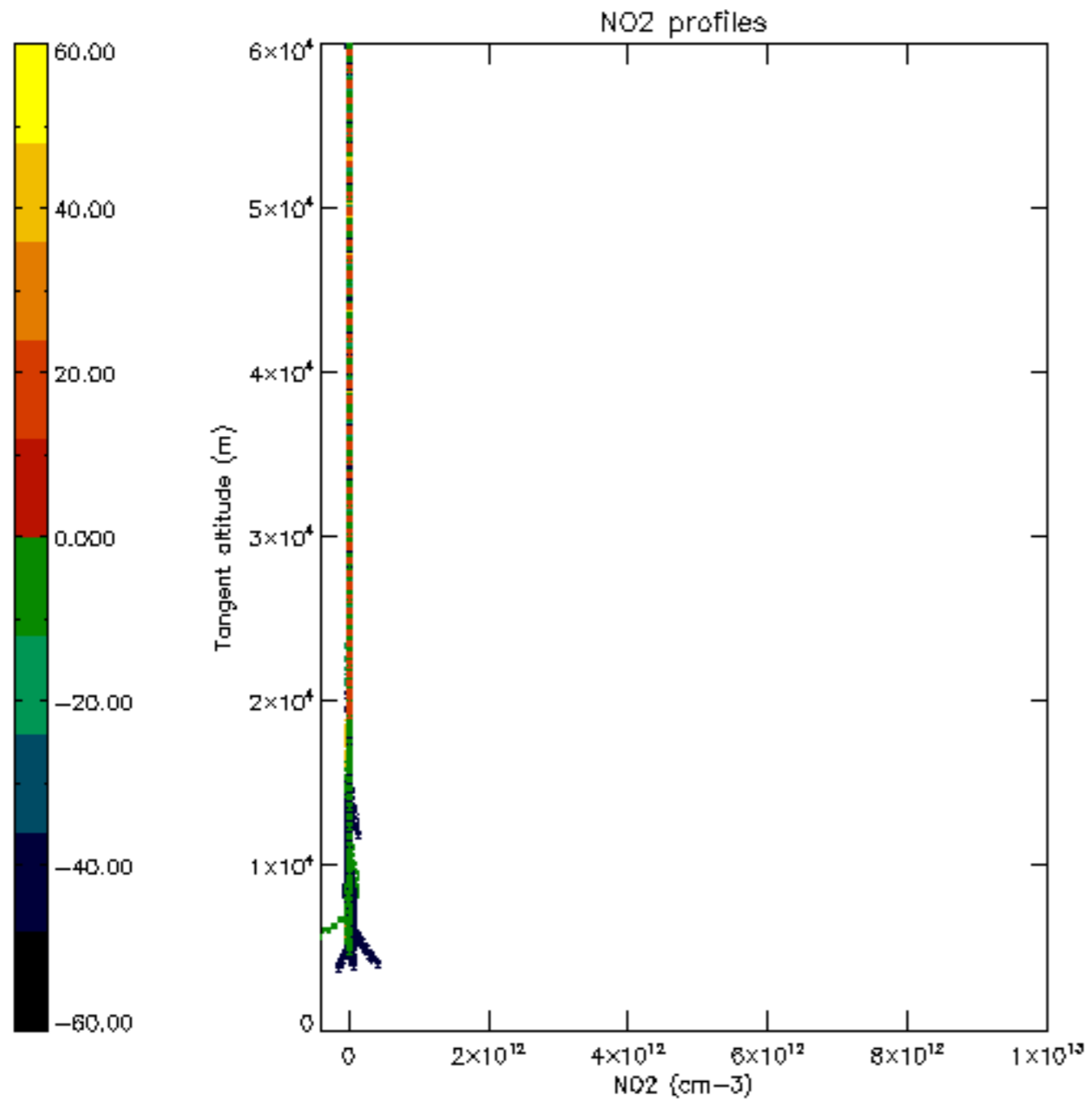


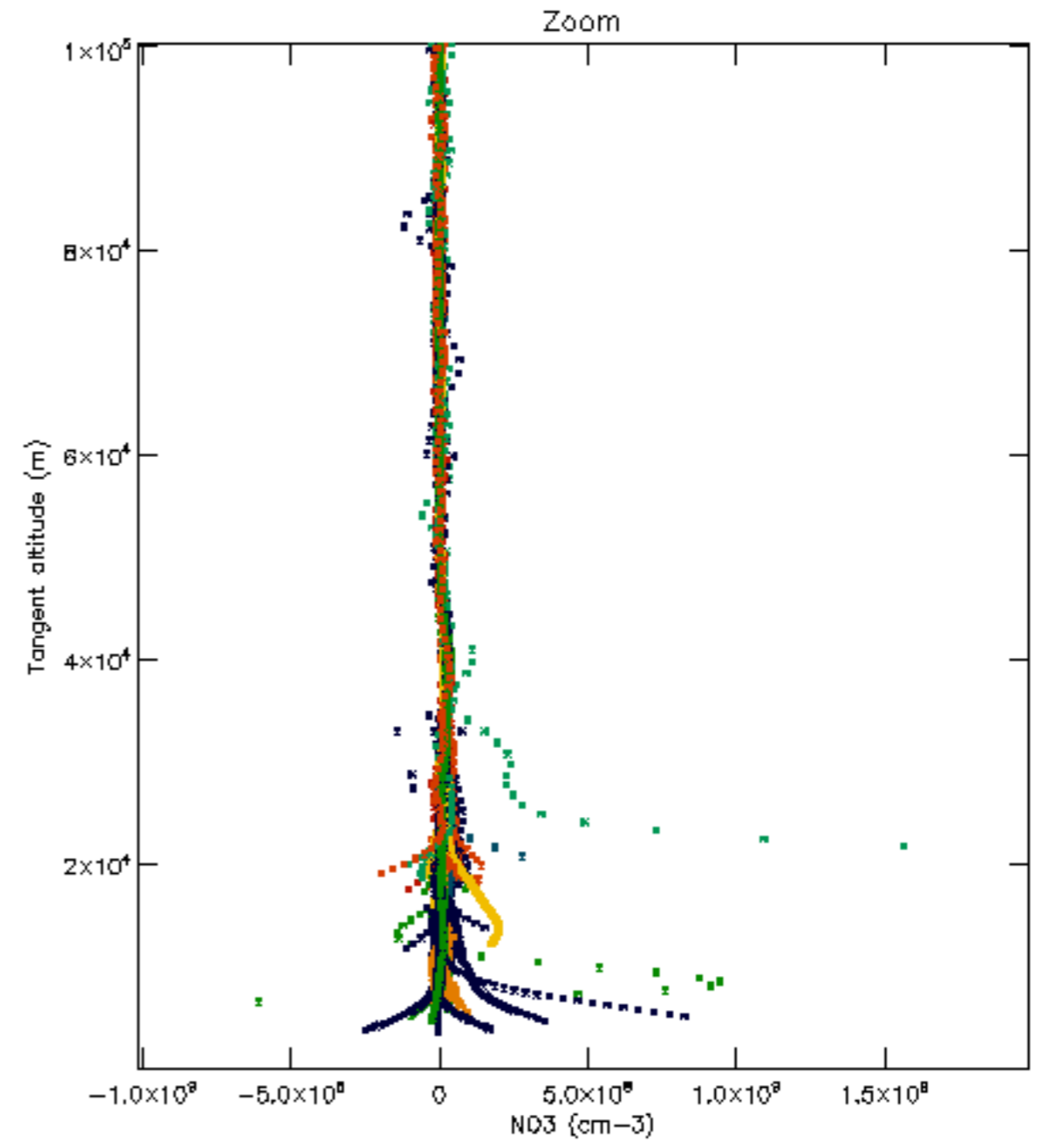
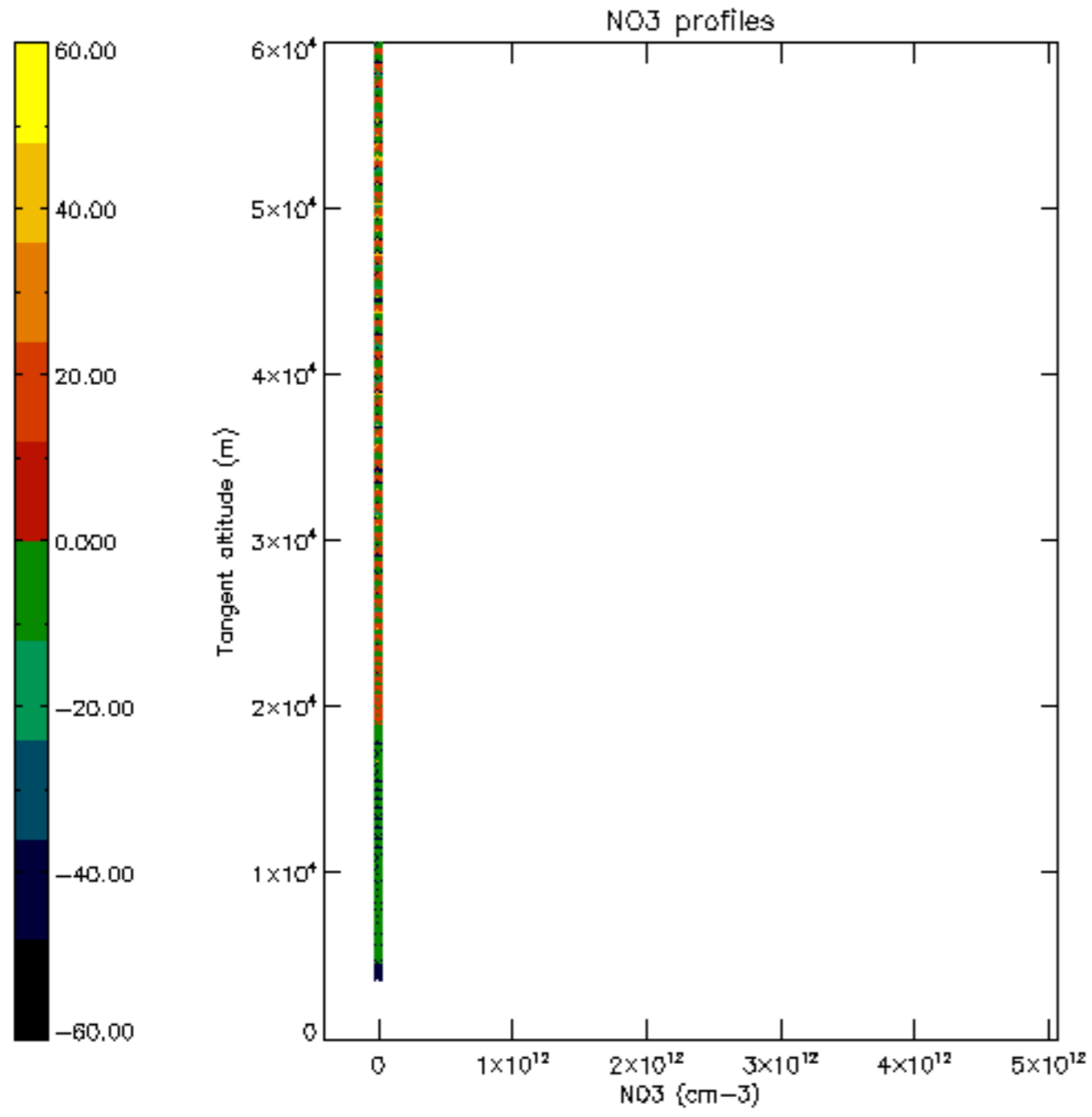


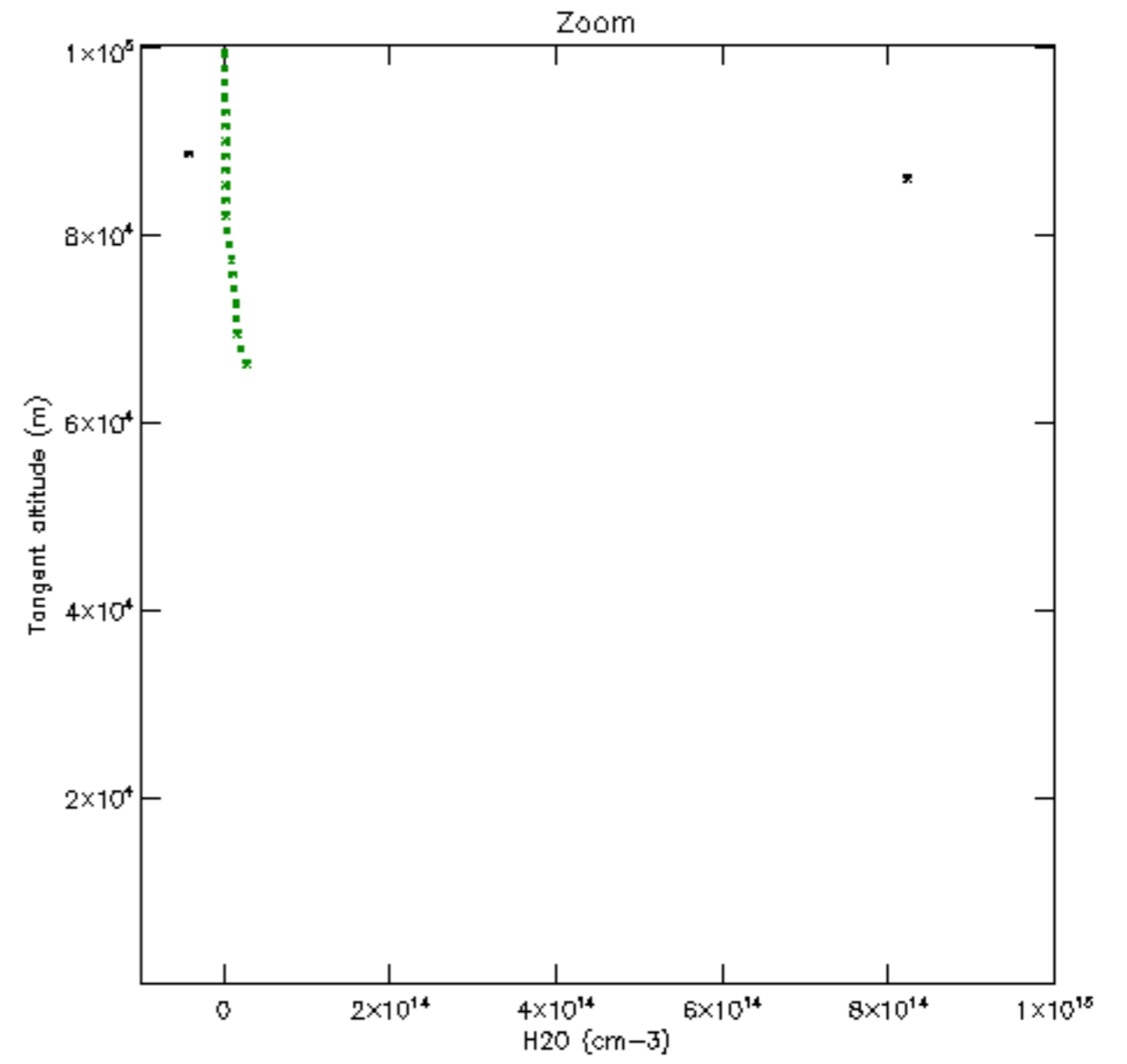
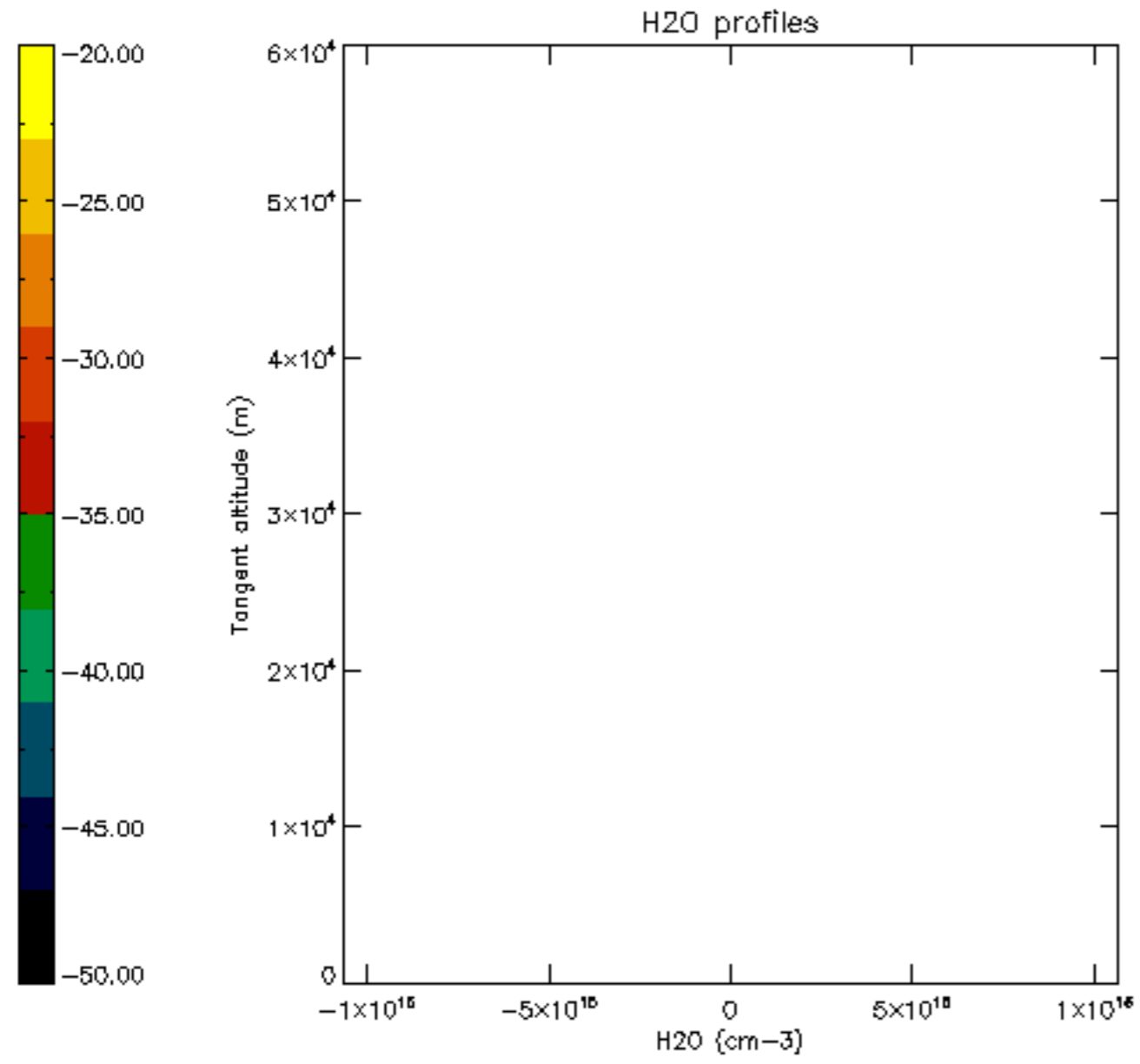


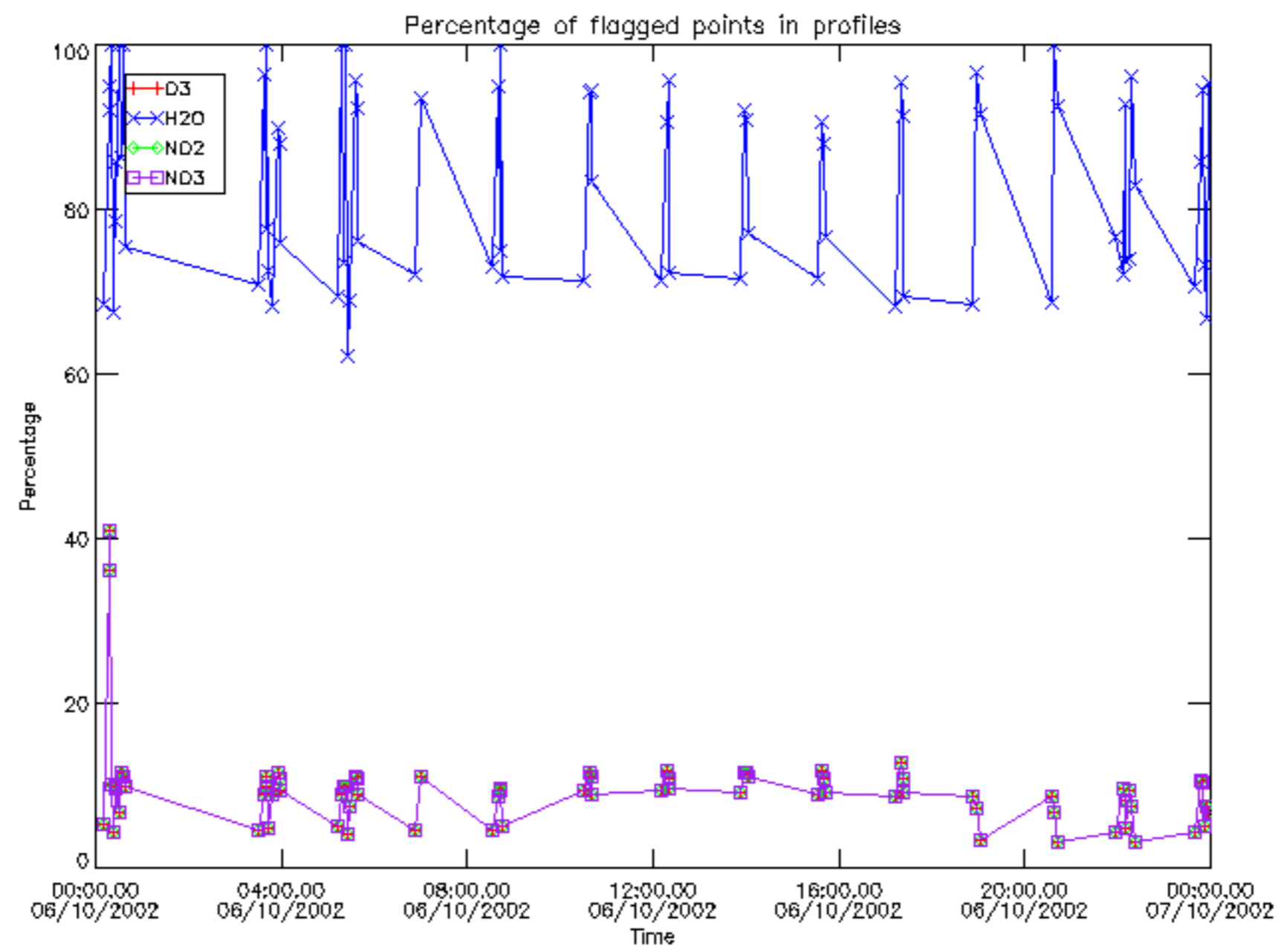




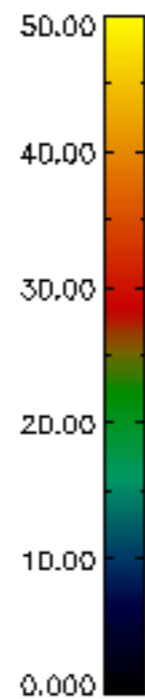
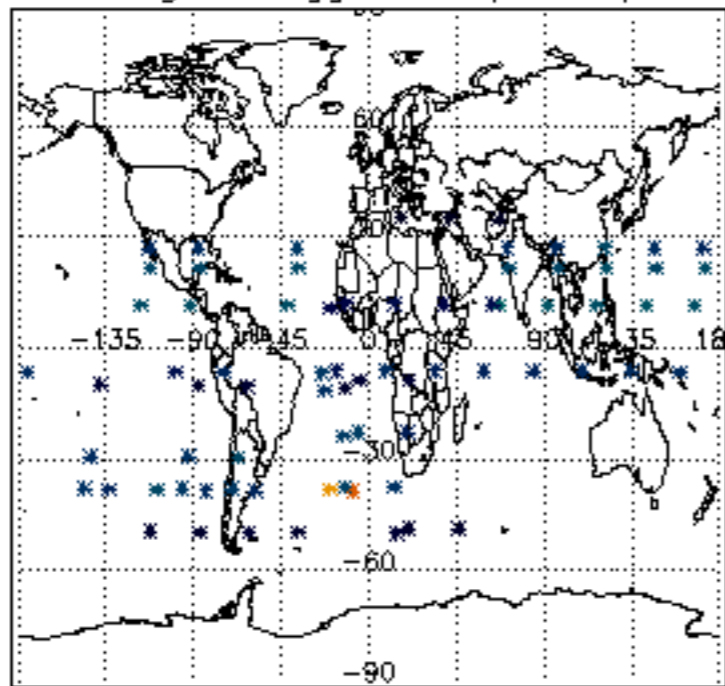




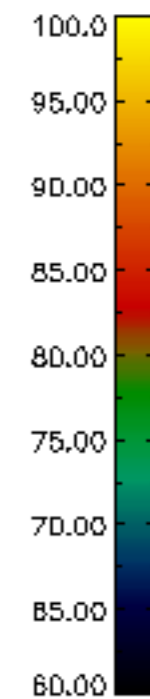
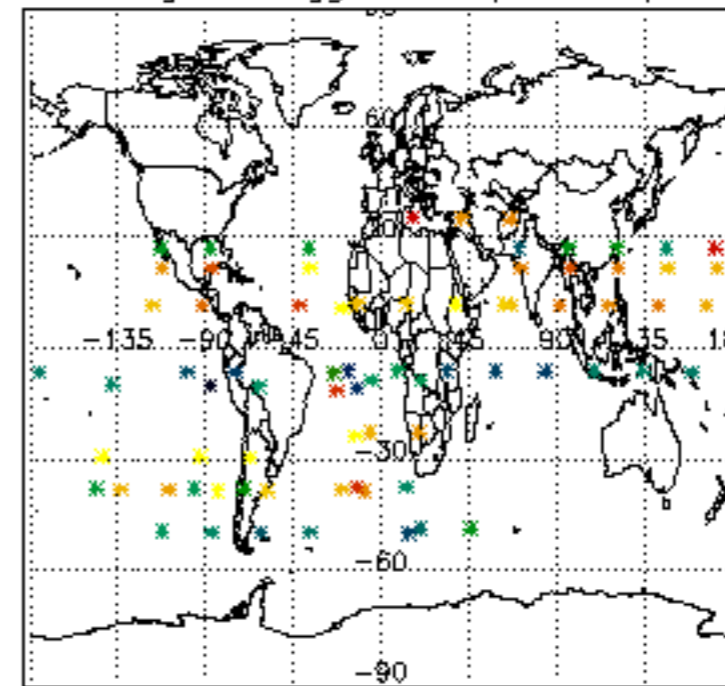




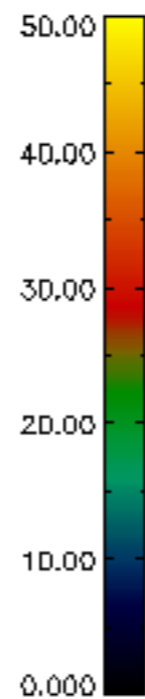
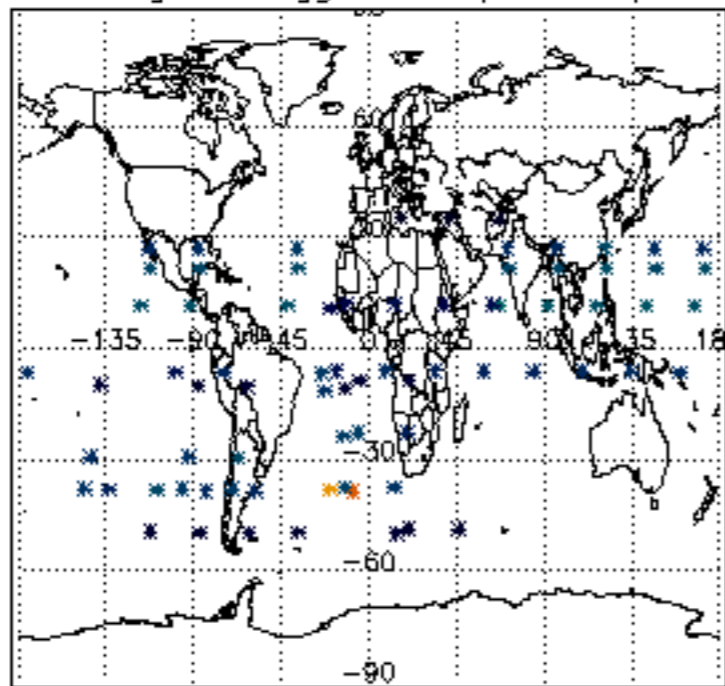
Percentage of flagged data per D3 profile



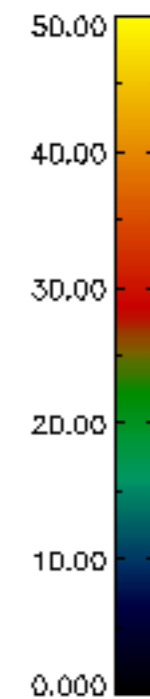
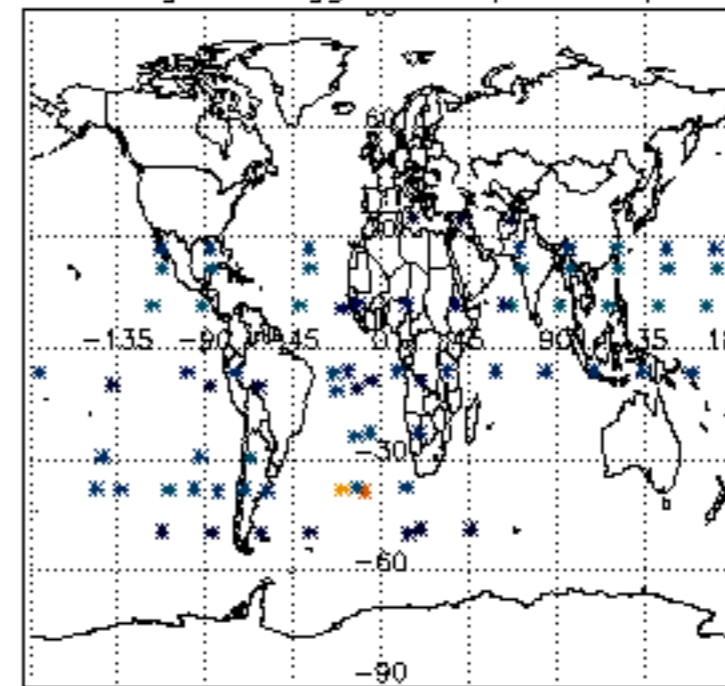
Percentage of flagged data per H2O profile

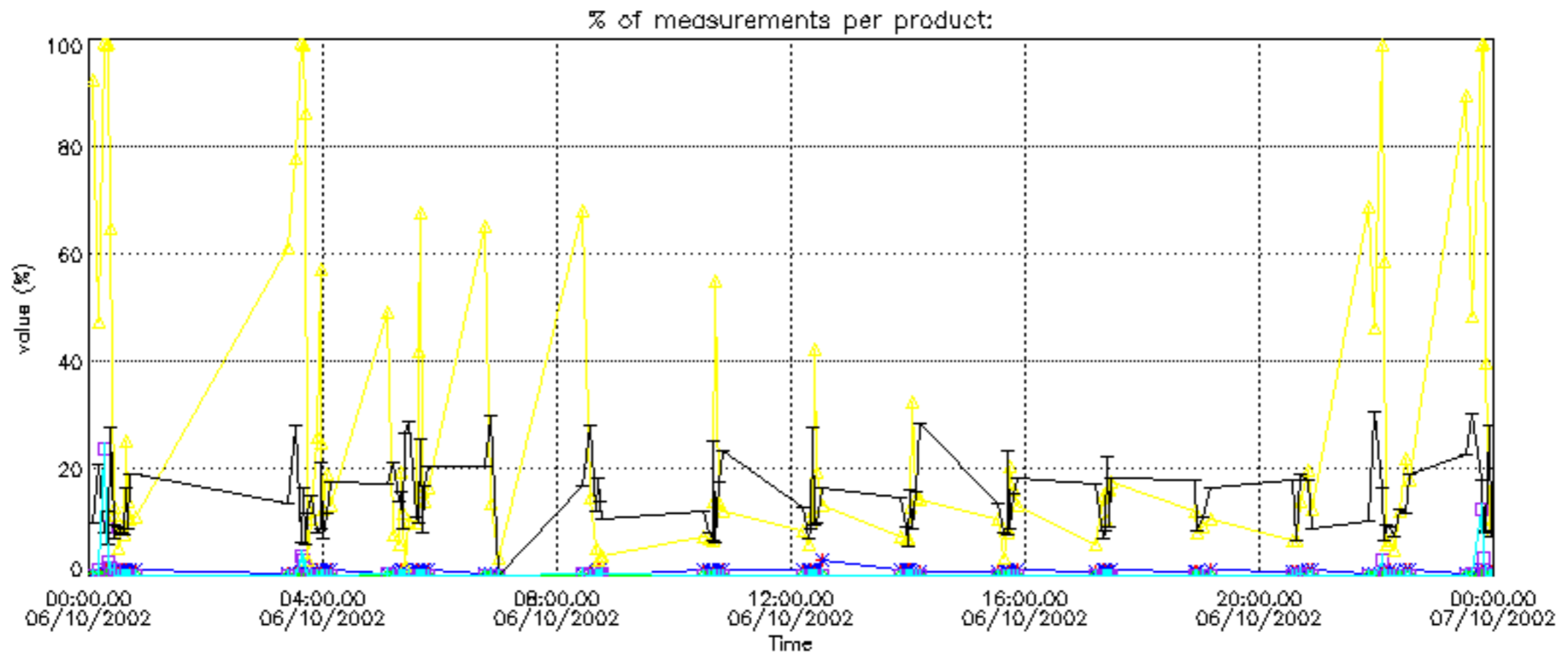


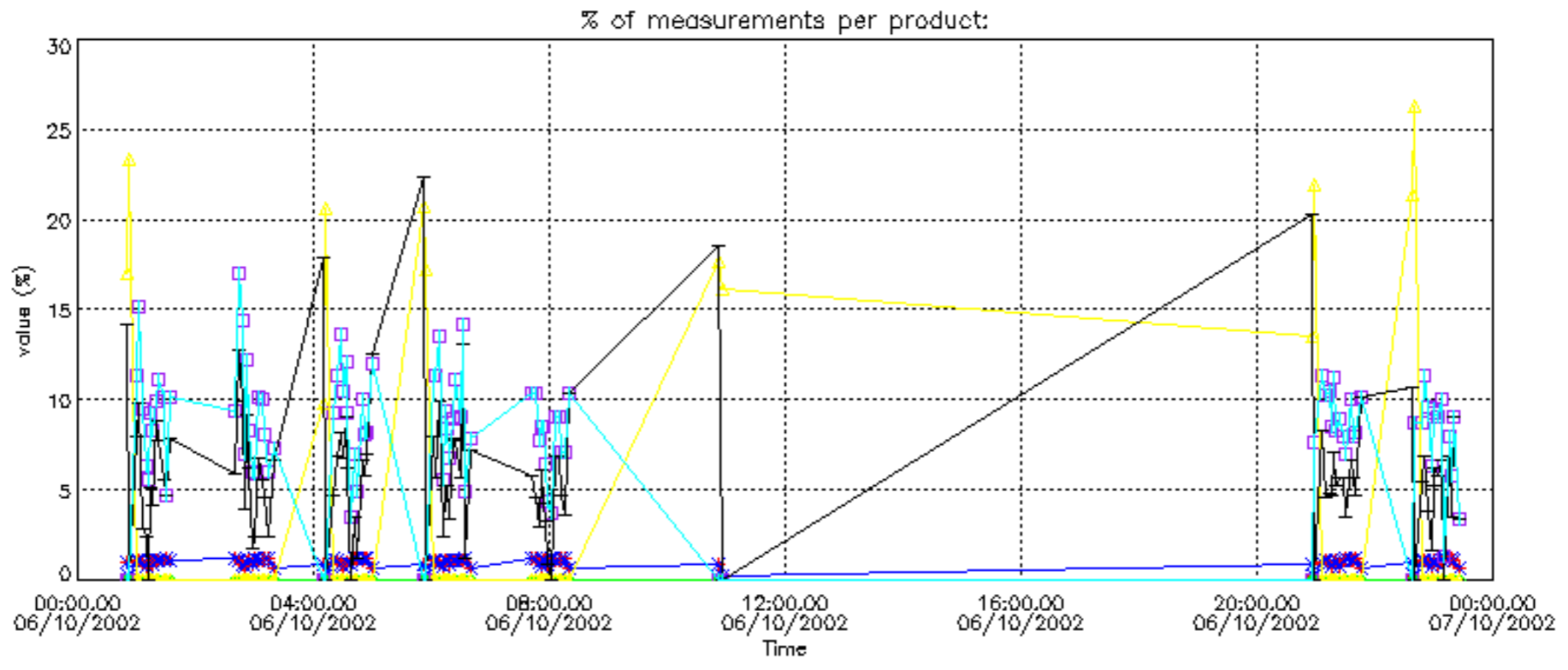
Percentage of flagged data per NO2 profile



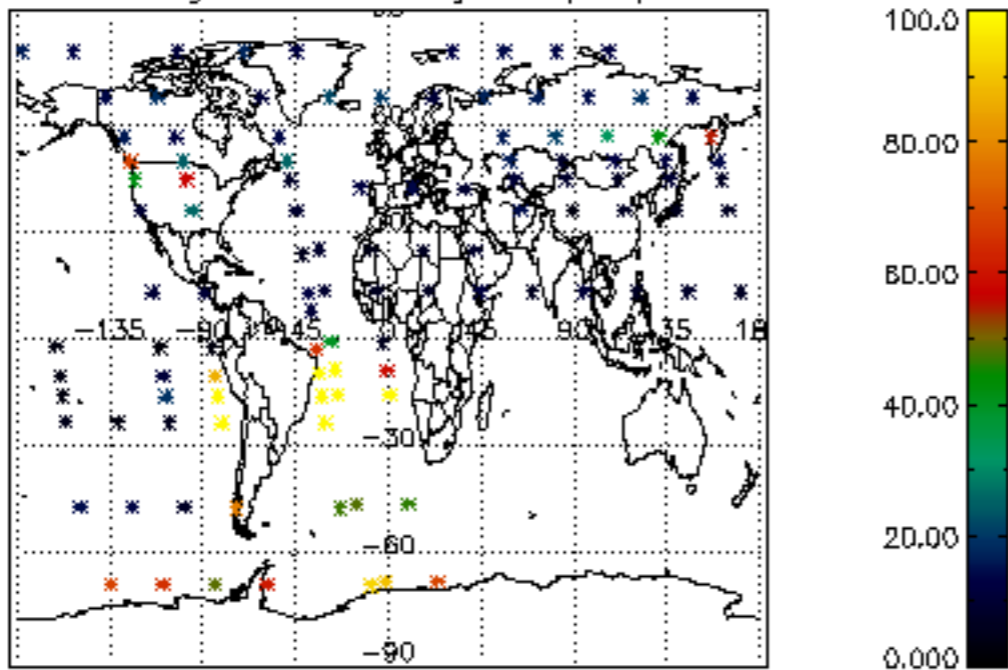
Percentage of flagged data per NO3 profile



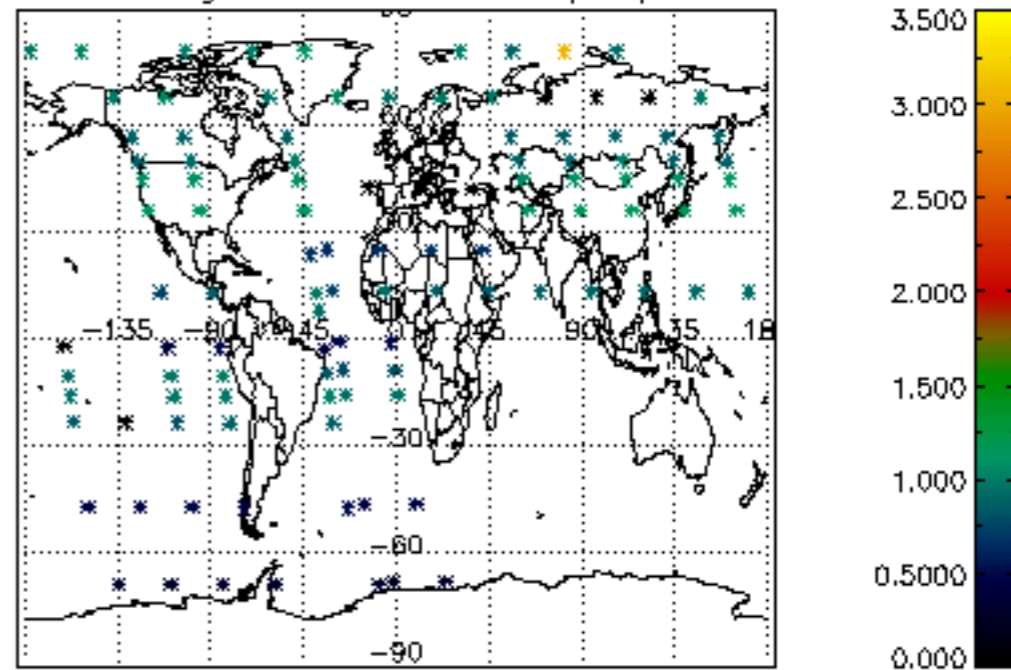




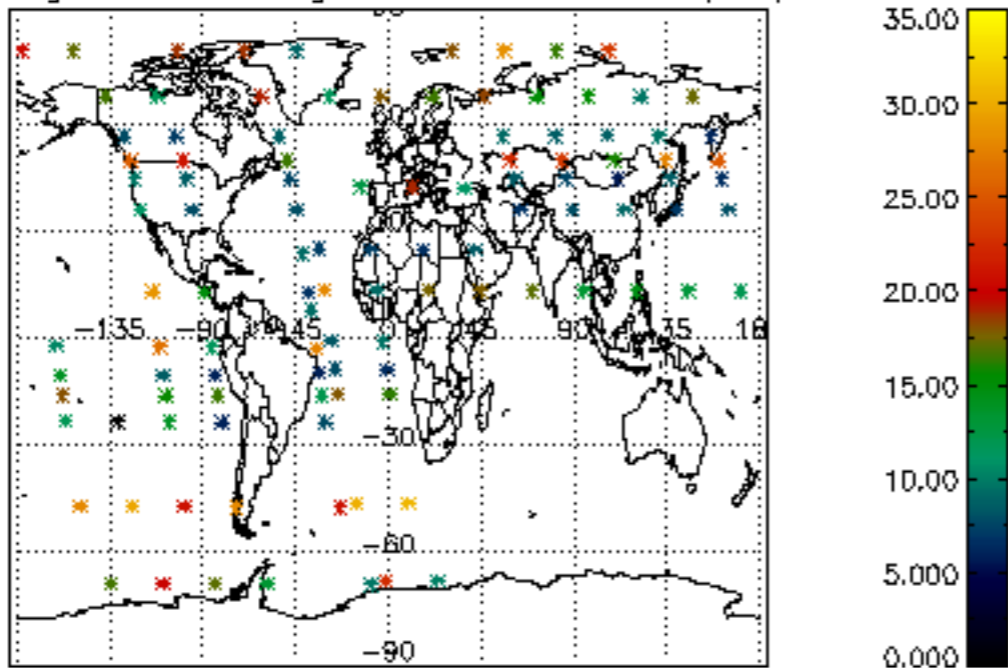
Percentage of cosmic ray hits per profile



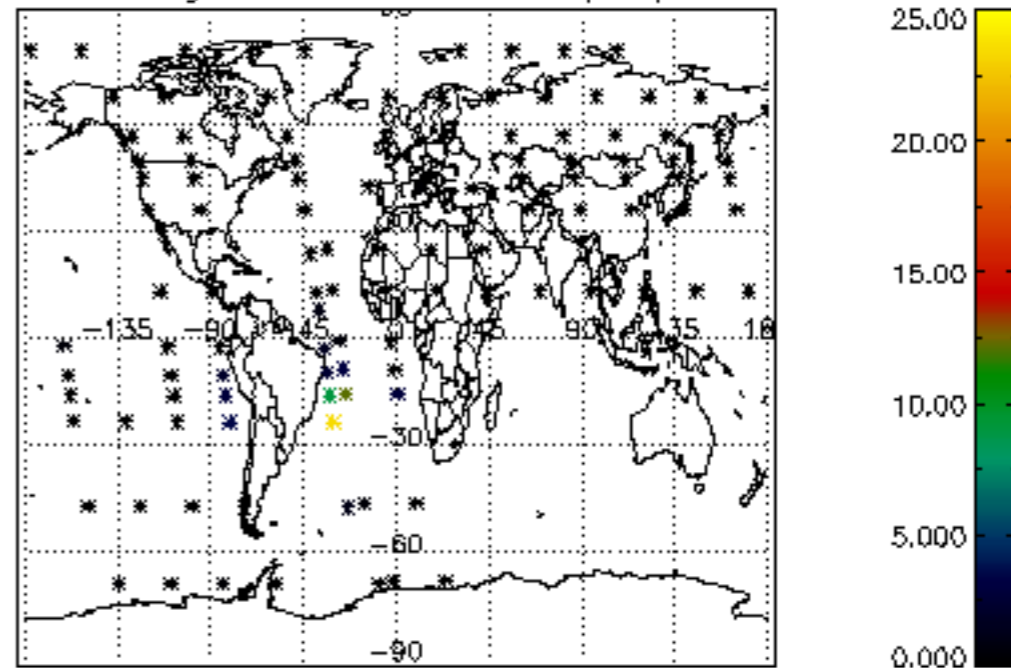
Percentage of datation errors per profile



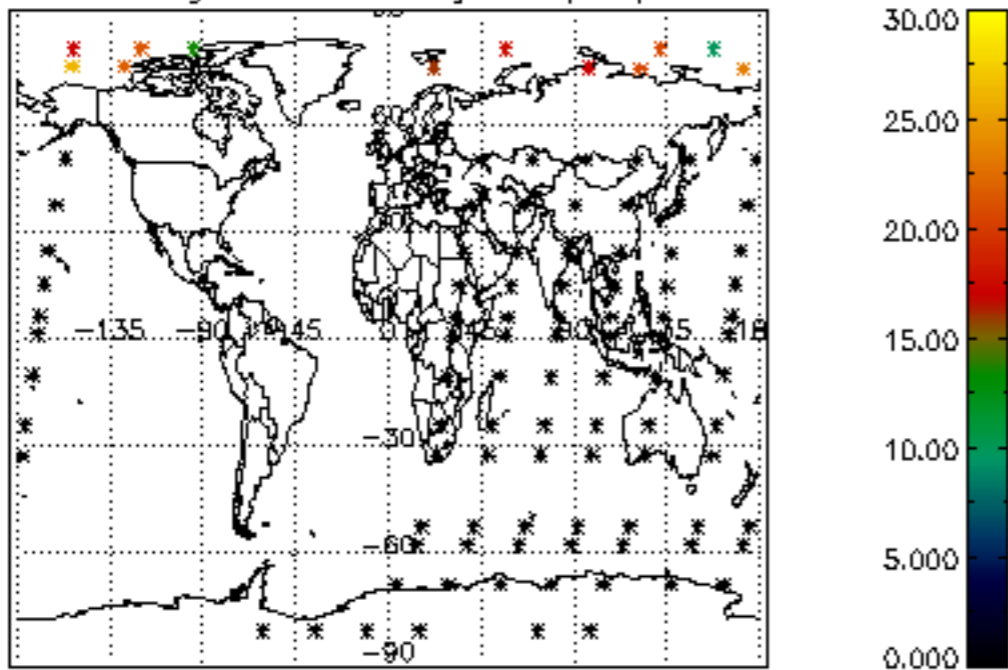
Percentage of star falling outside central band per profile



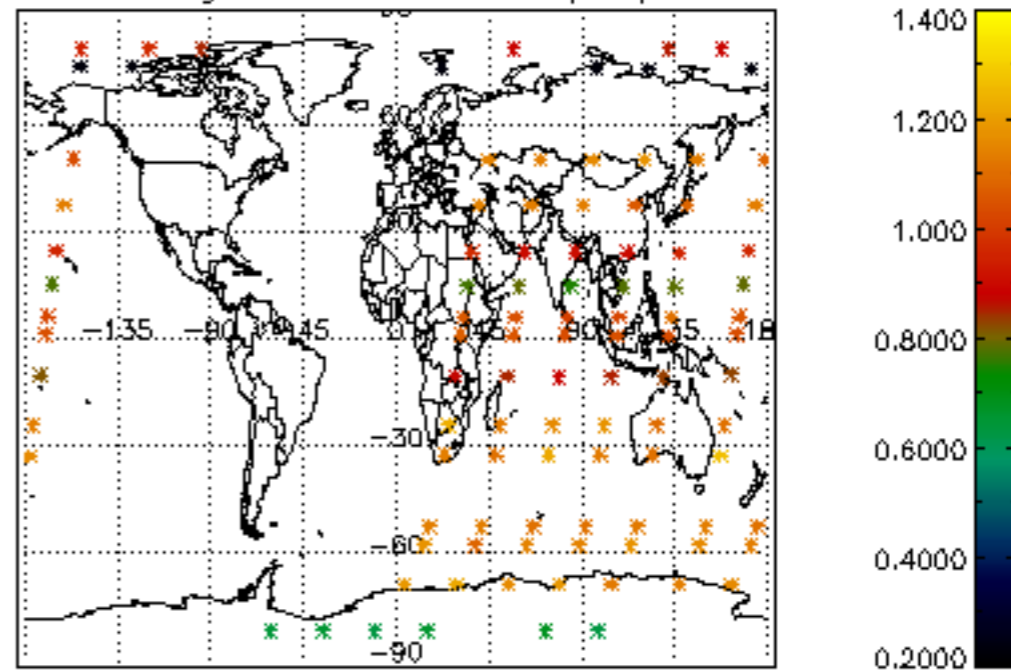
Percentage of saturation errors per profile



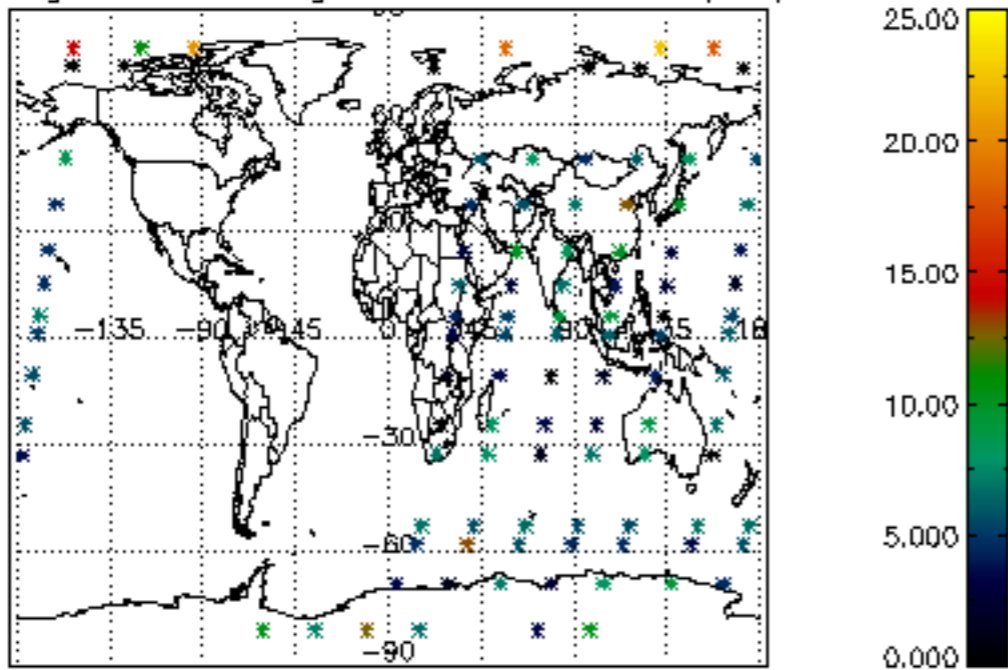
Percentage of cosmic ray hits per profile



Percentage of datation errors per profile



Percentage of star falling outside central band per profile



Percentage of saturation errors per profile

