

GOMOS Level 2 Daily Report

SUMMARY

[1. General Info](#)

[2. Summary of processed GOM_NL_2P products](#)

[3. Level 2 Quality information per product](#)

[3.1 Plot of level 2 quality information per product \(time dependant\)](#)

[3.2 Plot of level 2 quality information per product \(world map\)](#)

[4. Level 1 Quality information per product \(stored on level 2 products\)](#)

[4.1 Plot of level 1 quality information per product \(time dependant\)](#)

[4.1.1 Plot of level 1 quality information per product \(time dependant\): ASCENDING](#)

[4.1.2 Plot of level 1 quality information per product \(time dependant\): DESCENDING](#)

[4.2 Plot of level 1 quality information per product \(world map\)](#)

[4.2.1 Plot of level 1 quality information per product \(world map\): ASCENDING](#)

[4.2.2 Plot of level 1 quality information per product \(world map\): DESCENDING](#)

[5. Ozone profiles based on quality statistics and other trace gas profiles](#)

[5.1 Ozone statistics based on quality of products](#)

[5.2 Plot ozone profiles for all STD \(dark without errors\)](#)

[5.3 Plot ozone profiles where STD < 20% \(dark without errors\)](#)

[5.4. Plot ozone profiles where STD < 10% \(dark without errors\)](#)

[5.5. Plot ozone profiles where STD < 5% \(dark without errors\)](#)

[5.6 Plot NO2 profiles for all STD \(dark without errors\)](#)

[5.7 Plot NO3 profiles for all STD \(dark without errors\)](#)

[5.8 Plot H2O profiles \(only for occultations of stars 1,2,3,4,13,14,16,26,63 dark without errors\) for all STD](#)

[6. Auxiliary Data Files used for the production reported in section 2](#)

This report presents the daily analysis on parameters extracted from GOMOS level 2 data (GOM_NL__2P). It is intended to monitor some important parameters that will impact the quality of these products. A list of level 2 products (and content) that have arrived during the reporting day to the PCF is also given.

Item	Value
Time of report generation	17APR2013 19:11:09
Data source version	GOMOS/6.01
Start time of products	05-10-2002 (05OCT2002 00:00:00)
Stop time of products	06-10-2002 (06OCT2002 00:00:00)
Store outputs in DB	Yes
Nb of level 2 prods	417
Nb of prods with errors	2

2. Summary of processed GOM_NL__2P products.

Nr	Filename	UTC Start time	Limb	Duration	Star Id	Star Name	Star Mag	Star Temp	Nb Meas	Orbit	Prod. error
1	GOM_NL__2PRFIN20021005_000045_000000682010_00059_03119_1616.N1	05-OCT-2002 00:00:45	Bright	67.500	173	4Bet Tri	3.0040	8900.0	135	3119	No
2	GOM_NL__2PRFIN20021005_000256_000000492010_00059_03119_1617.N1	05-OCT-2002 00:02:56	Bright	49.000	68	18Alp Cas	2.2250	4500.0	98	3119	No
3	GOM_NL__2PRFIN20021005_000421_000000492010_00059_03119_1618.N1	05-OCT-2002 00:04:21	Bright	49.000	76	27Gam Cas	2.3000	30000.	98	3119	No
4	GOM_NL__2PRFIN20021005_000747_000000612010_00059_03119_1619.N1	05-OCT-2002 00:07:47	Bright	60.500	160	23Gam Per	2.9300	4700.0	121	3119	No
5	GOM_NL__2PRFIN20021005_001118_000000442010_00059_03119_1620.N1	05-OCT-2002 00:11:18	Bright	43.500	49	1Alp UMi	1.9900	6300.0	87	3119	No
6	GOM_NL__2PRFIN20021005_001337_000000422010_00059_03119_1621.N1	05-OCT-2002 00:13:37	Bright	42.000	60	7Bet UMi	2.0810	3950.0	84	3119	No
7	GOM_NL__2PRFIN20021005_001921_000000462010_00059_03119_1622.N1	05-OCT-2002 00:19:21	Bright	46.000	36	50Alp UMa	1.8000	6300.0	92	3119	No
8	GOM_NL__2PRFIN20021005_002050_000000472010_00059_03119_1623.N1	05-OCT-2002 00:20:50	Bright	47.000	82	48Bet UMa	2.3650	10600.	94	3119	No
9	GOM_NL__2PRFIN20021005_002407_000000442010_00059_03119_1624.N1	05-OCT-2002 00:24:07	Bright	43.500	174	52Psi UMa	3.0040	4400.0	87	3119	No
10	GOM_NL__2PRFIN20021005_002929_000000732010_00059_03119_1625.N1	05-OCT-2002 00:29:29	Bright	72.500	24	66Alp Gem	1.5800	10200.	145	3119	No
11	GOM_NL__2PRFIN20021005_003454_000001552010_00059_03119_1626.N1	05-OCT-2002 00:34:54	Straylight	154.50	170	27Eps Gem	3.0000	9700.0	309	3119	No
12	GOM_NL__2PRFIN20021005_004113_000000942010_00059_03119_1627.N1	05-OCT-2002 00:41:13	Dark	94.000	8	10Alp CMi	0.40000	6500.0	188	3119	No
13	GOM_NL__2PRFIN20021005_005015_000000502010_00059_03119_1628.N1	05-OCT-2002 00:50:15	Dark	50.000	65	Lam Vel	2.2040	4400.0	100	3119	No
14	GOM_NL__2PRFIN20021005_005144_000000492010_00059_03119_1629.N1	05-OCT-2002 00:51:44	Dark	49.000	70	Zet Pup	2.2460	39000.	98	3119	No
15	GOM_NL__2PRFIN20021005_005335_000001202010_00059_03119_1630.N1	05-OCT-2002 00:53:35	Dark	119.50	1	9Alp CMa	-1.4400	11000.	239	3119	No
16	GOM_NL__2PRFIN20021005_005654_000000522010_00060_03120_8840.N1	05-OCT-2002 00:56:54	Dark	52.000	161	Tau Pup	2.9310	4500.0	104	3120	No
17	GOM_NL__2PRFIN20021005_005819_000000662010_00060_03120_8841.N1	05-OCT-2002 00:58:19	Dark	65.500	2	Alp Car	-0.73600	7000.0	131	3120	No
18	GOM_NL__2PRFIN20021005_010112_000000772010_00060_03120_8842.N1	05-OCT-2002 01:01:12	Dark	77.000	108	Alp Col	2.6520	15200.	154	3120	No
19	GOM_NL__2PRFIN20021005_010458_000000452010_00060_03120_8843.N1	05-OCT-2002 01:04:58	Dark	45.000	135	Bet Hyi	2.8200	5800.0	90	3120	No
20	GOM_NL__2PRFIN20021005_010720_000000472010_00060_03120_8844.N1	05-OCT-2002 01:07:20	Dark	46.500	143	Alp Hyi	2.8570	7200.0	93	3120	No
21	GOM_NL__2PRFIN20021005_010847_000000522010_00060_03120_8845.N1	05-OCT-2002 01:08:47	Dark	51.500	9	Alp Eri	0.45300	24000.	103	3120	No
22	GOM_NL__2PRFIN20021005_011039_000000592010_00060_03120_8846.N1	05-OCT-2002 01:10:39	Straylight	58.500	157	The1Eri	2.9060	9300.0	117	3120	No
23	GOM_NL__2PRFIN20021005_011403_000000492010_00060_03120_8847.N1	05-OCT-2002 01:14:03	Straylight	49.000	84	Alp Phe	2.3970	4500.0	98	3120	No
24	GOM_NL__2PRFIN20021005_011838_000000482010_00060_03120_8848.N1	05-OCT-2002 01:18:38	Straylight	48.000	18	24Alp PsA	1.1660	9700.0	96	3120	No
25	GOM_NL__2PRFIN20021005_012051_000000572010_00060_03120_8849.N1	05-OCT-2002 01:20:51	Straylight	56.500	52	16Bet Cet	2.0370	4500.0	113	3120	No
26	GOM_NL__2PRFIN20021005_012340_000002192010_00060_03120_8850.N1	05-OCT-2002 01:23:40	Tw_i_and_stray	219.00	165	34Gam Eri	2.9500	3200.0	438	3120	No
27	GOM_NL__2PRFIN20021005_013059_000000442010_00060_03120_8851.N1	05-OCT-2002 01:30:59	Bright	44.000	90	54Alp Peg	2.4870	11000.	88	3120	No
28	GOM_NL__2PRFIN20021005_013435_000000452010_00060_03120_8852.N1	05-OCT-2002 01:34:35	Bright	44.500	93	53Bet Peg	2.5200	3100.0	89	3120	No
29	GOM_NL__2PRFIN20021005_013738_000000752010_00060_03120_8853.N1	05-OCT-2002 01:37:38	Bright	74.500	50	13Alp Ari	2.0070	4250.0	149	3120	No
30	GOM_NL__2PRFIN20021005_014120_000000642010_00060_03120_8854.N1	05-OCT-2002 01:41:20	Bright	64.000	173	4Bet Tri	3.0040	8900.0	128	3120	No
31	GOM_NL__2PRFIN20021005_014332_000000472010_00060_03120_8855.N1	05-OCT-2002 01:43:32	Bright	46.500	68	18Alp Cas	2.2250	4500.0	93	3120	No
32	GOM_NL__2PRFIN20021005_014458_000000472010_00060_03120_8856.N1	05-OCT-2002 01:44:58	Bright	47.000	76	27Gam Cas	2.3000	30000.	94	3120	No
33	GOM_NL__2PRFIN20021005_014823_000000622010_00060_03120_8857.N1	05-OCT-2002 01:48:23	Bright	61.500	160	23Gam Per	2.9300	4700.0	123	3120	No
34	GOM_NL__2PRFIN20021005_015154_000000422010_00060_03120_8858.N1	05-OCT-2002 01:51:54	Bright	41.500	49	1Alp UMi	1.9900	6300.0	83	3120	No
35	GOM_NL__2PRFIN20021005_015413_000000462010_00060_03120_8859.N1	05-OCT-2002 01:54:13	Bright	46.000	60	7Bet UMi	2.0810	3950.0	92	3120	No
36	GOM_NL__2PRFIN20021005_015955_000000472010_00060_03120_1697.N1	05-OCT-2002 01:59:55	Bright	47.000	36	50Alp UMa	1.8000	6300.0	94	3120	No
37	GOM_NL__2PRFIN20021005_020128_000000452010_00060_03120_1698.N1	05-OCT-2002 02:01:28	Bright	45.000	82	48Bet UMa	2.3650	10600.	90	3120	No
38	GOM_NL__2PRFIN20021005_020441_000000462010_00060_03120_1699.N1	05-OCT-2002 02:04:41	Bright	46.000	174	52Psi UMa	3.0040	4400.0	92	3120	No
39	GOM_NL__2PRFIN20021005_021005_000000722010_00060_03120_1700.N1	05-OCT-2002 02:10:05	Bright	71.500	24	66Alp Gem	1.5800	10200.	143	3120	No
40	GOM_NL__2PRFIN20021005_021531_000001442010_00060_03120_1701.N1	05-OCT-2002 02:15:31	Straylight	143.50	170	27Eps Gem	3.0000	9700.0	287	3120	No
41	GOM_NL__2PRFIN20021005_022149_000001082010_00060_03120_1702.N1	05-OCT-2002 02:21:49	Dark	108.00	8	10Alp CMi	0.40000	6500.0	216	3120	No
42	GOM_NL__2PRFIN20021005_023052_000000532010_00060_03120_1703.N1	05-OCT-2002 02:30:52	Dark	52.500	65	Lam Vel	2.2040	4400.0	105	3120	No

43	GOM_NL__2PRFIN20021005_023220_00000502010_00060_03120_1704.N1	05-OCT-2002 02:32:20	Dark	50.000	70	Zet Pup	2.2460	39000.	100	3120	No
44	GOM_NL__2PRFIN20021005_023413_000001202010_00060_03120_1705.N1	05-OCT-2002 02:34:13	Dark	119.50	1	9Alp CMa	-1.4400	11000.	239	3120	No
45	GOM_NL__2PRFIN20021005_023731_00000512010_00061_03121_1679.N1	05-OCT-2002 02:37:31	Dark	50.500	161	Tau Pup	2.9310	4500.0	101	3121	No
46	GOM_NL__2PRFIN20021005_023855_00000542010_00061_03121_1680.N1	05-OCT-2002 02:38:55	Dark	53.500	2	Alp Car	-0.73600	7000.0	107	3121	No
47	GOM_NL__2PRFIN20021005_024149_00000752010_00061_03121_1681.N1	05-OCT-2002 02:41:49	Dark	75.000	108	Alp Col	2.6520	15200.	150	3121	No
48	GOM_NL__2PRFIN20021005_024534_00000442010_00061_03121_1682.N1	05-OCT-2002 02:45:34	Dark	43.500	135	Bet Hyi	2.8200	5800.0	87	3121	No
49	GOM_NL__2PRFIN20021005_024756_00000462010_00061_03121_1683.N1	05-OCT-2002 02:47:56	Dark	46.000	143	Alp Hyi	2.8570	7200.0	92	3121	No
50	GOM_NL__2PRFIN20021005_024924_00000582010_00061_03121_1684.N1	05-OCT-2002 02:49:24	Dark	58.000	9	Alp Eri	0.45300	24000.	116	3121	No
51	GOM_NL__2PRFIN20021005_025116_00000572010_00061_03121_1685.N1	05-OCT-2002 02:51:16	Straylight	56.500	157	The1Eri	2.9060	9300.0	113	3121	No
52	GOM_NL__2PRFIN20021005_025440_00000512010_00061_03121_1686.N1	05-OCT-2002 02:54:40	Straylight	50.500	84	Alp Phe	2.3970	4500.0	101	3121	No
53	GOM_NL__2PRFIN20021005_025914_00000502010_00061_03121_1687.N1	05-OCT-2002 02:59:14	Straylight	49.500	18	24Alp PsA	1.1660	9700.0	99	3121	No
54	GOM_NL__2PRFIN20021005_030127_00000602010_00061_03121_1688.N1	05-OCT-2002 03:01:27	Straylight	60.000	52	16Bet Cet	2.0370	4500.0	120	3121	No
55	GOM_NL__2PRFIN20021005_030415_000002192010_00061_03121_1689.N1	05-OCT-2002 03:04:15	Tw_i_and_stray	219.00	165	34Gam Eri	2.9500	3200.0	438	3121	No
56	GOM_NL__2PRFIN20021005_031135_00000452010_00061_03121_1690.N1	05-OCT-2002 03:11:35	Bright	44.500	90	54Alp Peg	2.4870	11000.	89	3121	No
57	GOM_NL__2PRFIN20021005_031511_00000442010_00061_03121_1691.N1	05-OCT-2002 03:15:11	Bright	43.500	93	53Bet Peg	2.5200	3100.0	87	3121	No
58	GOM_NL__2PRFIN20021005_031813_00000772010_00061_03121_1692.N1	05-OCT-2002 03:18:13	Bright	76.500	50	13Alp Ari	2.0070	4250.0	153	3121	No
59	GOM_NL__2PRFIN20021005_032154_00000662010_00061_03121_1693.N1	05-OCT-2002 03:21:54	Bright	66.000	173	4Bet Tri	3.0040	8900.0	132	3121	No
60	GOM_NL__2PRFIN20021005_032408_00000482010_00061_03121_1694.N1	05-OCT-2002 03:24:08	Bright	47.500	68	18Alp Cas	2.2250	4500.0	95	3121	No
61	GOM_NL__2PRFIN20021005_032533_00000492010_00061_03121_1695.N1	05-OCT-2002 03:25:33	Bright	48.500	76	27Gam Cas	2.3000	30000.	97	3121	No
62	GOM_NL__2PRFIN20021005_032857_00000632010_00061_03121_1696.N1	05-OCT-2002 03:28:57	Bright	62.500	160	23Gam Per	2.9300	4700.0	125	3121	No
63	GOM_NL__2PRFIN20021005_033230_00000412010_00061_03121_1697.N1	05-OCT-2002 03:32:30	Bright	41.000	49	1Alp UMi	1.9900	6300.0	82	3121	No
64	GOM_NL__2PRFIN20021005_033450_00000442010_00061_03121_1698.N1	05-OCT-2002 03:34:50	Bright	44.000	60	7Bet UMi	2.0810	3950.0	88	3121	No
65	GOM_NL__2PRFIN20021005_034034_00000442010_00061_03121_1699.N1	05-OCT-2002 03:40:34	Bright	43.500	36	50Alp UMa	1.8000	6300.0	87	3121	No
66	GOM_NL__2PRFIN20021005_034204_00000432010_00061_03121_1700.N1	05-OCT-2002 03:42:04	Bright	42.500	82	48Bet UMa	2.3650	10600.	85	3121	No
67	GOM_NL__2PRFIN20021005_034520_00000442010_00061_03121_1701.N1	05-OCT-2002 03:45:20	Bright	43.500	174	52Psi UMa	3.0040	4400.0	87	3121	No
68	GOM_NL__2PRFIN20021005_035041_00000972010_00061_03121_1702.N1	05-OCT-2002 03:50:41	Bright	97.000	24	66Alp Gem	1.5800	10200.	194	3121	No
69	GOM_NL__2PRFIN20021005_035609_000001552010_00061_03121_1703.N1	05-OCT-2002 03:56:09	Straylight	155.00	170	27Eps Gem	3.0000	9700.0	310	3121	No
70	GOM_NL__2PRFIN20021005_040227_00000972010_00061_03121_1704.N1	05-OCT-2002 04:02:27	Dark	96.500	8	10Alp CMi	0.40000	6500.0	193	3121	No
71	GOM_NL__2PRFIN20021005_041128_00000552010_00061_03121_1705.N1	05-OCT-2002 04:11:28	Dark	54.500	65	Lam Vel	2.2040	4400.0	109	3121	No
72	GOM_NL__2PRFIN20021005_041258_00000522010_00061_03121_1706.N1	05-OCT-2002 04:12:58	Dark	52.000	70	Zet Pup	2.2460	39000.	104	3121	No
73	GOM_NL__2PRFIN20021005_041452_000001022010_00061_03121_1707.N1	05-OCT-2002 04:14:52	Dark	101.50	1	9Alp CMa	-1.4400	11000.	203	3121	No
74	GOM_NL__2PRFIN20021005_041808_00000522010_00062_03122_1681.N1	05-OCT-2002 04:18:08	Dark	51.500	161	Tau Pup	2.9310	4500.0	103	3122	No
75	GOM_NL__2PRFIN20021005_041932_00000672010_00062_03122_1682.N1	05-OCT-2002 04:19:32	Dark	66.500	2	Alp Car	-0.73600	7000.0	133	3122	No
76	GOM_NL__2PRFIN20021005_042227_00000742010_00062_03122_1683.N1	05-OCT-2002 04:22:27	Dark	74.000	108	Alp Col	2.6520	15200.	148	3122	No
77	GOM_NL__2PRFIN20021005_042610_00000442010_00062_03122_1684.N1	05-OCT-2002 04:26:10	Dark	44.000	135	Bet Hyi	2.8200	5800.0	88	3122	No
78	GOM_NL__2PRFIN20021005_042833_00000452010_00062_03122_1685.N1	05-OCT-2002 04:28:33	Dark	44.500	143	Alp Hyi	2.8570	7200.0	89	3122	No
79	GOM_NL__2PRFIN20021005_043000_00000502010_00062_03122_1686.N1	05-OCT-2002 04:30:00	Dark	49.500	9	Alp Eri	0.45300	24000.	99	3122	No
80	GOM_NL__2PRFIN20021005_043152_00000582010_00062_03122_1687.N1	05-OCT-2002 04:31:52	Straylight	57.500	157	The1Eri	2.9060	9300.0	115	3122	No
81	GOM_NL__2PRFIN20021005_043516_00000502010_00062_03122_1688.N1	05-OCT-2002 04:35:16	Straylight	50.000	84	Alp Phe	2.3970	4500.0	100	3122	No
82	GOM_NL__2PRFIN20021005_043950_00000532010_00062_03122_1689.N1	05-OCT-2002 04:39:50	Straylight	52.500	18	24Alp PsA	1.1660	9700.0	105	3122	No
83	GOM_NL__2PRFIN20021005_044204_00000552010_00062_03122_1690.N1	05-OCT-2002 04:42:04	Straylight	55.000	52	16Bet Cet	2.0370	4500.0	110	3122	No
84	GOM_NL__2PRFIN20021005_044449_000002192010_00062_03122_1691.N1	05-OCT-2002 04:44:49	Tw_i_and_stray	219.00	165	34Gam Eri	2.9500	3200.0	438	3122	No
85	GOM_NL__2PRFIN20021005_045211_00000442010_00062_03122_1692.N1	05-OCT-2002 04:52:11	Bright	43.500	90	54Alp Peg	2.4870	11000.	87	3122	No
86	GOM_NL__2PRFIN20021005_045547_00000452010_00062_03122_1693.N1	05-OCT-2002 04:55:47	Bright	45.000	93	53Bet Peg	2.5200	3100.0	90	3122	No
87	GOM_NL__2PRFIN20021005_050230_00000672010_00062_03122_1694.N1	05-OCT-2002 05:02:30	Dark	67.000	173	4Bet Tri	3.0040	8900.0	134	3122	Yes
88	GOM_NL__2PRFIN20021005_050444_00000512010_00062_03122_1695.N1	05-OCT-2002 05:04:44	Bright	50.500	68	18Alp Cas	2.2250	4500.0	101	3122	No
89	GOM_NL__2PRFIN20021005_050609_00000482010_00062_03122_1696.N1	05-OCT-2002 05:06:09	Bright	48.000	76	27Gam Cas	2.3000	30000.	96	3122	No
90	GOM_NL__2PRFIN20021005_050933_00000612010_00062_03122_1697.N1	05-OCT-2002 05:09:33	Bright	60.500	160	23Gam Per	2.9300	4700.0	121	3122	No
91	GOM_NL__2PRFIN20021005_051307_00000412010_00062_03122_1698.N1	05-OCT-2002 05:13:07	Bright	41.000	49	1Alp UMi	1.9900	6300.0	82	3122	No
92	GOM_NL__2PRFIN20021005_051526_00000442010_00062_03122_1699.N1	05-OCT-2002 05:15:26	Bright	44.000	60	7Bet UMi	2.0810	3950.0	88	3122	No
93	GOM_NL__2PRFIN20021005_052110_00000452010_00062_03122_1700.N1	05-OCT-2002 05:21:10	Bright	44.500	36	50Alp UMa	1.8000	6300.0	89	3122	No
94	GOM_NL__2PRFIN20021005_052241_00000482010_00062_03122_1701.N1	05-OCT-2002 05:22:41	Bright	48.000	82	48Bet UMa	2.3650	10600.	96	3122	No
95	GOM_NL__2PRFIN20021005_052556_00000582010_00062_03122_1702.N1	05-OCT-2002 05:25:56	Bright	58.000	174	52Psi UMa	3.0040	4400.0	116	3122	No
96	GOM_NL__2PRFIN20021005_053117_00000742010_00062_03122_1703.N1	05-OCT-2002 05:31:17	Bright	74.000	24	66Alp Gem	1.5800	10200.	148	3122	No
97	GOM_NL__2PRFIN20021005_053646_000001572010_00062_03122_1704.N1	05-OCT-2002 05:36:46	Straylight	157.00	170	27Eps Gem	3.0000	9700.0	314	3122	No
98	GOM_NL__2PRFIN20021005_054305_00000972010_00062_03122_1705.N1	05-OCT-2002 05:43:05	Dark	97.000	8	10Alp CMi	0.40000	6500.0	194	3122	No
99	GOM_NL__2PRFIN20021005_055205_00000532010_00062_03122_1706.N1	05-OCT-2002 05:52:05	Dark	52.500	65	Lam Vel	2.2040	4400.0	105	3122	No
100	GOM_NL__2PRFIN20021005_055335_00000522010_00062_03122_1707.N1	05-OCT-2002 05:53:35	Dark	52.000	70	Zet Pup	2.2460	39000.	104	3122	No
101	GOM_NL__2PRFIN20021005_055530_000001212010_00062_03122_1708.N1	05-OCT-2002 05:55:30	Dark	120.50	1	9Alp CMa	-1.4400	11000.	241	3122	No

102	GOM_NL__2PRFIN20021005_055845_000000522010_00063_03123_1612.N1	05-OCT-2002 05:58:45	Dark	52.000	161	Tau Pup	2.9310	4500.0	104	3123	No
103	GOM_NL__2PRFIN20021005_060009_000000682010_00063_03123_1613.N1	05-OCT-2002 06:00:09	Dark	68.000	2	Alp Car	-0.73600	7000.0	136	3123	No
104	GOM_NL__2PRFIN20021005_060304_000000742010_00063_03123_1614.N1	05-OCT-2002 06:03:04	Dark	74.000	108	Alp Col	2.6520	15200.	148	3123	No
105	GOM_NL__2PRFIN20021005_060646_000000452010_00063_03123_1615.N1	05-OCT-2002 06:06:46	Dark	45.000	135	Bet Hyi	2.8200	5800.0	90	3123	No
106	GOM_NL__2PRFIN20021005_060909_000000472010_00063_03123_1616.N1	05-OCT-2002 06:09:09	Dark	46.500	143	Alp Hyi	2.8570	7200.0	93	3123	No
107	GOM_NL__2PRFIN20021005_061037_000000522010_00063_03123_1617.N1	05-OCT-2002 06:10:37	Dark	52.000	9	Alp Eri	0.45300	24000.	104	3123	No
108	GOM_NL__2PRFIN20021005_061229_000000582010_00063_03123_1618.N1	05-OCT-2002 06:12:29	Straylight	58.000	157	The1Eri	2.9060	9300.0	116	3123	No
109	GOM_NL__2PRFIN20021005_061552_000000502010_00063_03123_1619.N1	05-OCT-2002 06:15:52	Straylight	49.500	84	Alp Phe	2.3970	4500.0	99	3123	No
110	GOM_NL__2PRFIN20021005_062026_000000482010_00063_03123_1620.N1	05-OCT-2002 06:20:26	Straylight	47.500	18	24Alp PsA	1.1660	9700.0	95	3123	No
111	GOM_NL__2PRFIN20021005_062240_000000602010_00063_03123_1621.N1	05-OCT-2002 06:22:40	Straylight	59.500	52	16Bet Cet	2.0370	4500.0	119	3123	No
112	GOM_NL__2PRFIN20021005_062524_000002192010_00063_03123_1622.N1	05-OCT-2002 06:25:24	Tw_i_and_stray	219.00	165	34Gam Eri	2.9500	3200.0	438	3123	No
113	GOM_NL__2PRFIN20021005_063248_000000442010_00063_03123_1623.N1	05-OCT-2002 06:32:48	Bright	44.000	90	54Alp Peg	2.4870	11000.	88	3123	No
114	GOM_NL__2PRFIN20021005_063623_000000452010_00063_03123_1624.N1	05-OCT-2002 06:36:23	Bright	45.000	93	53Bet Peg	2.5200	3100.0	90	3123	No
115	GOM_NL__2PRFIN20021005_063922_000000752010_00063_03123_1625.N1	05-OCT-2002 06:39:22	Bright	75.000	50	13Alp Ari	2.0070	4250.0	150	3123	No
116	GOM_NL__2PRFIN20021005_064305_000000662010_00063_03123_1626.N1	05-OCT-2002 06:43:05	Bright	65.500	173	4Bet Tri	3.0040	8900.0	131	3123	No
117	GOM_NL__2PRFIN20021005_064520_000000492010_00063_03123_1627.N1	05-OCT-2002 06:45:20	Bright	49.000	68	18Alp Cas	2.2250	4500.0	98	3123	No
118	GOM_NL__2PRFIN20021005_064645_000000482010_00063_03123_1628.N1	05-OCT-2002 06:46:45	Bright	48.000	76	27Gam Cas	2.3000	30000.	96	3123	No
119	GOM_NL__2PRFIN20021005_065008_000000612010_00063_03123_1629.N1	05-OCT-2002 06:50:08	Bright	60.500	160	23Gam Per	2.9300	4700.0	121	3123	No
120	GOM_NL__2PRFIN20021005_065343_000000452010_00063_03123_1630.N1	05-OCT-2002 06:53:43	Bright	45.000	49	1Alp UMi	1.9900	6300.0	90	3123	No
121	GOM_NL__2PRFIN20021005_065603_000000452010_00063_03123_1631.N1	05-OCT-2002 06:56:03	Bright	45.000	60	7Bet UMi	2.0810	3950.0	90	3123	No
122	GOM_NL__2PRFIN20021005_070147_000000452010_00063_03123_1632.N1	05-OCT-2002 07:01:47	Bright	45.000	36	50Alp UMa	1.8000	6300.0	90	3123	No
123	GOM_NL__2PRFIN20021005_070317_000000422010_00063_03123_1633.N1	05-OCT-2002 07:03:17	Bright	42.000	82	48Bet UMa	2.3650	10600.	84	3123	No
124	GOM_NL__2PRFIN20021005_070633_000000422010_00063_03123_1634.N1	05-OCT-2002 07:06:33	Bright	41.500	174	52Psi UMa	3.0040	4400.0	83	3123	No
125	GOM_NL__2PRFIN20021005_071154_000000752010_00063_03123_1635.N1	05-OCT-2002 07:11:54	Bright	74.500	24	66Alp Gem	1.5800	10200.	149	3123	No
126	GOM_NL__2PRFIN20021005_071723_000001622010_00063_03123_1636.N1	05-OCT-2002 07:17:23	Straylight	162.00	170	27Eps Gem	3.0000	9700.0	324	3123	No
127	GOM_NL__2PRFIN20021005_072343_000000982010_00063_03123_1637.N1	05-OCT-2002 07:23:43	Dark	98.000	8	10Alp CMi	0.40000	6500.0	196	3123	No
128	GOM_NL__2PRFIN20021005_073241_000000542010_00063_03123_1638.N1	05-OCT-2002 07:32:41	Dark	53.500	65	Lam Vel	2.2040	4400.0	107	3123	No
129	GOM_NL__2PRFIN20021005_073412_000000522010_00063_03123_1639.N1	05-OCT-2002 07:34:12	Dark	52.000	70	Zet Pup	2.2460	39000.	104	3123	No
130	GOM_NL__2PRFIN20021005_073608_000001232010_00063_03123_1640.N1	05-OCT-2002 07:36:08	Dark	123.00	1	9Alp CMa	-1.4400	11000.	246	3123	No
131	GOM_NL__2PRFIN20021005_073922_000000522010_00064_03124_1606.N1	05-OCT-2002 07:39:22	Dark	51.500	161	Tau Pup	2.9310	4500.0	103	3124	No
132	GOM_NL__2PRFIN20021005_074046_000000612010_00064_03124_1607.N1	05-OCT-2002 07:40:46	Dark	61.000	2	Alp Car	-0.73600	7000.0	122	3124	No
133	GOM_NL__2PRFIN20021005_074342_000000762010_00064_03124_1608.N1	05-OCT-2002 07:43:42	Dark	75.500	108	Alp Col	2.6520	15200.	151	3124	No
134	GOM_NL__2PRFIN20021005_074722_000000452010_00064_03124_1609.N1	05-OCT-2002 07:47:22	Dark	44.500	135	Bet Hyi	2.8200	5800.0	89	3124	No
135	GOM_NL__2PRFIN20021005_074945_000000482010_00064_03124_1610.N1	05-OCT-2002 07:49:45	Dark	47.500	143	Alp Hyi	2.8570	7200.0	95	3124	No
136	GOM_NL__2PRFIN20021005_075113_000000602010_00064_03124_1611.N1	05-OCT-2002 07:51:13	Dark	60.000	9	Alp Eri	0.45300	24000.	120	3124	No
137	GOM_NL__2PRFIN20021005_075306_000000592010_00064_03124_1612.N1	05-OCT-2002 07:53:06	Straylight	58.500	157	The1Eri	2.9060	9300.0	117	3124	No
138	GOM_NL__2PRFIN20021005_075628_000000522010_00064_03124_1613.N1	05-OCT-2002 07:56:28	Straylight	52.000	84	Alp Phe	2.3970	4500.0	104	3124	No
139	GOM_NL__2PRFIN20021005_080103_000000462010_00064_03124_1614.N1	05-OCT-2002 08:01:03	Straylight	46.000	18	24Alp PsA	1.1660	9700.0	92	3124	No
140	GOM_NL__2PRFIN20021005_080316_000000592010_00064_03124_1615.N1	05-OCT-2002 08:03:16	Straylight	59.000	52	16Bet Cet	2.0370	4500.0	118	3124	No
141	GOM_NL__2PRFIN20021005_080559_000002192010_00064_03124_1616.N1	05-OCT-2002 08:05:59	Tw_i_and_stray	219.00	165	34Gam Eri	2.9500	3200.0	438	3124	No
142	GOM_NL__2PRFIN20021005_081324_000000422010_00064_03124_1617.N1	05-OCT-2002 08:13:24	Bright	41.500	90	54Alp Peg	2.4870	11000.	83	3124	No
143	GOM_NL__2PRFIN20021005_081659_000000462010_00064_03124_1618.N1	05-OCT-2002 08:16:59	Bright	45.500	93	53Bet Peg	2.5200	3100.0	91	3124	No
144	GOM_NL__2PRFIN20021005_081957_000000782010_00064_03124_1619.N1	05-OCT-2002 08:19:57	Bright	77.500	50	13Alp Ari	2.0070	4250.0	155	3124	No
145	GOM_NL__2PRFIN20021005_082340_000000672010_00064_03124_1620.N1	05-OCT-2002 08:23:40	Bright	66.500	173	4Bet Tri	3.0040	8900.0	133	3124	No
146	GOM_NL__2PRFIN20021005_082555_000000482010_00064_03124_1621.N1	05-OCT-2002 08:25:55	Bright	47.500	68	18Alp Cas	2.2250	4500.0	95	3124	No
147	GOM_NL__2PRFIN20021005_082721_000000472010_00064_03124_1622.N1	05-OCT-2002 08:27:21	Bright	47.000	76	27Gam Cas	2.3000	30000.	94	3124	No
148	GOM_NL__2PRFIN20021005_083043_000000582010_00064_03124_1623.N1	05-OCT-2002 08:30:43	Bright	57.500	160	23Gam Per	2.9300	4700.0	115	3124	No
149	GOM_NL__2PRFIN20021005_083419_000000422010_00064_03124_1624.N1	05-OCT-2002 08:34:19	Bright	42.000	49	1Alp UMi	1.9900	6300.0	84	3124	No
150	GOM_NL__2PRFIN20021005_083639_000000412010_00064_03124_1625.N1	05-OCT-2002 08:36:39	Bright	40.500	60	7Bet UMi	2.0810	3950.0	81	3124	No
151	GOM_NL__2PRFIN20021005_084223_000000442010_00064_03124_1626.N1	05-OCT-2002 08:42:23	Bright	44.000	36	50Alp UMa	1.8000	6300.0	88	3124	No
152	GOM_NL__2PRFIN20021005_084354_000000432010_00064_03124_1627.N1	05-OCT-2002 08:43:54	Bright	43.000	82	48Bet UMa	2.3650	10600.	86	3124	No
153	GOM_NL__2PRFIN20021005_084709_000000412010_00064_03124_1628.N1	05-OCT-2002 08:47:09	Bright	40.500	174	52Psi UMa	3.0040	4400.0	81	3124	No
154	GOM_NL__2PRFIN20021005_085230_000000732010_00064_03124_1629.N1	05-OCT-2002 08:52:30	Bright	72.500	24	66Alp Gem	1.5800	10200.	145	3124	No
155	GOM_NL__2PRFIN20021005_085801_000001612010_00064_03124_1630.N1	05-OCT-2002 08:58:01	Straylight	161.00	170	27Eps Gem	3.0000	9700.0	322	3124	No
156	GOM_NL__2PRFIN20021005_090420_000001022010_00064_03124_1631.N1	05-OCT-2002 09:04:20	Dark	102.00	8	10Alp CMi	0.40000	6500.0	204	3124	No
157	GOM_NL__2PRFIN20021005_091318_000000522010_00064_03124_1632.N1	05-OCT-2002 09:13:18	Dark	52.000	65	Lam Vel	2.2040	4400.0	104	3124	No
158	GOM_NL__2PRFIN20021005_091449_000000532010_00064_03124_1633.N1	05-OCT-2002 09:14:49	Dark	53.000	70	Zet Pup	2.2460	39000.	106	3124	No
159	GOM_NL__2PRFIN20021005_091646_000000982010_00064_03124_1634.N1	05-OCT-2002 09:16:46	Dark	97.500	1	9Alp CMa	-1.4400	11000.	195	3124	No
160	GOM_NL__2PRFIN20021005_091959_000000522010_00065_03125_8859.N1	05-OCT-2002 09:19:59	Dark	52.000	161	Tau Pup	2.9310	4500.0	104	3125	No

161	GOM_NL__2PRFIN20021005_092123_000000542010_00065_03125_8860.N1	05-OCT-2002 09:21:23	Dark	53.500	2	Alp Car	-0.73600	7000.0	107	3125	No
162	GOM_NL__2PRFIN20021005_092420_000000742010_00065_03125_8861.N1	05-OCT-2002 09:24:20	Dark	73.500	108	Alp Col	2.6520	15200.	147	3125	No
163	GOM_NL__2PRFIN20021005_092758_000000452010_00065_03125_8862.N1	05-OCT-2002 09:27:58	Dark	44.500	135	Bet Hyi	2.8200	5800.0	89	3125	No
164	GOM_NL__2PRFIN20021005_093022_000000462010_00065_03125_8863.N1	05-OCT-2002 09:30:22	Dark	46.000	143	Alp Hyi	2.8570	7200.0	92	3125	No
165	GOM_NL__2PRFIN20021005_093149_000000542010_00065_03125_8864.N1	05-OCT-2002 09:31:49	Dark	54.000	9	Alp Eri	0.45300	24000.	108	3125	No
166	GOM_NL__2PRFIN20021005_093343_000000572010_00065_03125_8865.N1	05-OCT-2002 09:33:43	Straylight	57.000	157	The1Eri	2.9060	9300.0	114	3125	No
167	GOM_NL__2PRFIN20021005_093705_000000502010_00065_03125_8866.N1	05-OCT-2002 09:37:05	Straylight	49.500	84	Alp Phe	2.3970	4500.0	99	3125	No
168	GOM_NL__2PRFIN20021005_094139_000000482010_00065_03125_8867.N1	05-OCT-2002 09:41:39	Straylight	47.500	18	24Alp PsA	1.1660	9700.0	95	3125	No
169	GOM_NL__2PRFIN20021005_094352_000000532010_00065_03125_8868.N1	05-OCT-2002 09:43:52	Straylight	52.500	52	16Bet Cet	2.0370	4500.0	105	3125	No
170	GOM_NL__2PRFIN20021005_094633_000002182010_00065_03125_1630.N1	05-OCT-2002 09:46:33	Tw_i_and_stray	218.00	165	34Gam Eri	2.9500	3200.0	436	3125	No
171	GOM_NL__2PRFIN20021005_095400_000000432010_00065_03125_1631.N1	05-OCT-2002 09:54:00	Bright	43.000	90	54Alp Peg	2.4870	11000.	86	3125	No
172	GOM_NL__2PRFIN20021005_095736_000000442010_00065_03125_1632.N1	05-OCT-2002 09:57:36	Bright	44.000	93	53Bet Peg	2.5200	3100.0	88	3125	No
173	GOM_NL__2PRFIN20021005_100128_000000522010_00065_03125_1633.N1	05-OCT-2002 10:01:28	Bright	52.000	53	43Bet And	2.0480	3300.0	104	3125	No
174	GOM_NL__2PRFIN20021005_100415_000000672010_00065_03125_1634.N1	05-OCT-2002 10:04:15	Bright	67.000	173	4Bet Tri	3.0040	8900.0	134	3125	No
175	GOM_NL__2PRFIN20021005_100631_000000482010_00065_03125_1635.N1	05-OCT-2002 10:06:31	Bright	48.000	68	18Alp Cas	2.2250	4500.0	96	3125	No
176	GOM_NL__2PRFIN20021005_100757_000000462010_00065_03125_1636.N1	05-OCT-2002 10:07:57	Bright	46.000	76	27Gam Cas	2.3000	30000.	92	3125	No
177	GOM_NL__2PRFIN20021005_101118_000000612010_00065_03125_1637.N1	05-OCT-2002 10:11:18	Bright	61.000	160	23Gam Per	2.9300	4700.0	122	3125	No
178	GOM_NL__2PRFIN20021005_101455_000000432010_00065_03125_1638.N1	05-OCT-2002 10:14:55	Bright	43.000	49	1Alp UMi	1.9900	6300.0	86	3125	No
179	GOM_NL__2PRFIN20021005_101716_000000442010_00065_03125_1639.N1	05-OCT-2002 10:17:16	Bright	44.000	60	7Bet UMi	2.0810	3950.0	88	3125	No
180	GOM_NL__2PRFIN20021005_102259_000000442010_00065_03125_1640.N1	05-OCT-2002 10:22:59	Bright	44.000	36	50Alp UMa	1.8000	6300.0	88	3125	No
181	GOM_NL__2PRFIN20021005_102430_000000492010_00065_03125_1641.N1	05-OCT-2002 10:24:30	Bright	49.000	82	48Bet UMa	2.3650	10600.	98	3125	No
182	GOM_NL__2PRFIN20021005_102746_000000422010_00065_03125_1642.N1	05-OCT-2002 10:27:46	Bright	41.500	174	52Psi UMa	3.0040	4400.0	83	3125	No
183	GOM_NL__2PRFIN20021005_103306_000000782010_00065_03125_1643.N1	05-OCT-2002 10:33:06	Bright	77.500	24	66Alp Gem	1.5800	10200.	155	3125	No
184	GOM_NL__2PRFIN20021005_103838_000001632010_00065_03125_1644.N1	05-OCT-2002 10:38:38	Straylight	163.00	170	27Eps Gem	3.0000	9700.0	326	3125	No
185	GOM_NL__2PRFIN20021005_104457_000000972010_00065_03125_1645.N1	05-OCT-2002 10:44:57	Dark	97.000	8	10Alp CMi	0.40000	6500.0	194	3125	No
186	GOM_NL__2PRFIN20021005_105354_000000532010_00065_03125_1646.N1	05-OCT-2002 10:53:54	Dark	52.500	65	Lam Vel	2.2040	4400.0	105	3125	No
187	GOM_NL__2PRFIN20021005_105525_000000502010_00065_03125_1647.N1	05-OCT-2002 10:55:25	Dark	49.500	70	Zet Pup	2.2460	39000.	99	3125	No
188	GOM_NL__2PRFIN20021005_105725_000001032010_00065_03125_1648.N1	05-OCT-2002 10:57:25	Dark	103.00	1	9Alp CMa	-1.4400	11000.	206	3125	No
189	GOM_NL__2PRFIN20021005_110036_000000522010_00066_03126_8858.N1	05-OCT-2002 11:00:36	Dark	52.000	161	Tau Pup	2.9310	4500.0	104	3126	No
190	GOM_NL__2PRFIN20021005_110200_000000542010_00066_03126_8859.N1	05-OCT-2002 11:02:00	Dark	53.500	2	Alp Car	-0.73600	7000.0	107	3126	No
191	GOM_NL__2PRFIN20021005_110457_000000762010_00066_03126_8860.N1	05-OCT-2002 11:04:57	Dark	75.500	108	Alp Col	2.6520	15200.	151	3126	No
192	GOM_NL__2PRFIN20021005_110835_000000432010_00066_03126_8861.N1	05-OCT-2002 11:08:35	Dark	43.000	135	Bet Hyi	2.8200	5800.0	86	3126	No
193	GOM_NL__2PRFIN20021005_111058_000000462010_00066_03126_8862.N1	05-OCT-2002 11:10:58	Dark	46.000	143	Alp Hyi	2.8570	7200.0	92	3126	No
194	GOM_NL__2PRFIN20021005_111226_000000582010_00066_03126_8863.N1	05-OCT-2002 11:12:26	Dark	58.000	9	Alp Eri	0.45300	24000.	116	3126	No
195	GOM_NL__2PRFIN20021005_111419_000000552010_00066_03126_8864.N1	05-OCT-2002 11:14:19	Straylight	55.000	157	The1Eri	2.9060	9300.0	110	3126	No
196	GOM_NL__2PRFIN20021005_111741_000000502010_00066_03126_8865.N1	05-OCT-2002 11:17:41	Straylight	50.000	84	Alp Phe	2.3970	4500.0	100	3126	No
197	GOM_NL__2PRFIN20021005_112215_000000482010_00066_03126_8866.N1	05-OCT-2002 11:22:15	Straylight	48.000	18	24Alp PsA	1.1660	9700.0	96	3126	No
198	GOM_NL__2PRFIN20021005_112429_000000562010_00066_03126_8867.N1	05-OCT-2002 11:24:29	Straylight	56.000	52	16Bet Cet	2.0370	4500.0	112	3126	No
199	GOM_NL__2PRFIN20021005_112708_000002182010_00066_03126_8868.N1	05-OCT-2002 11:27:08	Tw_i_and_stray	218.00	165	34Gam Eri	2.9500	3200.0	436	3126	No
200	GOM_NL__2PRFIN20021005_113436_000000432010_00066_03126_1636.N1	05-OCT-2002 11:34:36	Bright	43.000	90	54Alp Peg	2.4870	11000.	86	3126	No
201	GOM_NL__2PRFIN20021005_113812_000000422010_00066_03126_1637.N1	05-OCT-2002 11:38:12	Bright	42.000	93	53Bet Peg	2.5200	3100.0	84	3126	No
202	GOM_NL__2PRFIN20021005_114204_000000532010_00066_03126_1638.N1	05-OCT-2002 11:42:04	Bright	53.000	53	43Bet And	2.0480	3300.0	106	3126	No
203	GOM_NL__2PRFIN20021005_114450_000000642010_00066_03126_1639.N1	05-OCT-2002 11:44:50	Bright	63.500	173	4Bet Tri	3.0040	8900.0	127	3126	No
204	GOM_NL__2PRFIN20021005_114707_000000462010_00066_03126_1640.N1	05-OCT-2002 11:47:07	Bright	45.500	68	18Alp Cas	2.2250	4500.0	91	3126	No
205	GOM_NL__2PRFIN20021005_114833_000000462010_00066_03126_1641.N1	05-OCT-2002 11:48:33	Bright	46.000	76	27Gam Cas	2.3000	30000.	92	3126	No
206	GOM_NL__2PRFIN20021005_115153_000000602010_00066_03126_1642.N1	05-OCT-2002 11:51:53	Bright	60.000	160	23Gam Per	2.9300	4700.0	120	3126	No
207	GOM_NL__2PRFIN20021005_115531_000000422010_00066_03126_1643.N1	05-OCT-2002 11:55:31	Bright	42.000	49	1Alp UMi	1.9900	6300.0	84	3126	No
208	GOM_NL__2PRFIN20021005_115752_000000432010_00066_03126_1644.N1	05-OCT-2002 11:57:52	Bright	42.500	60	7Bet UMi	2.0810	3950.0	85	3126	No
209	GOM_NL__2PRFIN20021005_120335_000000442010_00066_03126_1645.N1	05-OCT-2002 12:03:35	Bright	44.000	36	50Alp UMa	1.8000	6300.0	88	3126	No
210	GOM_NL__2PRFIN20021005_120506_000000412010_00066_03126_1646.N1	05-OCT-2002 12:05:06	Bright	41.000	82	48Bet UMa	2.3650	10600.	82	3126	No
211	GOM_NL__2PRFIN20021005_120822_000000412010_00066_03126_1647.N1	05-OCT-2002 12:08:22	Bright	40.500	174	52Psi UMa	3.0040	4400.0	81	3126	No
212	GOM_NL__2PRFIN20021005_121343_000000752010_00066_03126_1648.N1	05-OCT-2002 12:13:43	Bright	74.500	24	66Alp Gem	1.5800	10200.	149	3126	No
213	GOM_NL__2PRFIN20021005_121915_000001682010_00066_03126_1649.N1	05-OCT-2002 12:19:15	Straylight	168.00	170	27Eps Gem	3.0000	9700.0	336	3126	No
214	GOM_NL__2PRFIN20021005_122535_000000922010_00066_03126_1650.N1	05-OCT-2002 12:25:35	Dark	91.500	8	10Alp CMi	0.40000	6500.0	183	3126	No
215	GOM_NL__2PRFIN20021005_123431_000000532010_00066_03126_1651.N1	05-OCT-2002 12:34:31	Dark	52.500	65	Lam Vel	2.2040	4400.0	105	3126	No
216	GOM_NL__2PRFIN20021005_123602_000000512010_00066_03126_1652.N1	05-OCT-2002 12:36:02	Dark	50.500	70	Zet Pup	2.2460	39000.	101	3126	No
217	GOM_NL__2PRFIN20021005_123803_000001012010_00066_03126_1653.N1	05-OCT-2002 12:38:03	Dark	101.00	1	9Alp CMa	-1.4400	11000.	202	3126	No
218	GOM_NL__2PRFIN20021005_124113_000000542010_00067_03127_8857.N1	05-OCT-2002 12:41:13	Dark	53.500	161	Tau Pup	2.9310	4500.0	107	3127	No
219	GOM_NL__2PRFIN20021005_124237_000000522010_00067_03127_8858.N1	05-OCT-2002 12:42:37	Dark	51.500	2	Alp Car	-0.73600	7000.0	103	3127	No

220	GOM_NL__2PRFIN20021005_124535_000000742010_00067_03127_8859.N1	05-OCT-2002 12:45:35	Dark	73.500	108	Alp Col	2.6520	15200.	147	3127	No
221	GOM_NL__2PRFIN20021005_124911_000000432010_00067_03127_8860.N1	05-OCT-2002 12:49:11	Dark	43.000	135	Bet Hyi	2.8200	5800.0	86	3127	No
222	GOM_NL__2PRFIN20021005_125135_000000442010_00067_03127_8861.N1	05-OCT-2002 12:51:35	Dark	44.000	143	Alp Hyi	2.8570	7200.0	88	3127	No
223	GOM_NL__2PRFIN20021005_125302_000000462010_00067_03127_8862.N1	05-OCT-2002 12:53:02	Dark	45.500	9	Alp Eri	0.45300	24000.	91	3127	No
224	GOM_NL__2PRFIN20021005_125456_000000592010_00067_03127_8863.N1	05-OCT-2002 12:54:56	Straylight	58.500	157	The1Eri	2.9060	9300.0	117	3127	No
225	GOM_NL__2PRFIN20021005_125818_000000472010_00067_03127_8864.N1	05-OCT-2002 12:58:18	Straylight	47.000	84	Alp Phe	2.3970	4500.0	94	3127	No
226	GOM_NL__2PRFIN20021005_130251_000000492010_00067_03127_8865.N1	05-OCT-2002 13:02:51	Straylight	49.000	18	24Alp PsA	1.1660	9700.0	98	3127	No
227	GOM_NL__2PRFIN20021005_130505_000000592010_00067_03127_8866.N1	05-OCT-2002 13:05:05	Straylight	58.500	52	16Bet Cet	2.0370	4500.0	117	3127	No
228	GOM_NL__2PRFIN20021005_130743_000002182010_00067_03127_1632.N1	05-OCT-2002 13:07:43	Tw_i_and_stray	218.00	165	34Gam Eri	2.9500	3200.0	436	3127	No
229	GOM_NL__2PRFIN20021005_131513_000000422010_00067_03127_1633.N1	05-OCT-2002 13:15:13	Bright	42.000	90	54Alp Peg	2.4870	11000.	84	3127	No
230	GOM_NL__2PRFIN20021005_131848_000000442010_00067_03127_1634.N1	05-OCT-2002 13:18:48	Bright	44.000	93	53Bet Peg	2.5200	3100.0	88	3127	No
231	GOM_NL__2PRFIN20021005_132239_000000522010_00067_03127_1635.N1	05-OCT-2002 13:22:39	Bright	51.500	53	43Bet And	2.0480	3300.0	103	3127	No
232	GOM_NL__2PRFIN20021005_132525_000000642010_00067_03127_1636.N1	05-OCT-2002 13:25:25	Bright	63.500	173	4Bet Tri	3.0040	8900.0	127	3127	No
233	GOM_NL__2PRFIN20021005_132743_000000472010_00067_03127_1637.N1	05-OCT-2002 13:27:43	Bright	47.000	68	18Alp Cas	2.2250	4500.0	94	3127	No
234	GOM_NL__2PRFIN20021005_132908_000000472010_00067_03127_1638.N1	05-OCT-2002 13:29:08	Bright	47.000	76	27Gam Cas	2.3000	30000.	94	3127	No
235	GOM_NL__2PRFIN20021005_133228_000000612010_00067_03127_1639.N1	05-OCT-2002 13:32:28	Bright	60.500	160	23Gam Per	2.9300	4700.0	121	3127	No
236	GOM_NL__2PRFIN20021005_133607_000000442010_00067_03127_1640.N1	05-OCT-2002 13:36:07	Bright	43.500	49	1Alp UMi	1.9900	6300.0	87	3127	No
237	GOM_NL__2PRFIN20021005_133829_000000422010_00067_03127_1641.N1	05-OCT-2002 13:38:29	Bright	41.500	60	7Bet UMi	2.0810	3950.0	83	3127	No
238	GOM_NL__2PRFIN20021005_134412_000000432010_00067_03127_1642.N1	05-OCT-2002 13:44:12	Bright	43.000	36	50Alp UMa	1.8000	6300.0	86	3127	No
239	GOM_NL__2PRFIN20021005_134543_000000402010_00067_03127_1643.N1	05-OCT-2002 13:45:43	Bright	39.500	82	48Bet UMa	2.3650	10600.	79	3127	No
240	GOM_NL__2PRFIN20021005_134858_000000412010_00067_03127_1644.N1	05-OCT-2002 13:48:58	Bright	41.000	174	52Psi UMa	3.0040	4400.0	82	3127	No
241	GOM_NL__2PRFIN20021005_135419_000000752010_00067_03127_1645.N1	05-OCT-2002 13:54:19	Bright	74.500	24	66Alp Gem	1.5800	10200.	149	3127	No
242	GOM_NL__2PRFIN20021005_135952_000001652010_00067_03127_1646.N1	05-OCT-2002 13:59:52	Straylight	165.00	170	27Eps Gem	3.0000	9700.0	330	3127	No
243	GOM_NL__2PRFIN20021005_140612_000001102010_00067_03127_1647.N1	05-OCT-2002 14:06:12	Dark	110.00	8	10Alp CMi	0.40000	6500.0	220	3127	No
244	GOM_NL__2PRFIN20021005_141508_000000532010_00067_03127_1648.N1	05-OCT-2002 14:15:08	Dark	52.500	65	Lam Vel	2.2040	4400.0	105	3127	No
245	GOM_NL__2PRFIN20021005_141639_000000502010_00067_03127_1649.N1	05-OCT-2002 14:16:39	Dark	50.000	70	Zet Pup	2.2460	39000.	100	3127	No
246	GOM_NL__2PRFIN20021005_141841_000001052010_00067_03127_1650.N1	05-OCT-2002 14:18:41	Dark	105.00	1	9Alp CMa	-1.4400	11000.	210	3127	No
247	GOM_NL__2PRFIN20021005_142149_000000512010_00068_03128_8856.N1	05-OCT-2002 14:21:49	Dark	50.500	161	Tau Pup	2.9310	4500.0	101	3128	No
248	GOM_NL__2PRFIN20021005_142314_000000572010_00068_03128_8857.N1	05-OCT-2002 14:23:14	Dark	56.500	2	Alp Car	-0.73600	7000.0	113	3128	No
249	GOM_NL__2PRFIN20021005_142612_000000742010_00068_03128_8858.N1	05-OCT-2002 14:26:12	Dark	73.500	108	Alp Col	2.6520	15200.	147	3128	No
250	GOM_NL__2PRFIN20021005_142947_000000432010_00068_03128_8859.N1	05-OCT-2002 14:29:47	Dark	43.000	135	Bet Hyi	2.8200	5800.0	86	3128	No
251	GOM_NL__2PRFIN20021005_143211_000000452010_00068_03128_8860.N1	05-OCT-2002 14:32:11	Dark	45.000	143	Alp Hyi	2.8570	7200.0	90	3128	No
252	GOM_NL__2PRFIN20021005_143339_000000512010_00068_03128_8861.N1	05-OCT-2002 14:33:39	Dark	51.000	9	Alp Eri	0.45300	24000.	102	3128	No
253	GOM_NL__2PRFIN20021005_143533_000000592010_00068_03128_8862.N1	05-OCT-2002 14:35:33	Straylight	59.000	157	The1Eri	2.9060	9300.0	118	3128	No
254	GOM_NL__2PRFIN20021005_143854_000000462010_00068_03128_8863.N1	05-OCT-2002 14:38:54	Straylight	46.000	84	Alp Phe	2.3970	4500.0	92	3128	No
255	GOM_NL__2PRFIN20021005_144328_000000492010_00068_03128_8864.N1	05-OCT-2002 14:43:28	Straylight	48.500	18	24Alp PsA	1.1660	9700.0	97	3128	No
256	GOM_NL__2PRFIN20021005_144541_000000562010_00068_03128_8865.N1	05-OCT-2002 14:45:41	Straylight	55.500	52	16Bet Cet	2.0370	4500.0	111	3128	No
257	GOM_NL__2PRFIN20021005_144818_000002182010_00068_03128_1632.N1	05-OCT-2002 14:48:18	Tw_i_and_stray	218.00	165	34Gam Eri	2.9500	3200.0	436	3128	No
258	GOM_NL__2PRFIN20021005_145549_000000422010_00068_03128_1633.N1	05-OCT-2002 14:55:49	Bright	41.500	90	54Alp Peg	2.4870	11000.	83	3128	No
259	GOM_NL__2PRFIN20021005_145925_000000412010_00068_03128_1634.N1	05-OCT-2002 14:59:25	Bright	41.000	93	53Bet Peg	2.5200	3100.0	82	3128	No
260	GOM_NL__2PRFIN20021005_150314_000000562010_00068_03128_1635.N1	05-OCT-2002 15:03:14	Bright	56.000	53	43Bet And	2.0480	3300.0	112	3128	No
261	GOM_NL__2PRFIN20021005_150559_000000622010_00068_03128_1636.N1	05-OCT-2002 15:05:59	Bright	62.000	173	4Bet Tri	3.0040	8900.0	124	3128	No
262	GOM_NL__2PRFIN20021005_150818_000000502010_00068_03128_1637.N1	05-OCT-2002 15:08:18	Bright	49.500	68	18Alp Cas	2.2250	4500.0	99	3128	No
263	GOM_NL__2PRFIN20021005_150943_000000482010_00068_03128_1638.N1	05-OCT-2002 15:09:43	Bright	47.500	76	27Gam Cas	2.3000	30000.	95	3128	No
264	GOM_NL__2PRFIN20021005_151302_000000572010_00068_03128_1639.N1	05-OCT-2002 15:13:02	Bright	56.500	160	23Gam Per	2.9300	4700.0	113	3128	No
265	GOM_NL__2PRFIN20021005_151642_000000442010_00068_03128_1640.N1	05-OCT-2002 15:16:42	Bright	44.000	49	1Alp UMi	1.9900	6300.0	88	3128	No
266	GOM_NL__2PRFIN20021005_151904_000000452010_00068_03128_1641.N1	05-OCT-2002 15:19:04	Bright	44.500	60	7Bet UMi	2.0810	3950.0	89	3128	No
267	GOM_NL__2PRFIN20021005_152447_000000442010_00068_03128_1642.N1	05-OCT-2002 15:24:47	Bright	44.000	36	50Alp UMa	1.8000	6300.0	88	3128	No
268	GOM_NL__2PRFIN20021005_152617_000000442010_00068_03128_1643.N1	05-OCT-2002 15:26:17	Bright	44.000	82	48Bet UMa	2.3650	10600.	88	3128	No
269	GOM_NL__2PRFIN20021005_152933_000000432010_00068_03128_1644.N1	05-OCT-2002 15:29:33	Bright	42.500	174	52Psi UMa	3.0040	4400.0	85	3128	No
270	GOM_NL__2PRFIN20021005_153454_000000772010_00068_03128_1645.N1	05-OCT-2002 15:34:54	Bright	77.000	24	66Alp Gem	1.5800	10200.	154	3128	No
271	GOM_NL__2PRFIN20021005_154029_000001532010_00068_03128_1646.N1	05-OCT-2002 15:40:29	Straylight	152.50	170	27Eps Gem	3.0000	9700.0	305	3128	No
272	GOM_NL__2PRFIN20021005_154649_000000992010_00068_03128_1647.N1	05-OCT-2002 15:46:49	Dark	98.500	8	10Alp CMi	0.40000	6500.0	197	3128	No
273	GOM_NL__2PRFIN20021005_155543_000000522010_00068_03128_1648.N1	05-OCT-2002 15:55:43	Dark	52.000	65	Lam Vel	2.2040	4400.0	104	3128	No
274	GOM_NL__2PRFIN20021005_155715_000000522010_00068_03128_1649.N1	05-OCT-2002 15:57:15	Dark	52.000	70	Zet Pup	2.2460	39000.	104	3128	No
275	GOM_NL__2PRFIN20021005_155919_000001032010_00068_03128_1650.N1	05-OCT-2002 15:59:19	Dark	102.50	1	9Alp CMa	-1.4400	11000.	205	3128	No
276	GOM_NL__2PRFIN20021005_160224_000000542010_00069_03129_8855.N1	05-OCT-2002 16:02:24	Dark	53.500	161	Tau Pup	2.9310	4500.0	107	3129	No
277	GOM_NL__2PRFIN20021005_160349_000000562010_00069_03129_8856.N1	05-OCT-2002 16:03:49	Dark	55.500	2	Alp Car	-0.73600	7000.0	111	3129	No
278	GOM_NL__2PRFIN20021005_160649_000000742010_00069_03129_8857.N1	05-OCT-2002 16:06:49	Dark	74.000	108	Alp Col	2.6520	15200.	148	3129	No

279	GOM_NL__2PRFIN20021005_161023_000000452010_00069_03129_8858.N1	05-OCT-2002 16:10:23	Dark	44.500	135	Bet Hyi	2.8200	5800.0	89	3129	No
280	GOM_NL__2PRFIN20021005_161246_000000472010_00069_03129_8859.N1	05-OCT-2002 16:12:46	Dark	46.500	143	Alp Hyi	2.8570	7200.0	93	3129	No
281	GOM_NL__2PRFIN20021005_161414_000000572010_00069_03129_8860.N1	05-OCT-2002 16:14:14	Dark	57.000	9	Alp Eri	0.45300	24000.	114	3129	No
282	GOM_NL__2PRFIN20021005_161608_000000582010_00069_03129_8861.N1	05-OCT-2002 16:16:08	Straylight	57.500	157	The1Eri	2.9060	9300.0	115	3129	No
283	GOM_NL__2PRFIN20021005_161929_000000472010_00069_03129_8862.N1	05-OCT-2002 16:19:29	Straylight	47.000	84	Alp Phe	2.3970	4500.0	94	3129	No
284	GOM_NL__2PRFIN20021005_162403_000000522010_00069_03129_8863.N1	05-OCT-2002 16:24:03	Straylight	52.000	18	24Alp PsA	1.1660	9700.0	104	3129	No
285	GOM_NL__2PRFIN20021005_162616_000000562010_00069_03129_1623.N1	05-OCT-2002 16:26:16	Straylight	55.500	52	16Bet Cet	2.0370	4500.0	111	3129	No
286	GOM_NL__2PRFIN20021005_162852_000002182010_00069_03129_1624.N1	05-OCT-2002 16:28:52	Tw_i_and_stray	218.00	165	34Gam Eri	2.9500	3200.0	436	3129	No
287	GOM_NL__2PRFIN20021005_163624_000000442010_00069_03129_1625.N1	05-OCT-2002 16:36:24	Bright	44.000	90	54Alp Peg	2.4870	11000.	88	3129	No
288	GOM_NL__2PRFIN20021005_163959_000000452010_00069_03129_1626.N1	05-OCT-2002 16:39:59	Bright	44.500	93	53Bet Peg	2.5200	3100.0	89	3129	No
289	GOM_NL__2PRFIN20021005_164349_000000552010_00069_03129_1627.N1	05-OCT-2002 16:43:49	Bright	54.500	53	43Bet And	2.0480	3300.0	109	3129	No
290	GOM_NL__2PRFIN20021005_164634_000000662010_00069_03129_1628.N1	05-OCT-2002 16:46:34	Bright	66.000	173	4Bet Tri	3.0040	8900.0	132	3129	No
291	GOM_NL__2PRFIN20021005_164853_000000492010_00069_03129_1629.N1	05-OCT-2002 16:48:53	Bright	49.000	68	18Alp Cas	2.2250	4500.0	98	3129	No
292	GOM_NL__2PRFIN20021005_165018_000000482010_00069_03129_1630.N1	05-OCT-2002 16:50:18	Bright	48.000	76	27Gam Cas	2.3000	30000.	96	3129	No
293	GOM_NL__2PRFIN20021005_165338_000000602010_00069_03129_1631.N1	05-OCT-2002 16:53:38	Bright	60.000	160	23Gam Per	2.9300	4700.0	120	3129	No
294	GOM_NL__2PRFIN20021005_165718_000000452010_00069_03129_1632.N1	05-OCT-2002 16:57:18	Bright	44.500	49	1Alp UMi	1.9900	6300.0	89	3129	No
295	GOM_NL__2PRFIN20021005_165940_000000452010_00069_03129_1633.N1	05-OCT-2002 16:59:40	Bright	45.000	60	7Bet UMi	2.0810	3950.0	90	3129	No
296	GOM_NL__2PRFIN20021005_170523_000000432010_00069_03129_1634.N1	05-OCT-2002 17:05:23	Bright	42.500	36	50Alp UMa	1.8000	6300.0	85	3129	No
297	GOM_NL__2PRFIN20021005_170653_000000442010_00069_03129_1635.N1	05-OCT-2002 17:06:53	Bright	43.500	82	48Bet UMa	2.3650	10600.	87	3129	No
298	GOM_NL__2PRFIN20021005_171009_000000582010_00069_03129_1636.N1	05-OCT-2002 17:10:09	Bright	58.000	174	52Psi UMa	3.0040	4400.0	116	3129	No
299	GOM_NL__2PRFIN20021005_171530_000000722010_00069_03129_1637.N1	05-OCT-2002 17:15:30	Bright	72.000	24	66Alp Gem	1.5800	10200.	144	3129	No
300	GOM_NL__2PRFIN20021005_172106_000001672010_00069_03129_1638.N1	05-OCT-2002 17:21:06	Straylight	166.50	170	27Eps Gem	3.0000	9700.0	333	3129	No
301	GOM_NL__2PRFIN20021005_172726_000001072010_00069_03129_1639.N1	05-OCT-2002 17:27:26	Dark	107.00	8	10Alp CMi	0.40000	6500.0	214	3129	No
302	GOM_NL__2PRFIN20021005_173619_000000522010_00069_03129_1640.N1	05-OCT-2002 17:36:19	Dark	52.000	65	Lam Vel	2.2040	4400.0	104	3129	No
303	GOM_NL__2PRFIN20021005_173751_000000552010_00069_03129_1641.N1	05-OCT-2002 17:37:51	Dark	55.000	70	Zet Pup	2.2460	39000.	110	3129	No
304	GOM_NL__2PRFIN20021005_173957_000001042010_00069_03129_1642.N1	05-OCT-2002 17:39:57	Dark	103.50	1	9Alp CMa	-1.4400	11000.	207	3129	No
305	GOM_NL__2PRFIN20021005_174302_000000522010_00070_03130_8874.N1	05-OCT-2002 17:43:02	Dark	51.500	161	Tau Pup	2.9310	4500.0	103	3130	No
306	GOM_NL__2PRFIN20021005_174426_000000562010_00070_03130_8875.N1	05-OCT-2002 17:44:26	Dark	56.000	2	Alp Car	-0.73600	7000.0	112	3130	No
307	GOM_NL__2PRFIN20021005_174726_000000772010_00070_03130_8876.N1	05-OCT-2002 17:47:26	Dark	76.500	108	Alp Col	2.6520	15200.	153	3130	No
308	GOM_NL__2PRFIN20021005_175058_000000452010_00070_03130_8877.N1	05-OCT-2002 17:50:58	Dark	44.500	135	Bet Hyi	2.8200	5800.0	89	3130	No
309	GOM_NL__2PRFIN20021005_175323_000000472010_00070_03130_8878.N1	05-OCT-2002 17:53:23	Dark	47.000	143	Alp Hyi	2.8570	7200.0	94	3130	No
310	GOM_NL__2PRFIN20021005_175450_000000592010_00070_03130_8879.N1	05-OCT-2002 17:54:50	Dark	58.500	9	Alp Eri	0.45300	24000.	117	3130	No
311	GOM_NL__2PRFIN20021005_175645_000000592010_00070_03130_8880.N1	05-OCT-2002 17:56:45	Straylight	58.500	157	The1Eri	2.9060	9300.0	117	3130	No
312	GOM_NL__2PRFIN20021005_180005_000000572010_00070_03130_8881.N1	05-OCT-2002 18:00:05	Straylight	57.000	84	Alp Phe	2.3970	4500.0	114	3130	No
313	GOM_NL__2PRFIN20021005_180439_000000482010_00070_03130_1714.N1	05-OCT-2002 18:04:39	Straylight	48.000	18	24Alp PsA	1.1660	9700.0	96	3130	No
314	GOM_NL__2PRFIN20021005_180652_000000562010_00070_03130_1715.N1	05-OCT-2002 18:06:52	Straylight	55.500	52	16Bet Cet	2.0370	4500.0	111	3130	No
315	GOM_NL__2PRFIN20021005_180927_000002182010_00070_03130_1716.N1	05-OCT-2002 18:09:27	Tw_i_and_stray	218.00	165	34Gam Eri	2.9500	3200.0	436	3130	No
316	GOM_NL__2PRFIN20021005_181700_000000442010_00070_03130_1717.N1	05-OCT-2002 18:17:00	Bright	44.000	90	54Alp Peg	2.4870	11000.	88	3130	No
317	GOM_NL__2PRFIN20021005_182036_000000472010_00070_03130_1718.N1	05-OCT-2002 18:20:36	Bright	46.500	93	53Bet Peg	2.5200	3100.0	93	3130	No
318	GOM_NL__2PRFIN20021005_182425_000000532010_00070_03130_1719.N1	05-OCT-2002 18:24:25	Bright	53.000	53	43Bet And	2.0480	3300.0	106	3130	No
319	GOM_NL__2PRFIN20021005_182709_000000652010_00070_03130_1720.N1	05-OCT-2002 18:27:09	Bright	65.000	173	4Bet Tri	3.0040	8900.0	130	3130	No
320	GOM_NL__2PRFIN20021005_182929_000000482010_00070_03130_1721.N1	05-OCT-2002 18:29:29	Bright	48.000	68	18Alp Cas	2.2250	4500.0	96	3130	No
321	GOM_NL__2PRFIN20021005_183054_000000482010_00070_03130_1722.N1	05-OCT-2002 18:30:54	Bright	47.500	76	27Gam Cas	2.3000	30000.	95	3130	No
322	GOM_NL__2PRFIN20021005_183413_000000602010_00070_03130_1723.N1	05-OCT-2002 18:34:13	Bright	60.000	160	23Gam Per	2.9300	4700.0	120	3130	No
323	GOM_NL__2PRFIN20021005_183754_000000422010_00070_03130_1724.N1	05-OCT-2002 18:37:54	Bright	42.000	49	1Alp UMi	1.9900	6300.0	84	3130	No
324	GOM_NL__2PRFIN20021005_184016_000000452010_00070_03130_1725.N1	05-OCT-2002 18:40:16	Bright	45.000	60	7Bet UMi	2.0810	3950.0	90	3130	No
325	GOM_NL__2PRFIN20021005_184559_000000452010_00070_03130_1726.N1	05-OCT-2002 18:45:59	Bright	44.500	36	50Alp UMa	1.8000	6300.0	89	3130	No
326	GOM_NL__2PRFIN20021005_184730_000000432010_00070_03130_1727.N1	05-OCT-2002 18:47:30	Bright	42.500	82	48Bet UMa	2.3650	10600.	85	3130	No
327	GOM_NL__2PRFIN20021005_185046_000000422010_00070_03130_1728.N1	05-OCT-2002 18:50:46	Bright	41.500	174	52Psi UMa	3.0040	4400.0	83	3130	No
328	GOM_NL__2PRFIN20021005_185744_000000832010_00070_03130_1729.N1	05-OCT-2002 18:57:44	Bright	83.000	17	78Bet Gem	1.1610	4500.0	166	3130	No
329	GOM_NL__2PRFIN20021005_190144_000001532010_00070_03130_1730.N1	05-OCT-2002 19:01:44	Straylight	152.50	170	27Eps Gem	3.0000	9700.0	305	3130	No
330	GOM_NL__2PRFIN20021005_190803_000001022010_00070_03130_1731.N1	05-OCT-2002 19:08:03	Dark	102.00	8	10Alp CMi	0.40000	6500.0	204	3130	No
331	GOM_NL__2PRFIN20021005_191449_000000572010_00070_03130_1732.N1	05-OCT-2002 19:14:49	Dark	57.000	132	15Rho Pup	2.8030	6900.0	114	3130	No
332	GOM_NL__2PRFIN20021005_191656_000000572010_00070_03130_1733.N1	05-OCT-2002 19:16:56	Dark	56.500	65	Lam Vel	2.2040	4400.0	113	3130	No
333	GOM_NL__2PRFIN20021005_191842_000000622010_00070_03130_1734.N1	05-OCT-2002 19:18:42	Dark	62.000	88	31Eta CMa	2.4480	20000.	124	3130	No
334	GOM_NL__2PRFIN20021005_192035_000001092010_00070_03130_1735.N1	05-OCT-2002 19:20:35	Dark	108.50	1	9Alp CMa	-1.4400	11000.	217	3130	No
335	GOM_NL__2PRFIN20021005_192338_000000542010_00071_03131_8873.N1	05-OCT-2002 19:23:38	Dark	53.500	161	Tau Pup	2.9310	4500.0	107	3131	No
336	GOM_NL__2PRFIN20021005_192502_000000672010_00071_03131_8874.N1	05-OCT-2002 19:25:02	Dark	66.500	2	Alp Car	-0.73600	7000.0	133	3131	No
337	GOM_NL__2PRFIN20021005_192804_000000752010_00071_03131_8875.N1	05-OCT-2002 19:28:04	Dark	75.000	108	Alp Col	2.6520	15200.	150	3131	No

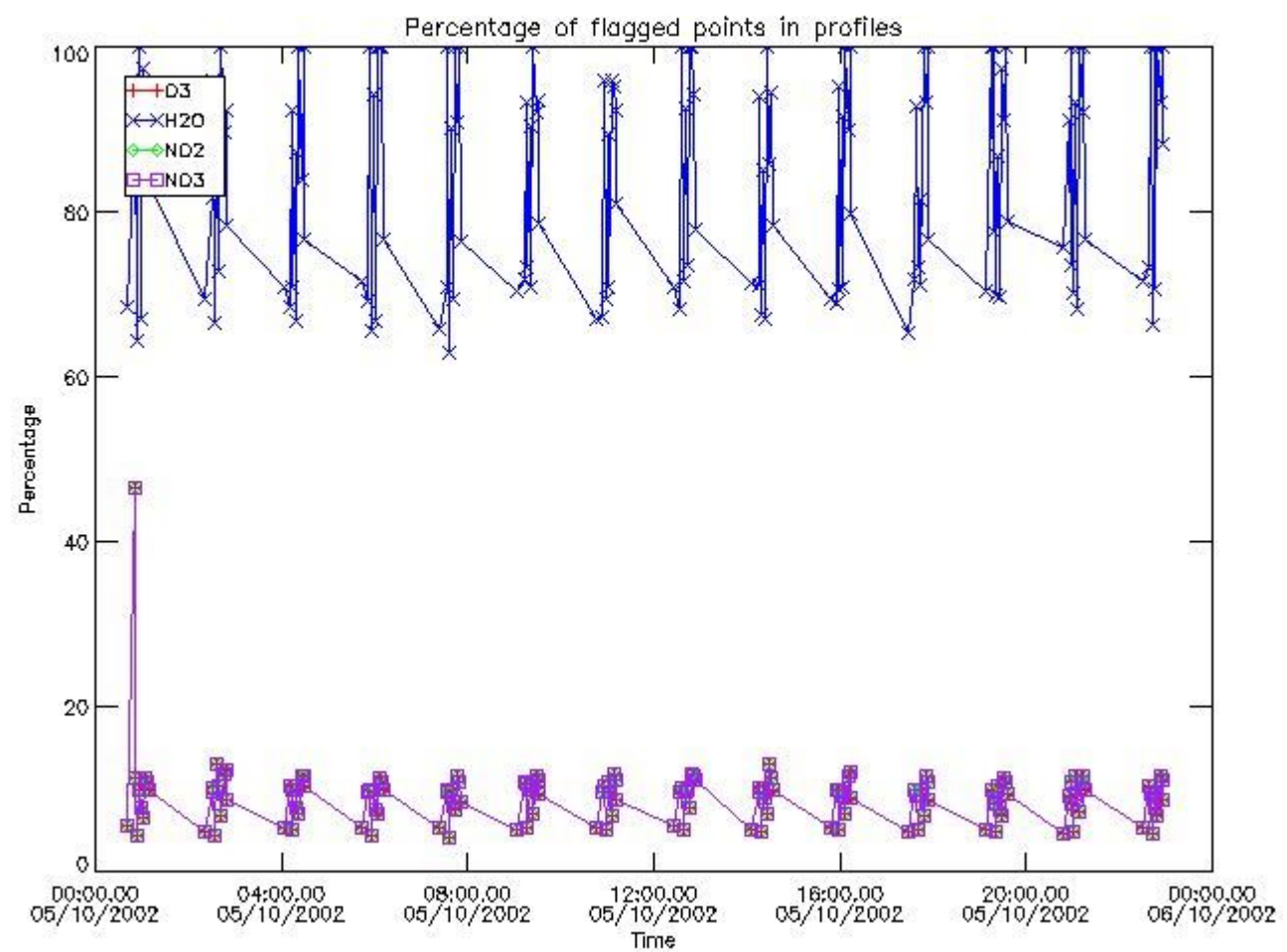
338	GOM_NL__2PRFIN20021005_193134_000000452010_00071_03131_8876.N1	05-OCT-2002 19:31:34	Dark	45.000	135	Bet Hyi	2.8200	5800.0	90	3131	No
339	GOM_NL__2PRFIN20021005_193359_000000472010_00071_03131_8877.N1	05-OCT-2002 19:33:59	Dark	46.500	143	Alp Hyi	2.8570	7200.0	93	3131	No
340	GOM_NL__2PRFIN20021005_193526_000000552010_00071_03131_8878.N1	05-OCT-2002 19:35:26	Dark	54.500	9	Alp Eri	0.45300	24000.	109	3131	No
341	GOM_NL__2PRFIN20021005_193721_000000582010_00071_03131_8879.N1	05-OCT-2002 19:37:21	Straylight	58.000	157	The1Eri	2.9060	9300.0	116	3131	No
342	GOM_NL__2PRFIN20021005_194041_000000552010_00071_03131_8880.N1	05-OCT-2002 19:40:41	Straylight	54.500	84	Alp Phe	2.3970	4500.0	109	3131	No
343	GOM_NL__2PRFIN20021005_194515_000000562010_00071_03131_1639.N1	05-OCT-2002 19:45:15	Straylight	56.000	18	24Alp PsA	1.1660	9700.0	112	3131	No
344	GOM_NL__2PRFIN20021005_194728_000000562010_00071_03131_1640.N1	05-OCT-2002 19:47:28	Straylight	55.500	52	16Bet Cet	2.0370	4500.0	111	3131	No
345	GOM_NL__2PRFIN20021005_195002_000002182010_00071_03131_1641.N1	05-OCT-2002 19:50:02	Tw_i_and_stray	218.00	165	34Gam Eri	2.9500	3200.0	436	3131	No
346	GOM_NL__2PRFIN20021005_195736_000000442010_00071_03131_1642.N1	05-OCT-2002 19:57:36	Bright	43.500	90	54Alp Peg	2.4870	11000.	87	3131	No
347	GOM_NL__2PRFIN20021005_200111_000000432010_00071_03131_1643.N1	05-OCT-2002 20:01:11	Bright	43.000	93	53Bet Peg	2.5200	3100.0	86	3131	No
348	GOM_NL__2PRFIN20021005_200500_000000582010_00071_03131_1644.N1	05-OCT-2002 20:05:00	Bright	57.500	53	43Bet And	2.0480	3300.0	115	3131	No
349	GOM_NL__2PRFIN20021005_200743_000000652010_00071_03131_1645.N1	05-OCT-2002 20:07:43	Bright	65.000	173	4Bet Tri	3.0040	8900.0	130	3131	No
350	GOM_NL__2PRFIN20021005_201004_000000492010_00071_03131_1646.N1	05-OCT-2002 20:10:04	Bright	48.500	68	18Alp Cas	2.2250	4500.0	97	3131	No
351	GOM_NL__2PRFIN20021005_201129_000000472010_00071_03131_1647.N1	05-OCT-2002 20:11:29	Bright	46.500	76	27Gam Cas	2.3000	30000.	93	3131	No
352	GOM_NL__2PRFIN20021005_201447_000000612010_00071_03131_1648.N1	05-OCT-2002 20:14:47	Bright	60.500	160	23Gam Per	2.9300	4700.0	121	3131	No
353	GOM_NL__2PRFIN20021005_201830_000000422010_00071_03131_1649.N1	05-OCT-2002 20:18:30	Bright	42.000	49	1Alp UMi	1.9900	6300.0	84	3131	No
354	GOM_NL__2PRFIN20021005_202052_000000452010_00071_03131_1650.N1	05-OCT-2002 20:20:52	Bright	45.000	60	7Bet UMi	2.0810	3950.0	90	3131	No
355	GOM_NL__2PRFIN20021005_202634_000000452010_00071_03131_1651.N1	05-OCT-2002 20:26:34	Bright	45.000	36	50Alp UMa	1.8000	6300.0	90	3131	No
356	GOM_NL__2PRFIN20021005_202805_000000442010_00071_03131_1652.N1	05-OCT-2002 20:28:05	Bright	44.000	82	48Bet UMa	2.3650	10600.	88	3131	No
357	GOM_NL__2PRFIN20021005_203121_000000432010_00071_03131_1653.N1	05-OCT-2002 20:31:21	Bright	42.500	174	52Psi UMa	3.0040	4400.0	85	3131	No
358	GOM_NL__2PRFIN20021005_203820_000000882010_00071_03131_1654.N1	05-OCT-2002 20:38:20	Bright	87.500	17	78Bet Gem	1.1610	4500.0	175	3131	No
359	GOM_NL__2PRFIN20021005_204221_000001672010_00071_03131_1655.N1	05-OCT-2002 20:42:21	Straylight	167.00	170	27Eps Gem	3.0000	9700.0	334	3131	No
360	GOM_NL__2PRFIN20021005_204840_000001112010_00071_03131_1656.N1	05-OCT-2002 20:48:40	Dark	111.00	8	10Alp CMi	0.40000	6500.0	222	3131	No
361	GOM_NL__2PRFIN20021005_205526_000000562010_00071_03131_1657.N1	05-OCT-2002 20:55:26	Dark	56.000	132	15Rho Pup	2.8030	6900.0	112	3131	No
362	GOM_NL__2PRFIN20021005_205732_000000522010_00071_03131_1658.N1	05-OCT-2002 20:57:32	Dark	51.500	65	Lam Vel	2.2040	4400.0	103	3131	No
363	GOM_NL__2PRFIN20021005_205919_000000622010_00071_03131_1659.N1	05-OCT-2002 20:59:19	Dark	61.500	88	31Eta CMa	2.4480	20000.	123	3131	No
364	GOM_NL__2PRFIN20021005_210113_000001052010_00071_03131_1660.N1	05-OCT-2002 21:01:13	Dark	104.50	1	9Alp CMa	-1.4400	11000.	209	3131	No
365	GOM_NL__2PRFIN20021005_210415_000000532010_00072_03132_8872.N1	05-OCT-2002 21:04:15	Dark	53.000	161	Tau Pup	2.9310	4500.0	106	3132	No
366	GOM_NL__2PRFIN20021005_210539_000000592010_00072_03132_8873.N1	05-OCT-2002 21:05:39	Dark	58.500	2	Alp Car	-0.73600	7000.0	117	3132	No
367	GOM_NL__2PRFIN20021005_210841_000000772010_00072_03132_8874.N1	05-OCT-2002 21:08:41	Dark	76.500	108	Alp Col	2.6520	15200.	153	3132	No
368	GOM_NL__2PRFIN20021005_211211_000000452010_00072_03132_8875.N1	05-OCT-2002 21:12:11	Dark	44.500	135	Bet Hyi	2.8200	5800.0	89	3132	No
369	GOM_NL__2PRFIN20021005_211435_000000472010_00072_03132_8876.N1	05-OCT-2002 21:14:35	Dark	47.000	143	Alp Hyi	2.8570	7200.0	94	3132	No
370	GOM_NL__2PRFIN20021005_211603_000000522010_00072_03132_8877.N1	05-OCT-2002 21:16:03	Dark	52.000	9	Alp Eri	0.45300	24000.	104	3132	No
371	GOM_NL__2PRFIN20021005_211758_000000602010_00072_03132_8878.N1	05-OCT-2002 21:17:58	Straylight	59.500	157	The1Eri	2.9060	9300.0	119	3132	No
372	GOM_NL__2PRFIN20021005_212117_000000512010_00072_03132_8879.N1	05-OCT-2002 21:21:17	Straylight	51.000	84	Alp Phe	2.3970	4500.0	102	3132	No
373	GOM_NL__2PRFIN20021005_212551_000000482010_00072_03132_1712.N1	05-OCT-2002 21:25:51	Straylight	48.000	18	24Alp PsA	1.1660	9700.0	96	3132	No
374	GOM_NL__2PRFIN20021005_212804_000000562010_00072_03132_1713.N1	05-OCT-2002 21:28:04	Straylight	56.000	52	16Bet Cet	2.0370	4500.0	112	3132	No
375	GOM_NL__2PRFIN20021005_213036_000002182010_00072_03132_1714.N1	05-OCT-2002 21:30:36	Tw_i_and_stray	218.00	165	34Gam Eri	2.9500	3200.0	436	3132	No
376	GOM_NL__2PRFIN20021005_213812_000000442010_00072_03132_1715.N1	05-OCT-2002 21:38:12	Bright	44.000	90	54Alp Peg	2.4870	11000.	88	3132	No
377	GOM_NL__2PRFIN20021005_214147_000000442010_00072_03132_1716.N1	05-OCT-2002 21:41:47	Bright	43.500	93	53Bet Peg	2.5200	3100.0	87	3132	No
378	GOM_NL__2PRFIN20021005_214535_000000552010_00072_03132_1717.N1	05-OCT-2002 21:45:35	Bright	55.000	53	43Bet And	2.0480	3300.0	110	3132	No
379	GOM_NL__2PRFIN20021005_214818_000000672010_00072_03132_1718.N1	05-OCT-2002 21:48:18	Bright	66.500	173	4Bet Tri	3.0040	8900.0	133	3132	No
380	GOM_NL__2PRFIN20021005_215039_000000502010_00072_03132_1719.N1	05-OCT-2002 21:50:39	Bright	49.500	68	18Alp Cas	2.2250	4500.0	99	3132	No
381	GOM_NL__2PRFIN20021005_215204_000000492010_00072_03132_1720.N1	05-OCT-2002 21:52:04	Bright	48.500	76	27Gam Cas	2.3000	30000.	97	3132	No
382	GOM_NL__2PRFIN20021005_215522_000000572010_00072_03132_1721.N1	05-OCT-2002 21:55:22	Bright	56.500	160	23Gam Per	2.9300	4700.0	113	3132	No
383	GOM_NL__2PRFIN20021005_215905_000000422010_00072_03132_1722.N1	05-OCT-2002 21:59:05	Bright	41.500	49	1Alp UMi	1.9900	6300.0	83	3132	No
384	GOM_NL__2PRFIN20021005_220128_000000402010_00072_03132_1723.N1	05-OCT-2002 22:01:28	Bright	39.500	60	7Bet UMi	2.0810	3950.0	79	3132	No
385	GOM_NL__2PRFIN20021005_220710_000000462010_00072_03132_1724.N1	05-OCT-2002 22:07:10	Bright	45.500	36	50Alp UMa	1.8000	6300.0	91	3132	No
386	GOM_NL__2PRFIN20021005_220841_000000452010_00072_03132_1725.N1	05-OCT-2002 22:08:41	Bright	44.500	82	48Bet UMa	2.3650	10600.	89	3132	No
387	GOM_NL__2PRFIN20021005_221157_000000442010_00072_03132_1726.N1	05-OCT-2002 22:11:57	Bright	43.500	174	52Psi UMa	3.0040	4400.0	87	3132	No
388	GOM_NL__2PRFIN20021005_221856_000000782010_00072_03132_1727.N1	05-OCT-2002 22:18:56	Bright	78.000	17	78Bet Gem	1.1610	4500.0	156	3132	No
389	GOM_NL__2PRFIN20021005_222258_000001692010_00072_03132_1728.N1	05-OCT-2002 22:22:58	Straylight	169.00	170	27Eps Gem	3.0000	9700.0	338	3132	No
390	GOM_NL__2PRFIN20021005_222917_000000992010_00072_03132_1729.N1	05-OCT-2002 22:29:17	Dark	98.500	8	10Alp CMi	0.40000	6500.0	197	3132	No
391	GOM_NL__2PRFIN20021005_223808_000000492010_00072_03132_1730.N1	05-OCT-2002 22:38:08	Dark	49.000	65	Lam Vel	2.2040	4400.0	98	3132	No
392	GOM_NL__2PRFIN20021005_223957_000000602010_00072_03132_1731.N1	05-OCT-2002 22:39:57	Dark	59.500	88	31Eta CMa	2.4480	20000.	119	3132	No
393	GOM_NL__2PRFIN20021005_224151_000001102010_00072_03132_1732.N1	05-OCT-2002 22:41:51	Dark	110.00	1	9Alp CMa	-1.4400	11000.	220	3132	No
394	GOM_NL__2PRFIN20021005_224452_000000532010_00073_03133_8871.N1	05-OCT-2002 22:44:52	Dark	52.500	161	Tau Pup	2.9310	4500.0	105	3133	No
395	GOM_NL__2PRFIN20021005_224616_000000672010_00073_03133_8872.N1	05-OCT-2002 22:46:16	Dark	66.500	2	Alp Car	-0.73600	7000.0	133	3133	No
396	GOM_NL__2PRFIN20021005_224919_000000752010_00073_03133_8873.N1	05-OCT-2002 22:49:19	Dark	74.500	108	Alp Col	2.6520	15200.	149	3133	No

397	GOM_NL__2PRFIN20021005_225247_000000452010_00073_03133_8874.N1	05-OCT-2002 22:52:47	Dark	44.500	135	Bet Hyi	2.8200	5800.0	89	3133	No
398	GOM_NL__2PRFIN20021005_225512_000000462010_00073_03133_8875.N1	05-OCT-2002 22:55:12	Dark	46.000	143	Alp Hyi	2.8570	7200.0	92	3133	No
399	GOM_NL__2PRFIN20021005_225639_000000602010_00073_03133_8876.N1	05-OCT-2002 22:56:39	Dark	59.500	9	Alp Eri	0.45300	24000.	119	3133	No
400	GOM_NL__2PRFIN20021005_225835_000000582010_00073_03133_8877.N1	05-OCT-2002 22:58:35	Straylight	58.000	157	The1Eri	2.9060	9300.0	116	3133	No
401	GOM_NL__2PRFIN20021005_230154_000000482010_00073_03133_1711.N1	05-OCT-2002 23:01:54	Dark	48.000	84	Alp Phe	2.3970	4500.0	96	3133	Yes
402	GOM_NL__2PRFIN20021005_230627_000000472010_00073_03133_1712.N1	05-OCT-2002 23:06:27	Straylight	46.500	18	24Alp PsA	1.1660	9700.0	93	3133	No
403	GOM_NL__2PRFIN20021005_230840_000000552010_00073_03133_1713.N1	05-OCT-2002 23:08:40	Straylight	54.500	52	16Bet Cet	2.0370	4500.0	109	3133	No
404	GOM_NL__2PRFIN20021005_231111_000002182010_00073_03133_1714.N1	05-OCT-2002 23:11:11	Twilight_and_stray	218.00	165	34Gam Eri	2.9500	3200.0	436	3133	No
405	GOM_NL__2PRFIN20021005_231848_000000432010_00073_03133_1715.N1	05-OCT-2002 23:18:48	Bright	43.000	90	54Alp Peg	2.4870	11000.	86	3133	No
406	GOM_NL__2PRFIN20021005_232223_000000462010_00073_03133_1716.N1	05-OCT-2002 23:22:23	Bright	46.000	93	53Bet Peg	2.5200	3100.0	92	3133	No
407	GOM_NL__2PRFIN20021005_232610_000000562010_00073_03133_1717.N1	05-OCT-2002 23:26:10	Bright	56.000	53	43Bet And	2.0480	3300.0	112	3133	No
408	GOM_NL__2PRFIN20021005_232853_000000652010_00073_03133_1718.N1	05-OCT-2002 23:28:53	Bright	65.000	173	4Bet Tri	3.0040	8900.0	130	3133	No
409	GOM_NL__2PRFIN20021005_233115_000000502010_00073_03133_1719.N1	05-OCT-2002 23:31:15	Bright	49.500	68	18Alp Cas	2.2250	4500.0	99	3133	No
410	GOM_NL__2PRFIN20021005_233240_000000482010_00073_03133_1720.N1	05-OCT-2002 23:32:40	Bright	47.500	76	27Gam Cas	2.3000	30000.	95	3133	No
411	GOM_NL__2PRFIN20021005_233558_000000612010_00073_03133_1721.N1	05-OCT-2002 23:35:58	Bright	61.000	160	23Gam Per	2.9300	4700.0	122	3133	No
412	GOM_NL__2PRFIN20021005_233941_000000442010_00073_03133_1722.N1	05-OCT-2002 23:39:41	Bright	43.500	49	1Alp UMi	1.9900	6300.0	87	3133	No
413	GOM_NL__2PRFIN20021005_234205_000000412010_00073_03133_1723.N1	05-OCT-2002 23:42:05	Bright	41.000	60	7Bet UMi	2.0810	3950.0	82	3133	No
414	GOM_NL__2PRFIN20021005_234746_000000462010_00073_03133_1724.N1	05-OCT-2002 23:47:46	Bright	45.500	36	50Alp UMa	1.8000	6300.0	91	3133	No
415	GOM_NL__2PRFIN20021005_234917_000000452010_00073_03133_1725.N1	05-OCT-2002 23:49:17	Bright	44.500	82	48Bet UMa	2.3650	10600.	89	3133	No
416	GOM_NL__2PRFIN20021005_235233_000000422010_00073_03133_1726.N1	05-OCT-2002 23:52:33	Bright	42.000	174	52Psi UMa	3.0040	4400.0	84	3133	No
417	GOM_NL__2PRFIN20021005_235932_000000832010_00073_03133_1727.N1	05-OCT-2002 23:59:32	Bright	82.500	17	78Bet Gem	1.1610	4500.0	165	3133	No

3. Quality information per product


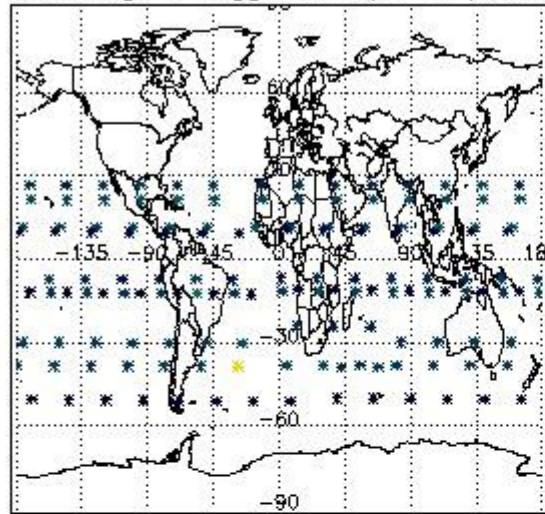
In this section it is plotted some information contained in the Quality Summary data set of the level 2 products. Only products in dark limb conditions and without errors (error flag in the MPH set to "0") are used.

3.1 Plot quality information per product (time dependant)


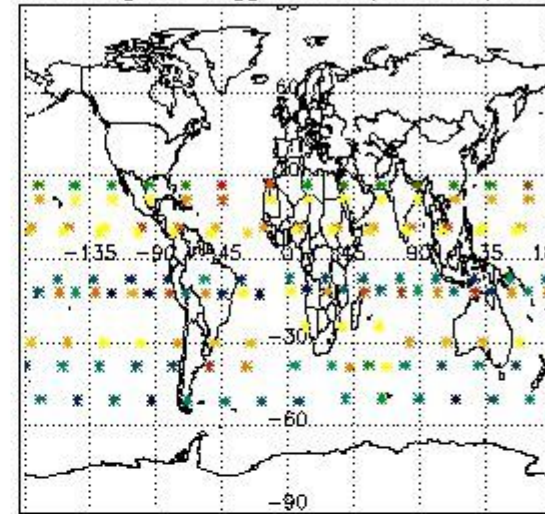


3.2 Plot quality information per product (world map)


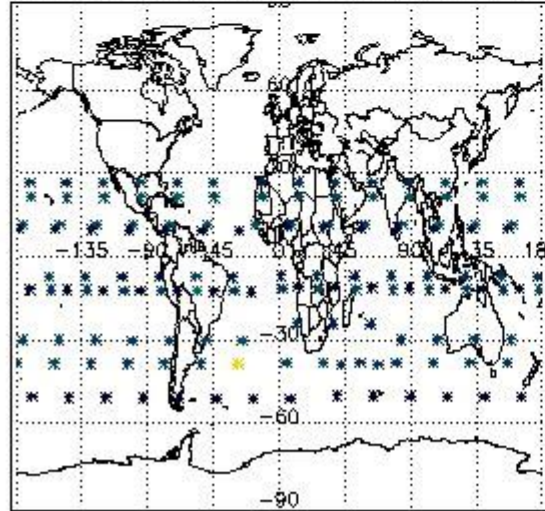
Percentage of flagged data per O3 profile



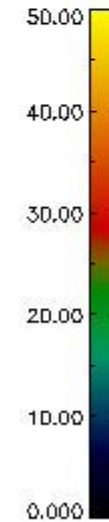
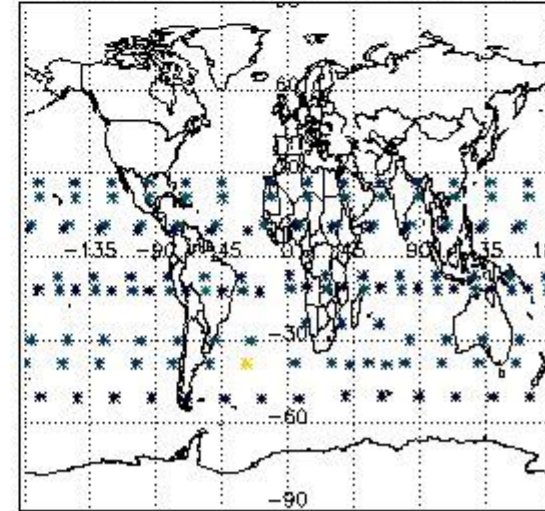
Percentage of flagged data per H2O profile



Percentage of flagged data per NO2 profile



Percentage of flagged data per NO3 profile

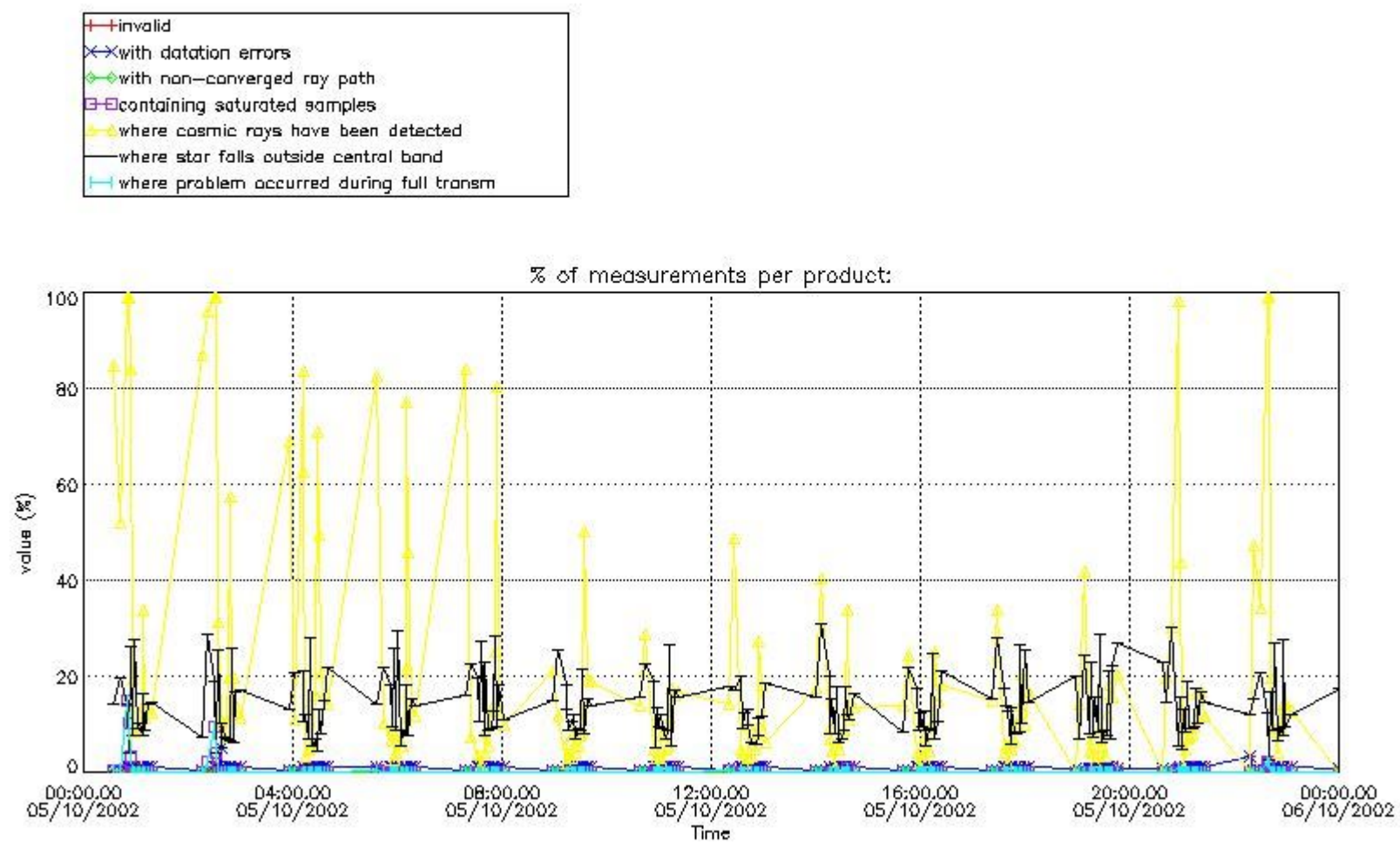


4. Level 1 quality information per product

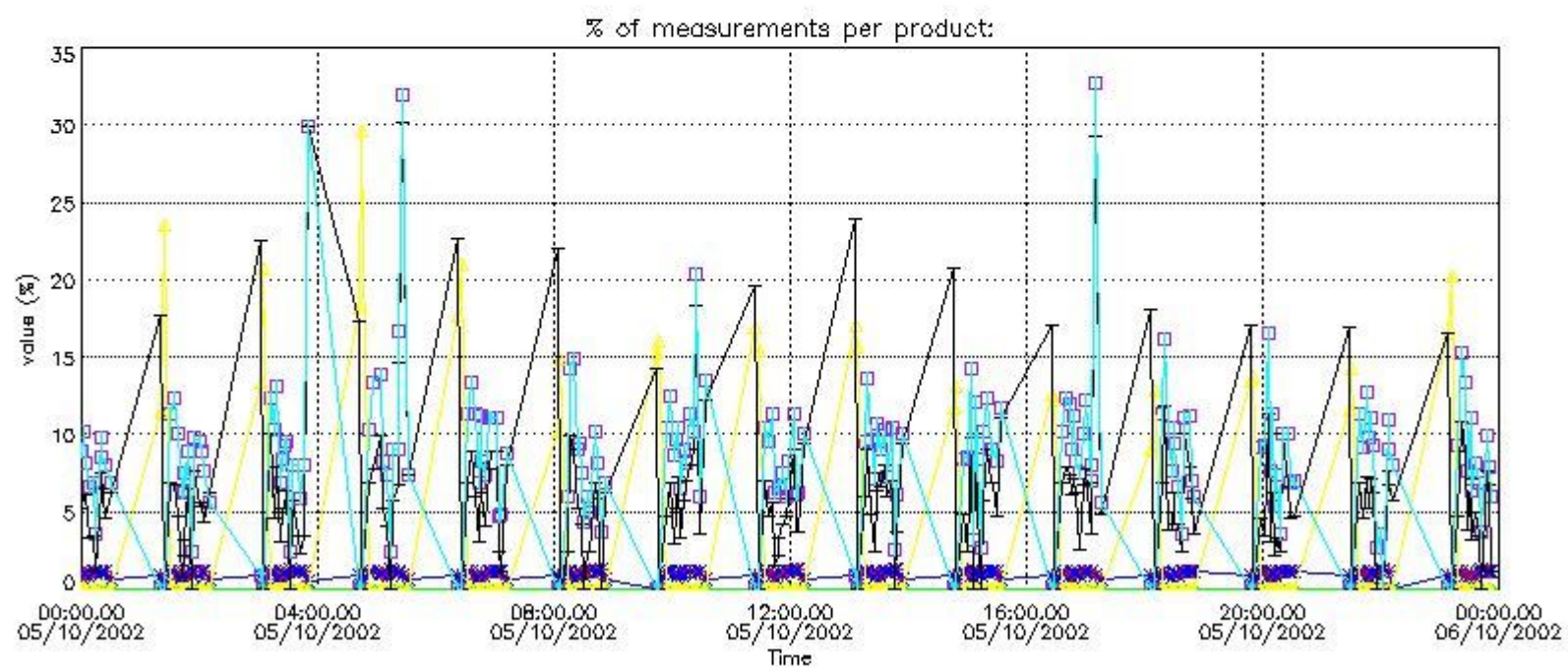
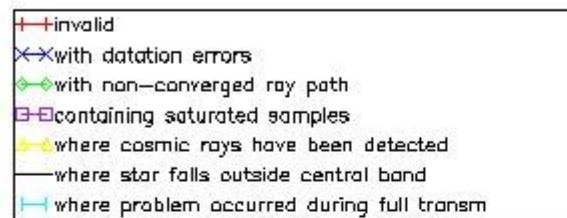
In this section it is plotted some information contained in the Quality Summary data set of the level 2 products that comes from the level 1b processing. Products without errors (error flag in the MPH set to "0") are used.

4.1 Plot quality information per product (time dependant) coming from level 1b processing

4.1.1 Plot level 1 quality information per product (time dependant): ENVISAT ASCENDING passes

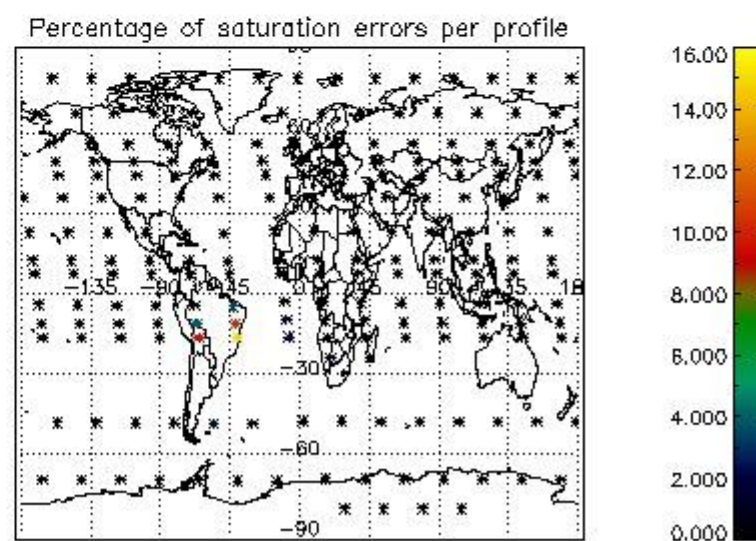
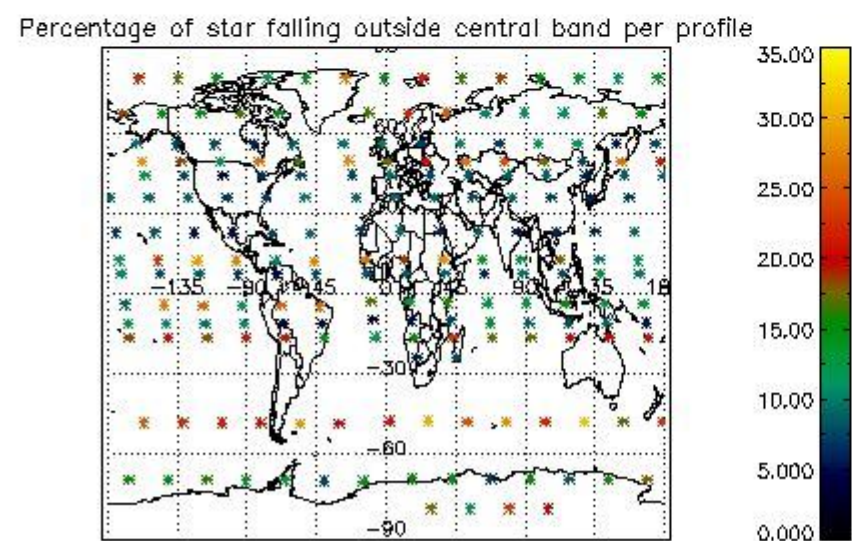
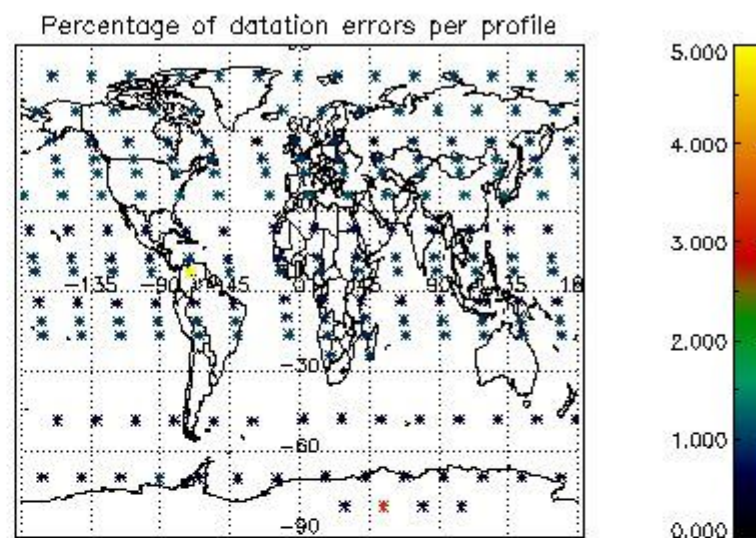
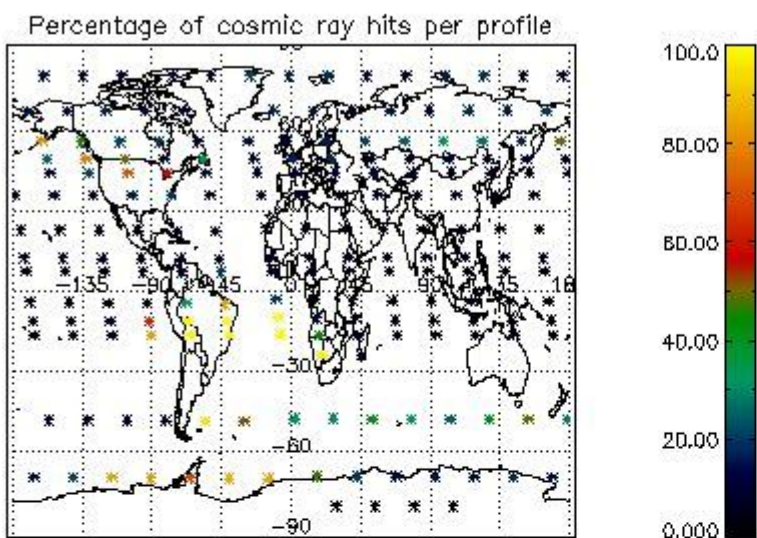


4.1.2 Plot level 1 quality information per product (time dependant): ENVI SAT DESCENDING passes

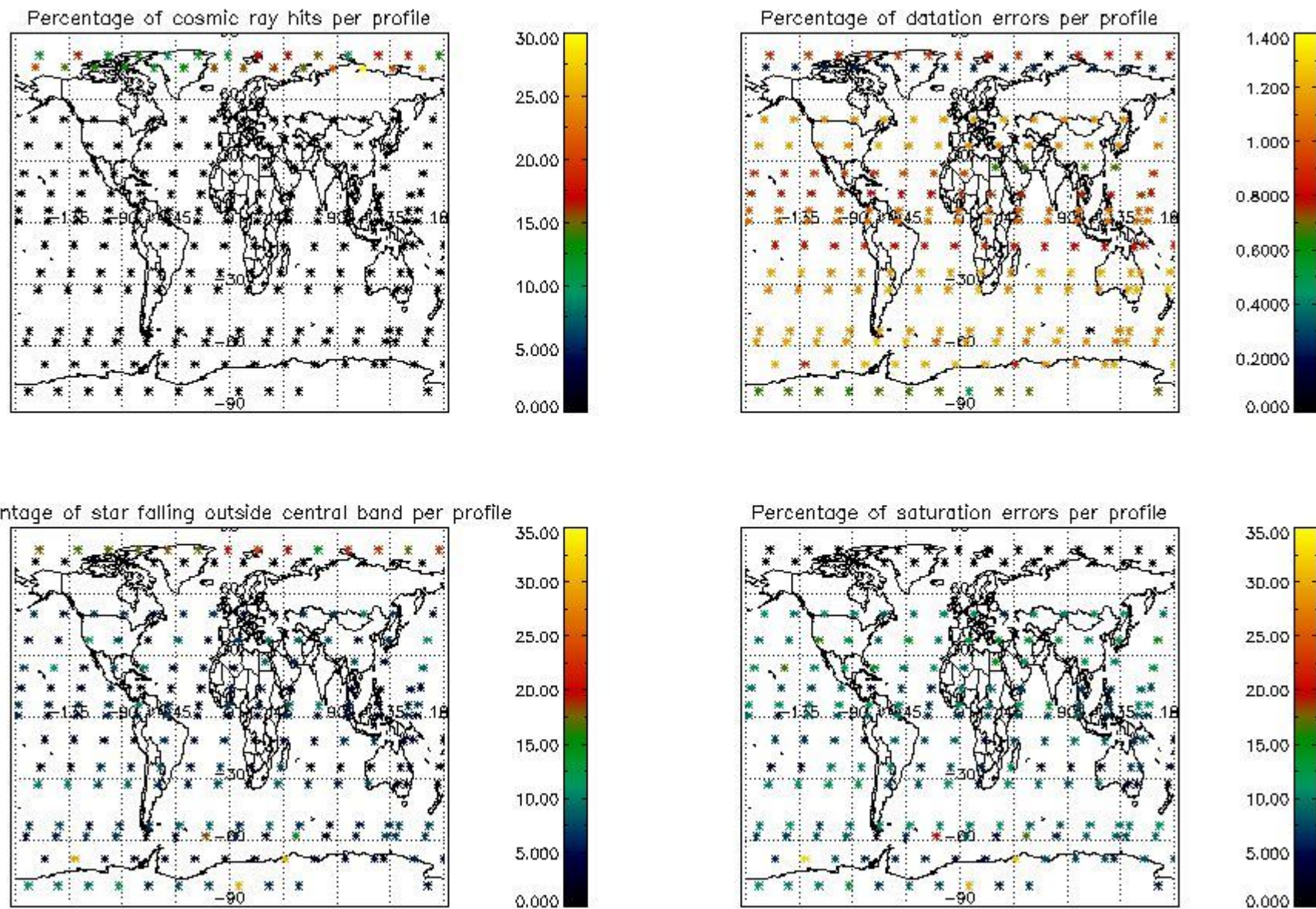


4.2 Plot quality information per product coming from level 1b processing (world map)

4.2.1 Plot level 1 quality information per product (world map): ENVISAT ASCENDING passes



4.2.2 Plot level 1 quality information per product (world map): ENVISAT DESCENDING passes



5. Trace gas profiles

5.1 Ozone statistics based on quality of products

The final quality of the products can be "measured" using the STD (Standard Deviation) attached to every point profile. This information is written to the parameter GOM_NL__2P/NL_LOCAL_SPECIES_DENSITY/o3_std of the level 2 products. The table below shows the statistics for given STD ranges.

The statistics are given with respect to the overall valid production:

- Products without fatal errors: GOM_NL__2P/MPH/PRODUCT_ERR=0
- Valid point profile: GOM_NL__2P/NL_LOCAL_SPECIES_DENSITY/pcd(0)=0

The 'Criteria' is applied to valid points of dark limb products:

- Products in dark limb illumination condition: GOM_NL__2P/NL_SUMMARY_QUALITY/obs_ill_cond=0
- Products without fatal errors: GOM_NL__2P/MPH/PRODUCT_ERR=0
- Valid point profile: GOM_NL__2P/NL_LOCAL_SPECIES_DENSITY/pcd(0)=0

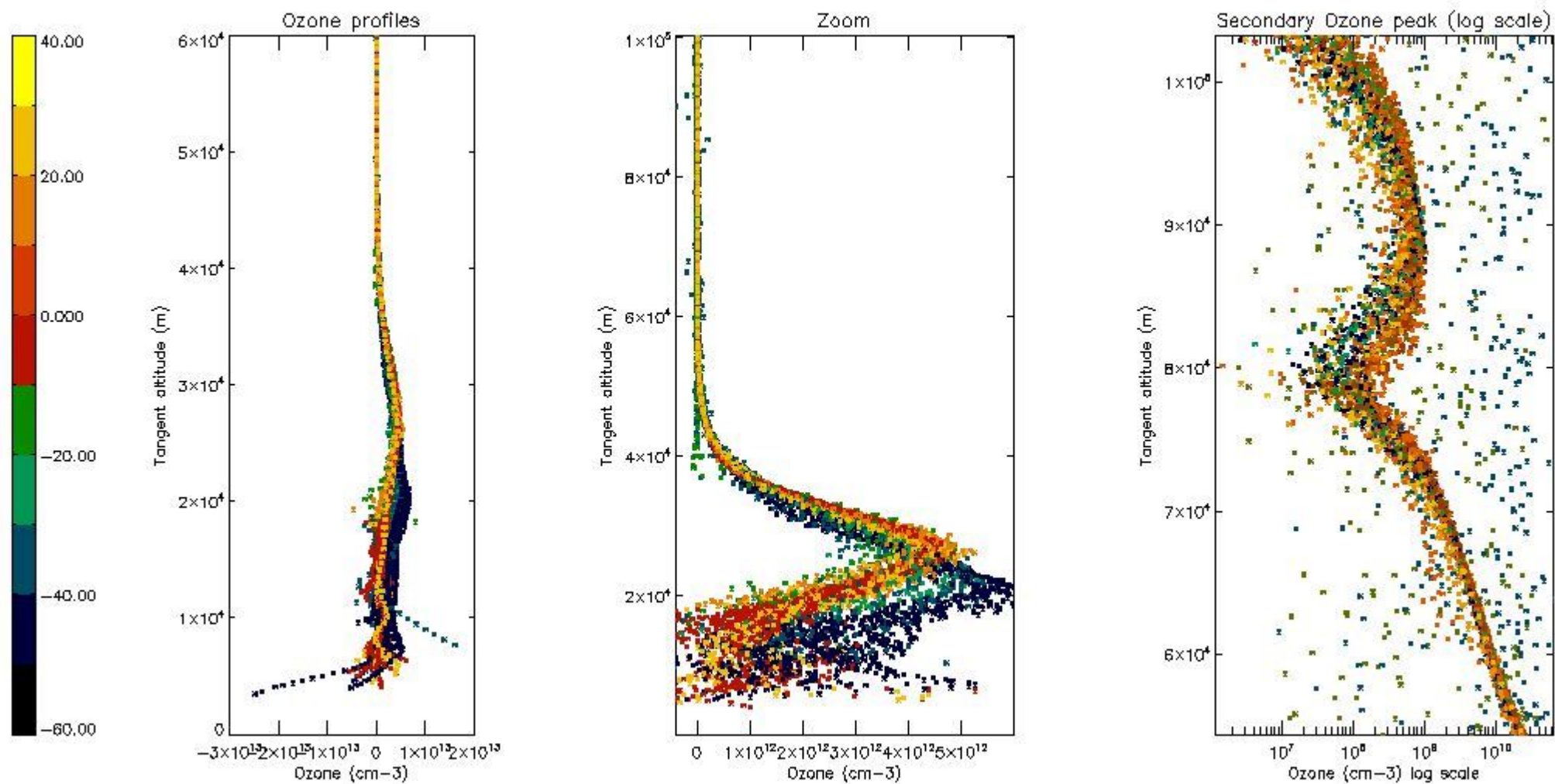
So, the table below shows the percentage of dark limb and valid observations for each criteria with respect to the overall valid daily observations.

Criteria	% of total production
All STD	34
STD < 20	19

STD < 10	17
STD < 5	13

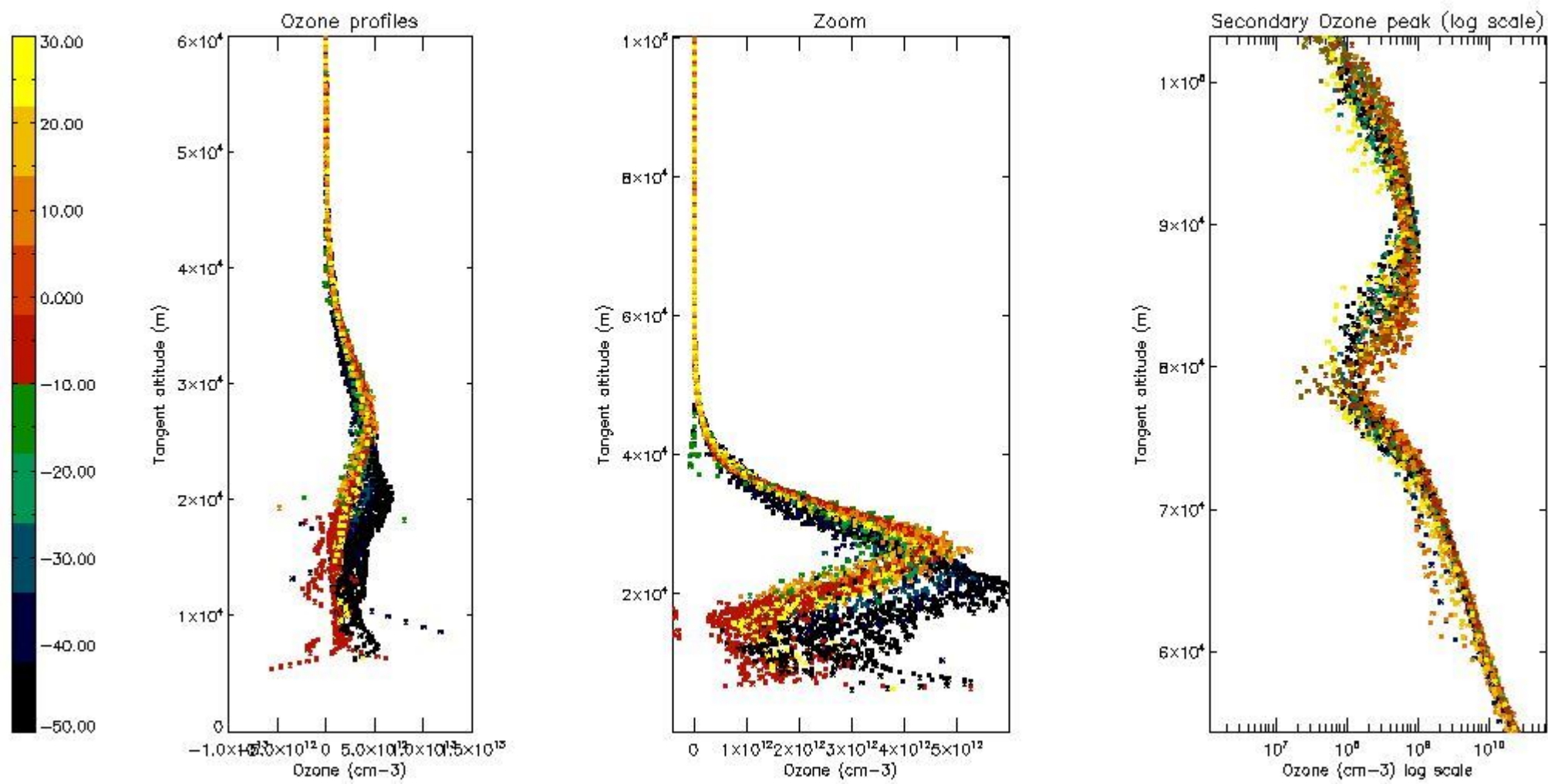
5.2 Plot ozone profiles for all STD (dark without errors)

The colorbar represents the latitude.



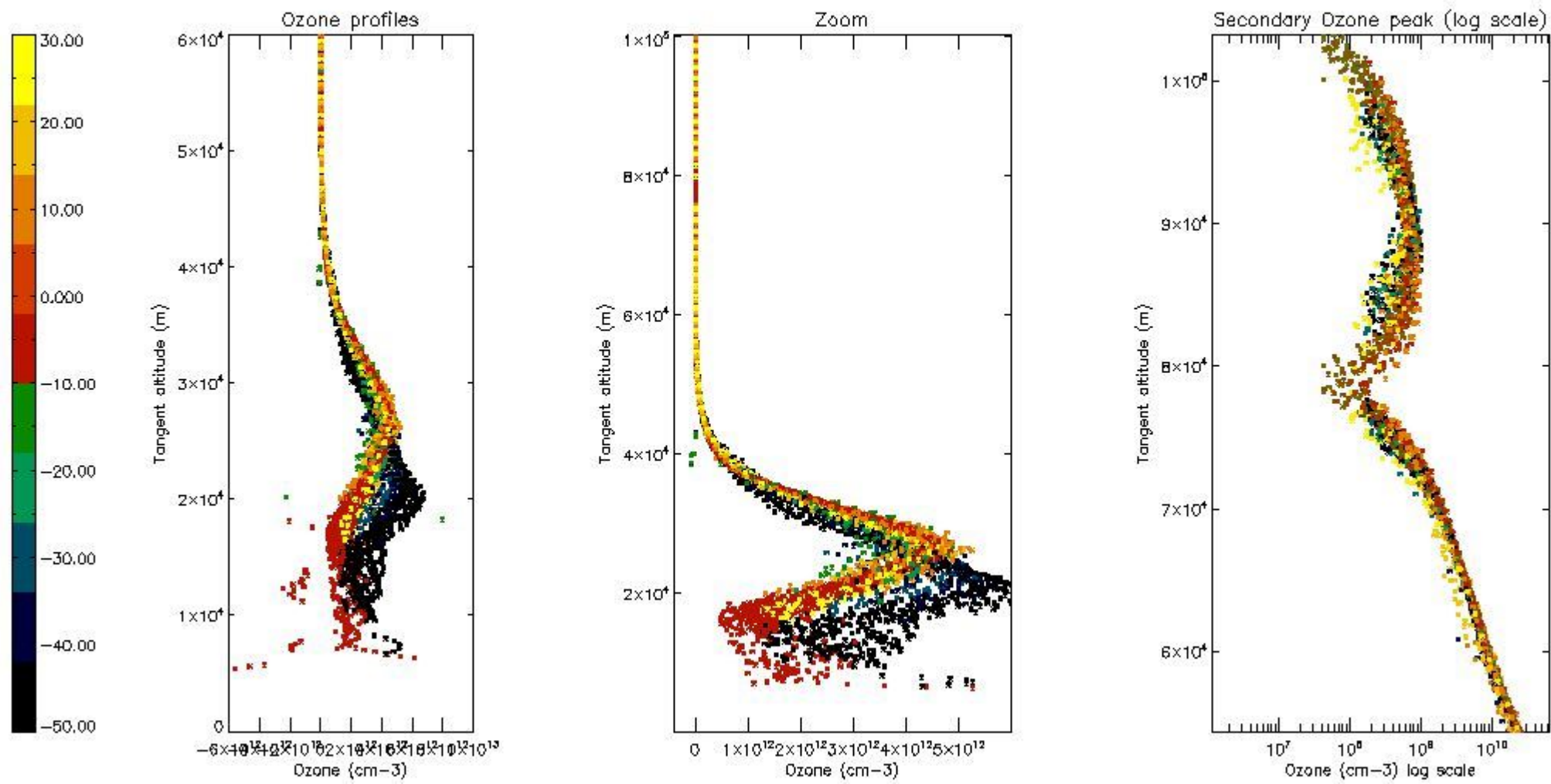
5.3 Plot ozone profiles where STD < 20% (dark without errors)

The colorbar represents the latitude.



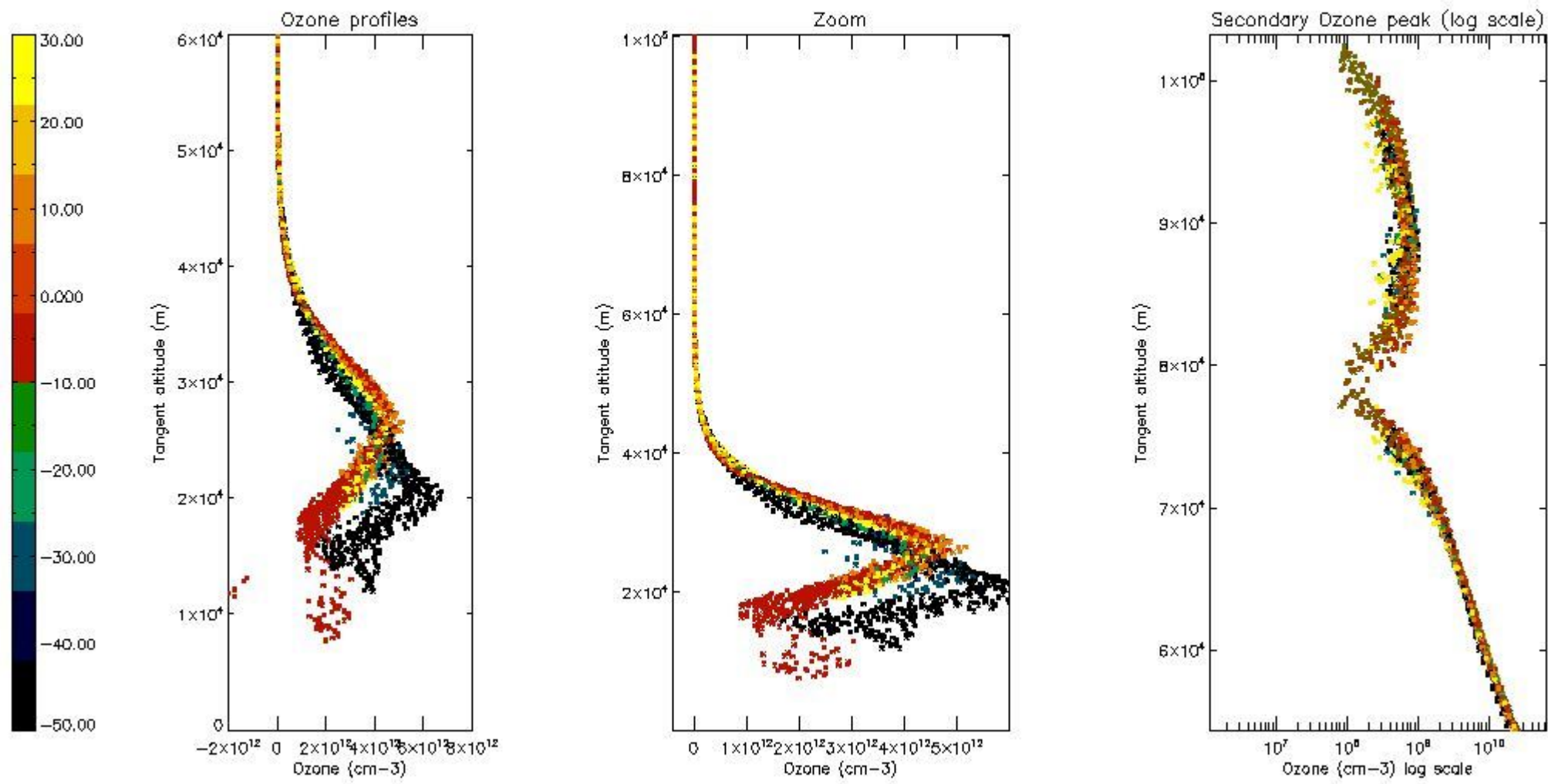
5.4 Plot ozone profiles where $STD < 10\%$ (dark without errors)

The colorbar represents the latitude.



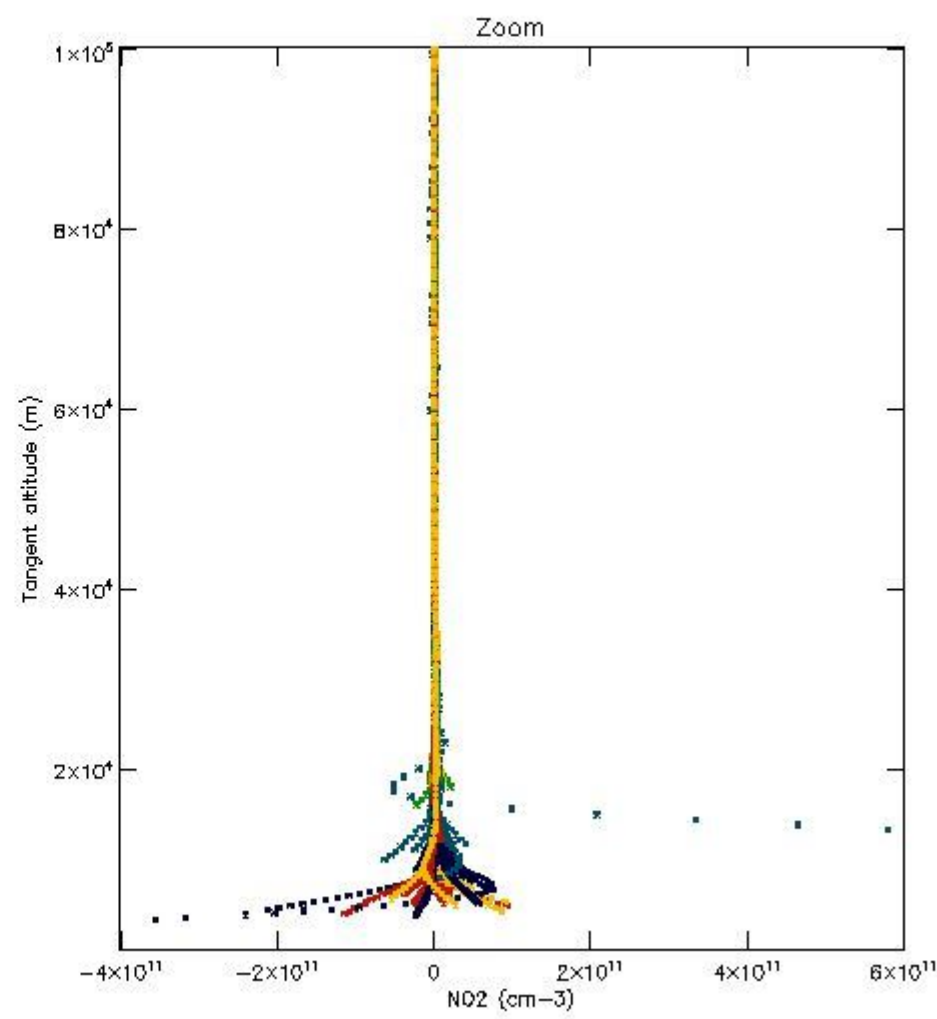
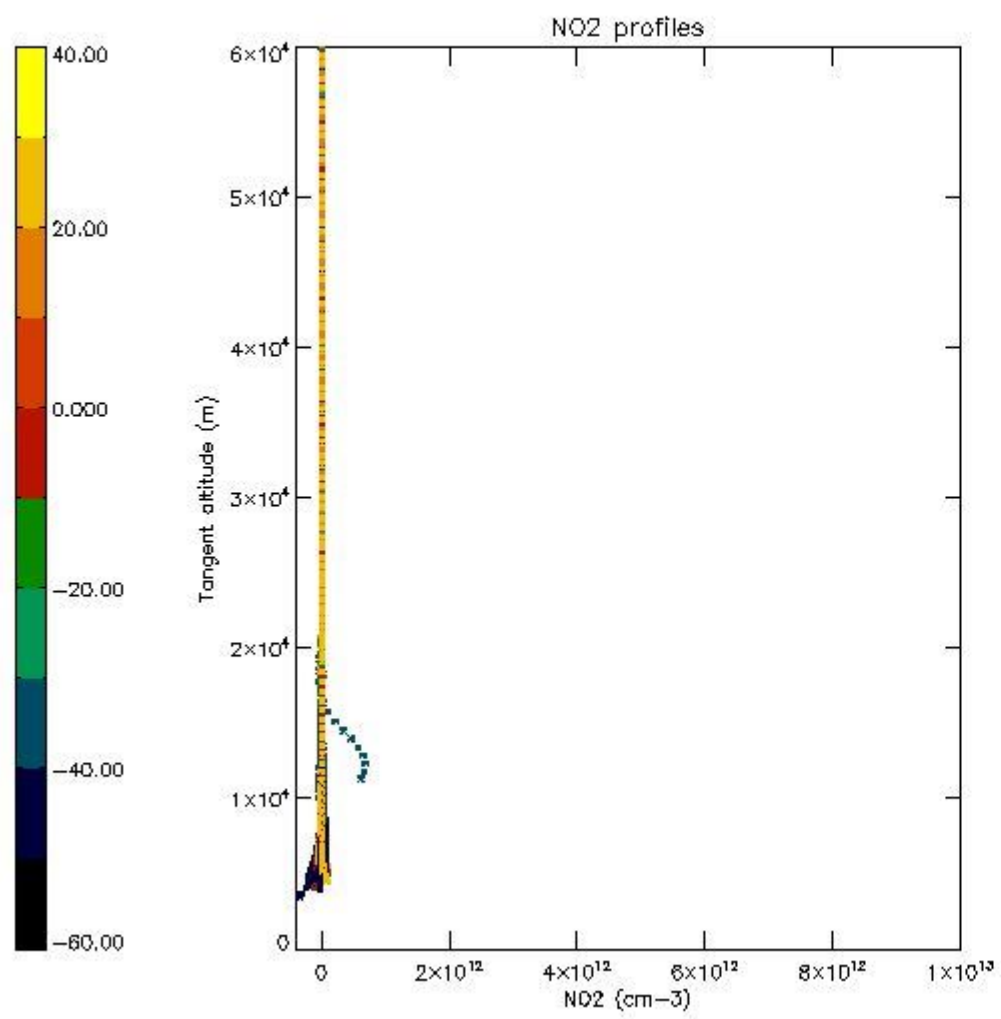
5.5 Plot ozone profiles where STD < 5% (dark without errors)

The colorbar represents the latitude.



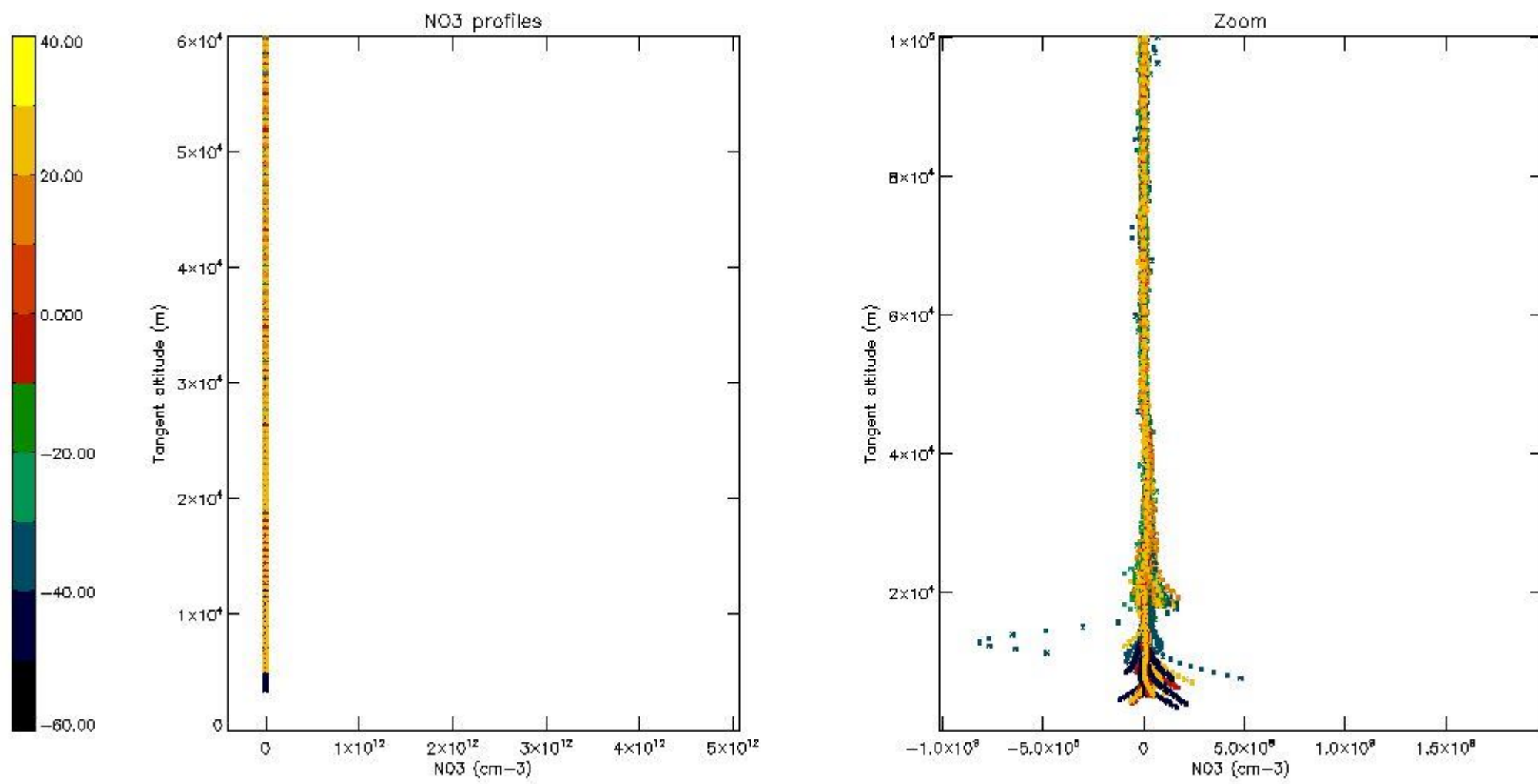
5.6 Plot NO₂ profiles for all STD (dark without errors)

The colorbar represents the latitude.



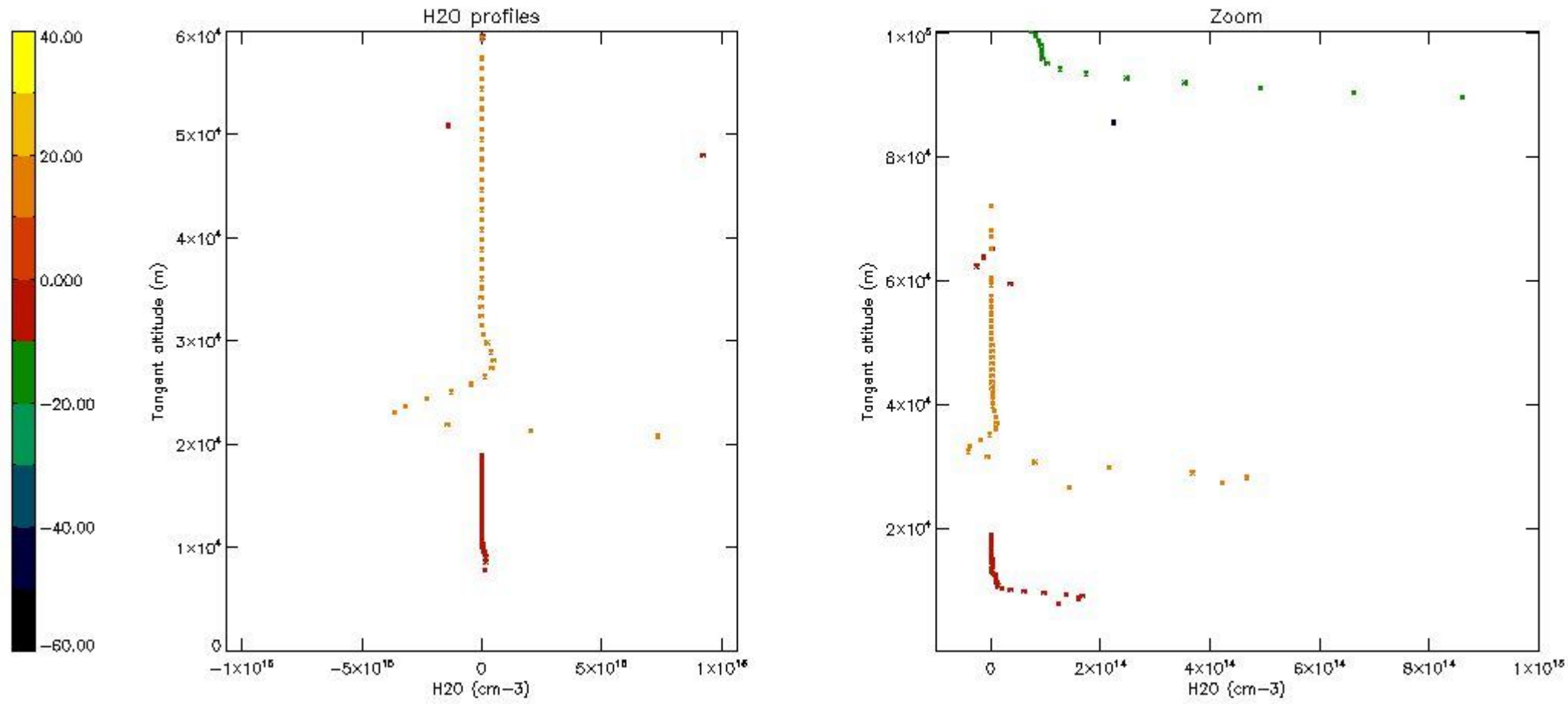
5.7 Plot NO3 profiles for all STD (dark without errors)

The colorbar represents the latitude.



5.8 Plot H2O profiles for all STD (only for occultations of stars 1,2,3,4,13,14,16,26,63 dark without errors)

The colorbar represents the latitude.



6. Auxiliary Data Files used for the production reported in section 2

The number reported in the third column indicates since which file (see list in section 2) the corresponding auxiliary file has been used. The fourth column is the date of those product files.

Type	Auxiliary Filename	Used since product	Used since product date
INST_PHYS_CHARACTERISTICS	GOM_INS_AXNIEC20050627_150440_20020301_000000_20100101_000000	1	05-OCT-2002 00:00:45
LEVEL-2_PROC_CONFIG	GOM_PR2_AXVIEC20091111_152718_20020301_000000_20500101_000000	1	05-OCT-2002 00:00:45
CROSS_SECTIONS_FILE	GOM_CRS_AXVIEC20091111_154832_20020301_000000_20500101_000000	1	05-OCT-2002 00:00:45

GOMOS Level 2 Daily Report

SUMMARY

[1. General Info](#)

[2. Summary of processed GOM_NL_2P products](#)

[3. Level 2 Quality information per product](#)

[3.1 Plot of level 2 quality information per product \(time dependant\)](#)

[3.2 Plot of level 2 quality information per product \(world map\)](#)

[4. Level 1 Quality information per product \(stored on level 2 products\)](#)

[4.1 Plot of level 1 quality information per product \(time dependant\)](#)

[4.1.1 Plot of level 1 quality information per product \(time dependant\): ASCENDING](#)

[4.1.2 Plot of level 1 quality information per product \(time dependant\): DESCENDING](#)

[4.2 Plot of level 1 quality information per product \(world map\)](#)

[4.2.1 Plot of level 1 quality information per product \(world map\): ASCENDING](#)

[4.2.2 Plot of level 1 quality information per product \(world map\): DESCENDING](#)

[5. Ozone profiles based on quality statistics and other trace gas profiles](#)

[5.1 Ozone statistics based on quality of products](#)

[5.2 Plot ozone profiles for all STD \(dark without errors\)](#)

[5.3 Plot ozone profiles where STD < 20% \(dark without errors\)](#)

[5.4. Plot ozone profiles where STD < 10% \(dark without errors\)](#)

[5.5. Plot ozone profiles where STD < 5% \(dark without errors\)](#)

[5.6 Plot NO2 profiles for all STD \(dark without errors\)](#)

[5.7 Plot NO3 profiles for all STD \(dark without errors\)](#)

[5.8 Plot H2O profiles \(only for occultations of stars 1,2,3,4,13,14,16,26,63 dark without errors\) for all STD](#)

[6. Auxiliary Data Files used for the production reported in section 2](#)

This report presents the daily analysis on parameters extracted from GOMOS level 2 data (GOM_NL__2P). It is intended to monitor some important parameters that will impact the quality of these products. A list of level 2 products (and content) that have arrived during the reporting day to the PCF is also given.

Item	Value
Time of report generation	17APR2013 19:11:09
Data source version	GOMOS/6.01
Start time of products	05-10-2002 (05OCT2002 00:00:00)
Stop time of products	06-10-2002 (06OCT2002 00:00:00)
Store outputs in DB	Yes
Nb of level 2 prods	417
Nb of prods with errors	2

2. Summary of processed GOM_NL__2P products.

Nr	Filename	UTC Start time	Limb	Duration	Star Id	Star Name	Star Mag	Star Temp	Nb Meas	Orbit	Prod. error
1	GOM_NL__2PRFIN20021005_000045_000000682010_00059_03119_1616.N1	05-OCT-2002 00:00:45	Bright	67.500	173	4Bet Tri	3.0040	8900.0	135	3119	No
2	GOM_NL__2PRFIN20021005_000256_000000492010_00059_03119_1617.N1	05-OCT-2002 00:02:56	Bright	49.000	68	18Alp Cas	2.2250	4500.0	98	3119	No
3	GOM_NL__2PRFIN20021005_000421_000000492010_00059_03119_1618.N1	05-OCT-2002 00:04:21	Bright	49.000	76	27Gam Cas	2.3000	30000.	98	3119	No
4	GOM_NL__2PRFIN20021005_000747_000000612010_00059_03119_1619.N1	05-OCT-2002 00:07:47	Bright	60.500	160	23Gam Per	2.9300	4700.0	121	3119	No
5	GOM_NL__2PRFIN20021005_001118_000000442010_00059_03119_1620.N1	05-OCT-2002 00:11:18	Bright	43.500	49	1Alp UMi	1.9900	6300.0	87	3119	No
6	GOM_NL__2PRFIN20021005_001337_000000422010_00059_03119_1621.N1	05-OCT-2002 00:13:37	Bright	42.000	60	7Bet UMi	2.0810	3950.0	84	3119	No
7	GOM_NL__2PRFIN20021005_001921_000000462010_00059_03119_1622.N1	05-OCT-2002 00:19:21	Bright	46.000	36	50Alp UMa	1.8000	6300.0	92	3119	No
8	GOM_NL__2PRFIN20021005_002050_000000472010_00059_03119_1623.N1	05-OCT-2002 00:20:50	Bright	47.000	82	48Bet UMa	2.3650	10600.	94	3119	No
9	GOM_NL__2PRFIN20021005_002407_000000442010_00059_03119_1624.N1	05-OCT-2002 00:24:07	Bright	43.500	174	52Psi UMa	3.0040	4400.0	87	3119	No
10	GOM_NL__2PRFIN20021005_002929_000000732010_00059_03119_1625.N1	05-OCT-2002 00:29:29	Bright	72.500	24	66Alp Gem	1.5800	10200.	145	3119	No
11	GOM_NL__2PRFIN20021005_003454_000001552010_00059_03119_1626.N1	05-OCT-2002 00:34:54	Straylight	154.50	170	27Eps Gem	3.0000	9700.0	309	3119	No
12	GOM_NL__2PRFIN20021005_004113_000000942010_00059_03119_1627.N1	05-OCT-2002 00:41:13	Dark	94.000	8	10Alp CMi	0.40000	6500.0	188	3119	No
13	GOM_NL__2PRFIN20021005_005015_000000502010_00059_03119_1628.N1	05-OCT-2002 00:50:15	Dark	50.000	65	Lam Vel	2.2040	4400.0	100	3119	No
14	GOM_NL__2PRFIN20021005_005144_000000492010_00059_03119_1629.N1	05-OCT-2002 00:51:44	Dark	49.000	70	Zet Pup	2.2460	39000.	98	3119	No
15	GOM_NL__2PRFIN20021005_005335_000001202010_00059_03119_1630.N1	05-OCT-2002 00:53:35	Dark	119.50	1	9Alp CMa	-1.4400	11000.	239	3119	No
16	GOM_NL__2PRFIN20021005_005654_000000522010_00060_03120_8840.N1	05-OCT-2002 00:56:54	Dark	52.000	161	Tau Pup	2.9310	4500.0	104	3120	No
17	GOM_NL__2PRFIN20021005_005819_000000662010_00060_03120_8841.N1	05-OCT-2002 00:58:19	Dark	65.500	2	Alp Car	-0.73600	7000.0	131	3120	No
18	GOM_NL__2PRFIN20021005_010112_000000772010_00060_03120_8842.N1	05-OCT-2002 01:01:12	Dark	77.000	108	Alp Col	2.6520	15200.	154	3120	No
19	GOM_NL__2PRFIN20021005_010458_000000452010_00060_03120_8843.N1	05-OCT-2002 01:04:58	Dark	45.000	135	Bet Hyi	2.8200	5800.0	90	3120	No
20	GOM_NL__2PRFIN20021005_010720_000000472010_00060_03120_8844.N1	05-OCT-2002 01:07:20	Dark	46.500	143	Alp Hyi	2.8570	7200.0	93	3120	No
21	GOM_NL__2PRFIN20021005_010847_000000522010_00060_03120_8845.N1	05-OCT-2002 01:08:47	Dark	51.500	9	Alp Eri	0.45300	24000.	103	3120	No
22	GOM_NL__2PRFIN20021005_011039_000000592010_00060_03120_8846.N1	05-OCT-2002 01:10:39	Straylight	58.500	157	The1Eri	2.9060	9300.0	117	3120	No
23	GOM_NL__2PRFIN20021005_011403_000000492010_00060_03120_8847.N1	05-OCT-2002 01:14:03	Straylight	49.000	84	Alp Phe	2.3970	4500.0	98	3120	No
24	GOM_NL__2PRFIN20021005_011838_000000482010_00060_03120_8848.N1	05-OCT-2002 01:18:38	Straylight	48.000	18	24Alp PsA	1.1660	9700.0	96	3120	No
25	GOM_NL__2PRFIN20021005_012051_000000572010_00060_03120_8849.N1	05-OCT-2002 01:20:51	Straylight	56.500	52	16Bet Cet	2.0370	4500.0	113	3120	No
26	GOM_NL__2PRFIN20021005_012340_000002192010_00060_03120_8850.N1	05-OCT-2002 01:23:40	Tw_i_and_stray	219.00	165	34Gam Eri	2.9500	3200.0	438	3120	No
27	GOM_NL__2PRFIN20021005_013059_000000442010_00060_03120_8851.N1	05-OCT-2002 01:30:59	Bright	44.000	90	54Alp Peg	2.4870	11000.	88	3120	No
28	GOM_NL__2PRFIN20021005_013435_000000452010_00060_03120_8852.N1	05-OCT-2002 01:34:35	Bright	44.500	93	53Bet Peg	2.5200	3100.0	89	3120	No
29	GOM_NL__2PRFIN20021005_013738_000000752010_00060_03120_8853.N1	05-OCT-2002 01:37:38	Bright	74.500	50	13Alp Ari	2.0070	4250.0	149	3120	No
30	GOM_NL__2PRFIN20021005_014120_000000642010_00060_03120_8854.N1	05-OCT-2002 01:41:20	Bright	64.000	173	4Bet Tri	3.0040	8900.0	128	3120	No
31	GOM_NL__2PRFIN20021005_014332_000000472010_00060_03120_8855.N1	05-OCT-2002 01:43:32	Bright	46.500	68	18Alp Cas	2.2250	4500.0	93	3120	No
32	GOM_NL__2PRFIN20021005_014458_000000472010_00060_03120_8856.N1	05-OCT-2002 01:44:58	Bright	47.000	76	27Gam Cas	2.3000	30000.	94	3120	No
33	GOM_NL__2PRFIN20021005_014823_000000622010_00060_03120_8857.N1	05-OCT-2002 01:48:23	Bright	61.500	160	23Gam Per	2.9300	4700.0	123	3120	No
34	GOM_NL__2PRFIN20021005_015154_000000422010_00060_03120_8858.N1	05-OCT-2002 01:51:54	Bright	41.500	49	1Alp UMi	1.9900	6300.0	83	3120	No
35	GOM_NL__2PRFIN20021005_015413_000000462010_00060_03120_8859.N1	05-OCT-2002 01:54:13	Bright	46.000	60	7Bet UMi	2.0810	3950.0	92	3120	No
36	GOM_NL__2PRFIN20021005_015955_000000472010_00060_03120_1697.N1	05-OCT-2002 01:59:55	Bright	47.000	36	50Alp UMa	1.8000	6300.0	94	3120	No
37	GOM_NL__2PRFIN20021005_020128_000000452010_00060_03120_1698.N1	05-OCT-2002 02:01:28	Bright	45.000	82	48Bet UMa	2.3650	10600.	90	3120	No
38	GOM_NL__2PRFIN20021005_020441_000000462010_00060_03120_1699.N1	05-OCT-2002 02:04:41	Bright	46.000	174	52Psi UMa	3.0040	4400.0	92	3120	No
39	GOM_NL__2PRFIN20021005_021005_000000722010_00060_03120_1700.N1	05-OCT-2002 02:10:05	Bright	71.500	24	66Alp Gem	1.5800	10200.	143	3120	No
40	GOM_NL__2PRFIN20021005_021531_000001442010_00060_03120_1701.N1	05-OCT-2002 02:15:31	Straylight	143.50	170	27Eps Gem	3.0000	9700.0	287	3120	No
41	GOM_NL__2PRFIN20021005_022149_000001082010_00060_03120_1702.N1	05-OCT-2002 02:21:49	Dark	108.00	8	10Alp CMi	0.40000	6500.0	216	3120	No
42	GOM_NL__2PRFIN20021005_023052_000000532010_00060_03120_1703.N1	05-OCT-2002 02:30:52	Dark	52.500	65	Lam Vel	2.2040	4400.0	105	3120	No

43	GOM_NL__2PRFIN20021005_023220_00000502010_00060_03120_1704.N1	05-OCT-2002 02:32:20	Dark	50.000	70	Zet Pup	2.2460	39000.	100	3120	No
44	GOM_NL__2PRFIN20021005_023413_000001202010_00060_03120_1705.N1	05-OCT-2002 02:34:13	Dark	119.50	1	9Alp CMa	-1.4400	11000.	239	3120	No
45	GOM_NL__2PRFIN20021005_023731_00000512010_00061_03121_1679.N1	05-OCT-2002 02:37:31	Dark	50.500	161	Tau Pup	2.9310	4500.0	101	3121	No
46	GOM_NL__2PRFIN20021005_023855_00000542010_00061_03121_1680.N1	05-OCT-2002 02:38:55	Dark	53.500	2	Alp Car	-0.73600	7000.0	107	3121	No
47	GOM_NL__2PRFIN20021005_024149_00000752010_00061_03121_1681.N1	05-OCT-2002 02:41:49	Dark	75.000	108	Alp Col	2.6520	15200.	150	3121	No
48	GOM_NL__2PRFIN20021005_024534_00000442010_00061_03121_1682.N1	05-OCT-2002 02:45:34	Dark	43.500	135	Bet Hyi	2.8200	5800.0	87	3121	No
49	GOM_NL__2PRFIN20021005_024756_00000462010_00061_03121_1683.N1	05-OCT-2002 02:47:56	Dark	46.000	143	Alp Hyi	2.8570	7200.0	92	3121	No
50	GOM_NL__2PRFIN20021005_024924_00000582010_00061_03121_1684.N1	05-OCT-2002 02:49:24	Dark	58.000	9	Alp Eri	0.45300	24000.	116	3121	No
51	GOM_NL__2PRFIN20021005_025116_00000572010_00061_03121_1685.N1	05-OCT-2002 02:51:16	Straylight	56.500	157	The1Eri	2.9060	9300.0	113	3121	No
52	GOM_NL__2PRFIN20021005_025440_00000512010_00061_03121_1686.N1	05-OCT-2002 02:54:40	Straylight	50.500	84	Alp Phe	2.3970	4500.0	101	3121	No
53	GOM_NL__2PRFIN20021005_025914_00000502010_00061_03121_1687.N1	05-OCT-2002 02:59:14	Straylight	49.500	18	24Alp PsA	1.1660	9700.0	99	3121	No
54	GOM_NL__2PRFIN20021005_030127_00000602010_00061_03121_1688.N1	05-OCT-2002 03:01:27	Straylight	60.000	52	16Bet Cet	2.0370	4500.0	120	3121	No
55	GOM_NL__2PRFIN20021005_030415_000002192010_00061_03121_1689.N1	05-OCT-2002 03:04:15	Twi_and_stray	219.00	165	34Gam Eri	2.9500	3200.0	438	3121	No
56	GOM_NL__2PRFIN20021005_031135_00000452010_00061_03121_1690.N1	05-OCT-2002 03:11:35	Bright	44.500	90	54Alp Peg	2.4870	11000.	89	3121	No
57	GOM_NL__2PRFIN20021005_031511_00000442010_00061_03121_1691.N1	05-OCT-2002 03:15:11	Bright	43.500	93	53Bet Peg	2.5200	3100.0	87	3121	No
58	GOM_NL__2PRFIN20021005_031813_00000772010_00061_03121_1692.N1	05-OCT-2002 03:18:13	Bright	76.500	50	13Alp Ari	2.0070	4250.0	153	3121	No
59	GOM_NL__2PRFIN20021005_032154_00000662010_00061_03121_1693.N1	05-OCT-2002 03:21:54	Bright	66.000	173	4Bet Tri	3.0040	8900.0	132	3121	No
60	GOM_NL__2PRFIN20021005_032408_00000482010_00061_03121_1694.N1	05-OCT-2002 03:24:08	Bright	47.500	68	18Alp Cas	2.2250	4500.0	95	3121	No
61	GOM_NL__2PRFIN20021005_032533_00000492010_00061_03121_1695.N1	05-OCT-2002 03:25:33	Bright	48.500	76	27Gam Cas	2.3000	30000.	97	3121	No
62	GOM_NL__2PRFIN20021005_032857_00000632010_00061_03121_1696.N1	05-OCT-2002 03:28:57	Bright	62.500	160	23Gam Per	2.9300	4700.0	125	3121	No
63	GOM_NL__2PRFIN20021005_033230_00000412010_00061_03121_1697.N1	05-OCT-2002 03:32:30	Bright	41.000	49	1Alp UMi	1.9900	6300.0	82	3121	No
64	GOM_NL__2PRFIN20021005_033450_00000442010_00061_03121_1698.N1	05-OCT-2002 03:34:50	Bright	44.000	60	7Bet UMi	2.0810	3950.0	88	3121	No
65	GOM_NL__2PRFIN20021005_034034_00000442010_00061_03121_1699.N1	05-OCT-2002 03:40:34	Bright	43.500	36	50Alp UMa	1.8000	6300.0	87	3121	No
66	GOM_NL__2PRFIN20021005_034204_00000432010_00061_03121_1700.N1	05-OCT-2002 03:42:04	Bright	42.500	82	48Bet UMa	2.3650	10600.	85	3121	No
67	GOM_NL__2PRFIN20021005_034520_00000442010_00061_03121_1701.N1	05-OCT-2002 03:45:20	Bright	43.500	174	52Psi UMa	3.0040	4400.0	87	3121	No
68	GOM_NL__2PRFIN20021005_035041_00000972010_00061_03121_1702.N1	05-OCT-2002 03:50:41	Bright	97.000	24	66Alp Gem	1.5800	10200.	194	3121	No
69	GOM_NL__2PRFIN20021005_035609_000001552010_00061_03121_1703.N1	05-OCT-2002 03:56:09	Straylight	155.00	170	27Eps Gem	3.0000	9700.0	310	3121	No
70	GOM_NL__2PRFIN20021005_040227_00000972010_00061_03121_1704.N1	05-OCT-2002 04:02:27	Dark	96.500	8	10Alp CMi	0.40000	6500.0	193	3121	No
71	GOM_NL__2PRFIN20021005_041128_00000552010_00061_03121_1705.N1	05-OCT-2002 04:11:28	Dark	54.500	65	Lam Vel	2.2040	4400.0	109	3121	No
72	GOM_NL__2PRFIN20021005_041258_00000522010_00061_03121_1706.N1	05-OCT-2002 04:12:58	Dark	52.000	70	Zet Pup	2.2460	39000.	104	3121	No
73	GOM_NL__2PRFIN20021005_041452_000001022010_00061_03121_1707.N1	05-OCT-2002 04:14:52	Dark	101.50	1	9Alp CMa	-1.4400	11000.	203	3121	No
74	GOM_NL__2PRFIN20021005_041808_00000522010_00062_03122_1681.N1	05-OCT-2002 04:18:08	Dark	51.500	161	Tau Pup	2.9310	4500.0	103	3122	No
75	GOM_NL__2PRFIN20021005_041932_00000672010_00062_03122_1682.N1	05-OCT-2002 04:19:32	Dark	66.500	2	Alp Car	-0.73600	7000.0	133	3122	No
76	GOM_NL__2PRFIN20021005_042227_00000742010_00062_03122_1683.N1	05-OCT-2002 04:22:27	Dark	74.000	108	Alp Col	2.6520	15200.	148	3122	No
77	GOM_NL__2PRFIN20021005_042610_00000442010_00062_03122_1684.N1	05-OCT-2002 04:26:10	Dark	44.000	135	Bet Hyi	2.8200	5800.0	88	3122	No
78	GOM_NL__2PRFIN20021005_042833_00000452010_00062_03122_1685.N1	05-OCT-2002 04:28:33	Dark	44.500	143	Alp Hyi	2.8570	7200.0	89	3122	No
79	GOM_NL__2PRFIN20021005_043000_00000502010_00062_03122_1686.N1	05-OCT-2002 04:30:00	Dark	49.500	9	Alp Eri	0.45300	24000.	99	3122	No
80	GOM_NL__2PRFIN20021005_043152_00000582010_00062_03122_1687.N1	05-OCT-2002 04:31:52	Straylight	57.500	157	The1Eri	2.9060	9300.0	115	3122	No
81	GOM_NL__2PRFIN20021005_043516_00000502010_00062_03122_1688.N1	05-OCT-2002 04:35:16	Straylight	50.000	84	Alp Phe	2.3970	4500.0	100	3122	No
82	GOM_NL__2PRFIN20021005_043950_00000532010_00062_03122_1689.N1	05-OCT-2002 04:39:50	Straylight	52.500	18	24Alp PsA	1.1660	9700.0	105	3122	No
83	GOM_NL__2PRFIN20021005_044204_00000552010_00062_03122_1690.N1	05-OCT-2002 04:42:04	Straylight	55.000	52	16Bet Cet	2.0370	4500.0	110	3122	No
84	GOM_NL__2PRFIN20021005_044449_000002192010_00062_03122_1691.N1	05-OCT-2002 04:44:49	Twi_and_stray	219.00	165	34Gam Eri	2.9500	3200.0	438	3122	No
85	GOM_NL__2PRFIN20021005_045211_00000442010_00062_03122_1692.N1	05-OCT-2002 04:52:11	Bright	43.500	90	54Alp Peg	2.4870	11000.	87	3122	No
86	GOM_NL__2PRFIN20021005_045547_00000452010_00062_03122_1693.N1	05-OCT-2002 04:55:47	Bright	45.000	93	53Bet Peg	2.5200	3100.0	90	3122	No
87	GOM_NL__2PRFIN20021005_050230_00000672010_00062_03122_1694.N1	05-OCT-2002 05:02:30	Dark	67.000	173	4Bet Tri	3.0040	8900.0	134	3122	Yes
88	GOM_NL__2PRFIN20021005_050444_00000512010_00062_03122_1695.N1	05-OCT-2002 05:04:44	Bright	50.500	68	18Alp Cas	2.2250	4500.0	101	3122	No
89	GOM_NL__2PRFIN20021005_050609_00000482010_00062_03122_1696.N1	05-OCT-2002 05:06:09	Bright	48.000	76	27Gam Cas	2.3000	30000.	96	3122	No
90	GOM_NL__2PRFIN20021005_050933_00000612010_00062_03122_1697.N1	05-OCT-2002 05:09:33	Bright	60.500	160	23Gam Per	2.9300	4700.0	121	3122	No
91	GOM_NL__2PRFIN20021005_051307_00000412010_00062_03122_1698.N1	05-OCT-2002 05:13:07	Bright	41.000	49	1Alp UMi	1.9900	6300.0	82	3122	No
92	GOM_NL__2PRFIN20021005_051526_00000442010_00062_03122_1699.N1	05-OCT-2002 05:15:26	Bright	44.000	60	7Bet UMi	2.0810	3950.0	88	3122	No
93	GOM_NL__2PRFIN20021005_052110_00000452010_00062_03122_1700.N1	05-OCT-2002 05:21:10	Bright	44.500	36	50Alp UMa	1.8000	6300.0	89	3122	No
94	GOM_NL__2PRFIN20021005_052241_00000482010_00062_03122_1701.N1	05-OCT-2002 05:22:41	Bright	48.000	82	48Bet UMa	2.3650	10600.	96	3122	No
95	GOM_NL__2PRFIN20021005_052556_00000582010_00062_03122_1702.N1	05-OCT-2002 05:25:56	Bright	58.000	174	52Psi UMa	3.0040	4400.0	116	3122	No
96	GOM_NL__2PRFIN20021005_053117_00000742010_00062_03122_1703.N1	05-OCT-2002 05:31:17	Bright	74.000	24	66Alp Gem	1.5800	10200.	148	3122	No
97	GOM_NL__2PRFIN20021005_053646_000001572010_00062_03122_1704.N1	05-OCT-2002 05:36:46	Straylight	157.00	170	27Eps Gem	3.0000	9700.0	314	3122	No
98	GOM_NL__2PRFIN20021005_054305_00000972010_00062_03122_1705.N1	05-OCT-2002 05:43:05	Dark	97.000	8	10Alp CMi	0.40000	6500.0	194	3122	No
99	GOM_NL__2PRFIN20021005_055205_00000532010_00062_03122_1706.N1	05-OCT-2002 05:52:05	Dark	52.500	65	Lam Vel	2.2040	4400.0	105	3122	No
100	GOM_NL__2PRFIN20021005_055335_00000522010_00062_03122_1707.N1	05-OCT-2002 05:53:35	Dark	52.000	70	Zet Pup	2.2460	39000.	104	3122	No
101	GOM_NL__2PRFIN20021005_055530_000001212010_00062_03122_1708.N1	05-OCT-2002 05:55:30	Dark	120.50	1	9Alp CMa	-1.4400	11000.	241	3122	No

102	GOM_NL__2PRFIN20021005_055845_000000522010_00063_03123_1612.N1	05-OCT-2002 05:58:45	Dark	52.000	161	Tau Pup	2.9310	4500.0	104	3123	No
103	GOM_NL__2PRFIN20021005_060009_000000682010_00063_03123_1613.N1	05-OCT-2002 06:00:09	Dark	68.000	2	Alp Car	-0.73600	7000.0	136	3123	No
104	GOM_NL__2PRFIN20021005_060304_000000742010_00063_03123_1614.N1	05-OCT-2002 06:03:04	Dark	74.000	108	Alp Col	2.6520	15200.	148	3123	No
105	GOM_NL__2PRFIN20021005_060646_000000452010_00063_03123_1615.N1	05-OCT-2002 06:06:46	Dark	45.000	135	Bet Hyi	2.8200	5800.0	90	3123	No
106	GOM_NL__2PRFIN20021005_060909_000000472010_00063_03123_1616.N1	05-OCT-2002 06:09:09	Dark	46.500	143	Alp Hyi	2.8570	7200.0	93	3123	No
107	GOM_NL__2PRFIN20021005_061037_000000522010_00063_03123_1617.N1	05-OCT-2002 06:10:37	Dark	52.000	9	Alp Eri	0.45300	24000.	104	3123	No
108	GOM_NL__2PRFIN20021005_061229_000000582010_00063_03123_1618.N1	05-OCT-2002 06:12:29	Straylight	58.000	157	The1Eri	2.9060	9300.0	116	3123	No
109	GOM_NL__2PRFIN20021005_061552_000000502010_00063_03123_1619.N1	05-OCT-2002 06:15:52	Straylight	49.500	84	Alp Phe	2.3970	4500.0	99	3123	No
110	GOM_NL__2PRFIN20021005_062026_000000482010_00063_03123_1620.N1	05-OCT-2002 06:20:26	Straylight	47.500	18	24Alp PsA	1.1660	9700.0	95	3123	No
111	GOM_NL__2PRFIN20021005_062240_000000602010_00063_03123_1621.N1	05-OCT-2002 06:22:40	Straylight	59.500	52	16Bet Cet	2.0370	4500.0	119	3123	No
112	GOM_NL__2PRFIN20021005_062524_000002192010_00063_03123_1622.N1	05-OCT-2002 06:25:24	Tw_i_and_stray	219.00	165	34Gam Eri	2.9500	3200.0	438	3123	No
113	GOM_NL__2PRFIN20021005_063248_000000442010_00063_03123_1623.N1	05-OCT-2002 06:32:48	Bright	44.000	90	54Alp Peg	2.4870	11000.	88	3123	No
114	GOM_NL__2PRFIN20021005_063623_000000452010_00063_03123_1624.N1	05-OCT-2002 06:36:23	Bright	45.000	93	53Bet Peg	2.5200	3100.0	90	3123	No
115	GOM_NL__2PRFIN20021005_063922_000000752010_00063_03123_1625.N1	05-OCT-2002 06:39:22	Bright	75.000	50	13Alp Ari	2.0070	4250.0	150	3123	No
116	GOM_NL__2PRFIN20021005_064305_000000662010_00063_03123_1626.N1	05-OCT-2002 06:43:05	Bright	65.500	173	4Bet Tri	3.0040	8900.0	131	3123	No
117	GOM_NL__2PRFIN20021005_064520_000000492010_00063_03123_1627.N1	05-OCT-2002 06:45:20	Bright	49.000	68	18Alp Cas	2.2250	4500.0	98	3123	No
118	GOM_NL__2PRFIN20021005_064645_000000482010_00063_03123_1628.N1	05-OCT-2002 06:46:45	Bright	48.000	76	27Gam Cas	2.3000	30000.	96	3123	No
119	GOM_NL__2PRFIN20021005_065008_000000612010_00063_03123_1629.N1	05-OCT-2002 06:50:08	Bright	60.500	160	23Gam Per	2.9300	4700.0	121	3123	No
120	GOM_NL__2PRFIN20021005_065343_000000452010_00063_03123_1630.N1	05-OCT-2002 06:53:43	Bright	45.000	49	1Alp UMi	1.9900	6300.0	90	3123	No
121	GOM_NL__2PRFIN20021005_065603_000000452010_00063_03123_1631.N1	05-OCT-2002 06:56:03	Bright	45.000	60	7Bet UMi	2.0810	3950.0	90	3123	No
122	GOM_NL__2PRFIN20021005_070147_000000452010_00063_03123_1632.N1	05-OCT-2002 07:01:47	Bright	45.000	36	50Alp UMa	1.8000	6300.0	90	3123	No
123	GOM_NL__2PRFIN20021005_070317_000000422010_00063_03123_1633.N1	05-OCT-2002 07:03:17	Bright	42.000	82	48Bet UMa	2.3650	10600.	84	3123	No
124	GOM_NL__2PRFIN20021005_070633_000000422010_00063_03123_1634.N1	05-OCT-2002 07:06:33	Bright	41.500	174	52Psi UMa	3.0040	4400.0	83	3123	No
125	GOM_NL__2PRFIN20021005_071154_000000752010_00063_03123_1635.N1	05-OCT-2002 07:11:54	Bright	74.500	24	66Alp Gem	1.5800	10200.	149	3123	No
126	GOM_NL__2PRFIN20021005_071723_000001622010_00063_03123_1636.N1	05-OCT-2002 07:17:23	Straylight	162.00	170	27Eps Gem	3.0000	9700.0	324	3123	No
127	GOM_NL__2PRFIN20021005_072343_000000982010_00063_03123_1637.N1	05-OCT-2002 07:23:43	Dark	98.000	8	10Alp CMi	0.40000	6500.0	196	3123	No
128	GOM_NL__2PRFIN20021005_073241_000000542010_00063_03123_1638.N1	05-OCT-2002 07:32:41	Dark	53.500	65	Lam Vel	2.2040	4400.0	107	3123	No
129	GOM_NL__2PRFIN20021005_073412_000000522010_00063_03123_1639.N1	05-OCT-2002 07:34:12	Dark	52.000	70	Zet Pup	2.2460	39000.	104	3123	No
130	GOM_NL__2PRFIN20021005_073608_000001232010_00063_03123_1640.N1	05-OCT-2002 07:36:08	Dark	123.00	1	9Alp CMa	-1.4400	11000.	246	3123	No
131	GOM_NL__2PRFIN20021005_073922_000000522010_00064_03124_1606.N1	05-OCT-2002 07:39:22	Dark	51.500	161	Tau Pup	2.9310	4500.0	103	3124	No
132	GOM_NL__2PRFIN20021005_074046_000000612010_00064_03124_1607.N1	05-OCT-2002 07:40:46	Dark	61.000	2	Alp Car	-0.73600	7000.0	122	3124	No
133	GOM_NL__2PRFIN20021005_074342_000000762010_00064_03124_1608.N1	05-OCT-2002 07:43:42	Dark	75.500	108	Alp Col	2.6520	15200.	151	3124	No
134	GOM_NL__2PRFIN20021005_074722_000000452010_00064_03124_1609.N1	05-OCT-2002 07:47:22	Dark	44.500	135	Bet Hyi	2.8200	5800.0	89	3124	No
135	GOM_NL__2PRFIN20021005_074945_000000482010_00064_03124_1610.N1	05-OCT-2002 07:49:45	Dark	47.500	143	Alp Hyi	2.8570	7200.0	95	3124	No
136	GOM_NL__2PRFIN20021005_075113_000000602010_00064_03124_1611.N1	05-OCT-2002 07:51:13	Dark	60.000	9	Alp Eri	0.45300	24000.	120	3124	No
137	GOM_NL__2PRFIN20021005_075306_000000592010_00064_03124_1612.N1	05-OCT-2002 07:53:06	Straylight	58.500	157	The1Eri	2.9060	9300.0	117	3124	No
138	GOM_NL__2PRFIN20021005_075628_000000522010_00064_03124_1613.N1	05-OCT-2002 07:56:28	Straylight	52.000	84	Alp Phe	2.3970	4500.0	104	3124	No
139	GOM_NL__2PRFIN20021005_080103_000000462010_00064_03124_1614.N1	05-OCT-2002 08:01:03	Straylight	46.000	18	24Alp PsA	1.1660	9700.0	92	3124	No
140	GOM_NL__2PRFIN20021005_080316_000000592010_00064_03124_1615.N1	05-OCT-2002 08:03:16	Straylight	59.000	52	16Bet Cet	2.0370	4500.0	118	3124	No
141	GOM_NL__2PRFIN20021005_080559_000002192010_00064_03124_1616.N1	05-OCT-2002 08:05:59	Tw_i_and_stray	219.00	165	34Gam Eri	2.9500	3200.0	438	3124	No
142	GOM_NL__2PRFIN20021005_081324_000000422010_00064_03124_1617.N1	05-OCT-2002 08:13:24	Bright	41.500	90	54Alp Peg	2.4870	11000.	83	3124	No
143	GOM_NL__2PRFIN20021005_081659_000000462010_00064_03124_1618.N1	05-OCT-2002 08:16:59	Bright	45.500	93	53Bet Peg	2.5200	3100.0	91	3124	No
144	GOM_NL__2PRFIN20021005_081957_000000782010_00064_03124_1619.N1	05-OCT-2002 08:19:57	Bright	77.500	50	13Alp Ari	2.0070	4250.0	155	3124	No
145	GOM_NL__2PRFIN20021005_082340_000000672010_00064_03124_1620.N1	05-OCT-2002 08:23:40	Bright	66.500	173	4Bet Tri	3.0040	8900.0	133	3124	No
146	GOM_NL__2PRFIN20021005_082555_000000482010_00064_03124_1621.N1	05-OCT-2002 08:25:55	Bright	47.500	68	18Alp Cas	2.2250	4500.0	95	3124	No
147	GOM_NL__2PRFIN20021005_082721_000000472010_00064_03124_1622.N1	05-OCT-2002 08:27:21	Bright	47.000	76	27Gam Cas	2.3000	30000.	94	3124	No
148	GOM_NL__2PRFIN20021005_083043_000000582010_00064_03124_1623.N1	05-OCT-2002 08:30:43	Bright	57.500	160	23Gam Per	2.9300	4700.0	115	3124	No
149	GOM_NL__2PRFIN20021005_083419_000000422010_00064_03124_1624.N1	05-OCT-2002 08:34:19	Bright	42.000	49	1Alp UMi	1.9900	6300.0	84	3124	No
150	GOM_NL__2PRFIN20021005_083639_000000412010_00064_03124_1625.N1	05-OCT-2002 08:36:39	Bright	40.500	60	7Bet UMi	2.0810	3950.0	81	3124	No
151	GOM_NL__2PRFIN20021005_084223_000000442010_00064_03124_1626.N1	05-OCT-2002 08:42:23	Bright	44.000	36	50Alp UMa	1.8000	6300.0	88	3124	No
152	GOM_NL__2PRFIN20021005_084354_000000432010_00064_03124_1627.N1	05-OCT-2002 08:43:54	Bright	43.000	82	48Bet UMa	2.3650	10600.	86	3124	No
153	GOM_NL__2PRFIN20021005_084709_000000412010_00064_03124_1628.N1	05-OCT-2002 08:47:09	Bright	40.500	174	52Psi UMa	3.0040	4400.0	81	3124	No
154	GOM_NL__2PRFIN20021005_085230_000000732010_00064_03124_1629.N1	05-OCT-2002 08:52:30	Bright	72.500	24	66Alp Gem	1.5800	10200.	145	3124	No
155	GOM_NL__2PRFIN20021005_085801_000001612010_00064_03124_1630.N1	05-OCT-2002 08:58:01	Straylight	161.00	170	27Eps Gem	3.0000	9700.0	322	3124	No
156	GOM_NL__2PRFIN20021005_090420_000001022010_00064_03124_1631.N1	05-OCT-2002 09:04:20	Dark	102.00	8	10Alp CMi	0.40000	6500.0	204	3124	No
157	GOM_NL__2PRFIN20021005_091318_000000522010_00064_03124_1632.N1	05-OCT-2002 09:13:18	Dark	52.000	65	Lam Vel	2.2040	4400.0	104	3124	No
158	GOM_NL__2PRFIN20021005_091449_000000532010_00064_03124_1633.N1	05-OCT-2002 09:14:49	Dark	53.000	70	Zet Pup	2.2460	39000.	106	3124	No
159	GOM_NL__2PRFIN20021005_091646_000000982010_00064_03124_1634.N1	05-OCT-2002 09:16:46	Dark	97.500	1	9Alp CMa	-1.4400	11000.	195	3124	No
160	GOM_NL__2PRFIN20021005_091959_000000522010_00065_03125_8859.N1	05-OCT-2002 09:19:59	Dark	52.000	161	Tau Pup	2.9310	4500.0	104	3125	No

161	GOM_NL__2PRFIN20021005_092123_000000542010_00065_03125_8860.N1	05-OCT-2002 09:21:23	Dark	53.500	2	Alp Car	-0.73600	7000.0	107	3125	No
162	GOM_NL__2PRFIN20021005_092420_000000742010_00065_03125_8861.N1	05-OCT-2002 09:24:20	Dark	73.500	108	Alp Col	2.6520	15200.	147	3125	No
163	GOM_NL__2PRFIN20021005_092758_000000452010_00065_03125_8862.N1	05-OCT-2002 09:27:58	Dark	44.500	135	Bet Hyi	2.8200	5800.0	89	3125	No
164	GOM_NL__2PRFIN20021005_093022_000000462010_00065_03125_8863.N1	05-OCT-2002 09:30:22	Dark	46.000	143	Alp Hyi	2.8570	7200.0	92	3125	No
165	GOM_NL__2PRFIN20021005_093149_000000542010_00065_03125_8864.N1	05-OCT-2002 09:31:49	Dark	54.000	9	Alp Eri	0.45300	24000.	108	3125	No
166	GOM_NL__2PRFIN20021005_093343_000000572010_00065_03125_8865.N1	05-OCT-2002 09:33:43	Straylight	57.000	157	The1Eri	2.9060	9300.0	114	3125	No
167	GOM_NL__2PRFIN20021005_093705_000000502010_00065_03125_8866.N1	05-OCT-2002 09:37:05	Straylight	49.500	84	Alp Phe	2.3970	4500.0	99	3125	No
168	GOM_NL__2PRFIN20021005_094139_000000482010_00065_03125_8867.N1	05-OCT-2002 09:41:39	Straylight	47.500	18	24Alp PsA	1.1660	9700.0	95	3125	No
169	GOM_NL__2PRFIN20021005_094352_000000532010_00065_03125_8868.N1	05-OCT-2002 09:43:52	Straylight	52.500	52	16Bet Cet	2.0370	4500.0	105	3125	No
170	GOM_NL__2PRFIN20021005_094633_000002182010_00065_03125_1630.N1	05-OCT-2002 09:46:33	Tw_i_and_stray	218.00	165	34Gam Eri	2.9500	3200.0	436	3125	No
171	GOM_NL__2PRFIN20021005_095400_000000432010_00065_03125_1631.N1	05-OCT-2002 09:54:00	Bright	43.000	90	54Alp Peg	2.4870	11000.	86	3125	No
172	GOM_NL__2PRFIN20021005_095736_000000442010_00065_03125_1632.N1	05-OCT-2002 09:57:36	Bright	44.000	93	53Bet Peg	2.5200	3100.0	88	3125	No
173	GOM_NL__2PRFIN20021005_100128_000000522010_00065_03125_1633.N1	05-OCT-2002 10:01:28	Bright	52.000	53	43Bet And	2.0480	3300.0	104	3125	No
174	GOM_NL__2PRFIN20021005_100415_000000672010_00065_03125_1634.N1	05-OCT-2002 10:04:15	Bright	67.000	173	4Bet Tri	3.0040	8900.0	134	3125	No
175	GOM_NL__2PRFIN20021005_100631_000000482010_00065_03125_1635.N1	05-OCT-2002 10:06:31	Bright	48.000	68	18Alp Cas	2.2250	4500.0	96	3125	No
176	GOM_NL__2PRFIN20021005_100757_000000462010_00065_03125_1636.N1	05-OCT-2002 10:07:57	Bright	46.000	76	27Gam Cas	2.3000	30000.	92	3125	No
177	GOM_NL__2PRFIN20021005_101118_000000612010_00065_03125_1637.N1	05-OCT-2002 10:11:18	Bright	61.000	160	23Gam Per	2.9300	4700.0	122	3125	No
178	GOM_NL__2PRFIN20021005_101455_000000432010_00065_03125_1638.N1	05-OCT-2002 10:14:55	Bright	43.000	49	1Alp UMi	1.9900	6300.0	86	3125	No
179	GOM_NL__2PRFIN20021005_101716_000000442010_00065_03125_1639.N1	05-OCT-2002 10:17:16	Bright	44.000	60	7Bet UMi	2.0810	3950.0	88	3125	No
180	GOM_NL__2PRFIN20021005_102259_000000442010_00065_03125_1640.N1	05-OCT-2002 10:22:59	Bright	44.000	36	50Alp UMa	1.8000	6300.0	88	3125	No
181	GOM_NL__2PRFIN20021005_102430_000000492010_00065_03125_1641.N1	05-OCT-2002 10:24:30	Bright	49.000	82	48Bet UMa	2.3650	10600.	98	3125	No
182	GOM_NL__2PRFIN20021005_102746_000000422010_00065_03125_1642.N1	05-OCT-2002 10:27:46	Bright	41.500	174	52Psi UMa	3.0040	4400.0	83	3125	No
183	GOM_NL__2PRFIN20021005_103306_000000782010_00065_03125_1643.N1	05-OCT-2002 10:33:06	Bright	77.500	24	66Alp Gem	1.5800	10200.	155	3125	No
184	GOM_NL__2PRFIN20021005_103838_000001632010_00065_03125_1644.N1	05-OCT-2002 10:38:38	Straylight	163.00	170	27Eps Gem	3.0000	9700.0	326	3125	No
185	GOM_NL__2PRFIN20021005_104457_000000972010_00065_03125_1645.N1	05-OCT-2002 10:44:57	Dark	97.000	8	10Alp CMi	0.40000	6500.0	194	3125	No
186	GOM_NL__2PRFIN20021005_105354_000000532010_00065_03125_1646.N1	05-OCT-2002 10:53:54	Dark	52.500	65	Lam Vel	2.2040	4400.0	105	3125	No
187	GOM_NL__2PRFIN20021005_105525_000000502010_00065_03125_1647.N1	05-OCT-2002 10:55:25	Dark	49.500	70	Zet Pup	2.2460	39000.	99	3125	No
188	GOM_NL__2PRFIN20021005_105725_000001032010_00065_03125_1648.N1	05-OCT-2002 10:57:25	Dark	103.00	1	9Alp CMa	-1.4400	11000.	206	3125	No
189	GOM_NL__2PRFIN20021005_110036_000000522010_00066_03126_8858.N1	05-OCT-2002 11:00:36	Dark	52.000	161	Tau Pup	2.9310	4500.0	104	3126	No
190	GOM_NL__2PRFIN20021005_110200_000000542010_00066_03126_8859.N1	05-OCT-2002 11:02:00	Dark	53.500	2	Alp Car	-0.73600	7000.0	107	3126	No
191	GOM_NL__2PRFIN20021005_110457_000000762010_00066_03126_8860.N1	05-OCT-2002 11:04:57	Dark	75.500	108	Alp Col	2.6520	15200.	151	3126	No
192	GOM_NL__2PRFIN20021005_110835_000000432010_00066_03126_8861.N1	05-OCT-2002 11:08:35	Dark	43.000	135	Bet Hyi	2.8200	5800.0	86	3126	No
193	GOM_NL__2PRFIN20021005_111058_000000462010_00066_03126_8862.N1	05-OCT-2002 11:10:58	Dark	46.000	143	Alp Hyi	2.8570	7200.0	92	3126	No
194	GOM_NL__2PRFIN20021005_111226_000000582010_00066_03126_8863.N1	05-OCT-2002 11:12:26	Dark	58.000	9	Alp Eri	0.45300	24000.	116	3126	No
195	GOM_NL__2PRFIN20021005_111419_000000552010_00066_03126_8864.N1	05-OCT-2002 11:14:19	Straylight	55.000	157	The1Eri	2.9060	9300.0	110	3126	No
196	GOM_NL__2PRFIN20021005_111741_000000502010_00066_03126_8865.N1	05-OCT-2002 11:17:41	Straylight	50.000	84	Alp Phe	2.3970	4500.0	100	3126	No
197	GOM_NL__2PRFIN20021005_112215_000000482010_00066_03126_8866.N1	05-OCT-2002 11:22:15	Straylight	48.000	18	24Alp PsA	1.1660	9700.0	96	3126	No
198	GOM_NL__2PRFIN20021005_112429_000000562010_00066_03126_8867.N1	05-OCT-2002 11:24:29	Straylight	56.000	52	16Bet Cet	2.0370	4500.0	112	3126	No
199	GOM_NL__2PRFIN20021005_112708_000002182010_00066_03126_8868.N1	05-OCT-2002 11:27:08	Tw_i_and_stray	218.00	165	34Gam Eri	2.9500	3200.0	436	3126	No
200	GOM_NL__2PRFIN20021005_113436_000000432010_00066_03126_1636.N1	05-OCT-2002 11:34:36	Bright	43.000	90	54Alp Peg	2.4870	11000.	86	3126	No
201	GOM_NL__2PRFIN20021005_113812_000000422010_00066_03126_1637.N1	05-OCT-2002 11:38:12	Bright	42.000	93	53Bet Peg	2.5200	3100.0	84	3126	No
202	GOM_NL__2PRFIN20021005_114204_000000532010_00066_03126_1638.N1	05-OCT-2002 11:42:04	Bright	53.000	53	43Bet And	2.0480	3300.0	106	3126	No
203	GOM_NL__2PRFIN20021005_114450_000000642010_00066_03126_1639.N1	05-OCT-2002 11:44:50	Bright	63.500	173	4Bet Tri	3.0040	8900.0	127	3126	No
204	GOM_NL__2PRFIN20021005_114707_000000462010_00066_03126_1640.N1	05-OCT-2002 11:47:07	Bright	45.500	68	18Alp Cas	2.2250	4500.0	91	3126	No
205	GOM_NL__2PRFIN20021005_114833_000000462010_00066_03126_1641.N1	05-OCT-2002 11:48:33	Bright	46.000	76	27Gam Cas	2.3000	30000.	92	3126	No
206	GOM_NL__2PRFIN20021005_115153_000000602010_00066_03126_1642.N1	05-OCT-2002 11:51:53	Bright	60.000	160	23Gam Per	2.9300	4700.0	120	3126	No
207	GOM_NL__2PRFIN20021005_115531_000000422010_00066_03126_1643.N1	05-OCT-2002 11:55:31	Bright	42.000	49	1Alp UMi	1.9900	6300.0	84	3126	No
208	GOM_NL__2PRFIN20021005_115752_000000432010_00066_03126_1644.N1	05-OCT-2002 11:57:52	Bright	42.500	60	7Bet UMi	2.0810	3950.0	85	3126	No
209	GOM_NL__2PRFIN20021005_120335_000000442010_00066_03126_1645.N1	05-OCT-2002 12:03:35	Bright	44.000	36	50Alp UMa	1.8000	6300.0	88	3126	No
210	GOM_NL__2PRFIN20021005_120506_000000412010_00066_03126_1646.N1	05-OCT-2002 12:05:06	Bright	41.000	82	48Bet UMa	2.3650	10600.	82	3126	No
211	GOM_NL__2PRFIN20021005_120822_000000412010_00066_03126_1647.N1	05-OCT-2002 12:08:22	Bright	40.500	174	52Psi UMa	3.0040	4400.0	81	3126	No
212	GOM_NL__2PRFIN20021005_121343_000000752010_00066_03126_1648.N1	05-OCT-2002 12:13:43	Bright	74.500	24	66Alp Gem	1.5800	10200.	149	3126	No
213	GOM_NL__2PRFIN20021005_121915_000001682010_00066_03126_1649.N1	05-OCT-2002 12:19:15	Straylight	168.00	170	27Eps Gem	3.0000	9700.0	336	3126	No
214	GOM_NL__2PRFIN20021005_122535_000000922010_00066_03126_1650.N1	05-OCT-2002 12:25:35	Dark	91.500	8	10Alp CMi	0.40000	6500.0	183	3126	No
215	GOM_NL__2PRFIN20021005_123431_000000532010_00066_03126_1651.N1	05-OCT-2002 12:34:31	Dark	52.500	65	Lam Vel	2.2040	4400.0	105	3126	No
216	GOM_NL__2PRFIN20021005_123602_000000512010_00066_03126_1652.N1	05-OCT-2002 12:36:02	Dark	50.500	70	Zet Pup	2.2460	39000.	101	3126	No
217	GOM_NL__2PRFIN20021005_123803_000001012010_00066_03126_1653.N1	05-OCT-2002 12:38:03	Dark	101.00	1	9Alp CMa	-1.4400	11000.	202	3126	No
218	GOM_NL__2PRFIN20021005_124113_000000542010_00067_03127_8857.N1	05-OCT-2002 12:41:13	Dark	53.500	161	Tau Pup	2.9310	4500.0	107	3127	No
219	GOM_NL__2PRFIN20021005_124237_000000522010_00067_03127_8858.N1	05-OCT-2002 12:42:37	Dark	51.500	2	Alp Car	-0.73600	7000.0	103	3127	No

220	GOM_NL__2PRFIN20021005_124535_000000742010_00067_03127_8859.N1	05-OCT-2002 12:45:35	Dark	73.500	108	Alp Col	2.6520	15200.	147	3127	No
221	GOM_NL__2PRFIN20021005_124911_000000432010_00067_03127_8860.N1	05-OCT-2002 12:49:11	Dark	43.000	135	Bet Hyi	2.8200	5800.0	86	3127	No
222	GOM_NL__2PRFIN20021005_125135_000000442010_00067_03127_8861.N1	05-OCT-2002 12:51:35	Dark	44.000	143	Alp Hyi	2.8570	7200.0	88	3127	No
223	GOM_NL__2PRFIN20021005_125302_000000462010_00067_03127_8862.N1	05-OCT-2002 12:53:02	Dark	45.500	9	Alp Eri	0.45300	24000.	91	3127	No
224	GOM_NL__2PRFIN20021005_125456_000000592010_00067_03127_8863.N1	05-OCT-2002 12:54:56	Straylight	58.500	157	The1Eri	2.9060	9300.0	117	3127	No
225	GOM_NL__2PRFIN20021005_125818_000000472010_00067_03127_8864.N1	05-OCT-2002 12:58:18	Straylight	47.000	84	Alp Phe	2.3970	4500.0	94	3127	No
226	GOM_NL__2PRFIN20021005_130251_000000492010_00067_03127_8865.N1	05-OCT-2002 13:02:51	Straylight	49.000	18	24Alp PsA	1.1660	9700.0	98	3127	No
227	GOM_NL__2PRFIN20021005_130505_000000592010_00067_03127_8866.N1	05-OCT-2002 13:05:05	Straylight	58.500	52	16Bet Cet	2.0370	4500.0	117	3127	No
228	GOM_NL__2PRFIN20021005_130743_000002182010_00067_03127_1632.N1	05-OCT-2002 13:07:43	Twi_and_stray	218.00	165	34Gam Eri	2.9500	3200.0	436	3127	No
229	GOM_NL__2PRFIN20021005_131513_000000422010_00067_03127_1633.N1	05-OCT-2002 13:15:13	Bright	42.000	90	54Alp Peg	2.4870	11000.	84	3127	No
230	GOM_NL__2PRFIN20021005_131848_000000442010_00067_03127_1634.N1	05-OCT-2002 13:18:48	Bright	44.000	93	53Bet Peg	2.5200	3100.0	88	3127	No
231	GOM_NL__2PRFIN20021005_132239_000000522010_00067_03127_1635.N1	05-OCT-2002 13:22:39	Bright	51.500	53	43Bet And	2.0480	3300.0	103	3127	No
232	GOM_NL__2PRFIN20021005_132525_000000642010_00067_03127_1636.N1	05-OCT-2002 13:25:25	Bright	63.500	173	4Bet Tri	3.0040	8900.0	127	3127	No
233	GOM_NL__2PRFIN20021005_132743_000000472010_00067_03127_1637.N1	05-OCT-2002 13:27:43	Bright	47.000	68	18Alp Cas	2.2250	4500.0	94	3127	No
234	GOM_NL__2PRFIN20021005_132908_000000472010_00067_03127_1638.N1	05-OCT-2002 13:29:08	Bright	47.000	76	27Gam Cas	2.3000	30000.	94	3127	No
235	GOM_NL__2PRFIN20021005_133228_000000612010_00067_03127_1639.N1	05-OCT-2002 13:32:28	Bright	60.500	160	23Gam Per	2.9300	4700.0	121	3127	No
236	GOM_NL__2PRFIN20021005_133607_000000442010_00067_03127_1640.N1	05-OCT-2002 13:36:07	Bright	43.500	49	1Alp UMi	1.9900	6300.0	87	3127	No
237	GOM_NL__2PRFIN20021005_133829_000000422010_00067_03127_1641.N1	05-OCT-2002 13:38:29	Bright	41.500	60	7Bet UMi	2.0810	3950.0	83	3127	No
238	GOM_NL__2PRFIN20021005_134412_000000432010_00067_03127_1642.N1	05-OCT-2002 13:44:12	Bright	43.000	36	50Alp UMa	1.8000	6300.0	86	3127	No
239	GOM_NL__2PRFIN20021005_134543_000000402010_00067_03127_1643.N1	05-OCT-2002 13:45:43	Bright	39.500	82	48Bet UMa	2.3650	10600.	79	3127	No
240	GOM_NL__2PRFIN20021005_134858_000000412010_00067_03127_1644.N1	05-OCT-2002 13:48:58	Bright	41.000	174	52Psi UMa	3.0040	4400.0	82	3127	No
241	GOM_NL__2PRFIN20021005_135419_000000752010_00067_03127_1645.N1	05-OCT-2002 13:54:19	Bright	74.500	24	66Alp Gem	1.5800	10200.	149	3127	No
242	GOM_NL__2PRFIN20021005_135952_000001652010_00067_03127_1646.N1	05-OCT-2002 13:59:52	Straylight	165.00	170	27Eps Gem	3.0000	9700.0	330	3127	No
243	GOM_NL__2PRFIN20021005_140612_000001102010_00067_03127_1647.N1	05-OCT-2002 14:06:12	Dark	110.00	8	10Alp CMi	0.40000	6500.0	220	3127	No
244	GOM_NL__2PRFIN20021005_141508_000000532010_00067_03127_1648.N1	05-OCT-2002 14:15:08	Dark	52.500	65	Lam Vel	2.2040	4400.0	105	3127	No
245	GOM_NL__2PRFIN20021005_141639_000000502010_00067_03127_1649.N1	05-OCT-2002 14:16:39	Dark	50.000	70	Zet Pup	2.2460	39000.	100	3127	No
246	GOM_NL__2PRFIN20021005_141841_000001052010_00067_03127_1650.N1	05-OCT-2002 14:18:41	Dark	105.00	1	9Alp CMa	-1.4400	11000.	210	3127	No
247	GOM_NL__2PRFIN20021005_142149_000000512010_00068_03128_8856.N1	05-OCT-2002 14:21:49	Dark	50.500	161	Tau Pup	2.9310	4500.0	101	3128	No
248	GOM_NL__2PRFIN20021005_142314_000000572010_00068_03128_8857.N1	05-OCT-2002 14:23:14	Dark	56.500	2	Alp Car	-0.73600	7000.0	113	3128	No
249	GOM_NL__2PRFIN20021005_142612_000000742010_00068_03128_8858.N1	05-OCT-2002 14:26:12	Dark	73.500	108	Alp Col	2.6520	15200.	147	3128	No
250	GOM_NL__2PRFIN20021005_142947_000000432010_00068_03128_8859.N1	05-OCT-2002 14:29:47	Dark	43.000	135	Bet Hyi	2.8200	5800.0	86	3128	No
251	GOM_NL__2PRFIN20021005_143211_000000452010_00068_03128_8860.N1	05-OCT-2002 14:32:11	Dark	45.000	143	Alp Hyi	2.8570	7200.0	90	3128	No
252	GOM_NL__2PRFIN20021005_143339_000000512010_00068_03128_8861.N1	05-OCT-2002 14:33:39	Dark	51.000	9	Alp Eri	0.45300	24000.	102	3128	No
253	GOM_NL__2PRFIN20021005_143533_000000592010_00068_03128_8862.N1	05-OCT-2002 14:35:33	Straylight	59.000	157	The1Eri	2.9060	9300.0	118	3128	No
254	GOM_NL__2PRFIN20021005_143854_000000462010_00068_03128_8863.N1	05-OCT-2002 14:38:54	Straylight	46.000	84	Alp Phe	2.3970	4500.0	92	3128	No
255	GOM_NL__2PRFIN20021005_144328_000000492010_00068_03128_8864.N1	05-OCT-2002 14:43:28	Straylight	48.500	18	24Alp PsA	1.1660	9700.0	97	3128	No
256	GOM_NL__2PRFIN20021005_144541_000000562010_00068_03128_8865.N1	05-OCT-2002 14:45:41	Straylight	55.500	52	16Bet Cet	2.0370	4500.0	111	3128	No
257	GOM_NL__2PRFIN20021005_144818_000002182010_00068_03128_1632.N1	05-OCT-2002 14:48:18	Twi_and_stray	218.00	165	34Gam Eri	2.9500	3200.0	436	3128	No
258	GOM_NL__2PRFIN20021005_145549_000000422010_00068_03128_1633.N1	05-OCT-2002 14:55:49	Bright	41.500	90	54Alp Peg	2.4870	11000.	83	3128	No
259	GOM_NL__2PRFIN20021005_145925_000000412010_00068_03128_1634.N1	05-OCT-2002 14:59:25	Bright	41.000	93	53Bet Peg	2.5200	3100.0	82	3128	No
260	GOM_NL__2PRFIN20021005_150314_000000562010_00068_03128_1635.N1	05-OCT-2002 15:03:14	Bright	56.000	53	43Bet And	2.0480	3300.0	112	3128	No
261	GOM_NL__2PRFIN20021005_150559_000000622010_00068_03128_1636.N1	05-OCT-2002 15:05:59	Bright	62.000	173	4Bet Tri	3.0040	8900.0	124	3128	No
262	GOM_NL__2PRFIN20021005_150818_000000502010_00068_03128_1637.N1	05-OCT-2002 15:08:18	Bright	49.500	68	18Alp Cas	2.2250	4500.0	99	3128	No
263	GOM_NL__2PRFIN20021005_150943_000000482010_00068_03128_1638.N1	05-OCT-2002 15:09:43	Bright	47.500	76	27Gam Cas	2.3000	30000.	95	3128	No
264	GOM_NL__2PRFIN20021005_151302_000000572010_00068_03128_1639.N1	05-OCT-2002 15:13:02	Bright	56.500	160	23Gam Per	2.9300	4700.0	113	3128	No
265	GOM_NL__2PRFIN20021005_151642_000000442010_00068_03128_1640.N1	05-OCT-2002 15:16:42	Bright	44.000	49	1Alp UMi	1.9900	6300.0	88	3128	No
266	GOM_NL__2PRFIN20021005_151904_000000452010_00068_03128_1641.N1	05-OCT-2002 15:19:04	Bright	44.500	60	7Bet UMi	2.0810	3950.0	89	3128	No
267	GOM_NL__2PRFIN20021005_152447_000000442010_00068_03128_1642.N1	05-OCT-2002 15:24:47	Bright	44.000	36	50Alp UMa	1.8000	6300.0	88	3128	No
268	GOM_NL__2PRFIN20021005_152617_000000442010_00068_03128_1643.N1	05-OCT-2002 15:26:17	Bright	44.000	82	48Bet UMa	2.3650	10600.	88	3128	No
269	GOM_NL__2PRFIN20021005_152933_000000432010_00068_03128_1644.N1	05-OCT-2002 15:29:33	Bright	42.500	174	52Psi UMa	3.0040	4400.0	85	3128	No
270	GOM_NL__2PRFIN20021005_153454_000000772010_00068_03128_1645.N1	05-OCT-2002 15:34:54	Bright	77.000	24	66Alp Gem	1.5800	10200.	154	3128	No
271	GOM_NL__2PRFIN20021005_154029_000001532010_00068_03128_1646.N1	05-OCT-2002 15:40:29	Straylight	152.50	170	27Eps Gem	3.0000	9700.0	305	3128	No
272	GOM_NL__2PRFIN20021005_154649_000000992010_00068_03128_1647.N1	05-OCT-2002 15:46:49	Dark	98.500	8	10Alp CMi	0.40000	6500.0	197	3128	No
273	GOM_NL__2PRFIN20021005_155543_000000522010_00068_03128_1648.N1	05-OCT-2002 15:55:43	Dark	52.000	65	Lam Vel	2.2040	4400.0	104	3128	No
274	GOM_NL__2PRFIN20021005_155715_000000522010_00068_03128_1649.N1	05-OCT-2002 15:57:15	Dark	52.000	70	Zet Pup	2.2460	39000.	104	3128	No
275	GOM_NL__2PRFIN20021005_155919_000001032010_00068_03128_1650.N1	05-OCT-2002 15:59:19	Dark	102.50	1	9Alp CMa	-1.4400	11000.	205	3128	No
276	GOM_NL__2PRFIN20021005_160224_000000542010_00069_03129_8855.N1	05-OCT-2002 16:02:24	Dark	53.500	161	Tau Pup	2.9310	4500.0	107	3129	No
277	GOM_NL__2PRFIN20021005_160349_000000562010_00069_03129_8856.N1	05-OCT-2002 16:03:49	Dark	55.500	2	Alp Car	-0.73600	7000.0	111	3129	No
278	GOM_NL__2PRFIN20021005_160649_000000742010_00069_03129_8857.N1	05-OCT-2002 16:06:49	Dark	74.000	108	Alp Col	2.6520	15200.	148	3129	No

279	GOM_NL__2PRFIN20021005_161023_000000452010_00069_03129_8858.N1	05-OCT-2002 16:10:23	Dark	44.500	135	Bet Hyi	2.8200	5800.0	89	3129	No
280	GOM_NL__2PRFIN20021005_161246_000000472010_00069_03129_8859.N1	05-OCT-2002 16:12:46	Dark	46.500	143	Alp Hyi	2.8570	7200.0	93	3129	No
281	GOM_NL__2PRFIN20021005_161414_000000572010_00069_03129_8860.N1	05-OCT-2002 16:14:14	Dark	57.000	9	Alp Eri	0.45300	24000.	114	3129	No
282	GOM_NL__2PRFIN20021005_161608_000000582010_00069_03129_8861.N1	05-OCT-2002 16:16:08	Straylight	57.500	157	The1Eri	2.9060	9300.0	115	3129	No
283	GOM_NL__2PRFIN20021005_161929_000000472010_00069_03129_8862.N1	05-OCT-2002 16:19:29	Straylight	47.000	84	Alp Phe	2.3970	4500.0	94	3129	No
284	GOM_NL__2PRFIN20021005_162403_000000522010_00069_03129_8863.N1	05-OCT-2002 16:24:03	Straylight	52.000	18	24Alp PsA	1.1660	9700.0	104	3129	No
285	GOM_NL__2PRFIN20021005_162616_000000562010_00069_03129_1623.N1	05-OCT-2002 16:26:16	Straylight	55.500	52	16Bet Cet	2.0370	4500.0	111	3129	No
286	GOM_NL__2PRFIN20021005_162852_000002182010_00069_03129_1624.N1	05-OCT-2002 16:28:52	Tw_i_and_stray	218.00	165	34Gam Eri	2.9500	3200.0	436	3129	No
287	GOM_NL__2PRFIN20021005_163624_000000442010_00069_03129_1625.N1	05-OCT-2002 16:36:24	Bright	44.000	90	54Alp Peg	2.4870	11000.	88	3129	No
288	GOM_NL__2PRFIN20021005_163959_000000452010_00069_03129_1626.N1	05-OCT-2002 16:39:59	Bright	44.500	93	53Bet Peg	2.5200	3100.0	89	3129	No
289	GOM_NL__2PRFIN20021005_164349_000000552010_00069_03129_1627.N1	05-OCT-2002 16:43:49	Bright	54.500	53	43Bet And	2.0480	3300.0	109	3129	No
290	GOM_NL__2PRFIN20021005_164634_000000662010_00069_03129_1628.N1	05-OCT-2002 16:46:34	Bright	66.000	173	4Bet Tri	3.0040	8900.0	132	3129	No
291	GOM_NL__2PRFIN20021005_164853_000000492010_00069_03129_1629.N1	05-OCT-2002 16:48:53	Bright	49.000	68	18Alp Cas	2.2250	4500.0	98	3129	No
292	GOM_NL__2PRFIN20021005_165018_000000482010_00069_03129_1630.N1	05-OCT-2002 16:50:18	Bright	48.000	76	27Gam Cas	2.3000	30000.	96	3129	No
293	GOM_NL__2PRFIN20021005_165338_000000602010_00069_03129_1631.N1	05-OCT-2002 16:53:38	Bright	60.000	160	23Gam Per	2.9300	4700.0	120	3129	No
294	GOM_NL__2PRFIN20021005_165718_000000452010_00069_03129_1632.N1	05-OCT-2002 16:57:18	Bright	44.500	49	1Alp UMi	1.9900	6300.0	89	3129	No
295	GOM_NL__2PRFIN20021005_165940_000000452010_00069_03129_1633.N1	05-OCT-2002 16:59:40	Bright	45.000	60	7Bet UMi	2.0810	3950.0	90	3129	No
296	GOM_NL__2PRFIN20021005_170523_000000432010_00069_03129_1634.N1	05-OCT-2002 17:05:23	Bright	42.500	36	50Alp UMa	1.8000	6300.0	85	3129	No
297	GOM_NL__2PRFIN20021005_170653_000000442010_00069_03129_1635.N1	05-OCT-2002 17:06:53	Bright	43.500	82	48Bet UMa	2.3650	10600.	87	3129	No
298	GOM_NL__2PRFIN20021005_171009_000000582010_00069_03129_1636.N1	05-OCT-2002 17:10:09	Bright	58.000	174	52Psi UMa	3.0040	4400.0	116	3129	No
299	GOM_NL__2PRFIN20021005_171530_000000722010_00069_03129_1637.N1	05-OCT-2002 17:15:30	Bright	72.000	24	66Alp Gem	1.5800	10200.	144	3129	No
300	GOM_NL__2PRFIN20021005_172106_000001672010_00069_03129_1638.N1	05-OCT-2002 17:21:06	Straylight	166.50	170	27Eps Gem	3.0000	9700.0	333	3129	No
301	GOM_NL__2PRFIN20021005_172726_000001072010_00069_03129_1639.N1	05-OCT-2002 17:27:26	Dark	107.00	8	10Alp CMi	0.40000	6500.0	214	3129	No
302	GOM_NL__2PRFIN20021005_173619_000000522010_00069_03129_1640.N1	05-OCT-2002 17:36:19	Dark	52.000	65	Lam Vel	2.2040	4400.0	104	3129	No
303	GOM_NL__2PRFIN20021005_173751_000000552010_00069_03129_1641.N1	05-OCT-2002 17:37:51	Dark	55.000	70	Zet Pup	2.2460	39000.	110	3129	No
304	GOM_NL__2PRFIN20021005_173957_000001042010_00069_03129_1642.N1	05-OCT-2002 17:39:57	Dark	103.50	1	9Alp CMa	-1.4400	11000.	207	3129	No
305	GOM_NL__2PRFIN20021005_174302_000000522010_00070_03130_8874.N1	05-OCT-2002 17:43:02	Dark	51.500	161	Tau Pup	2.9310	4500.0	103	3130	No
306	GOM_NL__2PRFIN20021005_174426_000000562010_00070_03130_8875.N1	05-OCT-2002 17:44:26	Dark	56.000	2	Alp Car	-0.73600	7000.0	112	3130	No
307	GOM_NL__2PRFIN20021005_174726_000000772010_00070_03130_8876.N1	05-OCT-2002 17:47:26	Dark	76.500	108	Alp Col	2.6520	15200.	153	3130	No
308	GOM_NL__2PRFIN20021005_175058_000000452010_00070_03130_8877.N1	05-OCT-2002 17:50:58	Dark	44.500	135	Bet Hyi	2.8200	5800.0	89	3130	No
309	GOM_NL__2PRFIN20021005_175323_000000472010_00070_03130_8878.N1	05-OCT-2002 17:53:23	Dark	47.000	143	Alp Hyi	2.8570	7200.0	94	3130	No
310	GOM_NL__2PRFIN20021005_175450_000000592010_00070_03130_8879.N1	05-OCT-2002 17:54:50	Dark	58.500	9	Alp Eri	0.45300	24000.	117	3130	No
311	GOM_NL__2PRFIN20021005_175645_000000592010_00070_03130_8880.N1	05-OCT-2002 17:56:45	Straylight	58.500	157	The1Eri	2.9060	9300.0	117	3130	No
312	GOM_NL__2PRFIN20021005_180005_000000572010_00070_03130_8881.N1	05-OCT-2002 18:00:05	Straylight	57.000	84	Alp Phe	2.3970	4500.0	114	3130	No
313	GOM_NL__2PRFIN20021005_180439_000000482010_00070_03130_1714.N1	05-OCT-2002 18:04:39	Straylight	48.000	18	24Alp PsA	1.1660	9700.0	96	3130	No
314	GOM_NL__2PRFIN20021005_180652_000000562010_00070_03130_1715.N1	05-OCT-2002 18:06:52	Straylight	55.500	52	16Bet Cet	2.0370	4500.0	111	3130	No
315	GOM_NL__2PRFIN20021005_180927_000002182010_00070_03130_1716.N1	05-OCT-2002 18:09:27	Tw_i_and_stray	218.00	165	34Gam Eri	2.9500	3200.0	436	3130	No
316	GOM_NL__2PRFIN20021005_181700_000000442010_00070_03130_1717.N1	05-OCT-2002 18:17:00	Bright	44.000	90	54Alp Peg	2.4870	11000.	88	3130	No
317	GOM_NL__2PRFIN20021005_182036_000000472010_00070_03130_1718.N1	05-OCT-2002 18:20:36	Bright	46.500	93	53Bet Peg	2.5200	3100.0	93	3130	No
318	GOM_NL__2PRFIN20021005_182425_000000532010_00070_03130_1719.N1	05-OCT-2002 18:24:25	Bright	53.000	53	43Bet And	2.0480	3300.0	106	3130	No
319	GOM_NL__2PRFIN20021005_182709_000000652010_00070_03130_1720.N1	05-OCT-2002 18:27:09	Bright	65.000	173	4Bet Tri	3.0040	8900.0	130	3130	No
320	GOM_NL__2PRFIN20021005_182929_000000482010_00070_03130_1721.N1	05-OCT-2002 18:29:29	Bright	48.000	68	18Alp Cas	2.2250	4500.0	96	3130	No
321	GOM_NL__2PRFIN20021005_183054_000000482010_00070_03130_1722.N1	05-OCT-2002 18:30:54	Bright	47.500	76	27Gam Cas	2.3000	30000.	95	3130	No
322	GOM_NL__2PRFIN20021005_183413_000000602010_00070_03130_1723.N1	05-OCT-2002 18:34:13	Bright	60.000	160	23Gam Per	2.9300	4700.0	120	3130	No
323	GOM_NL__2PRFIN20021005_183754_000000422010_00070_03130_1724.N1	05-OCT-2002 18:37:54	Bright	42.000	49	1Alp UMi	1.9900	6300.0	84	3130	No
324	GOM_NL__2PRFIN20021005_184016_000000452010_00070_03130_1725.N1	05-OCT-2002 18:40:16	Bright	45.000	60	7Bet UMi	2.0810	3950.0	90	3130	No
325	GOM_NL__2PRFIN20021005_184559_000000452010_00070_03130_1726.N1	05-OCT-2002 18:45:59	Bright	44.500	36	50Alp UMa	1.8000	6300.0	89	3130	No
326	GOM_NL__2PRFIN20021005_184730_000000432010_00070_03130_1727.N1	05-OCT-2002 18:47:30	Bright	42.500	82	48Bet UMa	2.3650	10600.	85	3130	No
327	GOM_NL__2PRFIN20021005_185046_000000422010_00070_03130_1728.N1	05-OCT-2002 18:50:46	Bright	41.500	174	52Psi UMa	3.0040	4400.0	83	3130	No
328	GOM_NL__2PRFIN20021005_185744_000000832010_00070_03130_1729.N1	05-OCT-2002 18:57:44	Bright	83.000	17	78Bet Gem	1.1610	4500.0	166	3130	No
329	GOM_NL__2PRFIN20021005_190144_000001532010_00070_03130_1730.N1	05-OCT-2002 19:01:44	Straylight	152.50	170	27Eps Gem	3.0000	9700.0	305	3130	No
330	GOM_NL__2PRFIN20021005_190803_000001022010_00070_03130_1731.N1	05-OCT-2002 19:08:03	Dark	102.00	8	10Alp CMi	0.40000	6500.0	204	3130	No
331	GOM_NL__2PRFIN20021005_191449_000000572010_00070_03130_1732.N1	05-OCT-2002 19:14:49	Dark	57.000	132	15Rho Pup	2.8030	6900.0	114	3130	No
332	GOM_NL__2PRFIN20021005_191656_000000572010_00070_03130_1733.N1	05-OCT-2002 19:16:56	Dark	56.500	65	Lam Vel	2.2040	4400.0	113	3130	No
333	GOM_NL__2PRFIN20021005_191842_000000622010_00070_03130_1734.N1	05-OCT-2002 19:18:42	Dark	62.000	88	31Eta CMa	2.4480	20000.	124	3130	No
334	GOM_NL__2PRFIN20021005_192035_000001092010_00070_03130_1735.N1	05-OCT-2002 19:20:35	Dark	108.50	1	9Alp CMa	-1.4400	11000.	217	3130	No
335	GOM_NL__2PRFIN20021005_192338_000000542010_00071_03131_8873.N1	05-OCT-2002 19:23:38	Dark	53.500	161	Tau Pup	2.9310	4500.0	107	3131	No
336	GOM_NL__2PRFIN20021005_192502_000000672010_00071_03131_8874.N1	05-OCT-2002 19:25:02	Dark	66.500	2	Alp Car	-0.73600	7000.0	133	3131	No
337	GOM_NL__2PRFIN20021005_192804_000000752010_00071_03131_8875.N1	05-OCT-2002 19:28:04	Dark	75.000	108	Alp Col	2.6520	15200.	150	3131	No

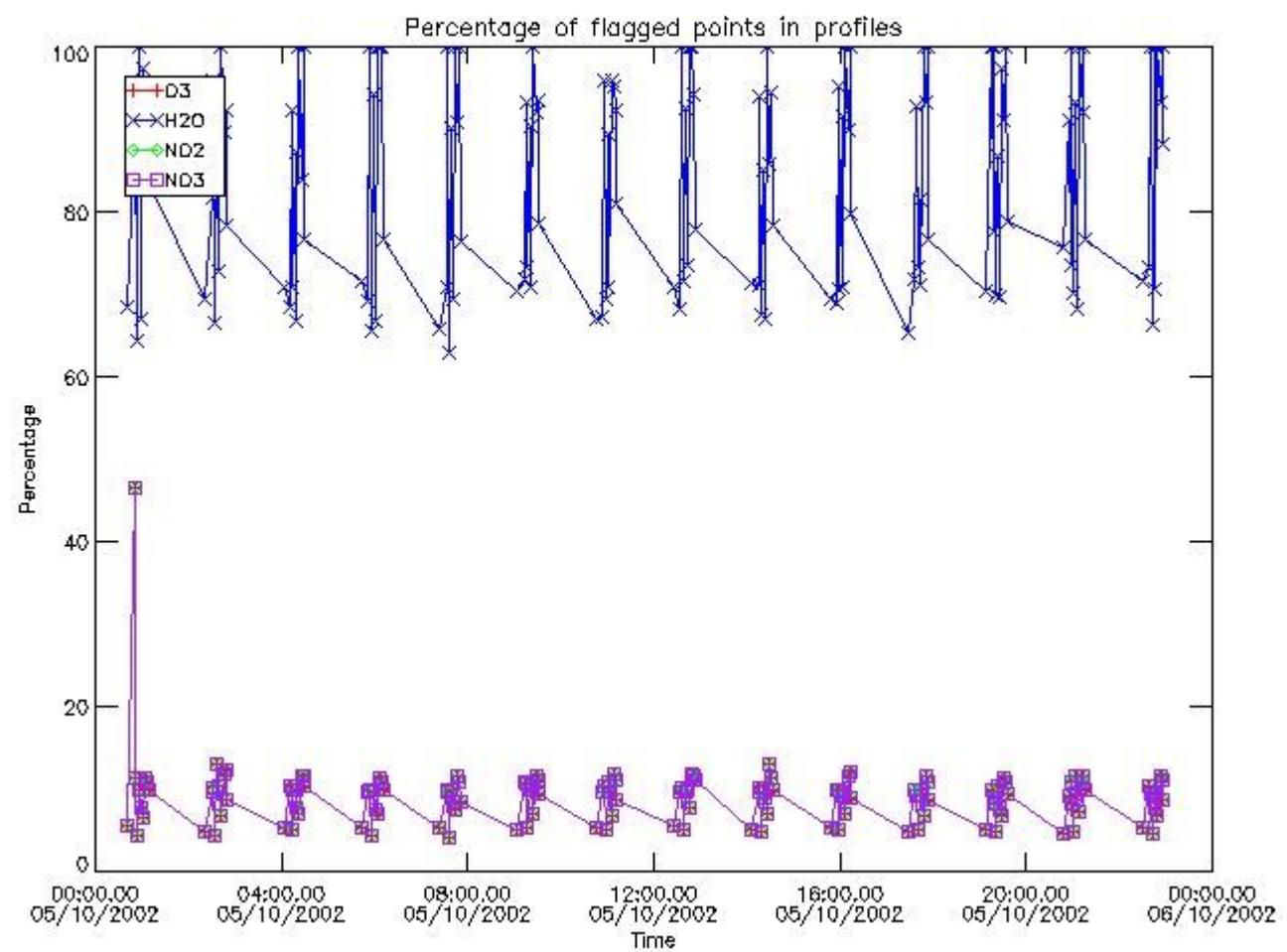
338	GOM_NL__2PRFIN20021005_193134_000000452010_00071_03131_8876.N1	05-OCT-2002 19:31:34	Dark	45.000	135	Bet Hyi	2.8200	5800.0	90	3131	No
339	GOM_NL__2PRFIN20021005_193359_000000472010_00071_03131_8877.N1	05-OCT-2002 19:33:59	Dark	46.500	143	Alp Hyi	2.8570	7200.0	93	3131	No
340	GOM_NL__2PRFIN20021005_193526_000000552010_00071_03131_8878.N1	05-OCT-2002 19:35:26	Dark	54.500	9	Alp Eri	0.45300	24000.	109	3131	No
341	GOM_NL__2PRFIN20021005_193721_000000582010_00071_03131_8879.N1	05-OCT-2002 19:37:21	Straylight	58.000	157	The1Eri	2.9060	9300.0	116	3131	No
342	GOM_NL__2PRFIN20021005_194041_000000552010_00071_03131_8880.N1	05-OCT-2002 19:40:41	Straylight	54.500	84	Alp Phe	2.3970	4500.0	109	3131	No
343	GOM_NL__2PRFIN20021005_194515_000000562010_00071_03131_1639.N1	05-OCT-2002 19:45:15	Straylight	56.000	18	24Alp PsA	1.1660	9700.0	112	3131	No
344	GOM_NL__2PRFIN20021005_194728_000000562010_00071_03131_1640.N1	05-OCT-2002 19:47:28	Straylight	55.500	52	16Bet Cet	2.0370	4500.0	111	3131	No
345	GOM_NL__2PRFIN20021005_195002_000002182010_00071_03131_1641.N1	05-OCT-2002 19:50:02	Tw_i_and_stray	218.00	165	34Gam Eri	2.9500	3200.0	436	3131	No
346	GOM_NL__2PRFIN20021005_195736_000000442010_00071_03131_1642.N1	05-OCT-2002 19:57:36	Bright	43.500	90	54Alp Peg	2.4870	11000.	87	3131	No
347	GOM_NL__2PRFIN20021005_200111_000000432010_00071_03131_1643.N1	05-OCT-2002 20:01:11	Bright	43.000	93	53Bet Peg	2.5200	3100.0	86	3131	No
348	GOM_NL__2PRFIN20021005_200500_000000582010_00071_03131_1644.N1	05-OCT-2002 20:05:00	Bright	57.500	53	43Bet And	2.0480	3300.0	115	3131	No
349	GOM_NL__2PRFIN20021005_200743_000000652010_00071_03131_1645.N1	05-OCT-2002 20:07:43	Bright	65.000	173	4Bet Tri	3.0040	8900.0	130	3131	No
350	GOM_NL__2PRFIN20021005_201004_000000492010_00071_03131_1646.N1	05-OCT-2002 20:10:04	Bright	48.500	68	18Alp Cas	2.2250	4500.0	97	3131	No
351	GOM_NL__2PRFIN20021005_201129_000000472010_00071_03131_1647.N1	05-OCT-2002 20:11:29	Bright	46.500	76	27Gam Cas	2.3000	30000.	93	3131	No
352	GOM_NL__2PRFIN20021005_201447_000000612010_00071_03131_1648.N1	05-OCT-2002 20:14:47	Bright	60.500	160	23Gam Per	2.9300	4700.0	121	3131	No
353	GOM_NL__2PRFIN20021005_201830_000000422010_00071_03131_1649.N1	05-OCT-2002 20:18:30	Bright	42.000	49	1Alp UMi	1.9900	6300.0	84	3131	No
354	GOM_NL__2PRFIN20021005_202052_000000452010_00071_03131_1650.N1	05-OCT-2002 20:20:52	Bright	45.000	60	7Bet UMi	2.0810	3950.0	90	3131	No
355	GOM_NL__2PRFIN20021005_202634_000000452010_00071_03131_1651.N1	05-OCT-2002 20:26:34	Bright	45.000	36	50Alp UMa	1.8000	6300.0	90	3131	No
356	GOM_NL__2PRFIN20021005_202805_000000442010_00071_03131_1652.N1	05-OCT-2002 20:28:05	Bright	44.000	82	48Bet UMa	2.3650	10600.	88	3131	No
357	GOM_NL__2PRFIN20021005_203121_000000432010_00071_03131_1653.N1	05-OCT-2002 20:31:21	Bright	42.500	174	52Psi UMa	3.0040	4400.0	85	3131	No
358	GOM_NL__2PRFIN20021005_203820_000000882010_00071_03131_1654.N1	05-OCT-2002 20:38:20	Bright	87.500	17	78Bet Gem	1.1610	4500.0	175	3131	No
359	GOM_NL__2PRFIN20021005_204221_000001672010_00071_03131_1655.N1	05-OCT-2002 20:42:21	Straylight	167.00	170	27Eps Gem	3.0000	9700.0	334	3131	No
360	GOM_NL__2PRFIN20021005_204840_000001112010_00071_03131_1656.N1	05-OCT-2002 20:48:40	Dark	111.00	8	10Alp CMi	0.40000	6500.0	222	3131	No
361	GOM_NL__2PRFIN20021005_205526_000000562010_00071_03131_1657.N1	05-OCT-2002 20:55:26	Dark	56.000	132	15Rho Pup	2.8030	6900.0	112	3131	No
362	GOM_NL__2PRFIN20021005_205732_000000522010_00071_03131_1658.N1	05-OCT-2002 20:57:32	Dark	51.500	65	Lam Vel	2.2040	4400.0	103	3131	No
363	GOM_NL__2PRFIN20021005_205919_000000622010_00071_03131_1659.N1	05-OCT-2002 20:59:19	Dark	61.500	88	31Eta CMa	2.4480	20000.	123	3131	No
364	GOM_NL__2PRFIN20021005_210113_000001052010_00071_03131_1660.N1	05-OCT-2002 21:01:13	Dark	104.50	1	9Alp CMa	-1.4400	11000.	209	3131	No
365	GOM_NL__2PRFIN20021005_210415_000000532010_00072_03132_8872.N1	05-OCT-2002 21:04:15	Dark	53.000	161	Tau Pup	2.9310	4500.0	106	3132	No
366	GOM_NL__2PRFIN20021005_210539_000000592010_00072_03132_8873.N1	05-OCT-2002 21:05:39	Dark	58.500	2	Alp Car	-0.73600	7000.0	117	3132	No
367	GOM_NL__2PRFIN20021005_210841_000000772010_00072_03132_8874.N1	05-OCT-2002 21:08:41	Dark	76.500	108	Alp Col	2.6520	15200.	153	3132	No
368	GOM_NL__2PRFIN20021005_211211_000000452010_00072_03132_8875.N1	05-OCT-2002 21:12:11	Dark	44.500	135	Bet Hyi	2.8200	5800.0	89	3132	No
369	GOM_NL__2PRFIN20021005_211435_000000472010_00072_03132_8876.N1	05-OCT-2002 21:14:35	Dark	47.000	143	Alp Hyi	2.8570	7200.0	94	3132	No
370	GOM_NL__2PRFIN20021005_211603_000000522010_00072_03132_8877.N1	05-OCT-2002 21:16:03	Dark	52.000	9	Alp Eri	0.45300	24000.	104	3132	No
371	GOM_NL__2PRFIN20021005_211758_000000602010_00072_03132_8878.N1	05-OCT-2002 21:17:58	Straylight	59.500	157	The1Eri	2.9060	9300.0	119	3132	No
372	GOM_NL__2PRFIN20021005_212117_000000512010_00072_03132_8879.N1	05-OCT-2002 21:21:17	Straylight	51.000	84	Alp Phe	2.3970	4500.0	102	3132	No
373	GOM_NL__2PRFIN20021005_212551_000000482010_00072_03132_1712.N1	05-OCT-2002 21:25:51	Straylight	48.000	18	24Alp PsA	1.1660	9700.0	96	3132	No
374	GOM_NL__2PRFIN20021005_212804_000000562010_00072_03132_1713.N1	05-OCT-2002 21:28:04	Straylight	56.000	52	16Bet Cet	2.0370	4500.0	112	3132	No
375	GOM_NL__2PRFIN20021005_213036_000002182010_00072_03132_1714.N1	05-OCT-2002 21:30:36	Tw_i_and_stray	218.00	165	34Gam Eri	2.9500	3200.0	436	3132	No
376	GOM_NL__2PRFIN20021005_213812_000000442010_00072_03132_1715.N1	05-OCT-2002 21:38:12	Bright	44.000	90	54Alp Peg	2.4870	11000.	88	3132	No
377	GOM_NL__2PRFIN20021005_214147_000000442010_00072_03132_1716.N1	05-OCT-2002 21:41:47	Bright	43.500	93	53Bet Peg	2.5200	3100.0	87	3132	No
378	GOM_NL__2PRFIN20021005_214535_000000552010_00072_03132_1717.N1	05-OCT-2002 21:45:35	Bright	55.000	53	43Bet And	2.0480	3300.0	110	3132	No
379	GOM_NL__2PRFIN20021005_214818_000000672010_00072_03132_1718.N1	05-OCT-2002 21:48:18	Bright	66.500	173	4Bet Tri	3.0040	8900.0	133	3132	No
380	GOM_NL__2PRFIN20021005_215039_000000502010_00072_03132_1719.N1	05-OCT-2002 21:50:39	Bright	49.500	68	18Alp Cas	2.2250	4500.0	99	3132	No
381	GOM_NL__2PRFIN20021005_215204_000000492010_00072_03132_1720.N1	05-OCT-2002 21:52:04	Bright	48.500	76	27Gam Cas	2.3000	30000.	97	3132	No
382	GOM_NL__2PRFIN20021005_215522_000000572010_00072_03132_1721.N1	05-OCT-2002 21:55:22	Bright	56.500	160	23Gam Per	2.9300	4700.0	113	3132	No
383	GOM_NL__2PRFIN20021005_215905_000000422010_00072_03132_1722.N1	05-OCT-2002 21:59:05	Bright	41.500	49	1Alp UMi	1.9900	6300.0	83	3132	No
384	GOM_NL__2PRFIN20021005_220128_000000402010_00072_03132_1723.N1	05-OCT-2002 22:01:28	Bright	39.500	60	7Bet UMi	2.0810	3950.0	79	3132	No
385	GOM_NL__2PRFIN20021005_220710_000000462010_00072_03132_1724.N1	05-OCT-2002 22:07:10	Bright	45.500	36	50Alp UMa	1.8000	6300.0	91	3132	No
386	GOM_NL__2PRFIN20021005_220841_000000452010_00072_03132_1725.N1	05-OCT-2002 22:08:41	Bright	44.500	82	48Bet UMa	2.3650	10600.	89	3132	No
387	GOM_NL__2PRFIN20021005_221157_000000442010_00072_03132_1726.N1	05-OCT-2002 22:11:57	Bright	43.500	174	52Psi UMa	3.0040	4400.0	87	3132	No
388	GOM_NL__2PRFIN20021005_221856_000000782010_00072_03132_1727.N1	05-OCT-2002 22:18:56	Bright	78.000	17	78Bet Gem	1.1610	4500.0	156	3132	No
389	GOM_NL__2PRFIN20021005_222258_000001692010_00072_03132_1728.N1	05-OCT-2002 22:22:58	Straylight	169.00	170	27Eps Gem	3.0000	9700.0	338	3132	No
390	GOM_NL__2PRFIN20021005_222917_000000992010_00072_03132_1729.N1	05-OCT-2002 22:29:17	Dark	98.500	8	10Alp CMi	0.40000	6500.0	197	3132	No
391	GOM_NL__2PRFIN20021005_223808_000000492010_00072_03132_1730.N1	05-OCT-2002 22:38:08	Dark	49.000	65	Lam Vel	2.2040	4400.0	98	3132	No
392	GOM_NL__2PRFIN20021005_223957_000000602010_00072_03132_1731.N1	05-OCT-2002 22:39:57	Dark	59.500	88	31Eta CMa	2.4480	20000.	119	3132	No
393	GOM_NL__2PRFIN20021005_224151_000001102010_00072_03132_1732.N1	05-OCT-2002 22:41:51	Dark	110.00	1	9Alp CMa	-1.4400	11000.	220	3132	No
394	GOM_NL__2PRFIN20021005_224452_000000532010_00073_03133_8871.N1	05-OCT-2002 22:44:52	Dark	52.500	161	Tau Pup	2.9310	4500.0	105	3133	No
395	GOM_NL__2PRFIN20021005_224616_000000672010_00073_03133_8872.N1	05-OCT-2002 22:46:16	Dark	66.500	2	Alp Car	-0.73600	7000.0	133	3133	No
396	GOM_NL__2PRFIN20021005_224919_000000752010_00073_03133_8873.N1	05-OCT-2002 22:49:19	Dark	74.500	108	Alp Col	2.6520	15200.	149	3133	No

397	GOM_NL__2PRFIN20021005_225247_000000452010_00073_03133_8874.N1	05-OCT-2002 22:52:47	Dark	44.500	135	Bet Hyi	2.8200	5800.0	89	3133	No
398	GOM_NL__2PRFIN20021005_225512_000000462010_00073_03133_8875.N1	05-OCT-2002 22:55:12	Dark	46.000	143	Alp Hyi	2.8570	7200.0	92	3133	No
399	GOM_NL__2PRFIN20021005_225639_000000602010_00073_03133_8876.N1	05-OCT-2002 22:56:39	Dark	59.500	9	Alp Eri	0.45300	24000.	119	3133	No
400	GOM_NL__2PRFIN20021005_225835_000000582010_00073_03133_8877.N1	05-OCT-2002 22:58:35	Straylight	58.000	157	The1Eri	2.9060	9300.0	116	3133	No
401	GOM_NL__2PRFIN20021005_230154_000000482010_00073_03133_1711.N1	05-OCT-2002 23:01:54	Dark	48.000	84	Alp Phe	2.3970	4500.0	96	3133	Yes
402	GOM_NL__2PRFIN20021005_230627_000000472010_00073_03133_1712.N1	05-OCT-2002 23:06:27	Straylight	46.500	18	24Alp PsA	1.1660	9700.0	93	3133	No
403	GOM_NL__2PRFIN20021005_230840_000000552010_00073_03133_1713.N1	05-OCT-2002 23:08:40	Straylight	54.500	52	16Bet Cet	2.0370	4500.0	109	3133	No
404	GOM_NL__2PRFIN20021005_231111_000002182010_00073_03133_1714.N1	05-OCT-2002 23:11:11	Twilight_and_stray	218.00	165	34Gam Eri	2.9500	3200.0	436	3133	No
405	GOM_NL__2PRFIN20021005_231848_000000432010_00073_03133_1715.N1	05-OCT-2002 23:18:48	Bright	43.000	90	54Alp Peg	2.4870	11000.	86	3133	No
406	GOM_NL__2PRFIN20021005_232223_000000462010_00073_03133_1716.N1	05-OCT-2002 23:22:23	Bright	46.000	93	53Bet Peg	2.5200	3100.0	92	3133	No
407	GOM_NL__2PRFIN20021005_232610_000000562010_00073_03133_1717.N1	05-OCT-2002 23:26:10	Bright	56.000	53	43Bet And	2.0480	3300.0	112	3133	No
408	GOM_NL__2PRFIN20021005_232853_000000652010_00073_03133_1718.N1	05-OCT-2002 23:28:53	Bright	65.000	173	4Bet Tri	3.0040	8900.0	130	3133	No
409	GOM_NL__2PRFIN20021005_233115_000000502010_00073_03133_1719.N1	05-OCT-2002 23:31:15	Bright	49.500	68	18Alp Cas	2.2250	4500.0	99	3133	No
410	GOM_NL__2PRFIN20021005_233240_000000482010_00073_03133_1720.N1	05-OCT-2002 23:32:40	Bright	47.500	76	27Gam Cas	2.3000	30000.	95	3133	No
411	GOM_NL__2PRFIN20021005_233558_000000612010_00073_03133_1721.N1	05-OCT-2002 23:35:58	Bright	61.000	160	23Gam Per	2.9300	4700.0	122	3133	No
412	GOM_NL__2PRFIN20021005_233941_000000442010_00073_03133_1722.N1	05-OCT-2002 23:39:41	Bright	43.500	49	1Alp UMi	1.9900	6300.0	87	3133	No
413	GOM_NL__2PRFIN20021005_234205_000000412010_00073_03133_1723.N1	05-OCT-2002 23:42:05	Bright	41.000	60	7Bet UMi	2.0810	3950.0	82	3133	No
414	GOM_NL__2PRFIN20021005_234746_000000462010_00073_03133_1724.N1	05-OCT-2002 23:47:46	Bright	45.500	36	50Alp UMa	1.8000	6300.0	91	3133	No
415	GOM_NL__2PRFIN20021005_234917_000000452010_00073_03133_1725.N1	05-OCT-2002 23:49:17	Bright	44.500	82	48Bet UMa	2.3650	10600.	89	3133	No
416	GOM_NL__2PRFIN20021005_235233_000000422010_00073_03133_1726.N1	05-OCT-2002 23:52:33	Bright	42.000	174	52Psi UMa	3.0040	4400.0	84	3133	No
417	GOM_NL__2PRFIN20021005_235932_000000832010_00073_03133_1727.N1	05-OCT-2002 23:59:32	Bright	82.500	17	78Bet Gem	1.1610	4500.0	165	3133	No

3. Quality information per product


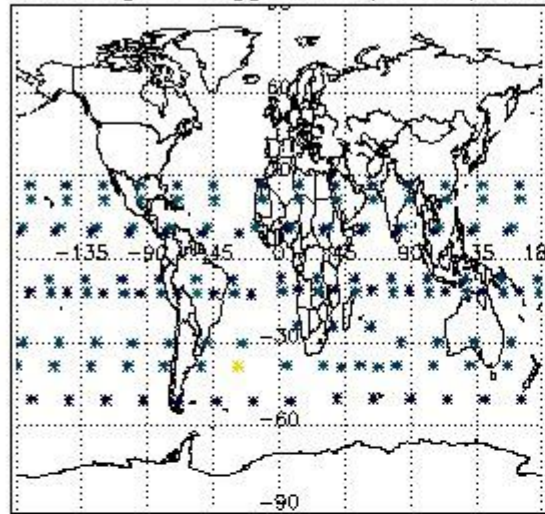
In this section it is plotted some information contained in the Quality Summary data set of the level 2 products. Only products in dark limb conditions and without errors (error flag in the MPH set to "0") are used.

3.1 Plot quality information per product (time dependant)


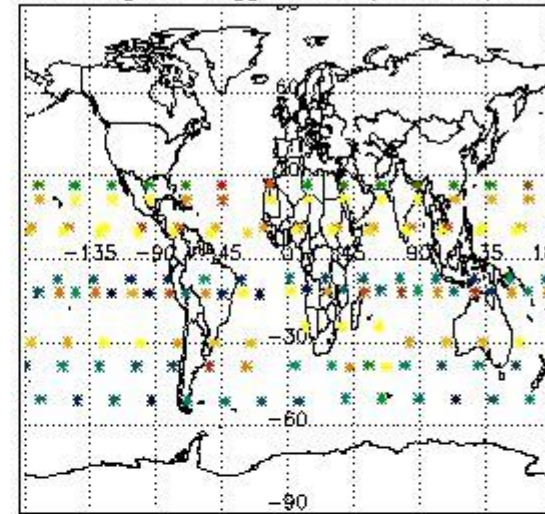


3.2 Plot quality information per product (world map)


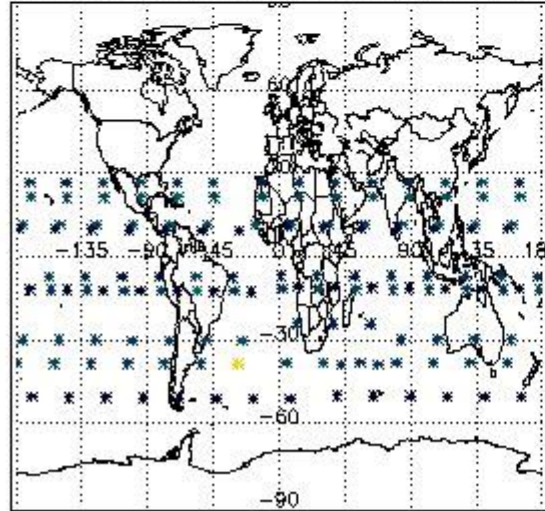
Percentage of flagged data per O3 profile



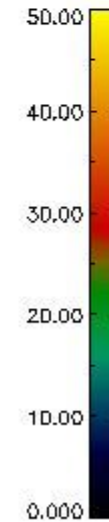
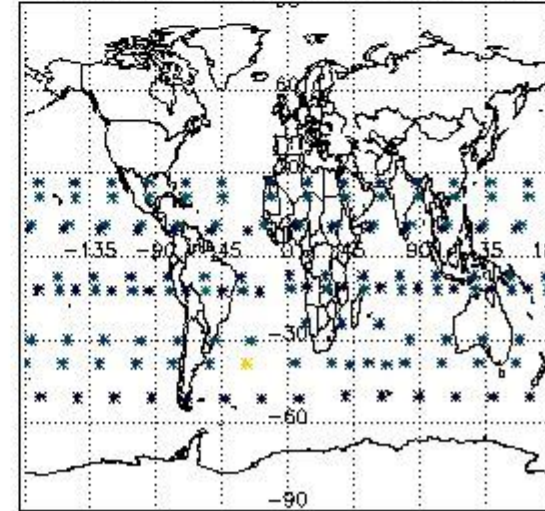
Percentage of flagged data per H2O profile



Percentage of flagged data per NO2 profile



Percentage of flagged data per NO3 profile

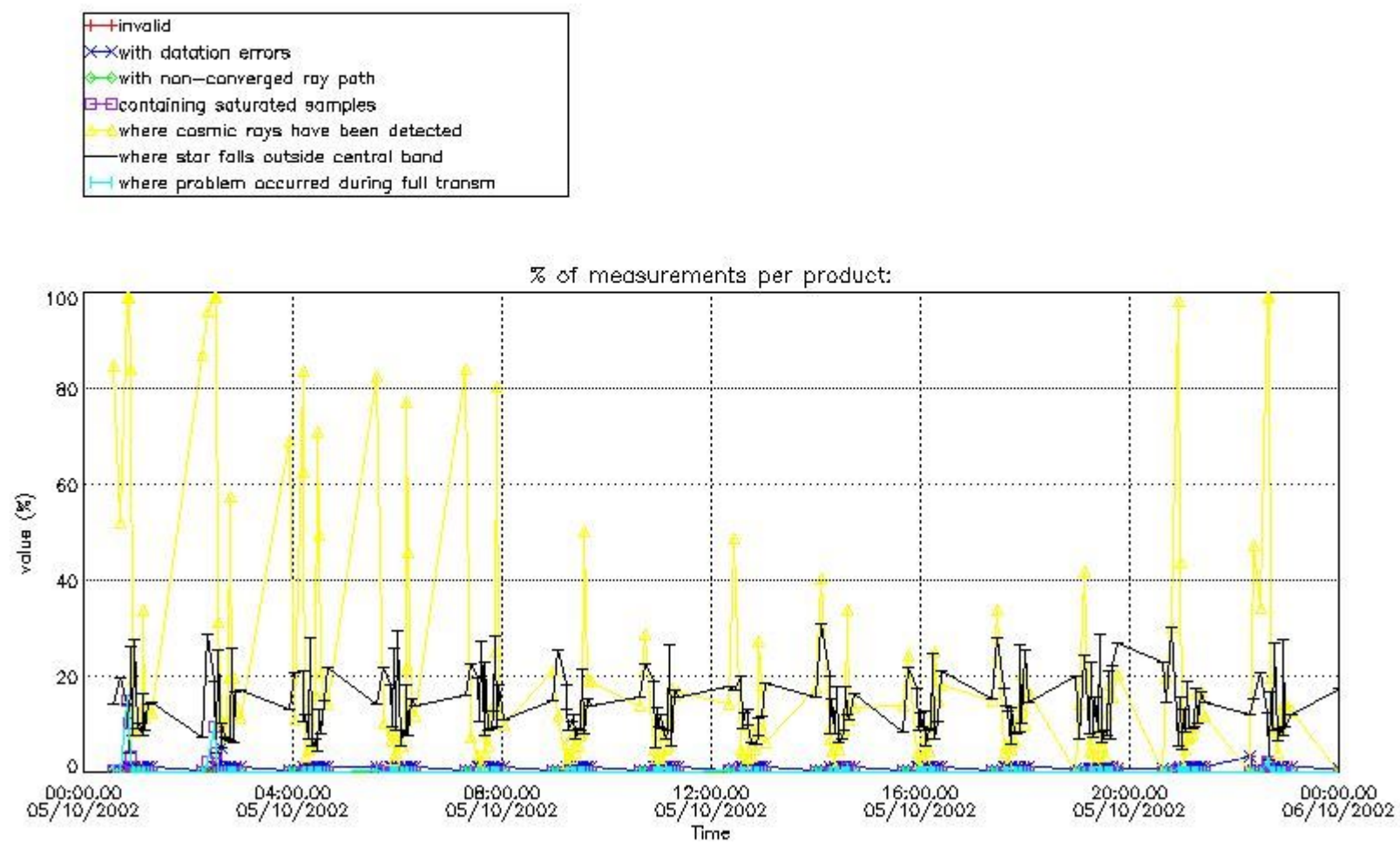


4. Level 1 quality information per product

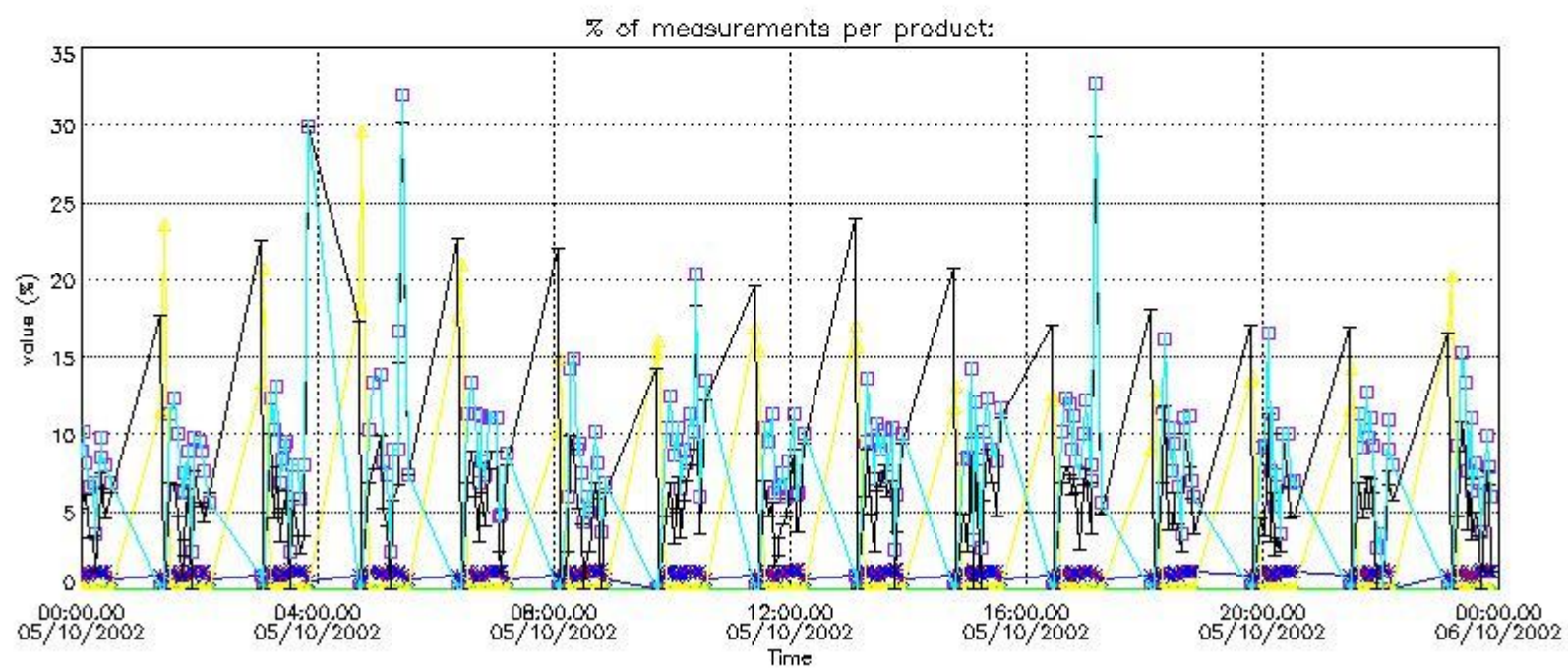
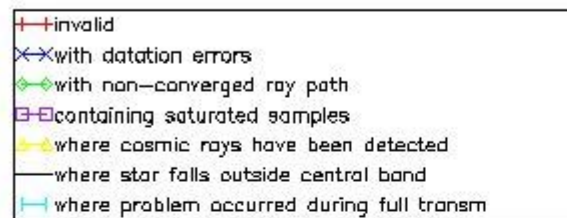
In this section it is plotted some information contained in the Quality Summary data set of the level 2 products that comes from the level 1b processing. Products without errors (error flag in the MPH set to "0") are used.

4.1 Plot quality information per product (time dependant) coming from level 1b processing

4.1.1 Plot level 1 quality information per product (time dependant): ENVISAT ASCENDING passes

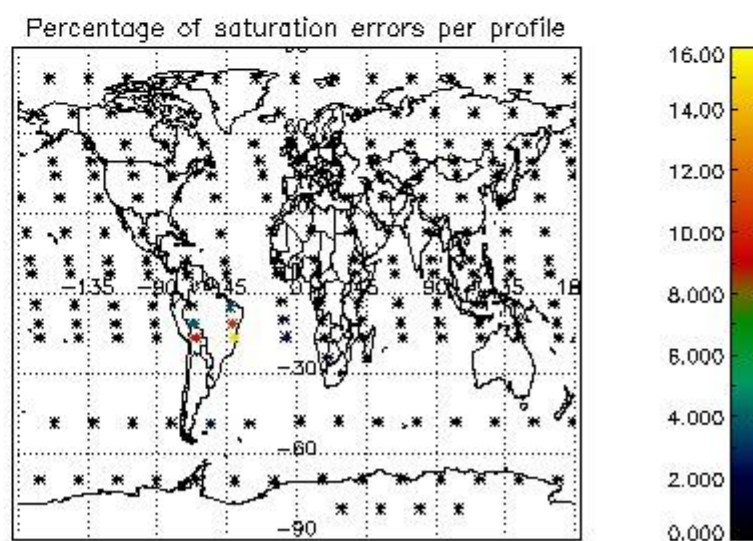
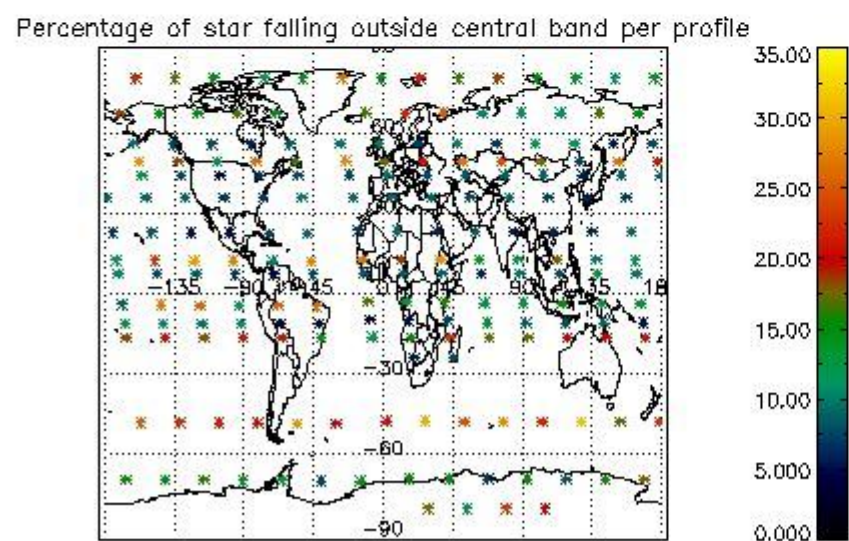
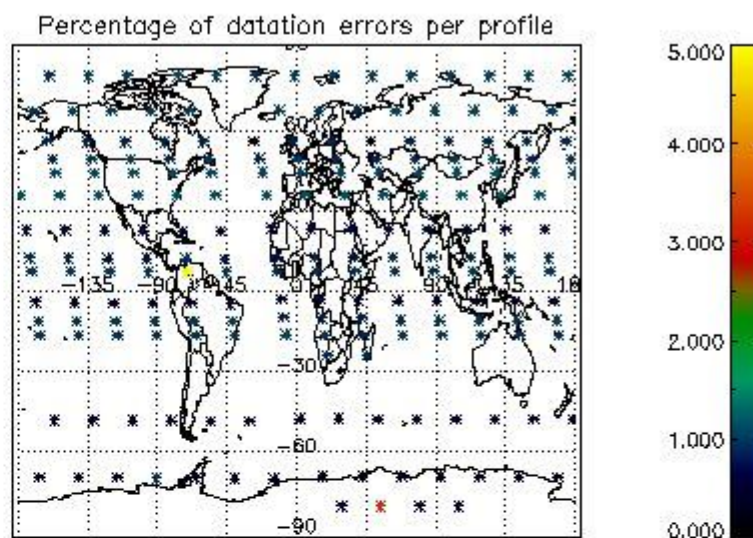
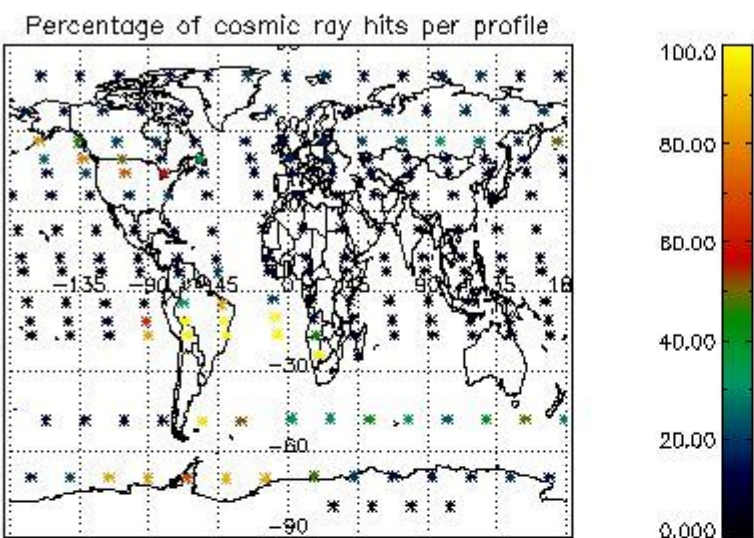


4.1.2 Plot level 1 quality information per product (time dependant): ENVI SAT DESCENDING passes

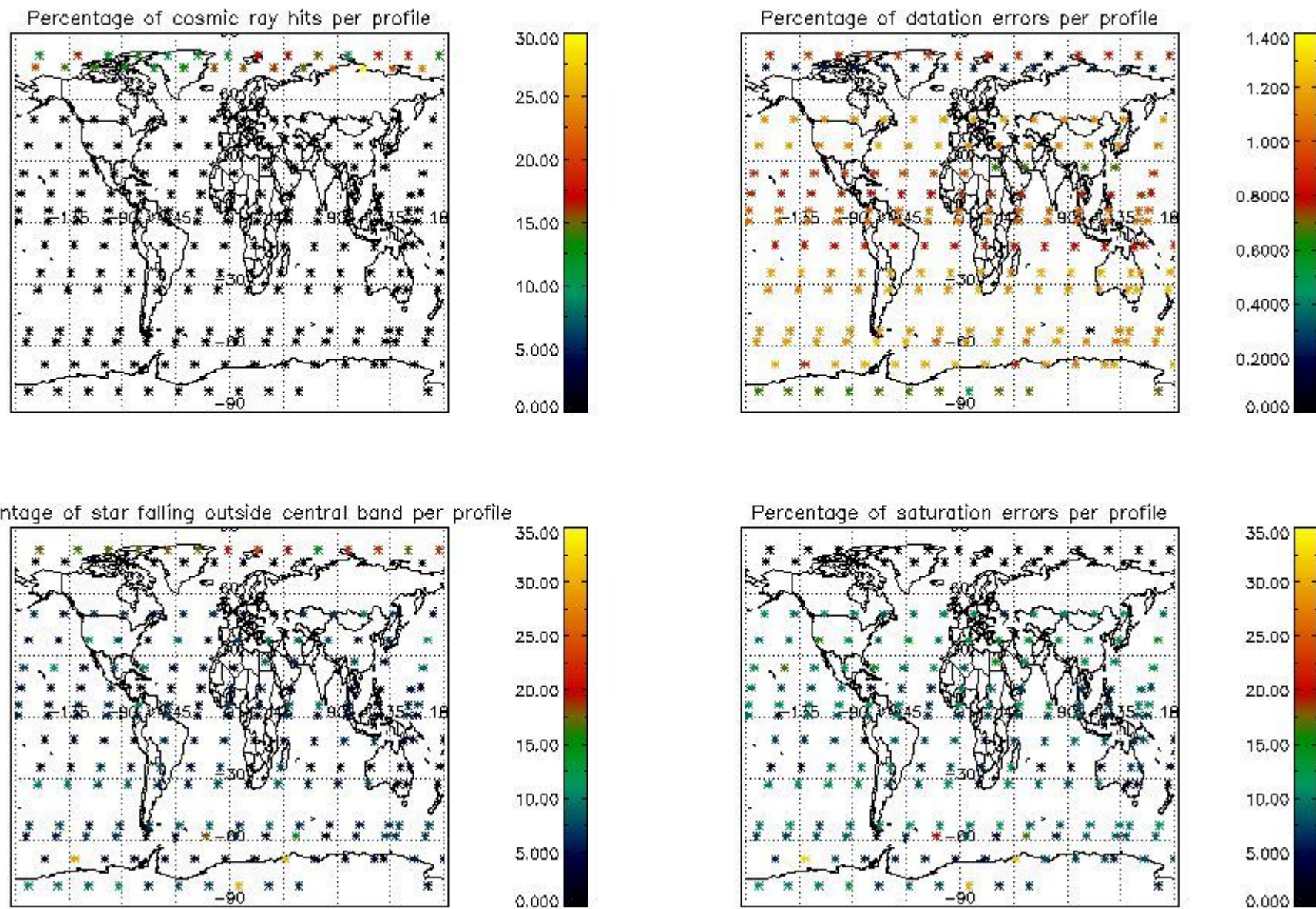


4.2 Plot quality information per product coming from level 1b processing (world map)

4.2.1 Plot level 1 quality information per product (world map): ENVISAT ASCENDING passes



4.2.2 Plot level 1 quality information per product (world map): ENVISAT DESCENDING passes



5. Trace gas profiles

5.1 Ozone statistics based on quality of products

The final quality of the products can be "measured" using the STD (Standard Deviation) attached to every point profile. This information is written to the parameter GOM_NL__2P/NL_LOCAL_SPECIES_DENSITY/o3_std of the level 2 products. The table below shows the statistics for given STD ranges.

The statistics are given with respect to the overall valid production:

- Products without fatal errors: GOM_NL__2P/MPH/PRODUCT_ERR=0
- Valid point profile: GOM_NL__2P/NL_LOCAL_SPECIES_DENSITY/pcd(0)=0

The 'Criteria' is applied to valid points of dark limb products:

- Products in dark limb illumination condition: GOM_NL__2P/NL_SUMMARY_QUALITY/obs_ill_cond=0
- Products without fatal errors: GOM_NL__2P/MPH/PRODUCT_ERR=0
- Valid point profile: GOM_NL__2P/NL_LOCAL_SPECIES_DENSITY/pcd(0)=0

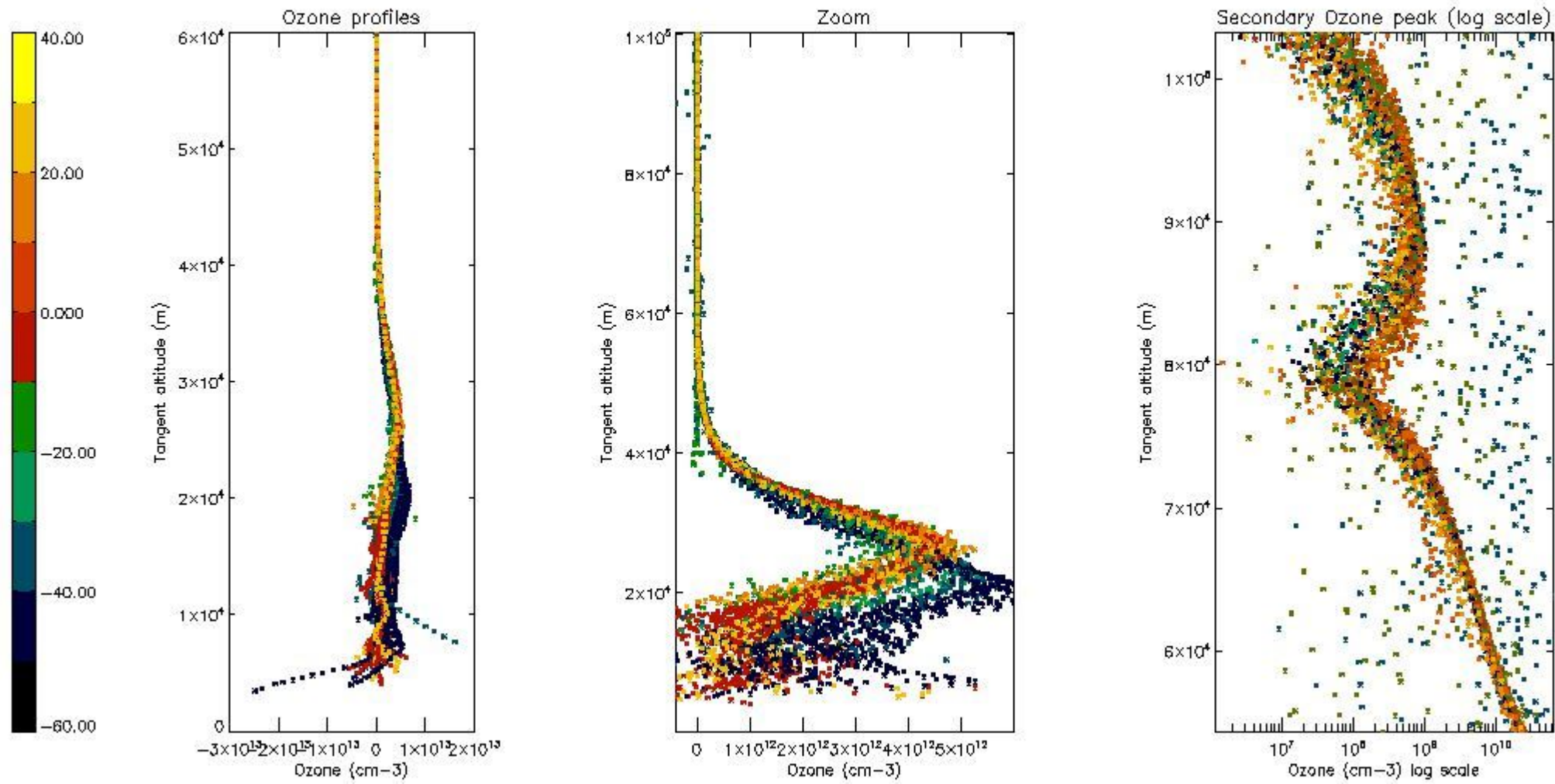
So, the table below shows the percentage of dark limb and valid observations for each criteria with respect to the overall valid daily observations.

Criteria	% of total production
All STD	34
STD < 20	19

STD < 10	17
STD < 5	13

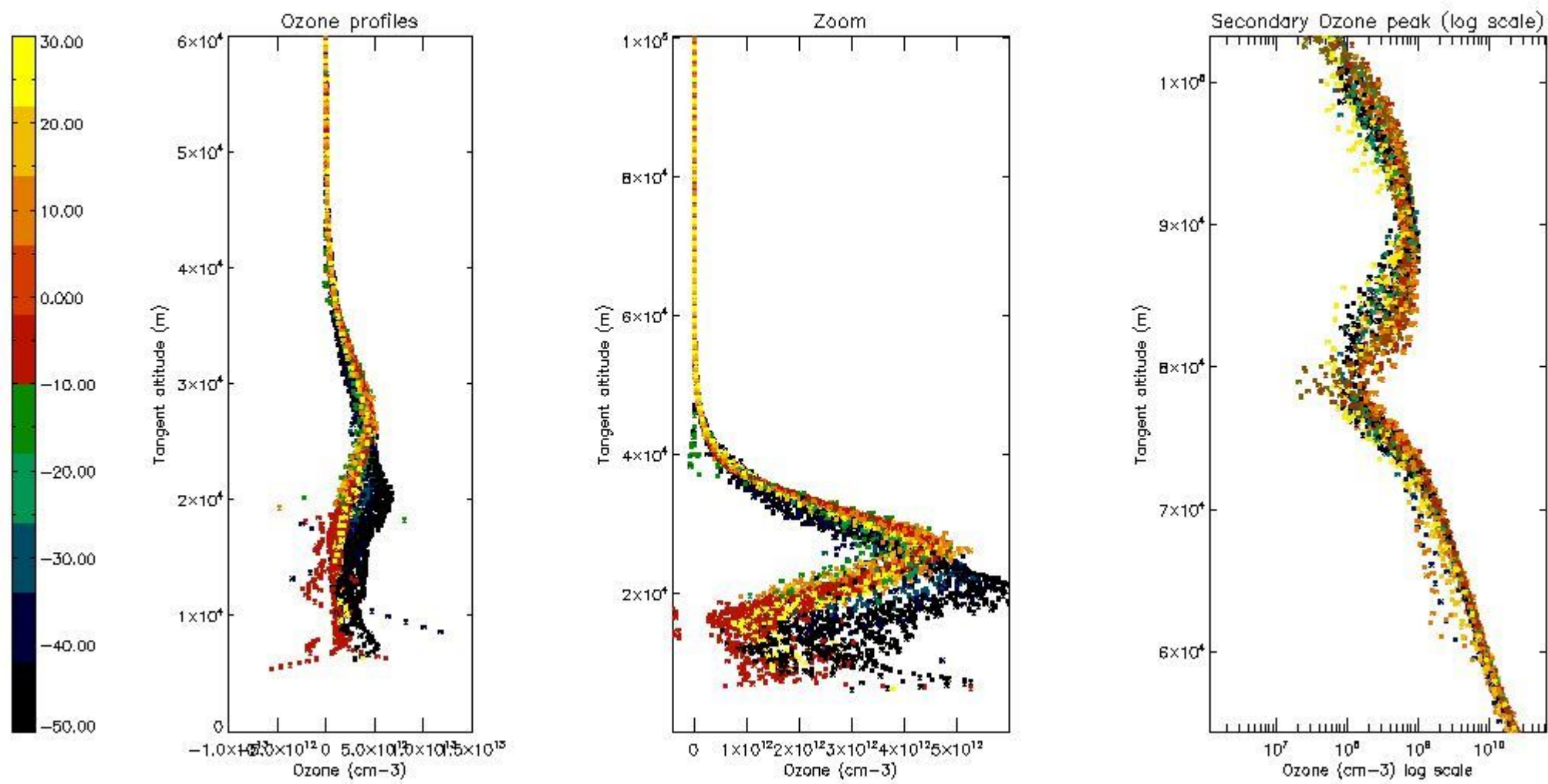
5.2 Plot ozone profiles for all STD (dark without errors)

The colorbar represents the latitude.



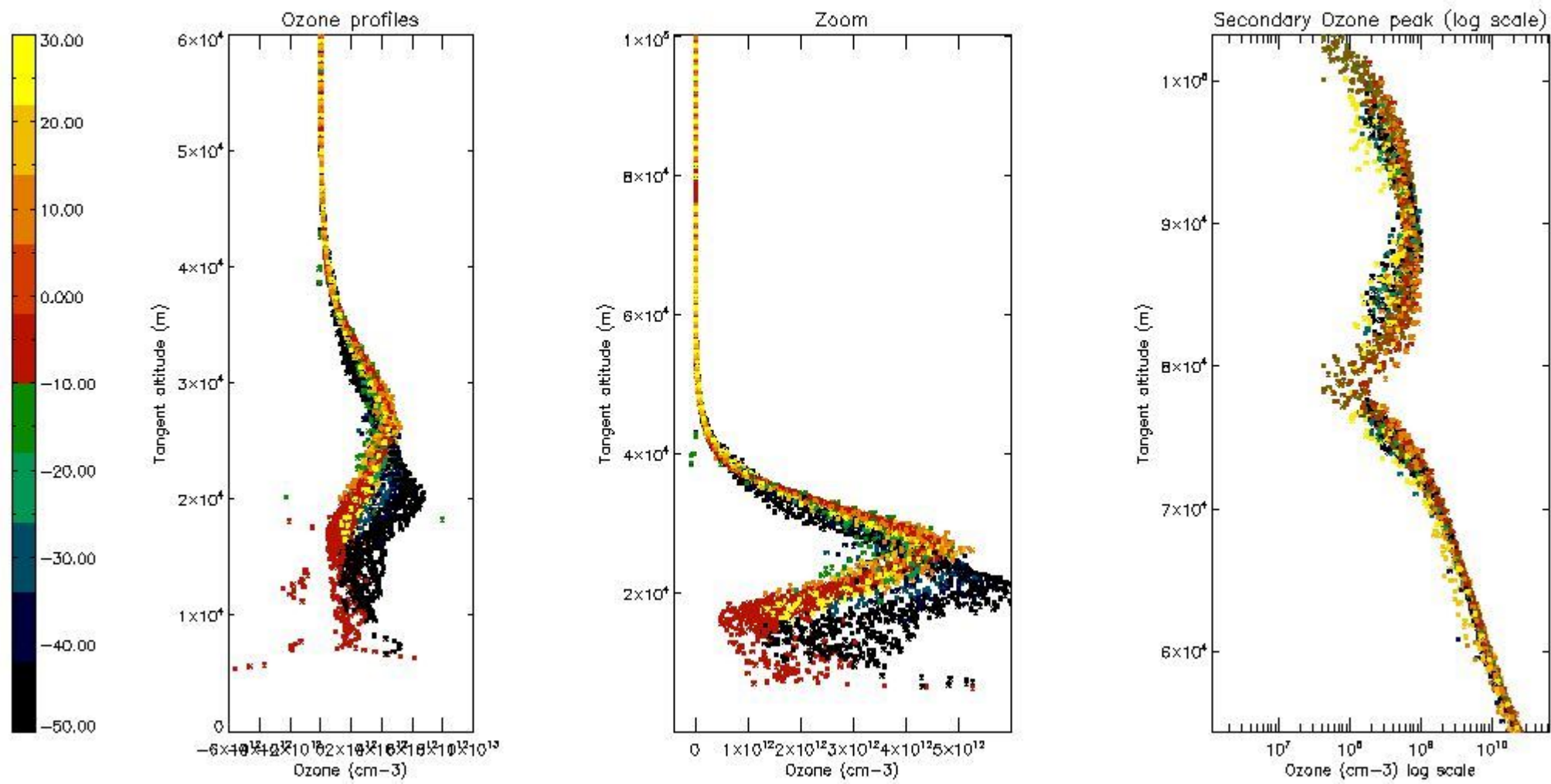
5.3 Plot ozone profiles where STD < 20% (dark without errors)

The colorbar represents the latitude.



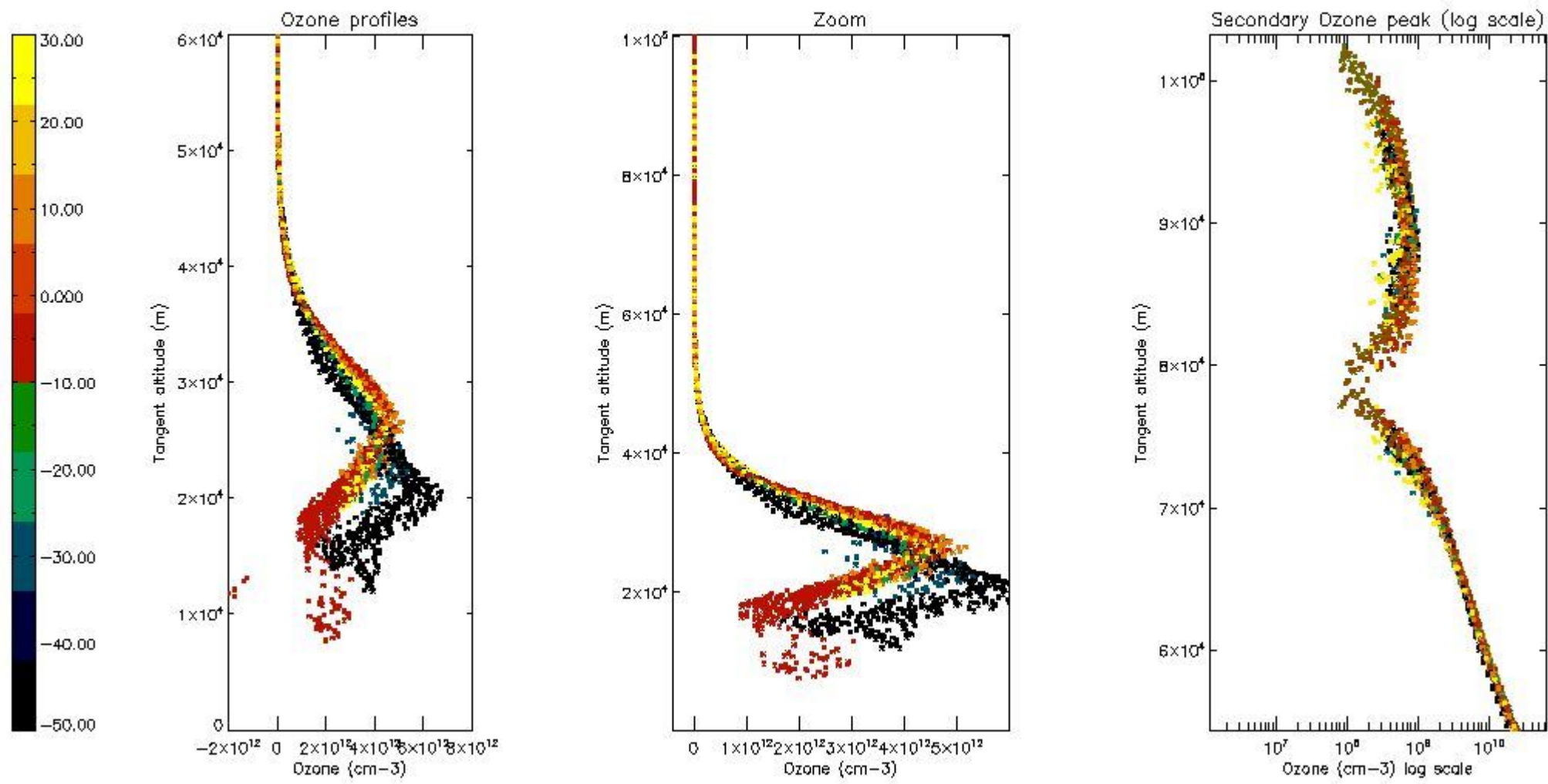
5.4 Plot ozone profiles where STD < 10% (dark without errors)

The colorbar represents the latitude.



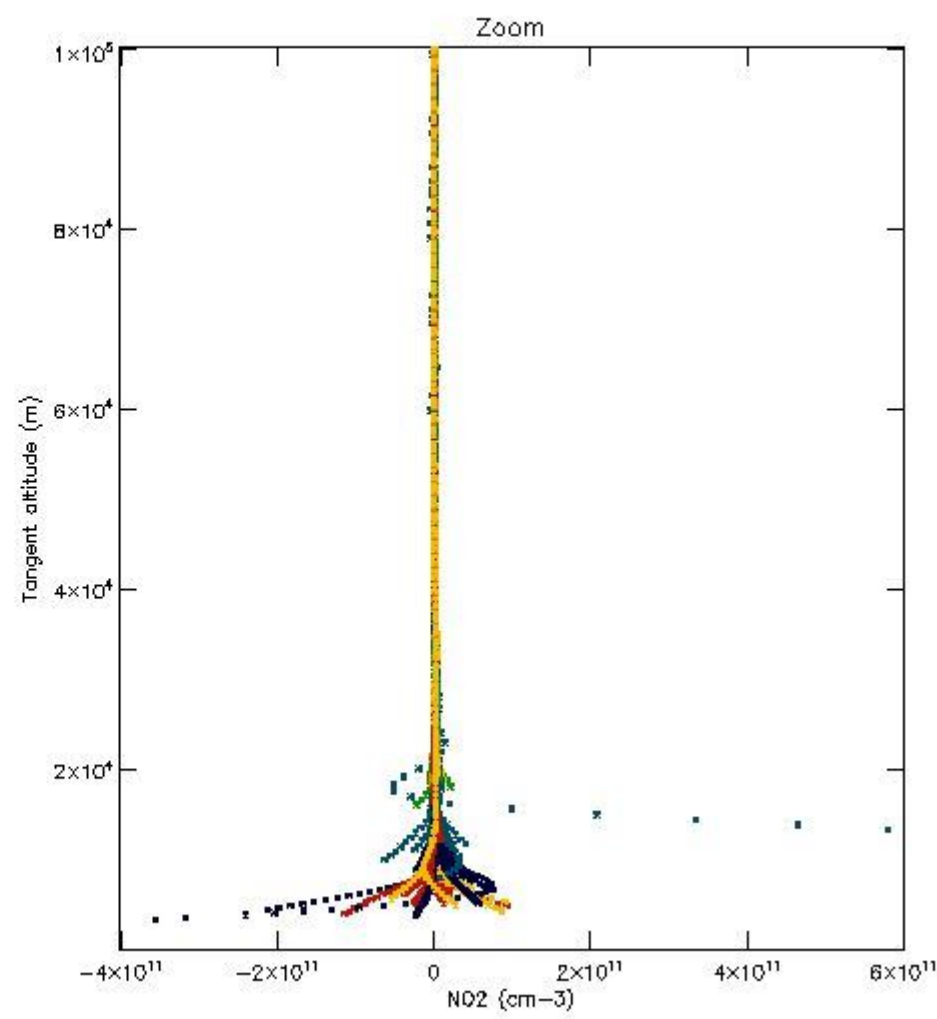
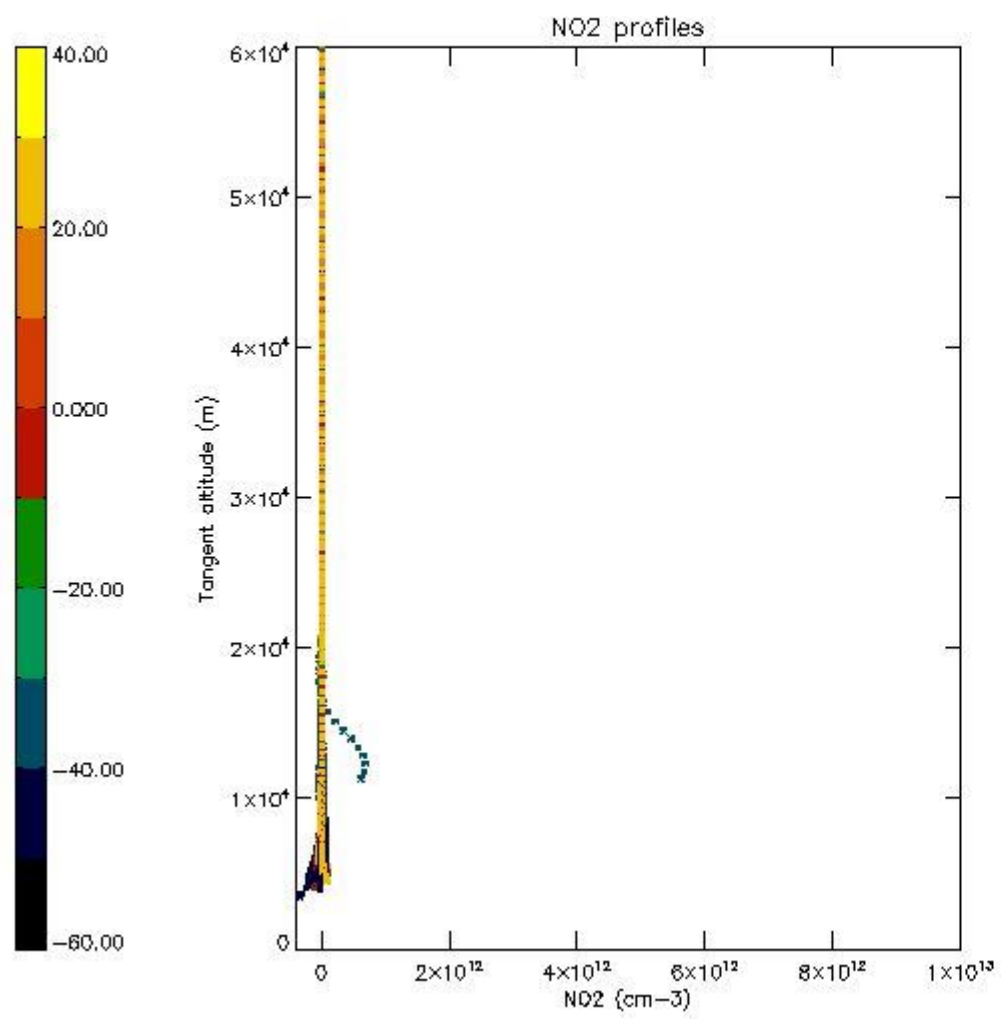
5.5 Plot ozone profiles where STD < 5% (dark without errors)

The colorbar represents the latitude.



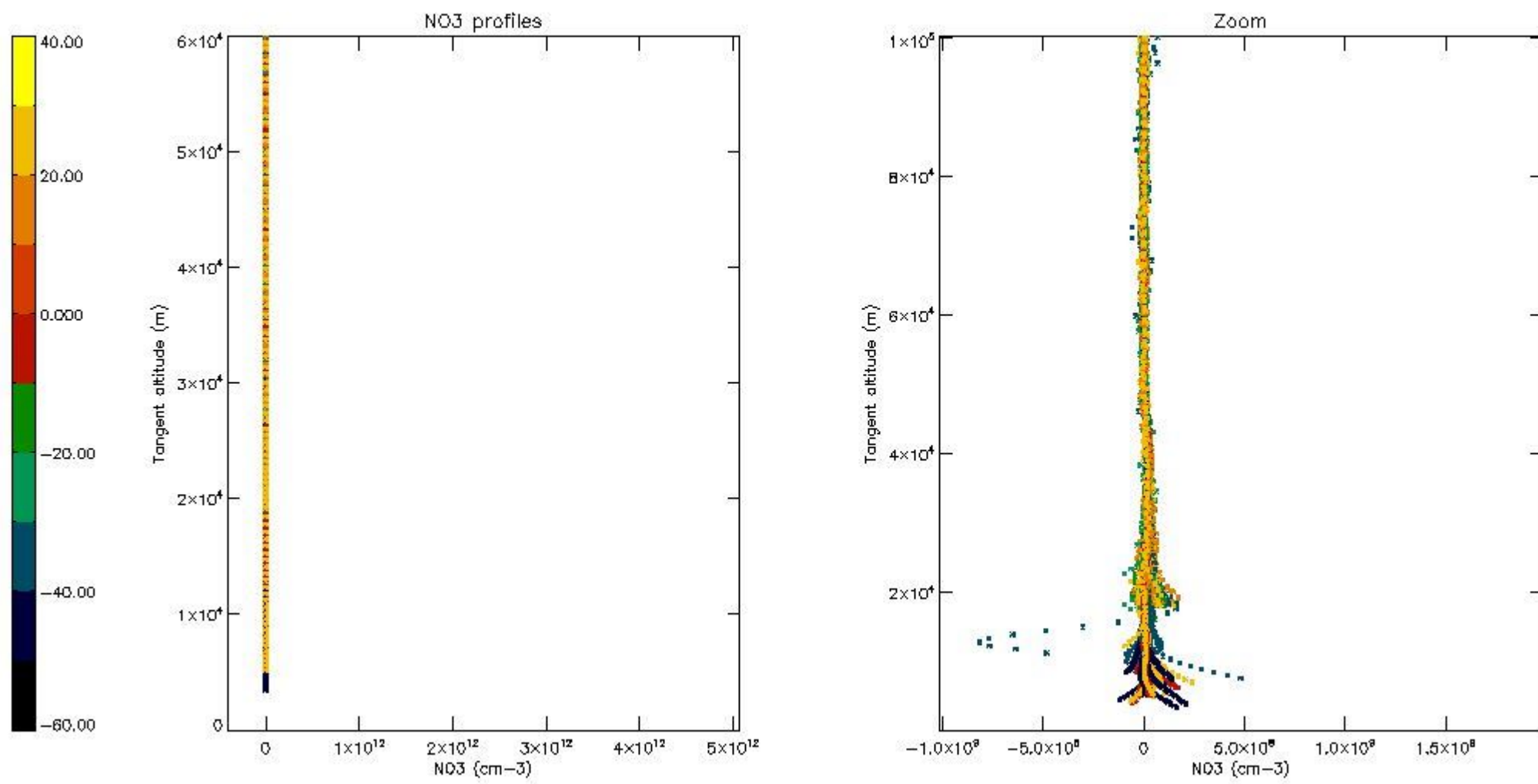
5.6 Plot NO₂ profiles for all STD (dark without errors)

The colorbar represents the latitude.



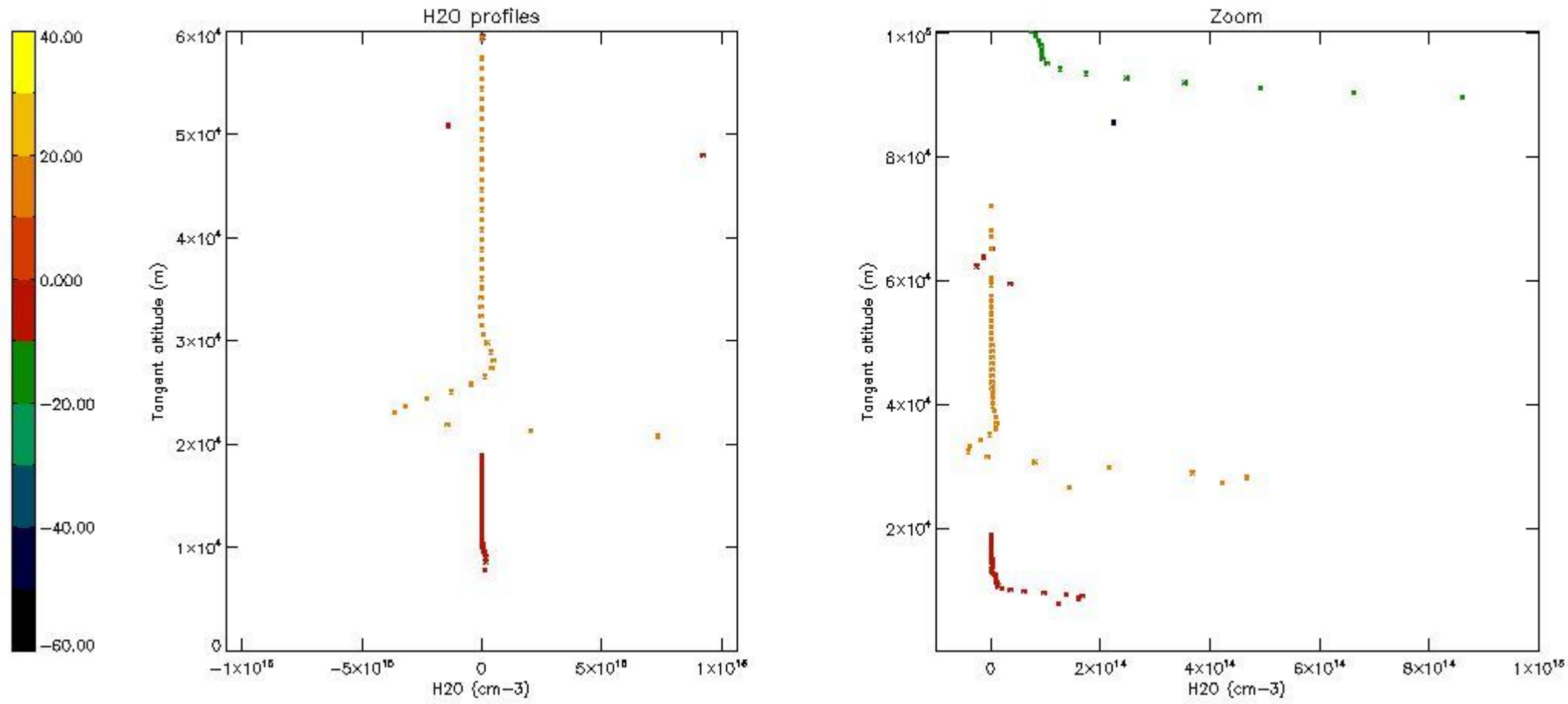
5.7 Plot NO3 profiles for all STD (dark without errors)

The colorbar represents the latitude.



5.8 Plot H₂O profiles for all STD (only for occultations of stars 1,2,3,4,13,14,16,26,63 dark without errors)

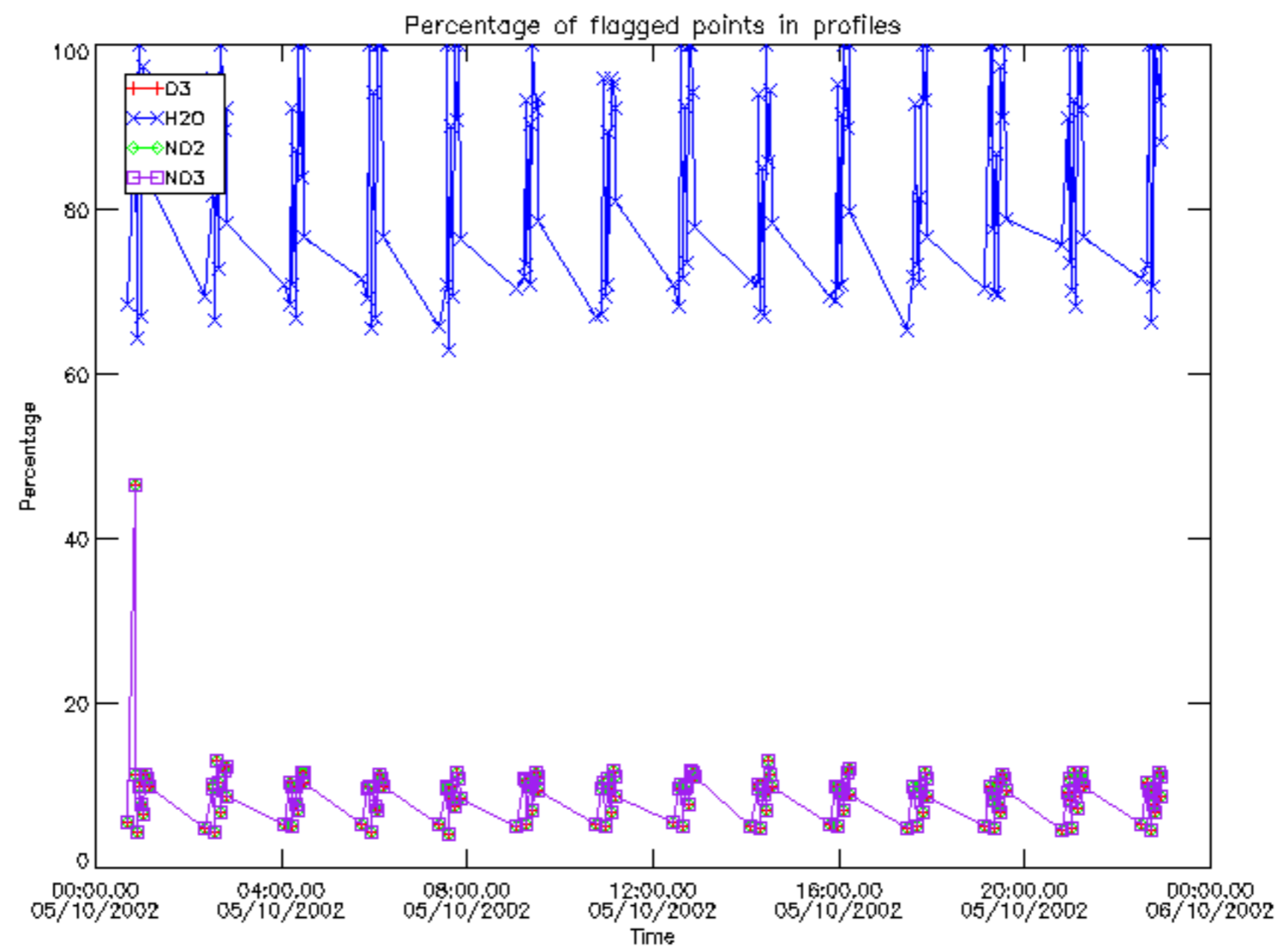
The colorbar represents the latitude.



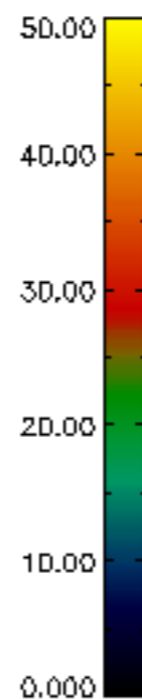
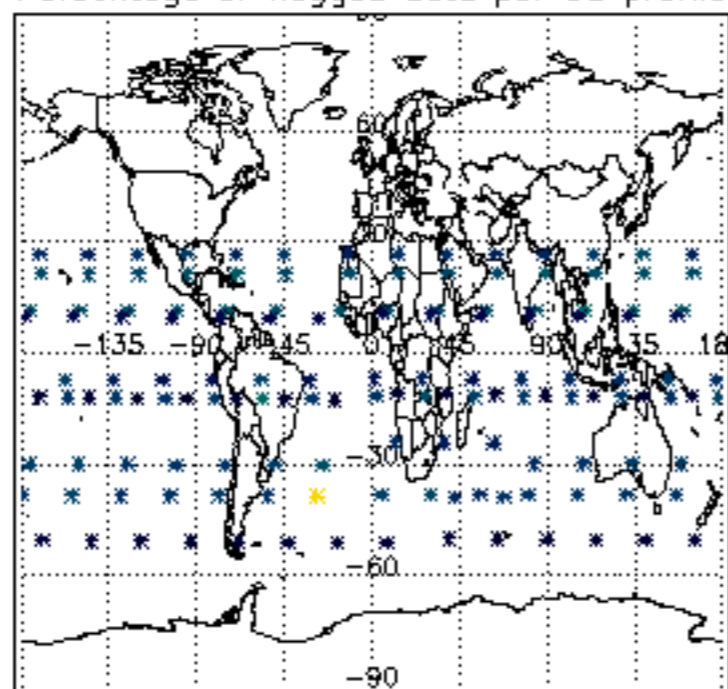
6. Auxiliary Data Files used for the production reported in section 2

The number reported in the third column indicates since which file (see list in section 2) the corresponding auxiliary file has been used. The fourth column is the date of those product files.

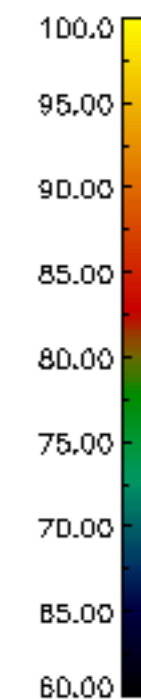
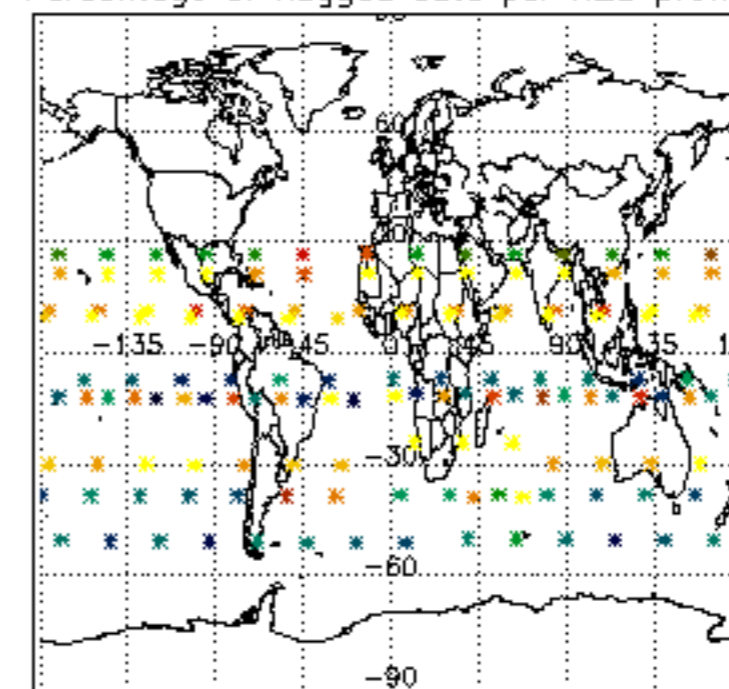
Type	Auxiliary Filename	Used since product	Used since product date
INST_PHYS_CHARACTERISTICS	GOM_INS_AXNIEC20050627_150440_20020301_000000_20100101_000000	1	05-OCT-2002 00:00:45
LEVEL-2_PROC_CONFIG	GOM_PR2_AXVIEC20091111_152718_20020301_000000_20500101_000000	1	05-OCT-2002 00:00:45
CROSS_SECTIONS_FILE	GOM_CRS_AXVIEC20091111_154832_20020301_000000_20500101_000000	1	05-OCT-2002 00:00:45



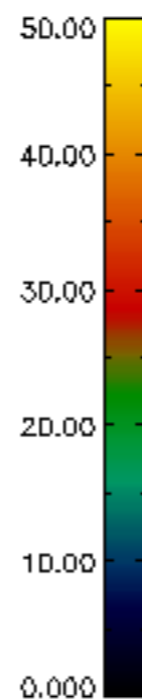
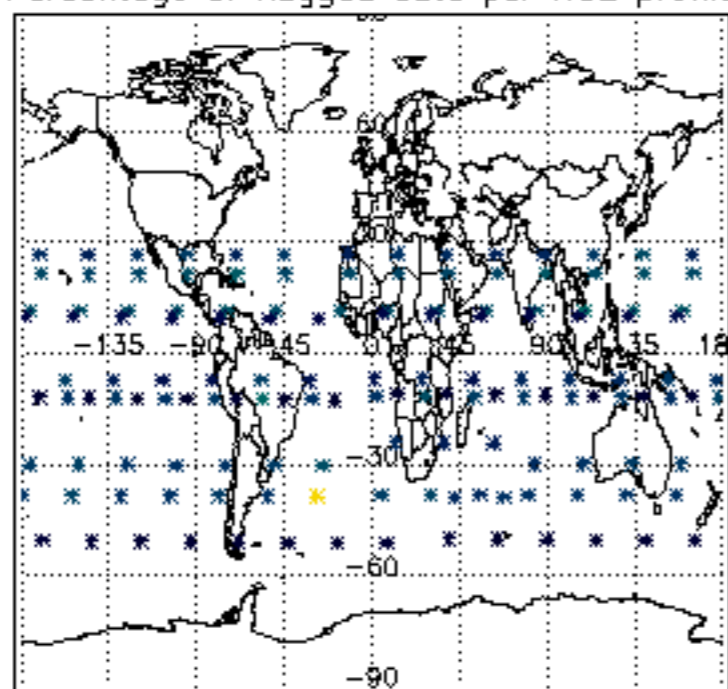
Percentage of flagged data per D3 profile



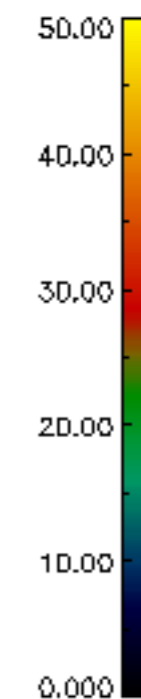
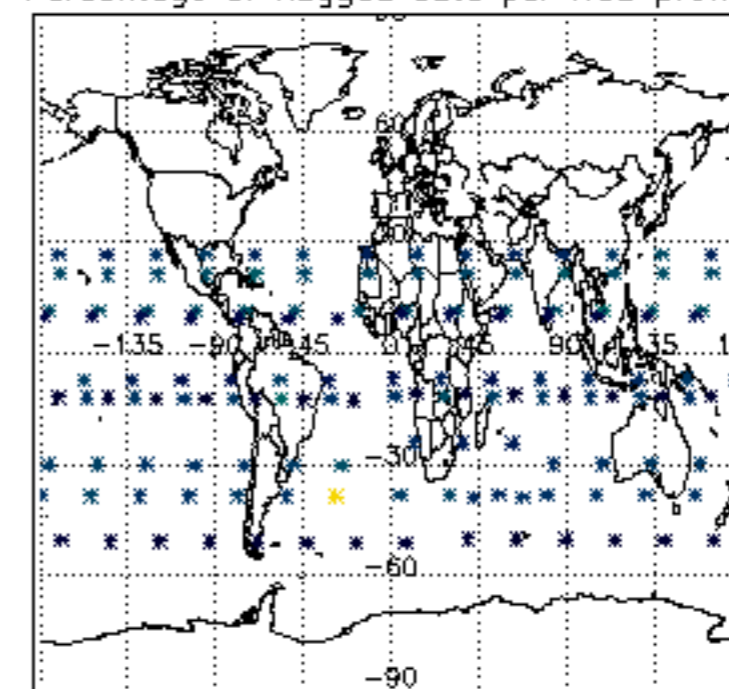
Percentage of flagged data per H2O profile

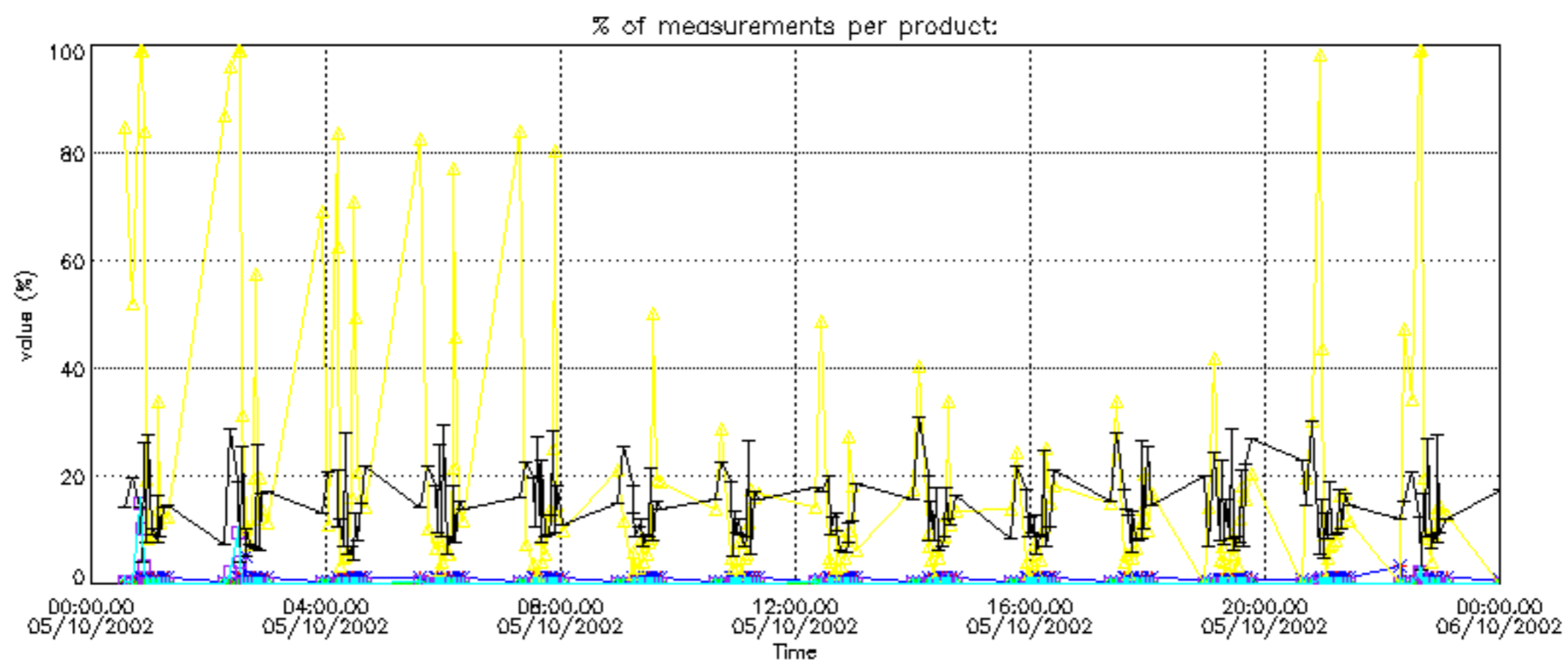
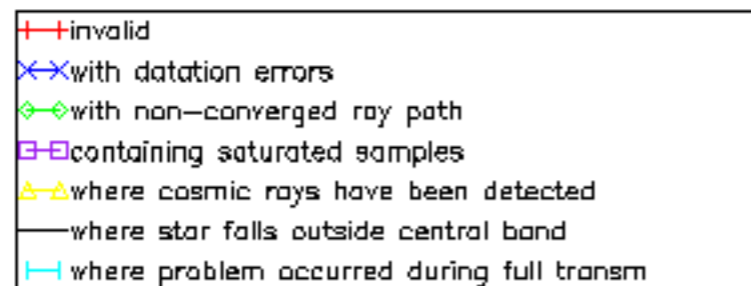


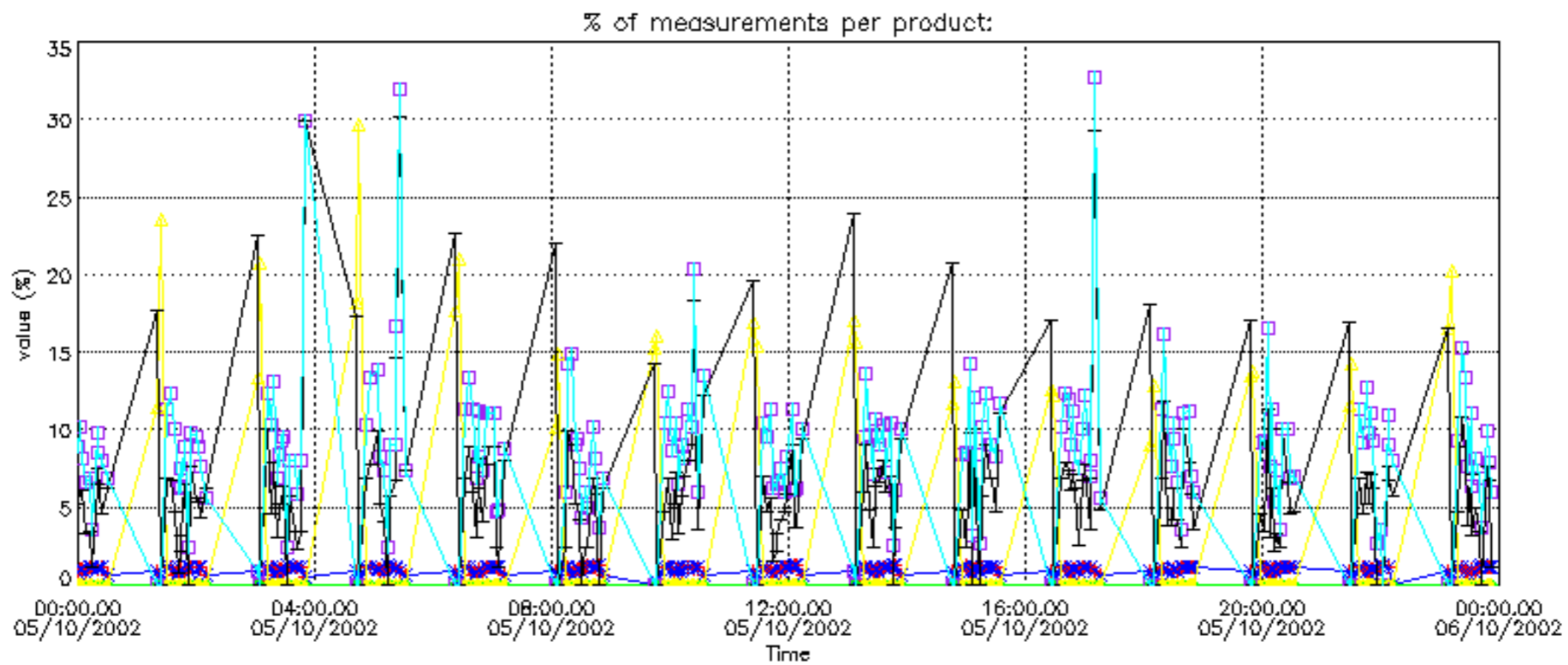
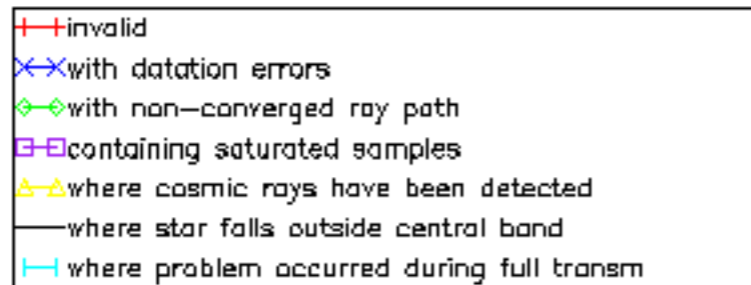
Percentage of flagged data per NO2 profile



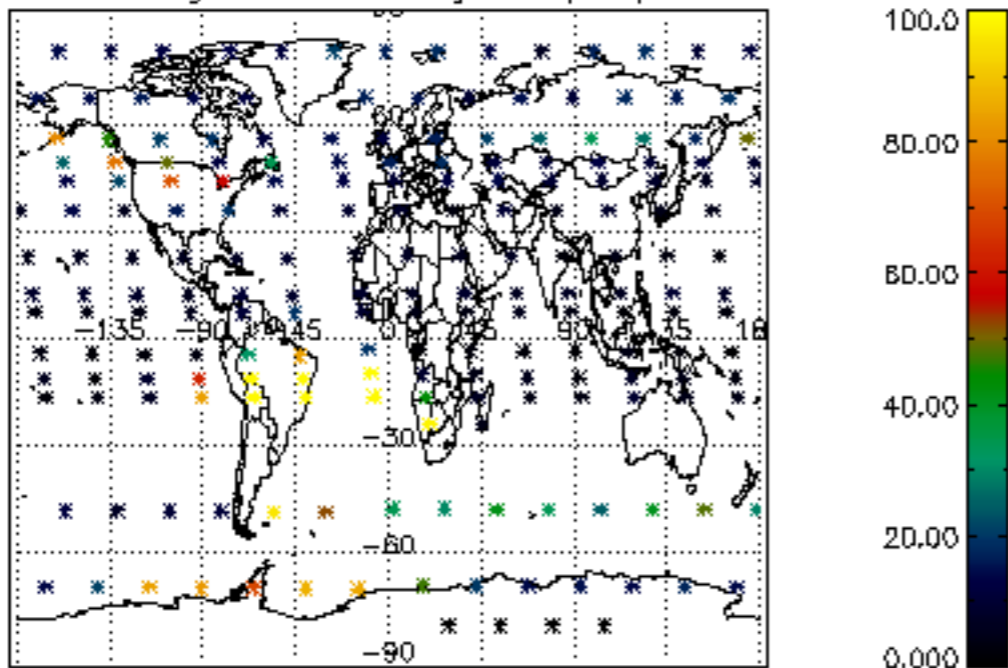
Percentage of flagged data per NO3 profile



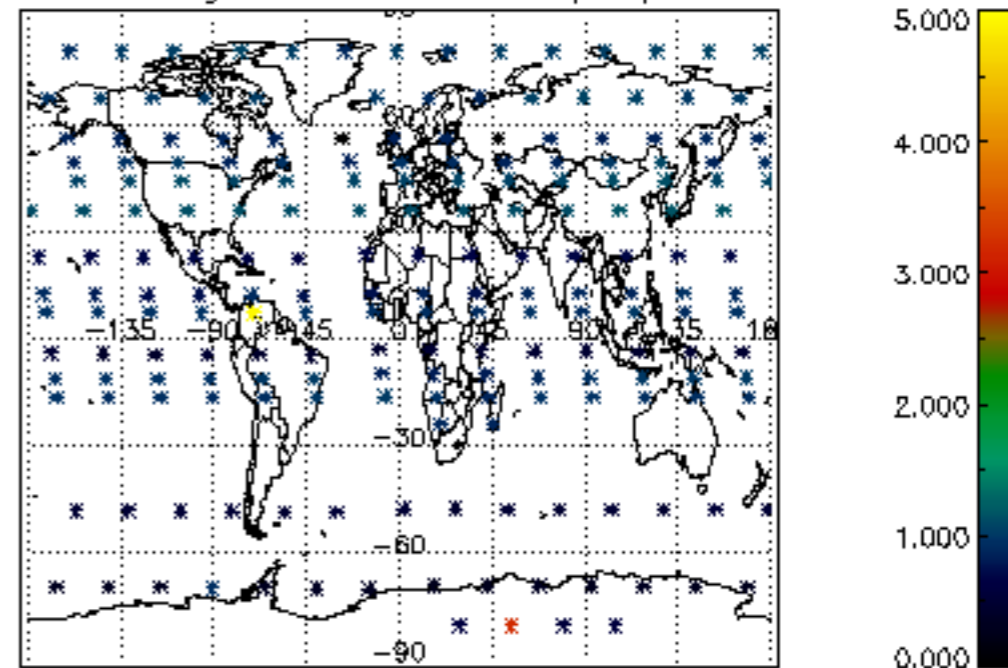




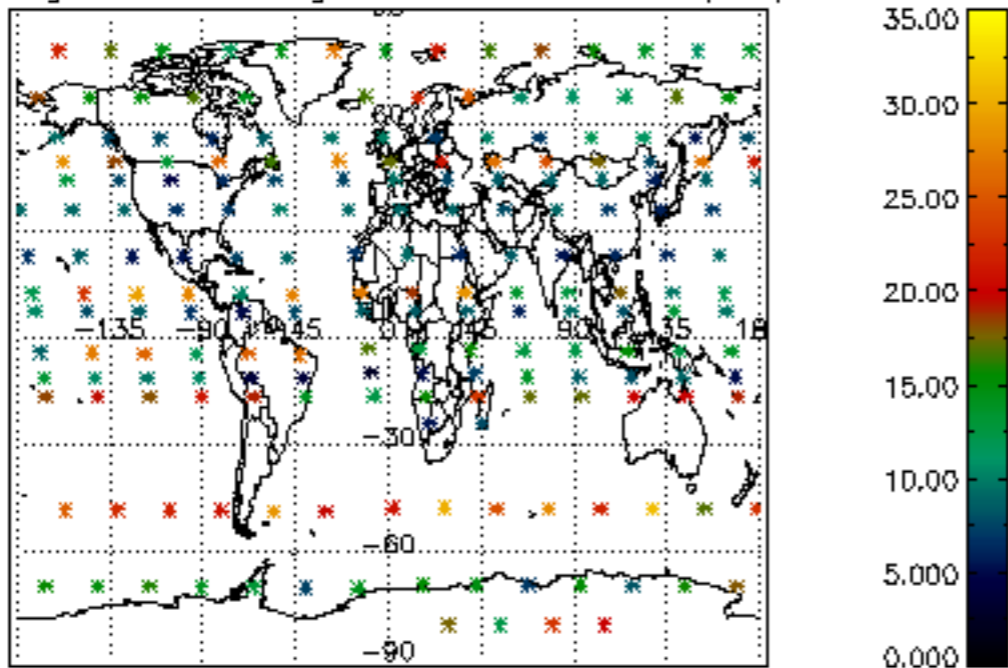
Percentage of cosmic ray hits per profile



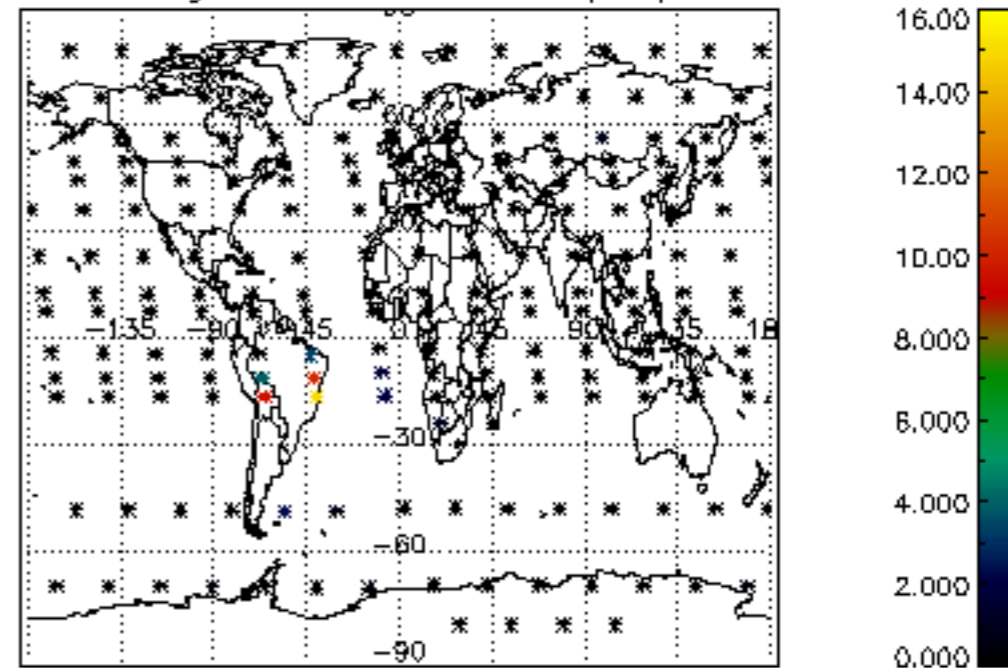
Percentage of datation errors per profile



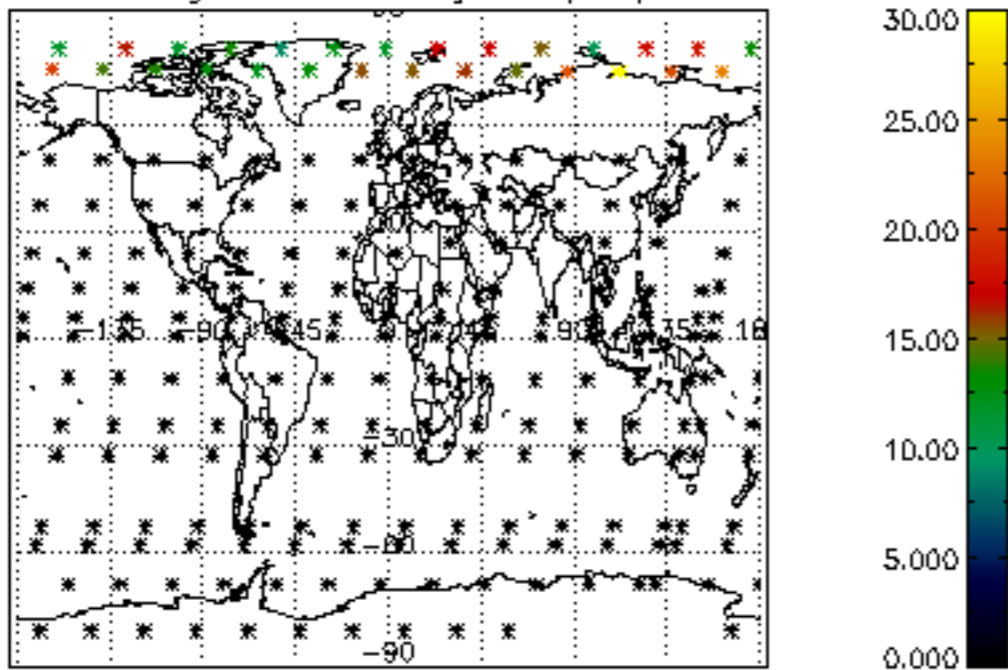
Percentage of star falling outside central band per profile



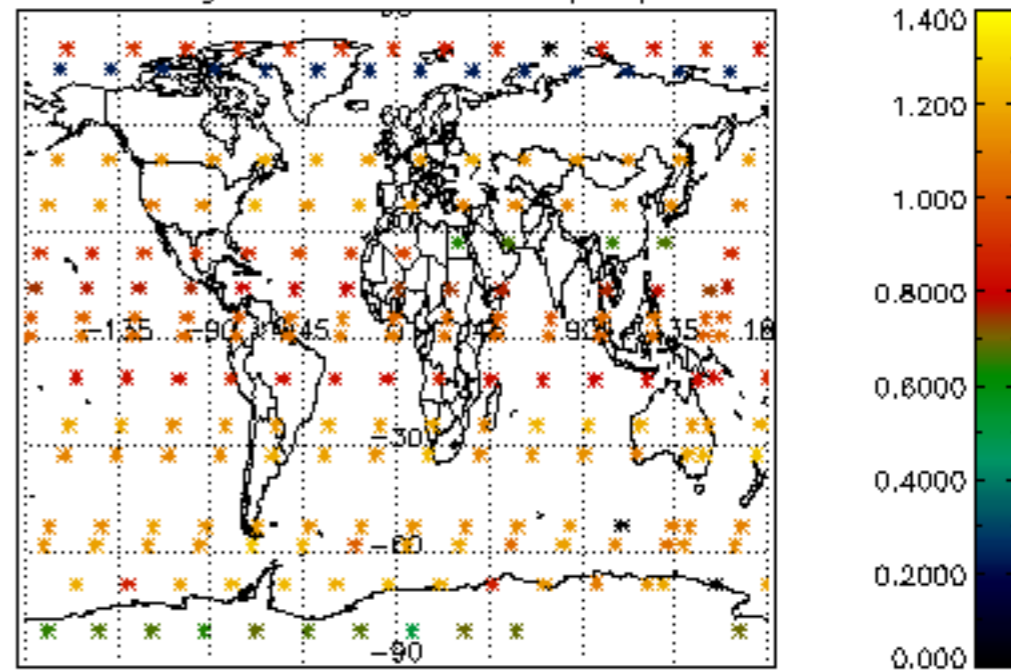
Percentage of saturation errors per profile



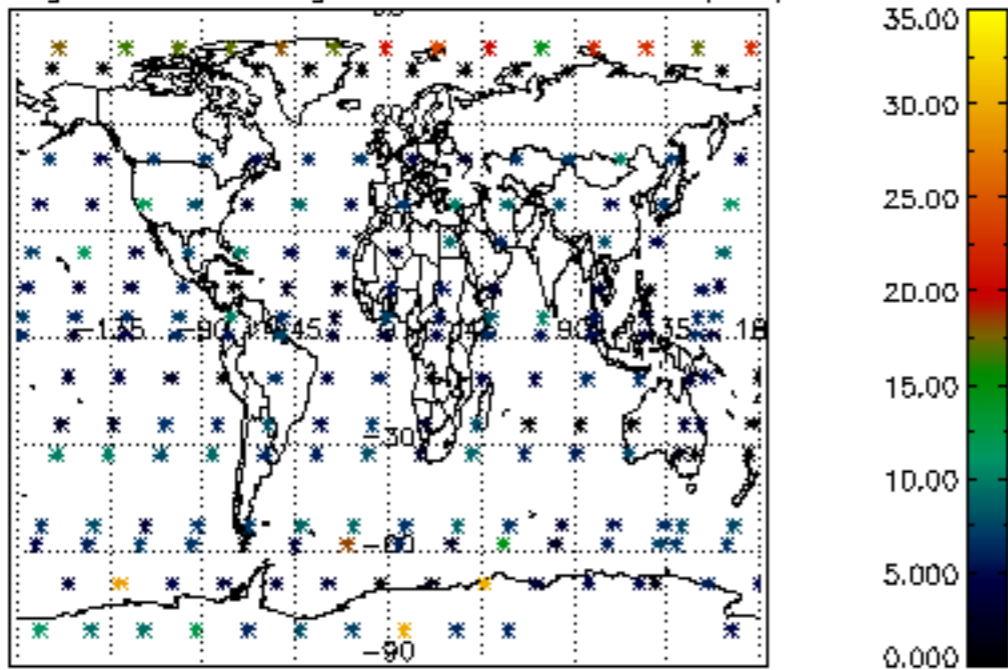
Percentage of cosmic ray hits per profile



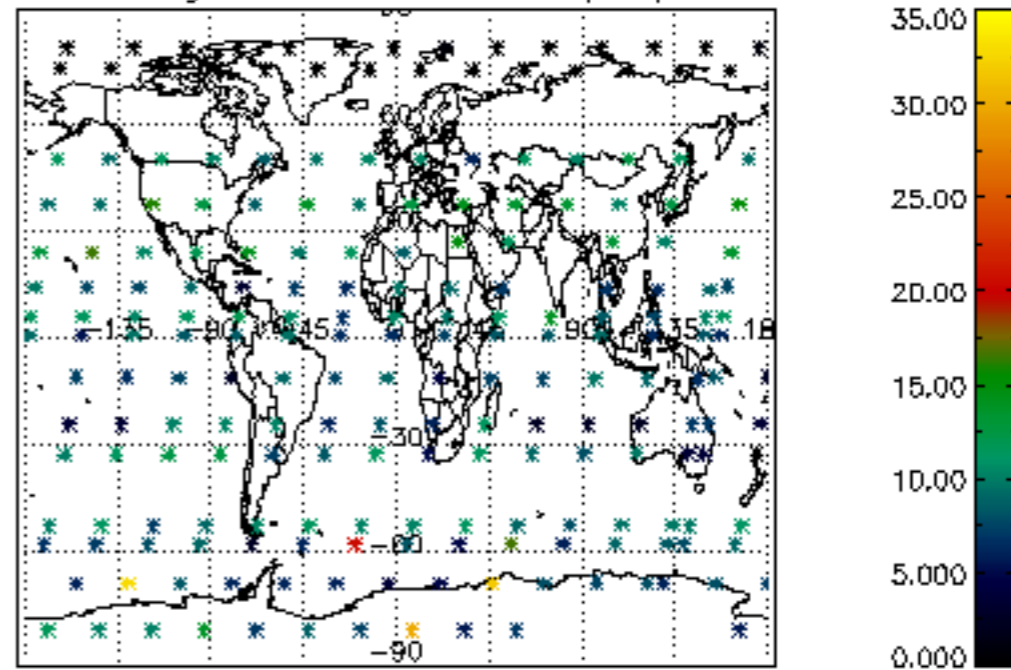
Percentage of datation errors per profile

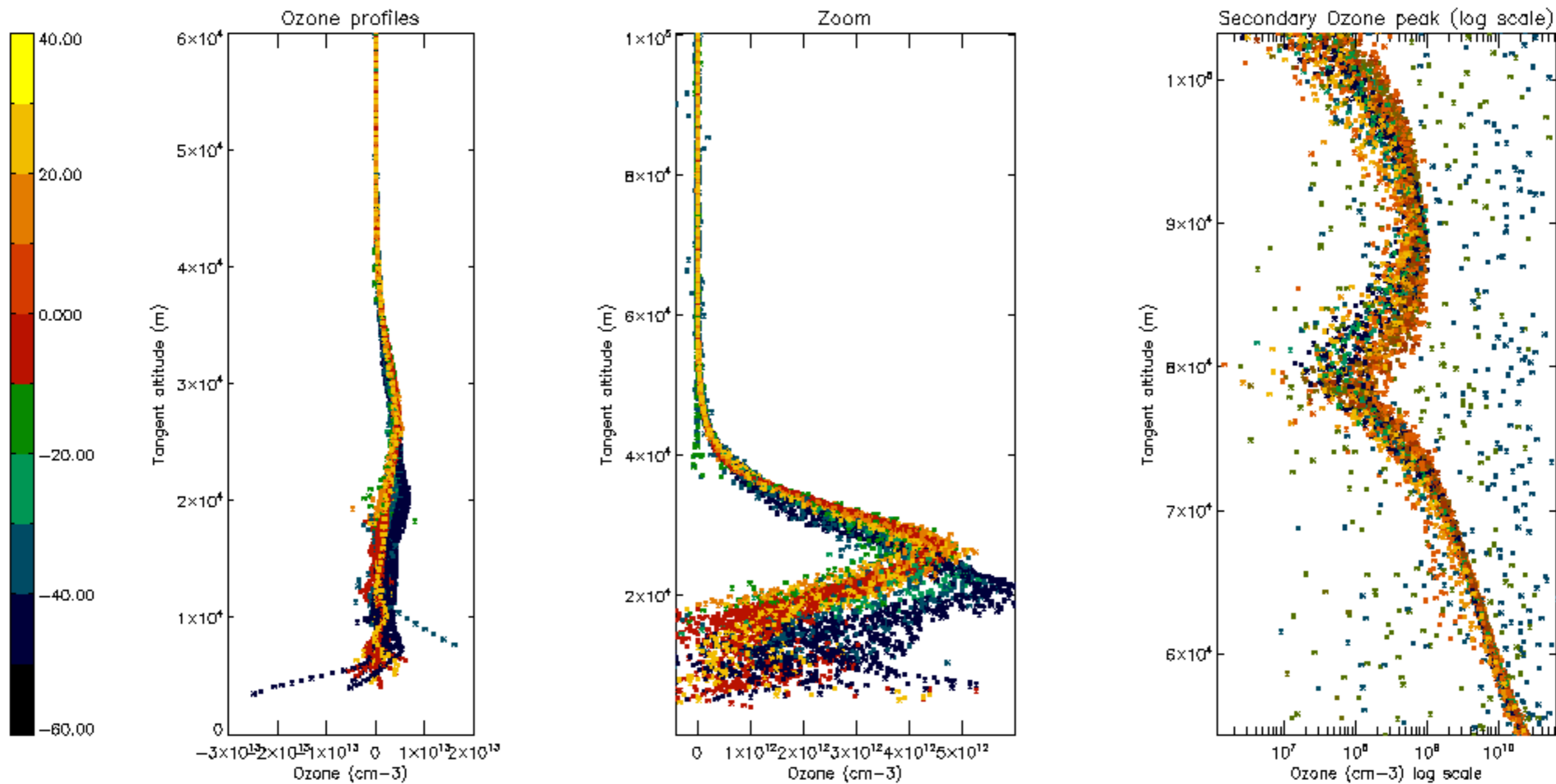


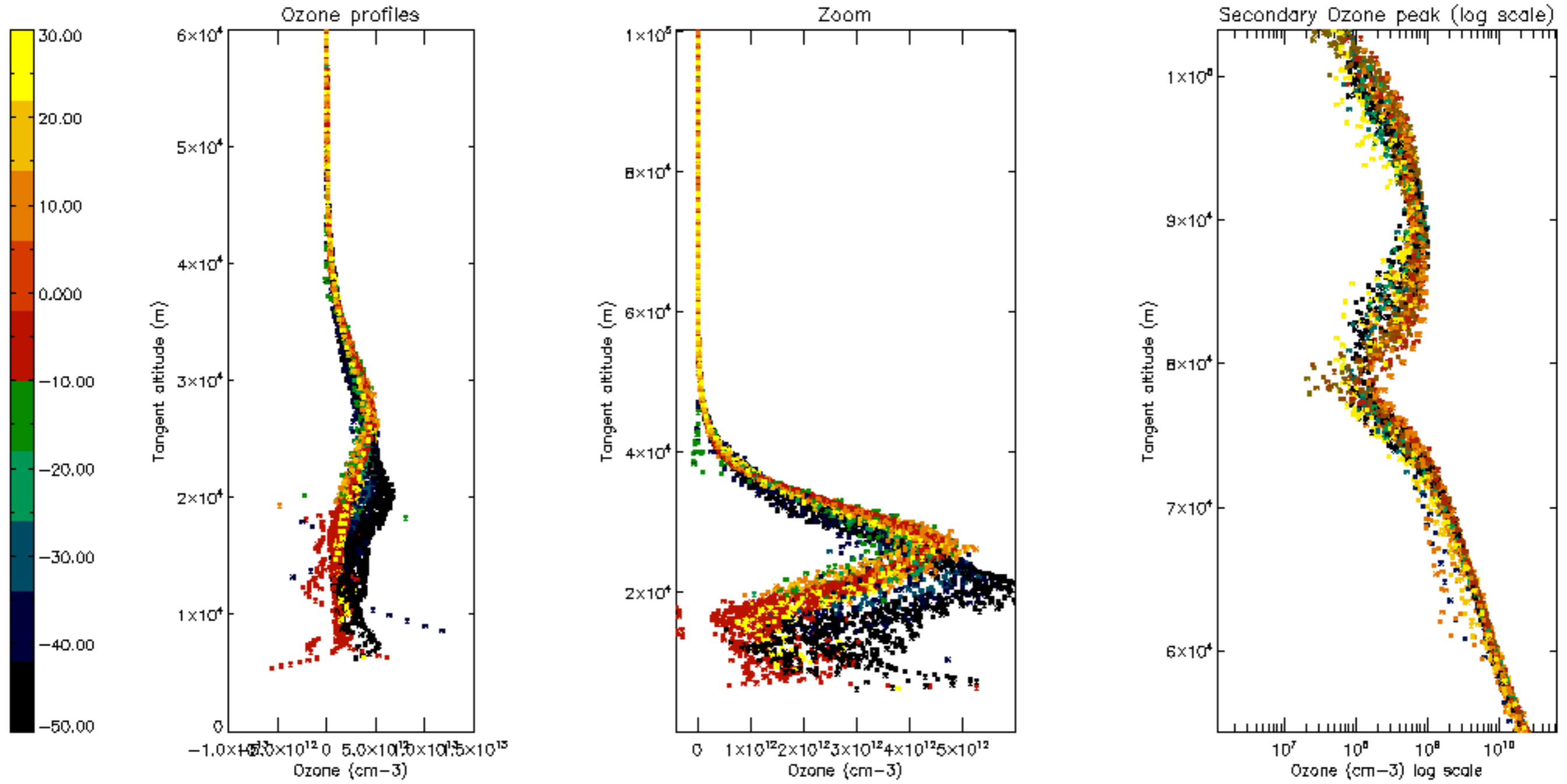
Percentage of star falling outside central band per profile

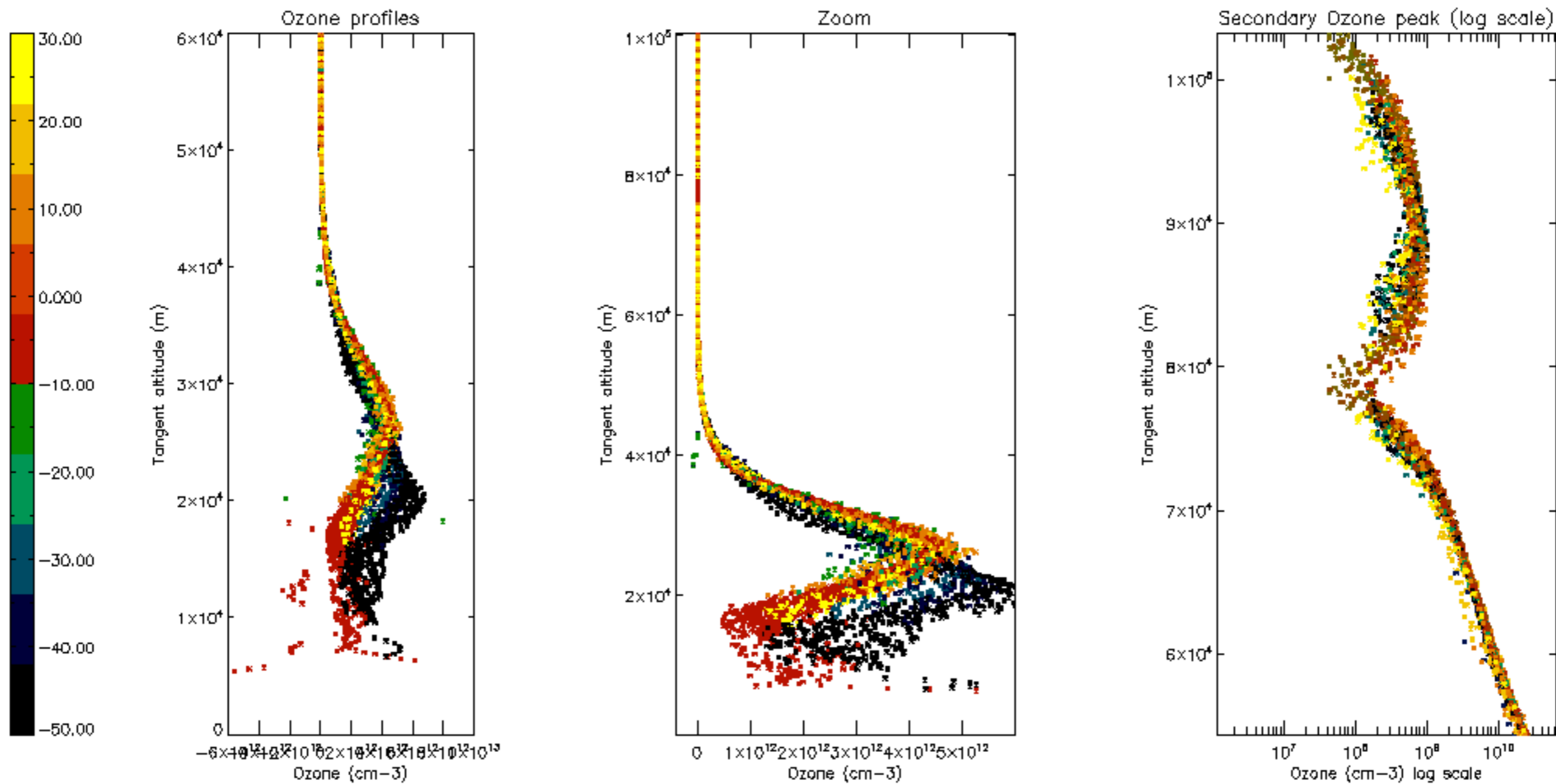


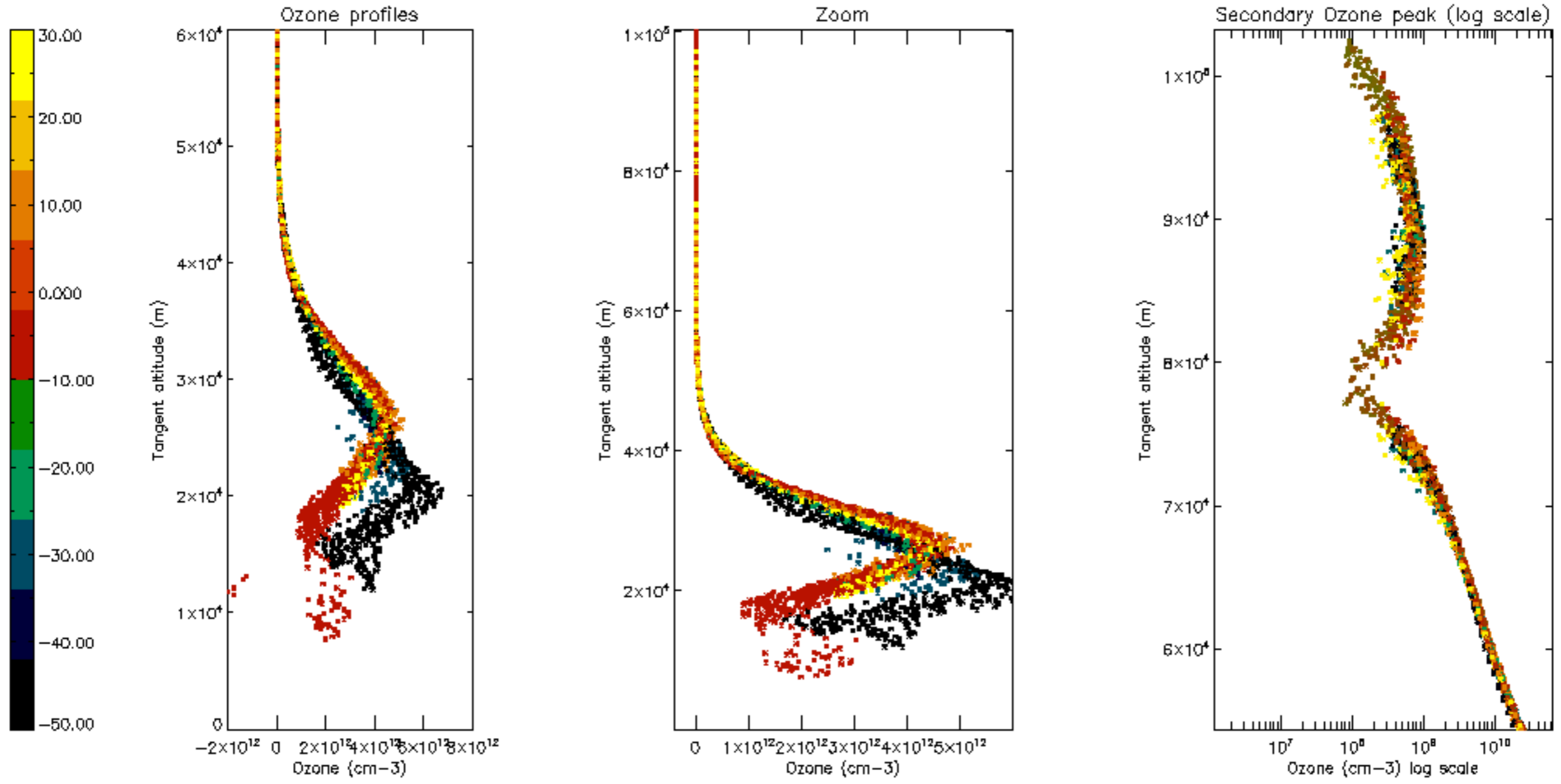
Percentage of saturation errors per profile

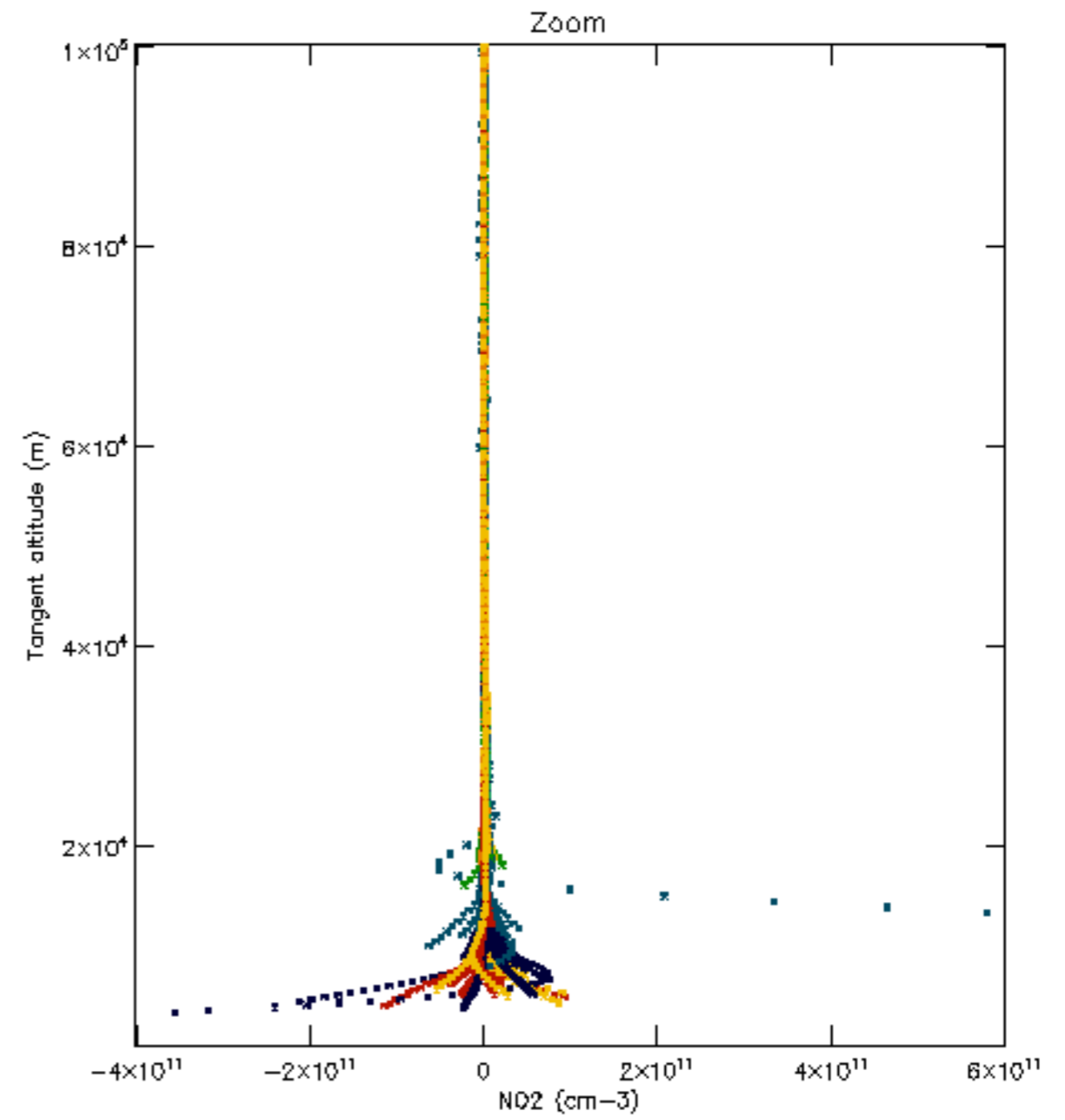
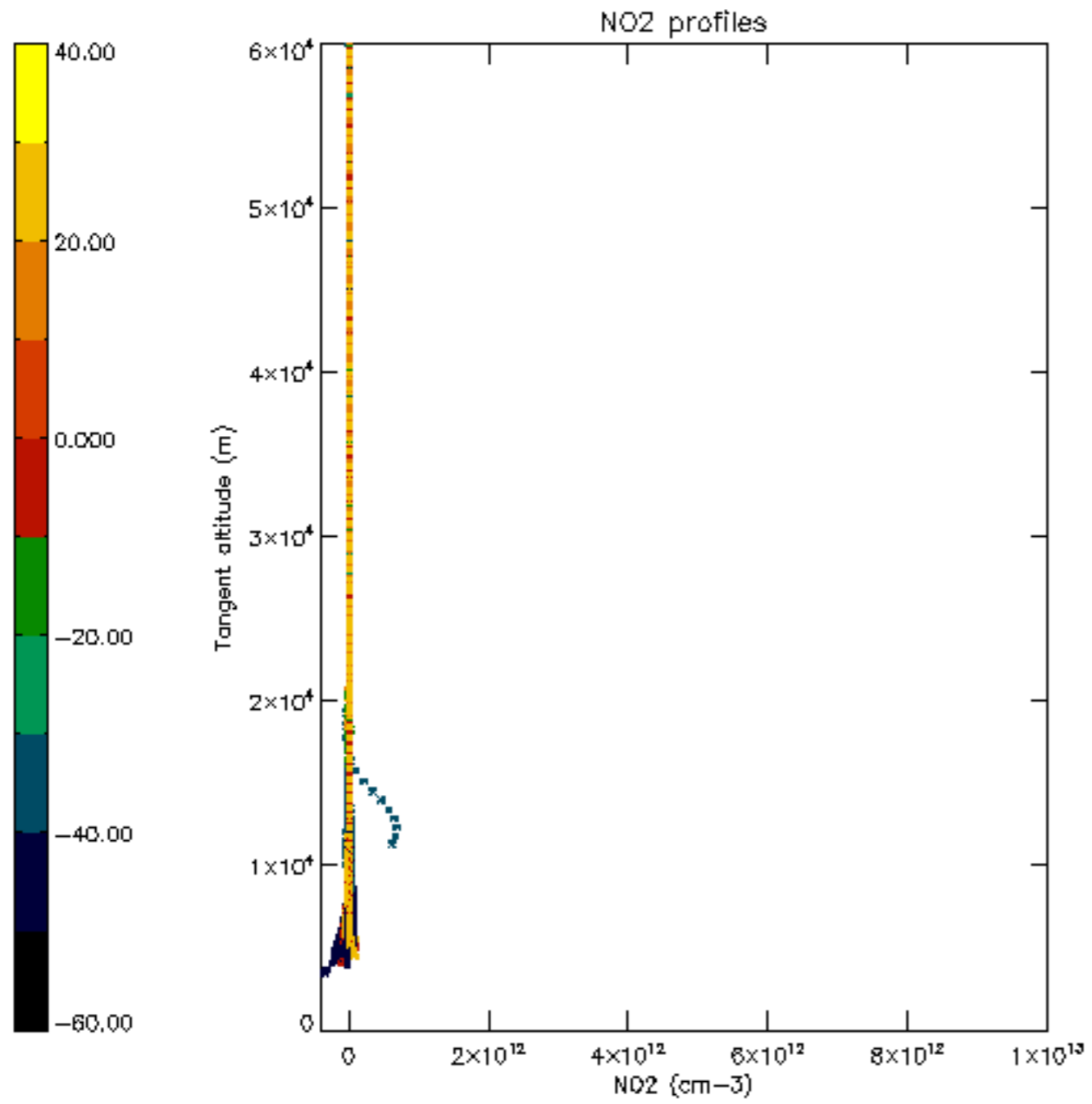


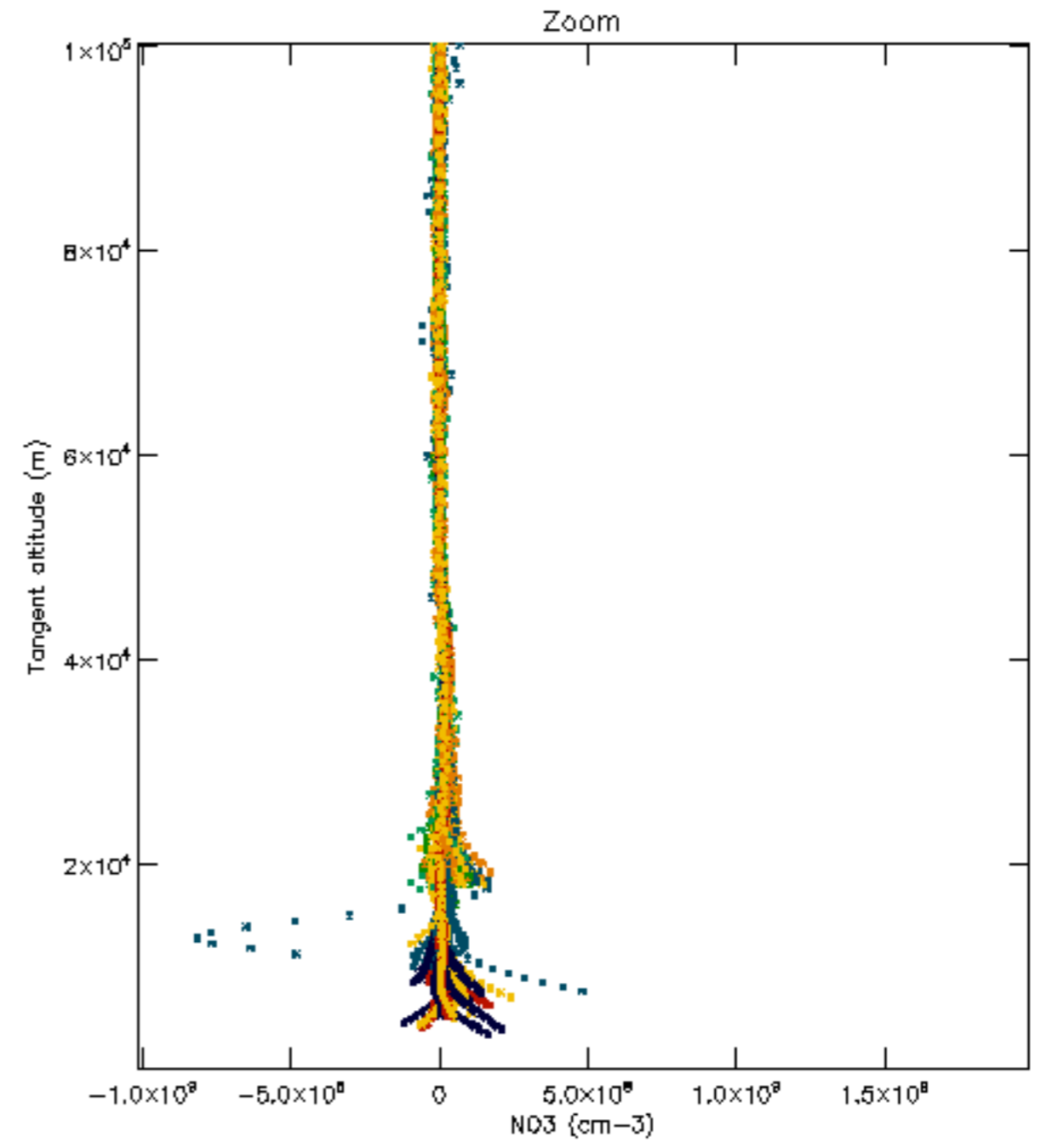
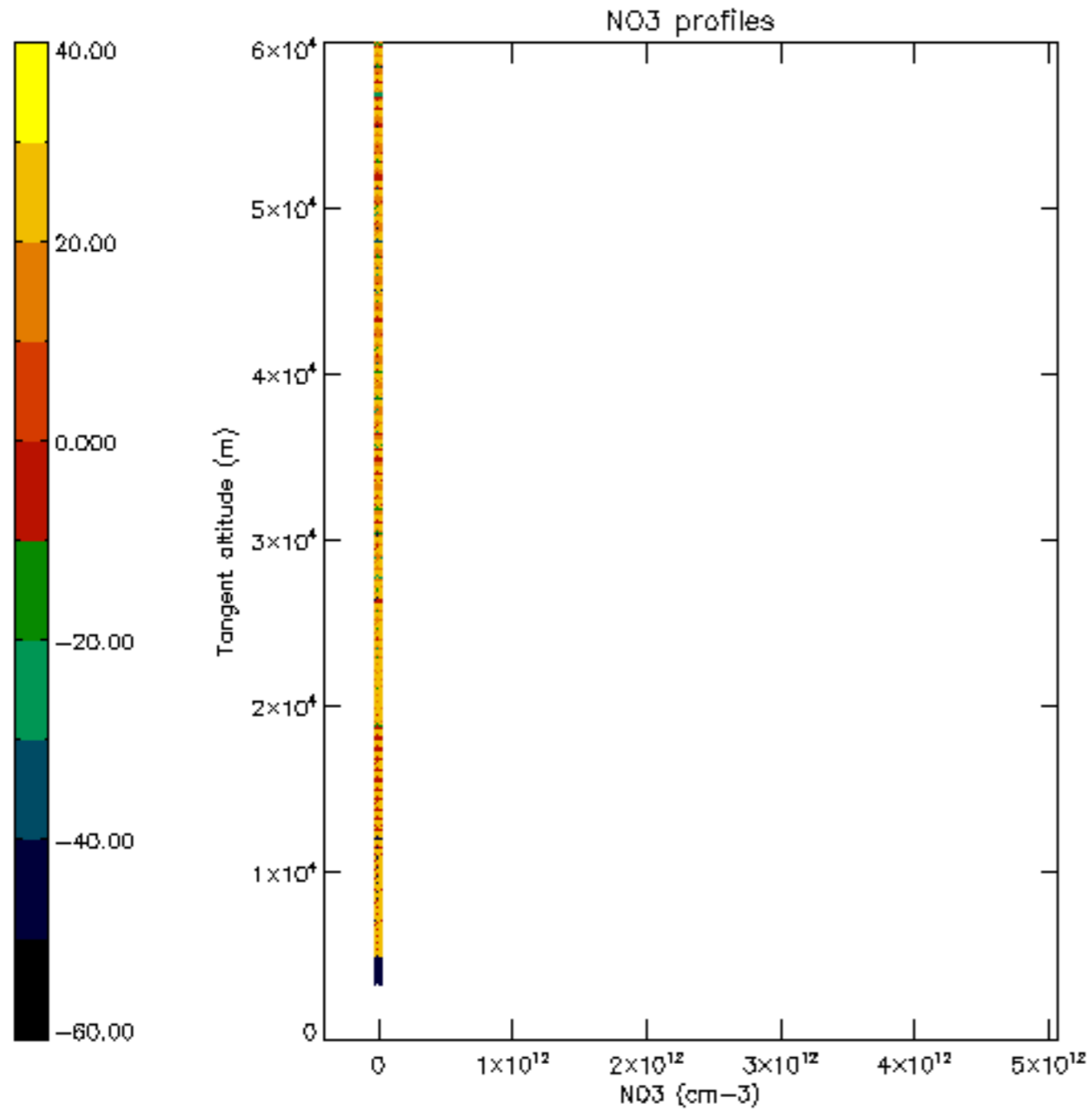


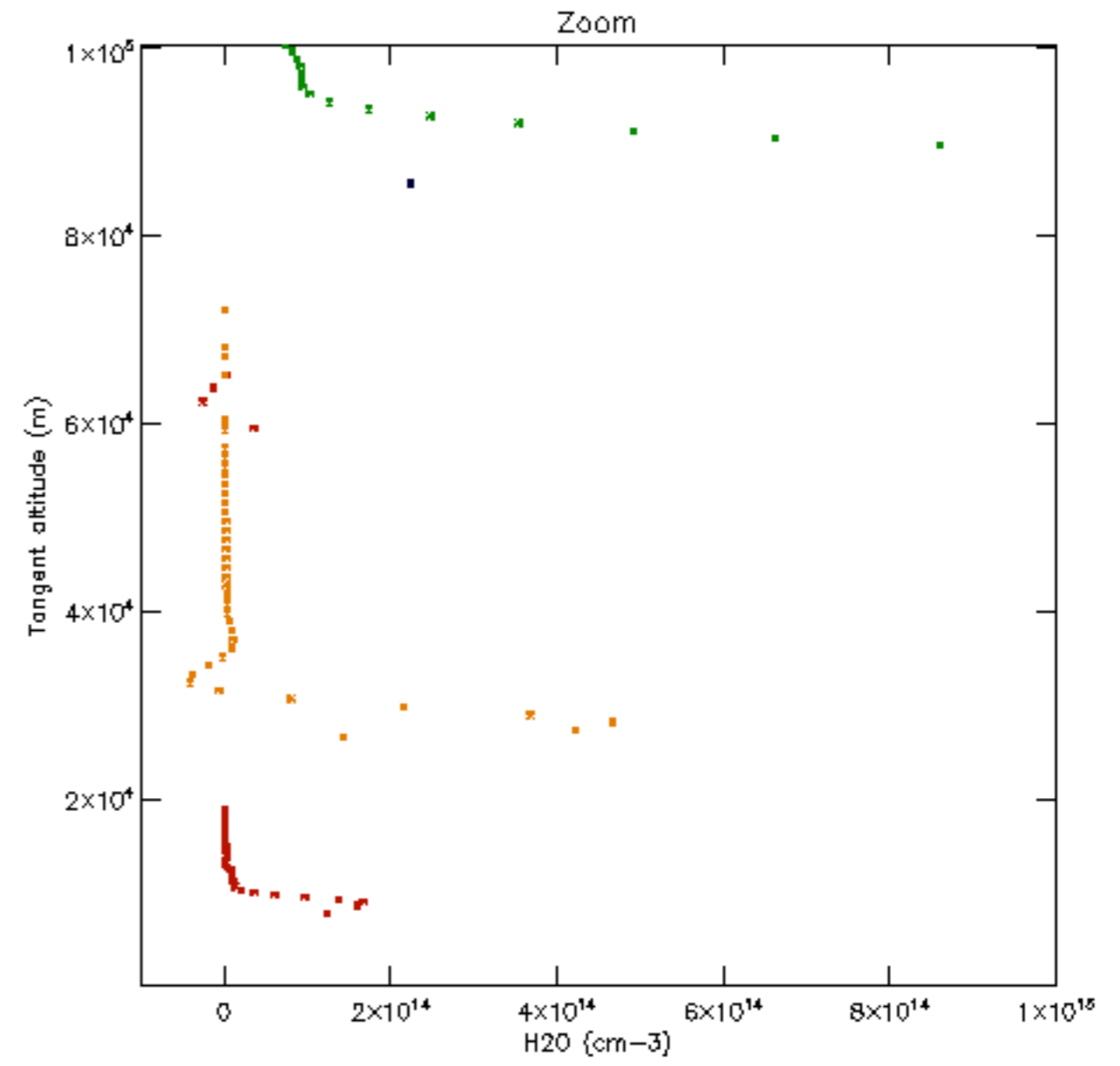
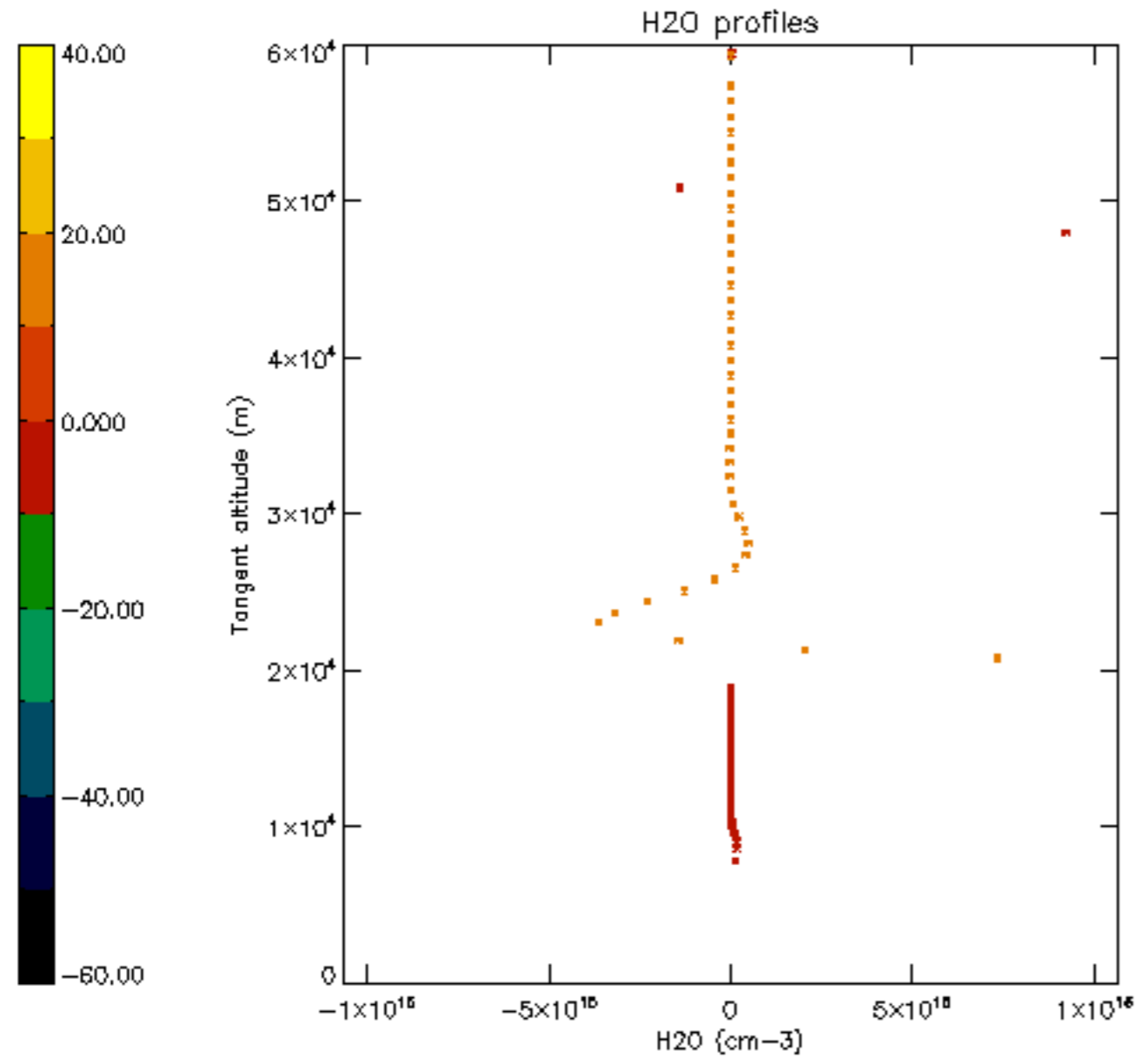


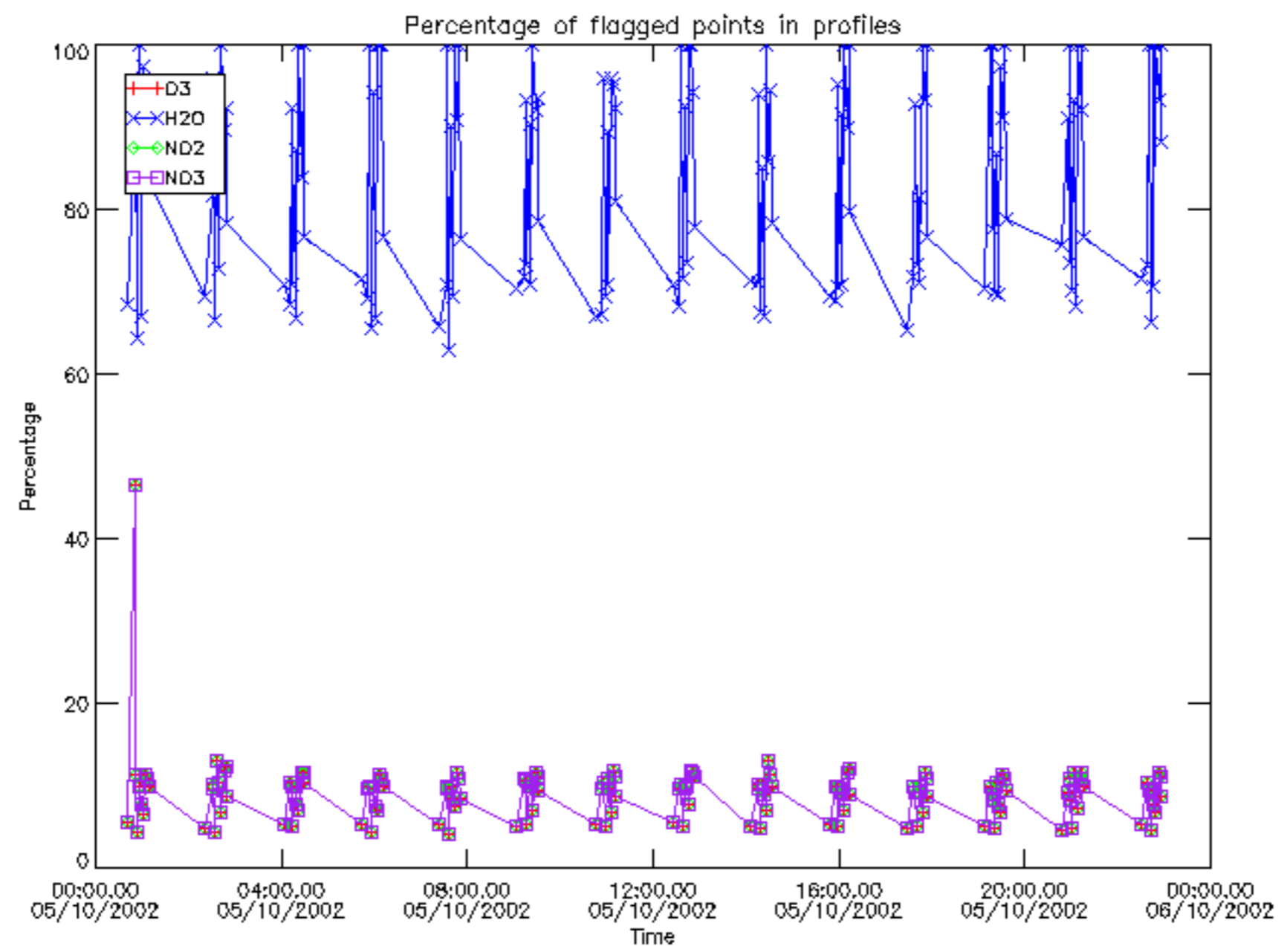




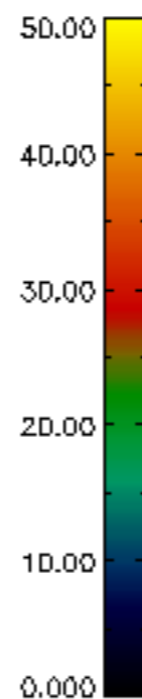
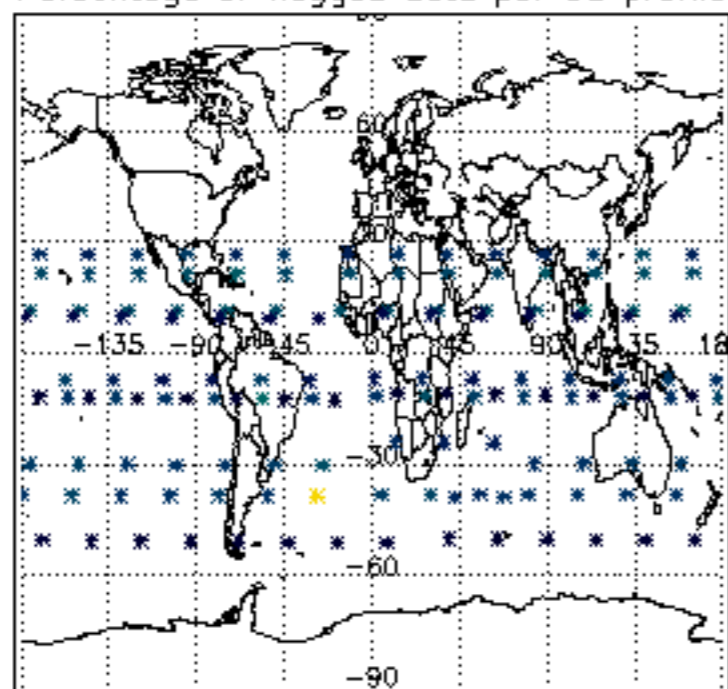




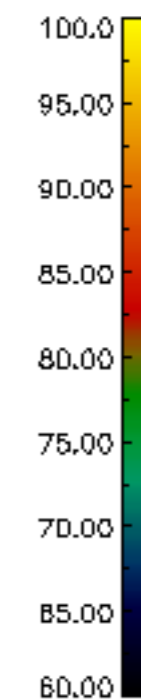
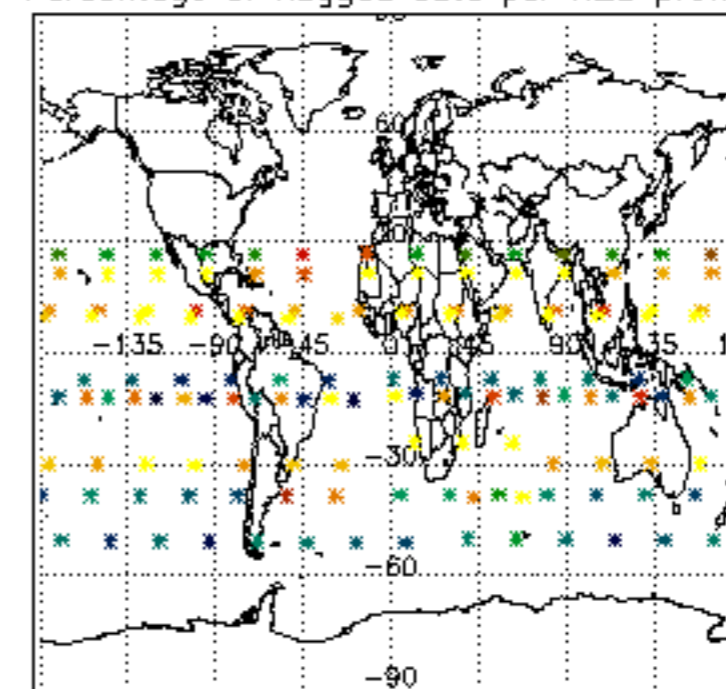




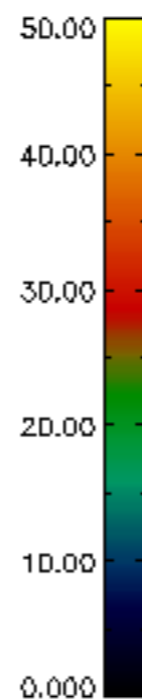
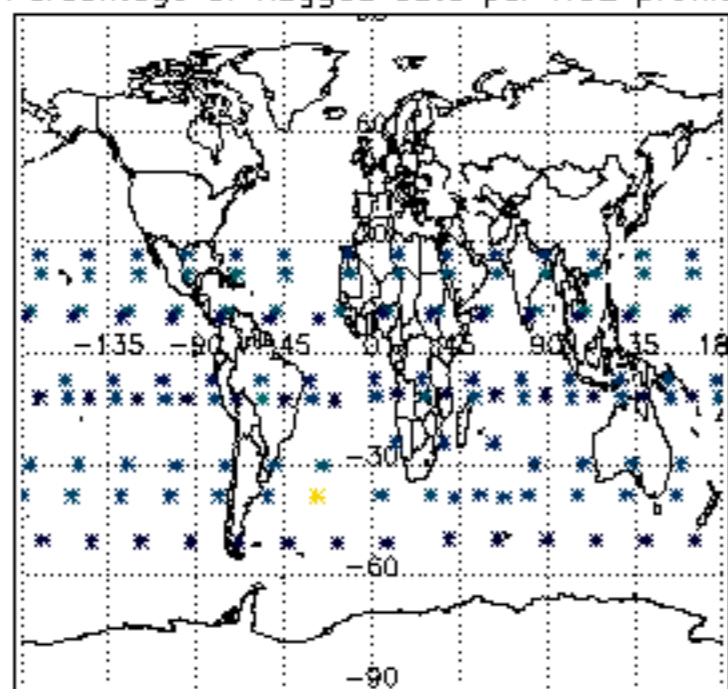
Percentage of flagged data per D3 profile



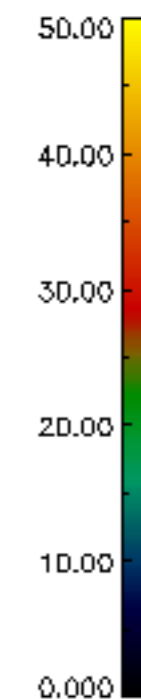
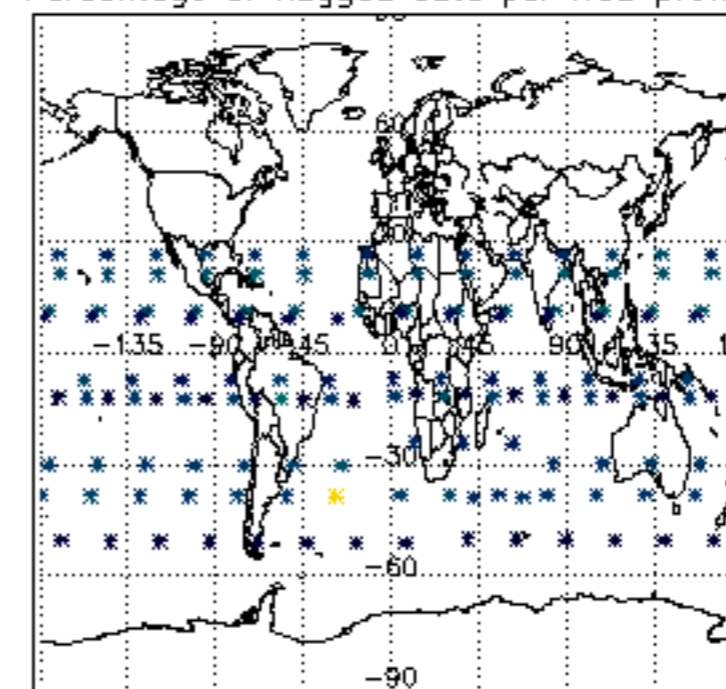
Percentage of flagged data per H2O profile

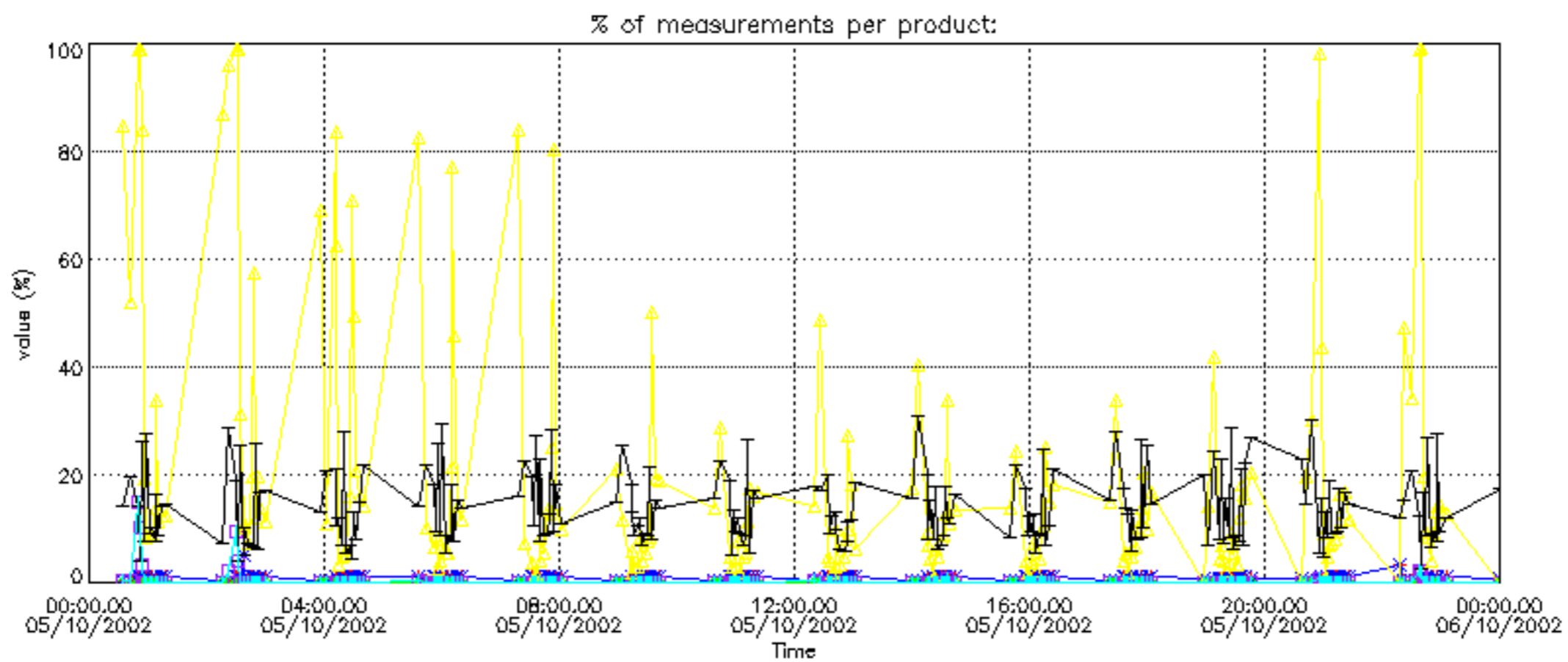
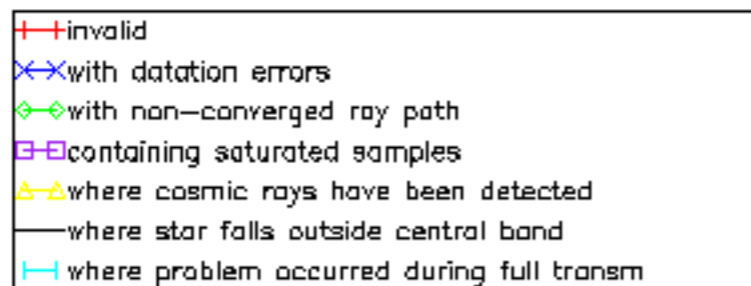


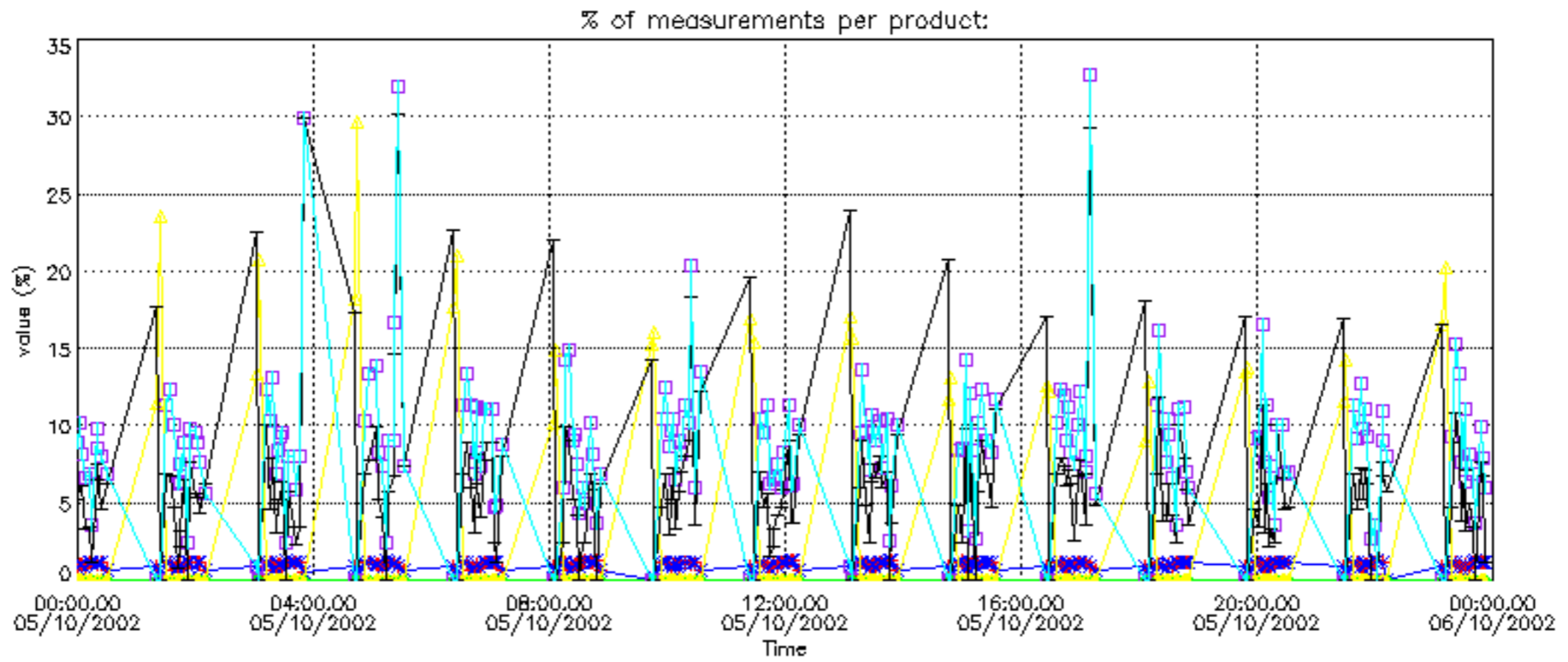
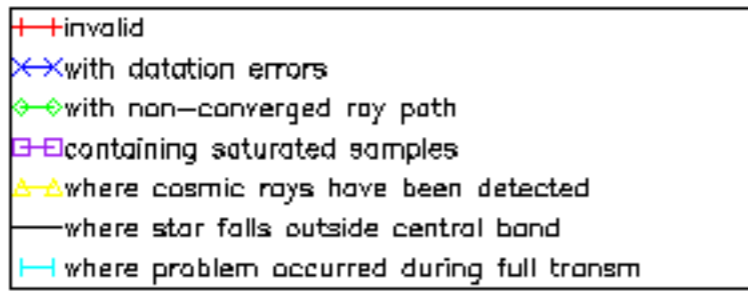
Percentage of flagged data per NO2 profile



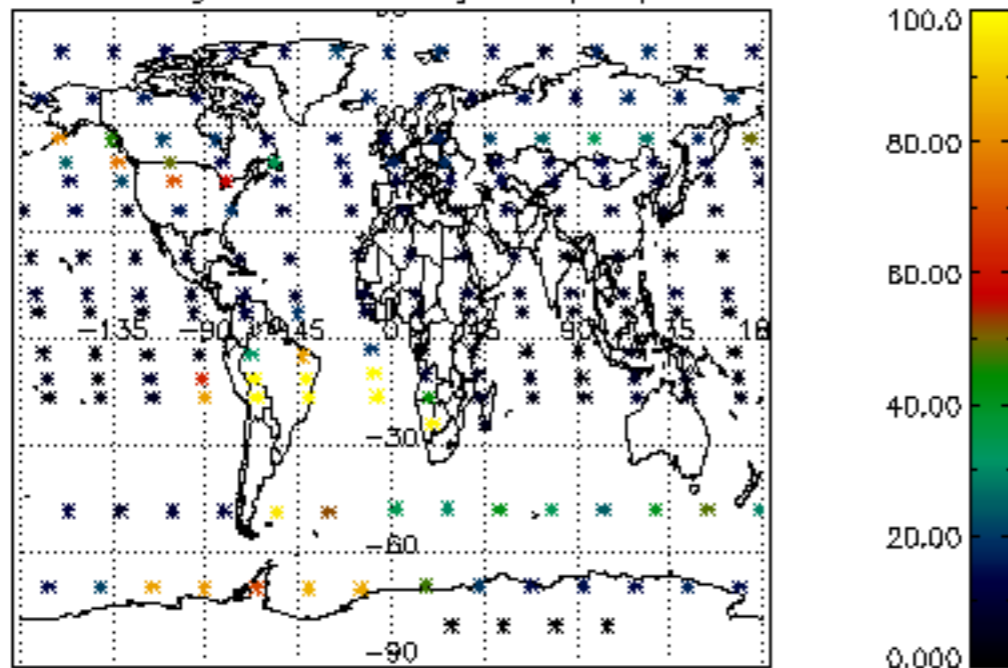
Percentage of flagged data per NO3 profile



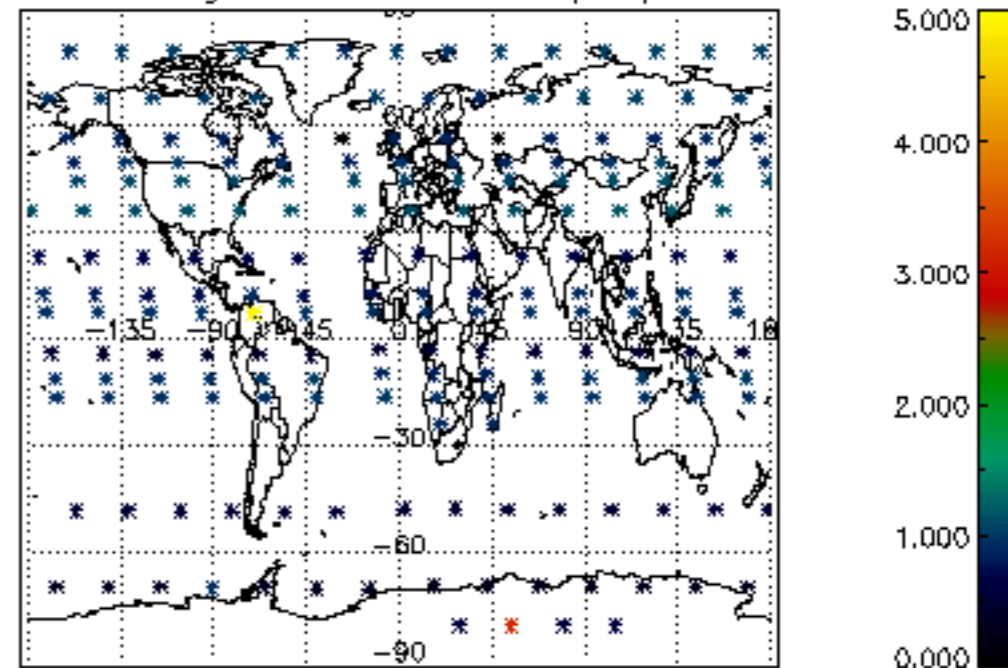




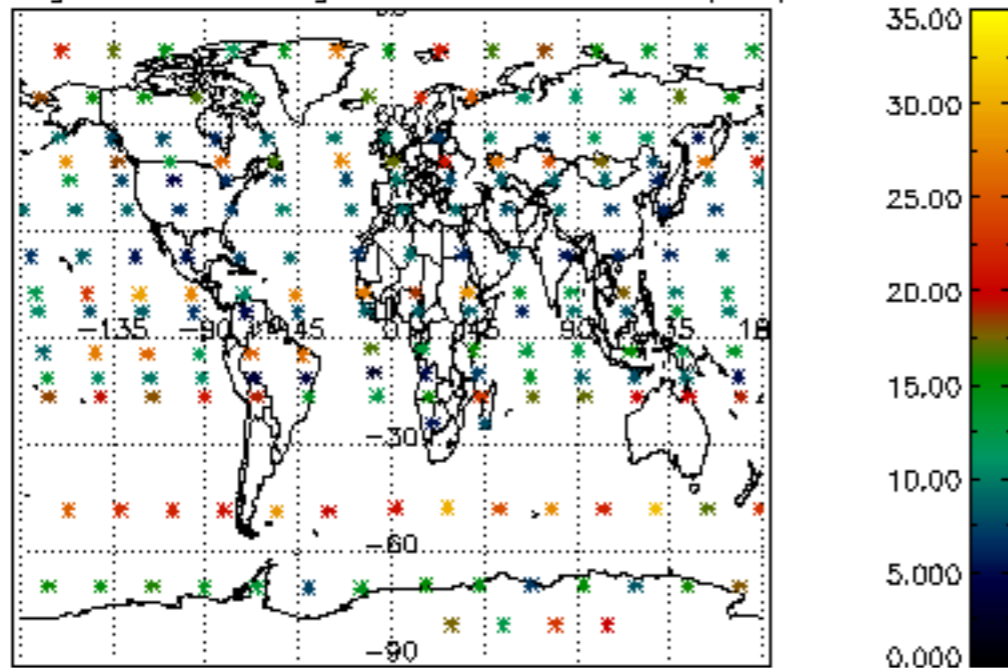
Percentage of cosmic ray hits per profile



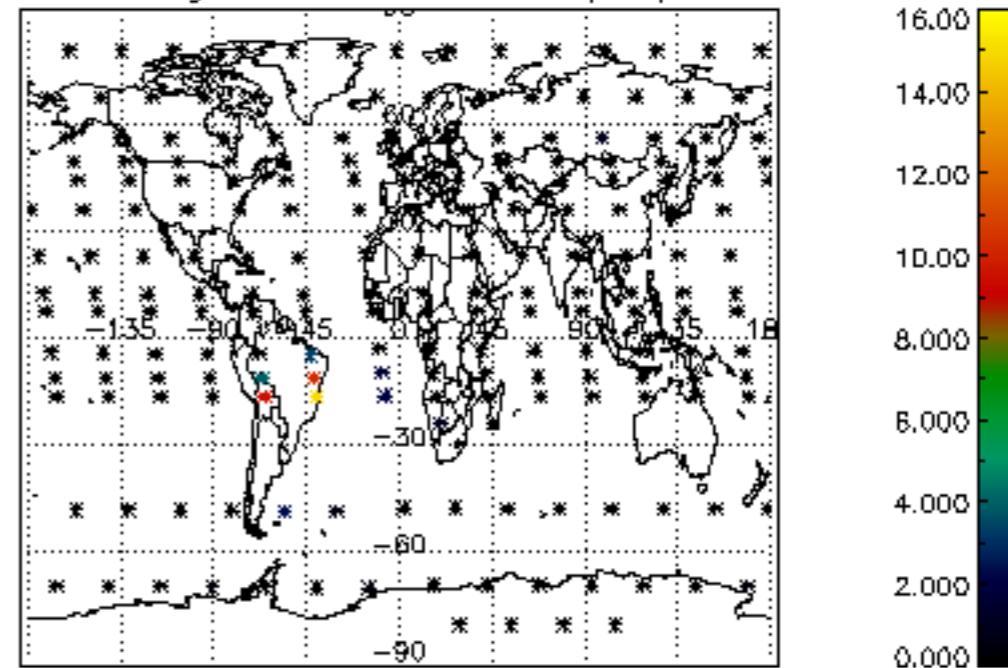
Percentage of datation errors per profile



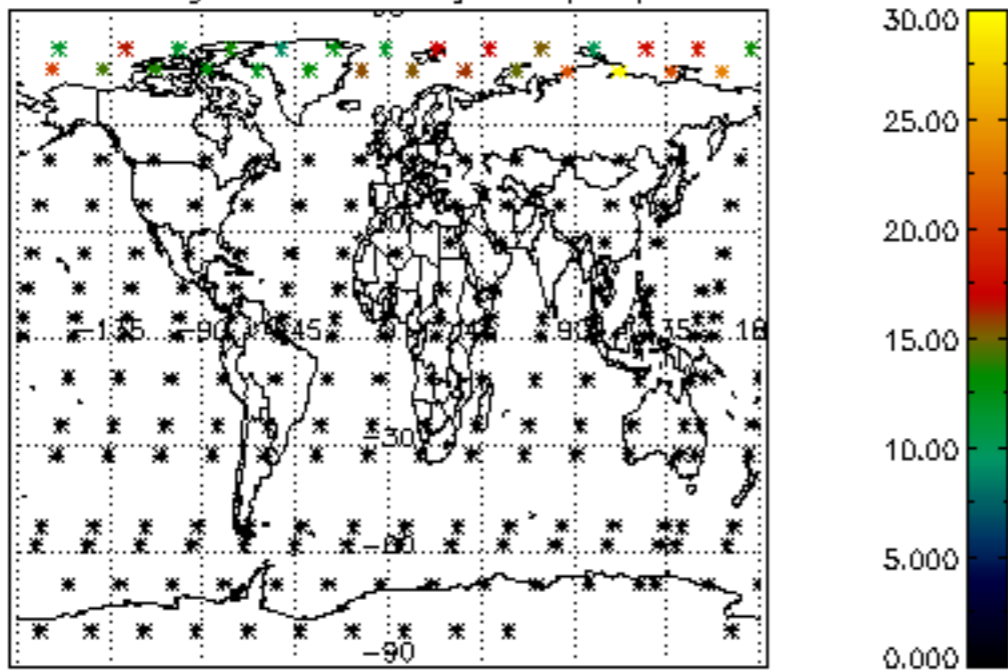
Percentage of star falling outside central band per profile



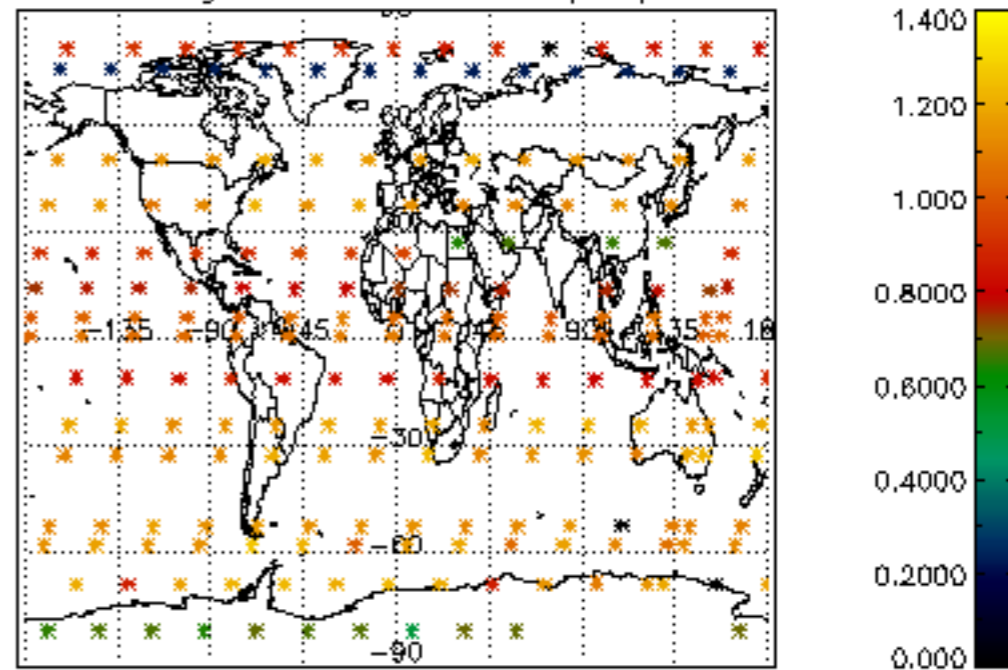
Percentage of saturation errors per profile



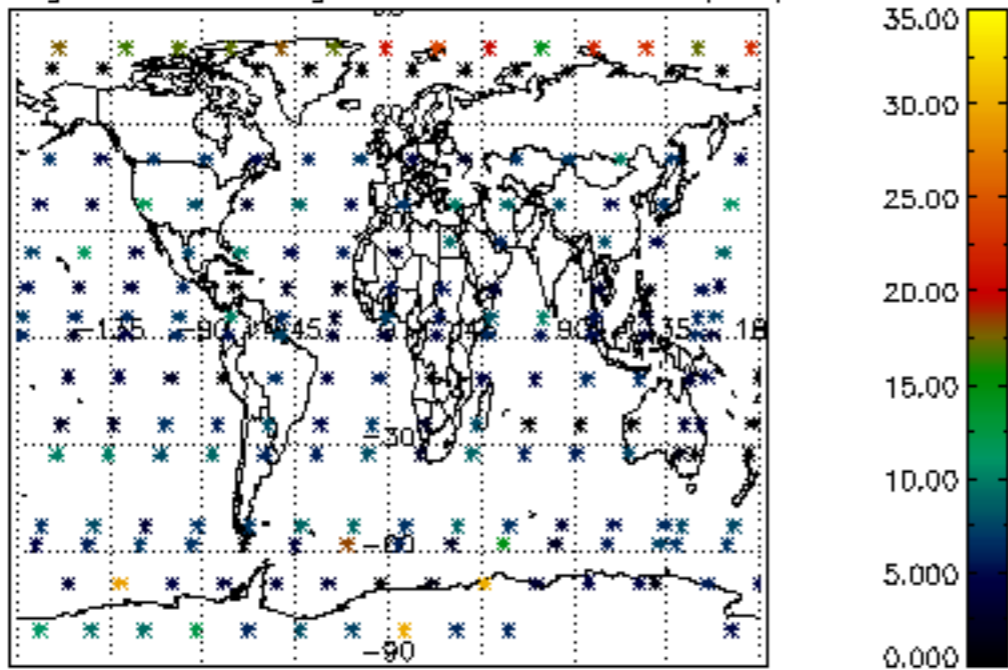
Percentage of cosmic ray hits per profile



Percentage of datation errors per profile



Percentage of star falling outside central band per profile



Percentage of saturation errors per profile

