

GOMOS Level 2 Daily Report

SUMMARY

[1. General Info](#)

[2. Summary of processed GOM_NL_2P products](#)

[3. Level 2 Quality information per product](#)

[3.1 Plot of level 2 quality information per product \(time dependant\)](#)

[3.2 Plot of level 2 quality information per product \(world map\)](#)

[4. Level 1 Quality information per product \(stored on level 2 products\)](#)

[4.1 Plot of level 1 quality information per product \(time dependant\)](#)

[4.1.1 Plot of level 1 quality information per product \(time dependant\): ASCENDING](#)

[4.1.2 Plot of level 1 quality information per product \(time dependant\): DESCENDING](#)

[4.2 Plot of level 1 quality information per product \(world map\)](#)

[4.2.1 Plot of level 1 quality information per product \(world map\): ASCENDING](#)

[4.2.2 Plot of level 1 quality information per product \(world map\): DESCENDING](#)

[5. Ozone profiles based on quality statistics and other trace gas profiles](#)

[5.1 Ozone statistics based on quality of products](#)

[5.2 Plot ozone profiles for all STD \(dark without errors\)](#)

[5.3 Plot ozone profiles where STD < 20% \(dark without errors\)](#)

[5.4. Plot ozone profiles where STD < 10% \(dark without errors\)](#)

[5.5. Plot ozone profiles where STD < 5% \(dark without errors\)](#)

[5.6 Plot NO2 profiles for all STD \(dark without errors\)](#)

[5.7 Plot NO3 profiles for all STD \(dark without errors\)](#)

[5.8 Plot H2O profiles \(only for occultations of stars 1,2,3,4,13,14,16,26,63 dark without errors\) for all STD](#)

[6. Auxiliary Data Files used for the production reported in section 2](#)

This report presents the daily analysis on parameters extracted from GOMOS level 2 data (GOM_NL__2P). It is intended to monitor some important parameters that will impact the quality of these products. A list of level 2 products (and content) that have arrived during the reporting day to the PCF is also given.

Item	Value
Time of report generation	17APR2013 19:08:04
Data source version	GOMOS/6.01
Start time of products	04-10-2002 (04OCT2002 00:00:00)
Stop time of products	05-10-2002 (05OCT2002 00:00:00)
Store outputs in DB	Yes
Nb of level 2 prods	181
Nb of prods with errors	0

2. Summary of processed GOM_NL__2P products.

Nr	Filename	UTC Start time	Limb	Duration	Star Id	Star Name	Star Mag	Star Temp	Nb Meas	Orbit	Prod. error
1	GOM_NL__2PRFIN20021004_000130_000000602010_00045_03105_2537.N1	04-OCT-2002 00:01:30	Straylight	59.500	157	The1Eri	2.9060	9300.0	119	3105	No
2	GOM_NL__2PRFIN20021004_000456_000000512010_00045_03105_2538.N1	04-OCT-2002 00:04:56	Straylight	50.500	63	Bet Gru	2.1500	2800.0	101	3105	No
3	GOM_NL__2PRFIN20021004_000937_000000502010_00045_03105_2539.N1	04-OCT-2002 00:09:37	Straylight	49.500	18	24Alp PsA	1.1660	9700.0	99	3105	No
4	GOM_NL__2PRFIN20021004_001150_000000572010_00045_03105_2540.N1	04-OCT-2002 00:11:50	Straylight	57.000	52	16Bet Cet	2.0370	4500.0	114	3105	No
5	GOM_NL__2PRFIN20021004_001506_000002152010_00045_03105_2541.N1	04-OCT-2002 00:15:06	Twilight	215.00	165	34Gam Eri	2.9500	3200.0	430	3105	No
6	GOM_NL__2PRFIN20021004_002159_000000442010_00045_03105_2542.N1	04-OCT-2002 00:21:59	Bright	44.000	90	54Alp Peg	2.4870	11000.	88	3105	No
7	GOM_NL__2PRFIN20021004_002535_000000442010_00045_03105_2543.N1	04-OCT-2002 00:25:35	Bright	44.000	93	53Bet Peg	2.5200	3100.0	88	3105	No
8	GOM_NL__2PRFIN20021004_002941_000000552010_00045_03105_2544.N1	04-OCT-2002 00:29:41	Bright	54.500	53	43Bet And	2.0480	3300.0	109	3105	No
9	GOM_NL__2PRFIN20021004_003239_000000672010_00045_03105_2545.N1	04-OCT-2002 00:32:39	Bright	66.500	173	4Bet Tri	3.0040	8900.0	133	3105	No
10	GOM_NL__2PRFIN20021004_003449_000000462010_00045_03105_2546.N1	04-OCT-2002 00:34:49	Bright	46.000	74	11Bet Cas	2.2680	6600.0	92	3105	No
11	GOM_NL__2PRFIN20021004_003640_000000482010_00045_03105_2547.N1	04-OCT-2002 00:36:40	Bright	48.000	110	37Del Cas	2.6780	8900.0	96	3105	No
12	GOM_NL__2PRFIN20021004_003938_000000612010_00045_03105_2548.N1	04-OCT-2002 00:39:38	Bright	61.000	160	23Gam Per	2.9300	4700.0	122	3105	No
13	GOM_NL__2PRFIN20021004_004256_000000442010_00045_03105_2549.N1	04-OCT-2002 00:42:56	Bright	44.000	49	1Alp UMi	1.9900	6300.0	88	3105	No
14	GOM_NL__2PRFIN20021004_004511_000000442010_00045_03105_2550.N1	04-OCT-2002 00:45:11	Bright	43.500	60	7Bet UMi	2.0810	3950.0	87	3105	No
15	GOM_NL__2PRFIN20021004_005057_000000452010_00045_03105_2551.N1	04-OCT-2002 00:50:57	Bright	44.500	36	50Alp UMa	1.8000	6300.0	89	3105	No
16	GOM_NL__2PRFIN20021004_005228_000000442010_00045_03105_2552.N1	04-OCT-2002 00:52:28	Bright	43.500	82	48Bet UMa	2.3650	10600.	87	3105	No
17	GOM_NL__2PRFIN20021004_005543_000000432010_00045_03105_2553.N1	04-OCT-2002 00:55:43	Bright	43.000	174	52Psi UMa	3.0040	4400.0	86	3105	No
18	GOM_NL__2PRFIN20021004_005737_000001192010_00045_03105_2554.N1	04-OCT-2002 00:57:37	Bright	118.50	107	37The Aur	2.6490	11000.	237	3105	No
19	GOM_NL__2PRFIN20021004_010104_000000722010_00045_03105_2555.N1	04-OCT-2002 01:01:04	Bright	72.000	24	66Alp Gem	1.5800	10200.	144	3105	No
20	GOM_NL__2PRFIN20021004_010615_000001532010_00045_03105_2556.N1	04-OCT-2002 01:06:15	Straylight	152.50	170	27Eps Gem	3.0000	9700.0	305	3105	No
21	GOM_NL__2PRFIN20021004_011206_000000562010_00045_03105_2557.N1	04-OCT-2002 01:12:06	Twilight	55.500	48	30Alp Hya	1.9770	4100.0	111	3105	No
22	GOM_NL__2PRFIN20021004_011400_000002552010_00045_03105_2558.N1	04-OCT-2002 01:14:00	Dark	255.00	44	24Gam Gem	1.9280	11000.	510	3105	No
23	GOM_NL__2PRFIN20021004_011928_000000552010_00045_03105_2559.N1	04-OCT-2002 01:19:28	Dark	54.500	132	15Rho Pup	2.8030	6900.0	109	3105	No
24	GOM_NL__2PRFIN20021004_012146_000000512010_00045_03105_2560.N1	04-OCT-2002 01:21:46	Dark	50.500	65	Lam Vel	2.2040	4400.0	101	3105	No
25	GOM_NL__2PRFIN20021004_012442_000001152010_00045_03105_2561.N1	04-OCT-2002 01:24:42	Dark	114.50	1	9Alp CMa	-1.4400	11000.	229	3105	No
26	GOM_NL__2PRFIN20021004_012946_000000672010_00046_03106_8817.N1	04-OCT-2002 01:29:46	Dark	67.000	2	Alp Car	-0.73600	7000.0	134	3106	No
27	GOM_NL__2PRFIN20021004_013711_000002212010_00046_03106_8818.N1	04-OCT-2002 01:37:11	Dark	221.00	101	11Alp Lep	2.5820	7000.0	442	3106	No
28	GOM_NL__2PRFIN20021004_014207_000000592010_00046_03106_8819.N1	04-OCT-2002 01:42:07	Straylight	59.000	157	The1Eri	2.9060	9300.0	118	3106	No
29	GOM_NL__2PRFIN20021004_014532_000000512010_00046_03106_8820.N1	04-OCT-2002 01:45:32	Straylight	50.500	63	Bet Gru	2.1500	2800.0	101	3106	No
30	GOM_NL__2PRFIN20021004_015013_000000502010_00046_03106_8821.N1	04-OCT-2002 01:50:13	Straylight	50.000	18	24Alp PsA	1.1660	9700.0	100	3106	No
31	GOM_NL__2PRFIN20021004_015227_000000562010_00046_03106_8822.N1	04-OCT-2002 01:52:27	Straylight	56.000	52	16Bet Cet	2.0370	4500.0	112	3106	No
32	GOM_NL__2PRFIN20021004_015540_000002152010_00046_03106_8823.N1	04-OCT-2002 01:55:40	Twilight	215.00	165	34Gam Eri	2.9500	3200.0	430	3106	No
33	GOM_NL__2PRFIN20021004_020235_000000442010_00046_03106_8824.N1	04-OCT-2002 02:02:35	Bright	44.000	90	54Alp Peg	2.4870	11000.	88	3106	No
34	GOM_NL__2PRFIN20021004_020612_000000442010_00046_03106_8825.N1	04-OCT-2002 02:06:12	Bright	43.500	93	53Bet Peg	2.5200	3100.0	87	3106	No
35	GOM_NL__2PRFIN20021004_021016_000000562010_00046_03106_8826.N1	04-OCT-2002 02:10:16	Bright	56.000	53	43Bet And	2.0480	3300.0	112	3106	No
36	GOM_NL__2PRFIN20021004_021313_000000672010_00046_03106_8827.N1	04-OCT-2002 02:13:13	Bright	66.500	173	4Bet Tri	3.0040	8900.0	133	3106	No
37	GOM_NL__2PRFIN20021004_021525_000000462010_00046_03106_8828.N1	04-OCT-2002 02:15:25	Bright	45.500	74	11Bet Cas	2.2680	6600.0	91	3106	No
38	GOM_NL__2PRFIN20021004_021716_000000492010_00046_03106_8829.N1	04-OCT-2002 02:17:16	Bright	48.500	110	37Del Cas	2.6780	8900.0	97	3106	No
39	GOM_NL__2PRFIN20021004_022013_000000602010_00046_03106_8830.N1	04-OCT-2002 02:20:13	Bright	59.500	160	23Gam Per	2.9300	4700.0	119	3106	No
40	GOM_NL__2PRFIN20021004_022332_000000412010_00046_03106_8831.N1	04-OCT-2002 02:23:32	Bright	40.500	49	1Alp UMi	1.9900	6300.0	81	3106	No
41	GOM_NL__2PRFIN20021004_022547_000000452010_00046_03106_8832.N1	04-OCT-2002 02:25:47	Bright	45.000	60	7Bet UMi	2.0810	3950.0	90	3106	No
42	GOM_NL__2PRFIN20021004_023133_000000462010_00046_03106_8833.N1	04-OCT-2002 02:31:33	Bright	45.500	36	50Alp UMa	1.8000	6300.0	91	3106	No

43	GOM_NL__2PRFIN20021004_023304_000000422010_00046_03106_8834.N1	04-OCT-2002 02:33:04	Bright	42.000	82	48Bet UMa	2.3650	10600.	84	3106	No
44	GOM_NL__2PRFIN20021004_023619_000000432010_00046_03106_8835.N1	04-OCT-2002 02:36:19	Bright	43.000	174	52Psi UMa	3.0040	4400.0	86	3106	No
45	GOM_NL__2PRFIN20021004_031022_000000552010_00047_03107_8817.N1	04-OCT-2002 03:10:22	Dark	54.500	2	Alp Car	-0.73600	7000.0	109	3107	No
46	GOM_NL__2PRFIN20021004_031751_000002192010_00047_03107_8818.N1	04-OCT-2002 03:17:51	Dark	218.50	101	11Alp Lep	2.5820	7000.0	437	3107	No
47	GOM_NL__2PRFIN20021004_032243_000000592010_00047_03107_8819.N1	04-OCT-2002 03:22:43	Straylight	58.500	157	The1Eri	2.9060	9300.0	117	3107	No
48	GOM_NL__2PRFIN20021004_032608_000000462010_00047_03107_8820.N1	04-OCT-2002 03:26:08	Straylight	46.000	63	Bet Gru	2.1500	2800.0	92	3107	No
49	GOM_NL__2PRFIN20021004_033049_000000492010_00047_03107_8821.N1	04-OCT-2002 03:30:49	Straylight	49.000	18	24Alp PsA	1.1660	9700.0	98	3107	No
50	GOM_NL__2PRFIN20021004_033303_000000582010_00047_03107_8822.N1	04-OCT-2002 03:33:03	Straylight	58.000	52	16Bet Cet	2.0370	4500.0	116	3107	No
51	GOM_NL__2PRFIN20021004_033614_000002152010_00047_03107_8823.N1	04-OCT-2002 03:36:14	Twi_and_stray	215.00	165	34Gam Eri	2.9500	3200.0	430	3107	No
52	GOM_NL__2PRFIN20021004_034311_000000442010_00047_03107_8824.N1	04-OCT-2002 03:43:11	Bright	43.500	90	54Alp Peg	2.4870	11000.	87	3107	No
53	GOM_NL__2PRFIN20021004_045059_000000682010_00048_03108_8817.N1	04-OCT-2002 04:50:59	Dark	67.500	2	Alp Car	-0.73600	7000.0	135	3108	No
54	GOM_NL__2PRFIN20021004_045830_000002182010_00048_03108_8818.N1	04-OCT-2002 04:58:30	Dark	218.00	101	11Alp Lep	2.5820	7000.0	436	3108	No
55	GOM_NL__2PRFIN20021004_050320_000000572010_00048_03108_8819.N1	04-OCT-2002 05:03:20	Straylight	56.500	157	The1Eri	2.9060	9300.0	113	3108	No
56	GOM_NL__2PRFIN20021004_050644_000000572010_00048_03108_8820.N1	04-OCT-2002 05:06:44	Straylight	57.000	63	Bet Gru	2.1500	2800.0	114	3108	No
57	GOM_NL__2PRFIN20021004_051125_000000462010_00048_03108_8821.N1	04-OCT-2002 05:11:25	Straylight	45.500	18	24Alp PsA	1.1660	9700.0	91	3108	No
58	GOM_NL__2PRFIN20021004_051339_000000552010_00048_03108_8822.N1	04-OCT-2002 05:13:39	Straylight	55.000	52	16Bet Cet	2.0370	4500.0	110	3108	No
59	GOM_NL__2PRFIN20021004_051648_000002152010_00048_03108_8823.N1	04-OCT-2002 05:16:48	Twi_and_stray	215.00	165	34Gam Eri	2.9500	3200.0	430	3108	No
60	GOM_NL__2PRFIN20021004_052347_000000442010_00048_03108_8824.N1	04-OCT-2002 05:23:47	Bright	44.000	90	54Alp Peg	2.4870	11000.	88	3108	No
61	GOM_NL__2PRFIN20021004_052724_000000422010_00048_03108_8825.N1	04-OCT-2002 05:27:24	Bright	42.000	93	53Bet Peg	2.5200	3100.0	84	3108	No
62	GOM_NL__2PRFIN20021004_053127_000000542010_00048_03108_8826.N1	04-OCT-2002 05:31:27	Bright	53.500	53	43Bet And	2.0480	3300.0	107	3108	No
63	GOM_NL__2PRFIN20021004_053423_000000672010_00048_03108_8827.N1	04-OCT-2002 05:34:23	Bright	67.000	173	4Bet Tri	3.0040	8900.0	134	3108	No
64	GOM_NL__2PRFIN20021004_053637_000000462010_00048_03108_8828.N1	04-OCT-2002 05:36:37	Bright	46.000	74	11Bet Cas	2.2680	6600.0	92	3108	No
65	GOM_NL__2PRFIN20021004_053827_000000492010_00048_03108_8829.N1	04-OCT-2002 05:38:27	Bright	48.500	110	37Del Cas	2.6780	8900.0	97	3108	No
66	GOM_NL__2PRFIN20021004_054123_000000602010_00048_03108_8830.N1	04-OCT-2002 05:41:23	Bright	60.000	160	23Gam Per	2.9300	4700.0	120	3108	No
67	GOM_NL__2PRFIN20021004_054444_000000452010_00048_03108_8831.N1	04-OCT-2002 05:44:44	Bright	45.000	49	1Alp UMi	1.9900	6300.0	90	3108	No
68	GOM_NL__2PRFIN20021004_054700_000000422010_00048_03108_8832.N1	04-OCT-2002 05:47:00	Bright	42.000	60	7Bet UMi	2.0810	3950.0	84	3108	No
69	GOM_NL__2PRFIN20021004_063136_000000682010_00049_03109_8817.N1	04-OCT-2002 06:31:36	Dark	68.000	2	Alp Car	-0.73600	7000.0	136	3109	No
70	GOM_NL__2PRFIN20021004_081035_000000462010_00050_03110_8817.N1	04-OCT-2002 08:10:35	Dark	45.500	29	Bet Car	1.6720	10200.	91	3110	No
71	GOM_NL__2PRFIN20021004_081212_000000602010_00050_03110_8818.N1	04-OCT-2002 08:12:12	Dark	59.500	2	Alp Car	-0.73600	7000.0	119	3110	No
72	GOM_NL__2PRFIN20021004_081857_000000442010_00050_03110_8819.N1	04-OCT-2002 08:18:57	Dark	44.000	135	Bet Hyi	2.8200	5800.0	88	3110	No
73	GOM_NL__2PRFIN20021004_082117_000000472010_00050_03110_8820.N1	04-OCT-2002 08:21:17	Dark	47.000	143	Alp Hyi	2.8570	7200.0	94	3110	No
74	GOM_NL__2PRFIN20021004_082244_000000482010_00050_03110_8821.N1	04-OCT-2002 08:22:44	Dark	47.500	9	Alp Eri	0.45300	24000.	95	3110	No
75	GOM_NL__2PRFIN20021004_082433_000000602010_00050_03110_8822.N1	04-OCT-2002 08:24:33	Straylight	60.000	157	The1Eri	2.9060	9300.0	120	3110	No
76	GOM_NL__2PRFIN20021004_082801_000000502010_00050_03110_8823.N1	04-OCT-2002 08:28:01	Straylight	49.500	84	Alp Phe	2.3970	4500.0	99	3110	No
77	GOM_NL__2PRFIN20021004_083237_000000502010_00050_03110_8824.N1	04-OCT-2002 08:32:37	Straylight	49.500	18	24Alp PsA	1.1660	9700.0	99	3110	No
78	GOM_NL__2PRFIN20021004_083450_000000592010_00050_03110_8825.N1	04-OCT-2002 08:34:50	Straylight	58.500	52	16Bet Cet	2.0370	4500.0	117	3110	No
79	GOM_NL__2PRFIN20021004_083756_000002202010_00050_03110_8826.N1	04-OCT-2002 08:37:56	Twi_and_stray	220.00	165	34Gam Eri	2.9500	3200.0	440	3110	No
80	GOM_NL__2PRFIN20021004_095111_000000462010_00051_03111_8817.N1	04-OCT-2002 09:51:11	Dark	46.000	29	Bet Car	1.6720	10200.	92	3111	No
81	GOM_NL__2PRFIN20021004_095249_000000542010_00051_03111_8818.N1	04-OCT-2002 09:52:49	Dark	54.000	2	Alp Car	-0.73600	7000.0	108	3111	No
82	GOM_NL__2PRFIN20021004_095934_000000462010_00051_03111_8819.N1	04-OCT-2002 09:59:34	Dark	46.000	135	Bet Hyi	2.8200	5800.0	92	3111	No
83	GOM_NL__2PRFIN20021004_100153_000000462010_00051_03111_8820.N1	04-OCT-2002 10:01:53	Dark	45.500	143	Alp Hyi	2.8570	7200.0	91	3111	No
84	GOM_NL__2PRFIN20021004_100321_000000582010_00051_03111_8821.N1	04-OCT-2002 10:03:21	Dark	57.500	9	Alp Eri	0.45300	24000.	115	3111	No
85	GOM_NL__2PRFIN20021004_100510_000000572010_00051_03111_8822.N1	04-OCT-2002 10:05:10	Straylight	57.000	157	The1Eri	2.9060	9300.0	114	3111	No
86	GOM_NL__2PRFIN20021004_100838_000000552010_00051_03111_8823.N1	04-OCT-2002 10:08:38	Straylight	55.000	84	Alp Phe	2.3970	4500.0	110	3111	No
87	GOM_NL__2PRFIN20021004_101313_000000512010_00051_03111_8824.N1	04-OCT-2002 10:13:13	Straylight	51.000	18	24Alp PsA	1.1660	9700.0	102	3111	No
88	GOM_NL__2PRFIN20021004_101527_000000582010_00051_03111_8825.N1	04-OCT-2002 10:15:27	Straylight	57.500	52	16Bet Cet	2.0370	4500.0	115	3111	No
89	GOM_NL__2PRFIN20021004_131223_000000452010_00053_03113_1659.N1	04-OCT-2002 13:12:23	Dark	44.500	29	Bet Car	1.6720	10200.	89	3113	No
90	GOM_NL__2PRFIN20021004_131402_000000542010_00053_03113_1660.N1	04-OCT-2002 13:14:02	Dark	54.000	2	Alp Car	-0.73600	7000.0	108	3113	No
91	GOM_NL__2PRFIN20021004_132046_000000452010_00053_03113_1661.N1	04-OCT-2002 13:20:46	Dark	44.500	135	Bet Hyi	2.8200	5800.0	89	3113	No
92	GOM_NL__2PRFIN20021004_132306_000000452010_00053_03113_1662.N1	04-OCT-2002 13:23:06	Dark	45.000	143	Alp Hyi	2.8570	7200.0	90	3113	No
93	GOM_NL__2PRFIN20021004_132434_000000542010_00053_03113_1663.N1	04-OCT-2002 13:24:34	Dark	53.500	9	Alp Eri	0.45300	24000.	107	3113	No
94	GOM_NL__2PRFIN20021004_132623_000000592010_00053_03113_1664.N1	04-OCT-2002 13:26:23	Straylight	59.000	157	The1Eri	2.9060	9300.0	118	3113	No
95	GOM_NL__2PRFIN20021004_132951_000000492010_00053_03113_1665.N1	04-OCT-2002 13:29:51	Straylight	49.000	84	Alp Phe	2.3970	4500.0	98	3113	No
96	GOM_NL__2PRFIN20021004_133426_000000552010_00053_03113_1666.N1	04-OCT-2002 13:34:26	Straylight	54.500	18	24Alp PsA	1.1660	9700.0	109	3113	No
97	GOM_NL__2PRFIN20021004_133639_000000552010_00053_03113_1667.N1	04-OCT-2002 13:36:39	Straylight	54.500	52	16Bet Cet	2.0370	4500.0	109	3113	No
98	GOM_NL__2PRFIN20021004_133939_000002202010_00053_03113_1668.N1	04-OCT-2002 13:39:39	Twi_and_stray	220.00	165	34Gam Eri	2.9500	3200.0	440	3113	No
99	GOM_NL__2PRFIN20021004_134648_000000442010_00053_03113_1669.N1	04-OCT-2002 13:46:48	Bright	43.500	90	54Alp Peg	2.4870	11000.	87	3113	No
100	GOM_NL__2PRFIN20021004_135148_000000682010_00053_03113_1670.N1	04-OCT-2002 13:51:48	Bright	67.500	105	6Bet Ari	2.6450	8900.0	135	3113	No
101	GOM_NL__2PRFIN20021004_135422_000000542010_00053_03113_1671.N1	04-OCT-2002 13:54:22	Bright	54.000	53	43Bet And	2.0480	3300.0	108	3113	No

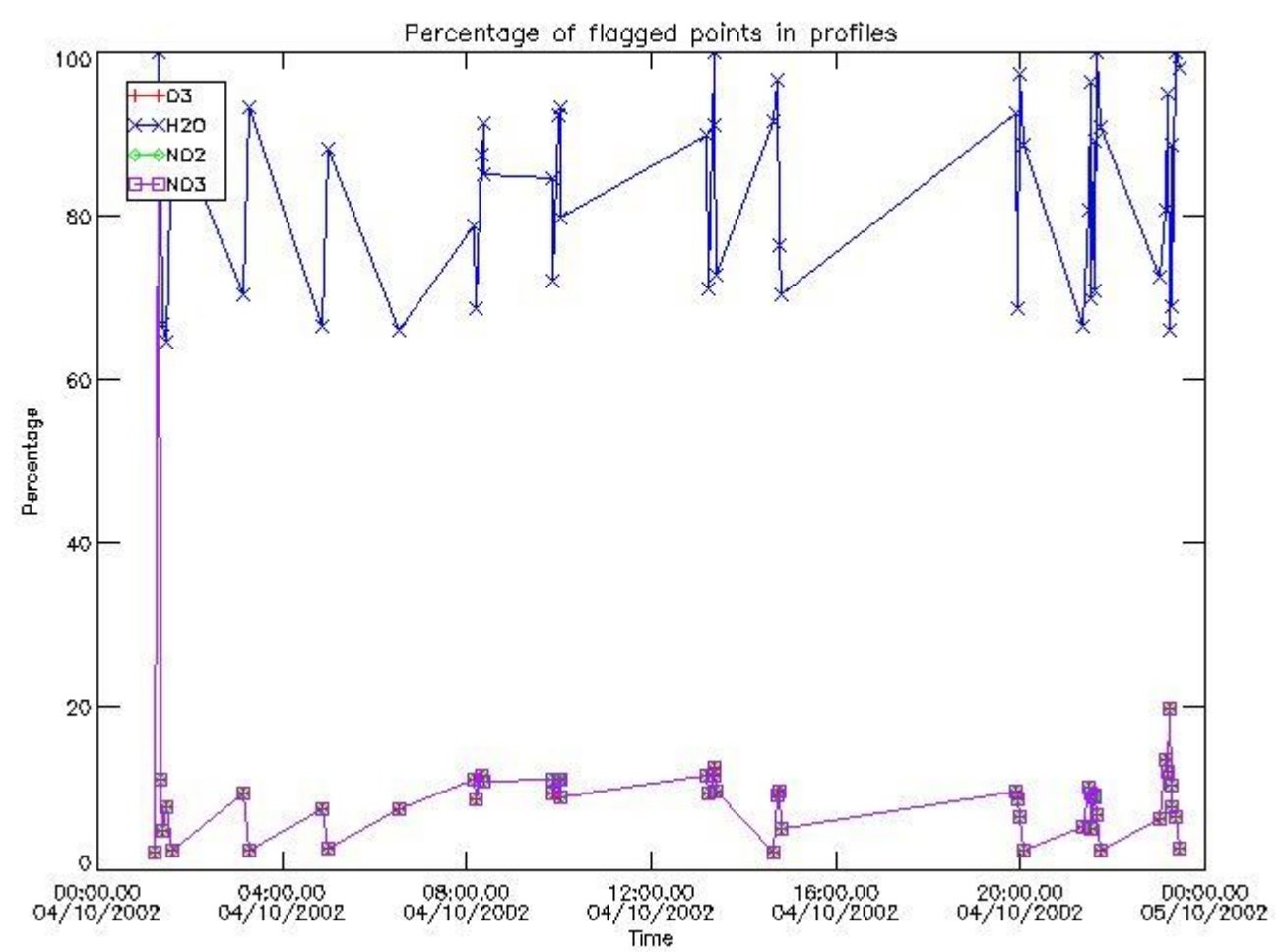
102	GOM_NL__2PRFIN20021004_135716_000000682010_00053_03113_1672.N1	04-OCT-2002 13:57:16	Bright	67.500	173	4Bet Tri	3.0040	8900.0	135	3113	No
103	GOM_NL__2PRFIN20021004_135934_000000472010_00053_03113_1673.N1	04-OCT-2002 13:59:34	Bright	46.500	74	11Bet Cas	2.2680	6600.0	93	3113	No
104	GOM_NL__2PRFIN20021004_140121_000000532010_00053_03113_1674.N1	04-OCT-2002 14:01:21	Bright	53.000	110	37Del Cas	2.6780	8900.0	106	3113	No
105	GOM_NL__2PRFIN20021004_140417_000000592010_00053_03113_1675.N1	04-OCT-2002 14:04:17	Bright	59.000	160	23Gam Per	2.9300	4700.0	118	3113	No
106	GOM_NL__2PRFIN20021004_140742_000000462010_00053_03113_1676.N1	04-OCT-2002 14:07:42	Bright	46.000	49	1Alp UMi	1.9900	6300.0	92	3113	No
107	GOM_NL__2PRFIN20021004_141000_000000462010_00053_03113_1677.N1	04-OCT-2002 14:10:00	Bright	45.500	60	7Bet UMi	2.0810	3950.0	91	3113	No
108	GOM_NL__2PRFIN20021004_141545_000000472010_00053_03113_1678.N1	04-OCT-2002 14:15:45	Bright	46.500	36	50Alp UMa	1.8000	6300.0	93	3113	No
109	GOM_NL__2PRFIN20021004_141716_000000432010_00053_03113_1679.N1	04-OCT-2002 14:17:16	Bright	42.500	82	48Bet UMa	2.3650	10600.	85	3113	No
110	GOM_NL__2PRFIN20021004_142032_000000432010_00053_03113_1680.N1	04-OCT-2002 14:20:32	Bright	42.500	174	52Psi UMa	3.0040	4400.0	85	3113	No
111	GOM_NL__2PRFIN20021004_142220_000001232010_00053_03113_1681.N1	04-OCT-2002 14:22:20	Bright	123.00	107	37The Aur	2.6490	11000.	246	3113	No
112	GOM_NL__2PRFIN20021004_142552_000000722010_00053_03113_1682.N1	04-OCT-2002 14:25:52	Bright	71.500	24	66Alp Gem	1.5800	10200.	143	3113	No
113	GOM_NL__2PRFIN20021004_143111_000001602010_00053_03113_1683.N1	04-OCT-2002 14:31:11	Straylight	159.50	170	27Eps Gem	3.0000	9700.0	319	3113	No
114	GOM_NL__2PRFIN20021004_143656_000000622010_00053_03113_1684.N1	04-OCT-2002 14:36:56	Twilight	62.000	48	30Alp Hya	1.9770	4100.0	124	3113	No
115	GOM_NL__2PRFIN20021004_143919_000002552010_00053_03113_1685.N1	04-OCT-2002 14:39:19	Dark	255.00	44	24Gam Gem	1.9280	11000.	510	3113	No
116	GOM_NL__2PRFIN20021004_144422_000000622010_00053_03113_1686.N1	04-OCT-2002 14:44:22	Dark	61.500	132	15Rho Pup	2.8030	6900.0	123	3113	No
117	GOM_NL__2PRFIN20021004_144636_000000542010_00053_03113_1687.N1	04-OCT-2002 14:46:36	Dark	53.500	65	Lam Vel	2.2040	4400.0	107	3113	No
118	GOM_NL__2PRFIN20021004_144946_000001032010_00053_03113_1688.N1	04-OCT-2002 14:49:46	Dark	103.00	1	9Alp CMa	-1.4400	11000.	206	3113	No
119	GOM_NL__2PRFIN20021004_195503_000000542010_00057_03117_1685.N1	04-OCT-2002 19:55:03	Dark	53.500	161	Tau Pup	2.9310	4500.0	107	3117	No
120	GOM_NL__2PRFIN20021004_195628_000000652010_00057_03117_1686.N1	04-OCT-2002 19:56:28	Dark	64.500	2	Alp Car	-0.73600	7000.0	129	3117	No
121	GOM_NL__2PRFIN20021004_195917_000000782010_00057_03117_1687.N1	04-OCT-2002 19:59:17	Dark	77.500	108	Alp Col	2.6520	15200.	155	3117	No
122	GOM_NL__2PRFIN20021004_200425_000002212010_00057_03117_1688.N1	04-OCT-2002 20:04:25	Dark	221.00	101	11Alp Lep	2.5820	7000.0	442	3117	No
123	GOM_NL__2PRFIN20021004_201215_000000512010_00057_03117_1689.N1	04-OCT-2002 20:12:15	Straylight	50.500	84	Alp Phe	2.3970	4500.0	101	3117	No
124	GOM_NL__2PRFIN20021004_201650_000000502010_00057_03117_1690.N1	04-OCT-2002 20:16:50	Straylight	50.000	18	24Alp PsA	1.1660	9700.0	100	3117	No
125	GOM_NL__2PRFIN20021004_201903_000000582010_00057_03117_1691.N1	04-OCT-2002 20:19:03	Straylight	57.500	52	16Bet Cet	2.0370	4500.0	115	3117	No
126	GOM_NL__2PRFIN20021004_202157_000002192010_00057_03117_1692.N1	04-OCT-2002 20:21:57	Tw_i_and_stray	219.00	165	34Gam Eri	2.9500	3200.0	438	3117	No
127	GOM_NL__2PRFIN20021004_202911_000000452010_00057_03117_1693.N1	04-OCT-2002 20:29:11	Bright	44.500	90	54Alp Peg	2.4870	11000.	89	3117	No
128	GOM_NL__2PRFIN20021004_203247_000000452010_00057_03117_1694.N1	04-OCT-2002 20:32:47	Bright	45.000	93	53Bet Peg	2.5200	3100.0	90	3117	No
129	GOM_NL__2PRFIN20021004_203644_000000572010_00057_03117_1695.N1	04-OCT-2002 20:36:44	Bright	56.500	53	43Bet And	2.0480	3300.0	113	3117	No
130	GOM_NL__2PRFIN20021004_203935_000000672010_00057_03117_1696.N1	04-OCT-2002 20:39:35	Bright	67.000	173	4Bet Tri	3.0040	8900.0	134	3117	No
131	GOM_NL__2PRFIN20021004_204144_000000512010_00057_03117_1697.N1	04-OCT-2002 20:41:44	Bright	51.000	68	18Alp Cas	2.2250	4500.0	102	3117	No
132	GOM_NL__2PRFIN20021004_204311_000000502010_00057_03117_1698.N1	04-OCT-2002 20:43:11	Bright	49.500	76	27Gam Cas	2.3000	30000.	99	3117	No
133	GOM_NL__2PRFIN20021004_204637_000000622010_00057_03117_1699.N1	04-OCT-2002 20:46:37	Bright	61.500	160	23Gam Per	2.9300	4700.0	123	3117	No
134	GOM_NL__2PRFIN20021004_205007_000000442010_00057_03117_1700.N1	04-OCT-2002 20:50:07	Bright	44.000	49	1Alp UMi	1.9900	6300.0	88	3117	No
135	GOM_NL__2PRFIN20021004_205225_000000452010_00057_03117_1701.N1	04-OCT-2002 20:52:25	Bright	44.500	60	7Bet UMi	2.0810	3950.0	89	3117	No
136	GOM_NL__2PRFIN20021004_205809_000000472010_00057_03117_1702.N1	04-OCT-2002 20:58:09	Bright	46.500	36	50Alp UMa	1.8000	6300.0	93	3117	No
137	GOM_NL__2PRFIN20021004_205940_000000582010_00057_03117_1703.N1	04-OCT-2002 20:59:40	Bright	58.000	82	48Bet UMa	2.3650	10600.	116	3117	No
138	GOM_NL__2PRFIN20021004_210255_000000582010_00057_03117_1704.N1	04-OCT-2002 21:02:55	Bright	58.000	174	52Psi UMa	3.0040	4400.0	116	3117	No
139	GOM_NL__2PRFIN20021004_210817_000000732010_00057_03117_1705.N1	04-OCT-2002 21:08:17	Bright	73.000	24	66Alp Gem	1.5800	10200.	146	3117	No
140	GOM_NL__2PRFIN20021004_211340_000001492010_00057_03117_1706.N1	04-OCT-2002 21:13:40	Straylight	149.00	170	27Eps Gem	3.0000	9700.0	298	3117	No
141	GOM_NL__2PRFIN20021004_211959_000000962010_00057_03117_1707.N1	04-OCT-2002 21:19:59	Dark	96.000	8	10Alp CMi	0.40000	6500.0	192	3117	No
142	GOM_NL__2PRFIN20021004_212902_000000502010_00057_03117_1708.N1	04-OCT-2002 21:29:02	Dark	50.000	65	Lam Vel	2.2040	4400.0	100	3117	No
143	GOM_NL__2PRFIN20021004_213030_000000542010_00057_03117_1709.N1	04-OCT-2002 21:30:30	Dark	54.000	70	Zet Pup	2.2460	39000.	108	3117	No
144	GOM_NL__2PRFIN20021004_213219_000001022010_00057_03117_1710.N1	04-OCT-2002 21:32:19	Dark	102.00	1	9Alp CMa	-1.4400	11000.	204	3117	No
145	GOM_NL__2PRFIN20021004_213540_000000562010_00058_03118_8841.N1	04-OCT-2002 21:35:40	Dark	55.500	161	Tau Pup	2.9310	4500.0	111	3118	No
146	GOM_NL__2PRFIN20021004_213705_000000572010_00058_03118_8842.N1	04-OCT-2002 21:37:05	Dark	57.000	2	Alp Car	-0.73600	7000.0	114	3118	No
147	GOM_NL__2PRFIN20021004_213956_000000762010_00058_03118_8843.N1	04-OCT-2002 21:39:56	Dark	76.000	108	Alp Col	2.6520	15200.	152	3118	No
148	GOM_NL__2PRFIN20021004_214504_000002232010_00058_03118_8844.N1	04-OCT-2002 21:45:04	Dark	223.00	101	11Alp Lep	2.5820	7000.0	446	3118	No
149	GOM_NL__2PRFIN20021004_215250_000000482010_00058_03118_1682.N1	04-OCT-2002 21:52:50	Straylight	48.000	84	Alp Phe	2.3970	4500.0	96	3118	No
150	GOM_NL__2PRFIN20021004_215726_000000492010_00058_03118_1683.N1	04-OCT-2002 21:57:26	Straylight	48.500	18	24Alp PsA	1.1660	9700.0	97	3118	No
151	GOM_NL__2PRFIN20021004_215939_000000642010_00058_03118_1684.N1	04-OCT-2002 21:59:39	Straylight	64.000	52	16Bet Cet	2.0370	4500.0	128	3118	No
152	GOM_NL__2PRFIN20021004_220231_000002192010_00058_03118_1685.N1	04-OCT-2002 22:02:31	Tw_i_and_stray	219.00	165	34Gam Eri	2.9500	3200.0	438	3118	No
153	GOM_NL__2PRFIN20021004_220947_000000452010_00058_03118_1686.N1	04-OCT-2002 22:09:47	Bright	45.000	90	54Alp Peg	2.4870	11000.	90	3118	No
154	GOM_NL__2PRFIN20021004_221323_000000462010_00058_03118_1687.N1	04-OCT-2002 22:13:23	Bright	45.500	93	53Bet Peg	2.5200	3100.0	91	3118	No
155	GOM_NL__2PRFIN20021004_221719_000000542010_00058_03118_1688.N1	04-OCT-2002 22:17:19	Bright	54.000	53	43Bet And	2.0480	3300.0	108	3118	No
156	GOM_NL__2PRFIN20021004_222010_000000682010_00058_03118_1689.N1	04-OCT-2002 22:20:10	Bright	67.500	173	4Bet Tri	3.0040	8900.0	135	3118	No
157	GOM_NL__2PRFIN20021004_222218_000000522010_00058_03118_1690.N1	04-OCT-2002 22:22:18	Bright	52.000	68	18Alp Cas	2.2250	4500.0	104	3118	No
158	GOM_NL__2PRFIN20021004_222346_000000492010_00058_03118_1691.N1	04-OCT-2002 22:23:46	Bright	49.000	76	27Gam Cas	2.3000	30000.	98	3118	No
159	GOM_NL__2PRFIN20021004_222712_000000612010_00058_03118_1692.N1	04-OCT-2002 22:27:12	Bright	60.500	160	23Gam Per	2.9300	4700.0	121	3118	No
160	GOM_NL__2PRFIN20021004_223042_000000452010_00058_03118_1693.N1	04-OCT-2002 22:30:42	Bright	45.000	49	1Alp UMi	1.9900	6300.0	90	3118	No

161	GOM_NL__2PRFIN20021004_223301_000000462010_00058_03118_1694.N1	04-OCT-2002 22:33:01	Bright	45.500	60	7Bet UMi	2.0810	3950.0	91	3118	No
162	GOM_NL__2PRFIN20021004_223845_000000472010_00058_03118_1695.N1	04-OCT-2002 22:38:45	Bright	46.500	36	50Alp UMa	1.8000	6300.0	93	3118	No
163	GOM_NL__2PRFIN20021004_224016_000000442010_00058_03118_1696.N1	04-OCT-2002 22:40:16	Bright	43.500	82	48Bet UMa	2.3650	10600.	87	3118	No
164	GOM_NL__2PRFIN20021004_224332_000000562010_00058_03118_1697.N1	04-OCT-2002 22:43:32	Bright	56.000	174	52Psi UMa	3.0040	4400.0	112	3118	No
165	GOM_NL__2PRFIN20021004_224853_000000742010_00058_03118_1698.N1	04-OCT-2002 22:48:53	Bright	74.000	24	66Alp Gem	1.5800	10200.	148	3118	No
166	GOM_NL__2PRFIN20021004_225417_000001542010_00058_03118_1699.N1	04-OCT-2002 22:54:17	Straylight	154.00	170	27Eps Gem	3.0000	9700.0	308	3118	No
167	GOM_NL__2PRFIN20021004_230036_000000902010_00058_03118_1700.N1	04-OCT-2002 23:00:36	Dark	89.500	8	10Alp CMi	0.40000	6500.0	179	3118	No
168	GOM_NL__2PRFIN20021004_230939_000000532010_00058_03118_1701.N1	04-OCT-2002 23:09:39	Dark	53.000	65	Lam Vel	2.2040	4400.0	106	3118	No
169	GOM_NL__2PRFIN20021004_231107_000000512010_00058_03118_1702.N1	04-OCT-2002 23:11:07	Dark	51.000	70	Zet Pup	2.2460	39000.	102	3118	No
170	GOM_NL__2PRFIN20021004_231257_000001202010_00058_03118_1703.N1	04-OCT-2002 23:12:57	Dark	120.00	1	9Alp CMa	-1.4400	11000.	240	3118	No
171	GOM_NL__2PRFIN20021004_231617_000000542010_00059_03119_1605.N1	04-OCT-2002 23:16:17	Dark	53.500	161	Tau Pup	2.9310	4500.0	107	3119	No
172	GOM_NL__2PRFIN20021004_231742_000000672010_00059_03119_1606.N1	04-OCT-2002 23:17:42	Dark	66.500	2	Alp Car	-0.73600	7000.0	133	3119	No
173	GOM_NL__2PRFIN20021004_232034_000000772010_00059_03119_1607.N1	04-OCT-2002 23:20:34	Dark	77.000	108	Alp Col	2.6520	15200.	154	3119	No
174	GOM_NL__2PRFIN20021004_232544_000002232010_00059_03119_1608.N1	04-OCT-2002 23:25:44	Dark	223.00	101	11Alp Lep	2.5820	7000.0	446	3119	No
175	GOM_NL__2PRFIN20021004_233327_000000522010_00059_03119_1609.N1	04-OCT-2002 23:33:27	Straylight	51.500	84	Alp Phe	2.3970	4500.0	103	3119	No
176	GOM_NL__2PRFIN20021004_233802_000000542010_00059_03119_1610.N1	04-OCT-2002 23:38:02	Straylight	54.000	18	24Alp PsA	1.1660	9700.0	108	3119	No
177	GOM_NL__2PRFIN20021004_234015_000000552010_00059_03119_1611.N1	04-OCT-2002 23:40:15	Straylight	55.000	52	16Bet Cet	2.0370	4500.0	110	3119	No
178	GOM_NL__2PRFIN20021004_234305_000002192010_00059_03119_1612.N1	04-OCT-2002 23:43:05	Twilight_stray	219.00	165	34Gam Eri	2.9500	3200.0	438	3119	No
179	GOM_NL__2PRFIN20021004_235023_000000452010_00059_03119_1613.N1	04-OCT-2002 23:50:23	Bright	44.500	90	54Alp Peg	2.4870	11000.	89	3119	No
180	GOM_NL__2PRFIN20021004_235359_000000472010_00059_03119_1614.N1	04-OCT-2002 23:53:59	Bright	47.000	93	53Bet Peg	2.5200	3100.0	94	3119	No
181	GOM_NL__2PRFIN20021004_235755_000000582010_00059_03119_1615.N1	04-OCT-2002 23:57:55	Bright	58.000	53	43Bet And	2.0480	3300.0	116	3119	No

3. Quality information per product

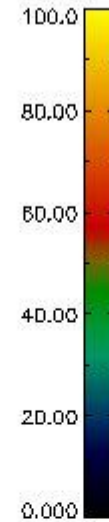
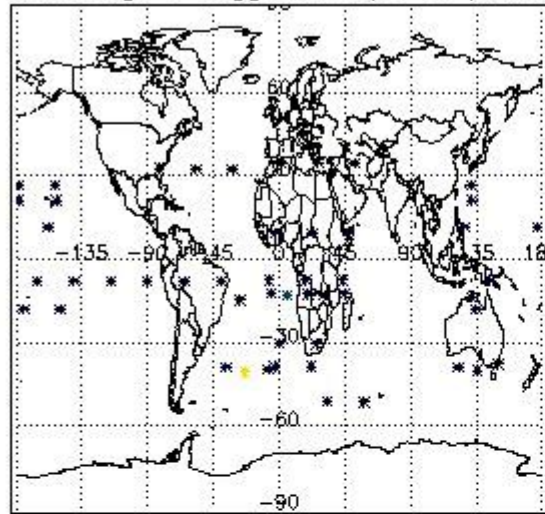
In this section it is plotted some information contained in the Quality Summary data set of the level 2 products. Only products in dark limb conditions and without errors (error flag in the MPH set to "0") are used.

3.1 Plot quality information per product (time dependant)


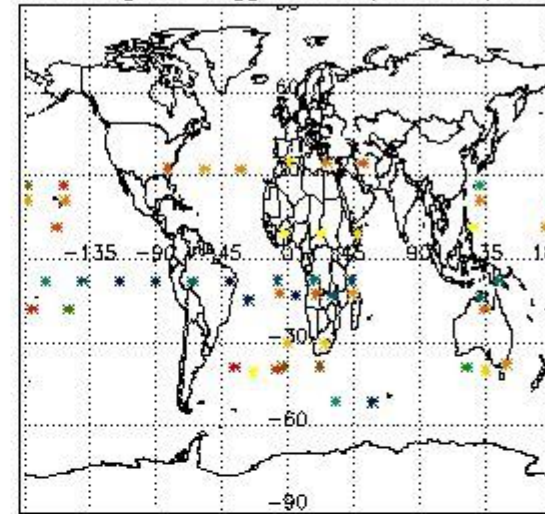


3.2 Plot quality information per product (world map)


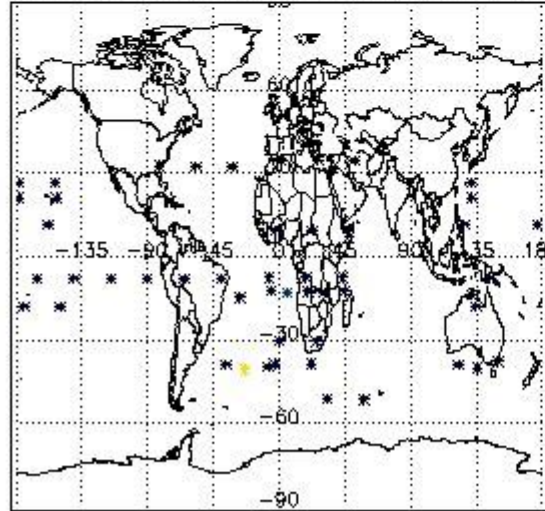
Percentage of flagged data per O3 profile



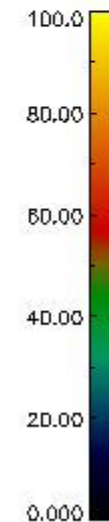
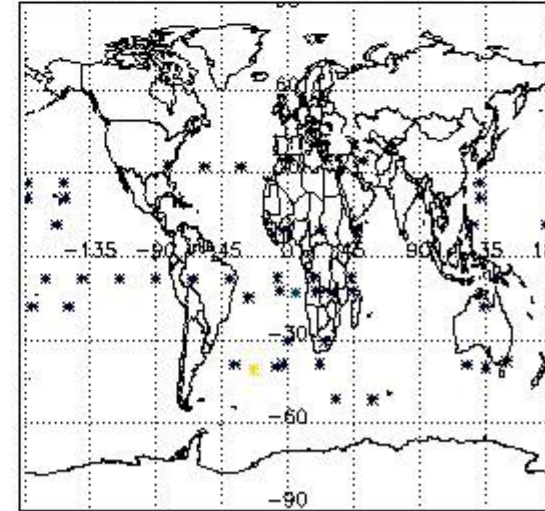
Percentage of flagged data per H2O profile



Percentage of flagged data per NO2 profile



Percentage of flagged data per NO3 profile

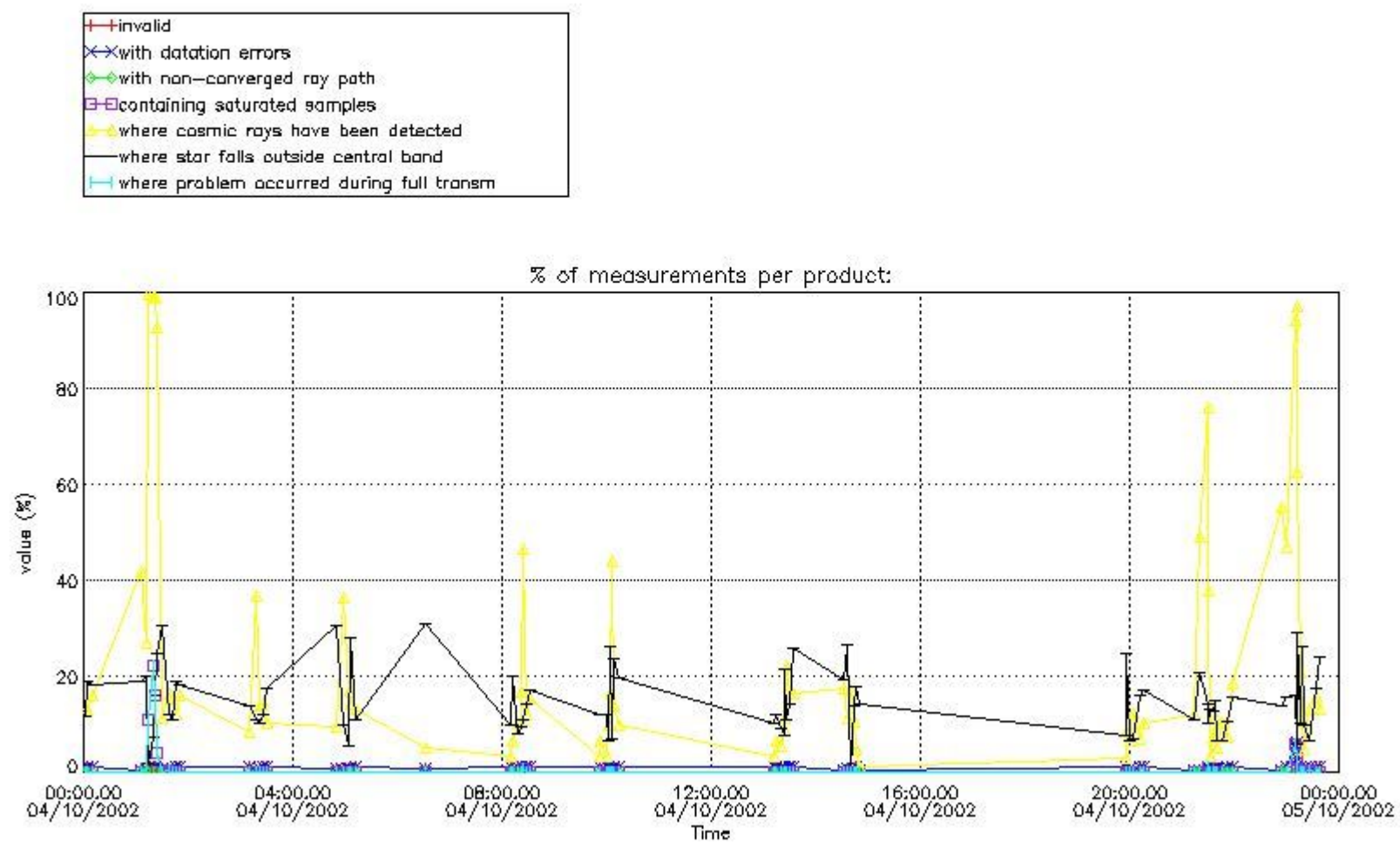


4. Level 1 quality information per product

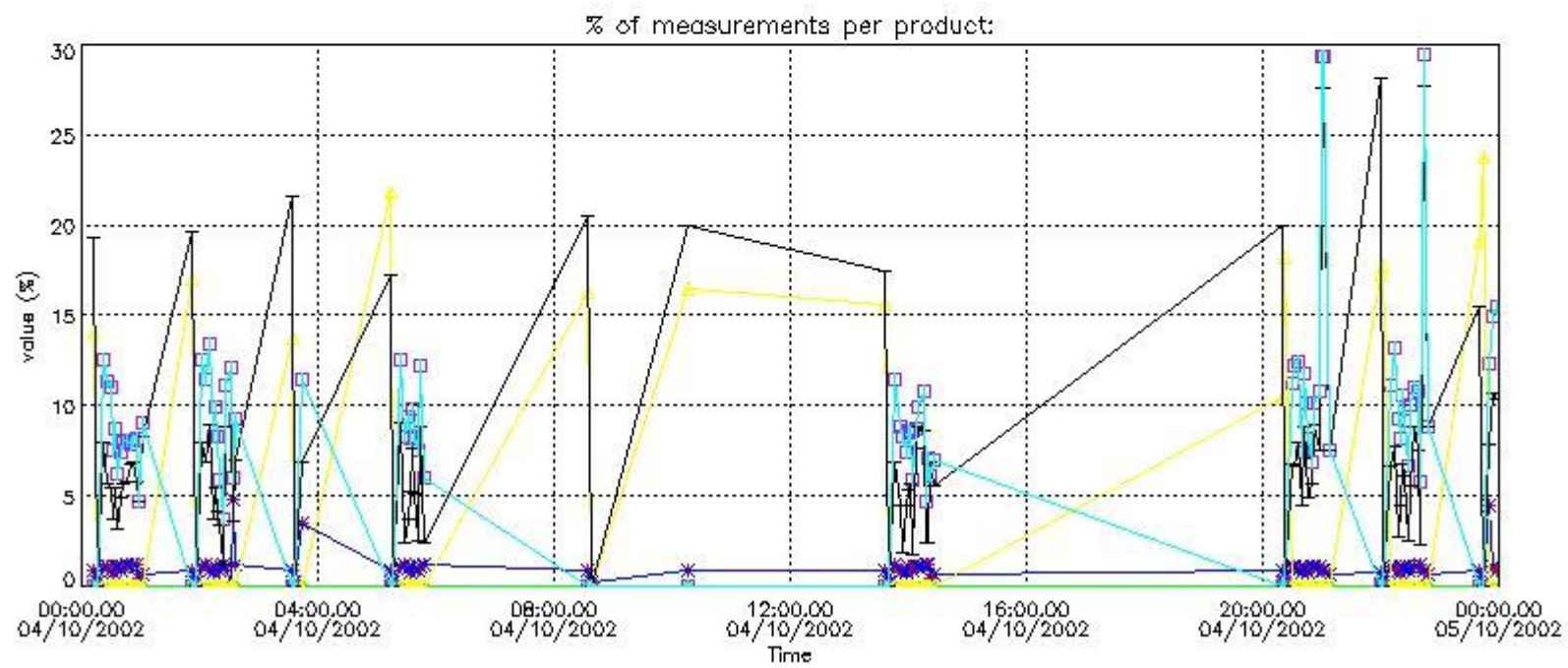
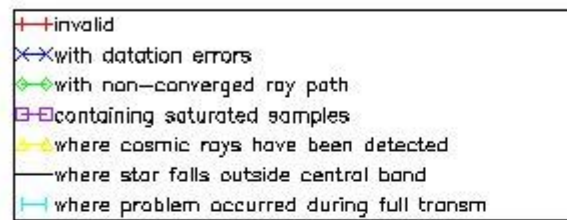
In this section it is plotted some information contained in the Quality Summary data set of the level 2 products that comes from the level 1b processing. Products without errors (error flag in the MPH set to "0") are used.

4.1 Plot quality information per product (time dependant) coming from level 1b processing

4.1.1 Plot level 1 quality information per product (time dependant): ENVISAT ASCENDING passes



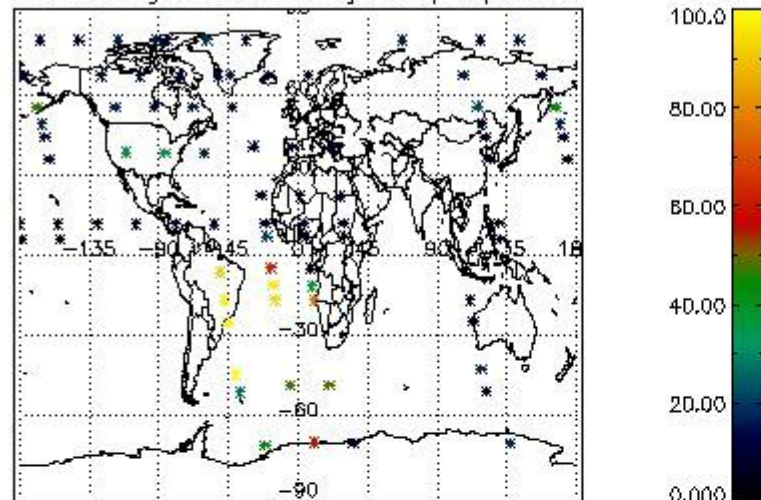
4.1.2 Plot level 1 quality information per product (time dependant): ENVI SAT DESCENDING passes



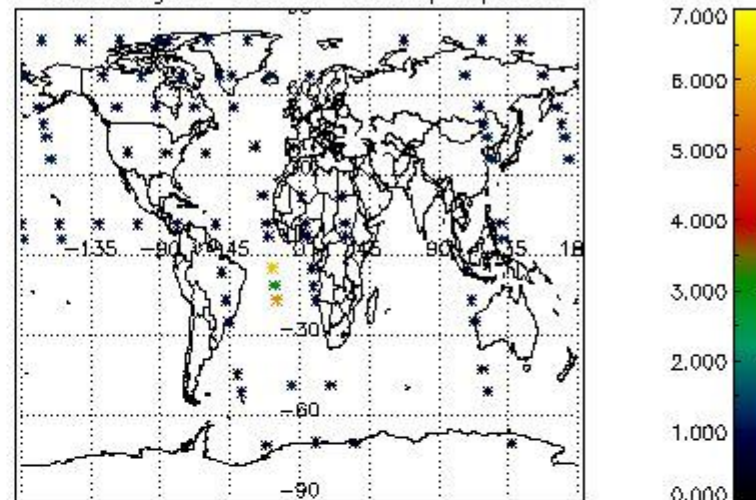
4.2 Plot quality information per product coming from level 1b processing (world map)

4.2.1 Plot level 1 quality information per product (world map): ENVISAT ASCENDING passes

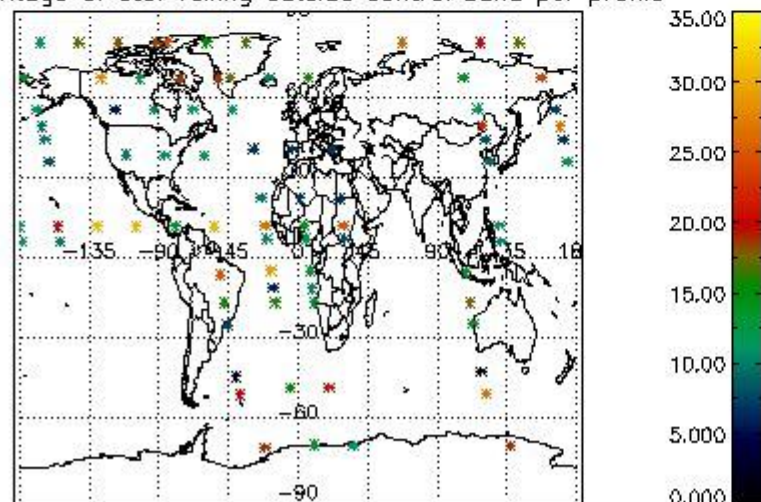
Percentage of cosmic ray hits per profile



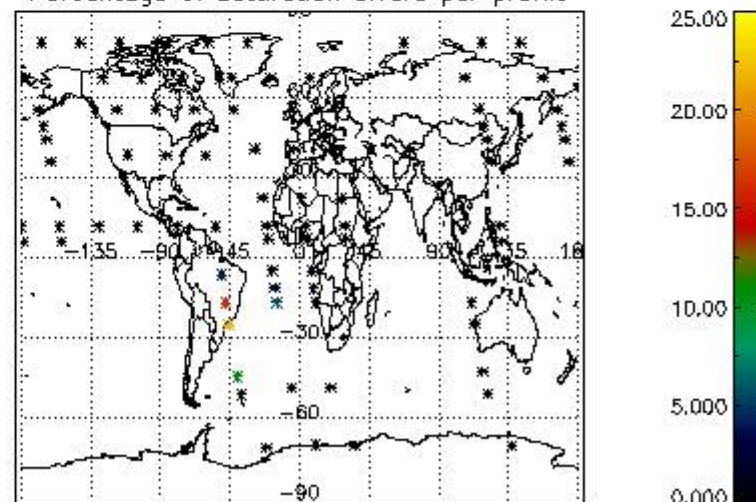
Percentage of datation errors per profile



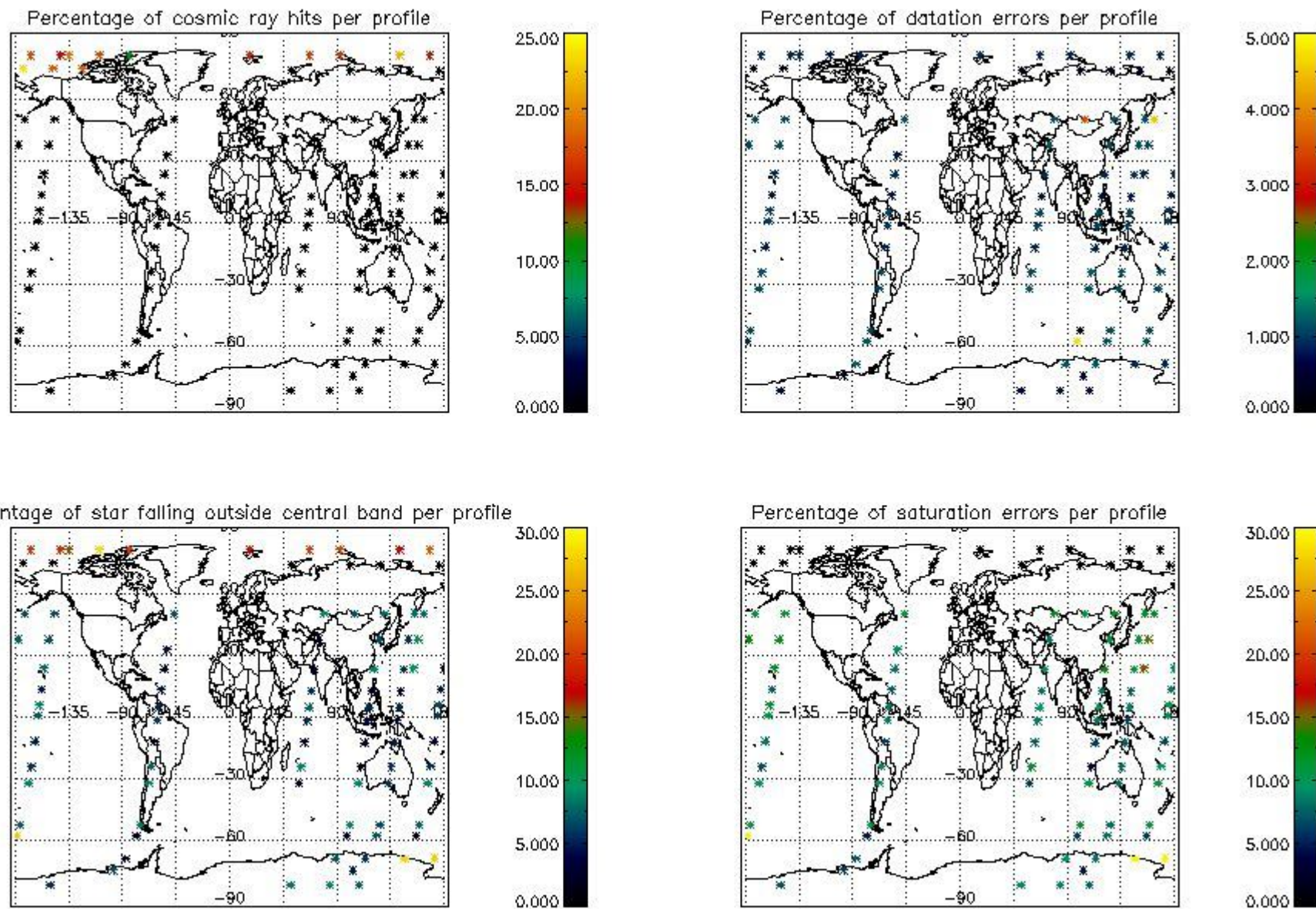
Percentage of star falling outside central band per profile



Percentage of saturation errors per profile



4.2.2 Plot level 1 quality information per product (world map): ENVISAT DESCENDING passes



5. Trace gas profiles

5.1 Ozone statistics based on quality of products

The final quality of the products can be "measured" using the STD (Standard Deviation) attached to every point profile. This information is written to the parameter GOM_NL__2P/NL_LOCAL_SPECIES_DENSITY/o3_std of the level 2 products. The table below shows the statistics for given STD ranges.

The statistics are given with respect to the overall valid production:

- Products without fatal errors: GOM_NL__2P/MPH/PRODUCT_ERR=0
- Valid point profile: GOM_NL__2P/NL_LOCAL_SPECIES_DENSITY/pcd(0)=0

The 'Criteria' is applied to valid points of dark limb products:

- Products in dark limb illumination condition: GOM_NL__2P/NL_SUMMARY_QUALITY/obs_ill_cond=0
- Products without fatal errors: GOM_NL__2P/MPH/PRODUCT_ERR=0
- Valid point profile: GOM_NL__2P/NL_LOCAL_SPECIES_DENSITY/pcd(0)=0

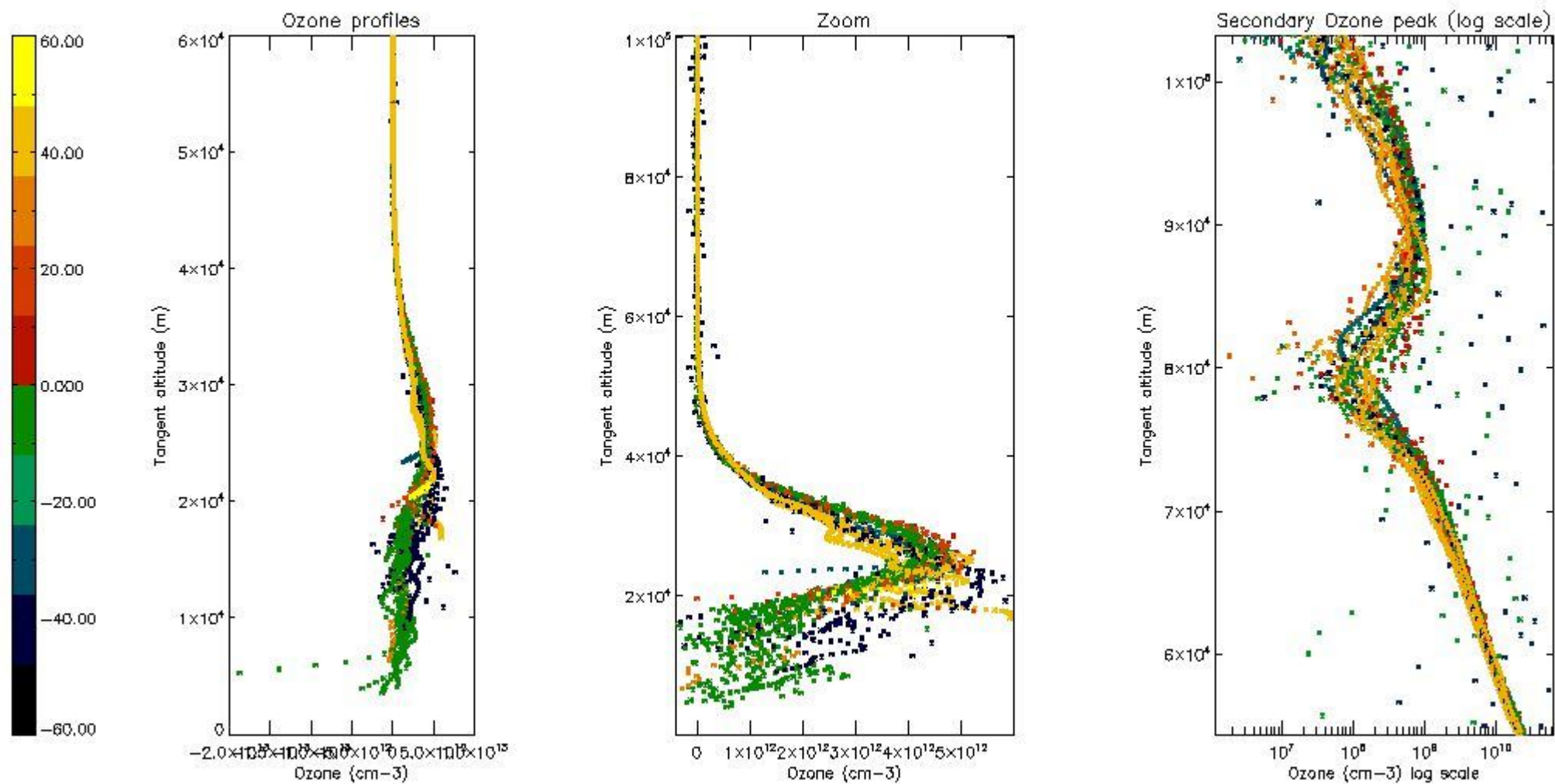
So, the table below shows the percentage of dark limb and valid observations for each criteria with respect to the overall valid daily observations.

Criteria	% of total production
All STD	34
STD < 20	20

STD < 10	18
STD < 5	15

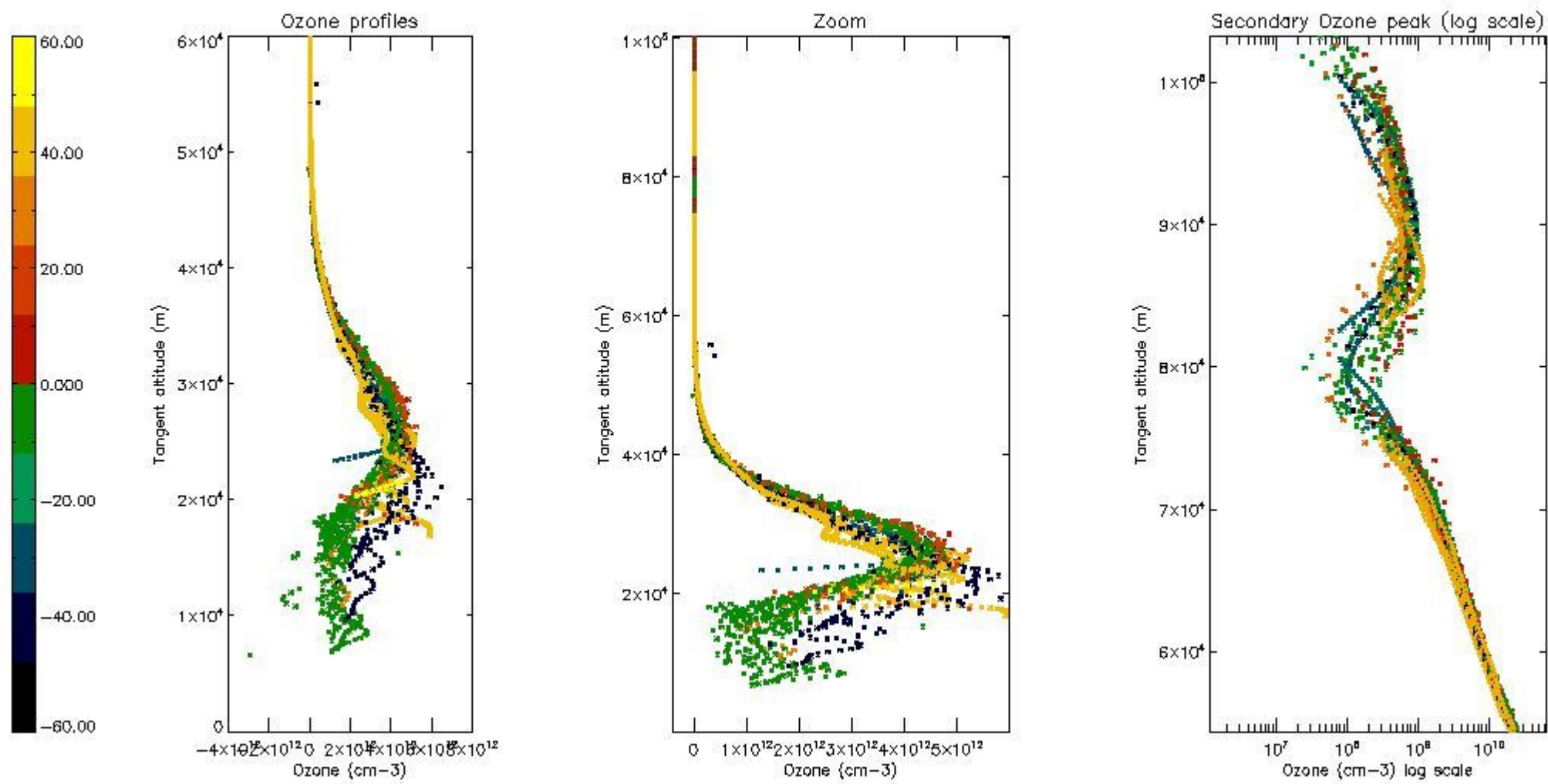
5.2 Plot ozone profiles for all STD (dark without errors)

The colorbar represents the latitude.



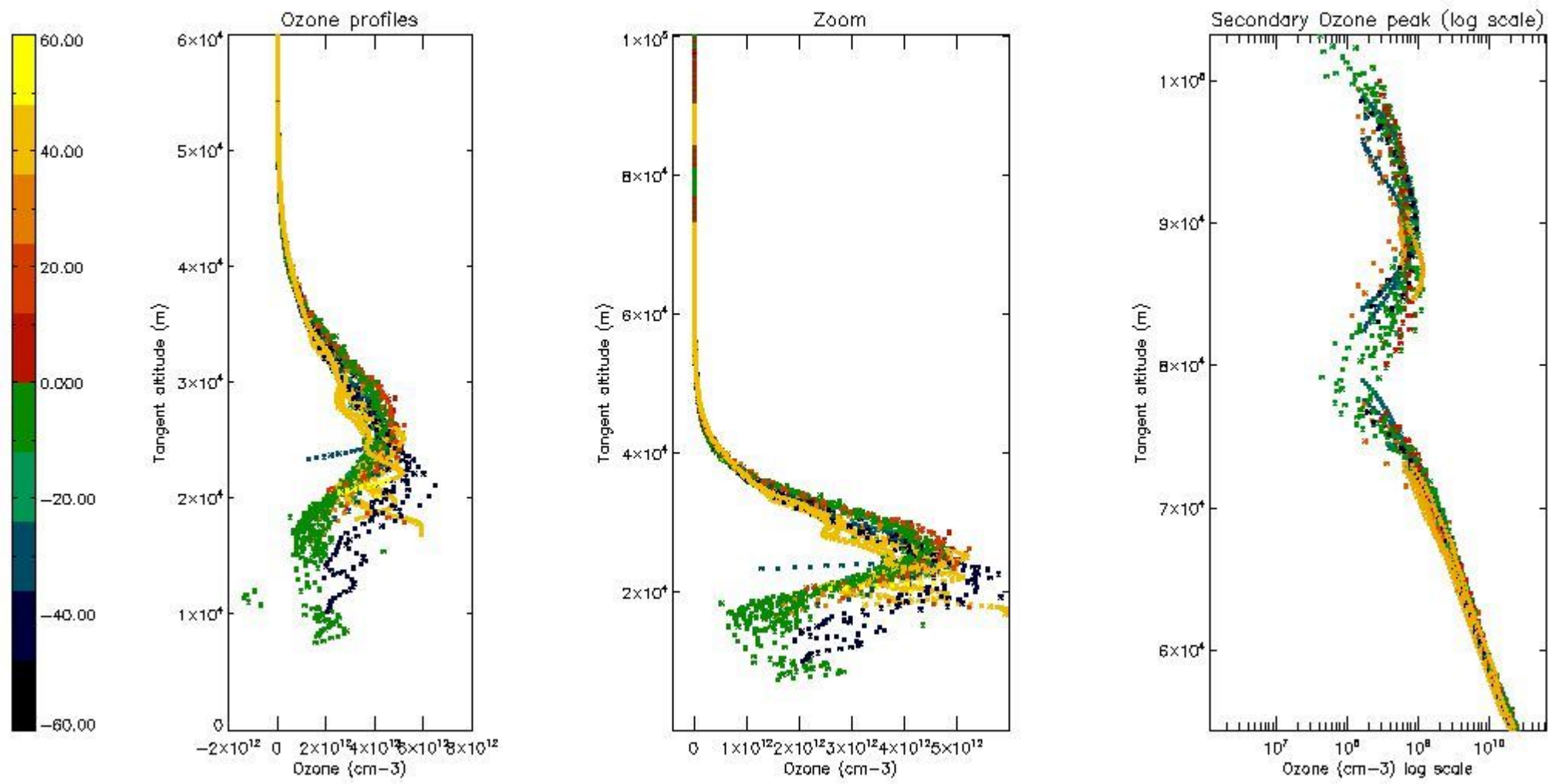
5.3 Plot ozone profiles where STD < 20% (dark without errors)

The colorbar represents the latitude.



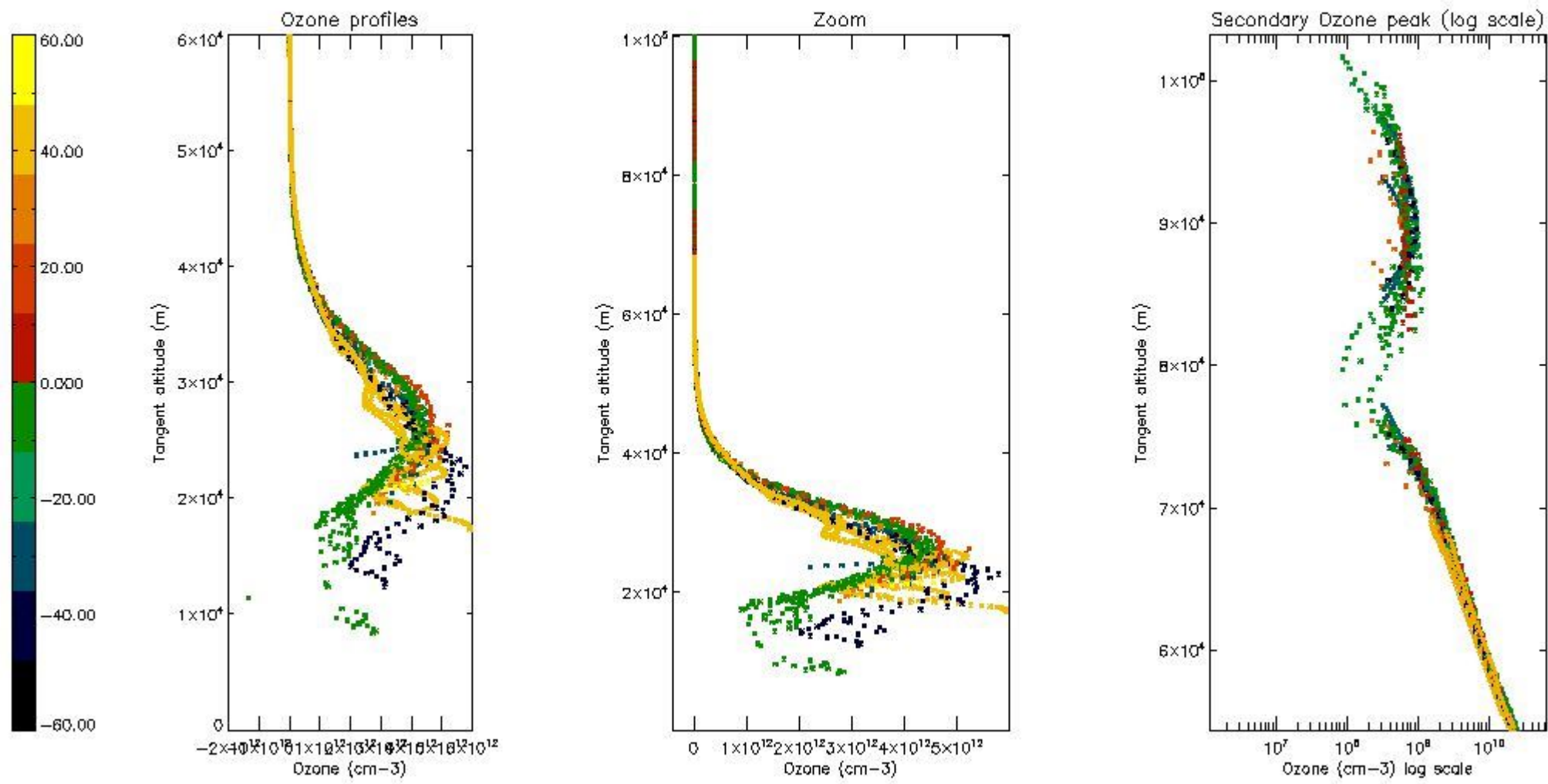
5.4 Plot ozone profiles where STD < 10% (dark without errors)

The colorbar represents the latitude.



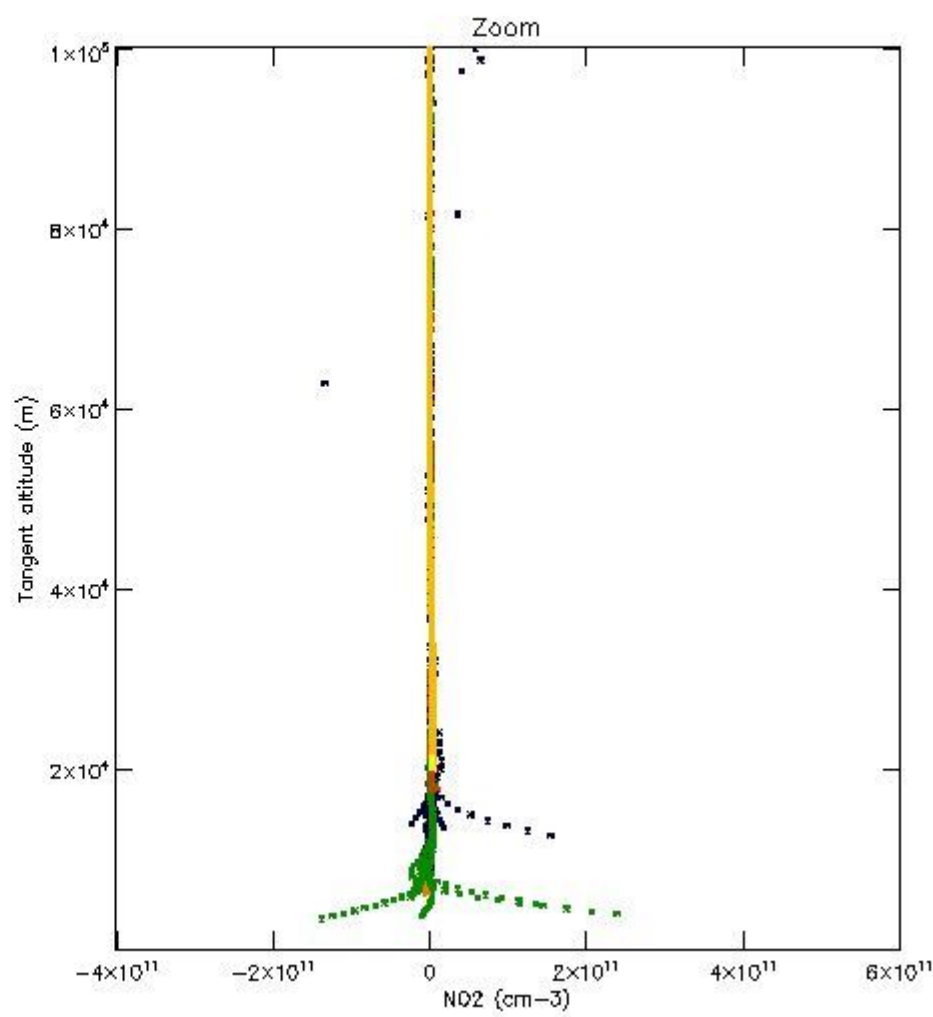
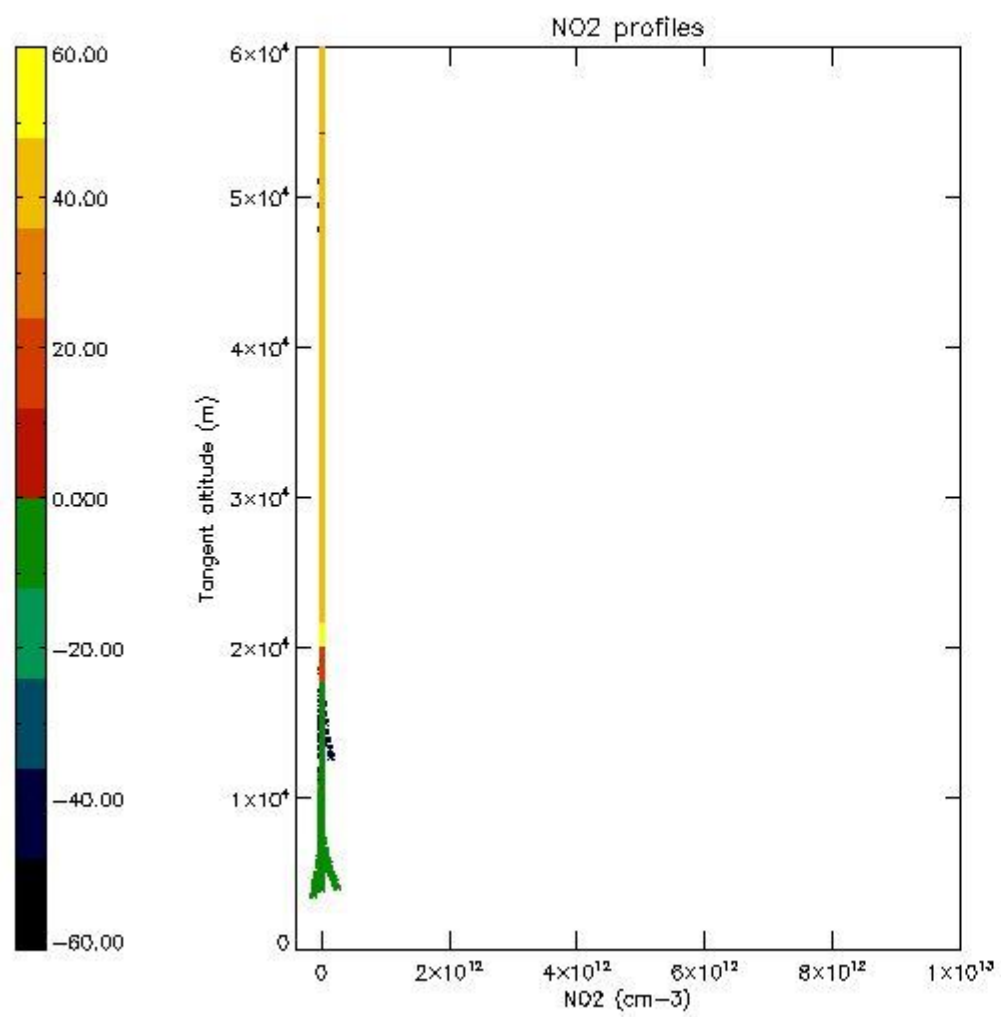
5.5 Plot ozone profiles where STD < 5% (dark without errors)

The colorbar represents the latitude.



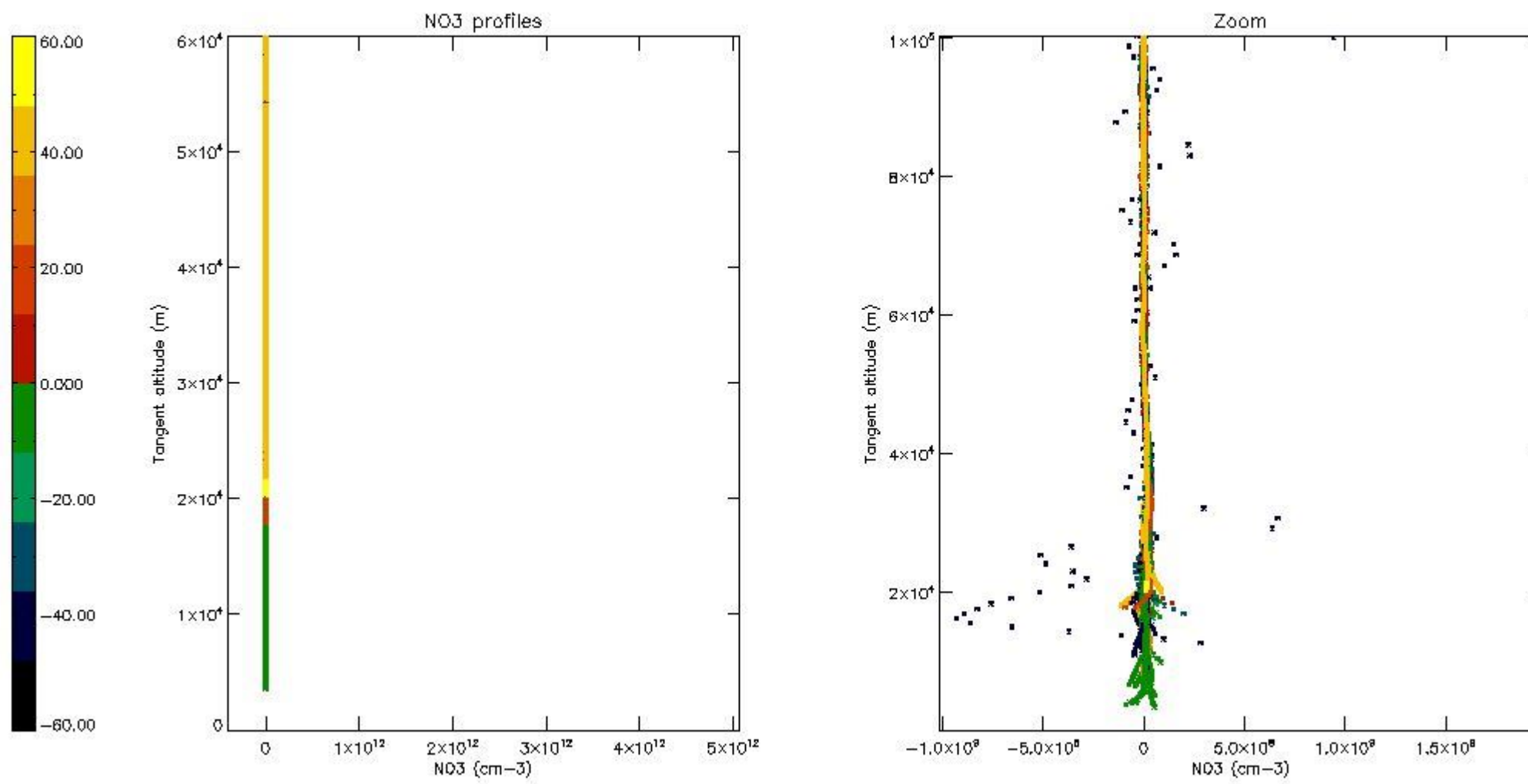
5.6 Plot NO₂ profiles for all STD (dark without errors)

The colorbar represents the latitude.



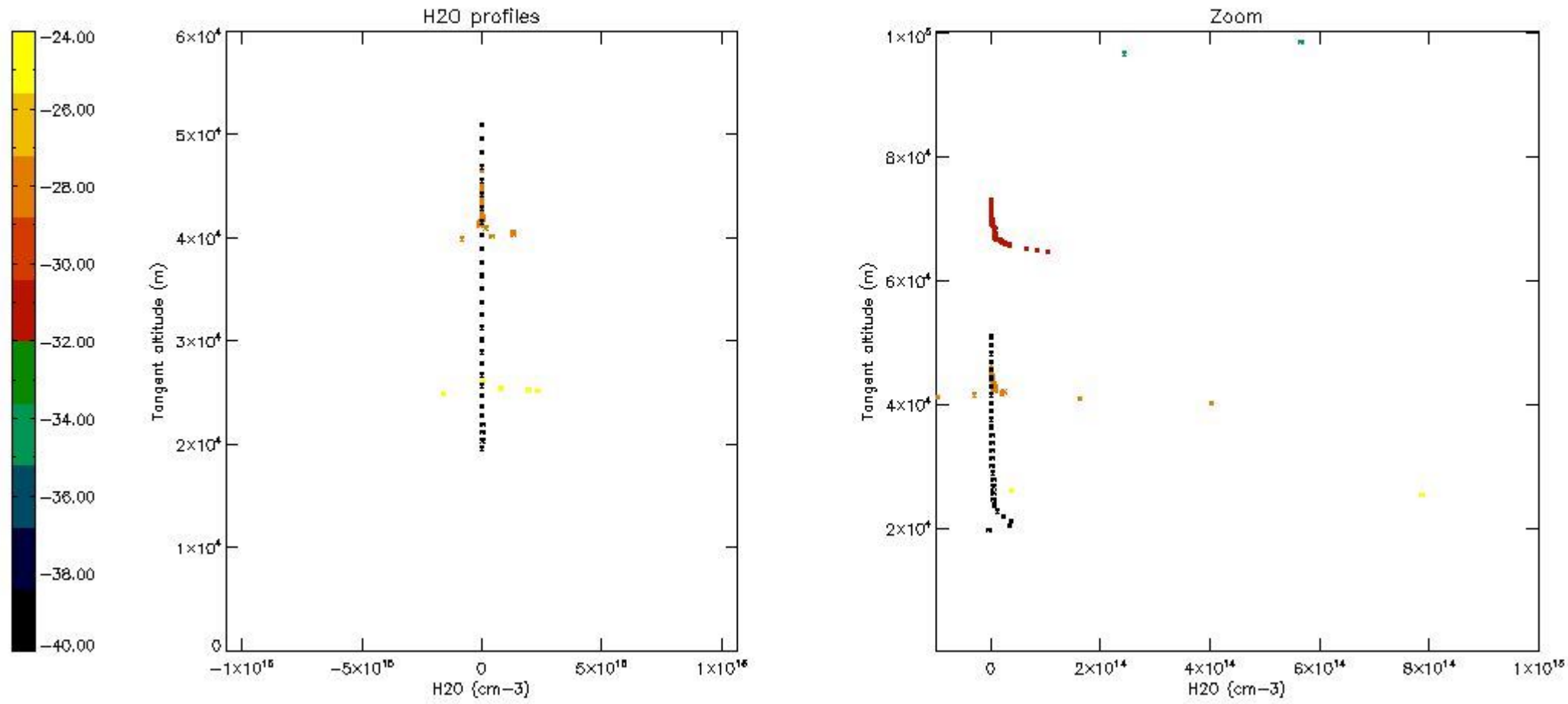
5.7 Plot NO3 profiles for all STD (dark without errors)

The colorbar represents the latitude.



5.8 Plot H2O profiles for all STD (only for occultations of stars 1,2,3,4,13,14,16,26,63 dark without errors)

The colorbar represents the latitude.



6. Auxiliary Data Files used for the production reported in section 2

The number reported in the third column indicates since which file (see list in section 2) the corresponding auxiliary file has been used. The fourth column is the date of those product files.

Type	Auxiliary Filename	Used since product	Used since product date
INST_PHYS_CHARACTERISTICS	GOM_INS_AXNIEC20050627_150440_20020301_000000_20100101_000000	1	04-OCT-2002 00:01:30
LEVEL-2_PROC_CONFIG	GOM_PR2_AXVIEC20091111_152718_20020301_000000_20500101_000000	1	04-OCT-2002 00:01:30
CROSS_SECTIONS_FILE	GOM_CRS_AXVIEC20091111_154832_20020301_000000_20500101_000000	1	04-OCT-2002 00:01:30

GOMOS Level 2 Daily Report

SUMMARY

[1. General Info](#)

[2. Summary of processed GOM_NL_2P products](#)

[3. Level 2 Quality information per product](#)

[3.1 Plot of level 2 quality information per product \(time dependant\)](#)

[3.2 Plot of level 2 quality information per product \(world map\)](#)

[4. Level 1 Quality information per product \(stored on level 2 products\)](#)

[4.1 Plot of level 1 quality information per product \(time dependant\)](#)

[4.1.1 Plot of level 1 quality information per product \(time dependant\): ASCENDING](#)

[4.1.2 Plot of level 1 quality information per product \(time dependant\): DESCENDING](#)

[4.2 Plot of level 1 quality information per product \(world map\)](#)

[4.2.1 Plot of level 1 quality information per product \(world map\): ASCENDING](#)

[4.2.2 Plot of level 1 quality information per product \(world map\): DESCENDING](#)

[5. Ozone profiles based on quality statistics and other trace gas profiles](#)

[5.1 Ozone statistics based on quality of products](#)

[5.2 Plot ozone profiles for all STD \(dark without errors\)](#)

[5.3 Plot ozone profiles where STD < 20% \(dark without errors\)](#)

[5.4. Plot ozone profiles where STD < 10% \(dark without errors\)](#)

[5.5. Plot ozone profiles where STD < 5% \(dark without errors\)](#)

[5.6 Plot NO2 profiles for all STD \(dark without errors\)](#)

[5.7 Plot NO3 profiles for all STD \(dark without errors\)](#)

[5.8 Plot H2O profiles \(only for occultations of stars 1,2,3,4,13,14,16,26,63 dark without errors\) for all STD](#)

[6. Auxiliary Data Files used for the production reported in section 2](#)

This report presents the daily analysis on parameters extracted from GOMOS level 2 data (GOM_NL__2P). It is intended to monitor some important parameters that will impact the quality of these products. A list of level 2 products (and content) that have arrived during the reporting day to the PCF is also given.

Item	Value
Time of report generation	17APR2013 19:08:04
Data source version	GOMOS/6.01
Start time of products	04-10-2002 (04OCT2002 00:00:00)
Stop time of products	05-10-2002 (05OCT2002 00:00:00)
Store outputs in DB	Yes
Nb of level 2 prods	181
Nb of prods with errors	0

2. Summary of processed GOM_NL__2P products.

Nr	Filename	UTC Start time	Limb	Duration	Star Id	Star Name	Star Mag	Star Temp	Nb Meas	Orbit	Prod. error
1	GOM_NL__2PRFIN20021004_000130_000000602010_00045_03105_2537.N1	04-OCT-2002 00:01:30	Straylight	59.500	157	The1Eri	2.9060	9300.0	119	3105	No
2	GOM_NL__2PRFIN20021004_000456_000000512010_00045_03105_2538.N1	04-OCT-2002 00:04:56	Straylight	50.500	63	Bet Gru	2.1500	2800.0	101	3105	No
3	GOM_NL__2PRFIN20021004_000937_000000502010_00045_03105_2539.N1	04-OCT-2002 00:09:37	Straylight	49.500	18	24Alp PsA	1.1660	9700.0	99	3105	No
4	GOM_NL__2PRFIN20021004_001150_000000572010_00045_03105_2540.N1	04-OCT-2002 00:11:50	Straylight	57.000	52	16Bet Cet	2.0370	4500.0	114	3105	No
5	GOM_NL__2PRFIN20021004_001506_000002152010_00045_03105_2541.N1	04-OCT-2002 00:15:06	Twilight	215.00	165	34Gam Eri	2.9500	3200.0	430	3105	No
6	GOM_NL__2PRFIN20021004_002159_000000442010_00045_03105_2542.N1	04-OCT-2002 00:21:59	Bright	44.000	90	54Alp Peg	2.4870	11000.	88	3105	No
7	GOM_NL__2PRFIN20021004_002535_000000442010_00045_03105_2543.N1	04-OCT-2002 00:25:35	Bright	44.000	93	53Bet Peg	2.5200	3100.0	88	3105	No
8	GOM_NL__2PRFIN20021004_002941_000000552010_00045_03105_2544.N1	04-OCT-2002 00:29:41	Bright	54.500	53	43Bet And	2.0480	3300.0	109	3105	No
9	GOM_NL__2PRFIN20021004_003239_000000672010_00045_03105_2545.N1	04-OCT-2002 00:32:39	Bright	66.500	173	4Bet Tri	3.0040	8900.0	133	3105	No
10	GOM_NL__2PRFIN20021004_003449_000000462010_00045_03105_2546.N1	04-OCT-2002 00:34:49	Bright	46.000	74	11Bet Cas	2.2680	6600.0	92	3105	No
11	GOM_NL__2PRFIN20021004_003640_000000482010_00045_03105_2547.N1	04-OCT-2002 00:36:40	Bright	48.000	110	37Del Cas	2.6780	8900.0	96	3105	No
12	GOM_NL__2PRFIN20021004_003938_000000612010_00045_03105_2548.N1	04-OCT-2002 00:39:38	Bright	61.000	160	23Gam Per	2.9300	4700.0	122	3105	No
13	GOM_NL__2PRFIN20021004_004256_000000442010_00045_03105_2549.N1	04-OCT-2002 00:42:56	Bright	44.000	49	1Alp UMi	1.9900	6300.0	88	3105	No
14	GOM_NL__2PRFIN20021004_004511_000000442010_00045_03105_2550.N1	04-OCT-2002 00:45:11	Bright	43.500	60	7Bet UMi	2.0810	3950.0	87	3105	No
15	GOM_NL__2PRFIN20021004_005057_000000452010_00045_03105_2551.N1	04-OCT-2002 00:50:57	Bright	44.500	36	50Alp UMa	1.8000	6300.0	89	3105	No
16	GOM_NL__2PRFIN20021004_005228_000000442010_00045_03105_2552.N1	04-OCT-2002 00:52:28	Bright	43.500	82	48Bet UMa	2.3650	10600.	87	3105	No
17	GOM_NL__2PRFIN20021004_005543_000000432010_00045_03105_2553.N1	04-OCT-2002 00:55:43	Bright	43.000	174	52Psi UMa	3.0040	4400.0	86	3105	No
18	GOM_NL__2PRFIN20021004_005737_000001192010_00045_03105_2554.N1	04-OCT-2002 00:57:37	Bright	118.50	107	37The Aur	2.6490	11000.	237	3105	No
19	GOM_NL__2PRFIN20021004_010104_000000722010_00045_03105_2555.N1	04-OCT-2002 01:01:04	Bright	72.000	24	66Alp Gem	1.5800	10200.	144	3105	No
20	GOM_NL__2PRFIN20021004_010615_000001532010_00045_03105_2556.N1	04-OCT-2002 01:06:15	Straylight	152.50	170	27Eps Gem	3.0000	9700.0	305	3105	No
21	GOM_NL__2PRFIN20021004_011206_000000562010_00045_03105_2557.N1	04-OCT-2002 01:12:06	Twilight	55.500	48	30Alp Hya	1.9770	4100.0	111	3105	No
22	GOM_NL__2PRFIN20021004_011400_000002552010_00045_03105_2558.N1	04-OCT-2002 01:14:00	Dark	255.00	44	24Gam Gem	1.9280	11000.	510	3105	No
23	GOM_NL__2PRFIN20021004_011928_000000552010_00045_03105_2559.N1	04-OCT-2002 01:19:28	Dark	54.500	132	15Rho Pup	2.8030	6900.0	109	3105	No
24	GOM_NL__2PRFIN20021004_012146_000000512010_00045_03105_2560.N1	04-OCT-2002 01:21:46	Dark	50.500	65	Lam Vel	2.2040	4400.0	101	3105	No
25	GOM_NL__2PRFIN20021004_012442_000001152010_00045_03105_2561.N1	04-OCT-2002 01:24:42	Dark	114.50	1	9Alp CMa	-1.4400	11000.	229	3105	No
26	GOM_NL__2PRFIN20021004_012946_000000672010_00046_03106_8817.N1	04-OCT-2002 01:29:46	Dark	67.000	2	Alp Car	-0.73600	7000.0	134	3106	No
27	GOM_NL__2PRFIN20021004_013711_000002212010_00046_03106_8818.N1	04-OCT-2002 01:37:11	Dark	221.00	101	11Alp Lep	2.5820	7000.0	442	3106	No
28	GOM_NL__2PRFIN20021004_014207_000000592010_00046_03106_8819.N1	04-OCT-2002 01:42:07	Straylight	59.000	157	The1Eri	2.9060	9300.0	118	3106	No
29	GOM_NL__2PRFIN20021004_014532_000000512010_00046_03106_8820.N1	04-OCT-2002 01:45:32	Straylight	50.500	63	Bet Gru	2.1500	2800.0	101	3106	No
30	GOM_NL__2PRFIN20021004_015013_000000502010_00046_03106_8821.N1	04-OCT-2002 01:50:13	Straylight	50.000	18	24Alp PsA	1.1660	9700.0	100	3106	No
31	GOM_NL__2PRFIN20021004_015227_000000562010_00046_03106_8822.N1	04-OCT-2002 01:52:27	Straylight	56.000	52	16Bet Cet	2.0370	4500.0	112	3106	No
32	GOM_NL__2PRFIN20021004_015540_000002152010_00046_03106_8823.N1	04-OCT-2002 01:55:40	Twilight	215.00	165	34Gam Eri	2.9500	3200.0	430	3106	No
33	GOM_NL__2PRFIN20021004_020235_000000442010_00046_03106_8824.N1	04-OCT-2002 02:02:35	Bright	44.000	90	54Alp Peg	2.4870	11000.	88	3106	No
34	GOM_NL__2PRFIN20021004_020612_000000442010_00046_03106_8825.N1	04-OCT-2002 02:06:12	Bright	43.500	93	53Bet Peg	2.5200	3100.0	87	3106	No
35	GOM_NL__2PRFIN20021004_021016_000000562010_00046_03106_8826.N1	04-OCT-2002 02:10:16	Bright	56.000	53	43Bet And	2.0480	3300.0	112	3106	No
36	GOM_NL__2PRFIN20021004_021313_000000672010_00046_03106_8827.N1	04-OCT-2002 02:13:13	Bright	66.500	173	4Bet Tri	3.0040	8900.0	133	3106	No
37	GOM_NL__2PRFIN20021004_021525_000000462010_00046_03106_8828.N1	04-OCT-2002 02:15:25	Bright	45.500	74	11Bet Cas	2.2680	6600.0	91	3106	No
38	GOM_NL__2PRFIN20021004_021716_000000492010_00046_03106_8829.N1	04-OCT-2002 02:17:16	Bright	48.500	110	37Del Cas	2.6780	8900.0	97	3106	No
39	GOM_NL__2PRFIN20021004_022013_000000602010_00046_03106_8830.N1	04-OCT-2002 02:20:13	Bright	59.500	160	23Gam Per	2.9300	4700.0	119	3106	No
40	GOM_NL__2PRFIN20021004_022332_000000412010_00046_03106_8831.N1	04-OCT-2002 02:23:32	Bright	40.500	49	1Alp UMi	1.9900	6300.0	81	3106	No
41	GOM_NL__2PRFIN20021004_022547_000000452010_00046_03106_8832.N1	04-OCT-2002 02:25:47	Bright	45.000	60	7Bet UMi	2.0810	3950.0	90	3106	No
42	GOM_NL__2PRFIN20021004_023133_000000462010_00046_03106_8833.N1	04-OCT-2002 02:31:33	Bright	45.500	36	50Alp UMa	1.8000	6300.0	91	3106	No

43	GOM_NL__2PRFIN20021004_023304_000000422010_00046_03106_8834.N1	04-OCT-2002 02:33:04	Bright	42.000	82	48Bet UMa	2.3650	10600.	84	3106	No
44	GOM_NL__2PRFIN20021004_023619_000000432010_00046_03106_8835.N1	04-OCT-2002 02:36:19	Bright	43.000	174	52Psi UMa	3.0040	4400.0	86	3106	No
45	GOM_NL__2PRFIN20021004_031022_000000552010_00047_03107_8817.N1	04-OCT-2002 03:10:22	Dark	54.500	2	Alp Car	-0.73600	7000.0	109	3107	No
46	GOM_NL__2PRFIN20021004_031751_000002192010_00047_03107_8818.N1	04-OCT-2002 03:17:51	Dark	218.50	101	11Alp Lep	2.5820	7000.0	437	3107	No
47	GOM_NL__2PRFIN20021004_032243_000000592010_00047_03107_8819.N1	04-OCT-2002 03:22:43	Straylight	58.500	157	The1Eri	2.9060	9300.0	117	3107	No
48	GOM_NL__2PRFIN20021004_032608_000000462010_00047_03107_8820.N1	04-OCT-2002 03:26:08	Straylight	46.000	63	Bet Gru	2.1500	2800.0	92	3107	No
49	GOM_NL__2PRFIN20021004_033049_000000492010_00047_03107_8821.N1	04-OCT-2002 03:30:49	Straylight	49.000	18	24Alp PsA	1.1660	9700.0	98	3107	No
50	GOM_NL__2PRFIN20021004_033303_000000582010_00047_03107_8822.N1	04-OCT-2002 03:33:03	Straylight	58.000	52	16Bet Cet	2.0370	4500.0	116	3107	No
51	GOM_NL__2PRFIN20021004_033614_000002152010_00047_03107_8823.N1	04-OCT-2002 03:36:14	Tw_i_and_stray	215.00	165	34Gam Eri	2.9500	3200.0	430	3107	No
52	GOM_NL__2PRFIN20021004_034311_000000442010_00047_03107_8824.N1	04-OCT-2002 03:43:11	Bright	43.500	90	54Alp Peg	2.4870	11000.	87	3107	No
53	GOM_NL__2PRFIN20021004_045059_000000682010_00048_03108_8817.N1	04-OCT-2002 04:50:59	Dark	67.500	2	Alp Car	-0.73600	7000.0	135	3108	No
54	GOM_NL__2PRFIN20021004_045830_000002182010_00048_03108_8818.N1	04-OCT-2002 04:58:30	Dark	218.00	101	11Alp Lep	2.5820	7000.0	436	3108	No
55	GOM_NL__2PRFIN20021004_050320_000000572010_00048_03108_8819.N1	04-OCT-2002 05:03:20	Straylight	56.500	157	The1Eri	2.9060	9300.0	113	3108	No
56	GOM_NL__2PRFIN20021004_050644_000000572010_00048_03108_8820.N1	04-OCT-2002 05:06:44	Straylight	57.000	63	Bet Gru	2.1500	2800.0	114	3108	No
57	GOM_NL__2PRFIN20021004_051125_000000462010_00048_03108_8821.N1	04-OCT-2002 05:11:25	Straylight	45.500	18	24Alp PsA	1.1660	9700.0	91	3108	No
58	GOM_NL__2PRFIN20021004_051339_000000552010_00048_03108_8822.N1	04-OCT-2002 05:13:39	Straylight	55.000	52	16Bet Cet	2.0370	4500.0	110	3108	No
59	GOM_NL__2PRFIN20021004_051648_000002152010_00048_03108_8823.N1	04-OCT-2002 05:16:48	Tw_i_and_stray	215.00	165	34Gam Eri	2.9500	3200.0	430	3108	No
60	GOM_NL__2PRFIN20021004_052347_000000442010_00048_03108_8824.N1	04-OCT-2002 05:23:47	Bright	44.000	90	54Alp Peg	2.4870	11000.	88	3108	No
61	GOM_NL__2PRFIN20021004_052724_000000422010_00048_03108_8825.N1	04-OCT-2002 05:27:24	Bright	42.000	93	53Bet Peg	2.5200	3100.0	84	3108	No
62	GOM_NL__2PRFIN20021004_053127_000000542010_00048_03108_8826.N1	04-OCT-2002 05:31:27	Bright	53.500	53	43Bet And	2.0480	3300.0	107	3108	No
63	GOM_NL__2PRFIN20021004_053423_000000672010_00048_03108_8827.N1	04-OCT-2002 05:34:23	Bright	67.000	173	4Bet Tri	3.0040	8900.0	134	3108	No
64	GOM_NL__2PRFIN20021004_053637_000000462010_00048_03108_8828.N1	04-OCT-2002 05:36:37	Bright	46.000	74	11Bet Cas	2.2680	6600.0	92	3108	No
65	GOM_NL__2PRFIN20021004_053827_000000492010_00048_03108_8829.N1	04-OCT-2002 05:38:27	Bright	48.500	110	37Del Cas	2.6780	8900.0	97	3108	No
66	GOM_NL__2PRFIN20021004_054123_000000602010_00048_03108_8830.N1	04-OCT-2002 05:41:23	Bright	60.000	160	23Gam Per	2.9300	4700.0	120	3108	No
67	GOM_NL__2PRFIN20021004_054444_000000452010_00048_03108_8831.N1	04-OCT-2002 05:44:44	Bright	45.000	49	1Alp UMi	1.9900	6300.0	90	3108	No
68	GOM_NL__2PRFIN20021004_054700_000000422010_00048_03108_8832.N1	04-OCT-2002 05:47:00	Bright	42.000	60	7Bet UMi	2.0810	3950.0	84	3108	No
69	GOM_NL__2PRFIN20021004_063136_000000682010_00049_03109_8817.N1	04-OCT-2002 06:31:36	Dark	68.000	2	Alp Car	-0.73600	7000.0	136	3109	No
70	GOM_NL__2PRFIN20021004_081035_000000462010_00050_03110_8817.N1	04-OCT-2002 08:10:35	Dark	45.500	29	Bet Car	1.6720	10200.	91	3110	No
71	GOM_NL__2PRFIN20021004_081212_000000602010_00050_03110_8818.N1	04-OCT-2002 08:12:12	Dark	59.500	2	Alp Car	-0.73600	7000.0	119	3110	No
72	GOM_NL__2PRFIN20021004_081857_000000442010_00050_03110_8819.N1	04-OCT-2002 08:18:57	Dark	44.000	135	Bet Hyi	2.8200	5800.0	88	3110	No
73	GOM_NL__2PRFIN20021004_082117_000000472010_00050_03110_8820.N1	04-OCT-2002 08:21:17	Dark	47.000	143	Alp Hyi	2.8570	7200.0	94	3110	No
74	GOM_NL__2PRFIN20021004_082244_000000482010_00050_03110_8821.N1	04-OCT-2002 08:22:44	Dark	47.500	9	Alp Eri	0.45300	24000.	95	3110	No
75	GOM_NL__2PRFIN20021004_082433_000000602010_00050_03110_8822.N1	04-OCT-2002 08:24:33	Straylight	60.000	157	The1Eri	2.9060	9300.0	120	3110	No
76	GOM_NL__2PRFIN20021004_082801_000000502010_00050_03110_8823.N1	04-OCT-2002 08:28:01	Straylight	49.500	84	Alp Phe	2.3970	4500.0	99	3110	No
77	GOM_NL__2PRFIN20021004_083237_000000502010_00050_03110_8824.N1	04-OCT-2002 08:32:37	Straylight	49.500	18	24Alp PsA	1.1660	9700.0	99	3110	No
78	GOM_NL__2PRFIN20021004_083450_000000592010_00050_03110_8825.N1	04-OCT-2002 08:34:50	Straylight	58.500	52	16Bet Cet	2.0370	4500.0	117	3110	No
79	GOM_NL__2PRFIN20021004_083756_000002202010_00050_03110_8826.N1	04-OCT-2002 08:37:56	Tw_i_and_stray	220.00	165	34Gam Eri	2.9500	3200.0	440	3110	No
80	GOM_NL__2PRFIN20021004_095111_000000462010_00051_03111_8817.N1	04-OCT-2002 09:51:11	Dark	46.000	29	Bet Car	1.6720	10200.	92	3111	No
81	GOM_NL__2PRFIN20021004_095249_000000542010_00051_03111_8818.N1	04-OCT-2002 09:52:49	Dark	54.000	2	Alp Car	-0.73600	7000.0	108	3111	No
82	GOM_NL__2PRFIN20021004_095934_000000462010_00051_03111_8819.N1	04-OCT-2002 09:59:34	Dark	46.000	135	Bet Hyi	2.8200	5800.0	92	3111	No
83	GOM_NL__2PRFIN20021004_100153_000000462010_00051_03111_8820.N1	04-OCT-2002 10:01:53	Dark	45.500	143	Alp Hyi	2.8570	7200.0	91	3111	No
84	GOM_NL__2PRFIN20021004_100321_000000582010_00051_03111_8821.N1	04-OCT-2002 10:03:21	Dark	57.500	9	Alp Eri	0.45300	24000.	115	3111	No
85	GOM_NL__2PRFIN20021004_100510_000000572010_00051_03111_8822.N1	04-OCT-2002 10:05:10	Straylight	57.000	157	The1Eri	2.9060	9300.0	114	3111	No
86	GOM_NL__2PRFIN20021004_100838_000000552010_00051_03111_8823.N1	04-OCT-2002 10:08:38	Straylight	55.000	84	Alp Phe	2.3970	4500.0	110	3111	No
87	GOM_NL__2PRFIN20021004_101313_000000512010_00051_03111_8824.N1	04-OCT-2002 10:13:13	Straylight	51.000	18	24Alp PsA	1.1660	9700.0	102	3111	No
88	GOM_NL__2PRFIN20021004_101527_000000582010_00051_03111_8825.N1	04-OCT-2002 10:15:27	Straylight	57.500	52	16Bet Cet	2.0370	4500.0	115	3111	No
89	GOM_NL__2PRFIN20021004_131223_000000452010_00053_03113_1659.N1	04-OCT-2002 13:12:23	Dark	44.500	29	Bet Car	1.6720	10200.	89	3113	No
90	GOM_NL__2PRFIN20021004_131402_000000542010_00053_03113_1660.N1	04-OCT-2002 13:14:02	Dark	54.000	2	Alp Car	-0.73600	7000.0	108	3113	No
91	GOM_NL__2PRFIN20021004_132046_000000452010_00053_03113_1661.N1	04-OCT-2002 13:20:46	Dark	44.500	135	Bet Hyi	2.8200	5800.0	89	3113	No
92	GOM_NL__2PRFIN20021004_132306_000000452010_00053_03113_1662.N1	04-OCT-2002 13:23:06	Dark	45.000	143	Alp Hyi	2.8570	7200.0	90	3113	No
93	GOM_NL__2PRFIN20021004_132434_000000542010_00053_03113_1663.N1	04-OCT-2002 13:24:34	Dark	53.500	9	Alp Eri	0.45300	24000.	107	3113	No
94	GOM_NL__2PRFIN20021004_132623_000000592010_00053_03113_1664.N1	04-OCT-2002 13:26:23	Straylight	59.000	157	The1Eri	2.9060	9300.0	118	3113	No
95	GOM_NL__2PRFIN20021004_132951_000000492010_00053_03113_1665.N1	04-OCT-2002 13:29:51	Straylight	49.000	84	Alp Phe	2.3970	4500.0	98	3113	No
96	GOM_NL__2PRFIN20021004_133426_000000552010_00053_03113_1666.N1	04-OCT-2002 13:34:26	Straylight	54.500	18	24Alp PsA	1.1660	9700.0	109	3113	No
97	GOM_NL__2PRFIN20021004_133639_000000552010_00053_03113_1667.N1	04-OCT-2002 13:36:39	Straylight	54.500	52	16Bet Cet	2.0370	4500.0	109	3113	No
98	GOM_NL__2PRFIN20021004_133939_000002202010_00053_03113_1668.N1	04-OCT-2002 13:39:39	Tw_i_and_stray	220.00	165	34Gam Eri	2.9500	3200.0	440	3113	No
99	GOM_NL__2PRFIN20021004_134648_000000442010_00053_03113_1669.N1	04-OCT-2002 13:46:48	Bright	43.500	90	54Alp Peg	2.4870	11000.	87	3113	No
100	GOM_NL__2PRFIN20021004_135148_000000682010_00053_03113_1670.N1	04-OCT-2002 13:51:48	Bright	67.500	105	6Bet Ari	2.6450	8900.0	135	3113	No
101	GOM_NL__2PRFIN20021004_135422_000000542010_00053_03113_1671.N1	04-OCT-2002 13:54:22	Bright	54.000	53	43Bet And	2.0480	3300.0	108	3113	No

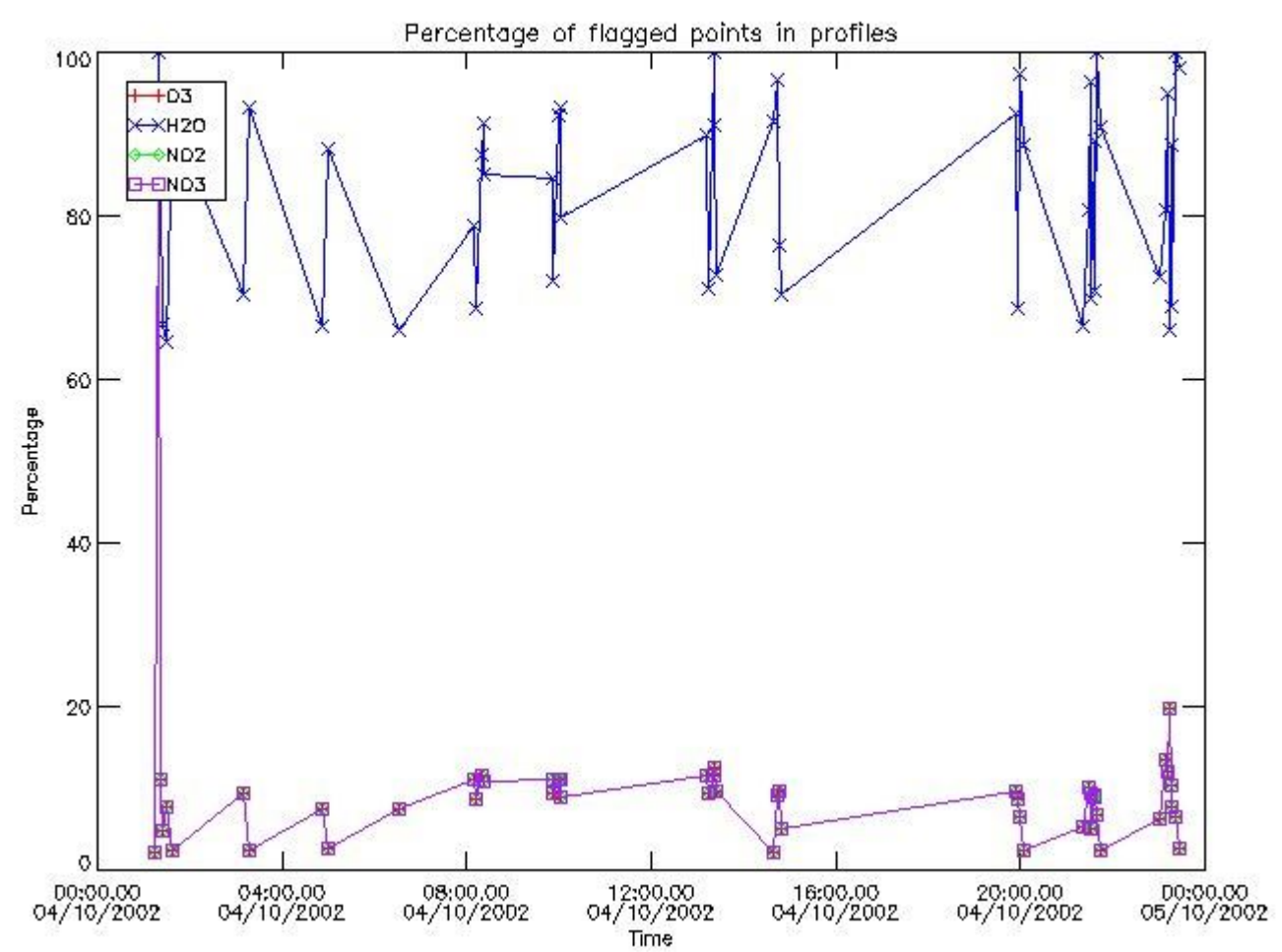
102	GOM_NL__2PRFIN20021004_135716_000000682010_00053_03113_1672.N1	04-OCT-2002 13:57:16	Bright	67.500	173	4Bet Tri	3.0040	8900.0	135	3113	No
103	GOM_NL__2PRFIN20021004_135934_000000472010_00053_03113_1673.N1	04-OCT-2002 13:59:34	Bright	46.500	74	11Bet Cas	2.2680	6600.0	93	3113	No
104	GOM_NL__2PRFIN20021004_140121_000000532010_00053_03113_1674.N1	04-OCT-2002 14:01:21	Bright	53.000	110	37Del Cas	2.6780	8900.0	106	3113	No
105	GOM_NL__2PRFIN20021004_140417_000000592010_00053_03113_1675.N1	04-OCT-2002 14:04:17	Bright	59.000	160	23Gam Per	2.9300	4700.0	118	3113	No
106	GOM_NL__2PRFIN20021004_140742_000000462010_00053_03113_1676.N1	04-OCT-2002 14:07:42	Bright	46.000	49	1Alp UMi	1.9900	6300.0	92	3113	No
107	GOM_NL__2PRFIN20021004_141000_000000462010_00053_03113_1677.N1	04-OCT-2002 14:10:00	Bright	45.500	60	7Bet UMi	2.0810	3950.0	91	3113	No
108	GOM_NL__2PRFIN20021004_141545_000000472010_00053_03113_1678.N1	04-OCT-2002 14:15:45	Bright	46.500	36	50Alp UMa	1.8000	6300.0	93	3113	No
109	GOM_NL__2PRFIN20021004_141716_000000432010_00053_03113_1679.N1	04-OCT-2002 14:17:16	Bright	42.500	82	48Bet UMa	2.3650	10600.	85	3113	No
110	GOM_NL__2PRFIN20021004_142032_000000432010_00053_03113_1680.N1	04-OCT-2002 14:20:32	Bright	42.500	174	52Psi UMa	3.0040	4400.0	85	3113	No
111	GOM_NL__2PRFIN20021004_142220_000001232010_00053_03113_1681.N1	04-OCT-2002 14:22:20	Bright	123.00	107	37The Aur	2.6490	11000.	246	3113	No
112	GOM_NL__2PRFIN20021004_142552_000000722010_00053_03113_1682.N1	04-OCT-2002 14:25:52	Bright	71.500	24	66Alp Gem	1.5800	10200.	143	3113	No
113	GOM_NL__2PRFIN20021004_143111_000001602010_00053_03113_1683.N1	04-OCT-2002 14:31:11	Straylight	159.50	170	27Eps Gem	3.0000	9700.0	319	3113	No
114	GOM_NL__2PRFIN20021004_143656_000000622010_00053_03113_1684.N1	04-OCT-2002 14:36:56	Twilight	62.000	48	30Alp Hya	1.9770	4100.0	124	3113	No
115	GOM_NL__2PRFIN20021004_143919_000002552010_00053_03113_1685.N1	04-OCT-2002 14:39:19	Dark	255.00	44	24Gam Gem	1.9280	11000.	510	3113	No
116	GOM_NL__2PRFIN20021004_144422_000000622010_00053_03113_1686.N1	04-OCT-2002 14:44:22	Dark	61.500	132	15Rho Pup	2.8030	6900.0	123	3113	No
117	GOM_NL__2PRFIN20021004_144636_000000542010_00053_03113_1687.N1	04-OCT-2002 14:46:36	Dark	53.500	65	Lam Vel	2.2040	4400.0	107	3113	No
118	GOM_NL__2PRFIN20021004_144946_000001032010_00053_03113_1688.N1	04-OCT-2002 14:49:46	Dark	103.00	1	9Alp CMa	-1.4400	11000.	206	3113	No
119	GOM_NL__2PRFIN20021004_195503_000000542010_00057_03117_1685.N1	04-OCT-2002 19:55:03	Dark	53.500	161	Tau Pup	2.9310	4500.0	107	3117	No
120	GOM_NL__2PRFIN20021004_195628_000000652010_00057_03117_1686.N1	04-OCT-2002 19:56:28	Dark	64.500	2	Alp Car	-0.73600	7000.0	129	3117	No
121	GOM_NL__2PRFIN20021004_195917_000000782010_00057_03117_1687.N1	04-OCT-2002 19:59:17	Dark	77.500	108	Alp Col	2.6520	15200.	155	3117	No
122	GOM_NL__2PRFIN20021004_200425_000002212010_00057_03117_1688.N1	04-OCT-2002 20:04:25	Dark	221.00	101	11Alp Lep	2.5820	7000.0	442	3117	No
123	GOM_NL__2PRFIN20021004_201215_000000512010_00057_03117_1689.N1	04-OCT-2002 20:12:15	Straylight	50.500	84	Alp Phe	2.3970	4500.0	101	3117	No
124	GOM_NL__2PRFIN20021004_201650_000000502010_00057_03117_1690.N1	04-OCT-2002 20:16:50	Straylight	50.000	18	24Alp PsA	1.1660	9700.0	100	3117	No
125	GOM_NL__2PRFIN20021004_201903_000000582010_00057_03117_1691.N1	04-OCT-2002 20:19:03	Straylight	57.500	52	16Bet Cet	2.0370	4500.0	115	3117	No
126	GOM_NL__2PRFIN20021004_202157_000002192010_00057_03117_1692.N1	04-OCT-2002 20:21:57	Tw_i_and_stray	219.00	165	34Gam Eri	2.9500	3200.0	438	3117	No
127	GOM_NL__2PRFIN20021004_202911_000000452010_00057_03117_1693.N1	04-OCT-2002 20:29:11	Bright	44.500	90	54Alp Peg	2.4870	11000.	89	3117	No
128	GOM_NL__2PRFIN20021004_203247_000000452010_00057_03117_1694.N1	04-OCT-2002 20:32:47	Bright	45.000	93	53Bet Peg	2.5200	3100.0	90	3117	No
129	GOM_NL__2PRFIN20021004_203644_000000572010_00057_03117_1695.N1	04-OCT-2002 20:36:44	Bright	56.500	53	43Bet And	2.0480	3300.0	113	3117	No
130	GOM_NL__2PRFIN20021004_203935_000000672010_00057_03117_1696.N1	04-OCT-2002 20:39:35	Bright	67.000	173	4Bet Tri	3.0040	8900.0	134	3117	No
131	GOM_NL__2PRFIN20021004_204144_000000512010_00057_03117_1697.N1	04-OCT-2002 20:41:44	Bright	51.000	68	18Alp Cas	2.2250	4500.0	102	3117	No
132	GOM_NL__2PRFIN20021004_204311_000000502010_00057_03117_1698.N1	04-OCT-2002 20:43:11	Bright	49.500	76	27Gam Cas	2.3000	30000.	99	3117	No
133	GOM_NL__2PRFIN20021004_204637_000000622010_00057_03117_1699.N1	04-OCT-2002 20:46:37	Bright	61.500	160	23Gam Per	2.9300	4700.0	123	3117	No
134	GOM_NL__2PRFIN20021004_205007_000000442010_00057_03117_1700.N1	04-OCT-2002 20:50:07	Bright	44.000	49	1Alp UMi	1.9900	6300.0	88	3117	No
135	GOM_NL__2PRFIN20021004_205225_000000452010_00057_03117_1701.N1	04-OCT-2002 20:52:25	Bright	44.500	60	7Bet UMi	2.0810	3950.0	89	3117	No
136	GOM_NL__2PRFIN20021004_205809_000000472010_00057_03117_1702.N1	04-OCT-2002 20:58:09	Bright	46.500	36	50Alp UMa	1.8000	6300.0	93	3117	No
137	GOM_NL__2PRFIN20021004_205940_000000582010_00057_03117_1703.N1	04-OCT-2002 20:59:40	Bright	58.000	82	48Bet UMa	2.3650	10600.	116	3117	No
138	GOM_NL__2PRFIN20021004_210255_000000582010_00057_03117_1704.N1	04-OCT-2002 21:02:55	Bright	58.000	174	52Psi UMa	3.0040	4400.0	116	3117	No
139	GOM_NL__2PRFIN20021004_210817_000000732010_00057_03117_1705.N1	04-OCT-2002 21:08:17	Bright	73.000	24	66Alp Gem	1.5800	10200.	146	3117	No
140	GOM_NL__2PRFIN20021004_211340_000001492010_00057_03117_1706.N1	04-OCT-2002 21:13:40	Straylight	149.00	170	27Eps Gem	3.0000	9700.0	298	3117	No
141	GOM_NL__2PRFIN20021004_211959_000000962010_00057_03117_1707.N1	04-OCT-2002 21:19:59	Dark	96.000	8	10Alp CMi	0.40000	6500.0	192	3117	No
142	GOM_NL__2PRFIN20021004_212902_000000502010_00057_03117_1708.N1	04-OCT-2002 21:29:02	Dark	50.000	65	Lam Vel	2.2040	4400.0	100	3117	No
143	GOM_NL__2PRFIN20021004_213030_000000542010_00057_03117_1709.N1	04-OCT-2002 21:30:30	Dark	54.000	70	Zet Pup	2.2460	39000.	108	3117	No
144	GOM_NL__2PRFIN20021004_213219_000001022010_00057_03117_1710.N1	04-OCT-2002 21:32:19	Dark	102.00	1	9Alp CMa	-1.4400	11000.	204	3117	No
145	GOM_NL__2PRFIN20021004_213540_000000562010_00058_03118_8841.N1	04-OCT-2002 21:35:40	Dark	55.500	161	Tau Pup	2.9310	4500.0	111	3118	No
146	GOM_NL__2PRFIN20021004_213705_000000572010_00058_03118_8842.N1	04-OCT-2002 21:37:05	Dark	57.000	2	Alp Car	-0.73600	7000.0	114	3118	No
147	GOM_NL__2PRFIN20021004_213956_000000762010_00058_03118_8843.N1	04-OCT-2002 21:39:56	Dark	76.000	108	Alp Col	2.6520	15200.	152	3118	No
148	GOM_NL__2PRFIN20021004_214504_000002232010_00058_03118_8844.N1	04-OCT-2002 21:45:04	Dark	223.00	101	11Alp Lep	2.5820	7000.0	446	3118	No
149	GOM_NL__2PRFIN20021004_215250_000000482010_00058_03118_1682.N1	04-OCT-2002 21:52:50	Straylight	48.000	84	Alp Phe	2.3970	4500.0	96	3118	No
150	GOM_NL__2PRFIN20021004_215726_000000492010_00058_03118_1683.N1	04-OCT-2002 21:57:26	Straylight	48.500	18	24Alp PsA	1.1660	9700.0	97	3118	No
151	GOM_NL__2PRFIN20021004_215939_000000642010_00058_03118_1684.N1	04-OCT-2002 21:59:39	Straylight	64.000	52	16Bet Cet	2.0370	4500.0	128	3118	No
152	GOM_NL__2PRFIN20021004_220231_000002192010_00058_03118_1685.N1	04-OCT-2002 22:02:31	Tw_i_and_stray	219.00	165	34Gam Eri	2.9500	3200.0	438	3118	No
153	GOM_NL__2PRFIN20021004_220947_000000452010_00058_03118_1686.N1	04-OCT-2002 22:09:47	Bright	45.000	90	54Alp Peg	2.4870	11000.	90	3118	No
154	GOM_NL__2PRFIN20021004_221323_000000462010_00058_03118_1687.N1	04-OCT-2002 22:13:23	Bright	45.500	93	53Bet Peg	2.5200	3100.0	91	3118	No
155	GOM_NL__2PRFIN20021004_221719_000000542010_00058_03118_1688.N1	04-OCT-2002 22:17:19	Bright	54.000	53	43Bet And	2.0480	3300.0	108	3118	No
156	GOM_NL__2PRFIN20021004_222010_000000682010_00058_03118_1689.N1	04-OCT-2002 22:20:10	Bright	67.500	173	4Bet Tri	3.0040	8900.0	135	3118	No
157	GOM_NL__2PRFIN20021004_222218_000000522010_00058_03118_1690.N1	04-OCT-2002 22:22:18	Bright	52.000	68	18Alp Cas	2.2250	4500.0	104	3118	No
158	GOM_NL__2PRFIN20021004_222346_000000492010_00058_03118_1691.N1	04-OCT-2002 22:23:46	Bright	49.000	76	27Gam Cas	2.3000	30000.	98	3118	No
159	GOM_NL__2PRFIN20021004_222712_000000612010_00058_03118_1692.N1	04-OCT-2002 22:27:12	Bright	60.500	160	23Gam Per	2.9300	4700.0	121	3118	No
160	GOM_NL__2PRFIN20021004_223042_000000452010_00058_03118_1693.N1	04-OCT-2002 22:30:42	Bright	45.000	49	1Alp UMi	1.9900	6300.0	90	3118	No

161	GOM_NL__2PRFIN20021004_223301_000000462010_00058_03118_1694.N1	04-OCT-2002 22:33:01	Bright	45.500	60	7Bet UMi	2.0810	3950.0	91	3118	No
162	GOM_NL__2PRFIN20021004_223845_000000472010_00058_03118_1695.N1	04-OCT-2002 22:38:45	Bright	46.500	36	50Alp UMa	1.8000	6300.0	93	3118	No
163	GOM_NL__2PRFIN20021004_224016_000000442010_00058_03118_1696.N1	04-OCT-2002 22:40:16	Bright	43.500	82	48Bet UMa	2.3650	10600.	87	3118	No
164	GOM_NL__2PRFIN20021004_224332_000000562010_00058_03118_1697.N1	04-OCT-2002 22:43:32	Bright	56.000	174	52Psi UMa	3.0040	4400.0	112	3118	No
165	GOM_NL__2PRFIN20021004_224853_000000742010_00058_03118_1698.N1	04-OCT-2002 22:48:53	Bright	74.000	24	66Alp Gem	1.5800	10200.	148	3118	No
166	GOM_NL__2PRFIN20021004_225417_000001542010_00058_03118_1699.N1	04-OCT-2002 22:54:17	Straylight	154.00	170	27Eps Gem	3.0000	9700.0	308	3118	No
167	GOM_NL__2PRFIN20021004_230036_000000902010_00058_03118_1700.N1	04-OCT-2002 23:00:36	Dark	89.500	8	10Alp CMi	0.40000	6500.0	179	3118	No
168	GOM_NL__2PRFIN20021004_230939_000000532010_00058_03118_1701.N1	04-OCT-2002 23:09:39	Dark	53.000	65	Lam Vel	2.2040	4400.0	106	3118	No
169	GOM_NL__2PRFIN20021004_231107_000000512010_00058_03118_1702.N1	04-OCT-2002 23:11:07	Dark	51.000	70	Zet Pup	2.2460	39000.	102	3118	No
170	GOM_NL__2PRFIN20021004_231257_000001202010_00058_03118_1703.N1	04-OCT-2002 23:12:57	Dark	120.00	1	9Alp CMa	-1.4400	11000.	240	3118	No
171	GOM_NL__2PRFIN20021004_231617_000000542010_00059_03119_1605.N1	04-OCT-2002 23:16:17	Dark	53.500	161	Tau Pup	2.9310	4500.0	107	3119	No
172	GOM_NL__2PRFIN20021004_231742_000000672010_00059_03119_1606.N1	04-OCT-2002 23:17:42	Dark	66.500	2	Alp Car	-0.73600	7000.0	133	3119	No
173	GOM_NL__2PRFIN20021004_232034_000000772010_00059_03119_1607.N1	04-OCT-2002 23:20:34	Dark	77.000	108	Alp Col	2.6520	15200.	154	3119	No
174	GOM_NL__2PRFIN20021004_232544_000002232010_00059_03119_1608.N1	04-OCT-2002 23:25:44	Dark	223.00	101	11Alp Lep	2.5820	7000.0	446	3119	No
175	GOM_NL__2PRFIN20021004_233327_000000522010_00059_03119_1609.N1	04-OCT-2002 23:33:27	Straylight	51.500	84	Alp Phe	2.3970	4500.0	103	3119	No
176	GOM_NL__2PRFIN20021004_233802_000000542010_00059_03119_1610.N1	04-OCT-2002 23:38:02	Straylight	54.000	18	24Alp PsA	1.1660	9700.0	108	3119	No
177	GOM_NL__2PRFIN20021004_234015_000000552010_00059_03119_1611.N1	04-OCT-2002 23:40:15	Straylight	55.000	52	16Bet Cet	2.0370	4500.0	110	3119	No
178	GOM_NL__2PRFIN20021004_234305_000002192010_00059_03119_1612.N1	04-OCT-2002 23:43:05	Twilight_stray	219.00	165	34Gam Eri	2.9500	3200.0	438	3119	No
179	GOM_NL__2PRFIN20021004_235023_000000452010_00059_03119_1613.N1	04-OCT-2002 23:50:23	Bright	44.500	90	54Alp Peg	2.4870	11000.	89	3119	No
180	GOM_NL__2PRFIN20021004_235359_000000472010_00059_03119_1614.N1	04-OCT-2002 23:53:59	Bright	47.000	93	53Bet Peg	2.5200	3100.0	94	3119	No
181	GOM_NL__2PRFIN20021004_235755_000000582010_00059_03119_1615.N1	04-OCT-2002 23:57:55	Bright	58.000	53	43Bet And	2.0480	3300.0	116	3119	No

3. Quality information per product

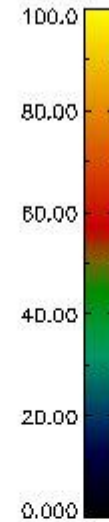
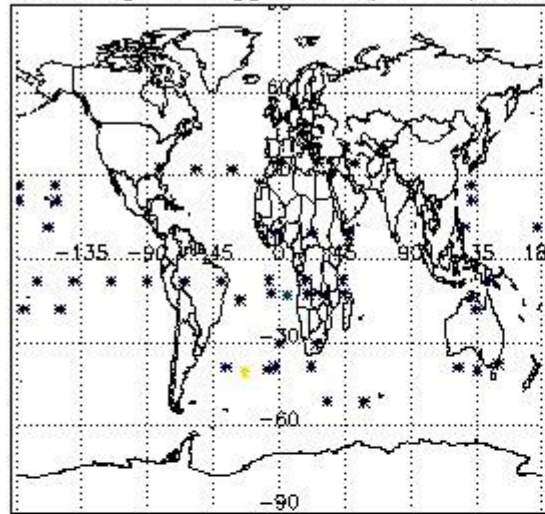
In this section it is plotted some information contained in the Quality Summary data set of the level 2 products. Only products in dark limb conditions and without errors (error flag in the MPH set to "0") are used.

3.1 Plot quality information per product (time dependant)


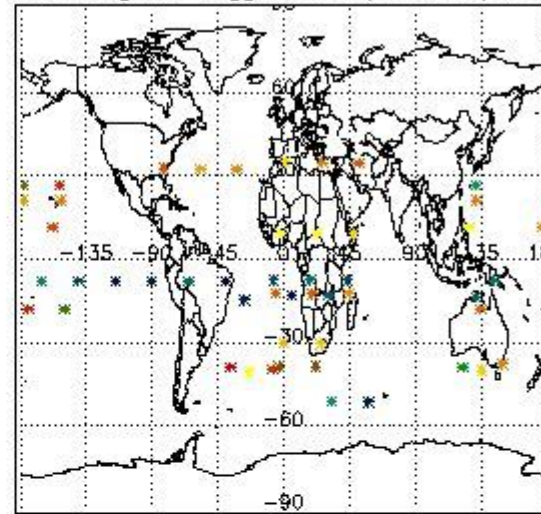


3.2 Plot quality information per product (world map)


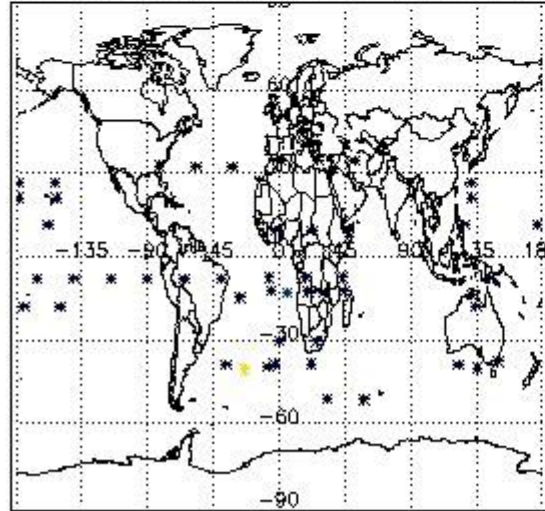
Percentage of flagged data per O3 profile



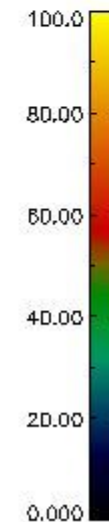
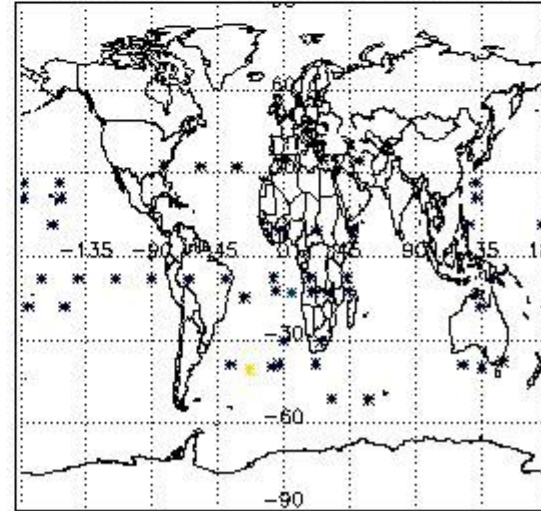
Percentage of flagged data per H2O profile



Percentage of flagged data per NO2 profile



Percentage of flagged data per NO3 profile

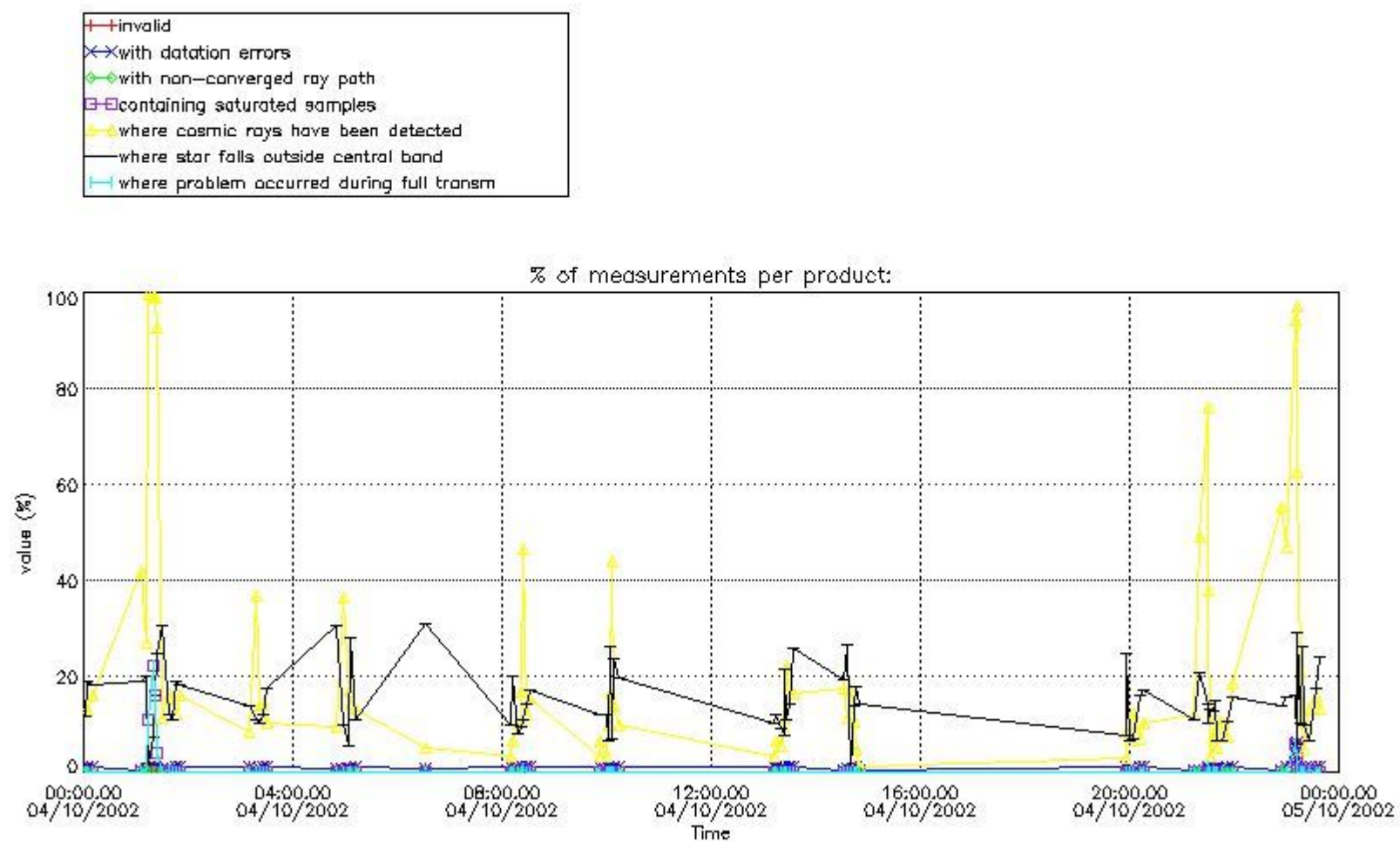


4. Level 1 quality information per product

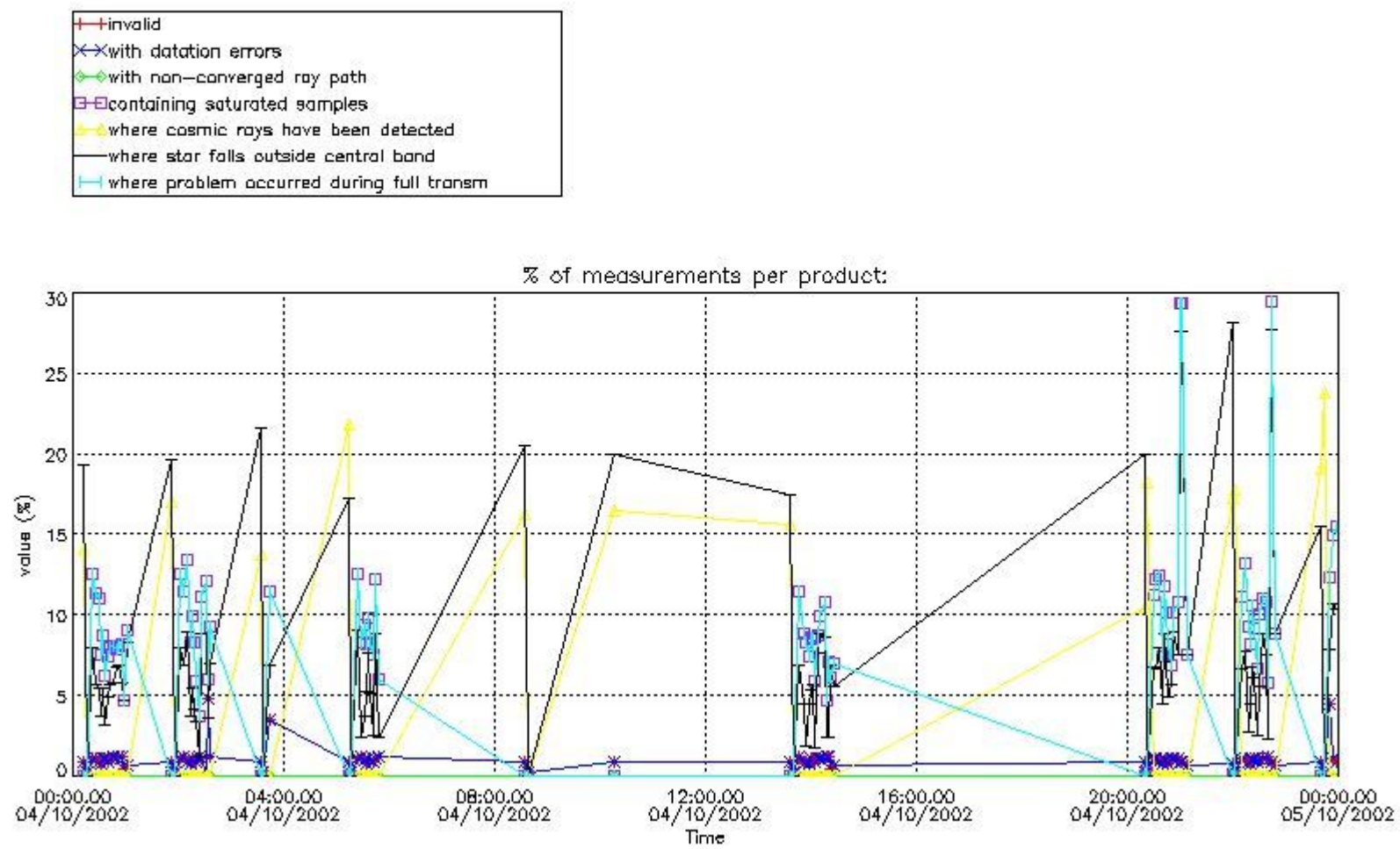
In this section it is plotted some information contained in the Quality Summary data set of the level 2 products that comes from the level 1b processing. Products without errors (error flag in the MPH set to "0") are used.

4.1 Plot quality information per product (time dependant) coming from level 1b processing

4.1.1 Plot level 1 quality information per product (time dependant): ENVISAT ASCENDING passes



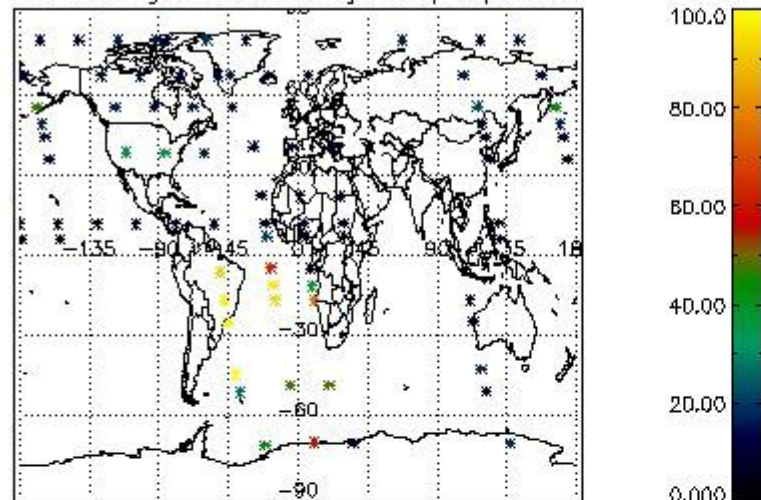
4.1.2 Plot level 1 quality information per product (time dependant): ENVI SAT DESCENDING passes



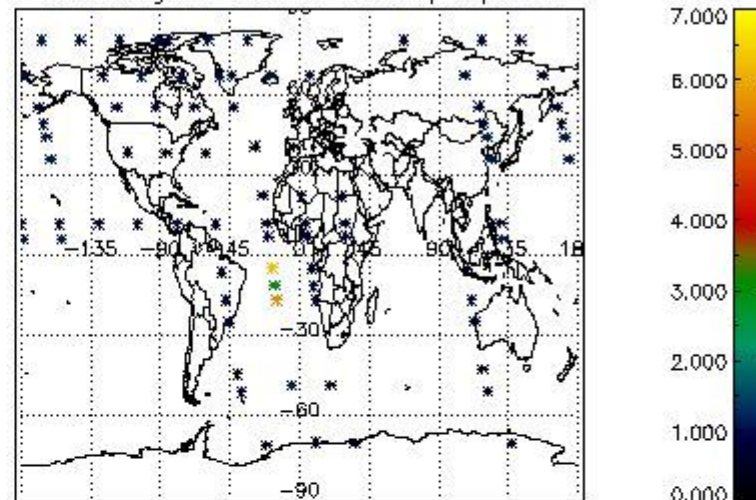
4.2 Plot quality information per product coming from level 1b processing (world map)

4.2.1 Plot level 1 quality information per product (world map): ENVISAT ASCENDING passes

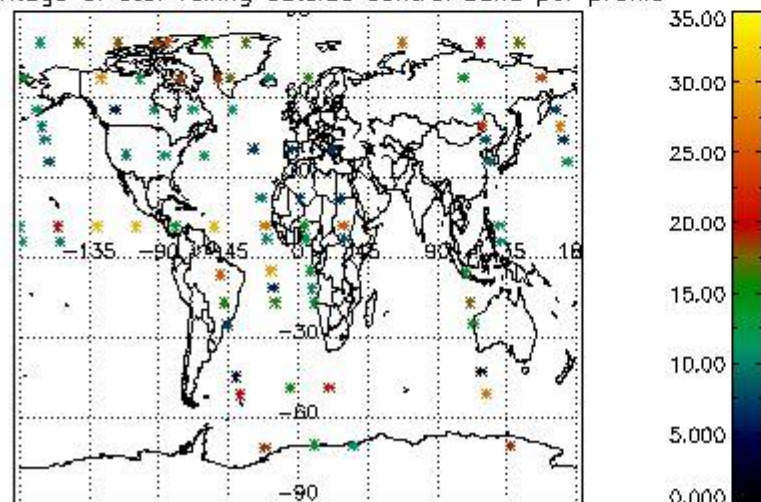
Percentage of cosmic ray hits per profile



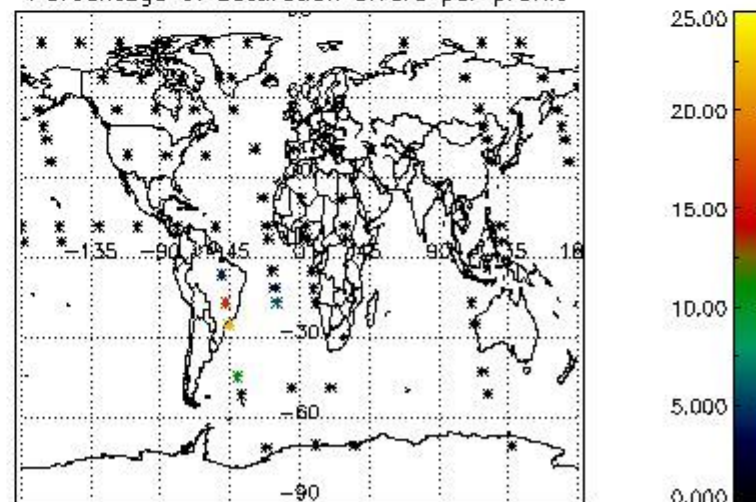
Percentage of datation errors per profile



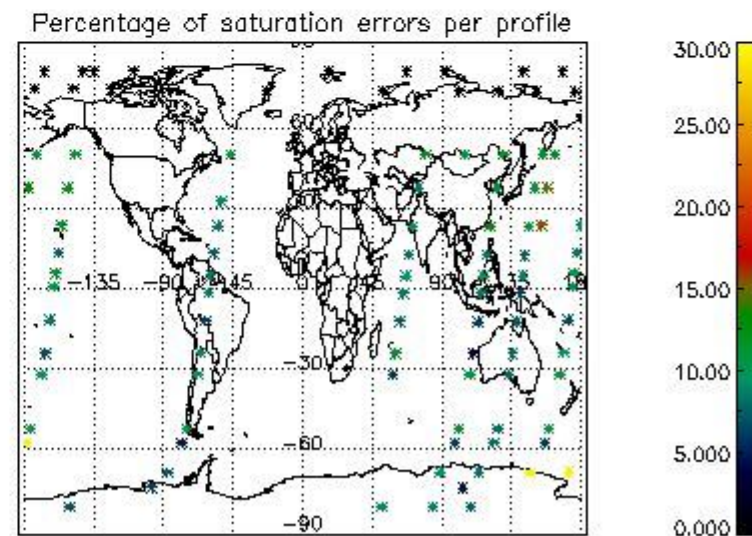
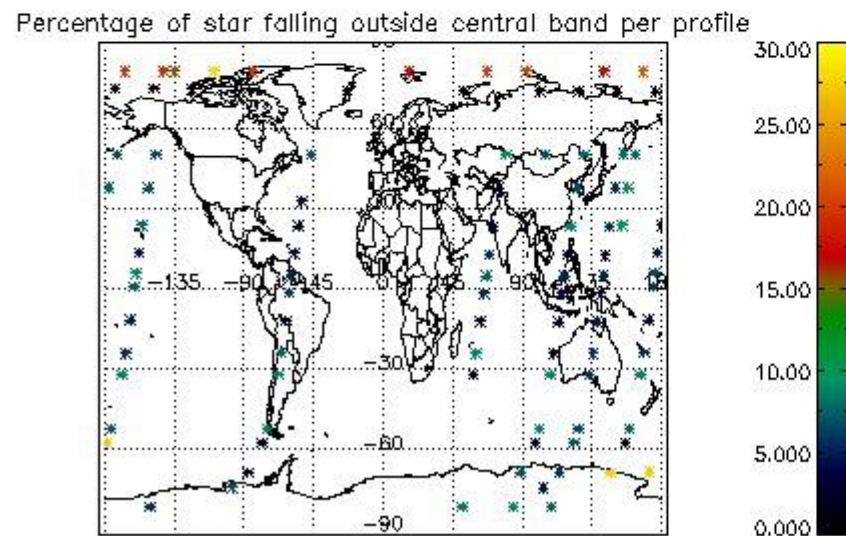
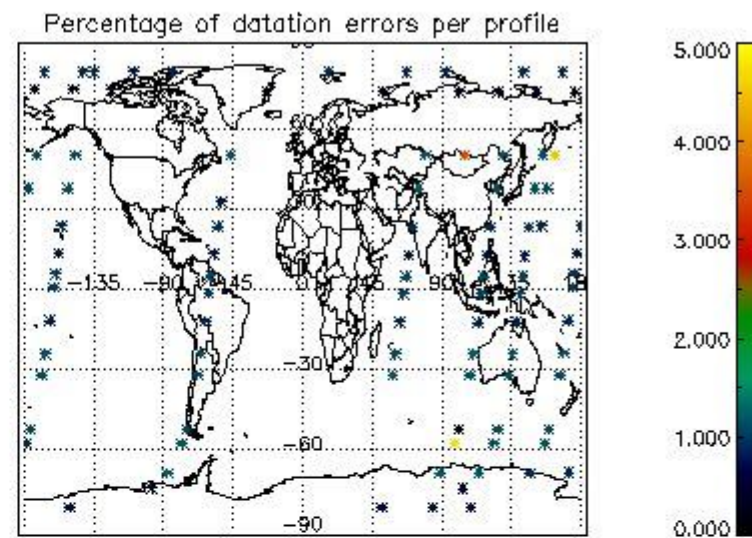
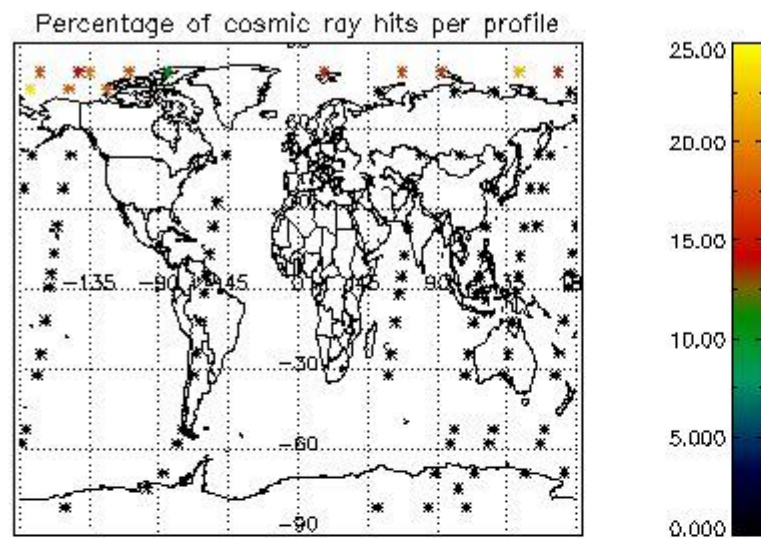
Percentage of star falling outside central band per profile



Percentage of saturation errors per profile



4.2.2 Plot level 1 quality information per product (world map): ENVISAT DESCENDING passes



5. Trace gas profiles

5.1 Ozone statistics based on quality of products

The final quality of the products can be "measured" using the STD (Standard Deviation) attached to every point profile. This information is written to the parameter GOM_NL__2P/NL_LOCAL_SPECIES_DENSITY/o3_std of the level 2 products. The table below shows the statistics for given STD ranges.

The statistics are given with respect to the overall valid production:

- Products without fatal errors: GOM_NL__2P/MPH/PRODUCT_ERR=0
- Valid point profile: GOM_NL__2P/NL_LOCAL_SPECIES_DENSITY/pcd(0)=0

The 'Criteria' is applied to valid points of dark limb products:

- Products in dark limb illumination condition: GOM_NL__2P/NL_SUMMARY_QUALITY/obs_ill_cond=0
- Products without fatal errors: GOM_NL__2P/MPH/PRODUCT_ERR=0
- Valid point profile: GOM_NL__2P/NL_LOCAL_SPECIES_DENSITY/pcd(0)=0

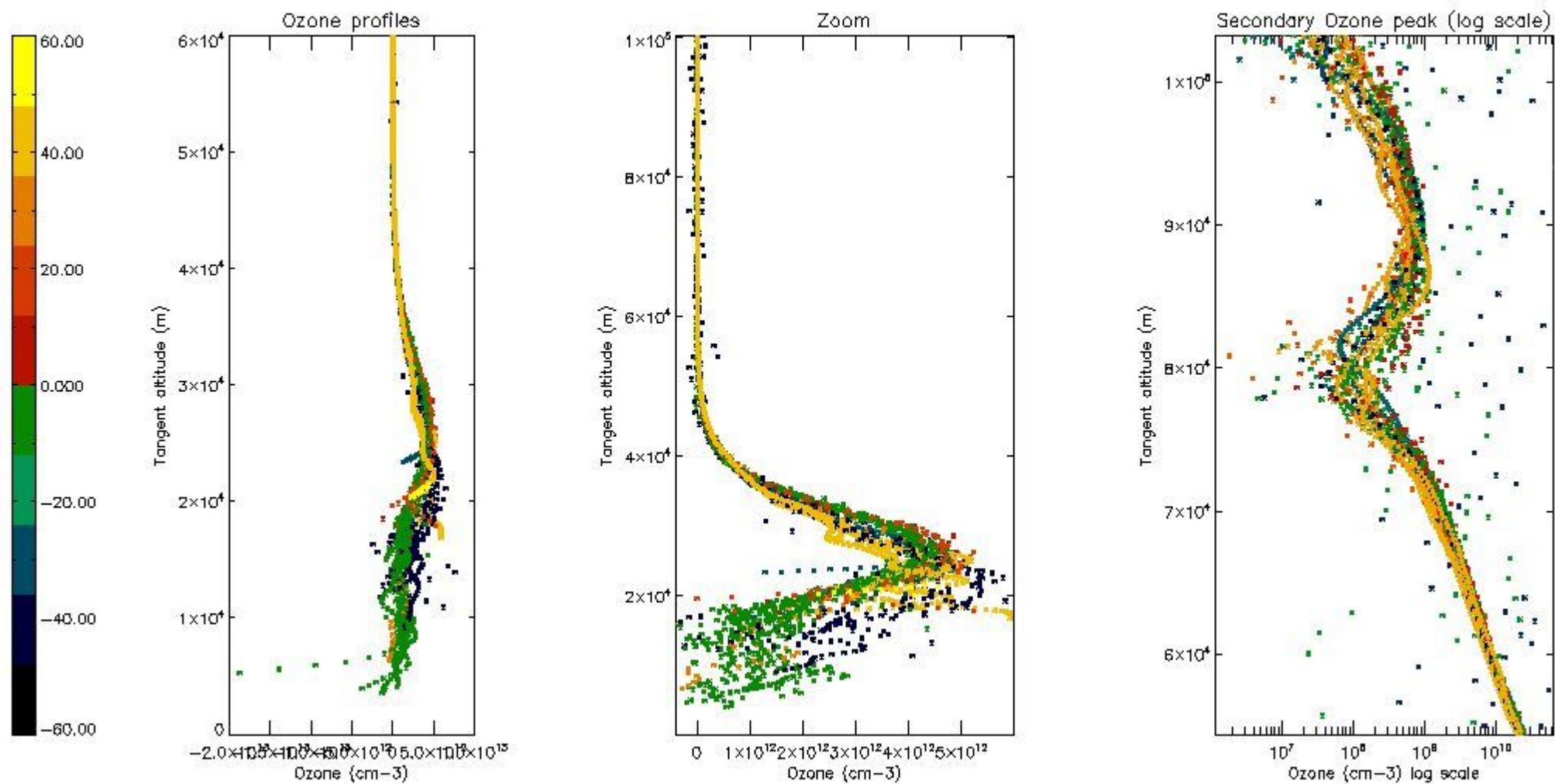
So, the table below shows the percentage of dark limb and valid observations for each criteria with respect to the overall valid daily observations.

Criteria	% of total production
All STD	34
STD < 20	20

STD < 10	18
STD < 5	15

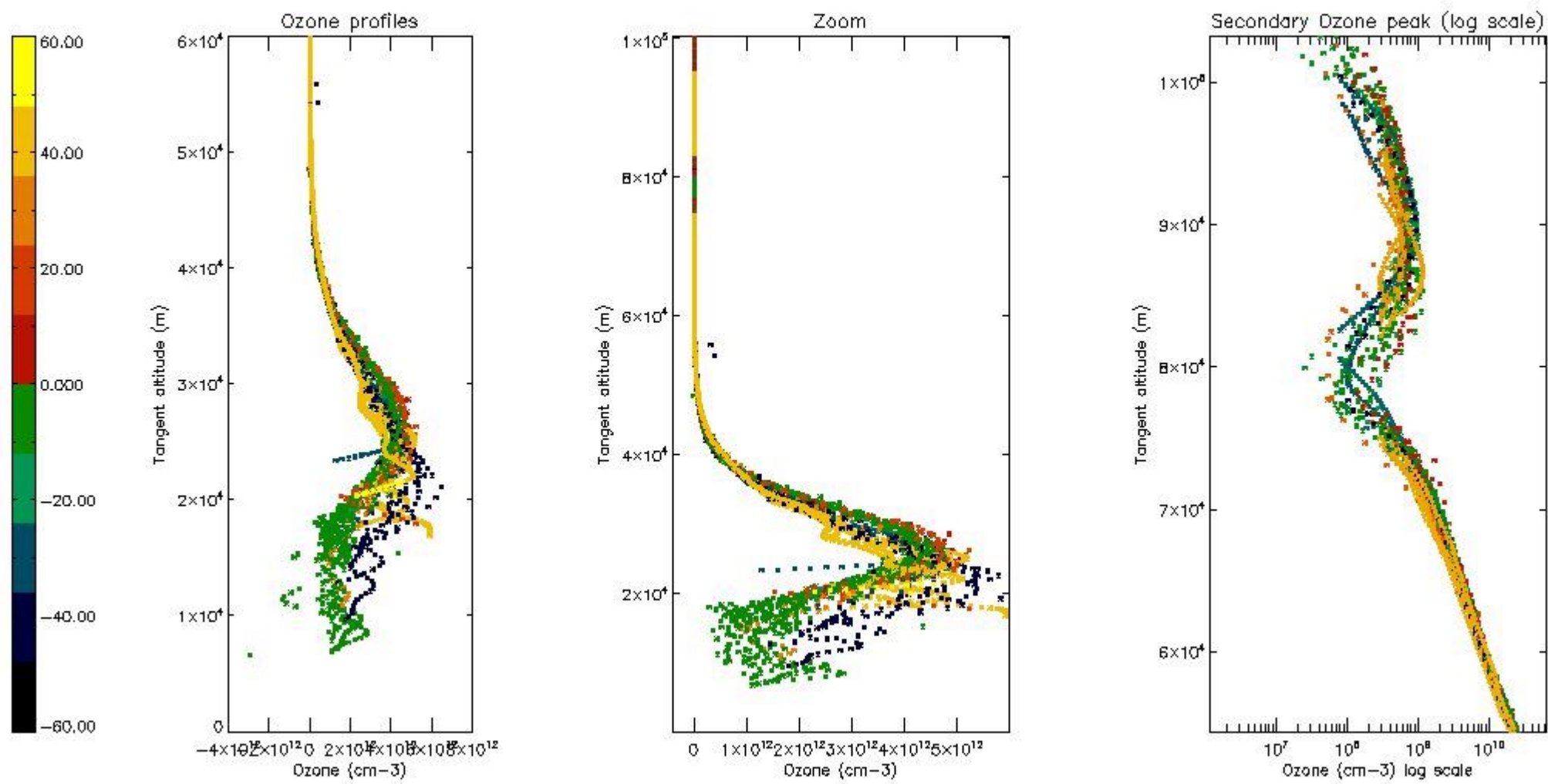
5.2 Plot ozone profiles for all STD (dark without errors)

The colorbar represents the latitude.



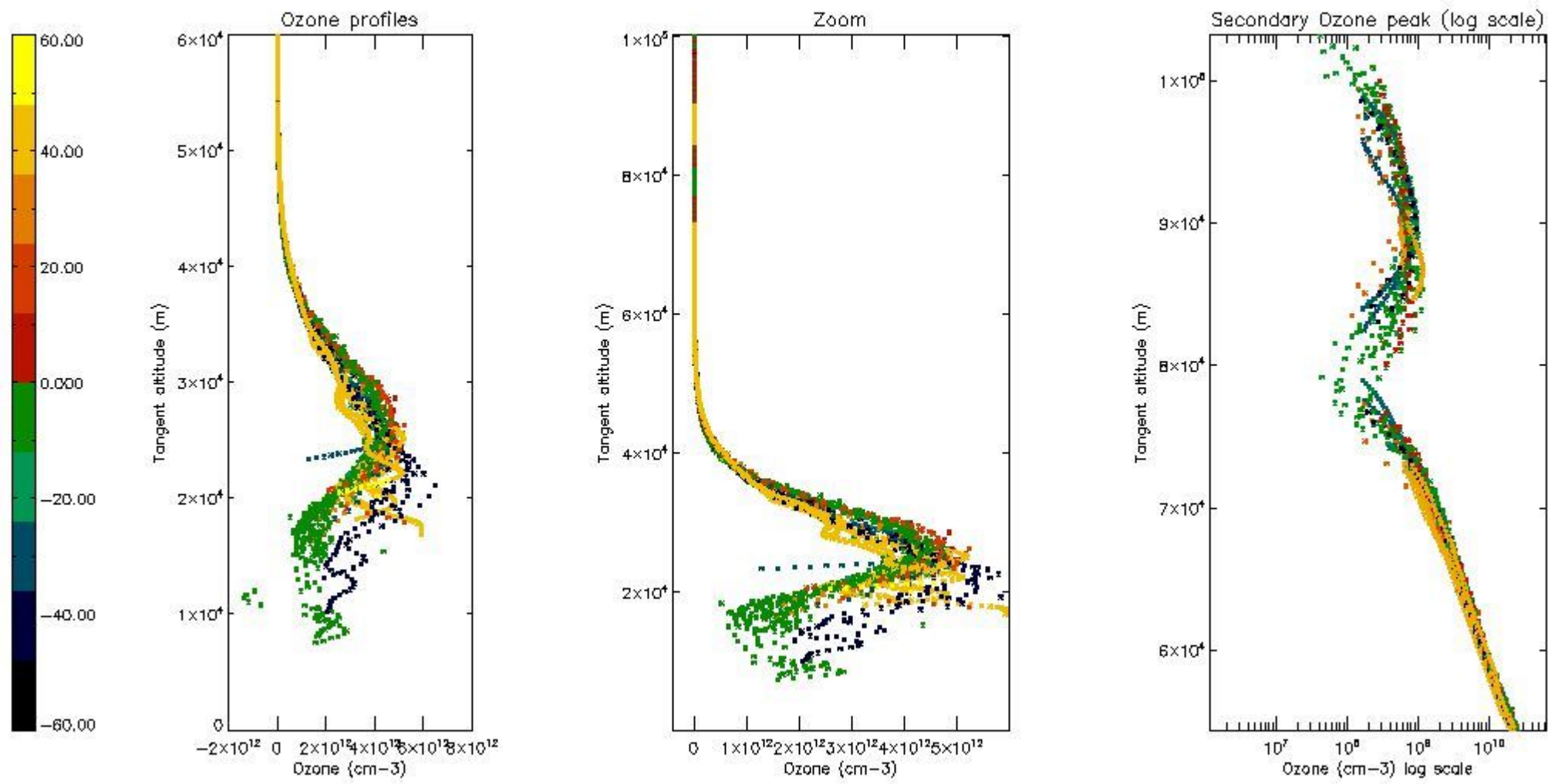
5.3 Plot ozone profiles where STD < 20% (dark without errors)

The colorbar represents the latitude.



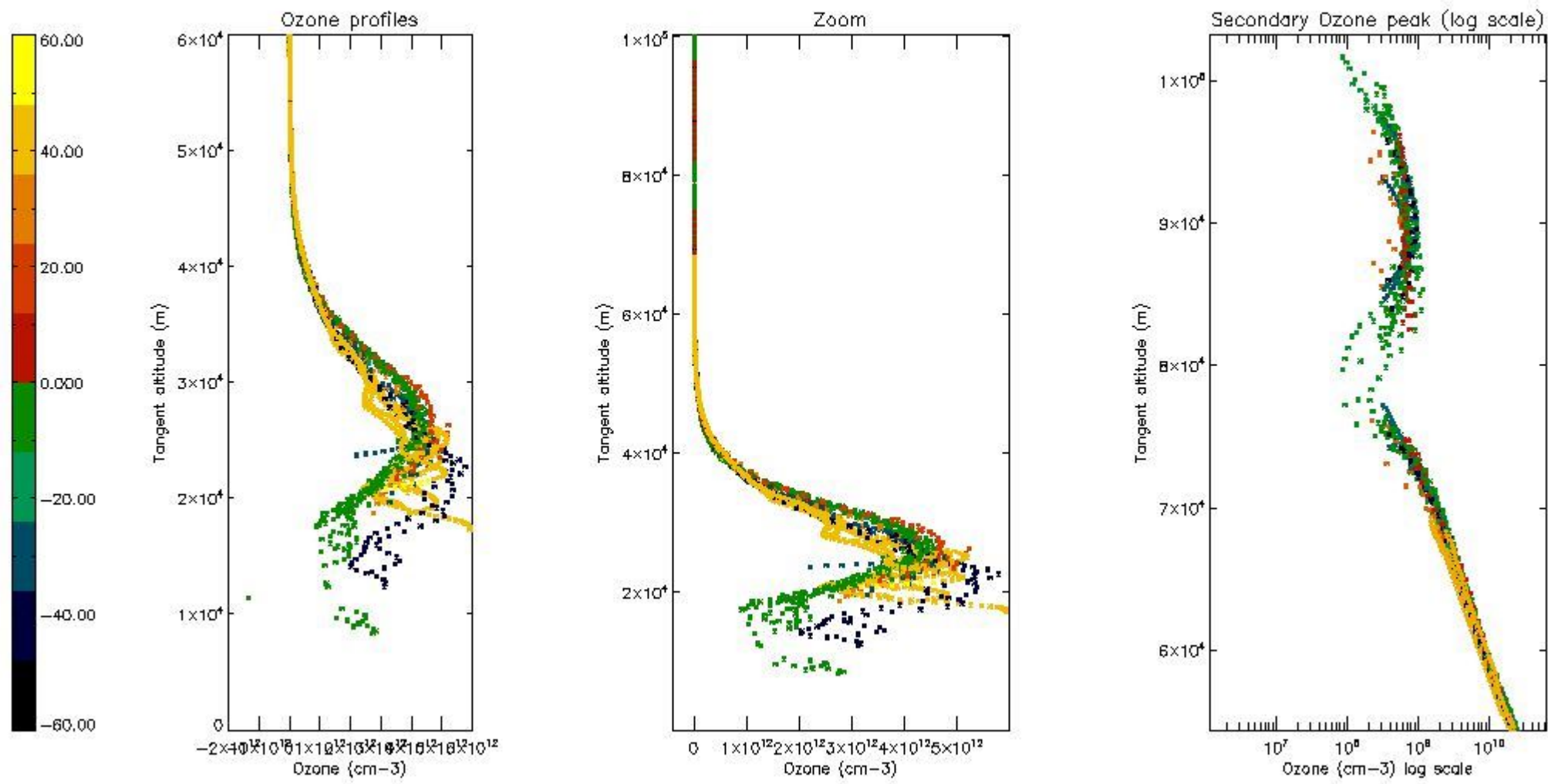
5.4 Plot ozone profiles where STD < 10% (dark without errors)

The colorbar represents the latitude.



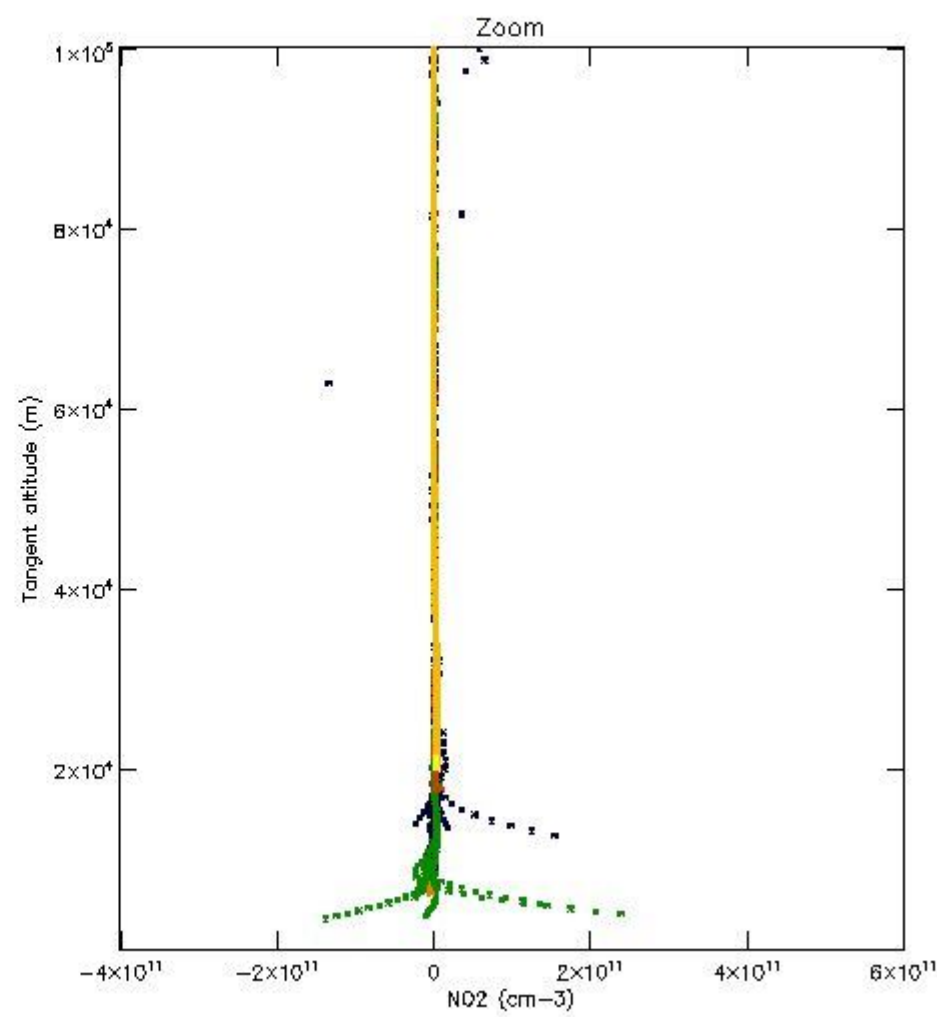
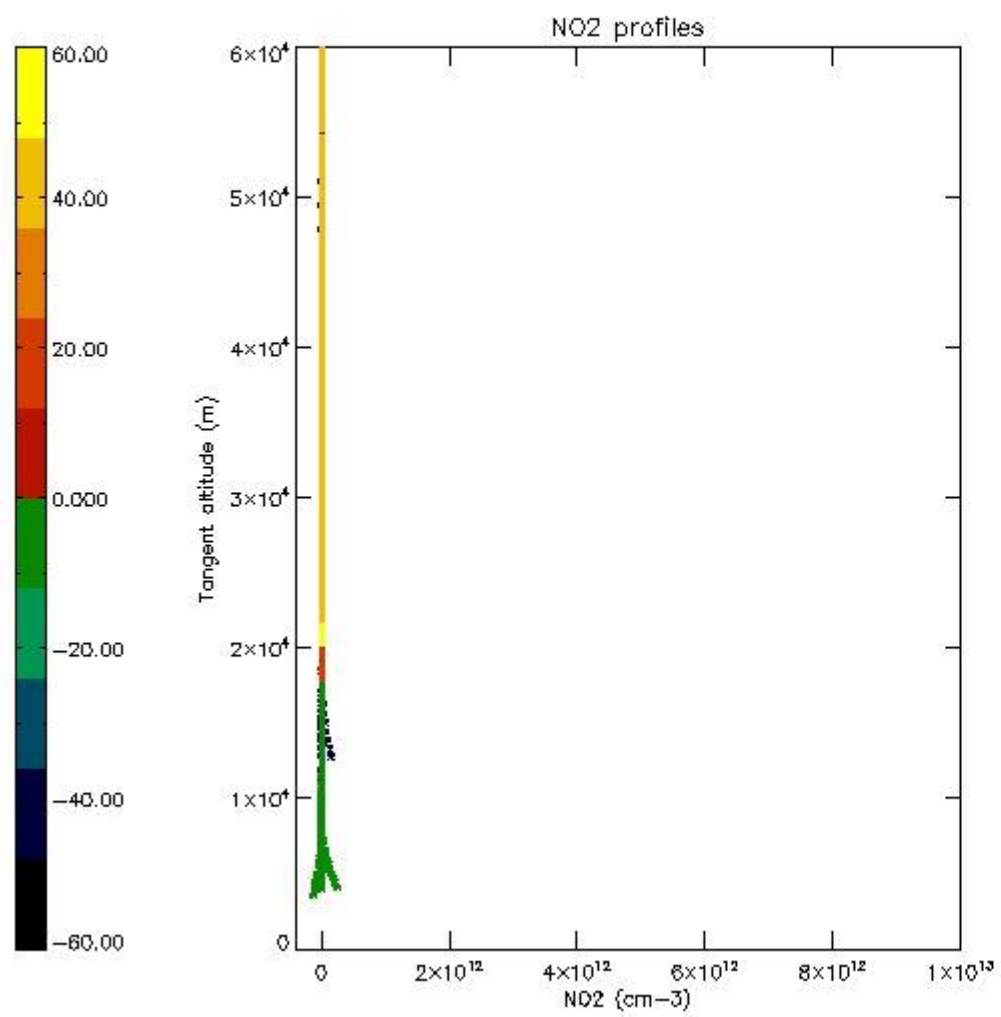
5.5 Plot ozone profiles where STD < 5% (dark without errors)

The colorbar represents the latitude.



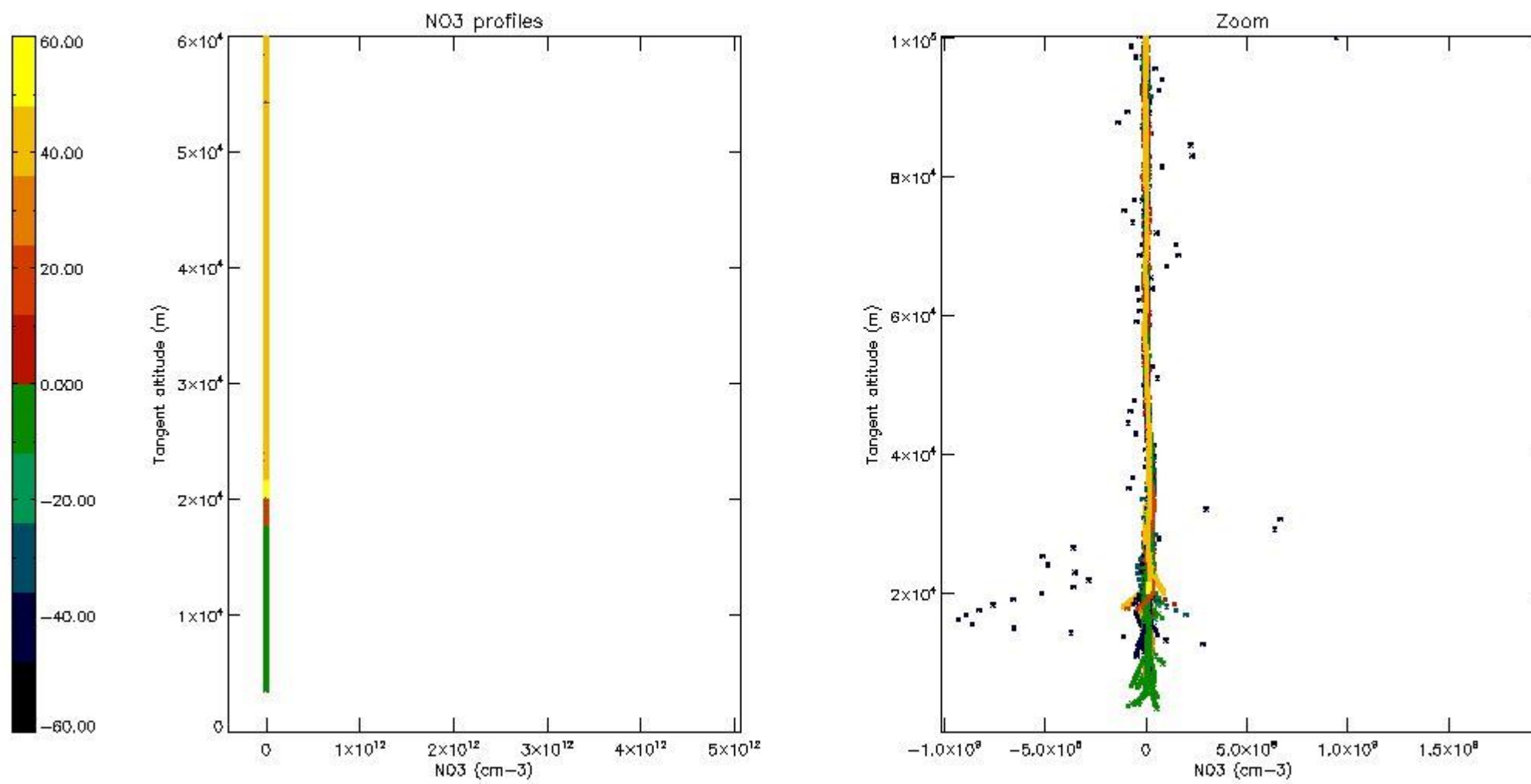
5.6 Plot NO₂ profiles for all STD (dark without errors)

The colorbar represents the latitude.



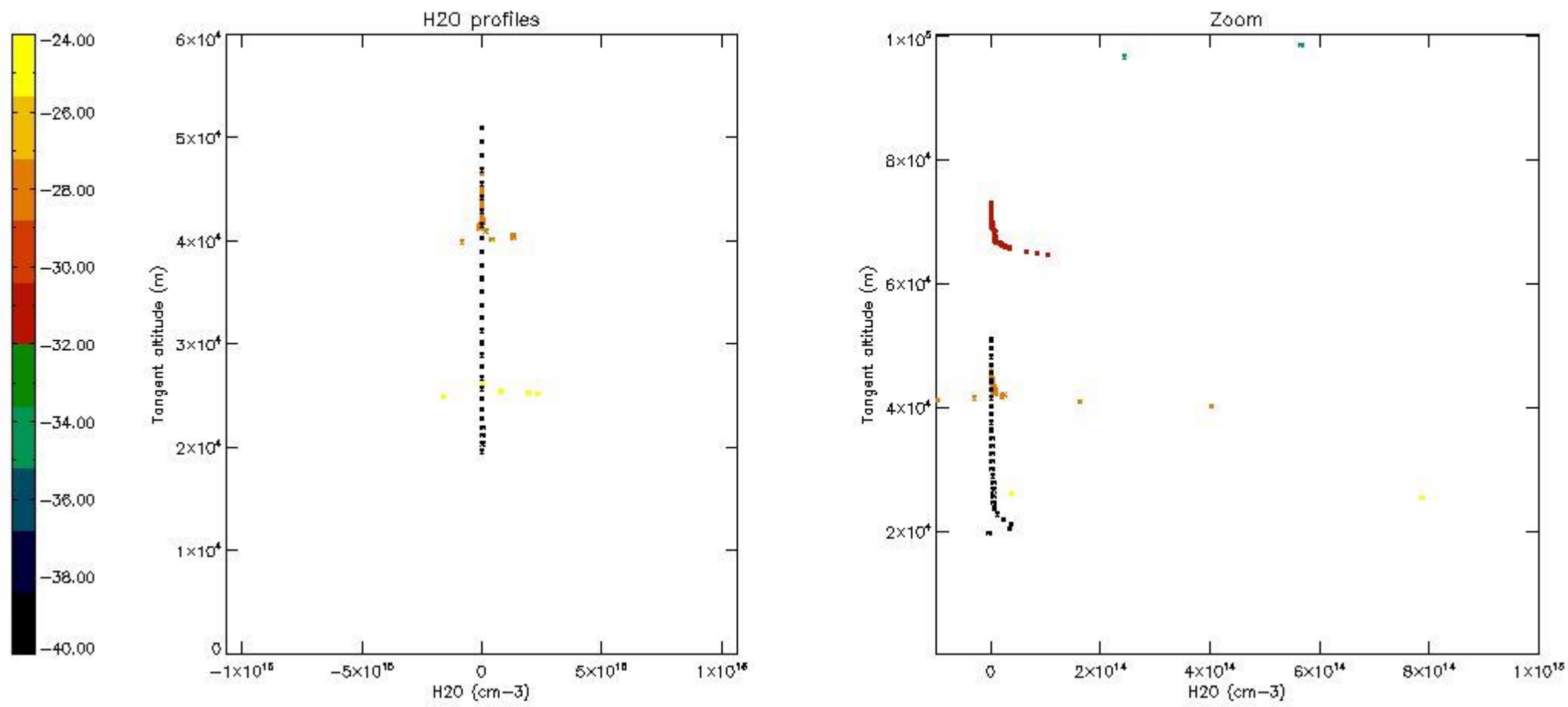
5.7 Plot NO3 profiles for all STD (dark without errors)

The colorbar represents the latitude.



5.8 Plot H2O profiles for all STD (only for occultations of stars 1,2,3,4,13,14,16,26,63 dark without errors)

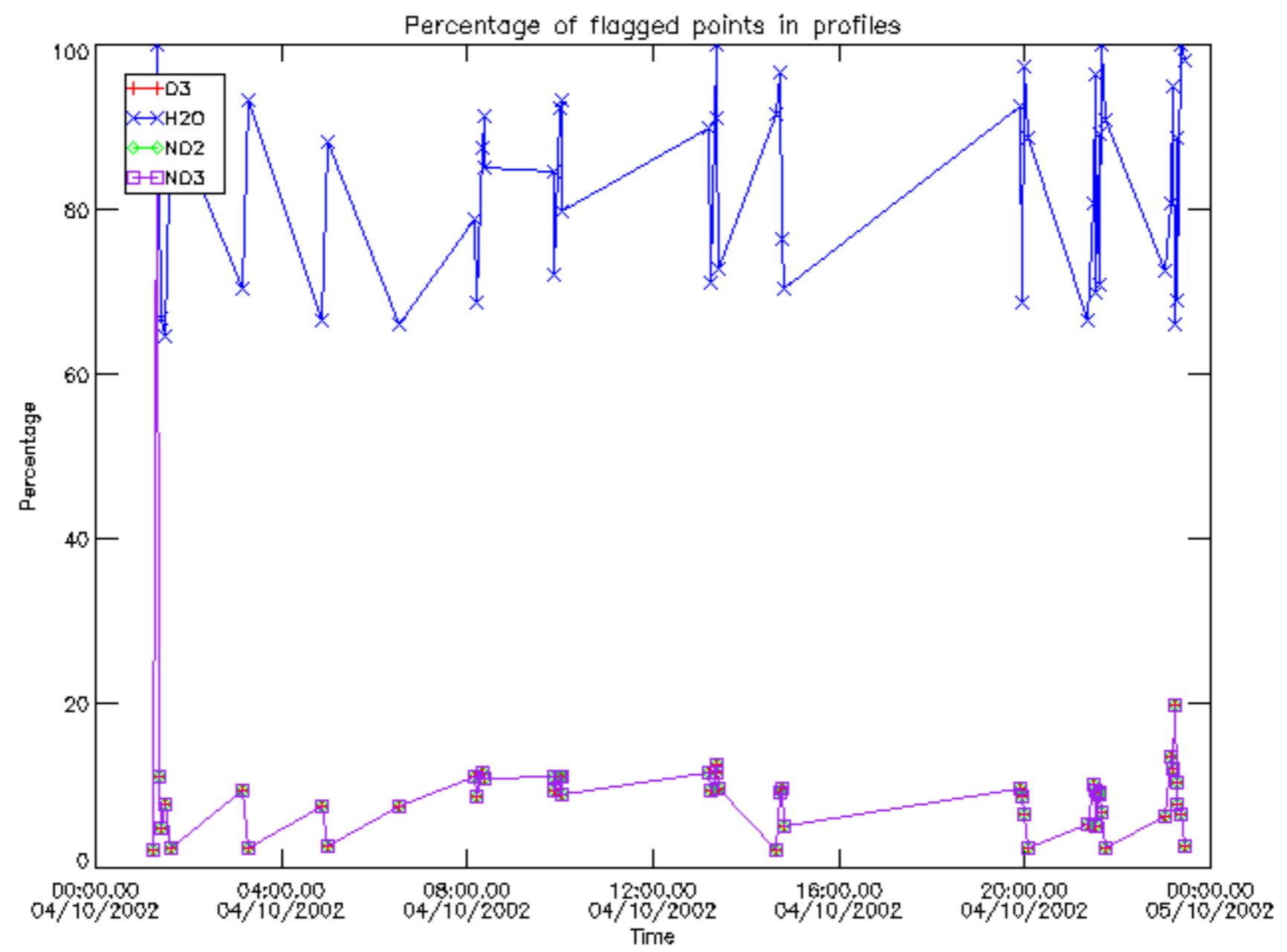
The colorbar represents the latitude.



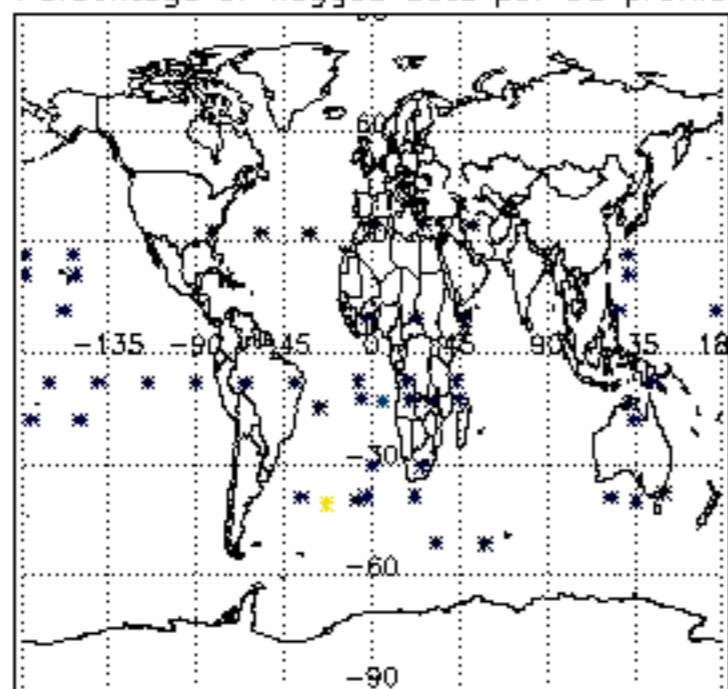
6. Auxiliary Data Files used for the production reported in section 2

The number reported in the third column indicates since which file (see list in section 2) the corresponding auxiliary file has been used. The fourth column is the date of those product files.

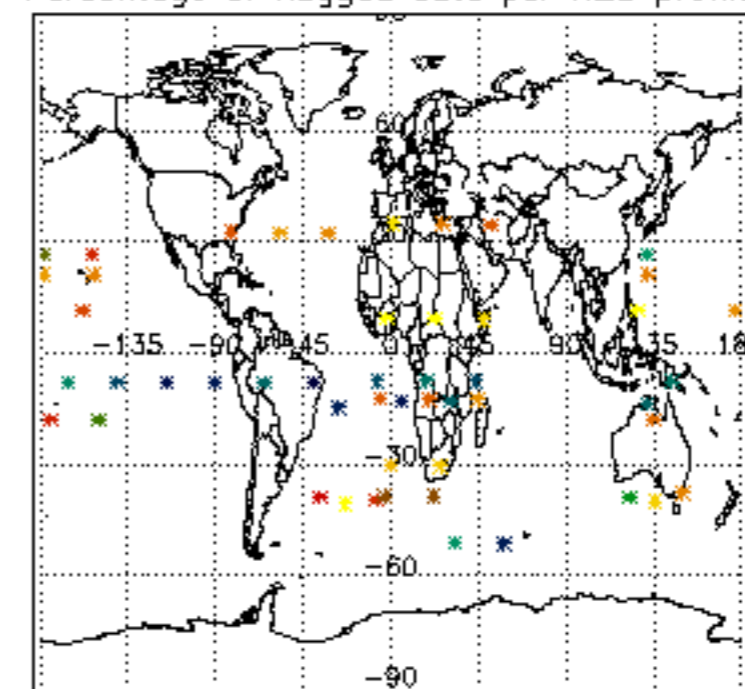
Type	Auxiliary Filename	Used since product	Used since product date
INST_PHYS_CHARACTERISTICS	GOM_INS_AXNIEC20050627_150440_20020301_000000_20100101_000000	1	04-OCT-2002 00:01:30
LEVEL-2_PROC_CONFIG	GOM_PR2_AXVIEC20091111_152718_20020301_000000_20500101_000000	1	04-OCT-2002 00:01:30
CROSS_SECTIONS_FILE	GOM_CRS_AXVIEC20091111_154832_20020301_000000_20500101_000000	1	04-OCT-2002 00:01:30



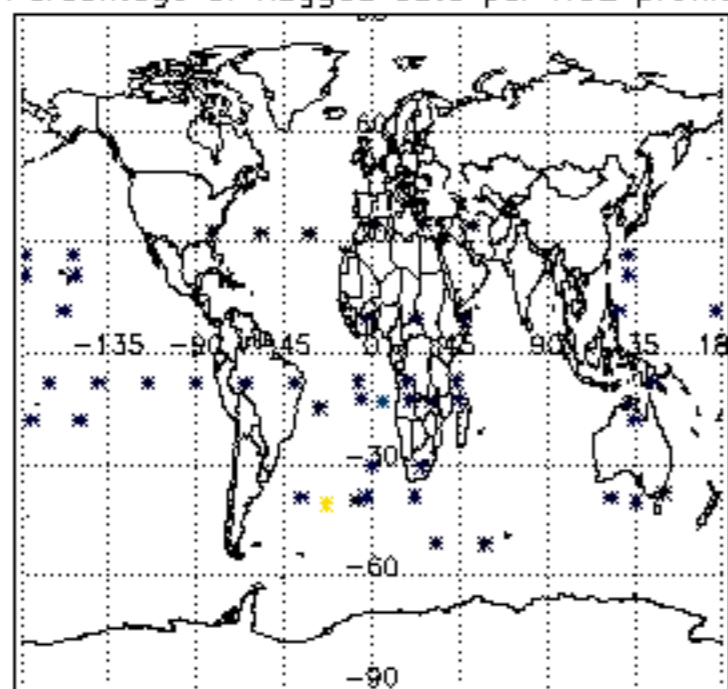
Percentage of flagged data per D3 profile



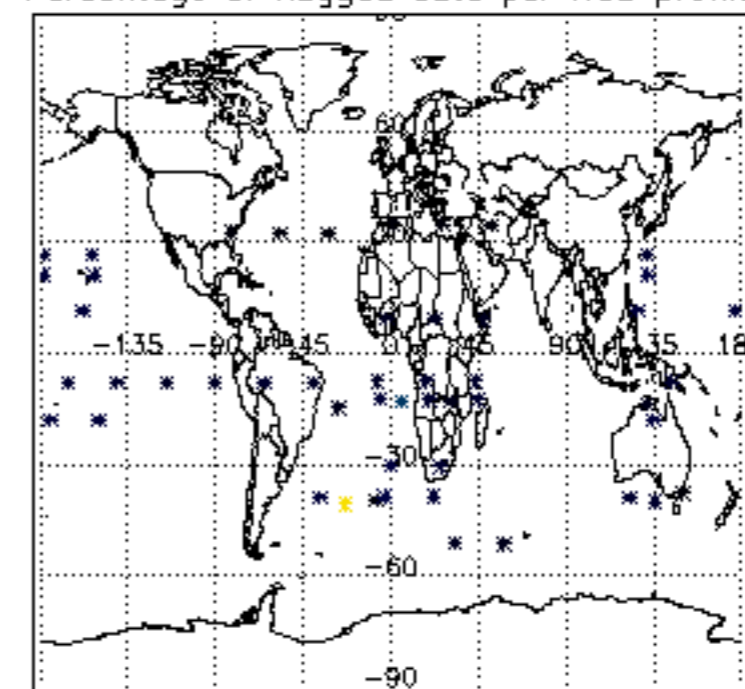
Percentage of flagged data per H2O profile

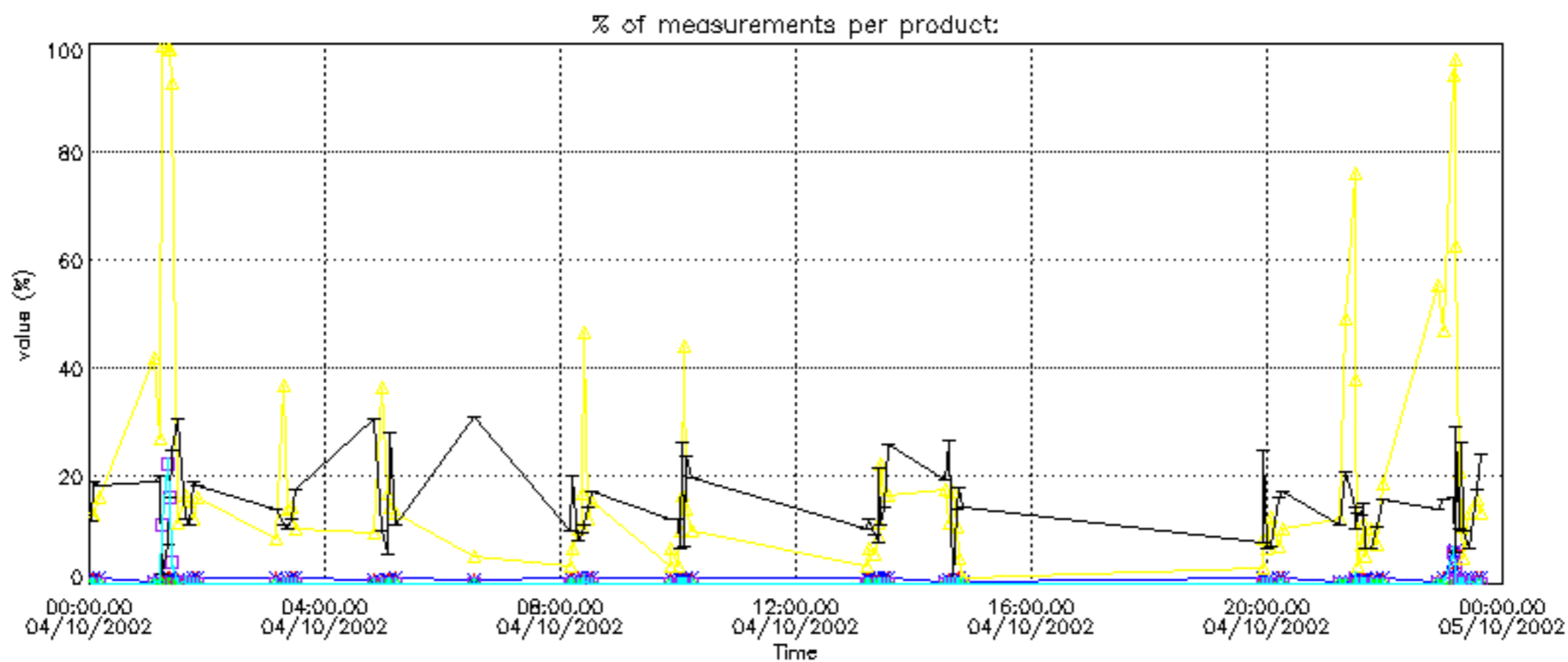
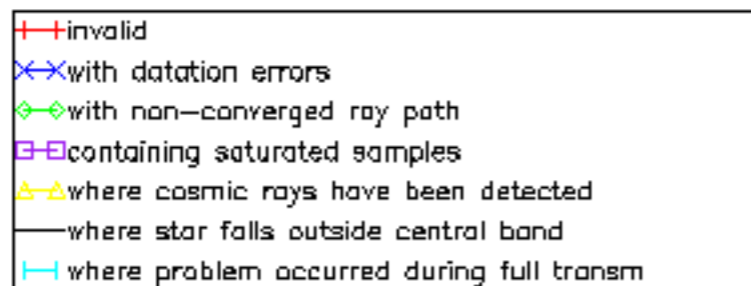


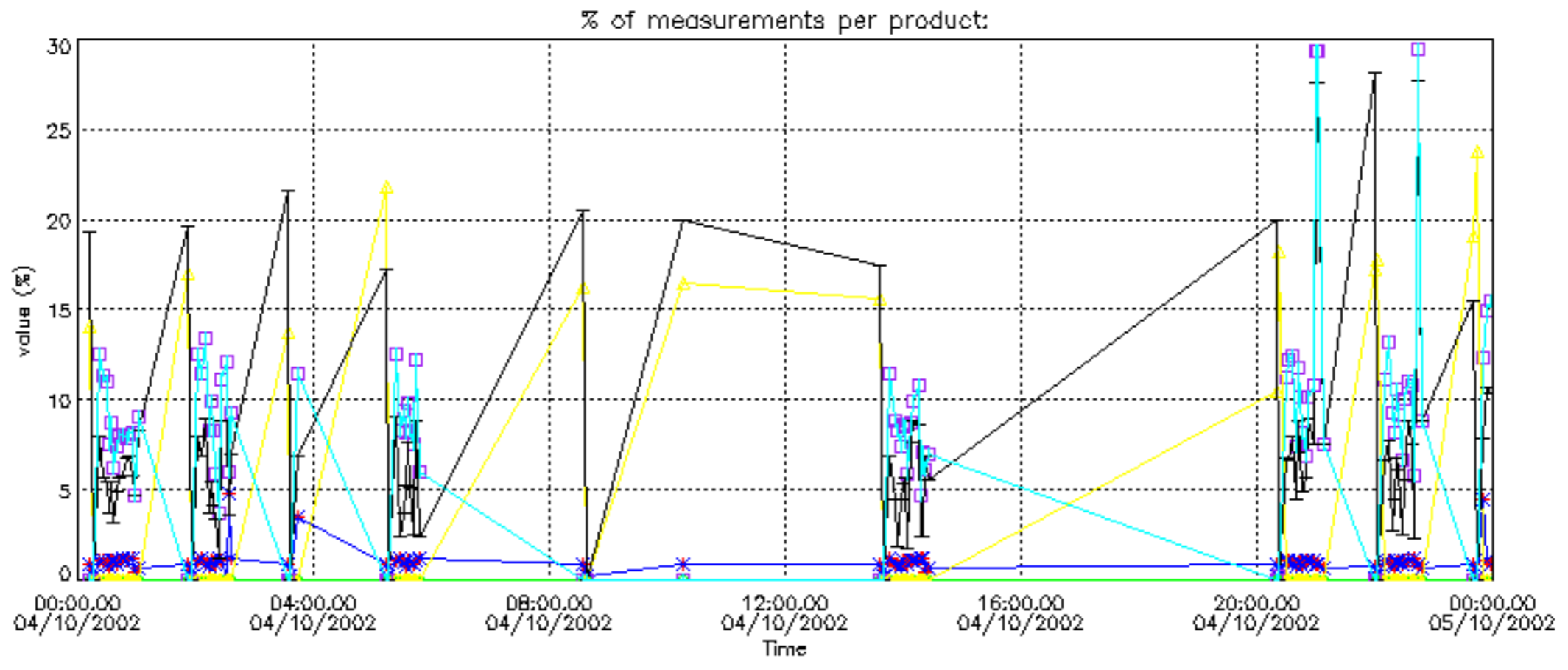
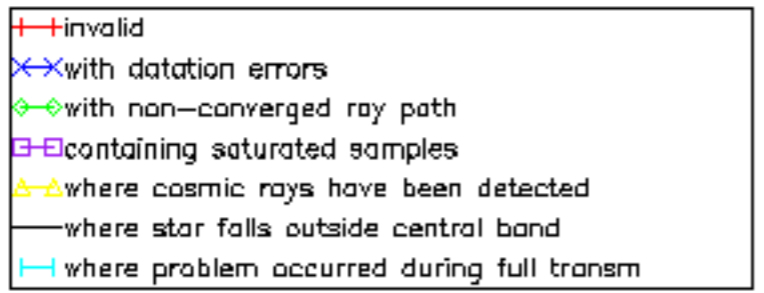
Percentage of flagged data per NO2 profile



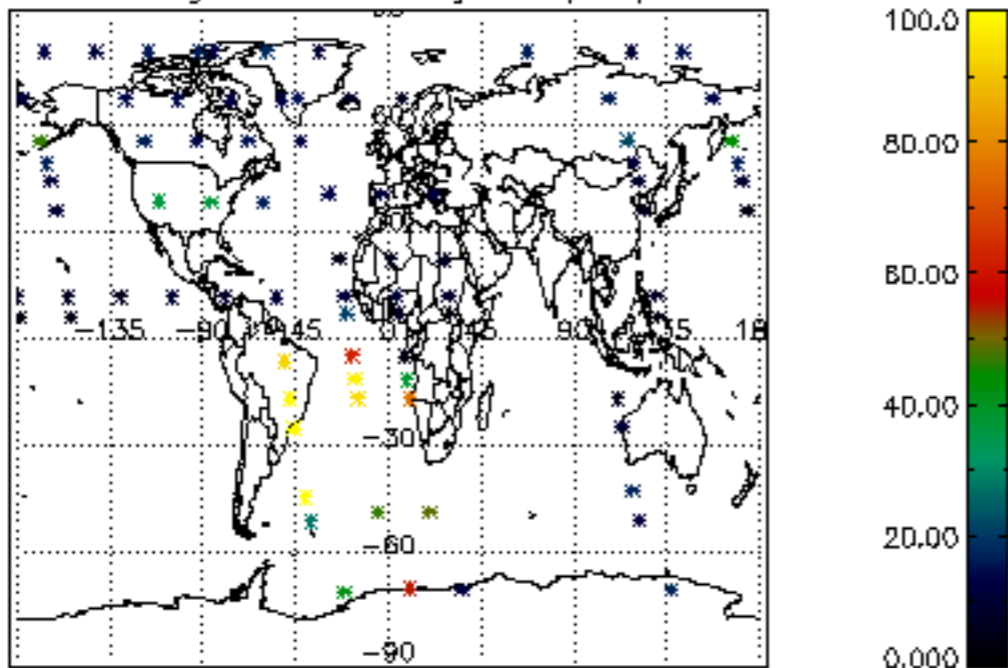
Percentage of flagged data per NO3 profile



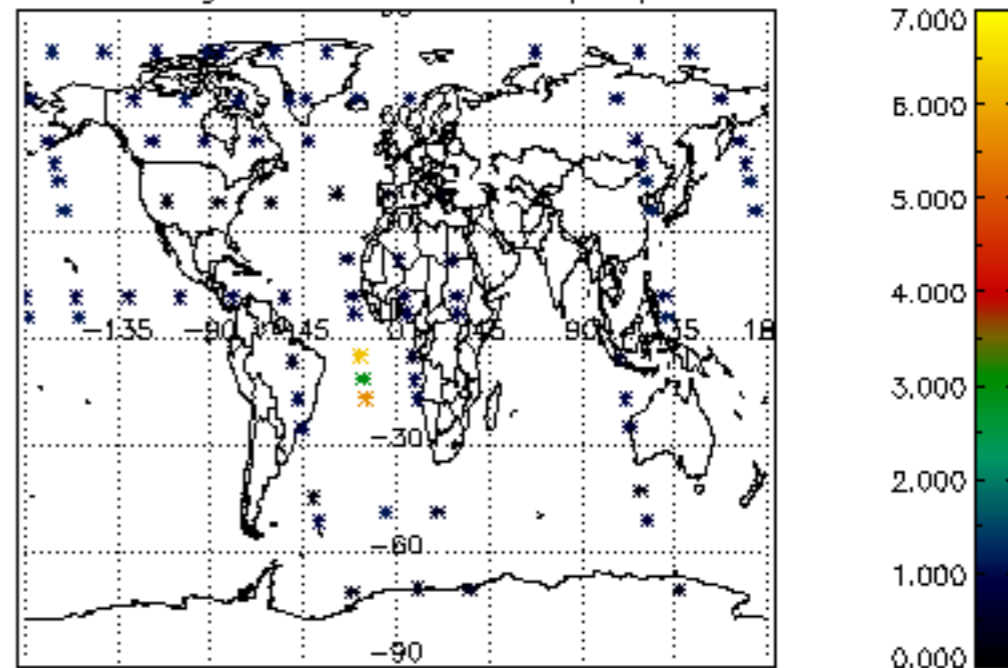




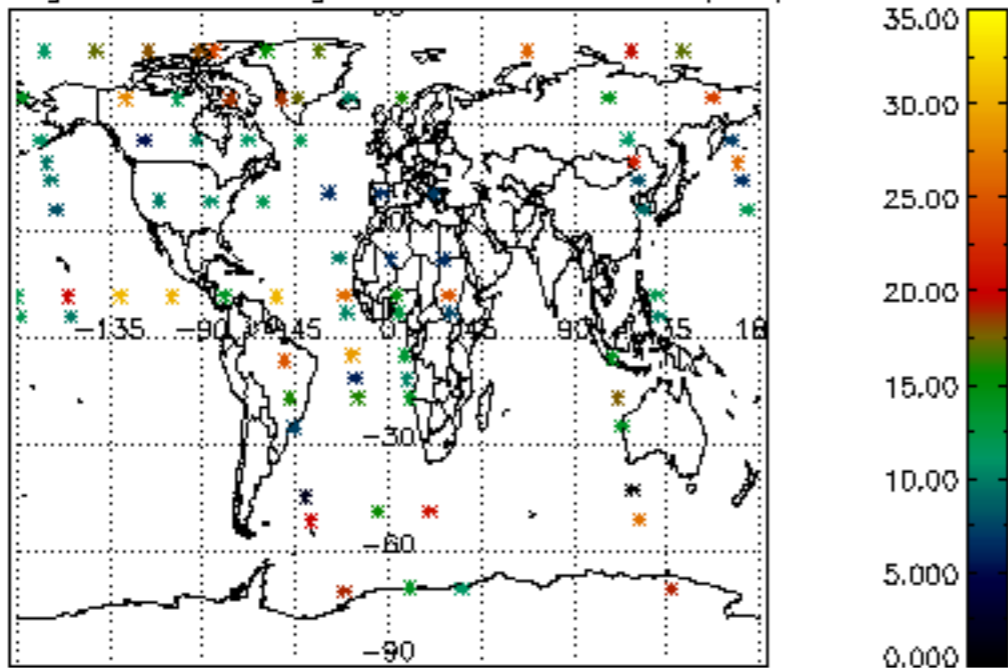
Percentage of cosmic ray hits per profile



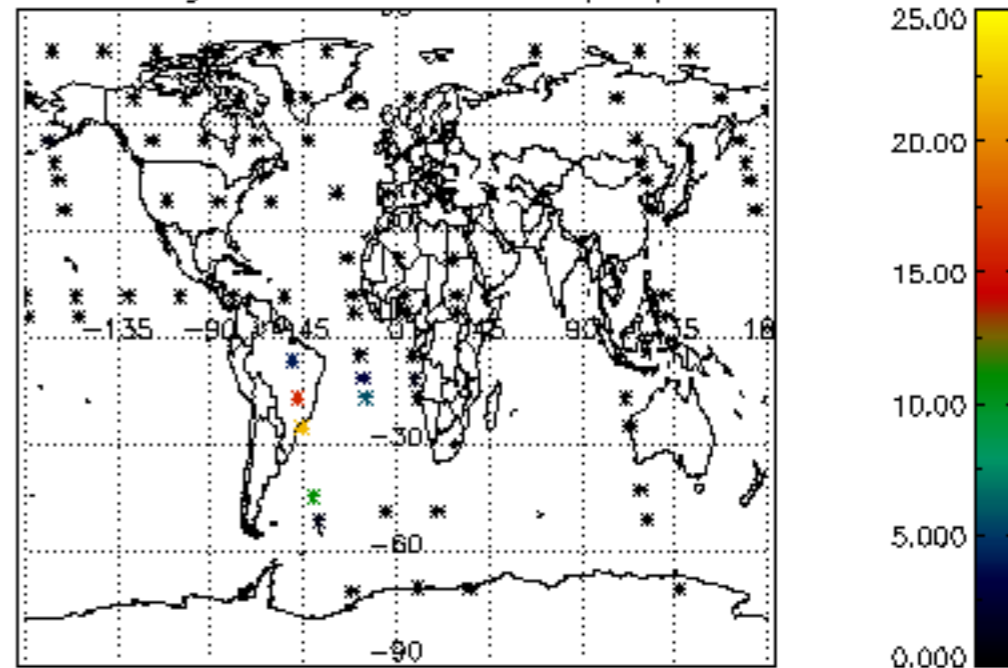
Percentage of datation errors per profile



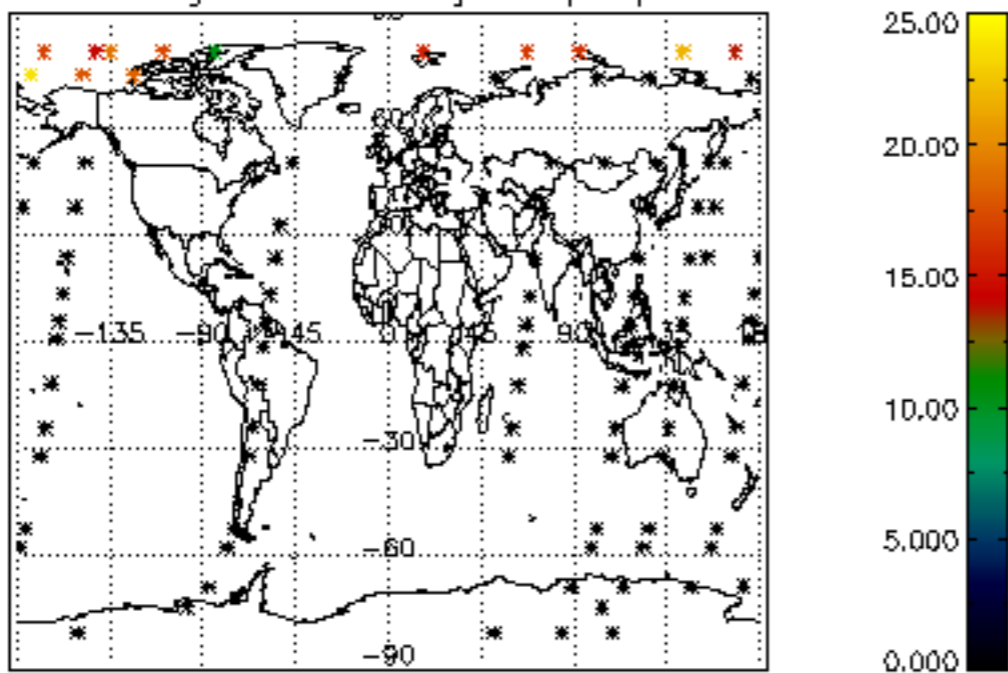
Percentage of star falling outside central band per profile



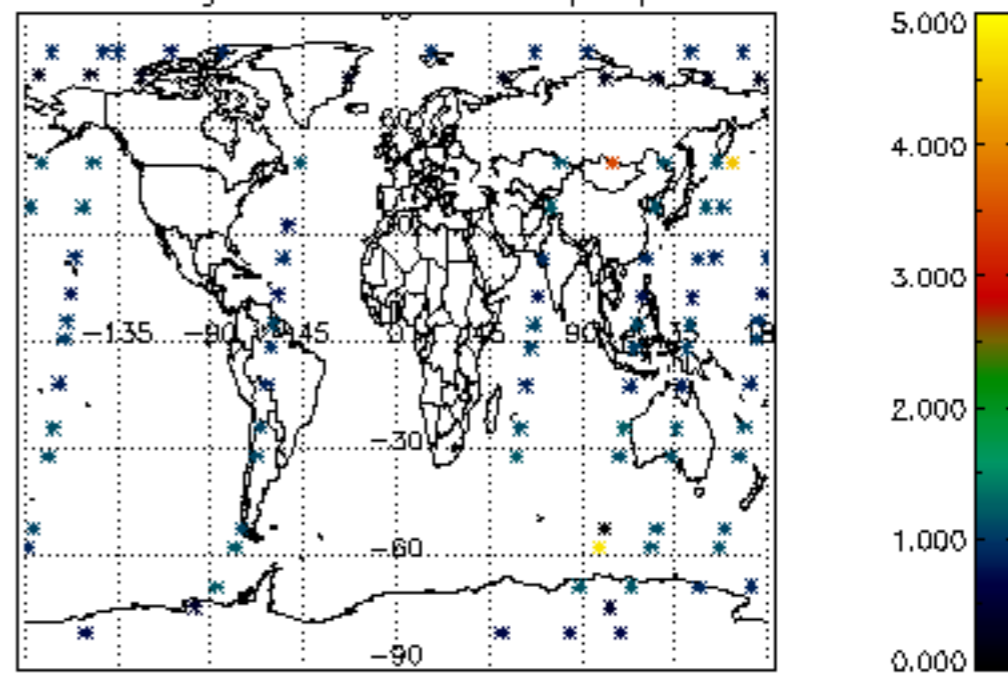
Percentage of saturation errors per profile



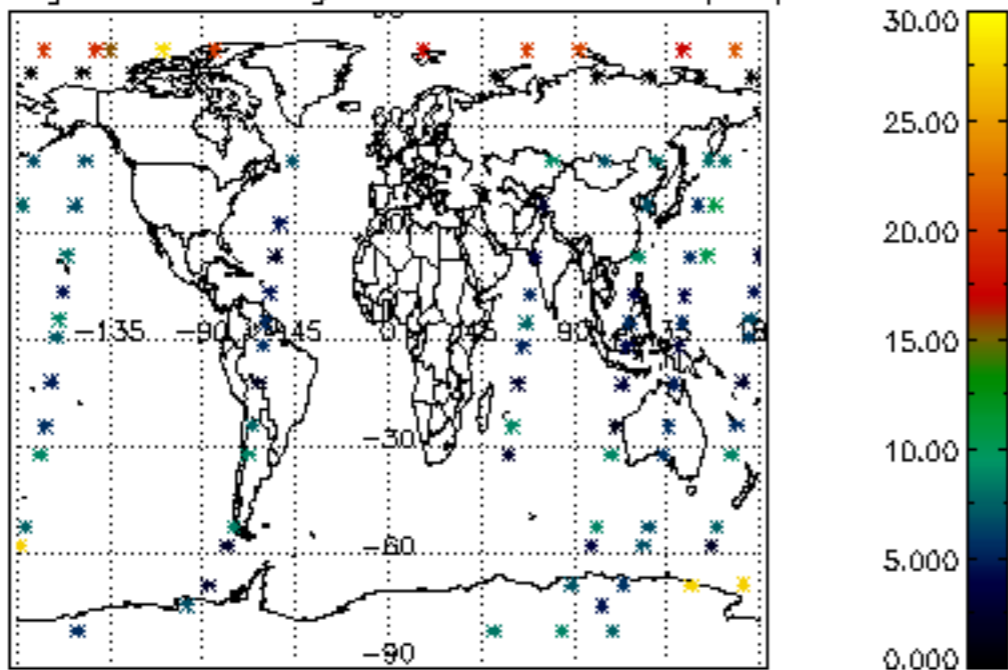
Percentage of cosmic ray hits per profile



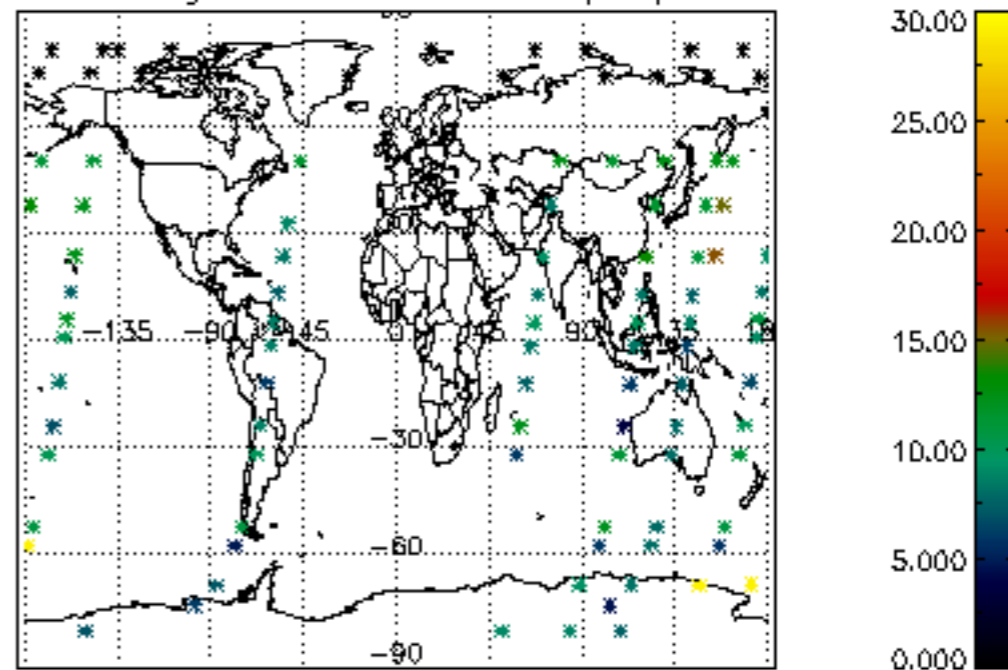
Percentage of datation errors per profile

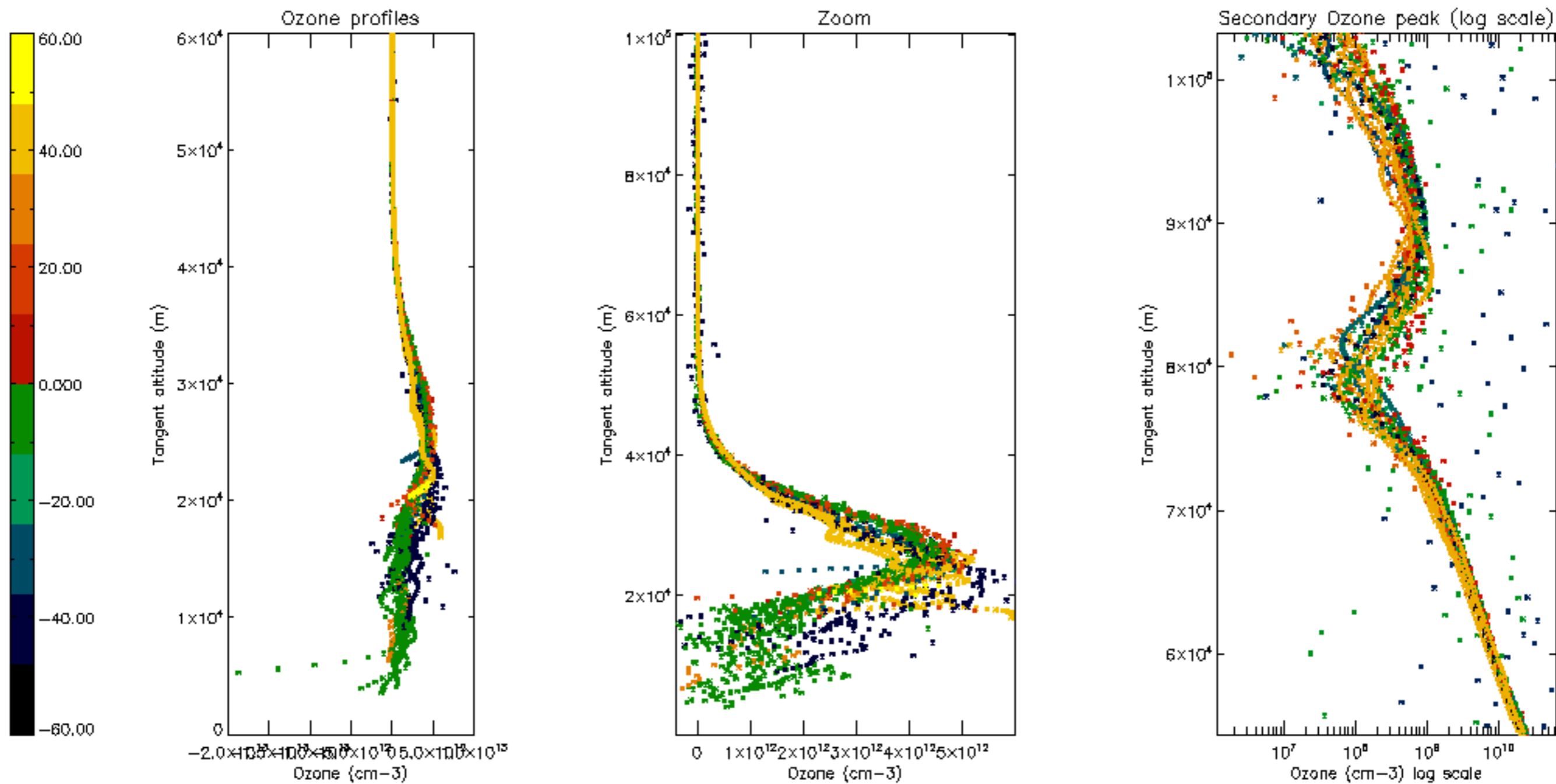


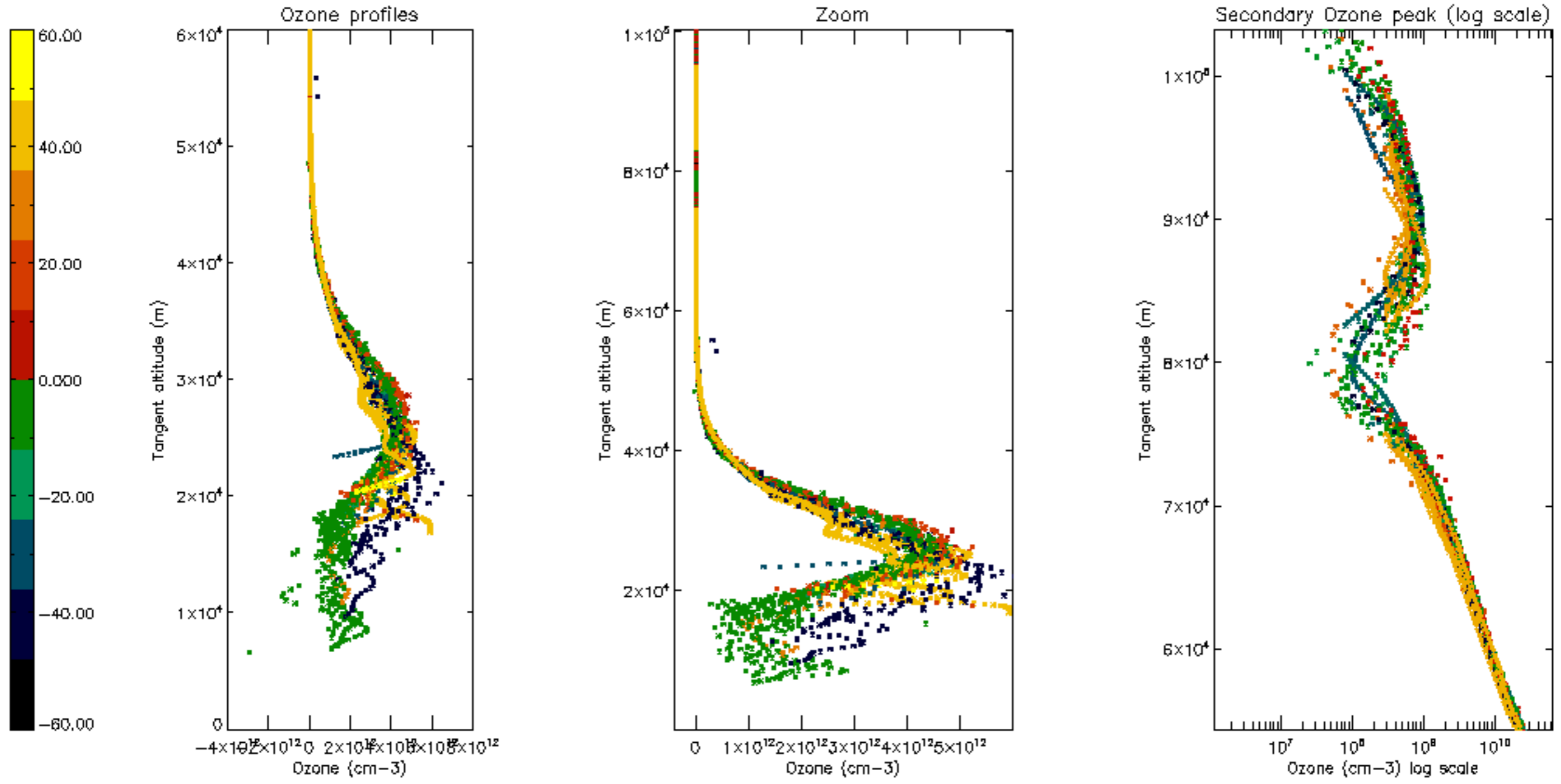
Percentage of star falling outside central band per profile

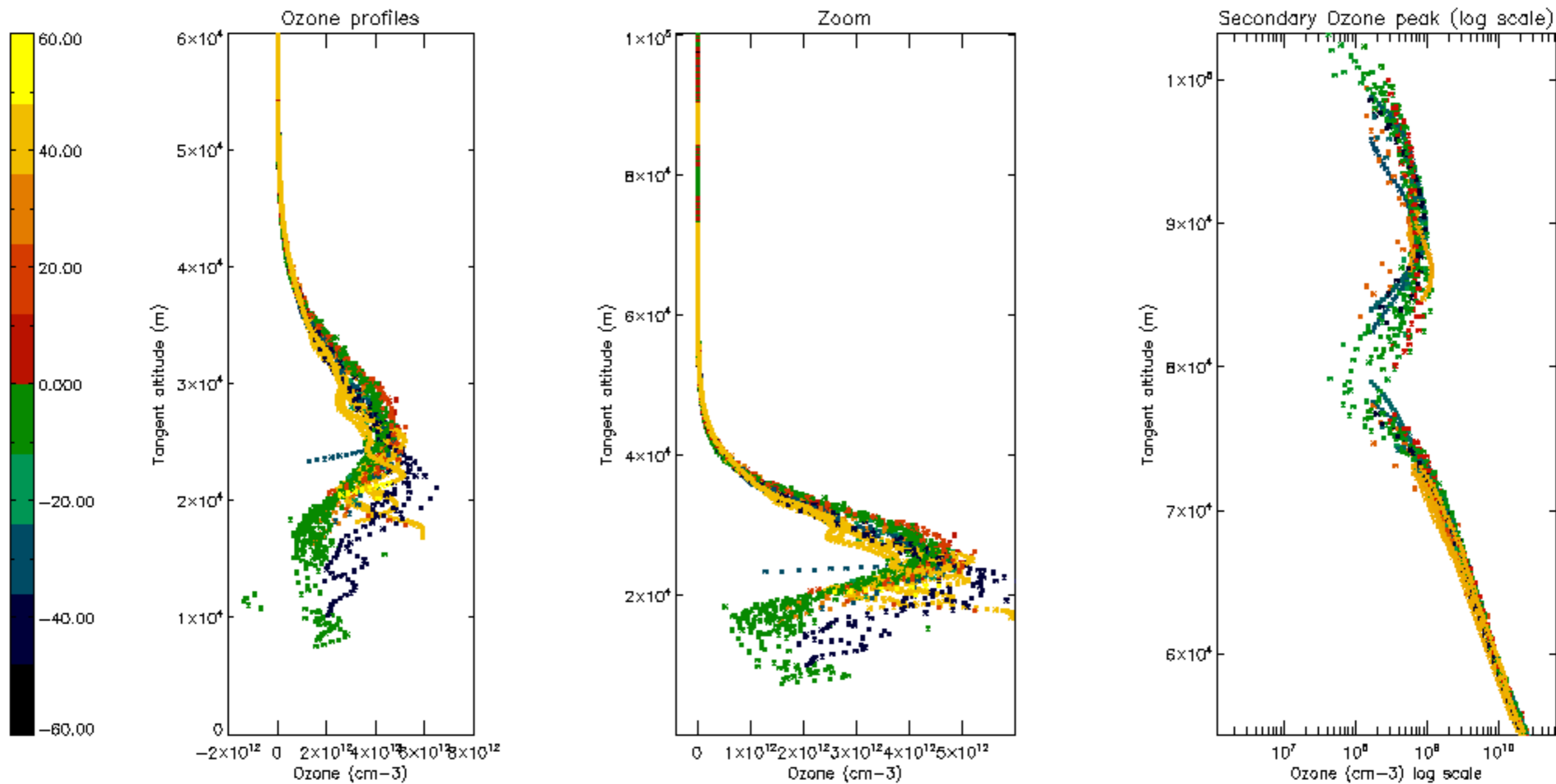


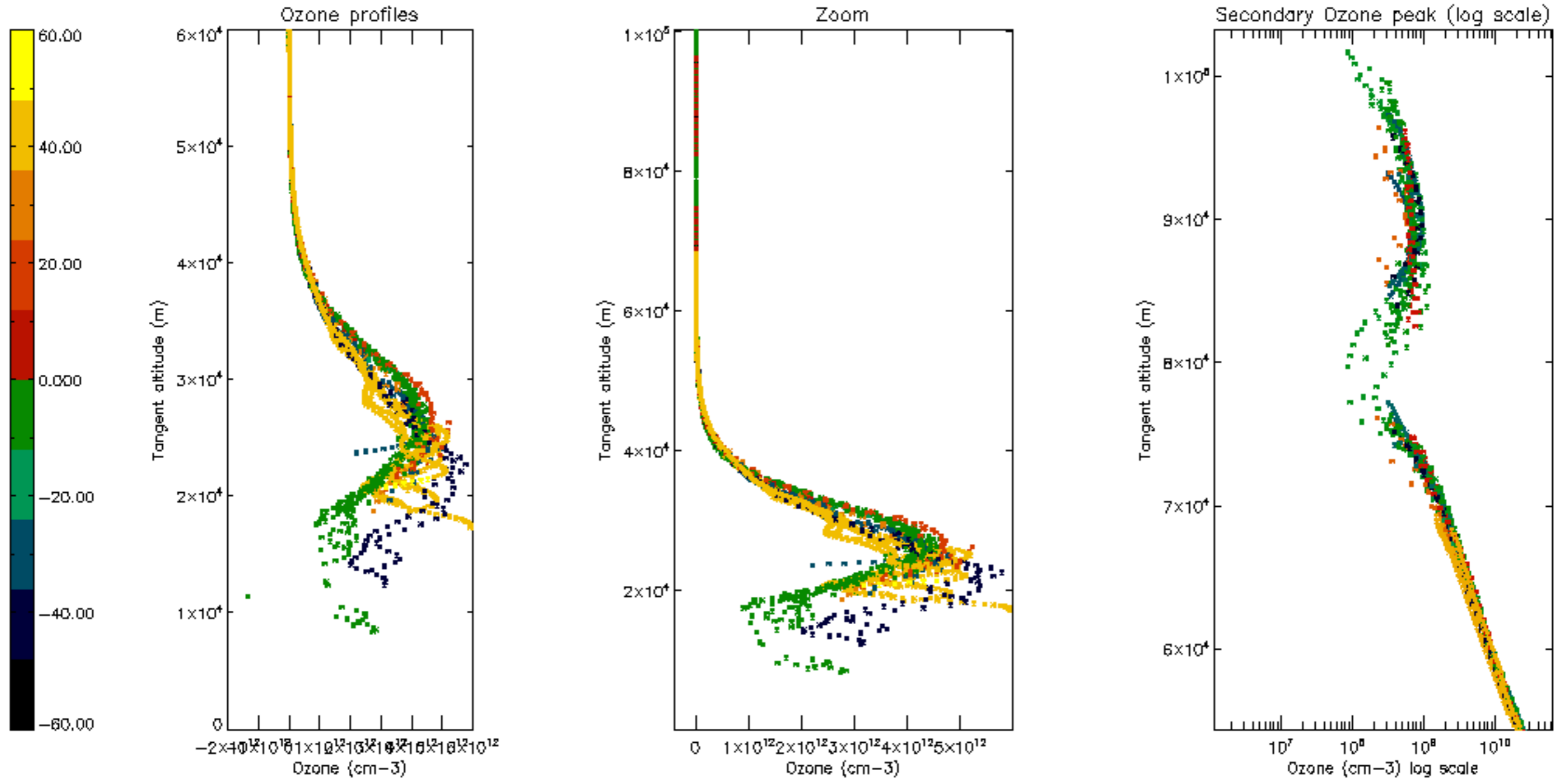
Percentage of saturation errors per profile

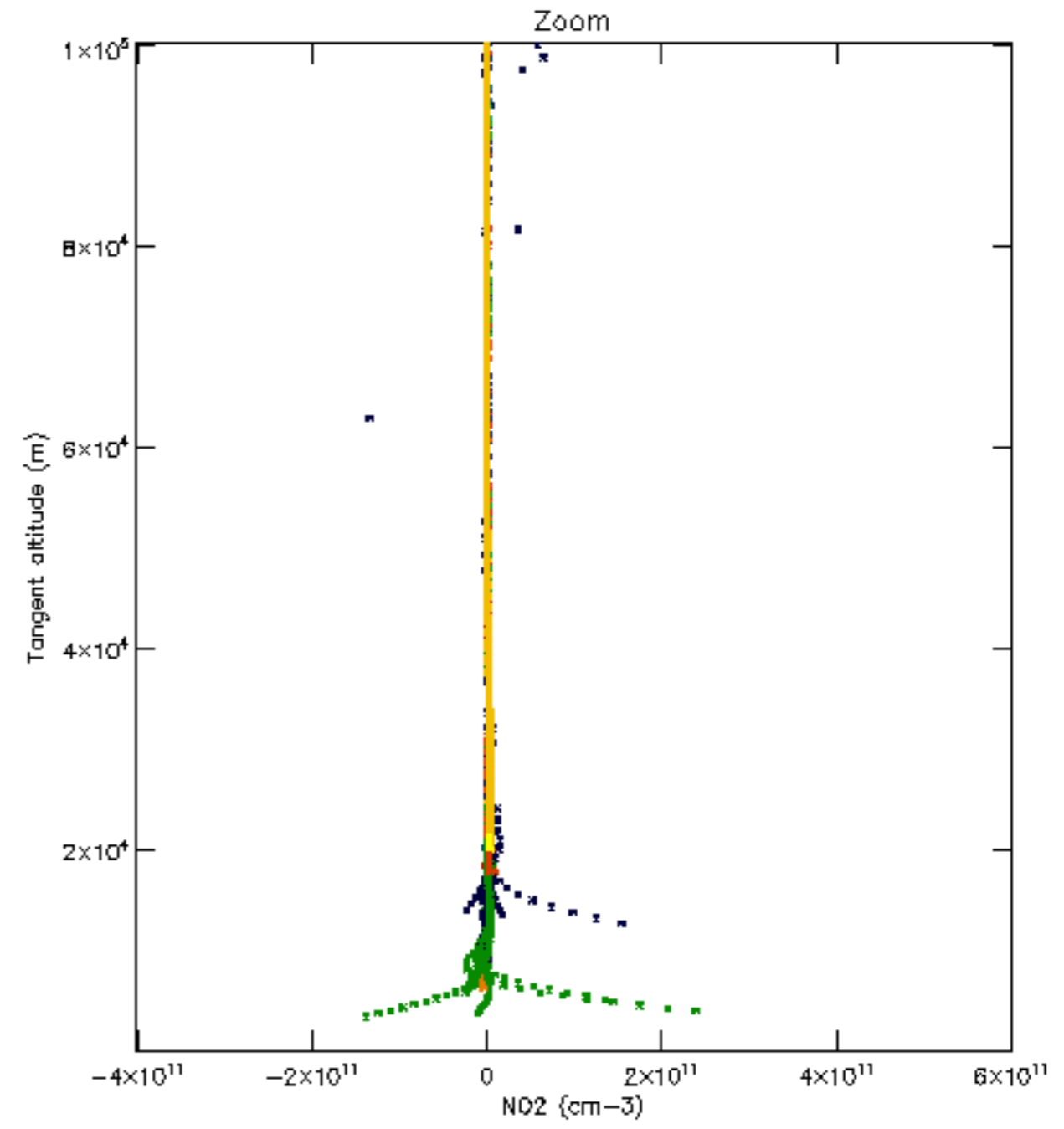
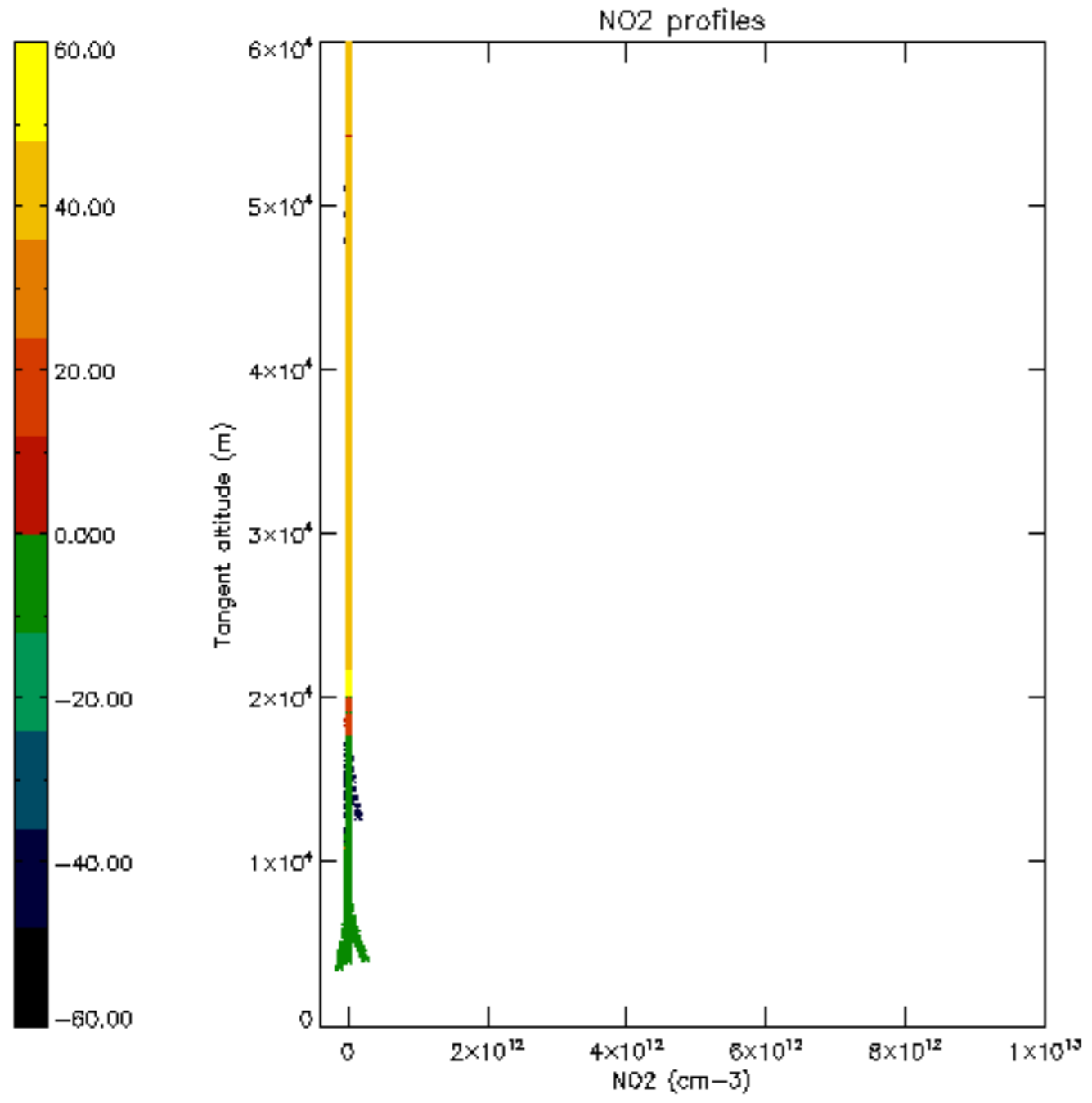


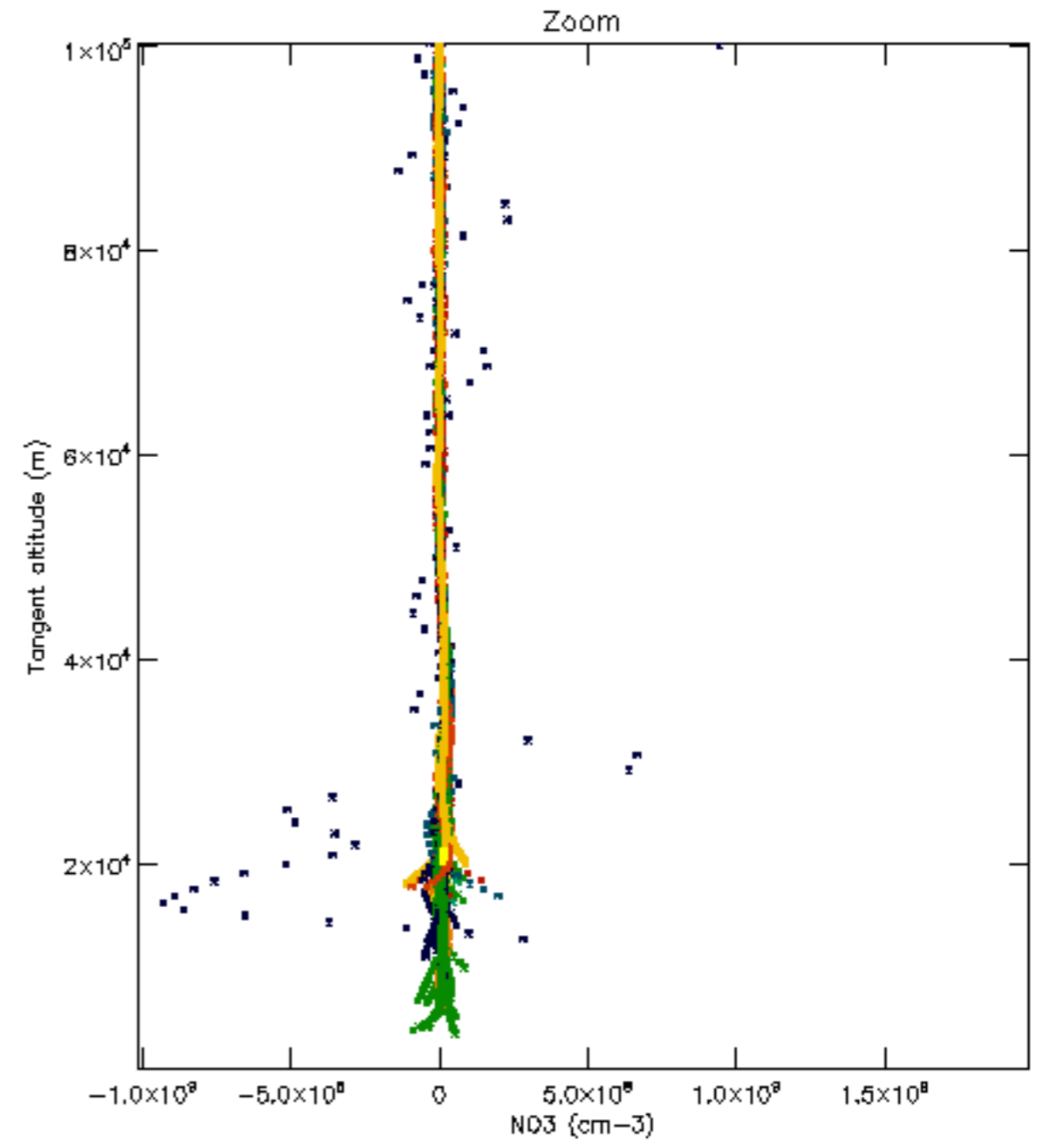
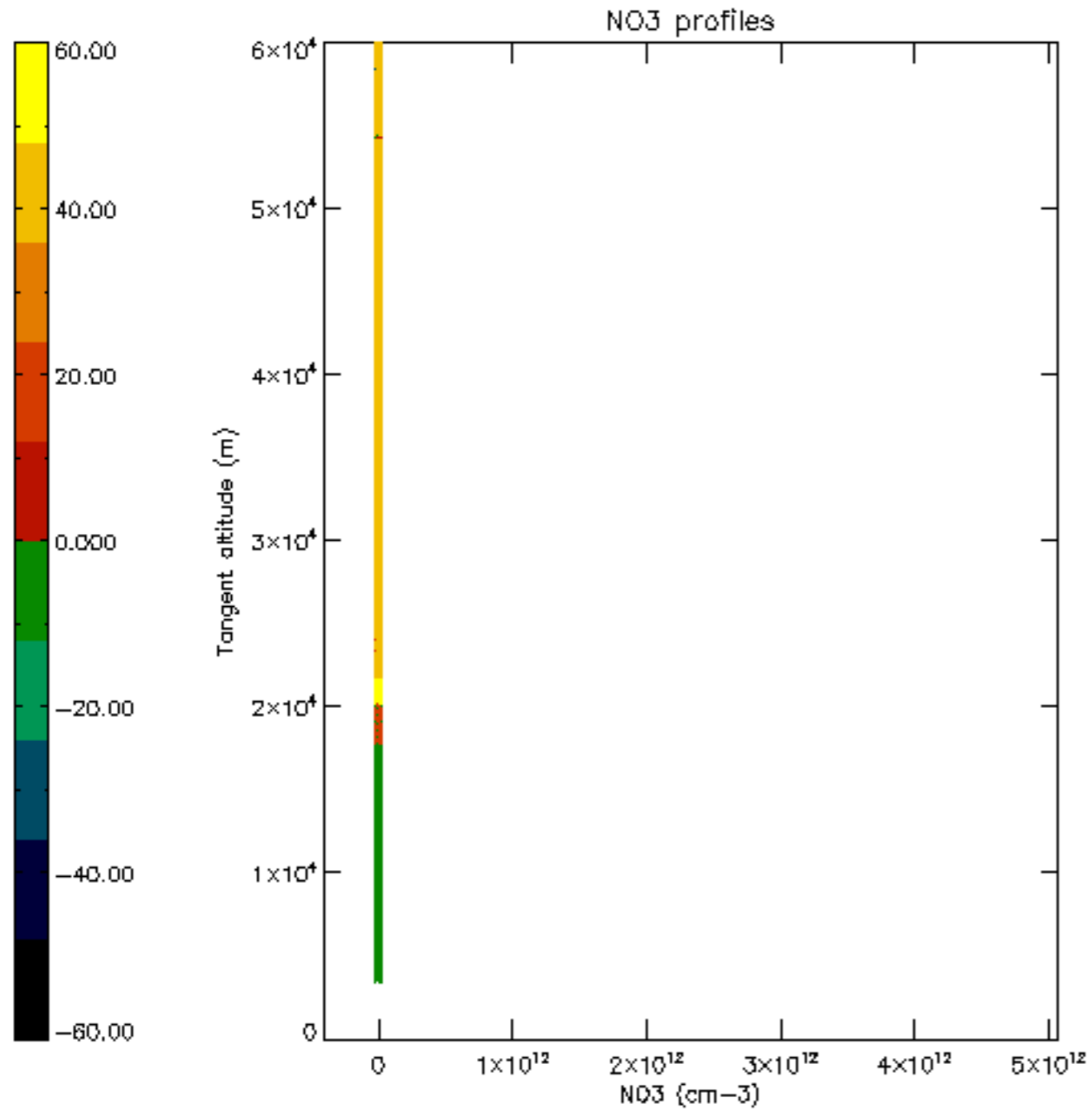


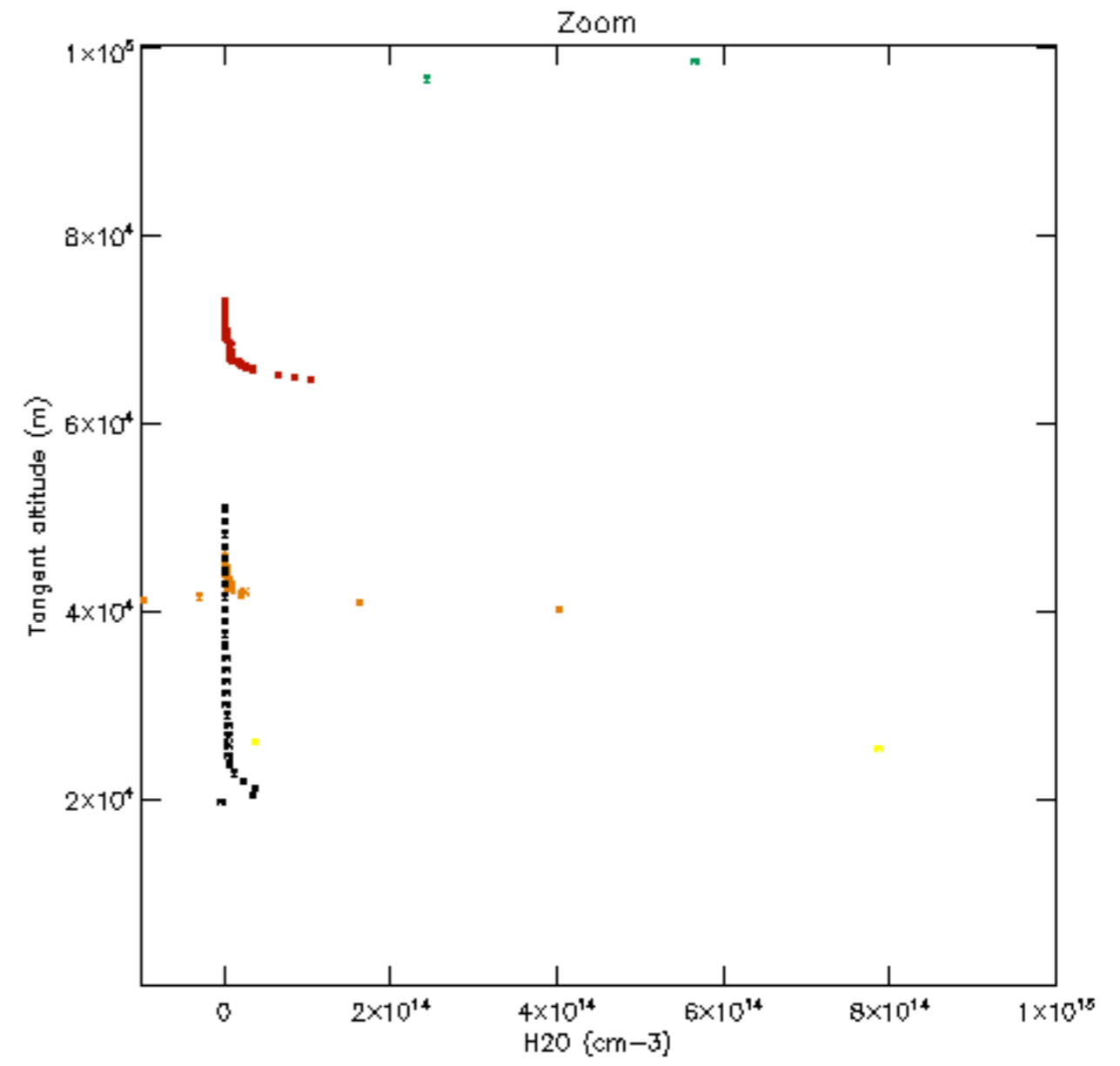
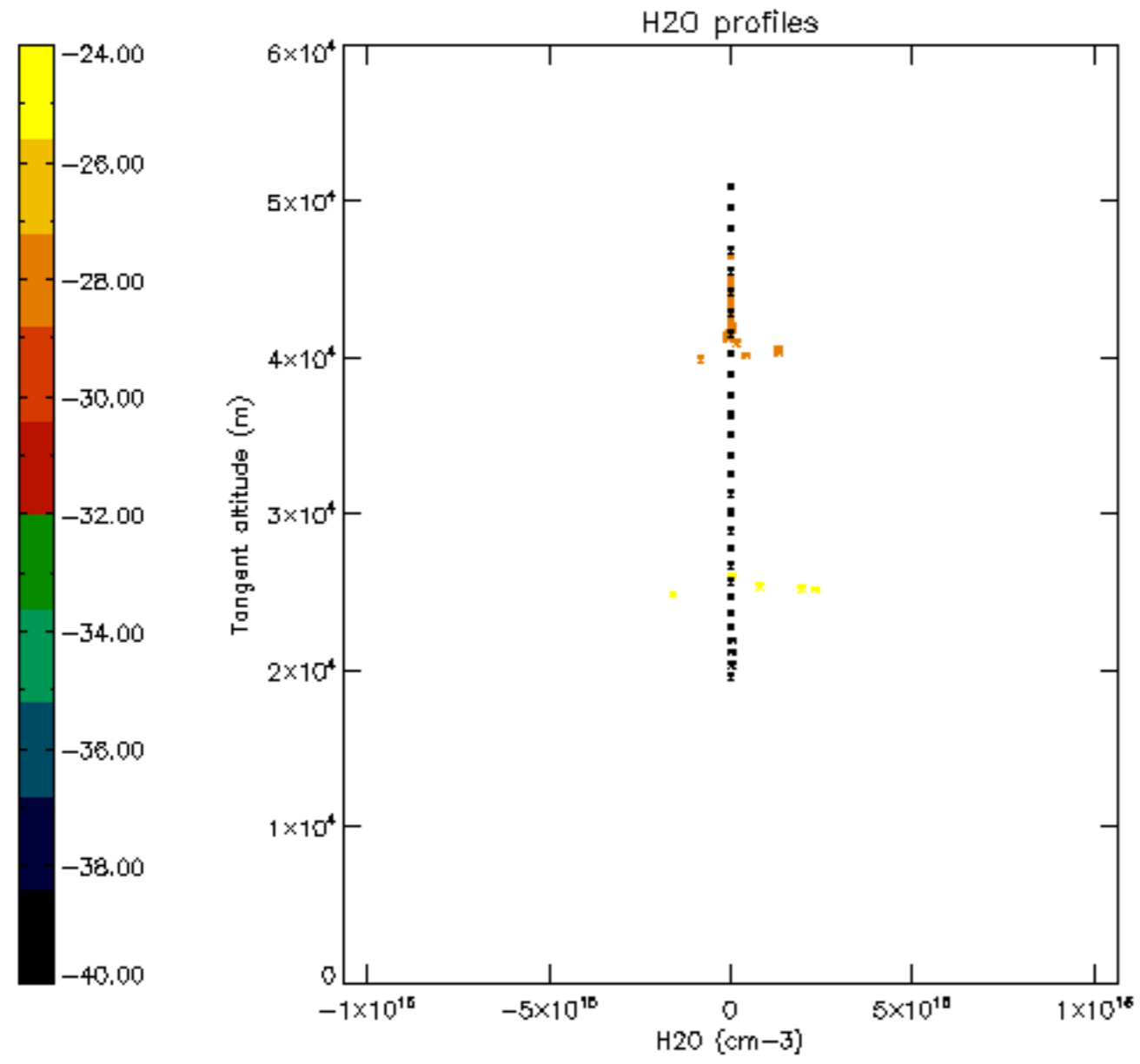


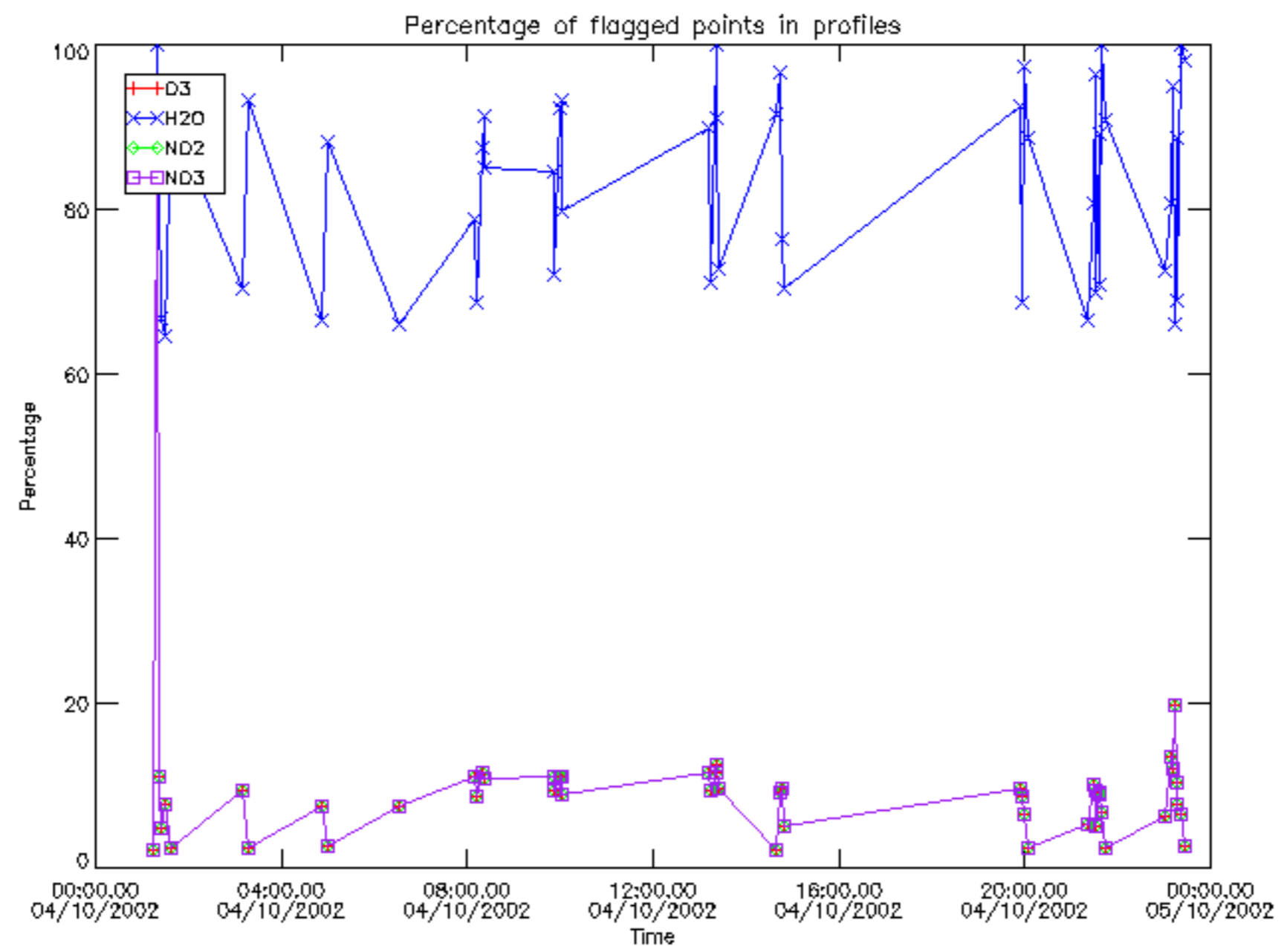




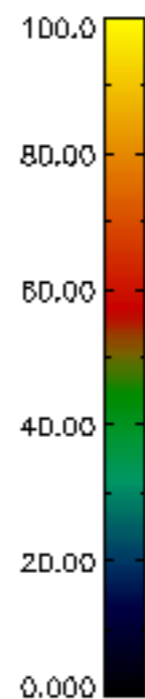
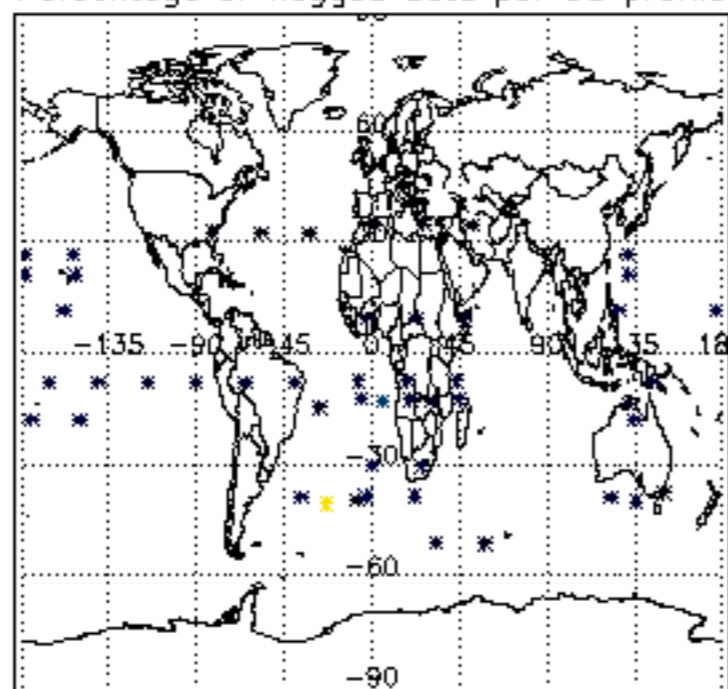




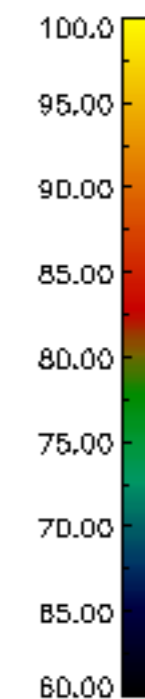
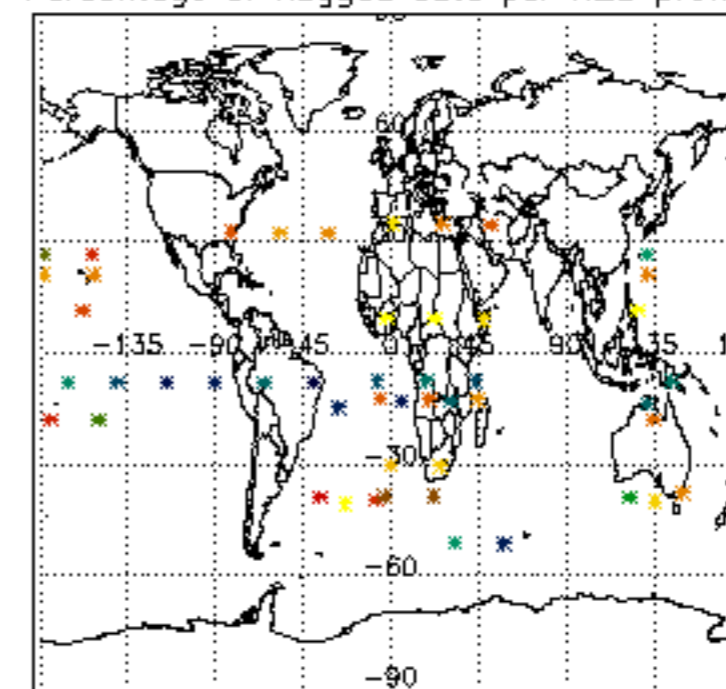




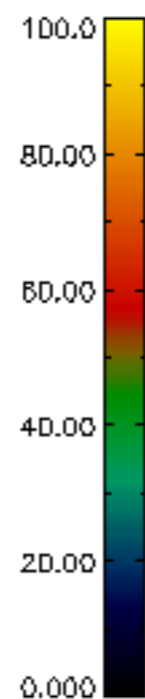
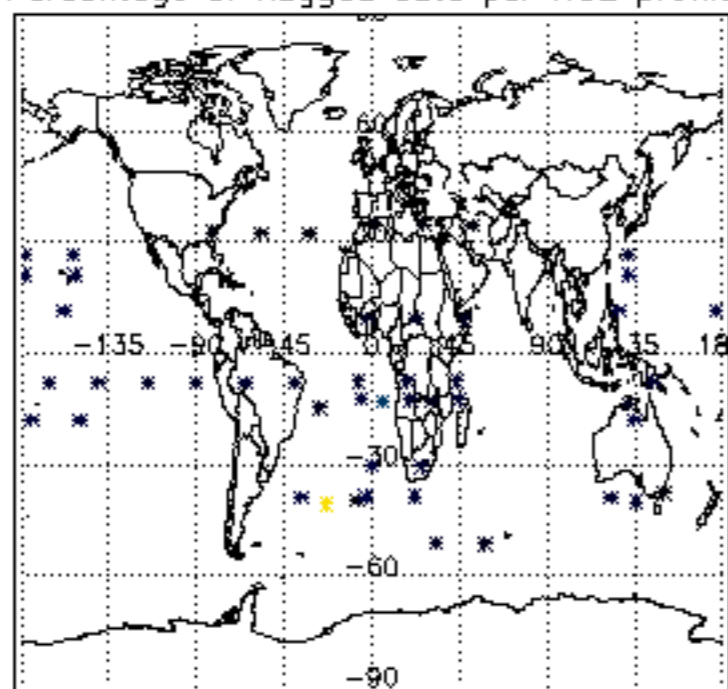
Percentage of flagged data per D3 profile



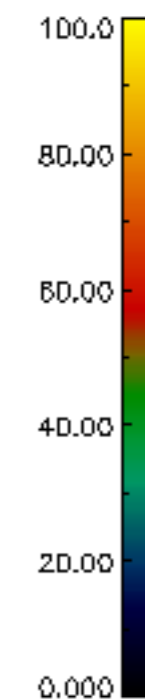
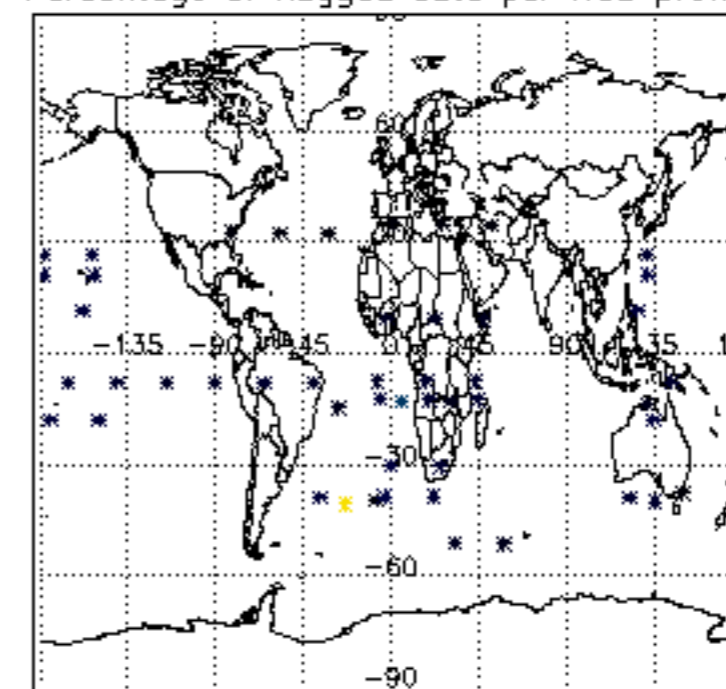
Percentage of flagged data per H2O profile

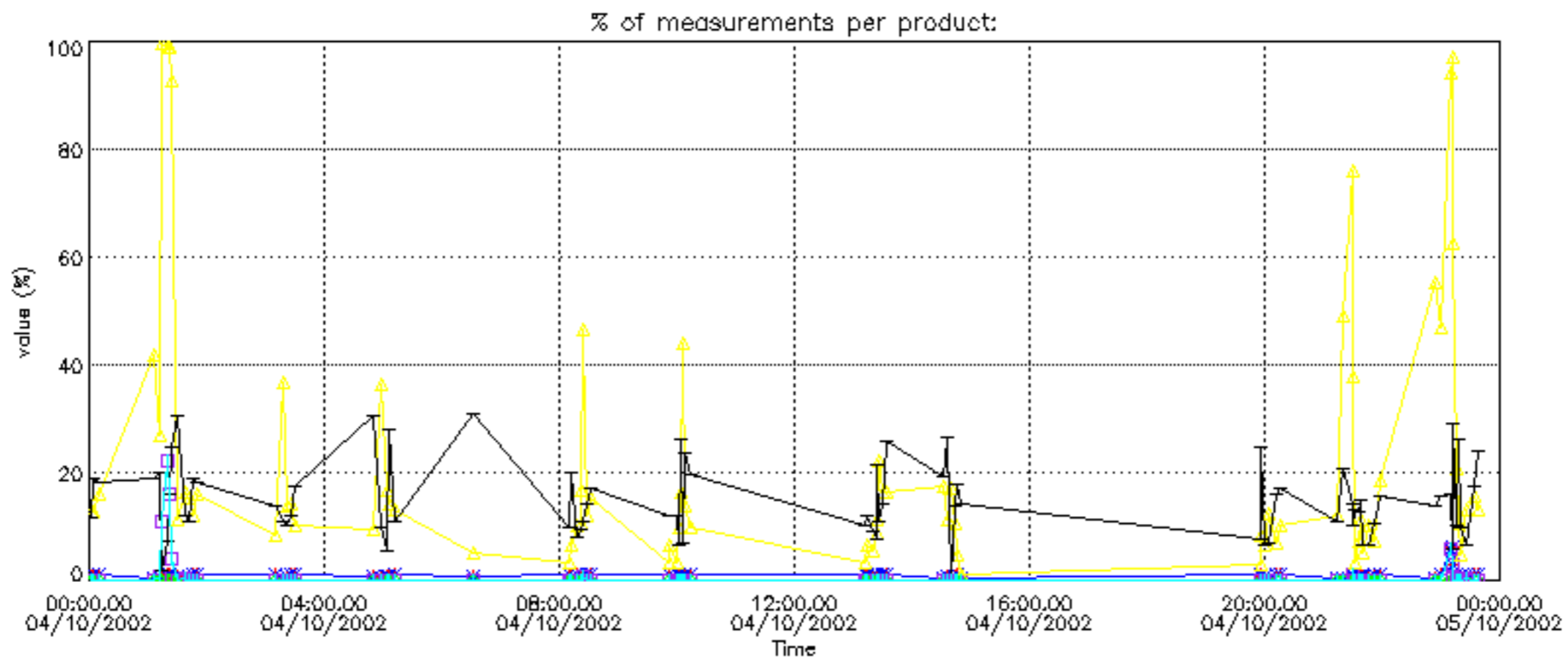
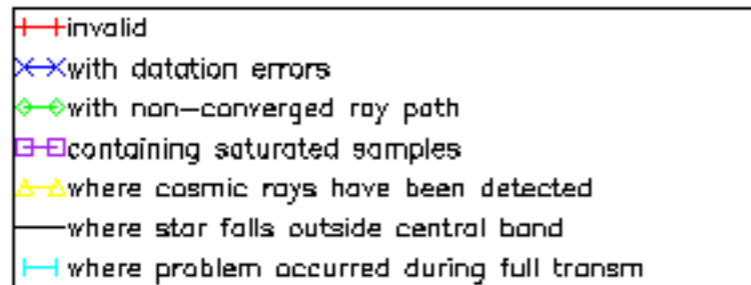


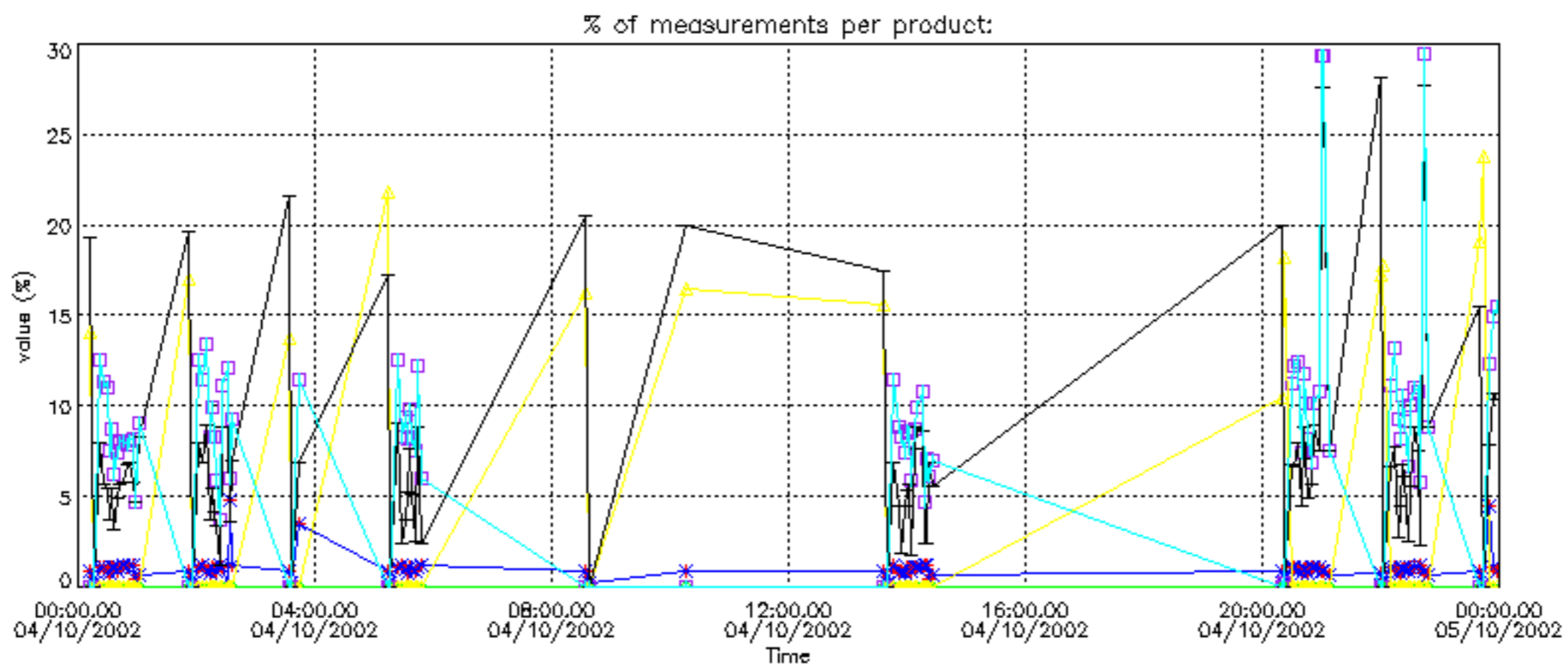
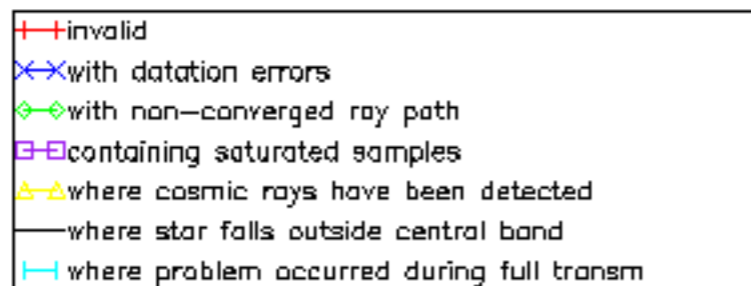
Percentage of flagged data per NO2 profile



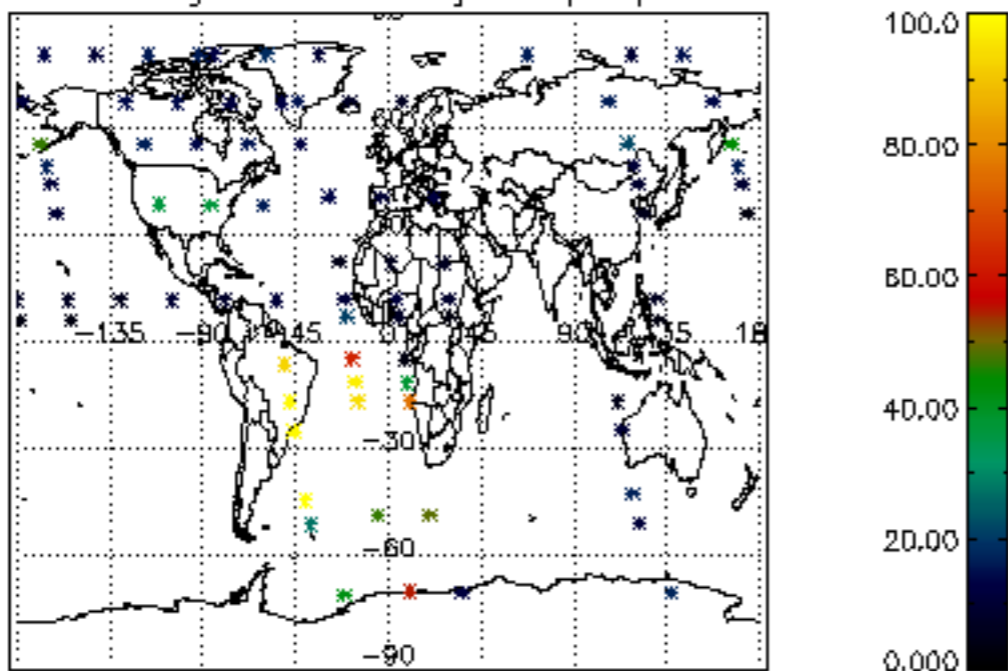
Percentage of flagged data per NO3 profile



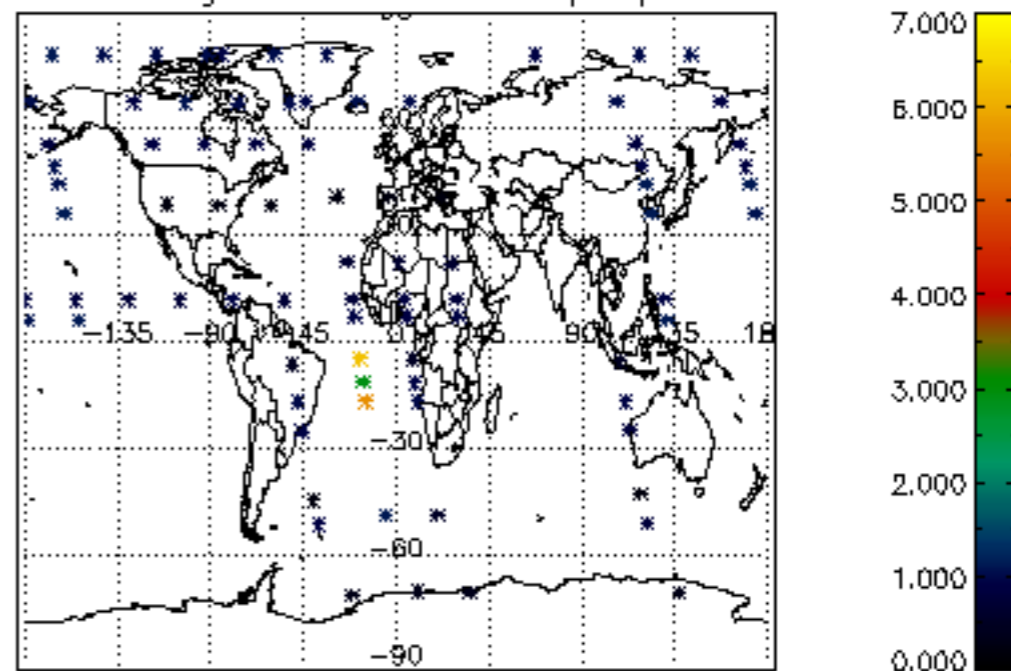




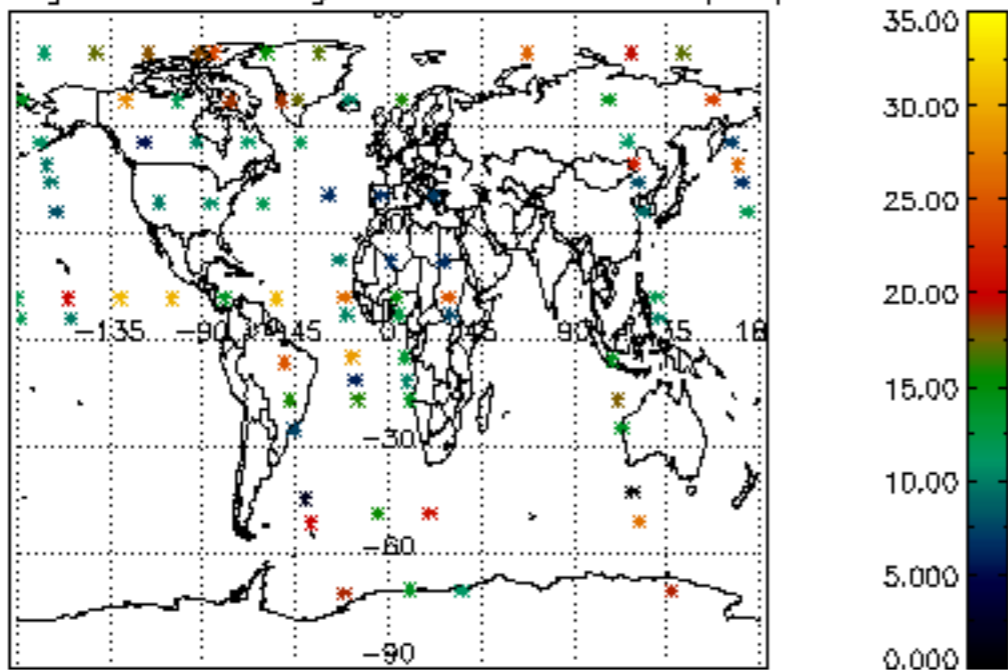
Percentage of cosmic ray hits per profile



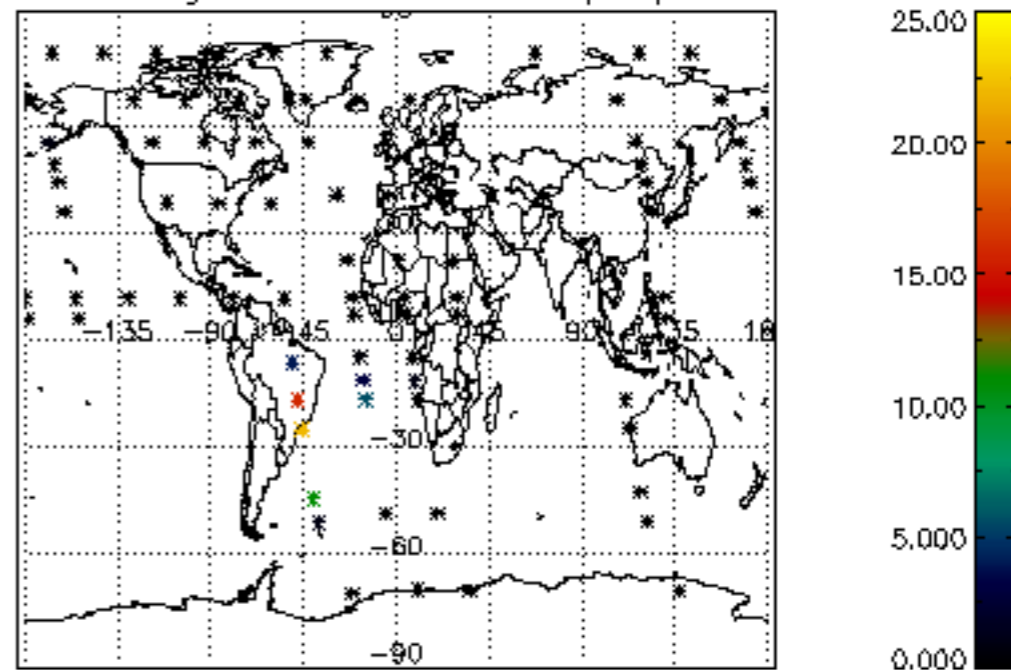
Percentage of datation errors per profile



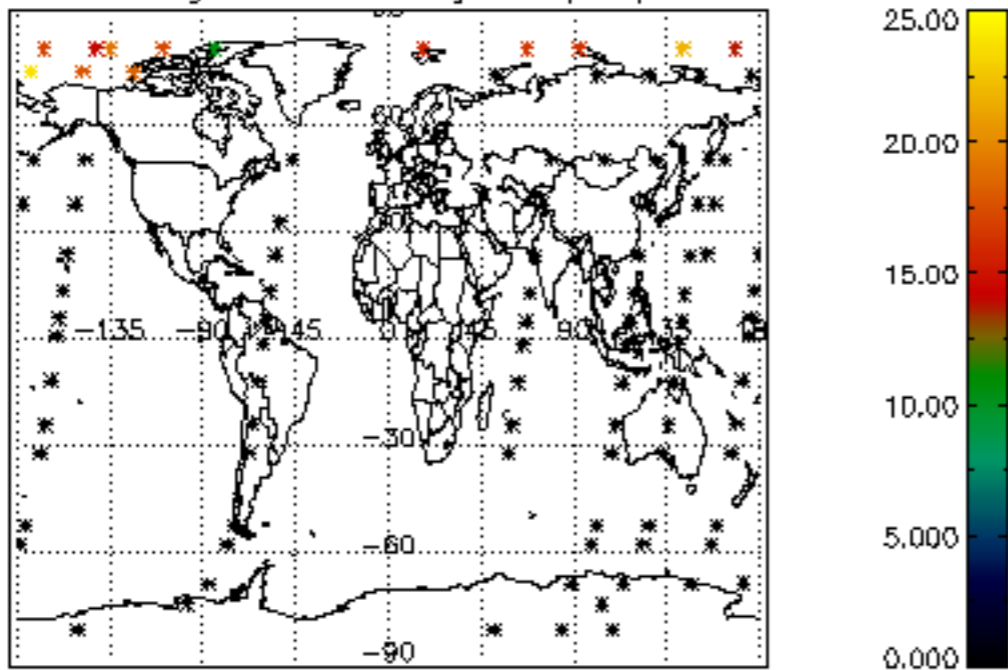
Percentage of star falling outside central band per profile



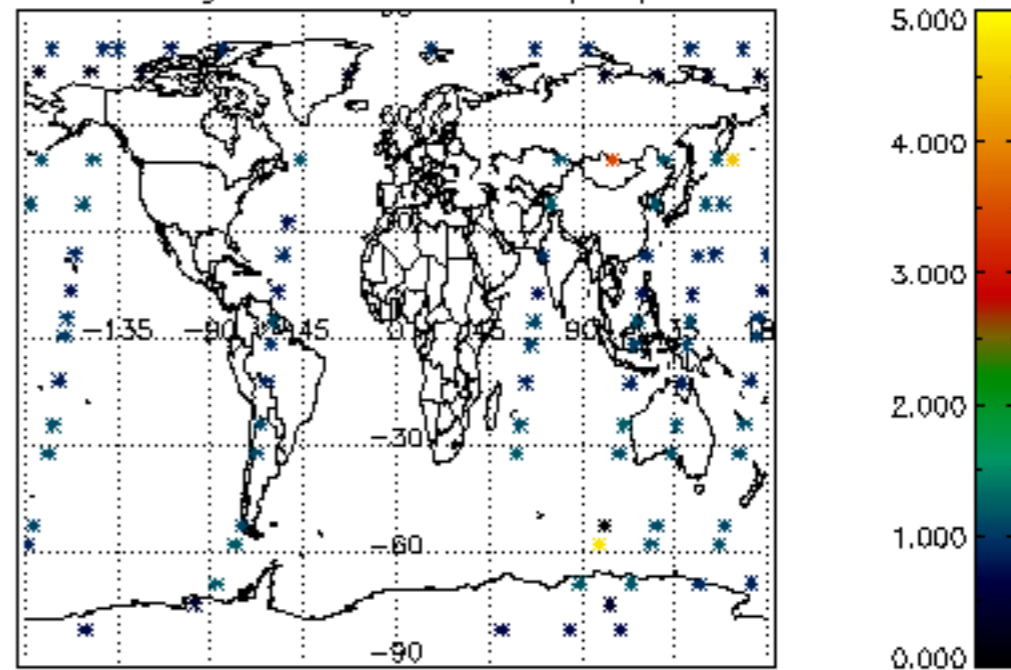
Percentage of saturation errors per profile



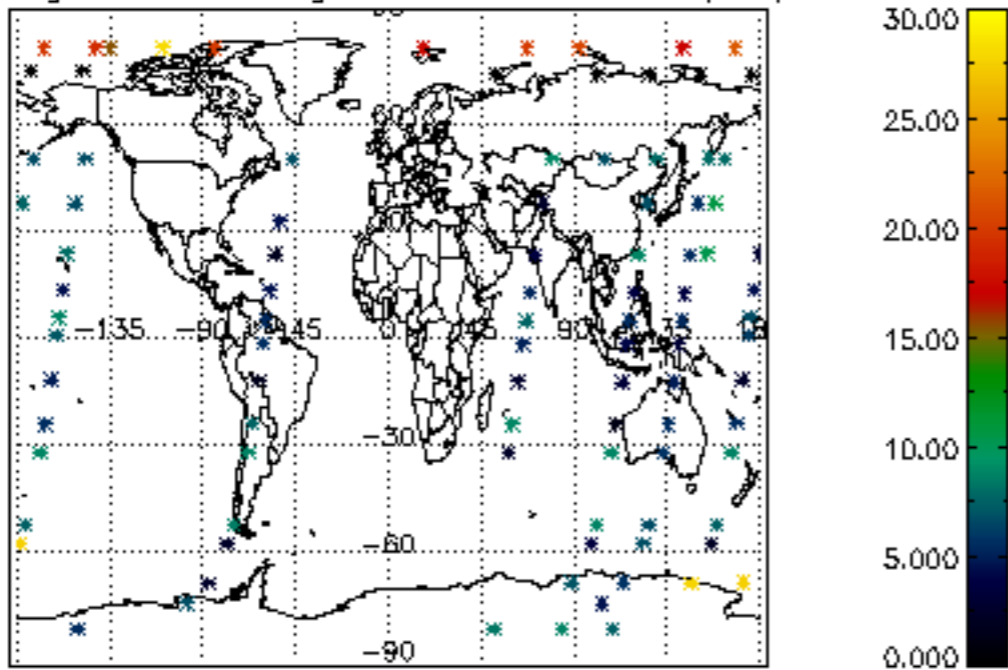
Percentage of cosmic ray hits per profile



Percentage of datation errors per profile



Percentage of star falling outside central band per profile



Percentage of saturation errors per profile

