

GOMOS Level 2 Daily Report

SUMMARY

[1. General Info](#)

[2. Summary of processed GOM_NL_2P products](#)

[3. Level 2 Quality information per product](#)

[3.1 Plot of level 2 quality information per product \(time dependant\)](#)

[3.2 Plot of level 2 quality information per product \(world map\)](#)

[4. Level 1 Quality information per product \(stored on level 2 products\)](#)

[4.1 Plot of level 1 quality information per product \(time dependant\)](#)

[4.1.1 Plot of level 1 quality information per product \(time dependant\): ASCENDING](#)

[4.1.2 Plot of level 1 quality information per product \(time dependant\): DESCENDING](#)

[4.2 Plot of level 1 quality information per product \(world map\)](#)

[4.2.1 Plot of level 1 quality information per product \(world map\): ASCENDING](#)

[4.2.2 Plot of level 1 quality information per product \(world map\): DESCENDING](#)

[5. Ozone profiles based on quality statistics and other trace gas profiles](#)

[5.1 Ozone statistics based on quality of products](#)

[5.2 Plot ozone profiles for all STD \(dark without errors\)](#)

[5.3 Plot ozone profiles where STD < 20% \(dark without errors\)](#)

[5.4. Plot ozone profiles where STD < 10% \(dark without errors\)](#)

[5.5. Plot ozone profiles where STD < 5% \(dark without errors\)](#)

[5.6 Plot NO2 profiles for all STD \(dark without errors\)](#)

[5.7 Plot NO3 profiles for all STD \(dark without errors\)](#)

[5.8 Plot H2O profiles \(only for occultations of stars 1,2,3,4,13,14,16,26,63 dark without errors\) for all STD](#)

[6. Auxiliary Data Files used for the production reported in section 2](#)

This report presents the daily analysis on parameters extracted from GOMOS level 2 data (GOM_NL__2P). It is intended to monitor some important parameters that will impact the quality of these products. A list of level 2 products (and content) that have arrived during the reporting day to the PCF is also given.

Item	Value
Time of report generation	17APR2013 19:06:30
Data source version	GOMOS/6.01
Start time of products	03-10-2002 (03OCT2002 00:00:00)
Stop time of products	04-10-2002 (04OCT2002 00:00:00)
Store outputs in DB	Yes
Nb of level 2 prods	170
Nb of prods with errors	0

2. Summary of processed GOM_NL__2P products.

Nr	Filename	UTC Start time	Limb	Duration	Star Id	Star Name	Star Mag	Star Temp	Nb Meas	Orbit	Prod. error
1	GOM_NL__2PRFIN20021003_002035_000000672010_00031_03091_8778.N1	03-OCT-2002 00:20:35	Dark	66.500	2	Alp Car	-0.73600	7000.0	133	3091	No
2	GOM_NL__2PRFIN20021003_002306_000000772010_00031_03091_8779.N1	03-OCT-2002 00:23:06	Dark	76.500	108	Alp Col	2.6520	15200.	153	3091	No
3	GOM_NL__2PRFIN20021003_002732_000000432010_00031_03091_8780.N1	03-OCT-2002 00:27:32	Dark	42.500	135	Bet Hyi	2.8200	5800.0	85	3091	No
4	GOM_NL__2PRFIN20021003_002947_000000462010_00031_03091_8781.N1	03-OCT-2002 00:29:47	Dark	46.000	143	Alp Hyi	2.8570	7200.0	92	3091	No
5	GOM_NL__2PRFIN20021003_003114_000000472010_00031_03091_8782.N1	03-OCT-2002 00:31:14	Dark	47.000	9	Alp Eri	0.45300	24000.	94	3091	No
6	GOM_NL__2PRFIN20021003_003257_000000592010_00031_03091_8783.N1	03-OCT-2002 00:32:57	Straylight	58.500	157	The1Eri	2.9060	9300.0	117	3091	No
7	GOM_NL__2PRFIN20021003_003631_000000512010_00031_03091_8784.N1	03-OCT-2002 00:36:31	Straylight	50.500	63	Bet Gru	2.1500	2800.0	101	3091	No
8	GOM_NL__2PRFIN20021003_004111_000000512010_00031_03091_8785.N1	03-OCT-2002 00:41:11	Straylight	50.500	18	24Alp PsA	1.1660	9700.0	101	3091	No
9	GOM_NL__2PRFIN20021003_004325_000000542010_00031_03091_8786.N1	03-OCT-2002 00:43:25	Straylight	53.500	52	16Bet Cet	2.0370	4500.0	107	3091	No
10	GOM_NL__2PRFIN20021003_004956_000000452010_00031_03091_8787.N1	03-OCT-2002 00:49:56	Bright	45.000	162	34Alp Aqr	2.9440	5350.0	90	3091	No
11	GOM_NL__2PRFIN20021003_005334_000000442010_00031_03091_8788.N1	03-OCT-2002 00:53:34	Bright	43.500	90	54Alp Peg	2.4870	11000.	87	3091	No
12	GOM_NL__2PRFIN20021003_005711_000000442010_00031_03091_8789.N1	03-OCT-2002 00:57:11	Bright	44.000	93	53Bet Peg	2.5200	3100.0	88	3091	No
13	GOM_NL__2PRFIN20021003_005900_000000722010_00031_03091_8790.N1	03-OCT-2002 00:59:00	Bright	71.500	105	6Bet Ari	2.6450	8900.0	143	3091	No
14	GOM_NL__2PRFIN20021003_010126_000000572010_00031_03091_8791.N1	03-OCT-2002 01:01:26	Bright	56.500	53	43Bet And	2.0480	3300.0	113	3091	No
15	GOM_NL__2PRFIN20021003_010629_000000472010_00031_03091_8792.N1	03-OCT-2002 01:06:29	Bright	47.000	74	11Bet Cas	2.2680	6600.0	94	3091	No
16	GOM_NL__2PRFIN20021003_010823_000000492010_00031_03091_8793.N1	03-OCT-2002 01:08:23	Bright	48.500	110	37Del Cas	2.6780	8900.0	97	3091	No
17	GOM_NL__2PRFIN20021003_011128_000000612010_00031_03091_8794.N1	03-OCT-2002 01:11:28	Bright	61.000	160	23Gam Per	2.9300	4700.0	122	3091	No
18	GOM_NL__2PRFIN20021003_011433_000000432010_00031_03091_8795.N1	03-OCT-2002 01:14:33	Bright	43.000	49	1Alp UMi	1.9900	6300.0	86	3091	No
19	GOM_NL__2PRFIN20021003_020112_000000632010_00032_03092_8778.N1	03-OCT-2002 02:01:12	Dark	63.000	2	Alp Car	-0.73600	7000.0	126	3092	No
20	GOM_NL__2PRFIN20021003_020343_000000752010_00032_03092_8779.N1	03-OCT-2002 02:03:43	Dark	74.500	108	Alp Col	2.6520	15200.	149	3092	No
21	GOM_NL__2PRFIN20021003_020809_000000482010_00032_03092_8780.N1	03-OCT-2002 02:08:09	Dark	47.500	135	Bet Hyi	2.8200	5800.0	95	3092	No
22	GOM_NL__2PRFIN20021003_021024_000000452010_00032_03092_8781.N1	03-OCT-2002 02:10:24	Dark	45.000	143	Alp Hyi	2.8570	7200.0	90	3092	No
23	GOM_NL__2PRFIN20021003_021151_000000522010_00032_03092_8782.N1	03-OCT-2002 02:11:51	Dark	52.000	9	Alp Eri	0.45300	24000.	104	3092	No
24	GOM_NL__2PRFIN20021003_021334_000000582010_00032_03092_8783.N1	03-OCT-2002 02:13:34	Straylight	58.000	157	The1Eri	2.9060	9300.0	116	3092	No
25	GOM_NL__2PRFIN20021003_021707_000000522010_00032_03092_8784.N1	03-OCT-2002 02:17:07	Straylight	51.500	63	Bet Gru	2.1500	2800.0	103	3092	No
26	GOM_NL__2PRFIN20021003_022147_000000522010_00032_03092_8785.N1	03-OCT-2002 02:21:47	Straylight	51.500	18	24Alp PsA	1.1660	9700.0	103	3092	No
27	GOM_NL__2PRFIN20021003_022402_000000602010_00032_03092_8786.N1	03-OCT-2002 02:24:02	Straylight	60.000	52	16Bet Cet	2.0370	4500.0	120	3092	No
28	GOM_NL__2PRFIN20021003_023033_000000452010_00032_03092_8787.N1	03-OCT-2002 02:30:33	Bright	45.000	162	34Alp Aqr	2.9440	5350.0	90	3092	No
29	GOM_NL__2PRFIN20021003_023411_000000432010_00032_03092_8788.N1	03-OCT-2002 02:34:11	Bright	43.000	90	54Alp Peg	2.4870	11000.	86	3092	No
30	GOM_NL__2PRFIN20021003_023748_000000442010_00032_03092_8789.N1	03-OCT-2002 02:37:48	Bright	43.500	93	53Bet Peg	2.5200	3100.0	87	3092	No
31	GOM_NL__2PRFIN20021003_023935_000000702010_00032_03092_8790.N1	03-OCT-2002 02:39:35	Bright	70.000	105	6Bet Ari	2.6450	8900.0	140	3092	No
32	GOM_NL__2PRFIN20021003_024202_000000582010_00032_03092_8791.N1	03-OCT-2002 02:42:02	Bright	57.500	53	43Bet And	2.0480	3300.0	115	3092	No
33	GOM_NL__2PRFIN20021003_024705_000000452010_00032_03092_8792.N1	03-OCT-2002 02:47:05	Bright	44.500	74	11Bet Cas	2.2680	6600.0	89	3092	No
34	GOM_NL__2PRFIN20021003_024859_000000482010_00032_03092_8793.N1	03-OCT-2002 02:48:59	Bright	48.000	110	37Del Cas	2.6780	8900.0	96	3092	No
35	GOM_NL__2PRFIN20021003_025203_000000612010_00032_03092_8794.N1	03-OCT-2002 02:52:03	Bright	61.000	160	23Gam Per	2.9300	4700.0	122	3092	No
36	GOM_NL__2PRFIN20021003_025509_000000422010_00032_03092_8795.N1	03-OCT-2002 02:55:09	Bright	42.000	49	1Alp UMi	1.9900	6300.0	84	3092	No
37	GOM_NL__2PRFIN20021003_025720_000000442010_00032_03092_8796.N1	03-OCT-2002 02:57:20	Bright	43.500	60	7Bet UMi	2.0810	3950.0	87	3092	No
38	GOM_NL__2PRFIN20021003_030309_000000442010_00032_03092_8797.N1	03-OCT-2002 03:03:09	Bright	43.500	36	50Alp UMa	1.8000	6300.0	87	3092	No
39	GOM_NL__2PRFIN20021003_030440_000000422010_00032_03092_8798.N1	03-OCT-2002 03:04:40	Bright	42.000	82	48Bet UMa	2.3650	10600.	84	3092	No
40	GOM_NL__2PRFIN20021003_030754_000000422010_00032_03092_8799.N1	03-OCT-2002 03:07:54	Bright	42.000	174	52Psi UMa	3.0040	4400.0	84	3092	No
41	GOM_NL__2PRFIN20021003_034148_000000552010_00033_03093_8778.N1	03-OCT-2002 03:41:48	Dark	54.500	2	Alp Car	-0.73600	7000.0	109	3093	No
42	GOM_NL__2PRFIN20021003_034421_000000732010_00033_03093_8779.N1	03-OCT-2002 03:44:21	Dark	72.500	108	Alp Col	2.6520	15200.	145	3093	No

43	GOM_NL__2PRFIN20021003_034845_000000432010_00033_03093_8780.N1	03-OCT-2002 03:48:45	Dark	43.000	135	Bet Hyi	2.8200	5800.0	86	3093	No
44	GOM_NL__2PRFIN20021003_035100_000000462010_00033_03093_8781.N1	03-OCT-2002 03:51:00	Dark	46.000	143	Alp Hyi	2.8570	7200.0	92	3093	No
45	GOM_NL__2PRFIN20021003_035227_000000492010_00033_03093_8782.N1	03-OCT-2002 03:52:27	Dark	48.500	9	Alp Eri	0.45300	24000.	97	3093	No
46	GOM_NL__2PRFIN20021003_035410_000000592010_00033_03093_8783.N1	03-OCT-2002 03:54:10	Straylight	58.500	157	The1Eri	2.9060	9300.0	117	3093	No
47	GOM_NL__2PRFIN20021003_035743_000000502010_00033_03093_8784.N1	03-OCT-2002 03:57:43	Straylight	50.000	63	Bet Gru	2.1500	2800.0	100	3093	No
48	GOM_NL__2PRFIN20021003_040223_000000462010_00033_03093_8785.N1	03-OCT-2002 04:02:23	Straylight	45.500	18	24Alp PsA	1.1660	9700.0	91	3093	No
49	GOM_NL__2PRFIN20021003_040437_000000572010_00033_03093_8786.N1	03-OCT-2002 04:04:37	Straylight	57.000	52	16Bet Cet	2.0370	4500.0	114	3093	No
50	GOM_NL__2PRFIN20021003_041109_000000462010_00033_03093_8787.N1	03-OCT-2002 04:11:09	Bright	45.500	162	34Alp Aqr	2.9440	5350.0	91	3093	No
51	GOM_NL__2PRFIN20021003_041447_000000442010_00033_03093_8788.N1	03-OCT-2002 04:14:47	Bright	44.000	90	54Alp Peg	2.4870	11000.	88	3093	No
52	GOM_NL__2PRFIN20021003_041824_000000432010_00033_03093_8789.N1	03-OCT-2002 04:18:24	Bright	42.500	93	53Bet Peg	2.5200	3100.0	85	3093	No
53	GOM_NL__2PRFIN20021003_042010_000000732010_00033_03093_8790.N1	03-OCT-2002 04:20:10	Bright	72.500	105	6Bet Ari	2.6450	8900.0	145	3093	No
54	GOM_NL__2PRFIN20021003_042237_000000572010_00033_03093_8791.N1	03-OCT-2002 04:22:37	Bright	56.500	53	43Bet And	2.0480	3300.0	113	3093	No
55	GOM_NL__2PRFIN20021003_042741_000000462010_00033_03093_8792.N1	03-OCT-2002 04:27:41	Bright	46.000	74	11Bet Cas	2.2680	6600.0	92	3093	No
56	GOM_NL__2PRFIN20021003_042934_000000502010_00033_03093_8793.N1	03-OCT-2002 04:29:34	Bright	49.500	110	37Del Cas	2.6780	8900.0	99	3093	No
57	GOM_NL__2PRFIN20021003_043238_000000602010_00033_03093_8794.N1	03-OCT-2002 04:32:38	Bright	59.500	160	23Gam Per	2.9300	4700.0	119	3093	No
58	GOM_NL__2PRFIN20021003_052225_000000672010_00034_03094_8798.N1	03-OCT-2002 05:22:25	Dark	67.000	2	Alp Car	-0.73600	7000.0	134	3094	No
59	GOM_NL__2PRFIN20021003_052458_000000752010_00034_03094_8799.N1	03-OCT-2002 05:24:58	Dark	74.500	108	Alp Col	2.6520	15200.	149	3094	No
60	GOM_NL__2PRFIN20021003_052921_000000442010_00034_03094_8800.N1	03-OCT-2002 05:29:21	Dark	44.000	135	Bet Hyi	2.8200	5800.0	88	3094	No
61	GOM_NL__2PRFIN20021003_053136_000000462010_00034_03094_8801.N1	03-OCT-2002 05:31:36	Dark	45.500	143	Alp Hyi	2.8570	7200.0	91	3094	No
62	GOM_NL__2PRFIN20021003_053304_000000572010_00034_03094_8802.N1	03-OCT-2002 05:33:04	Dark	56.500	9	Alp Eri	0.45300	24000.	113	3094	No
63	GOM_NL__2PRFIN20021003_053447_000000582010_00034_03094_8803.N1	03-OCT-2002 05:34:47	Straylight	57.500	157	The1Eri	2.9060	9300.0	115	3094	No
64	GOM_NL__2PRFIN20021003_053819_000000582010_00034_03094_8804.N1	03-OCT-2002 05:38:19	Straylight	57.500	63	Bet Gru	2.1500	2800.0	115	3094	No
65	GOM_NL__2PRFIN20021003_054259_000000532010_00034_03094_8805.N1	03-OCT-2002 05:42:59	Straylight	52.500	18	24Alp PsA	1.1660	9700.0	105	3094	No
66	GOM_NL__2PRFIN20021003_054513_000000552010_00034_03094_8806.N1	03-OCT-2002 05:45:13	Straylight	54.500	52	16Bet Cet	2.0370	4500.0	109	3094	No
67	GOM_NL__2PRFIN20021003_055145_000000442010_00034_03094_8807.N1	03-OCT-2002 05:51:45	Bright	44.000	162	34Alp Aqr	2.9440	5350.0	88	3094	No
68	GOM_NL__2PRFIN20021003_055522_000000432010_00034_03094_8808.N1	03-OCT-2002 05:55:22	Bright	43.000	90	54Alp Peg	2.4870	11000.	86	3094	No
69	GOM_NL__2PRFIN20021003_055900_000000432010_00034_03094_8809.N1	03-OCT-2002 05:59:00	Bright	42.500	93	53Bet Peg	2.5200	3100.0	85	3094	No
70	GOM_NL__2PRFIN20021003_060045_000000722010_00034_03094_8810.N1	03-OCT-2002 06:00:45	Bright	72.000	105	6Bet Ari	2.6450	8900.0	144	3094	No
71	GOM_NL__2PRFIN20021003_060312_000000532010_00034_03094_8811.N1	03-OCT-2002 06:03:12	Bright	52.500	53	43Bet And	2.0480	3300.0	105	3094	No
72	GOM_NL__2PRFIN20021003_060817_000000472010_00034_03094_8812.N1	03-OCT-2002 06:08:17	Bright	47.000	74	11Bet Cas	2.2680	6600.0	94	3094	No
73	GOM_NL__2PRFIN20021003_061010_000000482010_00034_03094_8813.N1	03-OCT-2002 06:10:10	Bright	48.000	110	37Del Cas	2.6780	8900.0	96	3094	No
74	GOM_NL__2PRFIN20021003_061313_000000622010_00034_03094_8814.N1	03-OCT-2002 06:13:13	Bright	62.000	160	23Gam Per	2.9300	4700.0	124	3094	No
75	GOM_NL__2PRFIN20021003_061621_000000442010_00034_03094_8815.N1	03-OCT-2002 06:16:21	Bright	43.500	49	1Alp UMi	1.9900	6300.0	87	3094	No
76	GOM_NL__2PRFIN20021003_061833_000000452010_00034_03094_8816.N1	03-OCT-2002 06:18:33	Bright	44.500	60	7Bet UMi	2.0810	3950.0	89	3094	No
77	GOM_NL__2PRFIN20021003_062422_000000442010_00034_03094_8817.N1	03-OCT-2002 06:24:22	Bright	43.500	36	50Alp UMa	1.8000	6300.0	87	3094	No
78	GOM_NL__2PRFIN20021003_062552_000000432010_00034_03094_8818.N1	03-OCT-2002 06:25:52	Bright	43.000	82	48Bet UMa	2.3650	10600.	86	3094	No
79	GOM_NL__2PRFIN20021003_062907_000000422010_00034_03094_8819.N1	03-OCT-2002 06:29:07	Bright	41.500	174	52Psi UMa	3.0040	4400.0	83	3094	No
80	GOM_NL__2PRFIN20021003_063107_000001152010_00034_03094_8820.N1	03-OCT-2002 06:31:07	Bright	114.50	107	37The Aur	2.6490	11000.	229	3094	No
81	GOM_NL__2PRFIN20021003_063427_000000722010_00034_03094_8821.N1	03-OCT-2002 06:34:27	Bright	71.500	24	66Alp Gem	1.5800	10200.	143	3094	No
82	GOM_NL__2PRFIN20021003_063929_000001322010_00034_03094_8822.N1	03-OCT-2002 06:39:29	Tw_i_and_stray	132.00	170	27Eps Gem	3.0000	9700.0	264	3094	No
83	GOM_NL__2PRFIN20021003_064545_000000912010_00034_03094_2549.N1	03-OCT-2002 06:45:45	Dark	91.000	8	10Alp CMi	0.40000	6500.0	182	3094	No
84	GOM_NL__2PRFIN20021003_065507_000000582010_00034_03094_2550.N1	03-OCT-2002 06:55:07	Dark	58.000	65	Lam Vel	2.2040	4400.0	116	3094	No
85	GOM_NL__2PRFIN20021003_084338_000000552010_00036_03096_8798.N1	03-OCT-2002 08:43:38	Dark	54.500	2	Alp Car	-0.73600	7000.0	109	3096	No
86	GOM_NL__2PRFIN20021003_084612_000000752010_00036_03096_8799.N1	03-OCT-2002 08:46:12	Dark	75.000	108	Alp Col	2.6520	15200.	150	3096	No
87	GOM_NL__2PRFIN20021003_085004_000001592010_00036_03096_8800.N1	03-OCT-2002 08:50:04	Dark	159.00	139	9Bet Lep	2.8330	5600.0	318	3096	No
88	GOM_NL__2PRFIN20021003_085600_000000602010_00036_03096_8801.N1	03-OCT-2002 08:56:00	Straylight	59.500	157	The1Eri	2.9060	9300.0	119	3096	No
89	GOM_NL__2PRFIN20021003_085931_000000562010_00036_03096_8802.N1	03-OCT-2002 08:59:31	Straylight	56.000	63	Bet Gru	2.1500	2800.0	112	3096	No
90	GOM_NL__2PRFIN20021003_090411_000000502010_00036_03096_8803.N1	03-OCT-2002 09:04:11	Straylight	50.000	18	24Alp PsA	1.1660	9700.0	100	3096	No
91	GOM_NL__2PRFIN20021003_090625_000000582010_00036_03096_8804.N1	03-OCT-2002 09:06:25	Straylight	57.500	52	16Bet Cet	2.0370	4500.0	115	3096	No
92	GOM_NL__2PRFIN20021003_102415_000000552010_00037_03097_8798.N1	03-OCT-2002 10:24:15	Dark	54.500	2	Alp Car	-0.73600	7000.0	109	3097	No
93	GOM_NL__2PRFIN20021003_102650_000000732010_00037_03097_8799.N1	03-OCT-2002 10:26:50	Dark	72.500	108	Alp Col	2.6520	15200.	145	3097	No
94	GOM_NL__2PRFIN20021003_103043_000001552010_00037_03097_8800.N1	03-OCT-2002 10:30:43	Dark	154.50	139	9Bet Lep	2.8330	5600.0	309	3097	No
95	GOM_NL__2PRFIN20021003_103636_000000612010_00037_03097_8801.N1	03-OCT-2002 10:36:36	Straylight	61.000	157	The1Eri	2.9060	9300.0	122	3097	No
96	GOM_NL__2PRFIN20021003_104007_000000542010_00037_03097_8802.N1	03-OCT-2002 10:40:07	Straylight	53.500	63	Bet Gru	2.1500	2800.0	107	3097	No
97	GOM_NL__2PRFIN20021003_104447_000000502010_00037_03097_8803.N1	03-OCT-2002 10:44:47	Straylight	49.500	18	24Alp PsA	1.1660	9700.0	99	3097	No
98	GOM_NL__2PRFIN20021003_104701_000000582010_00037_03097_8804.N1	03-OCT-2002 10:47:01	Straylight	58.000	52	16Bet Cet	2.0370	4500.0	116	3097	No
99	GOM_NL__2PRFIN20021003_120451_000000552010_00038_03098_8798.N1	03-OCT-2002 12:04:51	Dark	54.500	2	Alp Car	-0.73600	7000.0	109	3098	No
100	GOM_NL__2PRFIN20021003_120728_000000732010_00038_03098_8799.N1	03-OCT-2002 12:07:28	Dark	73.000	108	Alp Col	2.6520	15200.	146	3098	No
101	GOM_NL__2PRFIN20021003_121122_000001532010_00038_03098_8800.N1	03-OCT-2002 12:11:22	Dark	153.00	139	9Bet Lep	2.8330	5600.0	306	3098	No

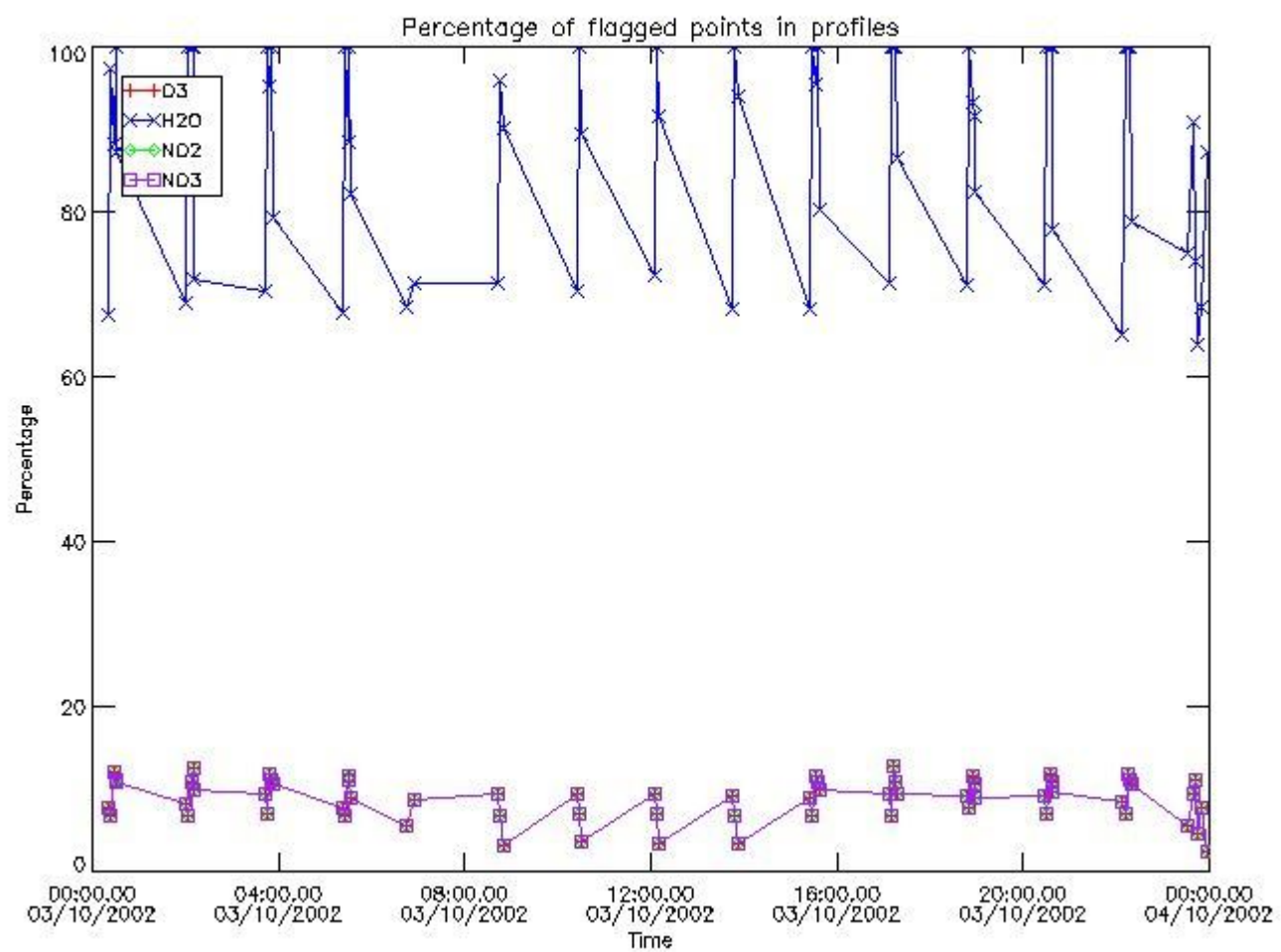
102	GOM_NL__2PRFIN20021003_121713_000000582010_00038_03098_8801.N1	03-OCT-2002 12:17:13	Straylight	58.000	157	The1Eri	2.9060	9300.0	116	3098	No
103	GOM_NL__2PRFIN20021003_122043_000000562010_00038_03098_8802.N1	03-OCT-2002 12:20:43	Straylight	55.500	63	Bet Gru	2.1500	2800.0	111	3098	No
104	GOM_NL__2PRFIN20021003_122524_000000492010_00038_03098_8803.N1	03-OCT-2002 12:25:24	Straylight	49.000	18	24Alp PsA	1.1660	9700.0	98	3098	No
105	GOM_NL__2PRFIN20021003_122738_000000572010_00038_03098_8804.N1	03-OCT-2002 12:27:38	Straylight	57.000	52	16Bet Cet	2.0370	4500.0	114	3098	No
106	GOM_NL__2PRFIN20021003_134528_000000562010_00039_03099_8798.N1	03-OCT-2002 13:45:28	Dark	55.500	2	Alp Car	-0.73600	7000.0	111	3099	No
107	GOM_NL__2PRFIN20021003_134805_000000772010_00039_03099_8799.N1	03-OCT-2002 13:48:05	Dark	76.500	108	Alp Col	2.6520	15200.	153	3099	No
108	GOM_NL__2PRFIN20021003_135200_000001492010_00039_03099_8800.N1	03-OCT-2002 13:52:00	Dark	149.00	139	9Bet Lep	2.8330	5600.0	298	3099	No
109	GOM_NL__2PRFIN20021003_135750_000000592010_00039_03099_8801.N1	03-OCT-2002 13:57:50	Straylight	59.000	157	The1Eri	2.9060	9300.0	118	3099	No
110	GOM_NL__2PRFIN20021003_140120_000000542010_00039_03099_8802.N1	03-OCT-2002 14:01:20	Straylight	54.000	63	Bet Gru	2.1500	2800.0	108	3099	No
111	GOM_NL__2PRFIN20021003_140600_000000492010_00039_03099_8803.N1	03-OCT-2002 14:06:00	Straylight	49.000	18	24Alp PsA	1.1660	9700.0	98	3099	No
112	GOM_NL__2PRFIN20021003_152604_000000572010_00040_03100_8798.N1	03-OCT-2002 15:26:04	Dark	57.000	2	Alp Car	-0.73600	7000.0	114	3100	No
113	GOM_NL__2PRFIN20021003_152842_000000752010_00040_03100_8799.N1	03-OCT-2002 15:28:42	Dark	74.500	108	Alp Col	2.6520	15200.	149	3100	No
114	GOM_NL__2PRFIN20021003_153257_000000452010_00040_03100_8800.N1	03-OCT-2002 15:32:57	Dark	44.500	135	Bet Hyi	2.8200	5800.0	89	3100	No
115	GOM_NL__2PRFIN20021003_153514_000000472010_00040_03100_8801.N1	03-OCT-2002 15:35:14	Dark	46.500	143	Alp Hyi	2.8570	7200.0	93	3100	No
116	GOM_NL__2PRFIN20021003_153641_000000512010_00040_03100_8802.N1	03-OCT-2002 15:36:41	Dark	51.000	9	Alp Eri	0.45300	24000.	102	3100	No
117	GOM_NL__2PRFIN20021003_153826_000000592010_00040_03100_8803.N1	03-OCT-2002 15:38:26	Straylight	58.500	157	The1Eri	2.9060	9300.0	117	3100	No
118	GOM_NL__2PRFIN20021003_154155_000000572010_00040_03100_8804.N1	03-OCT-2002 15:41:55	Straylight	57.000	63	Bet Gru	2.1500	2800.0	114	3100	No
119	GOM_NL__2PRFIN20021003_154636_000000512010_00040_03100_8805.N1	03-OCT-2002 15:46:36	Straylight	51.000	18	24Alp PsA	1.1660	9700.0	102	3100	No
120	GOM_NL__2PRFIN20021003_170641_000000552010_00041_03101_8798.N1	03-OCT-2002 17:06:41	Dark	54.500	2	Alp Car	-0.73600	7000.0	109	3101	No
121	GOM_NL__2PRFIN20021003_170920_000000762010_00041_03101_8799.N1	03-OCT-2002 17:09:20	Dark	76.000	108	Alp Col	2.6520	15200.	152	3101	No
122	GOM_NL__2PRFIN20021003_171333_000000442010_00041_03101_8800.N1	03-OCT-2002 17:13:33	Dark	43.500	135	Bet Hyi	2.8200	5800.0	87	3101	No
123	GOM_NL__2PRFIN20021003_171550_000000472010_00041_03101_8801.N1	03-OCT-2002 17:15:50	Dark	46.500	143	Alp Hyi	2.8570	7200.0	93	3101	No
124	GOM_NL__2PRFIN20021003_171717_000000602010_00041_03101_8802.N1	03-OCT-2002 17:17:17	Dark	60.000	9	Alp Eri	0.45300	24000.	120	3101	No
125	GOM_NL__2PRFIN20021003_171903_000000652010_00041_03101_8803.N1	03-OCT-2002 17:19:03	Straylight	64.500	157	The1Eri	2.9060	9300.0	129	3101	No
126	GOM_NL__2PRFIN20021003_172231_000000462010_00041_03101_8804.N1	03-OCT-2002 17:22:31	Straylight	45.500	63	Bet Gru	2.1500	2800.0	91	3101	No
127	GOM_NL__2PRFIN20021003_184718_000000562010_00042_03102_8798.N1	03-OCT-2002 18:47:18	Dark	56.000	2	Alp Car	-0.73600	7000.0	112	3102	No
128	GOM_NL__2PRFIN20021003_184957_000000732010_00042_03102_8799.N1	03-OCT-2002 18:49:57	Dark	73.000	108	Alp Col	2.6520	15200.	146	3102	No
129	GOM_NL__2PRFIN20021003_185409_000000452010_00042_03102_8800.N1	03-OCT-2002 18:54:09	Dark	44.500	135	Bet Hyi	2.8200	5800.0	89	3102	No
130	GOM_NL__2PRFIN20021003_185626_000000492010_00042_03102_8801.N1	03-OCT-2002 18:56:26	Dark	48.500	143	Alp Hyi	2.8570	7200.0	97	3102	No
131	GOM_NL__2PRFIN20021003_185754_000000582010_00042_03102_8802.N1	03-OCT-2002 18:57:54	Dark	57.500	9	Alp Eri	0.45300	24000.	115	3102	No
132	GOM_NL__2PRFIN20021003_185940_000000612010_00042_03102_8803.N1	03-OCT-2002 18:59:40	Straylight	60.500	157	The1Eri	2.9060	9300.0	121	3102	No
133	GOM_NL__2PRFIN20021003_190307_000000592010_00042_03102_8804.N1	03-OCT-2002 19:03:07	Straylight	59.000	63	Bet Gru	2.1500	2800.0	118	3102	No
134	GOM_NL__2PRFIN20021003_202754_000000562010_00043_03103_8798.N1	03-OCT-2002 20:27:54	Dark	56.000	2	Alp Car	-0.73600	7000.0	112	3103	No
135	GOM_NL__2PRFIN20021003_203035_000000742010_00043_03103_8799.N1	03-OCT-2002 20:30:35	Dark	73.500	108	Alp Col	2.6520	15200.	147	3103	No
136	GOM_NL__2PRFIN20021003_203445_000000442010_00043_03103_8800.N1	03-OCT-2002 20:34:45	Dark	43.500	135	Bet Hyi	2.8200	5800.0	87	3103	No
137	GOM_NL__2PRFIN20021003_203703_000000472010_00043_03103_8801.N1	03-OCT-2002 20:37:03	Dark	46.500	143	Alp Hyi	2.8570	7200.0	93	3103	No
138	GOM_NL__2PRFIN20021003_203830_000000532010_00043_03103_8802.N1	03-OCT-2002 20:38:30	Dark	52.500	9	Alp Eri	0.45300	24000.	105	3103	No
139	GOM_NL__2PRFIN20021003_204016_000000602010_00043_03103_8803.N1	03-OCT-2002 20:40:16	Straylight	59.500	157	The1Eri	2.9060	9300.0	119	3103	No
140	GOM_NL__2PRFIN20021003_204344_000000512010_00043_03103_8804.N1	03-OCT-2002 20:43:44	Straylight	51.000	63	Bet Gru	2.1500	2800.0	102	3103	No
141	GOM_NL__2PRFIN20021003_220832_000000612010_00044_03104_8818.N1	03-OCT-2002 22:08:32	Dark	60.500	2	Alp Car	-0.73600	7000.0	121	3104	No
142	GOM_NL__2PRFIN20021003_221113_000000742010_00044_03104_8819.N1	03-OCT-2002 22:11:13	Dark	73.500	108	Alp Col	2.6520	15200.	147	3104	No
143	GOM_NL__2PRFIN20021003_221521_000000432010_00044_03104_8820.N1	03-OCT-2002 22:15:21	Dark	43.000	135	Bet Hyi	2.8200	5800.0	86	3104	No
144	GOM_NL__2PRFIN20021003_221739_000000462010_00044_03104_8821.N1	03-OCT-2002 22:17:39	Dark	45.500	143	Alp Hyi	2.8570	7200.0	91	3104	No
145	GOM_NL__2PRFIN20021003_221907_000000522010_00044_03104_8822.N1	03-OCT-2002 22:19:07	Dark	52.000	9	Alp Eri	0.45300	24000.	104	3104	No
146	GOM_NL__2PRFIN20021003_222053_000000612010_00044_03104_2540.N1	03-OCT-2002 22:20:53	Straylight	60.500	157	The1Eri	2.9060	9300.0	121	3104	No
147	GOM_NL__2PRFIN20021003_222420_000000512010_00044_03104_2541.N1	03-OCT-2002 22:24:20	Straylight	50.500	63	Bet Gru	2.1500	2800.0	101	3104	No
148	GOM_NL__2PRFIN20021003_222900_000000492010_00044_03104_2542.N1	03-OCT-2002 22:29:00	Straylight	48.500	18	24Alp PsA	1.1660	9700.0	97	3104	No
149	GOM_NL__2PRFIN20021003_223114_000000532010_00044_03104_2543.N1	03-OCT-2002 22:31:14	Straylight	53.000	52	16Bet Cet	2.0370	4500.0	106	3104	No
150	GOM_NL__2PRFIN20021003_223432_000001942010_00044_03104_2544.N1	03-OCT-2002 22:34:32	Tw_i_and_stray	194.00	165	34Gam Eri	2.9500	3200.0	388	3104	No
151	GOM_NL__2PRFIN20021003_224123_000000442010_00044_03104_2545.N1	03-OCT-2002 22:41:23	Bright	44.000	90	54Alp Peg	2.4870	11000.	88	3104	No
152	GOM_NL__2PRFIN20021003_224459_000000442010_00044_03104_2546.N1	03-OCT-2002 22:44:59	Bright	44.000	93	53Bet Peg	2.5200	3100.0	88	3104	No
153	GOM_NL__2PRFIN20021003_224905_000000542010_00044_03104_2547.N1	03-OCT-2002 22:49:05	Bright	53.500	53	43Bet And	2.0480	3300.0	107	3104	No
154	GOM_NL__2PRFIN20021003_225413_000000472010_00044_03104_2548.N1	03-OCT-2002 22:54:13	Bright	47.000	74	11Bet Cas	2.2680	6600.0	94	3104	No
155	GOM_NL__2PRFIN20021003_225604_000000492010_00044_03104_2549.N1	03-OCT-2002 22:56:04	Bright	48.500	110	37Del Cas	2.6780	8900.0	97	3104	No
156	GOM_NL__2PRFIN20021003_225903_000000602010_00044_03104_2550.N1	03-OCT-2002 22:59:03	Bright	60.000	160	23Gam Per	2.9300	4700.0	120	3104	No
157	GOM_NL__2PRFIN20021003_230220_000000422010_00044_03104_2551.N1	03-OCT-2002 23:02:20	Bright	42.000	49	1Alp UMi	1.9900	6300.0	84	3104	No
158	GOM_NL__2PRFIN20021003_230435_000000432010_00044_03104_2552.N1	03-OCT-2002 23:04:35	Bright	42.500	60	7Bet UMi	2.0810	3950.0	85	3104	No
159	GOM_NL__2PRFIN20021003_231021_000000462010_00044_03104_2553.N1	03-OCT-2002 23:10:21	Bright	45.500	36	50Alp UMa	1.8000	6300.0	91	3104	No
160	GOM_NL__2PRFIN20021003_231152_000000432010_00044_03104_2554.N1	03-OCT-2002 23:11:52	Bright	43.000	82	48Bet UMa	2.3650	10600.	86	3104	No

161	GOM_NL__2PRFIN20021003_231507_000000432010_00044_03104_2555.N1	03-OCT-2002 23:15:07	Bright	42.500	174	52Psi UMa	3.0040	4400.0	85	3104	No
162	GOM_NL__2PRFIN20021003_231701_000001172010_00044_03104_2556.N1	03-OCT-2002 23:17:01	Bright	116.50	107	37The Aur	2.6490	11000.	233	3104	No
163	GOM_NL__2PRFIN20021003_232028_000000732010_00044_03104_2557.N1	03-OCT-2002 23:20:28	Bright	72.500	24	66Alp Gem	1.5800	10200.	145	3104	No
164	GOM_NL__2PRFIN20021003_232538_000001402010_00044_03104_2558.N1	03-OCT-2002 23:25:38	Straylight	139.50	170	27Eps Gem	3.0000	9700.0	279	3104	No
165	GOM_NL__2PRFIN20021003_233156_000001032010_00044_03104_2559.N1	03-OCT-2002 23:31:56	Dark	102.50	8	10Alp CMi	0.40000	6500.0	205	3104	No
166	GOM_NL__2PRFIN20021003_233851_000000552010_00044_03104_2560.N1	03-OCT-2002 23:38:51	Dark	54.500	132	15Rho Pup	2.8030	6900.0	109	3104	No
167	GOM_NL__2PRFIN20021003_234110_000000512010_00044_03104_2561.N1	03-OCT-2002 23:41:10	Dark	50.500	65	Lam Vel	2.2040	4400.0	101	3104	No
168	GOM_NL__2PRFIN20021003_234404_000001132010_00044_03104_2562.N1	03-OCT-2002 23:44:04	Dark	112.50	1	9Alp CMa	-1.4400	11000.	225	3104	No
169	GOM_NL__2PRFIN20021003_234908_000000672010_00045_03105_2535.N1	03-OCT-2002 23:49:08	Dark	67.000	2	Alp Car	-0.73600	7000.0	134	3105	No
170	GOM_NL__2PRFIN20021003_235632_000002162010_00045_03105_2536.N1	03-OCT-2002 23:56:32	Dark	216.00	101	11Alp Lep	2.5820	7000.0	432	3105	No

3. Quality information per product

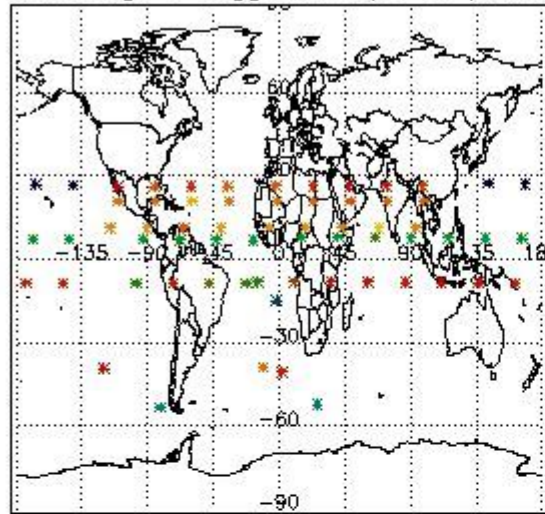
In this section it is plotted some information contained in the Quality Summary data set of the level 2 products. Only products in dark limb conditions and without errors (error flag in the MPH set to "0") are used.

3.1 Plot quality information per product (time dependant)


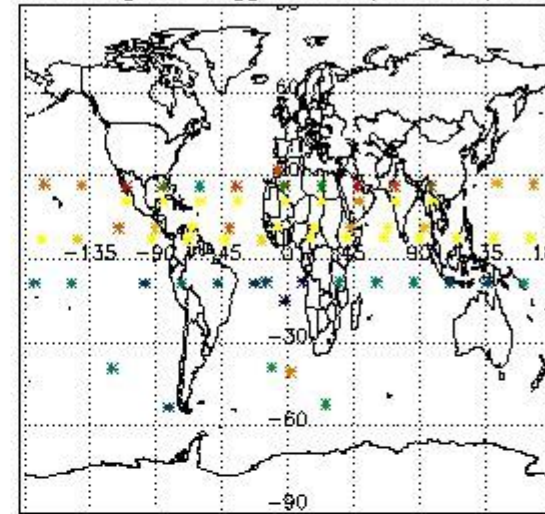


3.2 Plot quality information per product (world map)

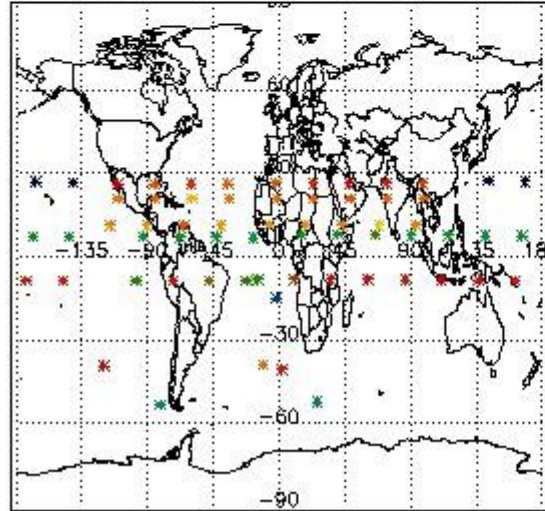
Percentage of flagged data per O3 profile



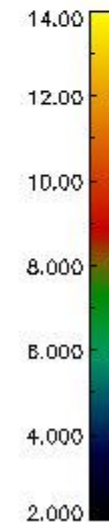
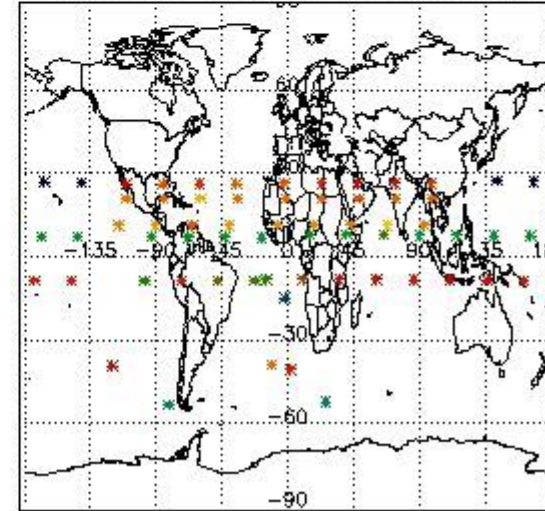
Percentage of flagged data per H2O profile



Percentage of flagged data per NO2 profile



Percentage of flagged data per NO3 profile

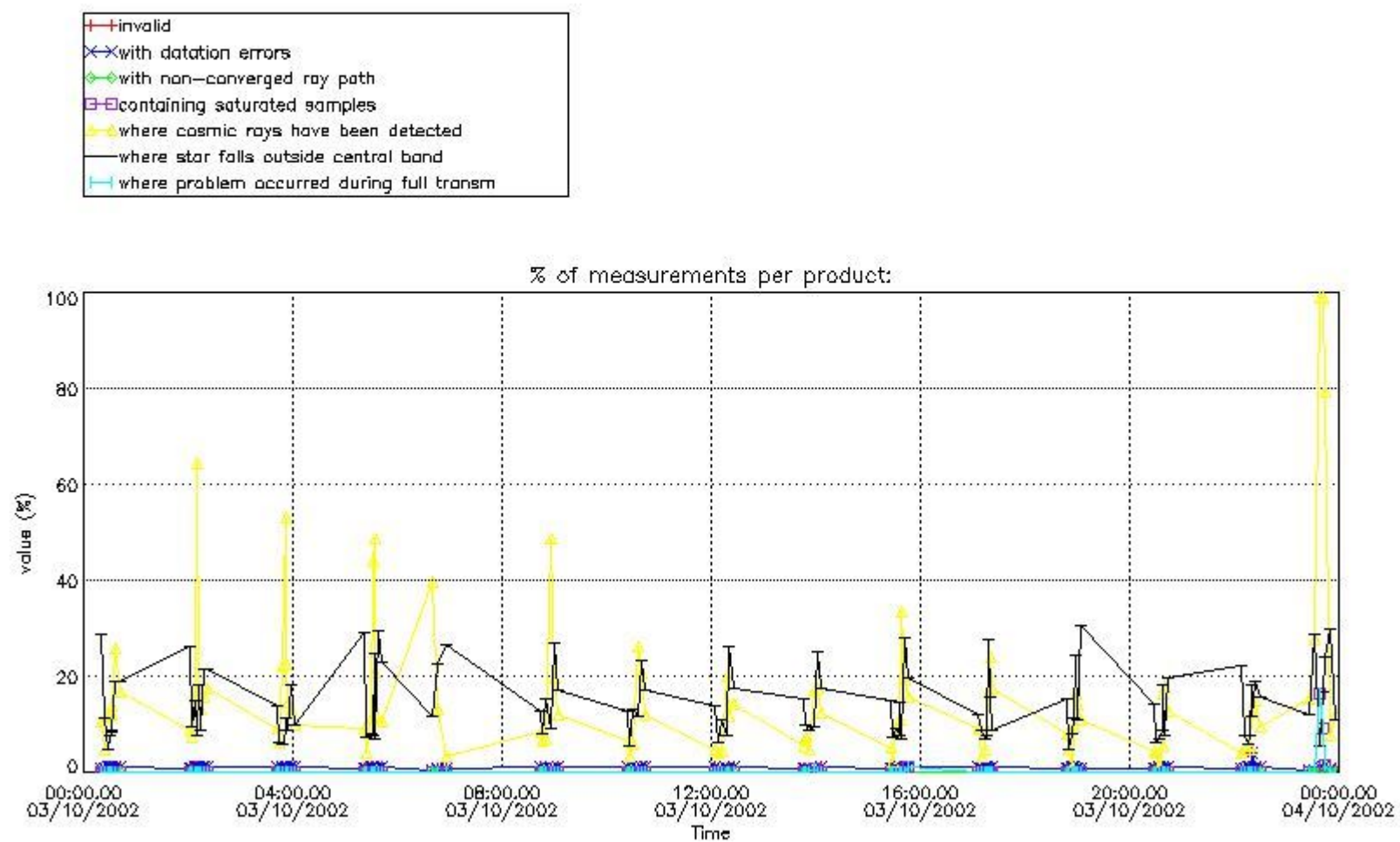


4. Level 1 quality information per product

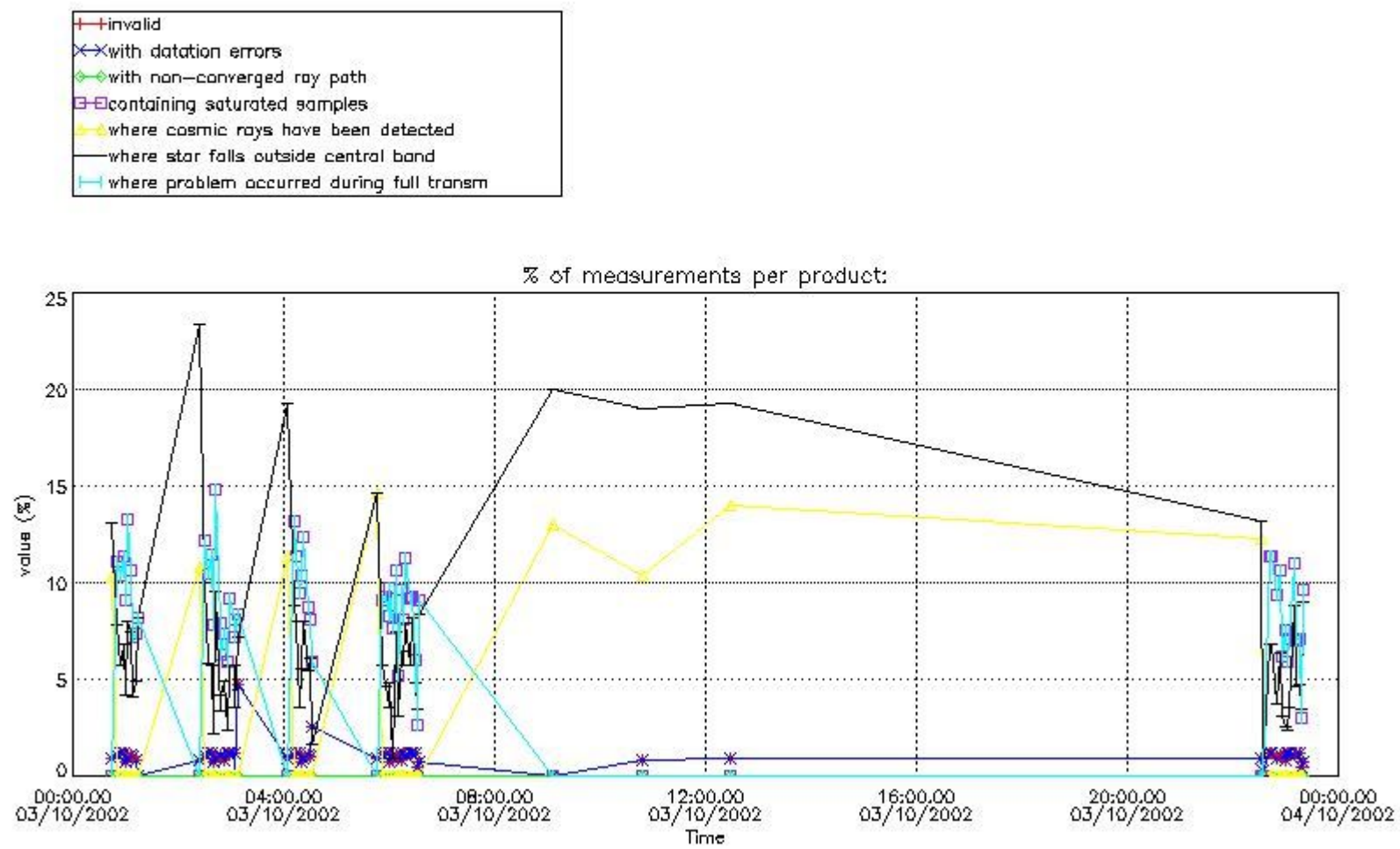
In this section it is plotted some information contained in the Quality Summary data set of the level 2 products that comes from the level 1b processing. Products without errors (error flag in the MPH set to "0") are used.

4.1 Plot quality information per product (time dependant) coming from level 1b processing

4.1.1 Plot level 1 quality information per product (time dependant): ENVISAT ASCENDING passes

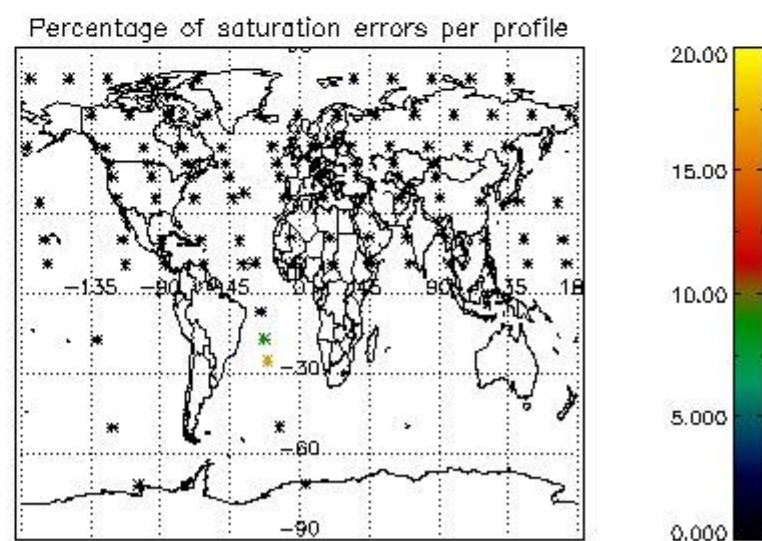
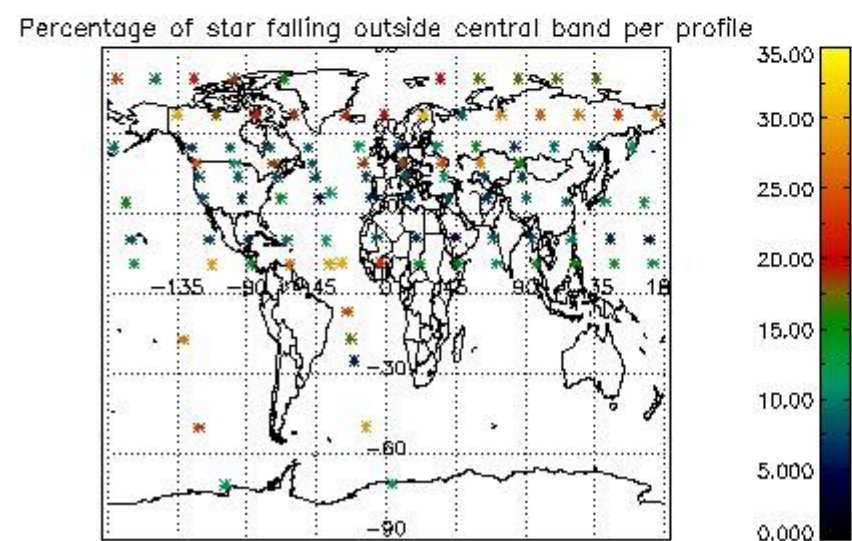
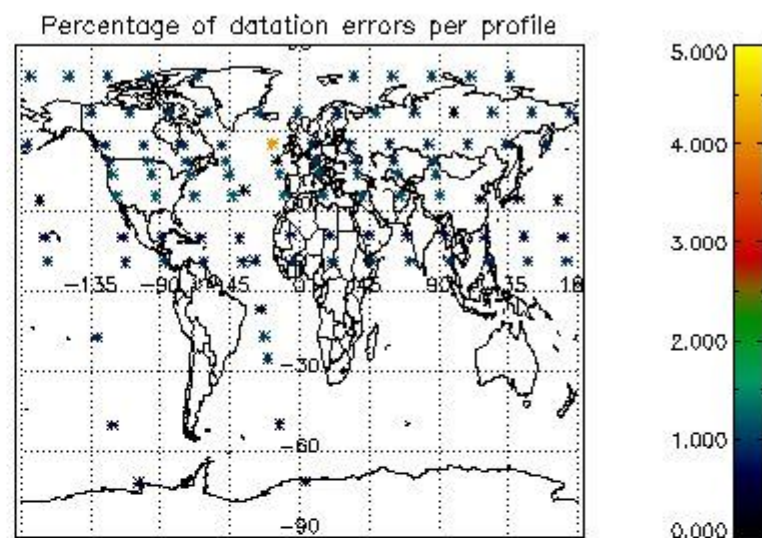
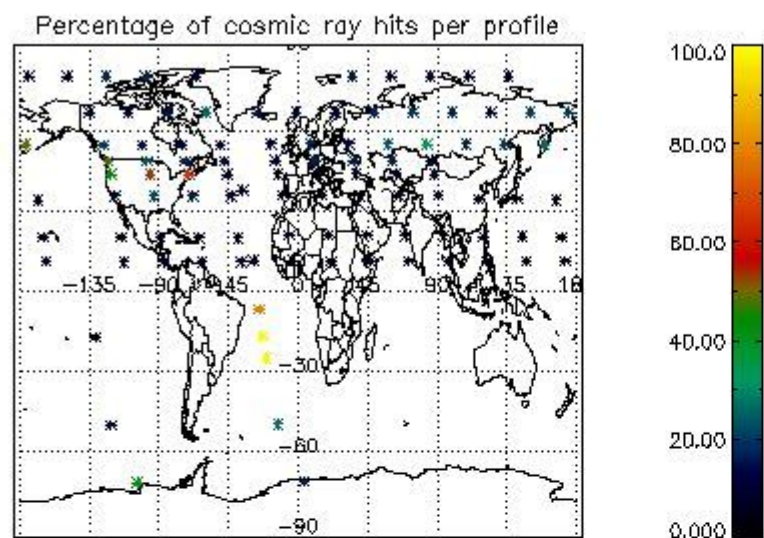


4.1.2 Plot level 1 quality information per product (time dependant): ENVI SAT DESCENDING passes

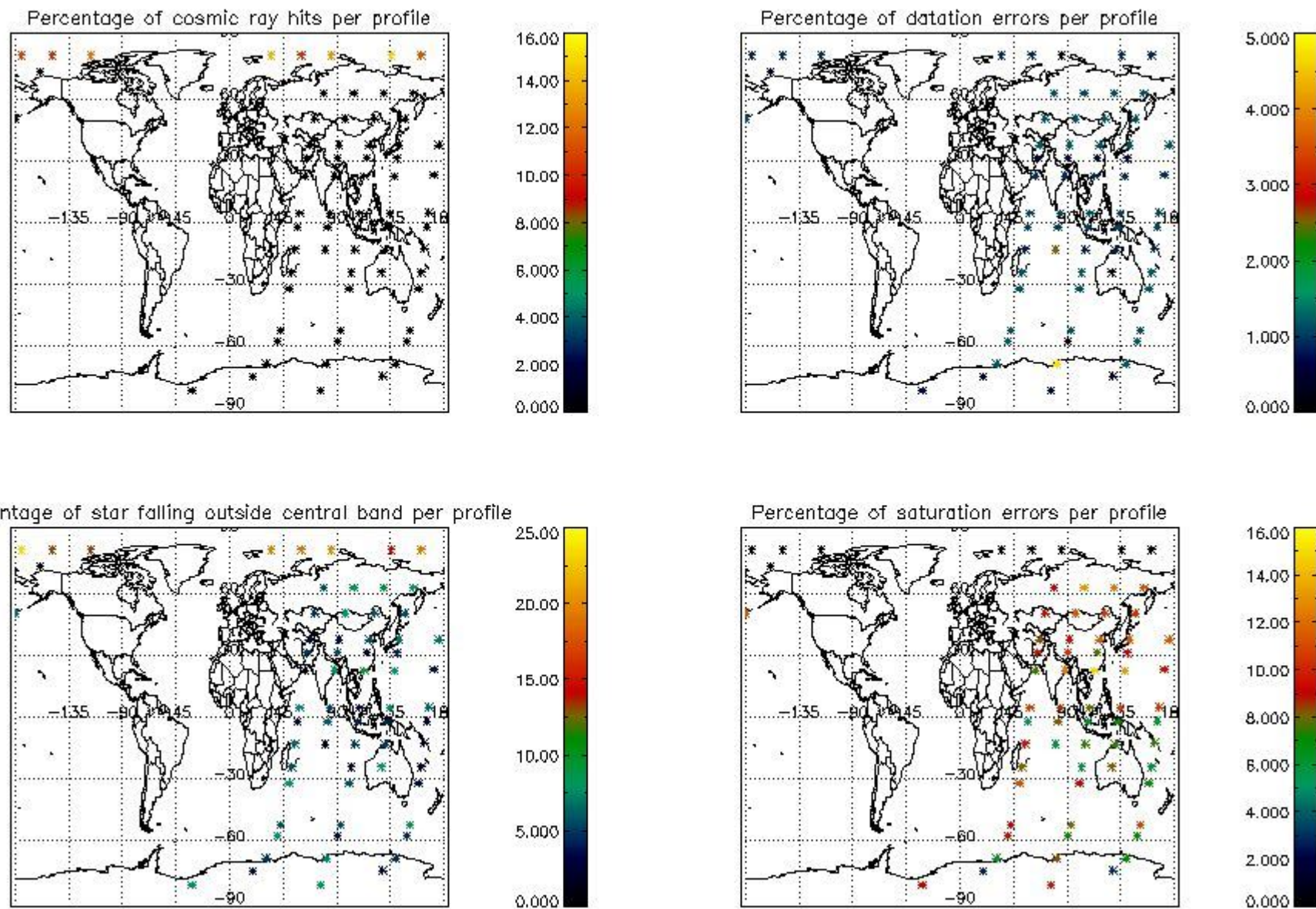


4.2 Plot quality information per product coming from level 1b processing (world map)

4.2.1 Plot level 1 quality information per product (world map): ENVISAT ASCENDING passes



4.2.2 Plot level 1 quality information per product (world map): ENVISAT DESCENDING passes



5. Trace gas profiles

5.1 Ozone statistics based on quality of products

The final quality of the products can be "measured" using the STD (Standard Deviation) attached to every point profile. This information is written to the parameter GOM_NL__2P/NL_LOCAL_SPECIES_DENSITY/o3_std of the level 2 products. The table below shows the statistics for given STD ranges.

The statistics are given with respect to the overall valid production:

- Products without fatal errors: GOM_NL__2P/MPH/PRODUCT_ERR=0
- Valid point profile: GOM_NL__2P/NL_LOCAL_SPECIES_DENSITY/pcd(0)=0

The 'Criteria' is applied to valid points of dark limb products:

- Products in dark limb illumination condition: GOM_NL__2P/NL_SUMMARY_QUALITY/obs_ill_cond=0
- Products without fatal errors: GOM_NL__2P/MPH/PRODUCT_ERR=0
- Valid point profile: GOM_NL__2P/NL_LOCAL_SPECIES_DENSITY/pcd(0)=0

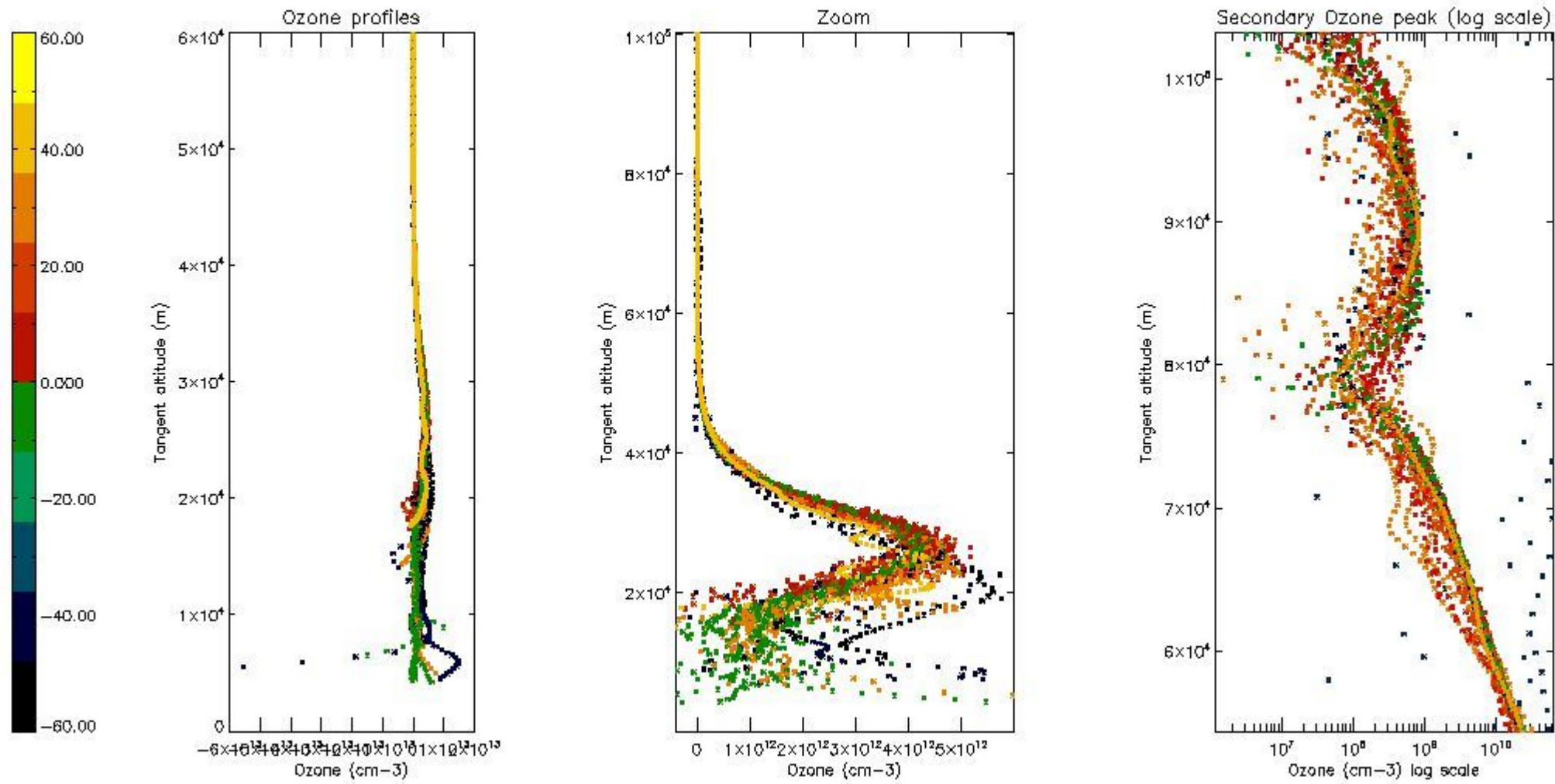
So, the table below shows the percentage of dark limb and valid observations for each criteria with respect to the overall valid daily observations.

Criteria	% of total production
All STD	43
STD < 20	25

STD < 10	22
STD < 5	16

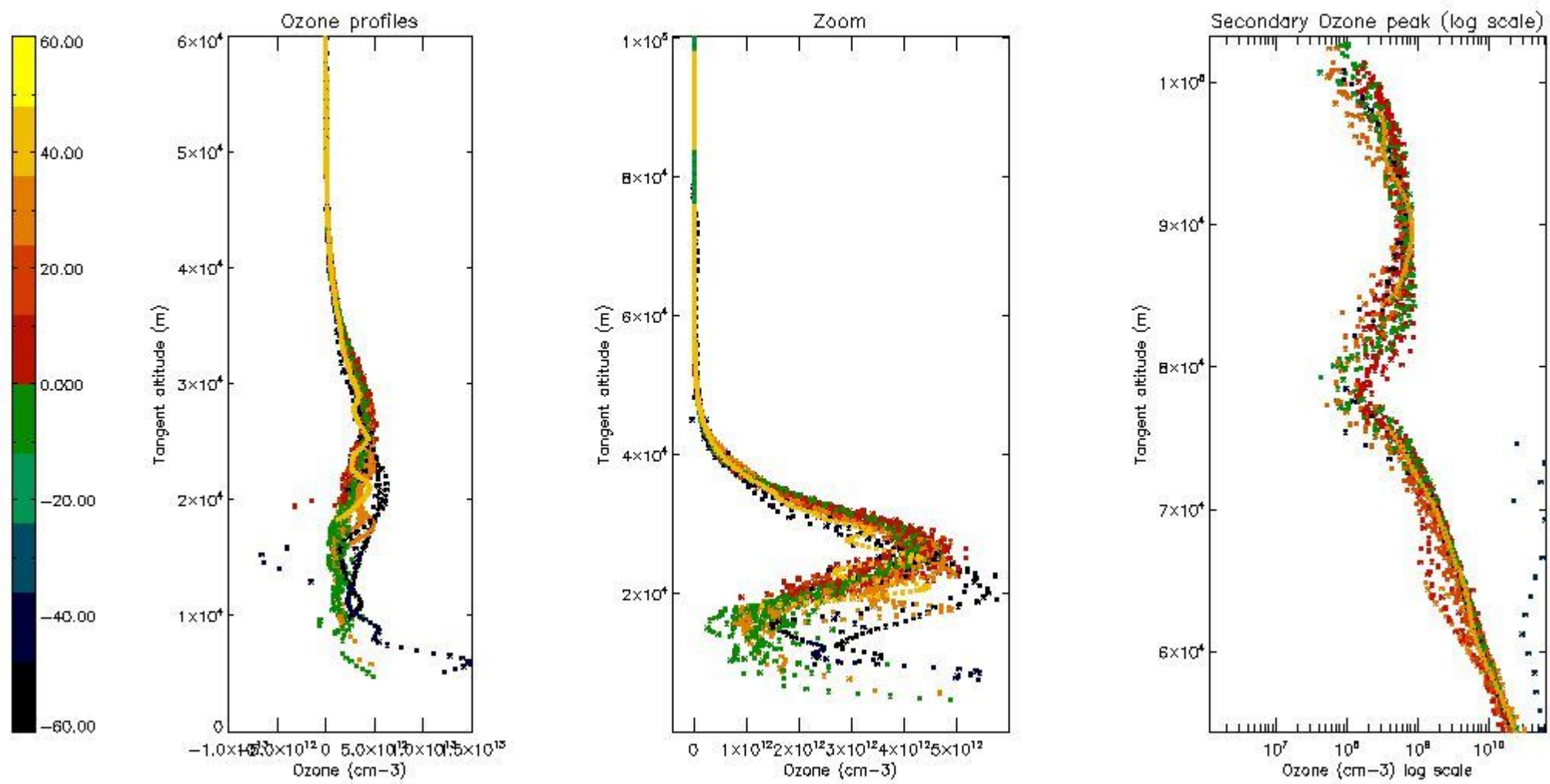
5.2 Plot ozone profiles for all STD (dark without errors)

The colorbar represents the latitude.



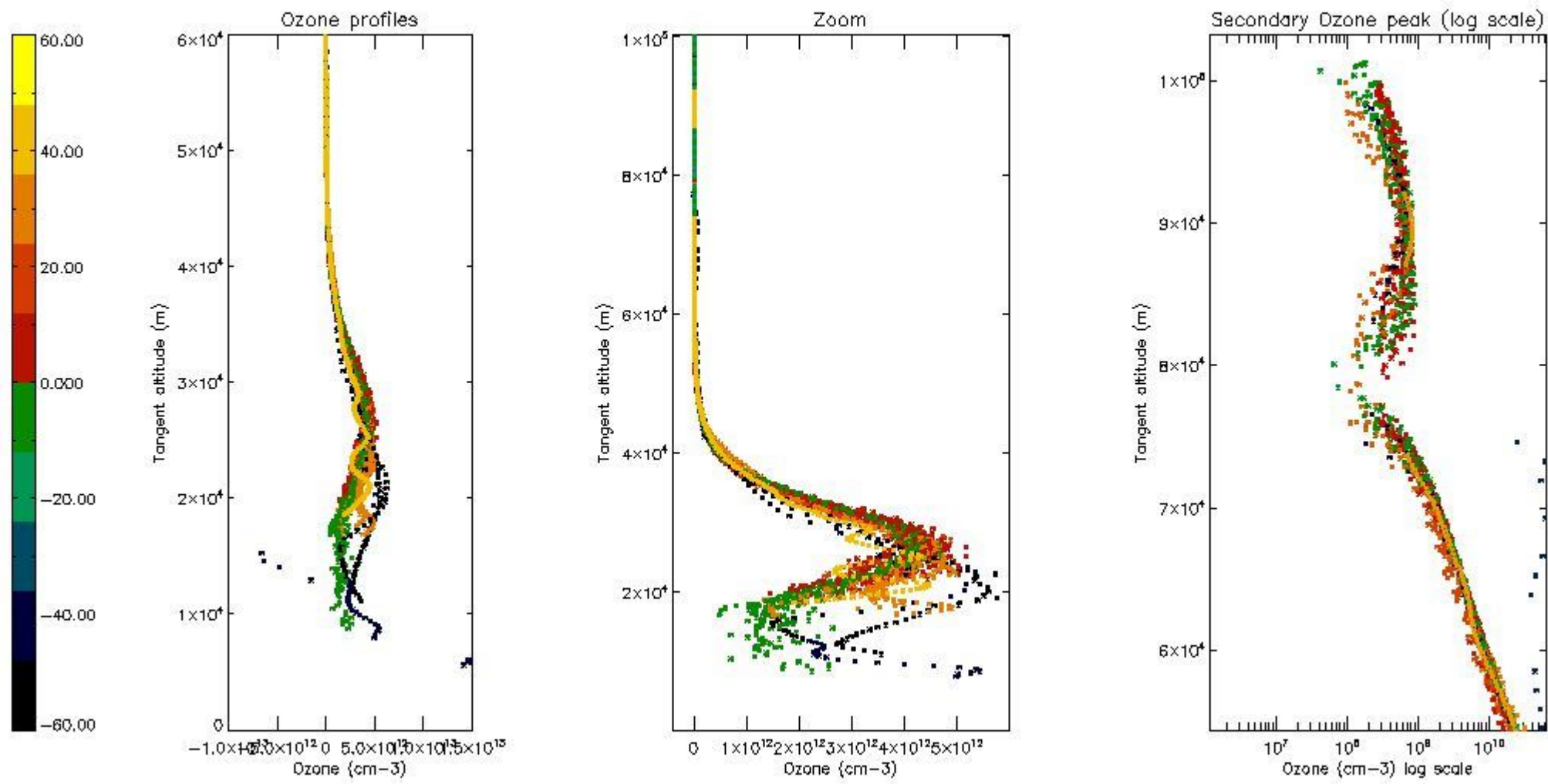
5.3 Plot ozone profiles where STD < 20% (dark without errors)

The colorbar represents the latitude.



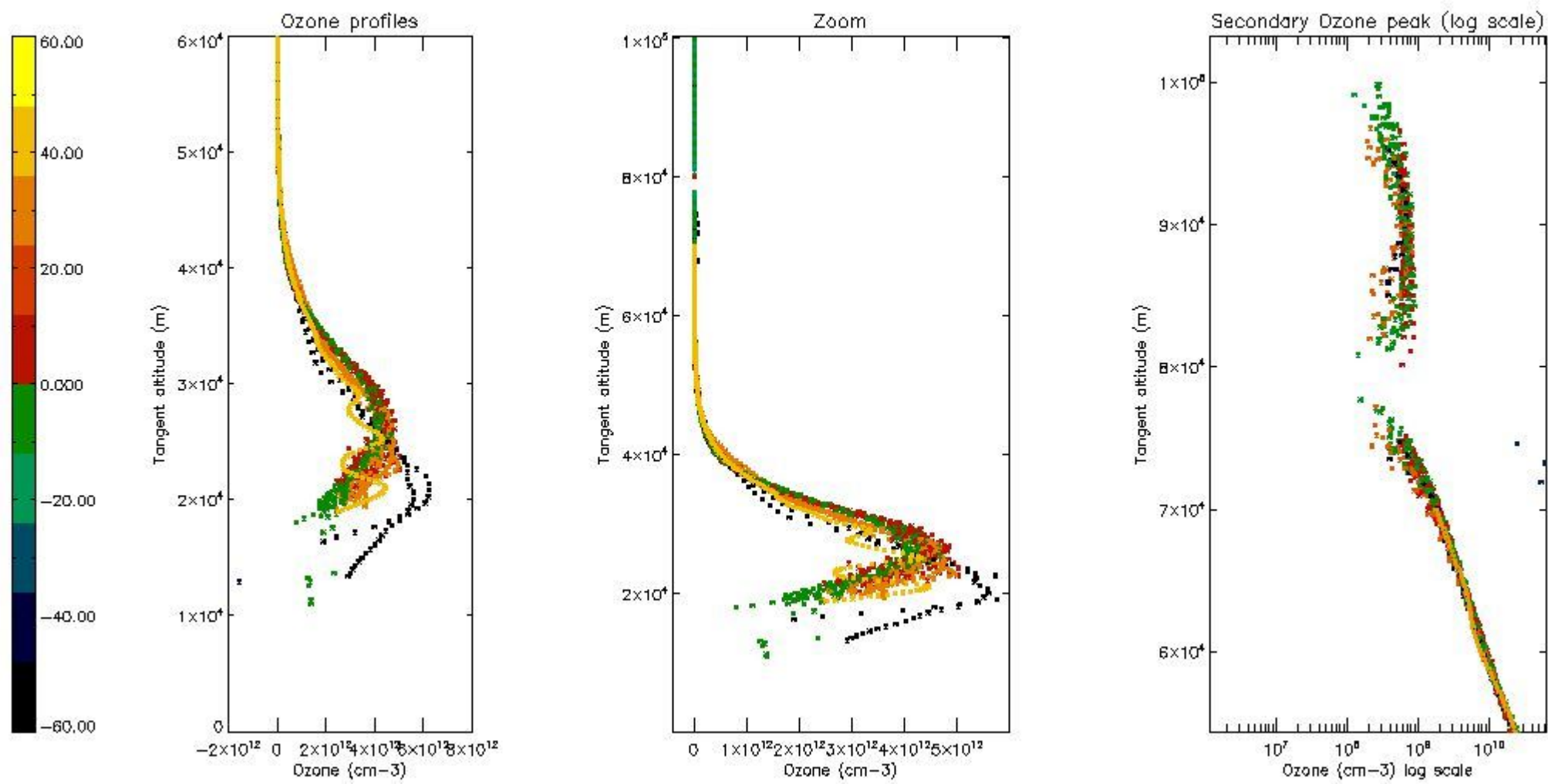
5.4 Plot ozone profiles where STD < 10% (dark without errors)

The colorbar represents the latitude.



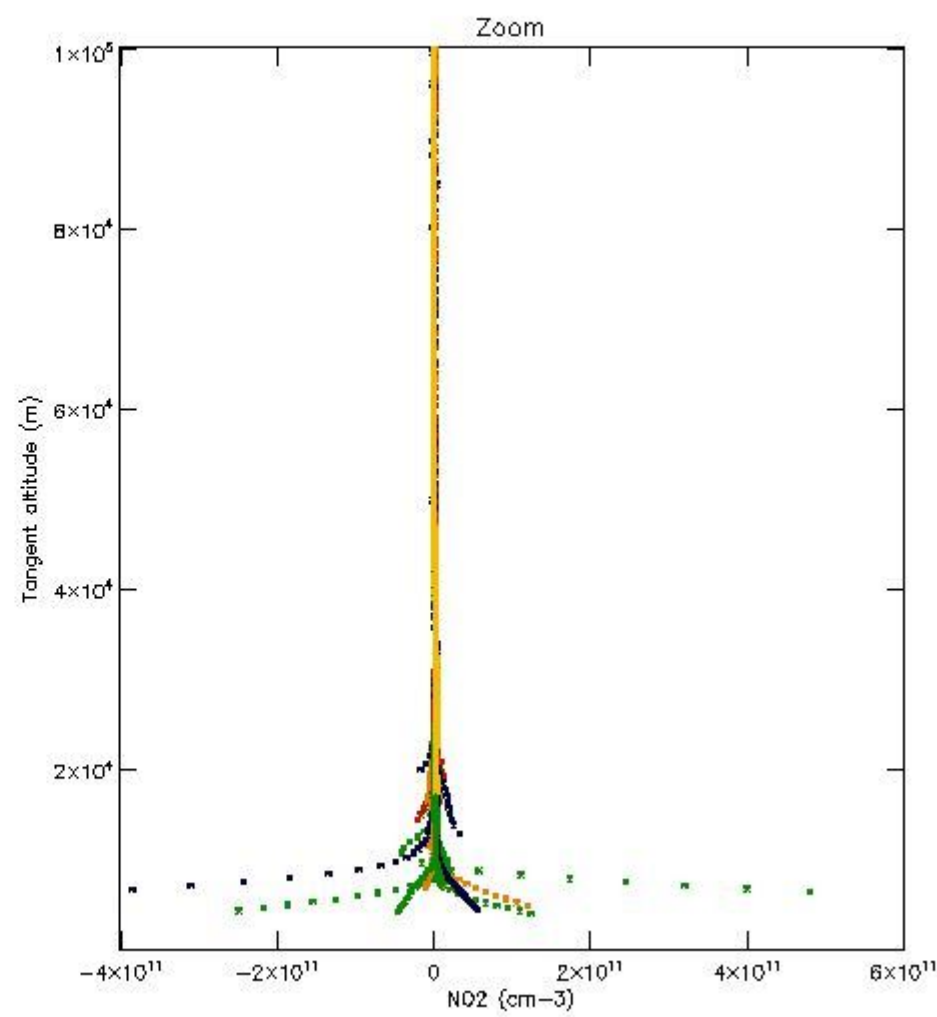
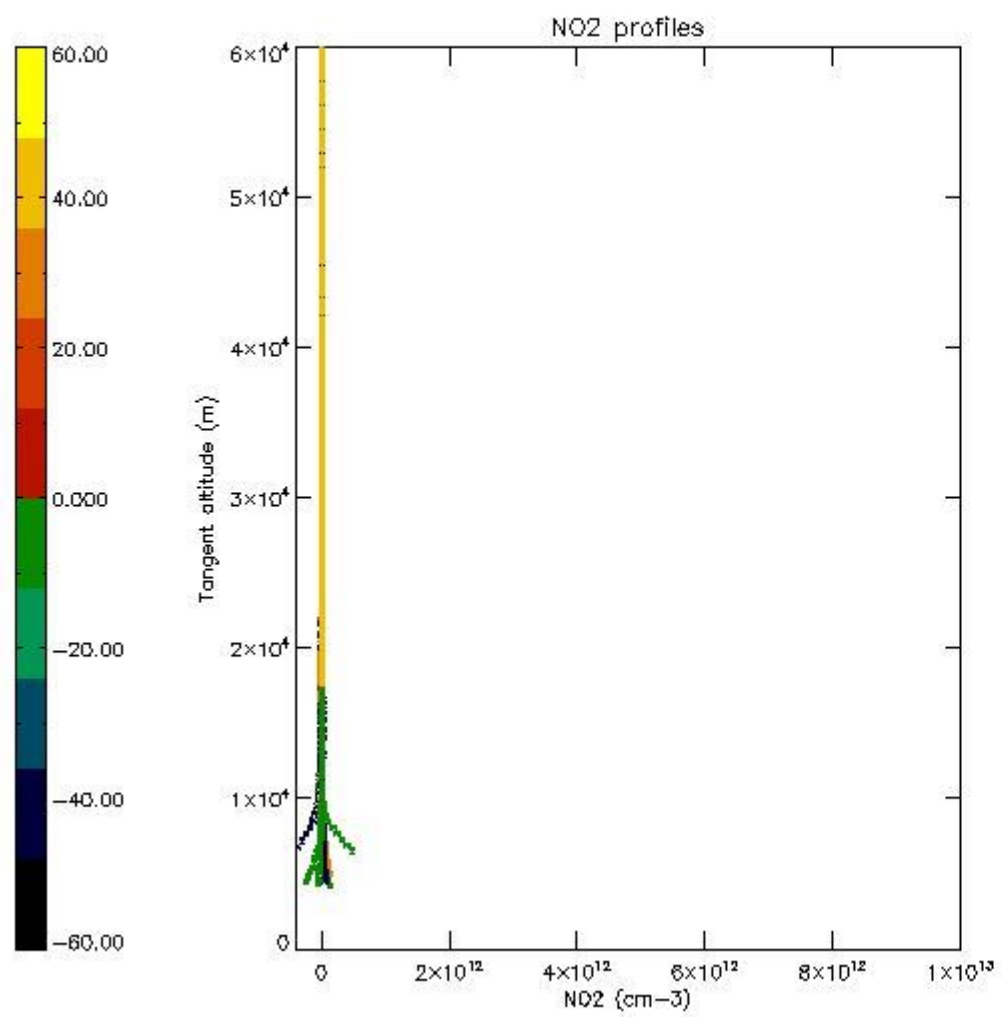
5.5 Plot ozone profiles where $STD < 5\%$ (dark without errors)

The colorbar represents the latitude.



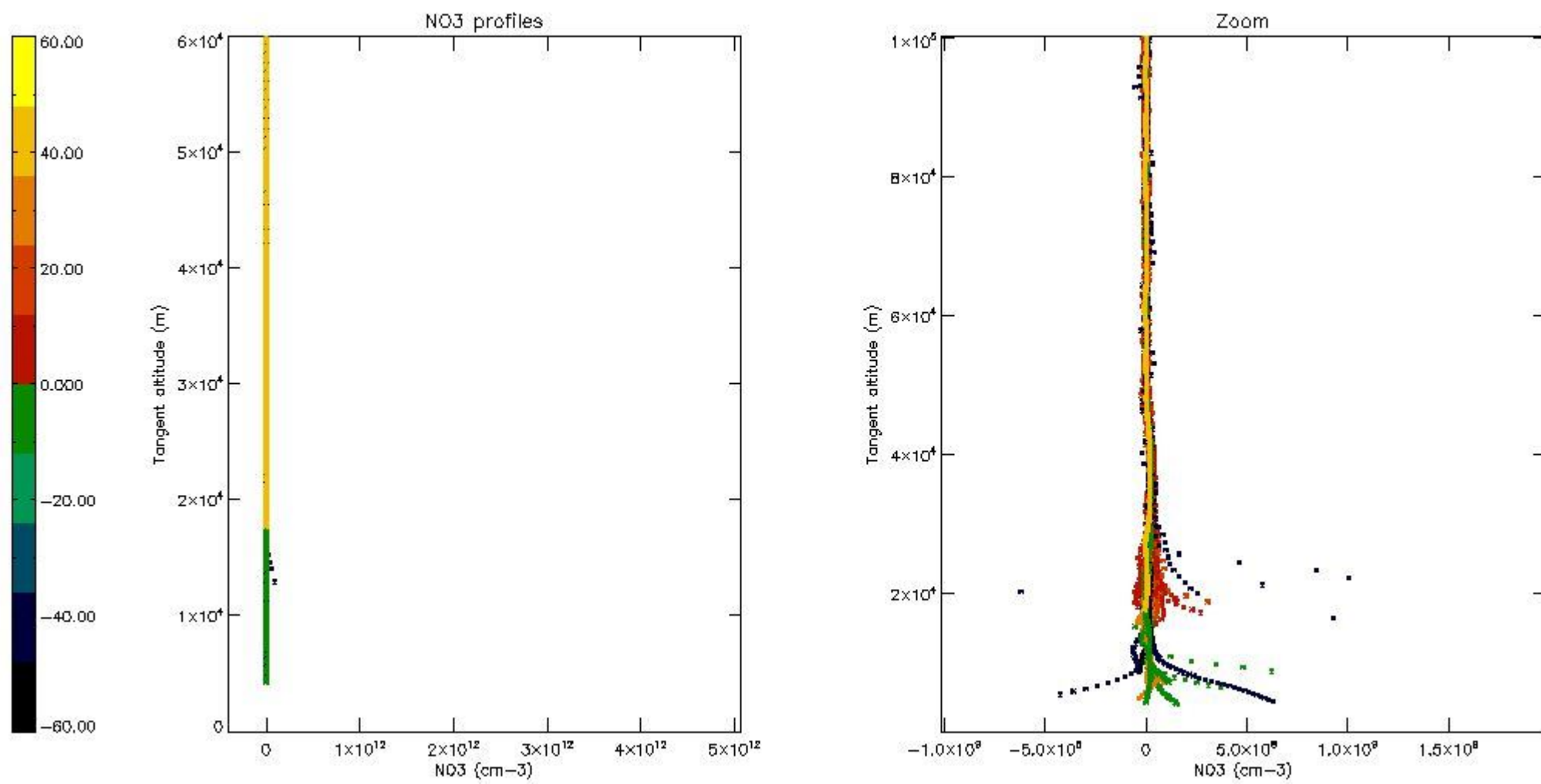
5.6 Plot NO₂ profiles for all STD (dark without errors)

The colorbar represents the latitude.



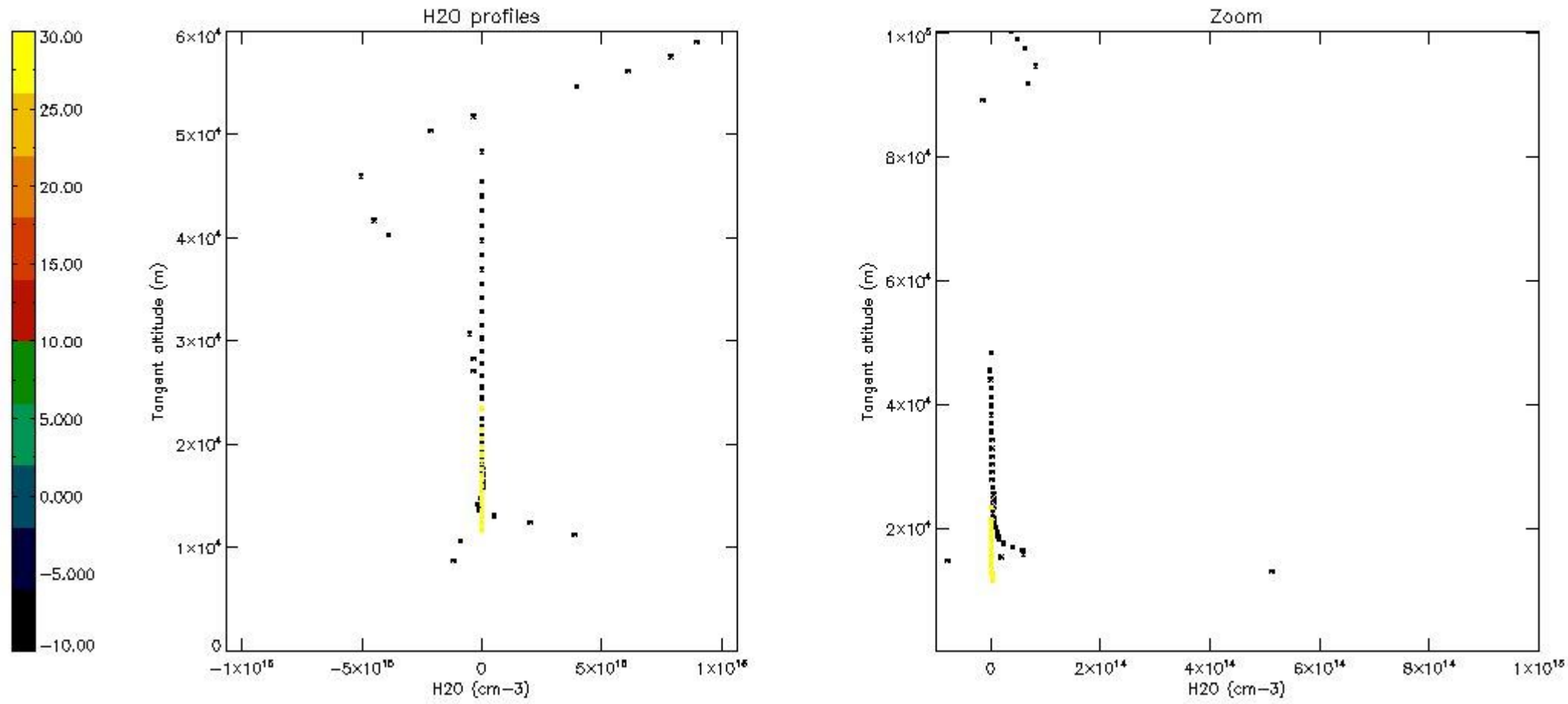
5.7 Plot NO3 profiles for all STD (dark without errors)

The colorbar represents the latitude.



5.8 Plot H2O profiles for all STD (only for occultations of stars 1,2,3,4,13,14,16,26,63 dark without errors)

The colorbar represents the latitude.



6. Auxiliary Data Files used for the production reported in section 2

The number reported in the third column indicates since which file (see list in section 2) the corresponding auxiliary file has been used. The fourth column is the date of those product files.

Type	Auxiliary Filename	Used since product	Used since product date
INST_PHYS_CHARACTERISTICS	GOM_INS_AXNIEC20050627_150440_20020301_000000_20100101_000000	1	03-OCT-2002 00:20:35
LEVEL-2_PROC_CONFIG	GOM_PR2_AXVIEC20091111_152718_20020301_000000_20500101_000000	1	03-OCT-2002 00:20:35
CROSS_SECTIONS_FILE	GOM_CRS_AXVIEC20091111_154832_20020301_000000_20500101_000000	1	03-OCT-2002 00:20:35

GOMOS Level 2 Daily Report

SUMMARY

[1. General Info](#)

[2. Summary of processed GOM_NL_2P products](#)

[3. Level 2 Quality information per product](#)

[3.1 Plot of level 2 quality information per product \(time dependant\)](#)

[3.2 Plot of level 2 quality information per product \(world map\)](#)

[4. Level 1 Quality information per product \(stored on level 2 products\)](#)

[4.1 Plot of level 1 quality information per product \(time dependant\)](#)

[4.1.1 Plot of level 1 quality information per product \(time dependant\): ASCENDING](#)

[4.1.2 Plot of level 1 quality information per product \(time dependant\): DESCENDING](#)

[4.2 Plot of level 1 quality information per product \(world map\)](#)

[4.2.1 Plot of level 1 quality information per product \(world map\): ASCENDING](#)

[4.2.2 Plot of level 1 quality information per product \(world map\): DESCENDING](#)

[5. Ozone profiles based on quality statistics and other trace gas profiles](#)

[5.1 Ozone statistics based on quality of products](#)

[5.2 Plot ozone profiles for all STD \(dark without errors\)](#)

[5.3 Plot ozone profiles where STD < 20% \(dark without errors\)](#)

[5.4. Plot ozone profiles where STD < 10% \(dark without errors\)](#)

[5.5. Plot ozone profiles where STD < 5% \(dark without errors\)](#)

[5.6 Plot NO2 profiles for all STD \(dark without errors\)](#)

[5.7 Plot NO3 profiles for all STD \(dark without errors\)](#)

[5.8 Plot H2O profiles \(only for occultations of stars 1,2,3,4,13,14,16,26,63 dark without errors\) for all STD](#)

[6. Auxiliary Data Files used for the production reported in section 2](#)

This report presents the daily analysis on parameters extracted from GOMOS level 2 data (GOM_NL__2P). It is intended to monitor some important parameters that will impact the quality of these products. A list of level 2 products (and content) that have arrived during the reporting day to the PCF is also given.

Item	Value
Time of report generation	17APR2013 19:06:30
Data source version	GOMOS/6.01
Start time of products	03-10-2002 (03OCT2002 00:00:00)
Stop time of products	04-10-2002 (04OCT2002 00:00:00)
Store outputs in DB	Yes
Nb of level 2 prods	170
Nb of prods with errors	0

2. Summary of processed GOM_NL__2P products.

Nr	Filename	UTC Start time	Limb	Duration	Star Id	Star Name	Star Mag	Star Temp	Nb Meas	Orbit	Prod. error
1	GOM_NL__2PRFIN20021003_002035_000000672010_00031_03091_8778.N1	03-OCT-2002 00:20:35	Dark	66.500	2	Alp Car	-0.73600	7000.0	133	3091	No
2	GOM_NL__2PRFIN20021003_002306_000000772010_00031_03091_8779.N1	03-OCT-2002 00:23:06	Dark	76.500	108	Alp Col	2.6520	15200.	153	3091	No
3	GOM_NL__2PRFIN20021003_002732_000000432010_00031_03091_8780.N1	03-OCT-2002 00:27:32	Dark	42.500	135	Bet Hyi	2.8200	5800.0	85	3091	No
4	GOM_NL__2PRFIN20021003_002947_000000462010_00031_03091_8781.N1	03-OCT-2002 00:29:47	Dark	46.000	143	Alp Hyi	2.8570	7200.0	92	3091	No
5	GOM_NL__2PRFIN20021003_003114_000000472010_00031_03091_8782.N1	03-OCT-2002 00:31:14	Dark	47.000	9	Alp Eri	0.45300	24000.	94	3091	No
6	GOM_NL__2PRFIN20021003_003257_000000592010_00031_03091_8783.N1	03-OCT-2002 00:32:57	Straylight	58.500	157	The1Eri	2.9060	9300.0	117	3091	No
7	GOM_NL__2PRFIN20021003_003631_000000512010_00031_03091_8784.N1	03-OCT-2002 00:36:31	Straylight	50.500	63	Bet Gru	2.1500	2800.0	101	3091	No
8	GOM_NL__2PRFIN20021003_004111_000000512010_00031_03091_8785.N1	03-OCT-2002 00:41:11	Straylight	50.500	18	24Alp PsA	1.1660	9700.0	101	3091	No
9	GOM_NL__2PRFIN20021003_004325_000000542010_00031_03091_8786.N1	03-OCT-2002 00:43:25	Straylight	53.500	52	16Bet Cet	2.0370	4500.0	107	3091	No
10	GOM_NL__2PRFIN20021003_004956_000000452010_00031_03091_8787.N1	03-OCT-2002 00:49:56	Bright	45.000	162	34Alp Aqr	2.9440	5350.0	90	3091	No
11	GOM_NL__2PRFIN20021003_005334_000000442010_00031_03091_8788.N1	03-OCT-2002 00:53:34	Bright	43.500	90	54Alp Peg	2.4870	11000.	87	3091	No
12	GOM_NL__2PRFIN20021003_005711_000000442010_00031_03091_8789.N1	03-OCT-2002 00:57:11	Bright	44.000	93	53Bet Peg	2.5200	3100.0	88	3091	No
13	GOM_NL__2PRFIN20021003_005900_000000722010_00031_03091_8790.N1	03-OCT-2002 00:59:00	Bright	71.500	105	6Bet Ari	2.6450	8900.0	143	3091	No
14	GOM_NL__2PRFIN20021003_010126_000000572010_00031_03091_8791.N1	03-OCT-2002 01:01:26	Bright	56.500	53	43Bet And	2.0480	3300.0	113	3091	No
15	GOM_NL__2PRFIN20021003_010629_000000472010_00031_03091_8792.N1	03-OCT-2002 01:06:29	Bright	47.000	74	11Bet Cas	2.2680	6600.0	94	3091	No
16	GOM_NL__2PRFIN20021003_010823_000000492010_00031_03091_8793.N1	03-OCT-2002 01:08:23	Bright	48.500	110	37Del Cas	2.6780	8900.0	97	3091	No
17	GOM_NL__2PRFIN20021003_011128_000000612010_00031_03091_8794.N1	03-OCT-2002 01:11:28	Bright	61.000	160	23Gam Per	2.9300	4700.0	122	3091	No
18	GOM_NL__2PRFIN20021003_011433_000000432010_00031_03091_8795.N1	03-OCT-2002 01:14:33	Bright	43.000	49	1Alp UMi	1.9900	6300.0	86	3091	No
19	GOM_NL__2PRFIN20021003_020112_000000632010_00032_03092_8778.N1	03-OCT-2002 02:01:12	Dark	63.000	2	Alp Car	-0.73600	7000.0	126	3092	No
20	GOM_NL__2PRFIN20021003_020343_000000752010_00032_03092_8779.N1	03-OCT-2002 02:03:43	Dark	74.500	108	Alp Col	2.6520	15200.	149	3092	No
21	GOM_NL__2PRFIN20021003_020809_000000482010_00032_03092_8780.N1	03-OCT-2002 02:08:09	Dark	47.500	135	Bet Hyi	2.8200	5800.0	95	3092	No
22	GOM_NL__2PRFIN20021003_021024_000000452010_00032_03092_8781.N1	03-OCT-2002 02:10:24	Dark	45.000	143	Alp Hyi	2.8570	7200.0	90	3092	No
23	GOM_NL__2PRFIN20021003_021151_000000522010_00032_03092_8782.N1	03-OCT-2002 02:11:51	Dark	52.000	9	Alp Eri	0.45300	24000.	104	3092	No
24	GOM_NL__2PRFIN20021003_021334_000000582010_00032_03092_8783.N1	03-OCT-2002 02:13:34	Straylight	58.000	157	The1Eri	2.9060	9300.0	116	3092	No
25	GOM_NL__2PRFIN20021003_021707_000000522010_00032_03092_8784.N1	03-OCT-2002 02:17:07	Straylight	51.500	63	Bet Gru	2.1500	2800.0	103	3092	No
26	GOM_NL__2PRFIN20021003_022147_000000522010_00032_03092_8785.N1	03-OCT-2002 02:21:47	Straylight	51.500	18	24Alp PsA	1.1660	9700.0	103	3092	No
27	GOM_NL__2PRFIN20021003_022402_000000602010_00032_03092_8786.N1	03-OCT-2002 02:24:02	Straylight	60.000	52	16Bet Cet	2.0370	4500.0	120	3092	No
28	GOM_NL__2PRFIN20021003_023033_000000452010_00032_03092_8787.N1	03-OCT-2002 02:30:33	Bright	45.000	162	34Alp Aqr	2.9440	5350.0	90	3092	No
29	GOM_NL__2PRFIN20021003_023411_000000432010_00032_03092_8788.N1	03-OCT-2002 02:34:11	Bright	43.000	90	54Alp Peg	2.4870	11000.	86	3092	No
30	GOM_NL__2PRFIN20021003_023748_000000442010_00032_03092_8789.N1	03-OCT-2002 02:37:48	Bright	43.500	93	53Bet Peg	2.5200	3100.0	87	3092	No
31	GOM_NL__2PRFIN20021003_023935_000000702010_00032_03092_8790.N1	03-OCT-2002 02:39:35	Bright	70.000	105	6Bet Ari	2.6450	8900.0	140	3092	No
32	GOM_NL__2PRFIN20021003_024202_000000582010_00032_03092_8791.N1	03-OCT-2002 02:42:02	Bright	57.500	53	43Bet And	2.0480	3300.0	115	3092	No
33	GOM_NL__2PRFIN20021003_024705_000000452010_00032_03092_8792.N1	03-OCT-2002 02:47:05	Bright	44.500	74	11Bet Cas	2.2680	6600.0	89	3092	No
34	GOM_NL__2PRFIN20021003_024859_000000482010_00032_03092_8793.N1	03-OCT-2002 02:48:59	Bright	48.000	110	37Del Cas	2.6780	8900.0	96	3092	No
35	GOM_NL__2PRFIN20021003_025203_000000612010_00032_03092_8794.N1	03-OCT-2002 02:52:03	Bright	61.000	160	23Gam Per	2.9300	4700.0	122	3092	No
36	GOM_NL__2PRFIN20021003_025509_000000422010_00032_03092_8795.N1	03-OCT-2002 02:55:09	Bright	42.000	49	1Alp UMi	1.9900	6300.0	84	3092	No
37	GOM_NL__2PRFIN20021003_025720_000000442010_00032_03092_8796.N1	03-OCT-2002 02:57:20	Bright	43.500	60	7Bet UMi	2.0810	3950.0	87	3092	No
38	GOM_NL__2PRFIN20021003_030309_000000442010_00032_03092_8797.N1	03-OCT-2002 03:03:09	Bright	43.500	36	50Alp UMa	1.8000	6300.0	87	3092	No
39	GOM_NL__2PRFIN20021003_030440_000000422010_00032_03092_8798.N1	03-OCT-2002 03:04:40	Bright	42.000	82	48Bet UMa	2.3650	10600.	84	3092	No
40	GOM_NL__2PRFIN20021003_030754_000000422010_00032_03092_8799.N1	03-OCT-2002 03:07:54	Bright	42.000	174	52Psi UMa	3.0040	4400.0	84	3092	No
41	GOM_NL__2PRFIN20021003_034148_000000552010_00033_03093_8778.N1	03-OCT-2002 03:41:48	Dark	54.500	2	Alp Car	-0.73600	7000.0	109	3093	No
42	GOM_NL__2PRFIN20021003_034421_000000732010_00033_03093_8779.N1	03-OCT-2002 03:44:21	Dark	72.500	108	Alp Col	2.6520	15200.	145	3093	No

43	GOM_NL__2PRFIN20021003_034845_000000432010_00033_03093_8780.N1	03-OCT-2002 03:48:45	Dark	43.000	135	Bet Hyi	2.8200	5800.0	86	3093	No
44	GOM_NL__2PRFIN20021003_035100_000000462010_00033_03093_8781.N1	03-OCT-2002 03:51:00	Dark	46.000	143	Alp Hyi	2.8570	7200.0	92	3093	No
45	GOM_NL__2PRFIN20021003_035227_000000492010_00033_03093_8782.N1	03-OCT-2002 03:52:27	Dark	48.500	9	Alp Eri	0.45300	24000.	97	3093	No
46	GOM_NL__2PRFIN20021003_035410_000000592010_00033_03093_8783.N1	03-OCT-2002 03:54:10	Straylight	58.500	157	The1Eri	2.9060	9300.0	117	3093	No
47	GOM_NL__2PRFIN20021003_035743_000000502010_00033_03093_8784.N1	03-OCT-2002 03:57:43	Straylight	50.000	63	Bet Gru	2.1500	2800.0	100	3093	No
48	GOM_NL__2PRFIN20021003_040223_000000462010_00033_03093_8785.N1	03-OCT-2002 04:02:23	Straylight	45.500	18	24Alp PsA	1.1660	9700.0	91	3093	No
49	GOM_NL__2PRFIN20021003_040437_000000572010_00033_03093_8786.N1	03-OCT-2002 04:04:37	Straylight	57.000	52	16Bet Cet	2.0370	4500.0	114	3093	No
50	GOM_NL__2PRFIN20021003_041109_000000462010_00033_03093_8787.N1	03-OCT-2002 04:11:09	Bright	45.500	162	34Alp Aqr	2.9440	5350.0	91	3093	No
51	GOM_NL__2PRFIN20021003_041447_000000442010_00033_03093_8788.N1	03-OCT-2002 04:14:47	Bright	44.000	90	54Alp Peg	2.4870	11000.	88	3093	No
52	GOM_NL__2PRFIN20021003_041824_000000432010_00033_03093_8789.N1	03-OCT-2002 04:18:24	Bright	42.500	93	53Bet Peg	2.5200	3100.0	85	3093	No
53	GOM_NL__2PRFIN20021003_042010_000000732010_00033_03093_8790.N1	03-OCT-2002 04:20:10	Bright	72.500	105	6Bet Ari	2.6450	8900.0	145	3093	No
54	GOM_NL__2PRFIN20021003_042237_000000572010_00033_03093_8791.N1	03-OCT-2002 04:22:37	Bright	56.500	53	43Bet And	2.0480	3300.0	113	3093	No
55	GOM_NL__2PRFIN20021003_042741_000000462010_00033_03093_8792.N1	03-OCT-2002 04:27:41	Bright	46.000	74	11Bet Cas	2.2680	6600.0	92	3093	No
56	GOM_NL__2PRFIN20021003_042934_000000502010_00033_03093_8793.N1	03-OCT-2002 04:29:34	Bright	49.500	110	37Del Cas	2.6780	8900.0	99	3093	No
57	GOM_NL__2PRFIN20021003_043238_000000602010_00033_03093_8794.N1	03-OCT-2002 04:32:38	Bright	59.500	160	23Gam Per	2.9300	4700.0	119	3093	No
58	GOM_NL__2PRFIN20021003_052225_000000672010_00034_03094_8798.N1	03-OCT-2002 05:22:25	Dark	67.000	2	Alp Car	-0.73600	7000.0	134	3094	No
59	GOM_NL__2PRFIN20021003_052458_000000752010_00034_03094_8799.N1	03-OCT-2002 05:24:58	Dark	74.500	108	Alp Col	2.6520	15200.	149	3094	No
60	GOM_NL__2PRFIN20021003_052921_000000442010_00034_03094_8800.N1	03-OCT-2002 05:29:21	Dark	44.000	135	Bet Hyi	2.8200	5800.0	88	3094	No
61	GOM_NL__2PRFIN20021003_053136_000000462010_00034_03094_8801.N1	03-OCT-2002 05:31:36	Dark	45.500	143	Alp Hyi	2.8570	7200.0	91	3094	No
62	GOM_NL__2PRFIN20021003_053304_000000572010_00034_03094_8802.N1	03-OCT-2002 05:33:04	Dark	56.500	9	Alp Eri	0.45300	24000.	113	3094	No
63	GOM_NL__2PRFIN20021003_053447_000000582010_00034_03094_8803.N1	03-OCT-2002 05:34:47	Straylight	57.500	157	The1Eri	2.9060	9300.0	115	3094	No
64	GOM_NL__2PRFIN20021003_053819_000000582010_00034_03094_8804.N1	03-OCT-2002 05:38:19	Straylight	57.500	63	Bet Gru	2.1500	2800.0	115	3094	No
65	GOM_NL__2PRFIN20021003_054259_000000532010_00034_03094_8805.N1	03-OCT-2002 05:42:59	Straylight	52.500	18	24Alp PsA	1.1660	9700.0	105	3094	No
66	GOM_NL__2PRFIN20021003_054513_000000552010_00034_03094_8806.N1	03-OCT-2002 05:45:13	Straylight	54.500	52	16Bet Cet	2.0370	4500.0	109	3094	No
67	GOM_NL__2PRFIN20021003_055145_000000442010_00034_03094_8807.N1	03-OCT-2002 05:51:45	Bright	44.000	162	34Alp Aqr	2.9440	5350.0	88	3094	No
68	GOM_NL__2PRFIN20021003_055522_000000432010_00034_03094_8808.N1	03-OCT-2002 05:55:22	Bright	43.000	90	54Alp Peg	2.4870	11000.	86	3094	No
69	GOM_NL__2PRFIN20021003_055900_000000432010_00034_03094_8809.N1	03-OCT-2002 05:59:00	Bright	42.500	93	53Bet Peg	2.5200	3100.0	85	3094	No
70	GOM_NL__2PRFIN20021003_060045_000000722010_00034_03094_8810.N1	03-OCT-2002 06:00:45	Bright	72.000	105	6Bet Ari	2.6450	8900.0	144	3094	No
71	GOM_NL__2PRFIN20021003_060312_000000532010_00034_03094_8811.N1	03-OCT-2002 06:03:12	Bright	52.500	53	43Bet And	2.0480	3300.0	105	3094	No
72	GOM_NL__2PRFIN20021003_060817_000000472010_00034_03094_8812.N1	03-OCT-2002 06:08:17	Bright	47.000	74	11Bet Cas	2.2680	6600.0	94	3094	No
73	GOM_NL__2PRFIN20021003_061010_000000482010_00034_03094_8813.N1	03-OCT-2002 06:10:10	Bright	48.000	110	37Del Cas	2.6780	8900.0	96	3094	No
74	GOM_NL__2PRFIN20021003_061313_000000622010_00034_03094_8814.N1	03-OCT-2002 06:13:13	Bright	62.000	160	23Gam Per	2.9300	4700.0	124	3094	No
75	GOM_NL__2PRFIN20021003_061621_000000442010_00034_03094_8815.N1	03-OCT-2002 06:16:21	Bright	43.500	49	1Alp UMi	1.9900	6300.0	87	3094	No
76	GOM_NL__2PRFIN20021003_061833_000000452010_00034_03094_8816.N1	03-OCT-2002 06:18:33	Bright	44.500	60	7Bet UMi	2.0810	3950.0	89	3094	No
77	GOM_NL__2PRFIN20021003_062422_000000442010_00034_03094_8817.N1	03-OCT-2002 06:24:22	Bright	43.500	36	50Alp UMa	1.8000	6300.0	87	3094	No
78	GOM_NL__2PRFIN20021003_062552_000000432010_00034_03094_8818.N1	03-OCT-2002 06:25:52	Bright	43.000	82	48Bet UMa	2.3650	10600.	86	3094	No
79	GOM_NL__2PRFIN20021003_062907_000000422010_00034_03094_8819.N1	03-OCT-2002 06:29:07	Bright	41.500	174	52Psi UMa	3.0040	4400.0	83	3094	No
80	GOM_NL__2PRFIN20021003_063107_000001152010_00034_03094_8820.N1	03-OCT-2002 06:31:07	Bright	114.50	107	37The Aur	2.6490	11000.	229	3094	No
81	GOM_NL__2PRFIN20021003_063427_000000722010_00034_03094_8821.N1	03-OCT-2002 06:34:27	Bright	71.500	24	66Alp Gem	1.5800	10200.	143	3094	No
82	GOM_NL__2PRFIN20021003_063929_000001322010_00034_03094_8822.N1	03-OCT-2002 06:39:29	Tw_i_and_stray	132.00	170	27Eps Gem	3.0000	9700.0	264	3094	No
83	GOM_NL__2PRFIN20021003_064545_000000912010_00034_03094_2549.N1	03-OCT-2002 06:45:45	Dark	91.000	8	10Alp CMi	0.40000	6500.0	182	3094	No
84	GOM_NL__2PRFIN20021003_065507_000000582010_00034_03094_2550.N1	03-OCT-2002 06:55:07	Dark	58.000	65	Lam Vel	2.2040	4400.0	116	3094	No
85	GOM_NL__2PRFIN20021003_084338_000000552010_00036_03096_8798.N1	03-OCT-2002 08:43:38	Dark	54.500	2	Alp Car	-0.73600	7000.0	109	3096	No
86	GOM_NL__2PRFIN20021003_084612_000000752010_00036_03096_8799.N1	03-OCT-2002 08:46:12	Dark	75.000	108	Alp Col	2.6520	15200.	150	3096	No
87	GOM_NL__2PRFIN20021003_085004_000001592010_00036_03096_8800.N1	03-OCT-2002 08:50:04	Dark	159.00	139	9Bet Lep	2.8330	5600.0	318	3096	No
88	GOM_NL__2PRFIN20021003_085600_000000602010_00036_03096_8801.N1	03-OCT-2002 08:56:00	Straylight	59.500	157	The1Eri	2.9060	9300.0	119	3096	No
89	GOM_NL__2PRFIN20021003_085931_000000562010_00036_03096_8802.N1	03-OCT-2002 08:59:31	Straylight	56.000	63	Bet Gru	2.1500	2800.0	112	3096	No
90	GOM_NL__2PRFIN20021003_090411_000000502010_00036_03096_8803.N1	03-OCT-2002 09:04:11	Straylight	50.000	18	24Alp PsA	1.1660	9700.0	100	3096	No
91	GOM_NL__2PRFIN20021003_090625_000000582010_00036_03096_8804.N1	03-OCT-2002 09:06:25	Straylight	57.500	52	16Bet Cet	2.0370	4500.0	115	3096	No
92	GOM_NL__2PRFIN20021003_102415_000000552010_00037_03097_8798.N1	03-OCT-2002 10:24:15	Dark	54.500	2	Alp Car	-0.73600	7000.0	109	3097	No
93	GOM_NL__2PRFIN20021003_102650_000000732010_00037_03097_8799.N1	03-OCT-2002 10:26:50	Dark	72.500	108	Alp Col	2.6520	15200.	145	3097	No
94	GOM_NL__2PRFIN20021003_103043_000001552010_00037_03097_8800.N1	03-OCT-2002 10:30:43	Dark	154.50	139	9Bet Lep	2.8330	5600.0	309	3097	No
95	GOM_NL__2PRFIN20021003_103636_000000612010_00037_03097_8801.N1	03-OCT-2002 10:36:36	Straylight	61.000	157	The1Eri	2.9060	9300.0	122	3097	No
96	GOM_NL__2PRFIN20021003_104007_000000542010_00037_03097_8802.N1	03-OCT-2002 10:40:07	Straylight	53.500	63	Bet Gru	2.1500	2800.0	107	3097	No
97	GOM_NL__2PRFIN20021003_104447_000000502010_00037_03097_8803.N1	03-OCT-2002 10:44:47	Straylight	49.500	18	24Alp PsA	1.1660	9700.0	99	3097	No
98	GOM_NL__2PRFIN20021003_104701_000000582010_00037_03097_8804.N1	03-OCT-2002 10:47:01	Straylight	58.000	52	16Bet Cet	2.0370	4500.0	116	3097	No
99	GOM_NL__2PRFIN20021003_120451_000000552010_00038_03098_8798.N1	03-OCT-2002 12:04:51	Dark	54.500	2	Alp Car	-0.73600	7000.0	109	3098	No
100	GOM_NL__2PRFIN20021003_120728_000000732010_00038_03098_8799.N1	03-OCT-2002 12:07:28	Dark	73.000	108	Alp Col	2.6520	15200.	146	3098	No
101	GOM_NL__2PRFIN20021003_121122_000001532010_00038_03098_8800.N1	03-OCT-2002 12:11:22	Dark	153.00	139	9Bet Lep	2.8330	5600.0	306	3098	No

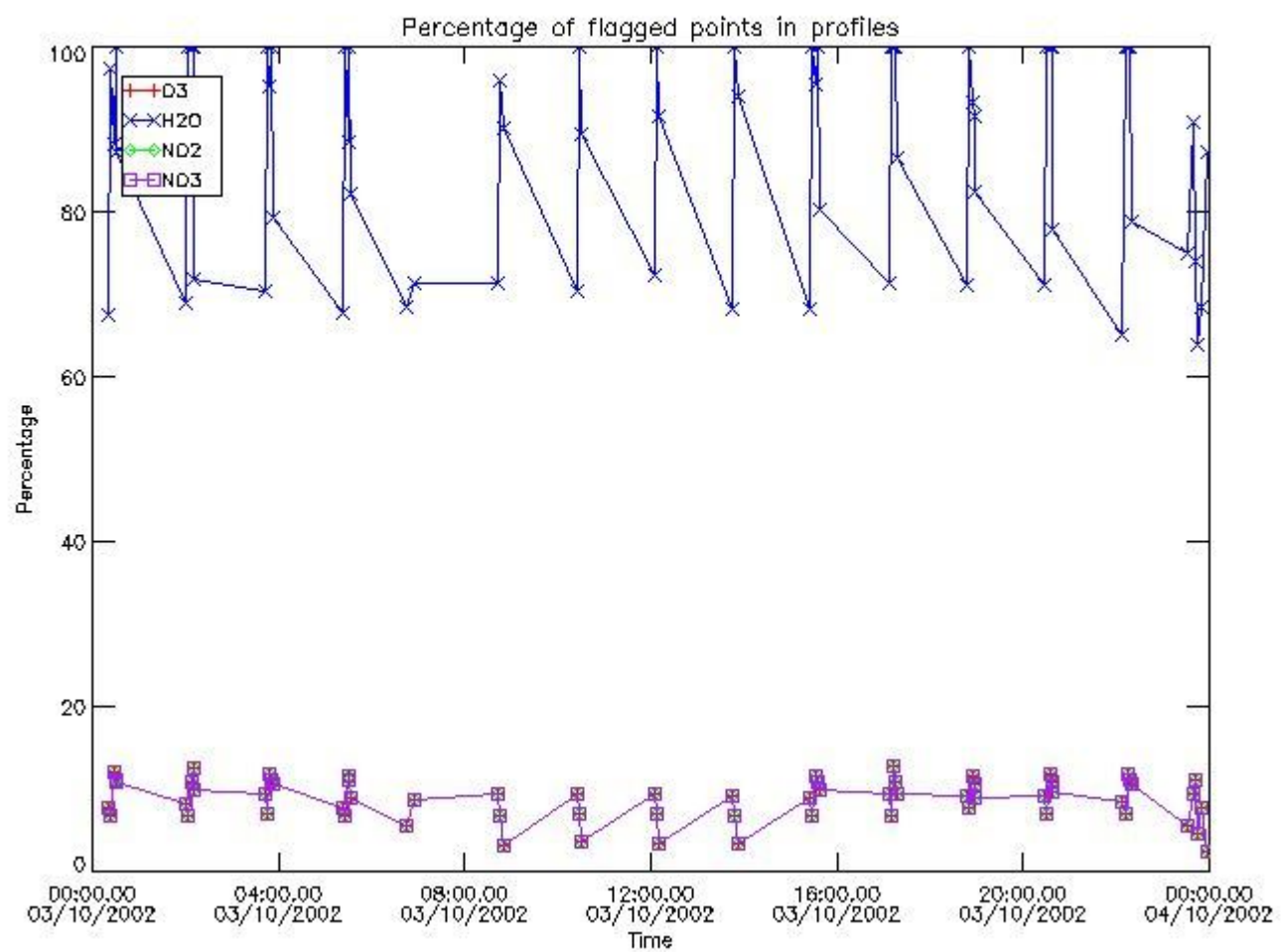
102	GOM_NL__2PRFIN20021003_121713_000000582010_00038_03098_8801.N1	03-OCT-2002 12:17:13	Straylight	58.000	157	The1Eri	2.9060	9300.0	116	3098	No
103	GOM_NL__2PRFIN20021003_122043_000000562010_00038_03098_8802.N1	03-OCT-2002 12:20:43	Straylight	55.500	63	Bet Gru	2.1500	2800.0	111	3098	No
104	GOM_NL__2PRFIN20021003_122524_000000492010_00038_03098_8803.N1	03-OCT-2002 12:25:24	Straylight	49.000	18	24Alp PsA	1.1660	9700.0	98	3098	No
105	GOM_NL__2PRFIN20021003_122738_000000572010_00038_03098_8804.N1	03-OCT-2002 12:27:38	Straylight	57.000	52	16Bet Cet	2.0370	4500.0	114	3098	No
106	GOM_NL__2PRFIN20021003_134528_000000562010_00039_03099_8798.N1	03-OCT-2002 13:45:28	Dark	55.500	2	Alp Car	-0.73600	7000.0	111	3099	No
107	GOM_NL__2PRFIN20021003_134805_000000772010_00039_03099_8799.N1	03-OCT-2002 13:48:05	Dark	76.500	108	Alp Col	2.6520	15200.	153	3099	No
108	GOM_NL__2PRFIN20021003_135200_000001492010_00039_03099_8800.N1	03-OCT-2002 13:52:00	Dark	149.00	139	9Bet Lep	2.8330	5600.0	298	3099	No
109	GOM_NL__2PRFIN20021003_135750_000000592010_00039_03099_8801.N1	03-OCT-2002 13:57:50	Straylight	59.000	157	The1Eri	2.9060	9300.0	118	3099	No
110	GOM_NL__2PRFIN20021003_140120_000000542010_00039_03099_8802.N1	03-OCT-2002 14:01:20	Straylight	54.000	63	Bet Gru	2.1500	2800.0	108	3099	No
111	GOM_NL__2PRFIN20021003_140600_000000492010_00039_03099_8803.N1	03-OCT-2002 14:06:00	Straylight	49.000	18	24Alp PsA	1.1660	9700.0	98	3099	No
112	GOM_NL__2PRFIN20021003_152604_000000572010_00040_03100_8798.N1	03-OCT-2002 15:26:04	Dark	57.000	2	Alp Car	-0.73600	7000.0	114	3100	No
113	GOM_NL__2PRFIN20021003_152842_000000752010_00040_03100_8799.N1	03-OCT-2002 15:28:42	Dark	74.500	108	Alp Col	2.6520	15200.	149	3100	No
114	GOM_NL__2PRFIN20021003_153257_000000452010_00040_03100_8800.N1	03-OCT-2002 15:32:57	Dark	44.500	135	Bet Hyi	2.8200	5800.0	89	3100	No
115	GOM_NL__2PRFIN20021003_153514_000000472010_00040_03100_8801.N1	03-OCT-2002 15:35:14	Dark	46.500	143	Alp Hyi	2.8570	7200.0	93	3100	No
116	GOM_NL__2PRFIN20021003_153641_000000512010_00040_03100_8802.N1	03-OCT-2002 15:36:41	Dark	51.000	9	Alp Eri	0.45300	24000.	102	3100	No
117	GOM_NL__2PRFIN20021003_153826_000000592010_00040_03100_8803.N1	03-OCT-2002 15:38:26	Straylight	58.500	157	The1Eri	2.9060	9300.0	117	3100	No
118	GOM_NL__2PRFIN20021003_154155_000000572010_00040_03100_8804.N1	03-OCT-2002 15:41:55	Straylight	57.000	63	Bet Gru	2.1500	2800.0	114	3100	No
119	GOM_NL__2PRFIN20021003_154636_000000512010_00040_03100_8805.N1	03-OCT-2002 15:46:36	Straylight	51.000	18	24Alp PsA	1.1660	9700.0	102	3100	No
120	GOM_NL__2PRFIN20021003_170641_000000552010_00041_03101_8798.N1	03-OCT-2002 17:06:41	Dark	54.500	2	Alp Car	-0.73600	7000.0	109	3101	No
121	GOM_NL__2PRFIN20021003_170920_000000762010_00041_03101_8799.N1	03-OCT-2002 17:09:20	Dark	76.000	108	Alp Col	2.6520	15200.	152	3101	No
122	GOM_NL__2PRFIN20021003_171333_000000442010_00041_03101_8800.N1	03-OCT-2002 17:13:33	Dark	43.500	135	Bet Hyi	2.8200	5800.0	87	3101	No
123	GOM_NL__2PRFIN20021003_171550_000000472010_00041_03101_8801.N1	03-OCT-2002 17:15:50	Dark	46.500	143	Alp Hyi	2.8570	7200.0	93	3101	No
124	GOM_NL__2PRFIN20021003_171717_000000602010_00041_03101_8802.N1	03-OCT-2002 17:17:17	Dark	60.000	9	Alp Eri	0.45300	24000.	120	3101	No
125	GOM_NL__2PRFIN20021003_171903_000000652010_00041_03101_8803.N1	03-OCT-2002 17:19:03	Straylight	64.500	157	The1Eri	2.9060	9300.0	129	3101	No
126	GOM_NL__2PRFIN20021003_172231_000000462010_00041_03101_8804.N1	03-OCT-2002 17:22:31	Straylight	45.500	63	Bet Gru	2.1500	2800.0	91	3101	No
127	GOM_NL__2PRFIN20021003_184718_000000562010_00042_03102_8798.N1	03-OCT-2002 18:47:18	Dark	56.000	2	Alp Car	-0.73600	7000.0	112	3102	No
128	GOM_NL__2PRFIN20021003_184957_000000732010_00042_03102_8799.N1	03-OCT-2002 18:49:57	Dark	73.000	108	Alp Col	2.6520	15200.	146	3102	No
129	GOM_NL__2PRFIN20021003_185409_000000452010_00042_03102_8800.N1	03-OCT-2002 18:54:09	Dark	44.500	135	Bet Hyi	2.8200	5800.0	89	3102	No
130	GOM_NL__2PRFIN20021003_185626_000000492010_00042_03102_8801.N1	03-OCT-2002 18:56:26	Dark	48.500	143	Alp Hyi	2.8570	7200.0	97	3102	No
131	GOM_NL__2PRFIN20021003_185754_000000582010_00042_03102_8802.N1	03-OCT-2002 18:57:54	Dark	57.500	9	Alp Eri	0.45300	24000.	115	3102	No
132	GOM_NL__2PRFIN20021003_185940_000000612010_00042_03102_8803.N1	03-OCT-2002 18:59:40	Straylight	60.500	157	The1Eri	2.9060	9300.0	121	3102	No
133	GOM_NL__2PRFIN20021003_190307_000000592010_00042_03102_8804.N1	03-OCT-2002 19:03:07	Straylight	59.000	63	Bet Gru	2.1500	2800.0	118	3102	No
134	GOM_NL__2PRFIN20021003_202754_000000562010_00043_03103_8798.N1	03-OCT-2002 20:27:54	Dark	56.000	2	Alp Car	-0.73600	7000.0	112	3103	No
135	GOM_NL__2PRFIN20021003_203035_000000742010_00043_03103_8799.N1	03-OCT-2002 20:30:35	Dark	73.500	108	Alp Col	2.6520	15200.	147	3103	No
136	GOM_NL__2PRFIN20021003_203445_000000442010_00043_03103_8800.N1	03-OCT-2002 20:34:45	Dark	43.500	135	Bet Hyi	2.8200	5800.0	87	3103	No
137	GOM_NL__2PRFIN20021003_203703_000000472010_00043_03103_8801.N1	03-OCT-2002 20:37:03	Dark	46.500	143	Alp Hyi	2.8570	7200.0	93	3103	No
138	GOM_NL__2PRFIN20021003_203830_000000532010_00043_03103_8802.N1	03-OCT-2002 20:38:30	Dark	52.500	9	Alp Eri	0.45300	24000.	105	3103	No
139	GOM_NL__2PRFIN20021003_204016_000000602010_00043_03103_8803.N1	03-OCT-2002 20:40:16	Straylight	59.500	157	The1Eri	2.9060	9300.0	119	3103	No
140	GOM_NL__2PRFIN20021003_204344_000000512010_00043_03103_8804.N1	03-OCT-2002 20:43:44	Straylight	51.000	63	Bet Gru	2.1500	2800.0	102	3103	No
141	GOM_NL__2PRFIN20021003_220832_000000612010_00044_03104_8818.N1	03-OCT-2002 22:08:32	Dark	60.500	2	Alp Car	-0.73600	7000.0	121	3104	No
142	GOM_NL__2PRFIN20021003_221113_000000742010_00044_03104_8819.N1	03-OCT-2002 22:11:13	Dark	73.500	108	Alp Col	2.6520	15200.	147	3104	No
143	GOM_NL__2PRFIN20021003_221521_000000432010_00044_03104_8820.N1	03-OCT-2002 22:15:21	Dark	43.000	135	Bet Hyi	2.8200	5800.0	86	3104	No
144	GOM_NL__2PRFIN20021003_221739_000000462010_00044_03104_8821.N1	03-OCT-2002 22:17:39	Dark	45.500	143	Alp Hyi	2.8570	7200.0	91	3104	No
145	GOM_NL__2PRFIN20021003_221907_000000522010_00044_03104_8822.N1	03-OCT-2002 22:19:07	Dark	52.000	9	Alp Eri	0.45300	24000.	104	3104	No
146	GOM_NL__2PRFIN20021003_222053_000000612010_00044_03104_2540.N1	03-OCT-2002 22:20:53	Straylight	60.500	157	The1Eri	2.9060	9300.0	121	3104	No
147	GOM_NL__2PRFIN20021003_222420_000000512010_00044_03104_2541.N1	03-OCT-2002 22:24:20	Straylight	50.500	63	Bet Gru	2.1500	2800.0	101	3104	No
148	GOM_NL__2PRFIN20021003_222900_000000492010_00044_03104_2542.N1	03-OCT-2002 22:29:00	Straylight	48.500	18	24Alp PsA	1.1660	9700.0	97	3104	No
149	GOM_NL__2PRFIN20021003_223114_000000532010_00044_03104_2543.N1	03-OCT-2002 22:31:14	Straylight	53.000	52	16Bet Cet	2.0370	4500.0	106	3104	No
150	GOM_NL__2PRFIN20021003_223432_000001942010_00044_03104_2544.N1	03-OCT-2002 22:34:32	Tw_i_and_stray	194.00	165	34Gam Eri	2.9500	3200.0	388	3104	No
151	GOM_NL__2PRFIN20021003_224123_000000442010_00044_03104_2545.N1	03-OCT-2002 22:41:23	Bright	44.000	90	54Alp Peg	2.4870	11000.	88	3104	No
152	GOM_NL__2PRFIN20021003_224459_000000442010_00044_03104_2546.N1	03-OCT-2002 22:44:59	Bright	44.000	93	53Bet Peg	2.5200	3100.0	88	3104	No
153	GOM_NL__2PRFIN20021003_224905_000000542010_00044_03104_2547.N1	03-OCT-2002 22:49:05	Bright	53.500	53	43Bet And	2.0480	3300.0	107	3104	No
154	GOM_NL__2PRFIN20021003_225413_000000472010_00044_03104_2548.N1	03-OCT-2002 22:54:13	Bright	47.000	74	11Bet Cas	2.2680	6600.0	94	3104	No
155	GOM_NL__2PRFIN20021003_225604_000000492010_00044_03104_2549.N1	03-OCT-2002 22:56:04	Bright	48.500	110	37Del Cas	2.6780	8900.0	97	3104	No
156	GOM_NL__2PRFIN20021003_225903_000000602010_00044_03104_2550.N1	03-OCT-2002 22:59:03	Bright	60.000	160	23Gam Per	2.9300	4700.0	120	3104	No
157	GOM_NL__2PRFIN20021003_230220_000000422010_00044_03104_2551.N1	03-OCT-2002 23:02:20	Bright	42.000	49	1Alp UMi	1.9900	6300.0	84	3104	No
158	GOM_NL__2PRFIN20021003_230435_000000432010_00044_03104_2552.N1	03-OCT-2002 23:04:35	Bright	42.500	60	7Bet UMi	2.0810	3950.0	85	3104	No
159	GOM_NL__2PRFIN20021003_231021_000000462010_00044_03104_2553.N1	03-OCT-2002 23:10:21	Bright	45.500	36	50Alp UMa	1.8000	6300.0	91	3104	No
160	GOM_NL__2PRFIN20021003_231152_000000432010_00044_03104_2554.N1	03-OCT-2002 23:11:52	Bright	43.000	82	48Bet UMa	2.3650	10600.	86	3104	No

161	GOM_NL__2PRFIN20021003_231507_000000432010_00044_03104_2555.N1	03-OCT-2002 23:15:07	Bright	42.500	174	52Psi UMa	3.0040	4400.0	85	3104	No
162	GOM_NL__2PRFIN20021003_231701_000001172010_00044_03104_2556.N1	03-OCT-2002 23:17:01	Bright	116.50	107	37The Aur	2.6490	11000.	233	3104	No
163	GOM_NL__2PRFIN20021003_232028_000000732010_00044_03104_2557.N1	03-OCT-2002 23:20:28	Bright	72.500	24	66Alp Gem	1.5800	10200.	145	3104	No
164	GOM_NL__2PRFIN20021003_232538_000001402010_00044_03104_2558.N1	03-OCT-2002 23:25:38	Straylight	139.50	170	27Eps Gem	3.0000	9700.0	279	3104	No
165	GOM_NL__2PRFIN20021003_233156_000001032010_00044_03104_2559.N1	03-OCT-2002 23:31:56	Dark	102.50	8	10Alp CMi	0.40000	6500.0	205	3104	No
166	GOM_NL__2PRFIN20021003_233851_000000552010_00044_03104_2560.N1	03-OCT-2002 23:38:51	Dark	54.500	132	15Rho Pup	2.8030	6900.0	109	3104	No
167	GOM_NL__2PRFIN20021003_234110_000000512010_00044_03104_2561.N1	03-OCT-2002 23:41:10	Dark	50.500	65	Lam Vel	2.2040	4400.0	101	3104	No
168	GOM_NL__2PRFIN20021003_234404_000001132010_00044_03104_2562.N1	03-OCT-2002 23:44:04	Dark	112.50	1	9Alp CMa	-1.4400	11000.	225	3104	No
169	GOM_NL__2PRFIN20021003_234908_000000672010_00045_03105_2535.N1	03-OCT-2002 23:49:08	Dark	67.000	2	Alp Car	-0.73600	7000.0	134	3105	No
170	GOM_NL__2PRFIN20021003_235632_000002162010_00045_03105_2536.N1	03-OCT-2002 23:56:32	Dark	216.00	101	11Alp Lep	2.5820	7000.0	432	3105	No

3. Quality information per product

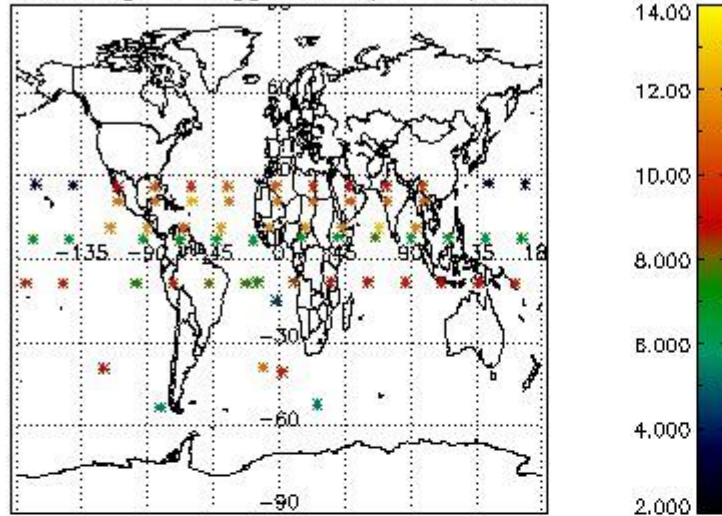
In this section it is plotted some information contained in the Quality Summary data set of the level 2 products. Only products in dark limb conditions and without errors (error flag in the MPH set to "0") are used.

3.1 Plot quality information per product (time dependant)

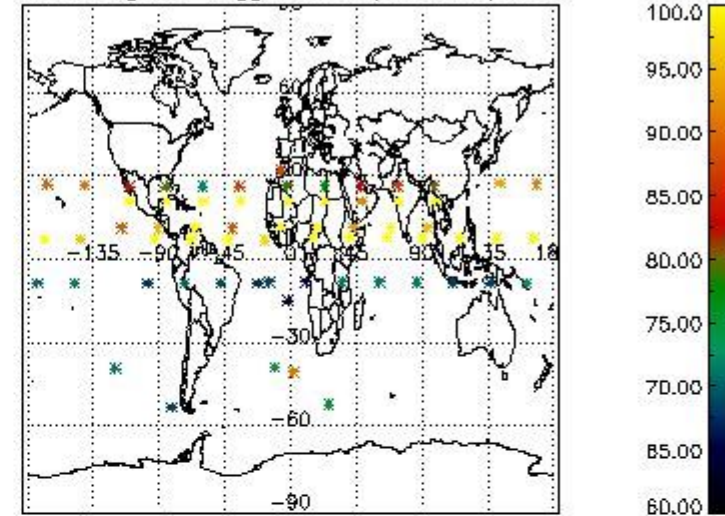


3.2 Plot quality information per product (world map)

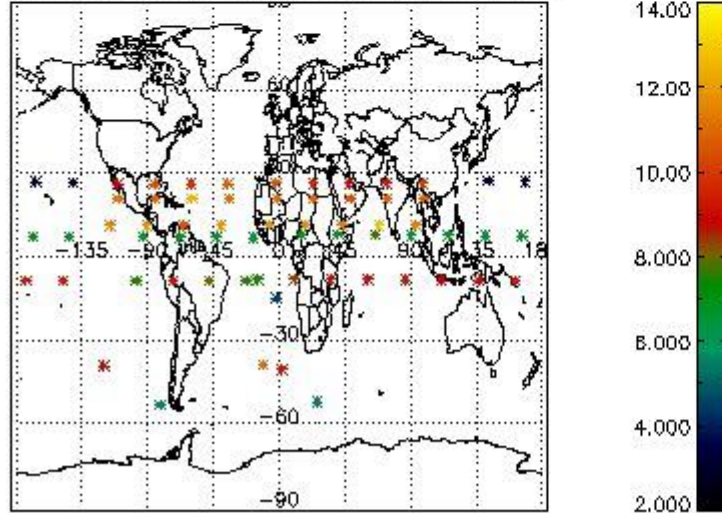
Percentage of flagged data per O3 profile



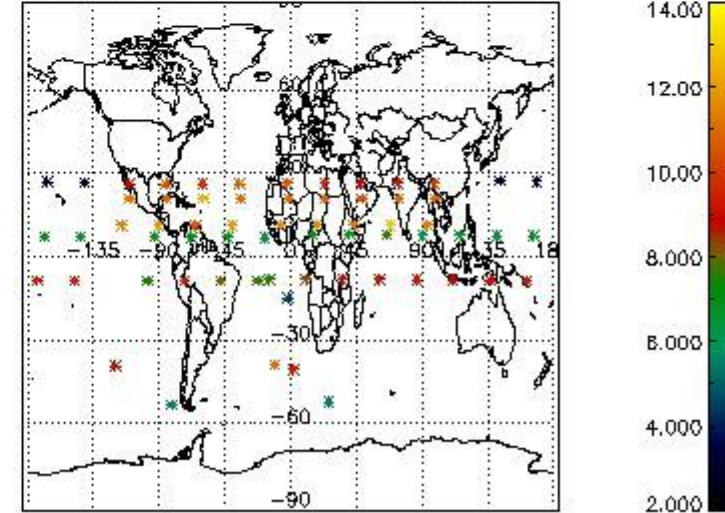
Percentage of flagged data per H2O profile



Percentage of flagged data per NO2 profile



Percentage of flagged data per NO3 profile

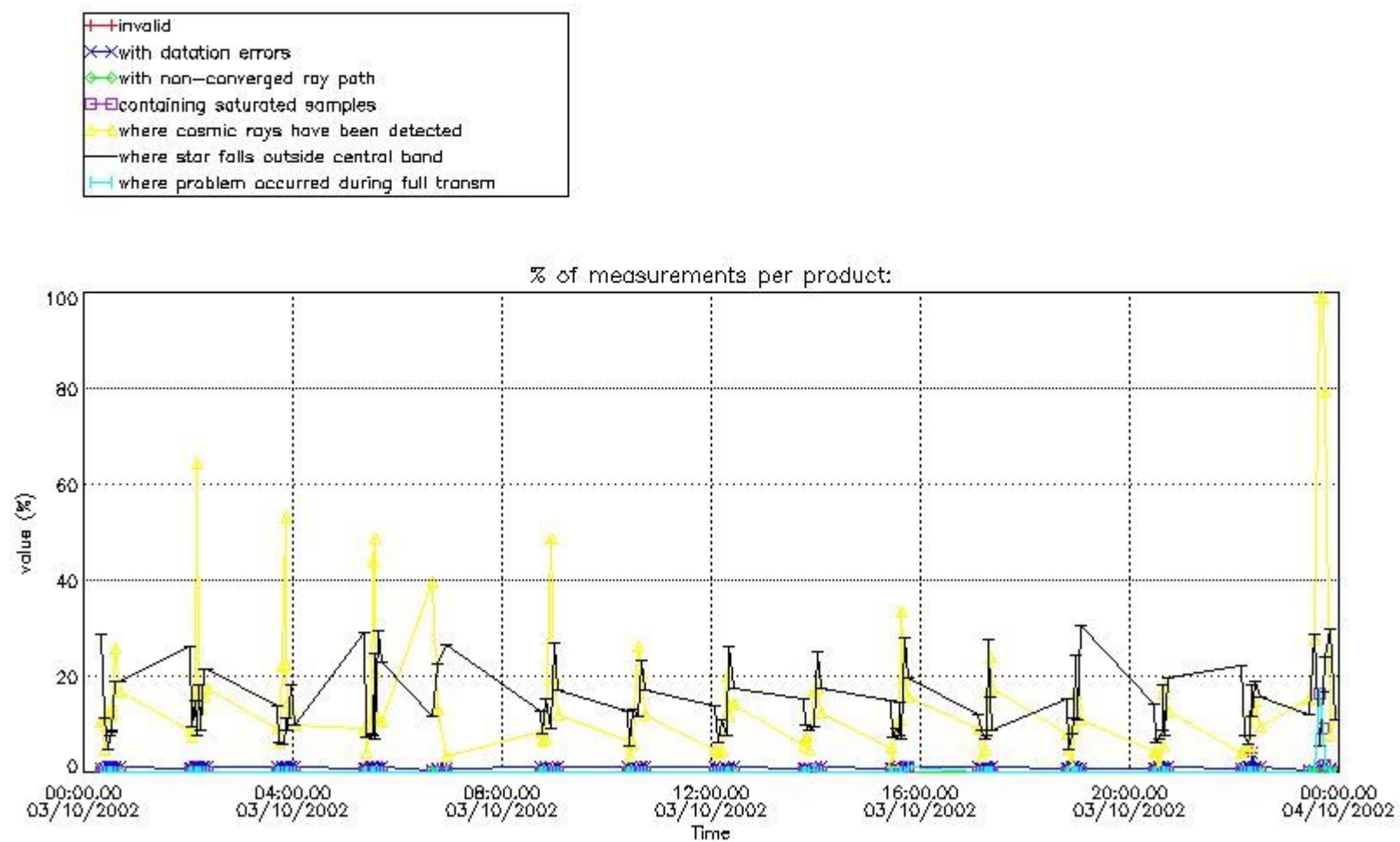


4. Level 1 quality information per product

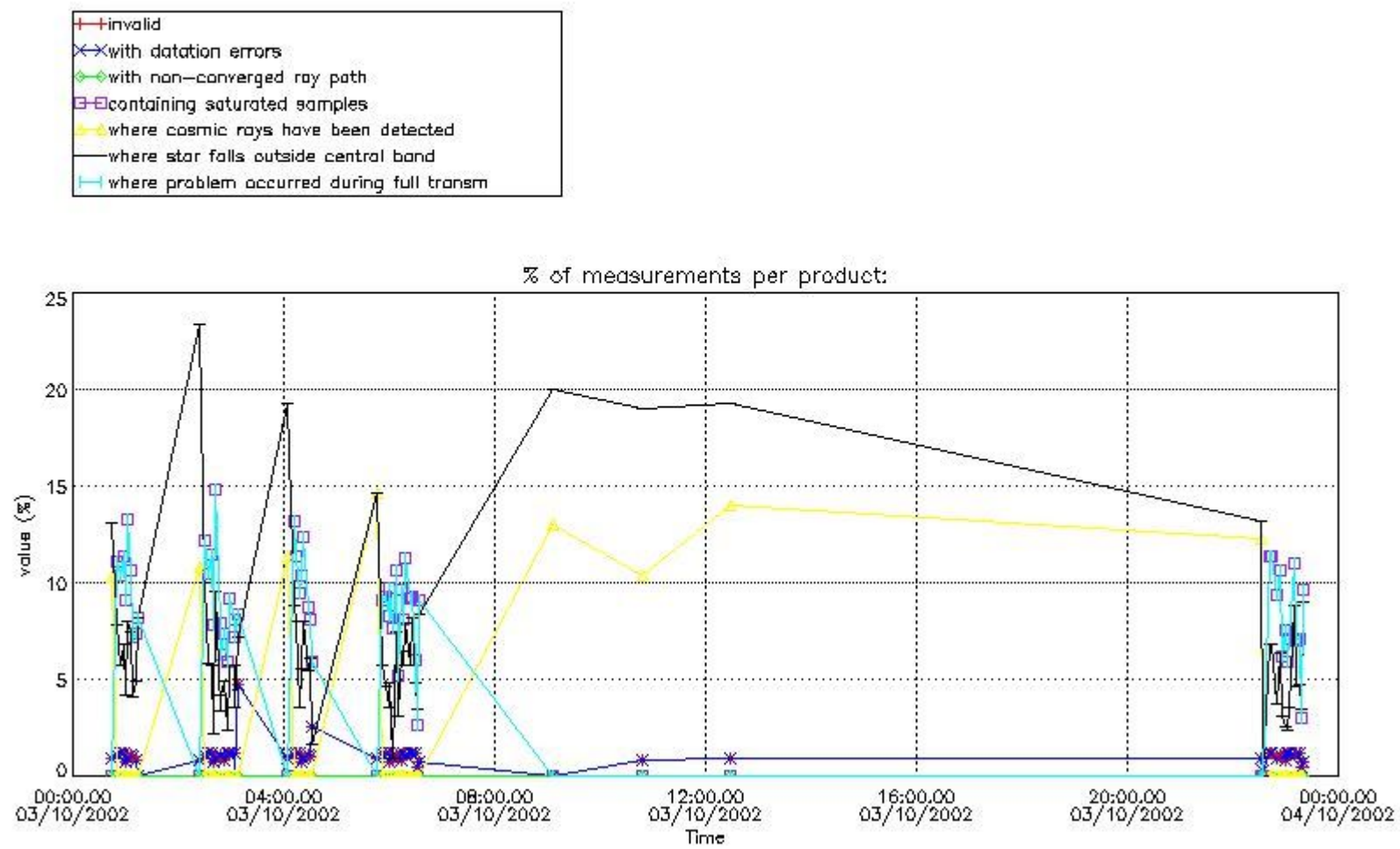
In this section it is plotted some information contained in the Quality Summary data set of the level 2 products that comes from the level 1b processing. Products without errors (error flag in the MPH set to "0") are used.

4.1 Plot quality information per product (time dependant) coming from level 1b processing

4.1.1 Plot level 1 quality information per product (time dependant): ENVISAT ASCENDING passes

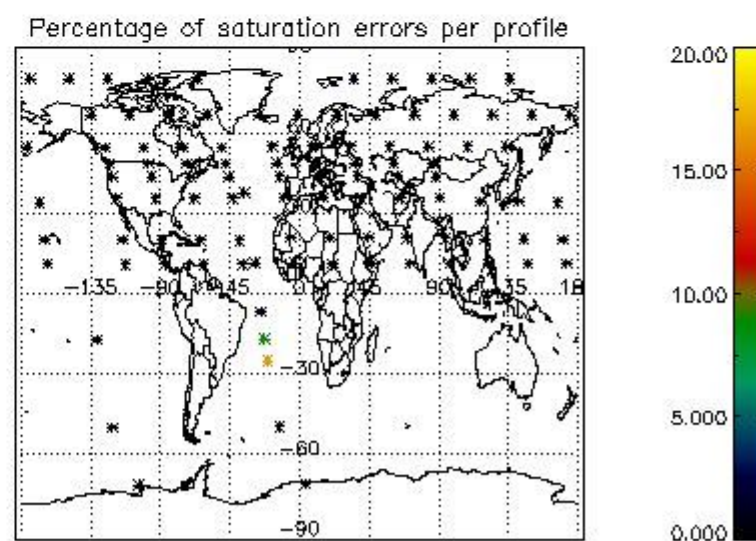
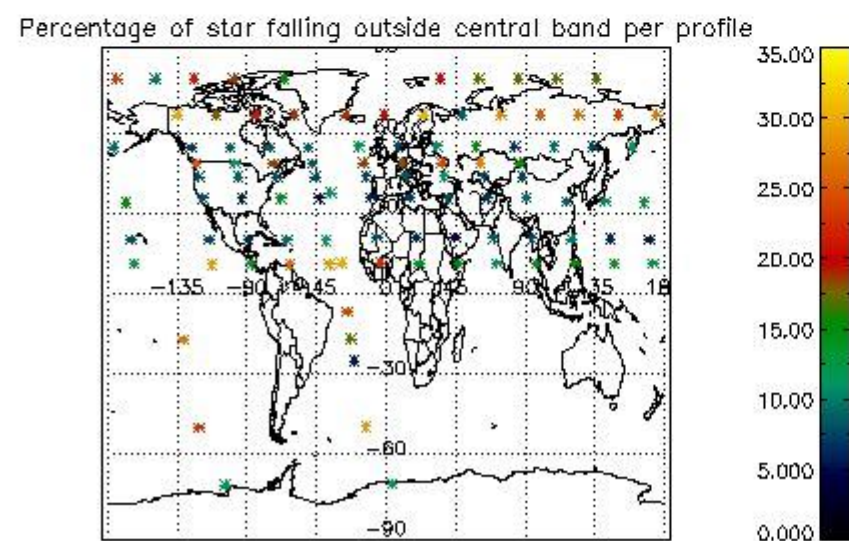
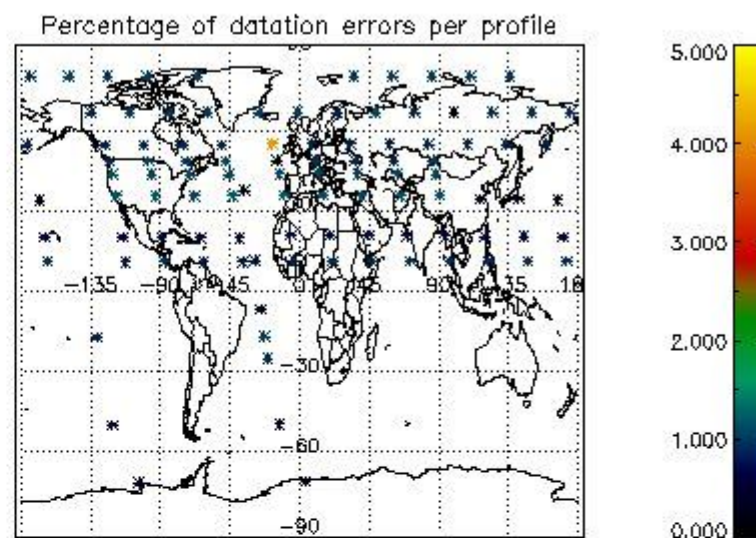
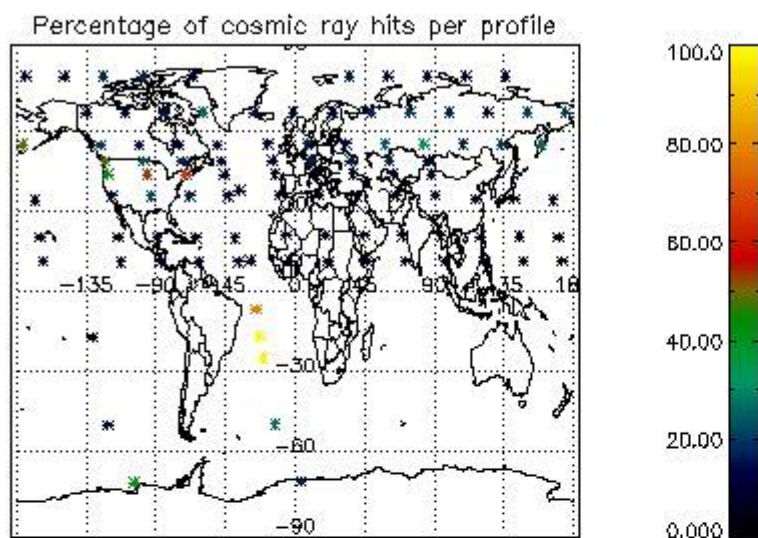


4.1.2 Plot level 1 quality information per product (time dependant): ENVI SAT DESCENDING passes

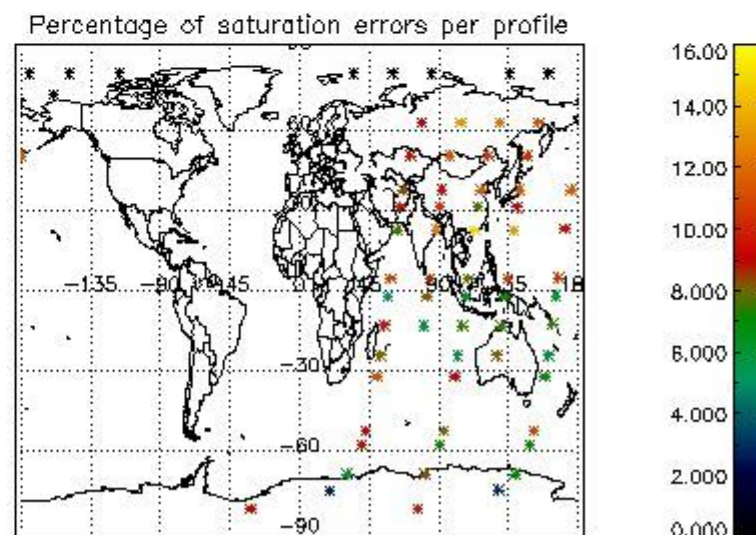
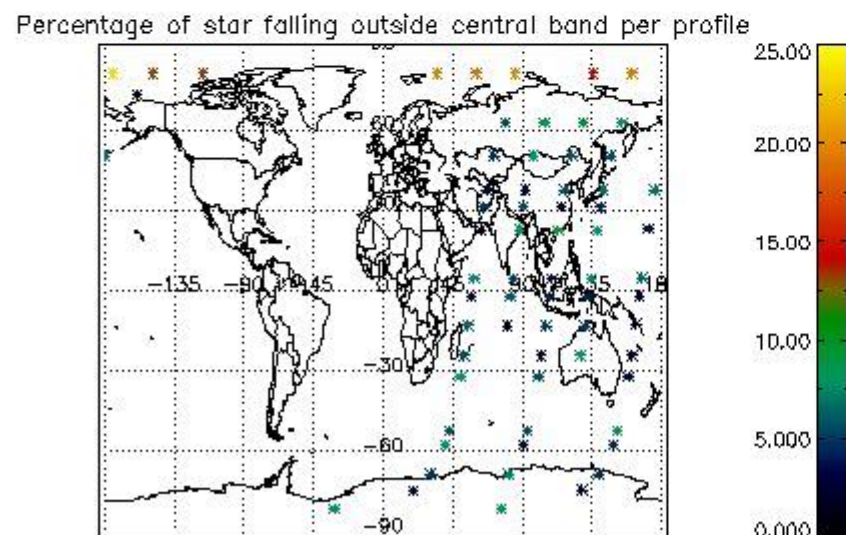
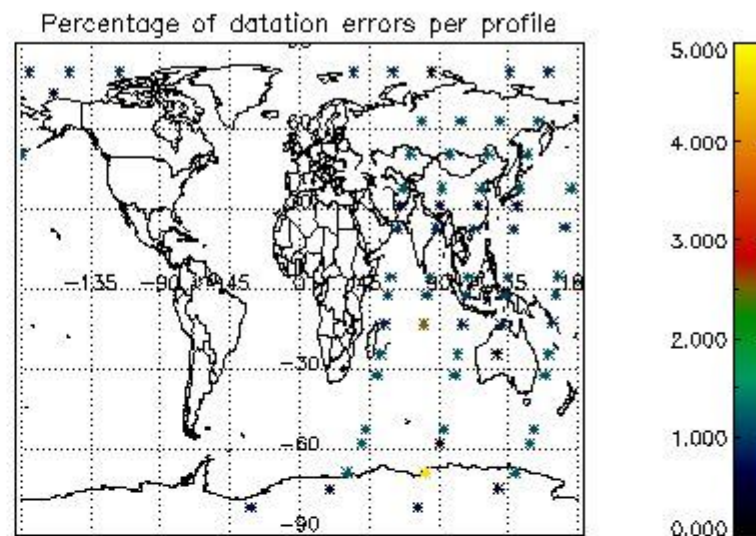
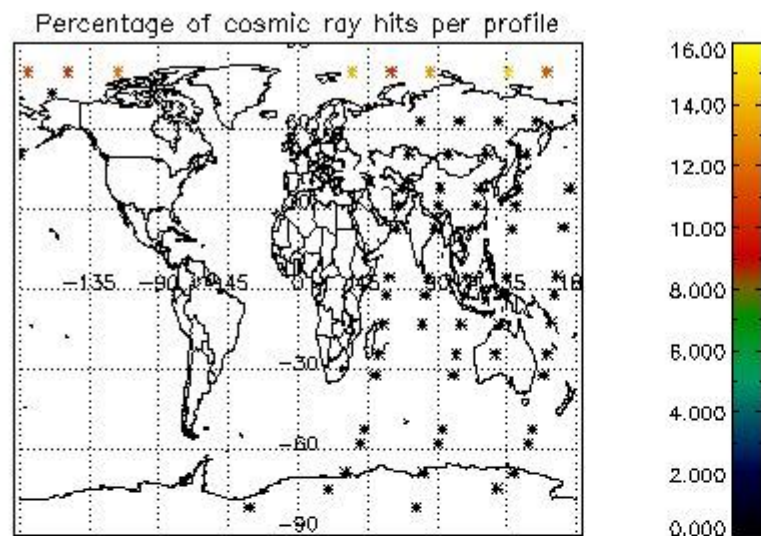


4.2 Plot quality information per product coming from level 1b processing (world map)

4.2.1 Plot level 1 quality information per product (world map): ENVISAT ASCENDING passes



4.2.2 Plot level 1 quality information per product (world map): ENVISAT DESCENDING passes



5. Trace gas profiles

5.1 Ozone statistics based on quality of products

The final quality of the products can be "measured" using the STD (Standard Deviation) attached to every point profile. This information is written to the parameter GOM_NL__2P/NL_LOCAL_SPECIES_DENSITY/o3_std of the level 2 products. The table below shows the statistics for given STD ranges.

The statistics are given with respect to the overall valid production:

- Products without fatal errors: GOM_NL__2P/MPH/PRODUCT_ERR=0
- Valid point profile: GOM_NL__2P/NL_LOCAL_SPECIES_DENSITY/pcd(0)=0

The 'Criteria' is applied to valid points of dark limb products:

- Products in dark limb illumination condition: GOM_NL__2P/NL_SUMMARY_QUALITY/obs_ill_cond=0
- Products without fatal errors: GOM_NL__2P/MPH/PRODUCT_ERR=0
- Valid point profile: GOM_NL__2P/NL_LOCAL_SPECIES_DENSITY/pcd(0)=0

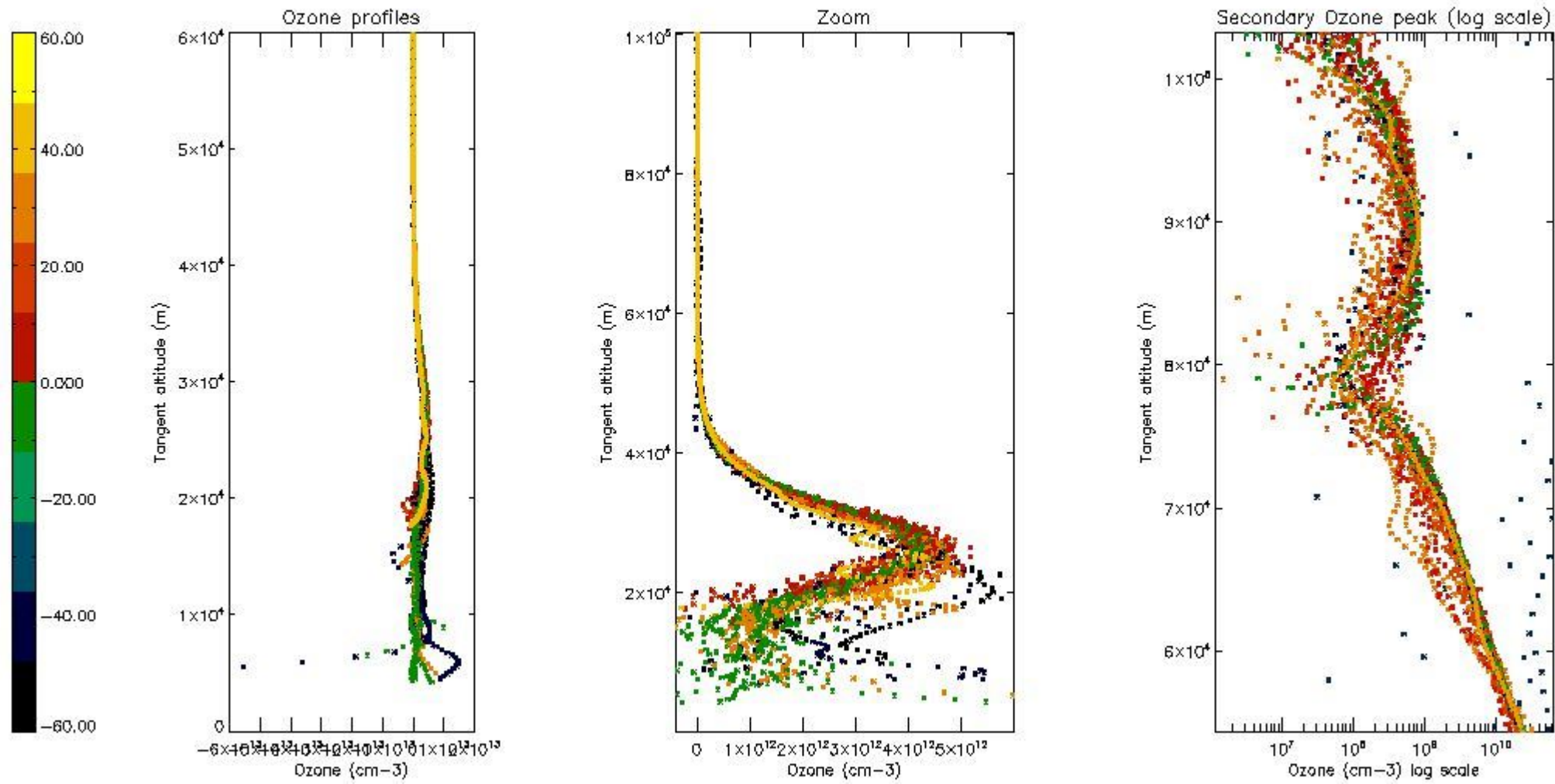
So, the table below shows the percentage of dark limb and valid observations for each criteria with respect to the overall valid daily observations.

Criteria	% of total production
All STD	43
STD < 20	25

STD < 10	22
STD < 5	16

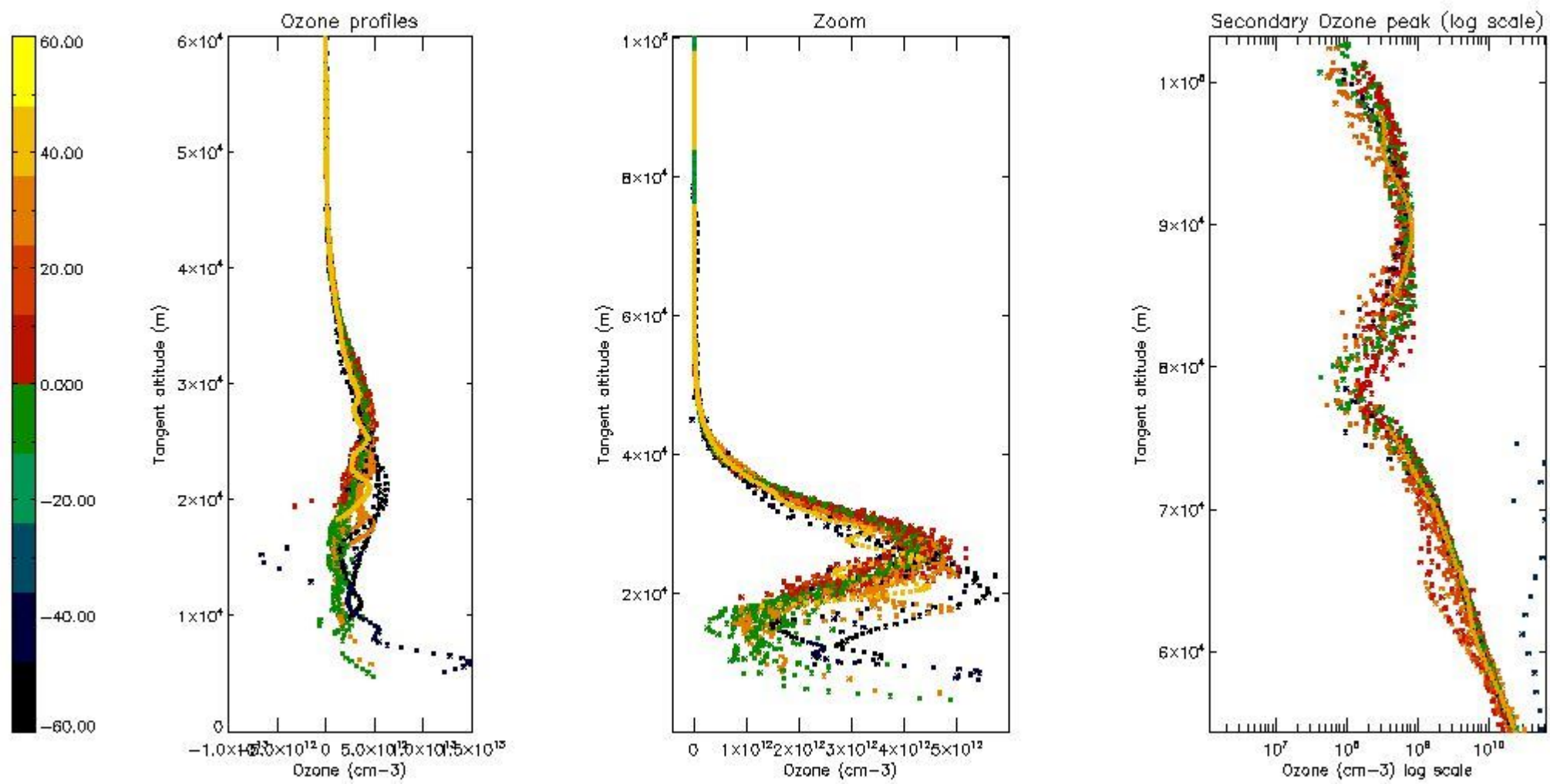
5.2 Plot ozone profiles for all STD (dark without errors)

The colorbar represents the latitude.



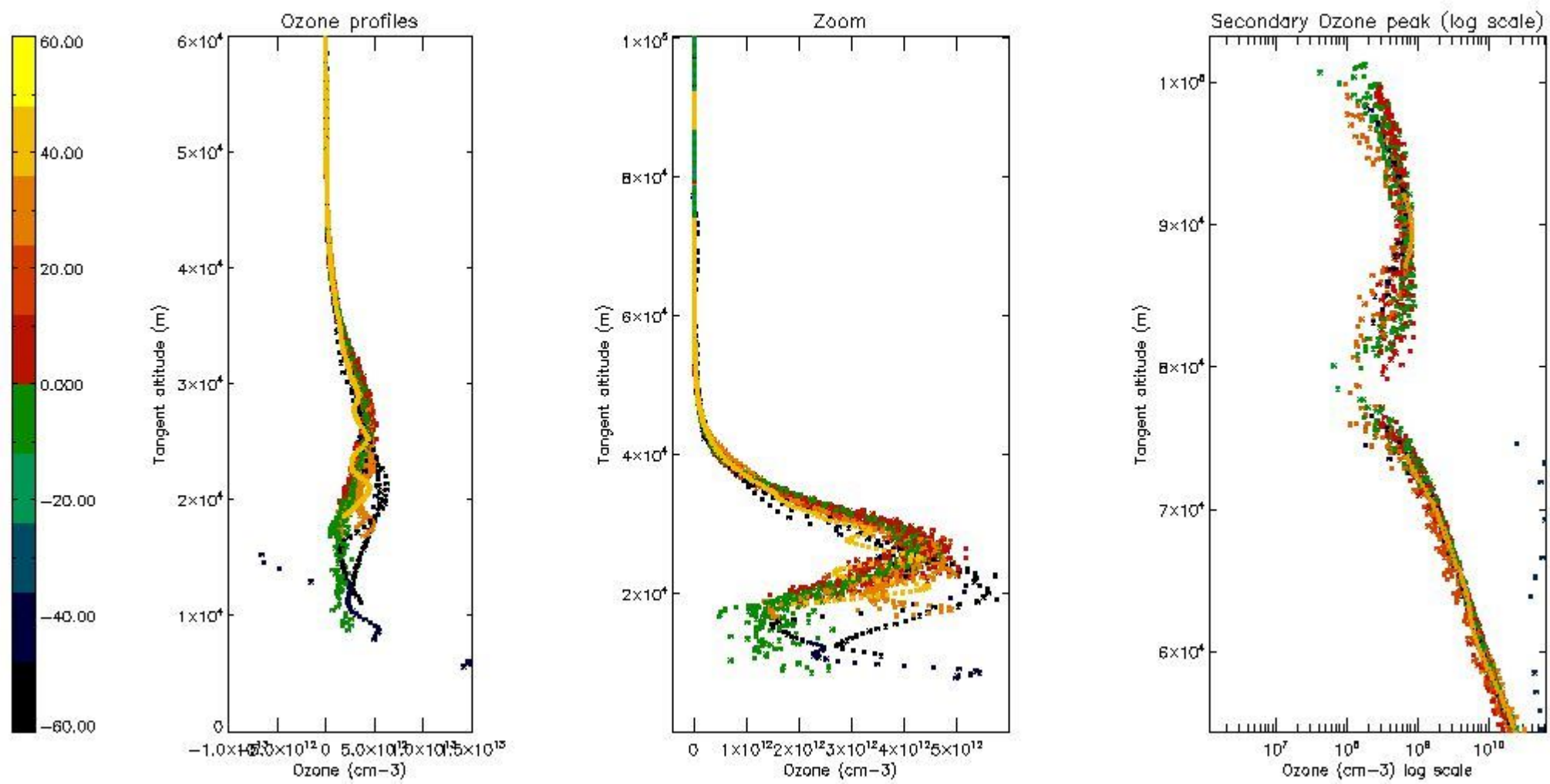
5.3 Plot ozone profiles where STD < 20% (dark without errors)

The colorbar represents the latitude.



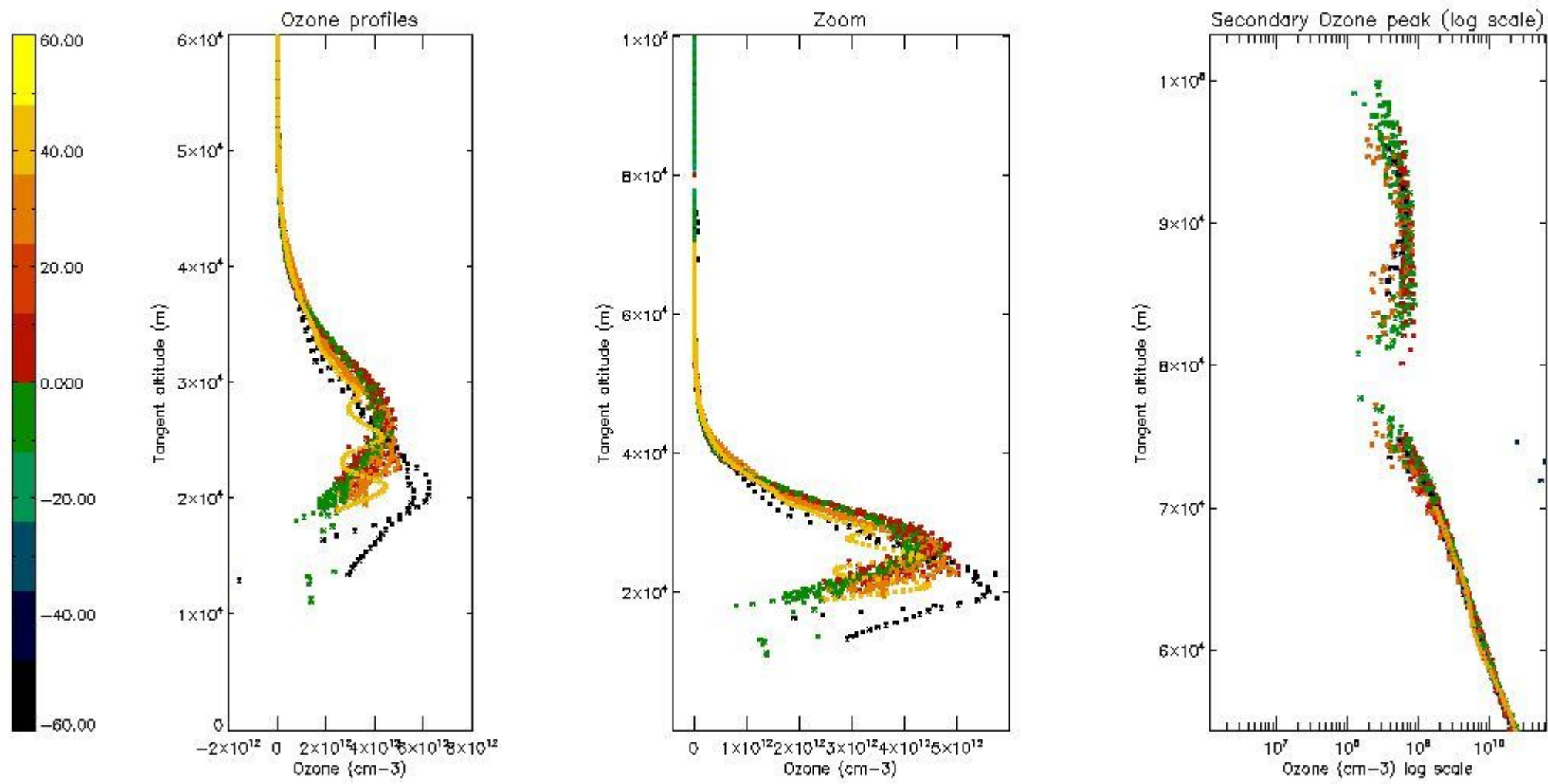
5.4 Plot ozone profiles where STD < 10% (dark without errors)

The colorbar represents the latitude.



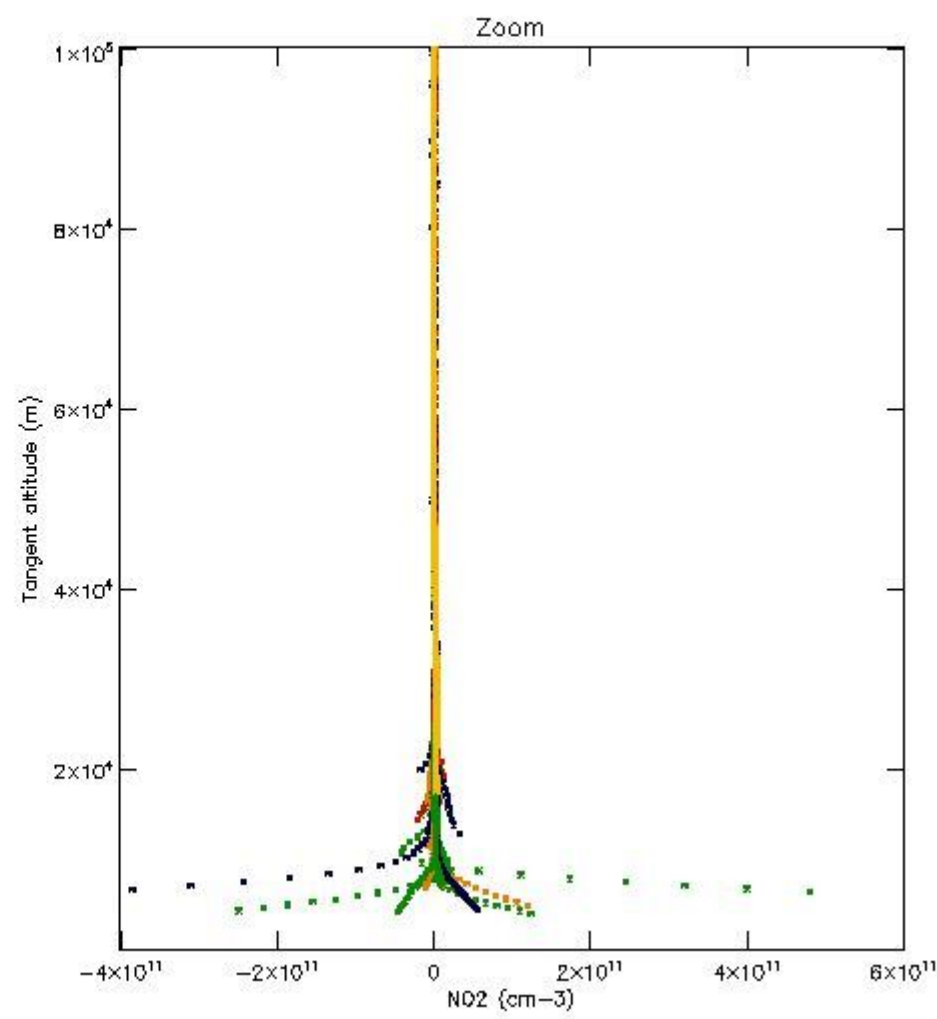
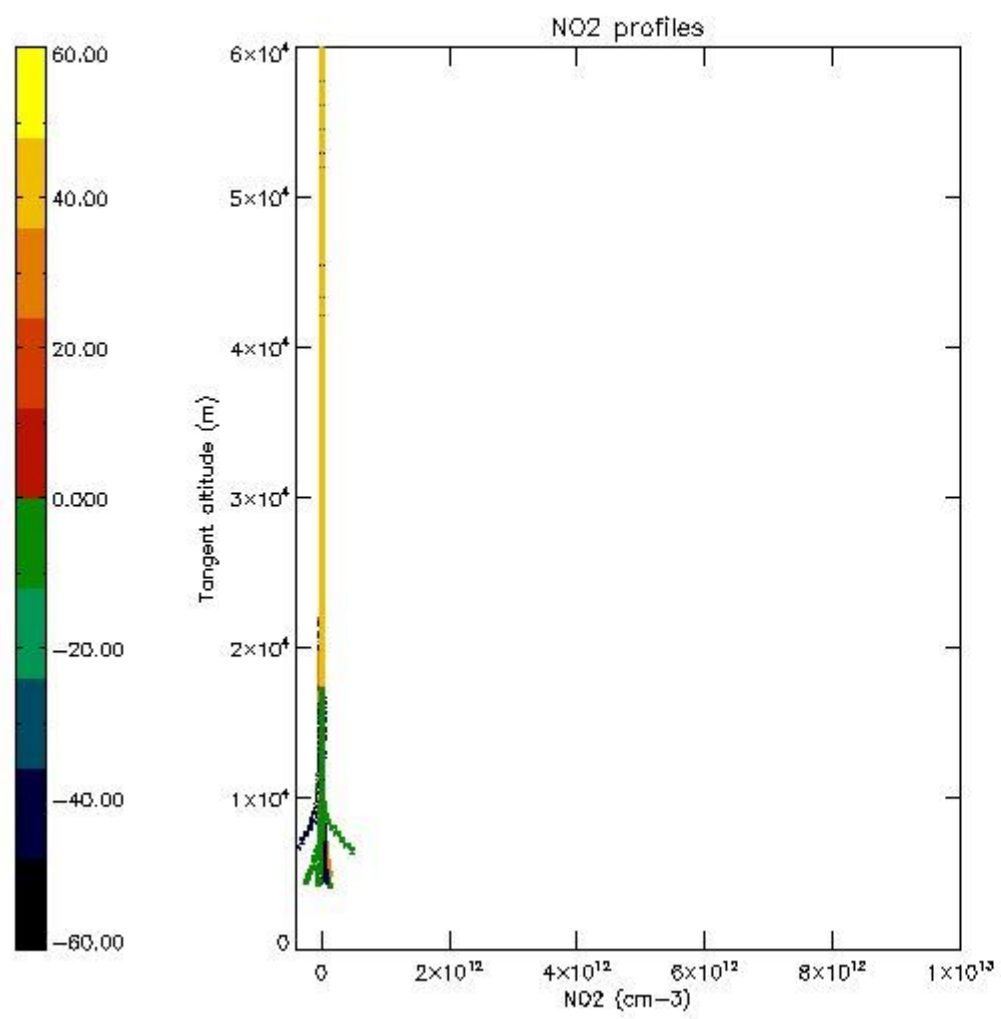
5.5 Plot ozone profiles where $STD < 5\%$ (dark without errors)

The colorbar represents the latitude.



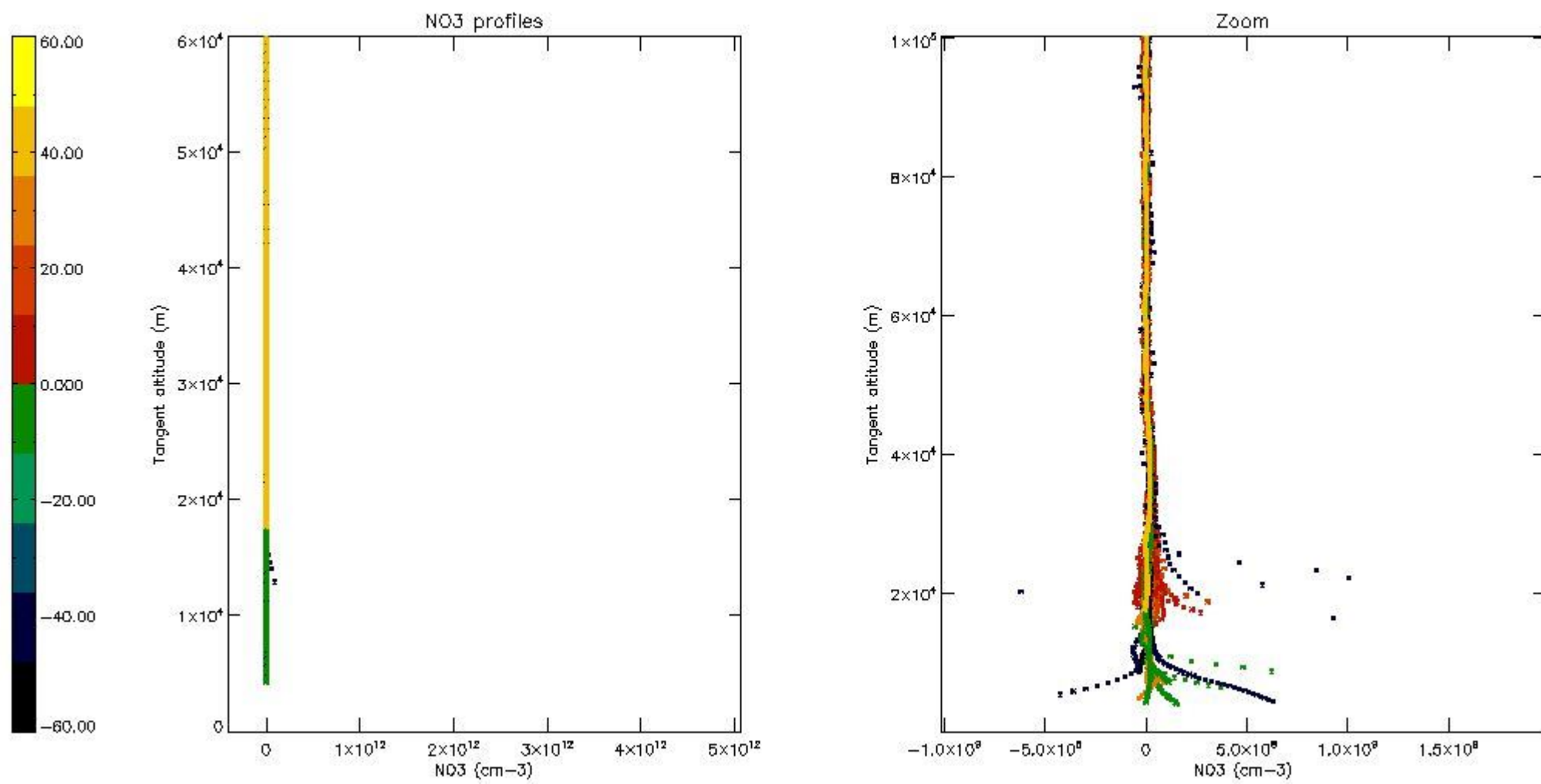
5.6 Plot NO₂ profiles for all STD (dark without errors)

The colorbar represents the latitude.



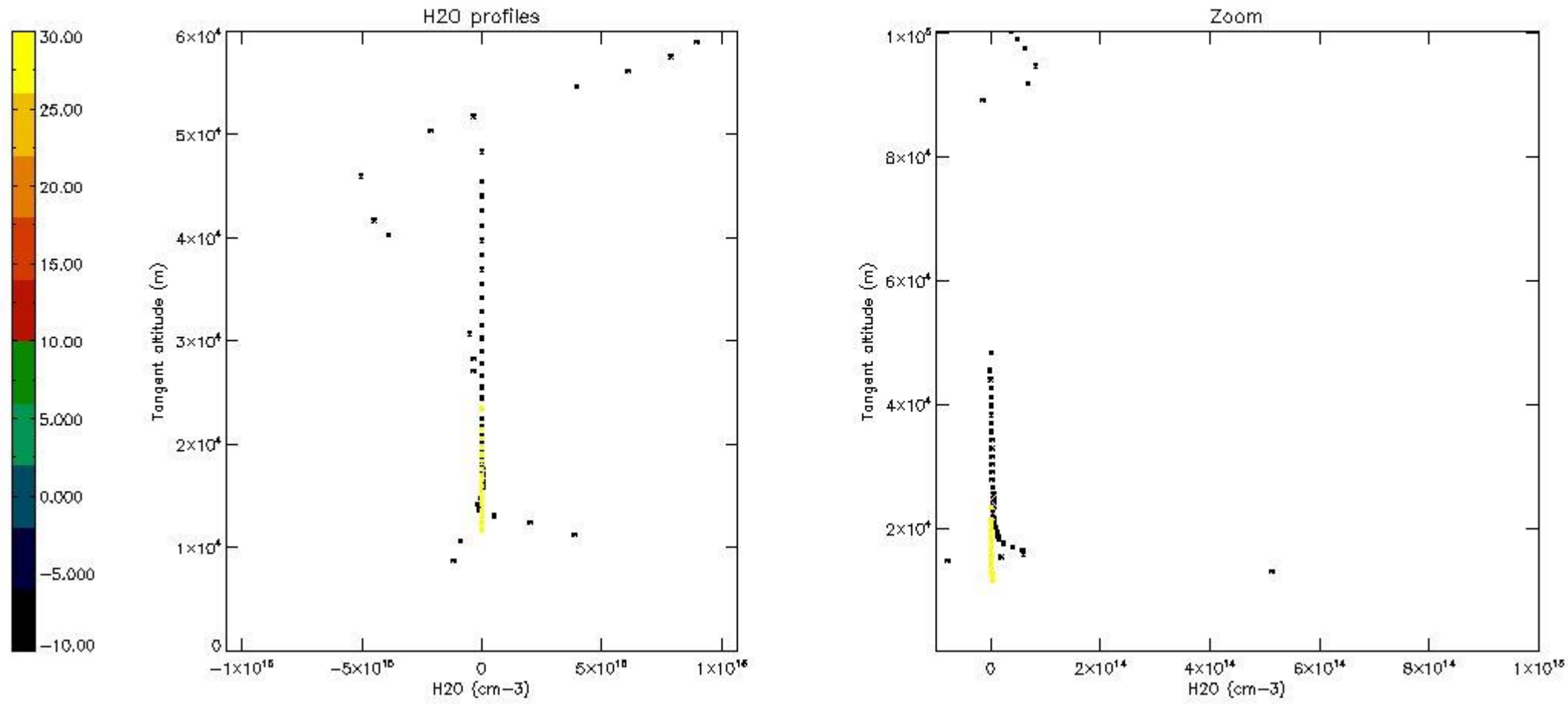
5.7 Plot NO3 profiles for all STD (dark without errors)

The colorbar represents the latitude.



5.8 Plot H2O profiles for all STD (only for occultations of stars 1,2,3,4,13,14,16,26,63 dark without errors)

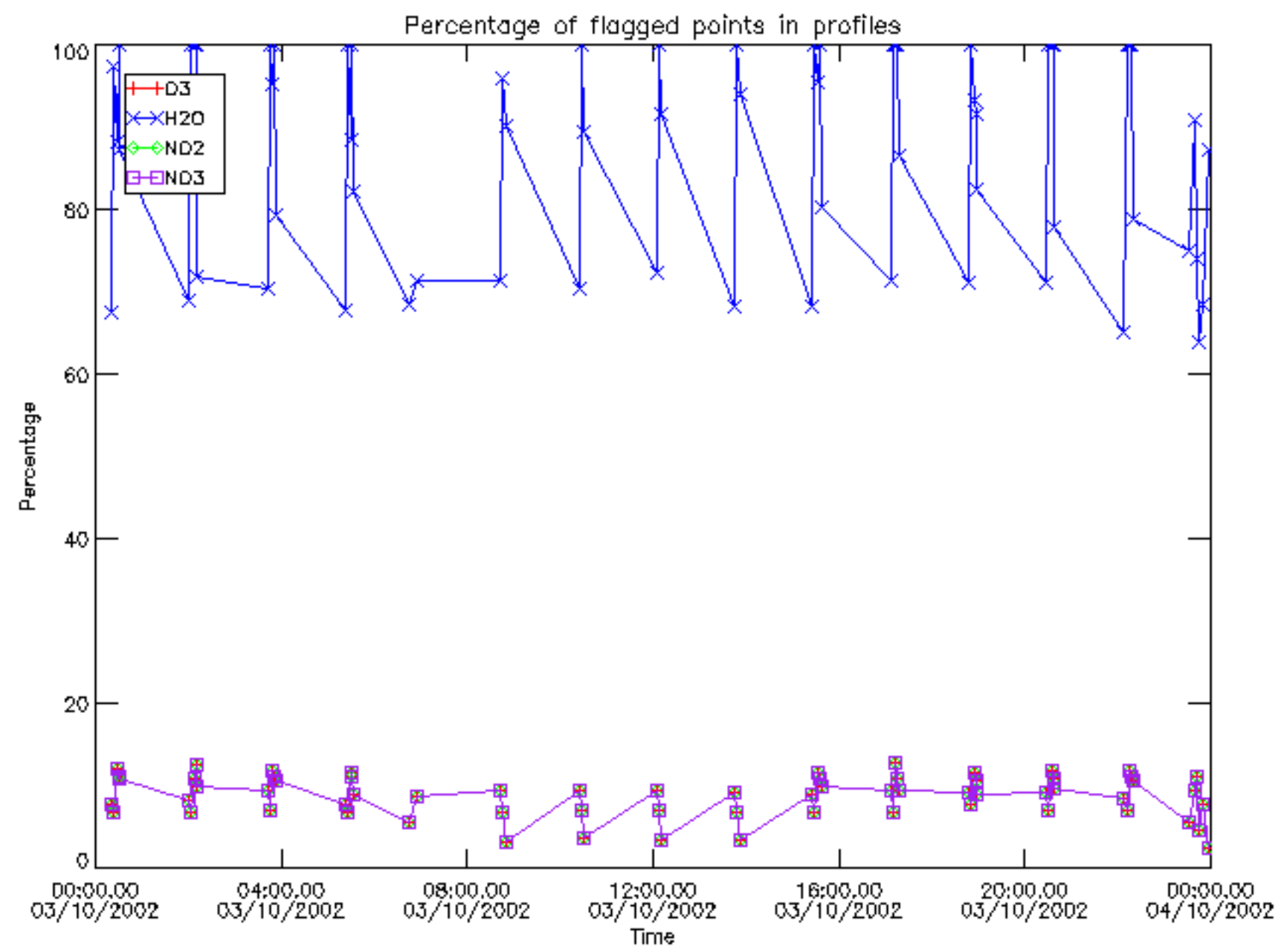
The colorbar represents the latitude.



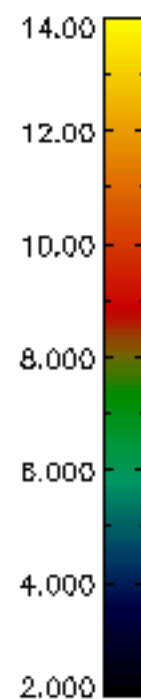
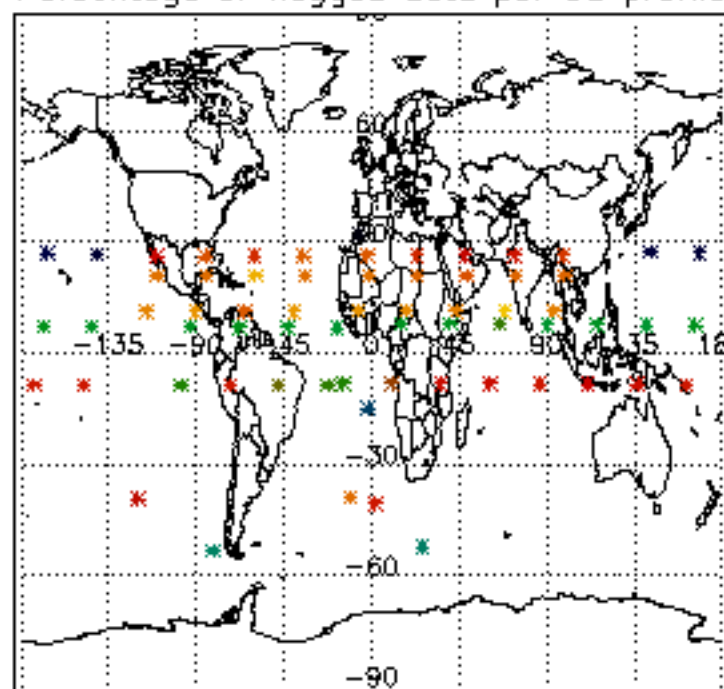
6. Auxiliary Data Files used for the production reported in section 2

The number reported in the third column indicates since which file (see list in section 2) the corresponding auxiliary file has been used. The fourth column is the date of those product files.

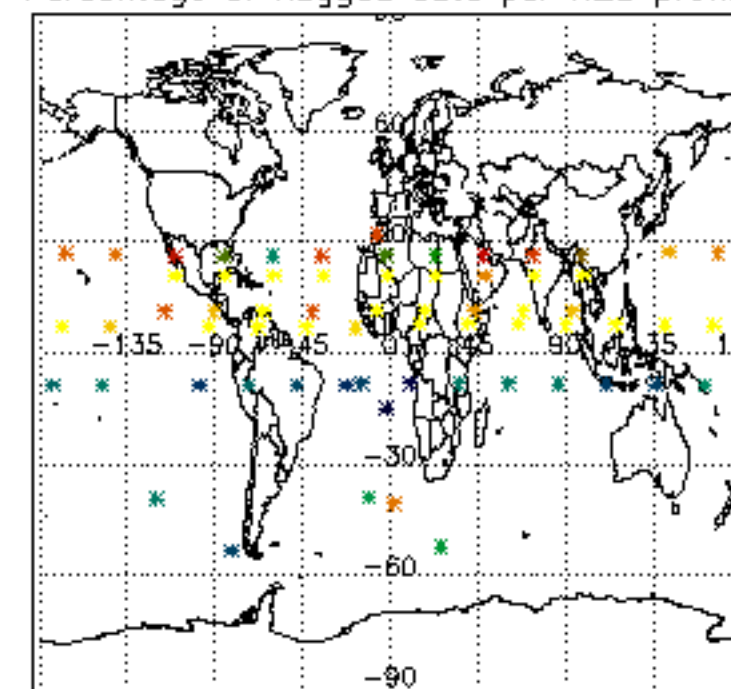
Type	Auxiliary Filename	Used since product	Used since product date
INST_PHYS_CHARACTERISTICS	GOM_INS_AXNIEC20050627_150440_20020301_000000_20100101_000000	1	03-OCT-2002 00:20:35
LEVEL-2_PROC_CONFIG	GOM_PR2_AXVIEC20091111_152718_20020301_000000_20500101_000000	1	03-OCT-2002 00:20:35
CROSS_SECTIONS_FILE	GOM_CRS_AXVIEC20091111_154832_20020301_000000_20500101_000000	1	03-OCT-2002 00:20:35



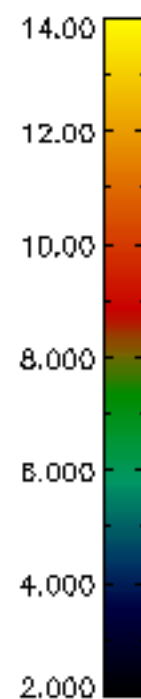
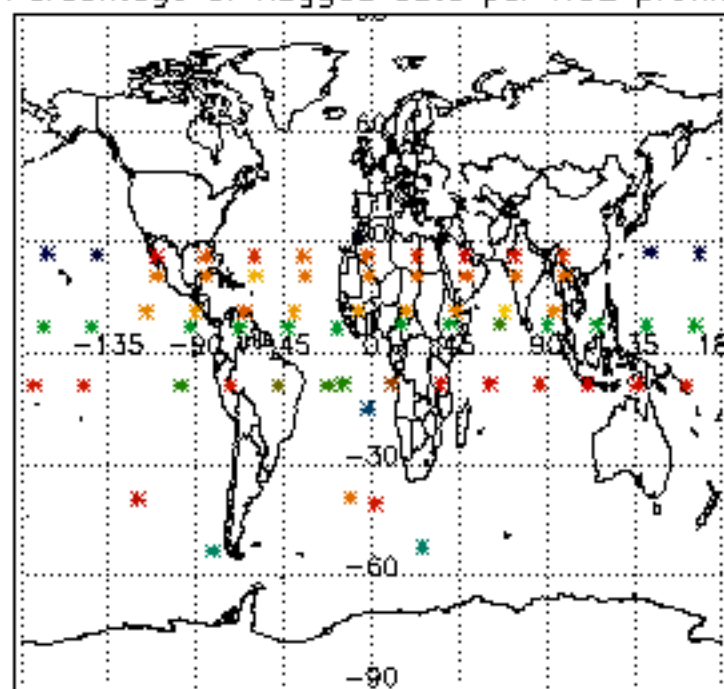
Percentage of flagged data per D3 profile



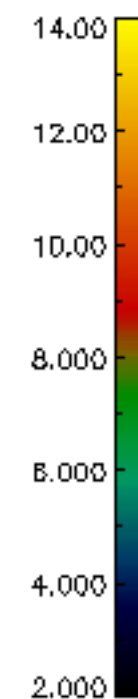
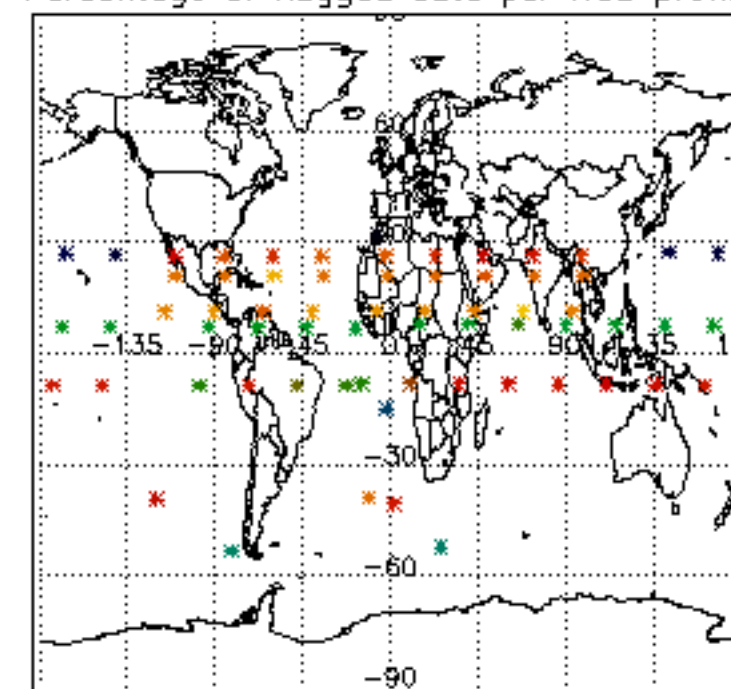
Percentage of flagged data per H2O profile

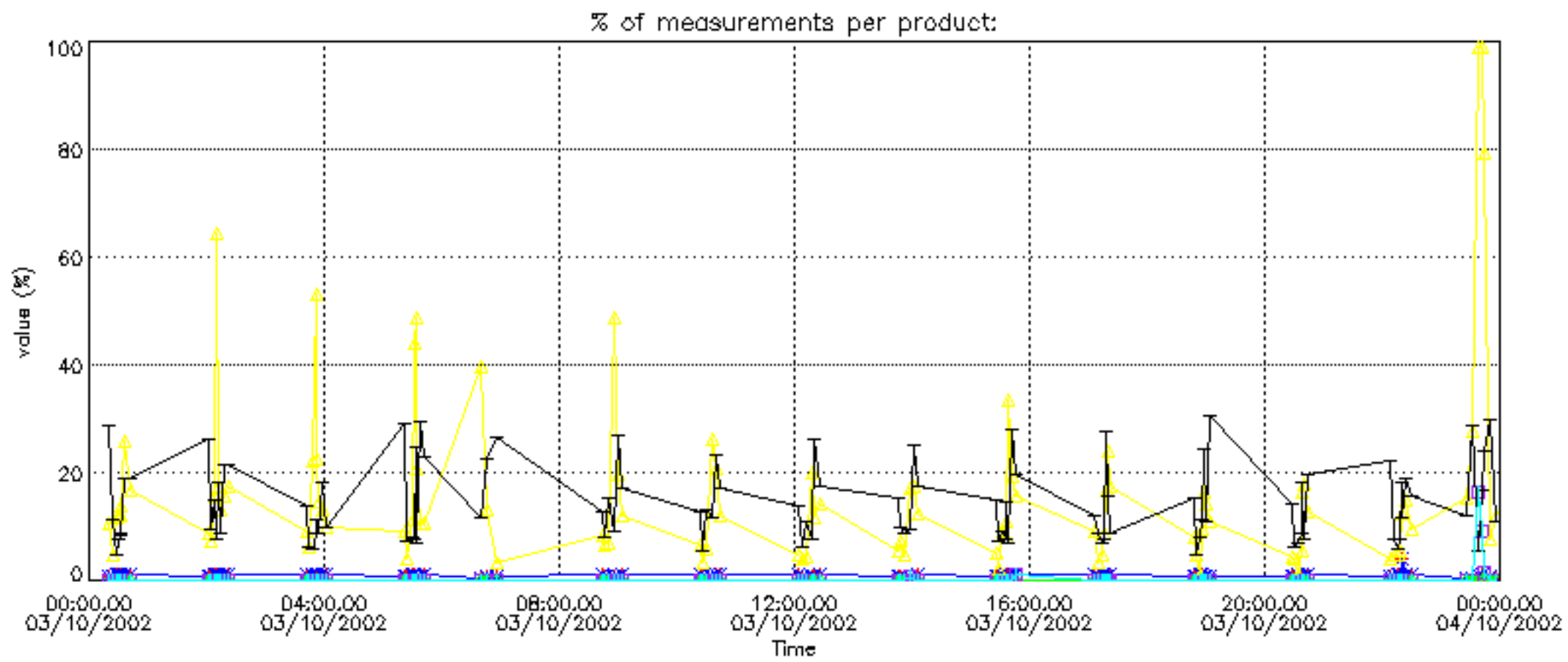


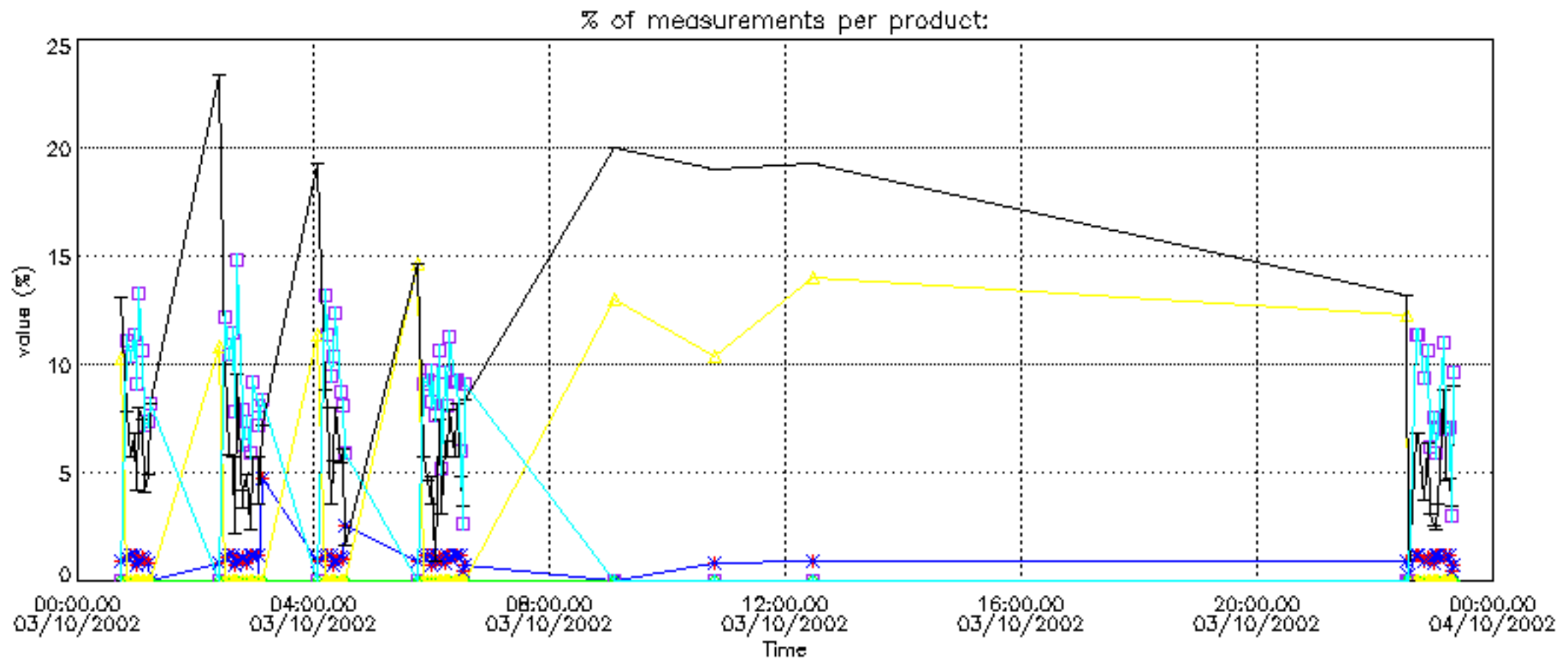
Percentage of flagged data per NO2 profile



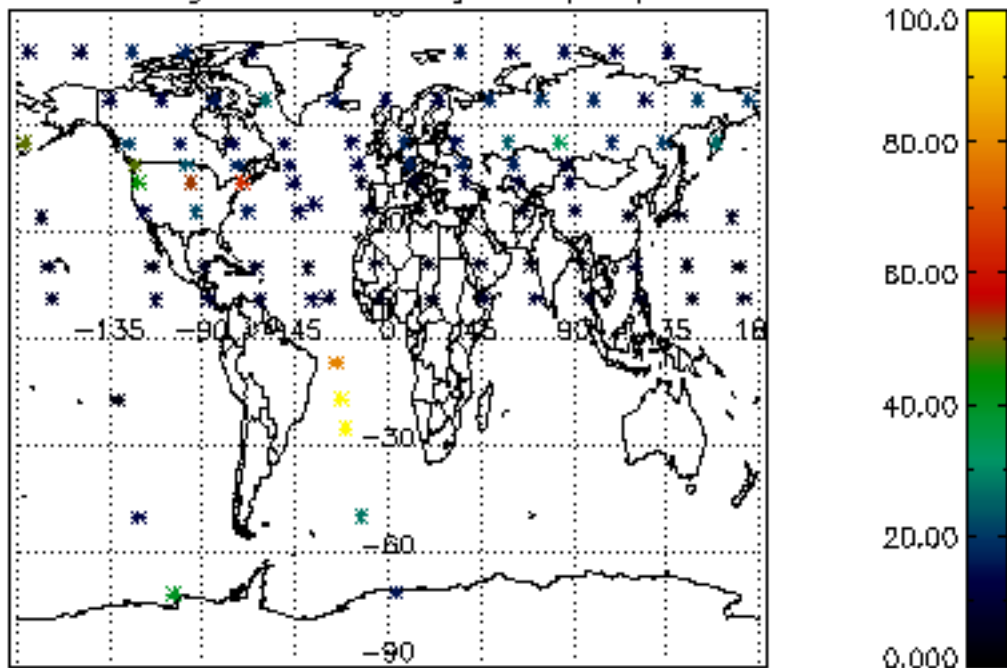
Percentage of flagged data per NO3 profile



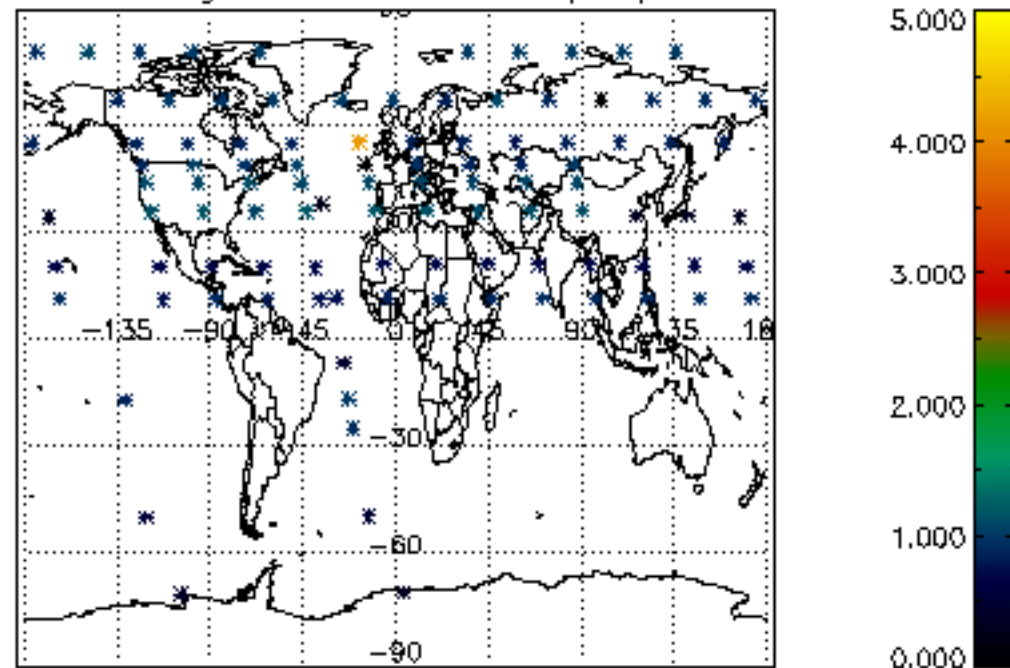




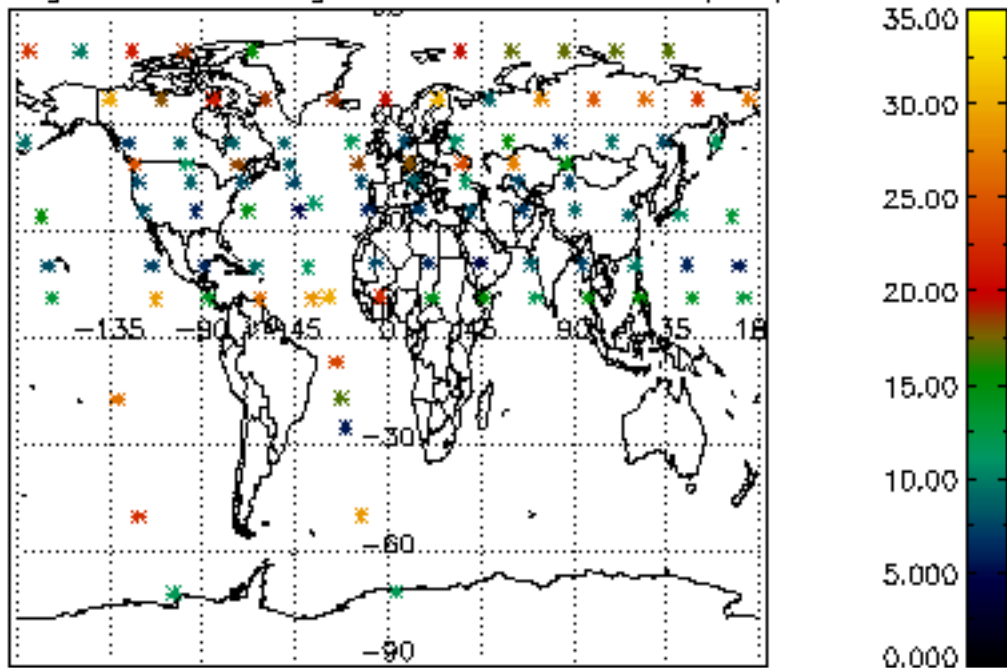
Percentage of cosmic ray hits per profile



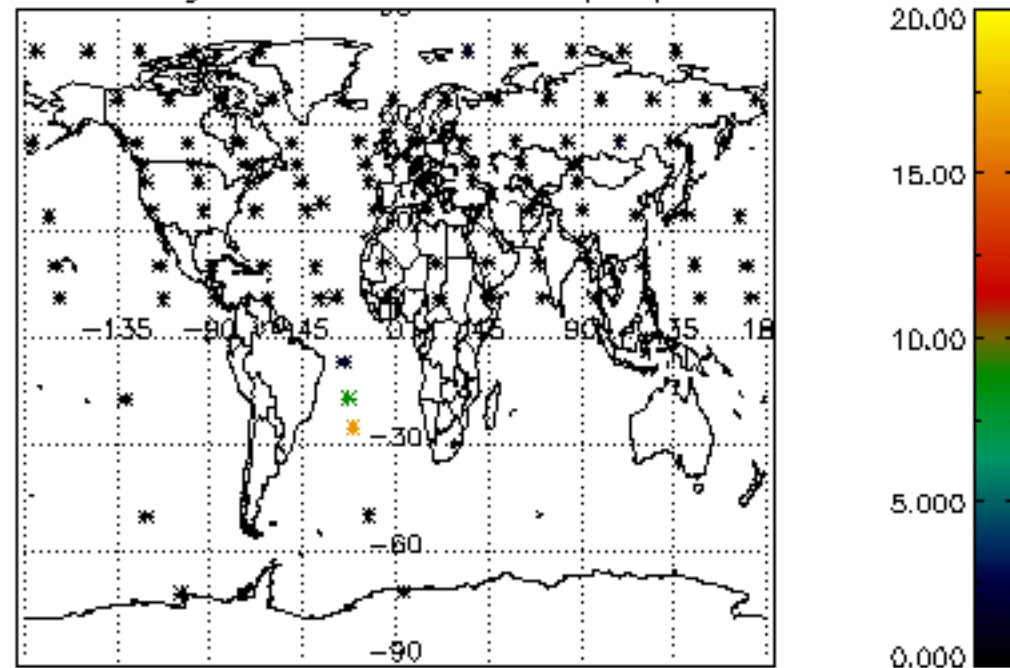
Percentage of datation errors per profile



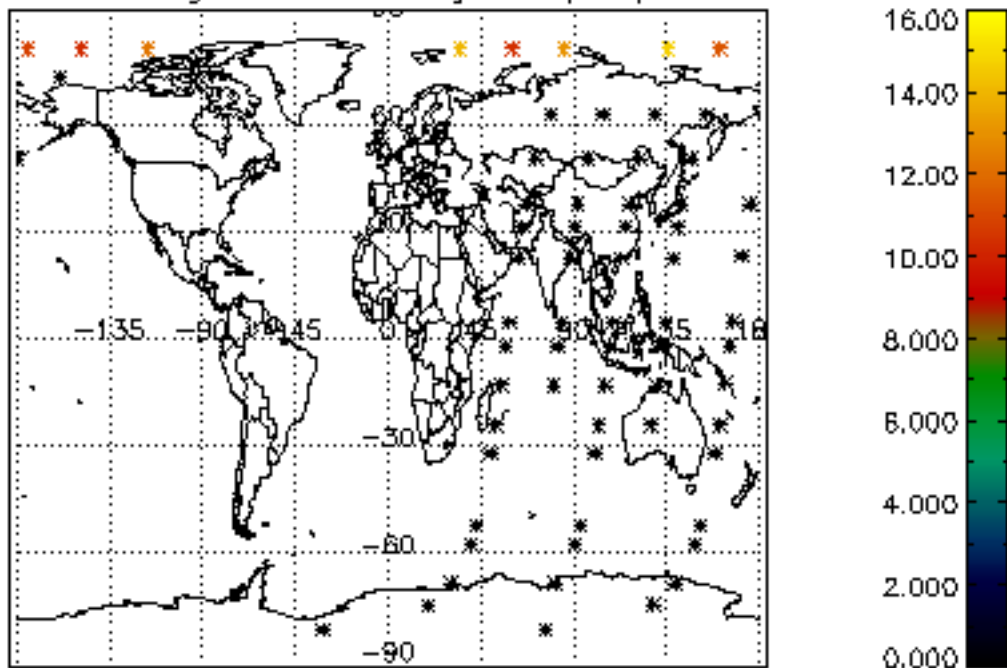
Percentage of star falling outside central band per profile



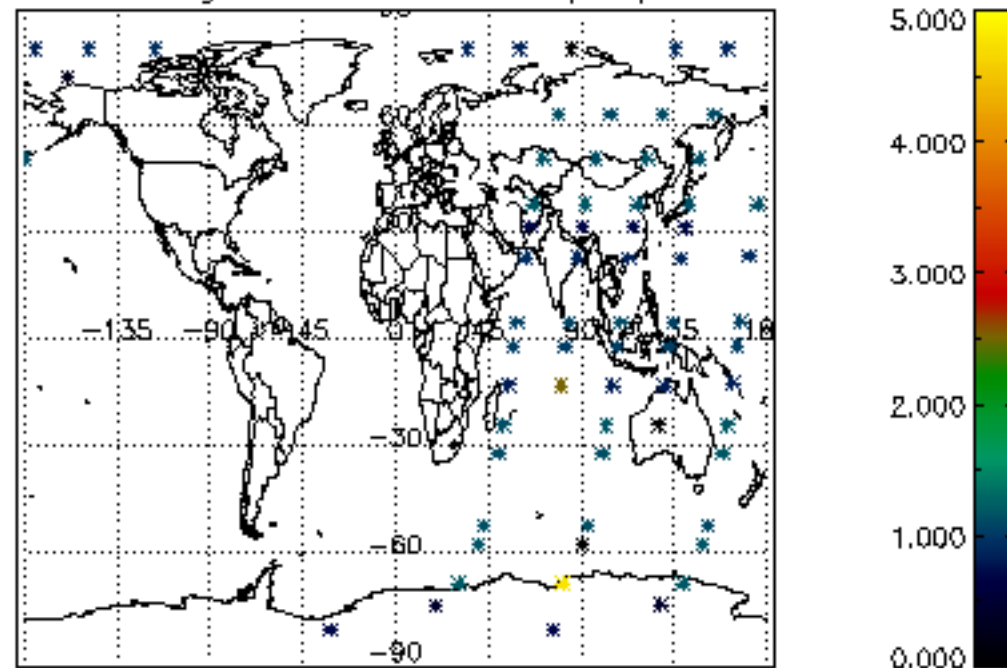
Percentage of saturation errors per profile



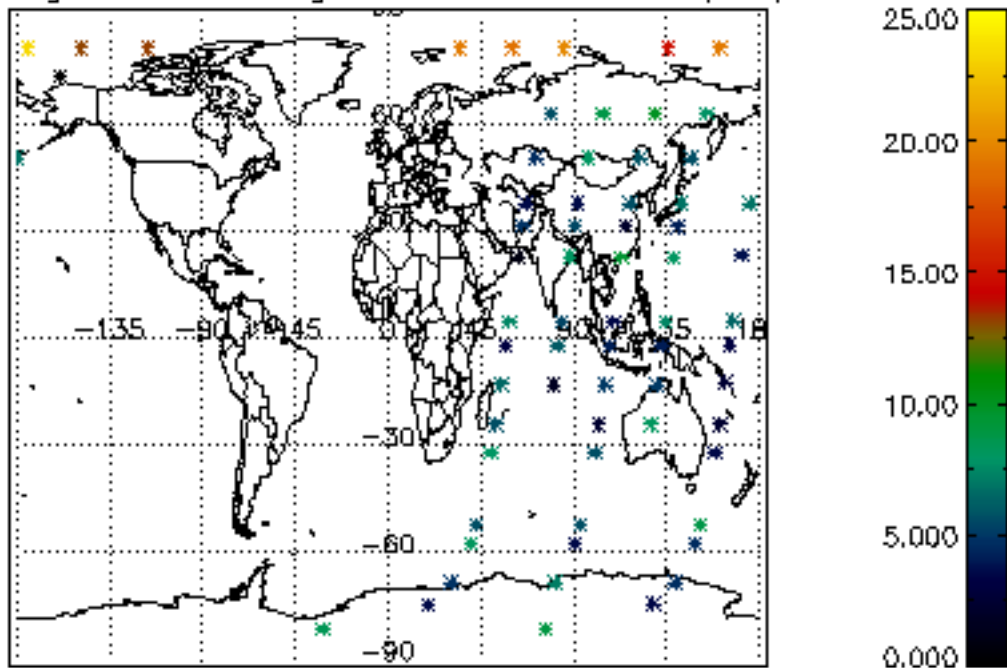
Percentage of cosmic ray hits per profile



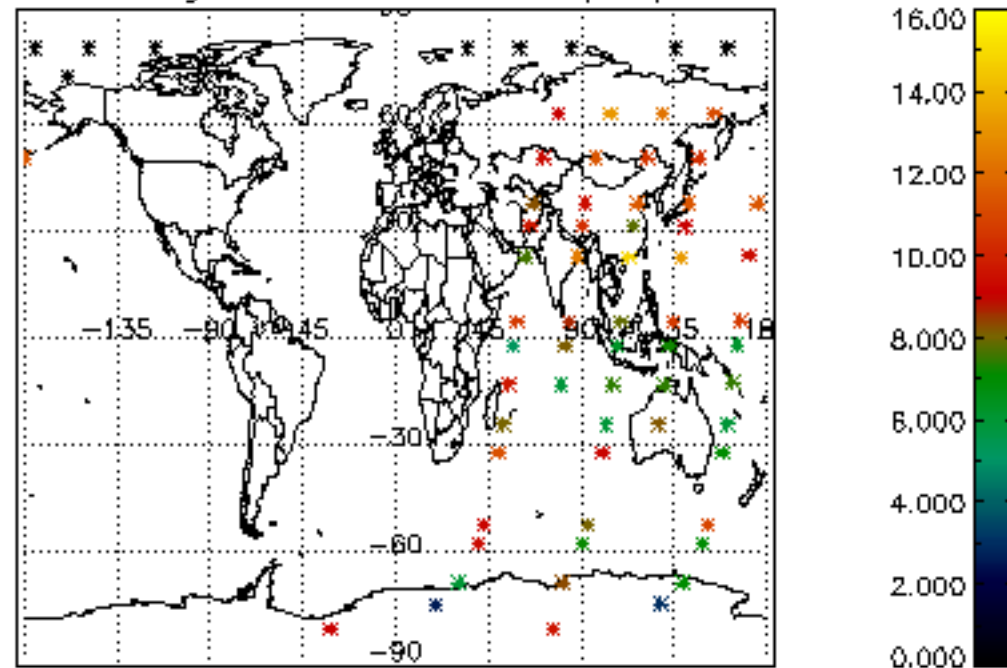
Percentage of datation errors per profile

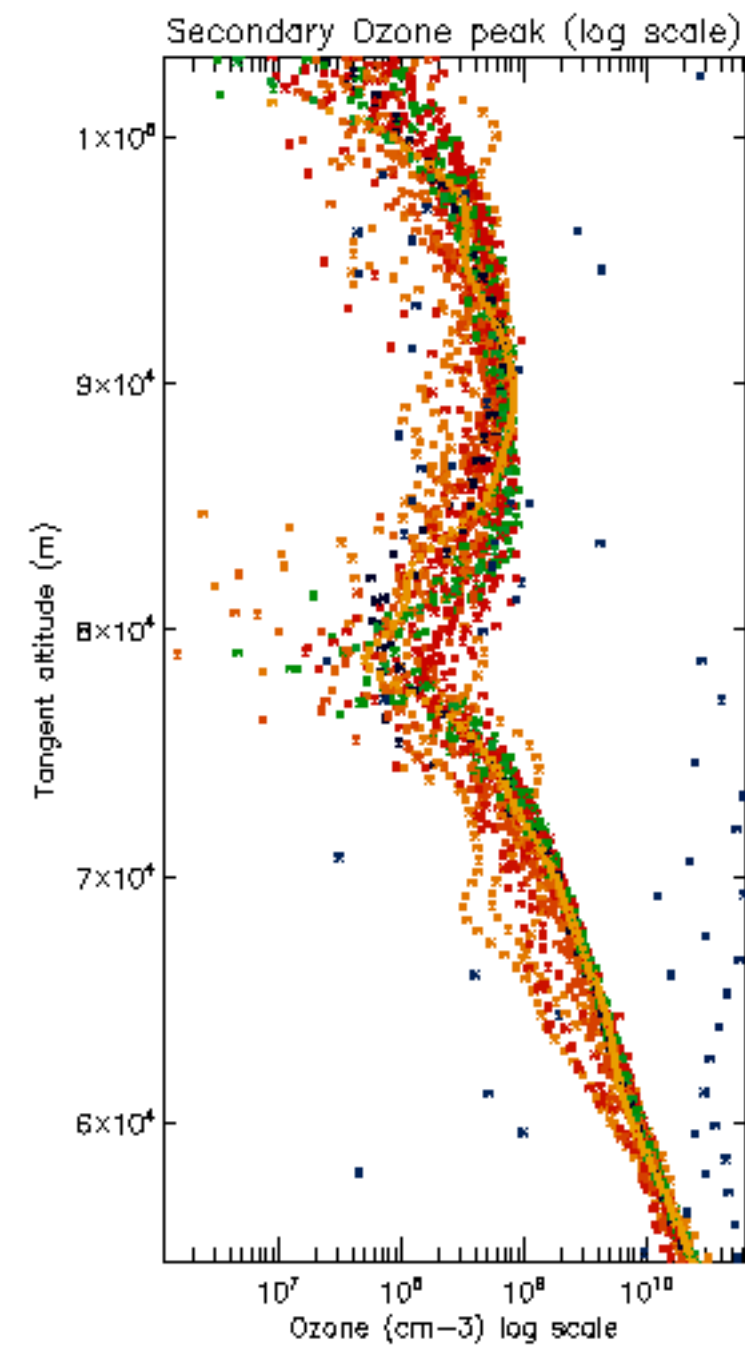
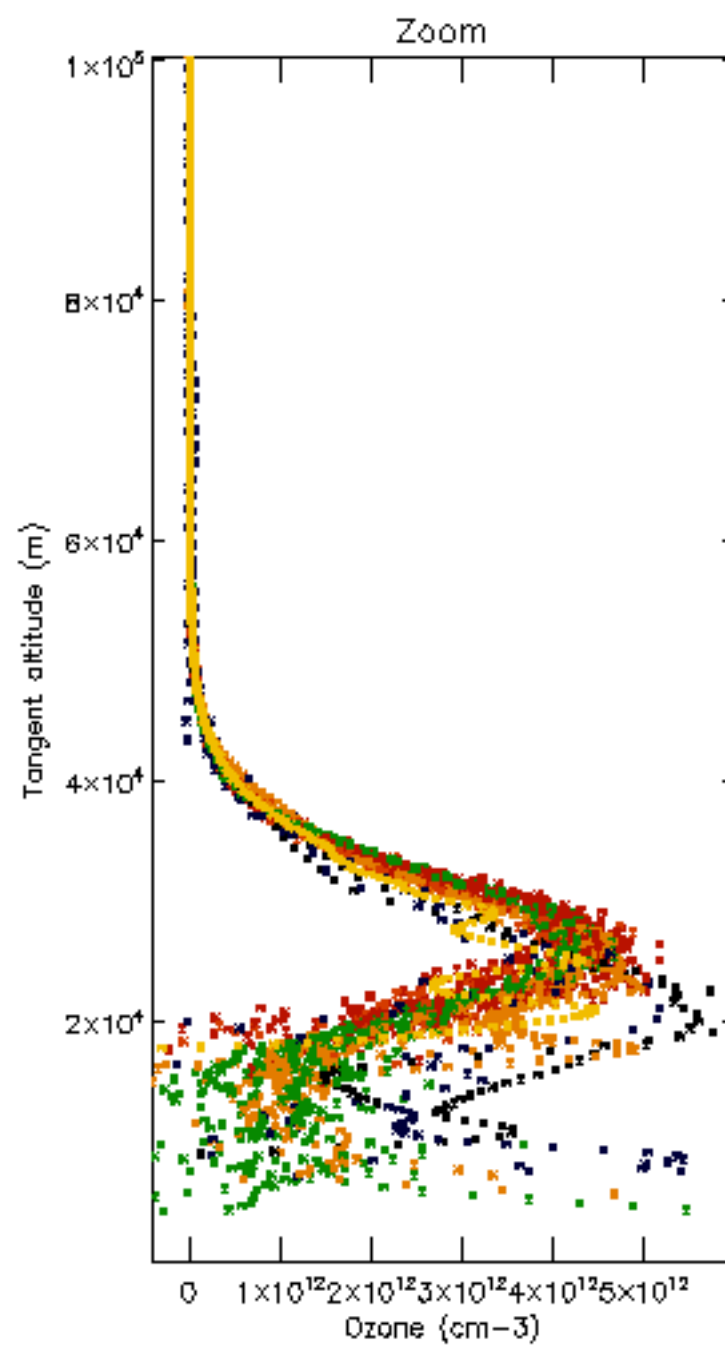
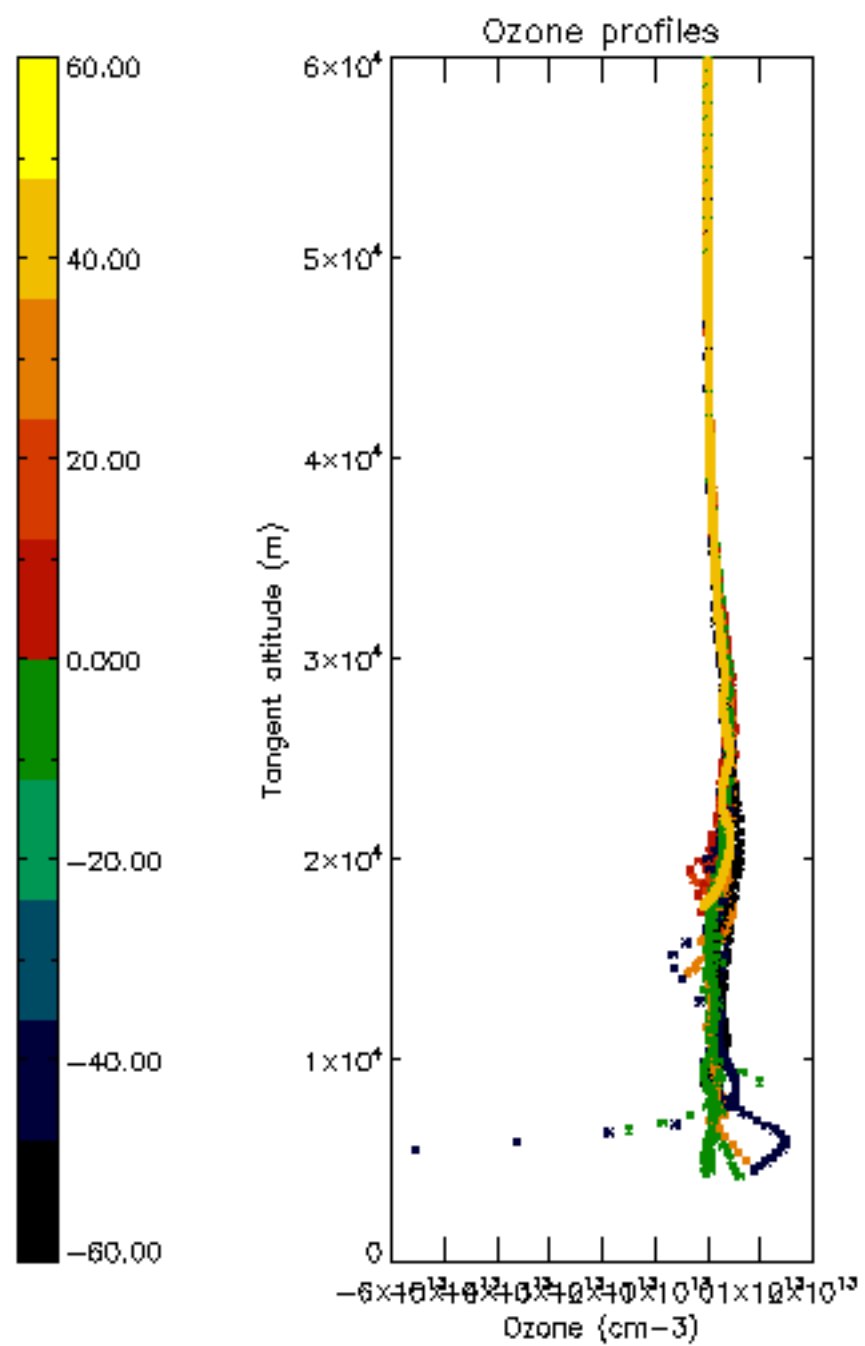


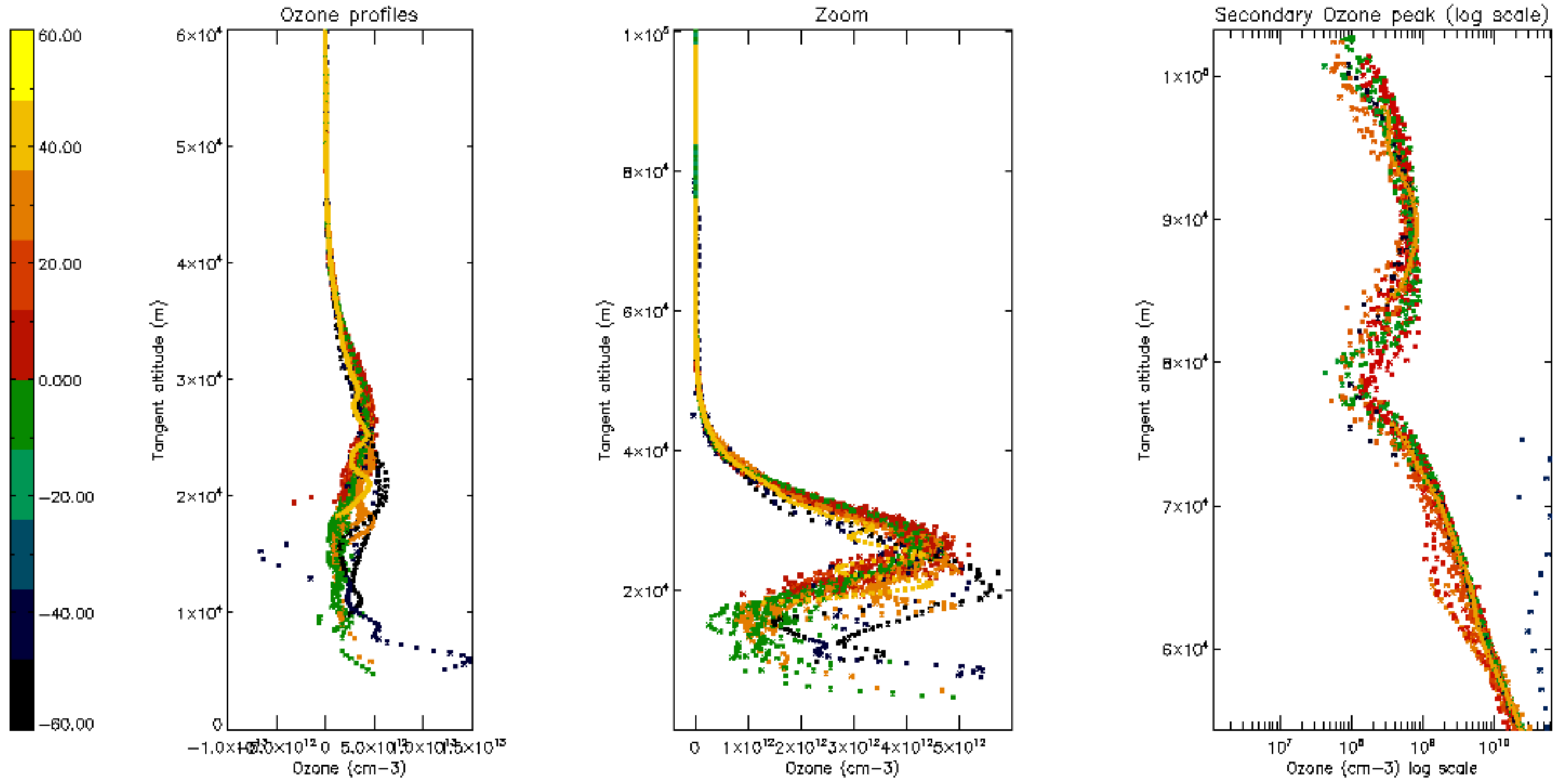
Percentage of star falling outside central band per profile

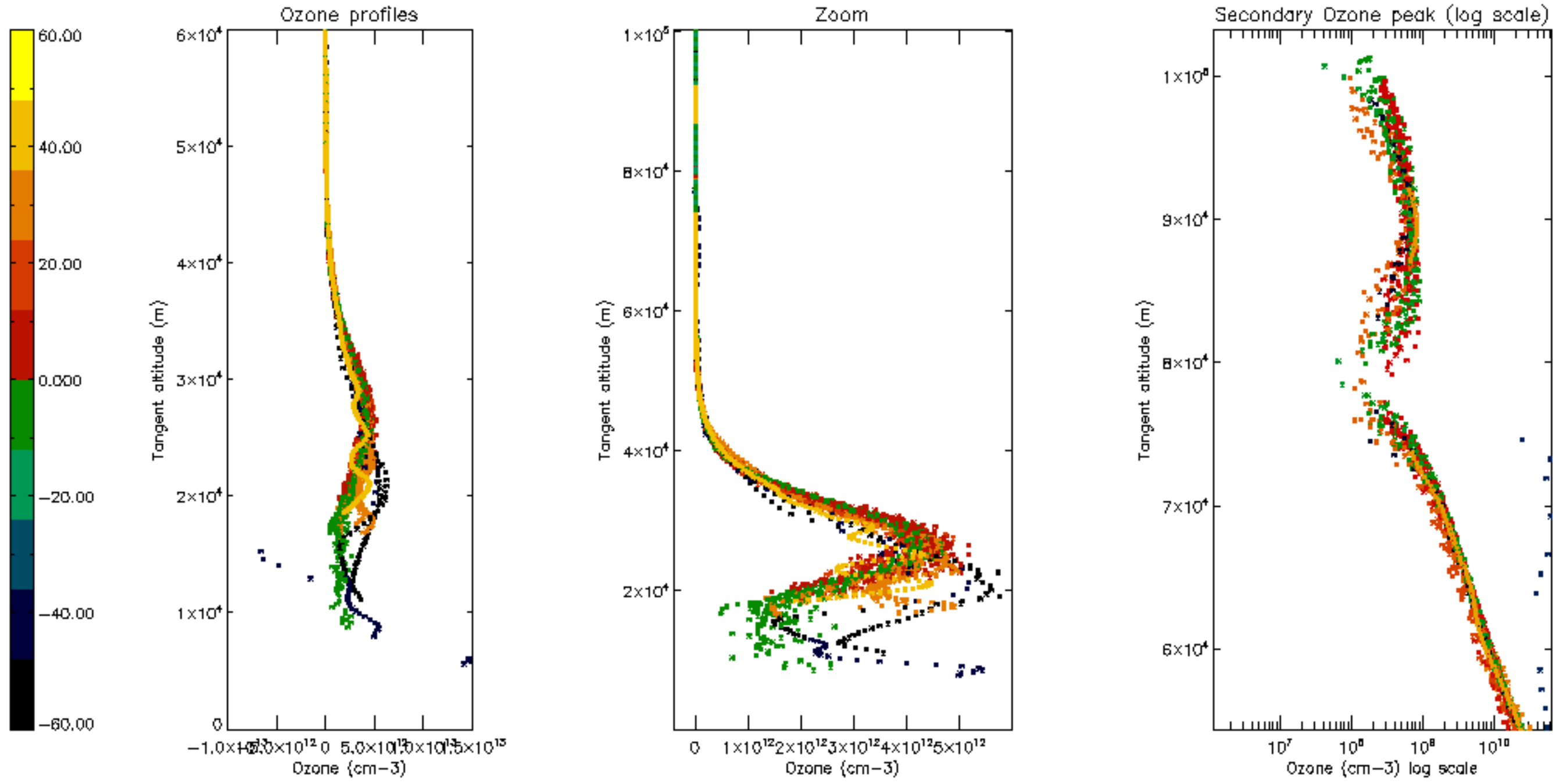


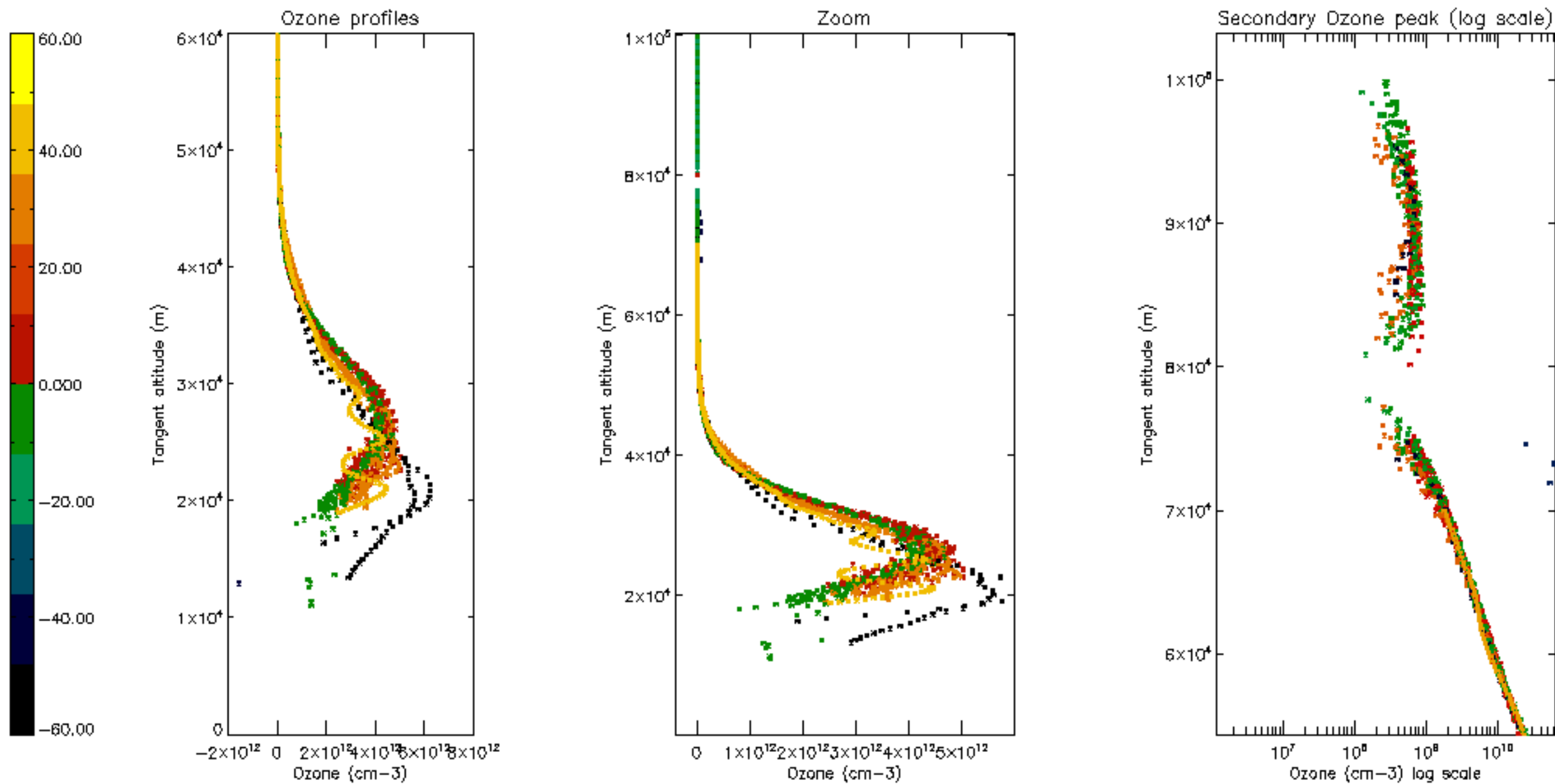
Percentage of saturation errors per profile

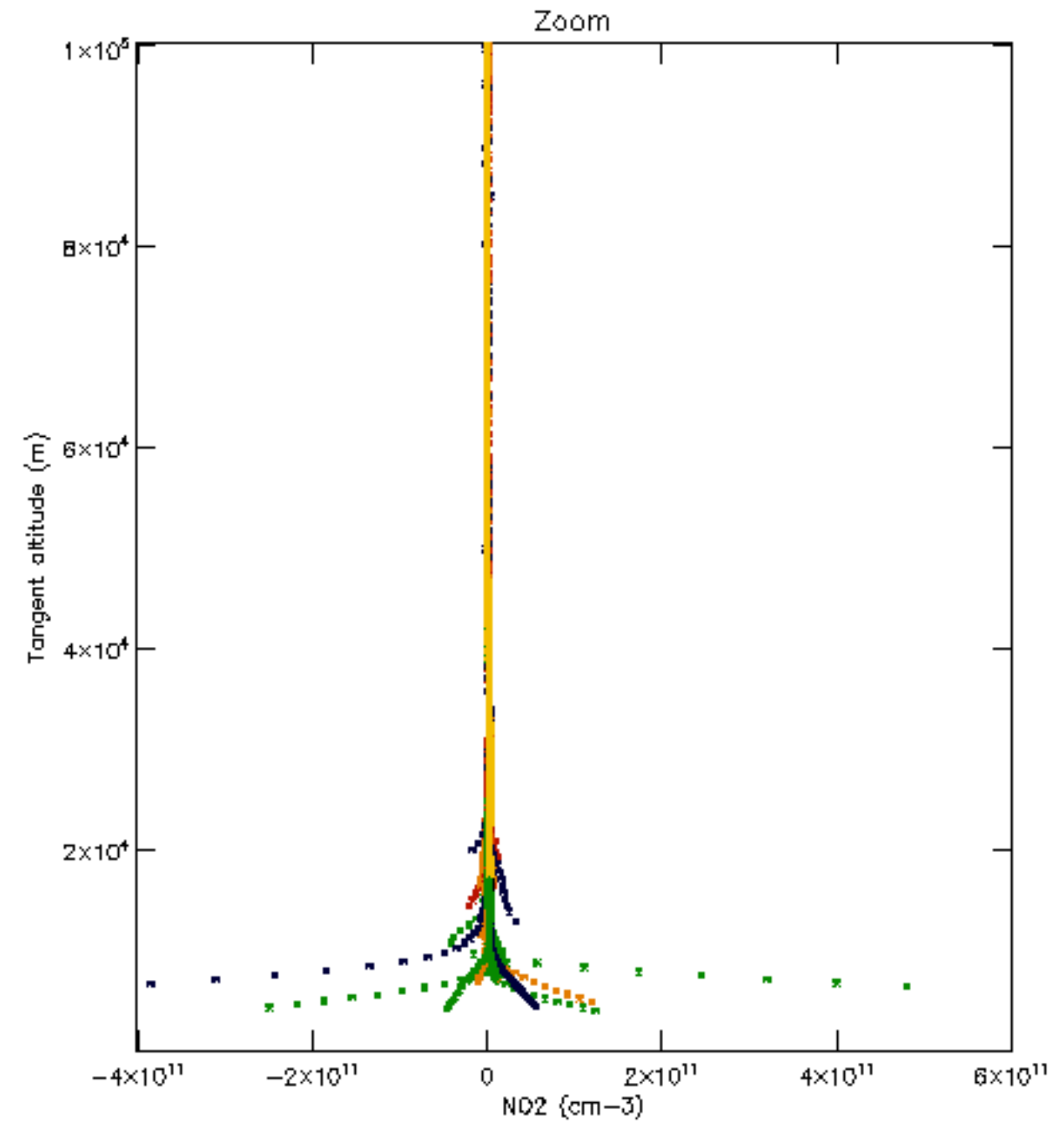
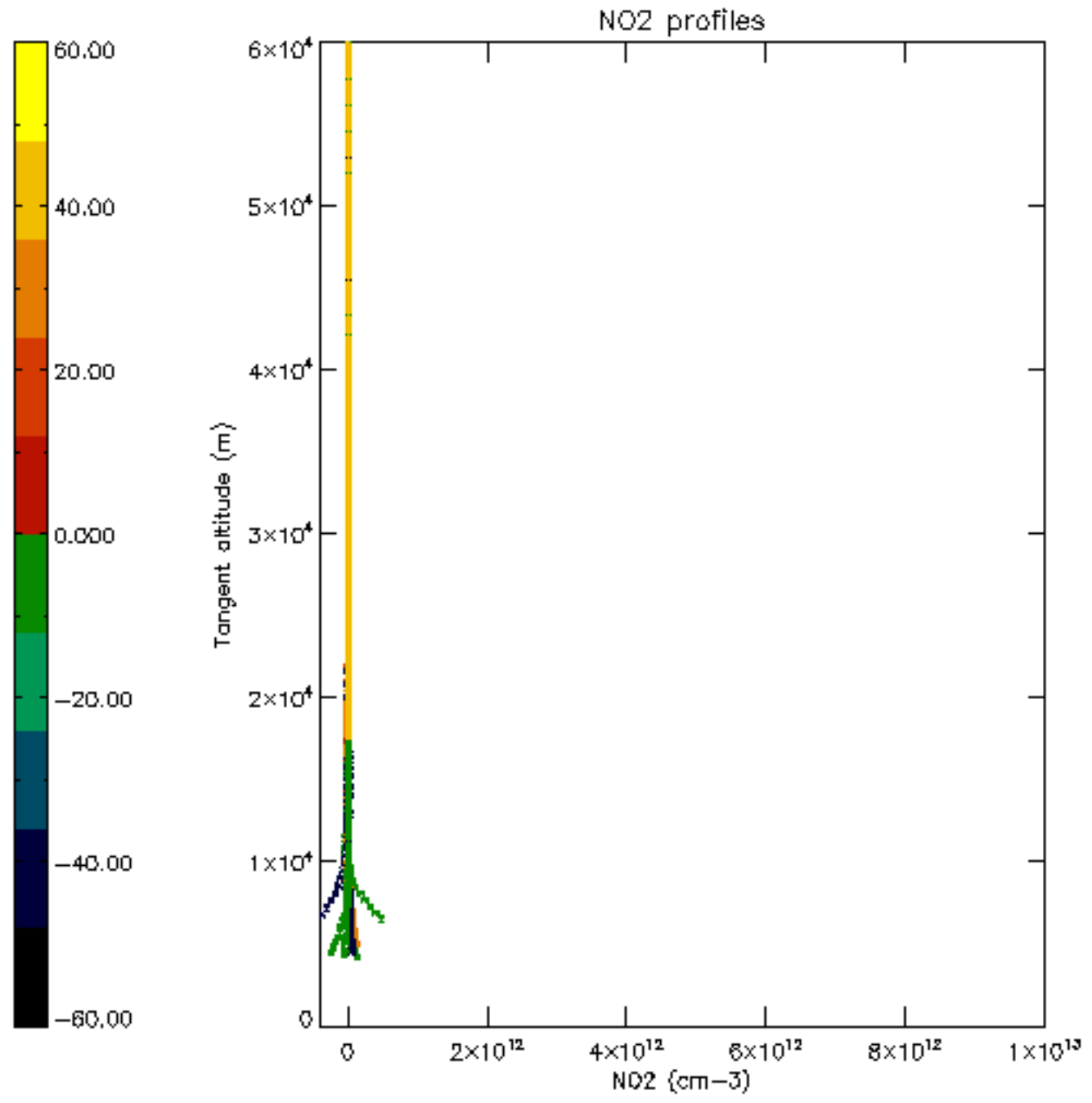


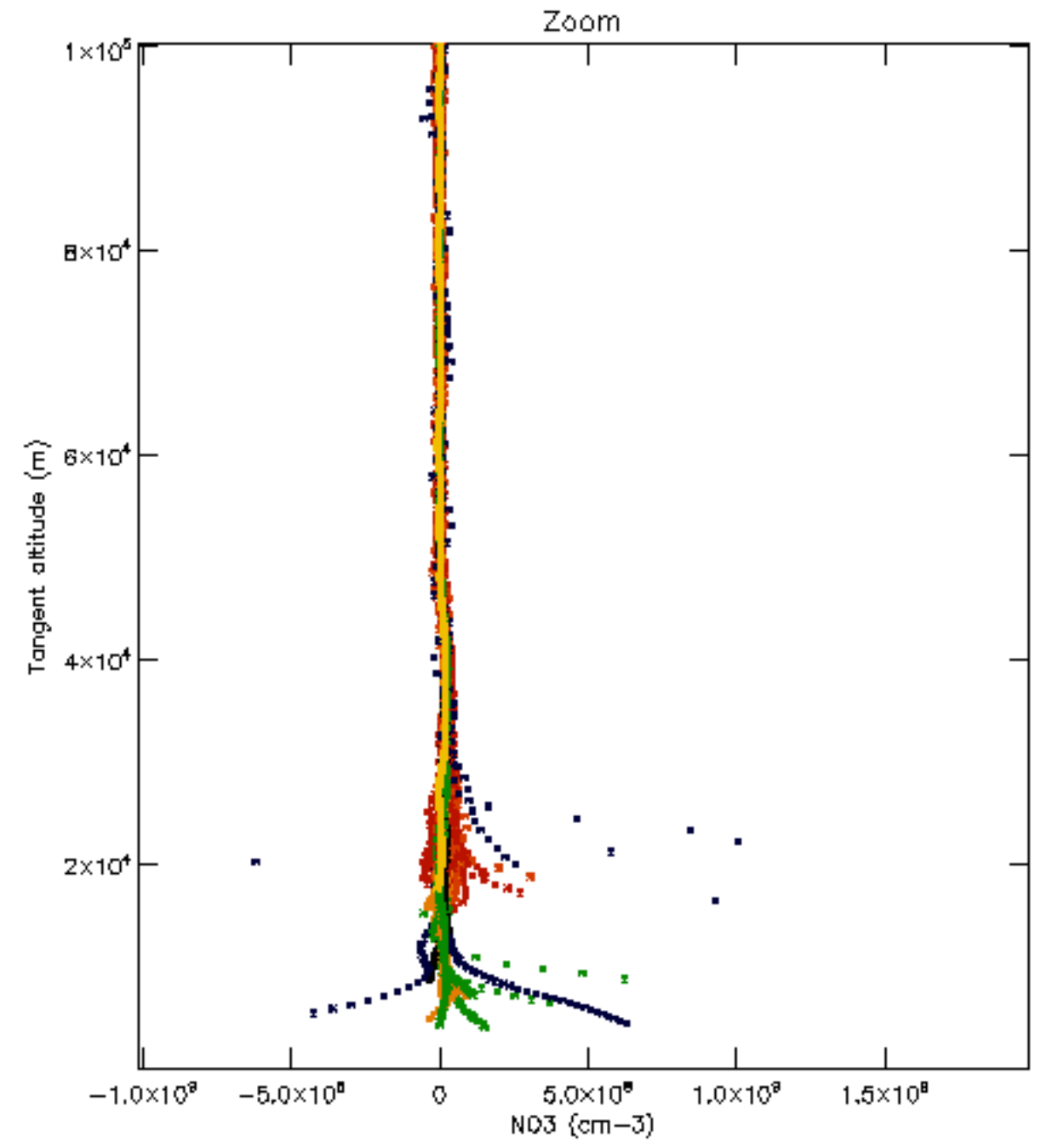
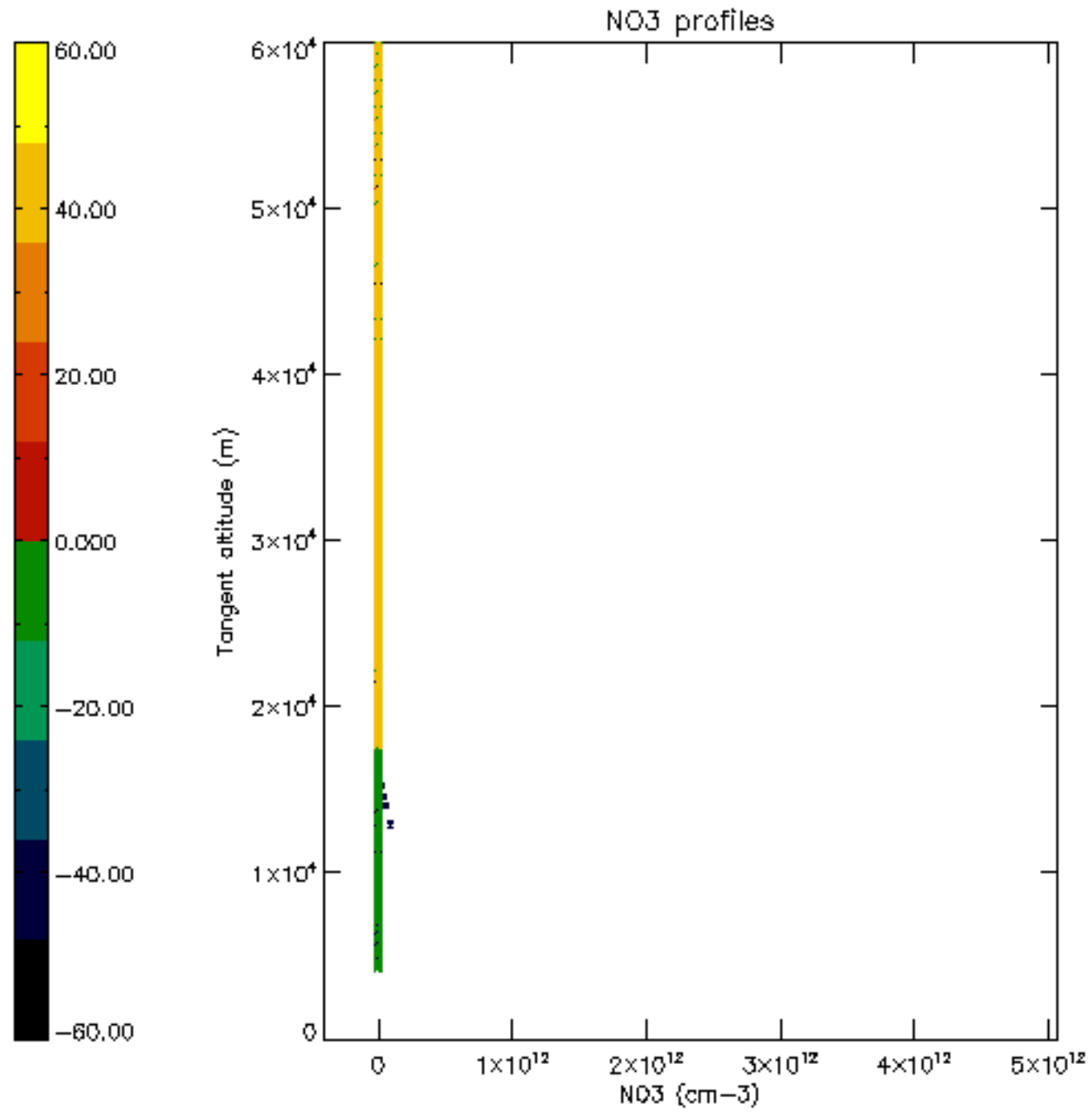


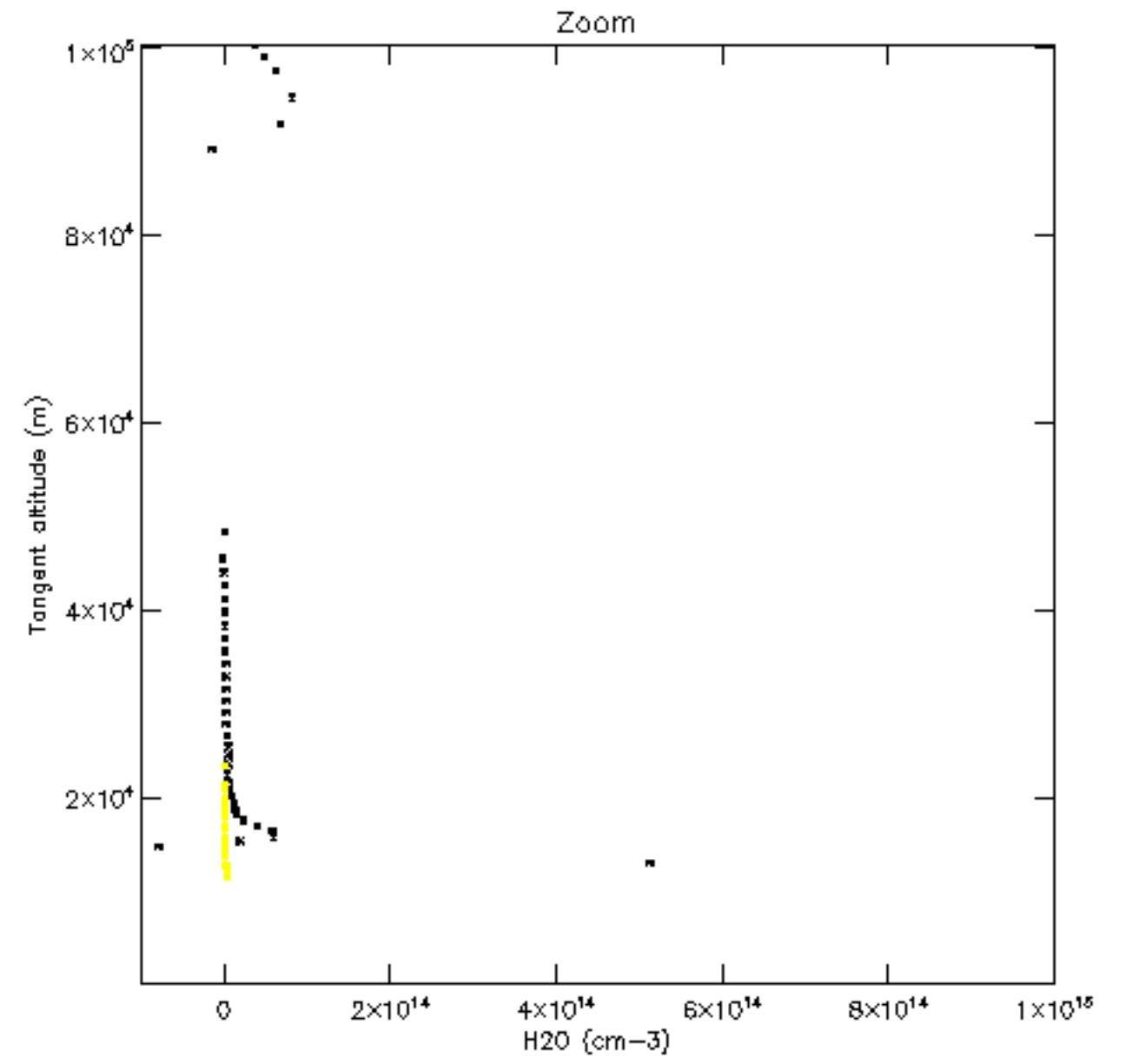
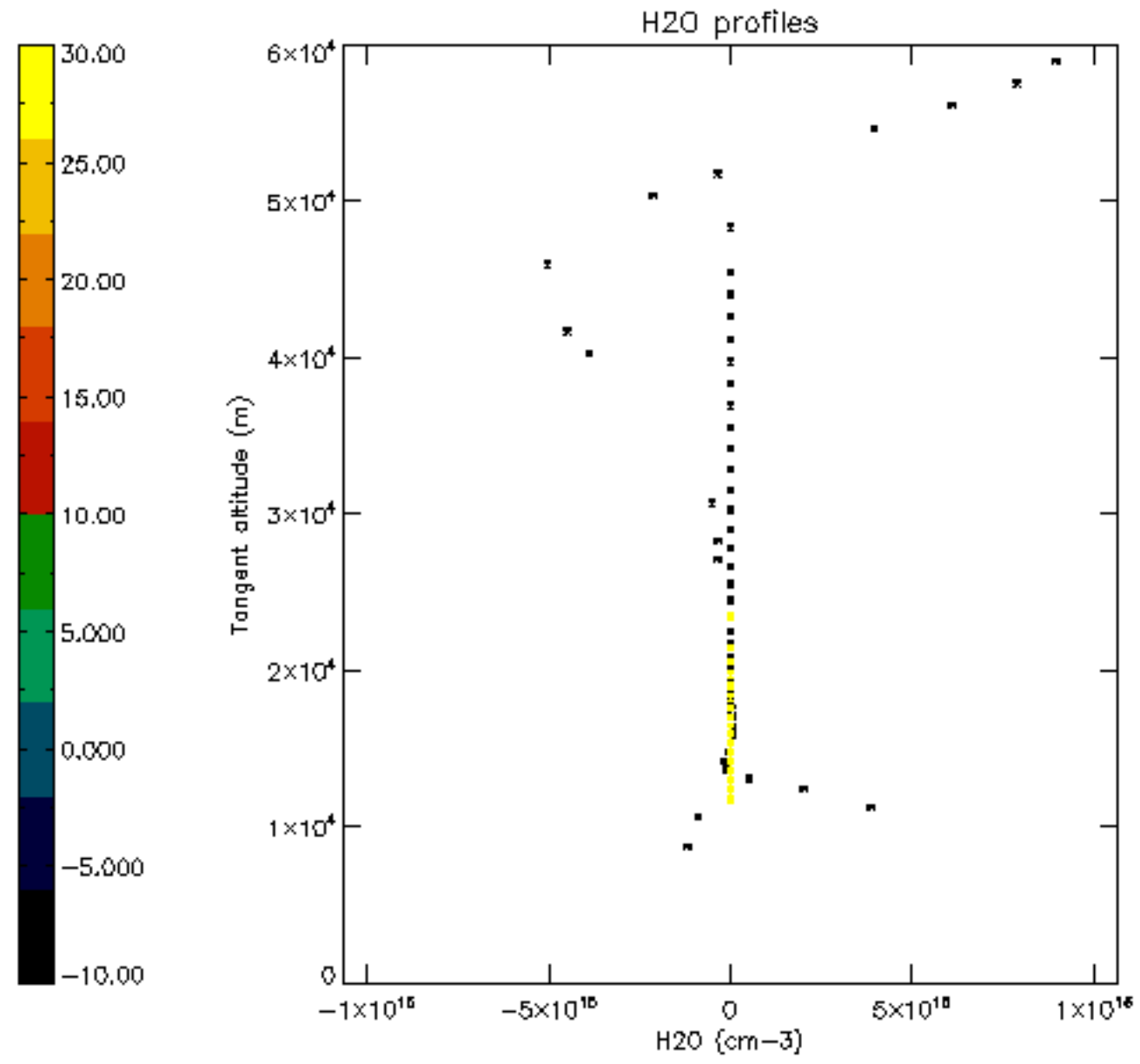


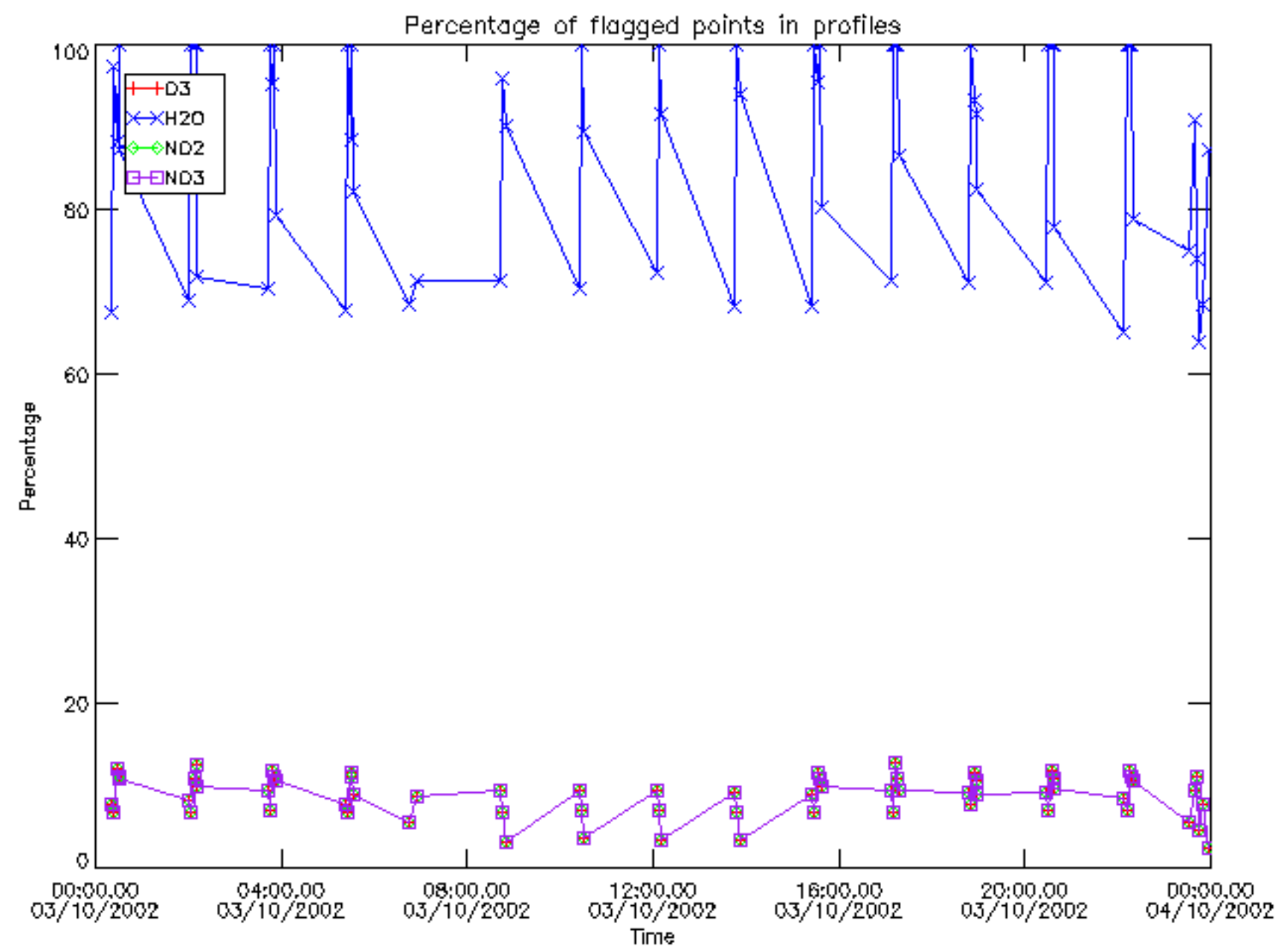




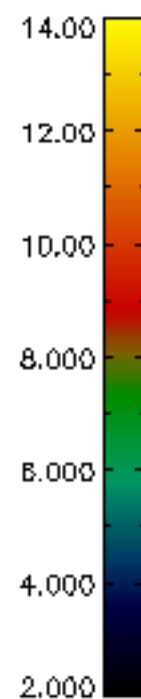
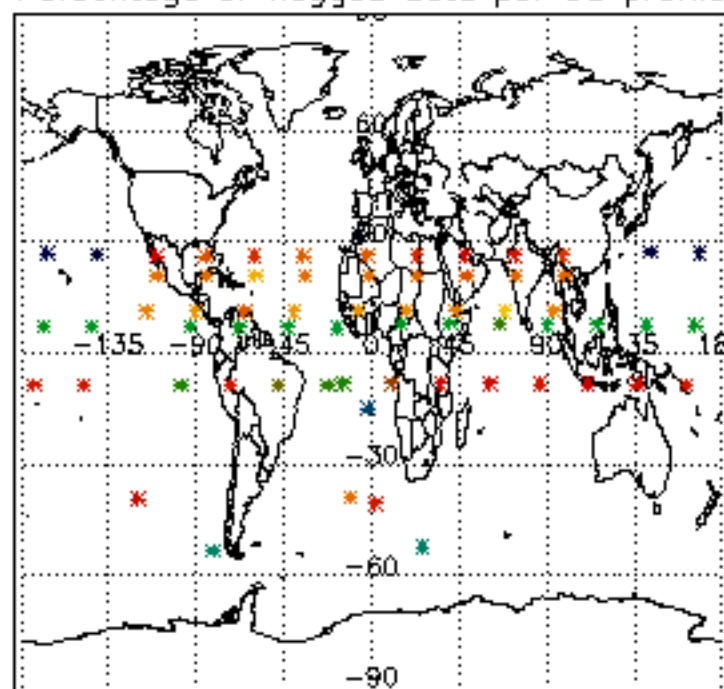




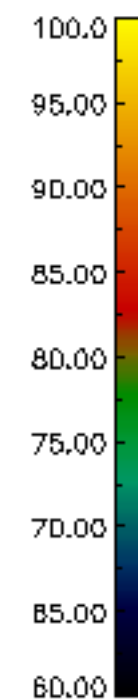
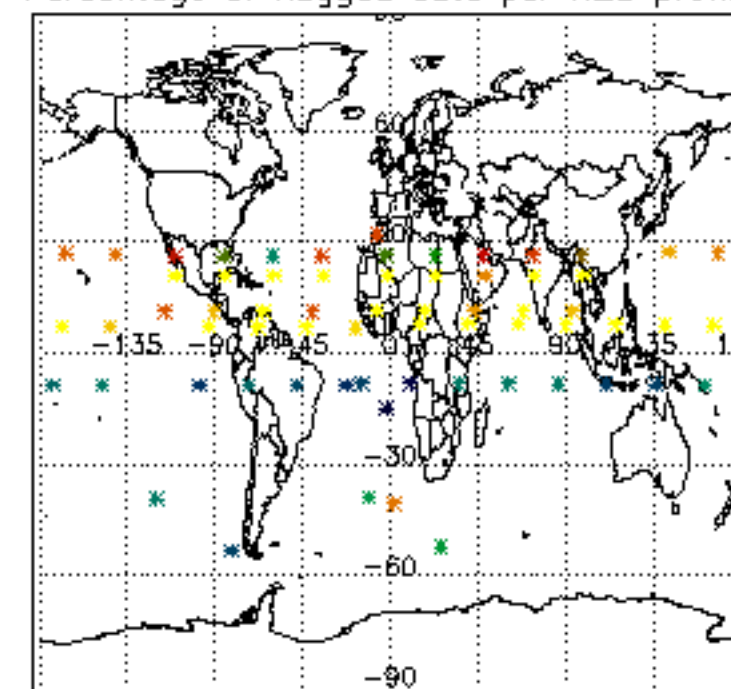




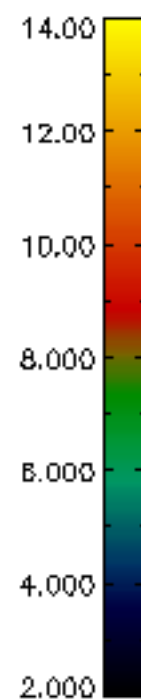
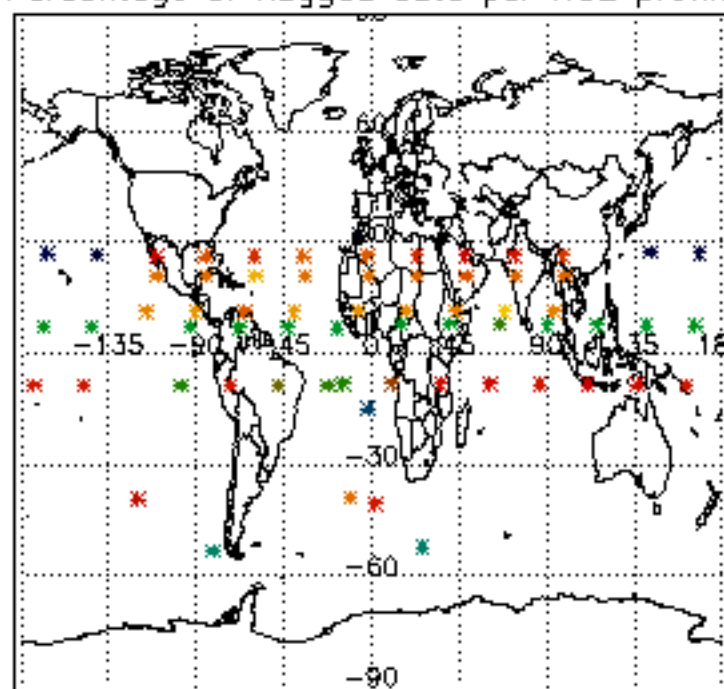
Percentage of flagged data per D3 profile



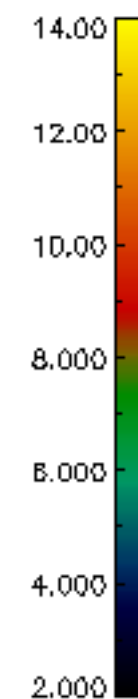
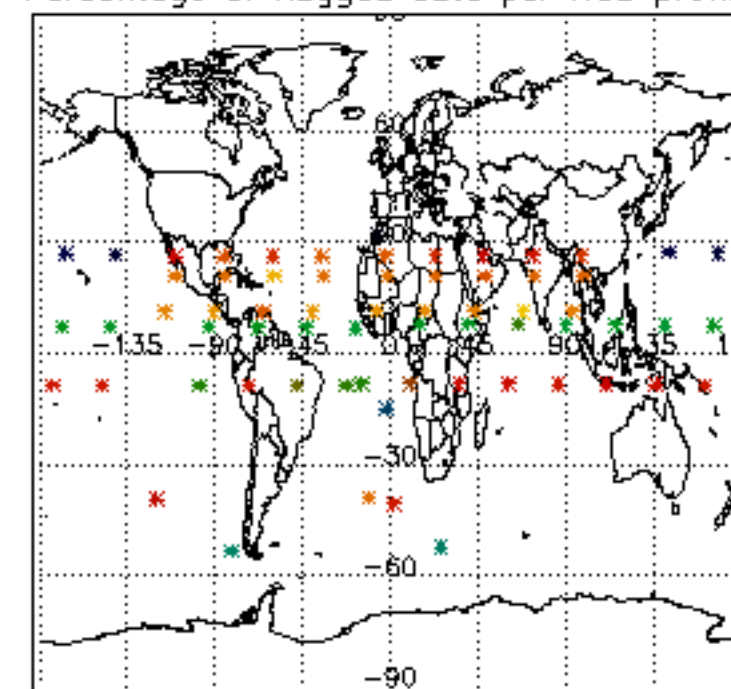
Percentage of flagged data per H2O profile

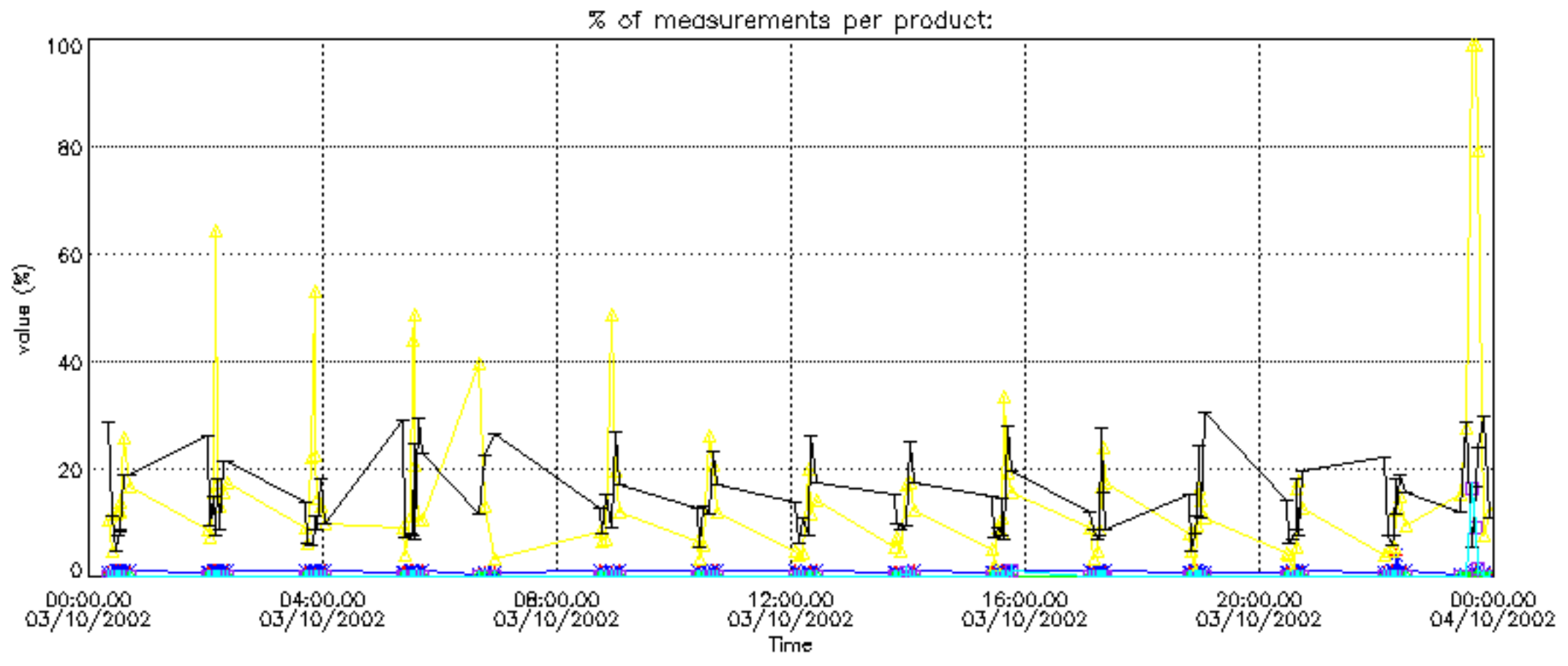


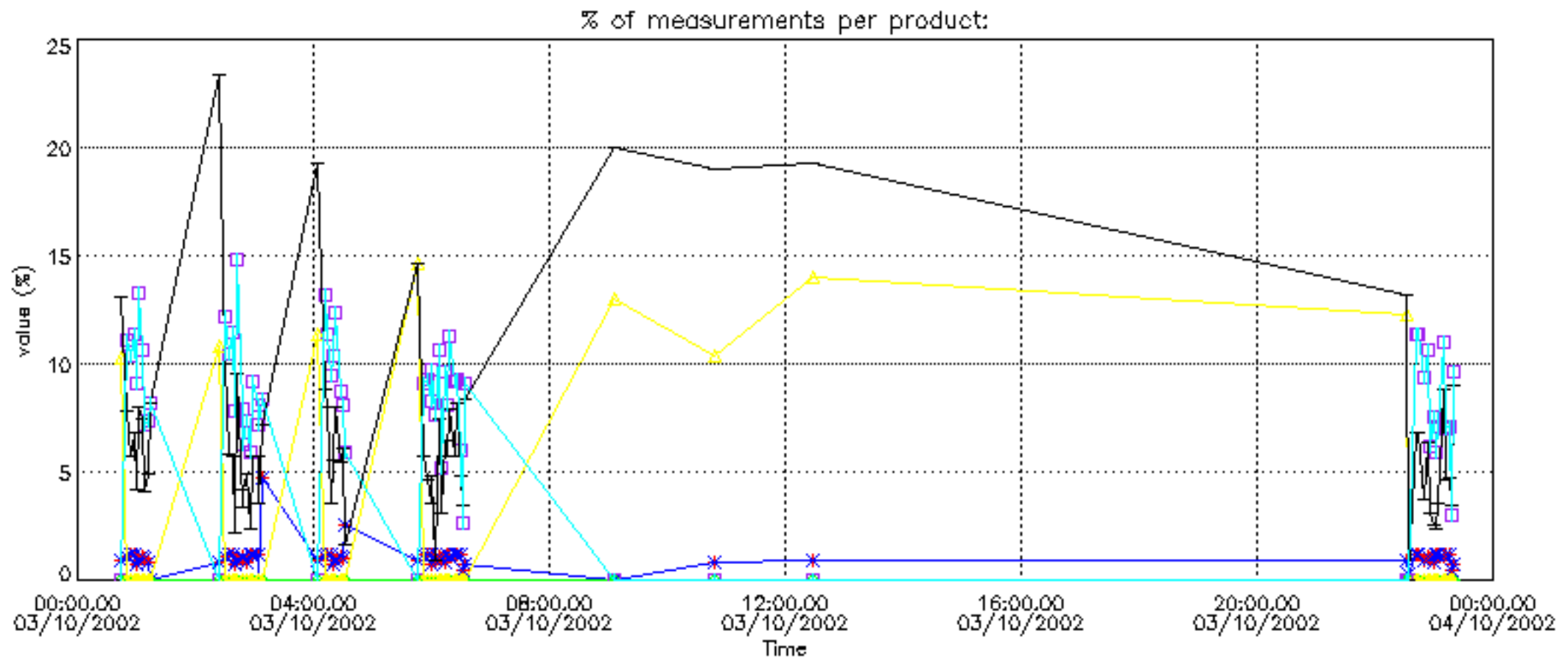
Percentage of flagged data per NO2 profile



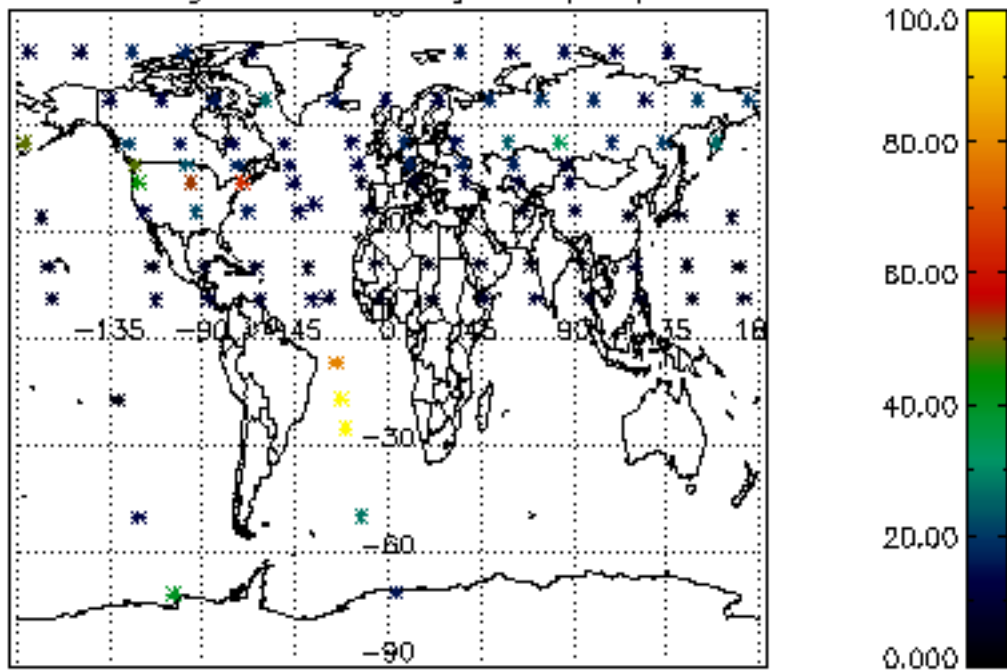
Percentage of flagged data per NO3 profile



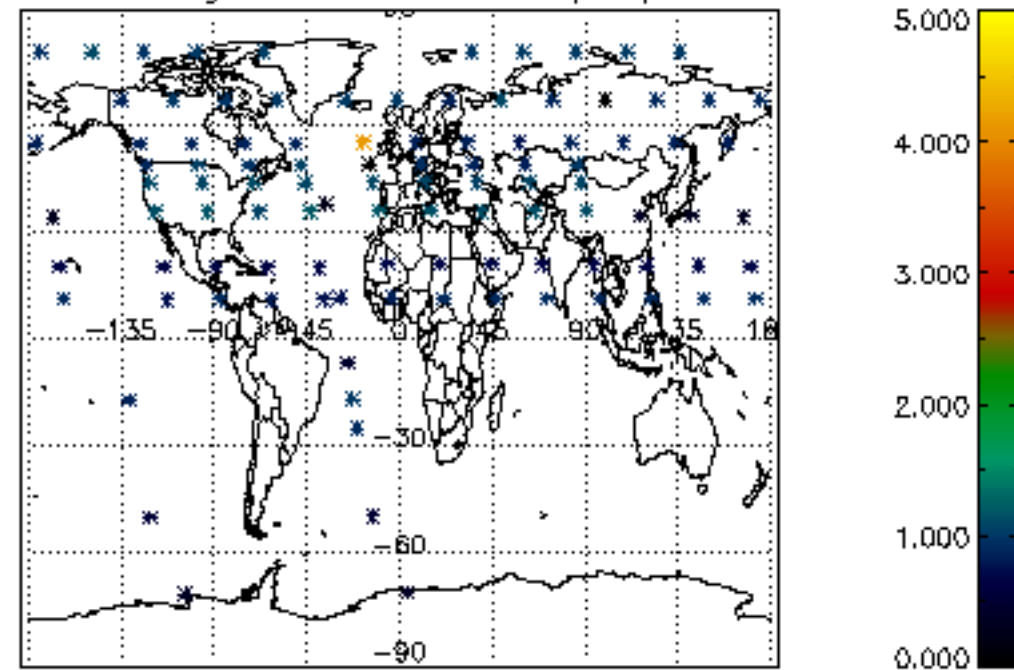




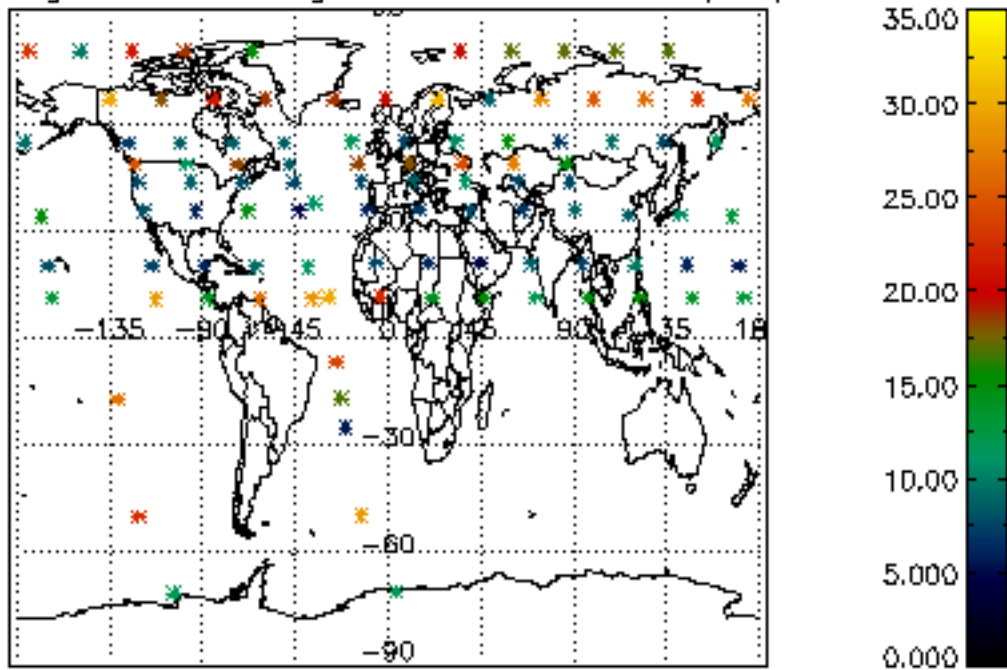
Percentage of cosmic ray hits per profile



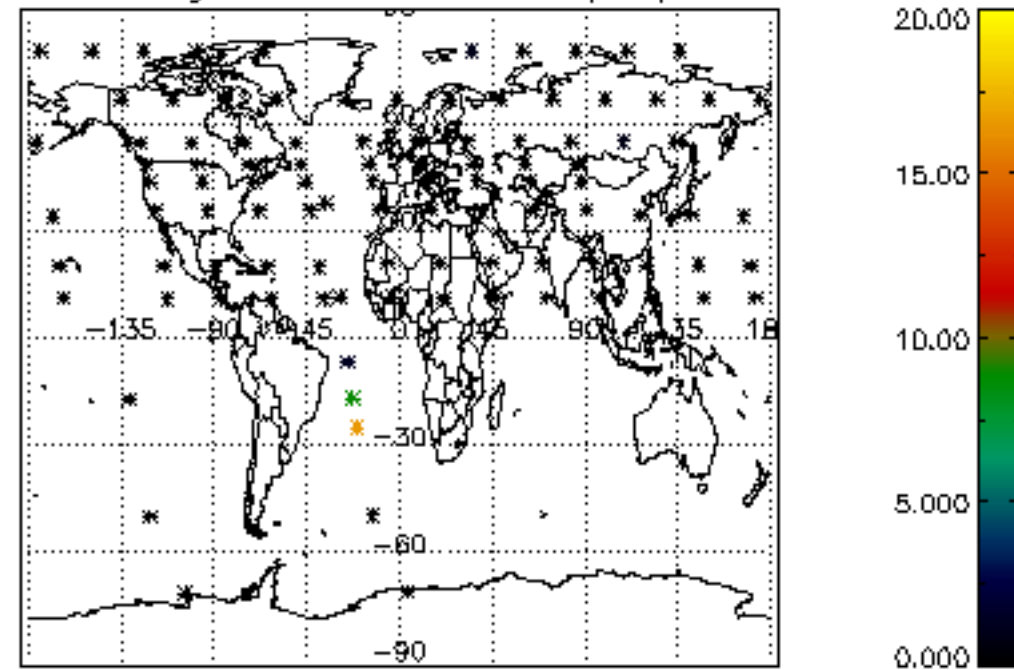
Percentage of datation errors per profile



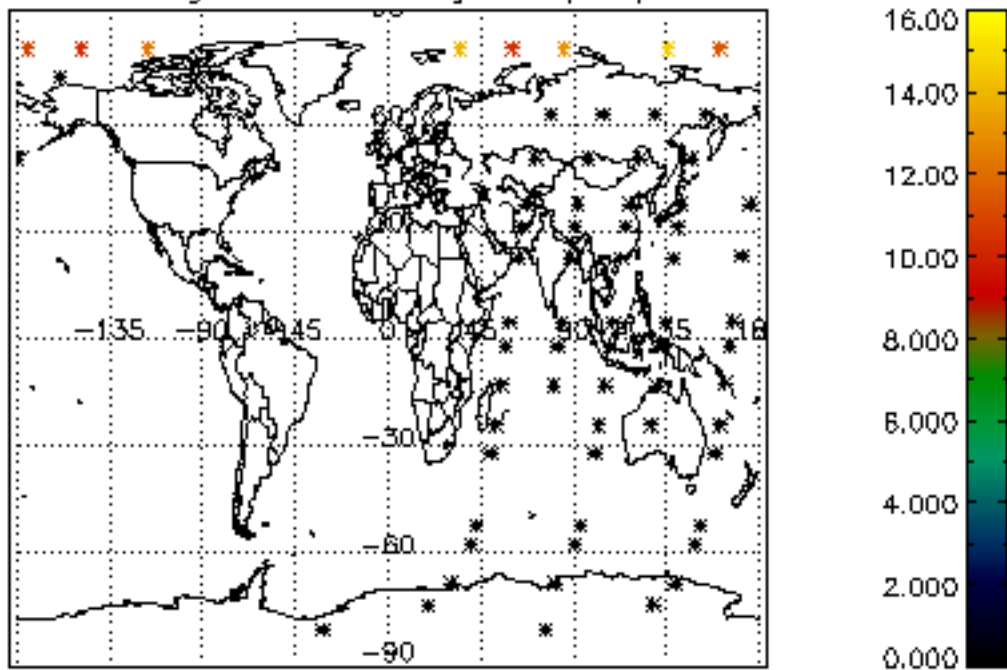
Percentage of star falling outside central band per profile



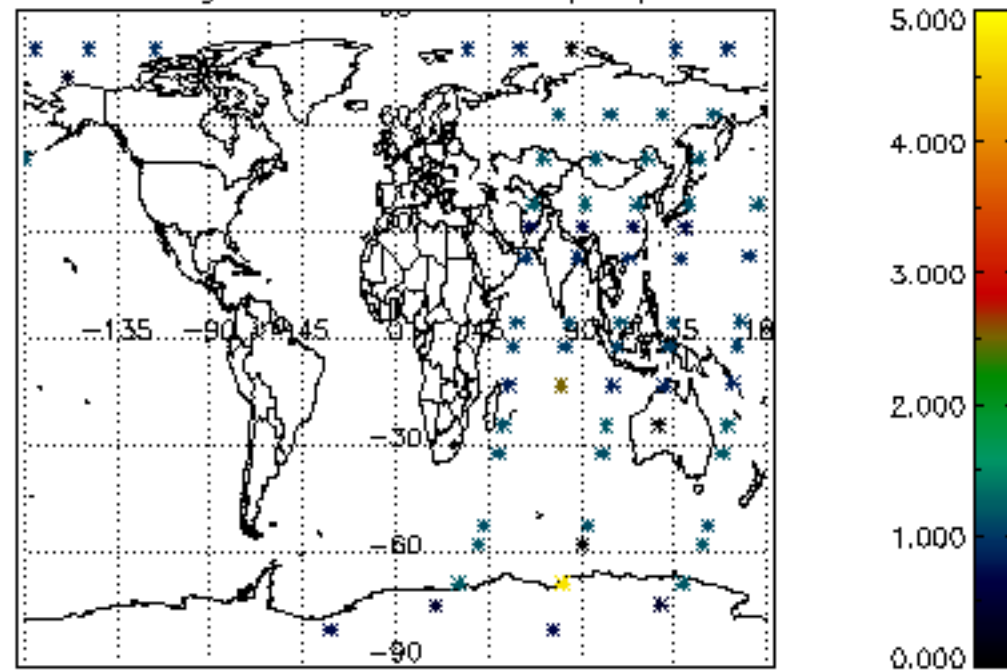
Percentage of saturation errors per profile



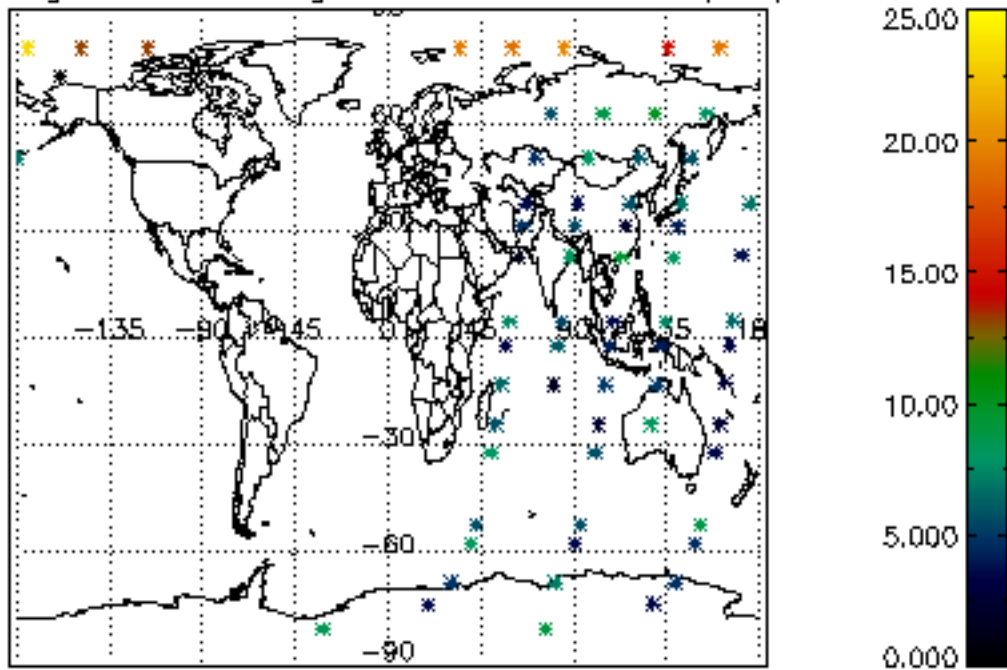
Percentage of cosmic ray hits per profile



Percentage of datation errors per profile



Percentage of star falling outside central band per profile



Percentage of saturation errors per profile

