

GOMOS Level 2 Daily Report

SUMMARY

[1. General Info](#)

[2. Summary of processed GOM_NL_2P products](#)

[3. Level 2 Quality information per product](#)

[3.1 Plot of level 2 quality information per product \(time dependant\)](#)

[3.2 Plot of level 2 quality information per product \(world map\)](#)

[4. Level 1 Quality information per product \(stored on level 2 products\)](#)

[4.1 Plot of level 1 quality information per product \(time dependant\)](#)

[4.1.1 Plot of level 1 quality information per product \(time dependant\): ASCENDING](#)

[4.1.2 Plot of level 1 quality information per product \(time dependant\): DESCENDING](#)

[4.2 Plot of level 1 quality information per product \(world map\)](#)

[4.2.1 Plot of level 1 quality information per product \(world map\): ASCENDING](#)

[4.2.2 Plot of level 1 quality information per product \(world map\): DESCENDING](#)

[5. Ozone profiles based on quality statistics and other trace gas profiles](#)

[5.1 Ozone statistics based on quality of products](#)

[5.2 Plot ozone profiles for all STD \(dark without errors\)](#)

[5.3 Plot ozone profiles where STD < 20% \(dark without errors\)](#)

[5.4. Plot ozone profiles where STD < 10% \(dark without errors\)](#)

[5.5. Plot ozone profiles where STD < 5% \(dark without errors\)](#)

[5.6 Plot NO2 profiles for all STD \(dark without errors\)](#)

[5.7 Plot NO3 profiles for all STD \(dark without errors\)](#)

[5.8 Plot H2O profiles \(only for occultations of stars 1,2,3,4,13,14,16,26,63 dark without errors\) for all STD](#)

[6. Auxiliary Data Files used for the production reported in section 2](#)

This report presents the daily analysis on parameters extracted from GOMOS level 2 data (GOM_NL__2P). It is intended to monitor some important parameters that will impact the quality of these products. A list of level 2 products (and content) that have arrived during the reporting day to the PCF is also given.

Item	Value
Time of report generation	17APR2013 19:04:14
Data source version	GOMOS/6.01
Start time of products	01-10-2002 (01OCT2002 00:00:00)
Stop time of products	02-10-2002 (02OCT2002 00:00:00)
Store outputs in DB	Yes
Nb of level 2 prods	262
Nb of prods with errors	0

2. Summary of processed GOM_NL__2P products.

Nr	Filename	UTC Start time	Limb	Duration	Star Id	Star Name	Star Mag	Star Temp	Nb Meas	Orbit	Prod. error
1	GOM_NL__2PRFIN20021001_000343_000000452010_00002_03062_2513.N1	01-OCT-2002 00:03:43	Straylight	44.500	18	24Alp PsA	1.1660	9700.0	89	3062	No
2	GOM_NL__2PRFIN20021001_000558_000000552010_00002_03062_2514.N1	01-OCT-2002 00:05:58	Straylight	55.000	52	16Bet Cet	2.0370	4500.0	110	3062	No
3	GOM_NL__2PRFIN20021001_001226_000000452010_00002_03062_2515.N1	01-OCT-2002 00:12:26	Bright	45.000	162	34Alp Aqr	2.9440	5350.0	90	3062	No
4	GOM_NL__2PRFIN20021001_002212_000000762010_00002_03062_2516.N1	01-OCT-2002 00:22:12	Bright	75.500	105	6Bet Ari	2.6450	8900.0	151	3062	No
5	GOM_NL__2PRFIN20021001_002913_000000472010_00002_03062_2517.N1	01-OCT-2002 00:29:13	Bright	47.000	74	11Bet Cas	2.2680	6600.0	94	3062	No
6	GOM_NL__2PRFIN20021001_003114_000000492010_00002_03062_2518.N1	01-OCT-2002 00:31:14	Bright	49.000	110	37Del Cas	2.6780	8900.0	98	3062	No
7	GOM_NL__2PRFIN20021001_003433_000000622010_00002_03062_2519.N1	01-OCT-2002 00:34:33	Bright	62.000	160	23Gam Per	2.9300	4700.0	124	3062	No
8	GOM_NL__2PRFIN20021001_003710_000000442010_00002_03062_2520.N1	01-OCT-2002 00:37:10	Bright	43.500	49	1Alp UMi	1.9900	6300.0	87	3062	No
9	GOM_NL__2PRFIN20021001_003913_000000412010_00002_03062_2521.N1	01-OCT-2002 00:39:13	Bright	41.000	60	7Bet UMi	2.0810	3950.0	82	3062	No
10	GOM_NL__2PRFIN20021001_004507_000000442010_00002_03062_2522.N1	01-OCT-2002 00:45:07	Bright	43.500	36	50Alp UMa	1.8000	6300.0	87	3062	No
11	GOM_NL__2PRFIN20021001_004637_000000432010_00002_03062_2523.N1	01-OCT-2002 00:46:37	Bright	43.000	82	48Bet UMa	2.3650	10600.	86	3062	No
12	GOM_NL__2PRFIN20021001_004950_000000552010_00002_03062_2524.N1	01-OCT-2002 00:49:50	Bright	55.000	174	52Psi UMa	3.0040	4400.0	110	3062	No
13	GOM_NL__2PRFIN20021001_005209_000001062010_00002_03062_2525.N1	01-OCT-2002 00:52:09	Bright	105.50	107	37The Aur	2.6490	11000.	211	3062	No
14	GOM_NL__2PRFIN20021001_005511_000000662010_00002_03062_2526.N1	01-OCT-2002 00:55:11	Bright	66.000	24	66Alp Gem	1.5800	10200.	132	3062	No
15	GOM_NL__2PRFIN20021001_005949_000001262010_00002_03062_2527.N1	01-OCT-2002 00:59:49	Tw_i_and_stray	126.00	170	27Eps Gem	3.0000	9700.0	252	3062	No
16	GOM_NL__2PRFIN20021001_010600_000000912010_00002_03062_2528.N1	01-OCT-2002 01:06:00	Dark	90.500	8	10Alp CMi	0.40000	6500.0	181	3062	No
17	GOM_NL__2PRFIN20021001_011543_000000522010_00002_03062_2529.N1	01-OCT-2002 01:15:43	Dark	52.000	65	Lam Vel	2.2040	4400.0	104	3062	No
18	GOM_NL__2PRFIN20021001_011732_000000902010_00002_03062_2530.N1	01-OCT-2002 01:17:32	Dark	90.000	1	9Alp CMa	-1.4400	11000.	180	3062	No
19	GOM_NL__2PRFIN20021001_012036_000000482010_00002_03062_2531.N1	01-OCT-2002 01:20:36	Dark	47.500	41	Eps Car	1.8600	4100.0	95	3062	No
20	GOM_NL__2PRFIN20021001_012326_000000582010_00003_03063_1528.N1	01-OCT-2002 01:23:26	Dark	58.000	2	Alp Car	-0.73600	7000.0	116	3063	No
21	GOM_NL__2PRFIN20021001_012536_000000732010_00003_03063_1529.N1	01-OCT-2002 01:25:36	Dark	72.500	108	Alp Col	2.6520	15200.	145	3063	No
22	GOM_NL__2PRFIN20021001_013042_000000472010_00003_03063_1530.N1	01-OCT-2002 01:30:42	Dark	46.500	135	Bet Hyi	2.8200	5800.0	93	3063	No
23	GOM_NL__2PRFIN20021001_013249_000000472010_00003_03063_1531.N1	01-OCT-2002 01:32:49	Dark	47.000	143	Alp Hyi	2.8570	7200.0	94	3063	No
24	GOM_NL__2PRFIN20021001_013417_000000522010_00003_03063_1532.N1	01-OCT-2002 01:34:17	Dark	51.500	9	Alp Eri	0.45300	24000.	103	3063	No
25	GOM_NL__2PRFIN20021001_013550_000000582010_00003_03063_1533.N1	01-OCT-2002 01:35:50	Straylight	57.500	157	The1Eri	2.9060	9300.0	115	3063	No
26	GOM_NL__2PRFIN20021001_013939_000000482010_00003_03063_1534.N1	01-OCT-2002 01:39:39	Straylight	48.000	84	Alp Phe	2.3970	4500.0	96	3063	No
27	GOM_NL__2PRFIN20021001_014419_000000492010_00003_03063_1535.N1	01-OCT-2002 01:44:19	Straylight	49.000	18	24Alp PsA	1.1660	9700.0	98	3063	No
28	GOM_NL__2PRFIN20021001_014634_000000572010_00003_03063_1536.N1	01-OCT-2002 01:46:34	Straylight	57.000	52	16Bet Cet	2.0370	4500.0	114	3063	No
29	GOM_NL__2PRFIN20021001_015302_000000442010_00003_03063_1537.N1	01-OCT-2002 01:53:02	Bright	44.000	162	34Alp Aqr	2.9440	5350.0	88	3063	No
30	GOM_NL__2PRFIN20021001_015646_000000432010_00003_03063_1538.N1	01-OCT-2002 01:56:46	Bright	43.000	90	54Alp Peg	2.4870	11000.	86	3063	No
31	GOM_NL__2PRFIN20021001_020024_000000432010_00003_03063_1539.N1	01-OCT-2002 02:00:24	Bright	43.000	93	53Bet Peg	2.5200	3100.0	86	3063	No
32	GOM_NL__2PRFIN20021001_020247_000000772010_00003_03063_1540.N1	01-OCT-2002 02:02:47	Bright	76.500	105	6Bet Ari	2.6450	8900.0	153	3063	No
33	GOM_NL__2PRFIN20021001_020949_000000482010_00003_03063_1541.N1	01-OCT-2002 02:09:49	Bright	47.500	74	11Bet Cas	2.2680	6600.0	95	3063	No
34	GOM_NL__2PRFIN20021001_021150_000000502010_00003_03063_1542.N1	01-OCT-2002 02:11:50	Bright	49.500	110	37Del Cas	2.6780	8900.0	99	3063	No
35	GOM_NL__2PRFIN20021001_021508_000000622010_00003_03063_1543.N1	01-OCT-2002 02:15:08	Bright	61.500	160	23Gam Per	2.9300	4700.0	123	3063	No
36	GOM_NL__2PRFIN20021001_021747_000000422010_00003_03063_1544.N1	01-OCT-2002 02:17:47	Bright	42.000	49	1Alp UMi	1.9900	6300.0	84	3063	No
37	GOM_NL__2PRFIN20021001_021949_000000462010_00003_03063_1545.N1	01-OCT-2002 02:19:49	Bright	45.500	60	7Bet UMi	2.0810	3950.0	91	3063	No
38	GOM_NL__2PRFIN20021001_022542_000000452010_00003_03063_1546.N1	01-OCT-2002 02:25:42	Bright	44.500	36	50Alp UMa	1.8000	6300.0	89	3063	No
39	GOM_NL__2PRFIN20021001_022712_000000442010_00003_03063_1547.N1	01-OCT-2002 02:27:12	Bright	44.000	82	48Bet UMa	2.3650	10600.	88	3063	No
40	GOM_NL__2PRFIN20021001_023026_000000422010_00003_03063_1548.N1	01-OCT-2002 02:30:26	Bright	42.000	174	52Psi UMa	3.0040	4400.0	84	3063	No
41	GOM_NL__2PRFIN20021001_023245_000001092010_00003_03063_1549.N1	01-OCT-2002 02:32:45	Bright	108.50	107	37The Aur	2.6490	11000.	217	3063	No
42	GOM_NL__2PRFIN20021001_023547_000000692010_00003_03063_1550.N1	01-OCT-2002 02:35:47	Bright	68.500	24	66Alp Gem	1.5800	10200.	137	3063	No

43	GOM_NL__2PRFIN20021001_024026_000001232010_00003_03063_1551.N1	01-OCT-2002 02:40:26	Tw_i_and_stray	122.50	170	27Eps Gem	3.0000	9700.0	245	3063	No
44	GOM_NL__2PRFIN20021001_024637_000000952010_00003_03063_1552.N1	01-OCT-2002 02:46:37	Dark	95.000	8	10Alp CMi	0.40000	6500.0	190	3063	No
45	GOM_NL__2PRFIN20021001_025620_000000502010_00003_03063_1553.N1	01-OCT-2002 02:56:20	Dark	50.000	65	Lam Vel	2.2040	4400.0	100	3063	No
46	GOM_NL__2PRFIN20021001_025809_000000922010_00003_03063_1554.N1	01-OCT-2002 02:58:09	Dark	91.500	1	9Alp CMA	-1.4400	11000.	183	3063	No
47	GOM_NL__2PRFIN20021001_030112_000000492010_00003_03063_1555.N1	01-OCT-2002 03:01:12	Dark	48.500	41	Eps Car	1.8600	4100.0	97	3063	No
48	GOM_NL__2PRFIN20021001_030402_000000562010_00004_03064_1529.N1	01-OCT-2002 03:04:02	Dark	55.500	2	Alp Car	-0.73600	7000.0	111	3064	No
49	GOM_NL__2PRFIN20021001_030613_000000732010_00004_03064_1530.N1	01-OCT-2002 03:06:13	Dark	72.500	108	Alp Col	2.6520	15200.	145	3064	No
50	GOM_NL__2PRFIN20021001_031118_000000462010_00004_03064_1531.N1	01-OCT-2002 03:11:18	Dark	45.500	135	Bet Hyi	2.8200	5800.0	91	3064	No
51	GOM_NL__2PRFIN20021001_031325_000000472010_00004_03064_1532.N1	01-OCT-2002 03:13:25	Dark	47.000	143	Alp Hyi	2.8570	7200.0	94	3064	No
52	GOM_NL__2PRFIN20021001_031452_000000512010_00004_03064_1533.N1	01-OCT-2002 03:14:52	Dark	50.500	9	Alp Eri	0.45300	24000.	101	3064	No
53	GOM_NL__2PRFIN20021001_031626_000000622010_00004_03064_1534.N1	01-OCT-2002 03:16:26	Straylight	62.000	157	The1Eri	2.9060	9300.0	124	3064	No
54	GOM_NL__2PRFIN20021001_032014_000000472010_00004_03064_1535.N1	01-OCT-2002 03:20:14	Straylight	47.000	84	Alp Phe	2.3970	4500.0	94	3064	No
55	GOM_NL__2PRFIN20021001_032455_000000512010_00004_03064_1536.N1	01-OCT-2002 03:24:55	Straylight	50.500	18	24Alp PsA	1.1660	9700.0	101	3064	No
56	GOM_NL__2PRFIN20021001_032710_000000612010_00004_03064_1537.N1	01-OCT-2002 03:27:10	Straylight	60.500	52	16Bet Cet	2.0370	4500.0	121	3064	No
57	GOM_NL__2PRFIN20021001_033338_000000452010_00004_03064_1538.N1	01-OCT-2002 03:33:38	Bright	45.000	162	34Alp Aqr	2.9440	5350.0	90	3064	No
58	GOM_NL__2PRFIN20021001_033721_000000452010_00004_03064_1539.N1	01-OCT-2002 03:37:21	Bright	44.500	90	54Alp Peg	2.4870	11000.	89	3064	No
59	GOM_NL__2PRFIN20021001_034100_000000442010_00004_03064_1540.N1	01-OCT-2002 03:41:00	Bright	44.000	93	53Bet Peg	2.5200	3100.0	88	3064	No
60	GOM_NL__2PRFIN20021001_034321_000000772010_00004_03064_1541.N1	01-OCT-2002 03:43:21	Bright	77.000	105	6Bet Ari	2.6450	8900.0	154	3064	No
61	GOM_NL__2PRFIN20021001_035024_000000472010_00004_03064_1542.N1	01-OCT-2002 03:50:24	Bright	47.000	74	11Bet Cas	2.2680	6600.0	94	3064	No
62	GOM_NL__2PRFIN20021001_035225_000000502010_00004_03064_1543.N1	01-OCT-2002 03:52:25	Bright	50.000	110	37Del Cas	2.6780	8900.0	100	3064	No
63	GOM_NL__2PRFIN20021001_035543_000000592010_00004_03064_1544.N1	01-OCT-2002 03:55:43	Bright	59.000	160	23Gam Per	2.9300	4700.0	118	3064	No
64	GOM_NL__2PRFIN20021001_035822_000000442010_00004_03064_1545.N1	01-OCT-2002 03:58:22	Bright	44.000	49	1Alp UMi	1.9900	6300.0	88	3064	No
65	GOM_NL__2PRFIN20021001_040025_000000412010_00004_03064_1546.N1	01-OCT-2002 04:00:25	Bright	40.500	60	7Bet UMi	2.0810	3950.0	81	3064	No
66	GOM_NL__2PRFIN20021001_040618_000000472010_00004_03064_1547.N1	01-OCT-2002 04:06:18	Bright	46.500	36	50Alp UMa	1.8000	6300.0	93	3064	No
67	GOM_NL__2PRFIN20021001_040749_000000432010_00004_03064_1548.N1	01-OCT-2002 04:07:49	Bright	42.500	82	48Bet UMa	2.3650	10600.	85	3064	No
68	GOM_NL__2PRFIN20021001_041102_000000422010_00004_03064_1549.N1	01-OCT-2002 04:11:02	Bright	41.500	174	52Psi UMa	3.0040	4400.0	83	3064	No
69	GOM_NL__2PRFIN20021001_041320_000001062010_00004_03064_1550.N1	01-OCT-2002 04:13:20	Bright	105.50	107	37The Aur	2.6490	11000.	211	3064	No
70	GOM_NL__2PRFIN20021001_041624_000000672010_00004_03064_1551.N1	01-OCT-2002 04:16:24	Bright	67.000	24	66Alp Gem	1.5800	10200.	134	3064	No
71	GOM_NL__2PRFIN20021001_042102_000001142010_00004_03064_1552.N1	01-OCT-2002 04:21:02	Tw_i_and_stray	114.00	170	27Eps Gem	3.0000	9700.0	228	3064	No
72	GOM_NL__2PRFIN20021001_042714_000000902010_00004_03064_1553.N1	01-OCT-2002 04:27:14	Dark	90.000	8	10Alp CMi	0.40000	6500.0	180	3064	No
73	GOM_NL__2PRFIN20021001_043656_000000562010_00004_03064_1554.N1	01-OCT-2002 04:36:56	Dark	56.000	65	Lam Vel	2.2040	4400.0	112	3064	No
74	GOM_NL__2PRFIN20021001_043847_000001002010_00004_03064_1555.N1	01-OCT-2002 04:38:47	Dark	100.00	1	9Alp CMA	-1.4400	11000.	200	3064	No
75	GOM_NL__2PRFIN20021001_044149_000000602010_00004_03064_1556.N1	01-OCT-2002 04:41:49	Dark	59.500	41	Eps Car	1.8600	4100.0	119	3064	No
76	GOM_NL__2PRFIN20021001_044440_000000672010_00005_03065_1529.N1	01-OCT-2002 04:44:40	Dark	67.000	2	Alp Car	-0.73600	7000.0	134	3065	No
77	GOM_NL__2PRFIN20021001_044651_000000722010_00005_03065_1530.N1	01-OCT-2002 04:46:51	Dark	71.500	108	Alp Col	2.6520	15200.	143	3065	No
78	GOM_NL__2PRFIN20021001_045154_000000462010_00005_03065_1531.N1	01-OCT-2002 04:51:54	Dark	45.500	135	Bet Hyi	2.8200	5800.0	91	3065	No
79	GOM_NL__2PRFIN20021001_045402_000000482010_00005_03065_1532.N1	01-OCT-2002 04:54:02	Dark	48.000	143	Alp Hyi	2.8570	7200.0	96	3065	No
80	GOM_NL__2PRFIN20021001_045529_000000582010_00005_03065_1533.N1	01-OCT-2002 04:55:29	Dark	57.500	9	Alp Eri	0.45300	24000.	115	3065	No
81	GOM_NL__2PRFIN20021001_045703_000000612010_00005_03065_1534.N1	01-OCT-2002 04:57:03	Straylight	60.500	157	The1Eri	2.9060	9300.0	121	3065	No
82	GOM_NL__2PRFIN20021001_050053_000000572010_00005_03065_1535.N1	01-OCT-2002 05:00:53	Straylight	56.500	63	Bet Gru	2.1500	2800.0	113	3065	No
83	GOM_NL__2PRFIN20021001_050531_000000512010_00005_03065_1536.N1	01-OCT-2002 05:05:31	Straylight	50.500	18	24Alp PsA	1.1660	9700.0	101	3065	No
84	GOM_NL__2PRFIN20021001_050746_000000592010_00005_03065_1537.N1	01-OCT-2002 05:07:46	Straylight	59.000	52	16Bet Cet	2.0370	4500.0	118	3065	No
85	GOM_NL__2PRFIN20021001_051414_000000452010_00005_03065_1538.N1	01-OCT-2002 05:14:14	Bright	44.500	162	34Alp Aqr	2.9440	5350.0	89	3065	No
86	GOM_NL__2PRFIN20021001_051757_000000442010_00005_03065_1539.N1	01-OCT-2002 05:17:57	Bright	43.500	90	54Alp Peg	2.4870	11000.	87	3065	No
87	GOM_NL__2PRFIN20021001_052136_000000442010_00005_03065_1540.N1	01-OCT-2002 05:21:36	Bright	44.000	93	53Bet Peg	2.5200	3100.0	88	3065	No
88	GOM_NL__2PRFIN20021001_053100_000000482010_00005_03065_1541.N1	01-OCT-2002 05:31:00	Bright	48.000	74	11Bet Cas	2.2680	6600.0	96	3065	No
89	GOM_NL__2PRFIN20021001_053300_000000502010_00005_03065_1542.N1	01-OCT-2002 05:33:00	Bright	49.500	110	37Del Cas	2.6780	8900.0	99	3065	No
90	GOM_NL__2PRFIN20021001_053618_000000612010_00005_03065_1543.N1	01-OCT-2002 05:36:18	Bright	61.000	160	23Gam Per	2.9300	4700.0	122	3065	No
91	GOM_NL__2PRFIN20021001_053858_000000442010_00005_03065_1544.N1	01-OCT-2002 05:38:58	Bright	44.000	49	1Alp UMi	1.9900	6300.0	88	3065	No
92	GOM_NL__2PRFIN20021001_054102_000000452010_00005_03065_1545.N1	01-OCT-2002 05:41:02	Bright	45.000	60	7Bet UMi	2.0810	3950.0	90	3065	No
93	GOM_NL__2PRFIN20021001_054655_000000462010_00005_03065_1546.N1	01-OCT-2002 05:46:55	Bright	45.500	36	50Alp UMa	1.8000	6300.0	91	3065	No
94	GOM_NL__2PRFIN20021001_054826_000000432010_00005_03065_1547.N1	01-OCT-2002 05:48:26	Bright	42.500	82	48Bet UMa	2.3650	10600.	85	3065	No
95	GOM_NL__2PRFIN20021001_064607_000000502010_00006_03066_9106.N1	01-OCT-2002 06:46:07	Straylight	49.500	18	24Alp PsA	1.1660	9700.0	99	3066	No
96	GOM_NL__2PRFIN20021001_064822_000000602010_00006_03066_9107.N1	01-OCT-2002 06:48:22	Straylight	60.000	52	16Bet Cet	2.0370	4500.0	120	3066	No
97	GOM_NL__2PRFIN20021001_065451_000000462010_00006_03066_9108.N1	01-OCT-2002 06:54:51	Bright	45.500	162	34Alp Aqr	2.9440	5350.0	91	3066	No
98	GOM_NL__2PRFIN20021001_065834_000000452010_00006_03066_9109.N1	01-OCT-2002 06:58:34	Bright	44.500	90	54Alp Peg	2.4870	11000.	89	3066	No
99	GOM_NL__2PRFIN20021001_070212_000000482010_00006_03066_9110.N1	01-OCT-2002 07:02:12	Bright	47.500	93	53Bet Peg	2.5200	3100.0	95	3066	No
100	GOM_NL__2PRFIN20021001_071136_000000482010_00006_03066_9111.N1	01-OCT-2002 07:11:36	Bright	48.000	74	11Bet Cas	2.2680	6600.0	96	3066	No
101	GOM_NL__2PRFIN20021001_071335_000000512010_00006_03066_9112.N1	01-OCT-2002 07:13:35	Bright	50.500	110	37Del Cas	2.6780	8900.0	101	3066	No

102	GOM_NL__2PRFIN20021001_071653_000000632010_00006_03066_9113.N1	01-OCT-2002 07:16:53	Bright	62.500	160	23Gam Per	2.9300	4700.0	125	3066	No
103	GOM_NL__2PRFIN20021001_071934_000000452010_00006_03066_9114.N1	01-OCT-2002 07:19:34	Bright	45.000	49	1Alp UMi	1.9900	6300.0	90	3066	No
104	GOM_NL__2PRFIN20021001_072138_000000452010_00006_03066_9115.N1	01-OCT-2002 07:21:38	Bright	45.000	60	7Bet UMi	2.0810	3950.0	90	3066	No
105	GOM_NL__2PRFIN20021001_072731_000000462010_00006_03066_9116.N1	01-OCT-2002 07:27:31	Bright	45.500	36	50Alp UMa	1.8000	6300.0	91	3066	No
106	GOM_NL__2PRFIN20021001_072902_000000432010_00006_03066_9117.N1	01-OCT-2002 07:29:02	Bright	43.000	82	48Bet UMa	2.3650	10600.	86	3066	No
107	GOM_NL__2PRFIN20021001_073215_000000422010_00006_03066_9118.N1	01-OCT-2002 07:32:15	Bright	41.500	174	52Psi UMa	3.0040	4400.0	83	3066	No
108	GOM_NL__2PRFIN20021001_073431_000001082010_00006_03066_9119.N1	01-OCT-2002 07:34:31	Bright	107.50	107	37The Aur	2.6490	11000.	215	3066	No
109	GOM_NL__2PRFIN20021001_073736_000000672010_00006_03066_9120.N1	01-OCT-2002 07:37:36	Bright	66.500	24	66Alp Gem	1.5800	10200.	133	3066	No
110	GOM_NL__2PRFIN20021001_074216_000001272010_00006_03066_9121.N1	01-OCT-2002 07:42:16	Tw_i_and_stray	127.00	170	27Eps Gem	3.0000	9700.0	254	3066	No
111	GOM_NL__2PRFIN20021001_074828_000000932010_00006_03066_9122.N1	01-OCT-2002 07:48:28	Dark	93.000	8	10Alp CMi	0.40000	6500.0	186	3066	No
112	GOM_NL__2PRFIN20021001_075809_000000512010_00006_03066_9123.N1	01-OCT-2002 07:58:09	Dark	51.000	65	Lam Vel	2.2040	4400.0	102	3066	No
113	GOM_NL__2PRFIN20021001_080003_000000882010_00006_03066_9124.N1	01-OCT-2002 08:00:03	Dark	88.000	1	9Alp CMa	-1.4400	11000.	176	3066	No
114	GOM_NL__2PRFIN20021001_080302_000000512010_00006_03066_9125.N1	01-OCT-2002 08:03:02	Dark	50.500	41	Eps Car	1.8600	4100.0	101	3066	No
115	GOM_NL__2PRFIN20021001_080553_000000672010_00007_03067_9106.N1	01-OCT-2002 08:05:53	Dark	67.000	2	Alp Car	-0.73600	7000.0	134	3067	No
116	GOM_NL__2PRFIN20021001_080806_000000752010_00007_03067_9107.N1	01-OCT-2002 08:08:06	Dark	74.500	108	Alp Col	2.6520	15200.	149	3067	No
117	GOM_NL__2PRFIN20021001_081306_000000462010_00007_03067_9108.N1	01-OCT-2002 08:13:06	Dark	45.500	135	Bet Hyi	2.8200	5800.0	91	3067	No
118	GOM_NL__2PRFIN20021001_081514_000000472010_00007_03067_9109.N1	01-OCT-2002 08:15:14	Dark	46.500	143	Alp Hyi	2.8570	7200.0	93	3067	No
119	GOM_NL__2PRFIN20021001_081642_000000612010_00007_03067_9110.N1	01-OCT-2002 08:16:42	Dark	61.000	9	Alp Eri	0.45300	24000.	122	3067	No
120	GOM_NL__2PRFIN20021001_081816_000000612010_00007_03067_9111.N1	01-OCT-2002 08:18:16	Straylight	61.000	157	The1Eri	2.9060	9300.0	122	3067	No
121	GOM_NL__2PRFIN20021001_082205_000000512010_00007_03067_9112.N1	01-OCT-2002 08:22:05	Straylight	51.000	63	Bet Gru	2.1500	2800.0	102	3067	No
122	GOM_NL__2PRFIN20021001_082644_000000522010_00007_03067_9113.N1	01-OCT-2002 08:26:44	Straylight	51.500	18	24Alp PsA	1.1660	9700.0	103	3067	No
123	GOM_NL__2PRFIN20021001_082858_000000522010_00007_03067_9114.N1	01-OCT-2002 08:28:58	Straylight	52.000	52	16Bet Cet	2.0370	4500.0	104	3067	No
124	GOM_NL__2PRFIN20021001_083527_000000462010_00007_03067_9115.N1	01-OCT-2002 08:35:27	Bright	45.500	162	34Alp Aqr	2.9440	5350.0	91	3067	No
125	GOM_NL__2PRFIN20021001_083910_000000442010_00007_03067_9116.N1	01-OCT-2002 08:39:10	Bright	44.000	90	54Alp Peg	2.4870	11000.	88	3067	No
126	GOM_NL__2PRFIN20021001_084248_000000452010_00007_03067_9117.N1	01-OCT-2002 08:42:48	Bright	45.000	93	53Bet Peg	2.5200	3100.0	90	3067	No
127	GOM_NL__2PRFIN20021001_085212_000000462010_00007_03067_9118.N1	01-OCT-2002 08:52:12	Bright	46.000	74	11Bet Cas	2.2680	6600.0	92	3067	No
128	GOM_NL__2PRFIN20021001_085411_000000502010_00007_03067_9119.N1	01-OCT-2002 08:54:11	Bright	49.500	110	37Del Cas	2.6780	8900.0	99	3067	No
129	GOM_NL__2PRFIN20021001_085728_000000622010_00007_03067_9120.N1	01-OCT-2002 08:57:28	Bright	62.000	160	23Gam Per	2.9300	4700.0	124	3067	No
130	GOM_NL__2PRFIN20021001_090010_000000422010_00007_03067_9121.N1	01-OCT-2002 09:00:10	Bright	41.500	49	1Alp UMi	1.9900	6300.0	83	3067	No
131	GOM_NL__2PRFIN20021001_090214_000000412010_00007_03067_9122.N1	01-OCT-2002 09:02:14	Bright	40.500	60	7Bet UMi	2.0810	3950.0	81	3067	No
132	GOM_NL__2PRFIN20021001_090807_000000422010_00007_03067_9123.N1	01-OCT-2002 09:08:07	Bright	42.000	36	50Alp UMa	1.8000	6300.0	84	3067	No
133	GOM_NL__2PRFIN20021001_090938_000000422010_00007_03067_9124.N1	01-OCT-2002 09:09:38	Bright	41.500	82	48Bet UMa	2.3650	10600.	83	3067	No
134	GOM_NL__2PRFIN20021001_091251_000000412010_00007_03067_9125.N1	01-OCT-2002 09:12:51	Bright	41.000	174	52Psi UMa	3.0040	4400.0	82	3067	No
135	GOM_NL__2PRFIN20021001_091507_000001072010_00007_03067_9126.N1	01-OCT-2002 09:15:07	Bright	106.50	107	37The Aur	2.6490	11000.	213	3067	No
136	GOM_NL__2PRFIN20021001_091812_000000682010_00007_03067_9127.N1	01-OCT-2002 09:18:12	Bright	67.500	24	66Alp Gem	1.5800	10200.	135	3067	No
137	GOM_NL__2PRFIN20021001_092253_000001222010_00007_03067_9128.N1	01-OCT-2002 09:22:53	Tw_i_and_stray	122.00	170	27Eps Gem	3.0000	9700.0	244	3067	No
138	GOM_NL__2PRFIN20021001_092905_000000902010_00007_03067_9129.N1	01-OCT-2002 09:29:05	Dark	89.500	8	10Alp CMi	0.40000	6500.0	179	3067	No
139	GOM_NL__2PRFIN20021001_093845_000000582010_00007_03067_9130.N1	01-OCT-2002 09:38:45	Dark	57.500	65	Lam Vel	2.2040	4400.0	115	3067	No
140	GOM_NL__2PRFIN20021001_094041_000001042010_00007_03067_9131.N1	01-OCT-2002 09:40:41	Dark	103.50	1	9Alp CMa	-1.4400	11000.	207	3067	No
141	GOM_NL__2PRFIN20021001_094338_000000572010_00007_03067_9132.N1	01-OCT-2002 09:43:38	Dark	56.500	41	Eps Car	1.8600	4100.0	113	3067	No
142	GOM_NL__2PRFIN20021001_094630_000000522010_00008_03068_9106.N1	01-OCT-2002 09:46:30	Dark	51.500	2	Alp Car	-0.73600	7000.0	103	3068	No
143	GOM_NL__2PRFIN20021001_094844_000000732010_00008_03068_9107.N1	01-OCT-2002 09:48:44	Dark	72.500	108	Alp Col	2.6520	15200.	145	3068	No
144	GOM_NL__2PRFIN20021001_095342_000000442010_00008_03068_9108.N1	01-OCT-2002 09:53:42	Dark	43.500	135	Bet Hyi	2.8200	5800.0	87	3068	No
145	GOM_NL__2PRFIN20021001_095551_000000462010_00008_03068_9109.N1	01-OCT-2002 09:55:51	Dark	46.000	143	Alp Hyi	2.8570	7200.0	92	3068	No
146	GOM_NL__2PRFIN20021001_095718_000000492010_00008_03068_9110.N1	01-OCT-2002 09:57:18	Dark	48.500	9	Alp Eri	0.45300	24000.	97	3068	No
147	GOM_NL__2PRFIN20021001_095853_000000632010_00008_03068_9111.N1	01-OCT-2002 09:58:53	Straylight	63.000	157	The1Eri	2.9060	9300.0	126	3068	No
148	GOM_NL__2PRFIN20021001_100241_000000502010_00008_03068_9112.N1	01-OCT-2002 10:02:41	Straylight	50.000	63	Bet Gru	2.1500	2800.0	100	3068	No
149	GOM_NL__2PRFIN20021001_100720_000000512010_00008_03068_9113.N1	01-OCT-2002 10:07:20	Straylight	51.000	18	24Alp PsA	1.1660	9700.0	102	3068	No
150	GOM_NL__2PRFIN20021001_100934_000000582010_00008_03068_9114.N1	01-OCT-2002 10:09:34	Straylight	58.000	52	16Bet Cet	2.0370	4500.0	116	3068	No
151	GOM_NL__2PRFIN20021001_101603_000000452010_00008_03068_9115.N1	01-OCT-2002 10:16:03	Bright	45.000	162	34Alp Aqr	2.9440	5350.0	90	3068	No
152	GOM_NL__2PRFIN20021001_101946_000000452010_00008_03068_9116.N1	01-OCT-2002 10:19:46	Bright	44.500	90	54Alp Peg	2.4870	11000.	89	3068	No
153	GOM_NL__2PRFIN20021001_102324_000000452010_00008_03068_9117.N1	01-OCT-2002 10:23:24	Bright	44.500	93	53Bet Peg	2.5200	3100.0	89	3068	No
154	GOM_NL__2PRFIN20021001_103248_000000452010_00008_03068_9118.N1	01-OCT-2002 10:32:48	Bright	44.500	74	11Bet Cas	2.2680	6600.0	89	3068	No
155	GOM_NL__2PRFIN20021001_103447_000000502010_00008_03068_9119.N1	01-OCT-2002 10:34:47	Bright	49.500	110	37Del Cas	2.6780	8900.0	99	3068	No
156	GOM_NL__2PRFIN20021001_103803_000000632010_00008_03068_9120.N1	01-OCT-2002 10:38:03	Bright	62.500	160	23Gam Per	2.9300	4700.0	125	3068	No
157	GOM_NL__2PRFIN20021001_104046_000000452010_00008_03068_9121.N1	01-OCT-2002 10:40:46	Bright	44.500	49	1Alp UMi	1.9900	6300.0	89	3068	No
158	GOM_NL__2PRFIN20021001_104251_000000442010_00008_03068_9122.N1	01-OCT-2002 10:42:51	Bright	44.000	60	7Bet UMi	2.0810	3950.0	88	3068	No
159	GOM_NL__2PRFIN20021001_104844_000000422010_00008_03068_9123.N1	01-OCT-2002 10:48:44	Bright	42.000	36	50Alp UMa	1.8000	6300.0	84	3068	No
160	GOM_NL__2PRFIN20021001_105014_000000492010_00008_03068_9124.N1	01-OCT-2002 10:50:14	Bright	48.500	82	48Bet UMa	2.3650	10600.	97	3068	No

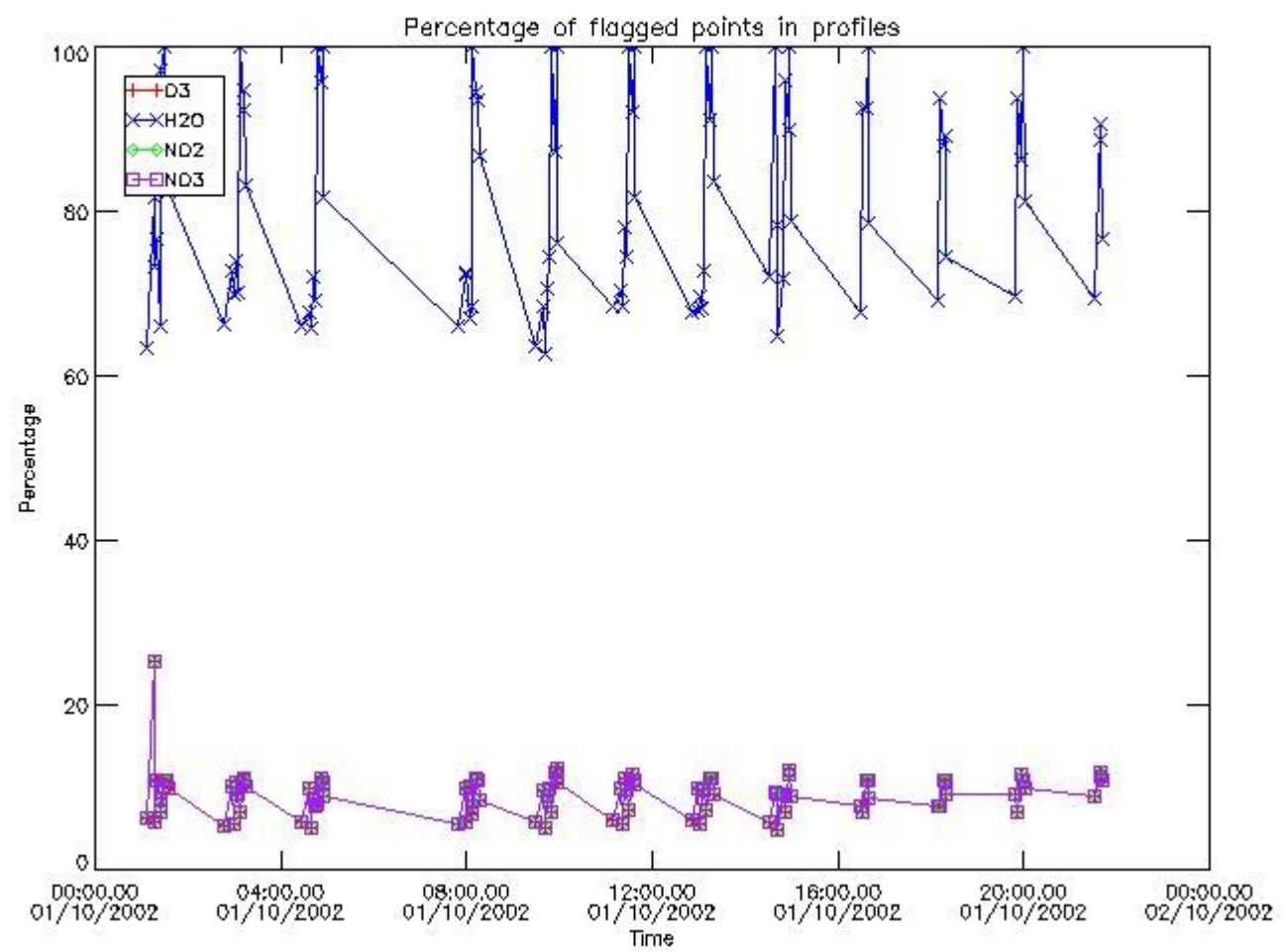
161	GOM_NL__2PRFIN20021001_105327_000000432010_00008_03068_9125.N1	01-OCT-2002 10:53:27	Bright	43.000	174	52Psi UMa	3.0040	4400.0	86	3068	No
162	GOM_NL__2PRFIN20021001_105543_000001102010_00008_03068_9126.N1	01-OCT-2002 10:55:43	Bright	109.50	107	37The Aur	2.6490	11000.	219	3068	No
163	GOM_NL__2PRFIN20021001_105848_000000692010_00008_03068_9127.N1	01-OCT-2002 10:58:48	Bright	68.500	24	66Alp Gem	1.5800	10200.	137	3068	No
164	GOM_NL__2PRFIN20021001_110330_000001322010_00008_03068_9128.N1	01-OCT-2002 11:03:30	Twilight	131.50	170	27Eps Gem	3.0000	9700.0	263	3068	No
165	GOM_NL__2PRFIN20021001_110942_000000862010_00008_03068_9129.N1	01-OCT-2002 11:09:42	Dark	86.000	8	10Alp CMi	0.40000	6500.0	172	3068	No
166	GOM_NL__2PRFIN20021001_111921_000000512010_00008_03068_9130.N1	01-OCT-2002 11:19:21	Dark	51.000	65	Lam Vel	2.2040	4400.0	102	3068	No
167	GOM_NL__2PRFIN20021001_112119_000000932010_00008_03068_9131.N1	01-OCT-2002 11:21:19	Dark	92.500	1	9Alp CMa	-1.4400	11000.	185	3068	No
168	GOM_NL__2PRFIN20021001_112414_000000462010_00008_03068_9132.N1	01-OCT-2002 11:24:14	Dark	46.000	41	Eps Car	1.8600	4100.0	92	3068	No
169	GOM_NL__2PRFIN20021001_112707_000000542010_00009_03069_9106.N1	01-OCT-2002 11:27:07	Dark	53.500	2	Alp Car	-0.73600	7000.0	107	3069	No
170	GOM_NL__2PRFIN20021001_112922_000000722010_00009_03069_9107.N1	01-OCT-2002 11:29:22	Dark	71.500	108	Alp Col	2.6520	15200.	143	3069	No
171	GOM_NL__2PRFIN20021001_113419_000000452010_00009_03069_9108.N1	01-OCT-2002 11:34:19	Dark	44.500	135	Bet Hyi	2.8200	5800.0	89	3069	No
172	GOM_NL__2PRFIN20021001_113628_000000472010_00009_03069_9109.N1	01-OCT-2002 11:36:28	Dark	47.000	143	Alp Hyi	2.8570	7200.0	94	3069	No
173	GOM_NL__2PRFIN20021001_113755_000000502010_00009_03069_9110.N1	01-OCT-2002 11:37:55	Dark	49.500	9	Alp Eri	0.45300	24000.	99	3069	No
174	GOM_NL__2PRFIN20021001_113930_000000602010_00009_03069_9111.N1	01-OCT-2002 11:39:30	Straylight	59.500	157	The1Eri	2.9060	9300.0	119	3069	No
175	GOM_NL__2PRFIN20021001_114317_000000492010_00009_03069_9112.N1	01-OCT-2002 11:43:17	Straylight	48.500	63	Bet Gru	2.1500	2800.0	97	3069	No
176	GOM_NL__2PRFIN20021001_114756_000000482010_00009_03069_9113.N1	01-OCT-2002 11:47:56	Straylight	48.000	18	24Alp PsA	1.1660	9700.0	96	3069	No
177	GOM_NL__2PRFIN20021001_115011_000000582010_00009_03069_9114.N1	01-OCT-2002 11:50:11	Straylight	57.500	52	16Bet Cet	2.0370	4500.0	115	3069	No
178	GOM_NL__2PRFIN20021001_115640_000000452010_00009_03069_9115.N1	01-OCT-2002 11:56:40	Bright	44.500	162	34Alp Aqr	2.9440	5350.0	89	3069	No
179	GOM_NL__2PRFIN20021001_120022_000000442010_00009_03069_9116.N1	01-OCT-2002 12:00:22	Bright	43.500	90	54Alp Peg	2.4870	11000.	87	3069	No
180	GOM_NL__2PRFIN20021001_120400_000000432010_00009_03069_9117.N1	01-OCT-2002 12:04:00	Bright	43.000	93	53Bet Peg	2.5200	3100.0	86	3069	No
181	GOM_NL__2PRFIN20021001_121324_000000472010_00009_03069_9118.N1	01-OCT-2002 12:13:24	Bright	46.500	74	11Bet Cas	2.2680	6600.0	93	3069	No
182	GOM_NL__2PRFIN20021001_121523_000000512010_00009_03069_9119.N1	01-OCT-2002 12:15:23	Bright	50.500	110	37Del Cas	2.6780	8900.0	101	3069	No
183	GOM_NL__2PRFIN20021001_121838_000000602010_00009_03069_9120.N1	01-OCT-2002 12:18:38	Bright	60.000	160	23Gam Per	2.9300	4700.0	120	3069	No
184	GOM_NL__2PRFIN20021001_122123_000000442010_00009_03069_9121.N1	01-OCT-2002 12:21:23	Bright	44.000	49	1Alp UMi	1.9900	6300.0	88	3069	No
185	GOM_NL__2PRFIN20021001_122327_000000452010_00009_03069_9122.N1	01-OCT-2002 12:23:27	Bright	44.500	60	7Bet UMi	2.0810	3950.0	89	3069	No
186	GOM_NL__2PRFIN20021001_122920_000000412010_00009_03069_9123.N1	01-OCT-2002 12:29:20	Bright	40.500	36	50Alp UMa	1.8000	6300.0	81	3069	No
187	GOM_NL__2PRFIN20021001_123050_000000422010_00009_03069_9124.N1	01-OCT-2002 12:30:50	Bright	42.000	82	48Bet UMa	2.3650	10600.	84	3069	No
188	GOM_NL__2PRFIN20021001_123403_000000422010_00009_03069_9125.N1	01-OCT-2002 12:34:03	Bright	42.000	174	52Psi UMa	3.0040	4400.0	84	3069	No
189	GOM_NL__2PRFIN20021001_123618_000001112010_00009_03069_9126.N1	01-OCT-2002 12:36:18	Bright	110.50	107	37The Aur	2.6490	11000.	221	3069	No
190	GOM_NL__2PRFIN20021001_123925_000000692010_00009_03069_9127.N1	01-OCT-2002 12:39:25	Bright	68.500	24	66Alp Gem	1.5800	10200.	137	3069	No
191	GOM_NL__2PRFIN20021001_124407_000001242010_00009_03069_9128.N1	01-OCT-2002 12:44:07	Twilight	123.50	170	27Eps Gem	3.0000	9700.0	247	3069	No
192	GOM_NL__2PRFIN20021001_125019_000000862010_00009_03069_9129.N1	01-OCT-2002 12:50:19	Dark	85.500	8	10Alp CMi	0.40000	6500.0	171	3069	No
193	GOM_NL__2PRFIN20021001_125958_000000522010_00009_03069_9130.N1	01-OCT-2002 12:59:58	Dark	52.000	65	Lam Vel	2.2040	4400.0	104	3069	No
194	GOM_NL__2PRFIN20021001_130157_000000912010_00009_03069_9131.N1	01-OCT-2002 13:01:57	Dark	91.000	1	9Alp CMa	-1.4400	11000.	182	3069	No
195	GOM_NL__2PRFIN20021001_130451_000000572010_00009_03069_9132.N1	01-OCT-2002 13:04:51	Dark	57.000	41	Eps Car	1.8600	4100.0	114	3069	No
196	GOM_NL__2PRFIN20021001_130744_000000542010_00010_03070_1542.N1	01-OCT-2002 13:07:44	Dark	53.500	2	Alp Car	-0.73600	7000.0	107	3070	No
197	GOM_NL__2PRFIN20021001_130959_000000712010_00010_03070_1543.N1	01-OCT-2002 13:09:59	Dark	71.000	108	Alp Col	2.6520	15200.	142	3070	No
198	GOM_NL__2PRFIN20021001_131455_000000462010_00010_03070_1544.N1	01-OCT-2002 13:14:55	Dark	45.500	135	Bet Hyi	2.8200	5800.0	91	3070	No
199	GOM_NL__2PRFIN20021001_131704_000000462010_00010_03070_1545.N1	01-OCT-2002 13:17:04	Dark	45.500	143	Alp Hyi	2.8570	7200.0	91	3070	No
200	GOM_NL__2PRFIN20021001_131832_000000552010_00010_03070_1546.N1	01-OCT-2002 13:18:32	Dark	55.000	9	Alp Eri	0.45300	24000.	110	3070	No
201	GOM_NL__2PRFIN20021001_132007_000000602010_00010_03070_1547.N1	01-OCT-2002 13:20:07	Straylight	59.500	157	The1Eri	2.9060	9300.0	119	3070	No
202	GOM_NL__2PRFIN20021001_132354_000000582010_00010_03070_1548.N1	01-OCT-2002 13:23:54	Straylight	58.000	63	Bet Gru	2.1500	2800.0	116	3070	No
203	GOM_NL__2PRFIN20021001_132832_000000502010_00010_03070_1549.N1	01-OCT-2002 13:28:32	Straylight	50.000	18	24Alp PsA	1.1660	9700.0	100	3070	No
204	GOM_NL__2PRFIN20021001_133047_000000582010_00010_03070_1550.N1	01-OCT-2002 13:30:47	Straylight	58.000	52	16Bet Cet	2.0370	4500.0	116	3070	No
205	GOM_NL__2PRFIN20021001_133716_000000452010_00010_03070_1551.N1	01-OCT-2002 13:37:16	Bright	44.500	162	34Alp Aqr	2.9440	5350.0	89	3070	No
206	GOM_NL__2PRFIN20021001_134058_000000432010_00010_03070_1552.N1	01-OCT-2002 13:40:58	Bright	42.500	90	54Alp Peg	2.4870	11000.	85	3070	No
207	GOM_NL__2PRFIN20021001_134436_000000442010_00010_03070_1553.N1	01-OCT-2002 13:44:36	Bright	43.500	93	53Bet Peg	2.5200	3100.0	87	3070	No
208	GOM_NL__2PRFIN20021001_134650_000000742010_00010_03070_1554.N1	01-OCT-2002 13:46:50	Bright	74.000	105	6Bet Ari	2.6450	8900.0	148	3070	No
209	GOM_NL__2PRFIN20021001_134903_000000602010_00010_03070_1555.N1	01-OCT-2002 13:49:03	Bright	59.500	53	43Bet And	2.0480	3300.0	119	3070	No
210	GOM_NL__2PRFIN20021001_135359_000000482010_00010_03070_1556.N1	01-OCT-2002 13:53:59	Bright	48.000	74	11Bet Cas	2.2680	6600.0	96	3070	No
211	GOM_NL__2PRFIN20021001_135558_000000502010_00010_03070_1557.N1	01-OCT-2002 13:55:58	Bright	50.000	110	37Del Cas	2.6780	8900.0	100	3070	No
212	GOM_NL__2PRFIN20021001_135912_000000602010_00010_03070_1558.N1	01-OCT-2002 13:59:12	Bright	59.500	160	23Gam Per	2.9300	4700.0	119	3070	No
213	GOM_NL__2PRFIN20021001_140157_000000462010_00010_03070_1559.N1	01-OCT-2002 14:01:57	Bright	45.500	49	1Alp UMi	1.9900	6300.0	91	3070	No
214	GOM_NL__2PRFIN20021001_140402_000000452010_00010_03070_1560.N1	01-OCT-2002 14:04:02	Bright	45.000	60	7Bet UMi	2.0810	3950.0	90	3070	No
215	GOM_NL__2PRFIN20021001_140956_000000442010_00010_03070_1561.N1	01-OCT-2002 14:09:56	Bright	43.500	36	50Alp UMa	1.8000	6300.0	87	3070	No
216	GOM_NL__2PRFIN20021001_141125_000000442010_00010_03070_1562.N1	01-OCT-2002 14:11:25	Bright	43.500	82	48Bet UMa	2.3650	10600.	87	3070	No
217	GOM_NL__2PRFIN20021001_141439_000000412010_00010_03070_1563.N1	01-OCT-2002 14:14:39	Bright	40.500	174	52Psi UMa	3.0040	4400.0	81	3070	No
218	GOM_NL__2PRFIN20021001_141653_000001132010_00010_03070_1564.N1	01-OCT-2002 14:16:53	Bright	112.50	107	37The Aur	2.6490	11000.	225	3070	No
219	GOM_NL__2PRFIN20021001_142000_000000702010_00010_03070_1565.N1	01-OCT-2002 14:20:00	Bright	70.000	24	66Alp Gem	1.5800	10200.	140	3070	No

220	GOM_NL__2PRFIN20021001_142443_000001352010_00010_03070_1566.N1	01-OCT-2002 14:24:43	Tw_i_and_stray	135.00	170	27Eps Gem	3.0000	9700.0	270	3070	No
221	GOM_NL__2PRFIN20021001_143056_000000882010_00010_03070_1567.N1	01-OCT-2002 14:30:56	Dark	88.000	8	10Alp CMi	0.40000	6500.0	176	3070	No
222	GOM_NL__2PRFIN20021001_143759_000000552010_00010_03070_1568.N1	01-OCT-2002 14:37:59	Dark	54.500	132	15Rho Pup	2.8030	6900.0	109	3070	No
223	GOM_NL__2PRFIN20021001_144033_000000562010_00010_03070_1569.N1	01-OCT-2002 14:40:33	Dark	55.500	65	Lam Vel	2.2040	4400.0	111	3070	No
224	GOM_NL__2PRFIN20021001_144233_000001062010_00010_03070_1570.N1	01-OCT-2002 14:42:33	Dark	105.50	1	9Alp CMA	-1.4400	11000.	211	3070	No
225	GOM_NL__2PRFIN20021001_144819_000000562010_00011_03071_8756.N1	01-OCT-2002 14:48:19	Dark	55.500	2	Alp Car	-0.73600	7000.0	111	3071	No
226	GOM_NL__2PRFIN20021001_145035_000000732010_00011_03071_8757.N1	01-OCT-2002 14:50:35	Dark	73.000	108	Alp Col	2.6520	15200.	146	3071	No
227	GOM_NL__2PRFIN20021001_145531_000000452010_00011_03071_8758.N1	01-OCT-2002 14:55:31	Dark	44.500	135	Bet Hyi	2.8200	5800.0	89	3071	No
228	GOM_NL__2PRFIN20021001_145740_000000472010_00011_03071_8759.N1	01-OCT-2002 14:57:40	Dark	46.500	143	Alp Hyi	2.8570	7200.0	93	3071	No
229	GOM_NL__2PRFIN20021001_145907_000000572010_00011_03071_8760.N1	01-OCT-2002 14:59:07	Dark	57.000	9	Alp Eri	0.45300	24000.	114	3071	No
230	GOM_NL__2PRFIN20021001_150042_000000622010_00011_03071_8761.N1	01-OCT-2002 15:00:42	Straylight	62.000	157	The1Eri	2.9060	9300.0	124	3071	No
231	GOM_NL__2PRFIN20021001_150429_000000532010_00011_03071_8762.N1	01-OCT-2002 15:04:29	Straylight	53.000	63	Bet Gru	2.1500	2800.0	106	3071	No
232	GOM_NL__2PRFIN20021001_150908_000000512010_00011_03071_8763.N1	01-OCT-2002 15:09:08	Straylight	51.000	18	24Alp PsA	1.1660	9700.0	102	3071	No
233	GOM_NL__2PRFIN20021001_162856_000000672010_00012_03072_8756.N1	01-OCT-2002 16:28:56	Dark	67.000	2	Alp Car	-0.73600	7000.0	134	3072	No
234	GOM_NL__2PRFIN20021001_163113_000000732010_00012_03072_8757.N1	01-OCT-2002 16:31:13	Dark	73.000	108	Alp Col	2.6520	15200.	146	3072	No
235	GOM_NL__2PRFIN20021001_163607_000000472010_00012_03072_8758.N1	01-OCT-2002 16:36:07	Dark	47.000	135	Bet Hyi	2.8200	5800.0	94	3072	No
236	GOM_NL__2PRFIN20021001_163816_000000472010_00012_03072_8759.N1	01-OCT-2002 16:38:16	Dark	46.500	143	Alp Hyi	2.8570	7200.0	93	3072	No
237	GOM_NL__2PRFIN20021001_163944_000000592010_00012_03072_8760.N1	01-OCT-2002 16:39:44	Dark	59.000	9	Alp Eri	0.45300	24000.	118	3072	No
238	GOM_NL__2PRFIN20021001_164119_000000642010_00012_03072_8761.N1	01-OCT-2002 16:41:19	Straylight	64.000	157	The1Eri	2.9060	9300.0	128	3072	No
239	GOM_NL__2PRFIN20021001_164505_000000572010_00012_03072_8762.N1	01-OCT-2002 16:45:05	Straylight	57.000	63	Bet Gru	2.1500	2800.0	114	3072	No
240	GOM_NL__2PRFIN20021001_164944_000000512010_00012_03072_8763.N1	01-OCT-2002 16:49:44	Straylight	50.500	18	24Alp PsA	1.1660	9700.0	101	3072	No
241	GOM_NL__2PRFIN20021001_180933_000000672010_00013_03073_8756.N1	01-OCT-2002 18:09:33	Dark	67.000	2	Alp Car	-0.73600	7000.0	134	3073	No
242	GOM_NL__2PRFIN20021001_181151_000000732010_00013_03073_8757.N1	01-OCT-2002 18:11:51	Dark	72.500	108	Alp Col	2.6520	15200.	145	3073	No
243	GOM_NL__2PRFIN20021001_181643_000000472010_00013_03073_8758.N1	01-OCT-2002 18:16:43	Dark	46.500	135	Bet Hyi	2.8200	5800.0	93	3073	No
244	GOM_NL__2PRFIN20021001_181852_000000472010_00013_03073_8759.N1	01-OCT-2002 18:18:52	Dark	46.500	143	Alp Hyi	2.8570	7200.0	93	3073	No
245	GOM_NL__2PRFIN20021001_182020_000000562010_00013_03073_8760.N1	01-OCT-2002 18:20:20	Dark	55.500	9	Alp Eri	0.45300	24000.	111	3073	No
246	GOM_NL__2PRFIN20021001_182156_000000612010_00013_03073_8761.N1	01-OCT-2002 18:21:56	Straylight	60.500	157	The1Eri	2.9060	9300.0	121	3073	No
247	GOM_NL__2PRFIN20021001_182541_000000512010_00013_03073_8762.N1	01-OCT-2002 18:25:41	Straylight	51.000	63	Bet Gru	2.1500	2800.0	102	3073	No
248	GOM_NL__2PRFIN20021001_195010_000000552010_00014_03074_8756.N1	01-OCT-2002 19:50:10	Dark	55.000	2	Alp Car	-0.73600	7000.0	110	3074	No
249	GOM_NL__2PRFIN20021001_195229_000000732010_00014_03074_8757.N1	01-OCT-2002 19:52:29	Dark	73.000	108	Alp Col	2.6520	15200.	146	3074	No
250	GOM_NL__2PRFIN20021001_195719_000000442010_00014_03074_8758.N1	01-OCT-2002 19:57:19	Dark	44.000	135	Bet Hyi	2.8200	5800.0	88	3074	No
251	GOM_NL__2PRFIN20021001_195929_000000472010_00014_03074_8759.N1	01-OCT-2002 19:59:29	Dark	46.500	143	Alp Hyi	2.8570	7200.0	93	3074	No
252	GOM_NL__2PRFIN20021001_200057_000000512010_00014_03074_8760.N1	01-OCT-2002 20:00:57	Dark	51.000	9	Alp Eri	0.45300	24000.	102	3074	No
253	GOM_NL__2PRFIN20021001_200233_000000622010_00014_03074_8761.N1	01-OCT-2002 20:02:33	Straylight	62.000	157	The1Eri	2.9060	9300.0	124	3074	No
254	GOM_NL__2PRFIN20021001_200618_000000582010_00014_03074_8762.N1	01-OCT-2002 20:06:18	Straylight	58.000	63	Bet Gru	2.1500	2800.0	116	3074	No
255	GOM_NL__2PRFIN20021001_213047_000000582010_00015_03075_8756.N1	01-OCT-2002 21:30:47	Dark	57.500	2	Alp Car	-0.73600	7000.0	115	3075	No
256	GOM_NL__2PRFIN20021001_213755_000000442010_00015_03075_8757.N1	01-OCT-2002 21:37:55	Dark	43.500	135	Bet Hyi	2.8200	5800.0	87	3075	No
257	GOM_NL__2PRFIN20021001_214005_000000452010_00015_03075_8758.N1	01-OCT-2002 21:40:05	Dark	45.000	143	Alp Hyi	2.8570	7200.0	90	3075	No
258	GOM_NL__2PRFIN20021001_214133_000000522010_00015_03075_8759.N1	01-OCT-2002 21:41:33	Dark	52.000	9	Alp Eri	0.45300	24000.	104	3075	No
259	GOM_NL__2PRFIN20021001_214309_000000612010_00015_03075_8760.N1	01-OCT-2002 21:43:09	Straylight	61.000	157	The1Eri	2.9060	9300.0	122	3075	No
260	GOM_NL__2PRFIN20021001_234053_000000452010_00016_03076_8747.N1	01-OCT-2002 23:40:53	Bright	44.500	162	34Alp Aqr	2.9440	5350.0	89	3076	No
261	GOM_NL__2PRFIN20021001_234434_000000432010_00016_03076_8748.N1	01-OCT-2002 23:44:34	Bright	43.000	90	54Alp Peg	2.4870	11000.	86	3076	No
262	GOM_NL__2PRFIN20021001_234811_000000462010_00016_03076_8749.N1	01-OCT-2002 23:48:11	Bright	46.000	93	53Bet Peg	2.5200	3100.0	92	3076	No

3. Quality information per product

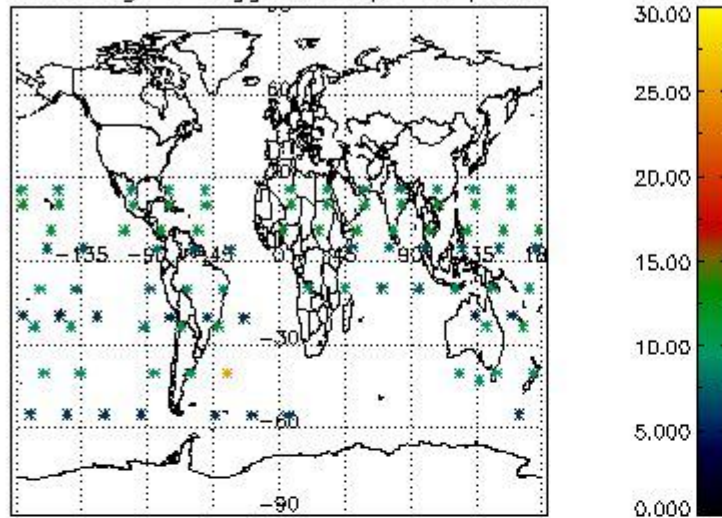
In this section it is plotted some information contained in the Quality Summary data set of the level 2 products. Only products in dark limb conditions and without errors (error flag in the MPH set to "0") are used.

3.1 Plot quality information per product (time dependant)

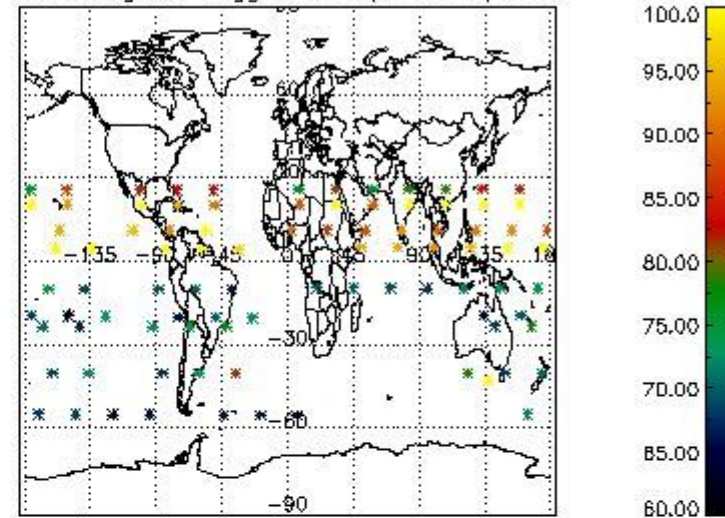


3.2 Plot quality information per product (world map)

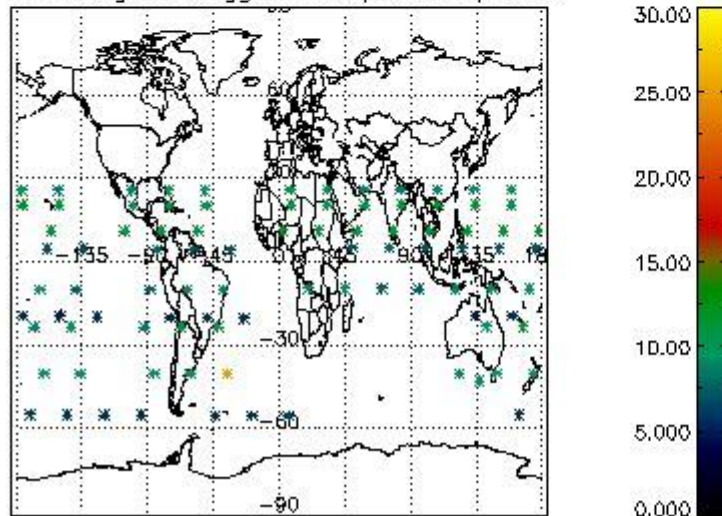
Percentage of flagged data per O3 profile



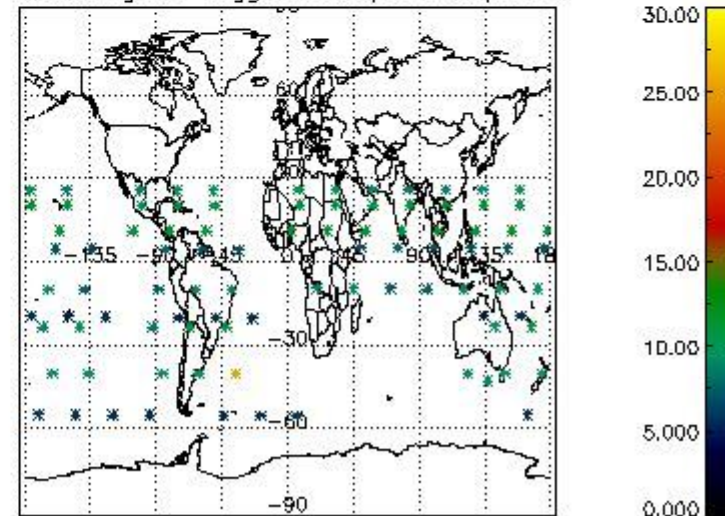
Percentage of flagged data per H2O profile



Percentage of flagged data per NO2 profile



Percentage of flagged data per NO3 profile

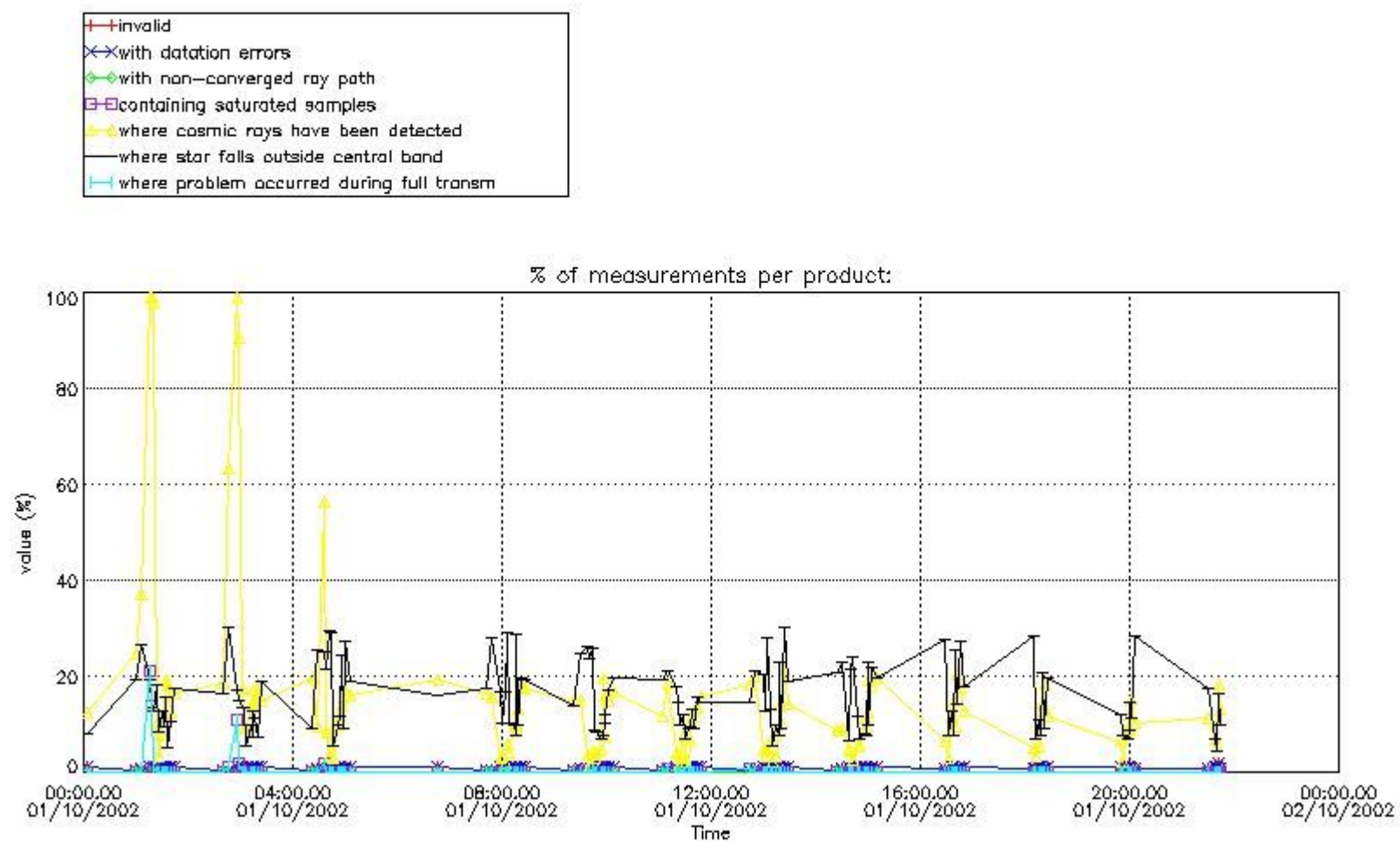


4. Level 1 quality information per product

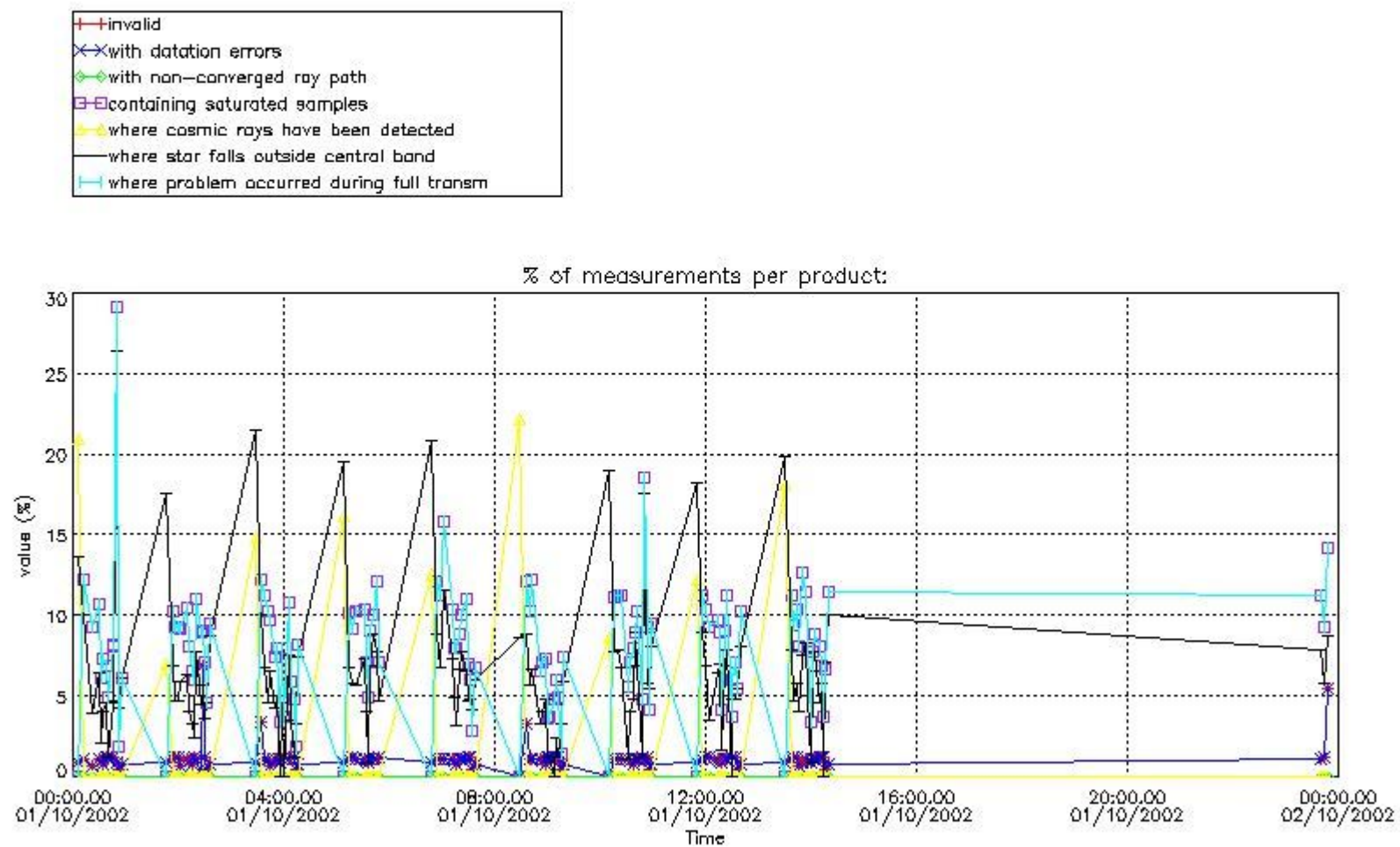
In this section it is plotted some information contained in the Quality Summary data set of the level 2 products that comes from the level 1b processing. Products without errors (error flag in the MPH set to "0") are used.

4.1 Plot quality information per product (time dependant) coming from level 1b processing

4.1.1 Plot level 1 quality information per product (time dependant): ENVISAT ASCENDING passes



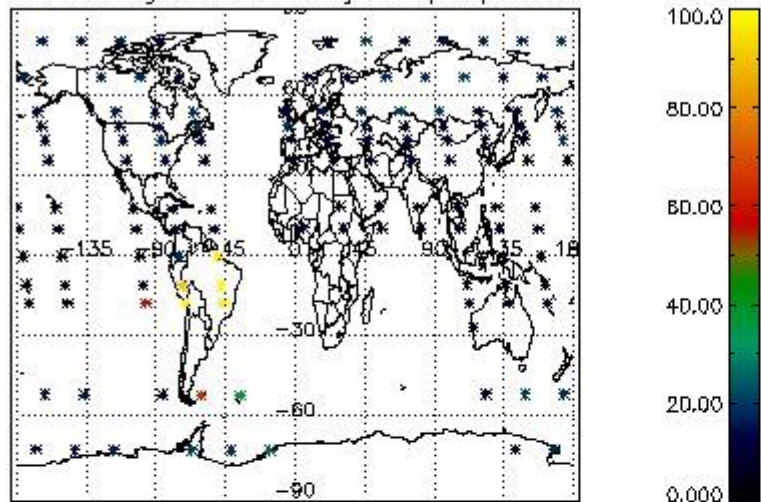
4.1.2 Plot level 1 quality information per product (time dependant): ENVI SAT DESCENDING passes



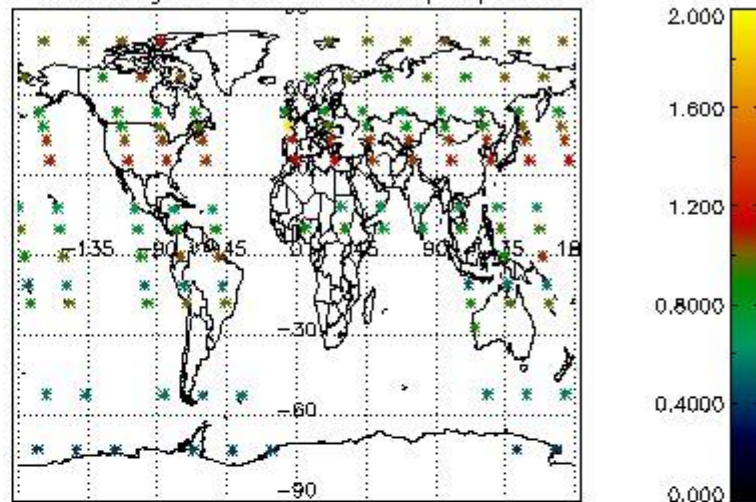
4.2 Plot quality information per product coming from level 1b processing (world map)

4.2.1 Plot level 1 quality information per product (world map): ENVISAT ASCENDING passes

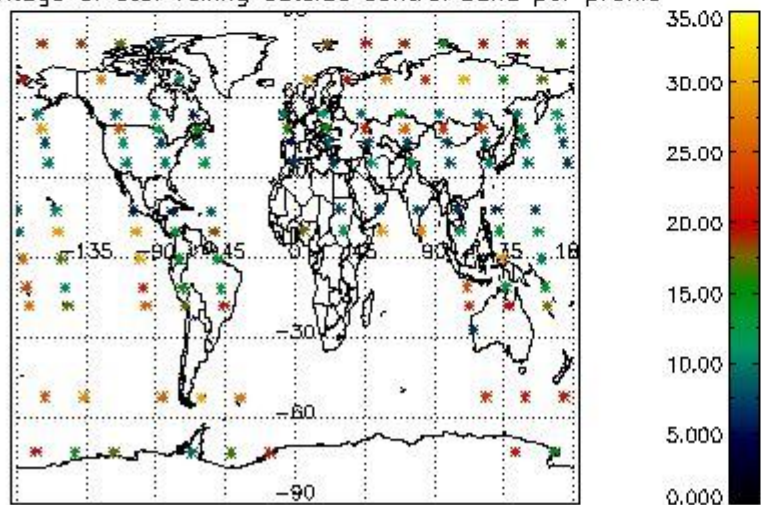
Percentage of cosmic ray hits per profile



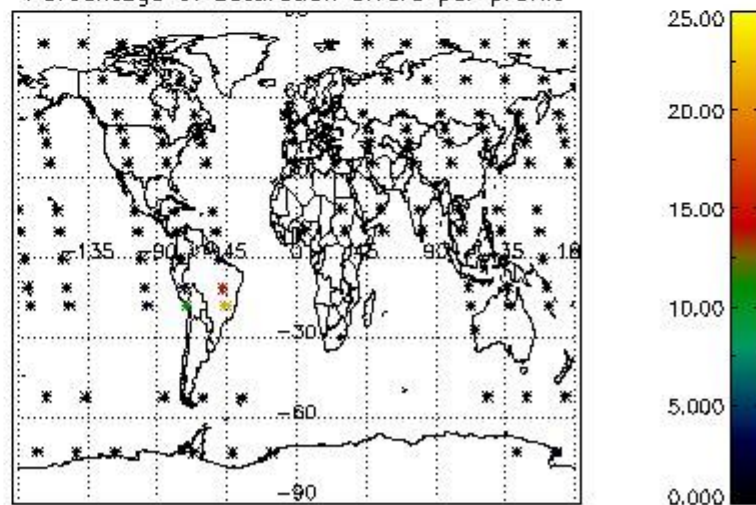
Percentage of datation errors per profile



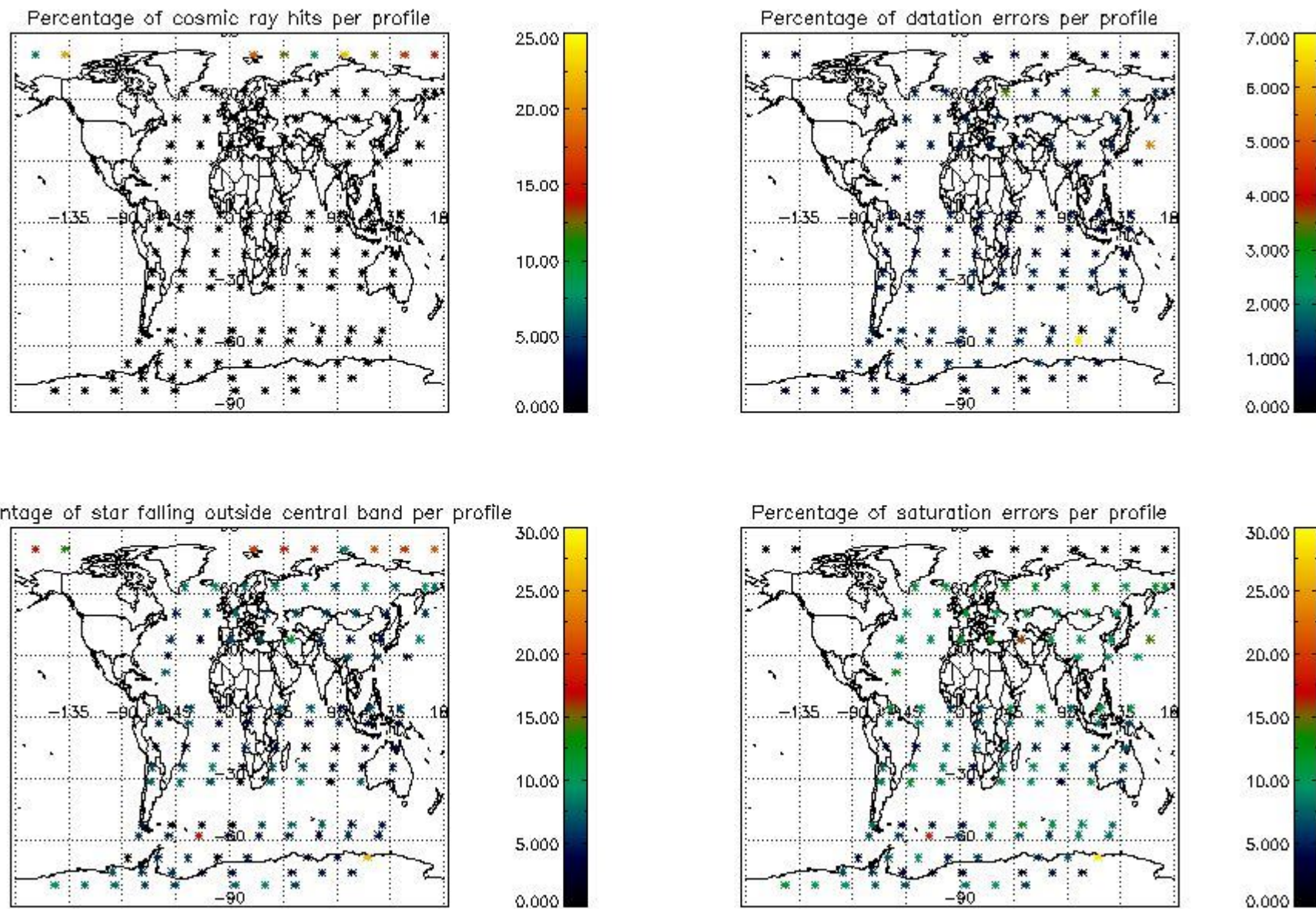
Percentage of star falling outside central band per profile



Percentage of saturation errors per profile



4.2.2 Plot level 1 quality information per product (world map): ENVISAT DESCENDING passes



5. Trace gas profiles

5.1 Ozone statistics based on quality of products

The final quality of the products can be "measured" using the STD (Standard Deviation) attached to every point profile. This information is written to the parameter GOM_NL__2P/NL_LOCAL_SPECIES_DENSITY/o3_std of the level 2 products. The table below shows the statistics for given STD ranges.

The statistics are given with respect to the overall valid production:

- Products without fatal errors: GOM_NL__2P/MPH/PRODUCT_ERR=0
- Valid point profile: GOM_NL__2P/NL_LOCAL_SPECIES_DENSITY/pcd(0)=0

The 'Criteria' is applied to valid points of dark limb products:

- Products in dark limb illumination condition: GOM_NL__2P/NL_SUMMARY_QUALITY/obs_ill_cond=0
- Products without fatal errors: GOM_NL__2P/MPH/PRODUCT_ERR=0
- Valid point profile: GOM_NL__2P/NL_LOCAL_SPECIES_DENSITY/pcd(0)=0

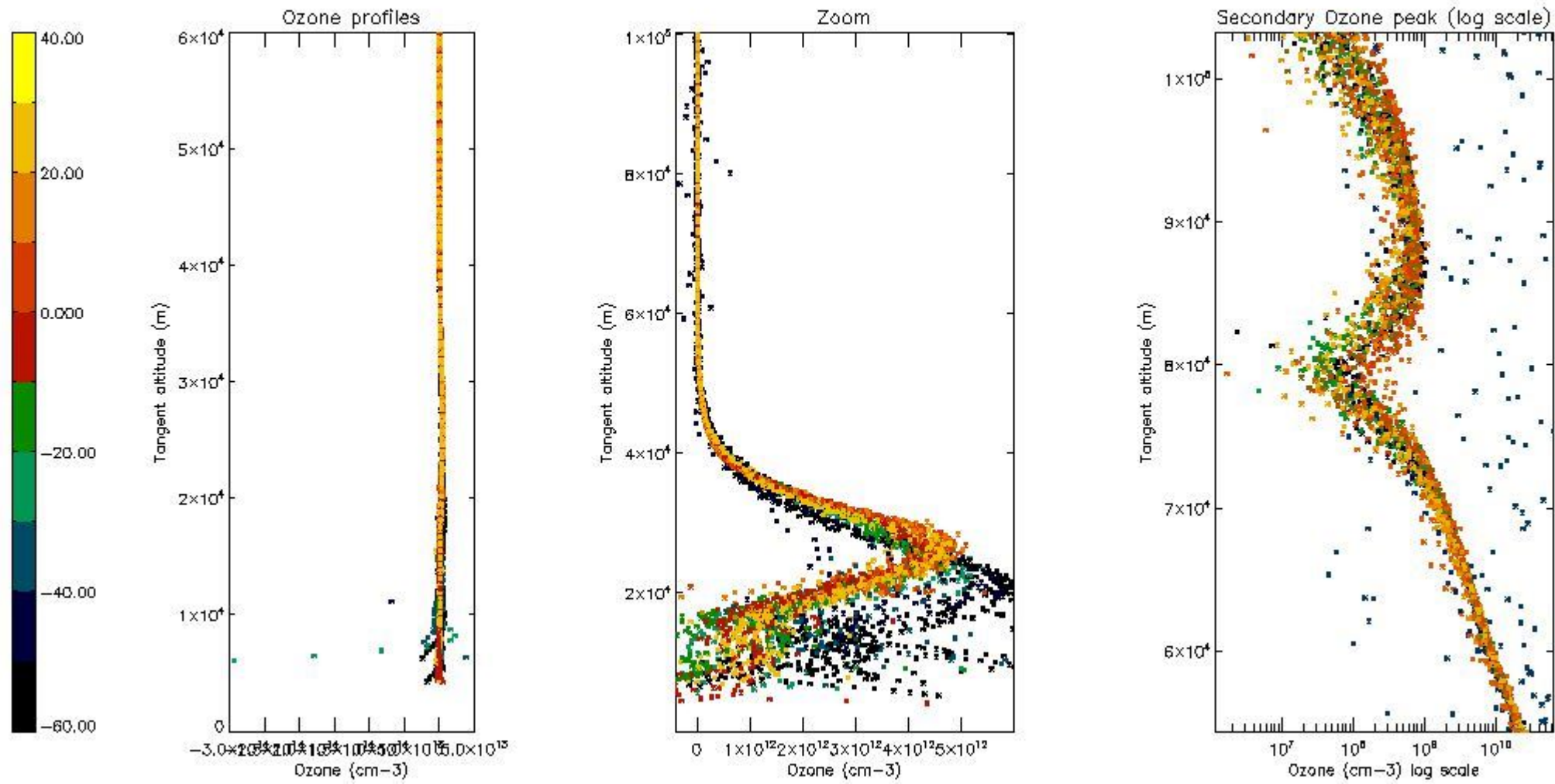
So, the table below shows the percentage of dark limb and valid observations for each criteria with respect to the overall valid daily observations.

Criteria	% of total production
All STD	37
STD < 20	21

STD < 10	19
STD < 5	14

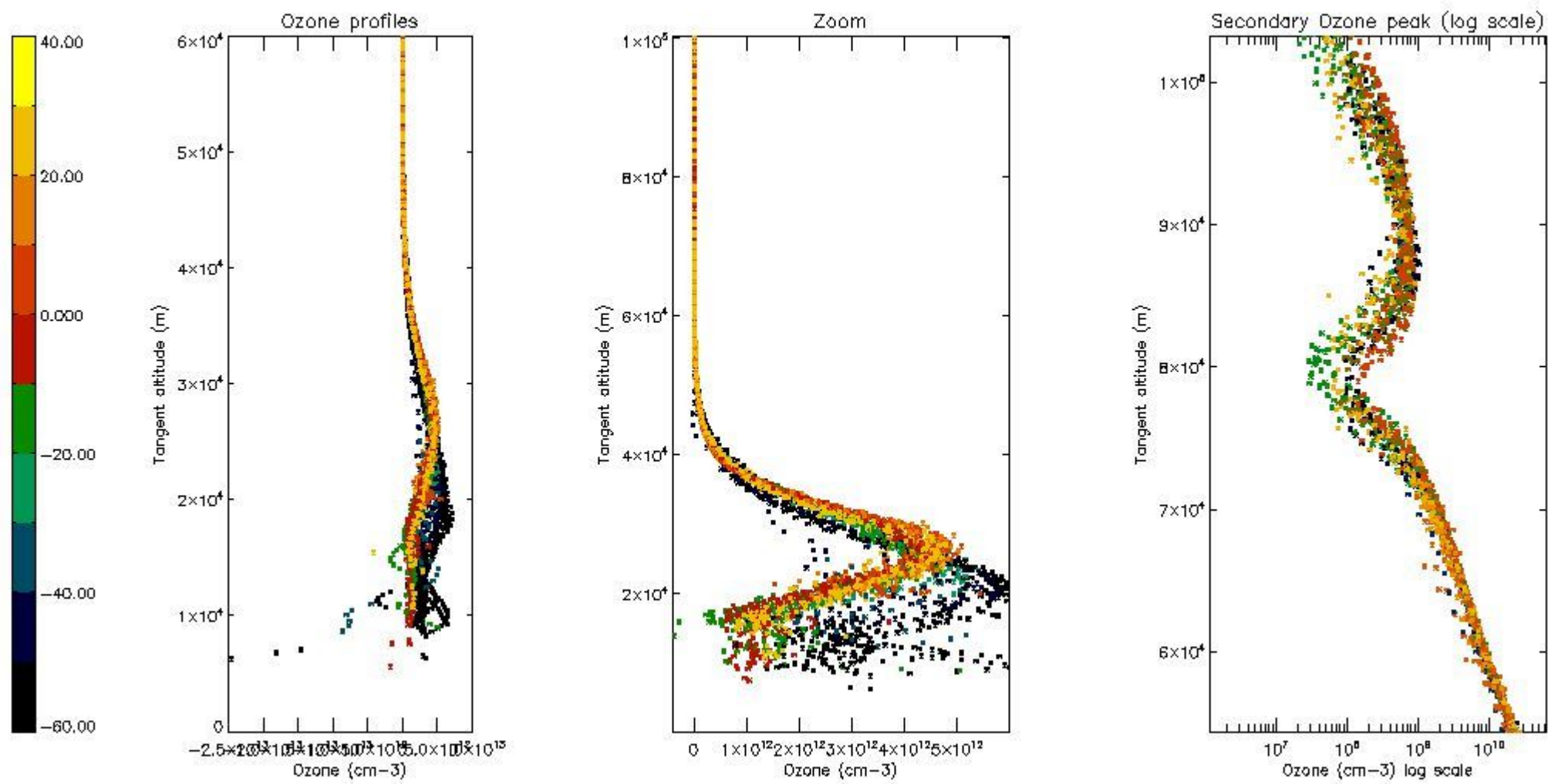
5.2 Plot ozone profiles for all STD (dark without errors)

The colorbar represents the latitude.



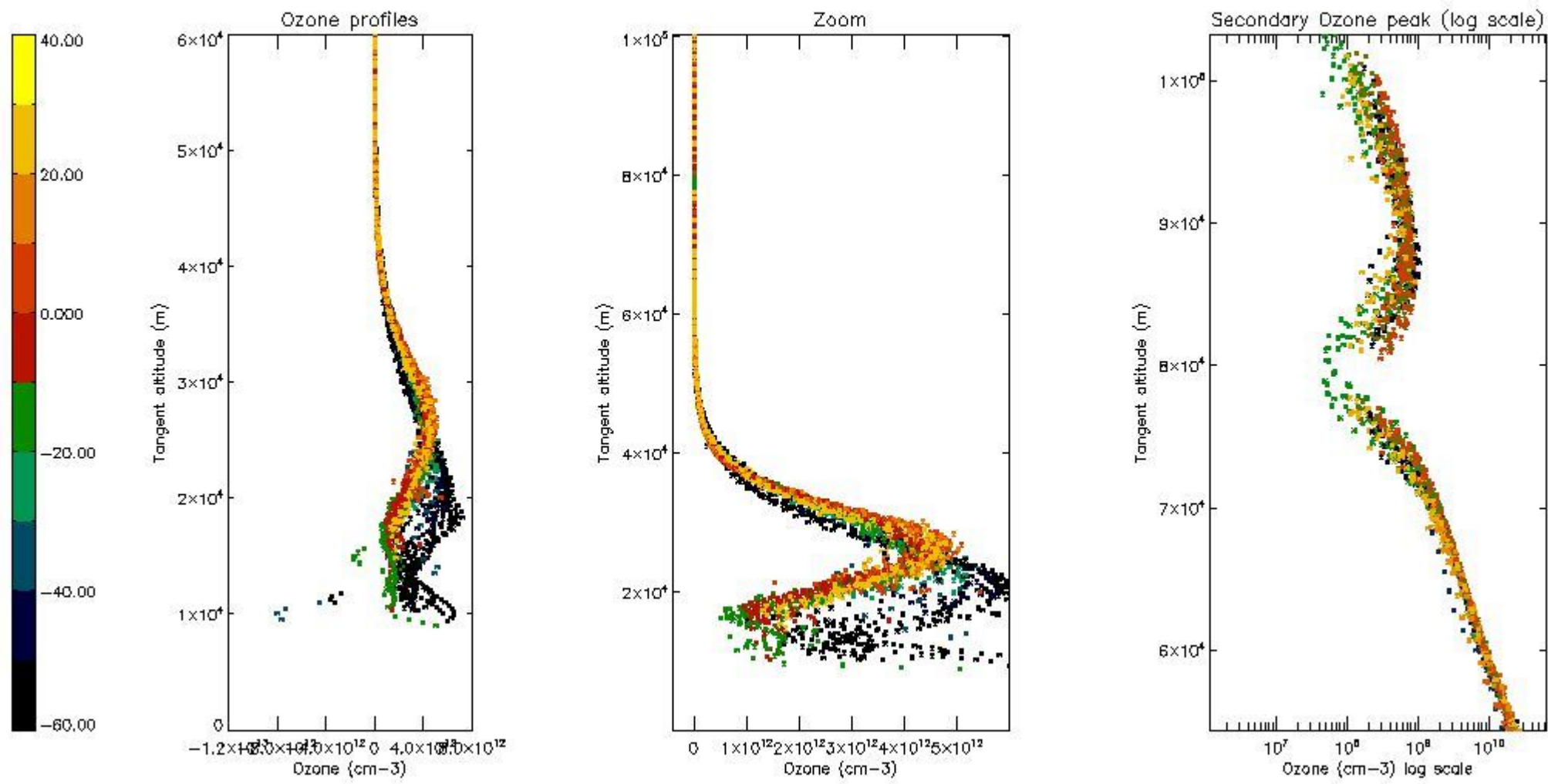
5.3 Plot ozone profiles where STD < 20% (dark without errors)

The colorbar represents the latitude.



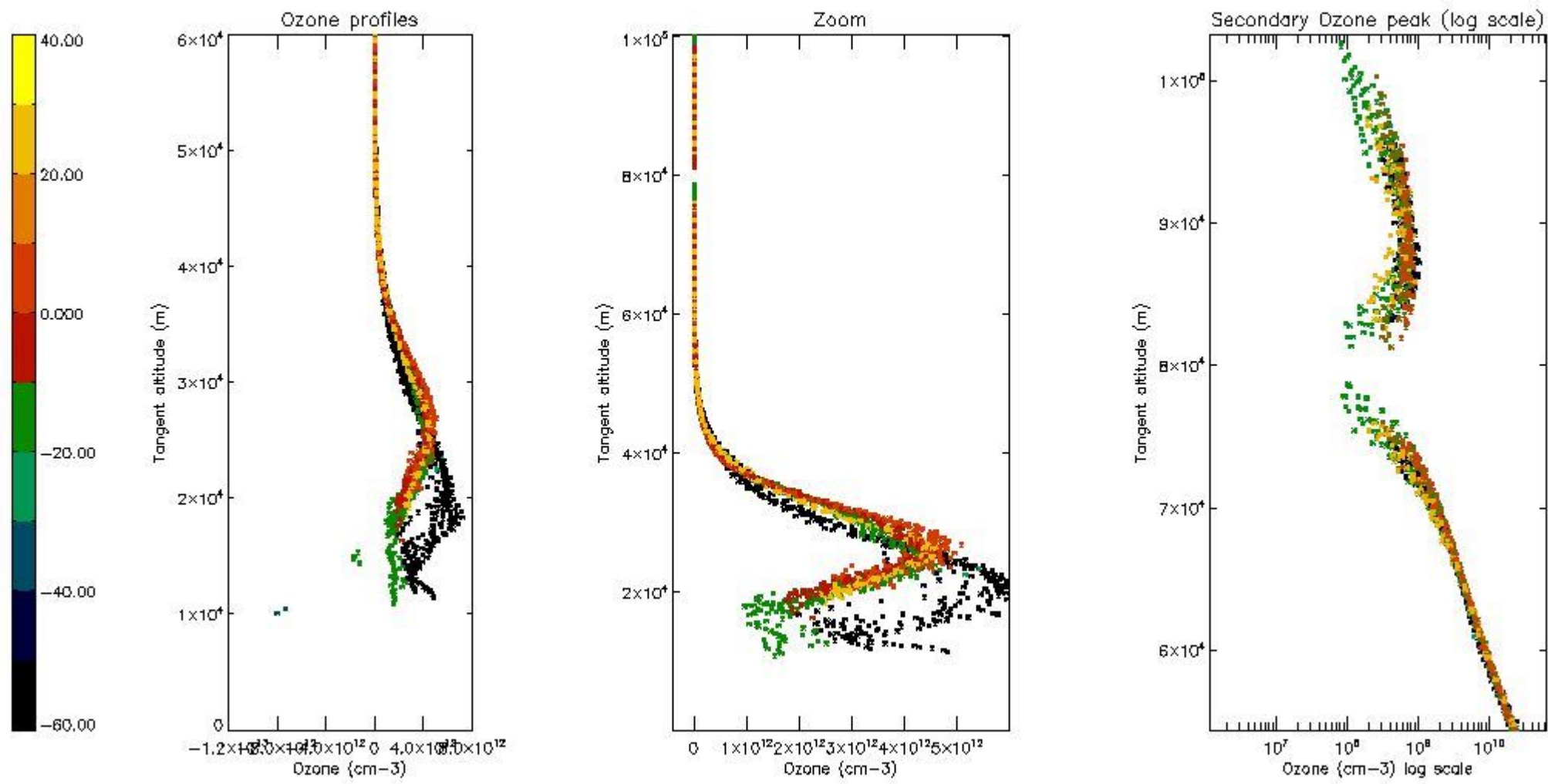
5.4 Plot ozone profiles where STD < 10% (dark without errors)

The colorbar represents the latitude.



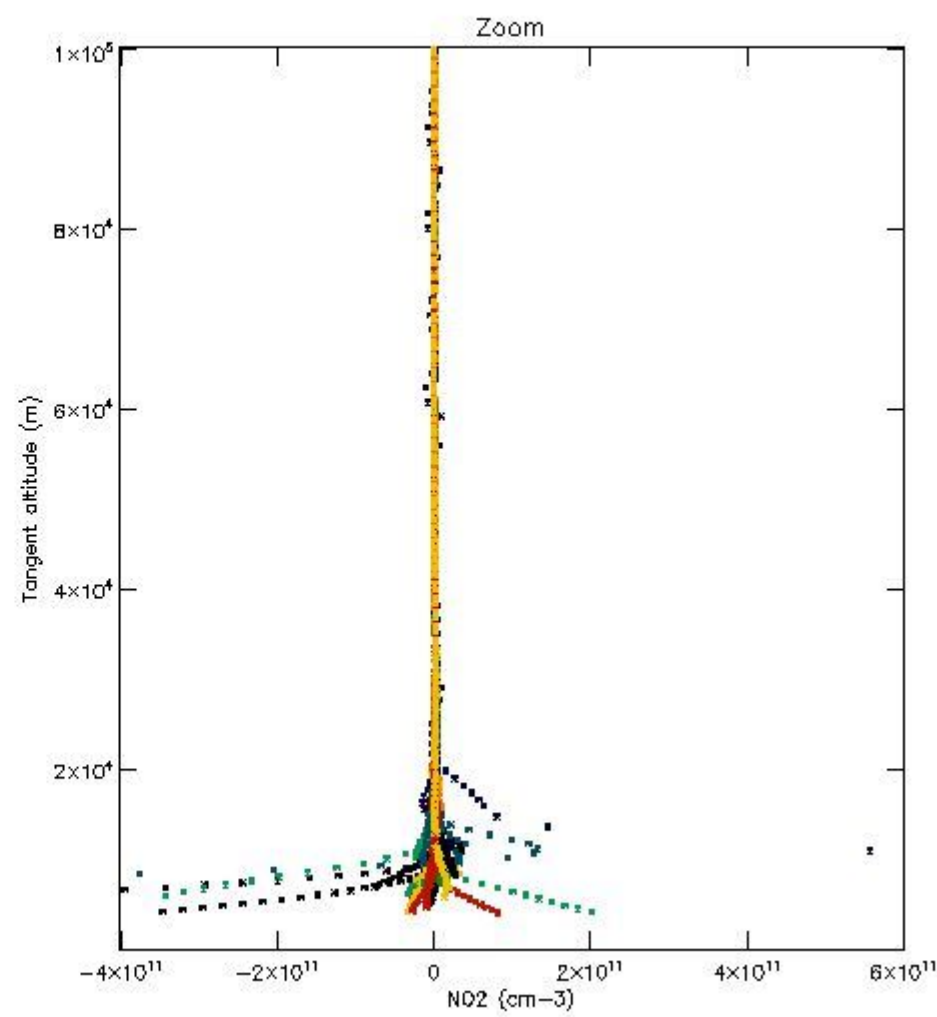
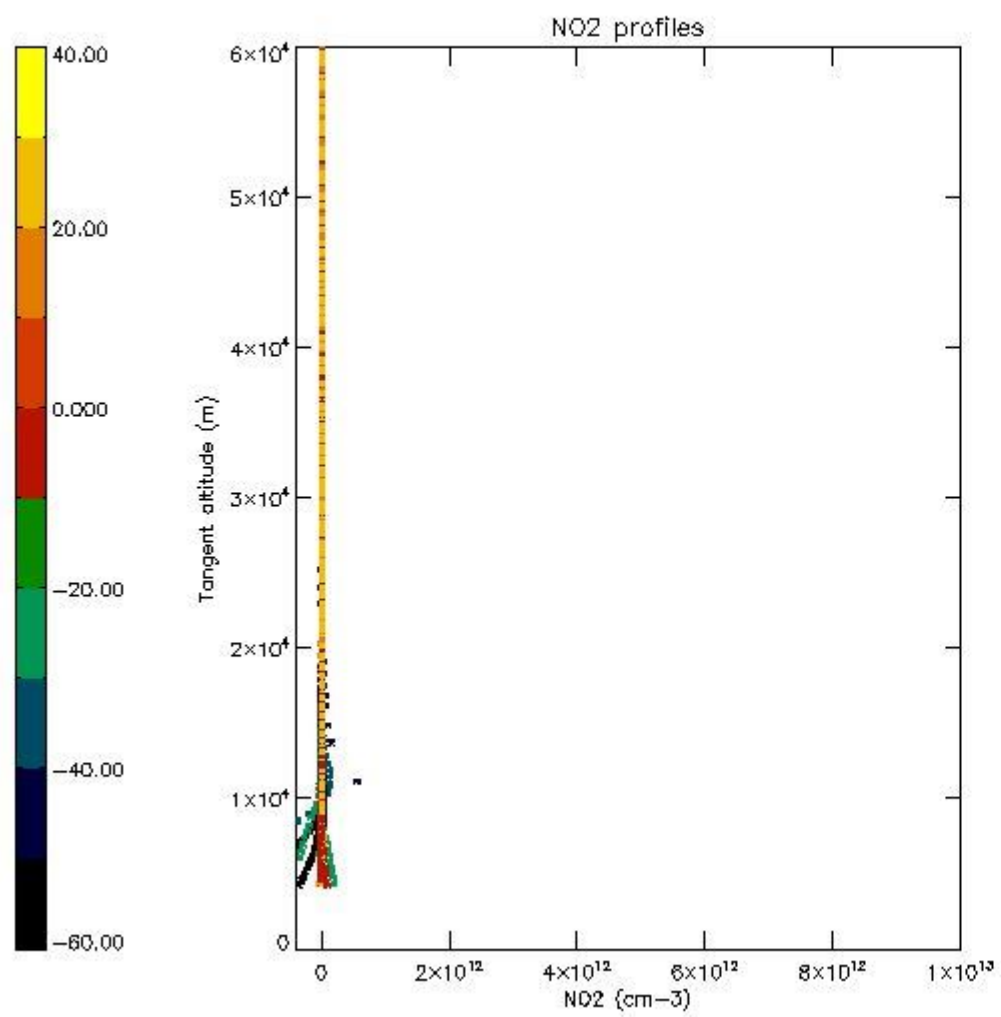
5.5 Plot ozone profiles where STD < 5% (dark without errors)

The colorbar represents the latitude.



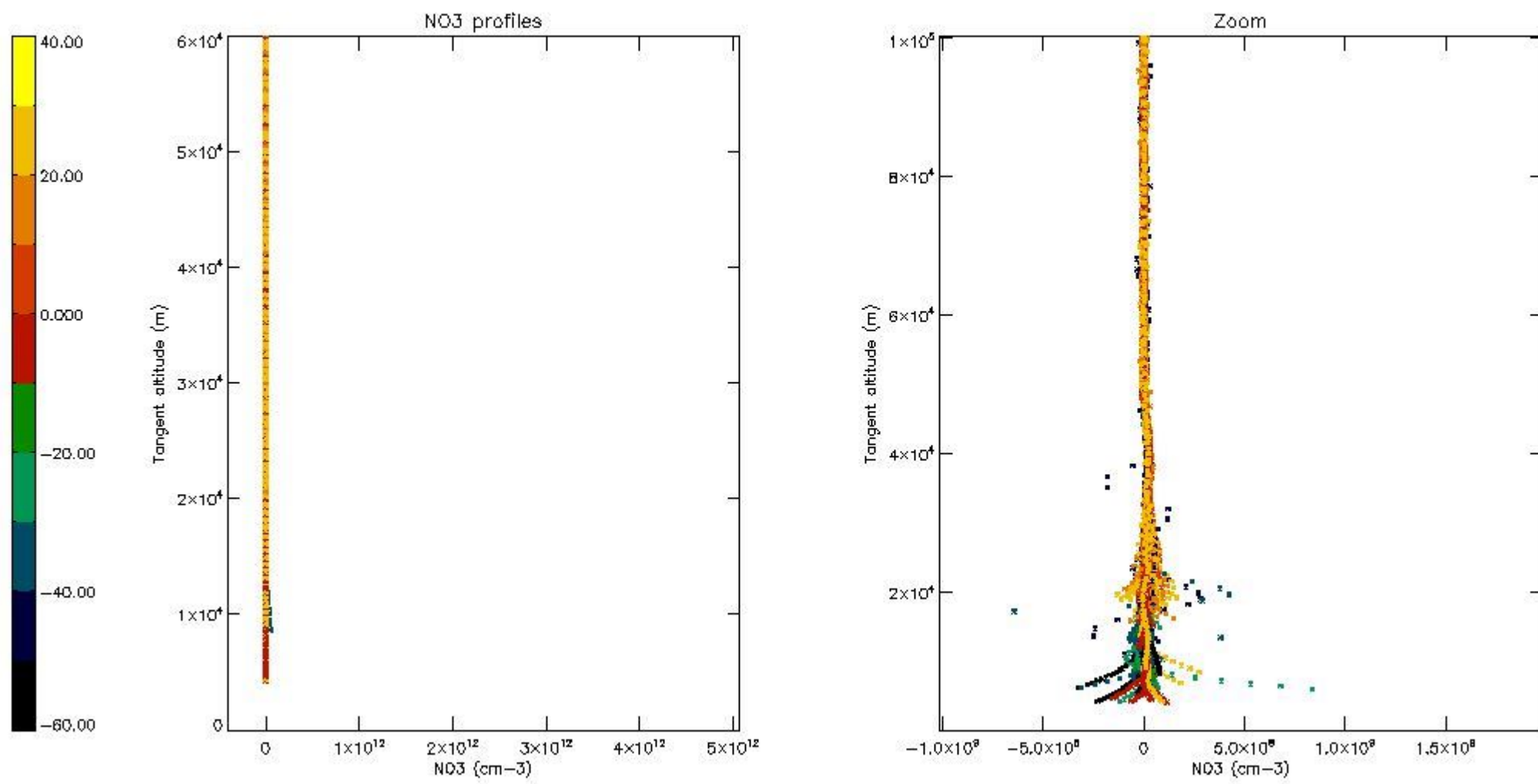
5.6 Plot NO₂ profiles for all STD (dark without errors)

The colorbar represents the latitude.



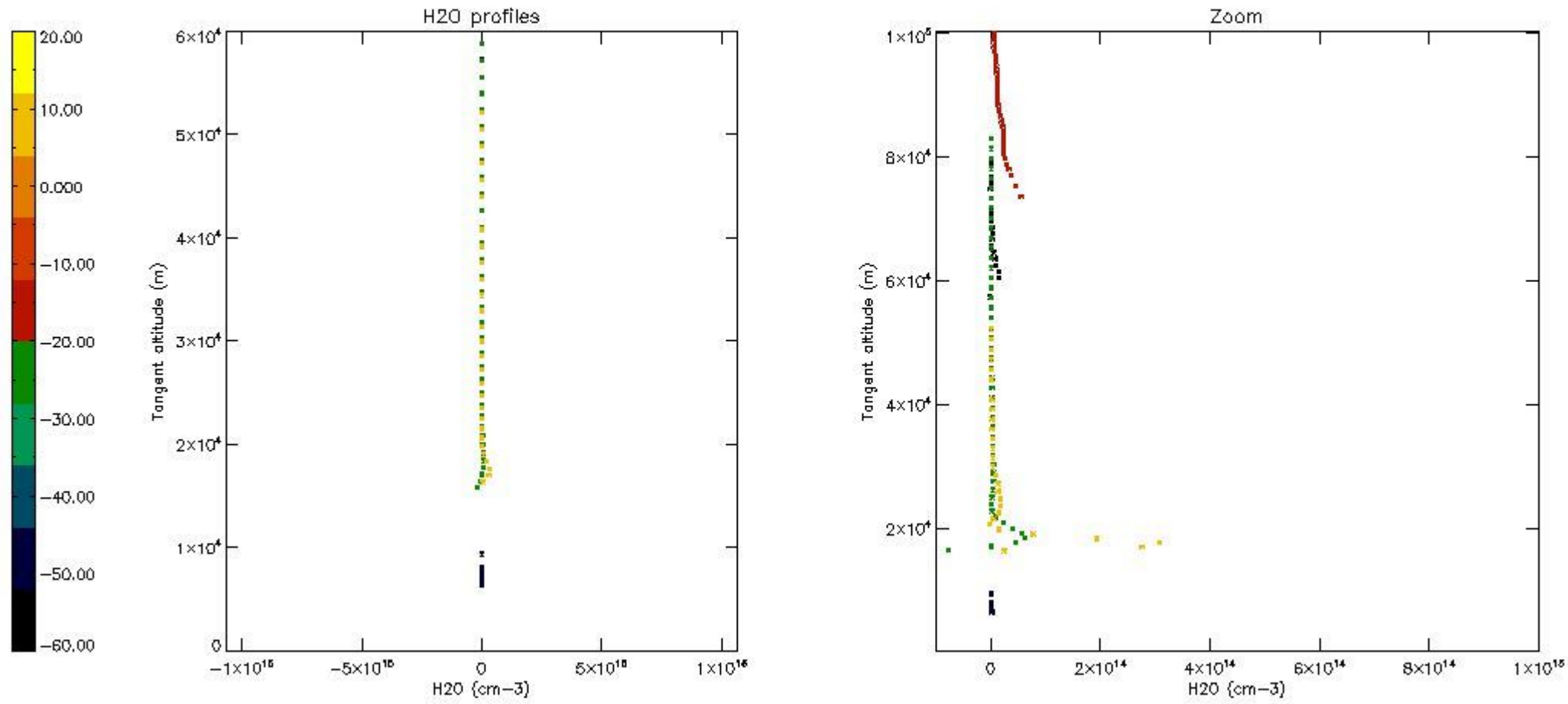
5.7 Plot NO3 profiles for all STD (dark without errors)

The colorbar represents the latitude.



5.8 Plot H2O profiles for all STD (only for occultations of stars 1,2,3,4,13,14,16,26,63 dark without errors)

The colorbar represents the latitude.



6. Auxiliary Data Files used for the production reported in section 2

The number reported in the third column indicates since which file (see list in section 2) the corresponding auxiliary file has been used. The fourth column is the date of those product files.

Type	Auxiliary Filename	Used since product	Used since product date
INST_PHYS_CHARACTERISTICS	GOM_INS_AXNIEC20050627_150440_20020301_000000_20100101_000000	1	01-OCT-2002 00:03:43
LEVEL-2_PROC_CONFIG	GOM_PR2_AXVIEC20091111_152718_20020301_000000_20500101_000000	1	01-OCT-2002 00:03:43
CROSS_SECTIONS_FILE	GOM_CRS_AXVIEC20091111_154832_20020301_000000_20500101_000000	1	01-OCT-2002 00:03:43

GOMOS Level 2 Daily Report

SUMMARY

[1. General Info](#)

[2. Summary of processed GOM_NL_2P products](#)

[3. Level 2 Quality information per product](#)

[3.1 Plot of level 2 quality information per product \(time dependant\)](#)

[3.2 Plot of level 2 quality information per product \(world map\)](#)

[4. Level 1 Quality information per product \(stored on level 2 products\)](#)

[4.1 Plot of level 1 quality information per product \(time dependant\)](#)

[4.1.1 Plot of level 1 quality information per product \(time dependant\): ASCENDING](#)

[4.1.2 Plot of level 1 quality information per product \(time dependant\): DESCENDING](#)

[4.2 Plot of level 1 quality information per product \(world map\)](#)

[4.2.1 Plot of level 1 quality information per product \(world map\): ASCENDING](#)

[4.2.2 Plot of level 1 quality information per product \(world map\): DESCENDING](#)

[5. Ozone profiles based on quality statistics and other trace gas profiles](#)

[5.1 Ozone statistics based on quality of products](#)

[5.2 Plot ozone profiles for all STD \(dark without errors\)](#)

[5.3 Plot ozone profiles where STD < 20% \(dark without errors\)](#)

[5.4. Plot ozone profiles where STD < 10% \(dark without errors\)](#)

[5.5. Plot ozone profiles where STD < 5% \(dark without errors\)](#)

[5.6 Plot NO2 profiles for all STD \(dark without errors\)](#)

[5.7 Plot NO3 profiles for all STD \(dark without errors\)](#)

[5.8 Plot H2O profiles \(only for occultations of stars 1,2,3,4,13,14,16,26,63 dark without errors\) for all STD](#)

[6. Auxiliary Data Files used for the production reported in section 2](#)

This report presents the daily analysis on parameters extracted from GOMOS level 2 data (GOM_NL__2P). It is intended to monitor some important parameters that will impact the quality of these products. A list of level 2 products (and content) that have arrived during the reporting day to the PCF is also given.

Item	Value
Time of report generation	17APR2013 19:04:14
Data source version	GOMOS/6.01
Start time of products	01-10-2002 (01OCT2002 00:00:00)
Stop time of products	02-10-2002 (02OCT2002 00:00:00)
Store outputs in DB	Yes
Nb of level 2 prods	262
Nb of prods with errors	0

2. Summary of processed GOM_NL__2P products.

Nr	Filename	UTC Start time	Limb	Duration	Star Id	Star Name	Star Mag	Star Temp	Nb Meas	Orbit	Prod. error
1	GOM_NL__2PRFIN20021001_000343_000000452010_00002_03062_2513.N1	01-OCT-2002 00:03:43	Straylight	44.500	18	24Alp PsA	1.1660	9700.0	89	3062	No
2	GOM_NL__2PRFIN20021001_000558_000000552010_00002_03062_2514.N1	01-OCT-2002 00:05:58	Straylight	55.000	52	16Bet Cet	2.0370	4500.0	110	3062	No
3	GOM_NL__2PRFIN20021001_001226_000000452010_00002_03062_2515.N1	01-OCT-2002 00:12:26	Bright	45.000	162	34Alp Aqr	2.9440	5350.0	90	3062	No
4	GOM_NL__2PRFIN20021001_002212_000000762010_00002_03062_2516.N1	01-OCT-2002 00:22:12	Bright	75.500	105	6Bet Ari	2.6450	8900.0	151	3062	No
5	GOM_NL__2PRFIN20021001_002913_000000472010_00002_03062_2517.N1	01-OCT-2002 00:29:13	Bright	47.000	74	11Bet Cas	2.2680	6600.0	94	3062	No
6	GOM_NL__2PRFIN20021001_003114_000000492010_00002_03062_2518.N1	01-OCT-2002 00:31:14	Bright	49.000	110	37Del Cas	2.6780	8900.0	98	3062	No
7	GOM_NL__2PRFIN20021001_003433_000000622010_00002_03062_2519.N1	01-OCT-2002 00:34:33	Bright	62.000	160	23Gam Per	2.9300	4700.0	124	3062	No
8	GOM_NL__2PRFIN20021001_003710_000000442010_00002_03062_2520.N1	01-OCT-2002 00:37:10	Bright	43.500	49	1Alp UMi	1.9900	6300.0	87	3062	No
9	GOM_NL__2PRFIN20021001_003913_000000412010_00002_03062_2521.N1	01-OCT-2002 00:39:13	Bright	41.000	60	7Bet UMi	2.0810	3950.0	82	3062	No
10	GOM_NL__2PRFIN20021001_004507_000000442010_00002_03062_2522.N1	01-OCT-2002 00:45:07	Bright	43.500	36	50Alp UMa	1.8000	6300.0	87	3062	No
11	GOM_NL__2PRFIN20021001_004637_000000432010_00002_03062_2523.N1	01-OCT-2002 00:46:37	Bright	43.000	82	48Bet UMa	2.3650	10600.	86	3062	No
12	GOM_NL__2PRFIN20021001_004950_000000552010_00002_03062_2524.N1	01-OCT-2002 00:49:50	Bright	55.000	174	52Psi UMa	3.0040	4400.0	110	3062	No
13	GOM_NL__2PRFIN20021001_005209_000001062010_00002_03062_2525.N1	01-OCT-2002 00:52:09	Bright	105.50	107	37The Aur	2.6490	11000.	211	3062	No
14	GOM_NL__2PRFIN20021001_005511_000000662010_00002_03062_2526.N1	01-OCT-2002 00:55:11	Bright	66.000	24	66Alp Gem	1.5800	10200.	132	3062	No
15	GOM_NL__2PRFIN20021001_005949_000001262010_00002_03062_2527.N1	01-OCT-2002 00:59:49	Tw_i_and_stray	126.00	170	27Eps Gem	3.0000	9700.0	252	3062	No
16	GOM_NL__2PRFIN20021001_010600_000000912010_00002_03062_2528.N1	01-OCT-2002 01:06:00	Dark	90.500	8	10Alp CMi	0.40000	6500.0	181	3062	No
17	GOM_NL__2PRFIN20021001_011543_000000522010_00002_03062_2529.N1	01-OCT-2002 01:15:43	Dark	52.000	65	Lam Vel	2.2040	4400.0	104	3062	No
18	GOM_NL__2PRFIN20021001_011732_000000902010_00002_03062_2530.N1	01-OCT-2002 01:17:32	Dark	90.000	1	9Alp CMa	-1.4400	11000.	180	3062	No
19	GOM_NL__2PRFIN20021001_012036_000000482010_00002_03062_2531.N1	01-OCT-2002 01:20:36	Dark	47.500	41	Eps Car	1.8600	4100.0	95	3062	No
20	GOM_NL__2PRFIN20021001_012326_000000582010_00003_03063_1528.N1	01-OCT-2002 01:23:26	Dark	58.000	2	Alp Car	-0.73600	7000.0	116	3063	No
21	GOM_NL__2PRFIN20021001_012536_000000732010_00003_03063_1529.N1	01-OCT-2002 01:25:36	Dark	72.500	108	Alp Col	2.6520	15200.	145	3063	No
22	GOM_NL__2PRFIN20021001_013042_000000472010_00003_03063_1530.N1	01-OCT-2002 01:30:42	Dark	46.500	135	Bet Hyi	2.8200	5800.0	93	3063	No
23	GOM_NL__2PRFIN20021001_013249_000000472010_00003_03063_1531.N1	01-OCT-2002 01:32:49	Dark	47.000	143	Alp Hyi	2.8570	7200.0	94	3063	No
24	GOM_NL__2PRFIN20021001_013417_000000522010_00003_03063_1532.N1	01-OCT-2002 01:34:17	Dark	51.500	9	Alp Eri	0.45300	24000.	103	3063	No
25	GOM_NL__2PRFIN20021001_013550_000000582010_00003_03063_1533.N1	01-OCT-2002 01:35:50	Straylight	57.500	157	The1Eri	2.9060	9300.0	115	3063	No
26	GOM_NL__2PRFIN20021001_013939_000000482010_00003_03063_1534.N1	01-OCT-2002 01:39:39	Straylight	48.000	84	Alp Phe	2.3970	4500.0	96	3063	No
27	GOM_NL__2PRFIN20021001_014419_000000492010_00003_03063_1535.N1	01-OCT-2002 01:44:19	Straylight	49.000	18	24Alp PsA	1.1660	9700.0	98	3063	No
28	GOM_NL__2PRFIN20021001_014634_000000572010_00003_03063_1536.N1	01-OCT-2002 01:46:34	Straylight	57.000	52	16Bet Cet	2.0370	4500.0	114	3063	No
29	GOM_NL__2PRFIN20021001_015302_000000442010_00003_03063_1537.N1	01-OCT-2002 01:53:02	Bright	44.000	162	34Alp Aqr	2.9440	5350.0	88	3063	No
30	GOM_NL__2PRFIN20021001_015646_000000432010_00003_03063_1538.N1	01-OCT-2002 01:56:46	Bright	43.000	90	54Alp Peg	2.4870	11000.	86	3063	No
31	GOM_NL__2PRFIN20021001_020024_000000432010_00003_03063_1539.N1	01-OCT-2002 02:00:24	Bright	43.000	93	53Bet Peg	2.5200	3100.0	86	3063	No
32	GOM_NL__2PRFIN20021001_020247_000000772010_00003_03063_1540.N1	01-OCT-2002 02:02:47	Bright	76.500	105	6Bet Ari	2.6450	8900.0	153	3063	No
33	GOM_NL__2PRFIN20021001_020949_000000482010_00003_03063_1541.N1	01-OCT-2002 02:09:49	Bright	47.500	74	11Bet Cas	2.2680	6600.0	95	3063	No
34	GOM_NL__2PRFIN20021001_021150_000000502010_00003_03063_1542.N1	01-OCT-2002 02:11:50	Bright	49.500	110	37Del Cas	2.6780	8900.0	99	3063	No
35	GOM_NL__2PRFIN20021001_021508_000000622010_00003_03063_1543.N1	01-OCT-2002 02:15:08	Bright	61.500	160	23Gam Per	2.9300	4700.0	123	3063	No
36	GOM_NL__2PRFIN20021001_021747_000000422010_00003_03063_1544.N1	01-OCT-2002 02:17:47	Bright	42.000	49	1Alp UMi	1.9900	6300.0	84	3063	No
37	GOM_NL__2PRFIN20021001_021949_000000462010_00003_03063_1545.N1	01-OCT-2002 02:19:49	Bright	45.500	60	7Bet UMi	2.0810	3950.0	91	3063	No
38	GOM_NL__2PRFIN20021001_022542_000000452010_00003_03063_1546.N1	01-OCT-2002 02:25:42	Bright	44.500	36	50Alp UMa	1.8000	6300.0	89	3063	No
39	GOM_NL__2PRFIN20021001_022712_000000442010_00003_03063_1547.N1	01-OCT-2002 02:27:12	Bright	44.000	82	48Bet UMa	2.3650	10600.	88	3063	No
40	GOM_NL__2PRFIN20021001_023026_000000422010_00003_03063_1548.N1	01-OCT-2002 02:30:26	Bright	42.000	174	52Psi UMa	3.0040	4400.0	84	3063	No
41	GOM_NL__2PRFIN20021001_023245_000001092010_00003_03063_1549.N1	01-OCT-2002 02:32:45	Bright	108.50	107	37The Aur	2.6490	11000.	217	3063	No
42	GOM_NL__2PRFIN20021001_023547_000000692010_00003_03063_1550.N1	01-OCT-2002 02:35:47	Bright	68.500	24	66Alp Gem	1.5800	10200.	137	3063	No

43	GOM_NL__2PRFIN20021001_024026_000001232010_00003_03063_1551.N1	01-OCT-2002 02:40:26	Tw_i_and_stray	122.50	170	27Eps Gem	3.0000	9700.0	245	3063	No
44	GOM_NL__2PRFIN20021001_024637_000000952010_00003_03063_1552.N1	01-OCT-2002 02:46:37	Dark	95.000	8	10Alp CMi	0.40000	6500.0	190	3063	No
45	GOM_NL__2PRFIN20021001_025620_000000502010_00003_03063_1553.N1	01-OCT-2002 02:56:20	Dark	50.000	65	Lam Vel	2.2040	4400.0	100	3063	No
46	GOM_NL__2PRFIN20021001_025809_000000922010_00003_03063_1554.N1	01-OCT-2002 02:58:09	Dark	91.500	1	9Alp CMA	-1.4400	11000.	183	3063	No
47	GOM_NL__2PRFIN20021001_030112_000000492010_00003_03063_1555.N1	01-OCT-2002 03:01:12	Dark	48.500	41	Eps Car	1.8600	4100.0	97	3063	No
48	GOM_NL__2PRFIN20021001_030402_000000562010_00004_03064_1529.N1	01-OCT-2002 03:04:02	Dark	55.500	2	Alp Car	-0.73600	7000.0	111	3064	No
49	GOM_NL__2PRFIN20021001_030613_000000732010_00004_03064_1530.N1	01-OCT-2002 03:06:13	Dark	72.500	108	Alp Col	2.6520	15200.	145	3064	No
50	GOM_NL__2PRFIN20021001_031118_000000462010_00004_03064_1531.N1	01-OCT-2002 03:11:18	Dark	45.500	135	Bet Hyi	2.8200	5800.0	91	3064	No
51	GOM_NL__2PRFIN20021001_031325_000000472010_00004_03064_1532.N1	01-OCT-2002 03:13:25	Dark	47.000	143	Alp Hyi	2.8570	7200.0	94	3064	No
52	GOM_NL__2PRFIN20021001_031452_000000512010_00004_03064_1533.N1	01-OCT-2002 03:14:52	Dark	50.500	9	Alp Eri	0.45300	24000.	101	3064	No
53	GOM_NL__2PRFIN20021001_031626_000000622010_00004_03064_1534.N1	01-OCT-2002 03:16:26	Straylight	62.000	157	The1Eri	2.9060	9300.0	124	3064	No
54	GOM_NL__2PRFIN20021001_032014_000000472010_00004_03064_1535.N1	01-OCT-2002 03:20:14	Straylight	47.000	84	Alp Phe	2.3970	4500.0	94	3064	No
55	GOM_NL__2PRFIN20021001_032455_000000512010_00004_03064_1536.N1	01-OCT-2002 03:24:55	Straylight	50.500	18	24Alp PsA	1.1660	9700.0	101	3064	No
56	GOM_NL__2PRFIN20021001_032710_000000612010_00004_03064_1537.N1	01-OCT-2002 03:27:10	Straylight	60.500	52	16Bet Cet	2.0370	4500.0	121	3064	No
57	GOM_NL__2PRFIN20021001_033338_000000452010_00004_03064_1538.N1	01-OCT-2002 03:33:38	Bright	45.000	162	34Alp Aqr	2.9440	5350.0	90	3064	No
58	GOM_NL__2PRFIN20021001_033721_000000452010_00004_03064_1539.N1	01-OCT-2002 03:37:21	Bright	44.500	90	54Alp Peg	2.4870	11000.	89	3064	No
59	GOM_NL__2PRFIN20021001_034100_000000442010_00004_03064_1540.N1	01-OCT-2002 03:41:00	Bright	44.000	93	53Bet Peg	2.5200	3100.0	88	3064	No
60	GOM_NL__2PRFIN20021001_034321_000000772010_00004_03064_1541.N1	01-OCT-2002 03:43:21	Bright	77.000	105	6Bet Ari	2.6450	8900.0	154	3064	No
61	GOM_NL__2PRFIN20021001_035024_000000472010_00004_03064_1542.N1	01-OCT-2002 03:50:24	Bright	47.000	74	11Bet Cas	2.2680	6600.0	94	3064	No
62	GOM_NL__2PRFIN20021001_035225_000000502010_00004_03064_1543.N1	01-OCT-2002 03:52:25	Bright	50.000	110	37Del Cas	2.6780	8900.0	100	3064	No
63	GOM_NL__2PRFIN20021001_035543_000000592010_00004_03064_1544.N1	01-OCT-2002 03:55:43	Bright	59.000	160	23Gam Per	2.9300	4700.0	118	3064	No
64	GOM_NL__2PRFIN20021001_035822_000000442010_00004_03064_1545.N1	01-OCT-2002 03:58:22	Bright	44.000	49	1Alp UMi	1.9900	6300.0	88	3064	No
65	GOM_NL__2PRFIN20021001_040025_000000412010_00004_03064_1546.N1	01-OCT-2002 04:00:25	Bright	40.500	60	7Bet UMi	2.0810	3950.0	81	3064	No
66	GOM_NL__2PRFIN20021001_040618_000000472010_00004_03064_1547.N1	01-OCT-2002 04:06:18	Bright	46.500	36	50Alp UMa	1.8000	6300.0	93	3064	No
67	GOM_NL__2PRFIN20021001_040749_000000432010_00004_03064_1548.N1	01-OCT-2002 04:07:49	Bright	42.500	82	48Bet UMa	2.3650	10600.	85	3064	No
68	GOM_NL__2PRFIN20021001_041102_000000422010_00004_03064_1549.N1	01-OCT-2002 04:11:02	Bright	41.500	174	52Psi UMa	3.0040	4400.0	83	3064	No
69	GOM_NL__2PRFIN20021001_041320_000001062010_00004_03064_1550.N1	01-OCT-2002 04:13:20	Bright	105.50	107	37The Aur	2.6490	11000.	211	3064	No
70	GOM_NL__2PRFIN20021001_041624_000000672010_00004_03064_1551.N1	01-OCT-2002 04:16:24	Bright	67.000	24	66Alp Gem	1.5800	10200.	134	3064	No
71	GOM_NL__2PRFIN20021001_042102_000001142010_00004_03064_1552.N1	01-OCT-2002 04:21:02	Tw_i_and_stray	114.00	170	27Eps Gem	3.0000	9700.0	228	3064	No
72	GOM_NL__2PRFIN20021001_042714_000000902010_00004_03064_1553.N1	01-OCT-2002 04:27:14	Dark	90.000	8	10Alp CMi	0.40000	6500.0	180	3064	No
73	GOM_NL__2PRFIN20021001_043656_000000562010_00004_03064_1554.N1	01-OCT-2002 04:36:56	Dark	56.000	65	Lam Vel	2.2040	4400.0	112	3064	No
74	GOM_NL__2PRFIN20021001_043847_000001002010_00004_03064_1555.N1	01-OCT-2002 04:38:47	Dark	100.00	1	9Alp CMA	-1.4400	11000.	200	3064	No
75	GOM_NL__2PRFIN20021001_044149_000000602010_00004_03064_1556.N1	01-OCT-2002 04:41:49	Dark	59.500	41	Eps Car	1.8600	4100.0	119	3064	No
76	GOM_NL__2PRFIN20021001_044440_000000672010_00005_03065_1529.N1	01-OCT-2002 04:44:40	Dark	67.000	2	Alp Car	-0.73600	7000.0	134	3065	No
77	GOM_NL__2PRFIN20021001_044651_000000722010_00005_03065_1530.N1	01-OCT-2002 04:46:51	Dark	71.500	108	Alp Col	2.6520	15200.	143	3065	No
78	GOM_NL__2PRFIN20021001_045154_000000462010_00005_03065_1531.N1	01-OCT-2002 04:51:54	Dark	45.500	135	Bet Hyi	2.8200	5800.0	91	3065	No
79	GOM_NL__2PRFIN20021001_045402_000000482010_00005_03065_1532.N1	01-OCT-2002 04:54:02	Dark	48.000	143	Alp Hyi	2.8570	7200.0	96	3065	No
80	GOM_NL__2PRFIN20021001_045529_000000582010_00005_03065_1533.N1	01-OCT-2002 04:55:29	Dark	57.500	9	Alp Eri	0.45300	24000.	115	3065	No
81	GOM_NL__2PRFIN20021001_045703_000000612010_00005_03065_1534.N1	01-OCT-2002 04:57:03	Straylight	60.500	157	The1Eri	2.9060	9300.0	121	3065	No
82	GOM_NL__2PRFIN20021001_050053_000000572010_00005_03065_1535.N1	01-OCT-2002 05:00:53	Straylight	56.500	63	Bet Gru	2.1500	2800.0	113	3065	No
83	GOM_NL__2PRFIN20021001_050531_000000512010_00005_03065_1536.N1	01-OCT-2002 05:05:31	Straylight	50.500	18	24Alp PsA	1.1660	9700.0	101	3065	No
84	GOM_NL__2PRFIN20021001_050746_000000592010_00005_03065_1537.N1	01-OCT-2002 05:07:46	Straylight	59.000	52	16Bet Cet	2.0370	4500.0	118	3065	No
85	GOM_NL__2PRFIN20021001_051414_000000452010_00005_03065_1538.N1	01-OCT-2002 05:14:14	Bright	44.500	162	34Alp Aqr	2.9440	5350.0	89	3065	No
86	GOM_NL__2PRFIN20021001_051757_000000442010_00005_03065_1539.N1	01-OCT-2002 05:17:57	Bright	43.500	90	54Alp Peg	2.4870	11000.	87	3065	No
87	GOM_NL__2PRFIN20021001_052136_000000442010_00005_03065_1540.N1	01-OCT-2002 05:21:36	Bright	44.000	93	53Bet Peg	2.5200	3100.0	88	3065	No
88	GOM_NL__2PRFIN20021001_053100_000000482010_00005_03065_1541.N1	01-OCT-2002 05:31:00	Bright	48.000	74	11Bet Cas	2.2680	6600.0	96	3065	No
89	GOM_NL__2PRFIN20021001_053300_000000502010_00005_03065_1542.N1	01-OCT-2002 05:33:00	Bright	49.500	110	37Del Cas	2.6780	8900.0	99	3065	No
90	GOM_NL__2PRFIN20021001_053618_000000612010_00005_03065_1543.N1	01-OCT-2002 05:36:18	Bright	61.000	160	23Gam Per	2.9300	4700.0	122	3065	No
91	GOM_NL__2PRFIN20021001_053858_000000442010_00005_03065_1544.N1	01-OCT-2002 05:38:58	Bright	44.000	49	1Alp UMi	1.9900	6300.0	88	3065	No
92	GOM_NL__2PRFIN20021001_054102_000000452010_00005_03065_1545.N1	01-OCT-2002 05:41:02	Bright	45.000	60	7Bet UMi	2.0810	3950.0	90	3065	No
93	GOM_NL__2PRFIN20021001_054655_000000462010_00005_03065_1546.N1	01-OCT-2002 05:46:55	Bright	45.500	36	50Alp UMa	1.8000	6300.0	91	3065	No
94	GOM_NL__2PRFIN20021001_054826_000000432010_00005_03065_1547.N1	01-OCT-2002 05:48:26	Bright	42.500	82	48Bet UMa	2.3650	10600.	85	3065	No
95	GOM_NL__2PRFIN20021001_064607_000000502010_00006_03066_9106.N1	01-OCT-2002 06:46:07	Straylight	49.500	18	24Alp PsA	1.1660	9700.0	99	3066	No
96	GOM_NL__2PRFIN20021001_064822_000000602010_00006_03066_9107.N1	01-OCT-2002 06:48:22	Straylight	60.000	52	16Bet Cet	2.0370	4500.0	120	3066	No
97	GOM_NL__2PRFIN20021001_065451_000000462010_00006_03066_9108.N1	01-OCT-2002 06:54:51	Bright	45.500	162	34Alp Aqr	2.9440	5350.0	91	3066	No
98	GOM_NL__2PRFIN20021001_065834_000000452010_00006_03066_9109.N1	01-OCT-2002 06:58:34	Bright	44.500	90	54Alp Peg	2.4870	11000.	89	3066	No
99	GOM_NL__2PRFIN20021001_070212_000000482010_00006_03066_9110.N1	01-OCT-2002 07:02:12	Bright	47.500	93	53Bet Peg	2.5200	3100.0	95	3066	No
100	GOM_NL__2PRFIN20021001_071136_000000482010_00006_03066_9111.N1	01-OCT-2002 07:11:36	Bright	48.000	74	11Bet Cas	2.2680	6600.0	96	3066	No
101	GOM_NL__2PRFIN20021001_071335_000000512010_00006_03066_9112.N1	01-OCT-2002 07:13:35	Bright	50.500	110	37Del Cas	2.6780	8900.0	101	3066	No

102	GOM_NL__2PRFIN20021001_071653_000000632010_00006_03066_9113.N1	01-OCT-2002 07:16:53	Bright	62.500	160	23Gam Per	2.9300	4700.0	125	3066	No
103	GOM_NL__2PRFIN20021001_071934_000000452010_00006_03066_9114.N1	01-OCT-2002 07:19:34	Bright	45.000	49	1Alp UMi	1.9900	6300.0	90	3066	No
104	GOM_NL__2PRFIN20021001_072138_000000452010_00006_03066_9115.N1	01-OCT-2002 07:21:38	Bright	45.000	60	7Bet UMi	2.0810	3950.0	90	3066	No
105	GOM_NL__2PRFIN20021001_072731_000000462010_00006_03066_9116.N1	01-OCT-2002 07:27:31	Bright	45.500	36	50Alp UMa	1.8000	6300.0	91	3066	No
106	GOM_NL__2PRFIN20021001_072902_000000432010_00006_03066_9117.N1	01-OCT-2002 07:29:02	Bright	43.000	82	48Bet UMa	2.3650	10600.	86	3066	No
107	GOM_NL__2PRFIN20021001_073215_000000422010_00006_03066_9118.N1	01-OCT-2002 07:32:15	Bright	41.500	174	52Psi UMa	3.0040	4400.0	83	3066	No
108	GOM_NL__2PRFIN20021001_073431_000001082010_00006_03066_9119.N1	01-OCT-2002 07:34:31	Bright	107.50	107	37The Aur	2.6490	11000.	215	3066	No
109	GOM_NL__2PRFIN20021001_073736_000000672010_00006_03066_9120.N1	01-OCT-2002 07:37:36	Bright	66.500	24	66Alp Gem	1.5800	10200.	133	3066	No
110	GOM_NL__2PRFIN20021001_074216_000001272010_00006_03066_9121.N1	01-OCT-2002 07:42:16	Tw_i_and_stray	127.00	170	27Eps Gem	3.0000	9700.0	254	3066	No
111	GOM_NL__2PRFIN20021001_074828_000000932010_00006_03066_9122.N1	01-OCT-2002 07:48:28	Dark	93.000	8	10Alp CMi	0.40000	6500.0	186	3066	No
112	GOM_NL__2PRFIN20021001_075809_000000512010_00006_03066_9123.N1	01-OCT-2002 07:58:09	Dark	51.000	65	Lam Vel	2.2040	4400.0	102	3066	No
113	GOM_NL__2PRFIN20021001_080003_000000882010_00006_03066_9124.N1	01-OCT-2002 08:00:03	Dark	88.000	1	9Alp CMa	-1.4400	11000.	176	3066	No
114	GOM_NL__2PRFIN20021001_080302_000000512010_00006_03066_9125.N1	01-OCT-2002 08:03:02	Dark	50.500	41	Eps Car	1.8600	4100.0	101	3066	No
115	GOM_NL__2PRFIN20021001_080553_000000672010_00007_03067_9106.N1	01-OCT-2002 08:05:53	Dark	67.000	2	Alp Car	-0.73600	7000.0	134	3067	No
116	GOM_NL__2PRFIN20021001_080806_000000752010_00007_03067_9107.N1	01-OCT-2002 08:08:06	Dark	74.500	108	Alp Col	2.6520	15200.	149	3067	No
117	GOM_NL__2PRFIN20021001_081306_000000462010_00007_03067_9108.N1	01-OCT-2002 08:13:06	Dark	45.500	135	Bet Hyi	2.8200	5800.0	91	3067	No
118	GOM_NL__2PRFIN20021001_081514_000000472010_00007_03067_9109.N1	01-OCT-2002 08:15:14	Dark	46.500	143	Alp Hyi	2.8570	7200.0	93	3067	No
119	GOM_NL__2PRFIN20021001_081642_000000612010_00007_03067_9110.N1	01-OCT-2002 08:16:42	Dark	61.000	9	Alp Eri	0.45300	24000.	122	3067	No
120	GOM_NL__2PRFIN20021001_081816_000000612010_00007_03067_9111.N1	01-OCT-2002 08:18:16	Straylight	61.000	157	The1Eri	2.9060	9300.0	122	3067	No
121	GOM_NL__2PRFIN20021001_082205_000000512010_00007_03067_9112.N1	01-OCT-2002 08:22:05	Straylight	51.000	63	Bet Gru	2.1500	2800.0	102	3067	No
122	GOM_NL__2PRFIN20021001_082644_000000522010_00007_03067_9113.N1	01-OCT-2002 08:26:44	Straylight	51.500	18	24Alp PsA	1.1660	9700.0	103	3067	No
123	GOM_NL__2PRFIN20021001_082858_000000522010_00007_03067_9114.N1	01-OCT-2002 08:28:58	Straylight	52.000	52	16Bet Cet	2.0370	4500.0	104	3067	No
124	GOM_NL__2PRFIN20021001_083527_000000462010_00007_03067_9115.N1	01-OCT-2002 08:35:27	Bright	45.500	162	34Alp Aqr	2.9440	5350.0	91	3067	No
125	GOM_NL__2PRFIN20021001_083910_000000442010_00007_03067_9116.N1	01-OCT-2002 08:39:10	Bright	44.000	90	54Alp Peg	2.4870	11000.	88	3067	No
126	GOM_NL__2PRFIN20021001_084248_000000452010_00007_03067_9117.N1	01-OCT-2002 08:42:48	Bright	45.000	93	53Bet Peg	2.5200	3100.0	90	3067	No
127	GOM_NL__2PRFIN20021001_085212_000000462010_00007_03067_9118.N1	01-OCT-2002 08:52:12	Bright	46.000	74	11Bet Cas	2.2680	6600.0	92	3067	No
128	GOM_NL__2PRFIN20021001_085411_000000502010_00007_03067_9119.N1	01-OCT-2002 08:54:11	Bright	49.500	110	37Del Cas	2.6780	8900.0	99	3067	No
129	GOM_NL__2PRFIN20021001_085728_000000622010_00007_03067_9120.N1	01-OCT-2002 08:57:28	Bright	62.000	160	23Gam Per	2.9300	4700.0	124	3067	No
130	GOM_NL__2PRFIN20021001_090010_000000422010_00007_03067_9121.N1	01-OCT-2002 09:00:10	Bright	41.500	49	1Alp UMi	1.9900	6300.0	83	3067	No
131	GOM_NL__2PRFIN20021001_090214_000000412010_00007_03067_9122.N1	01-OCT-2002 09:02:14	Bright	40.500	60	7Bet UMi	2.0810	3950.0	81	3067	No
132	GOM_NL__2PRFIN20021001_090807_000000422010_00007_03067_9123.N1	01-OCT-2002 09:08:07	Bright	42.000	36	50Alp UMa	1.8000	6300.0	84	3067	No
133	GOM_NL__2PRFIN20021001_090938_000000422010_00007_03067_9124.N1	01-OCT-2002 09:09:38	Bright	41.500	82	48Bet UMa	2.3650	10600.	83	3067	No
134	GOM_NL__2PRFIN20021001_091251_000000412010_00007_03067_9125.N1	01-OCT-2002 09:12:51	Bright	41.000	174	52Psi UMa	3.0040	4400.0	82	3067	No
135	GOM_NL__2PRFIN20021001_091507_000001072010_00007_03067_9126.N1	01-OCT-2002 09:15:07	Bright	106.50	107	37The Aur	2.6490	11000.	213	3067	No
136	GOM_NL__2PRFIN20021001_091812_000000682010_00007_03067_9127.N1	01-OCT-2002 09:18:12	Bright	67.500	24	66Alp Gem	1.5800	10200.	135	3067	No
137	GOM_NL__2PRFIN20021001_092253_000001222010_00007_03067_9128.N1	01-OCT-2002 09:22:53	Tw_i_and_stray	122.00	170	27Eps Gem	3.0000	9700.0	244	3067	No
138	GOM_NL__2PRFIN20021001_092905_000000902010_00007_03067_9129.N1	01-OCT-2002 09:29:05	Dark	89.500	8	10Alp CMi	0.40000	6500.0	179	3067	No
139	GOM_NL__2PRFIN20021001_093845_000000582010_00007_03067_9130.N1	01-OCT-2002 09:38:45	Dark	57.500	65	Lam Vel	2.2040	4400.0	115	3067	No
140	GOM_NL__2PRFIN20021001_094041_000001042010_00007_03067_9131.N1	01-OCT-2002 09:40:41	Dark	103.50	1	9Alp CMa	-1.4400	11000.	207	3067	No
141	GOM_NL__2PRFIN20021001_094338_000000572010_00007_03067_9132.N1	01-OCT-2002 09:43:38	Dark	56.500	41	Eps Car	1.8600	4100.0	113	3067	No
142	GOM_NL__2PRFIN20021001_094630_000000522010_00008_03068_9106.N1	01-OCT-2002 09:46:30	Dark	51.500	2	Alp Car	-0.73600	7000.0	103	3068	No
143	GOM_NL__2PRFIN20021001_094844_000000732010_00008_03068_9107.N1	01-OCT-2002 09:48:44	Dark	72.500	108	Alp Col	2.6520	15200.	145	3068	No
144	GOM_NL__2PRFIN20021001_095342_000000442010_00008_03068_9108.N1	01-OCT-2002 09:53:42	Dark	43.500	135	Bet Hyi	2.8200	5800.0	87	3068	No
145	GOM_NL__2PRFIN20021001_095551_000000462010_00008_03068_9109.N1	01-OCT-2002 09:55:51	Dark	46.000	143	Alp Hyi	2.8570	7200.0	92	3068	No
146	GOM_NL__2PRFIN20021001_095718_000000492010_00008_03068_9110.N1	01-OCT-2002 09:57:18	Dark	48.500	9	Alp Eri	0.45300	24000.	97	3068	No
147	GOM_NL__2PRFIN20021001_095853_000000632010_00008_03068_9111.N1	01-OCT-2002 09:58:53	Straylight	63.000	157	The1Eri	2.9060	9300.0	126	3068	No
148	GOM_NL__2PRFIN20021001_100241_000000502010_00008_03068_9112.N1	01-OCT-2002 10:02:41	Straylight	50.000	63	Bet Gru	2.1500	2800.0	100	3068	No
149	GOM_NL__2PRFIN20021001_100720_000000512010_00008_03068_9113.N1	01-OCT-2002 10:07:20	Straylight	51.000	18	24Alp PsA	1.1660	9700.0	102	3068	No
150	GOM_NL__2PRFIN20021001_100934_000000582010_00008_03068_9114.N1	01-OCT-2002 10:09:34	Straylight	58.000	52	16Bet Cet	2.0370	4500.0	116	3068	No
151	GOM_NL__2PRFIN20021001_101603_000000452010_00008_03068_9115.N1	01-OCT-2002 10:16:03	Bright	45.000	162	34Alp Aqr	2.9440	5350.0	90	3068	No
152	GOM_NL__2PRFIN20021001_101946_000000452010_00008_03068_9116.N1	01-OCT-2002 10:19:46	Bright	44.500	90	54Alp Peg	2.4870	11000.	89	3068	No
153	GOM_NL__2PRFIN20021001_102324_000000452010_00008_03068_9117.N1	01-OCT-2002 10:23:24	Bright	44.500	93	53Bet Peg	2.5200	3100.0	89	3068	No
154	GOM_NL__2PRFIN20021001_103248_000000452010_00008_03068_9118.N1	01-OCT-2002 10:32:48	Bright	44.500	74	11Bet Cas	2.2680	6600.0	89	3068	No
155	GOM_NL__2PRFIN20021001_103447_000000502010_00008_03068_9119.N1	01-OCT-2002 10:34:47	Bright	49.500	110	37Del Cas	2.6780	8900.0	99	3068	No
156	GOM_NL__2PRFIN20021001_103803_000000632010_00008_03068_9120.N1	01-OCT-2002 10:38:03	Bright	62.500	160	23Gam Per	2.9300	4700.0	125	3068	No
157	GOM_NL__2PRFIN20021001_104046_000000452010_00008_03068_9121.N1	01-OCT-2002 10:40:46	Bright	44.500	49	1Alp UMi	1.9900	6300.0	89	3068	No
158	GOM_NL__2PRFIN20021001_104251_000000442010_00008_03068_9122.N1	01-OCT-2002 10:42:51	Bright	44.000	60	7Bet UMi	2.0810	3950.0	88	3068	No
159	GOM_NL__2PRFIN20021001_104844_000000422010_00008_03068_9123.N1	01-OCT-2002 10:48:44	Bright	42.000	36	50Alp UMa	1.8000	6300.0	84	3068	No
160	GOM_NL__2PRFIN20021001_105014_000000492010_00008_03068_9124.N1	01-OCT-2002 10:50:14	Bright	48.500	82	48Bet UMa	2.3650	10600.	97	3068	No

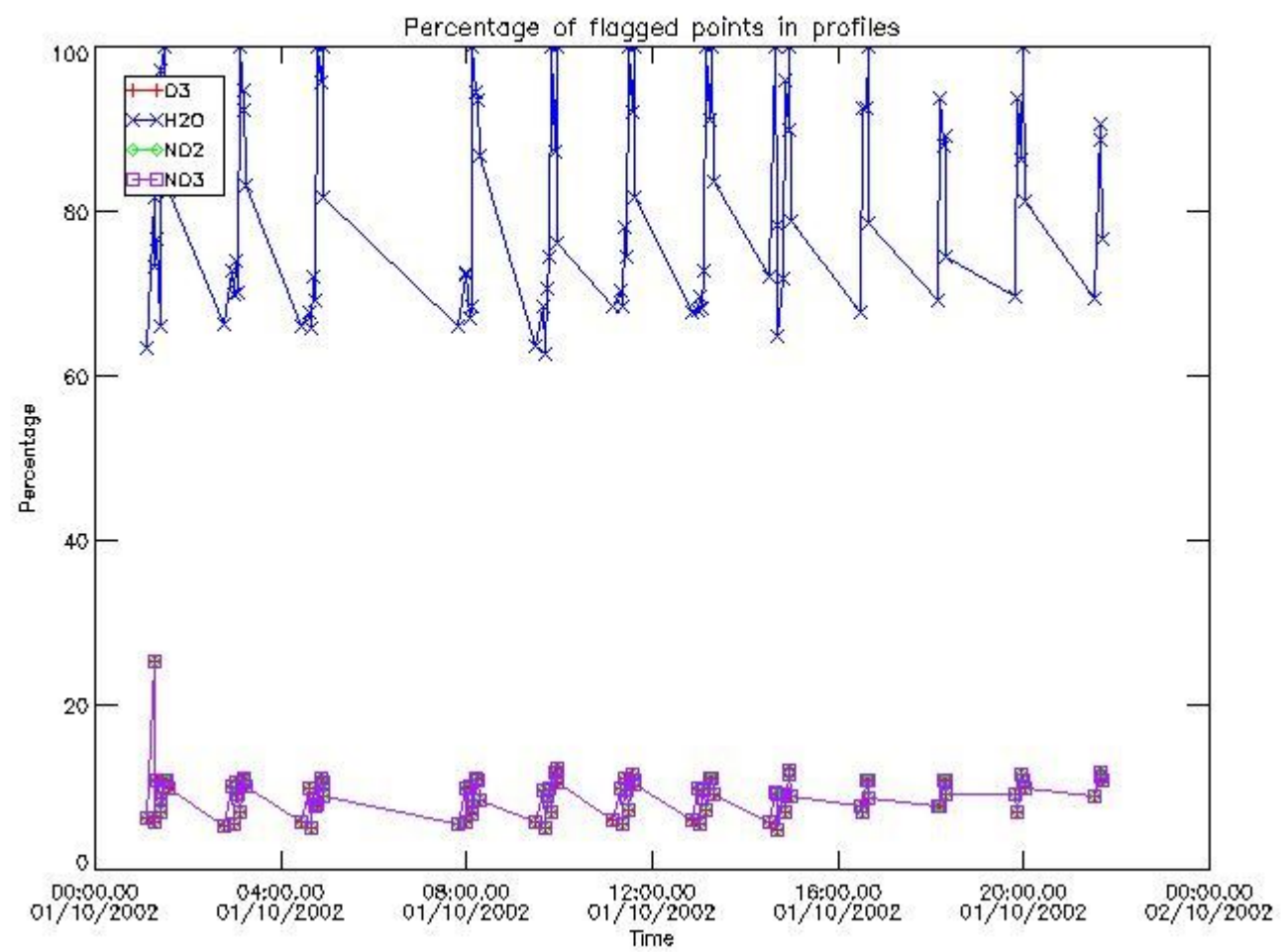
161	GOM_NL__2PRFIN20021001_105327_000000432010_00008_03068_9125.N1	01-OCT-2002 10:53:27	Bright	43.000	174	52Psi UMa	3.0040	4400.0	86	3068	No
162	GOM_NL__2PRFIN20021001_105543_000001102010_00008_03068_9126.N1	01-OCT-2002 10:55:43	Bright	109.50	107	37The Aur	2.6490	11000.	219	3068	No
163	GOM_NL__2PRFIN20021001_105848_000000692010_00008_03068_9127.N1	01-OCT-2002 10:58:48	Bright	68.500	24	66Alp Gem	1.5800	10200.	137	3068	No
164	GOM_NL__2PRFIN20021001_110330_000001322010_00008_03068_9128.N1	01-OCT-2002 11:03:30	Tw_i_and_stray	131.50	170	27Eps Gem	3.0000	9700.0	263	3068	No
165	GOM_NL__2PRFIN20021001_110942_000000862010_00008_03068_9129.N1	01-OCT-2002 11:09:42	Dark	86.000	8	10Alp CMi	0.40000	6500.0	172	3068	No
166	GOM_NL__2PRFIN20021001_111921_000000512010_00008_03068_9130.N1	01-OCT-2002 11:19:21	Dark	51.000	65	Lam Vel	2.2040	4400.0	102	3068	No
167	GOM_NL__2PRFIN20021001_112119_000000932010_00008_03068_9131.N1	01-OCT-2002 11:21:19	Dark	92.500	1	9Alp CMa	-1.4400	11000.	185	3068	No
168	GOM_NL__2PRFIN20021001_112414_000000462010_00008_03068_9132.N1	01-OCT-2002 11:24:14	Dark	46.000	41	Eps Car	1.8600	4100.0	92	3068	No
169	GOM_NL__2PRFIN20021001_112707_000000542010_00009_03069_9106.N1	01-OCT-2002 11:27:07	Dark	53.500	2	Alp Car	-0.73600	7000.0	107	3069	No
170	GOM_NL__2PRFIN20021001_112922_000000722010_00009_03069_9107.N1	01-OCT-2002 11:29:22	Dark	71.500	108	Alp Col	2.6520	15200.	143	3069	No
171	GOM_NL__2PRFIN20021001_113419_000000452010_00009_03069_9108.N1	01-OCT-2002 11:34:19	Dark	44.500	135	Bet Hyi	2.8200	5800.0	89	3069	No
172	GOM_NL__2PRFIN20021001_113628_000000472010_00009_03069_9109.N1	01-OCT-2002 11:36:28	Dark	47.000	143	Alp Hyi	2.8570	7200.0	94	3069	No
173	GOM_NL__2PRFIN20021001_113755_000000502010_00009_03069_9110.N1	01-OCT-2002 11:37:55	Dark	49.500	9	Alp Eri	0.45300	24000.	99	3069	No
174	GOM_NL__2PRFIN20021001_113930_000000602010_00009_03069_9111.N1	01-OCT-2002 11:39:30	Straylight	59.500	157	The1Eri	2.9060	9300.0	119	3069	No
175	GOM_NL__2PRFIN20021001_114317_000000492010_00009_03069_9112.N1	01-OCT-2002 11:43:17	Straylight	48.500	63	Bet Gru	2.1500	2800.0	97	3069	No
176	GOM_NL__2PRFIN20021001_114756_000000482010_00009_03069_9113.N1	01-OCT-2002 11:47:56	Straylight	48.000	18	24Alp PsA	1.1660	9700.0	96	3069	No
177	GOM_NL__2PRFIN20021001_115011_000000582010_00009_03069_9114.N1	01-OCT-2002 11:50:11	Straylight	57.500	52	16Bet Cet	2.0370	4500.0	115	3069	No
178	GOM_NL__2PRFIN20021001_115640_000000452010_00009_03069_9115.N1	01-OCT-2002 11:56:40	Bright	44.500	162	34Alp Aqr	2.9440	5350.0	89	3069	No
179	GOM_NL__2PRFIN20021001_120022_000000442010_00009_03069_9116.N1	01-OCT-2002 12:00:22	Bright	43.500	90	54Alp Peg	2.4870	11000.	87	3069	No
180	GOM_NL__2PRFIN20021001_120400_000000432010_00009_03069_9117.N1	01-OCT-2002 12:04:00	Bright	43.000	93	53Bet Peg	2.5200	3100.0	86	3069	No
181	GOM_NL__2PRFIN20021001_121324_000000472010_00009_03069_9118.N1	01-OCT-2002 12:13:24	Bright	46.500	74	11Bet Cas	2.2680	6600.0	93	3069	No
182	GOM_NL__2PRFIN20021001_121523_000000512010_00009_03069_9119.N1	01-OCT-2002 12:15:23	Bright	50.500	110	37Del Cas	2.6780	8900.0	101	3069	No
183	GOM_NL__2PRFIN20021001_121838_000000602010_00009_03069_9120.N1	01-OCT-2002 12:18:38	Bright	60.000	160	23Gam Per	2.9300	4700.0	120	3069	No
184	GOM_NL__2PRFIN20021001_122123_000000442010_00009_03069_9121.N1	01-OCT-2002 12:21:23	Bright	44.000	49	1Alp UMi	1.9900	6300.0	88	3069	No
185	GOM_NL__2PRFIN20021001_122327_000000452010_00009_03069_9122.N1	01-OCT-2002 12:23:27	Bright	44.500	60	7Bet UMi	2.0810	3950.0	89	3069	No
186	GOM_NL__2PRFIN20021001_122920_000000412010_00009_03069_9123.N1	01-OCT-2002 12:29:20	Bright	40.500	36	50Alp UMa	1.8000	6300.0	81	3069	No
187	GOM_NL__2PRFIN20021001_123050_000000422010_00009_03069_9124.N1	01-OCT-2002 12:30:50	Bright	42.000	82	48Bet UMa	2.3650	10600.	84	3069	No
188	GOM_NL__2PRFIN20021001_123403_000000422010_00009_03069_9125.N1	01-OCT-2002 12:34:03	Bright	42.000	174	52Psi UMa	3.0040	4400.0	84	3069	No
189	GOM_NL__2PRFIN20021001_123618_000001112010_00009_03069_9126.N1	01-OCT-2002 12:36:18	Bright	110.50	107	37The Aur	2.6490	11000.	221	3069	No
190	GOM_NL__2PRFIN20021001_123925_000000692010_00009_03069_9127.N1	01-OCT-2002 12:39:25	Bright	68.500	24	66Alp Gem	1.5800	10200.	137	3069	No
191	GOM_NL__2PRFIN20021001_124407_000001242010_00009_03069_9128.N1	01-OCT-2002 12:44:07	Tw_i_and_stray	123.50	170	27Eps Gem	3.0000	9700.0	247	3069	No
192	GOM_NL__2PRFIN20021001_125019_000000862010_00009_03069_9129.N1	01-OCT-2002 12:50:19	Dark	85.500	8	10Alp CMi	0.40000	6500.0	171	3069	No
193	GOM_NL__2PRFIN20021001_125958_000000522010_00009_03069_9130.N1	01-OCT-2002 12:59:58	Dark	52.000	65	Lam Vel	2.2040	4400.0	104	3069	No
194	GOM_NL__2PRFIN20021001_130157_000000912010_00009_03069_9131.N1	01-OCT-2002 13:01:57	Dark	91.000	1	9Alp CMa	-1.4400	11000.	182	3069	No
195	GOM_NL__2PRFIN20021001_130451_000000572010_00009_03069_9132.N1	01-OCT-2002 13:04:51	Dark	57.000	41	Eps Car	1.8600	4100.0	114	3069	No
196	GOM_NL__2PRFIN20021001_130744_000000542010_00010_03070_1542.N1	01-OCT-2002 13:07:44	Dark	53.500	2	Alp Car	-0.73600	7000.0	107	3070	No
197	GOM_NL__2PRFIN20021001_130959_000000712010_00010_03070_1543.N1	01-OCT-2002 13:09:59	Dark	71.000	108	Alp Col	2.6520	15200.	142	3070	No
198	GOM_NL__2PRFIN20021001_131455_000000462010_00010_03070_1544.N1	01-OCT-2002 13:14:55	Dark	45.500	135	Bet Hyi	2.8200	5800.0	91	3070	No
199	GOM_NL__2PRFIN20021001_131704_000000462010_00010_03070_1545.N1	01-OCT-2002 13:17:04	Dark	45.500	143	Alp Hyi	2.8570	7200.0	91	3070	No
200	GOM_NL__2PRFIN20021001_131832_000000552010_00010_03070_1546.N1	01-OCT-2002 13:18:32	Dark	55.000	9	Alp Eri	0.45300	24000.	110	3070	No
201	GOM_NL__2PRFIN20021001_132007_000000602010_00010_03070_1547.N1	01-OCT-2002 13:20:07	Straylight	59.500	157	The1Eri	2.9060	9300.0	119	3070	No
202	GOM_NL__2PRFIN20021001_132354_000000582010_00010_03070_1548.N1	01-OCT-2002 13:23:54	Straylight	58.000	63	Bet Gru	2.1500	2800.0	116	3070	No
203	GOM_NL__2PRFIN20021001_132832_000000502010_00010_03070_1549.N1	01-OCT-2002 13:28:32	Straylight	50.000	18	24Alp PsA	1.1660	9700.0	100	3070	No
204	GOM_NL__2PRFIN20021001_133047_000000582010_00010_03070_1550.N1	01-OCT-2002 13:30:47	Straylight	58.000	52	16Bet Cet	2.0370	4500.0	116	3070	No
205	GOM_NL__2PRFIN20021001_133716_000000452010_00010_03070_1551.N1	01-OCT-2002 13:37:16	Bright	44.500	162	34Alp Aqr	2.9440	5350.0	89	3070	No
206	GOM_NL__2PRFIN20021001_134058_000000432010_00010_03070_1552.N1	01-OCT-2002 13:40:58	Bright	42.500	90	54Alp Peg	2.4870	11000.	85	3070	No
207	GOM_NL__2PRFIN20021001_134436_000000442010_00010_03070_1553.N1	01-OCT-2002 13:44:36	Bright	43.500	93	53Bet Peg	2.5200	3100.0	87	3070	No
208	GOM_NL__2PRFIN20021001_134650_000000742010_00010_03070_1554.N1	01-OCT-2002 13:46:50	Bright	74.000	105	6Bet Ari	2.6450	8900.0	148	3070	No
209	GOM_NL__2PRFIN20021001_134903_000000602010_00010_03070_1555.N1	01-OCT-2002 13:49:03	Bright	59.500	53	43Bet And	2.0480	3300.0	119	3070	No
210	GOM_NL__2PRFIN20021001_135359_000000482010_00010_03070_1556.N1	01-OCT-2002 13:53:59	Bright	48.000	74	11Bet Cas	2.2680	6600.0	96	3070	No
211	GOM_NL__2PRFIN20021001_135558_000000502010_00010_03070_1557.N1	01-OCT-2002 13:55:58	Bright	50.000	110	37Del Cas	2.6780	8900.0	100	3070	No
212	GOM_NL__2PRFIN20021001_135912_000000602010_00010_03070_1558.N1	01-OCT-2002 13:59:12	Bright	59.500	160	23Gam Per	2.9300	4700.0	119	3070	No
213	GOM_NL__2PRFIN20021001_140157_000000462010_00010_03070_1559.N1	01-OCT-2002 14:01:57	Bright	45.500	49	1Alp UMi	1.9900	6300.0	91	3070	No
214	GOM_NL__2PRFIN20021001_140402_000000452010_00010_03070_1560.N1	01-OCT-2002 14:04:02	Bright	45.000	60	7Bet UMi	2.0810	3950.0	90	3070	No
215	GOM_NL__2PRFIN20021001_140956_000000442010_00010_03070_1561.N1	01-OCT-2002 14:09:56	Bright	43.500	36	50Alp UMa	1.8000	6300.0	87	3070	No
216	GOM_NL__2PRFIN20021001_141125_000000442010_00010_03070_1562.N1	01-OCT-2002 14:11:25	Bright	43.500	82	48Bet UMa	2.3650	10600.	87	3070	No
217	GOM_NL__2PRFIN20021001_141439_000000412010_00010_03070_1563.N1	01-OCT-2002 14:14:39	Bright	40.500	174	52Psi UMa	3.0040	4400.0	81	3070	No
218	GOM_NL__2PRFIN20021001_141653_000001132010_00010_03070_1564.N1	01-OCT-2002 14:16:53	Bright	112.50	107	37The Aur	2.6490	11000.	225	3070	No
219	GOM_NL__2PRFIN20021001_142000_000000702010_00010_03070_1565.N1	01-OCT-2002 14:20:00	Bright	70.000	24	66Alp Gem	1.5800	10200.	140	3070	No

220	GOM_NL__2PRFIN20021001_142443_000001352010_00010_03070_1566.N1	01-OCT-2002 14:24:43	Tw_i_and_stray	135.00	170	27Eps Gem	3.0000	9700.0	270	3070	No
221	GOM_NL__2PRFIN20021001_143056_000000882010_00010_03070_1567.N1	01-OCT-2002 14:30:56	Dark	88.000	8	10Alp CMi	0.40000	6500.0	176	3070	No
222	GOM_NL__2PRFIN20021001_143759_000000552010_00010_03070_1568.N1	01-OCT-2002 14:37:59	Dark	54.500	132	15Rho Pup	2.8030	6900.0	109	3070	No
223	GOM_NL__2PRFIN20021001_144033_000000562010_00010_03070_1569.N1	01-OCT-2002 14:40:33	Dark	55.500	65	Lam Vel	2.2040	4400.0	111	3070	No
224	GOM_NL__2PRFIN20021001_144233_000001062010_00010_03070_1570.N1	01-OCT-2002 14:42:33	Dark	105.50	1	9Alp CMA	-1.4400	11000.	211	3070	No
225	GOM_NL__2PRFIN20021001_144819_000000562010_00011_03071_8756.N1	01-OCT-2002 14:48:19	Dark	55.500	2	Alp Car	-0.73600	7000.0	111	3071	No
226	GOM_NL__2PRFIN20021001_145035_000000732010_00011_03071_8757.N1	01-OCT-2002 14:50:35	Dark	73.000	108	Alp Col	2.6520	15200.	146	3071	No
227	GOM_NL__2PRFIN20021001_145531_000000452010_00011_03071_8758.N1	01-OCT-2002 14:55:31	Dark	44.500	135	Bet Hyi	2.8200	5800.0	89	3071	No
228	GOM_NL__2PRFIN20021001_145740_000000472010_00011_03071_8759.N1	01-OCT-2002 14:57:40	Dark	46.500	143	Alp Hyi	2.8570	7200.0	93	3071	No
229	GOM_NL__2PRFIN20021001_145907_000000572010_00011_03071_8760.N1	01-OCT-2002 14:59:07	Dark	57.000	9	Alp Eri	0.45300	24000.	114	3071	No
230	GOM_NL__2PRFIN20021001_150042_000000622010_00011_03071_8761.N1	01-OCT-2002 15:00:42	Straylight	62.000	157	The1Eri	2.9060	9300.0	124	3071	No
231	GOM_NL__2PRFIN20021001_150429_000000532010_00011_03071_8762.N1	01-OCT-2002 15:04:29	Straylight	53.000	63	Bet Gru	2.1500	2800.0	106	3071	No
232	GOM_NL__2PRFIN20021001_150908_000000512010_00011_03071_8763.N1	01-OCT-2002 15:09:08	Straylight	51.000	18	24Alp PsA	1.1660	9700.0	102	3071	No
233	GOM_NL__2PRFIN20021001_162856_000000672010_00012_03072_8756.N1	01-OCT-2002 16:28:56	Dark	67.000	2	Alp Car	-0.73600	7000.0	134	3072	No
234	GOM_NL__2PRFIN20021001_163113_000000732010_00012_03072_8757.N1	01-OCT-2002 16:31:13	Dark	73.000	108	Alp Col	2.6520	15200.	146	3072	No
235	GOM_NL__2PRFIN20021001_163607_000000472010_00012_03072_8758.N1	01-OCT-2002 16:36:07	Dark	47.000	135	Bet Hyi	2.8200	5800.0	94	3072	No
236	GOM_NL__2PRFIN20021001_163816_000000472010_00012_03072_8759.N1	01-OCT-2002 16:38:16	Dark	46.500	143	Alp Hyi	2.8570	7200.0	93	3072	No
237	GOM_NL__2PRFIN20021001_163944_000000592010_00012_03072_8760.N1	01-OCT-2002 16:39:44	Dark	59.000	9	Alp Eri	0.45300	24000.	118	3072	No
238	GOM_NL__2PRFIN20021001_164119_000000642010_00012_03072_8761.N1	01-OCT-2002 16:41:19	Straylight	64.000	157	The1Eri	2.9060	9300.0	128	3072	No
239	GOM_NL__2PRFIN20021001_164505_000000572010_00012_03072_8762.N1	01-OCT-2002 16:45:05	Straylight	57.000	63	Bet Gru	2.1500	2800.0	114	3072	No
240	GOM_NL__2PRFIN20021001_164944_000000512010_00012_03072_8763.N1	01-OCT-2002 16:49:44	Straylight	50.500	18	24Alp PsA	1.1660	9700.0	101	3072	No
241	GOM_NL__2PRFIN20021001_180933_000000672010_00013_03073_8756.N1	01-OCT-2002 18:09:33	Dark	67.000	2	Alp Car	-0.73600	7000.0	134	3073	No
242	GOM_NL__2PRFIN20021001_181151_000000732010_00013_03073_8757.N1	01-OCT-2002 18:11:51	Dark	72.500	108	Alp Col	2.6520	15200.	145	3073	No
243	GOM_NL__2PRFIN20021001_181643_000000472010_00013_03073_8758.N1	01-OCT-2002 18:16:43	Dark	46.500	135	Bet Hyi	2.8200	5800.0	93	3073	No
244	GOM_NL__2PRFIN20021001_181852_000000472010_00013_03073_8759.N1	01-OCT-2002 18:18:52	Dark	46.500	143	Alp Hyi	2.8570	7200.0	93	3073	No
245	GOM_NL__2PRFIN20021001_182020_000000562010_00013_03073_8760.N1	01-OCT-2002 18:20:20	Dark	55.500	9	Alp Eri	0.45300	24000.	111	3073	No
246	GOM_NL__2PRFIN20021001_182156_000000612010_00013_03073_8761.N1	01-OCT-2002 18:21:56	Straylight	60.500	157	The1Eri	2.9060	9300.0	121	3073	No
247	GOM_NL__2PRFIN20021001_182541_000000512010_00013_03073_8762.N1	01-OCT-2002 18:25:41	Straylight	51.000	63	Bet Gru	2.1500	2800.0	102	3073	No
248	GOM_NL__2PRFIN20021001_195010_000000552010_00014_03074_8756.N1	01-OCT-2002 19:50:10	Dark	55.000	2	Alp Car	-0.73600	7000.0	110	3074	No
249	GOM_NL__2PRFIN20021001_195229_000000732010_00014_03074_8757.N1	01-OCT-2002 19:52:29	Dark	73.000	108	Alp Col	2.6520	15200.	146	3074	No
250	GOM_NL__2PRFIN20021001_195719_000000442010_00014_03074_8758.N1	01-OCT-2002 19:57:19	Dark	44.000	135	Bet Hyi	2.8200	5800.0	88	3074	No
251	GOM_NL__2PRFIN20021001_195929_000000472010_00014_03074_8759.N1	01-OCT-2002 19:59:29	Dark	46.500	143	Alp Hyi	2.8570	7200.0	93	3074	No
252	GOM_NL__2PRFIN20021001_200057_000000512010_00014_03074_8760.N1	01-OCT-2002 20:00:57	Dark	51.000	9	Alp Eri	0.45300	24000.	102	3074	No
253	GOM_NL__2PRFIN20021001_200233_000000622010_00014_03074_8761.N1	01-OCT-2002 20:02:33	Straylight	62.000	157	The1Eri	2.9060	9300.0	124	3074	No
254	GOM_NL__2PRFIN20021001_200618_000000582010_00014_03074_8762.N1	01-OCT-2002 20:06:18	Straylight	58.000	63	Bet Gru	2.1500	2800.0	116	3074	No
255	GOM_NL__2PRFIN20021001_213047_000000582010_00015_03075_8756.N1	01-OCT-2002 21:30:47	Dark	57.500	2	Alp Car	-0.73600	7000.0	115	3075	No
256	GOM_NL__2PRFIN20021001_213755_000000442010_00015_03075_8757.N1	01-OCT-2002 21:37:55	Dark	43.500	135	Bet Hyi	2.8200	5800.0	87	3075	No
257	GOM_NL__2PRFIN20021001_214005_000000452010_00015_03075_8758.N1	01-OCT-2002 21:40:05	Dark	45.000	143	Alp Hyi	2.8570	7200.0	90	3075	No
258	GOM_NL__2PRFIN20021001_214133_000000522010_00015_03075_8759.N1	01-OCT-2002 21:41:33	Dark	52.000	9	Alp Eri	0.45300	24000.	104	3075	No
259	GOM_NL__2PRFIN20021001_214309_000000612010_00015_03075_8760.N1	01-OCT-2002 21:43:09	Straylight	61.000	157	The1Eri	2.9060	9300.0	122	3075	No
260	GOM_NL__2PRFIN20021001_234053_000000452010_00016_03076_8747.N1	01-OCT-2002 23:40:53	Bright	44.500	162	34Alp Aqr	2.9440	5350.0	89	3076	No
261	GOM_NL__2PRFIN20021001_234434_000000432010_00016_03076_8748.N1	01-OCT-2002 23:44:34	Bright	43.000	90	54Alp Peg	2.4870	11000.	86	3076	No
262	GOM_NL__2PRFIN20021001_234811_000000462010_00016_03076_8749.N1	01-OCT-2002 23:48:11	Bright	46.000	93	53Bet Peg	2.5200	3100.0	92	3076	No

3. Quality information per product

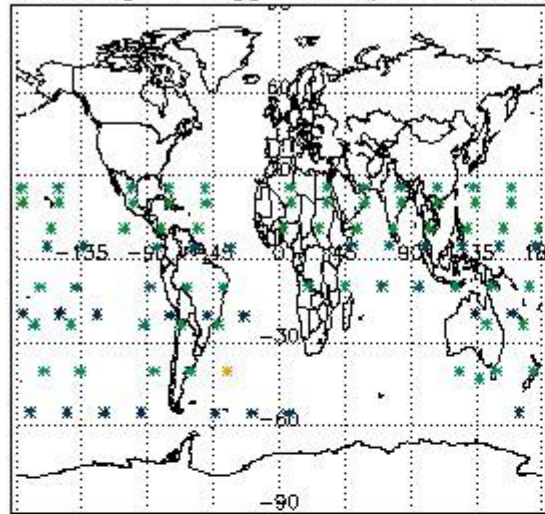
In this section it is plotted some information contained in the Quality Summary data set of the level 2 products. Only products in dark limb conditions and without errors (error flag in the MPH set to "0") are used.

3.1 Plot quality information per product (time dependant)

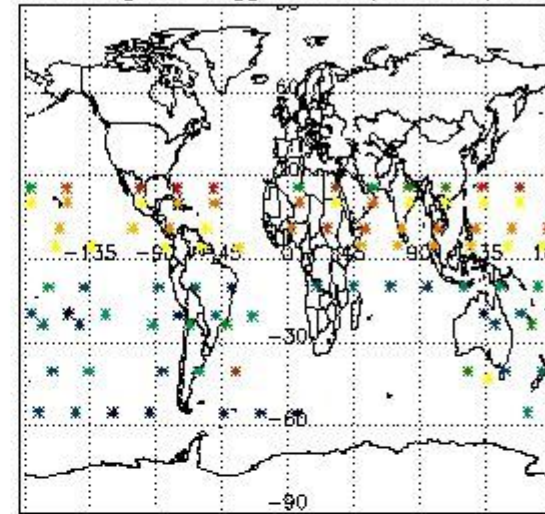


3.2 Plot quality information per product (world map)

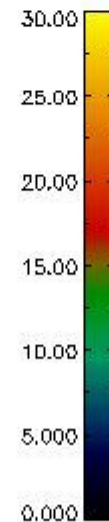
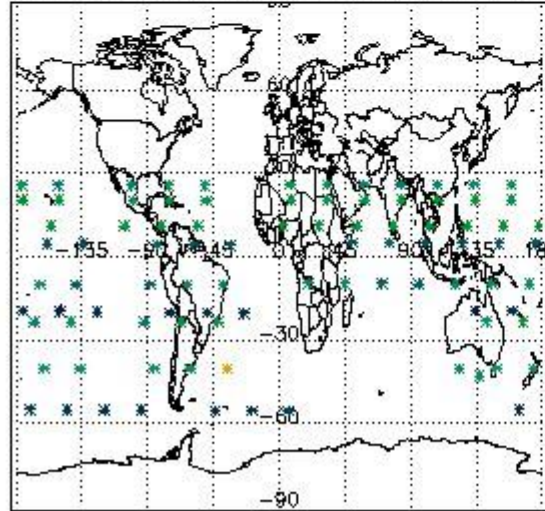
Percentage of flagged data per O3 profile



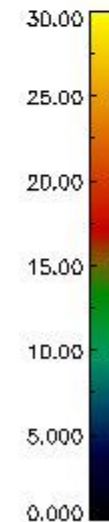
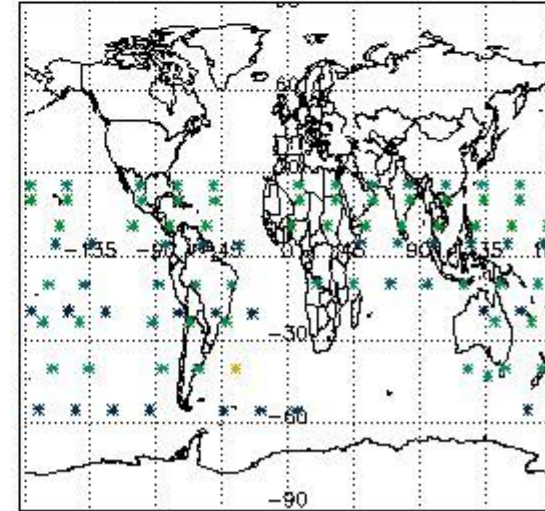
Percentage of flagged data per H2O profile



Percentage of flagged data per NO2 profile



Percentage of flagged data per NO3 profile

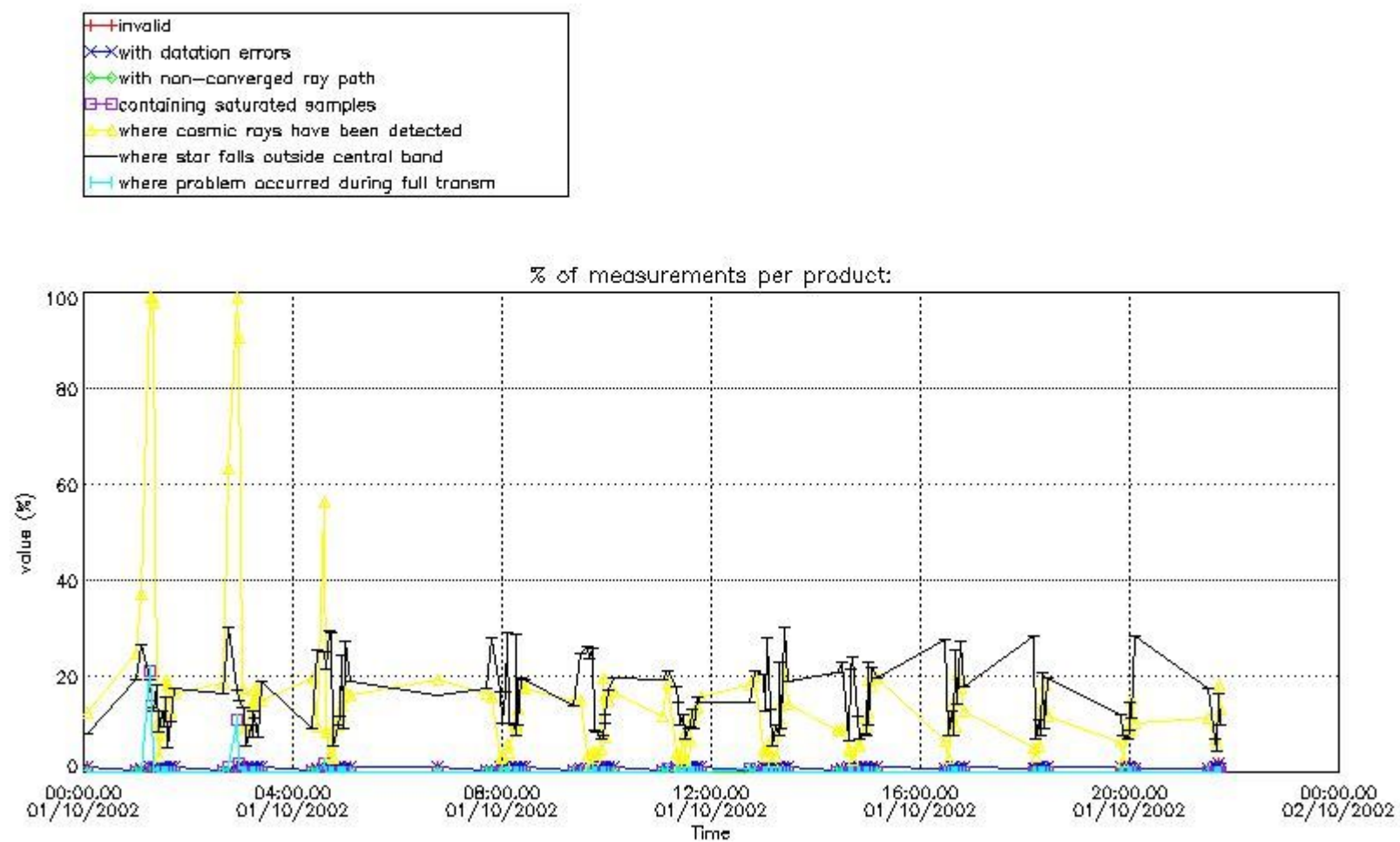


4. Level 1 quality information per product

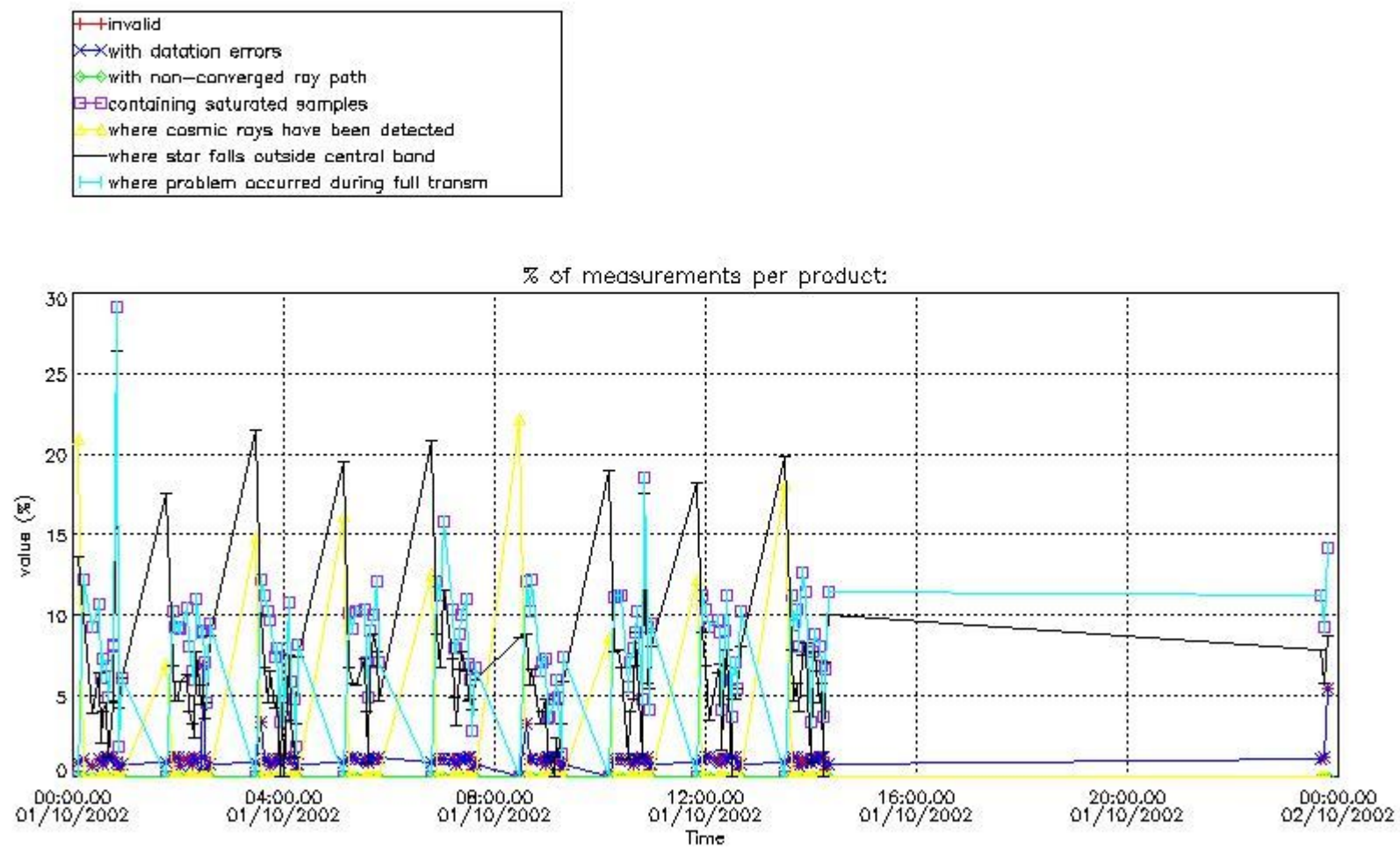
In this section it is plotted some information contained in the Quality Summary data set of the level 2 products that comes from the level 1b processing. Products without errors (error flag in the MPH set to "0") are used.

4.1 Plot quality information per product (time dependant) coming from level 1b processing

4.1.1 Plot level 1 quality information per product (time dependant): ENVISAT ASCENDING passes



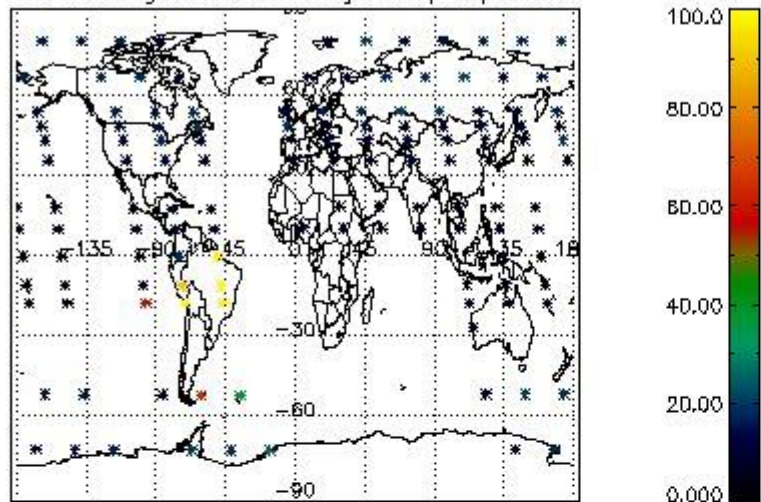
4.1.2 Plot level 1 quality information per product (time dependant): ENVI SAT DESCENDING passes



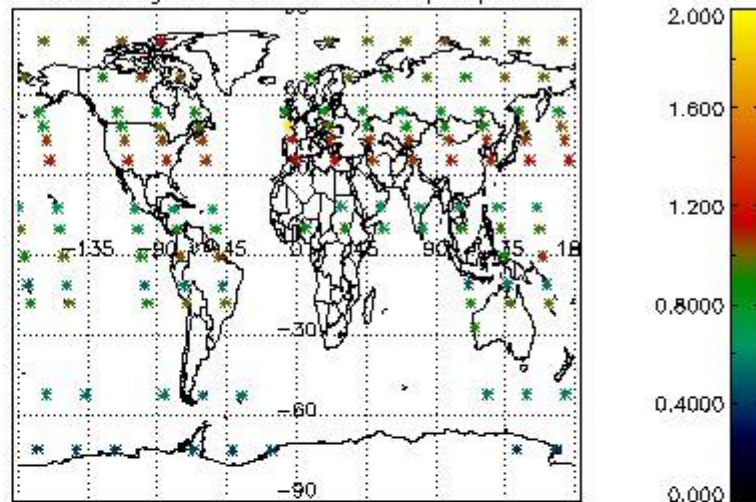
4.2 Plot quality information per product coming from level 1b processing (world map)

4.2.1 Plot level 1 quality information per product (world map): ENVISAT ASCENDING passes

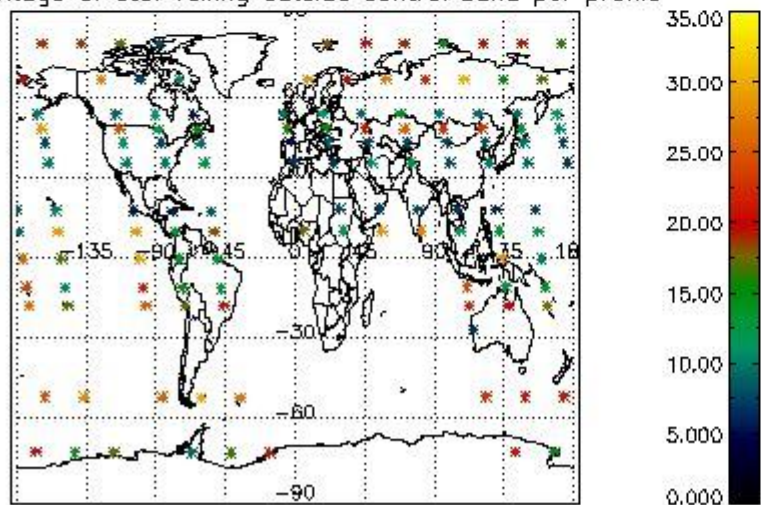
Percentage of cosmic ray hits per profile



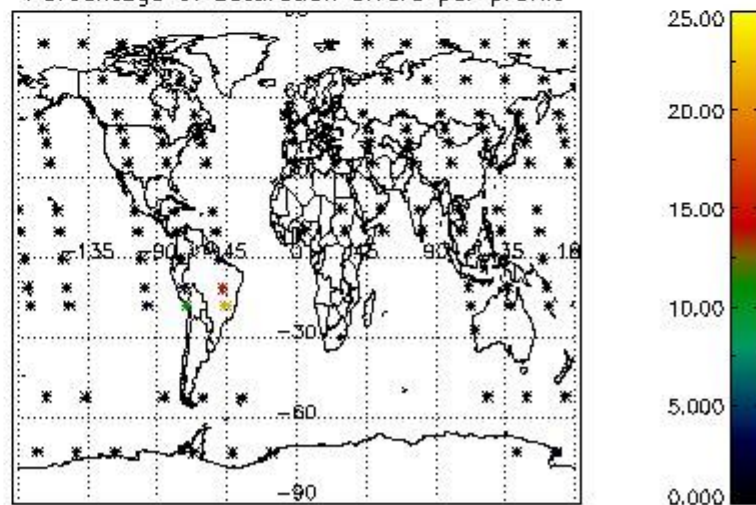
Percentage of datation errors per profile



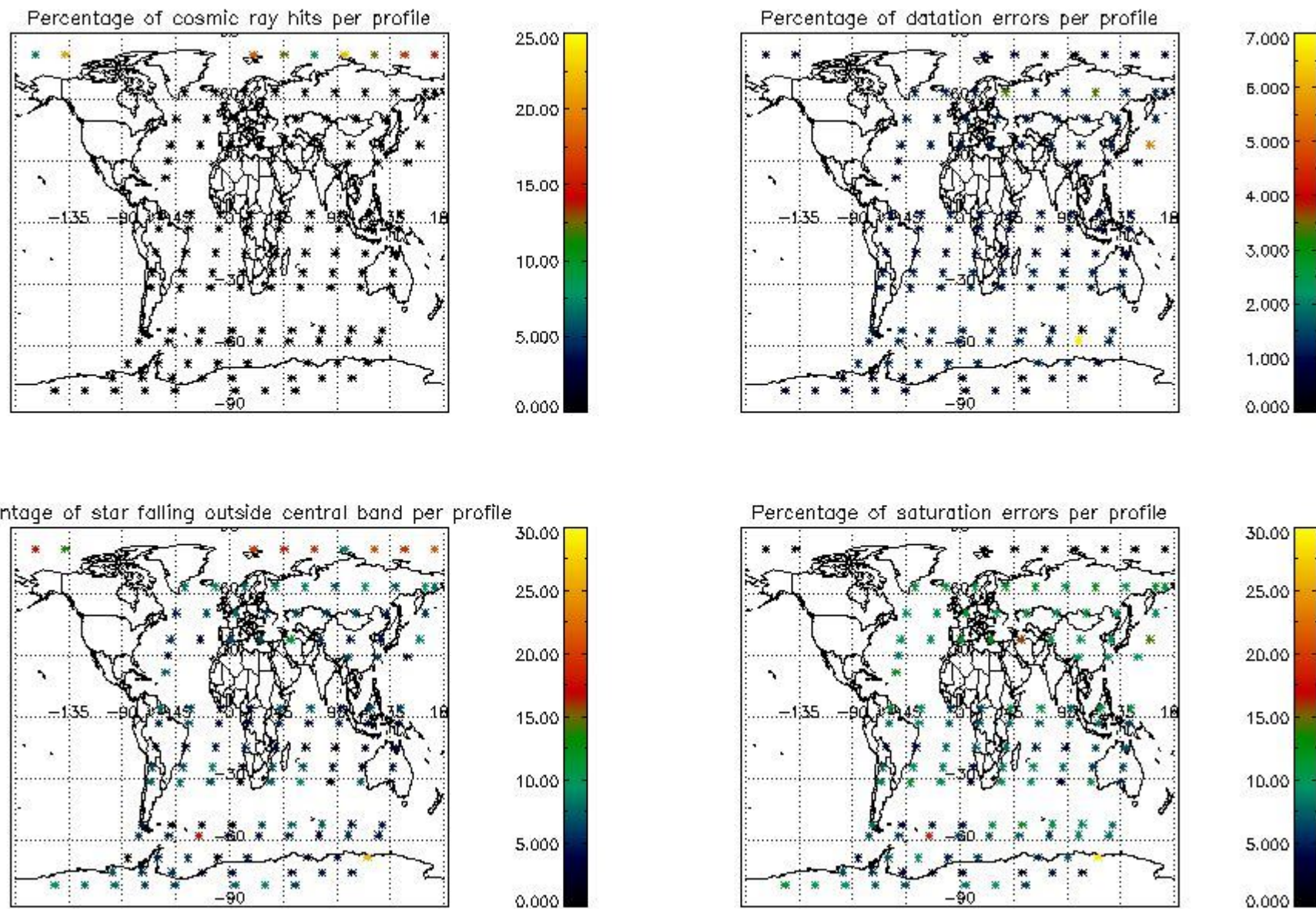
Percentage of star falling outside central band per profile



Percentage of saturation errors per profile



4.2.2 Plot level 1 quality information per product (world map): ENVISAT DESCENDING passes



5. Trace gas profiles

5.1 Ozone statistics based on quality of products

The final quality of the products can be "measured" using the STD (Standard Deviation) attached to every point profile. This information is written to the parameter GOM_NL__2P/NL_LOCAL_SPECIES_DENSITY/o3_std of the level 2 products. The table below shows the statistics for given STD ranges.

The statistics are given with respect to the overall valid production:

- Products without fatal errors: GOM_NL__2P/MPH/PRODUCT_ERR=0
- Valid point profile: GOM_NL__2P/NL_LOCAL_SPECIES_DENSITY/pcd(0)=0

The 'Criteria' is applied to valid points of dark limb products:

- Products in dark limb illumination condition: GOM_NL__2P/NL_SUMMARY_QUALITY/obs_ill_cond=0
- Products without fatal errors: GOM_NL__2P/MPH/PRODUCT_ERR=0
- Valid point profile: GOM_NL__2P/NL_LOCAL_SPECIES_DENSITY/pcd(0)=0

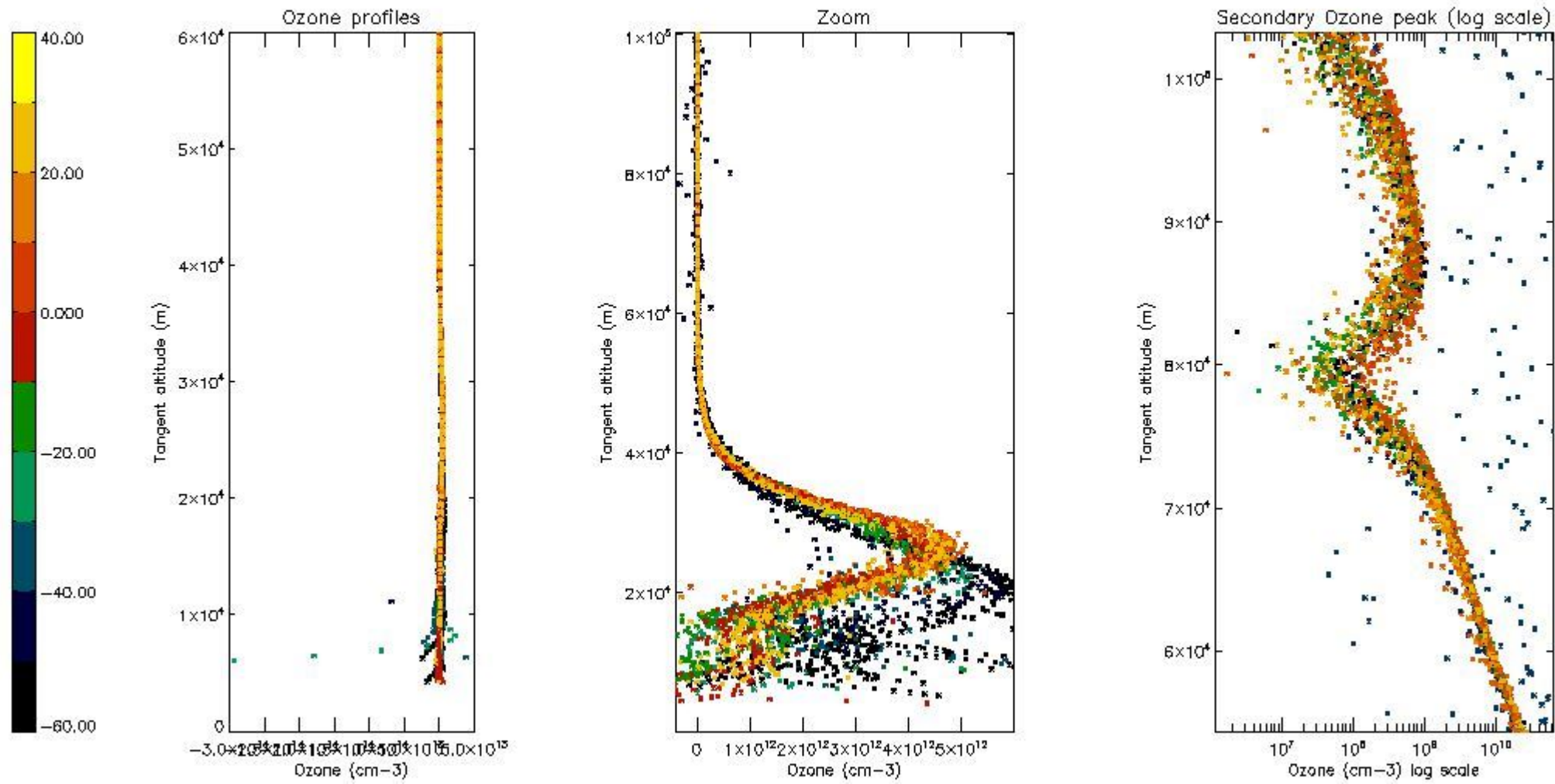
So, the table below shows the percentage of dark limb and valid observations for each criteria with respect to the overall valid daily observations.

Criteria	% of total production
All STD	37
STD < 20	21

STD < 10	19
STD < 5	14

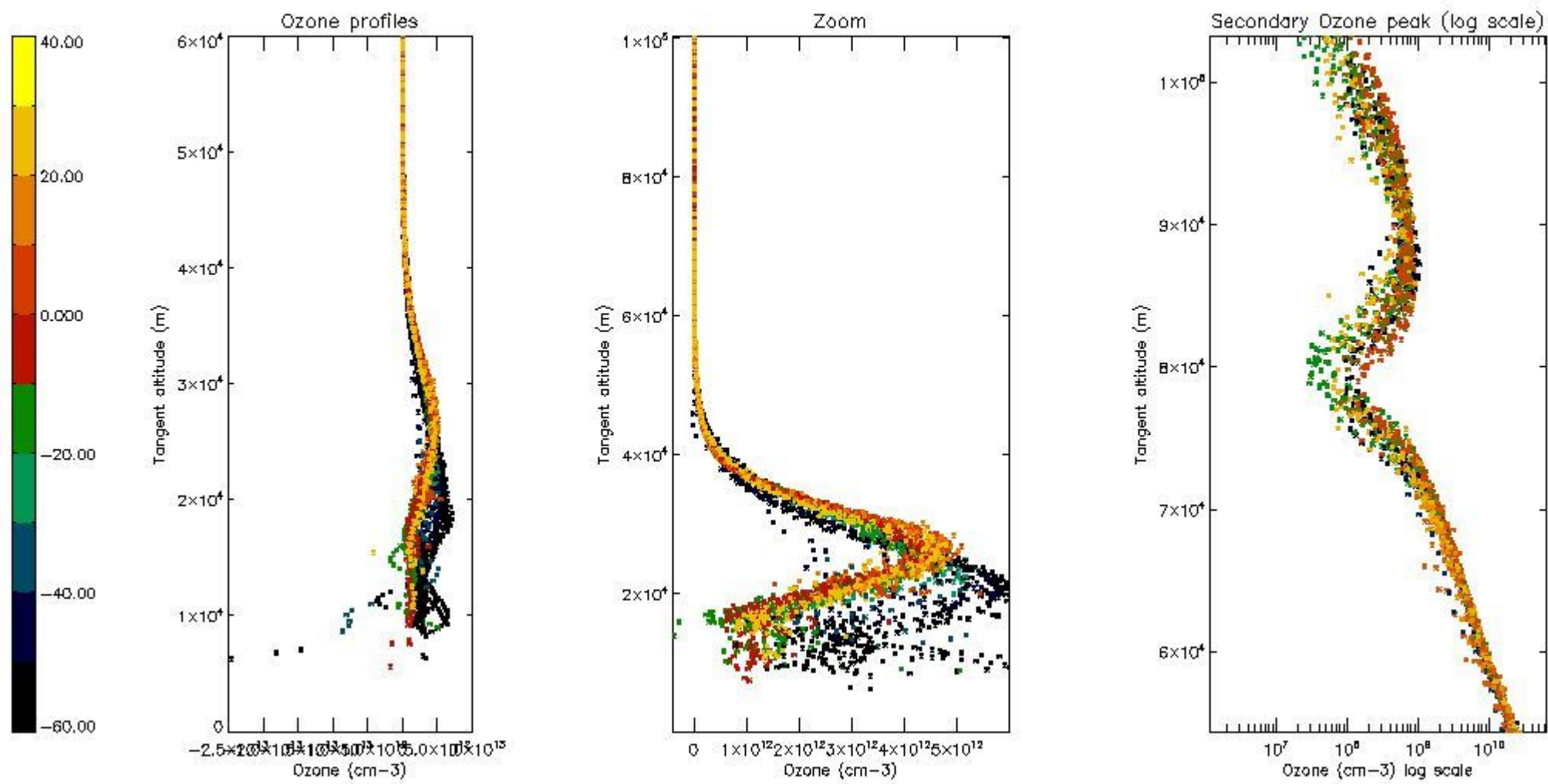
5.2 Plot ozone profiles for all STD (dark without errors)

The colorbar represents the latitude.



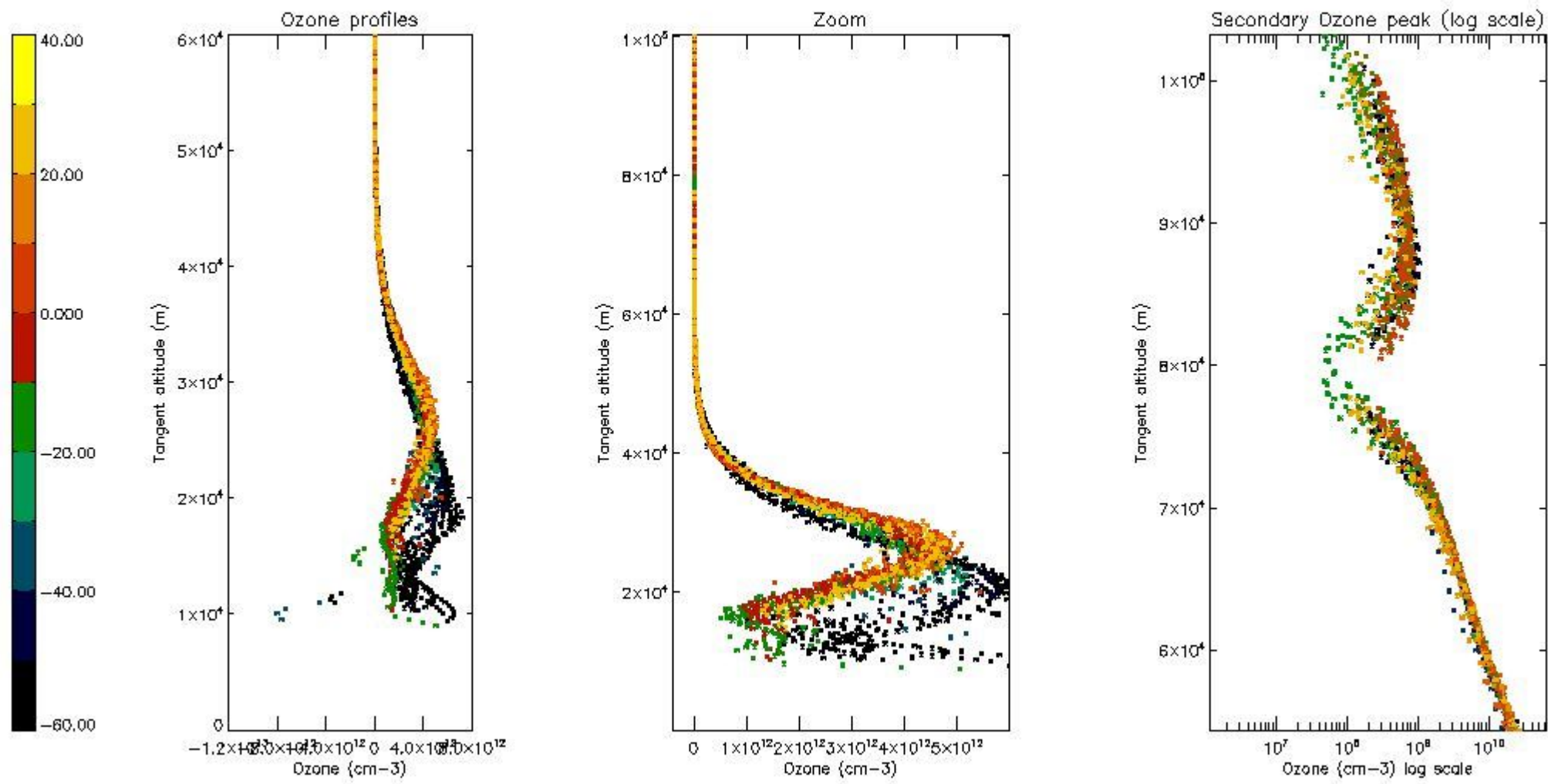
5.3 Plot ozone profiles where STD < 20% (dark without errors)

The colorbar represents the latitude.



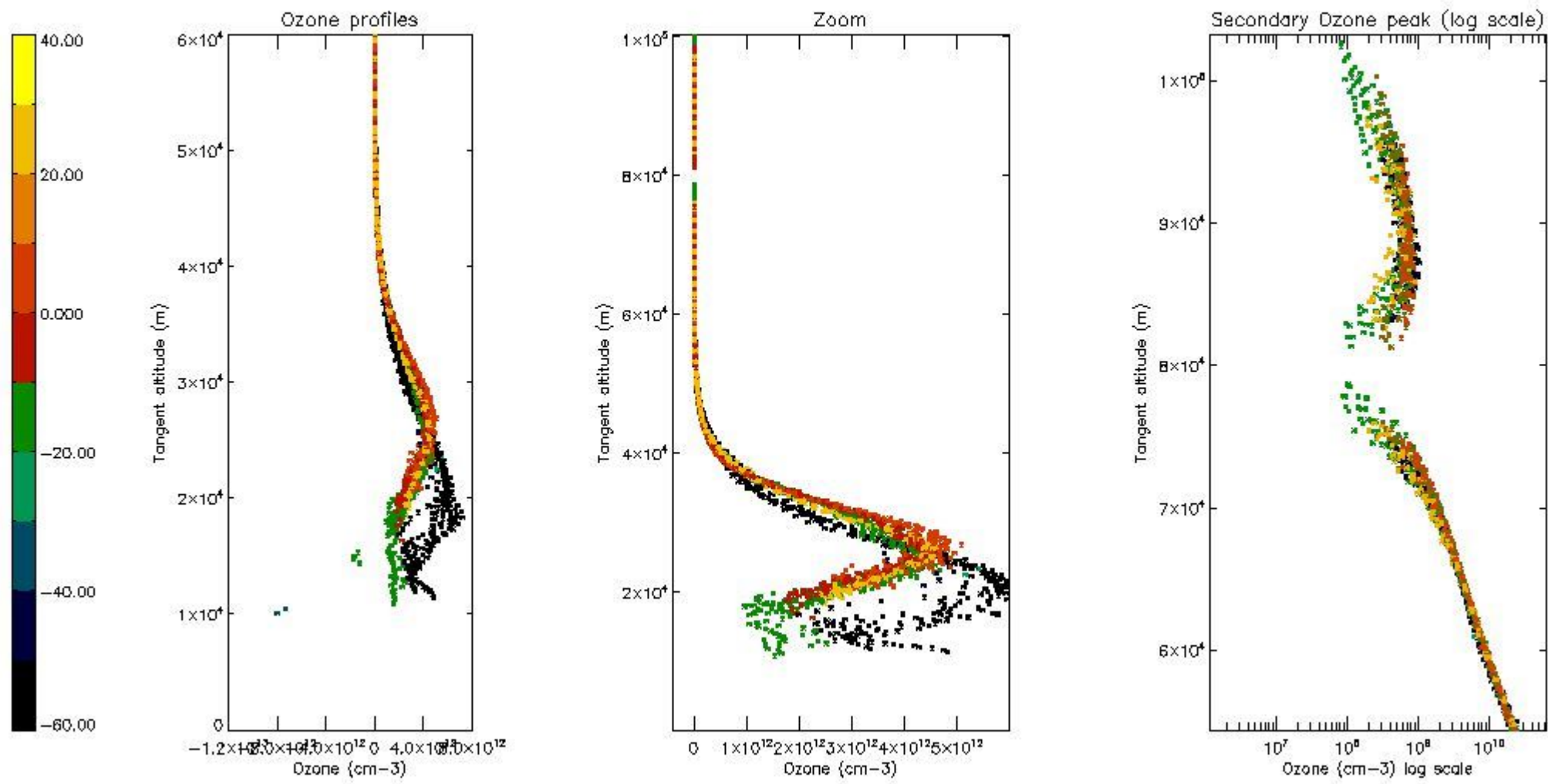
5.4 Plot ozone profiles where STD < 10% (dark without errors)

The colorbar represents the latitude.



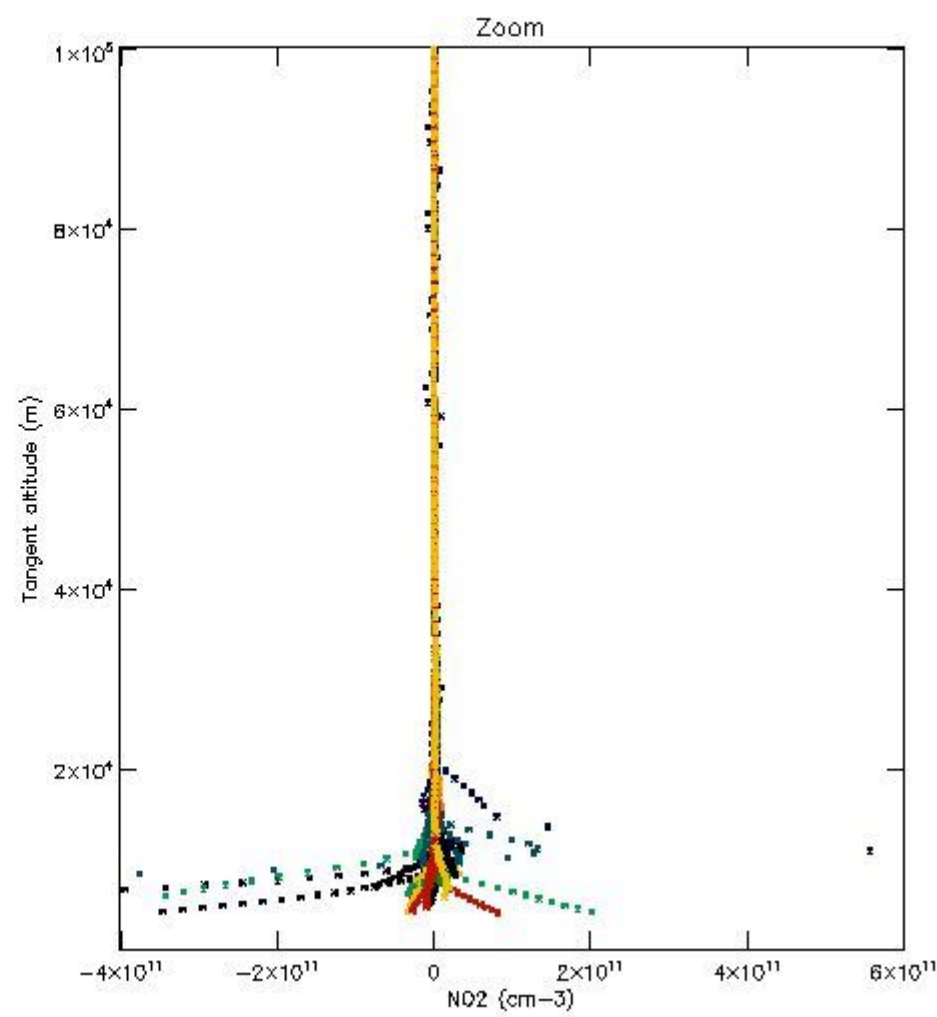
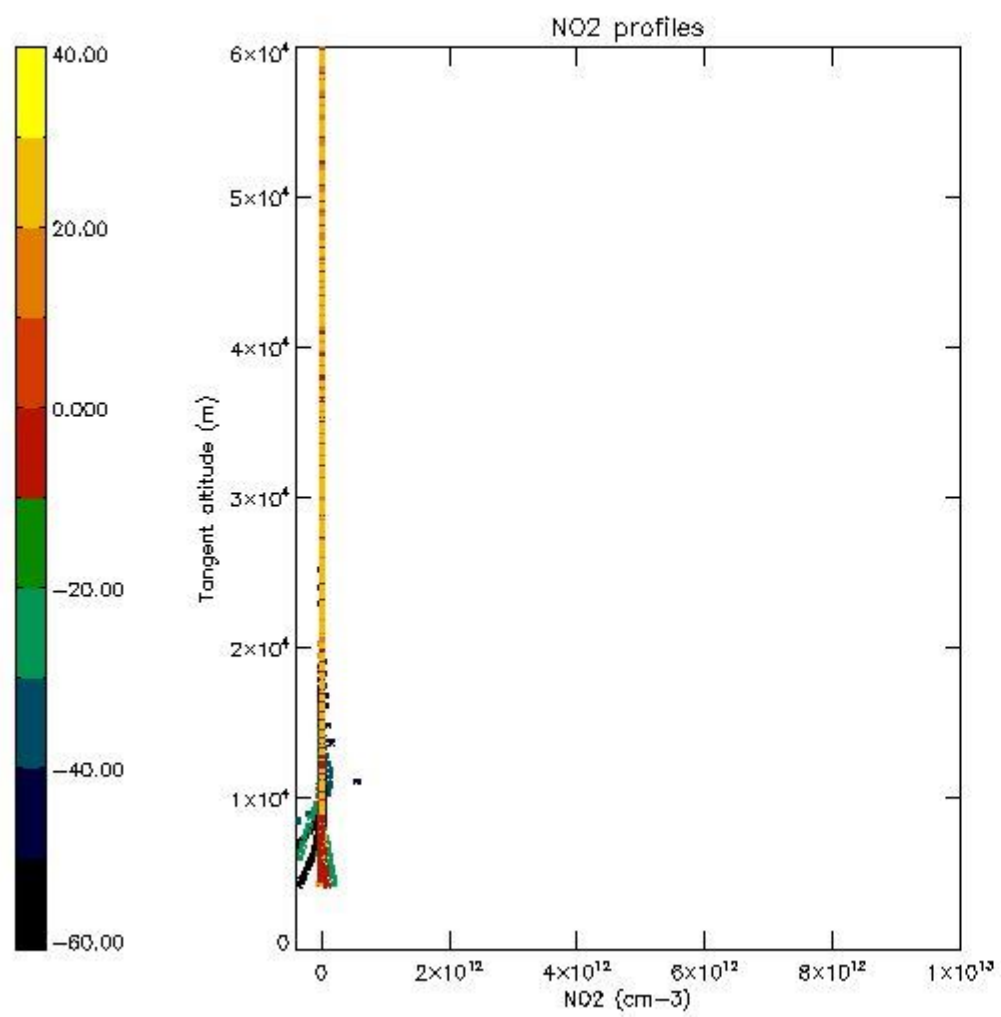
5.5 Plot ozone profiles where STD < 5% (dark without errors)

The colorbar represents the latitude.



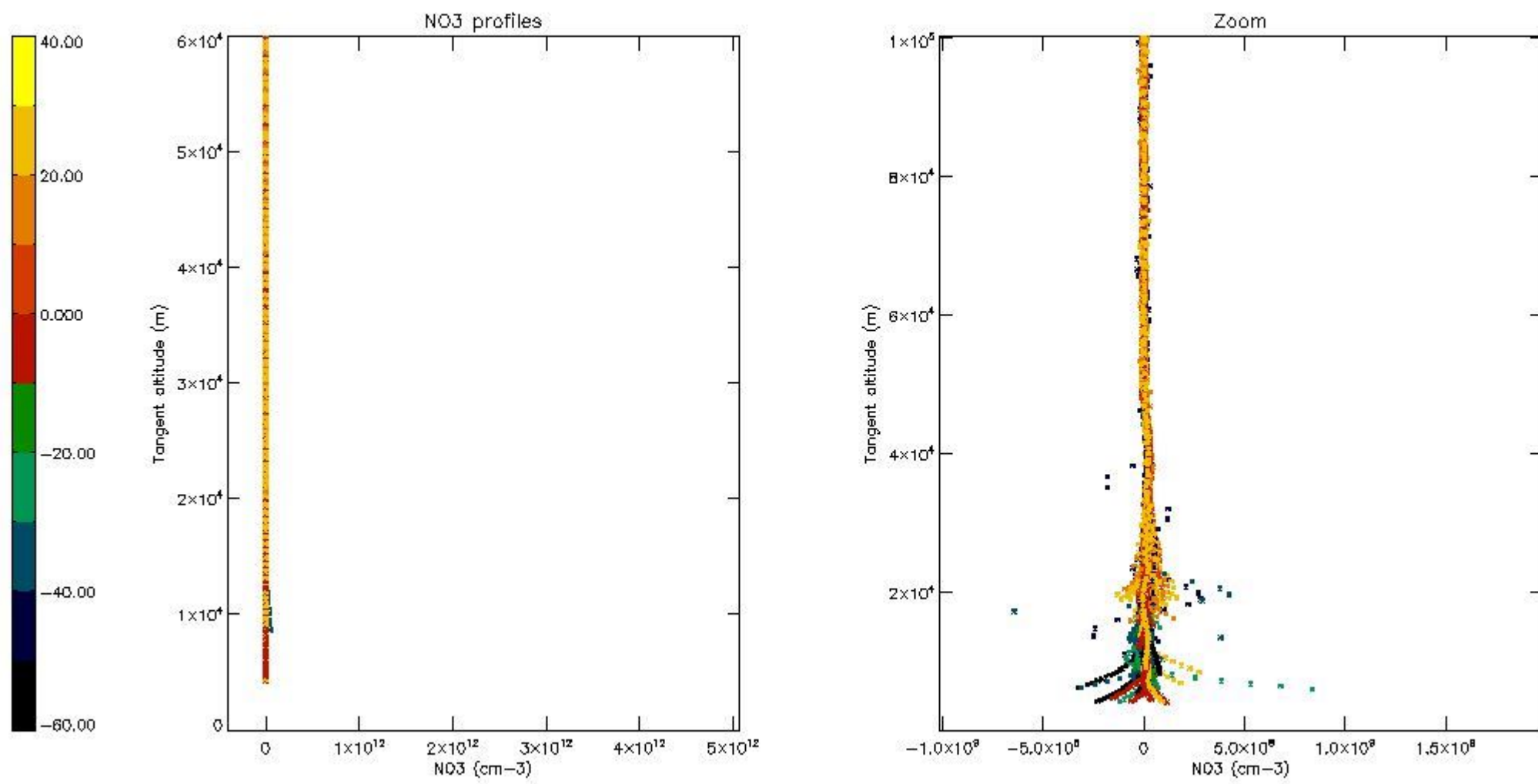
5.6 Plot NO₂ profiles for all STD (dark without errors)

The colorbar represents the latitude.



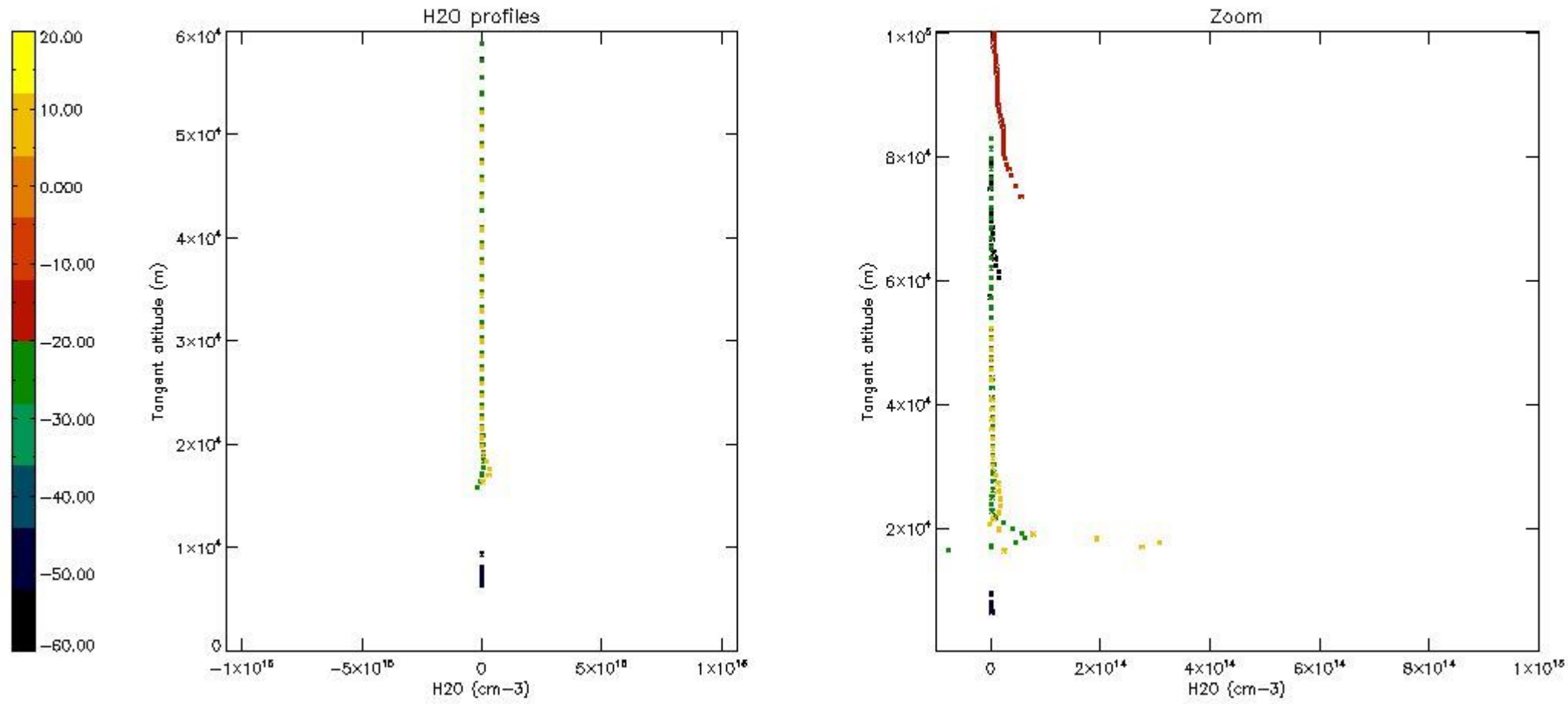
5.7 Plot NO3 profiles for all STD (dark without errors)

The colorbar represents the latitude.



5.8 Plot H2O profiles for all STD (only for occultations of stars 1,2,3,4,13,14,16,26,63 dark without errors)

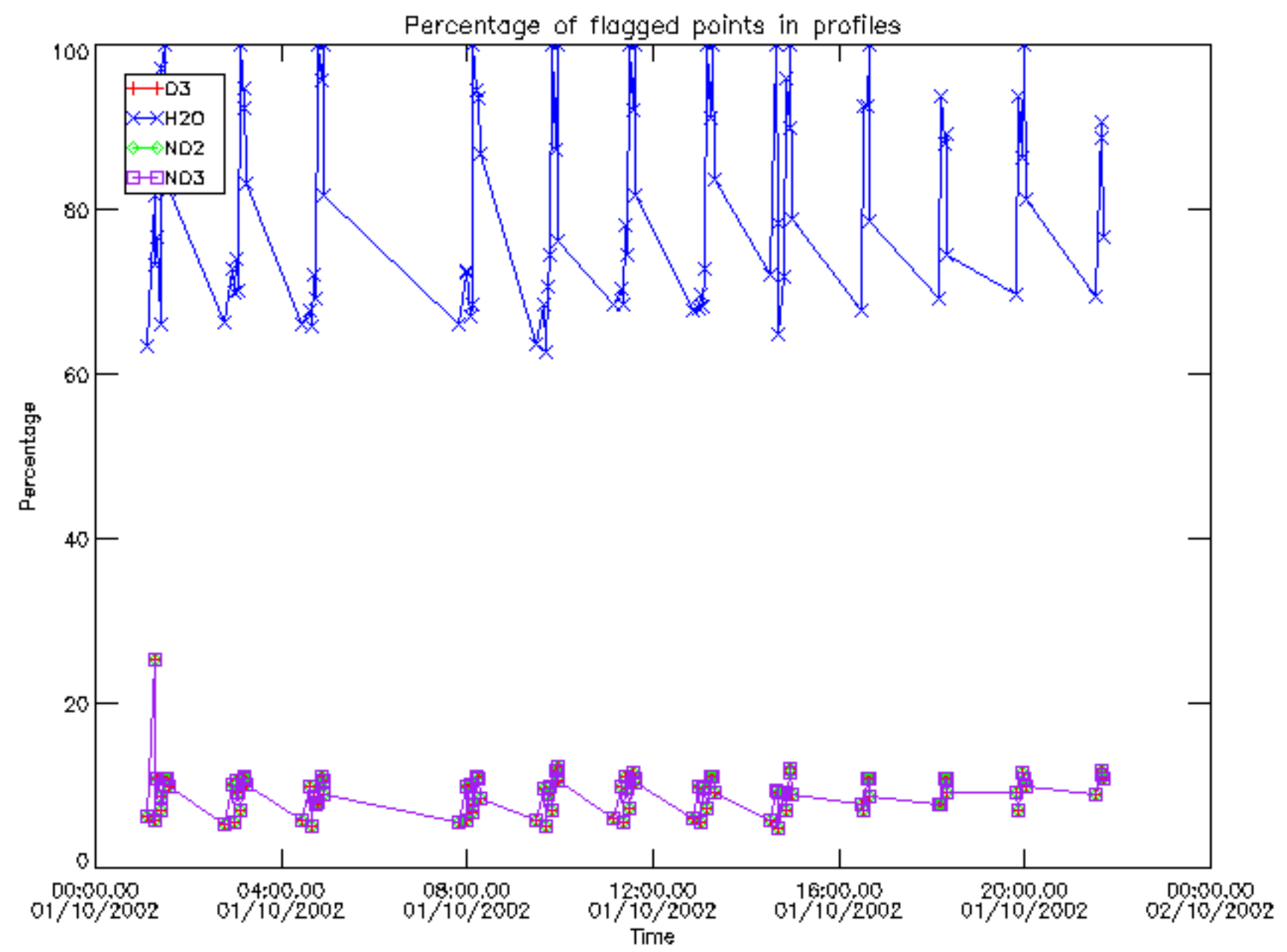
The colorbar represents the latitude.



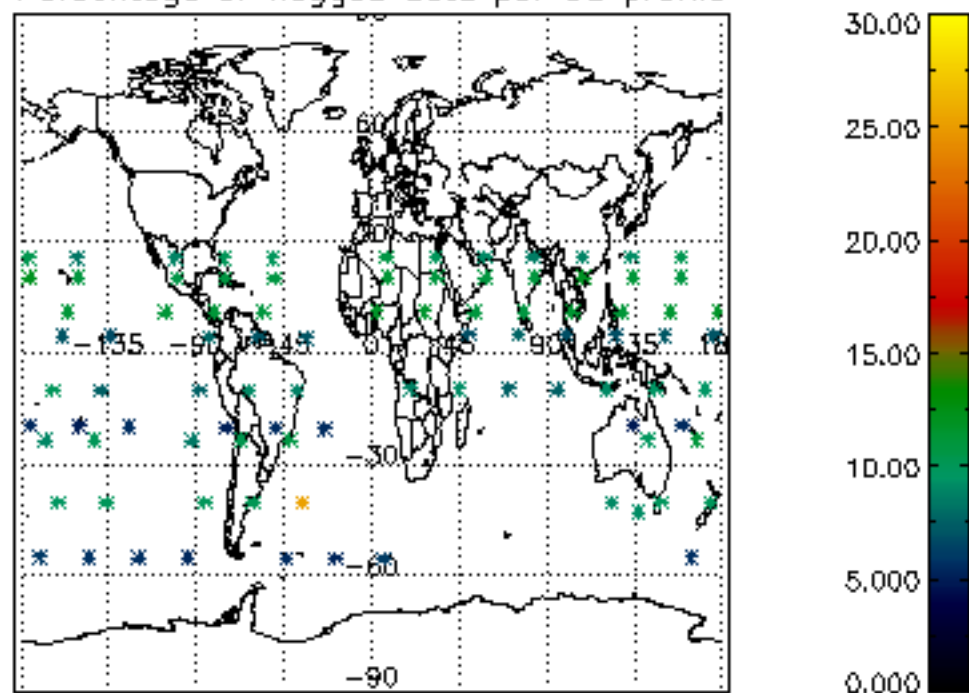
6. Auxiliary Data Files used for the production reported in section 2

The number reported in the third column indicates since which file (see list in section 2) the corresponding auxiliary file has been used. The fourth column is the date of those product files.

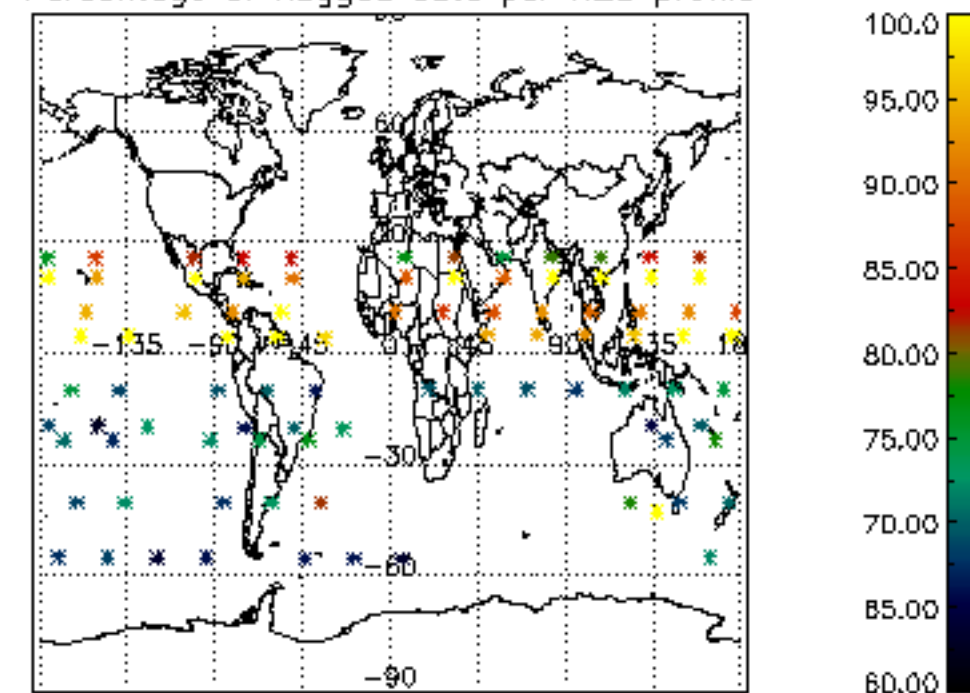
Type	Auxiliary Filename	Used since product	Used since product date
INST_PHYS_CHARACTERISTICS	GOM_INS_AXNIEC20050627_150440_20020301_000000_20100101_000000	1	01-OCT-2002 00:03:43
LEVEL-2_PROC_CONFIG	GOM_PR2_AXVIEC20091111_152718_20020301_000000_20500101_000000	1	01-OCT-2002 00:03:43
CROSS_SECTIONS_FILE	GOM_CRS_AXVIEC20091111_154832_20020301_000000_20500101_000000	1	01-OCT-2002 00:03:43



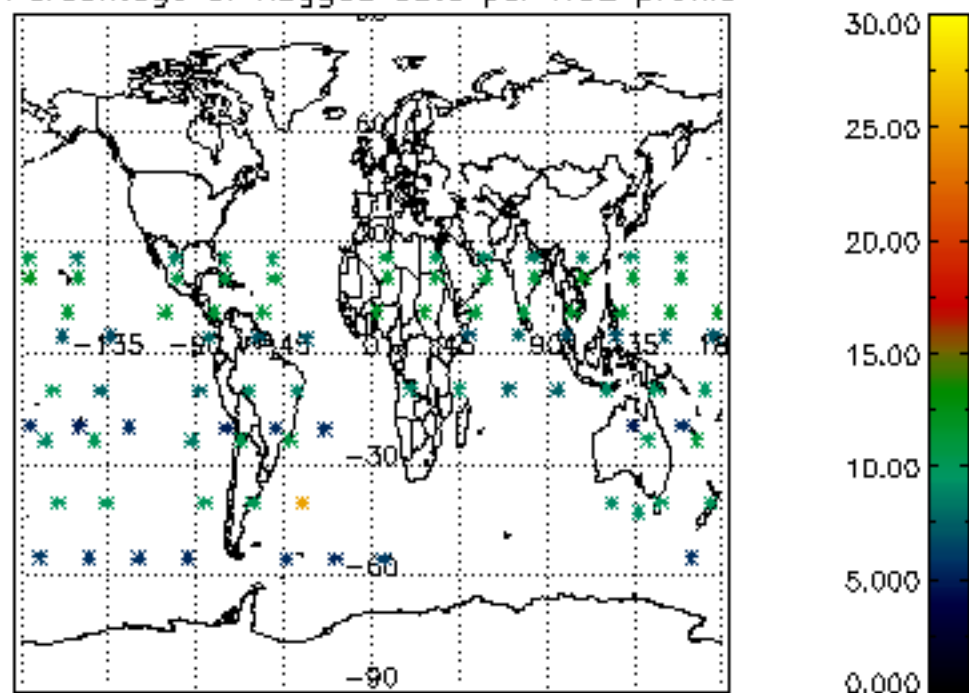
Percentage of flagged data per D3 profile



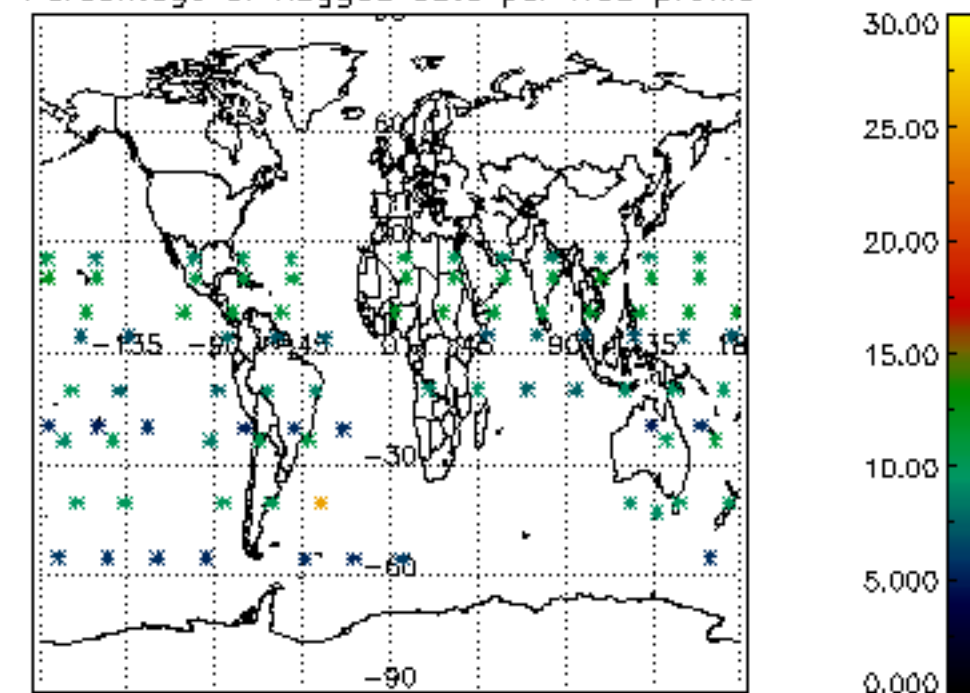
Percentage of flagged data per H2O profile

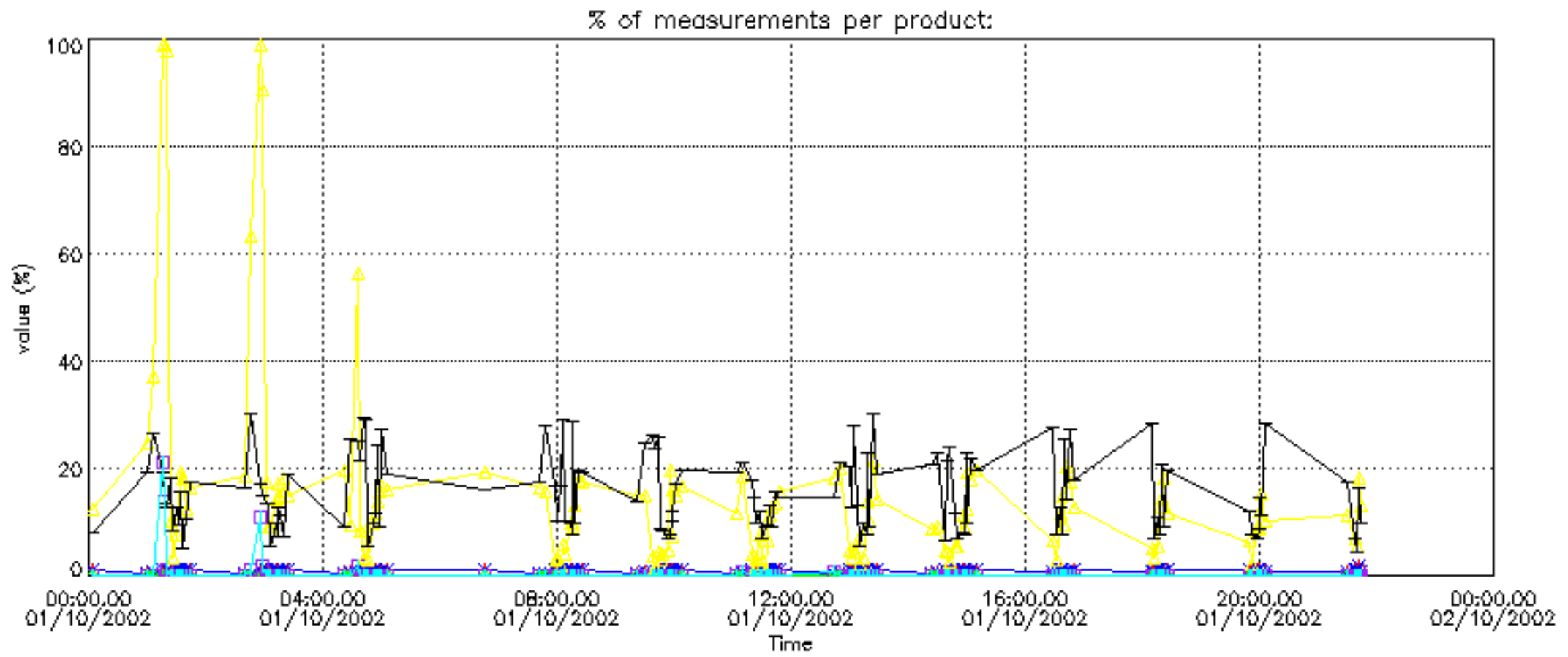


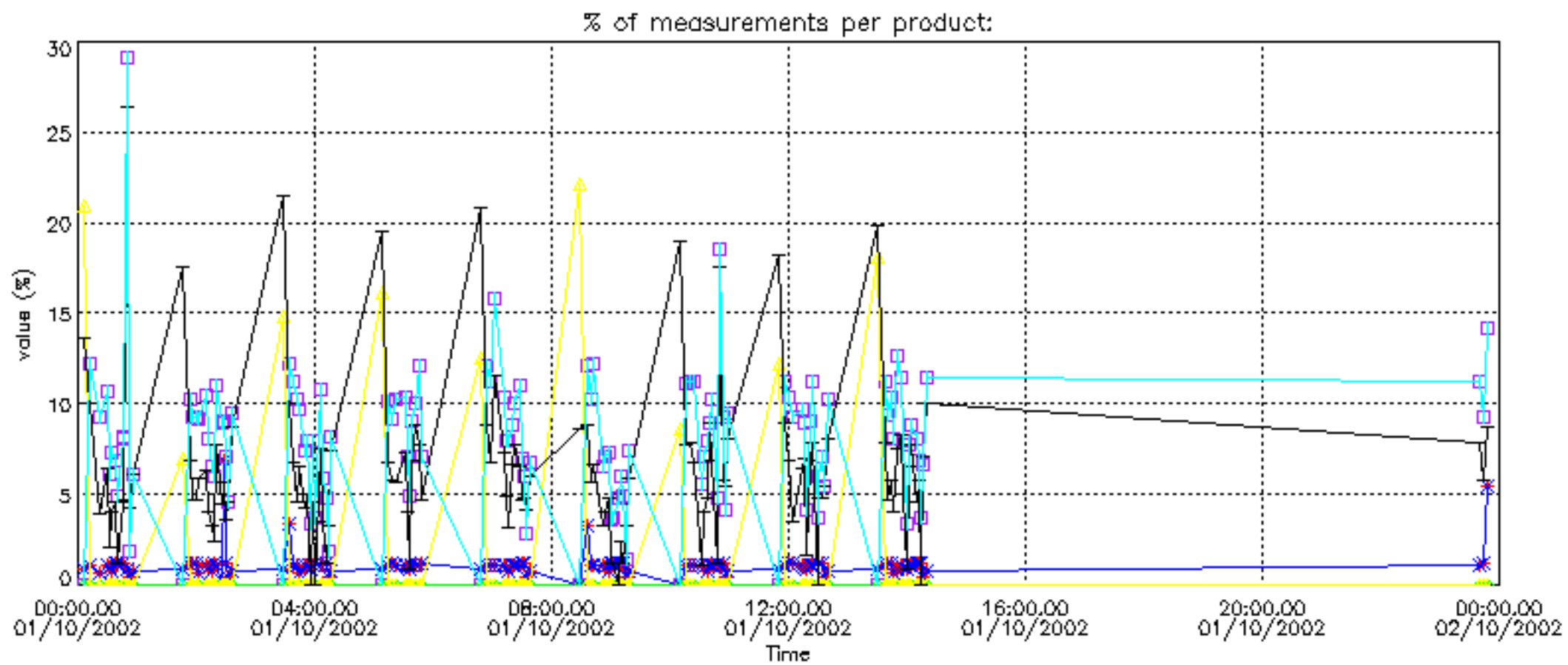
Percentage of flagged data per NO2 profile



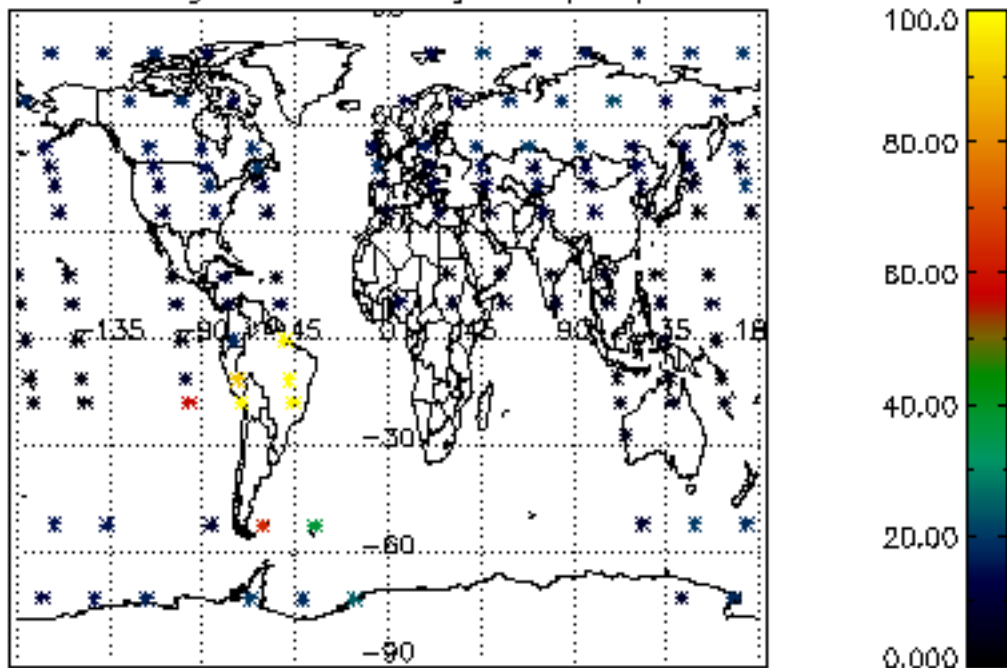
Percentage of flagged data per NO3 profile



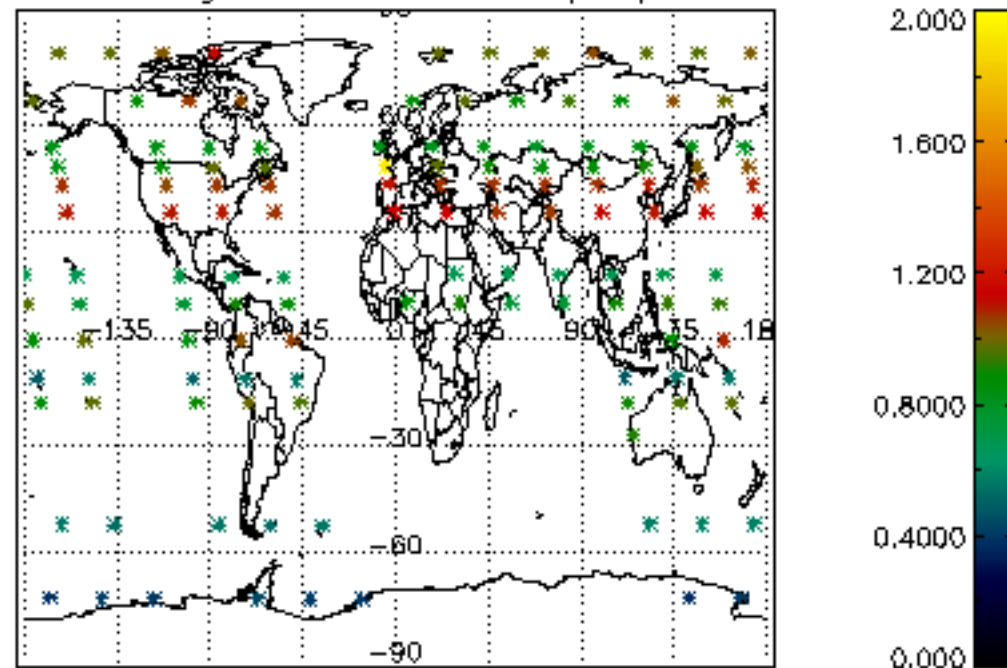




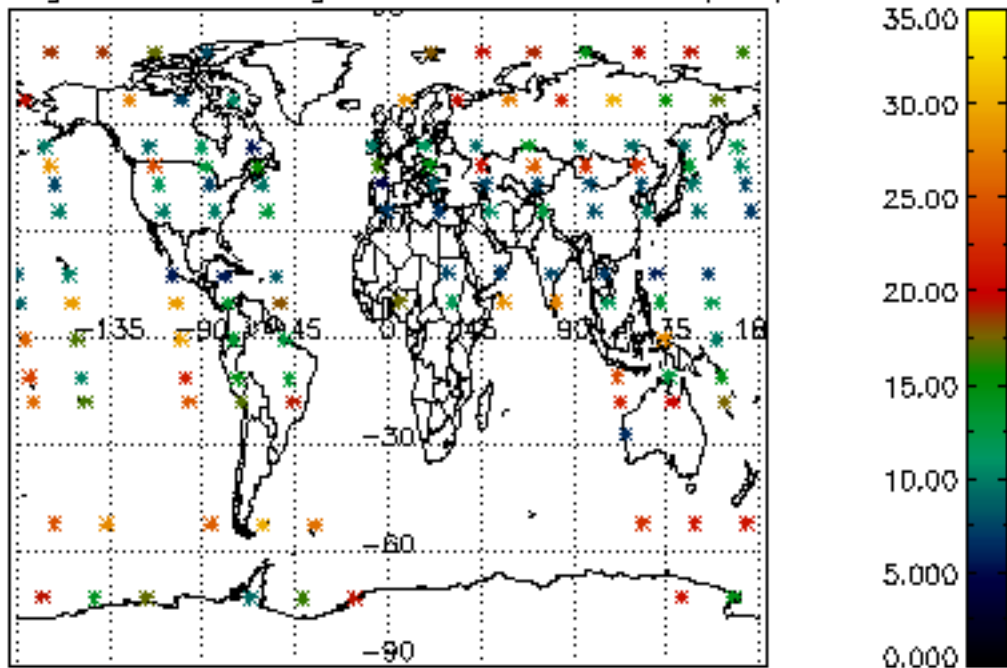
Percentage of cosmic ray hits per profile



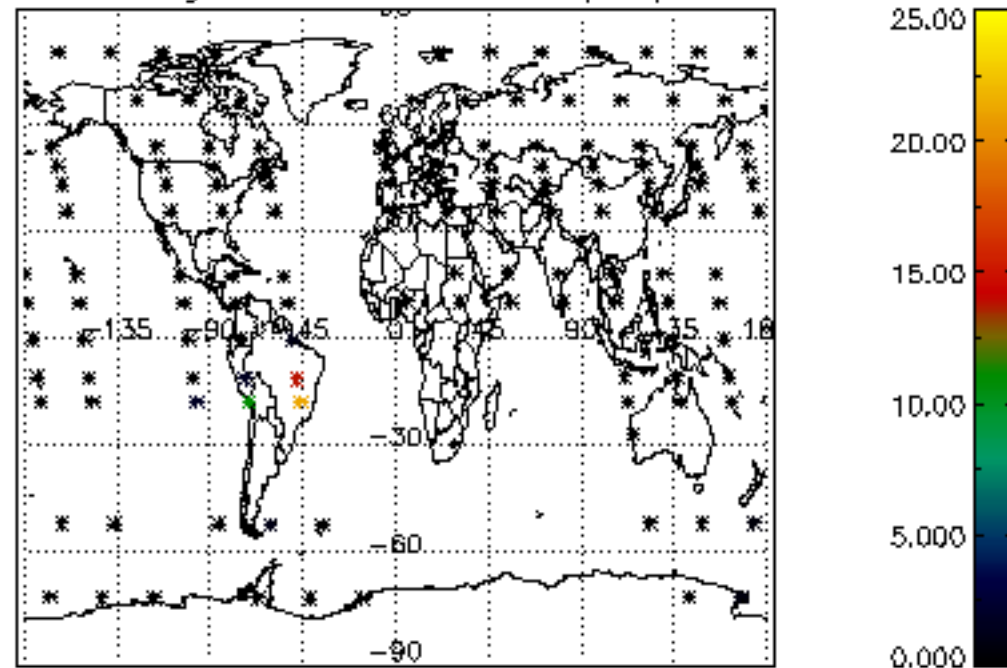
Percentage of datation errors per profile



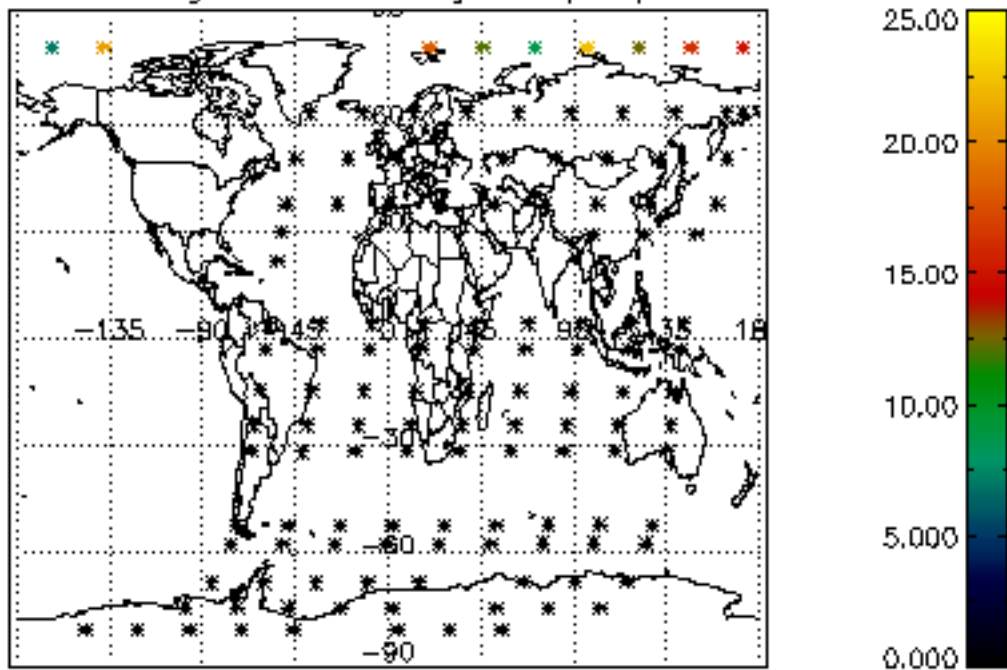
Percentage of star falling outside central band per profile



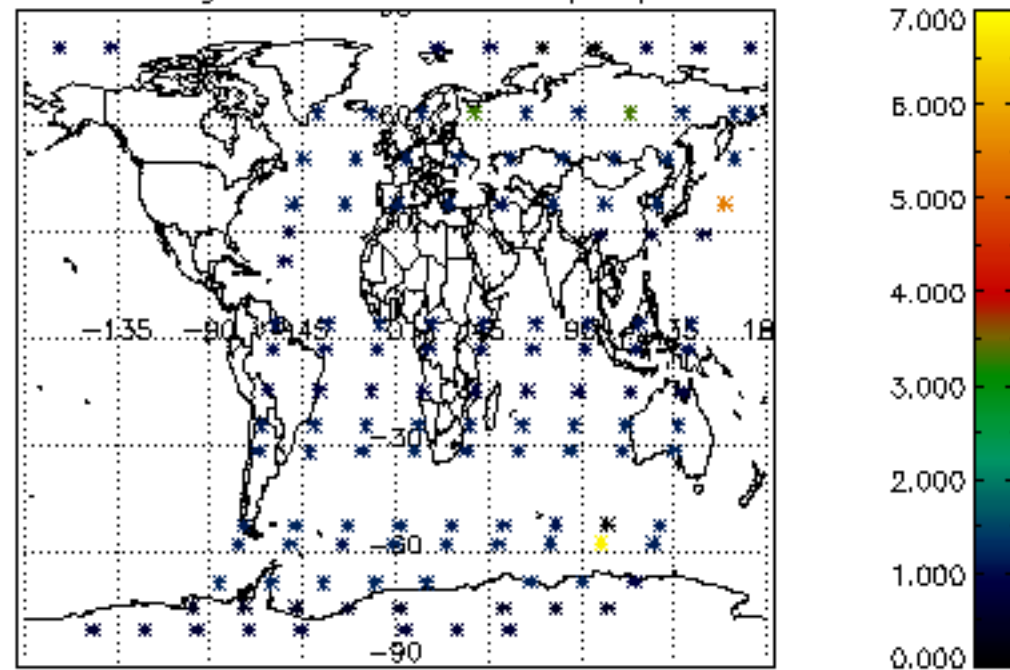
Percentage of saturation errors per profile



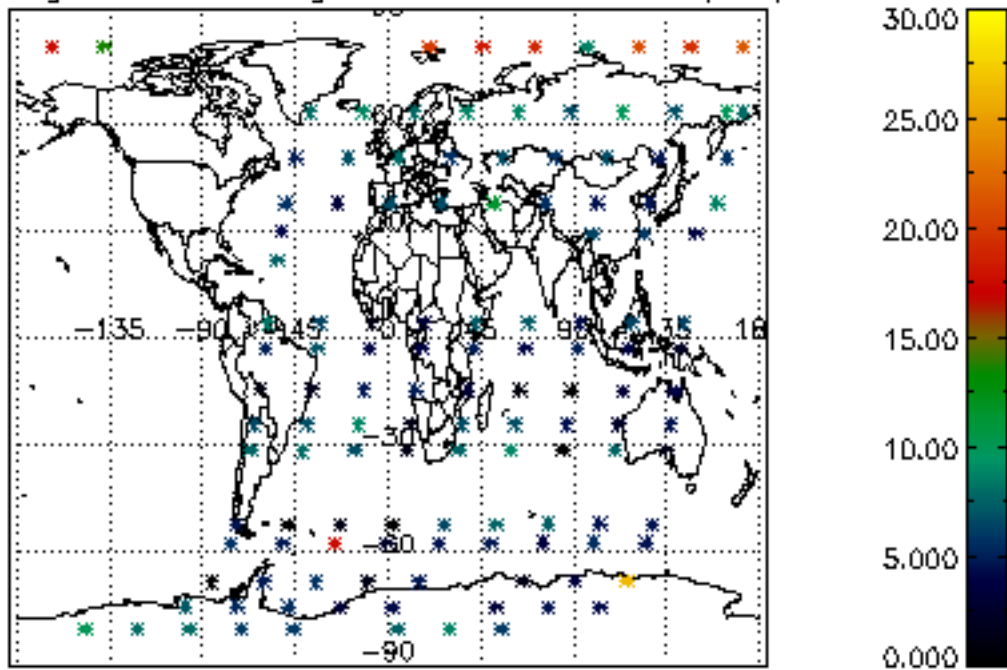
Percentage of cosmic ray hits per profile



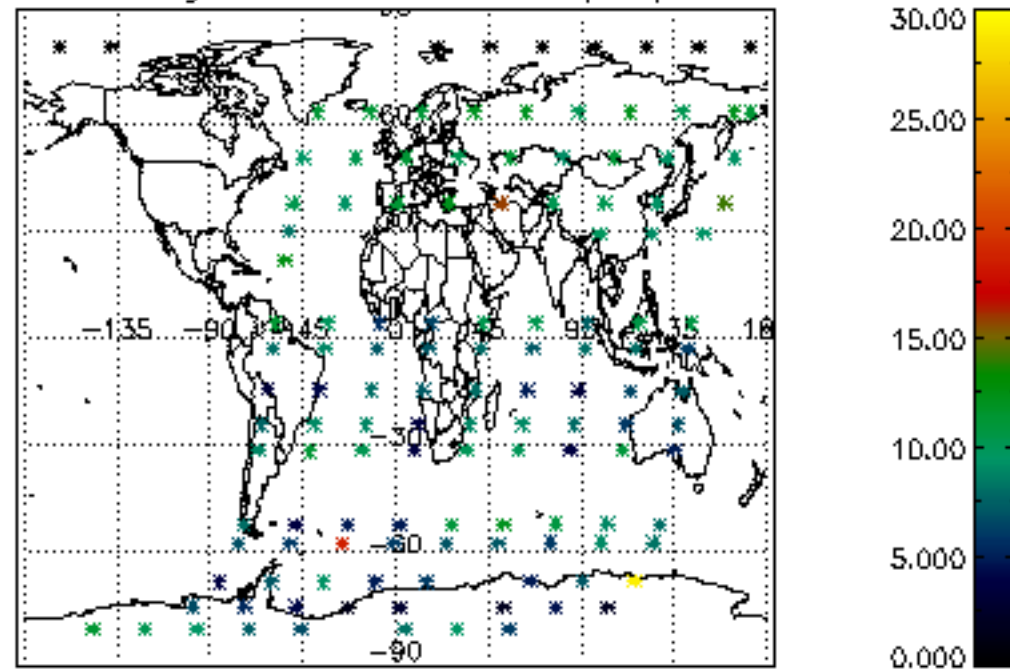
Percentage of datation errors per profile

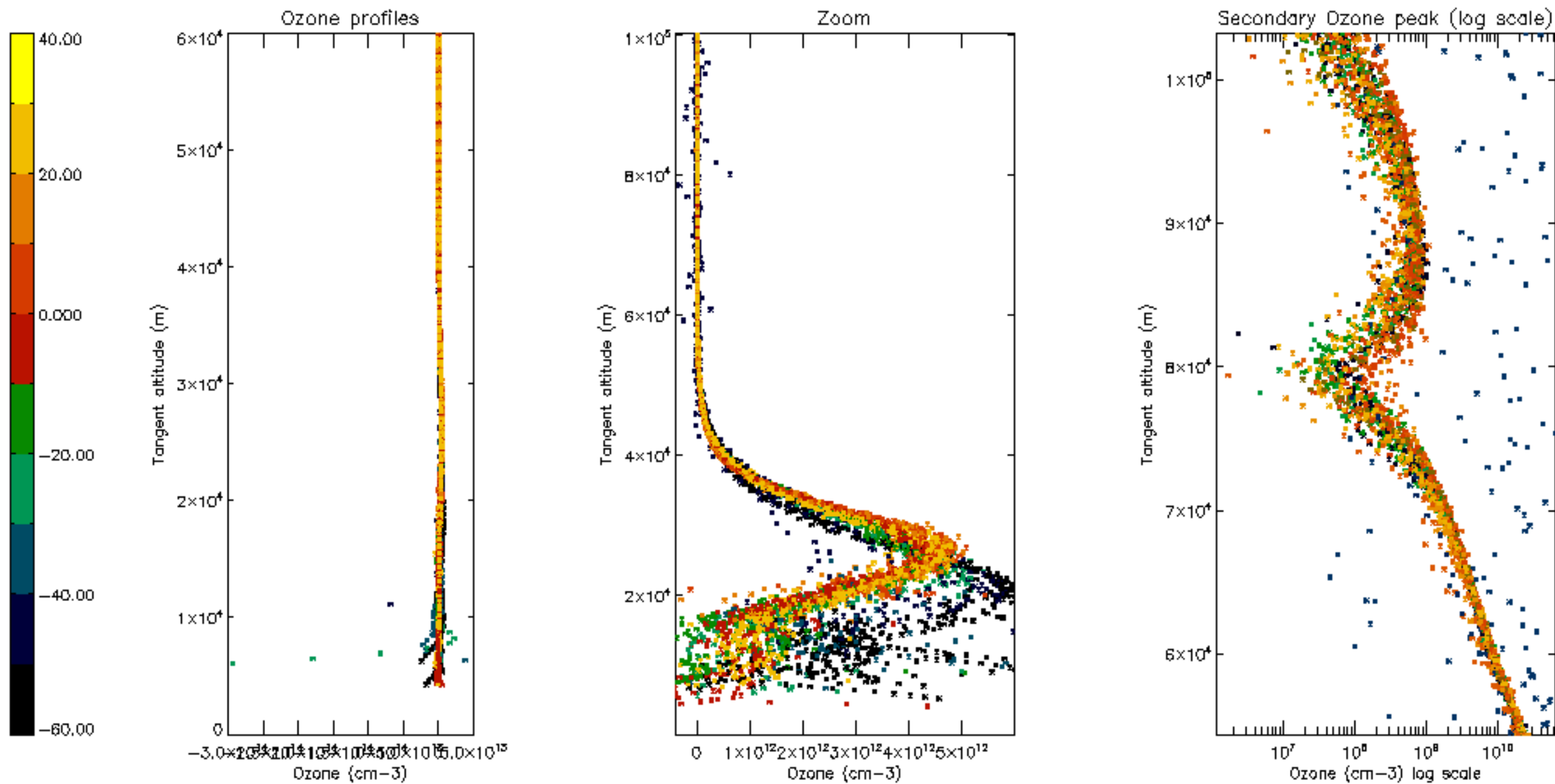


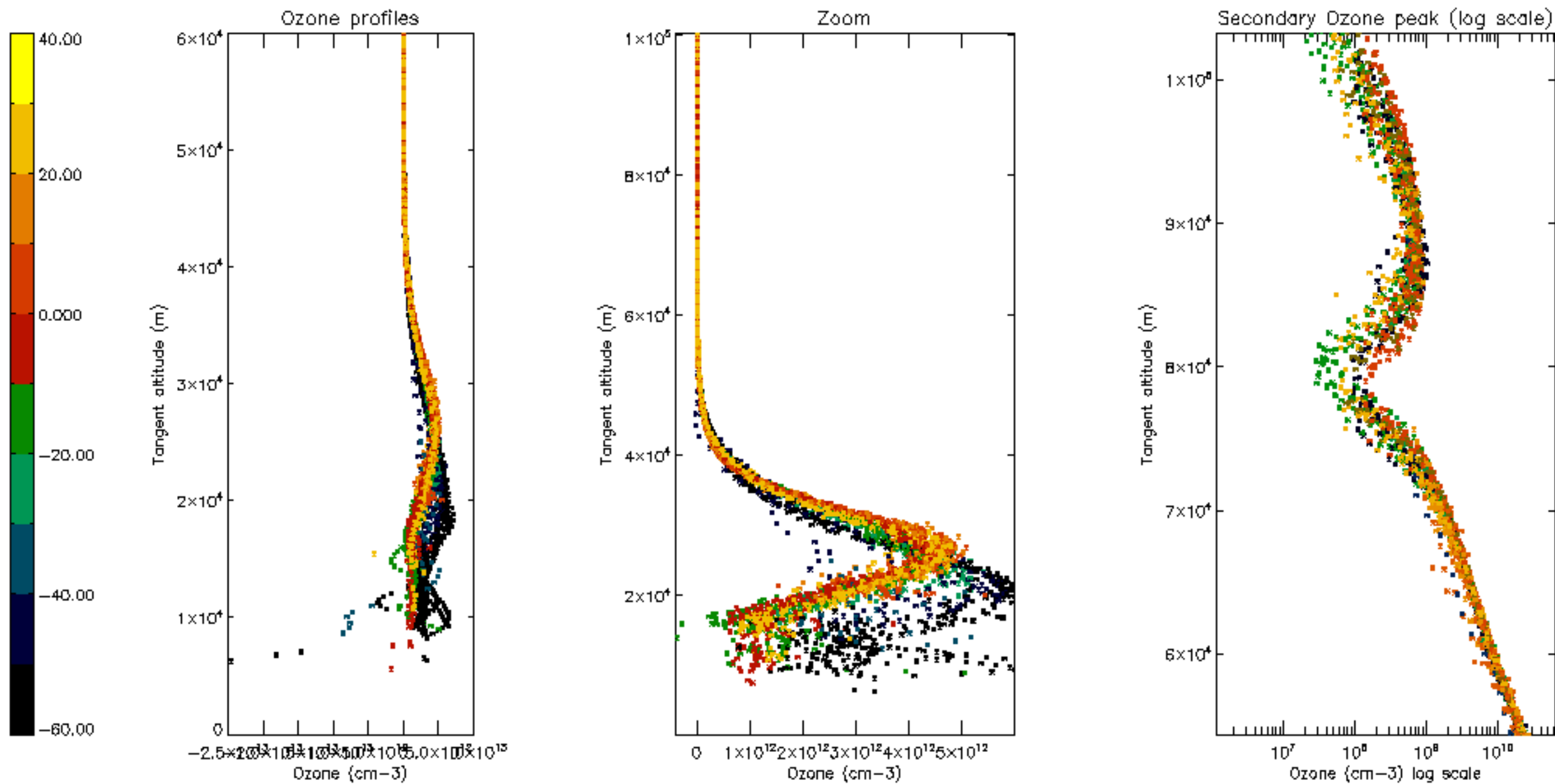
Percentage of star falling outside central band per profile

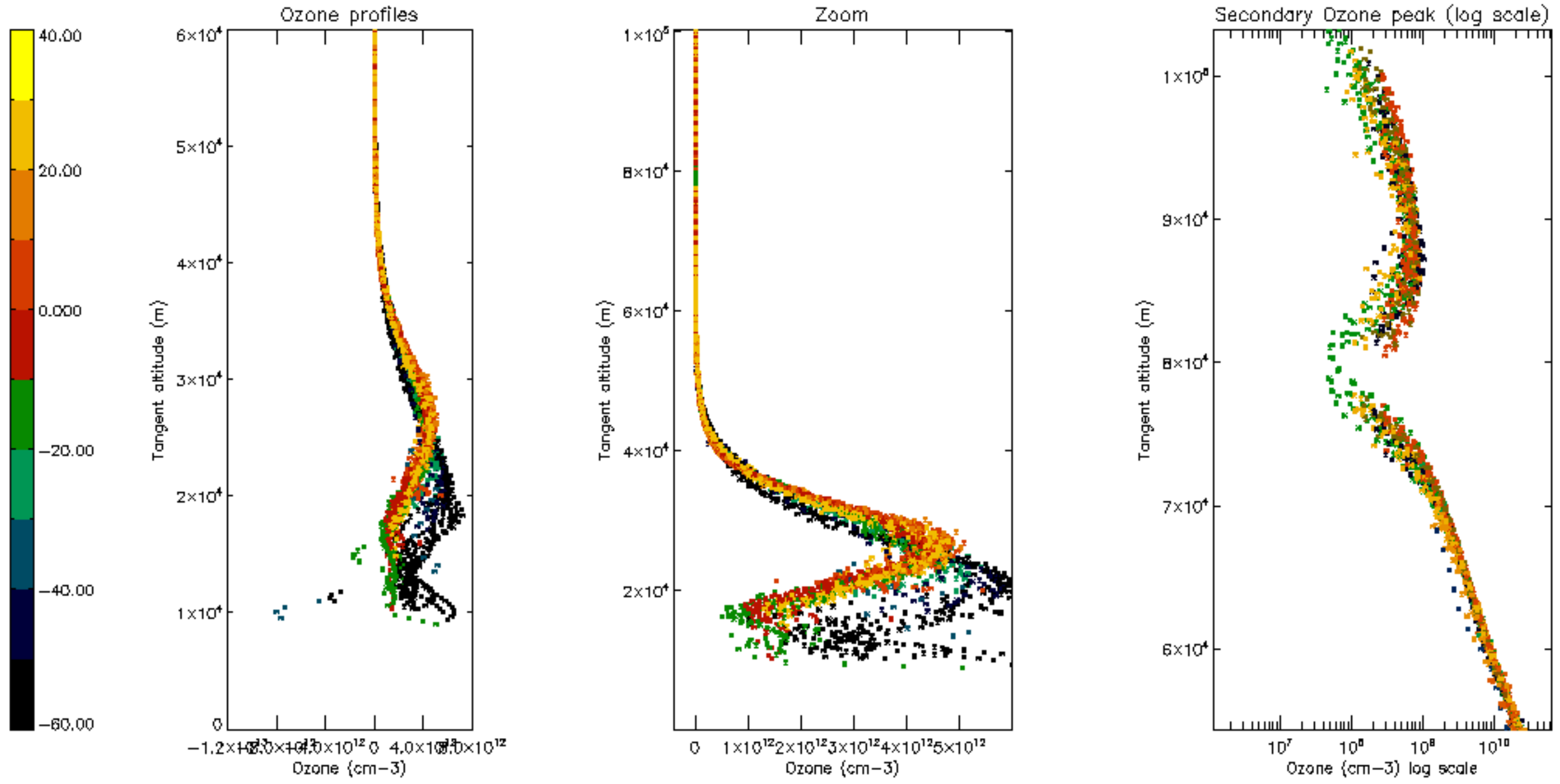


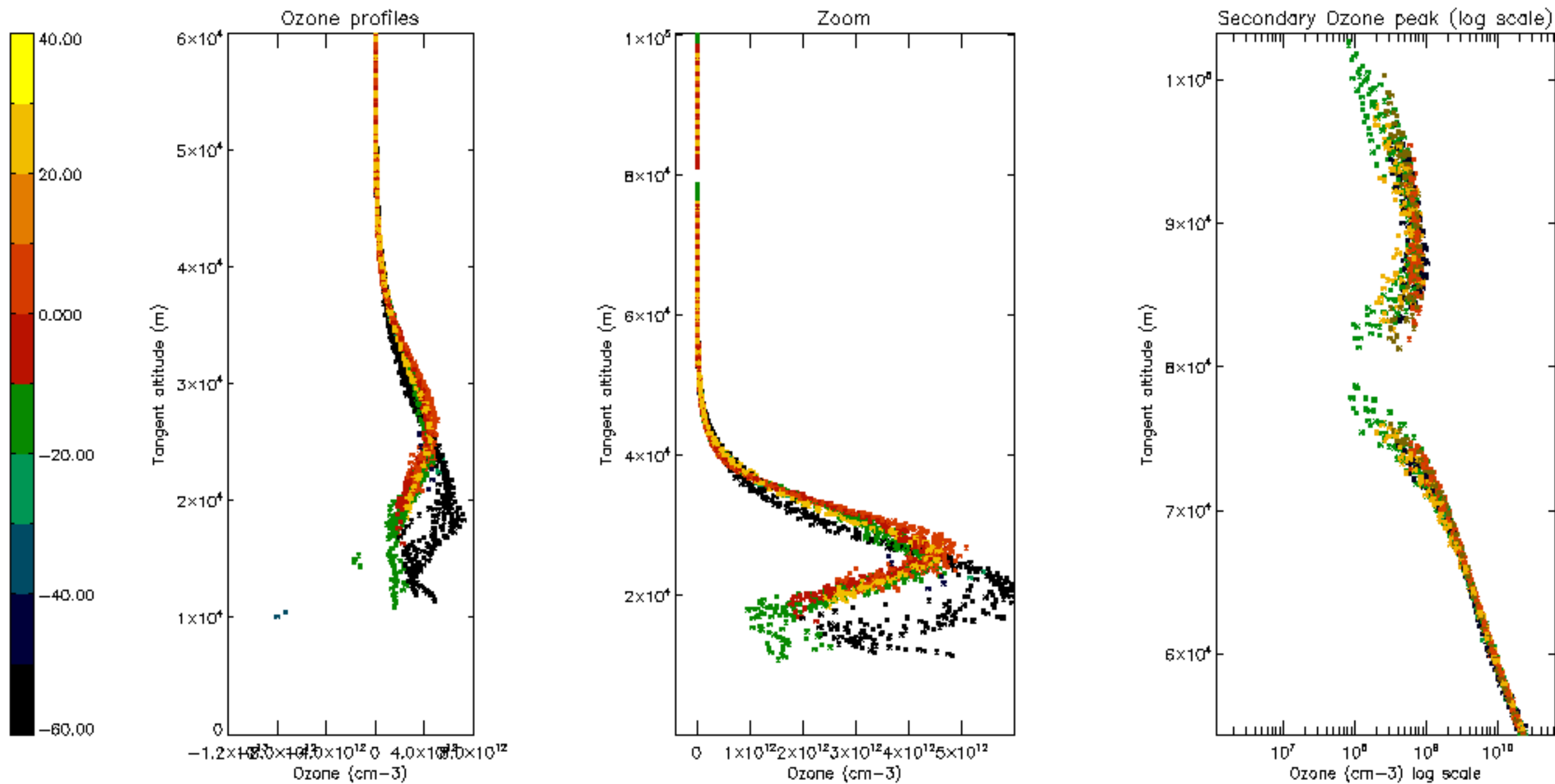
Percentage of saturation errors per profile

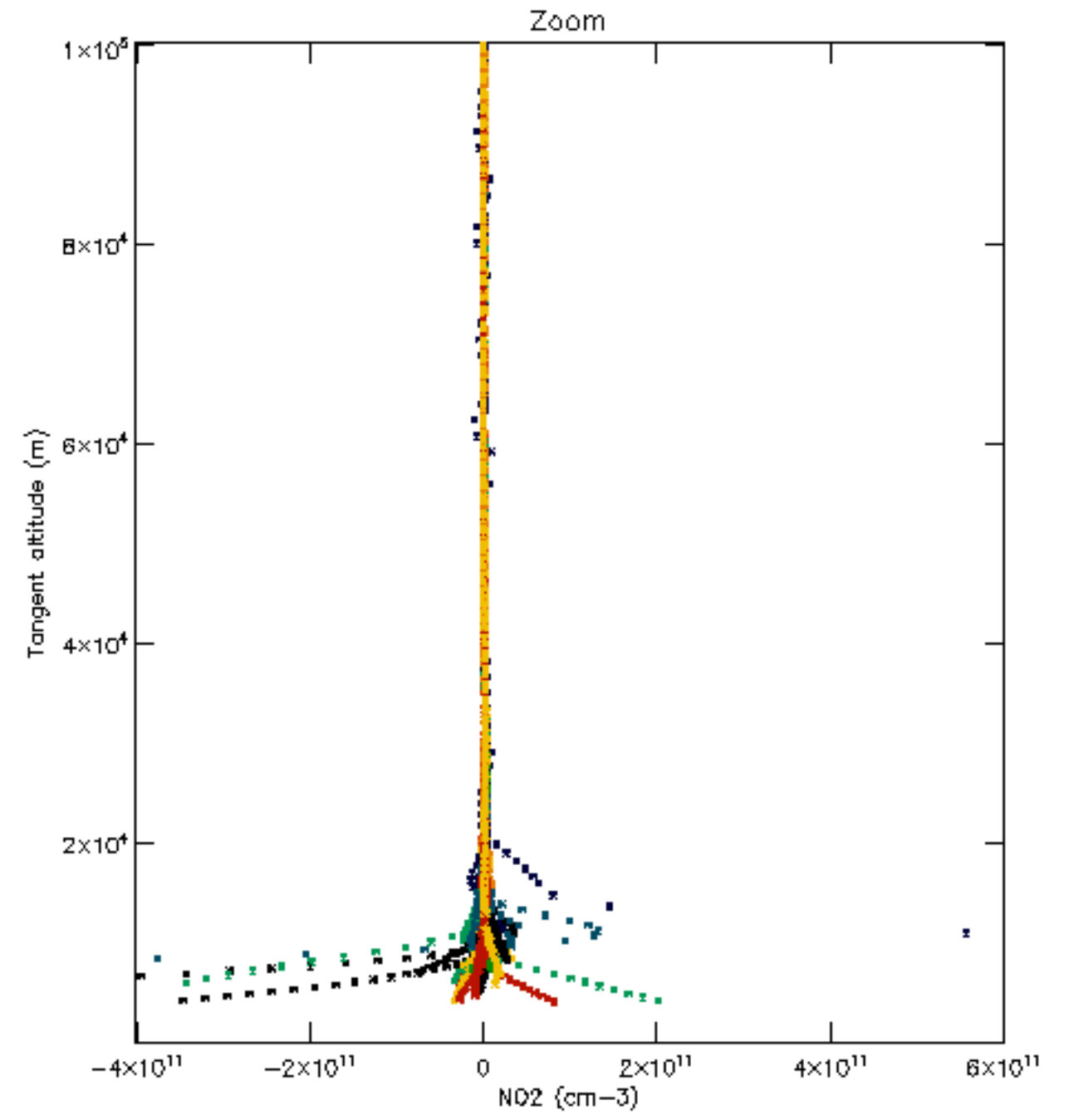
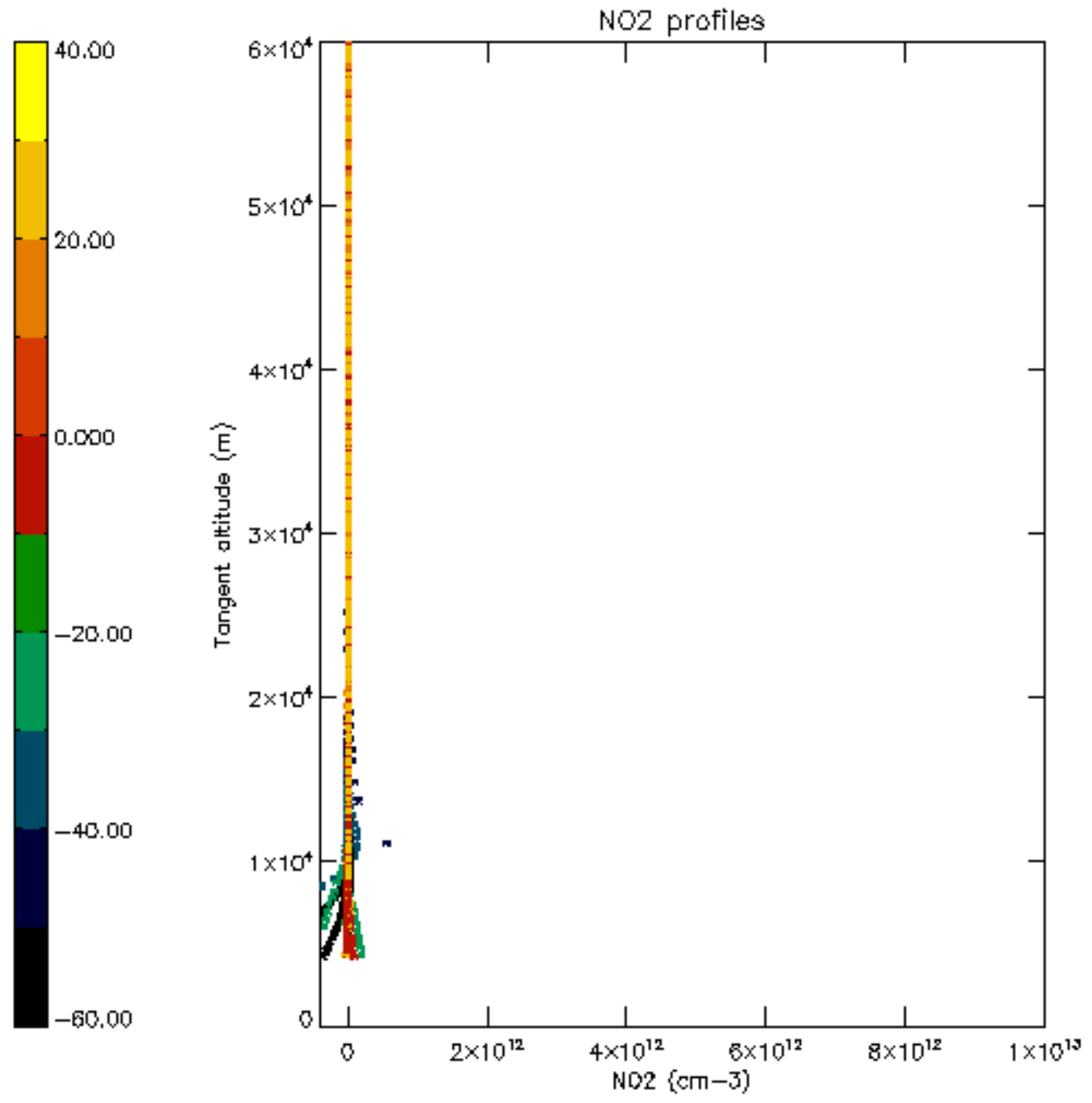


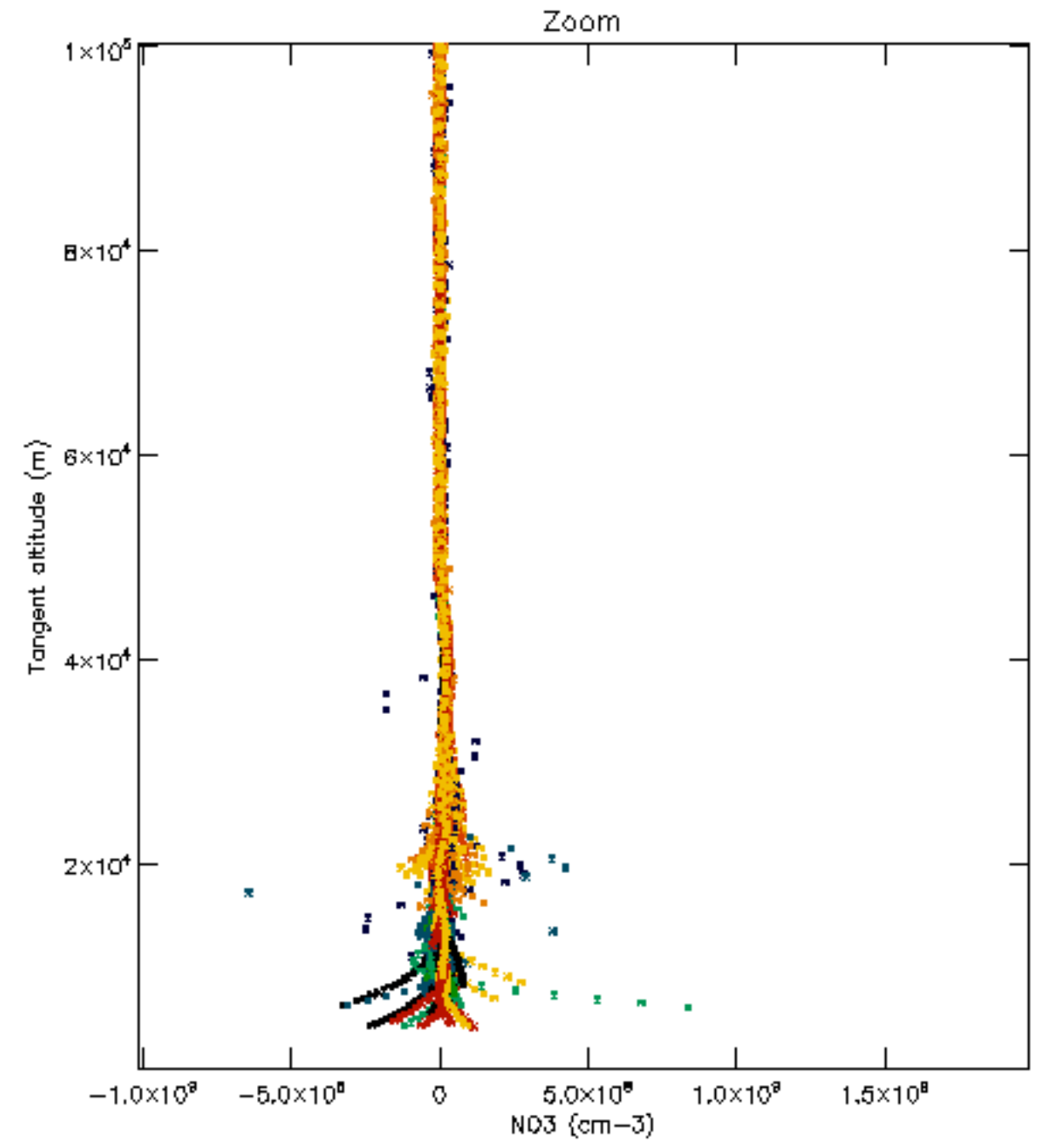
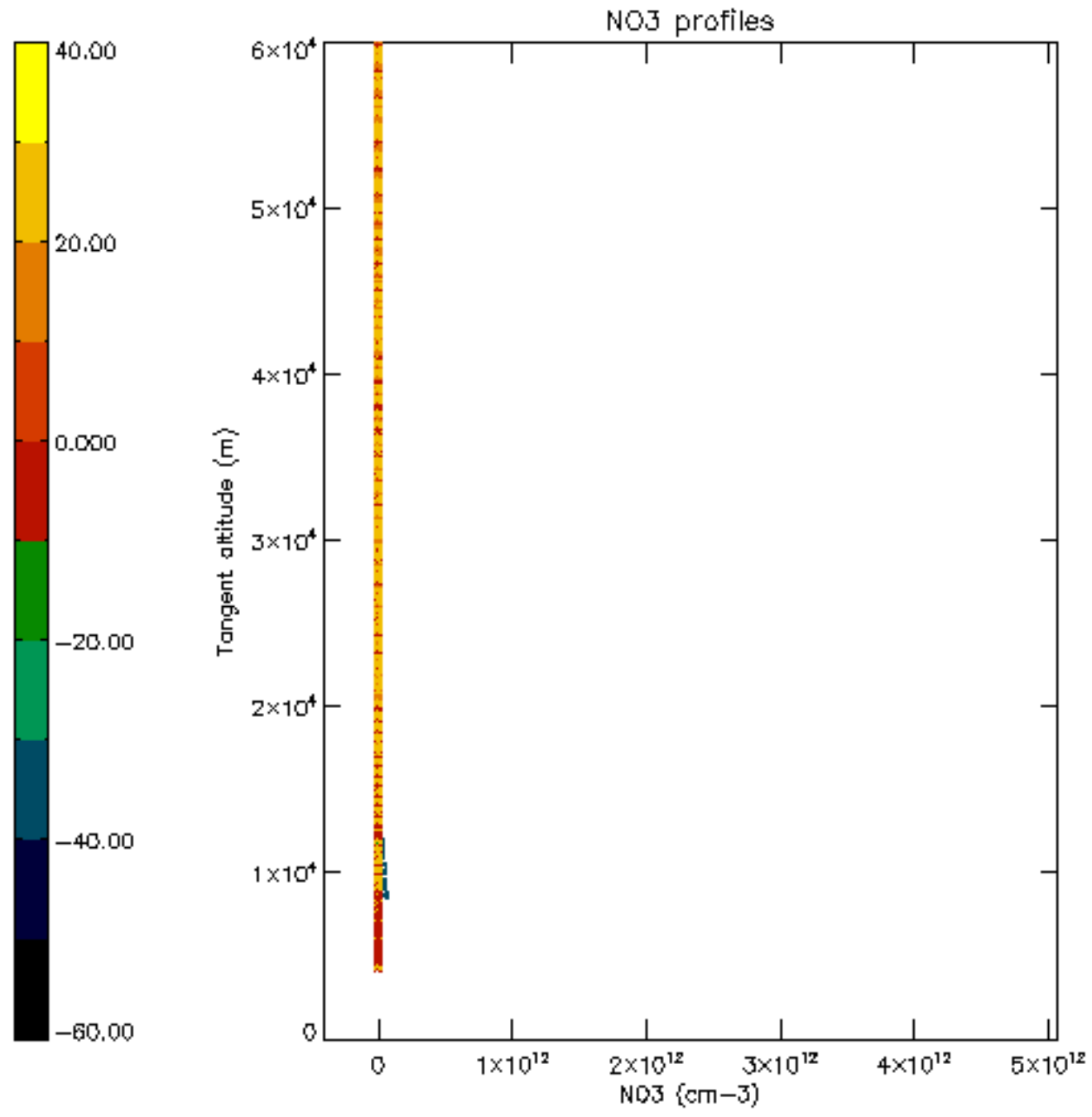


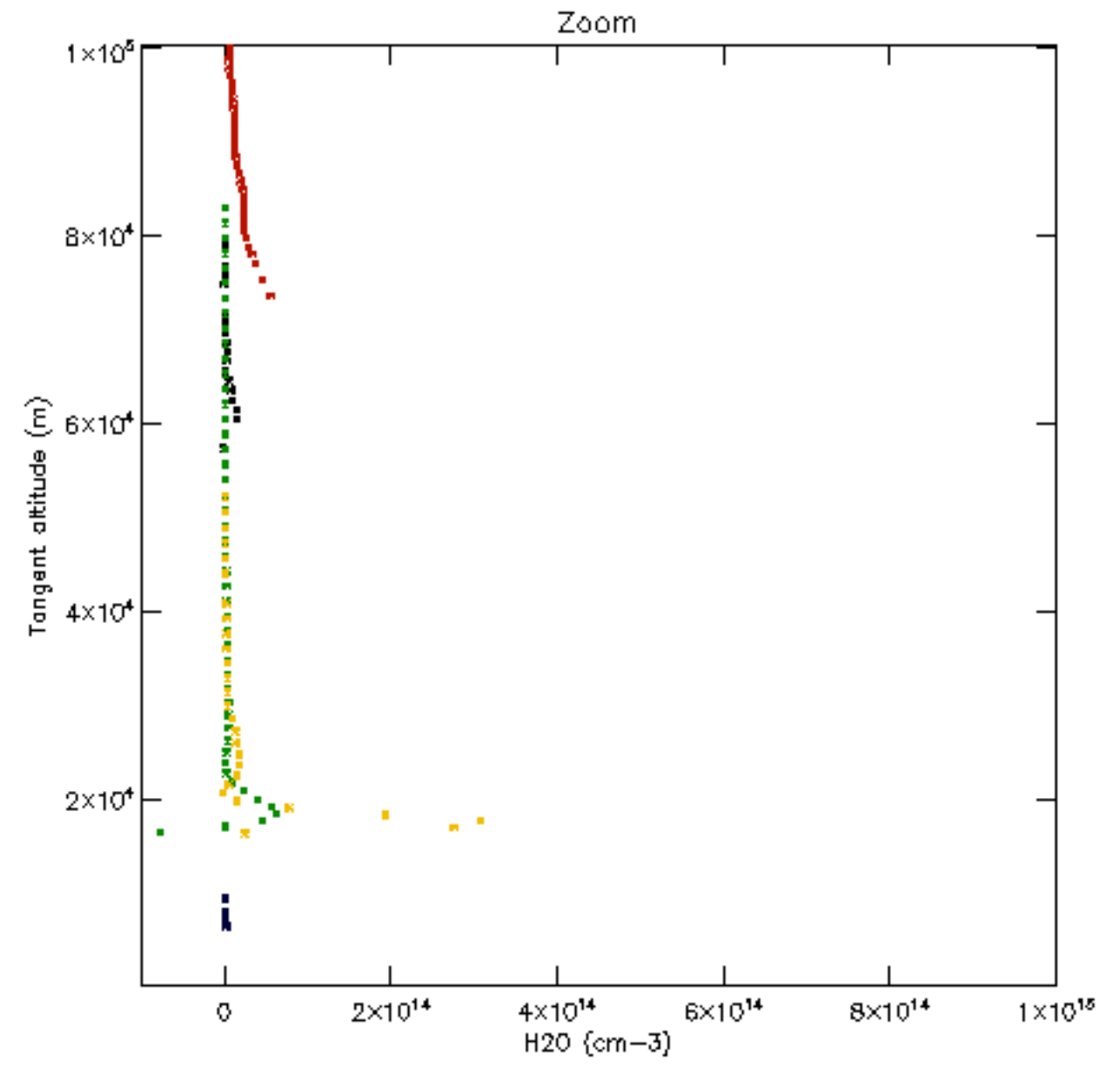
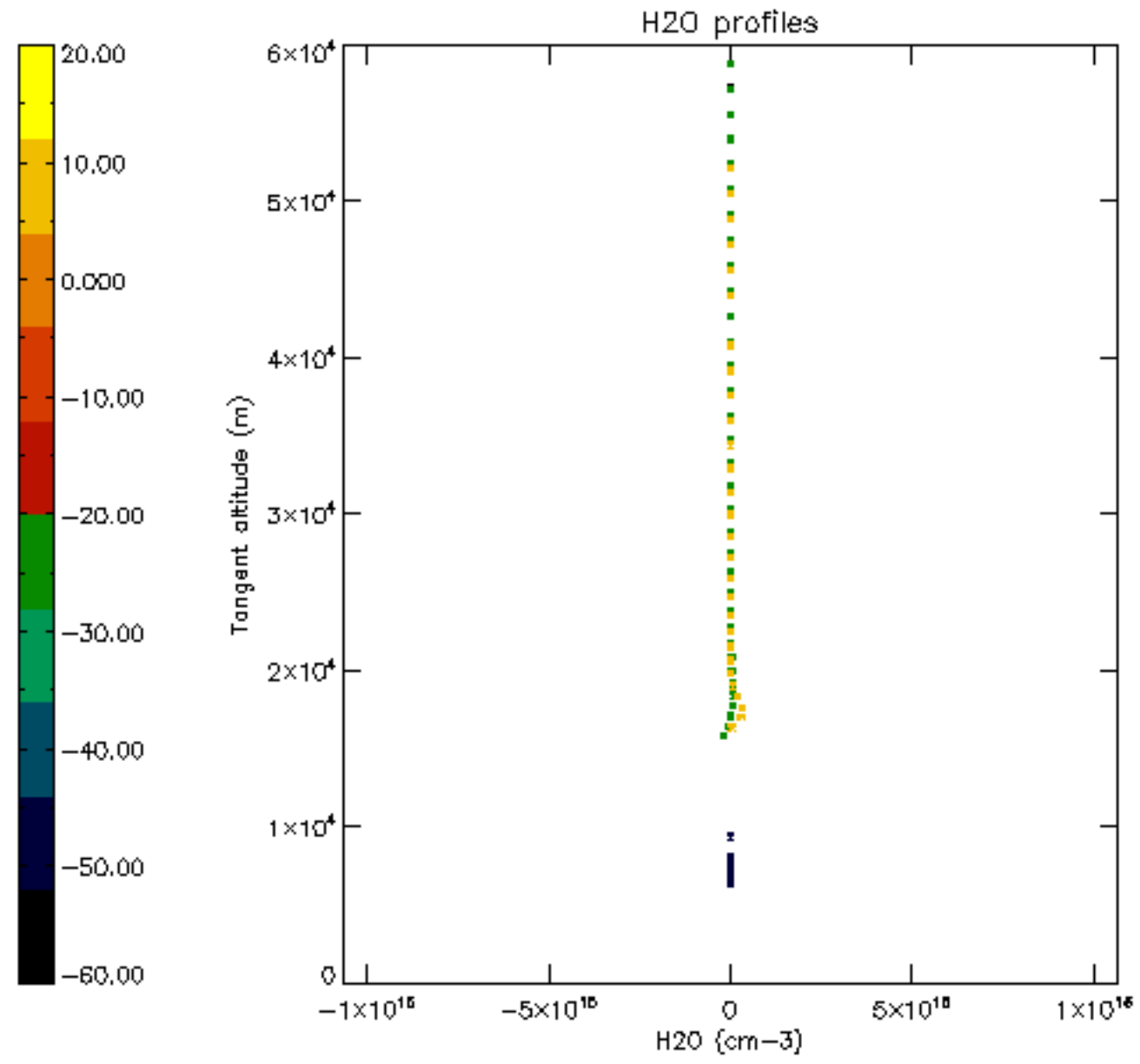


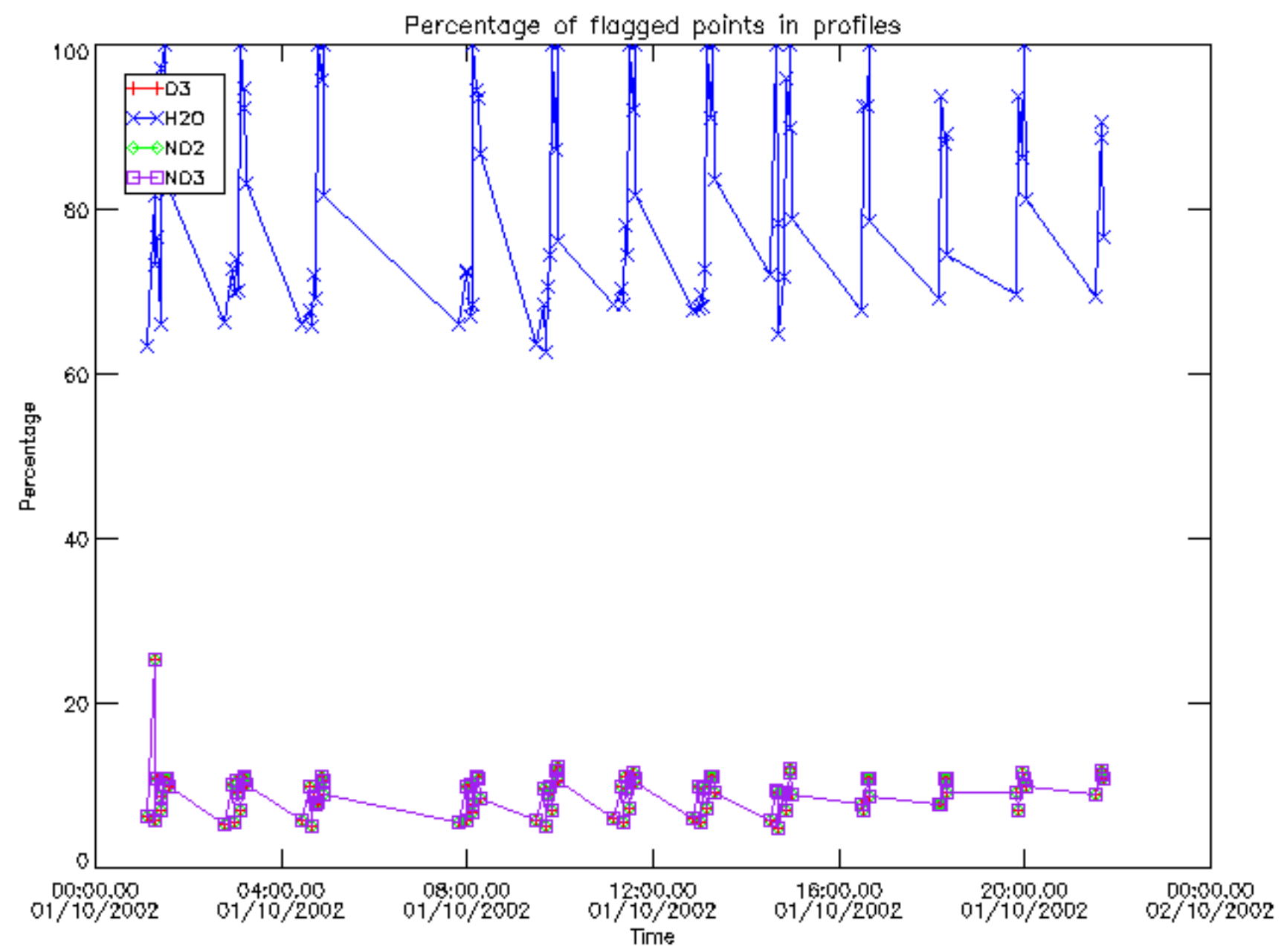




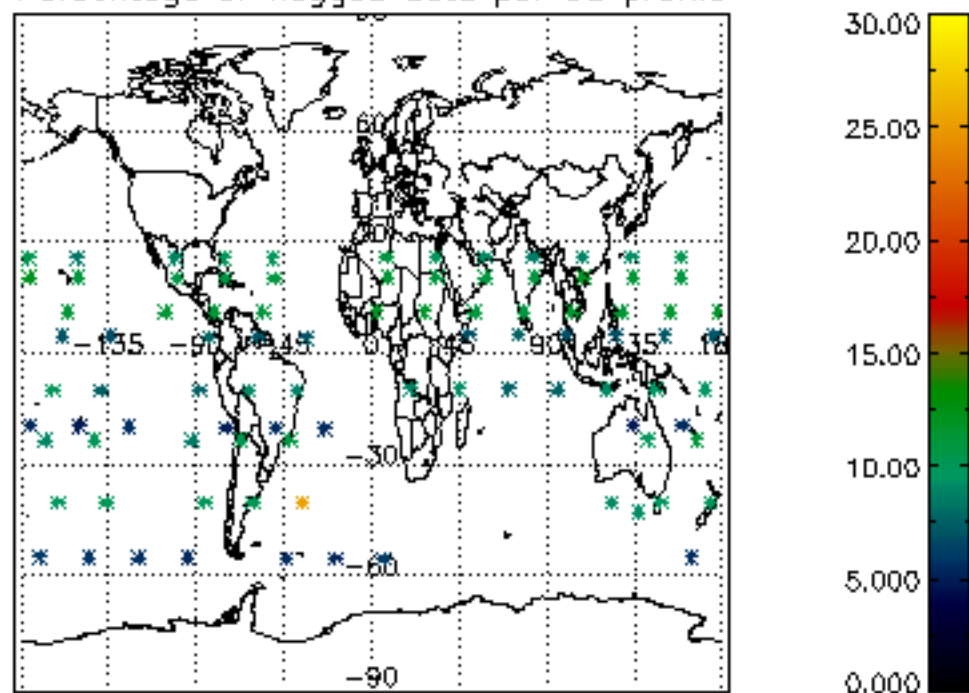




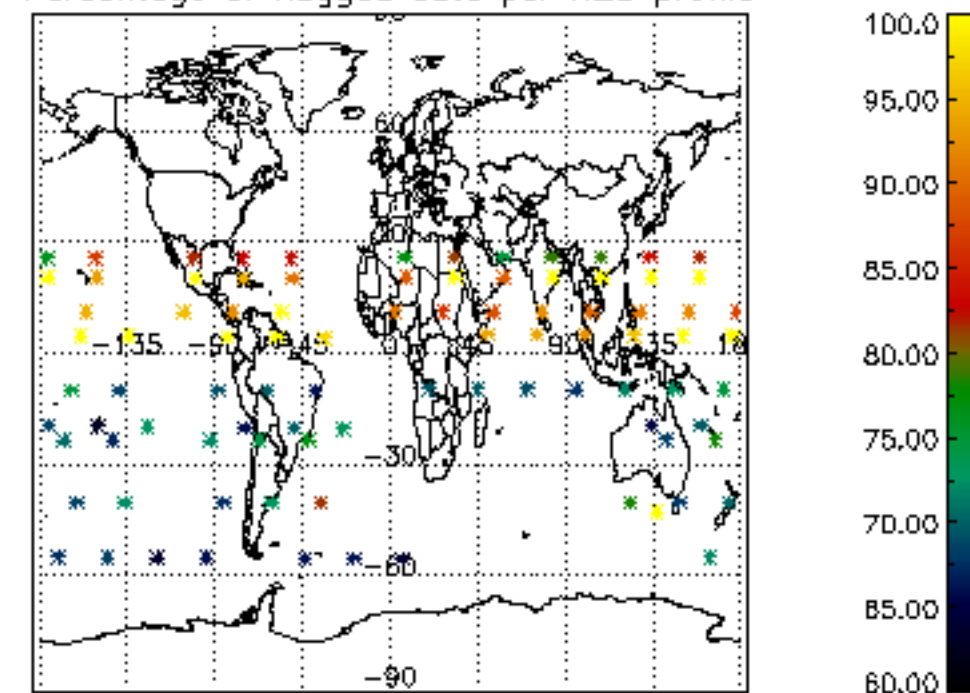




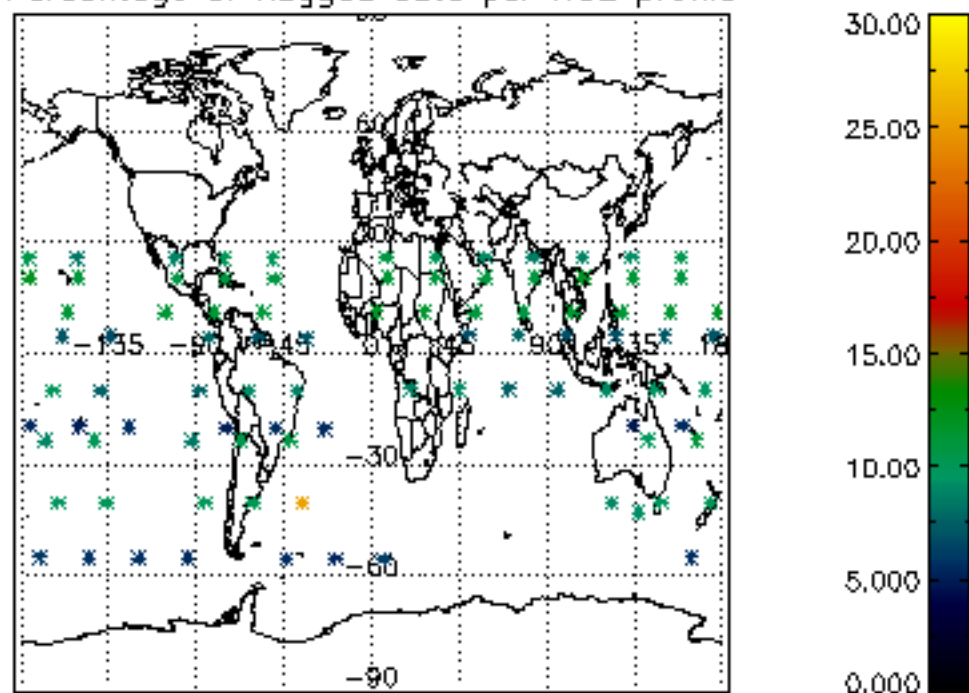
Percentage of flagged data per D3 profile



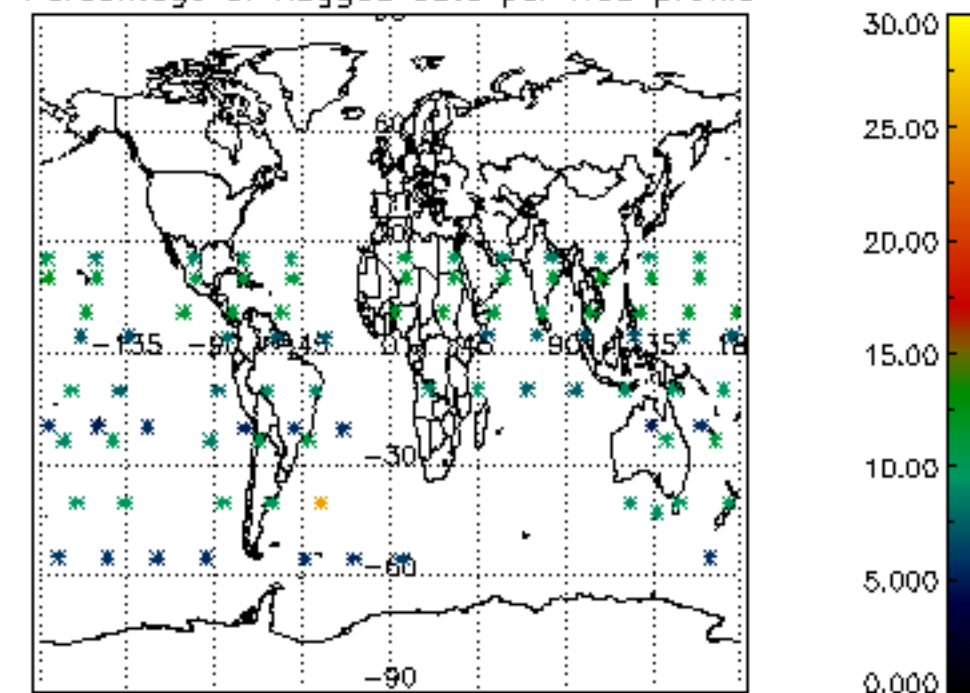
Percentage of flagged data per H2O profile

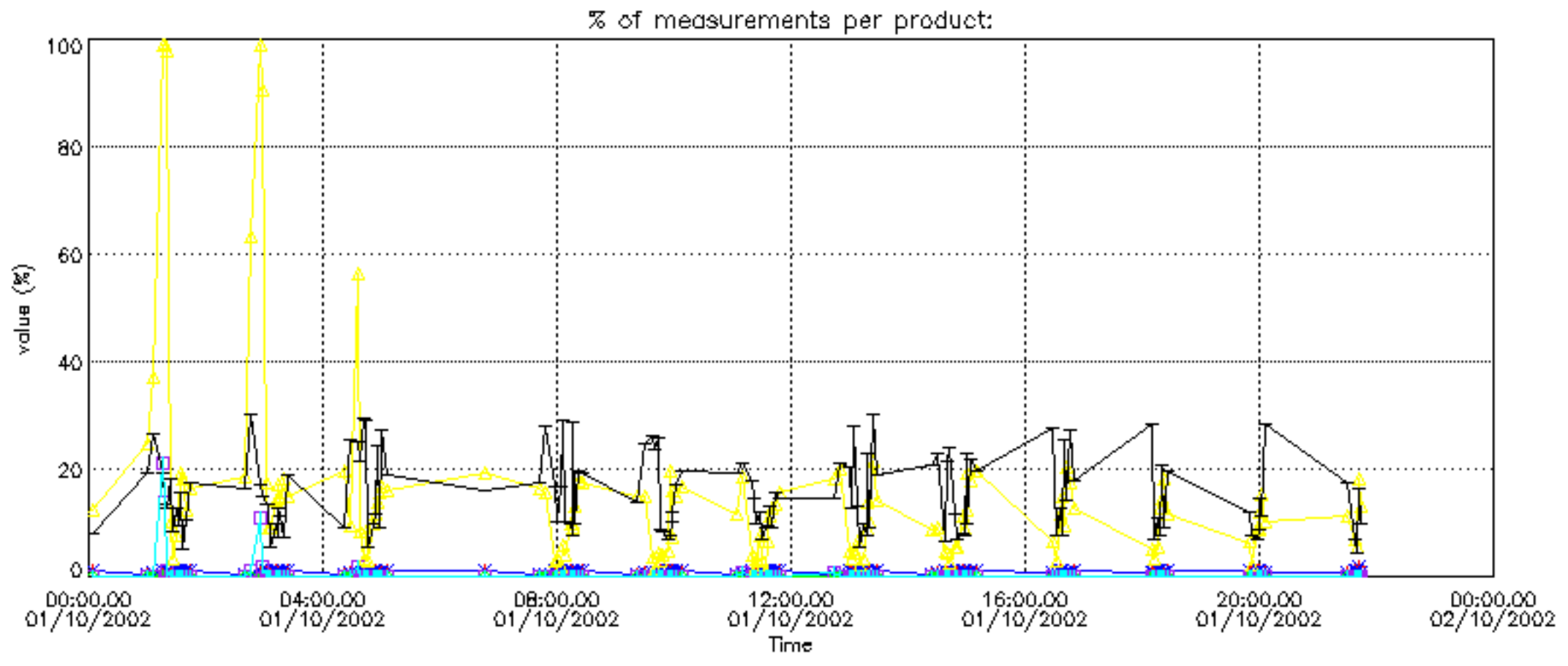


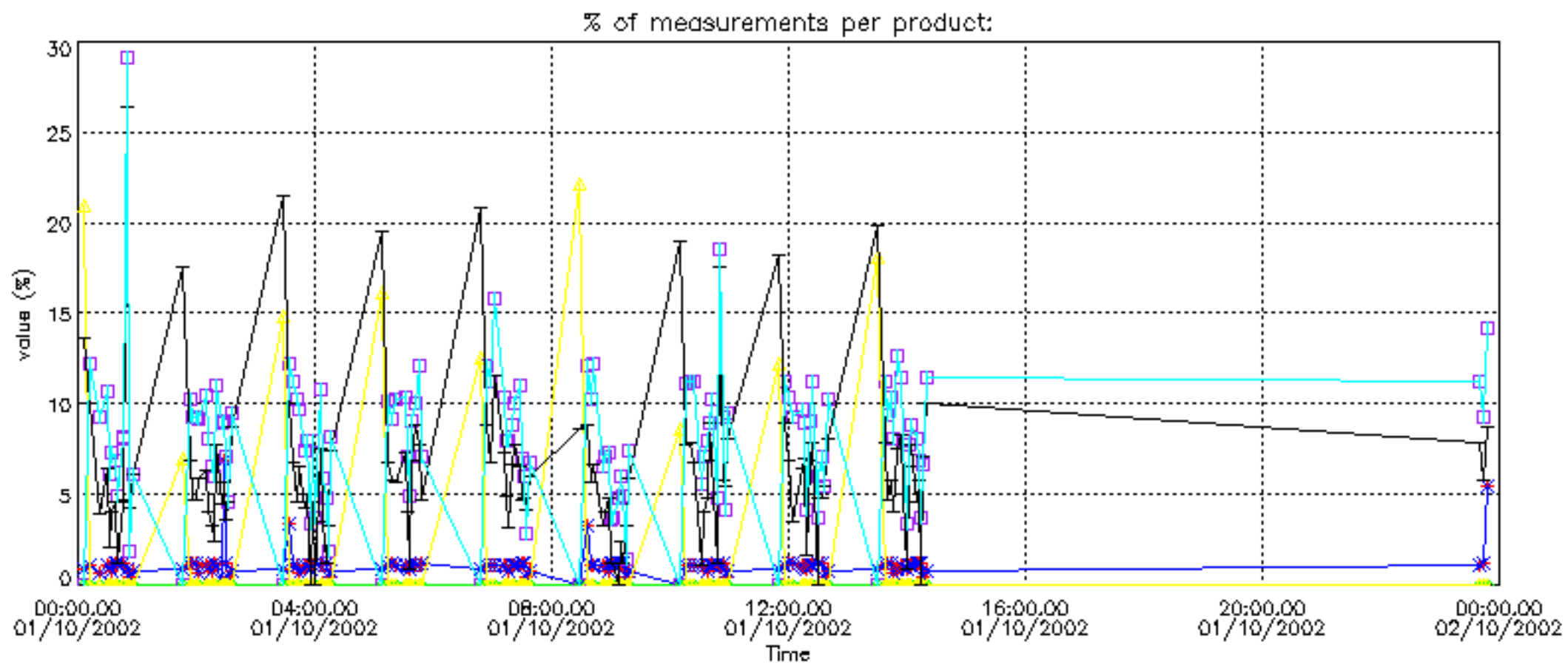
Percentage of flagged data per NO2 profile



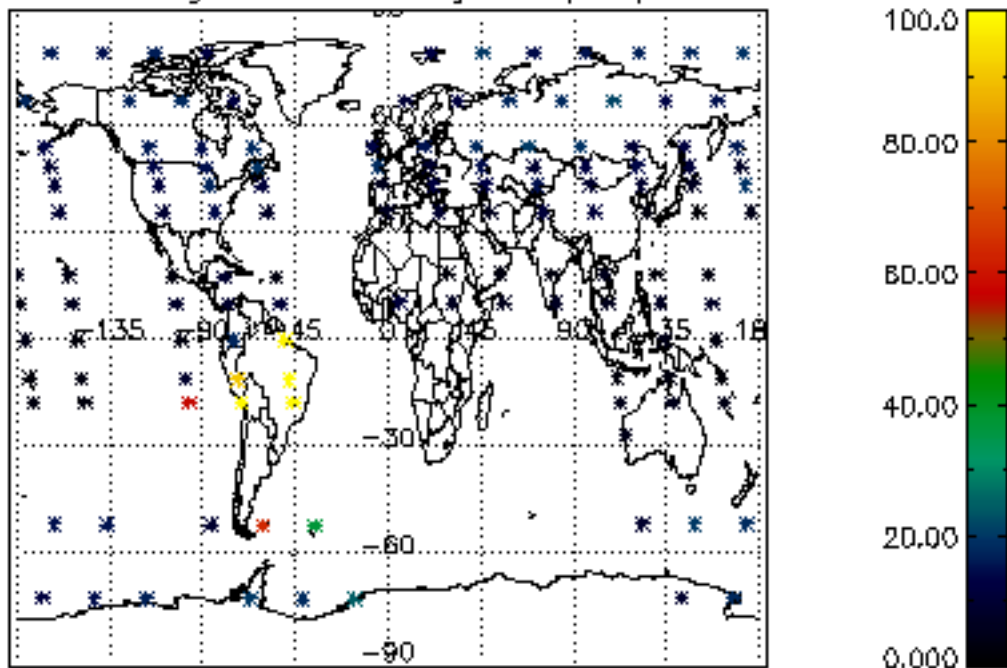
Percentage of flagged data per NO3 profile



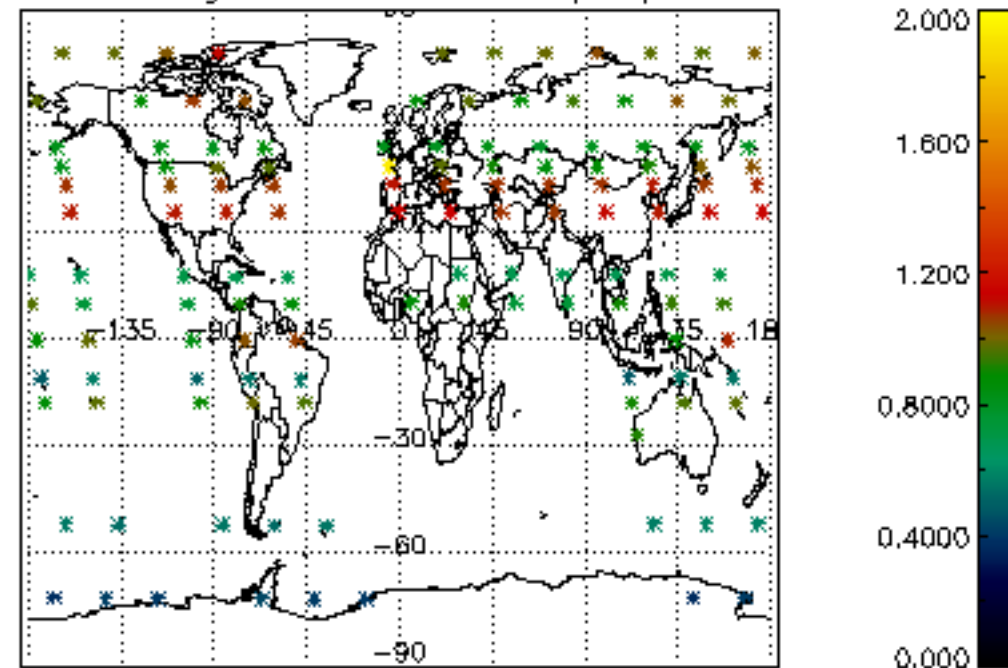




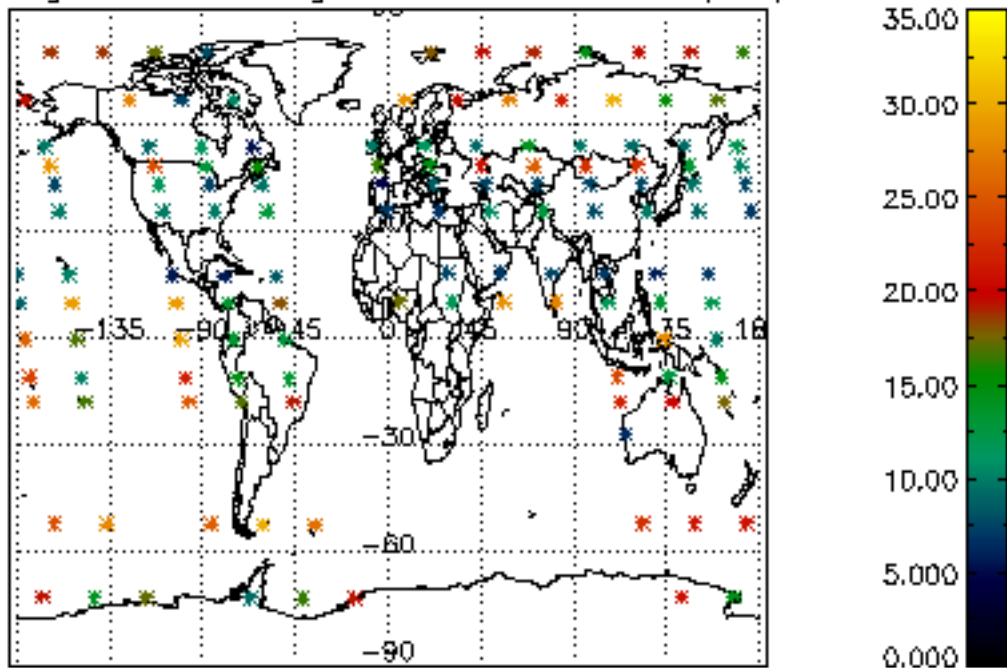
Percentage of cosmic ray hits per profile



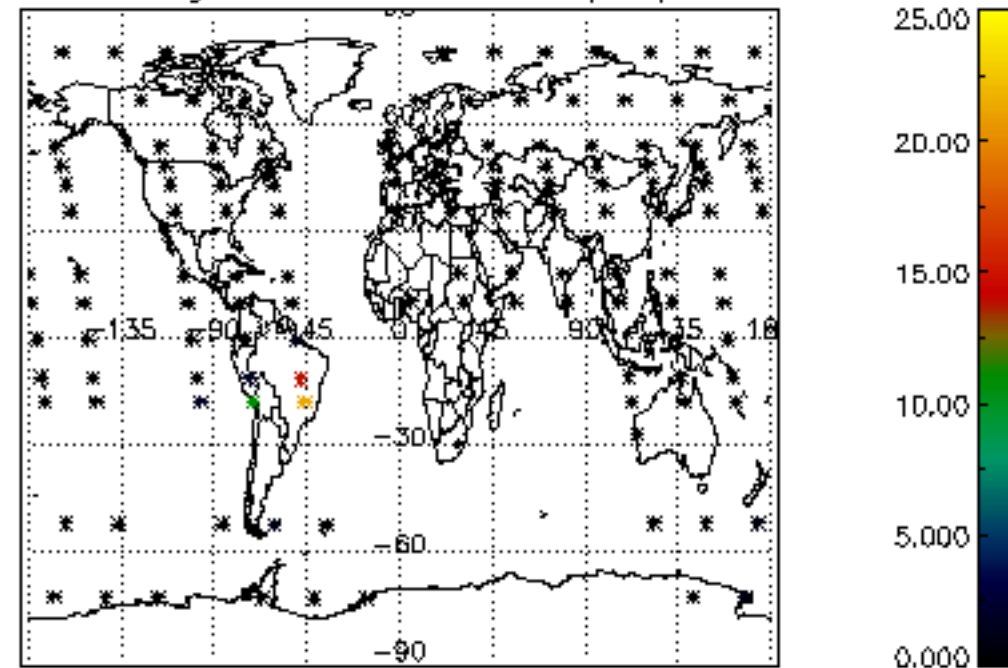
Percentage of datation errors per profile



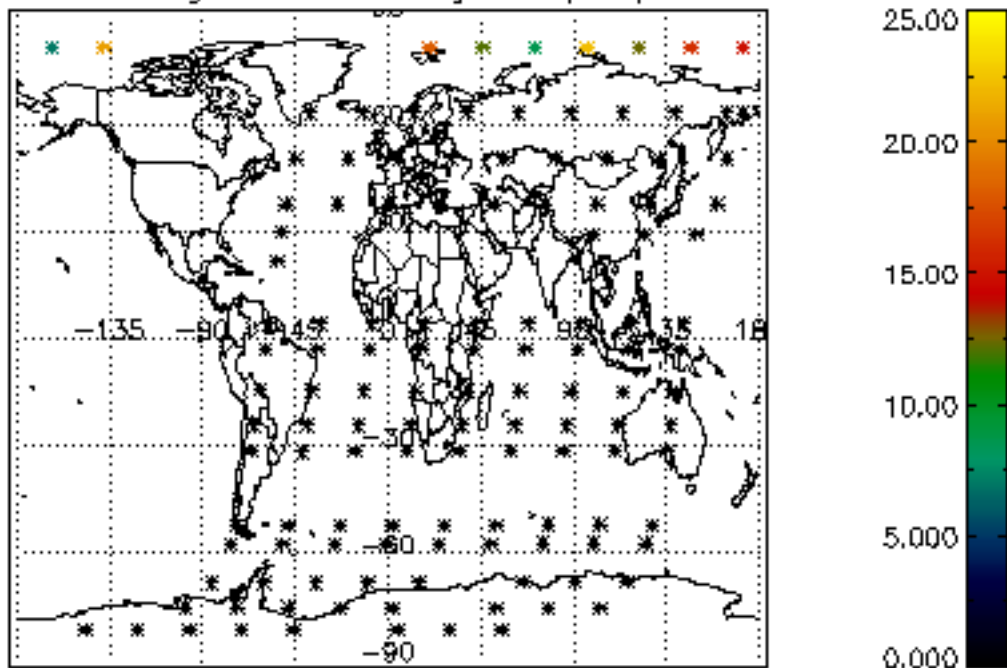
Percentage of star falling outside central band per profile



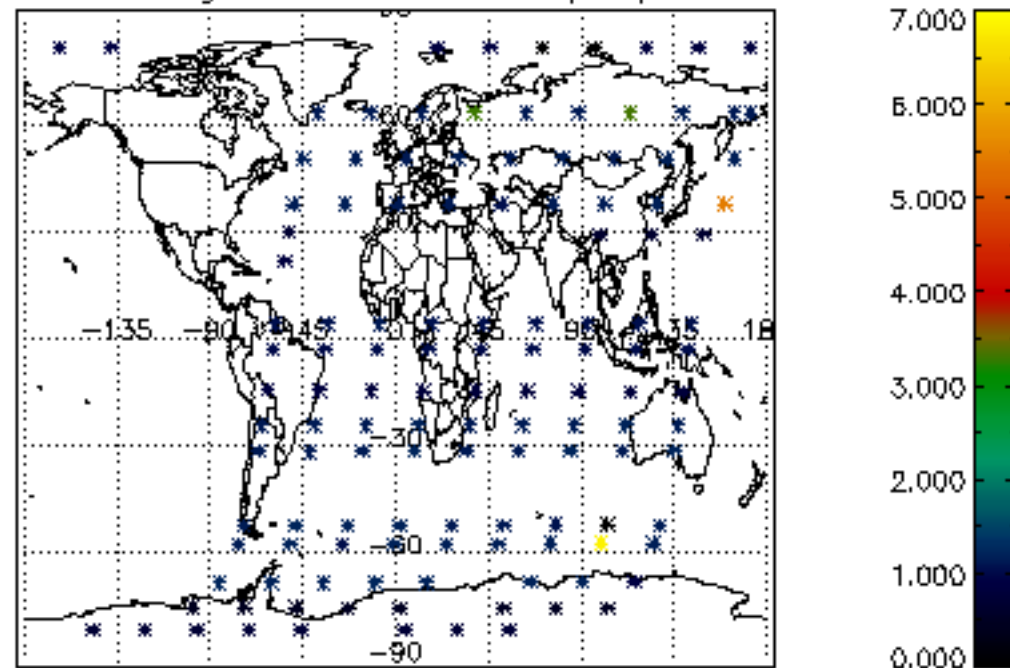
Percentage of saturation errors per profile



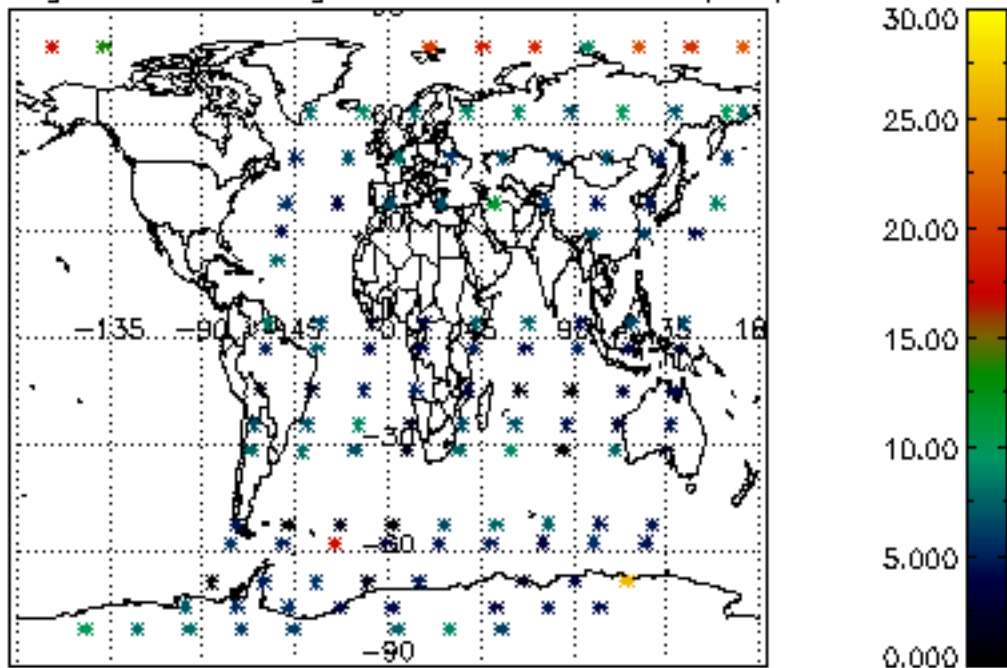
Percentage of cosmic ray hits per profile



Percentage of datation errors per profile



Percentage of star falling outside central band per profile



Percentage of saturation errors per profile

