

# GOMOS Level 2 Daily Report

## SUMMARY

### [1. General Info](#)

### [2. Summary of processed GOM\\_NL\\_2P products](#)

### [3. Level 2 Quality information per product](#)

#### [3.1 Plot of level 2 quality information per product \(time dependant\)](#)

#### [3.2 Plot of level 2 quality information per product \(world map\)](#)

### [4. Level 1 Quality information per product \(stored on level 2 products\)](#)

#### [4.1 Plot of level 1 quality information per product \(time dependant\)](#)

##### [4.1.1 Plot of level 1 quality information per product \(time dependant\): ASCENDING](#)

##### [4.1.2 Plot of level 1 quality information per product \(time dependant\): DESCENDING](#)

#### [4.2 Plot of level 1 quality information per product \(world map\)](#)

##### [4.2.1 Plot of level 1 quality information per product \(world map\): ASCENDING](#)

##### [4.2.2 Plot of level 1 quality information per product \(world map\): DESCENDING](#)

### [5. Ozone profiles based on quality statistics and other trace gas profiles](#)

#### [5.1 Ozone statistics based on quality of products](#)

#### [5.2 Plot ozone profiles for all STD \(dark without errors\)](#)

#### [5.3 Plot ozone profiles where STD < 20% \(dark without errors\)](#)

#### [5.4. Plot ozone profiles where STD < 10% \(dark without errors\)](#)

#### [5.5. Plot ozone profiles where STD < 5% \(dark without errors\)](#)

#### [5.6 Plot NO2 profiles for all STD \(dark without errors\)](#)

#### [5.7 Plot NO3 profiles for all STD \(dark without errors\)](#)

#### [5.8 Plot H2O profiles \(only for occultations of stars 1,2,3,4,13,14,16,26,63 dark without errors\) for all STD](#)

### [6. Auxiliary Data Files used for the production reported in section 2](#)

This report presents the daily analysis on parameters extracted from GOMOS level 2 data (GOM\_NL\_\_2P). It is intended to monitor some important parameters that will impact the quality of these products. A list of level 2 products (and content) that have arrived during the reporting day to the PCF is also given.

Item	Value
Time of report generation	17APR2013 18:59:52
Data source version	GOMOS/6.01
Start time of products	29-09-2002 (29SEP2002 00:00:00)
Stop time of products	30-09-2002 (30SEP2002 00:00:00)
Store outputs in DB	Yes
Nb of level 2 prods	286
Nb of prods with errors	0

## 2. Summary of processed GOM\_NL\_\_2P products.

Nr	Filename	UTC Start time	Limb	Duration	Star Id	Star Name	Star Mag	Star Temp	Nb Meas	Orbit	Prod. error
1	GOM_NL__2PRFIN20020929_000142_000000432009_00474_03033_3214.N1	29-SEP-2002 00:01:42	Bright	42.500	60	7Bet UMi	2.0810	3950.0	85	3033	No
2	GOM_NL__2PRFIN20020929_000355_000001232009_00474_03033_3215.N1	29-SEP-2002 00:03:55	Bright	122.50	149	45Eps Per	2.8880	30000.	245	3033	No
3	GOM_NL__2PRFIN20020929_000910_000000442009_00474_03033_3216.N1	29-SEP-2002 00:09:10	Bright	44.000	82	48Bet UMa	2.3650	10600.	88	3033	No
4	GOM_NL__2PRFIN20020929_001222_000000412009_00474_03033_3217.N1	29-SEP-2002 00:12:22	Bright	41.000	174	52Psi UMa	3.0040	4400.0	82	3033	No
5	GOM_NL__2PRFIN20020929_001455_000000992009_00474_03033_3218.N1	29-SEP-2002 00:14:55	Bright	99.000	107	37The Aur	2.6490	11000.	198	3033	No
6	GOM_NL__2PRFIN20020929_001910_000000832009_00474_03033_3219.N1	29-SEP-2002 00:19:10	Bright	83.000	17	78Bet Gem	1.1610	4500.0	166	3033	No
7	GOM_NL__2PRFIN20020929_002204_000001122009_00474_03033_3220.N1	29-SEP-2002 00:22:04	Twilight	111.50	170	27Eps Gem	3.0000	9700.0	223	3033	No
8	GOM_NL__2PRFIN20020929_002809_000000832009_00474_03033_3221.N1	29-SEP-2002 00:28:09	Dark	83.000	8	10Alp CMi	0.40000	6500.0	166	3033	No
9	GOM_NL__2PRFIN20020929_003519_000000522009_00474_03033_3222.N1	29-SEP-2002 00:35:19	Dark	52.000	132	15Rho Pup	2.8030	6900.0	104	3033	No
10	GOM_NL__2PRFIN20020929_003916_000001002009_00474_03033_3223.N1	29-SEP-2002 00:39:16	Dark	99.500	1	9Alp CMa	-1.4400	11000.	199	3033	No
11	GOM_NL__2PRFIN20020929_004303_000000492009_00474_03033_3224.N1	29-SEP-2002 00:43:03	Dark	49.000	41	Eps Car	1.8600	4100.0	98	3033	No
12	GOM_NL__2PRFIN20020929_004541_000000642009_00475_03034_3199.N1	29-SEP-2002 00:45:41	Dark	64.000	2	Alp Car	-0.73600	7000.0	128	3034	No
13	GOM_NL__2PRFIN20020929_005315_000000462009_00475_03034_3200.N1	29-SEP-2002 00:53:15	Dark	45.500	135	Bet Hyi	2.8200	5800.0	91	3034	No
14	GOM_NL__2PRFIN20020929_005514_000000472009_00475_03034_3201.N1	29-SEP-2002 00:55:14	Dark	47.000	143	Alp Hyi	2.8570	7200.0	94	3034	No
15	GOM_NL__2PRFIN20020929_005642_000000492009_00475_03034_3202.N1	29-SEP-2002 00:56:42	Dark	48.500	9	Alp Eri	0.45300	24000.	97	3034	No
16	GOM_NL__2PRFIN20020929_010207_000000532009_00475_03034_3203.N1	29-SEP-2002 01:02:07	Straylight	52.500	84	Alp Phe	2.3970	4500.0	105	3034	No
17	GOM_NL__2PRFIN20020929_010651_000000522009_00475_03034_3204.N1	29-SEP-2002 01:06:51	Straylight	52.000	18	24Alp PsA	1.1660	9700.0	104	3034	No
18	GOM_NL__2PRFIN20020929_010907_000000582009_00475_03034_3205.N1	29-SEP-2002 01:09:07	Straylight	57.500	52	16Bet Cet	2.0370	4500.0	115	3034	No
19	GOM_NL__2PRFIN20020929_011532_000000452009_00475_03034_3206.N1	29-SEP-2002 01:15:32	Bright	44.500	162	34Alp Aqr	2.9440	5350.0	89	3034	No
20	GOM_NL__2PRFIN20020929_011921_000000462009_00475_03034_3207.N1	29-SEP-2002 01:19:21	Bright	45.500	90	54Alp Peg	2.4870	11000.	91	3034	No
21	GOM_NL__2PRFIN20020929_012301_000000442009_00475_03034_3208.N1	29-SEP-2002 01:23:01	Bright	44.000	93	53Bet Peg	2.5200	3100.0	88	3034	No
22	GOM_NL__2PRFIN20020929_012756_000000592009_00475_03034_3209.N1	29-SEP-2002 01:27:56	Bright	58.500	53	43Bet And	2.0480	3300.0	117	3034	No
23	GOM_NL__2PRFIN20020929_013234_000000462009_00475_03034_3210.N1	29-SEP-2002 01:32:34	Bright	45.500	74	11Bet Cas	2.2680	6600.0	91	3034	No
24	GOM_NL__2PRFIN20020929_013358_000000492009_00475_03034_3211.N1	29-SEP-2002 01:33:58	Bright	48.500	76	27Gam Cas	2.3000	30000.	97	3034	No
25	GOM_NL__2PRFIN20020929_013814_000000632009_00475_03034_3212.N1	29-SEP-2002 01:38:14	Bright	63.000	160	23Gam Per	2.9300	4700.0	126	3034	No
26	GOM_NL__2PRFIN20020929_014023_000000442009_00475_03034_3213.N1	29-SEP-2002 01:40:23	Bright	44.000	49	1Alp UMi	1.9900	6300.0	88	3034	No
27	GOM_NL__2PRFIN20020929_014218_000000452009_00475_03034_3214.N1	29-SEP-2002 01:42:18	Bright	45.000	60	7Bet UMi	2.0810	3950.0	90	3034	No
28	GOM_NL__2PRFIN20020929_014429_000001202009_00475_03034_3215.N1	29-SEP-2002 01:44:29	Bright	120.00	149	45Eps Per	2.8880	30000.	240	3034	No
29	GOM_NL__2PRFIN20020929_014946_000000512009_00475_03034_3216.N1	29-SEP-2002 01:49:46	Bright	51.000	82	48Bet UMa	2.3650	10600.	102	3034	No
30	GOM_NL__2PRFIN20020929_015258_000000562009_00475_03034_3217.N1	29-SEP-2002 01:52:58	Bright	56.000	174	52Psi UMa	3.0040	4400.0	112	3034	No
31	GOM_NL__2PRFIN20020929_015531_000001002009_00475_03034_3218.N1	29-SEP-2002 01:55:31	Bright	100.00	107	37The Aur	2.6490	11000.	200	3034	No
32	GOM_NL__2PRFIN20020929_015946_000000832009_00475_03034_3219.N1	29-SEP-2002 01:59:46	Bright	83.000	17	78Bet Gem	1.1610	4500.0	166	3034	No
33	GOM_NL__2PRFIN20020929_020240_000001122009_00475_03034_3220.N1	29-SEP-2002 02:02:40	Twilight	112.00	170	27Eps Gem	3.0000	9700.0	224	3034	No
34	GOM_NL__2PRFIN20020929_020845_000000892009_00475_03034_3221.N1	29-SEP-2002 02:08:45	Dark	88.500	8	10Alp CMi	0.40000	6500.0	177	3034	No
35	GOM_NL__2PRFIN20020929_021556_000000542009_00475_03034_3222.N1	29-SEP-2002 02:15:56	Dark	53.500	132	15Rho Pup	2.8030	6900.0	107	3034	No
36	GOM_NL__2PRFIN20020929_021954_000001042009_00475_03034_3223.N1	29-SEP-2002 02:19:54	Dark	104.00	1	9Alp CMa	-1.4400	11000.	208	3034	No
37	GOM_NL__2PRFIN20020929_022339_000000462009_00475_03034_3224.N1	29-SEP-2002 02:23:39	Dark	45.500	41	Eps Car	1.8600	4100.0	91	3034	No
38	GOM_NL__2PRFIN20020929_022618_000000542009_00476_03035_3199.N1	29-SEP-2002 02:26:18	Dark	54.000	2	Alp Car	-0.73600	7000.0	108	3035	No
39	GOM_NL__2PRFIN20020929_023351_000000442009_00476_03035_3200.N1	29-SEP-2002 02:33:51	Dark	43.500	135	Bet Hyi	2.8200	5800.0	87	3035	No
40	GOM_NL__2PRFIN20020929_023551_000000492009_00476_03035_3201.N1	29-SEP-2002 02:35:51	Dark	48.500	143	Alp Hyi	2.8570	7200.0	97	3035	No
41	GOM_NL__2PRFIN20020929_023718_000000502009_00476_03035_3202.N1	29-SEP-2002 02:37:18	Dark	49.500	9	Alp Eri	0.45300	24000.	99	3035	No
42	GOM_NL__2PRFIN20020929_024250_000000562009_00476_03035_3203.N1	29-SEP-2002 02:42:50	Straylight	56.000	63	Bet Gru	2.1500	2800.0	112	3035	No

43	GOM_NL__2PRFIN20020929_024727_000000532009_00476_03035_3204.N1	29-SEP-2002 02:47:27	Straylight	53.000	18	24Alp PsA	1.1660	9700.0	106	3035	No
44	GOM_NL__2PRFIN20020929_024943_000000602009_00476_03035_3205.N1	29-SEP-2002 02:49:43	Straylight	60.000	52	16Bet Cet	2.0370	4500.0	120	3035	No
45	GOM_NL__2PRFIN20020929_025608_000000452009_00476_03035_3206.N1	29-SEP-2002 02:56:08	Bright	44.500	162	34Alp Aqr	2.9440	5350.0	89	3035	No
46	GOM_NL__2PRFIN20020929_025958_000000452009_00476_03035_3207.N1	29-SEP-2002 02:59:58	Bright	44.500	90	54Alp Peg	2.4870	11000.	89	3035	No
47	GOM_NL__2PRFIN20020929_030337_000000452009_00476_03035_3208.N1	29-SEP-2002 03:03:37	Bright	45.000	93	53Bet Peg	2.5200	3100.0	90	3035	No
48	GOM_NL__2PRFIN20020929_030831_000000592009_00476_03035_3209.N1	29-SEP-2002 03:08:31	Bright	59.000	53	43Bet And	2.0480	3300.0	118	3035	No
49	GOM_NL__2PRFIN20020929_031310_000000452009_00476_03035_3210.N1	29-SEP-2002 03:13:10	Bright	44.500	74	11Bet Cas	2.2680	6600.0	89	3035	No
50	GOM_NL__2PRFIN20020929_031434_000000502009_00476_03035_3211.N1	29-SEP-2002 03:14:34	Bright	49.500	76	27Gam Cas	2.3000	30000.	99	3035	No
51	GOM_NL__2PRFIN20020929_031849_000000632009_00476_03035_3212.N1	29-SEP-2002 03:18:49	Bright	62.500	160	23Gam Per	2.9300	4700.0	125	3035	No
52	GOM_NL__2PRFIN20020929_032058_000000452009_00476_03035_3213.N1	29-SEP-2002 03:20:58	Bright	45.000	49	1Alp UMi	1.9900	6300.0	90	3035	No
53	GOM_NL__2PRFIN20020929_032254_000000422009_00476_03035_3214.N1	29-SEP-2002 03:22:54	Bright	41.500	60	7Bet UMi	2.0810	3950.0	83	3035	No
54	GOM_NL__2PRFIN20020929_033021_000000432009_00476_03035_3215.N1	29-SEP-2002 03:30:21	Bright	43.000	82	48Bet UMa	2.3650	10600.	86	3035	No
55	GOM_NL__2PRFIN20020929_033334_000000422009_00476_03035_3216.N1	29-SEP-2002 03:33:34	Bright	42.000	174	52Psi UMa	3.0040	4400.0	84	3035	No
56	GOM_NL__2PRFIN20020929_033607_000001022009_00476_03035_3217.N1	29-SEP-2002 03:36:07	Bright	102.00	107	37The Aur	2.6490	11000.	204	3035	No
57	GOM_NL__2PRFIN20020929_034022_000000642009_00476_03035_3218.N1	29-SEP-2002 03:40:22	Bright	64.000	17	78Bet Gem	1.1610	4500.0	128	3035	No
58	GOM_NL__2PRFIN20020929_034317_000001112009_00476_03035_3219.N1	29-SEP-2002 03:43:17	Tw_i_and_stray	110.50	170	27Eps Gem	3.0000	9700.0	221	3035	No
59	GOM_NL__2PRFIN20020929_034922_000000842009_00476_03035_3220.N1	29-SEP-2002 03:49:22	Dark	84.000	8	10Alp CMi	0.40000	6500.0	168	3035	No
60	GOM_NL__2PRFIN20020929_035630_000000592009_00476_03035_3221.N1	29-SEP-2002 03:56:30	Dark	59.000	132	15Rho Pup	2.8030	6900.0	118	3035	No
61	GOM_NL__2PRFIN20020929_040031_000000822009_00476_03035_3222.N1	29-SEP-2002 04:00:31	Dark	82.000	1	9Alp CMa	-1.4400	11000.	164	3035	No
62	GOM_NL__2PRFIN20020929_040654_000000642009_00477_03036_3199.N1	29-SEP-2002 04:06:54	Dark	64.000	2	Alp Car	-0.73600	7000.0	128	3036	No
63	GOM_NL__2PRFIN20020929_041427_000000442009_00477_03036_3200.N1	29-SEP-2002 04:14:27	Dark	43.500	135	Bet Hyi	2.8200	5800.0	87	3036	No
64	GOM_NL__2PRFIN20020929_041627_000000492009_00477_03036_3201.N1	29-SEP-2002 04:16:27	Dark	48.500	143	Alp Hyi	2.8570	7200.0	97	3036	No
65	GOM_NL__2PRFIN20020929_041755_000000612009_00477_03036_3202.N1	29-SEP-2002 04:17:55	Dark	61.000	9	Alp Eri	0.45300	24000.	122	3036	No
66	GOM_NL__2PRFIN20020929_044033_000000462009_00477_03036_3203.N1	29-SEP-2002 04:40:33	Bright	45.500	90	54Alp Peg	2.4870	11000.	91	3036	No
67	GOM_NL__2PRFIN20020929_044413_000000462009_00477_03036_3204.N1	29-SEP-2002 04:44:13	Bright	45.500	93	53Bet Peg	2.5200	3100.0	91	3036	No
68	GOM_NL__2PRFIN20020929_044907_000000622009_00477_03036_3205.N1	29-SEP-2002 04:49:07	Bright	62.000	53	43Bet And	2.0480	3300.0	124	3036	No
69	GOM_NL__2PRFIN20020929_045345_000000482009_00477_03036_3206.N1	29-SEP-2002 04:53:45	Bright	47.500	74	11Bet Cas	2.2680	6600.0	95	3036	No
70	GOM_NL__2PRFIN20020929_045508_000000512009_00477_03036_3207.N1	29-SEP-2002 04:55:08	Bright	51.000	76	27Gam Cas	2.3000	30000.	102	3036	No
71	GOM_NL__2PRFIN20020929_045924_000000652009_00477_03036_3208.N1	29-SEP-2002 04:59:24	Bright	64.500	160	23Gam Per	2.9300	4700.0	129	3036	No
72	GOM_NL__2PRFIN20020929_050134_000000432009_00477_03036_3209.N1	29-SEP-2002 05:01:34	Bright	42.500	49	1Alp UMi	1.9900	6300.0	85	3036	No
73	GOM_NL__2PRFIN20020929_050331_000000462009_00477_03036_3210.N1	29-SEP-2002 05:03:31	Bright	46.000	60	7Bet UMi	2.0810	3950.0	92	3036	No
74	GOM_NL__2PRFIN20020929_051058_000000442009_00477_03036_3211.N1	29-SEP-2002 05:10:58	Bright	43.500	82	48Bet UMa	2.3650	10600.	87	3036	No
75	GOM_NL__2PRFIN20020929_051410_000000432009_00477_03036_3212.N1	29-SEP-2002 05:14:10	Bright	42.500	174	52Psi UMa	3.0040	4400.0	85	3036	No
76	GOM_NL__2PRFIN20020929_051642_000001032009_00477_03036_3213.N1	29-SEP-2002 05:16:42	Bright	103.00	107	37The Aur	2.6490	11000.	206	3036	No
77	GOM_NL__2PRFIN20020929_052058_000000672009_00477_03036_3214.N1	29-SEP-2002 05:20:58	Bright	67.000	17	78Bet Gem	1.1610	4500.0	134	3036	No
78	GOM_NL__2PRFIN20020929_052354_000001102009_00477_03036_3215.N1	29-SEP-2002 05:23:54	Tw_i_and_stray	109.50	170	27Eps Gem	3.0000	9700.0	219	3036	No
79	GOM_NL__2PRFIN20020929_052959_000000832009_00477_03036_3216.N1	29-SEP-2002 05:29:59	Dark	83.000	8	10Alp CMi	0.40000	6500.0	166	3036	No
80	GOM_NL__2PRFIN20020929_053709_000000592009_00477_03036_3217.N1	29-SEP-2002 05:37:09	Dark	58.500	132	15Rho Pup	2.8030	6900.0	117	3036	No
81	GOM_NL__2PRFIN20020929_054110_000000852009_00477_03036_3218.N1	29-SEP-2002 05:41:10	Dark	85.000	1	9Alp CMa	-1.4400	11000.	170	3036	No
82	GOM_NL__2PRFIN20020929_054732_000000672009_00478_03037_3199.N1	29-SEP-2002 05:47:32	Dark	67.000	2	Alp Car	-0.73600	7000.0	134	3037	No
83	GOM_NL__2PRFIN20020929_055504_000000442009_00478_03037_3200.N1	29-SEP-2002 05:55:04	Dark	44.000	135	Bet Hyi	2.8200	5800.0	88	3037	No
84	GOM_NL__2PRFIN20020929_055703_000000482009_00478_03037_3201.N1	29-SEP-2002 05:57:03	Dark	48.000	143	Alp Hyi	2.8570	7200.0	96	3037	No
85	GOM_NL__2PRFIN20020929_055831_000000602009_00478_03037_3202.N1	29-SEP-2002 05:58:31	Dark	60.000	9	Alp Eri	0.45300	24000.	120	3037	No
86	GOM_NL__2PRFIN20020929_060402_000000572009_00478_03037_3203.N1	29-SEP-2002 06:04:02	Straylight	56.500	63	Bet Gru	2.1500	2800.0	113	3037	No
87	GOM_NL__2PRFIN20020929_060839_000000512009_00478_03037_3204.N1	29-SEP-2002 06:08:39	Straylight	51.000	18	24Alp PsA	1.1660	9700.0	102	3037	No
88	GOM_NL__2PRFIN20020929_061054_000000632009_00478_03037_3205.N1	29-SEP-2002 06:10:54	Straylight	62.500	52	16Bet Cet	2.0370	4500.0	125	3037	No
89	GOM_NL__2PRFIN20020929_061721_000000452009_00478_03037_3206.N1	29-SEP-2002 06:17:21	Bright	45.000	162	34Alp Aqr	2.9440	5350.0	90	3037	No
90	GOM_NL__2PRFIN20020929_062109_000000452009_00478_03037_3207.N1	29-SEP-2002 06:21:09	Bright	44.500	90	54Alp Peg	2.4870	11000.	89	3037	No
91	GOM_NL__2PRFIN20020929_062449_000000442009_00478_03037_3208.N1	29-SEP-2002 06:24:49	Bright	43.500	93	53Bet Peg	2.5200	3100.0	87	3037	No
92	GOM_NL__2PRFIN20020929_062941_000000622009_00478_03037_3209.N1	29-SEP-2002 06:29:41	Bright	61.500	53	43Bet And	2.0480	3300.0	123	3037	No
93	GOM_NL__2PRFIN20020929_063421_000000482009_00478_03037_3210.N1	29-SEP-2002 06:34:21	Bright	47.500	74	11Bet Cas	2.2680	6600.0	95	3037	No
94	GOM_NL__2PRFIN20020929_063544_000000512009_00478_03037_3211.N1	29-SEP-2002 06:35:44	Bright	50.500	76	27Gam Cas	2.3000	30000.	101	3037	No
95	GOM_NL__2PRFIN20020929_063959_000000662009_00478_03037_3212.N1	29-SEP-2002 06:39:59	Bright	66.000	160	23Gam Per	2.9300	4700.0	132	3037	No
96	GOM_NL__2PRFIN20020929_064211_000000452009_00478_03037_3213.N1	29-SEP-2002 06:42:11	Bright	45.000	49	1Alp UMi	1.9900	6300.0	90	3037	No
97	GOM_NL__2PRFIN20020929_064407_000000462009_00478_03037_3214.N1	29-SEP-2002 06:44:07	Bright	46.000	60	7Bet UMi	2.0810	3950.0	92	3037	No
98	GOM_NL__2PRFIN20020929_065134_000000432009_00478_03037_3215.N1	29-SEP-2002 06:51:34	Bright	43.000	82	48Bet UMa	2.3650	10600.	86	3037	No
99	GOM_NL__2PRFIN20020929_065447_000000412009_00478_03037_3216.N1	29-SEP-2002 06:54:47	Bright	41.000	174	52Psi UMa	3.0040	4400.0	82	3037	No
100	GOM_NL__2PRFIN20020929_065718_000001012009_00478_03037_3217.N1	29-SEP-2002 06:57:18	Bright	101.00	107	37The Aur	2.6490	11000.	202	3037	No
101	GOM_NL__2PRFIN20020929_070135_000000682009_00478_03037_3218.N1	29-SEP-2002 07:01:35	Bright	67.500	17	78Bet Gem	1.1610	4500.0	135	3037	No

102	GOM_NL__2PRFIN20020929_070431_000001132009_00478_03037_3219.N1	29-SEP-2002 07:04:31	Twilight	112.50	170	27Eps Gem	3.0000	9700.0	225	3037	No
103	GOM_NL__2PRFIN20020929_071036_000000902009_00478_03037_3220.N1	29-SEP-2002 07:10:36	Dark	90.000	8	10Alp CMi	0.40000	6500.0	180	3037	No
104	GOM_NL__2PRFIN20020929_071746_000000572009_00478_03037_3221.N1	29-SEP-2002 07:17:46	Dark	56.500	132	15Rho Pup	2.8030	6900.0	113	3037	No
105	GOM_NL__2PRFIN20020929_072147_000001062009_00478_03037_3222.N1	29-SEP-2002 07:21:47	Dark	106.00	1	9Alp CMa	-1.4400	11000.	212	3037	No
106	GOM_NL__2PRFIN20020929_072809_000000582009_00479_03038_3199.N1	29-SEP-2002 07:28:09	Dark	58.000	2	Alp Car	-0.73600	7000.0	116	3038	No
107	GOM_NL__2PRFIN20020929_073540_000000452009_00479_03038_3200.N1	29-SEP-2002 07:35:40	Dark	45.000	135	Bet Hyi	2.8200	5800.0	90	3038	No
108	GOM_NL__2PRFIN20020929_073740_000000482009_00479_03038_3201.N1	29-SEP-2002 07:37:40	Dark	48.000	143	Alp Hyi	2.8570	7200.0	96	3038	No
109	GOM_NL__2PRFIN20020929_073908_000000592009_00479_03038_3202.N1	29-SEP-2002 07:39:08	Dark	59.000	9	Alp Eri	0.45300	24000.	118	3038	No
110	GOM_NL__2PRFIN20020929_074438_000000532009_00479_03038_3203.N1	29-SEP-2002 07:44:38	Straylight	52.500	63	Bet Gru	2.1500	2800.0	105	3038	No
111	GOM_NL__2PRFIN20020929_074915_000000472009_00479_03038_3204.N1	29-SEP-2002 07:49:15	Straylight	47.000	18	24Alp PsA	1.1660	9700.0	94	3038	No
112	GOM_NL__2PRFIN20020929_075130_000000602009_00479_03038_3205.N1	29-SEP-2002 07:51:30	Straylight	59.500	52	16Bet Cet	2.0370	4500.0	119	3038	No
113	GOM_NL__2PRFIN20020929_075757_000000462009_00479_03038_3206.N1	29-SEP-2002 07:57:57	Bright	45.500	162	34Alp Aqr	2.9440	5350.0	91	3038	No
114	GOM_NL__2PRFIN20020929_080145_000000452009_00479_03038_3207.N1	29-SEP-2002 08:01:45	Bright	45.000	90	54Alp Peg	2.4870	11000.	90	3038	No
115	GOM_NL__2PRFIN20020929_080525_000000452009_00479_03038_3208.N1	29-SEP-2002 08:05:25	Bright	44.500	93	53Bet Peg	2.5200	3100.0	89	3038	No
116	GOM_NL__2PRFIN20020929_081017_000000602009_00479_03038_3209.N1	29-SEP-2002 08:10:17	Bright	60.000	53	43Bet And	2.0480	3300.0	120	3038	No
117	GOM_NL__2PRFIN20020929_081457_000000472009_00479_03038_3210.N1	29-SEP-2002 08:14:57	Bright	47.000	74	11Bet Cas	2.2680	6600.0	94	3038	No
118	GOM_NL__2PRFIN20020929_081620_000000492009_00479_03038_3211.N1	29-SEP-2002 08:16:20	Bright	49.000	76	27Gam Cas	2.3000	30000.	98	3038	No
119	GOM_NL__2PRFIN20020929_082034_000000622009_00479_03038_3212.N1	29-SEP-2002 08:20:34	Bright	62.000	160	23Gam Per	2.9300	4700.0	124	3038	No
120	GOM_NL__2PRFIN20020929_082248_000000422009_00479_03038_3213.N1	29-SEP-2002 08:22:48	Bright	41.500	49	1Alp UMi	1.9900	6300.0	83	3038	No
121	GOM_NL__2PRFIN20020929_104922_000000552009_00481_03040_3219.N1	29-SEP-2002 10:49:22	Dark	54.500	2	Alp Car	-0.73600	7000.0	109	3040	No
122	GOM_NL__2PRFIN20020929_105115_000000732009_00481_03040_3220.N1	29-SEP-2002 10:51:15	Dark	72.500	108	Alp Col	2.6520	15200.	145	3040	No
123	GOM_NL__2PRFIN20020929_105353_000001612009_00481_03040_3221.N1	29-SEP-2002 10:53:53	Dark	160.50	101	11Alp Lep	2.5820	7000.0	321	3040	No
124	GOM_NL__2PRFIN20020929_105852_000000462009_00481_03040_3222.N1	29-SEP-2002 10:58:52	Dark	46.000	143	Alp Hyi	2.8570	7200.0	92	3040	No
125	GOM_NL__2PRFIN20020929_110020_000000572009_00481_03040_3223.N1	29-SEP-2002 11:00:20	Dark	57.000	9	Alp Eri	0.45300	24000.	114	3040	No
126	GOM_NL__2PRFIN20020929_110551_000000512009_00481_03040_3224.N1	29-SEP-2002 11:05:51	Straylight	50.500	63	Bet Gru	2.1500	2800.0	101	3040	No
127	GOM_NL__2PRFIN20020929_111028_000000512009_00481_03040_3225.N1	29-SEP-2002 11:10:28	Straylight	50.500	18	24Alp PsA	1.1660	9700.0	101	3040	No
128	GOM_NL__2PRFIN20020929_111243_000000652009_00481_03040_3226.N1	29-SEP-2002 11:12:43	Straylight	64.500	52	16Bet Cet	2.0370	4500.0	129	3040	No
129	GOM_NL__2PRFIN20020929_111909_000000332009_00481_03040_3227.N1	29-SEP-2002 11:19:09	Twilight	32.500	162	34Alp Aqr	2.9440	5350.0	65	3040	No
130	GOM_NL__2PRFIN20020929_125320_000000602009_00482_03041_3219.N1	29-SEP-2002 12:53:20	Straylight	60.000	52	16Bet Cet	2.0370	4500.0	120	3041	No
131	GOM_NL__2PRFIN20020929_125946_000000452009_00482_03041_3220.N1	29-SEP-2002 12:59:46	Bright	44.500	162	34Alp Aqr	2.9440	5350.0	89	3041	No
132	GOM_NL__2PRFIN20020929_130334_000000452009_00482_03041_3221.N1	29-SEP-2002 13:03:34	Bright	44.500	90	54Alp Peg	2.4870	11000.	89	3041	No
133	GOM_NL__2PRFIN20020929_130713_000000432009_00482_03041_3222.N1	29-SEP-2002 13:07:13	Bright	42.500	93	53Bet Peg	2.5200	3100.0	85	3041	No
134	GOM_NL__2PRFIN20020929_131203_000000582009_00482_03041_3223.N1	29-SEP-2002 13:12:03	Bright	58.000	53	43Bet And	2.0480	3300.0	116	3041	No
135	GOM_NL__2PRFIN20020929_131644_000000472009_00482_03041_3224.N1	29-SEP-2002 13:16:44	Bright	47.000	74	11Bet Cas	2.2680	6600.0	94	3041	No
136	GOM_NL__2PRFIN20020929_131808_000000492009_00482_03041_3225.N1	29-SEP-2002 13:18:08	Bright	49.000	76	27Gam Cas	2.3000	30000.	98	3041	No
137	GOM_NL__2PRFIN20020929_132436_000000442009_00482_03041_3226.N1	29-SEP-2002 13:24:36	Bright	44.000	49	1Alp UMi	1.9900	6300.0	88	3041	No
138	GOM_NL__2PRFIN20020929_132633_000000432009_00482_03041_3227.N1	29-SEP-2002 13:26:33	Bright	42.500	60	7Bet UMi	2.0810	3950.0	85	3041	No
139	GOM_NL__2PRFIN20020929_133230_000000402009_00482_03041_3228.N1	29-SEP-2002 13:32:30	Bright	40.000	36	50Alp UMa	1.8000	6300.0	80	3041	No
140	GOM_NL__2PRFIN20020929_133400_000000402009_00482_03041_3229.N1	29-SEP-2002 13:34:00	Bright	39.500	82	48Bet UMa	2.3650	10600.	79	3041	No
141	GOM_NL__2PRFIN20020929_133712_000000412009_00482_03041_3230.N1	29-SEP-2002 13:37:12	Bright	40.500	174	52Psi UMa	3.0040	4400.0	81	3041	No
142	GOM_NL__2PRFIN20020929_134658_000001072009_00482_03041_3231.N1	29-SEP-2002 13:46:58	Twilight	106.50	170	27Eps Gem	3.0000	9700.0	213	3041	No
143	GOM_NL__2PRFIN20020929_135252_000001452009_00482_03041_3232.N1	29-SEP-2002 13:52:52	Dark	144.50	44	24Gam Gem	1.9280	11000.	289	3041	No
144	GOM_NL__2PRFIN20020929_140014_000000542009_00482_03041_3233.N1	29-SEP-2002 14:00:14	Dark	53.500	132	15Rho Pup	2.8030	6900.0	107	3041	No
145	GOM_NL__2PRFIN20020929_140418_000000892009_00482_03041_3234.N1	29-SEP-2002 14:04:18	Dark	88.500	1	9Alp CMa	-1.4400	11000.	177	3041	No
146	GOM_NL__2PRFIN20020929_141036_000000592009_00483_03042_3219.N1	29-SEP-2002 14:10:36	Dark	58.500	2	Alp Car	-0.73600	7000.0	117	3042	No
147	GOM_NL__2PRFIN20020929_141230_000000702009_00483_03042_3220.N1	29-SEP-2002 14:12:30	Dark	70.000	108	Alp Col	2.6520	15200.	140	3042	No
148	GOM_NL__2PRFIN20020929_141512_000001592009_00483_03042_3221.N1	29-SEP-2002 14:15:12	Dark	158.50	101	11Alp Lep	2.5820	7000.0	317	3042	No
149	GOM_NL__2PRFIN20020929_142006_000000462009_00483_03042_3222.N1	29-SEP-2002 14:20:06	Dark	46.000	143	Alp Hyi	2.8570	7200.0	92	3042	No
150	GOM_NL__2PRFIN20020929_142134_000000542009_00483_03042_3223.N1	29-SEP-2002 14:21:34	Dark	53.500	9	Alp Eri	0.45300	24000.	107	3042	No
151	GOM_NL__2PRFIN20020929_142703_000000522009_00483_03042_3224.N1	29-SEP-2002 14:27:03	Straylight	51.500	63	Bet Gru	2.1500	2800.0	103	3042	No
152	GOM_NL__2PRFIN20020929_143141_000000502009_00483_03042_3225.N1	29-SEP-2002 14:31:41	Straylight	50.000	18	24Alp PsA	1.1660	9700.0	100	3042	No
153	GOM_NL__2PRFIN20020929_143357_000000592009_00483_03042_3226.N1	29-SEP-2002 14:33:57	Straylight	59.000	52	16Bet Cet	2.0370	4500.0	118	3042	No
154	GOM_NL__2PRFIN20020929_144022_000000452009_00483_03042_3227.N1	29-SEP-2002 14:40:22	Bright	44.500	162	34Alp Aqr	2.9440	5350.0	89	3042	No
155	GOM_NL__2PRFIN20020929_144410_000000442009_00483_03042_3228.N1	29-SEP-2002 14:44:10	Bright	44.000	90	54Alp Peg	2.4870	11000.	88	3042	No
156	GOM_NL__2PRFIN20020929_144750_000000462009_00483_03042_3229.N1	29-SEP-2002 14:47:50	Bright	45.500	93	53Bet Peg	2.5200	3100.0	91	3042	No
157	GOM_NL__2PRFIN20020929_145237_000000612009_00483_03042_3230.N1	29-SEP-2002 14:52:37	Bright	61.000	53	43Bet And	2.0480	3300.0	122	3042	No
158	GOM_NL__2PRFIN20020929_145719_000000472009_00483_03042_3231.N1	29-SEP-2002 14:57:19	Bright	47.000	74	11Bet Cas	2.2680	6600.0	94	3042	No
159	GOM_NL__2PRFIN20020929_145843_000000492009_00483_03042_3232.N1	29-SEP-2002 14:58:43	Bright	49.000	76	27Gam Cas	2.3000	30000.	98	3042	No
160	GOM_NL__2PRFIN20020929_150254_000000622009_00483_03042_3233.N1	29-SEP-2002 15:02:54	Bright	61.500	160	23Gam Per	2.9300	4700.0	123	3042	No

161	GOM_NL__2PRFIN20020929_150511_000000452009_00483_03042_3234.N1	29-SEP-2002 15:05:11	Bright	44.500	49	1Alp UMi	1.9900	6300.0	89	3042	No
162	GOM_NL__2PRFIN20020929_150708_000000452009_00483_03042_3235.N1	29-SEP-2002 15:07:08	Bright	44.500	60	7Bet UMi	2.0810	3950.0	89	3042	No
163	GOM_NL__2PRFIN20020929_151305_000000422009_00483_03042_3236.N1	29-SEP-2002 15:13:05	Bright	41.500	36	50Alp UMa	1.8000	6300.0	83	3042	No
164	GOM_NL__2PRFIN20020929_151435_000000442009_00483_03042_3237.N1	29-SEP-2002 15:14:35	Bright	43.500	82	48Bet UMa	2.3650	10600.	87	3042	No
165	GOM_NL__2PRFIN20020929_151747_000000432009_00483_03042_3238.N1	29-SEP-2002 15:17:47	Bright	42.500	174	52Psi UMa	3.0040	4400.0	85	3042	No
166	GOM_NL__2PRFIN20020929_152734_000001092009_00483_03042_3239.N1	29-SEP-2002 15:27:34	Tw_i_and_stray	109.00	170	27Eps Gem	3.0000	9700.0	218	3042	No
167	GOM_NL__2PRFIN20020929_153330_000001422009_00483_03042_3240.N1	29-SEP-2002 15:33:30	Dark	142.00	44	24Gam Gem	1.9280	11000.	284	3042	No
168	GOM_NL__2PRFIN20020929_154050_000000592009_00483_03042_3241.N1	29-SEP-2002 15:40:50	Dark	59.000	132	15Rho Pup	2.8030	6900.0	118	3042	No
169	GOM_NL__2PRFIN20020929_154456_000000992009_00483_03042_3242.N1	29-SEP-2002 15:44:56	Dark	99.000	1	9Alp CMa	-1.4400	11000.	198	3042	No
170	GOM_NL__2PRFIN20020929_155112_000000552009_00484_03043_3219.N1	29-SEP-2002 15:51:12	Dark	54.500	2	Alp Car	-0.73600	7000.0	109	3043	No
171	GOM_NL__2PRFIN20020929_155307_000000702009_00484_03043_3220.N1	29-SEP-2002 15:53:07	Dark	70.000	108	Alp Col	2.6520	15200.	140	3043	No
172	GOM_NL__2PRFIN20020929_155551_000001552009_00484_03043_3221.N1	29-SEP-2002 15:55:51	Dark	154.50	101	11Alp Lep	2.5820	7000.0	309	3043	No
173	GOM_NL__2PRFIN20020929_160042_000000472009_00484_03043_3222.N1	29-SEP-2002 16:00:42	Dark	46.500	143	Alp Hyi	2.8570	7200.0	93	3043	No
174	GOM_NL__2PRFIN20020929_160210_000000492009_00484_03043_3223.N1	29-SEP-2002 16:02:10	Dark	49.000	9	Alp Eri	0.45300	24000.	98	3043	No
175	GOM_NL__2PRFIN20020929_160739_000000582009_00484_03043_3224.N1	29-SEP-2002 16:07:39	Straylight	57.500	63	Bet Gru	2.1500	2800.0	115	3043	No
176	GOM_NL__2PRFIN20020929_161216_000000512009_00484_03043_3225.N1	29-SEP-2002 16:12:16	Straylight	50.500	18	24Alp PsA	1.1660	9700.0	101	3043	No
177	GOM_NL__2PRFIN20020929_161432_000000602009_00484_03043_3226.N1	29-SEP-2002 16:14:32	Straylight	60.000	52	16Bet Cet	2.0370	4500.0	120	3043	No
178	GOM_NL__2PRFIN20020929_162058_000000462009_00484_03043_3227.N1	29-SEP-2002 16:20:58	Bright	45.500	162	34Alp Aqr	2.9440	5350.0	91	3043	No
179	GOM_NL__2PRFIN20020929_162445_000000452009_00484_03043_3228.N1	29-SEP-2002 16:24:45	Bright	44.500	90	54Alp Peg	2.4870	11000.	89	3043	No
180	GOM_NL__2PRFIN20020929_162825_000000442009_00484_03043_3229.N1	29-SEP-2002 16:28:25	Bright	44.000	93	53Bet Peg	2.5200	3100.0	88	3043	No
181	GOM_NL__2PRFIN20020929_163313_000000582009_00484_03043_3230.N1	29-SEP-2002 16:33:13	Bright	57.500	53	43Bet And	2.0480	3300.0	115	3043	No
182	GOM_NL__2PRFIN20020929_163755_000000472009_00484_03043_3231.N1	29-SEP-2002 16:37:55	Bright	46.500	74	11Bet Cas	2.2680	6600.0	93	3043	No
183	GOM_NL__2PRFIN20020929_163919_000000492009_00484_03043_3232.N1	29-SEP-2002 16:39:19	Bright	49.000	76	27Gam Cas	2.3000	30000.	98	3043	No
184	GOM_NL__2PRFIN20020929_164329_000000642009_00484_03043_3233.N1	29-SEP-2002 16:43:29	Bright	63.500	160	23Gam Per	2.9300	4700.0	127	3043	No
185	GOM_NL__2PRFIN20020929_164548_000000442009_00484_03043_3234.N1	29-SEP-2002 16:45:48	Bright	43.500	49	1Alp UMi	1.9900	6300.0	87	3043	No
186	GOM_NL__2PRFIN20020929_164745_000000442009_00484_03043_3235.N1	29-SEP-2002 16:47:45	Bright	44.000	60	7Bet UMi	2.0810	3950.0	88	3043	No
187	GOM_NL__2PRFIN20020929_165342_000000422009_00484_03043_3236.N1	29-SEP-2002 16:53:42	Bright	41.500	36	50Alp UMa	1.8000	6300.0	83	3043	No
188	GOM_NL__2PRFIN20020929_165512_000000422009_00484_03043_3237.N1	29-SEP-2002 16:55:12	Bright	42.000	82	48Bet UMa	2.3650	10600.	84	3043	No
189	GOM_NL__2PRFIN20020929_165824_000000422009_00484_03043_3238.N1	29-SEP-2002 16:58:24	Bright	41.500	174	52Psi UMa	3.0040	4400.0	83	3043	No
190	GOM_NL__2PRFIN20020929_170811_000001202009_00484_03043_3239.N1	29-SEP-2002 17:08:11	Tw_i_and_stray	119.50	170	27Eps Gem	3.0000	9700.0	239	3043	No
191	GOM_NL__2PRFIN20020929_171408_000001462009_00484_03043_3240.N1	29-SEP-2002 17:14:08	Dark	146.00	44	24Gam Gem	1.9280	11000.	292	3043	No
192	GOM_NL__2PRFIN20020929_172127_000000552009_00484_03043_3241.N1	29-SEP-2002 17:21:27	Dark	55.000	132	15Rho Pup	2.8030	6900.0	110	3043	No
193	GOM_NL__2PRFIN20020929_172534_000001042009_00484_03043_3242.N1	29-SEP-2002 17:25:34	Dark	103.50	1	9Alp CMa	-1.4400	11000.	207	3043	No
194	GOM_NL__2PRFIN20020929_173149_000000562009_00485_03044_3219.N1	29-SEP-2002 17:31:49	Dark	55.500	2	Alp Car	-0.73600	7000.0	111	3044	No
195	GOM_NL__2PRFIN20020929_173345_000000722009_00485_03044_3220.N1	29-SEP-2002 17:33:45	Dark	72.000	108	Alp Col	2.6520	15200.	144	3044	No
196	GOM_NL__2PRFIN20020929_173630_000001582009_00485_03044_3221.N1	29-SEP-2002 17:36:30	Dark	157.50	101	11Alp Lep	2.5820	7000.0	315	3044	No
197	GOM_NL__2PRFIN20020929_174118_000000472009_00485_03044_3222.N1	29-SEP-2002 17:41:18	Dark	47.000	143	Alp Hyi	2.8570	7200.0	94	3044	No
198	GOM_NL__2PRFIN20020929_174246_000000492009_00485_03044_3223.N1	29-SEP-2002 17:42:46	Dark	48.500	9	Alp Eri	0.45300	24000.	97	3044	No
199	GOM_NL__2PRFIN20020929_174815_000000562009_00485_03044_3224.N1	29-SEP-2002 17:48:15	Straylight	55.500	63	Bet Gru	2.1500	2800.0	111	3044	No
200	GOM_NL__2PRFIN20020929_175252_000000522009_00485_03044_3225.N1	29-SEP-2002 17:52:52	Straylight	51.500	18	24Alp PsA	1.1660	9700.0	103	3044	No
201	GOM_NL__2PRFIN20020929_175508_000000602009_00485_03044_3226.N1	29-SEP-2002 17:55:08	Straylight	60.000	52	16Bet Cet	2.0370	4500.0	120	3044	No
202	GOM_NL__2PRFIN20020929_180134_000000462009_00485_03044_3227.N1	29-SEP-2002 18:01:34	Bright	45.500	162	34Alp Aqr	2.9440	5350.0	91	3044	No
203	GOM_NL__2PRFIN20020929_180521_000000442009_00485_03044_3228.N1	29-SEP-2002 18:05:21	Bright	44.000	90	54Alp Peg	2.4870	11000.	88	3044	No
204	GOM_NL__2PRFIN20020929_180901_000000462009_00485_03044_3229.N1	29-SEP-2002 18:09:01	Bright	45.500	93	53Bet Peg	2.5200	3100.0	91	3044	No
205	GOM_NL__2PRFIN20020929_181348_000000582009_00485_03044_3230.N1	29-SEP-2002 18:13:48	Bright	58.000	53	43Bet And	2.0480	3300.0	116	3044	No
206	GOM_NL__2PRFIN20020929_181831_000000482009_00485_03044_3231.N1	29-SEP-2002 18:18:31	Bright	47.500	74	11Bet Cas	2.2680	6600.0	95	3044	No
207	GOM_NL__2PRFIN20020929_181954_000000482009_00485_03044_3232.N1	29-SEP-2002 18:19:54	Bright	48.000	76	27Gam Cas	2.3000	30000.	96	3044	No
208	GOM_NL__2PRFIN20020929_182404_000000632009_00485_03044_3233.N1	29-SEP-2002 18:24:04	Bright	62.500	160	23Gam Per	2.9300	4700.0	125	3044	No
209	GOM_NL__2PRFIN20020929_182623_000000452009_00485_03044_3234.N1	29-SEP-2002 18:26:23	Bright	45.000	49	1Alp UMi	1.9900	6300.0	90	3044	No
210	GOM_NL__2PRFIN20020929_182821_000000452009_00485_03044_3235.N1	29-SEP-2002 18:28:21	Bright	44.500	60	7Bet UMi	2.0810	3950.0	89	3044	No
211	GOM_NL__2PRFIN20020929_183418_000000422009_00485_03044_3236.N1	29-SEP-2002 18:34:18	Bright	42.000	36	50Alp UMa	1.8000	6300.0	84	3044	No
212	GOM_NL__2PRFIN20020929_183548_000000422009_00485_03044_3237.N1	29-SEP-2002 18:35:48	Bright	41.500	82	48Bet UMa	2.3650	10600.	83	3044	No
213	GOM_NL__2PRFIN20020929_183900_000000412009_00485_03044_3238.N1	29-SEP-2002 18:39:00	Bright	41.000	174	52Psi UMa	3.0040	4400.0	82	3044	No
214	GOM_NL__2PRFIN20020929_184848_000001122009_00485_03044_3239.N1	29-SEP-2002 18:48:48	Tw_i_and_stray	112.00	170	27Eps Gem	3.0000	9700.0	224	3044	No
215	GOM_NL__2PRFIN20020929_185446_000001502009_00485_03044_3240.N1	29-SEP-2002 18:54:46	Dark	149.50	44	24Gam Gem	1.9280	11000.	299	3044	No
216	GOM_NL__2PRFIN20020929_190203_000000552009_00485_03044_3241.N1	29-SEP-2002 19:02:03	Dark	54.500	132	15Rho Pup	2.8030	6900.0	109	3044	No
217	GOM_NL__2PRFIN20020929_190612_000001022009_00485_03044_3242.N1	29-SEP-2002 19:06:12	Dark	101.50	1	9Alp CMa	-1.4400	11000.	203	3044	No
218	GOM_NL__2PRFIN20020929_191226_000000672009_00486_03045_3219.N1	29-SEP-2002 19:12:26	Dark	67.000	2	Alp Car	-0.73600	7000.0	134	3045	No
219	GOM_NL__2PRFIN20020929_191423_000000722009_00486_03045_3220.N1	29-SEP-2002 19:14:23	Dark	72.000	108	Alp Col	2.6520	15200.	144	3045	No

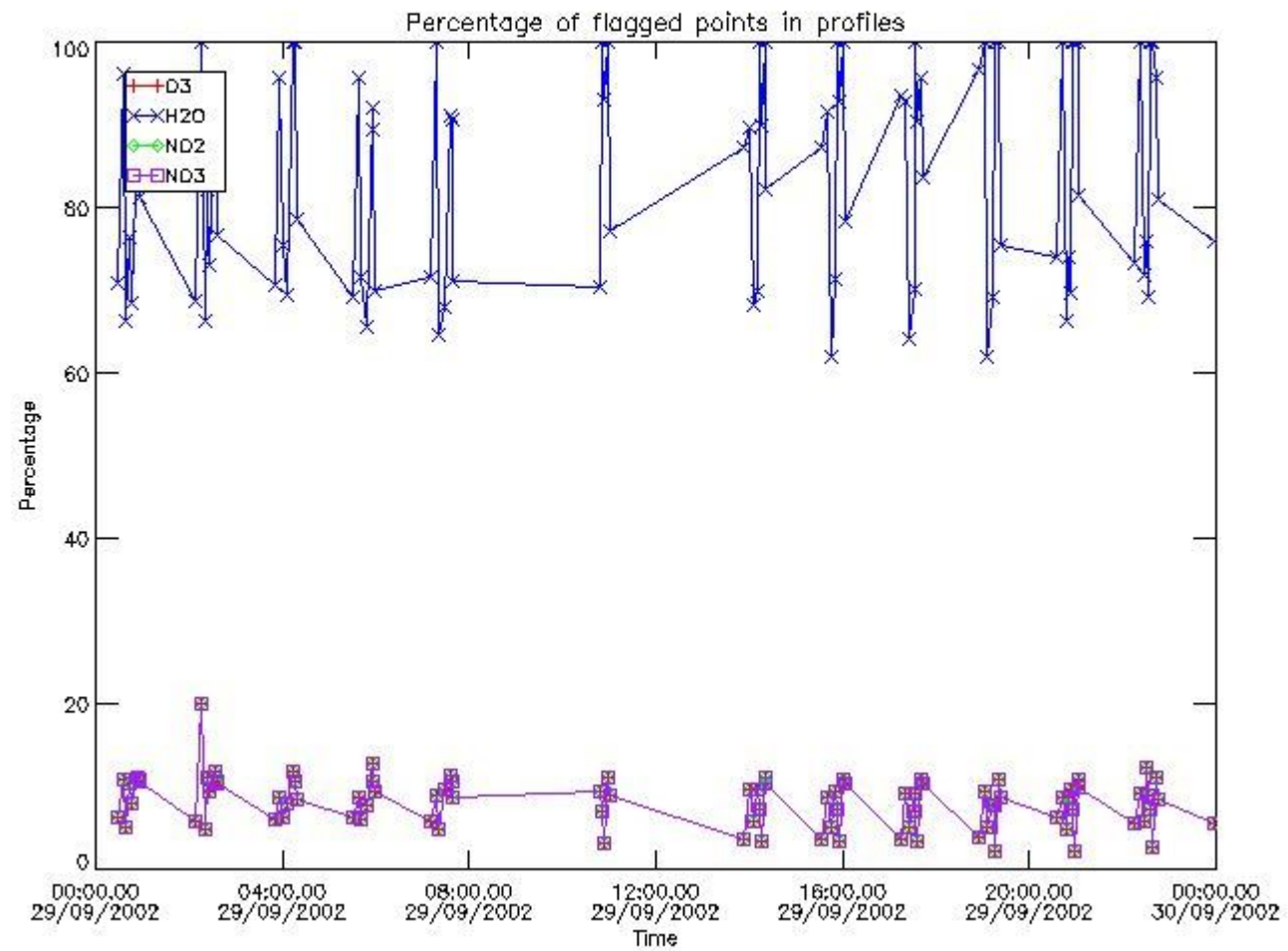
220	GOM_NL__2PRFIN20020929_191638_000002312009_00486_03045_3221.N1	29-SEP-2002 19:16:38	Dark	231.00	56	53Kap Ori	2.0650	30000.	462	3045	No
221	GOM_NL__2PRFIN20020929_192155_000000472009_00486_03045_3222.N1	29-SEP-2002 19:21:55	Dark	46.500	143	Alp Hyi	2.8570	7200.0	93	3045	No
222	GOM_NL__2PRFIN20020929_192322_000000592009_00486_03045_3223.N1	29-SEP-2002 19:23:22	Dark	59.000	9	Alp Eri	0.45300	24000.	118	3045	No
223	GOM_NL__2PRFIN20020929_192851_000000522009_00486_03045_3224.N1	29-SEP-2002 19:28:51	Straylight	52.000	63	Bet Gru	2.1500	2800.0	104	3045	No
224	GOM_NL__2PRFIN20020929_193328_000000452009_00486_03045_3225.N1	29-SEP-2002 19:33:28	Straylight	45.000	18	24Alp PsA	1.1660	9700.0	90	3045	No
225	GOM_NL__2PRFIN20020929_193544_000000602009_00486_03045_3226.N1	29-SEP-2002 19:35:44	Straylight	59.500	52	16Bet Cet	2.0370	4500.0	119	3045	No
226	GOM_NL__2PRFIN20020929_194211_000000452009_00486_03045_3227.N1	29-SEP-2002 19:42:11	Bright	45.000	162	34Alp Aqr	2.9440	5350.0	90	3045	No
227	GOM_NL__2PRFIN20020929_194557_000000452009_00486_03045_3228.N1	29-SEP-2002 19:45:57	Bright	45.000	90	54Alp Peg	2.4870	11000.	90	3045	No
228	GOM_NL__2PRFIN20020929_194937_000000482009_00486_03045_3229.N1	29-SEP-2002 19:49:37	Bright	47.500	93	53Bet Peg	2.5200	3100.0	95	3045	No
229	GOM_NL__2PRFIN20020929_195223_000000812009_00486_03045_3230.N1	29-SEP-2002 19:52:23	Bright	80.500	105	6Bet Ari	2.6450	8900.0	161	3045	No
230	GOM_NL__2PRFIN20020929_195907_000000482009_00486_03045_3231.N1	29-SEP-2002 19:59:07	Bright	47.500	74	11Bet Cas	2.2680	6600.0	95	3045	No
231	GOM_NL__2PRFIN20020929_200030_000000502009_00486_03045_3232.N1	29-SEP-2002 20:00:30	Bright	50.000	76	27Gam Cas	2.3000	30000.	100	3045	No
232	GOM_NL__2PRFIN20020929_200439_000000632009_00486_03045_3233.N1	29-SEP-2002 20:04:39	Bright	62.500	160	23Gam Per	2.9300	4700.0	125	3045	No
233	GOM_NL__2PRFIN20020929_200659_000000452009_00486_03045_3234.N1	29-SEP-2002 20:06:59	Bright	44.500	49	1Alp UMi	1.9900	6300.0	89	3045	No
234	GOM_NL__2PRFIN20020929_200857_000000462009_00486_03045_3235.N1	29-SEP-2002 20:08:57	Bright	46.000	60	7Bet UMi	2.0810	3950.0	92	3045	No
235	GOM_NL__2PRFIN20020929_201453_000000462009_00486_03045_3236.N1	29-SEP-2002 20:14:53	Bright	45.500	36	50Alp UMa	1.8000	6300.0	91	3045	No
236	GOM_NL__2PRFIN20020929_201624_000000442009_00486_03045_3237.N1	29-SEP-2002 20:16:24	Bright	43.500	82	48Bet UMa	2.3650	10600.	87	3045	No
237	GOM_NL__2PRFIN20020929_201936_000000412009_00486_03045_3238.N1	29-SEP-2002 20:19:36	Bright	41.000	174	52Psi UMa	3.0040	4400.0	82	3045	No
238	GOM_NL__2PRFIN20020929_203532_000000812009_00486_03045_3239.N1	29-SEP-2002 20:35:32	Dark	81.000	8	10Alp CMi	0.40000	6500.0	162	3045	No
239	GOM_NL__2PRFIN20020929_204240_000000592009_00486_03045_3240.N1	29-SEP-2002 20:42:40	Dark	59.000	132	15Rho Pup	2.8030	6900.0	118	3045	No
240	GOM_NL__2PRFIN20020929_204649_000001072009_00486_03045_3241.N1	29-SEP-2002 20:46:49	Dark	107.00	1	9Alp CMa	-1.4400	11000.	214	3045	No
241	GOM_NL__2PRFIN20020929_205018_000000582009_00486_03045_3242.N1	29-SEP-2002 20:50:18	Dark	58.000	41	Eps Car	1.8600	4100.0	116	3045	No
242	GOM_NL__2PRFIN20020929_205302_000000582009_00487_03046_3219.N1	29-SEP-2002 20:53:02	Dark	58.000	2	Alp Car	-0.73600	7000.0	116	3046	No
243	GOM_NL__2PRFIN20020929_205500_000000702009_00487_03046_3220.N1	29-SEP-2002 20:55:00	Dark	69.500	108	Alp Col	2.6520	15200.	139	3046	No
244	GOM_NL__2PRFIN20020929_205720_000002312009_00487_03046_3221.N1	29-SEP-2002 20:57:20	Dark	231.00	56	53Kap Ori	2.0650	30000.	462	3046	No
245	GOM_NL__2PRFIN20020929_210231_000000472009_00487_03046_3222.N1	29-SEP-2002 21:02:31	Dark	46.500	143	Alp Hyi	2.8570	7200.0	93	3046	No
246	GOM_NL__2PRFIN20020929_210359_000000512009_00487_03046_3223.N1	29-SEP-2002 21:03:59	Dark	51.000	9	Alp Eri	0.45300	24000.	102	3046	No
247	GOM_NL__2PRFIN20020929_210927_000000562009_00487_03046_3224.N1	29-SEP-2002 21:09:27	Straylight	56.000	63	Bet Gru	2.1500	2800.0	112	3046	No
248	GOM_NL__2PRFIN20020929_211405_000000502009_00487_03046_3225.N1	29-SEP-2002 21:14:05	Straylight	50.000	18	24Alp PsA	1.1660	9700.0	100	3046	No
249	GOM_NL__2PRFIN20020929_211620_000000602009_00487_03046_3226.N1	29-SEP-2002 21:16:20	Straylight	60.000	52	16Bet Cet	2.0370	4500.0	120	3046	No
250	GOM_NL__2PRFIN20020929_212247_000000452009_00487_03046_3227.N1	29-SEP-2002 21:22:47	Bright	45.000	162	34Alp Aqr	2.9440	5350.0	90	3046	No
251	GOM_NL__2PRFIN20020929_212633_000000452009_00487_03046_3228.N1	29-SEP-2002 21:26:33	Bright	44.500	90	54Alp Peg	2.4870	11000.	89	3046	No
252	GOM_NL__2PRFIN20020929_213012_000000472009_00487_03046_3229.N1	29-SEP-2002 21:30:12	Bright	46.500	93	53Bet Peg	2.5200	3100.0	93	3046	No
253	GOM_NL__2PRFIN20020929_213257_000000802009_00487_03046_3230.N1	29-SEP-2002 21:32:57	Bright	79.500	105	6Bet Ari	2.6450	8900.0	159	3046	No
254	GOM_NL__2PRFIN20020929_213942_000000492009_00487_03046_3231.N1	29-SEP-2002 21:39:42	Bright	49.000	74	11Bet Cas	2.2680	6600.0	98	3046	No
255	GOM_NL__2PRFIN20020929_214105_000000492009_00487_03046_3232.N1	29-SEP-2002 21:41:05	Bright	49.000	76	27Gam Cas	2.3000	30000.	98	3046	No
256	GOM_NL__2PRFIN20020929_214514_000000632009_00487_03046_3233.N1	29-SEP-2002 21:45:14	Bright	62.500	160	23Gam Per	2.9300	4700.0	125	3046	No
257	GOM_NL__2PRFIN20020929_214735_000000412009_00487_03046_3234.N1	29-SEP-2002 21:47:35	Bright	41.000	49	1Alp UMi	1.9900	6300.0	82	3046	No
258	GOM_NL__2PRFIN20020929_214934_000000452009_00487_03046_3235.N1	29-SEP-2002 21:49:34	Bright	45.000	60	7Bet UMi	2.0810	3950.0	90	3046	No
259	GOM_NL__2PRFIN20020929_215529_000000452009_00487_03046_3236.N1	29-SEP-2002 21:55:29	Bright	45.000	36	50Alp UMa	1.8000	6300.0	90	3046	No
260	GOM_NL__2PRFIN20020929_215700_000000582009_00487_03046_3237.N1	29-SEP-2002 21:57:00	Bright	58.000	82	48Bet UMa	2.3650	10600.	116	3046	No
261	GOM_NL__2PRFIN20020929_220012_000000422009_00487_03046_3238.N1	29-SEP-2002 22:00:12	Bright	42.000	174	52Psi UMa	3.0040	4400.0	84	3046	No
262	GOM_NL__2PRFIN20020929_221609_000000922009_00487_03046_3239.N1	29-SEP-2002 22:16:09	Dark	92.000	8	10Alp CMi	0.40000	6500.0	184	3046	No
263	GOM_NL__2PRFIN20020929_222317_000000562009_00487_03046_3240.N1	29-SEP-2002 22:23:17	Dark	56.000	132	15Rho Pup	2.8030	6900.0	112	3046	No
264	GOM_NL__2PRFIN20020929_222727_000000882009_00487_03046_3241.N1	29-SEP-2002 22:27:27	Dark	87.500	1	9Alp CMa	-1.4400	11000.	175	3046	No
265	GOM_NL__2PRFIN20020929_223055_000000462009_00487_03046_3242.N1	29-SEP-2002 22:30:55	Dark	46.000	41	Eps Car	1.8600	4100.0	92	3046	No
266	GOM_NL__2PRFIN20020929_223339_000000572009_00488_03047_3219.N1	29-SEP-2002 22:33:39	Dark	57.000	2	Alp Car	-0.73600	7000.0	114	3047	No
267	GOM_NL__2PRFIN20020929_223537_000000712009_00488_03047_3220.N1	29-SEP-2002 22:35:37	Dark	70.500	108	Alp Col	2.6520	15200.	141	3047	No
268	GOM_NL__2PRFIN20020929_223803_000002312009_00488_03047_3221.N1	29-SEP-2002 22:38:03	Dark	231.00	56	53Kap Ori	2.0650	30000.	462	3047	No
269	GOM_NL__2PRFIN20020929_224307_000000462009_00488_03047_3222.N1	29-SEP-2002 22:43:07	Dark	45.500	143	Alp Hyi	2.8570	7200.0	91	3047	No
270	GOM_NL__2PRFIN20020929_224435_000000612009_00488_03047_3223.N1	29-SEP-2002 22:44:35	Dark	60.500	9	Alp Eri	0.45300	24000.	121	3047	No
271	GOM_NL__2PRFIN20020929_225003_000000582009_00488_03047_3224.N1	29-SEP-2002 22:50:03	Straylight	58.000	63	Bet Gru	2.1500	2800.0	116	3047	No
272	GOM_NL__2PRFIN20020929_225441_000000502009_00488_03047_3225.N1	29-SEP-2002 22:54:41	Straylight	50.000	18	24Alp PsA	1.1660	9700.0	100	3047	No
273	GOM_NL__2PRFIN20020929_225656_000000612009_00488_03047_3226.N1	29-SEP-2002 22:56:56	Straylight	60.500	52	16Bet Cet	2.0370	4500.0	121	3047	No
274	GOM_NL__2PRFIN20020929_230323_000000452009_00488_03047_3227.N1	29-SEP-2002 23:03:23	Bright	45.000	162	34Alp Aqr	2.9440	5350.0	90	3047	No
275	GOM_NL__2PRFIN20020929_230709_000000432009_00488_03047_3228.N1	29-SEP-2002 23:07:09	Bright	42.500	90	54Alp Peg	2.4870	11000.	85	3047	No
276	GOM_NL__2PRFIN20020929_231048_000000472009_00488_03047_3229.N1	29-SEP-2002 23:10:48	Bright	46.500	93	53Bet Peg	2.5200	3100.0	93	3047	No
277	GOM_NL__2PRFIN20020929_231332_000000772009_00488_03047_3230.N1	29-SEP-2002 23:13:32	Bright	76.500	105	6Bet Ari	2.6450	8900.0	153	3047	No
278	GOM_NL__2PRFIN20020929_232018_000000472009_00488_03047_3231.N1	29-SEP-2002 23:20:18	Bright	47.000	74	11Bet Cas	2.2680	6600.0	94	3047	No

279	GOM_NL__2PRFIN20020929_232141_000000502009_00488_03047_3232.N1	29-SEP-2002 23:21:41	Bright	50.000	76	27Gam Cas	2.3000	30000.	100	3047	No
280	GOM_NL__2PRFIN20020929_232548_000000642009_00488_03047_3233.N1	29-SEP-2002 23:25:48	Bright	63.500	160	23Gam Per	2.9300	4700.0	127	3047	No
281	GOM_NL__2PRFIN20020929_232811_000000432009_00488_03047_3234.N1	29-SEP-2002 23:28:11	Bright	42.500	49	1Alp UMi	1.9900	6300.0	85	3047	No
282	GOM_NL__2PRFIN20020929_233010_000000462009_00488_03047_3235.N1	29-SEP-2002 23:30:10	Bright	46.000	60	7Bet UMi	2.0810	3950.0	92	3047	No
283	GOM_NL__2PRFIN20020929_233606_000000462009_00488_03047_3236.N1	29-SEP-2002 23:36:06	Bright	45.500	36	50Alp UMa	1.8000	6300.0	91	3047	No
284	GOM_NL__2PRFIN20020929_233736_000000442009_00488_03047_3237.N1	29-SEP-2002 23:37:36	Bright	44.000	82	48Bet UMa	2.3650	10600.	88	3047	No
285	GOM_NL__2PRFIN20020929_234048_000000422009_00488_03047_3238.N1	29-SEP-2002 23:40:48	Bright	42.000	174	52Psi UMa	3.0040	4400.0	84	3047	No
286	GOM_NL__2PRFIN20020929_235645_000000922009_00488_03047_3239.N1	29-SEP-2002 23:56:45	Dark	92.000	8	10Alp CMi	0.40000	6500.0	184	3047	No

### 3. Quality information per product

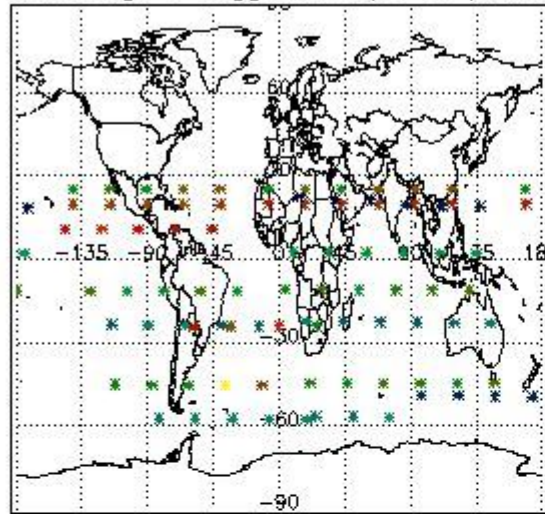
In this section it is plotted some information contained in the Quality Summary data set of the level 2 products. Only products in dark limb conditions and without errors (error flag in the MPH set to "0") are used.

#### 3.1 Plot quality information per product (time dependant)

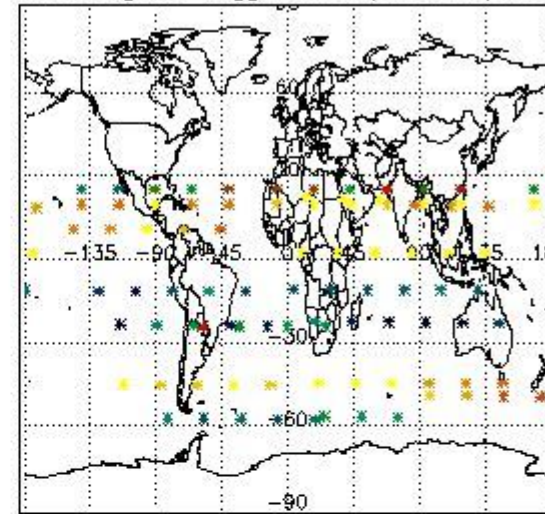


#### 3.2 Plot quality information per product (world map)

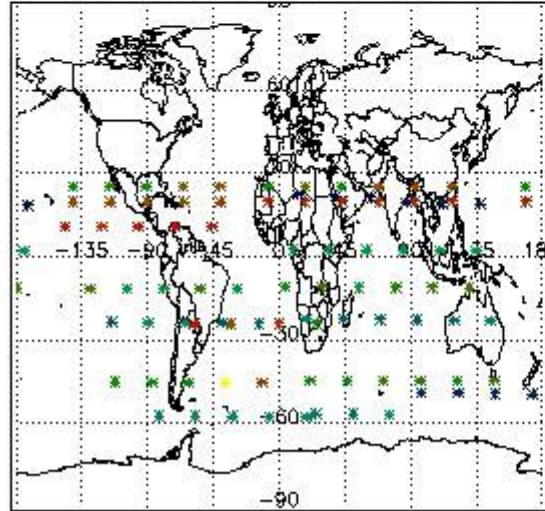
Percentage of flagged data per O3 profile



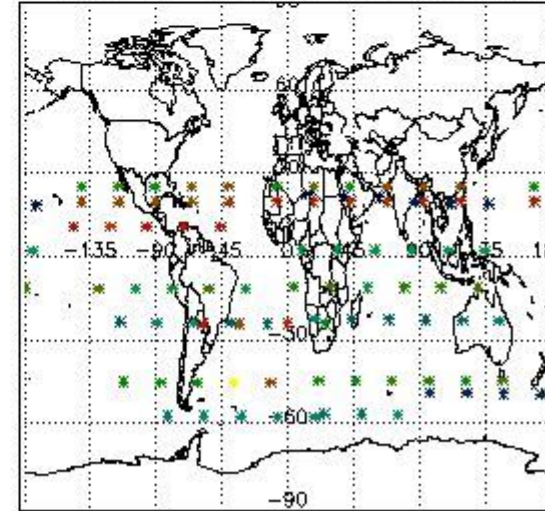
Percentage of flagged data per H2O profile



Percentage of flagged data per NO2 profile



Percentage of flagged data per NO3 profile



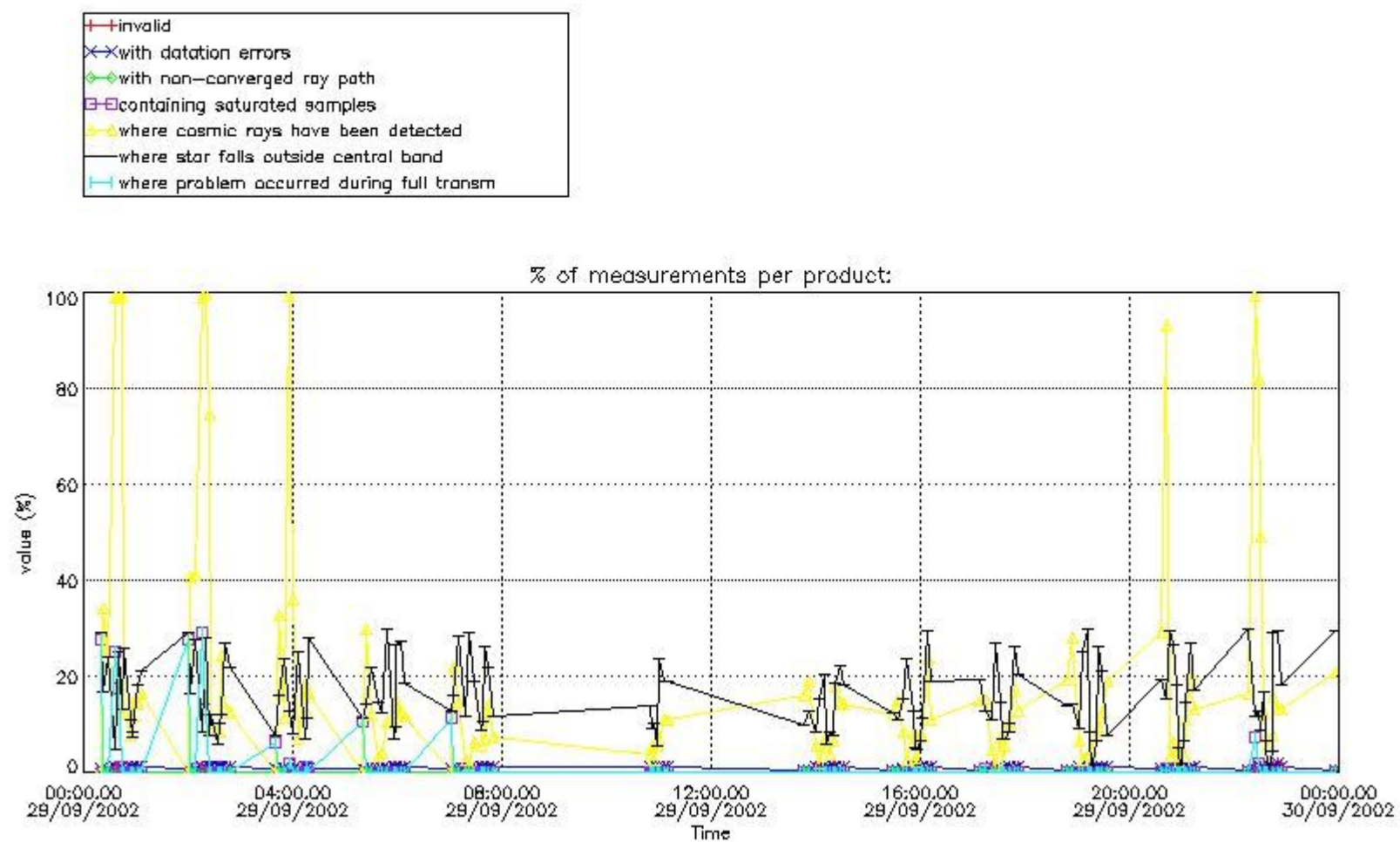
#### 4. Level 1 quality information per product

In this section it is plotted some information contained in the Quality Summary data set of the level 2 products that comes from the level 1b processing. Products without errors (error flag in the MPH set to "0") are used.

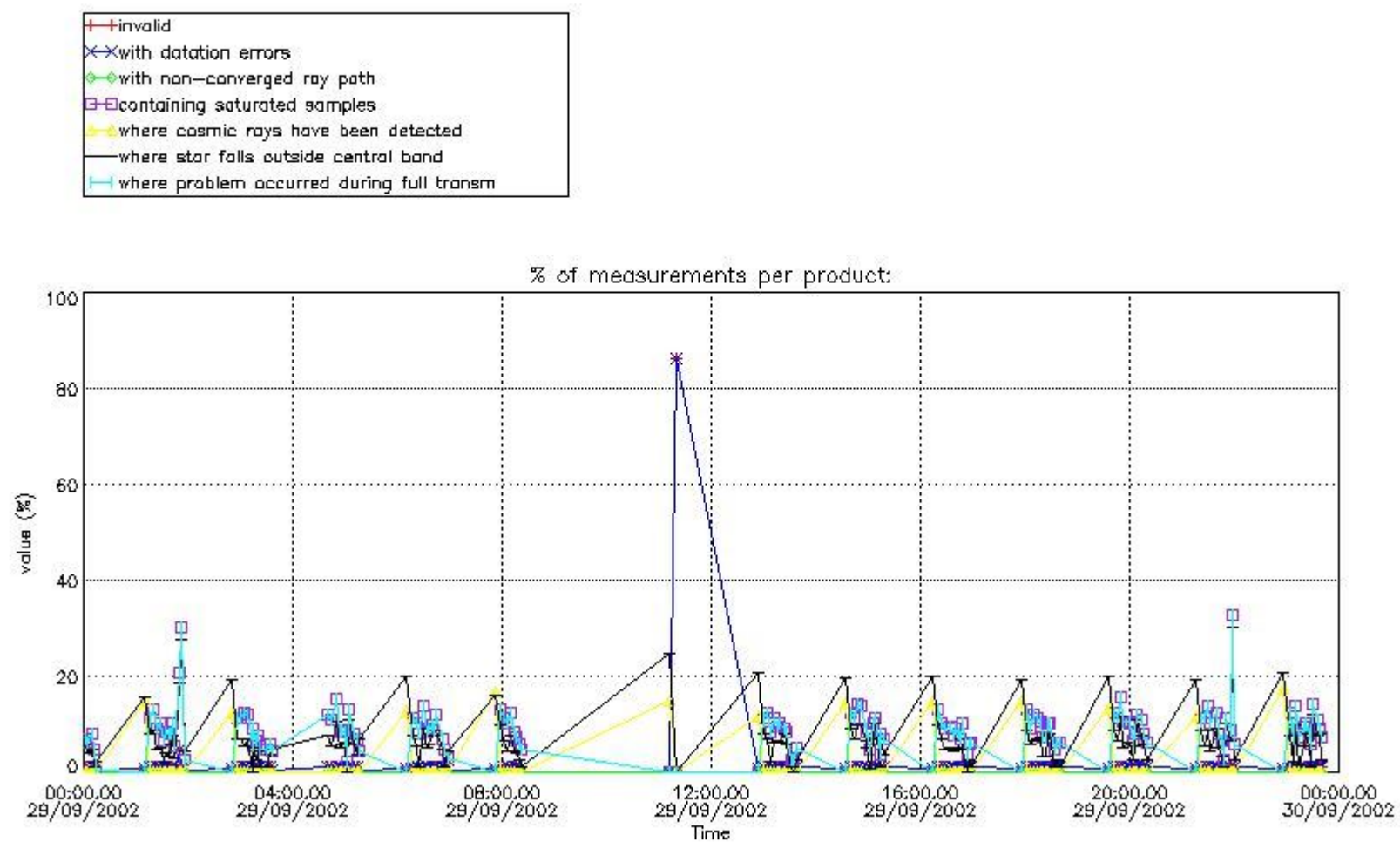
##### 4.1 Plot quality information per product (time dependant) coming from level 1b processing

###### 4.1.1 Plot level 1 quality information per product (time dependant): ENVISAT ASCENDING passes





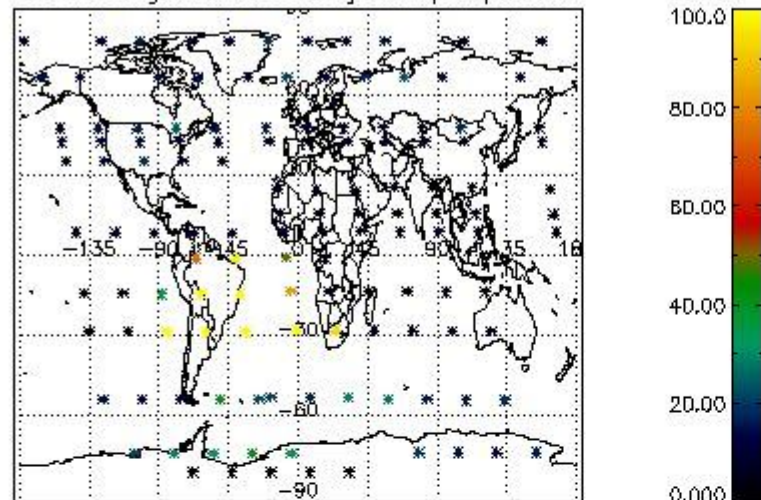
4.1.2 Plot level 1 quality information per product (time dependant): ENVI SAT DESCENDING passes



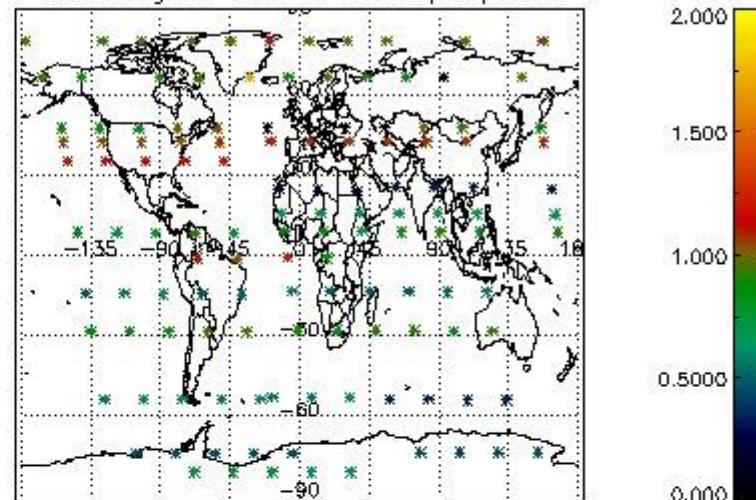
*4.2 Plot quality information per product coming from level 1b processing (world map)*

*4.2.1 Plot level 1 quality information per product (world map): ENVISAT ASCENDING passes*

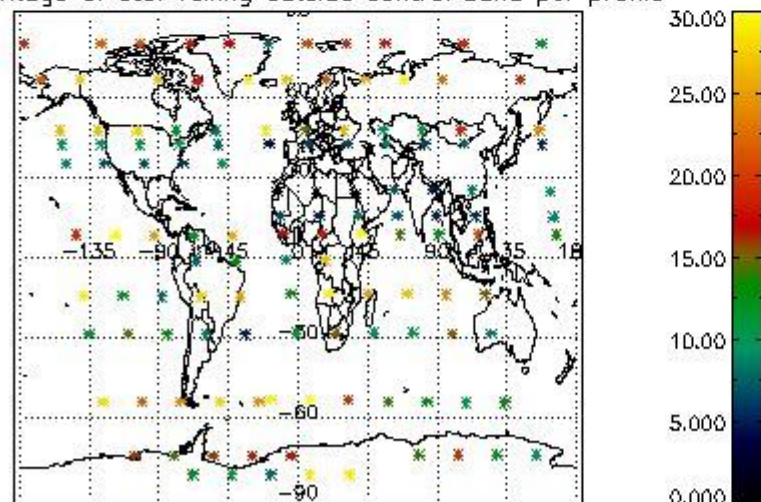
Percentage of cosmic ray hits per profile



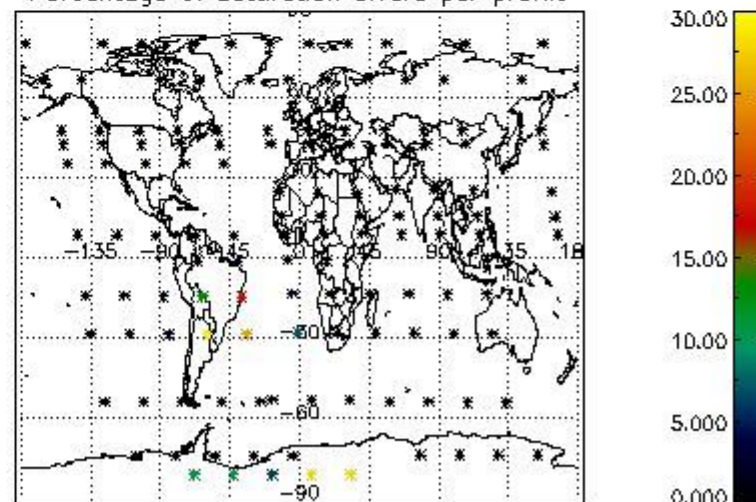
Percentage of datation errors per profile



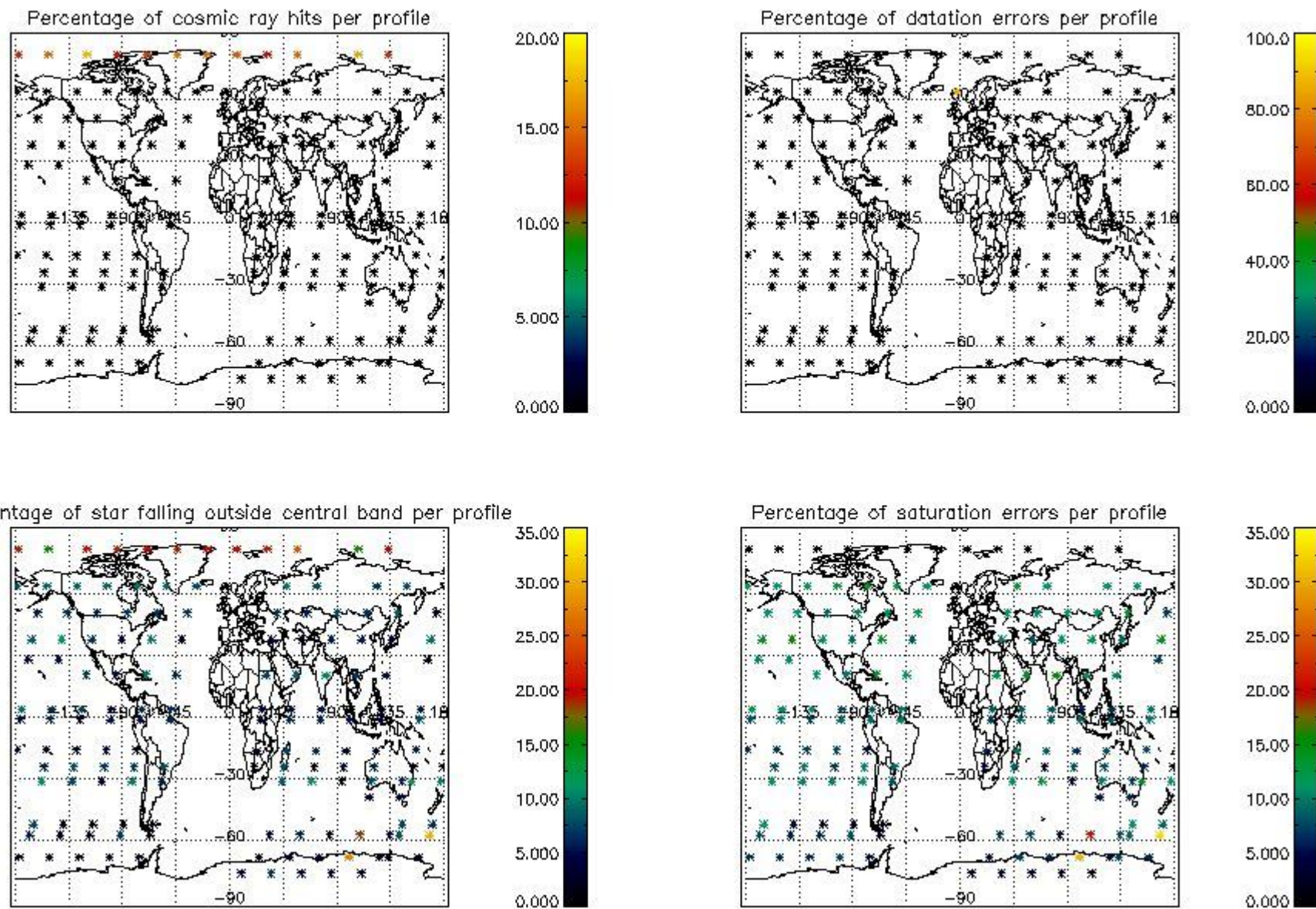
Percentage of star falling outside central band per profile



Percentage of saturation errors per profile



4.2.2 Plot level 1 quality information per product (world map): ENVISAT DESCENDING passes



## 5. Trace gas profiles

### 5.1 Ozone statistics based on quality of products

The final quality of the products can be "measured" using the STD (Standard Deviation) attached to every point profile. This information is written to the parameter GOM\_NL\_\_2P/NL\_LOCAL\_SPECIES\_DENSITY/o3\_std of the level 2 products. The table below shows the statistics for given STD ranges.

The statistics are given with respect to the overall valid production:

- Products without fatal errors: GOM\_NL\_\_2P/MPH/PRODUCT\_ERR=0
- Valid point profile: GOM\_NL\_\_2P/NL\_LOCAL\_SPECIES\_DENSITY/pcd(0)=0

The 'Criteria' is applied to valid points of dark limb products:

- Products in dark limb illumination condition: GOM\_NL\_\_2P/NL\_SUMMARY\_QUALITY/obs\_ill\_cond=0
- Products without fatal errors: GOM\_NL\_\_2P/MPH/PRODUCT\_ERR=0
- Valid point profile: GOM\_NL\_\_2P/NL\_LOCAL\_SPECIES\_DENSITY/pcd(0)=0

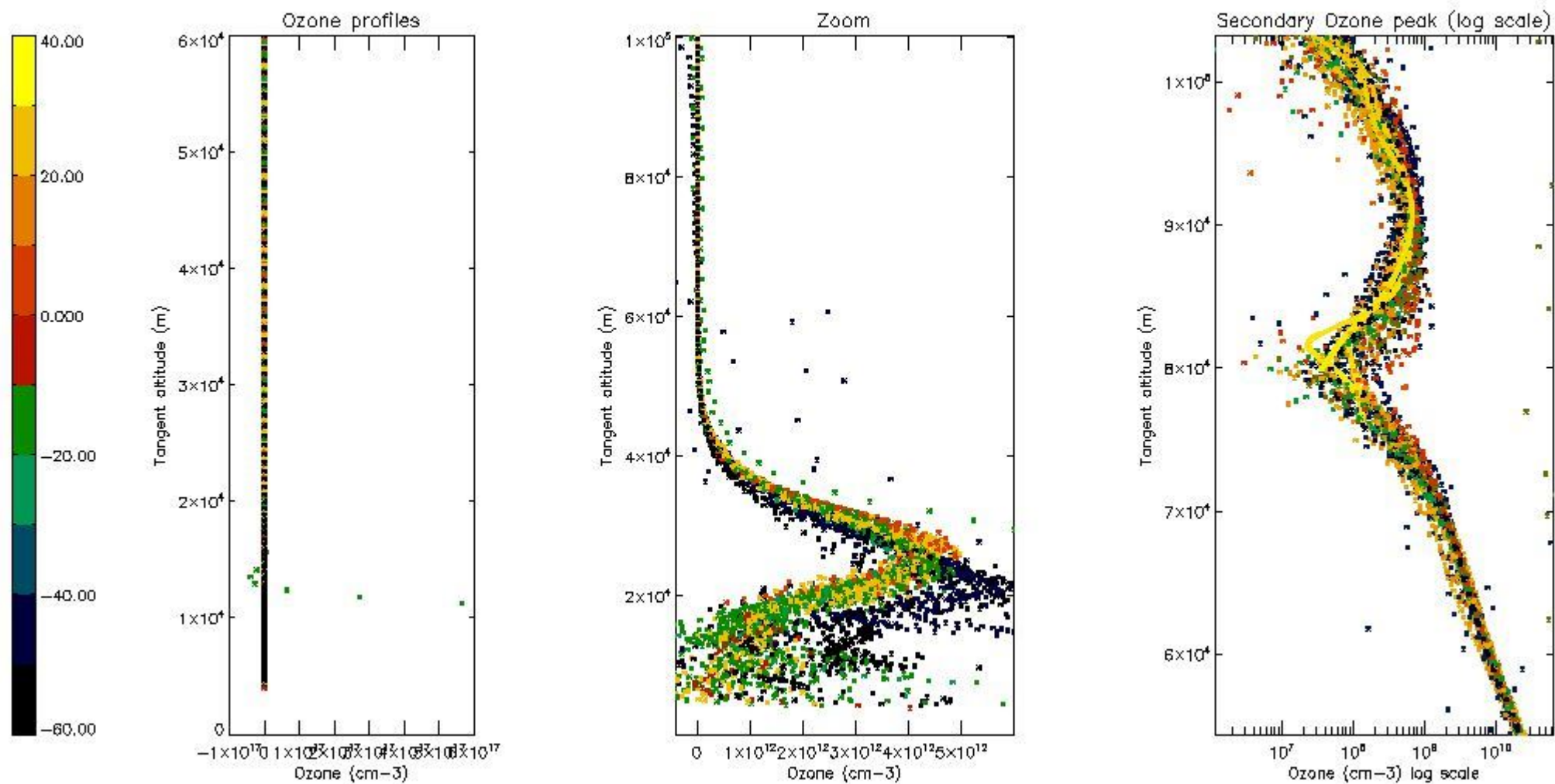
So, the table below shows the percentage of dark limb and valid observations for each criteria with respect to the overall valid daily observations.

Criteria	% of total production
All STD	42
STD < 20	24

STD < 10	21
STD < 5	17

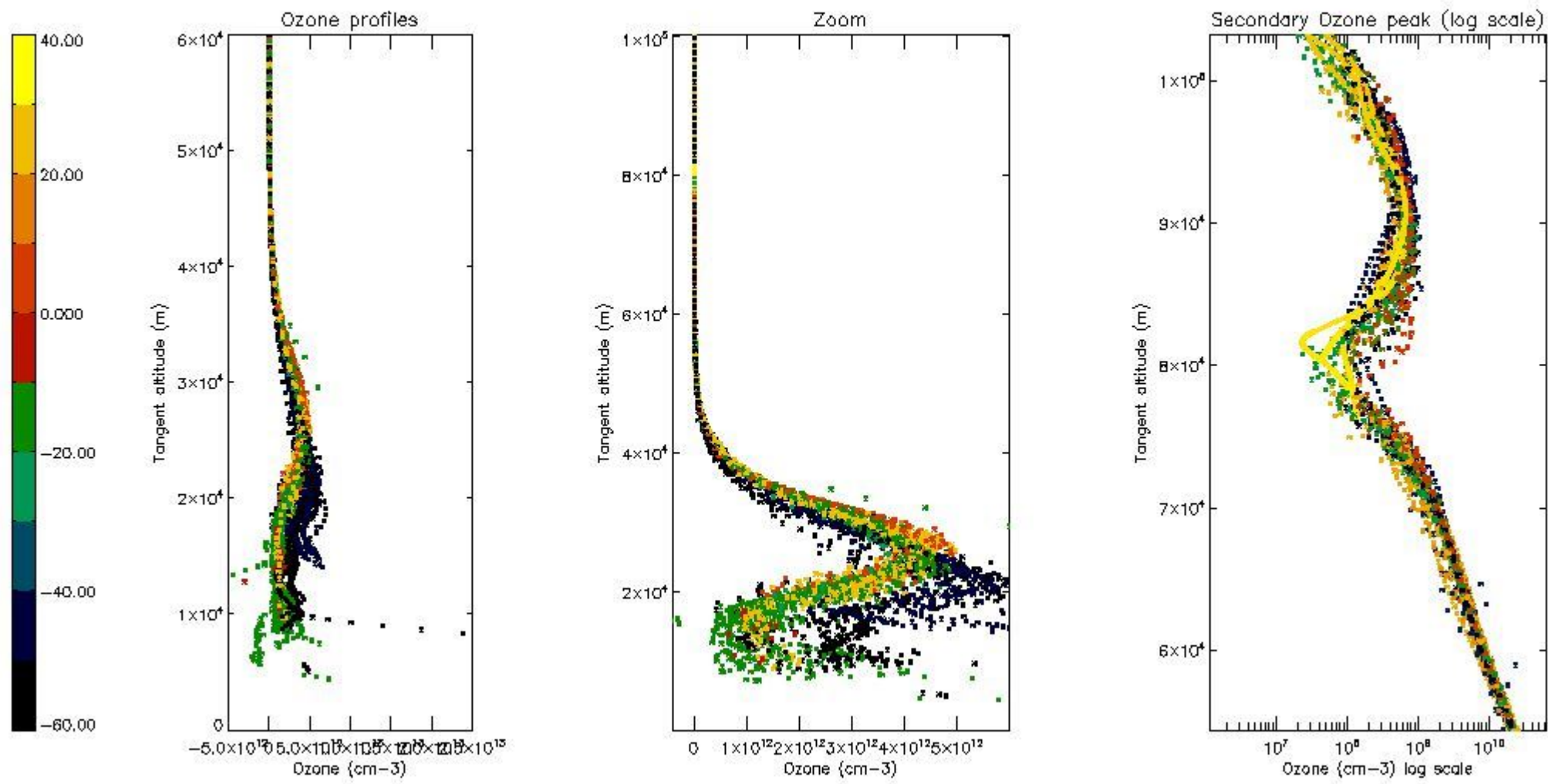
5.2 Plot ozone profiles for all STD (dark without errors)

The colorbar represents the latitude.



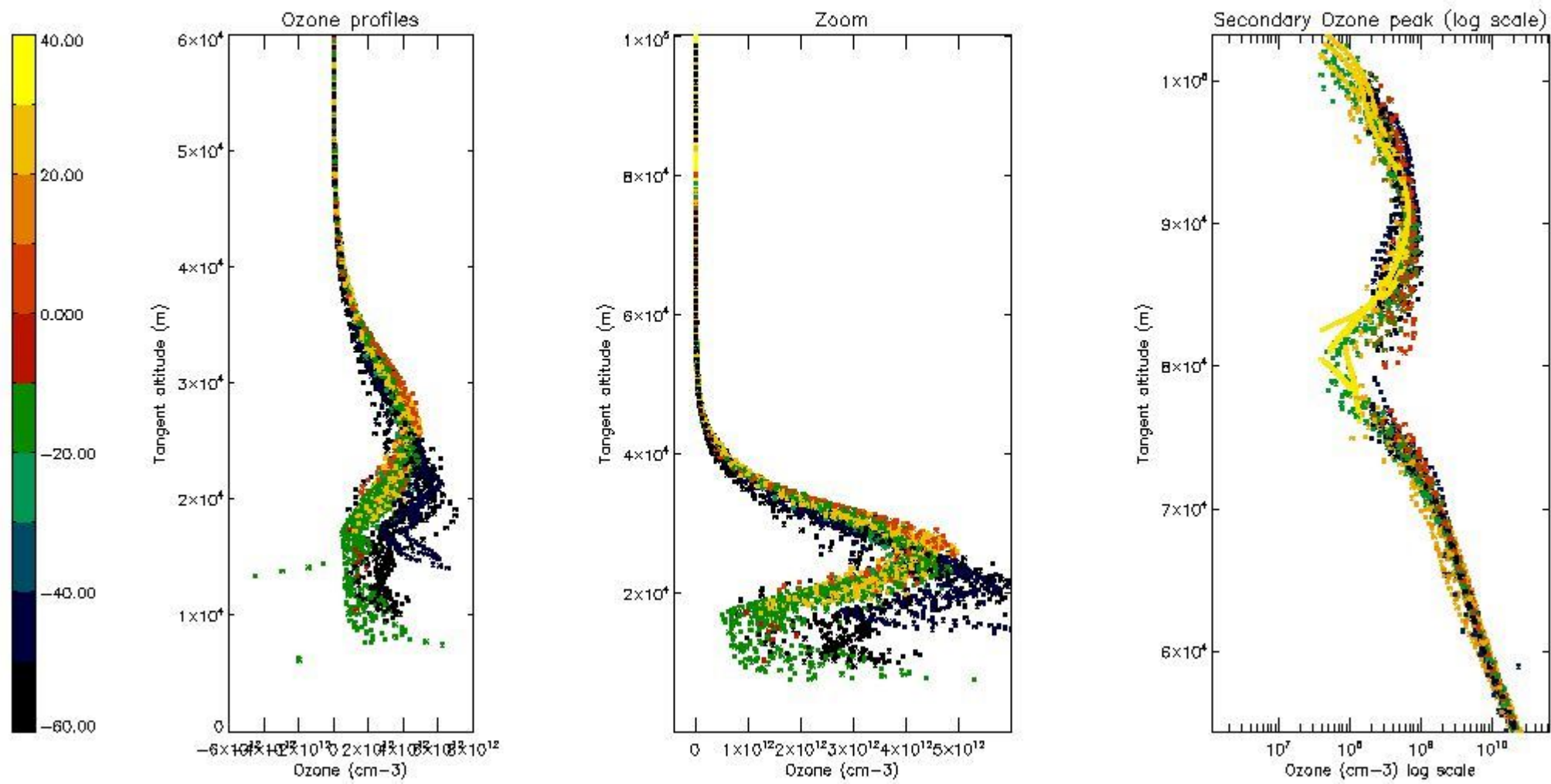
5.3 Plot ozone profiles where STD < 20% (dark without errors)

The colorbar represents the latitude.



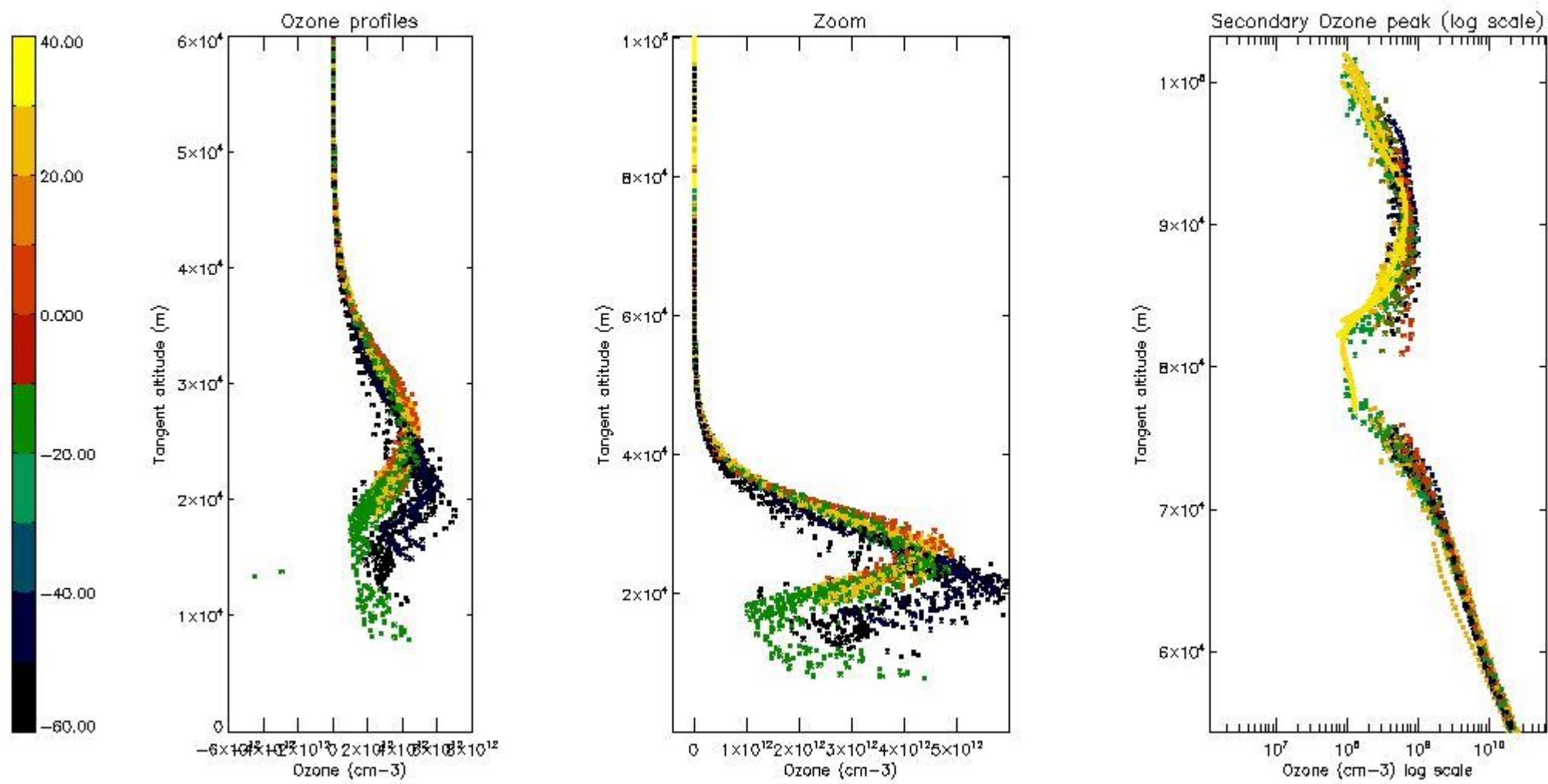
5.4 Plot ozone profiles where  $STD < 10\%$  (dark without errors)

The colorbar represents the latitude.



*5.5 Plot ozone profiles where STD < 5% (dark without errors)*

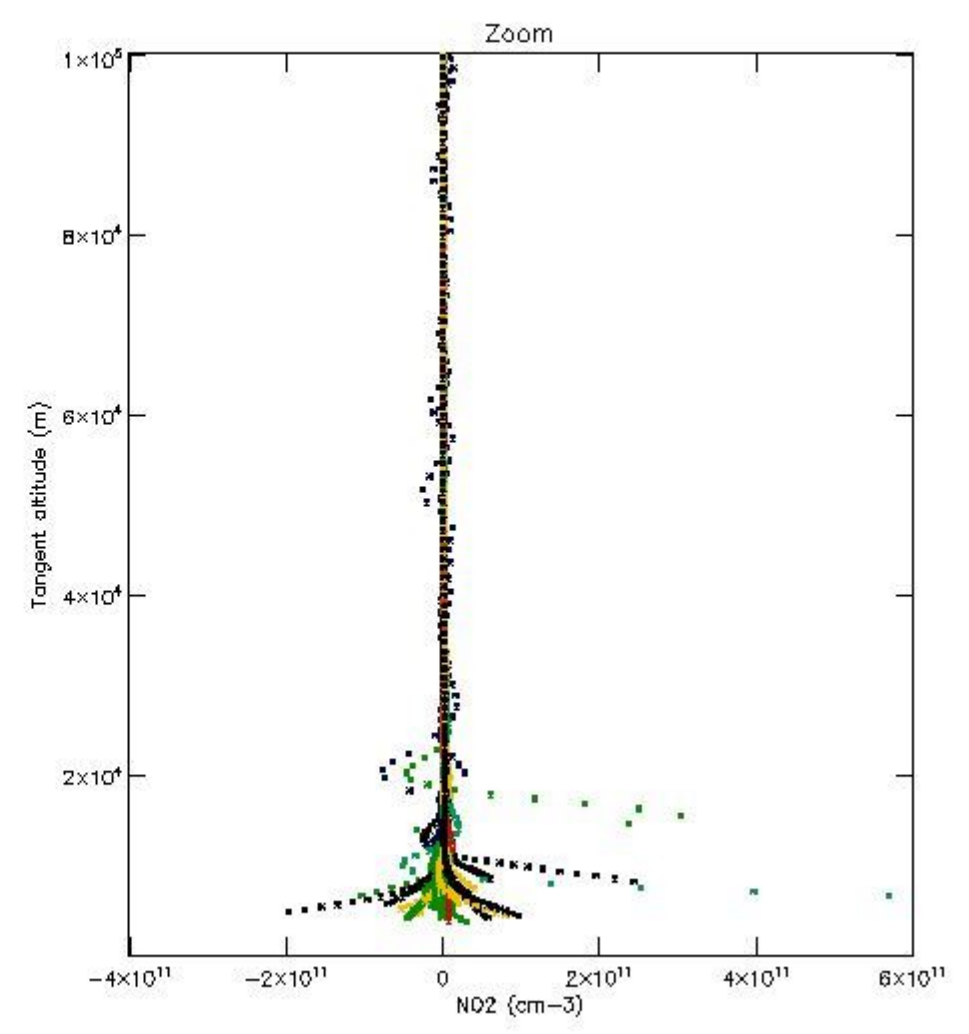
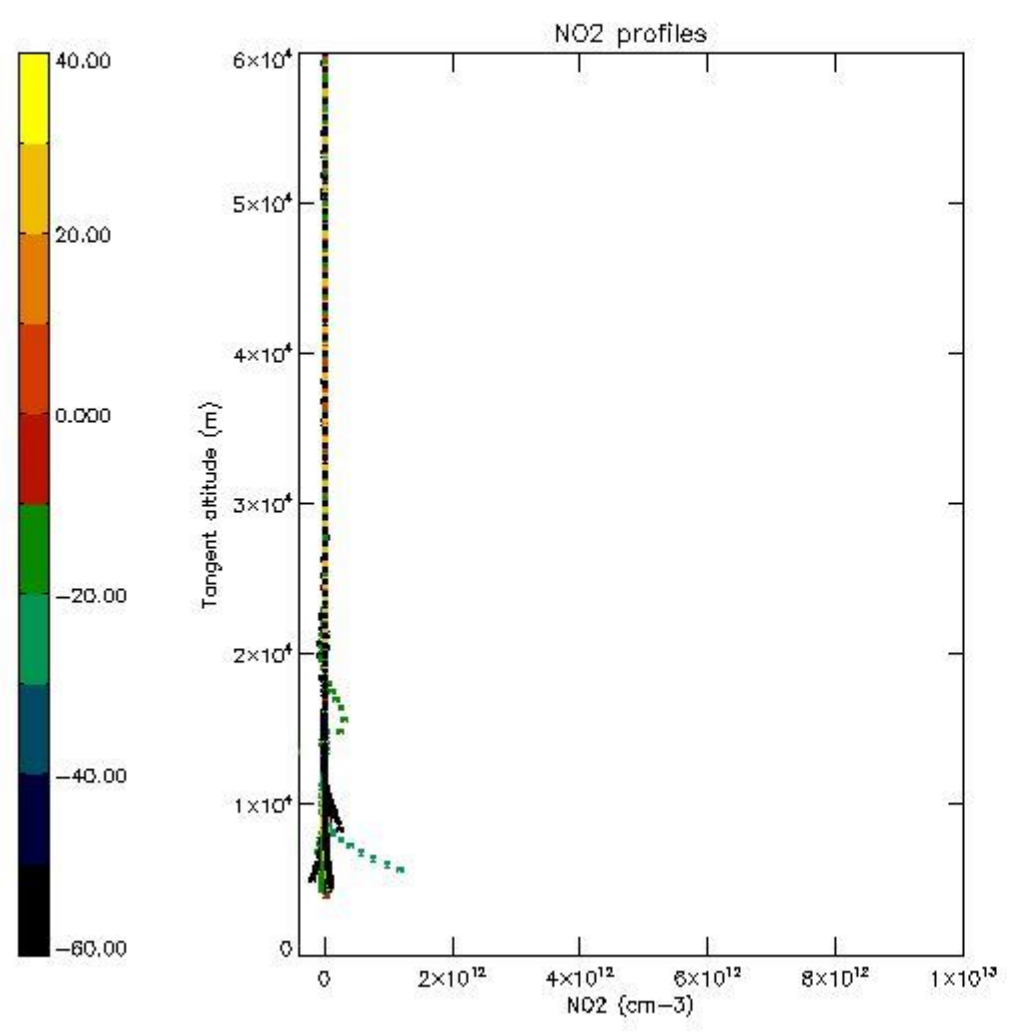
The colorbar represents the latitude.



*5.6 Plot NO<sub>2</sub> profiles for all STD (dark without errors)*

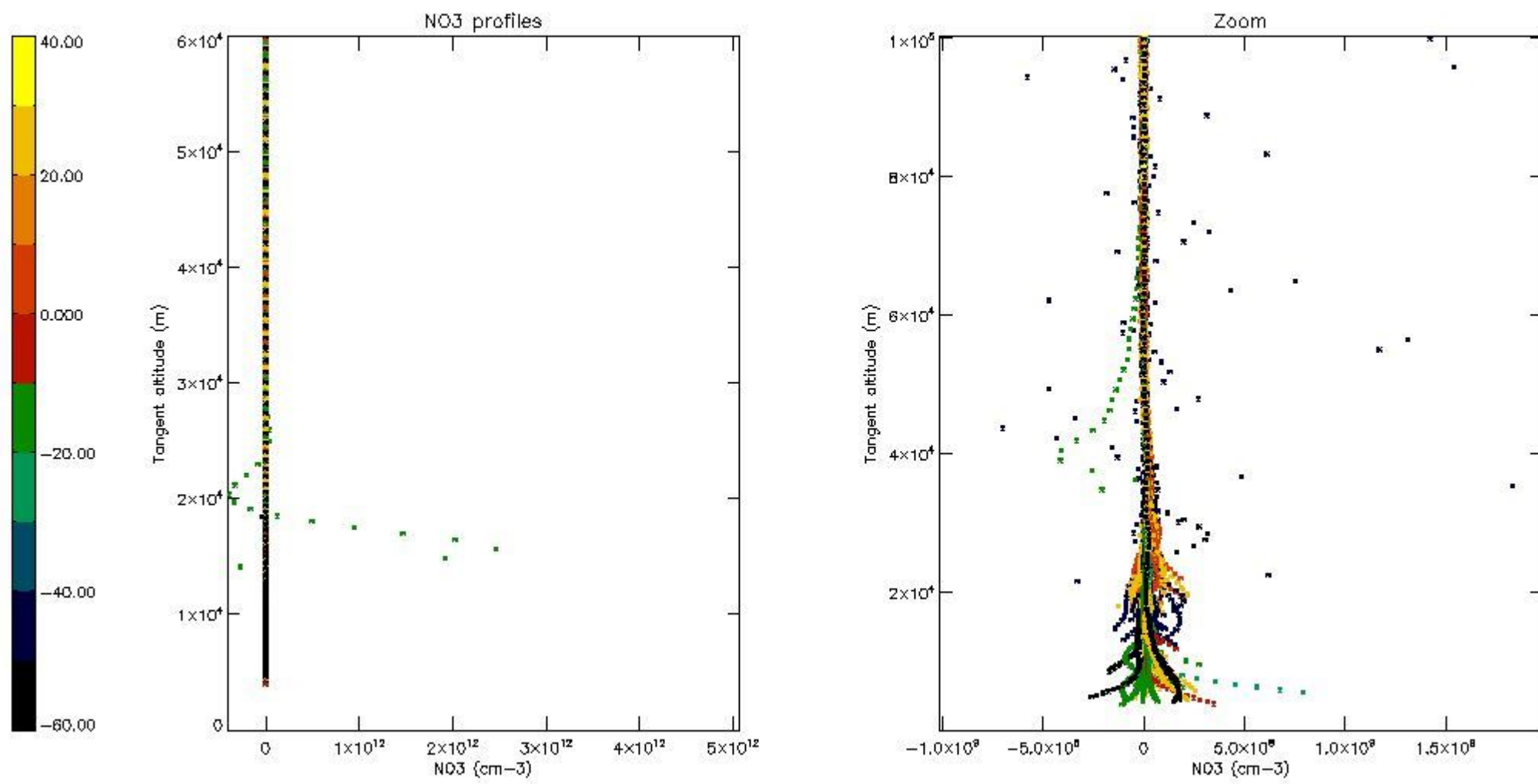
The colorbar represents the latitude.





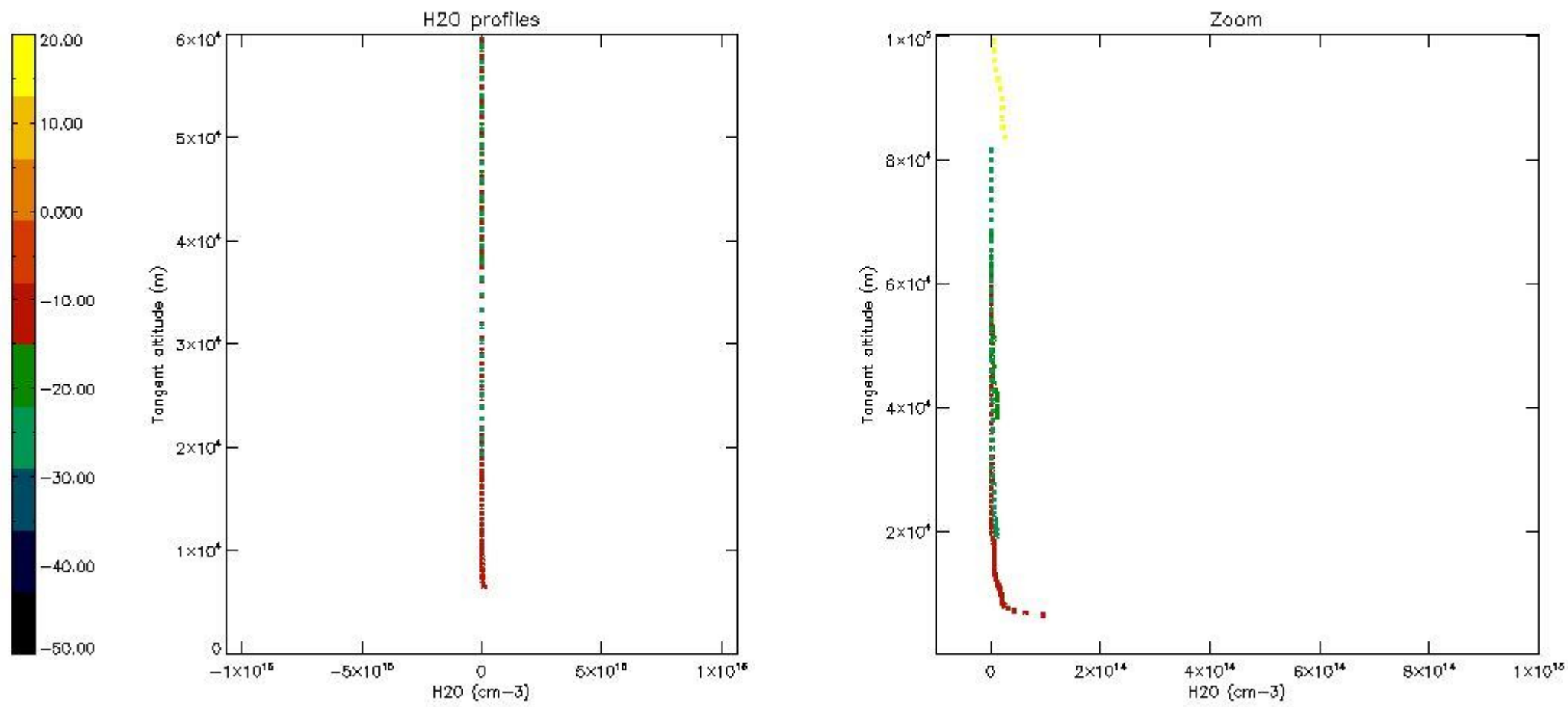
5.7 Plot NO3 profiles for all STD (dark without errors)

The colorbar represents the latitude.



*5.8 Plot H2O profiles for all STD (only for occultations of stars 1,2,3,4,13,14,16,26,63 dark without errors)*

The colorbar represents the latitude.



## 6. Auxiliary Data Files used for the production reported in section 2

The number reported in the third column indicates since which file (see list in section 2) the corresponding auxiliary file has been used. The fourth column is the date of those product files.

Type	Auxiliary Filename	Used since product	Used since product date
INST_PHYS_CHARACTERISTICS	GOM_INS_AXNIEC20050627_150440_20020301_000000_20100101_000000	1	29-SEP-2002 00:01:42
LEVEL-2_PROC_CONFIG	GOM_PR2_AXVIEC20091111_152718_20020301_000000_20500101_000000	1	29-SEP-2002 00:01:42
CROSS_SECTIONS_FILE	GOM_CRS_AXVIEC20091111_154832_20020301_000000_20500101_000000	1	29-SEP-2002 00:01:42

# GOMOS Level 2 Daily Report

## SUMMARY

### [1. General Info](#)

### [2. Summary of processed GOM\\_NL\\_2P products](#)

### [3. Level 2 Quality information per product](#)

#### [3.1 Plot of level 2 quality information per product \(time dependant\)](#)

#### [3.2 Plot of level 2 quality information per product \(world map\)](#)

### [4. Level 1 Quality information per product \(stored on level 2 products\)](#)

#### [4.1 Plot of level 1 quality information per product \(time dependant\)](#)

##### [4.1.1 Plot of level 1 quality information per product \(time dependant\): ASCENDING](#)

##### [4.1.2 Plot of level 1 quality information per product \(time dependant\): DESCENDING](#)

#### [4.2 Plot of level 1 quality information per product \(world map\)](#)

##### [4.2.1 Plot of level 1 quality information per product \(world map\): ASCENDING](#)

##### [4.2.2 Plot of level 1 quality information per product \(world map\): DESCENDING](#)

### [5. Ozone profiles based on quality statistics and other trace gas profiles](#)

#### [5.1 Ozone statistics based on quality of products](#)

#### [5.2 Plot ozone profiles for all STD \(dark without errors\)](#)

#### [5.3 Plot ozone profiles where STD < 20% \(dark without errors\)](#)

#### [5.4. Plot ozone profiles where STD < 10% \(dark without errors\)](#)

#### [5.5. Plot ozone profiles where STD < 5% \(dark without errors\)](#)

#### [5.6 Plot NO2 profiles for all STD \(dark without errors\)](#)

#### [5.7 Plot NO3 profiles for all STD \(dark without errors\)](#)

#### [5.8 Plot H2O profiles \(only for occultations of stars 1,2,3,4,13,14,16,26,63 dark without errors\) for all STD](#)

### [6. Auxiliary Data Files used for the production reported in section 2](#)

This report presents the daily analysis on parameters extracted from GOMOS level 2 data (GOM\_NL\_\_2P). It is intended to monitor some important parameters that will impact the quality of these products. A list of level 2 products (and content) that have arrived during the reporting day to the PCF is also given.

Item	Value
Time of report generation	17APR2013 18:59:52
Data source version	GOMOS/6.01
Start time of products	29-09-2002 (29SEP2002 00:00:00)
Stop time of products	30-09-2002 (30SEP2002 00:00:00)
Store outputs in DB	Yes
Nb of level 2 prods	286
Nb of prods with errors	0

## 2. Summary of processed GOM\_NL\_\_2P products.

Nr	Filename	UTC Start time	Limb	Duration	Star Id	Star Name	Star Mag	Star Temp	Nb Meas	Orbit	Prod. error
1	GOM_NL__2PRFIN20020929_000142_000000432009_00474_03033_3214.N1	29-SEP-2002 00:01:42	Bright	42.500	60	7Bet UMi	2.0810	3950.0	85	3033	No
2	GOM_NL__2PRFIN20020929_000355_000001232009_00474_03033_3215.N1	29-SEP-2002 00:03:55	Bright	122.50	149	45Eps Per	2.8880	30000.	245	3033	No
3	GOM_NL__2PRFIN20020929_000910_000000442009_00474_03033_3216.N1	29-SEP-2002 00:09:10	Bright	44.000	82	48Bet UMa	2.3650	10600.	88	3033	No
4	GOM_NL__2PRFIN20020929_001222_000000412009_00474_03033_3217.N1	29-SEP-2002 00:12:22	Bright	41.000	174	52Psi UMa	3.0040	4400.0	82	3033	No
5	GOM_NL__2PRFIN20020929_001455_000000992009_00474_03033_3218.N1	29-SEP-2002 00:14:55	Bright	99.000	107	37The Aur	2.6490	11000.	198	3033	No
6	GOM_NL__2PRFIN20020929_001910_000000832009_00474_03033_3219.N1	29-SEP-2002 00:19:10	Bright	83.000	17	78Bet Gem	1.1610	4500.0	166	3033	No
7	GOM_NL__2PRFIN20020929_002204_000001122009_00474_03033_3220.N1	29-SEP-2002 00:22:04	Twilight	111.50	170	27Eps Gem	3.0000	9700.0	223	3033	No
8	GOM_NL__2PRFIN20020929_002809_000000832009_00474_03033_3221.N1	29-SEP-2002 00:28:09	Dark	83.000	8	10Alp CMi	0.40000	6500.0	166	3033	No
9	GOM_NL__2PRFIN20020929_003519_000000522009_00474_03033_3222.N1	29-SEP-2002 00:35:19	Dark	52.000	132	15Rho Pup	2.8030	6900.0	104	3033	No
10	GOM_NL__2PRFIN20020929_003916_000001002009_00474_03033_3223.N1	29-SEP-2002 00:39:16	Dark	99.500	1	9Alp CMa	-1.4400	11000.	199	3033	No
11	GOM_NL__2PRFIN20020929_004303_000000492009_00474_03033_3224.N1	29-SEP-2002 00:43:03	Dark	49.000	41	Eps Car	1.8600	4100.0	98	3033	No
12	GOM_NL__2PRFIN20020929_004541_000000642009_00475_03034_3199.N1	29-SEP-2002 00:45:41	Dark	64.000	2	Alp Car	-0.73600	7000.0	128	3034	No
13	GOM_NL__2PRFIN20020929_005315_000000462009_00475_03034_3200.N1	29-SEP-2002 00:53:15	Dark	45.500	135	Bet Hyi	2.8200	5800.0	91	3034	No
14	GOM_NL__2PRFIN20020929_005514_000000472009_00475_03034_3201.N1	29-SEP-2002 00:55:14	Dark	47.000	143	Alp Hyi	2.8570	7200.0	94	3034	No
15	GOM_NL__2PRFIN20020929_005642_000000492009_00475_03034_3202.N1	29-SEP-2002 00:56:42	Dark	48.500	9	Alp Eri	0.45300	24000.	97	3034	No
16	GOM_NL__2PRFIN20020929_010207_000000532009_00475_03034_3203.N1	29-SEP-2002 01:02:07	Straylight	52.500	84	Alp Phe	2.3970	4500.0	105	3034	No
17	GOM_NL__2PRFIN20020929_010651_000000522009_00475_03034_3204.N1	29-SEP-2002 01:06:51	Straylight	52.000	18	24Alp PsA	1.1660	9700.0	104	3034	No
18	GOM_NL__2PRFIN20020929_010907_000000582009_00475_03034_3205.N1	29-SEP-2002 01:09:07	Straylight	57.500	52	16Bet Cet	2.0370	4500.0	115	3034	No
19	GOM_NL__2PRFIN20020929_011532_000000452009_00475_03034_3206.N1	29-SEP-2002 01:15:32	Bright	44.500	162	34Alp Aqr	2.9440	5350.0	89	3034	No
20	GOM_NL__2PRFIN20020929_011921_000000462009_00475_03034_3207.N1	29-SEP-2002 01:19:21	Bright	45.500	90	54Alp Peg	2.4870	11000.	91	3034	No
21	GOM_NL__2PRFIN20020929_012301_000000442009_00475_03034_3208.N1	29-SEP-2002 01:23:01	Bright	44.000	93	53Bet Peg	2.5200	3100.0	88	3034	No
22	GOM_NL__2PRFIN20020929_012756_000000592009_00475_03034_3209.N1	29-SEP-2002 01:27:56	Bright	58.500	53	43Bet And	2.0480	3300.0	117	3034	No
23	GOM_NL__2PRFIN20020929_013234_000000462009_00475_03034_3210.N1	29-SEP-2002 01:32:34	Bright	45.500	74	11Bet Cas	2.2680	6600.0	91	3034	No
24	GOM_NL__2PRFIN20020929_013358_000000492009_00475_03034_3211.N1	29-SEP-2002 01:33:58	Bright	48.500	76	27Gam Cas	2.3000	30000.	97	3034	No
25	GOM_NL__2PRFIN20020929_013814_000000632009_00475_03034_3212.N1	29-SEP-2002 01:38:14	Bright	63.000	160	23Gam Per	2.9300	4700.0	126	3034	No
26	GOM_NL__2PRFIN20020929_014023_000000442009_00475_03034_3213.N1	29-SEP-2002 01:40:23	Bright	44.000	49	1Alp UMi	1.9900	6300.0	88	3034	No
27	GOM_NL__2PRFIN20020929_014218_000000452009_00475_03034_3214.N1	29-SEP-2002 01:42:18	Bright	45.000	60	7Bet UMi	2.0810	3950.0	90	3034	No
28	GOM_NL__2PRFIN20020929_014429_000001202009_00475_03034_3215.N1	29-SEP-2002 01:44:29	Bright	120.00	149	45Eps Per	2.8880	30000.	240	3034	No
29	GOM_NL__2PRFIN20020929_014946_000000512009_00475_03034_3216.N1	29-SEP-2002 01:49:46	Bright	51.000	82	48Bet UMa	2.3650	10600.	102	3034	No
30	GOM_NL__2PRFIN20020929_015258_000000562009_00475_03034_3217.N1	29-SEP-2002 01:52:58	Bright	56.000	174	52Psi UMa	3.0040	4400.0	112	3034	No
31	GOM_NL__2PRFIN20020929_015531_000001002009_00475_03034_3218.N1	29-SEP-2002 01:55:31	Bright	100.00	107	37The Aur	2.6490	11000.	200	3034	No
32	GOM_NL__2PRFIN20020929_015946_000000832009_00475_03034_3219.N1	29-SEP-2002 01:59:46	Bright	83.000	17	78Bet Gem	1.1610	4500.0	166	3034	No
33	GOM_NL__2PRFIN20020929_020240_000001122009_00475_03034_3220.N1	29-SEP-2002 02:02:40	Twilight	112.00	170	27Eps Gem	3.0000	9700.0	224	3034	No
34	GOM_NL__2PRFIN20020929_020845_000000892009_00475_03034_3221.N1	29-SEP-2002 02:08:45	Dark	88.500	8	10Alp CMi	0.40000	6500.0	177	3034	No
35	GOM_NL__2PRFIN20020929_021556_000000542009_00475_03034_3222.N1	29-SEP-2002 02:15:56	Dark	53.500	132	15Rho Pup	2.8030	6900.0	107	3034	No
36	GOM_NL__2PRFIN20020929_021954_000001042009_00475_03034_3223.N1	29-SEP-2002 02:19:54	Dark	104.00	1	9Alp CMa	-1.4400	11000.	208	3034	No
37	GOM_NL__2PRFIN20020929_022339_000000462009_00475_03034_3224.N1	29-SEP-2002 02:23:39	Dark	45.500	41	Eps Car	1.8600	4100.0	91	3034	No
38	GOM_NL__2PRFIN20020929_022618_000000542009_00476_03035_3199.N1	29-SEP-2002 02:26:18	Dark	54.000	2	Alp Car	-0.73600	7000.0	108	3035	No
39	GOM_NL__2PRFIN20020929_023351_000000442009_00476_03035_3200.N1	29-SEP-2002 02:33:51	Dark	43.500	135	Bet Hyi	2.8200	5800.0	87	3035	No
40	GOM_NL__2PRFIN20020929_023551_000000492009_00476_03035_3201.N1	29-SEP-2002 02:35:51	Dark	48.500	143	Alp Hyi	2.8570	7200.0	97	3035	No
41	GOM_NL__2PRFIN20020929_023718_000000502009_00476_03035_3202.N1	29-SEP-2002 02:37:18	Dark	49.500	9	Alp Eri	0.45300	24000.	99	3035	No
42	GOM_NL__2PRFIN20020929_024250_000000562009_00476_03035_3203.N1	29-SEP-2002 02:42:50	Straylight	56.000	63	Bet Gru	2.1500	2800.0	112	3035	No









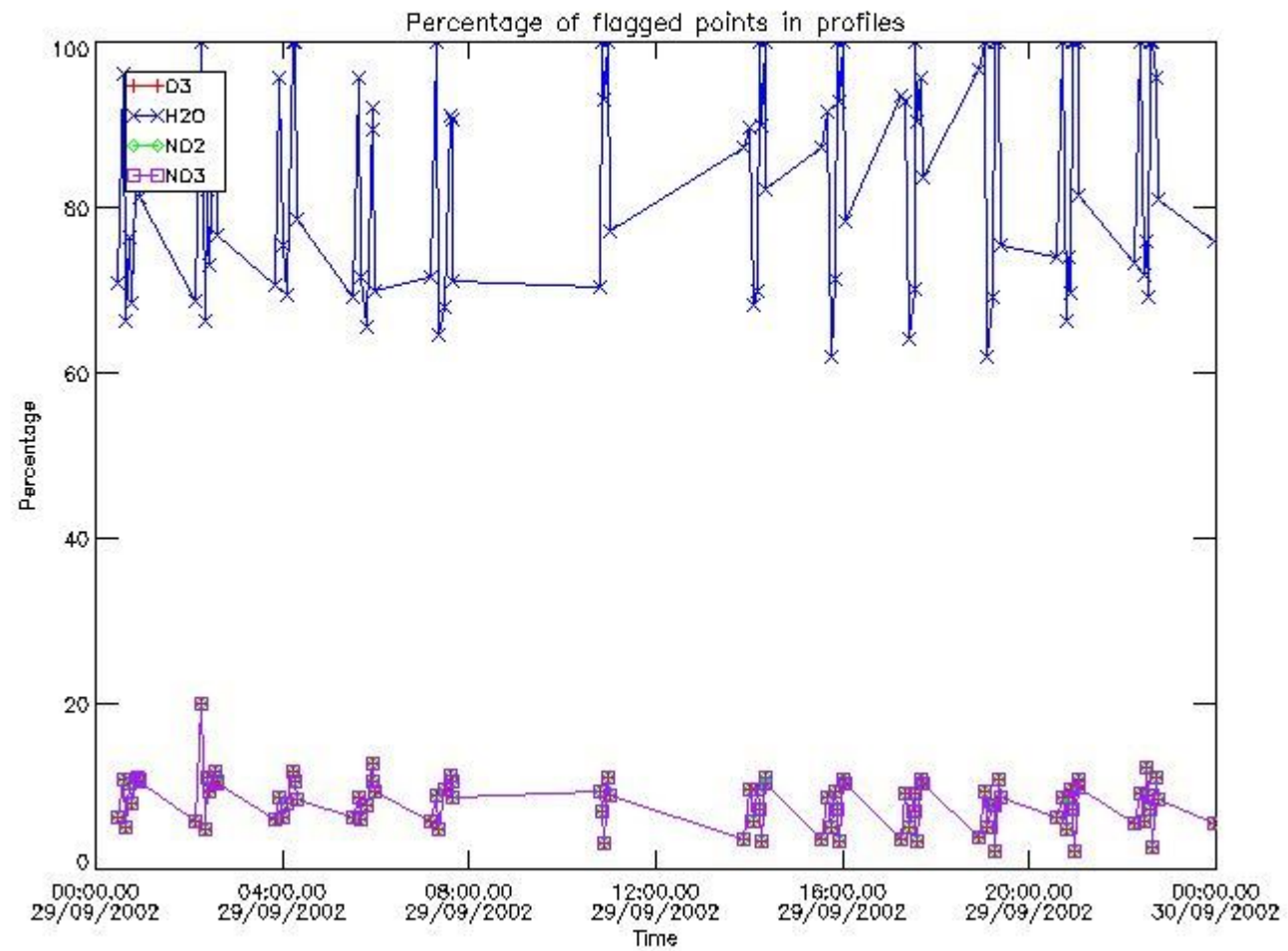


279	GOM_NL__2PRFIN20020929_232141_000000502009_00488_03047_3232.N1	29-SEP-2002 23:21:41	Bright	50.000	76	27Gam Cas	2.3000	30000.	100	3047	No
280	GOM_NL__2PRFIN20020929_232548_000000642009_00488_03047_3233.N1	29-SEP-2002 23:25:48	Bright	63.500	160	23Gam Per	2.9300	4700.0	127	3047	No
281	GOM_NL__2PRFIN20020929_232811_000000432009_00488_03047_3234.N1	29-SEP-2002 23:28:11	Bright	42.500	49	1Alp UMi	1.9900	6300.0	85	3047	No
282	GOM_NL__2PRFIN20020929_233010_000000462009_00488_03047_3235.N1	29-SEP-2002 23:30:10	Bright	46.000	60	7Bet UMi	2.0810	3950.0	92	3047	No
283	GOM_NL__2PRFIN20020929_233606_000000462009_00488_03047_3236.N1	29-SEP-2002 23:36:06	Bright	45.500	36	50Alp UMa	1.8000	6300.0	91	3047	No
284	GOM_NL__2PRFIN20020929_233736_000000442009_00488_03047_3237.N1	29-SEP-2002 23:37:36	Bright	44.000	82	48Bet UMa	2.3650	10600.	88	3047	No
285	GOM_NL__2PRFIN20020929_234048_000000422009_00488_03047_3238.N1	29-SEP-2002 23:40:48	Bright	42.000	174	52Psi UMa	3.0040	4400.0	84	3047	No
286	GOM_NL__2PRFIN20020929_235645_000000922009_00488_03047_3239.N1	29-SEP-2002 23:56:45	Dark	92.000	8	10Alp CMI	0.40000	6500.0	184	3047	No

### 3. Quality information per product

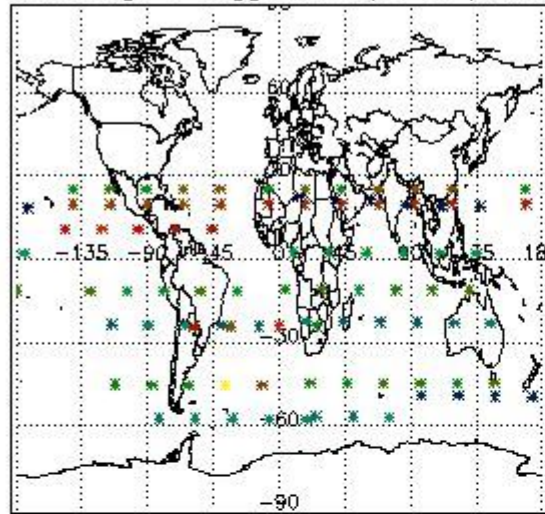
In this section it is plotted some information contained in the Quality Summary data set of the level 2 products. Only products in dark limb conditions and without errors (error flag in the MPH set to "0") are used.

#### 3.1 Plot quality information per product (time dependant)

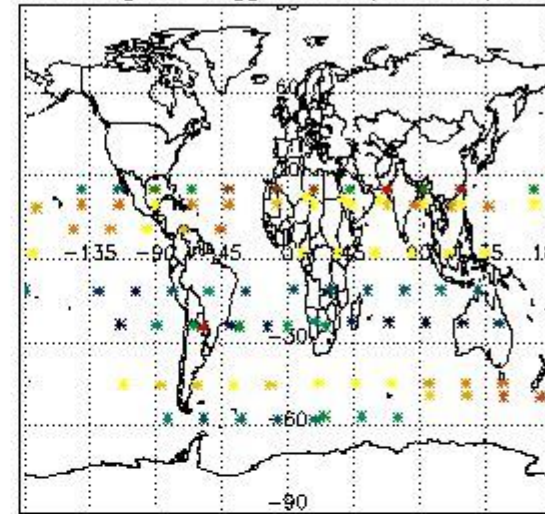


#### 3.2 Plot quality information per product (world map)

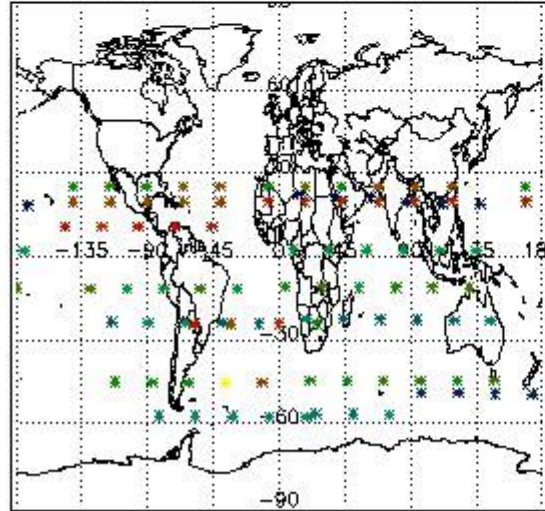
Percentage of flagged data per O3 profile



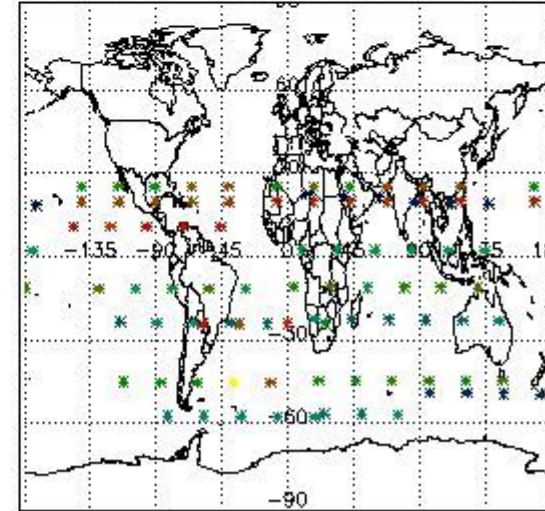
Percentage of flagged data per H2O profile



Percentage of flagged data per NO2 profile



Percentage of flagged data per NO3 profile

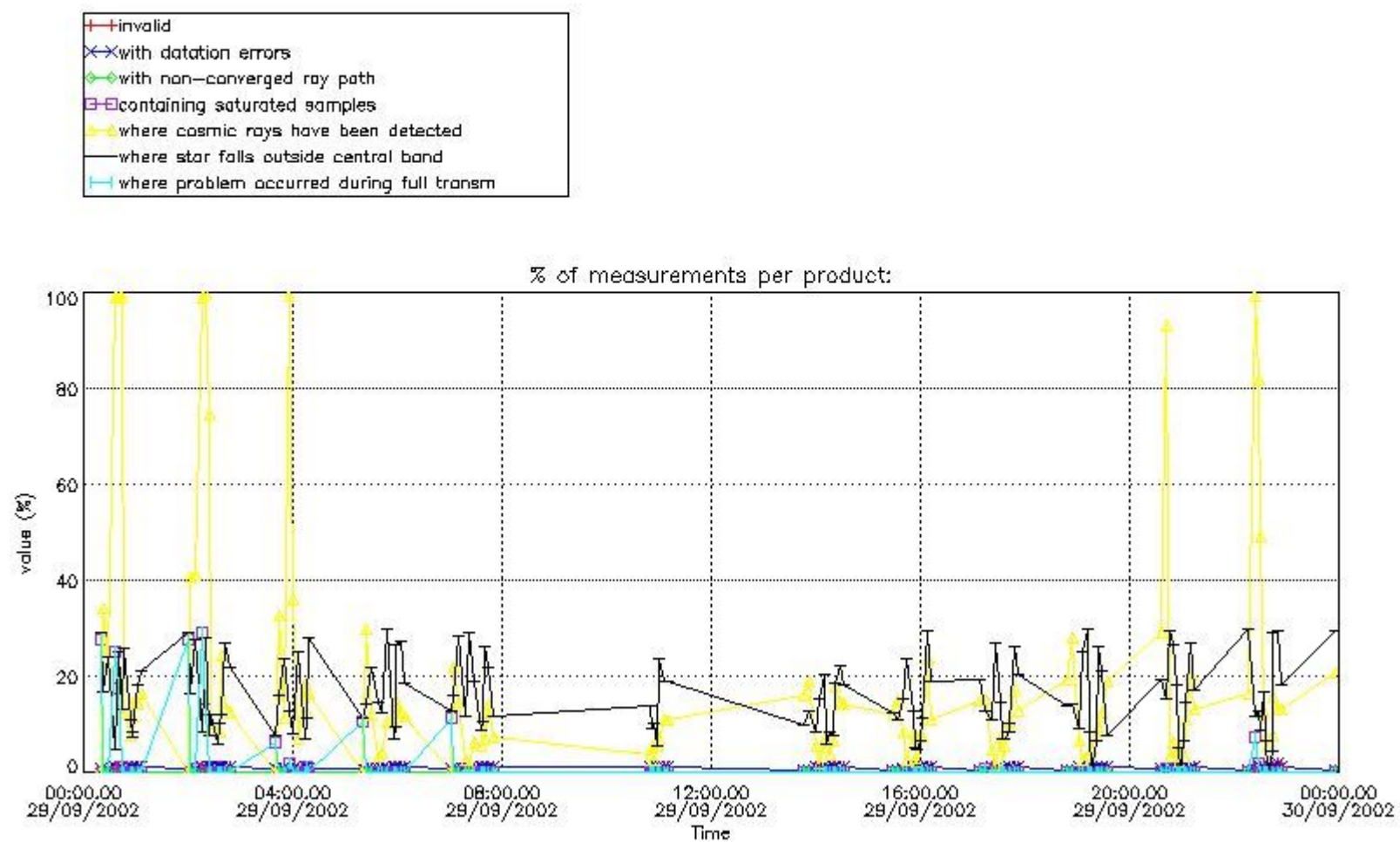


#### 4. Level 1 quality information per product

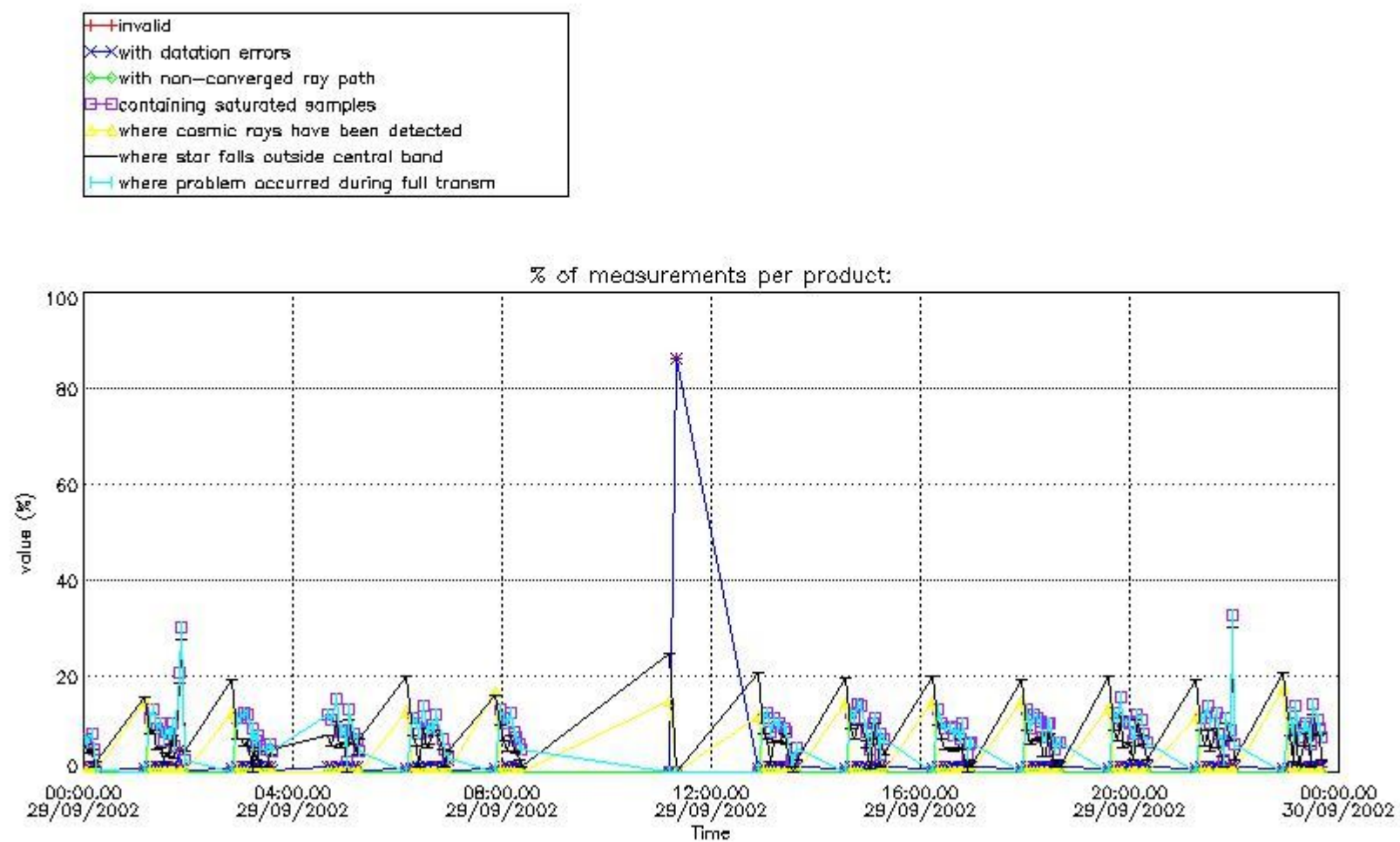
In this section it is plotted some information contained in the Quality Summary data set of the level 2 products that comes from the level 1b processing. Products without errors (error flag in the MPH set to "0") are used.

##### 4.1 Plot quality information per product (time dependant) coming from level 1b processing

###### 4.1.1 Plot level 1 quality information per product (time dependant): ENVISAT ASCENDING passes



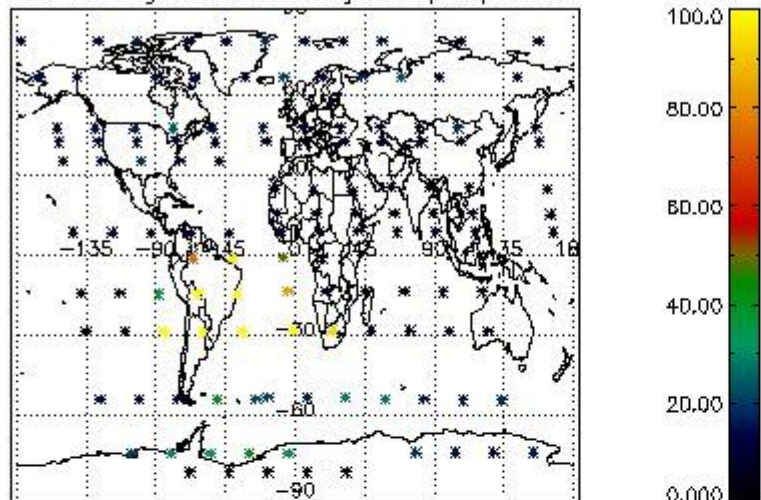
4.1.2 Plot level 1 quality information per product (time dependant): ENVI SAT DESCENDING passes



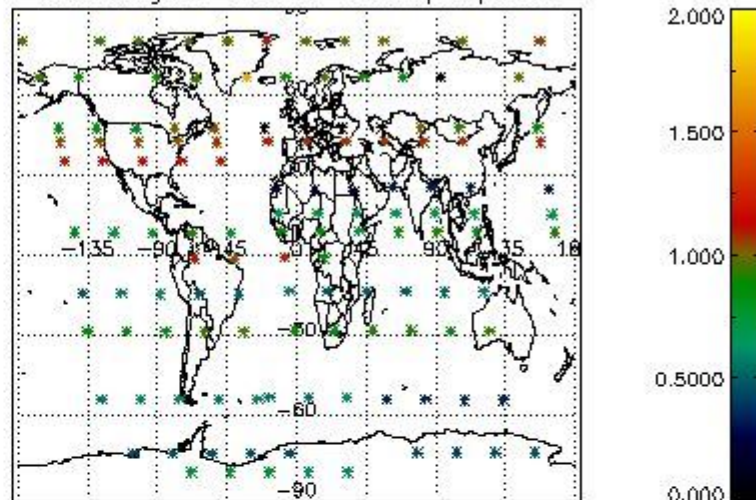
*4.2 Plot quality information per product coming from level 1b processing (world map)*

*4.2.1 Plot level 1 quality information per product (world map): ENVISAT ASCENDING passes*

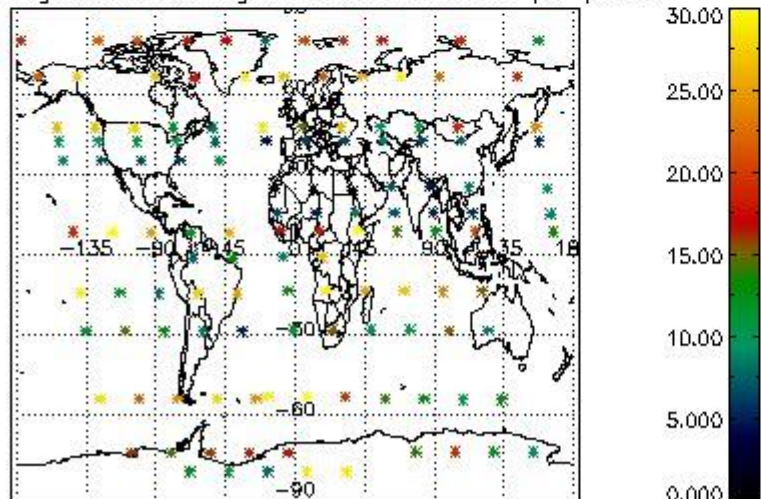
Percentage of cosmic ray hits per profile



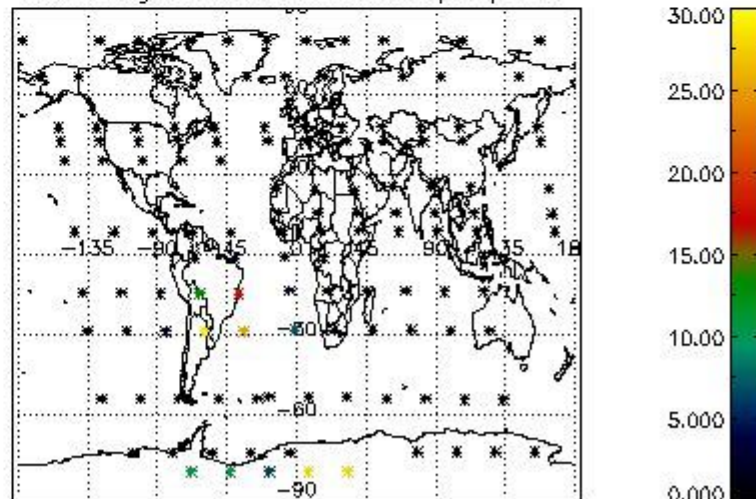
Percentage of datation errors per profile



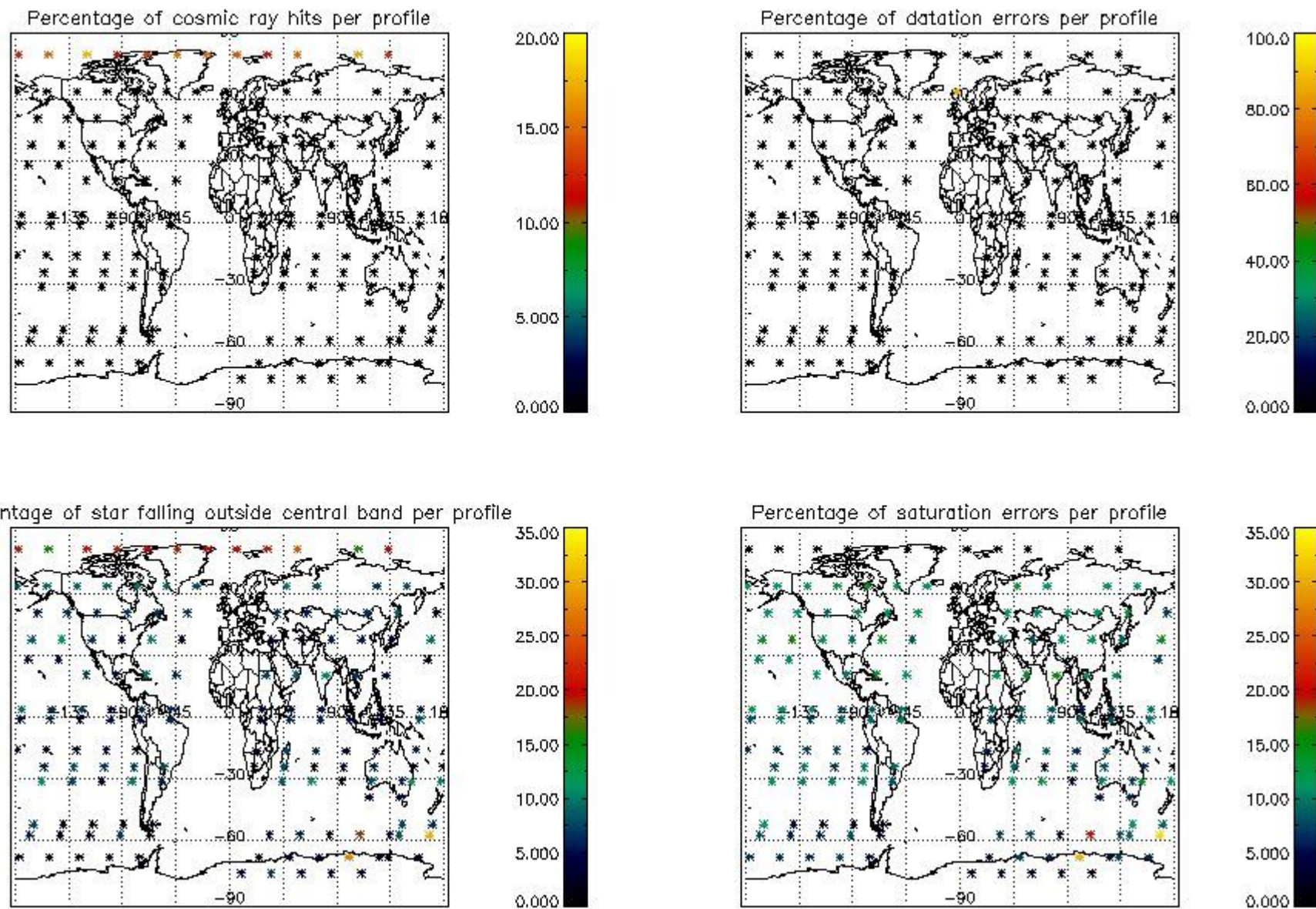
Percentage of star falling outside central band per profile



Percentage of saturation errors per profile



4.2.2 Plot level 1 quality information per product (world map): ENVISAT DESCENDING passes



## 5. Trace gas profiles

### 5.1 Ozone statistics based on quality of products

The final quality of the products can be "measured" using the STD (Standard Deviation) attached to every point profile. This information is written to the parameter GOM\_NL\_\_2P/NL\_LOCAL\_SPECIES\_DENSITY/o3\_std of the level 2 products. The table below shows the statistics for given STD ranges.

The statistics are given with respect to the overall valid production:

- Products without fatal errors: GOM\_NL\_\_2P/MPH/PRODUCT\_ERR=0
- Valid point profile: GOM\_NL\_\_2P/NL\_LOCAL\_SPECIES\_DENSITY/pcd(0)=0

The 'Criteria' is applied to valid points of dark limb products:

- Products in dark limb illumination condition: GOM\_NL\_\_2P/NL\_SUMMARY\_QUALITY/obs\_ill\_cond=0
- Products without fatal errors: GOM\_NL\_\_2P/MPH/PRODUCT\_ERR=0
- Valid point profile: GOM\_NL\_\_2P/NL\_LOCAL\_SPECIES\_DENSITY/pcd(0)=0

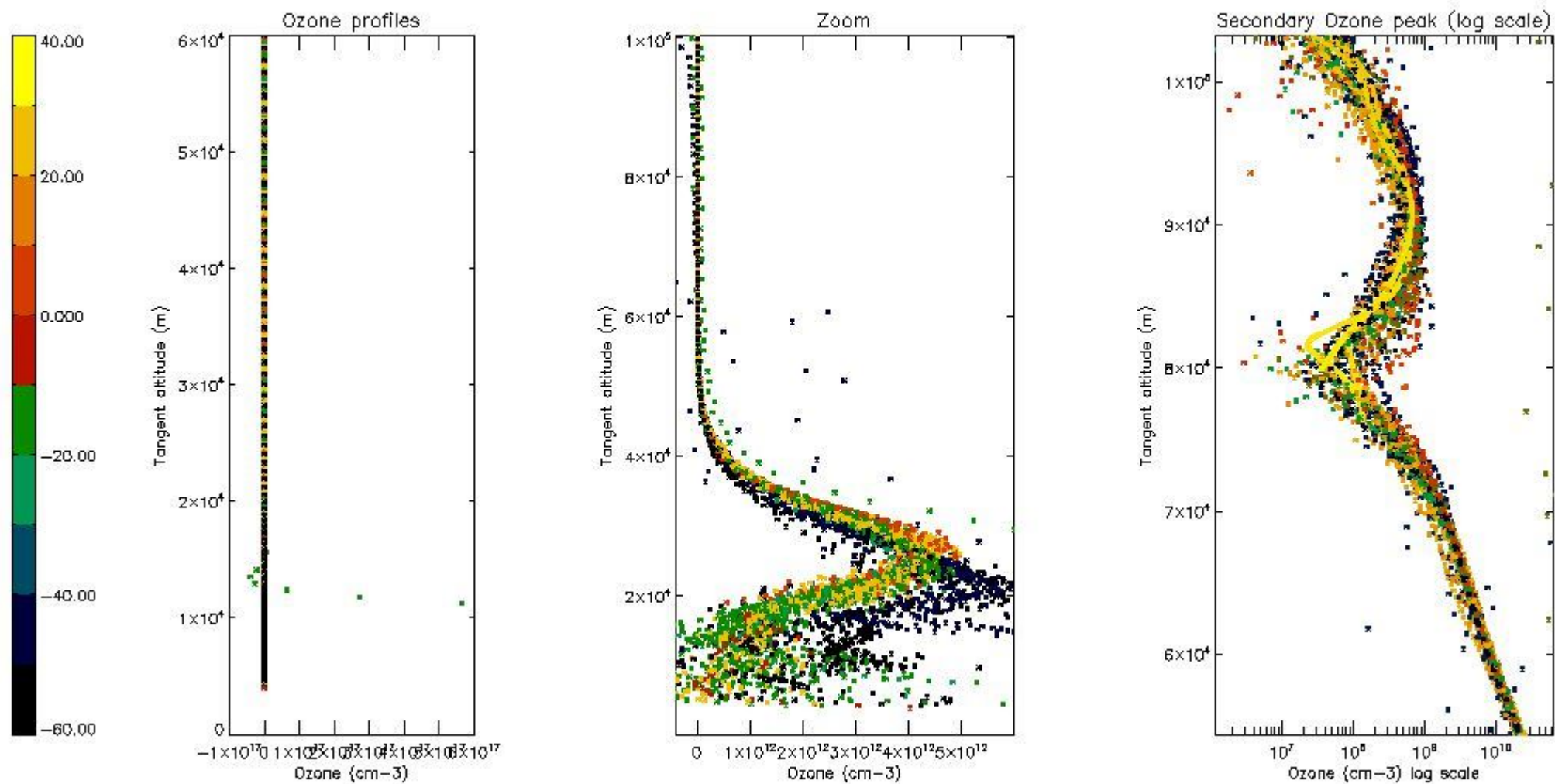
So, the table below shows the percentage of dark limb and valid observations for each criteria with respect to the overall valid daily observations.

Criteria	% of total production
All STD	42
STD < 20	24

STD < 10	21
STD < 5	17

5.2 Plot ozone profiles for all STD (dark without errors)

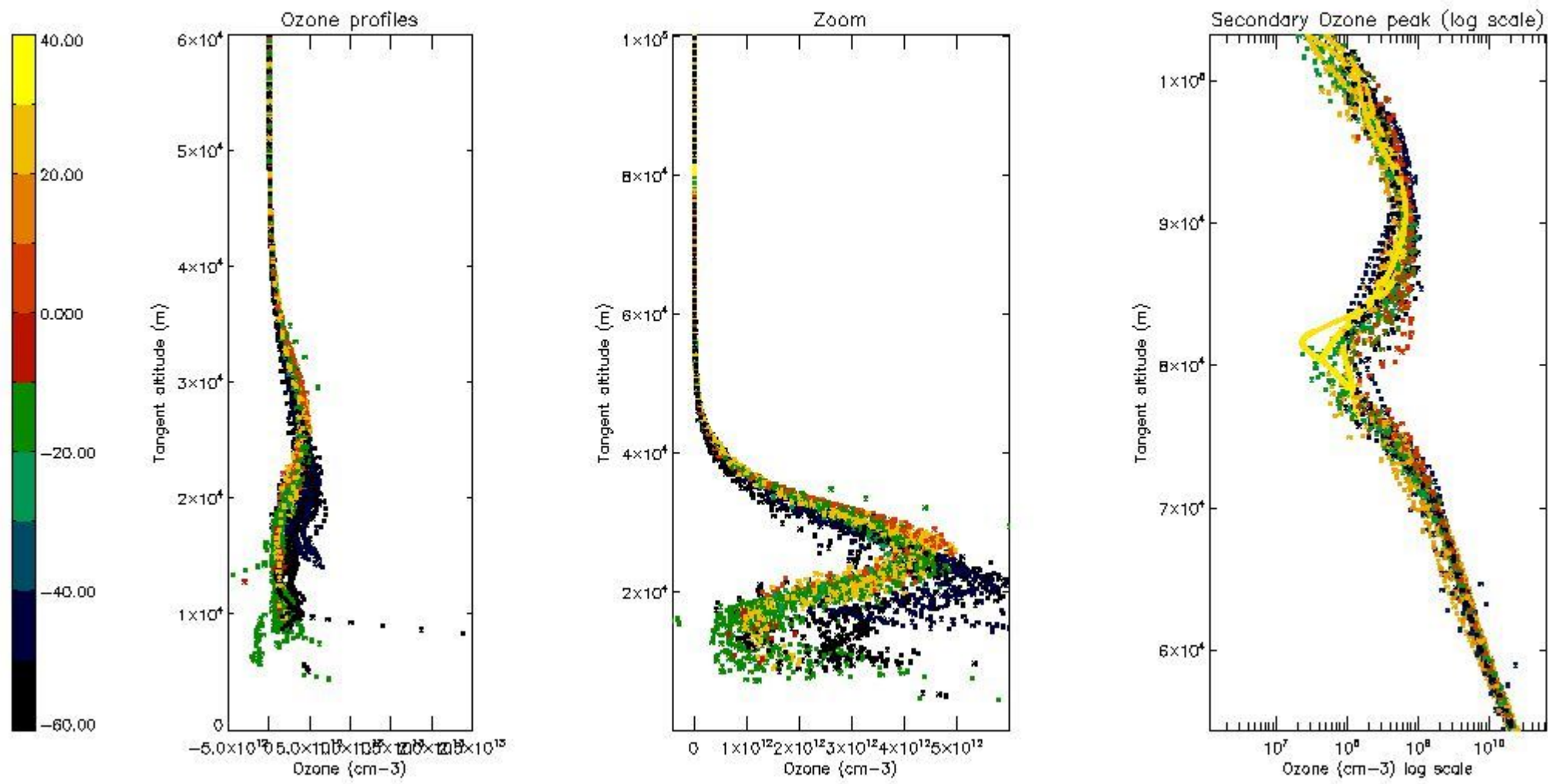
The colorbar represents the latitude.



5.3 Plot ozone profiles where STD < 20% (dark without errors)

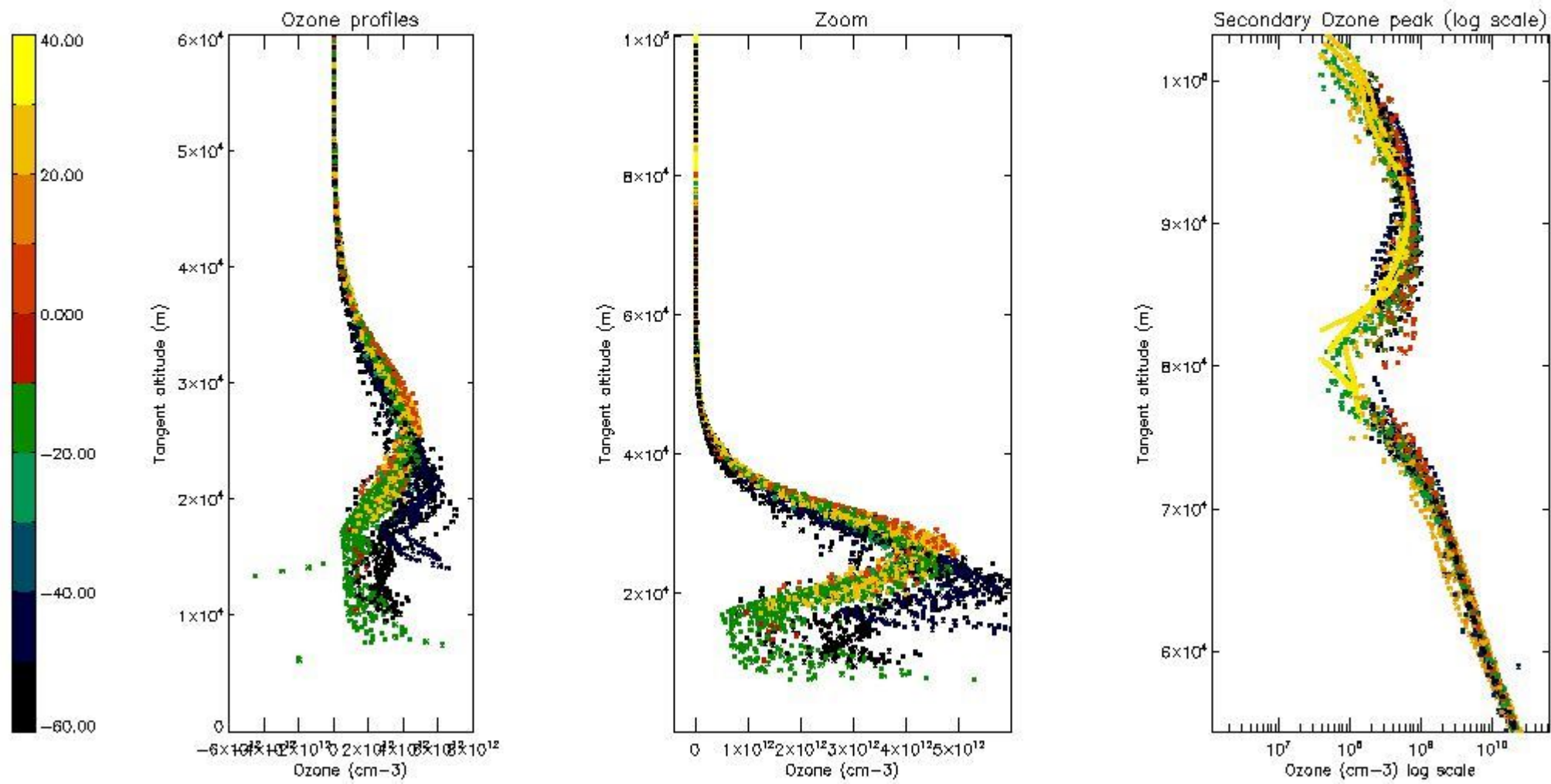
The colorbar represents the latitude.





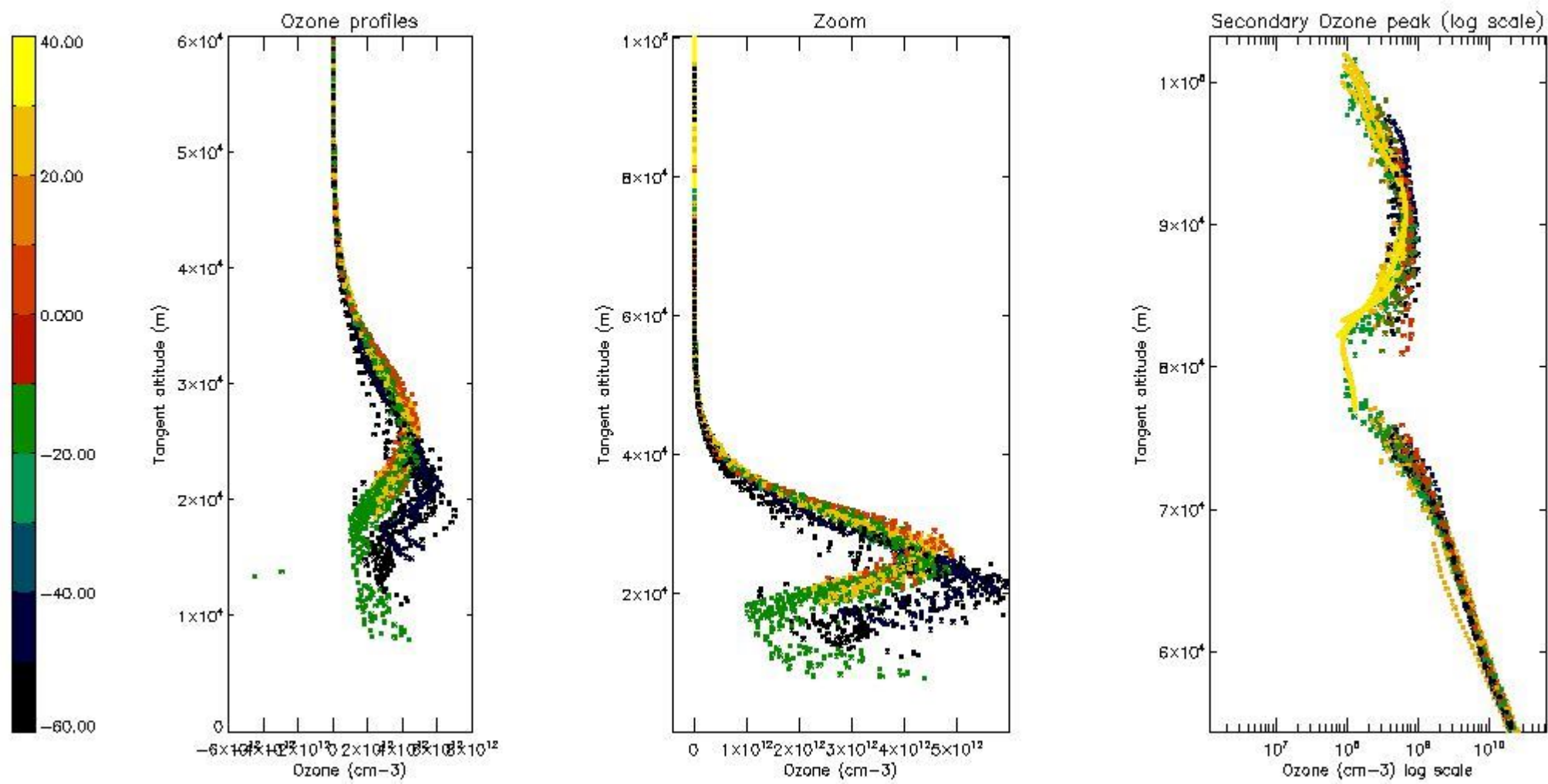
5.4 Plot ozone profiles where  $STD < 10\%$  (dark without errors)

The colorbar represents the latitude.



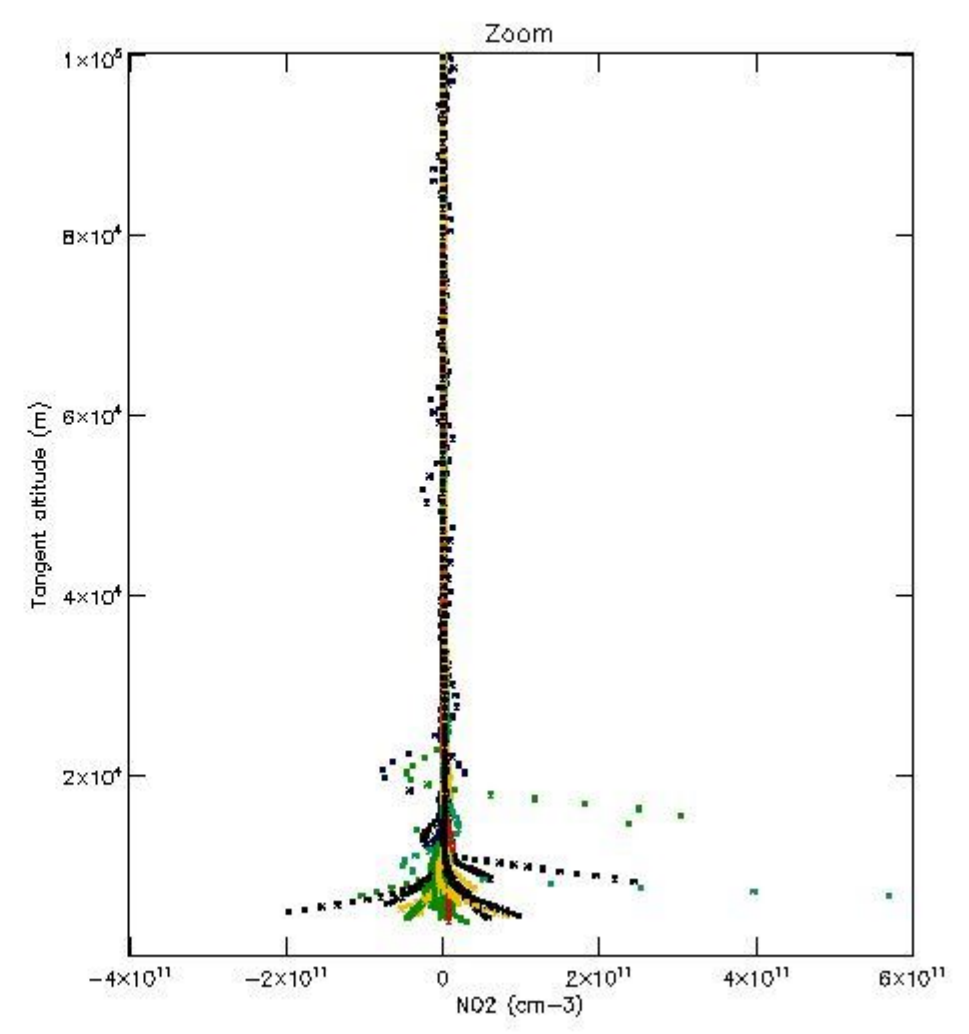
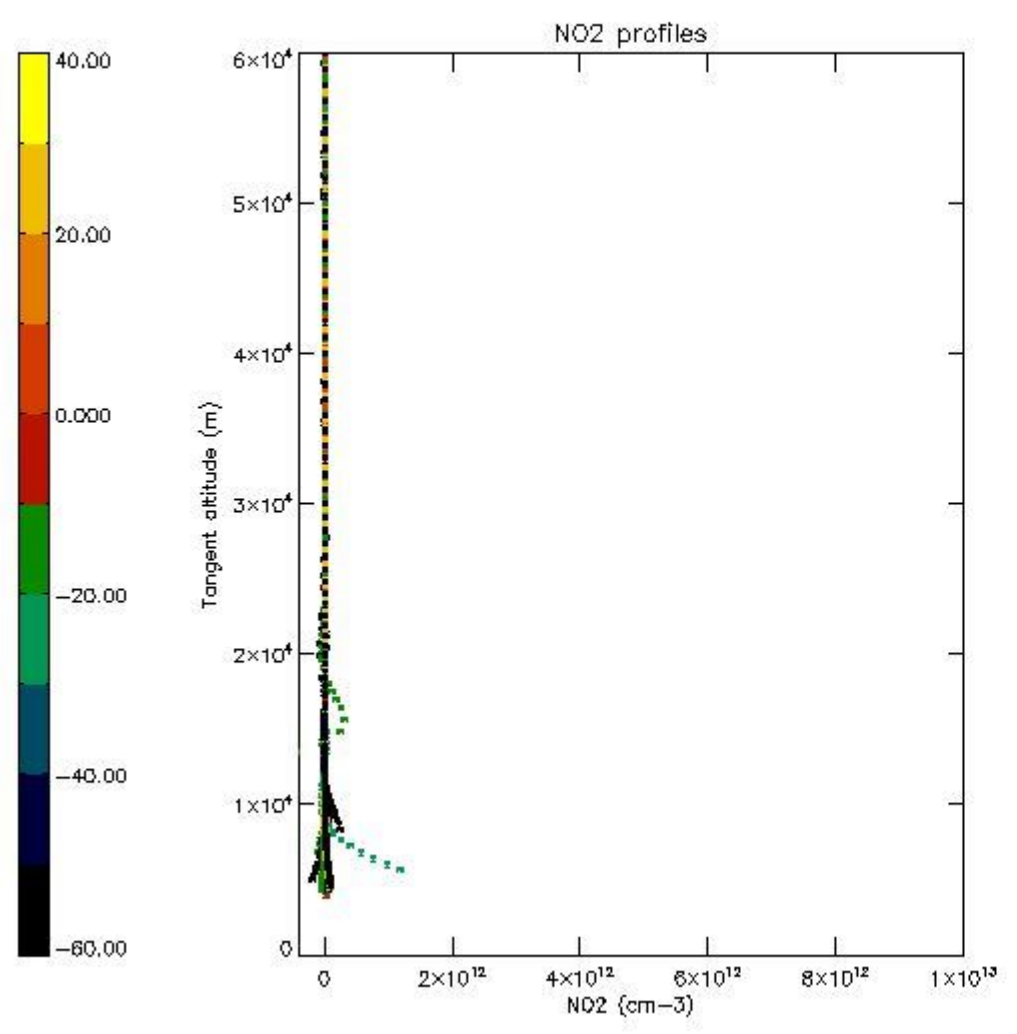
*5.5 Plot ozone profiles where STD < 5% (dark without errors)*

The colorbar represents the latitude.



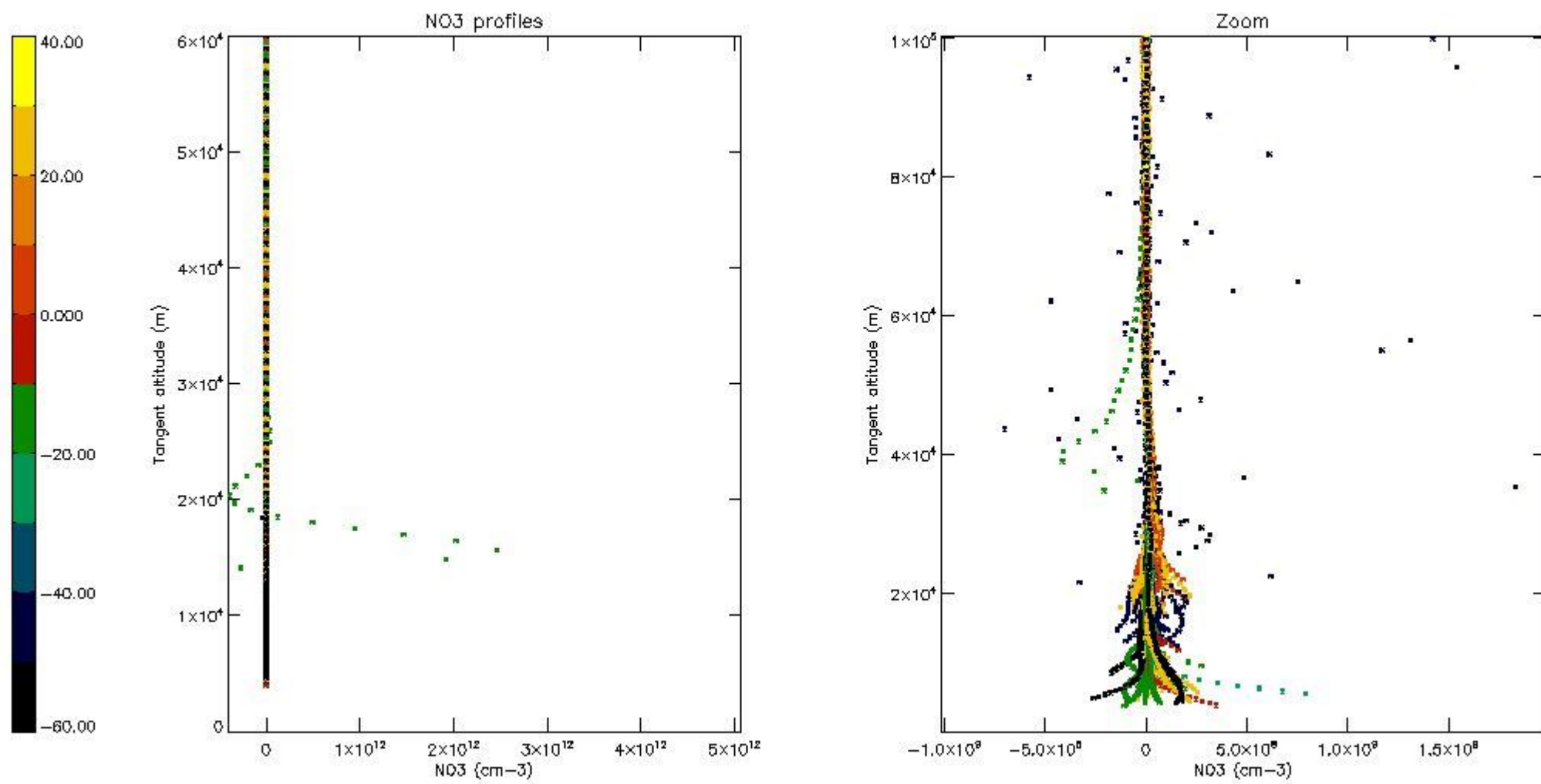
*5.6 Plot NO<sub>2</sub> profiles for all STD (dark without errors)*

The colorbar represents the latitude.



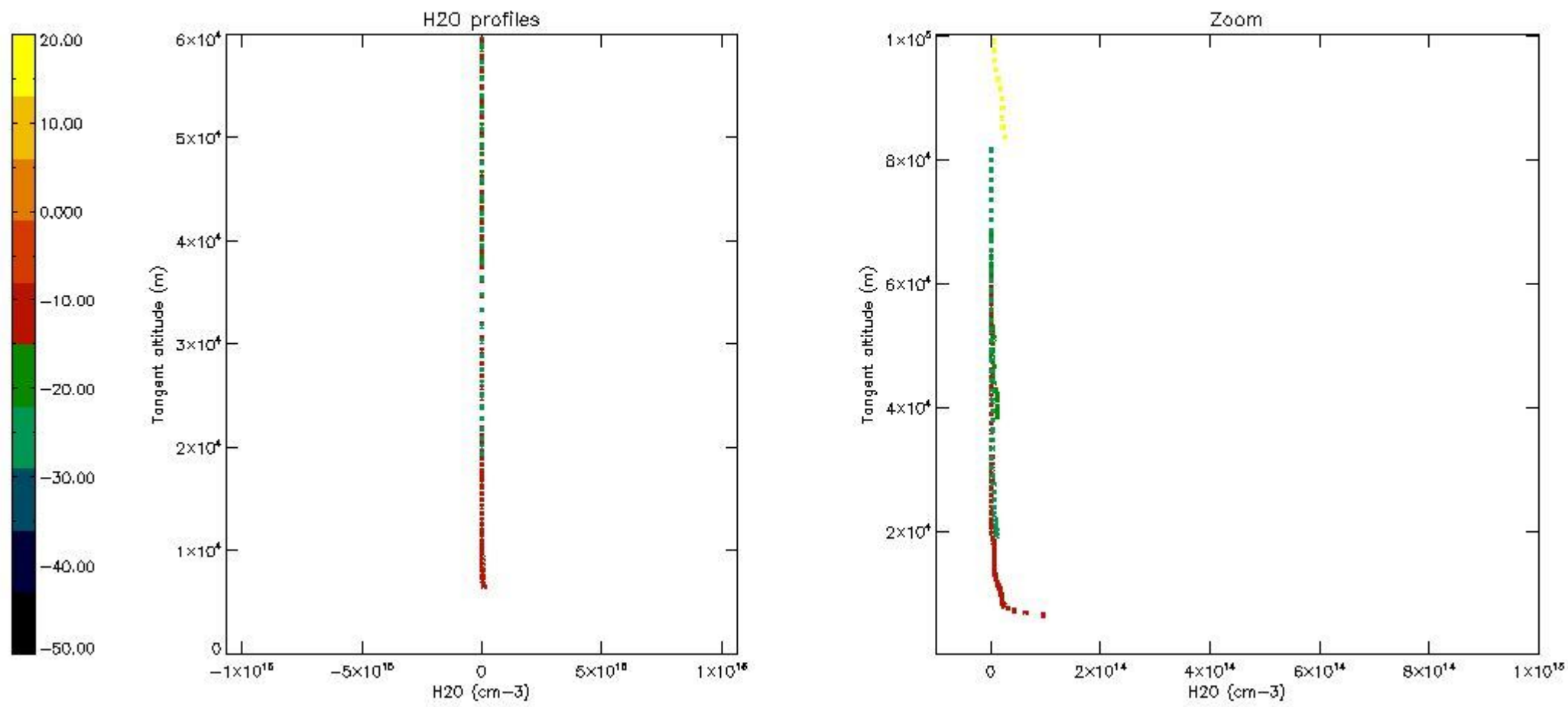
*5.7 Plot NO3 profiles for all STD (dark without errors)*

The colorbar represents the latitude.



5.8 Plot H2O profiles for all STD (only for occultations of stars 1,2,3,4,13,14,16,26,63 dark without errors)

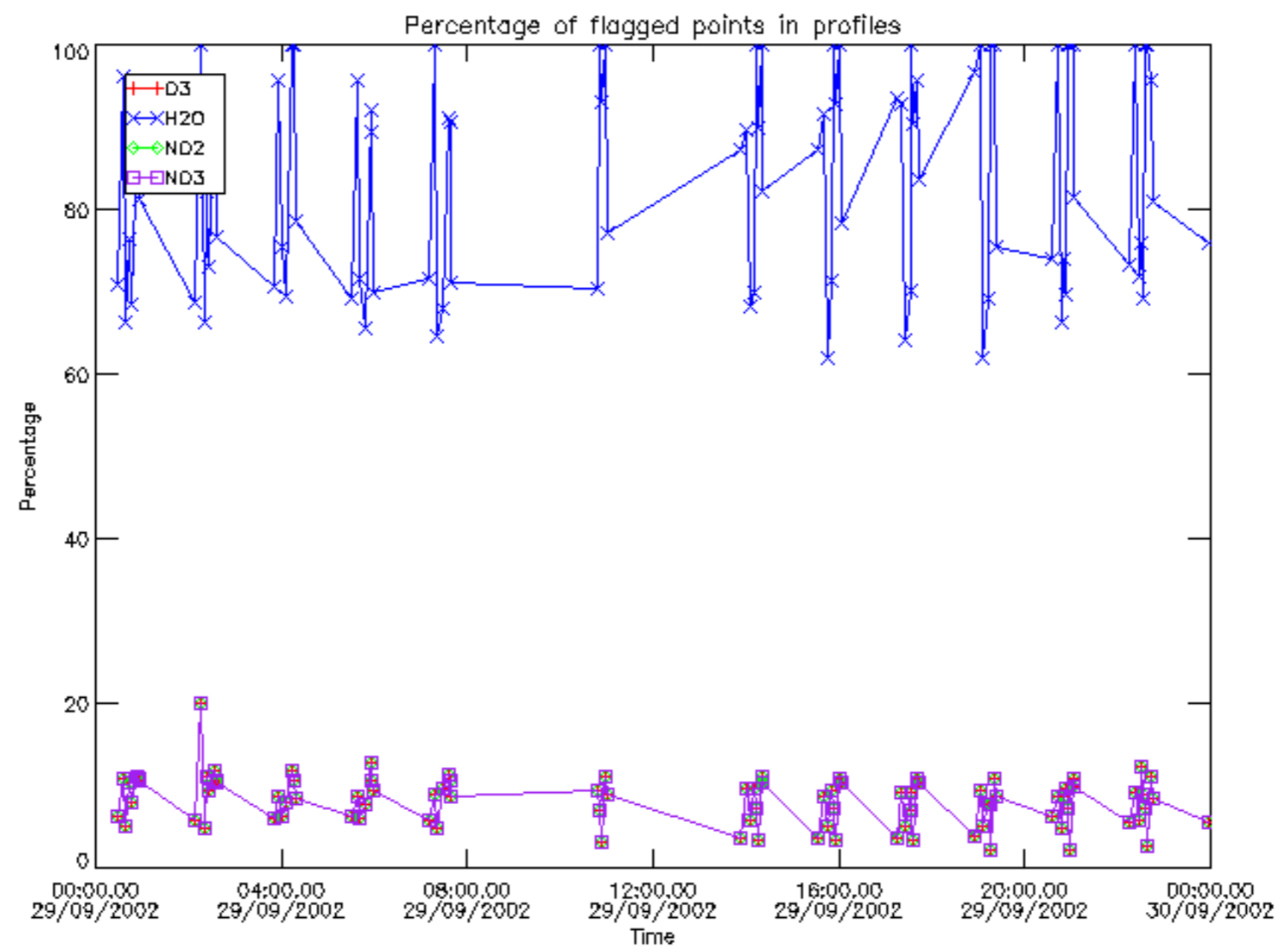
The colorbar represents the latitude.



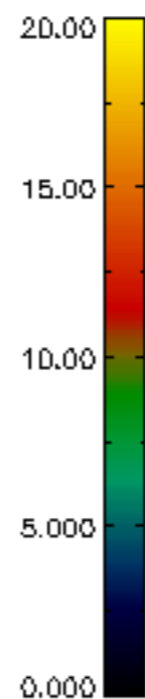
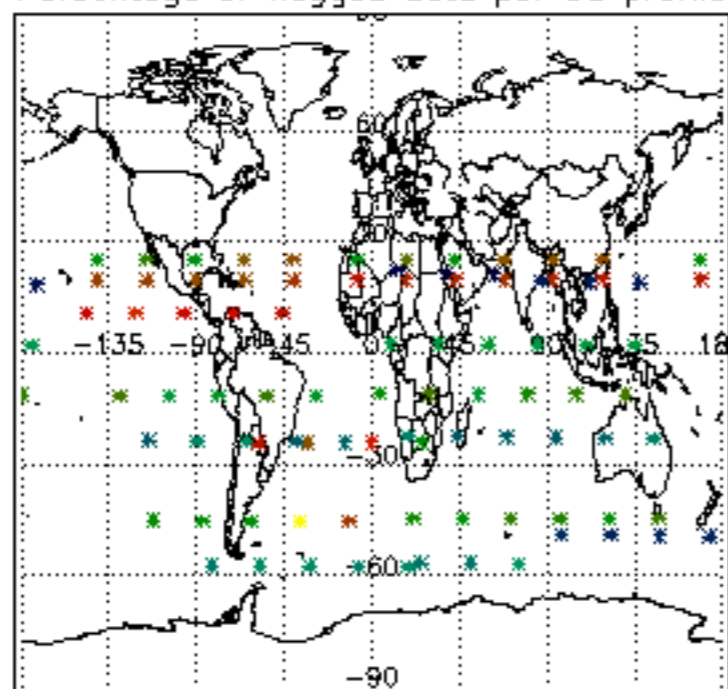
## 6. Auxiliary Data Files used for the production reported in section 2

The number reported in the third column indicates since which file (see list in section 2) the corresponding auxiliary file has been used. The fourth column is the date of those product files.

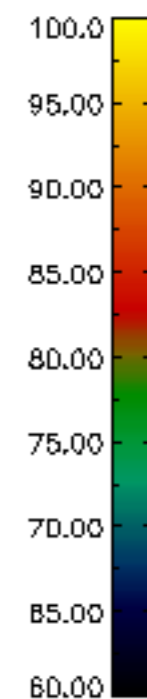
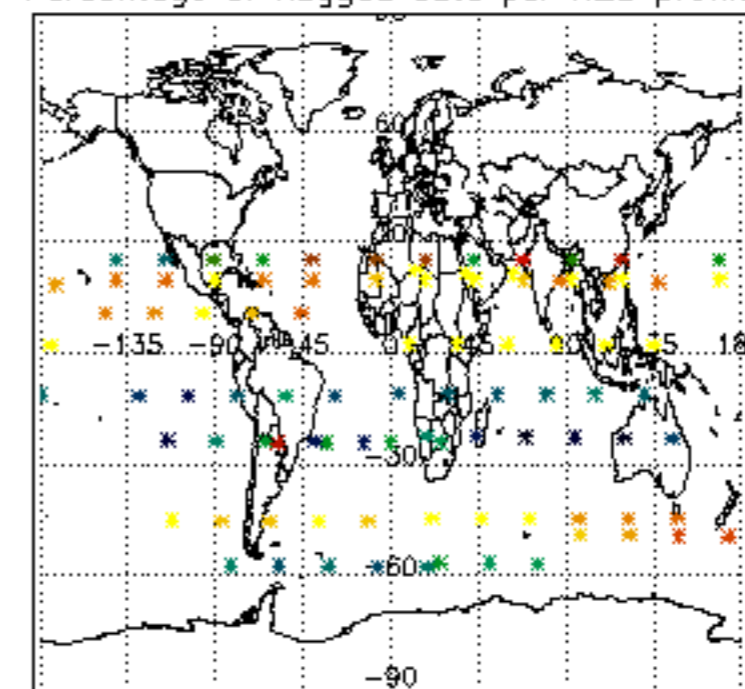
Type	Auxiliary Filename	Used since product	Used since product date
INST_PHYS_CHARACTERISTICS	GOM_INS_AXNIEC20050627_150440_20020301_000000_20100101_000000	1	29-SEP-2002 00:01:42
LEVEL-2_PROC_CONFIG	GOM_PR2_AXVIEC20091111_152718_20020301_000000_20500101_000000	1	29-SEP-2002 00:01:42
CROSS_SECTIONS_FILE	GOM_CRS_AXVIEC20091111_154832_20020301_000000_20500101_000000	1	29-SEP-2002 00:01:42



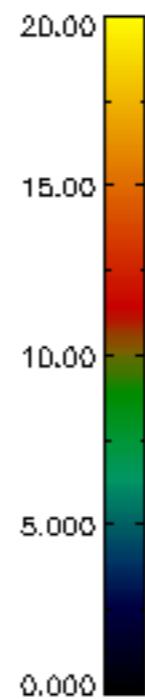
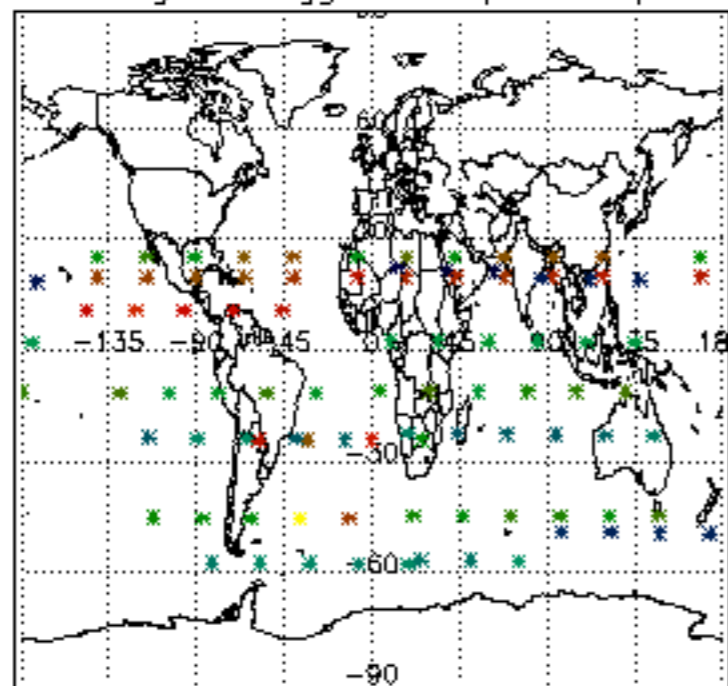
Percentage of flagged data per D3 profile



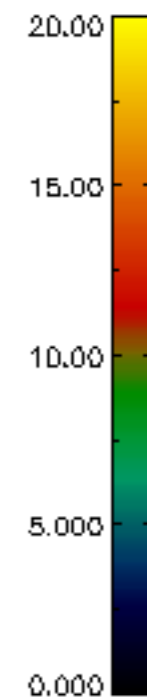
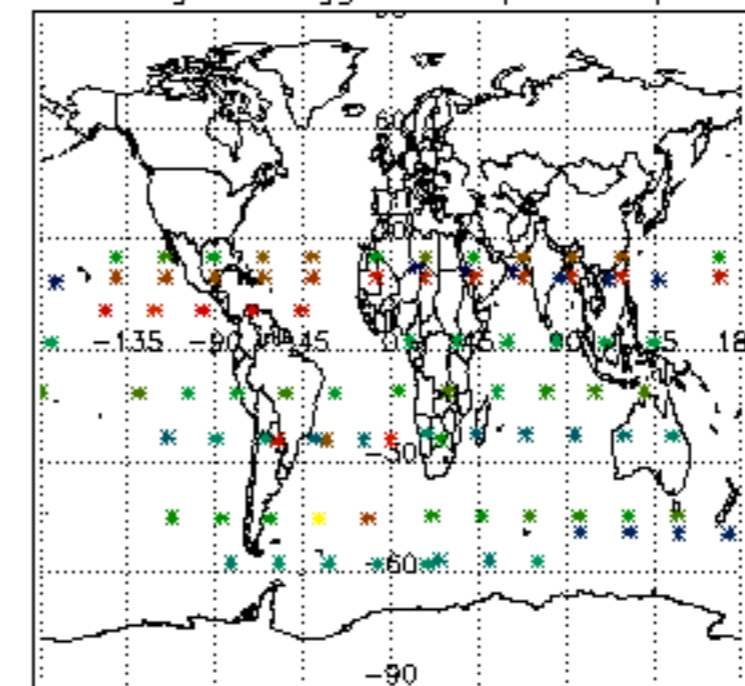
Percentage of flagged data per H2O profile



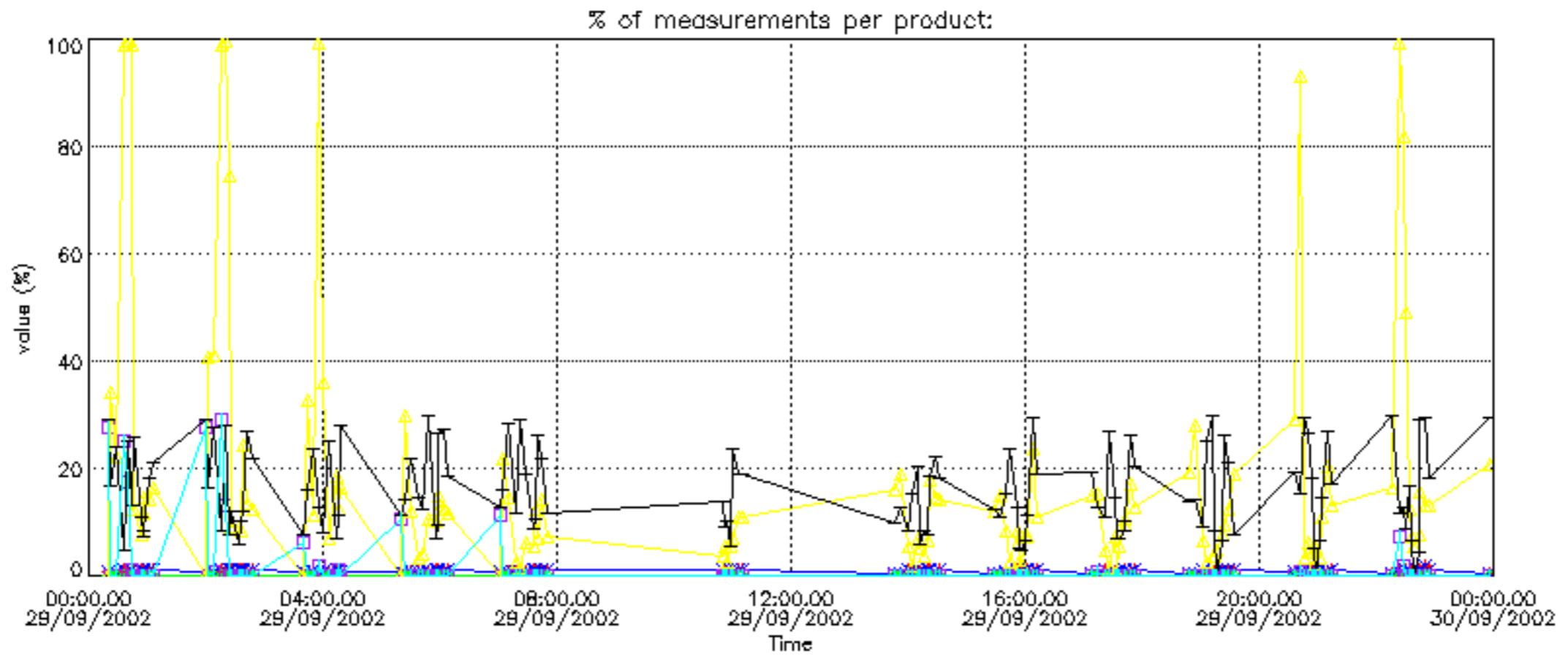
Percentage of flagged data per NO2 profile

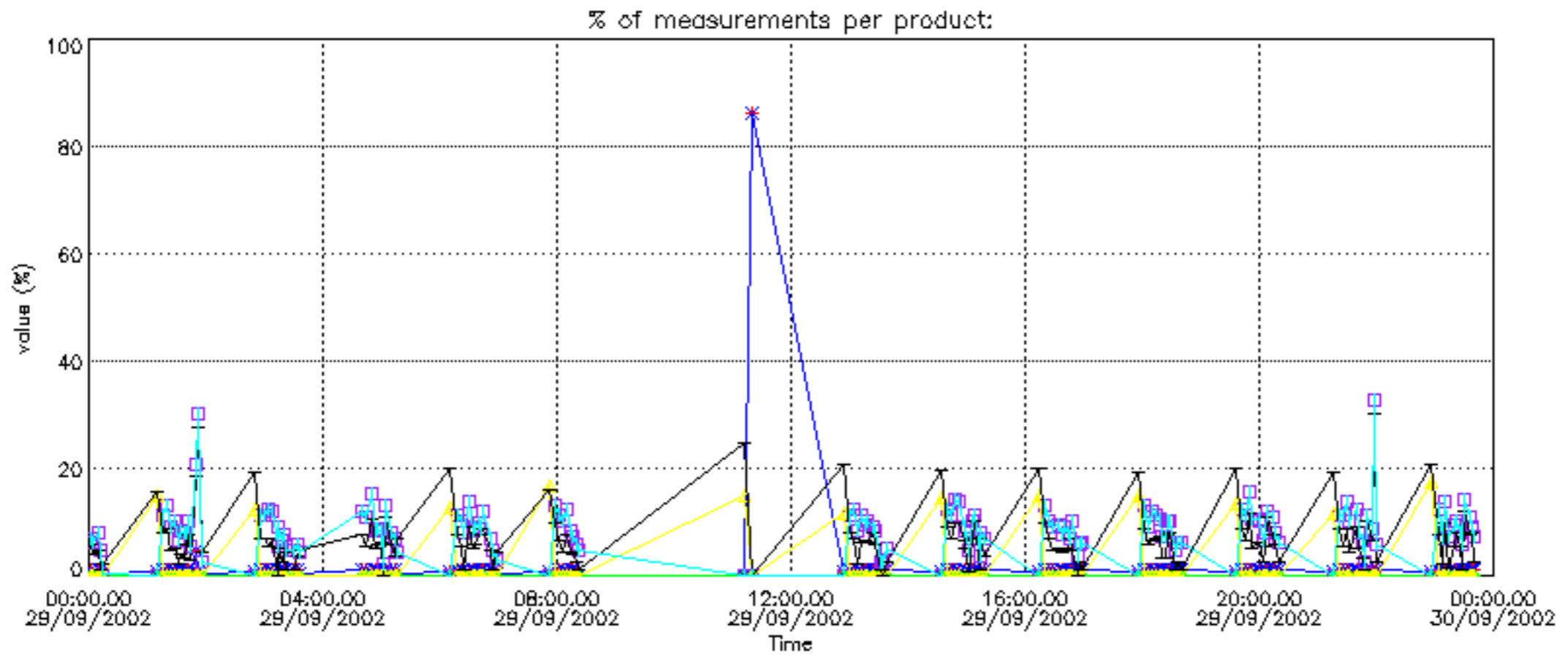


Percentage of flagged data per NO3 profile

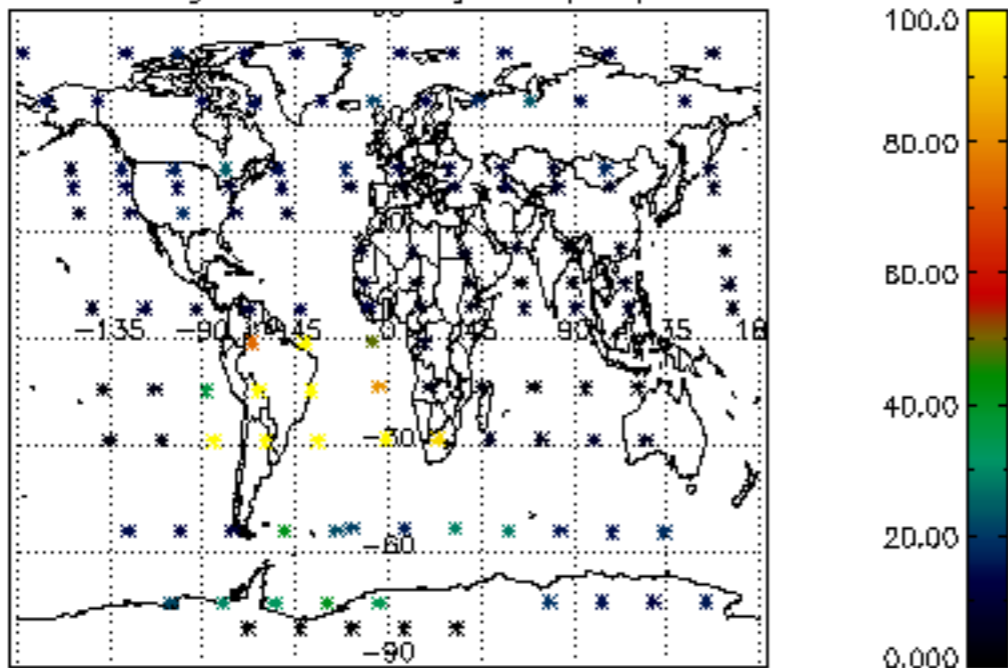




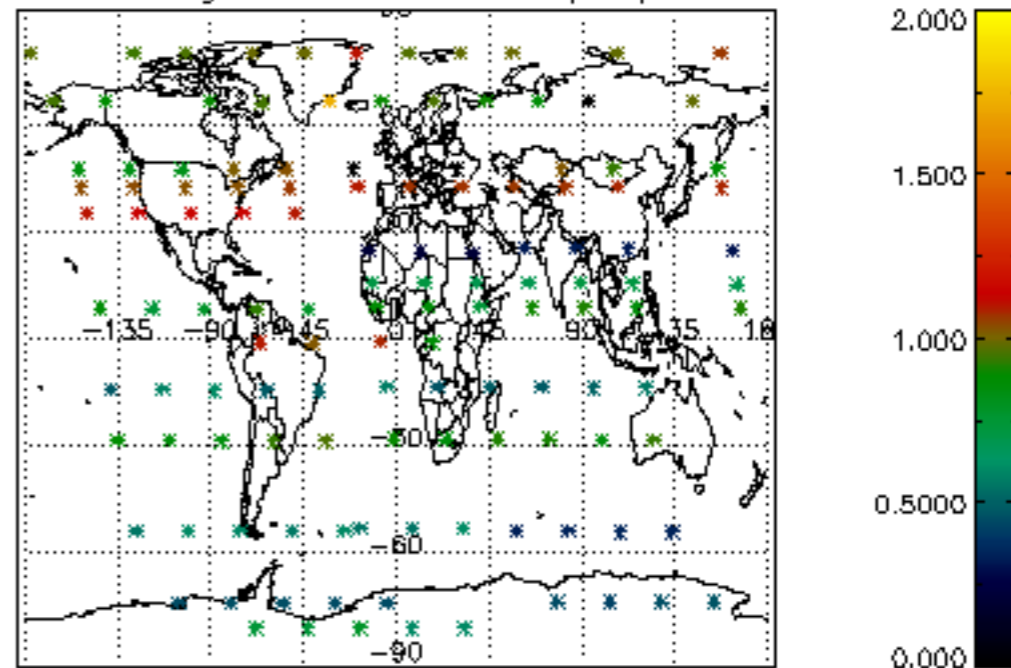




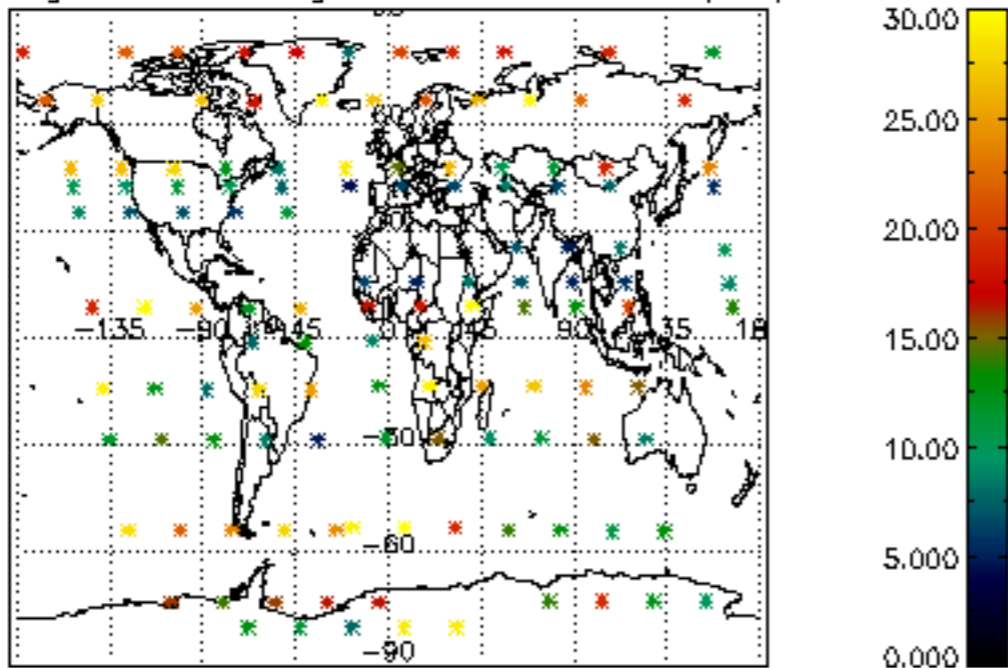
Percentage of cosmic ray hits per profile



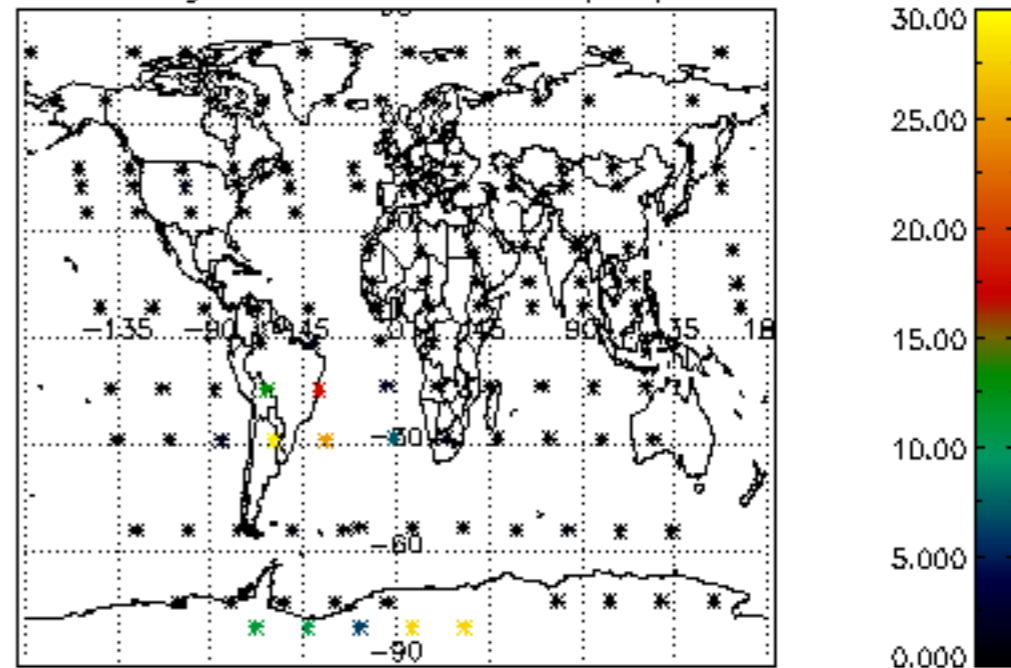
Percentage of datation errors per profile



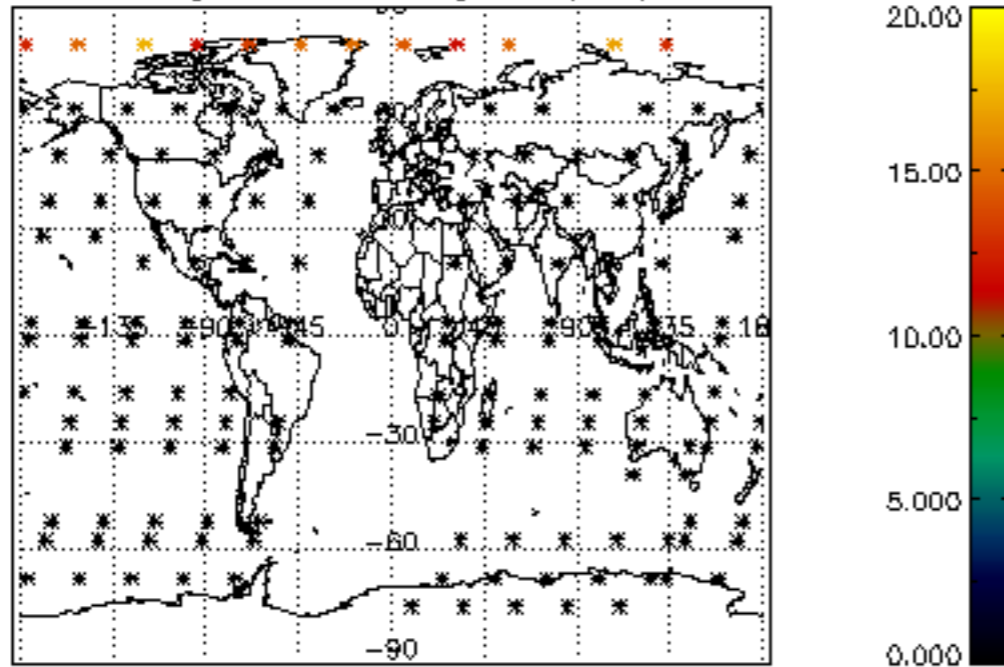
Percentage of star falling outside central band per profile



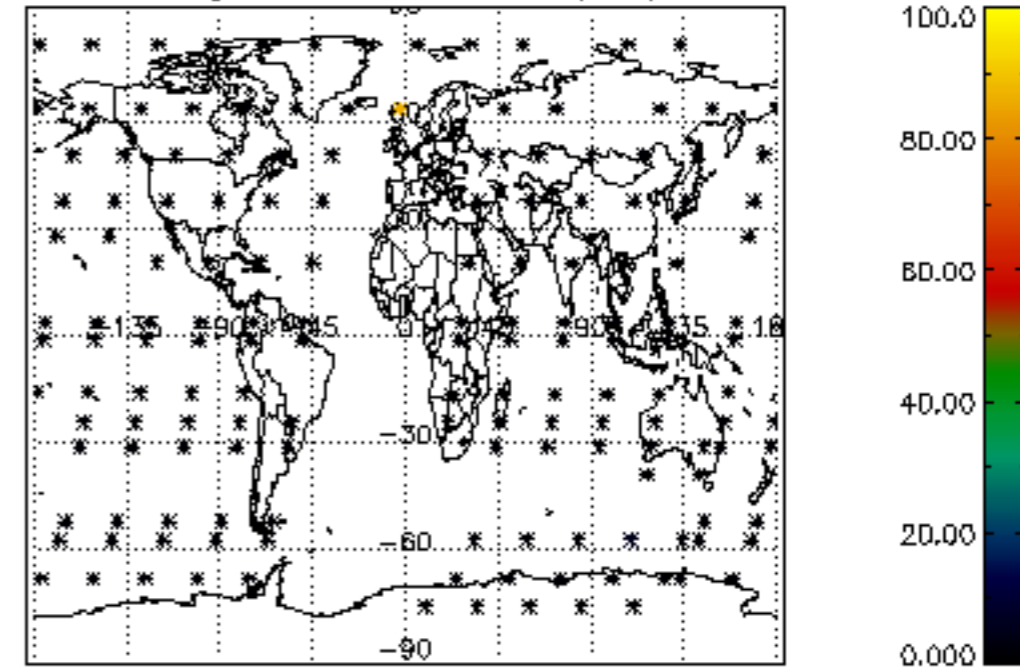
Percentage of saturation errors per profile



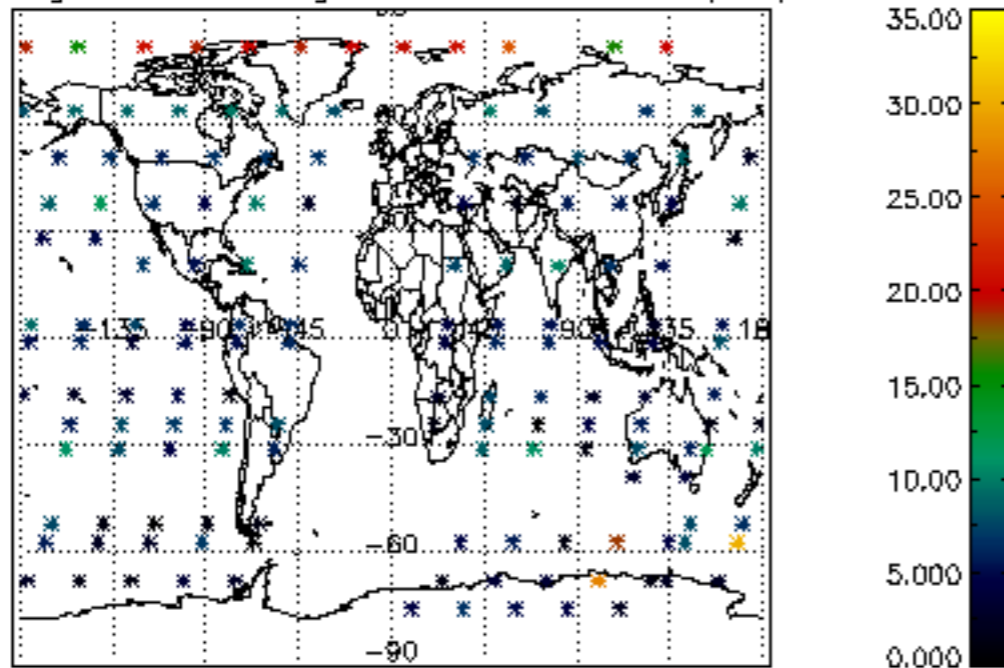
Percentage of cosmic ray hits per profile



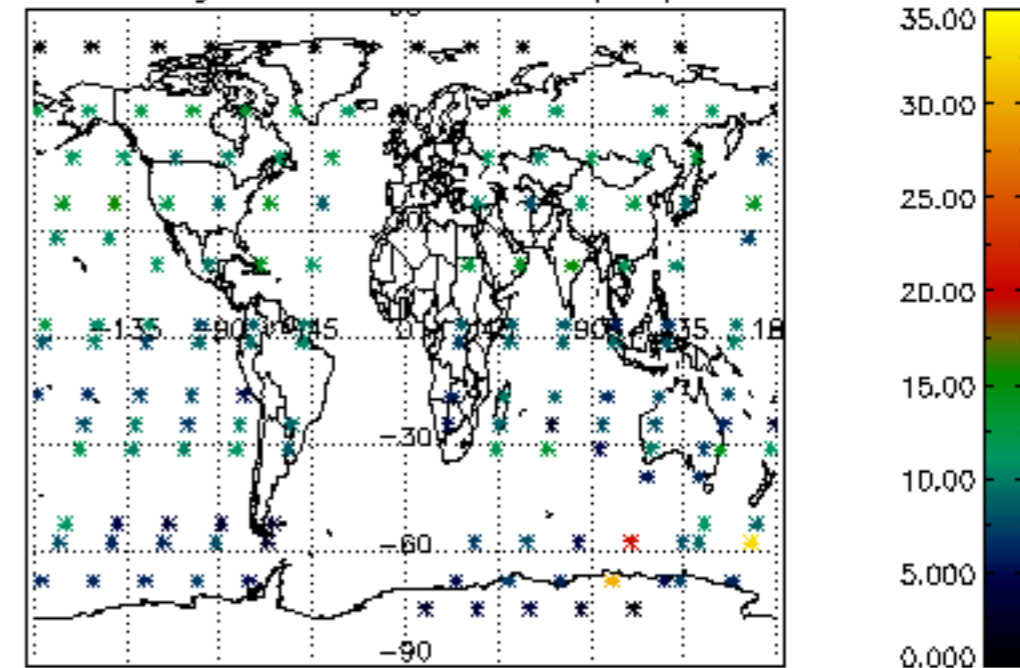
Percentage of datation errors per profile

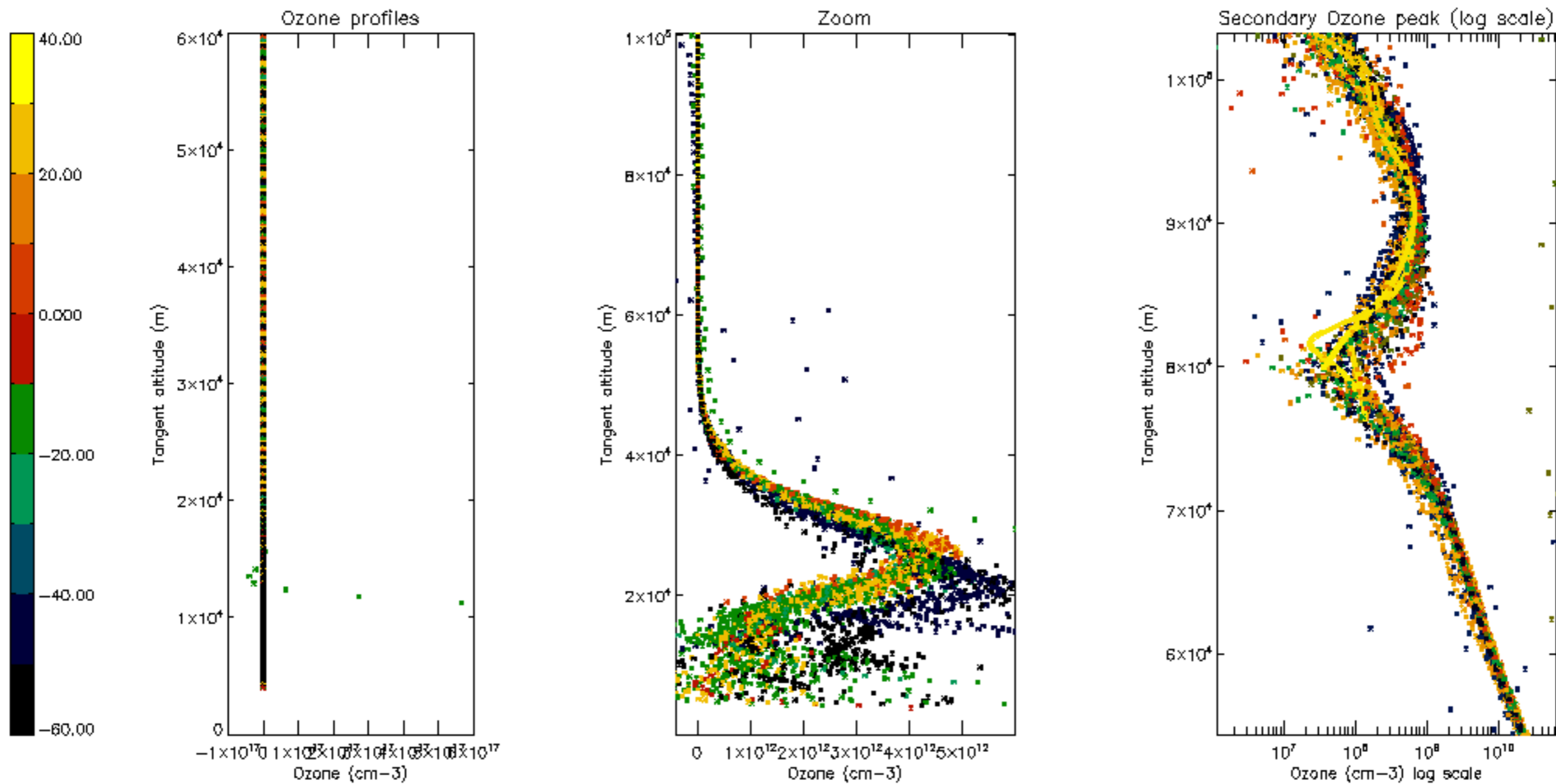


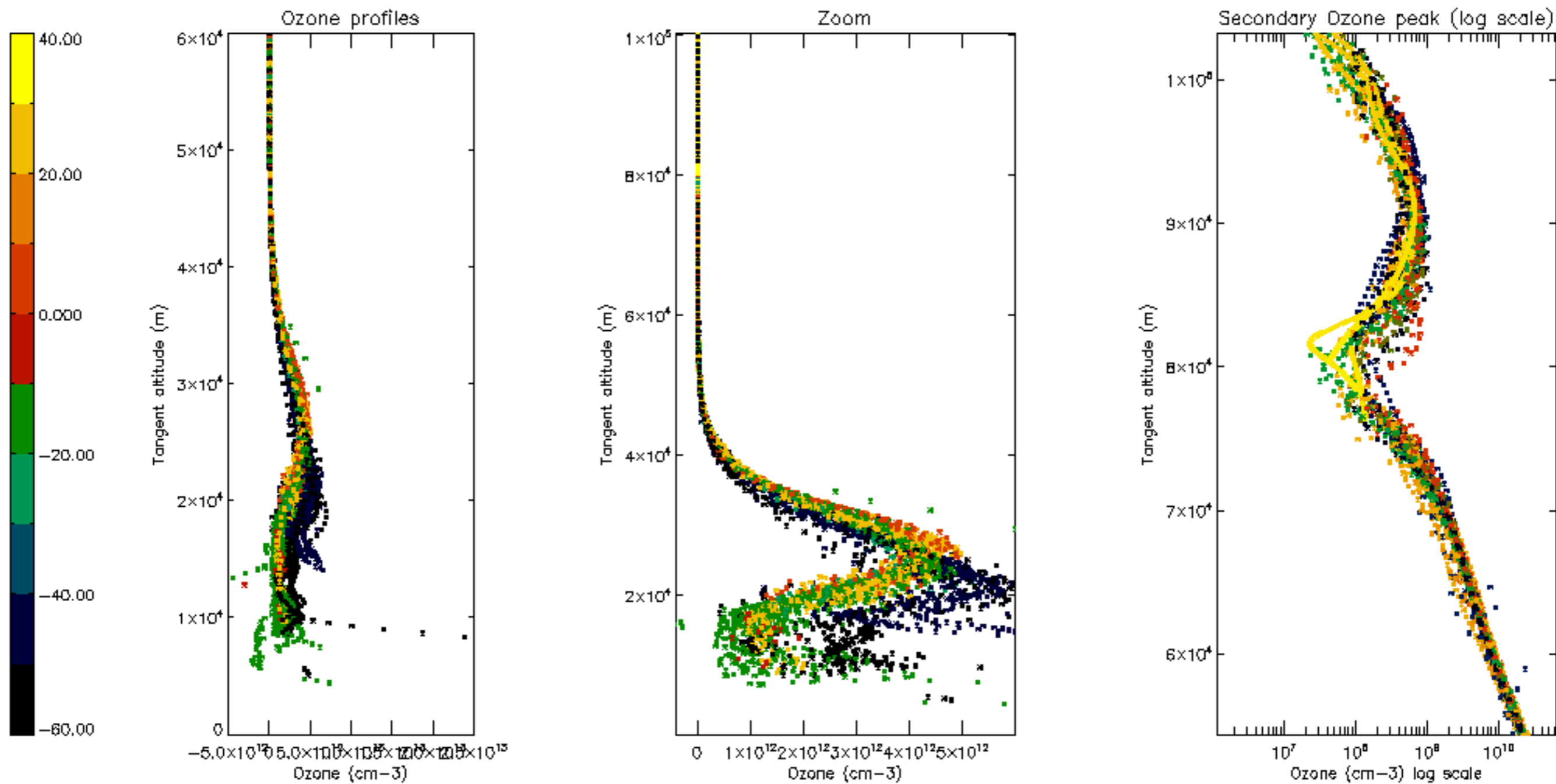
Percentage of star falling outside central band per profile

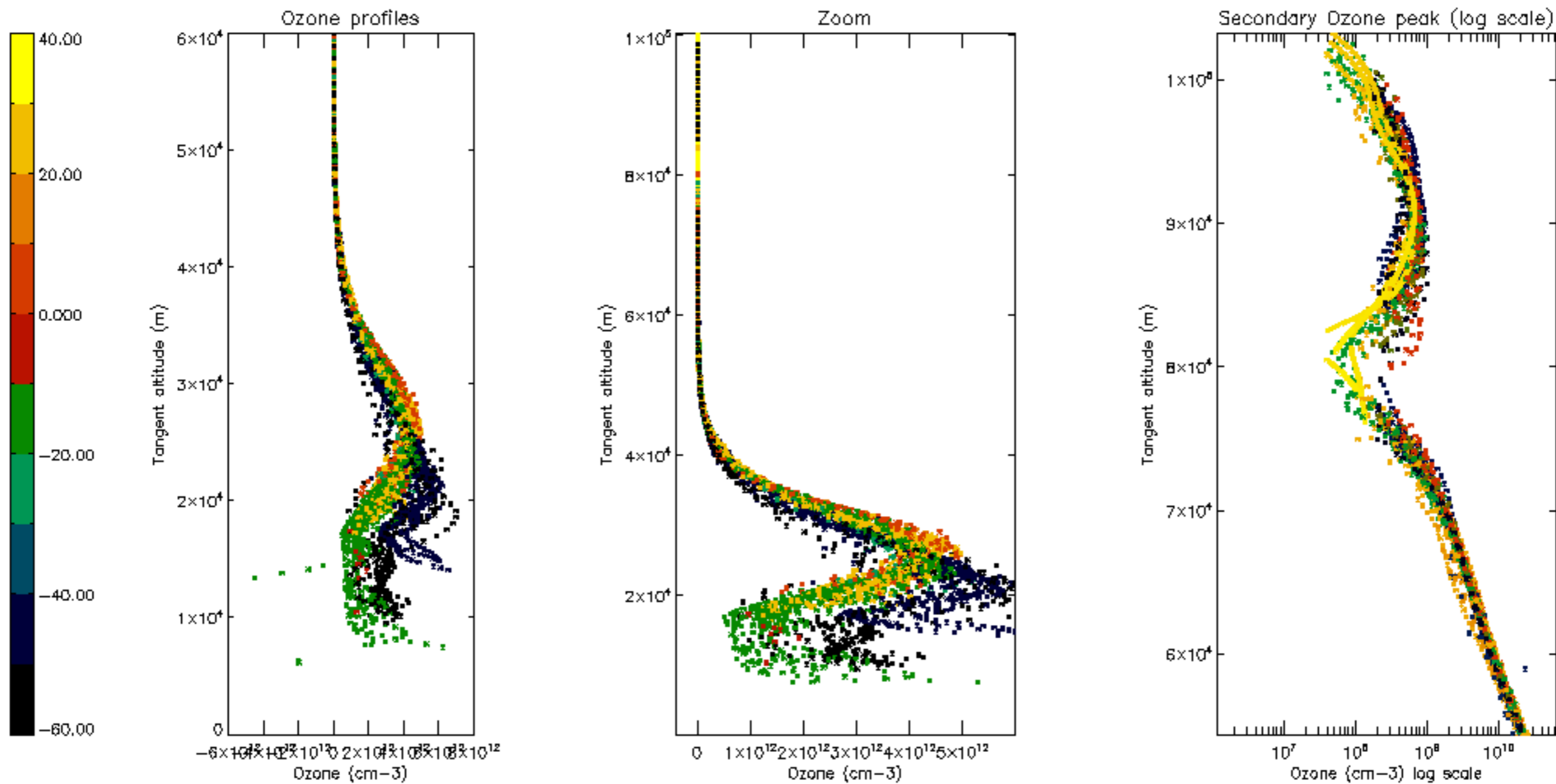


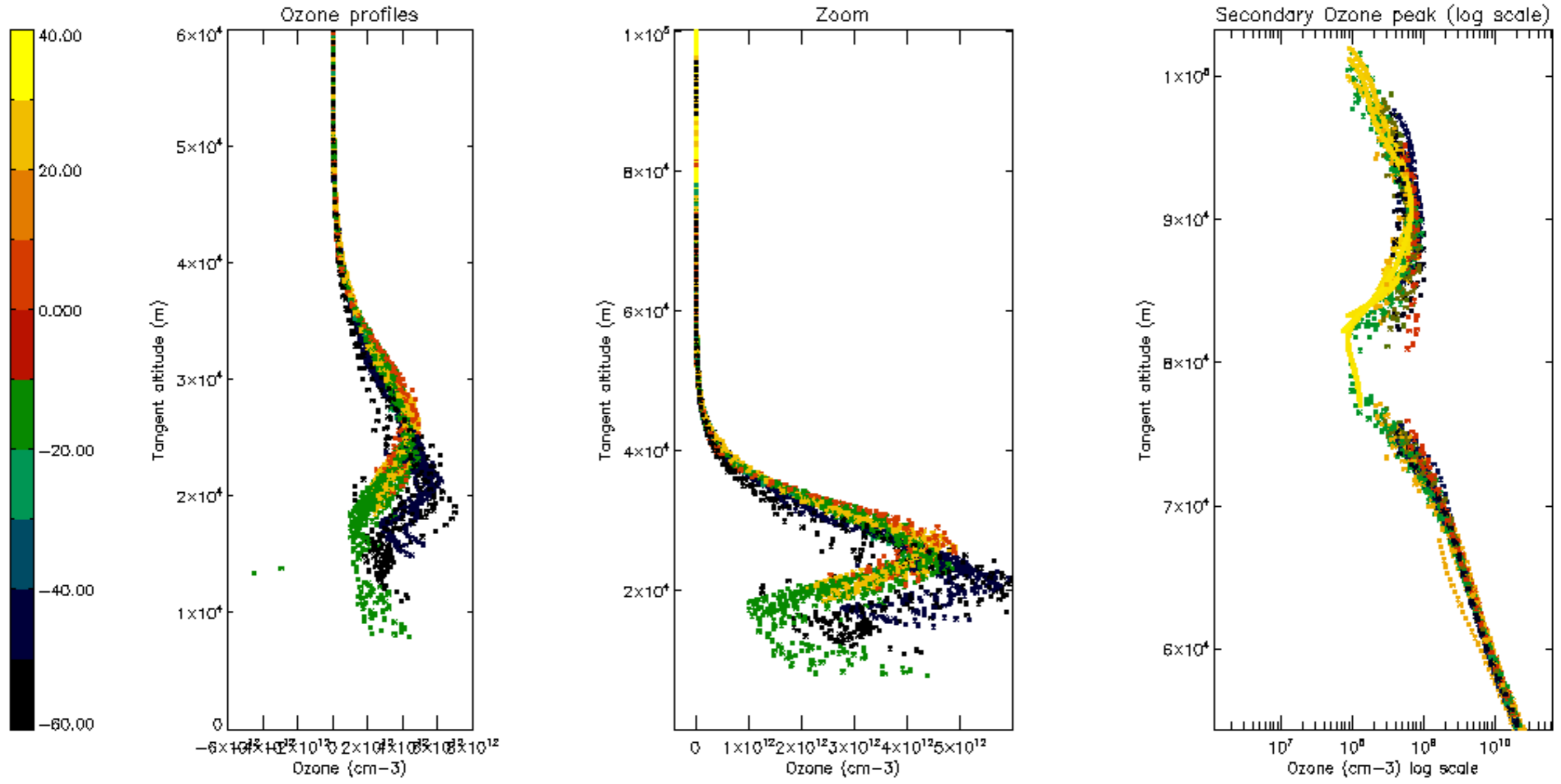
Percentage of saturation errors per profile



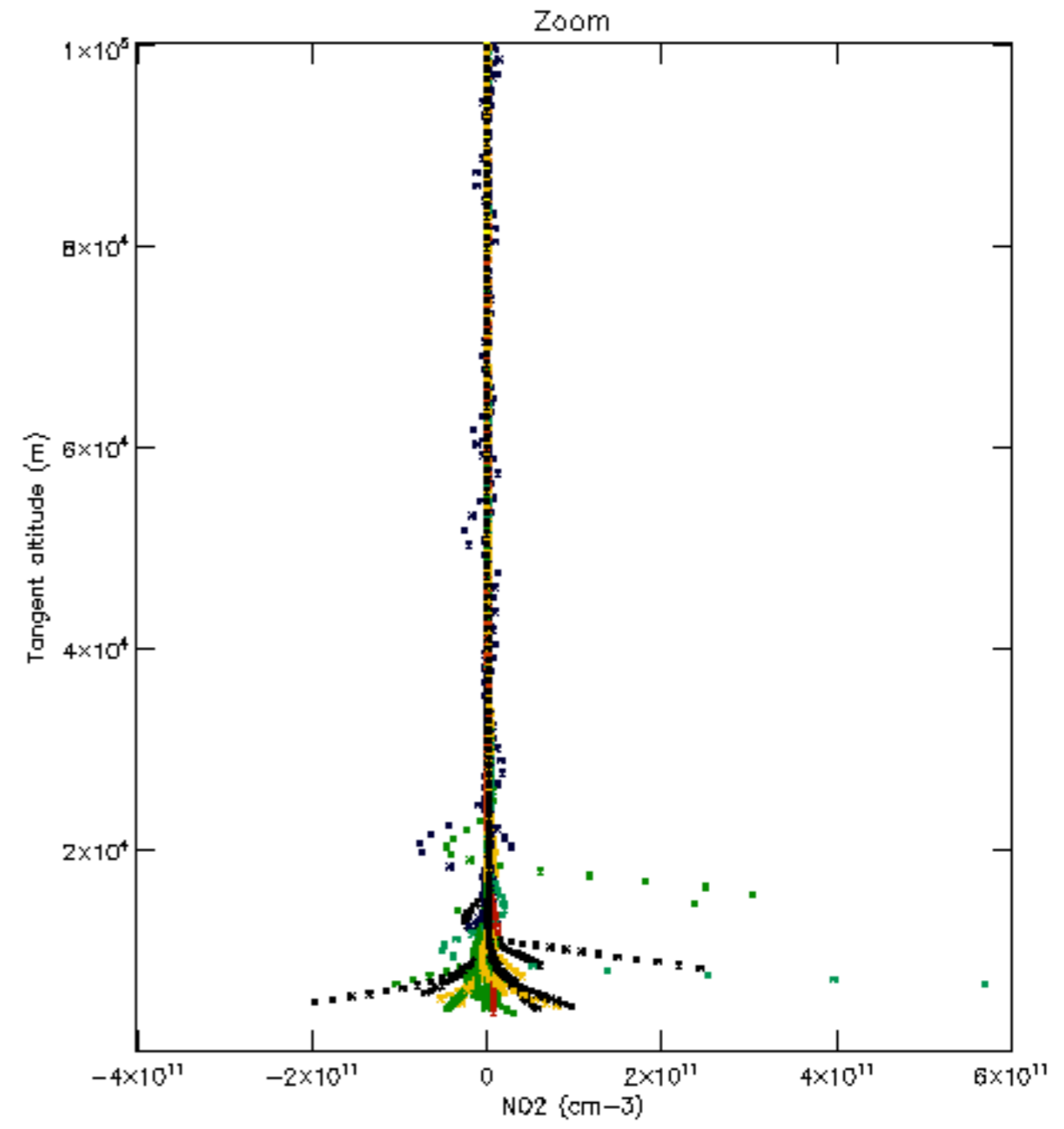
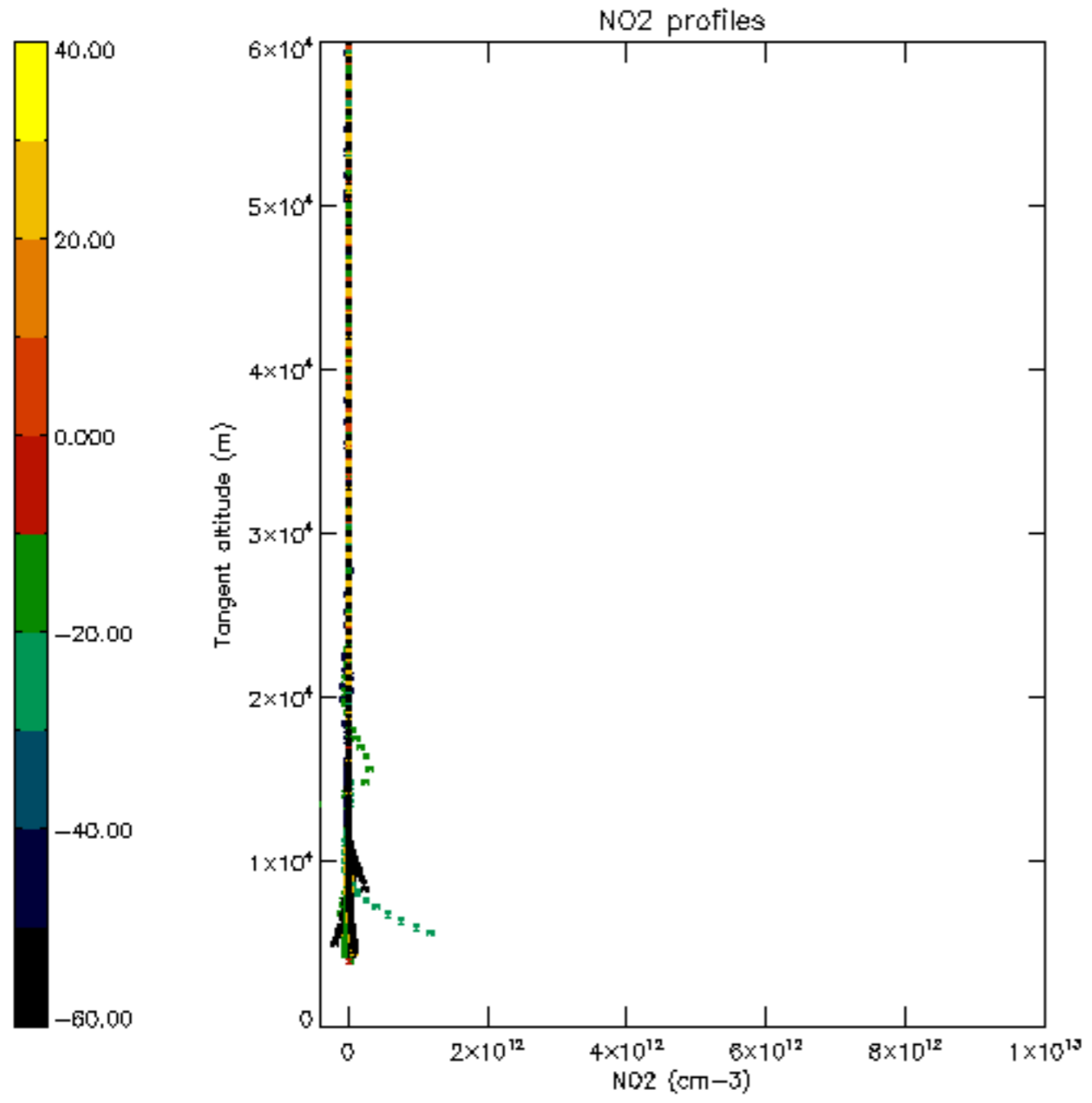


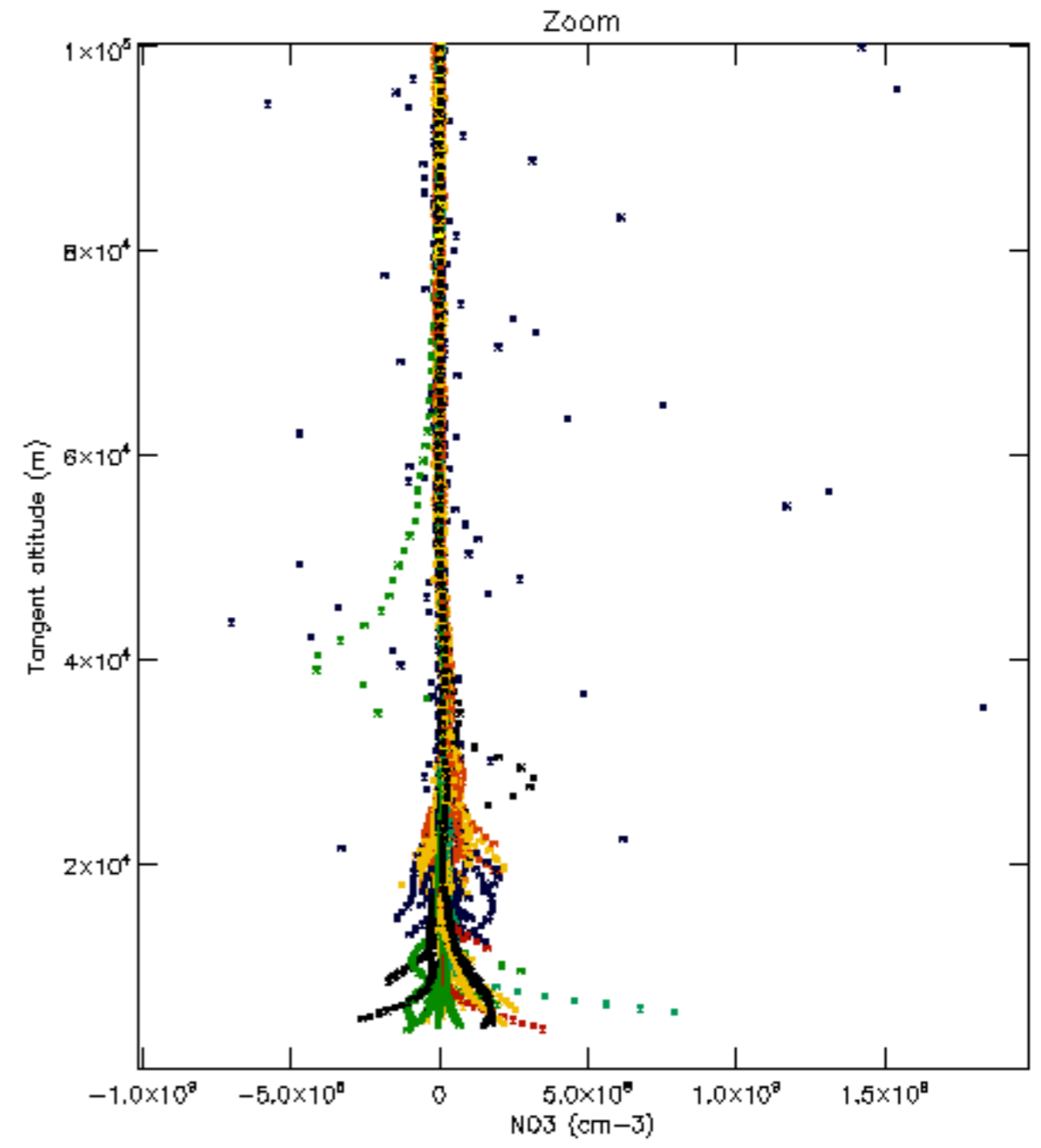
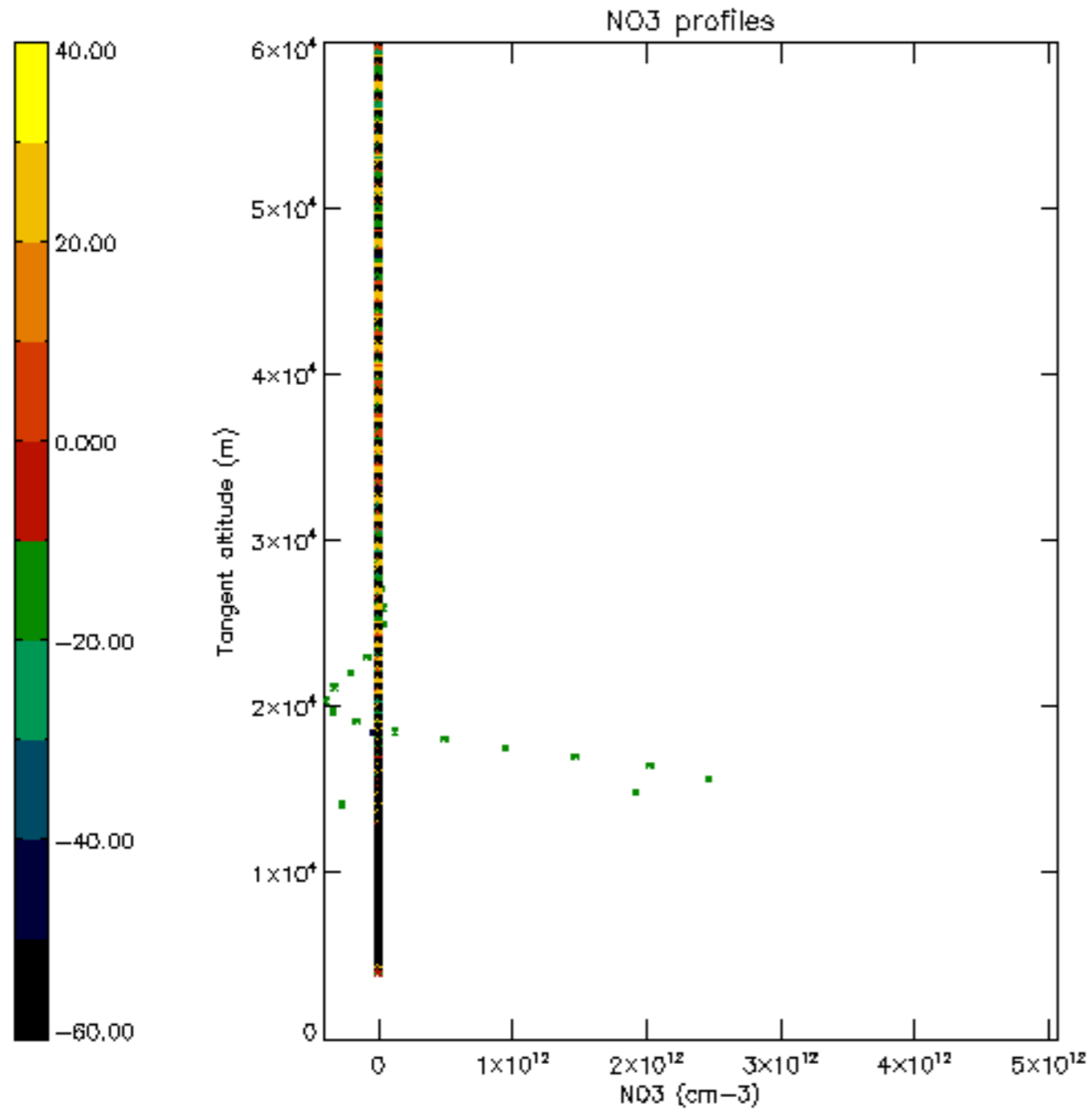


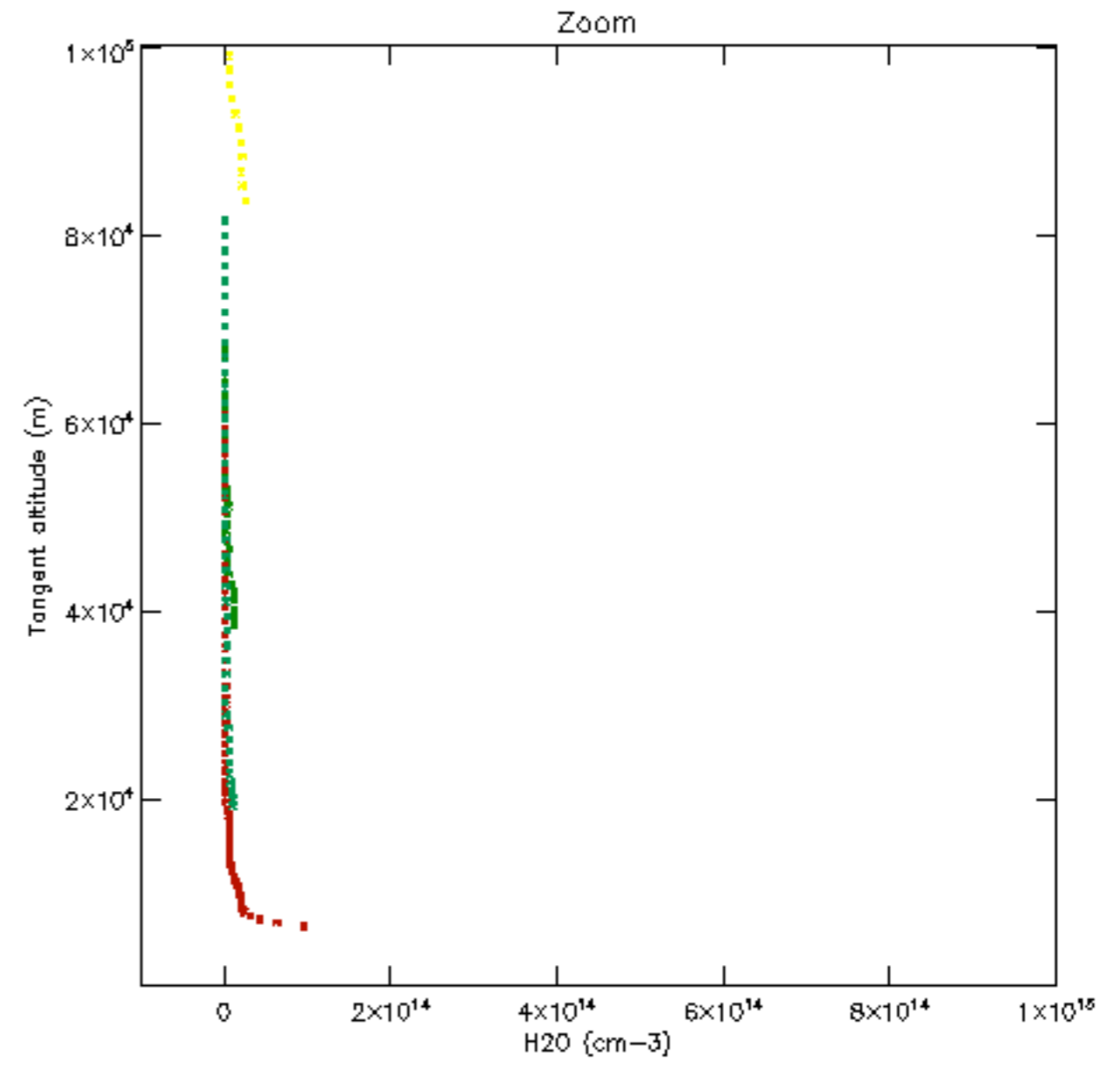
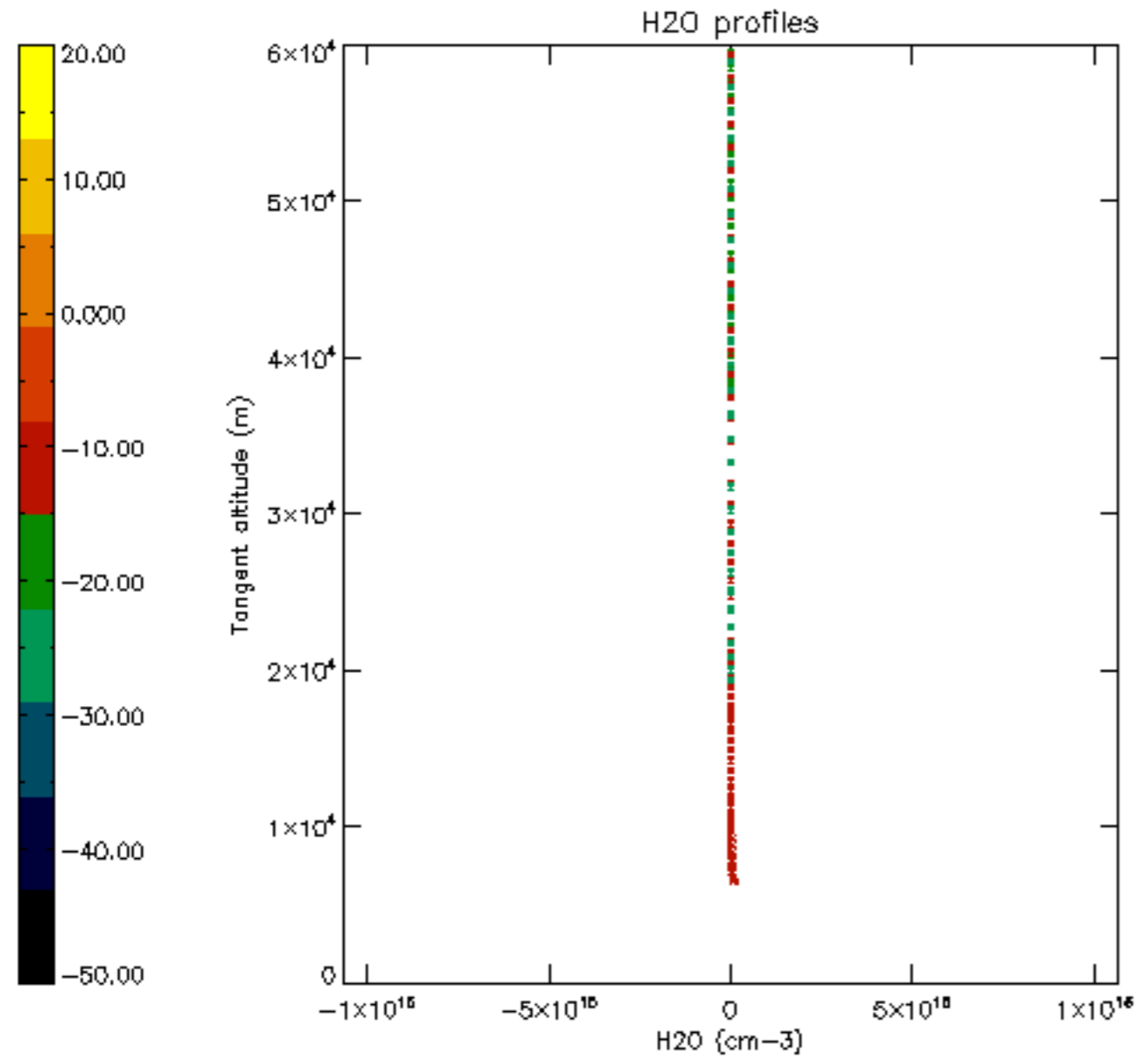


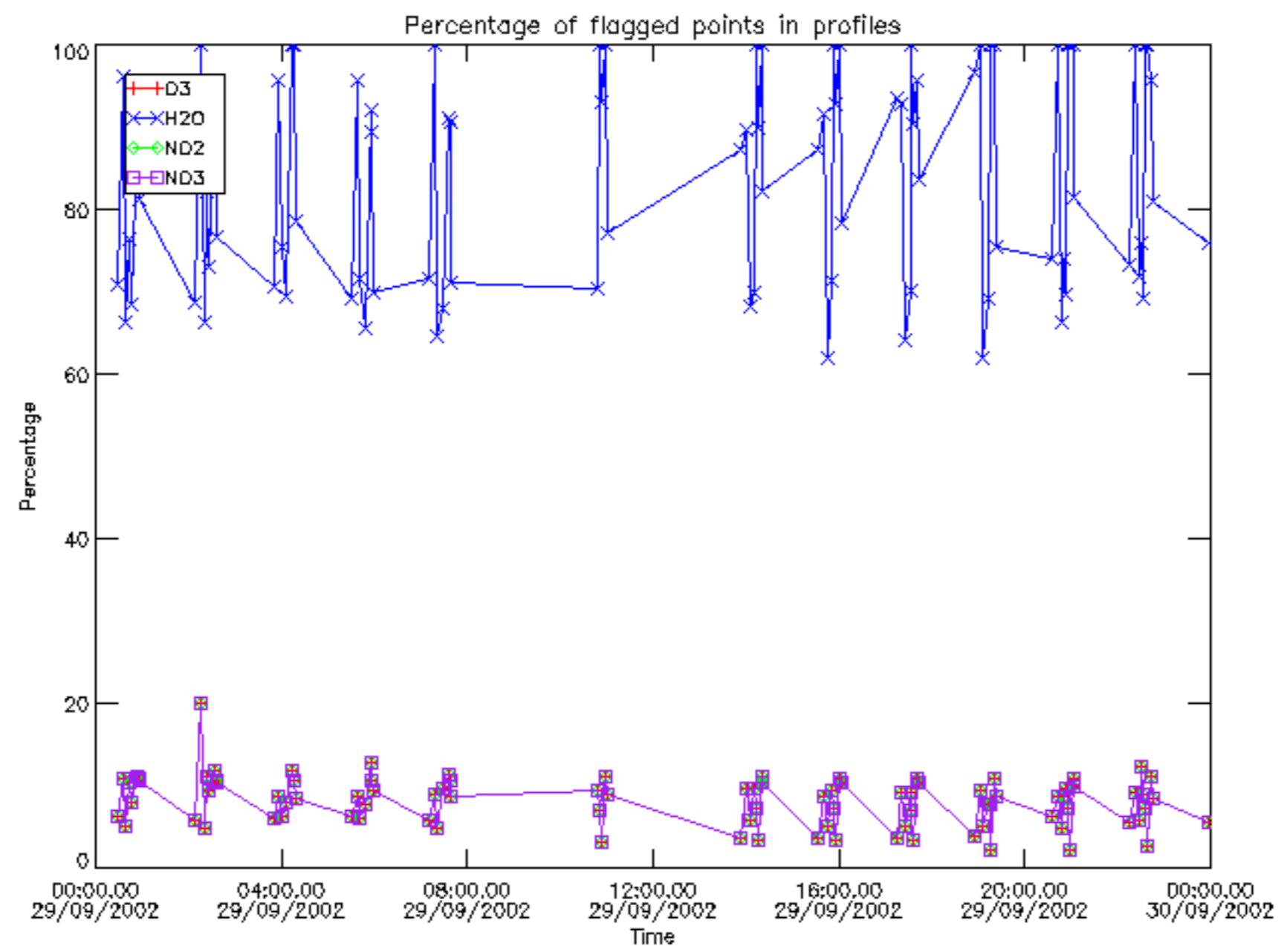




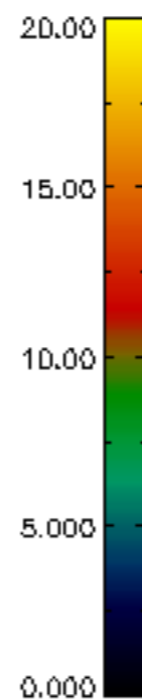
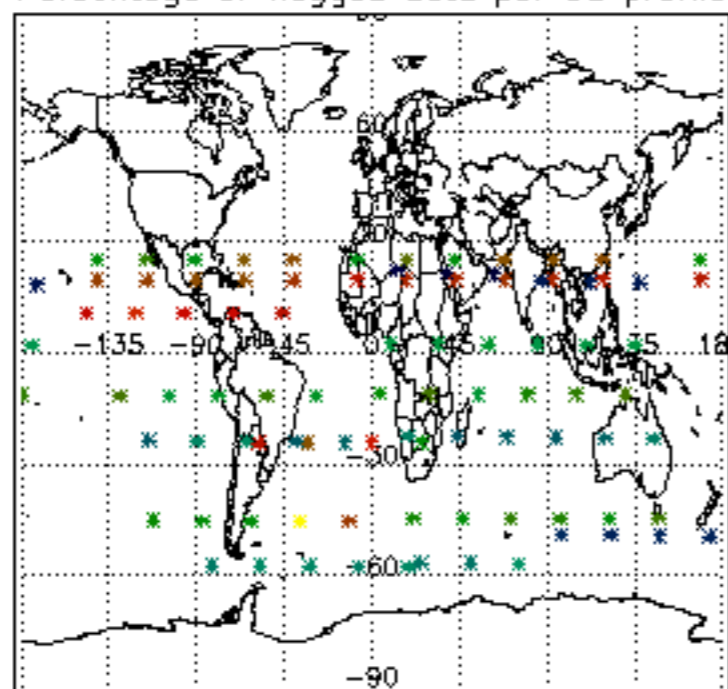




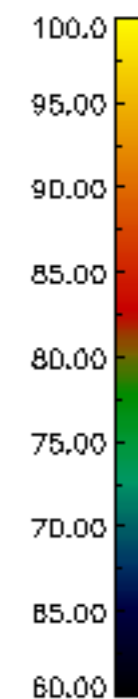
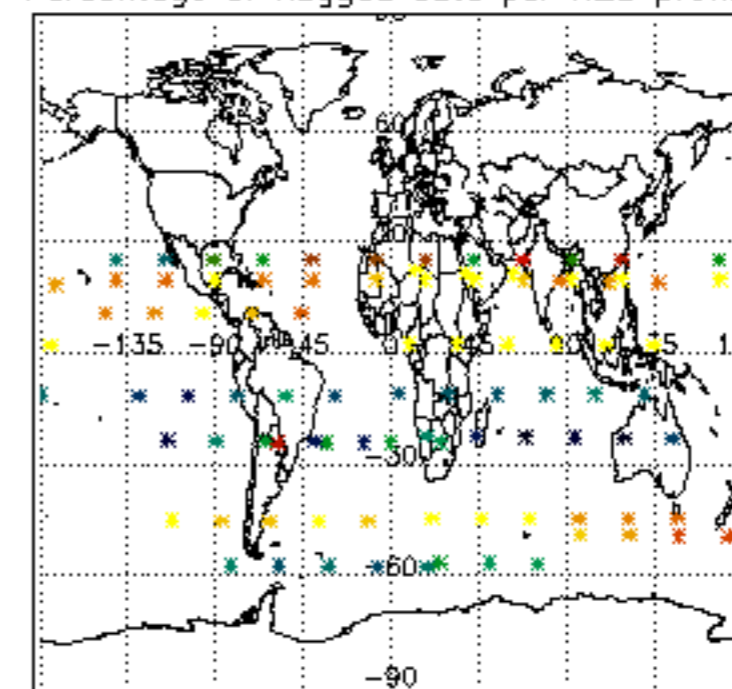




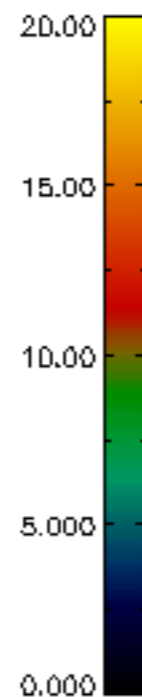
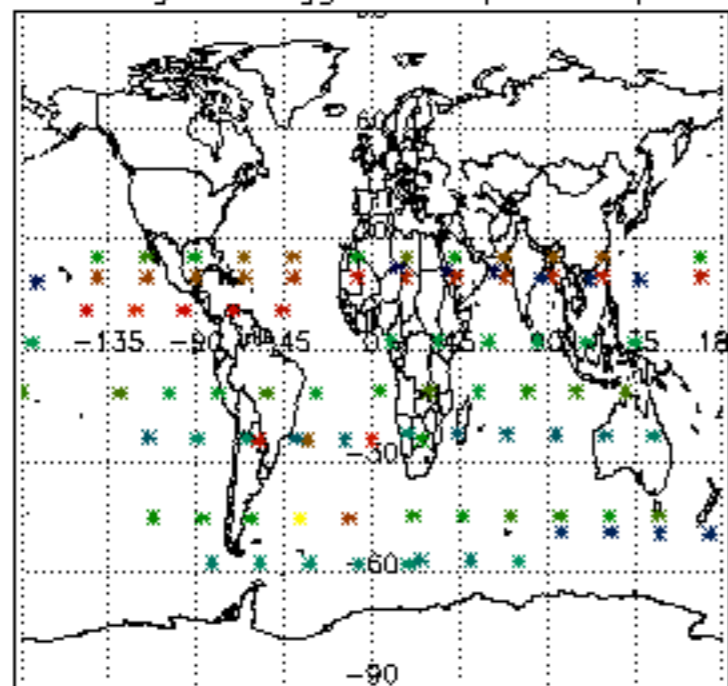
Percentage of flagged data per D3 profile



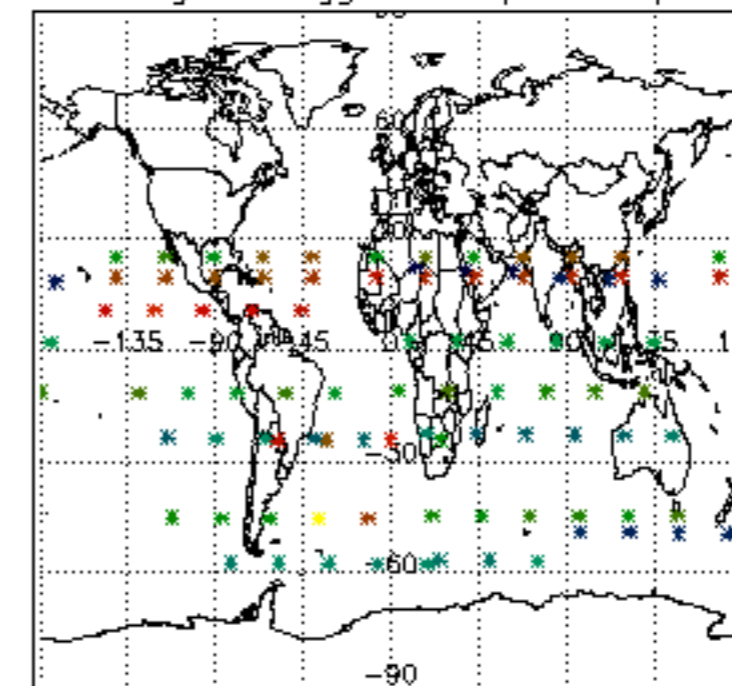
Percentage of flagged data per H2O profile

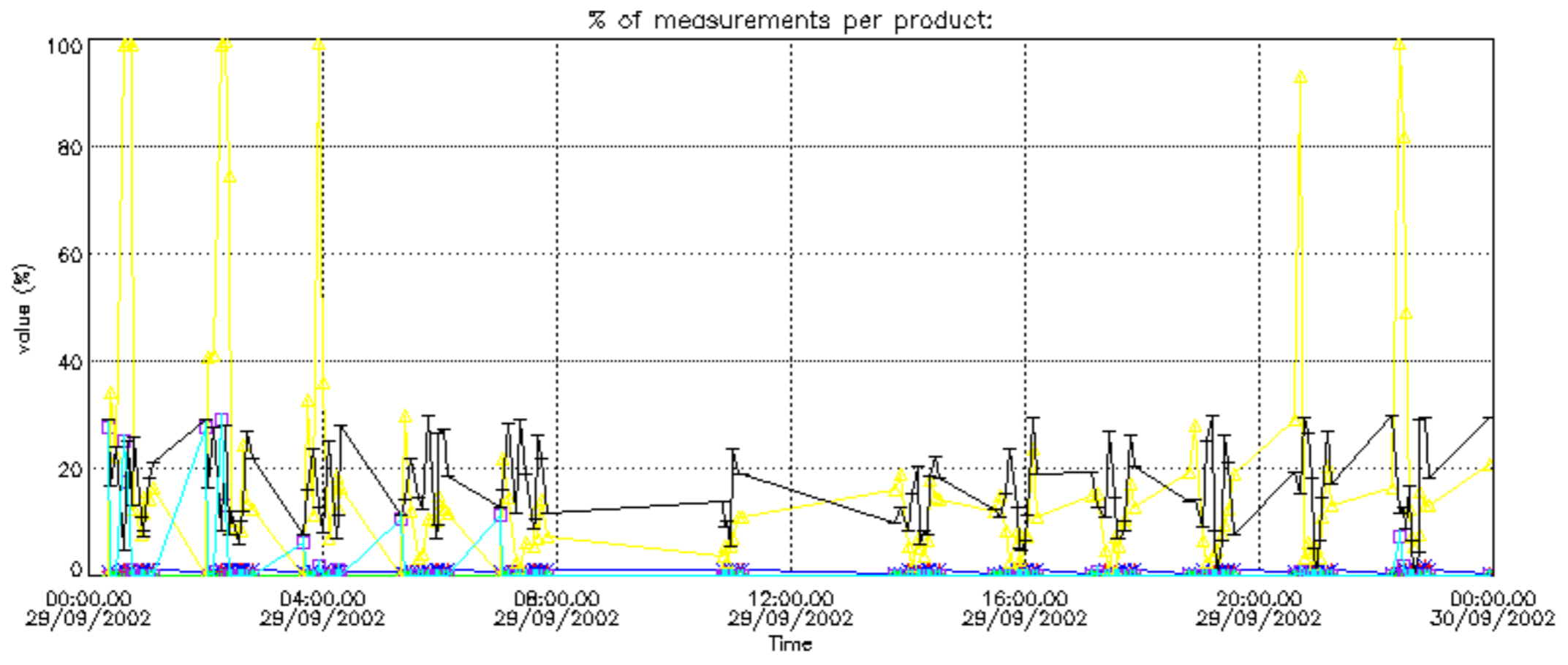


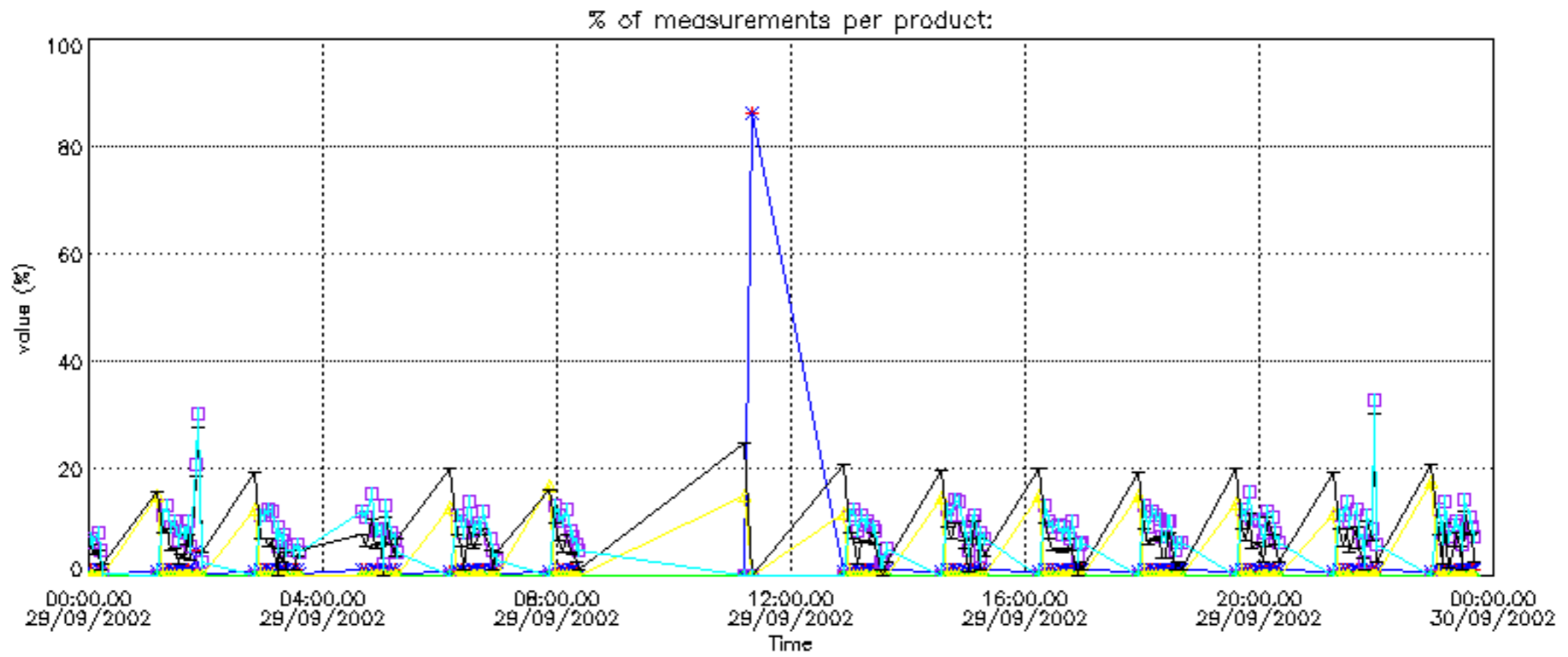
Percentage of flagged data per NO2 profile



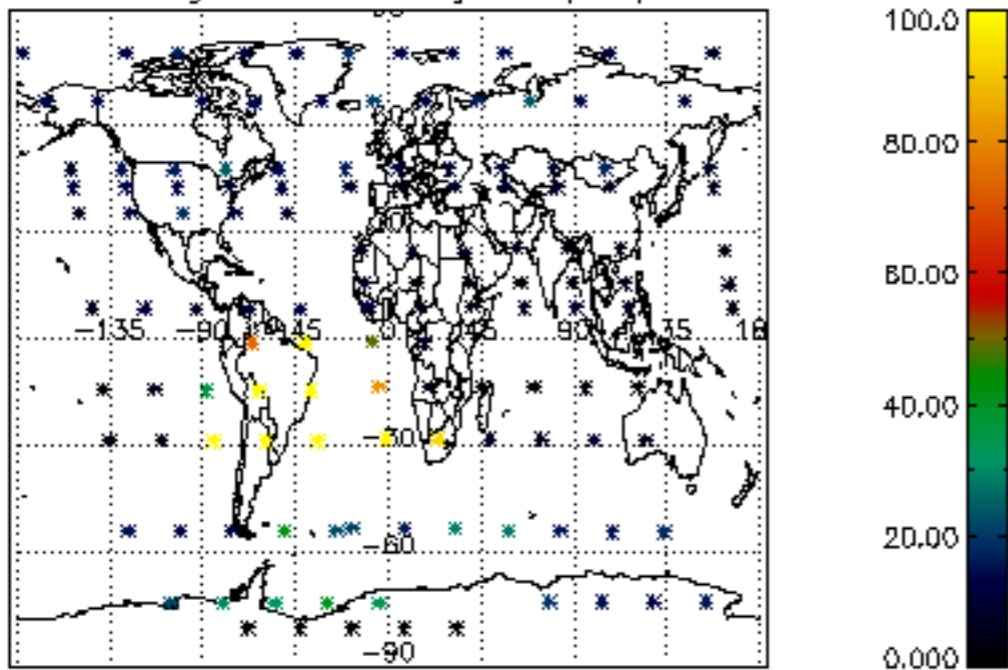
Percentage of flagged data per NO3 profile



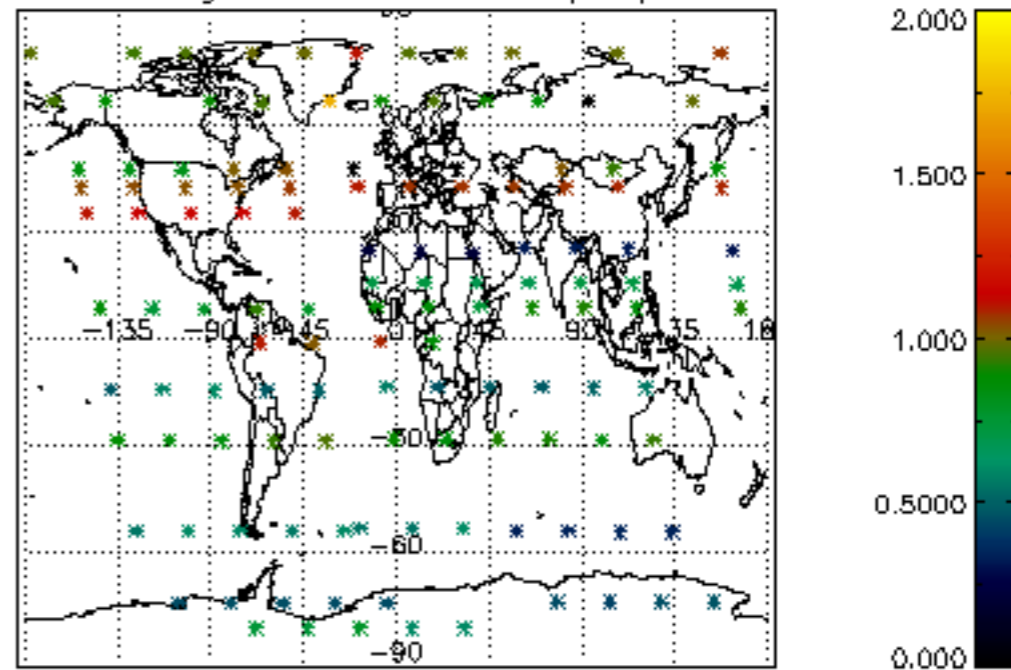




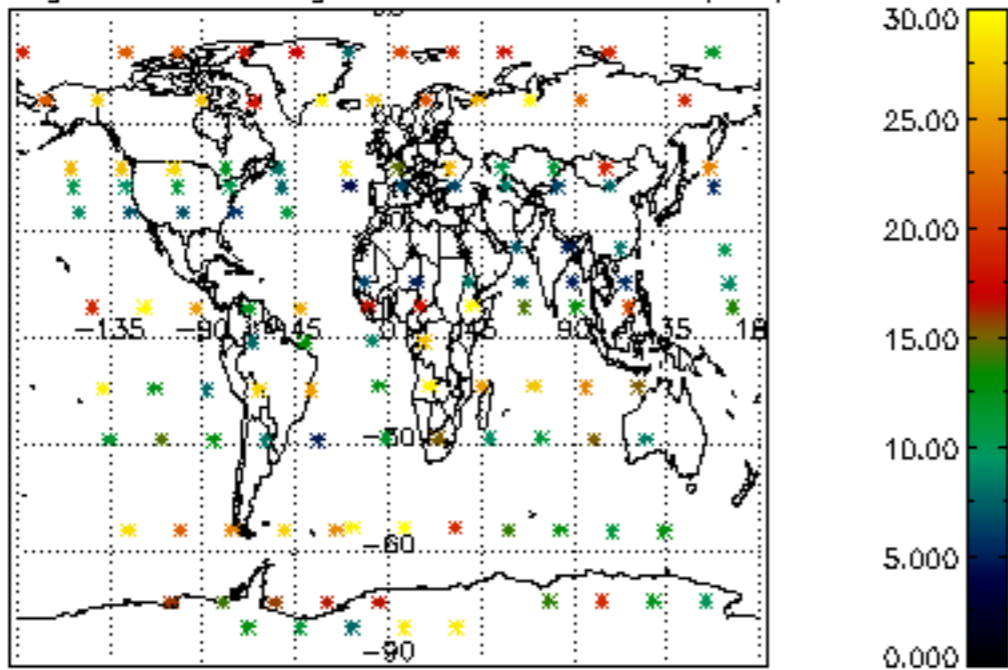
Percentage of cosmic ray hits per profile



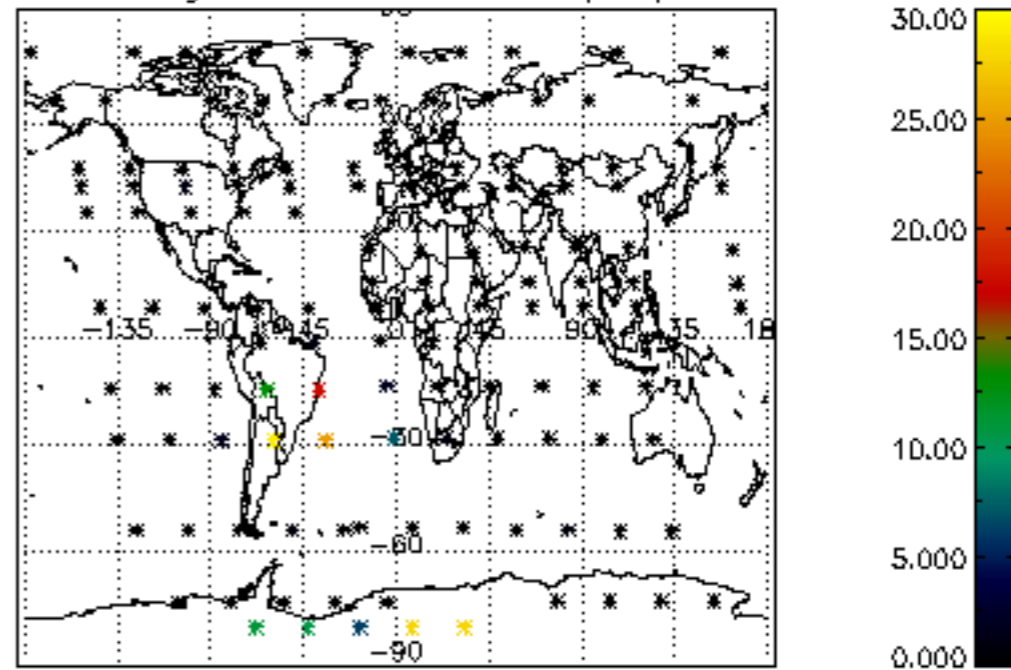
Percentage of datation errors per profile



Percentage of star falling outside central band per profile

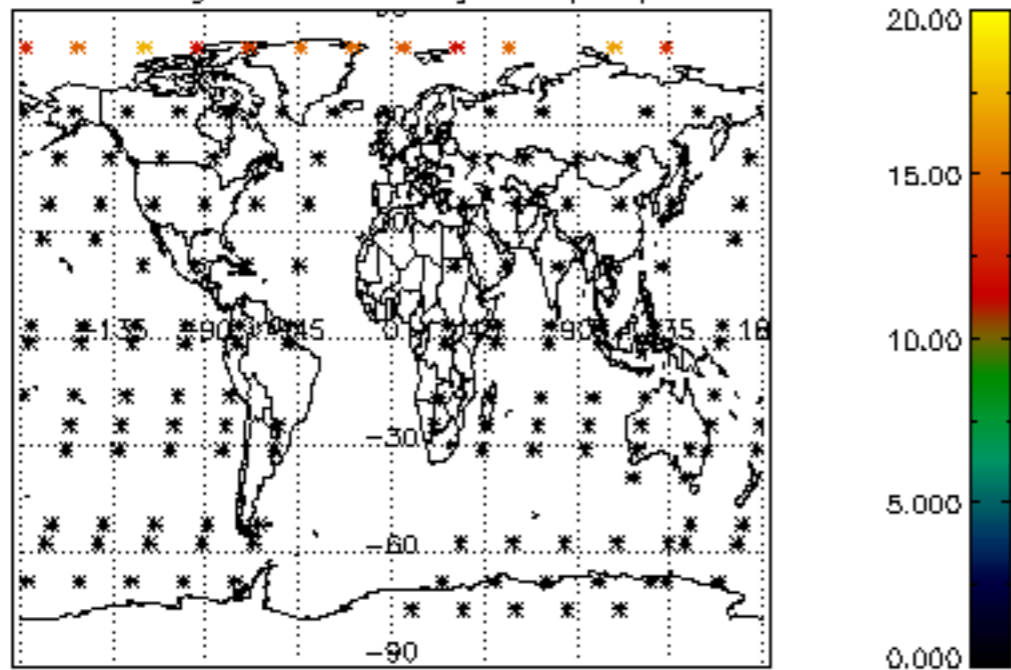


Percentage of saturation errors per profile

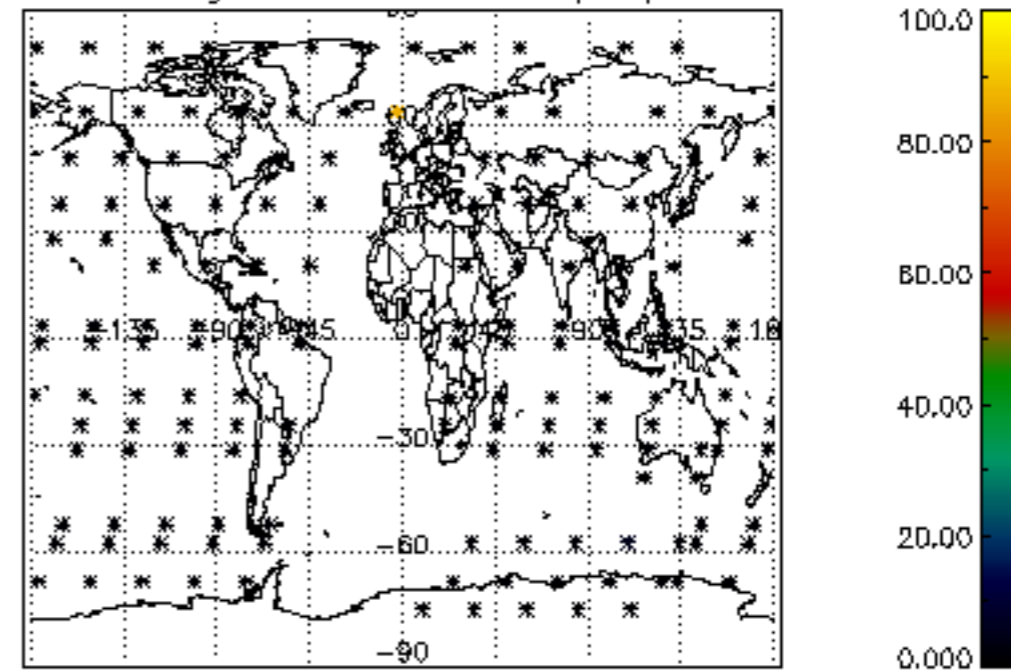




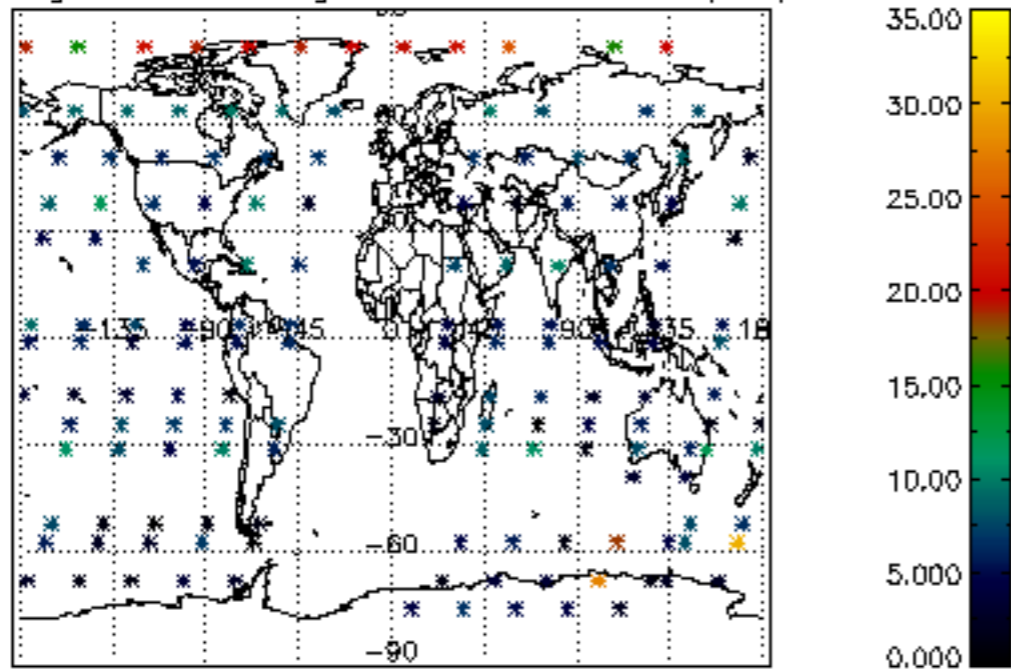
Percentage of cosmic ray hits per profile



Percentage of datation errors per profile



Percentage of star falling outside central band per profile



Percentage of saturation errors per profile

