

GOMOS Level 2 Daily Report

SUMMARY

[1. General Info](#)

[2. Summary of processed GOM_NL_2P products](#)

[3. Level 2 Quality information per product](#)

[3.1 Plot of level 2 quality information per product \(time dependant\)](#)

[3.2 Plot of level 2 quality information per product \(world map\)](#)

[4. Level 1 Quality information per product \(stored on level 2 products\)](#)

[4.1 Plot of level 1 quality information per product \(time dependant\)](#)

[4.1.1 Plot of level 1 quality information per product \(time dependant\): ASCENDING](#)

[4.1.2 Plot of level 1 quality information per product \(time dependant\): DESCENDING](#)

[4.2 Plot of level 1 quality information per product \(world map\)](#)

[4.2.1 Plot of level 1 quality information per product \(world map\): ASCENDING](#)

[4.2.2 Plot of level 1 quality information per product \(world map\): DESCENDING](#)

[5. Ozone profiles based on quality statistics and other trace gas profiles](#)

[5.1 Ozone statistics based on quality of products](#)

[5.2 Plot ozone profiles for all STD \(dark without errors\)](#)

[5.3 Plot ozone profiles where STD < 20% \(dark without errors\)](#)

[5.4. Plot ozone profiles where STD < 10% \(dark without errors\)](#)

[5.5. Plot ozone profiles where STD < 5% \(dark without errors\)](#)

[5.6 Plot NO2 profiles for all STD \(dark without errors\)](#)

[5.7 Plot NO3 profiles for all STD \(dark without errors\)](#)

[5.8 Plot H2O profiles \(only for occultations of stars 1,2,3,4,13,14,16,26,63 dark without errors\) for all STD](#)

[6. Auxiliary Data Files used for the production reported in section 2](#)

This report presents the daily analysis on parameters extracted from GOMOS level 2 data (GOM_NL__2P). It is intended to monitor some important parameters that will impact the quality of these products. A list of level 2 products (and content) that have arrived during the reporting day to the PCF is also given.

Item	Value
Time of report generation	17APR2013 18:49:53
Data source version	GOMOS/6.01
Start time of products	25-09-2002 (25SEP2002 00:00:00)
Stop time of products	26-09-2002 (26SEP2002 00:00:00)
Store outputs in DB	Yes
Nb of level 2 prods	299
Nb of prods with errors	1

2. Summary of processed GOM_NL__2P products.

Nr	Filename	UTC Start time	Limb	Duration	Star Id	Star Name	Star Mag	Star Temp	Nb Meas	Orbit	Prod. error
1	GOM_NL__2PRFIN20020925_000819_000000462009_00417_02976_3106.N1	25-SEP-2002 00:08:19	Bright	46.000	93	53Bet Peg	2.5200	3100.0	92	2976	No
2	GOM_NL__2PRFIN20020925_001419_000000442009_00417_02976_3107.N1	25-SEP-2002 00:14:19	Bright	43.500	19	50Alp Cyg	1.2460	10500.	87	2976	No
3	GOM_NL__2PRFIN20020925_001814_000000432009_00417_02976_3108.N1	25-SEP-2002 00:18:14	Bright	42.500	89	5Alp Cep	2.4510	8000.0	85	2976	No
4	GOM_NL__2PRFIN20020925_002026_000000522009_00417_02976_3109.N1	25-SEP-2002 00:20:26	Bright	52.000	110	37Del Cas	2.6780	8900.0	104	2976	No
5	GOM_NL__2PRFIN20020925_002539_000000452009_00417_02976_3110.N1	25-SEP-2002 00:25:39	Bright	45.000	49	1Alp UMi	1.9900	6300.0	90	2976	No
6	GOM_NL__2PRFIN20020925_002716_000000452009_00417_02976_3111.N1	25-SEP-2002 00:27:16	Bright	44.500	60	7Bet UMi	2.0810	3950.0	89	2976	No
7	GOM_NL__2PRFIN20020925_003323_000000462009_00417_02976_3112.N1	25-SEP-2002 00:33:23	Bright	45.500	36	50Alp UMa	1.8000	6300.0	91	2976	No
8	GOM_NL__2PRFIN20020925_003452_000000442009_00417_02976_3113.N1	25-SEP-2002 00:34:52	Bright	43.500	82	48Bet UMa	2.3650	10600.	87	2976	No
9	GOM_NL__2PRFIN20020925_003702_000000762009_00417_02976_3114.N1	25-SEP-2002 00:37:02	Bright	76.000	42	34Bet Aur	1.9000	10200.	152	2976	No
10	GOM_NL__2PRFIN20020925_004101_000000912009_00417_02976_3115.N1	25-SEP-2002 00:41:01	Bright	90.500	107	37The Aur	2.6490	11000.	181	2976	No
11	GOM_NL__2PRFIN20020925_004359_000002552009_00417_02976_3116.N1	25-SEP-2002 00:43:59	Tw_i_and_stray	255.00	114	3lot Aur	2.6930	4600.0	510	2976	No
12	GOM_NL__2PRFIN20020925_004946_000001262009_00417_02976_3117.N1	25-SEP-2002 00:49:46	Straylight	126.00	151	13Mu Gem	2.8900	3000.0	252	2976	No
13	GOM_NL__2PRFIN20020925_005312_000000712009_00417_02976_3118.N1	25-SEP-2002 00:53:12	Dark	71.000	8	10Alp CMi	0.40000	6500.0	142	2976	No
14	GOM_NL__2PRFIN20020925_010336_000000802009_00417_02976_3119.N1	25-SEP-2002 01:03:36	Dark	80.000	1	9Alp CMa	-1.4400	11000.	160	2976	No
15	GOM_NL__2PRFIN20020925_010602_000000462009_00417_02976_3120.N1	25-SEP-2002 01:06:02	Dark	46.000	34	Gam2Vel	1.7930	23000.	92	2976	No
16	GOM_NL__2PRFIN20020925_010745_000000442009_00417_02976_3121.N1	25-SEP-2002 01:07:45	Dark	43.500	71	lot Car	2.2460	7700.0	87	2976	No
17	GOM_NL__2PRFIN20020925_011051_000000622009_00418_02977_3101.N1	25-SEP-2002 01:10:51	Dark	61.500	2	Alp Car	-0.73600	7000.0	123	2977	No
18	GOM_NL__2PRFIN20020925_011858_000000442009_00418_02977_3102.N1	25-SEP-2002 01:18:58	Dark	44.000	135	Bet Hyi	2.8200	5800.0	88	2977	No
19	GOM_NL__2PRFIN20020925_012042_000000472009_00418_02977_3103.N1	25-SEP-2002 01:20:42	Dark	46.500	143	Alp Hyi	2.8570	7200.0	93	2977	No
20	GOM_NL__2PRFIN20020925_012209_000000542009_00418_02977_3104.N1	25-SEP-2002 01:22:09	Dark	53.500	9	Alp Eri	0.45300	24000.	107	2977	No
21	GOM_NL__2PRFIN20020925_012425_000000552009_00418_02977_3105.N1	25-SEP-2002 01:24:25	Straylight	54.500	148	Alp Tuc	2.8780	4100.0	109	2977	No
22	GOM_NL__2PRFIN20020925_012740_000000592009_00418_02977_3106.N1	25-SEP-2002 01:27:40	Straylight	59.000	84	Alp Phe	2.3970	4500.0	118	2977	No
23	GOM_NL__2PRFIN20020925_013231_000000512009_00418_02977_3107.N1	25-SEP-2002 01:32:31	Straylight	50.500	18	24Alp PsA	1.1660	9700.0	101	2977	No
24	GOM_NL__2PRFIN20020925_013449_000000602009_00418_02977_3108.N1	25-SEP-2002 01:34:49	Tw_i_and_stray	60.000	52	16Bet Cet	2.0370	4500.0	120	2977	No
25	GOM_NL__2PRFIN20020925_013702_000000472009_00418_02977_3109.N1	25-SEP-2002 01:37:02	Tw_i_and_stray	46.500	142	49Del Cap	2.8500	8900.0	93	2977	No
26	GOM_NL__2PRFIN20020925_014111_000000452009_00418_02977_3110.N1	25-SEP-2002 01:41:11	Bright	44.500	162	34Alp Aqr	2.9440	5350.0	89	2977	No
27	GOM_NL__2PRFIN20020925_014512_000000452009_00418_02977_3111.N1	25-SEP-2002 01:45:12	Bright	45.000	90	54Alp Peg	2.4870	11000.	90	2977	No
28	GOM_NL__2PRFIN20020925_014855_000000452009_00418_02977_3112.N1	25-SEP-2002 01:48:55	Bright	44.500	93	53Bet Peg	2.5200	3100.0	89	2977	No
29	GOM_NL__2PRFIN20020925_015456_000000472009_00418_02977_3113.N1	25-SEP-2002 01:54:56	Bright	47.000	19	50Alp Cyg	1.2460	10500.	94	2977	No
30	GOM_NL__2PRFIN20020925_015850_000000422009_00418_02977_3114.N1	25-SEP-2002 01:58:50	Bright	41.500	89	5Alp Cep	2.4510	8000.0	83	2977	No
31	GOM_NL__2PRFIN20020925_020102_000000482009_00418_02977_3115.N1	25-SEP-2002 02:01:02	Bright	48.000	110	37Del Cas	2.6780	8900.0	96	2977	No
32	GOM_NL__2PRFIN20020925_020615_000000442009_00418_02977_3116.N1	25-SEP-2002 02:06:15	Bright	44.000	49	1Alp UMi	1.9900	6300.0	88	2977	No
33	GOM_NL__2PRFIN20020925_020753_000000452009_00418_02977_3117.N1	25-SEP-2002 02:07:53	Bright	45.000	60	7Bet UMi	2.0810	3950.0	90	2977	No
34	GOM_NL__2PRFIN20020925_021359_000000462009_00418_02977_3118.N1	25-SEP-2002 02:13:59	Bright	45.500	36	50Alp UMa	1.8000	6300.0	91	2977	No
35	GOM_NL__2PRFIN20020925_021528_000000432009_00418_02977_8896.N1	25-SEP-2002 02:15:28	Dark	42.500	82	48Bet UMa	2.3650	10600.	85	2977	Yes
36	GOM_NL__2PRFIN20020925_021738_000000722009_00418_02977_8897.N1	25-SEP-2002 02:17:38	Bright	72.000	42	34Bet Aur	1.9000	10200.	144	2977	No
37	GOM_NL__2PRFIN20020925_022137_000000882009_00418_02977_8898.N1	25-SEP-2002 02:21:37	Bright	87.500	107	37The Aur	2.6490	11000.	175	2977	No
38	GOM_NL__2PRFIN20020925_022435_000002552009_00418_02977_8899.N1	25-SEP-2002 02:24:35	Tw_i_and_stray	255.00	114	3lot Aur	2.6930	4600.0	510	2977	No
39	GOM_NL__2PRFIN20020925_023023_000001262009_00418_02977_8900.N1	25-SEP-2002 02:30:23	Straylight	126.00	151	13Mu Gem	2.8900	3000.0	252	2977	No
40	GOM_NL__2PRFIN20020925_023349_000000822009_00418_02977_8901.N1	25-SEP-2002 02:33:49	Dark	82.000	8	10Alp CMi	0.40000	6500.0	164	2977	No
41	GOM_NL__2PRFIN20020925_024413_000000812009_00418_02977_8902.N1	25-SEP-2002 02:44:13	Dark	81.000	1	9Alp CMa	-1.4400	11000.	162	2977	No
42	GOM_NL__2PRFIN20020925_024638_000000472009_00418_02977_8903.N1	25-SEP-2002 02:46:38	Dark	46.500	34	Gam2Vel	1.7930	23000.	93	2977	No

43	GOM_NL__2PRFIN20020925_024821_000000462009_00418_02977_8904.N1	25-SEP-2002 02:48:21	Dark	45.500	71	lot Car	2.2460	7700.0	91	2977	No
44	GOM_NL__2PRFIN20020925_025128_000000572009_00419_02978_3102.N1	25-SEP-2002 02:51:28	Dark	57.000	2	Alp Car	-0.73600	7000.0	114	2978	No
45	GOM_NL__2PRFIN20020925_025934_000000442009_00419_02978_3103.N1	25-SEP-2002 02:59:34	Dark	43.500	135	Bet Hyi	2.8200	5800.0	87	2978	No
46	GOM_NL__2PRFIN20020925_030118_000000482009_00419_02978_3104.N1	25-SEP-2002 03:01:18	Dark	47.500	143	Alp Hyi	2.8570	7200.0	95	2978	No
47	GOM_NL__2PRFIN20020925_030245_000000532009_00419_02978_3105.N1	25-SEP-2002 03:02:45	Dark	52.500	9	Alp Eri	0.45300	24000.	105	2978	No
48	GOM_NL__2PRFIN20020925_030501_000000472009_00419_02978_3106.N1	25-SEP-2002 03:05:01	Straylight	47.000	148	Alp Tuc	2.8780	4100.0	94	2978	No
49	GOM_NL__2PRFIN20020925_030815_000000582009_00419_02978_3107.N1	25-SEP-2002 03:08:15	Straylight	58.000	84	Alp Phe	2.3970	4500.0	116	2978	No
50	GOM_NL__2PRFIN20020925_031307_000000512009_00419_02978_3108.N1	25-SEP-2002 03:13:07	Straylight	50.500	18	24Alp PsA	1.1660	9700.0	101	2978	No
51	GOM_NL__2PRFIN20020925_031524_000000612009_00419_02978_3109.N1	25-SEP-2002 03:15:24	Twi_and_stray	60.500	52	16Bet Cet	2.0370	4500.0	121	2978	No
52	GOM_NL__2PRFIN20020925_031738_000000472009_00419_02978_3110.N1	25-SEP-2002 03:17:38	Twi_and_stray	46.500	142	49Del Cap	2.8500	8900.0	93	2978	No
53	GOM_NL__2PRFIN20020925_032147_000000452009_00419_02978_3111.N1	25-SEP-2002 03:21:47	Bright	45.000	162	34Alp Aqr	2.9440	5350.0	90	2978	No
54	GOM_NL__2PRFIN20020925_032548_000000472009_00419_02978_3112.N1	25-SEP-2002 03:25:48	Bright	46.500	90	54Alp Peg	2.4870	11000.	93	2978	No
55	GOM_NL__2PRFIN20020925_032930_000000462009_00419_02978_3113.N1	25-SEP-2002 03:29:30	Bright	46.000	93	53Bet Peg	2.5200	3100.0	92	2978	No
56	GOM_NL__2PRFIN20020925_033532_000000462009_00419_02978_3114.N1	25-SEP-2002 03:35:32	Bright	45.500	19	50Alp Cyg	1.2460	10500.	91	2978	No
57	GOM_NL__2PRFIN20020925_033926_000000432009_00419_02978_3115.N1	25-SEP-2002 03:39:26	Bright	43.000	89	5Alp Cep	2.4510	8000.0	86	2978	No
58	GOM_NL__2PRFIN20020925_034137_000000522009_00419_02978_3116.N1	25-SEP-2002 03:41:37	Bright	52.000	110	37Del Cas	2.6780	8900.0	104	2978	No
59	GOM_NL__2PRFIN20020925_034650_000000432009_00419_02978_3117.N1	25-SEP-2002 03:46:50	Bright	43.000	49	1Alp UMi	1.9900	6300.0	86	2978	No
60	GOM_NL__2PRFIN20020925_034829_000000462009_00419_02978_3118.N1	25-SEP-2002 03:48:29	Bright	46.000	60	7Bet UMi	2.0810	3950.0	92	2978	No
61	GOM_NL__2PRFIN20020925_035435_000000452009_00419_02978_3119.N1	25-SEP-2002 03:54:35	Bright	45.000	36	50Alp UMa	1.8000	6300.0	90	2978	No
62	GOM_NL__2PRFIN20020925_035604_000000422009_00419_02978_3120.N1	25-SEP-2002 03:56:04	Bright	41.500	82	48Bet UMa	2.3650	10600.	83	2978	No
63	GOM_NL__2PRFIN20020925_035813_000000742009_00419_02978_3121.N1	25-SEP-2002 03:58:13	Bright	74.000	42	34Bet Aur	1.9000	10200.	148	2978	No
64	GOM_NL__2PRFIN20020925_040213_000000902009_00419_02978_3122.N1	25-SEP-2002 04:02:13	Bright	90.000	107	37The Aur	2.6490	11000.	180	2978	No
65	GOM_NL__2PRFIN20020925_040511_000002552009_00419_02978_3123.N1	25-SEP-2002 04:05:11	Twi_and_stray	255.00	114	3lot Aur	2.6930	4600.0	510	2978	No
66	GOM_NL__2PRFIN20020925_041100_000001262009_00419_02978_3124.N1	25-SEP-2002 04:11:00	Straylight	126.00	151	13Mu Gem	2.8900	3000.0	252	2978	No
67	GOM_NL__2PRFIN20020925_041425_000000792009_00419_02978_3125.N1	25-SEP-2002 04:14:25	Dark	79.000	8	10Alp CMi	0.40000	6500.0	158	2978	No
68	GOM_NL__2PRFIN20020925_042451_000000902009_00419_02978_3126.N1	25-SEP-2002 04:24:51	Dark	90.000	1	9Alp CMa	-1.4400	11000.	180	2978	No
69	GOM_NL__2PRFIN20020925_042714_000000462009_00419_02978_3127.N1	25-SEP-2002 04:27:14	Dark	46.000	34	Gam2Vel	1.7930	23000.	92	2978	No
70	GOM_NL__2PRFIN20020925_042857_000000422009_00419_02978_3128.N1	25-SEP-2002 04:28:57	Dark	42.000	71	lot Car	2.2460	7700.0	84	2978	No
71	GOM_NL__2PRFIN20020925_061242_000000542009_00421_02980_3102.N1	25-SEP-2002 06:12:42	Dark	53.500	2	Alp Car	-0.73600	7000.0	107	2980	No
72	GOM_NL__2PRFIN20020925_062046_000000452009_00421_02980_3103.N1	25-SEP-2002 06:20:46	Dark	45.000	135	Bet Hyi	2.8200	5800.0	90	2980	No
73	GOM_NL__2PRFIN20020925_062231_000000472009_00421_02980_3104.N1	25-SEP-2002 06:22:31	Dark	47.000	143	Alp Hyi	2.8570	7200.0	94	2980	No
74	GOM_NL__2PRFIN20020925_062357_000000602009_00421_02980_3105.N1	25-SEP-2002 06:23:57	Dark	60.000	9	Alp Eri	0.45300	24000.	120	2980	No
75	GOM_NL__2PRFIN20020925_063000_000000472009_00421_02980_3106.N1	25-SEP-2002 06:30:00	Straylight	46.500	31	Alp Gru	1.7340	15200.	93	2980	No
76	GOM_NL__2PRFIN20020925_063419_000000502009_00421_02980_3107.N1	25-SEP-2002 06:34:19	Straylight	49.500	18	24Alp PsA	1.1660	9700.0	99	2980	No
77	GOM_NL__2PRFIN20020925_063637_000000612009_00421_02980_3108.N1	25-SEP-2002 06:36:37	Twi_and_stray	60.500	52	16Bet Cet	2.0370	4500.0	121	2980	No
78	GOM_NL__2PRFIN20020925_063850_000000482009_00421_02980_3109.N1	25-SEP-2002 06:38:50	Twi_and_stray	47.500	142	49Del Cap	2.8500	8900.0	95	2980	No
79	GOM_NL__2PRFIN20020925_064259_000000452009_00421_02980_3110.N1	25-SEP-2002 06:42:59	Bright	44.500	162	34Alp Aqr	2.9440	5350.0	89	2980	No
80	GOM_NL__2PRFIN20020925_064700_000000452009_00421_02980_3111.N1	25-SEP-2002 06:47:00	Bright	45.000	90	54Alp Peg	2.4870	11000.	90	2980	No
81	GOM_NL__2PRFIN20020925_065042_000000472009_00421_02980_3112.N1	25-SEP-2002 06:50:42	Bright	46.500	93	53Bet Peg	2.5200	3100.0	93	2980	No
82	GOM_NL__2PRFIN20020925_065644_000000452009_00421_02980_3113.N1	25-SEP-2002 06:56:44	Bright	45.000	19	50Alp Cyg	1.2460	10500.	90	2980	No
83	GOM_NL__2PRFIN20020925_070039_000000442009_00421_02980_3114.N1	25-SEP-2002 07:00:39	Bright	43.500	89	5Alp Cep	2.4510	8000.0	87	2980	No
84	GOM_NL__2PRFIN20020925_070248_000000522009_00421_02980_3115.N1	25-SEP-2002 07:02:48	Bright	51.500	110	37Del Cas	2.6780	8900.0	103	2980	No
85	GOM_NL__2PRFIN20020925_070803_000000442009_00421_02980_3116.N1	25-SEP-2002 07:08:03	Bright	44.000	49	1Alp UMi	1.9900	6300.0	88	2980	No
86	GOM_NL__2PRFIN20020925_070942_000000462009_00421_02980_3117.N1	25-SEP-2002 07:09:42	Bright	45.500	60	7Bet UMi	2.0810	3950.0	91	2980	No
87	GOM_NL__2PRFIN20020925_071548_000000432009_00421_02980_3118.N1	25-SEP-2002 07:15:48	Bright	42.500	36	50Alp UMa	1.8000	6300.0	85	2980	No
88	GOM_NL__2PRFIN20020925_071717_000000432009_00421_02980_3119.N1	25-SEP-2002 07:17:17	Bright	42.500	82	48Bet UMa	2.3650	10600.	85	2980	No
89	GOM_NL__2PRFIN20020925_071924_000000772009_00421_02980_3120.N1	25-SEP-2002 07:19:24	Bright	76.500	42	34Bet Aur	1.9000	10200.	153	2980	No
90	GOM_NL__2PRFIN20020925_072324_000000922009_00421_02980_3121.N1	25-SEP-2002 07:23:24	Bright	91.500	107	37The Aur	2.6490	11000.	183	2980	No
91	GOM_NL__2PRFIN20020925_072624_000002552009_00421_02980_3122.N1	25-SEP-2002 07:26:24	Twi_and_stray	255.00	114	3lot Aur	2.6930	4600.0	510	2980	No
92	GOM_NL__2PRFIN20020925_073443_000001152009_00421_02980_3123.N1	25-SEP-2002 07:34:43	Straylight	115.00	44	24Gam Gem	1.9280	11000.	230	2980	No
93	GOM_NL__2PRFIN20020925_074257_000000552009_00421_02980_3124.N1	25-SEP-2002 07:42:57	Dark	55.000	132	15Rho Pup	2.8030	6900.0	110	2980	No
94	GOM_NL__2PRFIN20020925_074606_000000912009_00421_02980_3125.N1	25-SEP-2002 07:46:06	Dark	91.000	1	9Alp CMa	-1.4400	11000.	182	2980	No
95	GOM_NL__2PRFIN20020925_074827_000000482009_00421_02980_3126.N1	25-SEP-2002 07:48:27	Dark	47.500	34	Gam2Vel	1.7930	23000.	95	2980	No
96	GOM_NL__2PRFIN20020925_075100_000000582009_00421_02980_3127.N1	25-SEP-2002 07:51:00	Dark	58.000	41	Eps Car	1.8600	4100.0	116	2980	No
97	GOM_NL__2PRFIN20020925_075318_000000562009_00422_02981_3102.N1	25-SEP-2002 07:53:18	Dark	55.500	2	Alp Car	-0.73600	7000.0	111	2981	No
98	GOM_NL__2PRFIN20020925_080122_000000442009_00422_02981_3103.N1	25-SEP-2002 08:01:22	Dark	44.000	135	Bet Hyi	2.8200	5800.0	88	2981	No
99	GOM_NL__2PRFIN20020925_080307_000000482009_00422_02981_3104.N1	25-SEP-2002 08:03:07	Dark	47.500	143	Alp Hyi	2.8570	7200.0	95	2981	No
100	GOM_NL__2PRFIN20020925_080434_000000622009_00422_02981_3105.N1	25-SEP-2002 08:04:34	Dark	62.000	9	Alp Eri	0.45300	24000.	124	2981	No
101	GOM_NL__2PRFIN20020925_081036_000000472009_00422_02981_3106.N1	25-SEP-2002 08:10:36	Straylight	46.500	31	Alp Gru	1.7340	15200.	93	2981	No

102	GOM_NL__2PRFIN20020925_081455_000000512009_00422_02981_3107.N1	25-SEP-2002 08:14:55	Straylight	50.500	18	24Alp PsA	1.1660	9700.0	101	2981	No
103	GOM_NL__2PRFIN20020925_081713_000000622009_00422_02981_3108.N1	25-SEP-2002 08:17:13	Twl_and_stray	61.500	52	16Bet Cet	2.0370	4500.0	123	2981	No
104	GOM_NL__2PRFIN20020925_081927_000000462009_00422_02981_3109.N1	25-SEP-2002 08:19:27	Twl_and_stray	46.000	142	49Del Cap	2.8500	8900.0	92	2981	No
105	GOM_NL__2PRFIN20020925_082335_000000452009_00422_02981_3110.N1	25-SEP-2002 08:23:35	Bright	44.500	162	34Alp Aqr	2.9440	5350.0	89	2981	No
106	GOM_NL__2PRFIN20020925_082735_000000452009_00422_02981_3111.N1	25-SEP-2002 08:27:35	Bright	45.000	90	54Alp Peg	2.4870	11000.	90	2981	No
107	GOM_NL__2PRFIN20020925_083118_000000482009_00422_02981_3112.N1	25-SEP-2002 08:31:18	Bright	47.500	93	53Bet Peg	2.5200	3100.0	95	2981	No
108	GOM_NL__2PRFIN20020925_083721_000000452009_00422_02981_3113.N1	25-SEP-2002 08:37:21	Bright	44.500	19	50Alp Cyg	1.2460	10500.	89	2981	No
109	GOM_NL__2PRFIN20020925_084115_000000432009_00422_02981_3114.N1	25-SEP-2002 08:41:15	Bright	43.000	89	5Alp Cep	2.4510	8000.0	86	2981	No
110	GOM_NL__2PRFIN20020925_084323_000000512009_00422_02981_3115.N1	25-SEP-2002 08:43:23	Bright	51.000	110	37Del Cas	2.6780	8900.0	102	2981	No
111	GOM_NL__2PRFIN20020925_084838_000000442009_00422_02981_3116.N1	25-SEP-2002 08:48:38	Bright	44.000	49	1Alp UMi	1.9900	6300.0	88	2981	No
112	GOM_NL__2PRFIN20020925_085018_000000442009_00422_02981_3117.N1	25-SEP-2002 08:50:18	Bright	44.000	60	7Bet UMi	2.0810	3950.0	88	2981	No
113	GOM_NL__2PRFIN20020925_085624_000000442009_00422_02981_3118.N1	25-SEP-2002 08:56:24	Bright	43.500	36	50Alp UMa	1.8000	6300.0	87	2981	No
114	GOM_NL__2PRFIN20020925_085753_000000422009_00422_02981_3119.N1	25-SEP-2002 08:57:53	Bright	42.000	82	48Bet UMa	2.3650	10600.	84	2981	No
115	GOM_NL__2PRFIN20020925_090000_000000752009_00422_02981_3120.N1	25-SEP-2002 09:00:00	Bright	74.500	42	34Bet Aur	1.9000	10200.	149	2981	No
116	GOM_NL__2PRFIN20020925_090400_000000902009_00422_02981_3121.N1	25-SEP-2002 09:04:00	Bright	89.500	107	37The Aur	2.6490	11000.	179	2981	No
117	GOM_NL__2PRFIN20020925_090700_000002552009_00422_02981_3122.N1	25-SEP-2002 09:07:00	Twl_and_stray	255.00	114	3lot Aur	2.6930	4600.0	510	2981	No
118	GOM_NL__2PRFIN20020925_091520_000001062009_00422_02981_3123.N1	25-SEP-2002 09:15:20	Straylight	106.00	44	24Gam Gem	1.9280	11000.	212	2981	No
119	GOM_NL__2PRFIN20020925_092333_000000542009_00422_02981_3124.N1	25-SEP-2002 09:23:33	Dark	54.000	132	15Rho Pup	2.8030	6900.0	108	2981	No
120	GOM_NL__2PRFIN20020925_092643_000000932009_00422_02981_3125.N1	25-SEP-2002 09:26:43	Dark	93.000	1	9Alp CMa	-1.4400	11000.	186	2981	No
121	GOM_NL__2PRFIN20020925_092904_000000532009_00422_02981_3126.N1	25-SEP-2002 09:29:04	Dark	53.000	34	Gam2Vel	1.7930	23000.	106	2981	No
122	GOM_NL__2PRFIN20020925_093136_000000532009_00422_02981_3127.N1	25-SEP-2002 09:31:36	Dark	52.500	41	Eps Car	1.8600	4100.0	105	2981	No
123	GOM_NL__2PRFIN20020925_093355_000000542009_00423_02982_3102.N1	25-SEP-2002 09:33:55	Dark	53.500	2	Alp Car	-0.73600	7000.0	107	2982	No
124	GOM_NL__2PRFIN20020925_094158_000000442009_00423_02982_3103.N1	25-SEP-2002 09:41:58	Dark	44.000	135	Bet Hyi	2.8200	5800.0	88	2982	No
125	GOM_NL__2PRFIN20020925_094343_000000482009_00423_02982_3104.N1	25-SEP-2002 09:43:43	Dark	48.000	143	Alp Hyi	2.8570	7200.0	96	2982	No
126	GOM_NL__2PRFIN20020925_094510_000000542009_00423_02982_3105.N1	25-SEP-2002 09:45:10	Dark	54.000	9	Alp Eri	0.45300	24000.	108	2982	No
127	GOM_NL__2PRFIN20020925_095112_000000462009_00423_02982_3106.N1	25-SEP-2002 09:51:12	Straylight	45.500	31	Alp Gru	1.7340	15200.	91	2982	No
128	GOM_NL__2PRFIN20020925_095532_000000522009_00423_02982_3107.N1	25-SEP-2002 09:55:32	Straylight	51.500	18	24Alp PsA	1.1660	9700.0	103	2982	No
129	GOM_NL__2PRFIN20020925_095749_000000622009_00423_02982_3108.N1	25-SEP-2002 09:57:49	Twl_and_stray	61.500	52	16Bet Cet	2.0370	4500.0	123	2982	No
130	GOM_NL__2PRFIN20020925_100003_000000332009_00423_02982_3109.N1	25-SEP-2002 10:00:03	Twl_and_stray	33.000	142	49Del Cap	2.8500	8900.0	66	2982	No
131	GOM_NL__2PRFIN20020925_100812_000000462009_00423_02982_3110.N1	25-SEP-2002 10:08:12	Bright	45.500	90	54Alp Peg	2.4870	11000.	91	2982	No
132	GOM_NL__2PRFIN20020925_101154_000000452009_00423_02982_3111.N1	25-SEP-2002 10:11:54	Bright	44.500	93	53Bet Peg	2.5200	3100.0	89	2982	No
133	GOM_NL__2PRFIN20020925_101757_000000462009_00423_02982_3112.N1	25-SEP-2002 10:17:57	Bright	45.500	19	50Alp Cyg	1.2460	10500.	91	2982	No
134	GOM_NL__2PRFIN20020925_102151_000000432009_00423_02982_3113.N1	25-SEP-2002 10:21:51	Bright	42.500	89	5Alp Cep	2.4510	8000.0	85	2982	No
135	GOM_NL__2PRFIN20020925_102359_000000522009_00423_02982_3114.N1	25-SEP-2002 10:23:59	Bright	51.500	110	37Del Cas	2.6780	8900.0	103	2982	No
136	GOM_NL__2PRFIN20020925_102914_000000442009_00423_02982_3115.N1	25-SEP-2002 10:29:14	Bright	44.000	49	1Alp UMi	1.9900	6300.0	88	2982	No
137	GOM_NL__2PRFIN20020925_103054_000000452009_00423_02982_3116.N1	25-SEP-2002 10:30:54	Bright	44.500	60	7Bet UMi	2.0810	3950.0	89	2982	No
138	GOM_NL__2PRFIN20020925_103700_000000442009_00423_02982_3117.N1	25-SEP-2002 10:37:00	Bright	44.000	36	50Alp UMa	1.8000	6300.0	88	2982	No
139	GOM_NL__2PRFIN20020925_103829_000000402009_00423_02982_3118.N1	25-SEP-2002 10:38:29	Bright	40.000	82	48Bet UMa	2.3650	10600.	80	2982	No
140	GOM_NL__2PRFIN20020925_104035_000000772009_00423_02982_3119.N1	25-SEP-2002 10:40:35	Bright	77.000	42	34Bet Aur	1.9000	10200.	154	2982	No
141	GOM_NL__2PRFIN20020925_104435_000000912009_00423_02982_3120.N1	25-SEP-2002 10:44:35	Bright	91.000	107	37The Aur	2.6490	11000.	182	2982	No
142	GOM_NL__2PRFIN20020925_104736_000002552009_00423_02982_3121.N1	25-SEP-2002 10:47:36	Twl_and_stray	255.00	114	3lot Aur	2.6930	4600.0	510	2982	No
143	GOM_NL__2PRFIN20020925_105558_000001112009_00423_02982_3122.N1	25-SEP-2002 10:55:58	Straylight	111.00	44	24Gam Gem	1.9280	11000.	222	2982	No
144	GOM_NL__2PRFIN20020925_110410_000000552009_00423_02982_3123.N1	25-SEP-2002 11:04:10	Dark	54.500	132	15Rho Pup	2.8030	6900.0	109	2982	No
145	GOM_NL__2PRFIN20020925_110721_000000872009_00423_02982_3124.N1	25-SEP-2002 11:07:21	Dark	86.500	1	9Alp CMa	-1.4400	11000.	173	2982	No
146	GOM_NL__2PRFIN20020925_110940_000000512009_00423_02982_3125.N1	25-SEP-2002 11:09:40	Dark	50.500	34	Gam2Vel	1.7930	23000.	101	2982	No
147	GOM_NL__2PRFIN20020925_111213_000000582009_00423_02982_3126.N1	25-SEP-2002 11:12:13	Dark	57.500	41	Eps Car	1.8600	4100.0	115	2982	No
148	GOM_NL__2PRFIN20020925_111431_000000622009_00424_02983_3103.N1	25-SEP-2002 11:14:31	Dark	62.000	2	Alp Car	-0.73600	7000.0	124	2983	No
149	GOM_NL__2PRFIN20020925_112234_000000442009_00424_02983_3104.N1	25-SEP-2002 11:22:34	Dark	43.500	135	Bet Hyi	2.8200	5800.0	87	2983	No
150	GOM_NL__2PRFIN20020925_112419_000000482009_00424_02983_3105.N1	25-SEP-2002 11:24:19	Dark	48.000	143	Alp Hyi	2.8570	7200.0	96	2983	No
151	GOM_NL__2PRFIN20020925_112547_000000592009_00424_02983_3106.N1	25-SEP-2002 11:25:47	Dark	59.000	9	Alp Eri	0.45300	24000.	118	2983	No
152	GOM_NL__2PRFIN20020925_113148_000000452009_00424_02983_3107.N1	25-SEP-2002 11:31:48	Straylight	44.500	31	Alp Gru	1.7340	15200.	89	2983	No
153	GOM_NL__2PRFIN20020925_113608_000000492009_00424_02983_3108.N1	25-SEP-2002 11:36:08	Straylight	49.000	18	24Alp PsA	1.1660	9700.0	98	2983	No
154	GOM_NL__2PRFIN20020925_113826_000000652009_00424_02983_3109.N1	25-SEP-2002 11:38:26	Twl_and_stray	65.000	52	16Bet Cet	2.0370	4500.0	130	2983	No
155	GOM_NL__2PRFIN20020925_114039_000000472009_00424_02983_3110.N1	25-SEP-2002 11:40:39	Twl_and_stray	46.500	142	49Del Cap	2.8500	8900.0	93	2983	No
156	GOM_NL__2PRFIN20020925_114448_000000452009_00424_02983_3111.N1	25-SEP-2002 11:44:48	Bright	45.000	162	34Alp Aqr	2.9440	5350.0	90	2983	No
157	GOM_NL__2PRFIN20020925_114848_000000462009_00424_02983_3112.N1	25-SEP-2002 11:48:48	Bright	45.500	90	54Alp Peg	2.4870	11000.	91	2983	No
158	GOM_NL__2PRFIN20020925_115230_000000452009_00424_02983_3113.N1	25-SEP-2002 11:52:30	Bright	44.500	93	53Bet Peg	2.5200	3100.0	89	2983	No
159	GOM_NL__2PRFIN20020925_115833_000000462009_00424_02983_3114.N1	25-SEP-2002 11:58:33	Bright	46.000	19	50Alp Cyg	1.2460	10500.	92	2983	No
160	GOM_NL__2PRFIN20020925_120227_000000432009_00424_02983_3115.N1	25-SEP-2002 12:02:27	Bright	43.000	89	5Alp Cep	2.4510	8000.0	86	2983	No

161	GOM_NL__2PRFIN20020925_120434_000000512009_00424_02983_3116.N1	25-SEP-2002 12:04:34	Bright	50.500	110	37Del Cas	2.6780	8900.0	101	2983	No
162	GOM_NL__2PRFIN20020925_120951_000000452009_00424_02983_3117.N1	25-SEP-2002 12:09:51	Bright	45.000	49	1Alp UMi	1.9900	6300.0	90	2983	No
163	GOM_NL__2PRFIN20020925_121130_000000452009_00424_02983_3118.N1	25-SEP-2002 12:11:30	Bright	44.500	60	7Bet UMi	2.0810	3950.0	89	2983	No
164	GOM_NL__2PRFIN20020925_121736_000000442009_00424_02983_3119.N1	25-SEP-2002 12:17:36	Bright	44.000	36	50Alp UMa	1.8000	6300.0	88	2983	No
165	GOM_NL__2PRFIN20020925_121905_000000432009_00424_02983_3120.N1	25-SEP-2002 12:19:05	Bright	42.500	82	48Bet UMa	2.3650	10600.	85	2983	No
166	GOM_NL__2PRFIN20020925_122110_000000722009_00424_02983_3121.N1	25-SEP-2002 12:21:10	Bright	71.500	42	34Bet Aur	1.9000	10200.	143	2983	No
167	GOM_NL__2PRFIN20020925_122511_000000912009_00424_02983_3122.N1	25-SEP-2002 12:25:11	Bright	91.000	107	37The Aur	2.6490	11000.	182	2983	No
168	GOM_NL__2PRFIN20020925_122812_000002552009_00424_02983_3123.N1	25-SEP-2002 12:28:12	Tw_i_and_stray	255.00	114	3lot Aur	2.6930	4600.0	510	2983	No
169	GOM_NL__2PRFIN20020925_123635_000001152009_00424_02983_3124.N1	25-SEP-2002 12:36:35	Straylight	114.50	44	24Gam Gem	1.9280	11000.	229	2983	No
170	GOM_NL__2PRFIN20020925_124447_000000542009_00424_02983_3125.N1	25-SEP-2002 12:44:47	Dark	53.500	132	15Rho Pup	2.8030	6900.0	107	2983	No
171	GOM_NL__2PRFIN20020925_124758_000000982009_00424_02983_3126.N1	25-SEP-2002 12:47:58	Dark	98.000	1	9Alp CMa	-1.4400	11000.	196	2983	No
172	GOM_NL__2PRFIN20020925_125017_000000472009_00424_02983_3127.N1	25-SEP-2002 12:50:17	Dark	46.500	34	Gam2Vel	1.7930	23000.	93	2983	No
173	GOM_NL__2PRFIN20020925_125249_000000552009_00424_02983_3128.N1	25-SEP-2002 12:52:49	Dark	54.500	41	Eps Car	1.8600	4100.0	109	2983	No
174	GOM_NL__2PRFIN20020925_125508_000000532009_00425_02984_3101.N1	25-SEP-2002 12:55:08	Dark	52.500	2	Alp Car	-0.73600	7000.0	105	2984	No
175	GOM_NL__2PRFIN20020925_130311_000000442009_00425_02984_3102.N1	25-SEP-2002 13:03:11	Dark	44.000	135	Bet Hyi	2.8200	5800.0	88	2984	No
176	GOM_NL__2PRFIN20020925_130456_000000472009_00425_02984_3103.N1	25-SEP-2002 13:04:56	Dark	47.000	143	Alp Hyi	2.8570	7200.0	94	2984	No
177	GOM_NL__2PRFIN20020925_130623_000000522009_00425_02984_3104.N1	25-SEP-2002 13:06:23	Dark	52.000	9	Alp Eri	0.45300	24000.	104	2984	No
178	GOM_NL__2PRFIN20020925_131224_000000492009_00425_02984_3105.N1	25-SEP-2002 13:12:24	Straylight	49.000	31	Alp Gru	1.7340	15200.	98	2984	No
179	GOM_NL__2PRFIN20020925_131644_000000492009_00425_02984_3106.N1	25-SEP-2002 13:16:44	Straylight	49.000	18	24Alp PsA	1.1660	9700.0	98	2984	No
180	GOM_NL__2PRFIN20020925_131902_000000612009_00425_02984_3107.N1	25-SEP-2002 13:19:02	Tw_i_and_stray	60.500	52	16Bet Cet	2.0370	4500.0	121	2984	No
181	GOM_NL__2PRFIN20020925_132115_000000462009_00425_02984_3108.N1	25-SEP-2002 13:21:15	Tw_i_and_stray	45.500	142	49Del Cap	2.8500	8900.0	91	2984	No
182	GOM_NL__2PRFIN20020925_132524_000000442009_00425_02984_3109.N1	25-SEP-2002 13:25:24	Bright	43.500	162	34Alp Aqr	2.9440	5350.0	87	2984	No
183	GOM_NL__2PRFIN20020925_132924_000000452009_00425_02984_3110.N1	25-SEP-2002 13:29:24	Bright	45.000	90	54Alp Peg	2.4870	11000.	90	2984	No
184	GOM_NL__2PRFIN20020925_133306_000000462009_00425_02984_3111.N1	25-SEP-2002 13:33:06	Bright	46.000	93	53Bet Peg	2.5200	3100.0	92	2984	No
185	GOM_NL__2PRFIN20020925_133910_000000462009_00425_02984_3112.N1	25-SEP-2002 13:39:10	Bright	45.500	19	50Alp Cyg	1.2460	10500.	91	2984	No
186	GOM_NL__2PRFIN20020925_134303_000000432009_00425_02984_3113.N1	25-SEP-2002 13:43:03	Bright	42.500	89	5Alp Cep	2.4510	8000.0	85	2984	No
187	GOM_NL__2PRFIN20020925_134510_000000472009_00425_02984_3114.N1	25-SEP-2002 13:45:10	Bright	47.000	110	37Del Cas	2.6780	8900.0	94	2984	No
188	GOM_NL__2PRFIN20020925_135027_000000402009_00425_02984_3115.N1	25-SEP-2002 13:50:27	Bright	40.000	49	1Alp UMi	1.9900	6300.0	80	2984	No
189	GOM_NL__2PRFIN20020925_135206_000000432009_00425_02984_3116.N1	25-SEP-2002 13:52:06	Bright	42.500	60	7Bet UMi	2.0810	3950.0	85	2984	No
190	GOM_NL__2PRFIN20020925_135812_000000442009_00425_02984_3117.N1	25-SEP-2002 13:58:12	Bright	43.500	36	50Alp UMa	1.8000	6300.0	87	2984	No
191	GOM_NL__2PRFIN20020925_135941_000000432009_00425_02984_3118.N1	25-SEP-2002 13:59:41	Bright	43.000	82	48Bet UMa	2.3650	10600.	86	2984	No
192	GOM_NL__2PRFIN20020925_140146_000000762009_00425_02984_3119.N1	25-SEP-2002 14:01:46	Bright	75.500	42	34Bet Aur	1.9000	10200.	151	2984	No
193	GOM_NL__2PRFIN20020925_140547_000000912009_00425_02984_3120.N1	25-SEP-2002 14:05:47	Bright	90.500	107	37The Aur	2.6490	11000.	181	2984	No
194	GOM_NL__2PRFIN20020925_140848_000002552009_00425_02984_3121.N1	25-SEP-2002 14:08:48	Tw_i_and_stray	255.00	114	3lot Aur	2.6930	4600.0	510	2984	No
195	GOM_NL__2PRFIN20020925_141712_000001142009_00425_02984_3122.N1	25-SEP-2002 14:17:12	Straylight	114.00	44	24Gam Gem	1.9280	11000.	228	2984	No
196	GOM_NL__2PRFIN20020925_142523_000000552009_00425_02984_3123.N1	25-SEP-2002 14:25:23	Dark	55.000	132	15Rho Pup	2.8030	6900.0	110	2984	No
197	GOM_NL__2PRFIN20020925_142836_000000892009_00425_02984_3124.N1	25-SEP-2002 14:28:36	Dark	89.000	1	9Alp CMa	-1.4400	11000.	178	2984	No
198	GOM_NL__2PRFIN20020925_143053_000000522009_00425_02984_3125.N1	25-SEP-2002 14:30:53	Dark	52.000	34	Gam2Vel	1.7930	23000.	104	2984	No
199	GOM_NL__2PRFIN20020925_143325_000000532009_00425_02984_3126.N1	25-SEP-2002 14:33:25	Dark	52.500	41	Eps Car	1.8600	4100.0	105	2984	No
200	GOM_NL__2PRFIN20020925_143545_000000532009_00426_02985_3179.N1	25-SEP-2002 14:35:45	Dark	52.500	2	Alp Car	-0.73600	7000.0	105	2985	No
201	GOM_NL__2PRFIN20020925_144347_000000432009_00426_02985_3180.N1	25-SEP-2002 14:43:47	Dark	43.000	135	Bet Hyi	2.8200	5800.0	86	2985	No
202	GOM_NL__2PRFIN20020925_144533_000000472009_00426_02985_3181.N1	25-SEP-2002 14:45:33	Dark	46.500	143	Alp Hyi	2.8570	7200.0	93	2985	No
203	GOM_NL__2PRFIN20020925_144700_000000542009_00426_02985_3182.N1	25-SEP-2002 14:47:00	Dark	54.000	9	Alp Eri	0.45300	24000.	108	2985	No
204	GOM_NL__2PRFIN20020925_145245_000000522009_00426_02985_3183.N1	25-SEP-2002 14:52:45	Straylight	52.000	63	Bet Gru	2.1500	2800.0	104	2985	No
205	GOM_NL__2PRFIN20020925_145721_000000482009_00426_02985_3184.N1	25-SEP-2002 14:57:21	Straylight	47.500	18	24Alp PsA	1.1660	9700.0	95	2985	No
206	GOM_NL__2PRFIN20020925_145939_000000642009_00426_02985_3185.N1	25-SEP-2002 14:59:39	Tw_i_and_stray	63.500	52	16Bet Cet	2.0370	4500.0	127	2985	No
207	GOM_NL__2PRFIN20020925_150600_000000442009_00426_02985_3186.N1	25-SEP-2002 15:06:00	Bright	44.000	162	34Alp Aqr	2.9440	5350.0	88	2985	No
208	GOM_NL__2PRFIN20020925_151000_000000442009_00426_02985_3187.N1	25-SEP-2002 15:10:00	Bright	43.500	90	54Alp Peg	2.4870	11000.	87	2985	No
209	GOM_NL__2PRFIN20020925_151343_000000462009_00426_02985_3188.N1	25-SEP-2002 15:13:43	Bright	45.500	93	53Bet Peg	2.5200	3100.0	91	2985	No
210	GOM_NL__2PRFIN20020925_151946_000000472009_00426_02985_3189.N1	25-SEP-2002 15:19:46	Bright	46.500	19	50Alp Cyg	1.2460	10500.	93	2985	No
211	GOM_NL__2PRFIN20020925_152337_000000452009_00426_02985_3190.N1	25-SEP-2002 15:23:37	Bright	44.500	89	5Alp Cep	2.4510	8000.0	89	2985	No
212	GOM_NL__2PRFIN20020925_152542_000000522009_00426_02985_3191.N1	25-SEP-2002 15:25:42	Bright	51.500	110	37Del Cas	2.6780	8900.0	103	2985	No
213	GOM_NL__2PRFIN20020925_153059_000000482009_00426_02985_3192.N1	25-SEP-2002 15:30:59	Bright	47.500	49	1Alp UMi	1.9900	6300.0	95	2985	No
214	GOM_NL__2PRFIN20020925_153242_000000432009_00426_02985_3193.N1	25-SEP-2002 15:32:42	Bright	42.500	60	7Bet UMi	2.0810	3950.0	85	2985	No
215	GOM_NL__2PRFIN20020925_153847_000000442009_00426_02985_3194.N1	25-SEP-2002 15:38:47	Bright	44.000	36	50Alp UMa	1.8000	6300.0	88	2985	No
216	GOM_NL__2PRFIN20020925_154017_000000442009_00426_02985_3195.N1	25-SEP-2002 15:40:17	Bright	43.500	82	48Bet UMa	2.3650	10600.	87	2985	No
217	GOM_NL__2PRFIN20020925_154220_000000762009_00426_02985_3196.N1	25-SEP-2002 15:42:20	Bright	76.000	42	34Bet Aur	1.9000	10200.	152	2985	No
218	GOM_NL__2PRFIN20020925_154622_000000932009_00426_02985_3197.N1	25-SEP-2002 15:46:22	Bright	93.000	107	37The Aur	2.6490	11000.	186	2985	No
219	GOM_NL__2PRFIN20020925_154923_000002552009_00426_02985_3198.N1	25-SEP-2002 15:49:23	Tw_i_and_stray	255.00	114	3lot Aur	2.6930	4600.0	510	2985	No

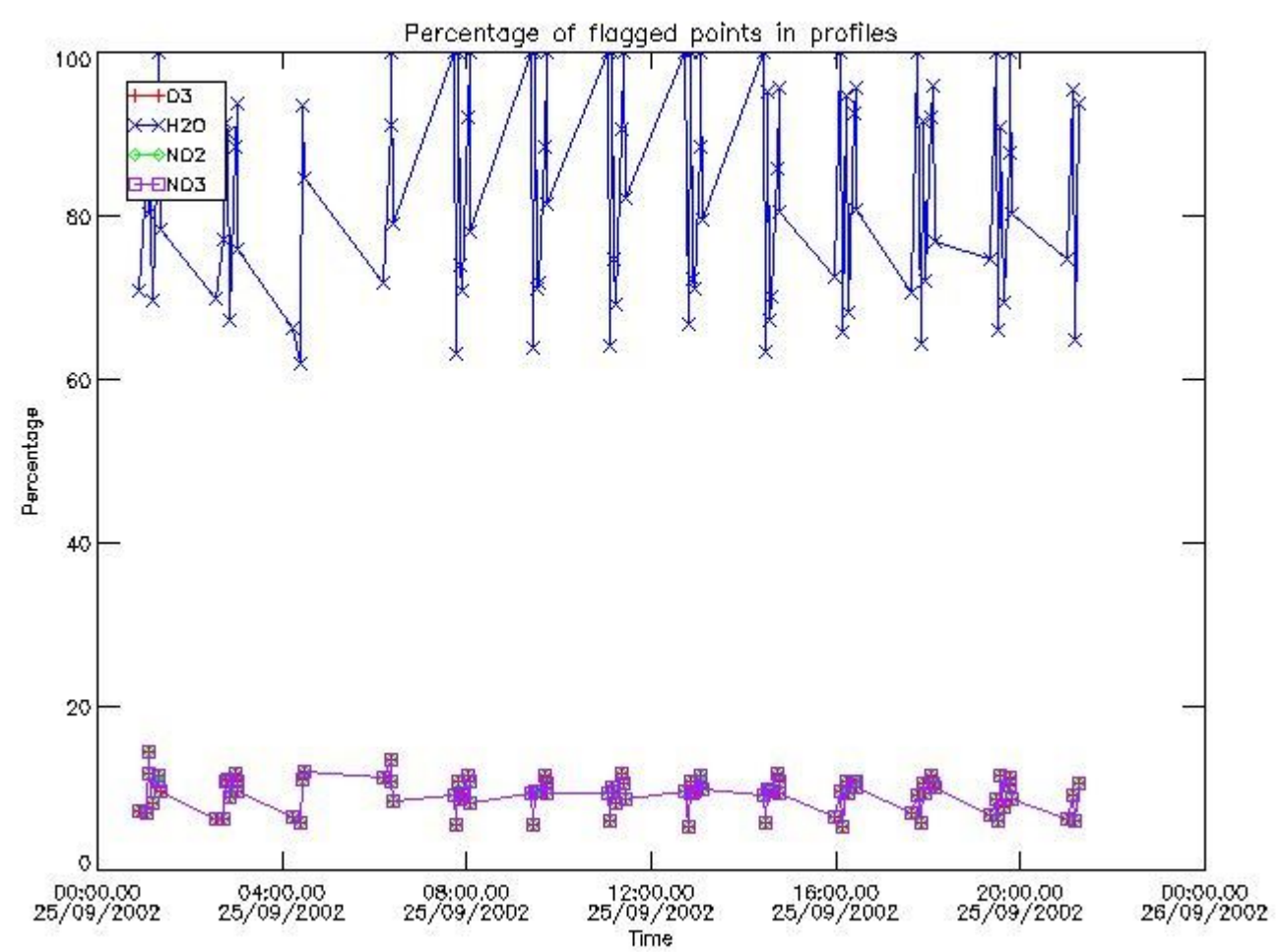
220	GOM_NL__2PRFIN20020925_155519_000001372009_00426_02985_3199.N1	25-SEP-2002 15:55:19	Straylight	136.50	151	13Mu Gem	2.8900	3000.0	273	2985	No
221	GOM_NL__2PRFIN20020925_155842_000000772009_00426_02985_3200.N1	25-SEP-2002 15:58:42	Dark	77.000	8	10Alp CMi	0.40000	6500.0	154	2985	No
222	GOM_NL__2PRFIN20020925_160558_000000532009_00426_02985_3201.N1	25-SEP-2002 16:05:58	Dark	53.000	132	15Rho Pup	2.8030	6900.0	106	2985	No
223	GOM_NL__2PRFIN20020925_160911_000000982009_00426_02985_3202.N1	25-SEP-2002 16:09:11	Dark	98.000	1	9Alp CMa	-1.4400	11000.	196	2985	No
224	GOM_NL__2PRFIN20020925_161310_000000482009_00426_02985_3203.N1	25-SEP-2002 16:13:10	Dark	47.500	71	lot Car	2.2460	7700.0	95	2985	No
225	GOM_NL__2PRFIN20020925_161620_000000602009_00427_02986_3180.N1	25-SEP-2002 16:16:20	Dark	60.000	2	Alp Car	-0.73600	7000.0	120	2986	No
226	GOM_NL__2PRFIN20020925_162422_000000472009_00427_02986_3181.N1	25-SEP-2002 16:24:22	Dark	47.000	135	Bet Hyi	2.8200	5800.0	94	2986	No
227	GOM_NL__2PRFIN20020925_162608_000000482009_00427_02986_3182.N1	25-SEP-2002 16:26:08	Dark	47.500	143	Alp Hyi	2.8570	7200.0	95	2986	No
228	GOM_NL__2PRFIN20020925_162735_000000502009_00427_02986_3183.N1	25-SEP-2002 16:27:35	Dark	50.000	9	Alp Eri	0.45300	24000.	100	2986	No
229	GOM_NL__2PRFIN20020925_163321_000000532009_00427_02986_3184.N1	25-SEP-2002 16:33:21	Straylight	52.500	63	Bet Gru	2.1500	2800.0	105	2986	No
230	GOM_NL__2PRFIN20020925_163756_000000532009_00427_02986_3185.N1	25-SEP-2002 16:37:56	Straylight	53.000	18	24Alp PsA	1.1660	9700.0	106	2986	No
231	GOM_NL__2PRFIN20020925_164013_000000632009_00427_02986_3186.N1	25-SEP-2002 16:40:13	Twilight_stray	63.000	52	16Bet Cet	2.0370	4500.0	126	2986	No
232	GOM_NL__2PRFIN20020925_164635_000000452009_00427_02986_3187.N1	25-SEP-2002 16:46:35	Bright	44.500	162	34Alp Aqr	2.9440	5350.0	89	2986	No
233	GOM_NL__2PRFIN20020925_165034_000000462009_00427_02986_3188.N1	25-SEP-2002 16:50:34	Bright	45.500	90	54Alp Peg	2.4870	11000.	91	2986	No
234	GOM_NL__2PRFIN20020925_165416_000000462009_00427_02986_3189.N1	25-SEP-2002 16:54:16	Bright	46.000	93	53Bet Peg	2.5200	3100.0	92	2986	No
235	GOM_NL__2PRFIN20020925_170022_000000452009_00427_02986_3190.N1	25-SEP-2002 17:00:22	Bright	44.500	19	50Alp Cyg	1.2460	10500.	89	2986	No
236	GOM_NL__2PRFIN20020925_170414_000000452009_00427_02986_3191.N1	25-SEP-2002 17:04:14	Bright	45.000	89	5Alp Cep	2.4510	8000.0	90	2986	No
237	GOM_NL__2PRFIN20020925_170619_000000522009_00427_02986_3192.N1	25-SEP-2002 17:06:19	Bright	52.000	110	37Del Cas	2.6780	8900.0	104	2986	No
238	GOM_NL__2PRFIN20020925_171135_000000482009_00427_02986_3193.N1	25-SEP-2002 17:11:35	Bright	47.500	49	1Alp UMi	1.9900	6300.0	95	2986	No
239	GOM_NL__2PRFIN20020925_171318_000000452009_00427_02986_3194.N1	25-SEP-2002 17:13:18	Bright	45.000	60	7Bet UMi	2.0810	3950.0	90	2986	No
240	GOM_NL__2PRFIN20020925_171923_000000442009_00427_02986_3195.N1	25-SEP-2002 17:19:23	Bright	44.000	36	50Alp UMa	1.8000	6300.0	88	2986	No
241	GOM_NL__2PRFIN20020925_172053_000000442009_00427_02986_3196.N1	25-SEP-2002 17:20:53	Bright	43.500	82	48Bet UMa	2.3650	10600.	87	2986	No
242	GOM_NL__2PRFIN20020925_172256_000000792009_00427_02986_3197.N1	25-SEP-2002 17:22:56	Bright	78.500	42	34Bet Aur	1.9000	10200.	157	2986	No
243	GOM_NL__2PRFIN20020925_172658_000000932009_00427_02986_3198.N1	25-SEP-2002 17:26:58	Bright	93.000	107	37The Aur	2.6490	11000.	186	2986	No
244	GOM_NL__2PRFIN20020925_173000_000002552009_00427_02986_3199.N1	25-SEP-2002 17:30:00	Twilight_stray	255.00	114	3lot Aur	2.6930	4600.0	510	2986	No
245	GOM_NL__2PRFIN20020925_173556_000001372009_00427_02986_3200.N1	25-SEP-2002 17:35:56	Straylight	136.50	151	13Mu Gem	2.8900	3000.0	273	2986	No
246	GOM_NL__2PRFIN20020925_173918_000000742009_00427_02986_3201.N1	25-SEP-2002 17:39:18	Dark	73.500	8	10Alp CMi	0.40000	6500.0	147	2986	No
247	GOM_NL__2PRFIN20020925_174635_000000552009_00427_02986_3202.N1	25-SEP-2002 17:46:35	Dark	55.000	132	15Rho Pup	2.8030	6900.0	110	2986	No
248	GOM_NL__2PRFIN20020925_174950_000000892009_00427_02986_3203.N1	25-SEP-2002 17:49:50	Dark	89.000	1	9Alp CMa	-1.4400	11000.	178	2986	No
249	GOM_NL__2PRFIN20020925_175346_000000482009_00427_02986_3204.N1	25-SEP-2002 17:53:46	Dark	48.000	71	lot Car	2.2460	7700.0	96	2986	No
250	GOM_NL__2PRFIN20020925_175657_000000542009_00428_02987_3198.N1	25-SEP-2002 17:56:57	Dark	54.000	2	Alp Car	-0.73600	7000.0	108	2987	No
251	GOM_NL__2PRFIN20020925_180459_000000442009_00428_02987_3199.N1	25-SEP-2002 18:04:59	Dark	44.000	135	Bet Hyi	2.8200	5800.0	88	2987	No
252	GOM_NL__2PRFIN20020925_180644_000000482009_00428_02987_3200.N1	25-SEP-2002 18:06:44	Dark	48.000	143	Alp Hyi	2.8570	7200.0	96	2987	No
253	GOM_NL__2PRFIN20020925_180811_000000502009_00428_02987_3201.N1	25-SEP-2002 18:08:11	Dark	49.500	9	Alp Eri	0.45300	24000.	99	2987	No
254	GOM_NL__2PRFIN20020925_181357_000000512009_00428_02987_3202.N1	25-SEP-2002 18:13:57	Straylight	51.000	63	Bet Gru	2.1500	2800.0	102	2987	No
255	GOM_NL__2PRFIN20020925_181832_000000532009_00428_02987_3203.N1	25-SEP-2002 18:18:32	Straylight	52.500	18	24Alp PsA	1.1660	9700.0	105	2987	No
256	GOM_NL__2PRFIN20020925_182049_000000622009_00428_02987_3204.N1	25-SEP-2002 18:20:49	Twilight_stray	62.000	52	16Bet Cet	2.0370	4500.0	124	2987	No
257	GOM_NL__2PRFIN20020925_182712_000000442009_00428_02987_3205.N1	25-SEP-2002 18:27:12	Bright	44.000	162	34Alp Aqr	2.9440	5350.0	88	2987	No
258	GOM_NL__2PRFIN20020925_183110_000000462009_00428_02987_3206.N1	25-SEP-2002 18:31:10	Bright	46.000	90	54Alp Peg	2.4870	11000.	92	2987	No
259	GOM_NL__2PRFIN20020925_183450_000000472009_00428_02987_3207.N1	25-SEP-2002 18:34:50	Bright	47.000	93	53Bet Peg	2.5200	3100.0	94	2987	No
260	GOM_NL__2PRFIN20020925_184059_000000462009_00428_02987_3208.N1	25-SEP-2002 18:40:59	Bright	45.500	19	50Alp Cyg	1.2460	10500.	91	2987	No
261	GOM_NL__2PRFIN20020925_184450_000000452009_00428_02987_3209.N1	25-SEP-2002 18:44:50	Bright	45.000	89	5Alp Cep	2.4510	8000.0	90	2987	No
262	GOM_NL__2PRFIN20020925_184654_000000532009_00428_02987_3210.N1	25-SEP-2002 18:46:54	Bright	53.000	110	37Del Cas	2.6780	8900.0	106	2987	No
263	GOM_NL__2PRFIN20020925_185214_000000442009_00428_02987_3211.N1	25-SEP-2002 18:52:14	Bright	43.500	49	1Alp UMi	1.9900	6300.0	87	2987	No
264	GOM_NL__2PRFIN20020925_185355_000000462009_00428_02987_3212.N1	25-SEP-2002 18:53:55	Bright	46.000	60	7Bet UMi	2.0810	3950.0	92	2987	No
265	GOM_NL__2PRFIN20020925_185959_000000472009_00428_02987_3213.N1	25-SEP-2002 18:59:59	Bright	47.000	36	50Alp UMa	1.8000	6300.0	94	2987	No
266	GOM_NL__2PRFIN20020925_190129_000000432009_00428_02987_3214.N1	25-SEP-2002 19:01:29	Bright	43.000	82	48Bet UMa	2.3650	10600.	86	2987	No
267	GOM_NL__2PRFIN20020925_190332_000000792009_00428_02987_3215.N1	25-SEP-2002 19:03:32	Bright	78.500	42	34Bet Aur	1.9000	10200.	157	2987	No
268	GOM_NL__2PRFIN20020925_190734_000000962009_00428_02987_3216.N1	25-SEP-2002 19:07:34	Bright	96.000	107	37The Aur	2.6490	11000.	192	2987	No
269	GOM_NL__2PRFIN20020925_191036_000002552009_00428_02987_3217.N1	25-SEP-2002 19:10:36	Twilight_stray	255.00	114	3lot Aur	2.6930	4600.0	510	2987	No
270	GOM_NL__2PRFIN20020925_191634_000001342009_00428_02987_3218.N1	25-SEP-2002 19:16:34	Straylight	134.00	151	13Mu Gem	2.8900	3000.0	268	2987	No
271	GOM_NL__2PRFIN20020925_191955_000000762009_00428_02987_3219.N1	25-SEP-2002 19:19:55	Dark	75.500	8	10Alp CMi	0.40000	6500.0	151	2987	No
272	GOM_NL__2PRFIN20020925_192709_000000592009_00428_02987_3220.N1	25-SEP-2002 19:27:09	Dark	58.500	132	15Rho Pup	2.8030	6900.0	117	2987	No
273	GOM_NL__2PRFIN20020925_193027_000000852009_00428_02987_3221.N1	25-SEP-2002 19:30:27	Dark	84.500	1	9Alp CMa	-1.4400	11000.	169	2987	No
274	GOM_NL__2PRFIN20020925_193422_000000442009_00428_02987_3222.N1	25-SEP-2002 19:34:22	Dark	44.000	71	lot Car	2.2460	7700.0	88	2987	No
275	GOM_NL__2PRFIN20020925_193734_000000662009_00429_02988_3121.N1	25-SEP-2002 19:37:34	Dark	66.000	2	Alp Car	-0.73600	7000.0	132	2988	No
276	GOM_NL__2PRFIN20020925_194535_000000452009_00429_02988_3122.N1	25-SEP-2002 19:45:35	Dark	45.000	135	Bet Hyi	2.8200	5800.0	90	2988	No
277	GOM_NL__2PRFIN20020925_194721_000000492009_00429_02988_3123.N1	25-SEP-2002 19:47:21	Dark	49.000	143	Alp Hyi	2.8570	7200.0	98	2988	No
278	GOM_NL__2PRFIN20020925_194848_000000582009_00429_02988_3124.N1	25-SEP-2002 19:48:48	Dark	58.000	9	Alp Eri	0.45300	24000.	116	2988	No

279	GOM_NL__2PRFIN20020925_195433_000000512009_00429_02988_3125.N1	25-SEP-2002 19:54:33	Straylight	51.000	63	Bet Gru	2.1500	2800.0	102	2988	No
280	GOM_NL__2PRFIN20020925_195908_000000512009_00429_02988_3126.N1	25-SEP-2002 19:59:08	Straylight	50.500	18	24Alp PsA	1.1660	9700.0	101	2988	No
281	GOM_NL__2PRFIN20020925_200125_000000632009_00429_02988_3127.N1	25-SEP-2002 20:01:25	Twl_and_stray	63.000	52	16Bet Cet	2.0370	4500.0	126	2988	No
282	GOM_NL__2PRFIN20020925_200748_000000442009_00429_02988_3128.N1	25-SEP-2002 20:07:48	Bright	43.500	162	34Alp Aqr	2.9440	5350.0	87	2988	No
283	GOM_NL__2PRFIN20020925_201146_000000462009_00429_02988_3129.N1	25-SEP-2002 20:11:46	Bright	46.000	90	54Alp Peg	2.4870	11000.	92	2988	No
284	GOM_NL__2PRFIN20020925_201528_000000472009_00429_02988_3130.N1	25-SEP-2002 20:15:28	Bright	47.000	93	53Bet Peg	2.5200	3100.0	94	2988	No
285	GOM_NL__2PRFIN20020925_202135_000000462009_00429_02988_3131.N1	25-SEP-2002 20:21:35	Bright	45.500	19	50Alp Cyg	1.2460	10500.	91	2988	No
286	GOM_NL__2PRFIN20020925_202526_000000452009_00429_02988_3132.N1	25-SEP-2002 20:25:26	Bright	44.500	89	5Alp Cep	2.4510	8000.0	89	2988	No
287	GOM_NL__2PRFIN20020925_202729_000000532009_00429_02988_3133.N1	25-SEP-2002 20:27:29	Bright	53.000	110	37Del Cas	2.6780	8900.0	106	2988	No
288	GOM_NL__2PRFIN20020925_203250_000000432009_00429_02988_3134.N1	25-SEP-2002 20:32:50	Bright	42.500	49	1Alp UMi	1.9900	6300.0	85	2988	No
289	GOM_NL__2PRFIN20020925_203431_000000442009_00429_02988_3135.N1	25-SEP-2002 20:34:31	Bright	44.000	60	7Bet UMi	2.0810	3950.0	88	2988	No
290	GOM_NL__2PRFIN20020925_204035_000000442009_00429_02988_3136.N1	25-SEP-2002 20:40:35	Bright	43.500	36	50Alp UMa	1.8000	6300.0	87	2988	No
291	GOM_NL__2PRFIN20020925_204205_000000432009_00429_02988_3137.N1	25-SEP-2002 20:42:05	Bright	43.000	82	48Bet UMa	2.3650	10600.	86	2988	No
292	GOM_NL__2PRFIN20020925_204407_000000772009_00429_02988_3138.N1	25-SEP-2002 20:44:07	Bright	76.500	42	34Bet Aur	1.9000	10200.	153	2988	No
293	GOM_NL__2PRFIN20020925_204810_000000942009_00429_02988_3139.N1	25-SEP-2002 20:48:10	Bright	93.500	107	37The Aur	2.6490	11000.	187	2988	No
294	GOM_NL__2PRFIN20020925_205112_000002552009_00429_02988_3140.N1	25-SEP-2002 20:51:12	Twl_and_stray	255.00	114	3lot Aur	2.6930	4600.0	510	2988	No
295	GOM_NL__2PRFIN20020925_205711_000001542009_00429_02988_3141.N1	25-SEP-2002 20:57:11	Straylight	153.50	151	13Mu Gem	2.8900	3000.0	307	2988	No
296	GOM_NL__2PRFIN20020925_210031_000000822009_00429_02988_3142.N1	25-SEP-2002 21:00:31	Dark	81.500	8	10Alp CMi	0.40000	6500.0	163	2988	No
297	GOM_NL__2PRFIN20020925_210748_000000562009_00429_02988_3143.N1	25-SEP-2002 21:07:48	Dark	56.000	132	15Rho Pup	2.8030	6900.0	112	2988	No
298	GOM_NL__2PRFIN20020925_211105_000000932009_00429_02988_3144.N1	25-SEP-2002 21:11:05	Dark	92.500	1	9Alp CMa	-1.4400	11000.	185	2988	No
299	GOM_NL__2PRFIN20020925_211458_000000482009_00429_02988_3145.N1	25-SEP-2002 21:14:58	Dark	48.000	71	lot Car	2.2460	7700.0	96	2988	No

3. Quality information per product

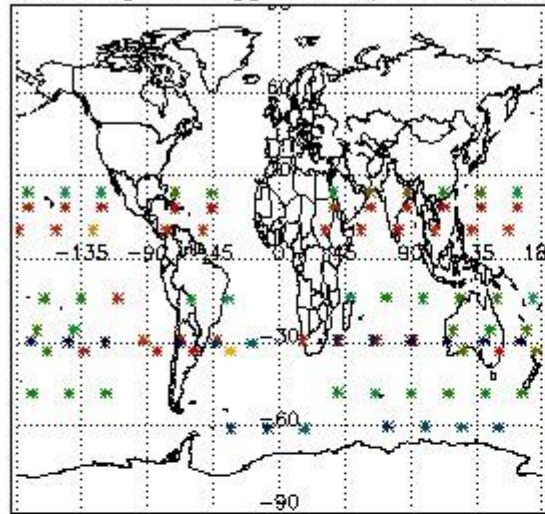
In this section it is plotted some information contained in the Quality Summary data set of the level 2 products. Only products in dark limb conditions and without errors (error flag in the MPH set to "0") are used.

3.1 Plot quality information per product (time dependant)

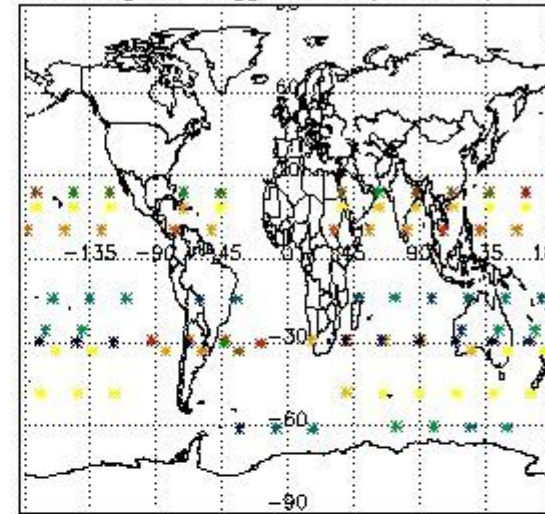


3.2 Plot quality information per product (world map)

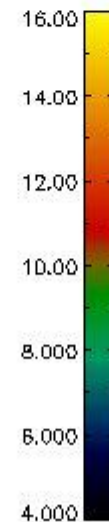
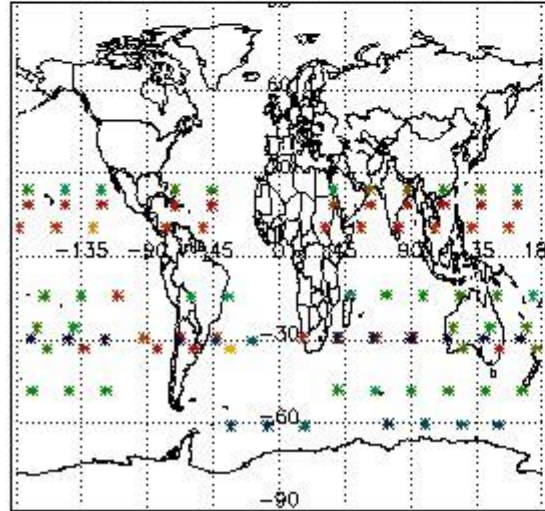
Percentage of flagged data per O3 profile



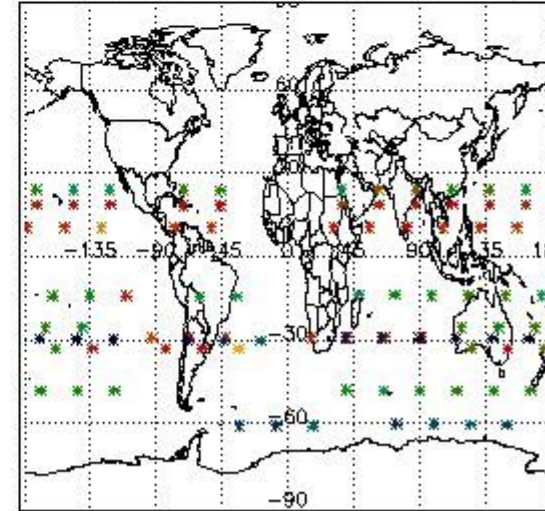
Percentage of flagged data per H2O profile



Percentage of flagged data per NO2 profile



Percentage of flagged data per NO3 profile

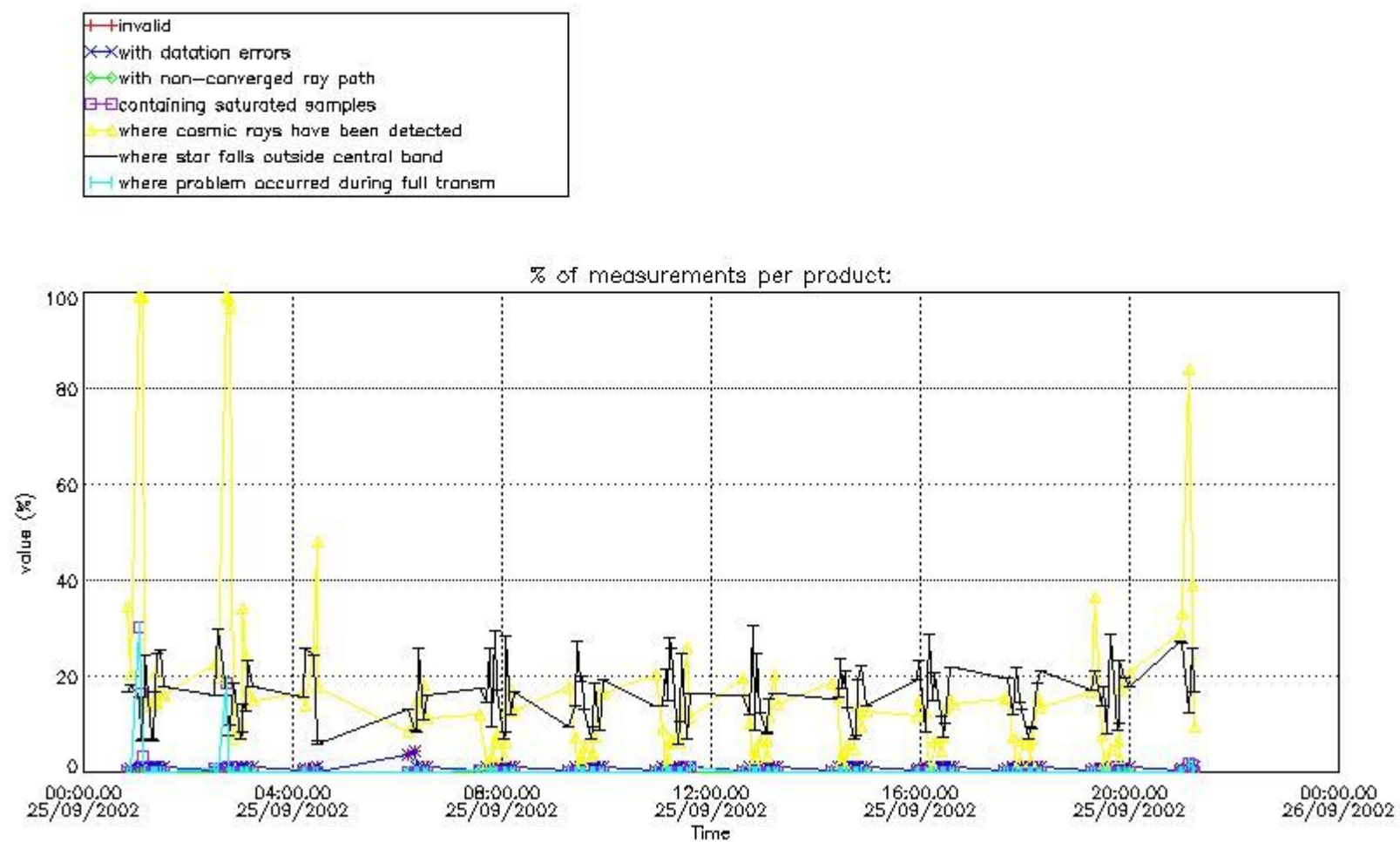


4. Level 1 quality information per product

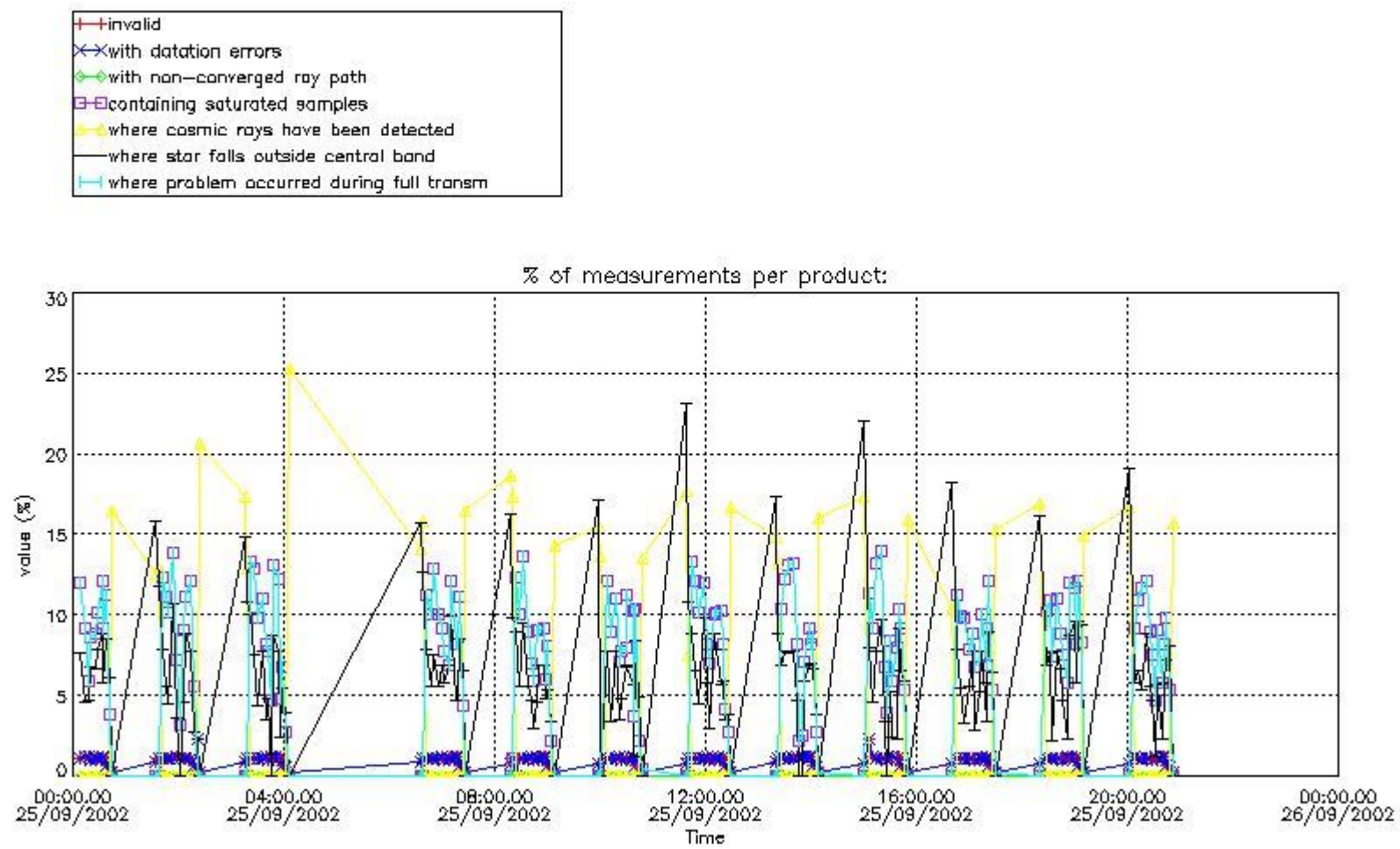
In this section it is plotted some information contained in the Quality Summary data set of the level 2 products that comes from the level 1b processing. Products without errors (error flag in the MPH set to "0") are used.

4.1 Plot quality information per product (time dependant) coming from level 1b processing

4.1.1 Plot level 1 quality information per product (time dependant): ENVISAT ASCENDING passes

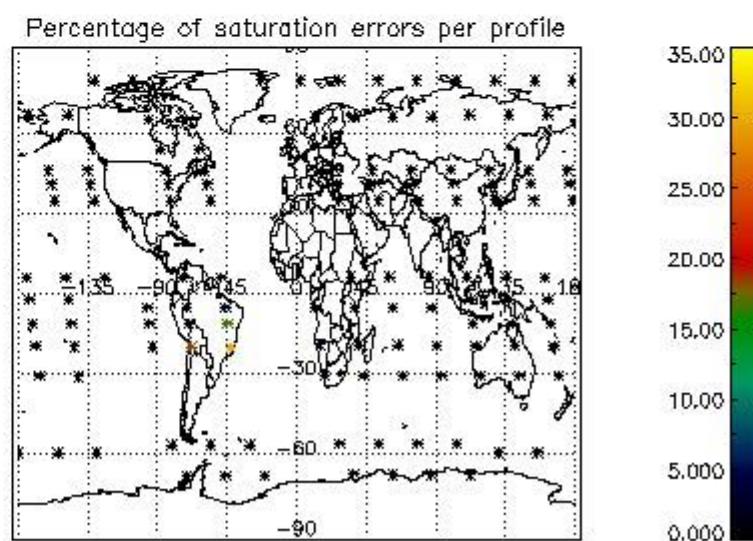
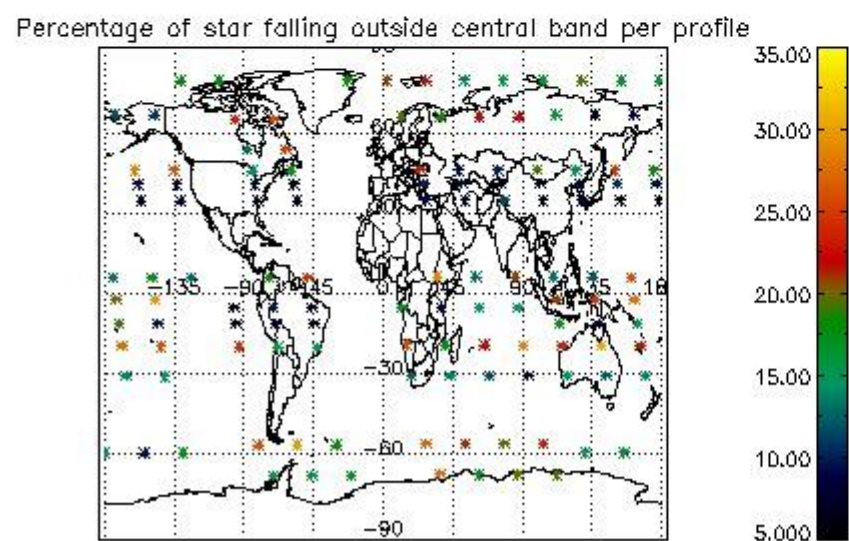
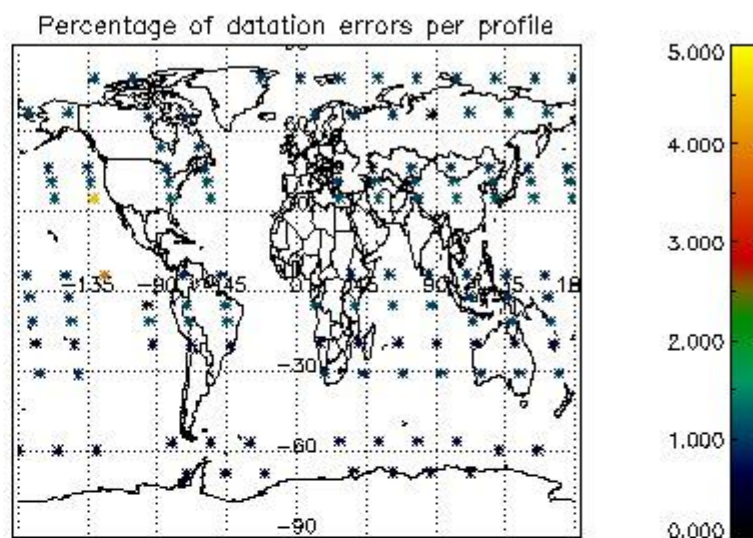
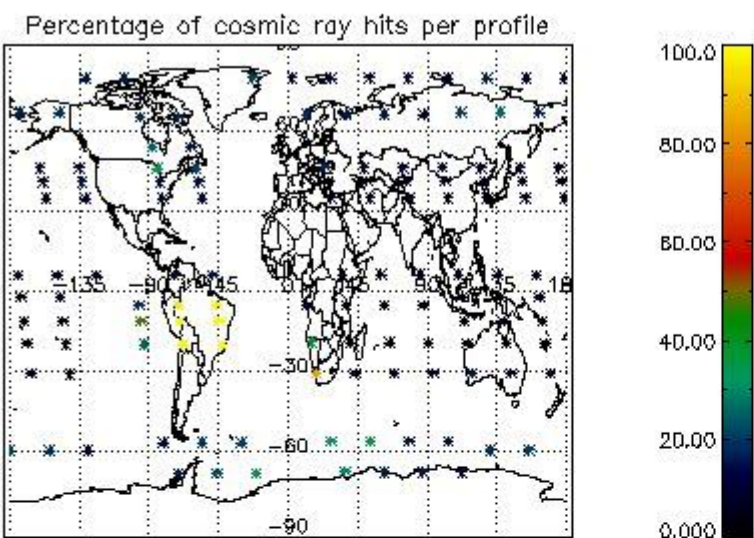


4.1.2 Plot level 1 quality information per product (time dependant): ENVI SAT DESCENDING passes

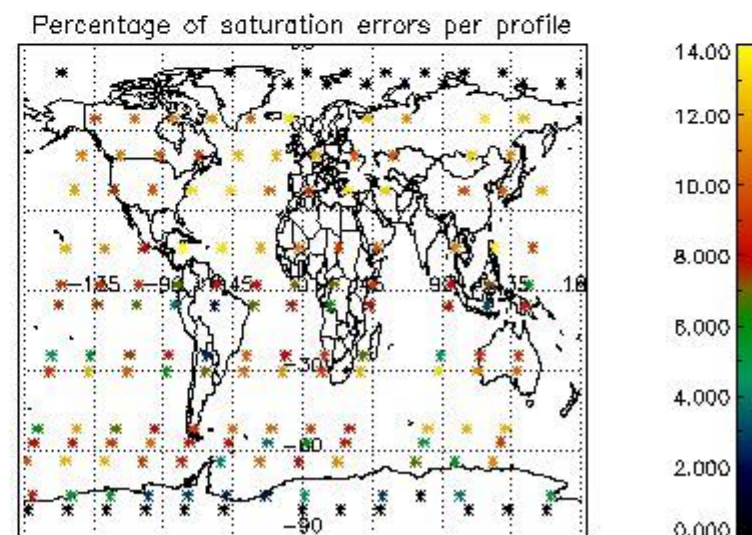
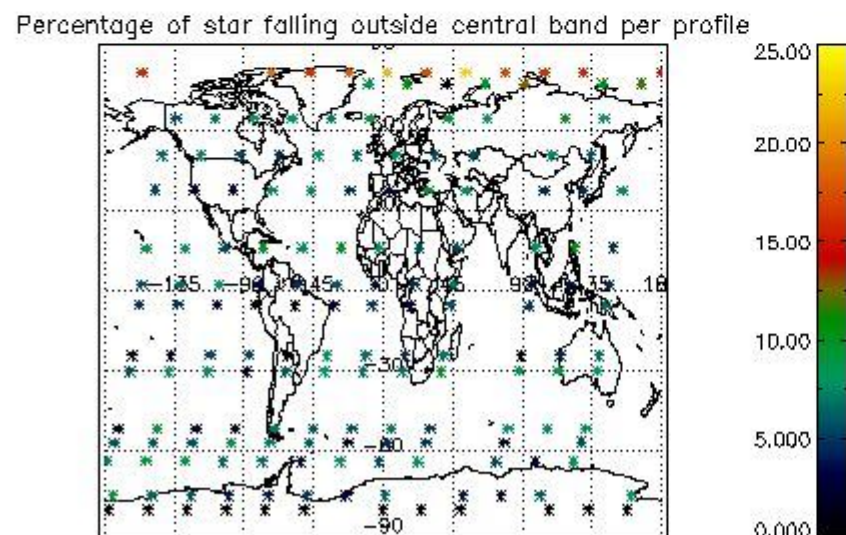
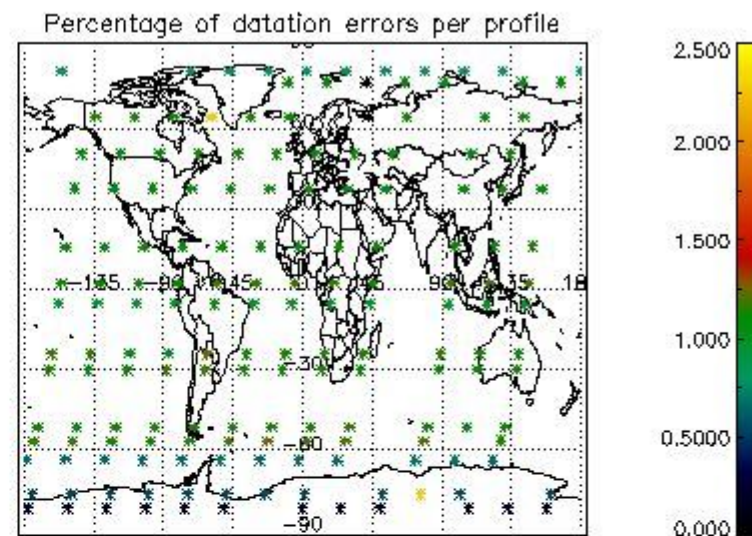
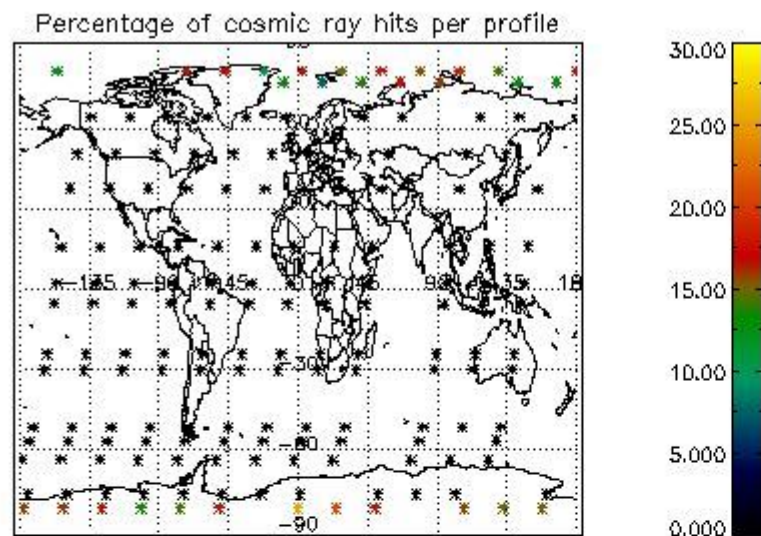


4.2 Plot quality information per product coming from level 1b processing (world map)

4.2.1 Plot level 1 quality information per product (world map): ENVISAT ASCENDING passes



4.2.2 Plot level 1 quality information per product (world map): ENVISAT DESCENDING passes



5. Trace gas profiles

5.1 Ozone statistics based on quality of products

The final quality of the products can be "measured" using the STD (Standard Deviation) attached to every point profile. This information is written to the parameter GOM_NL__2P/NL_LOCAL_SPECIES_DENSITY/o3_std of the level 2 products. The table below shows the statistics for given STD ranges.

The statistics are given with respect to the overall valid production:

- Products without fatal errors: GOM_NL__2P/MPH/PRODUCT_ERR=0
- Valid point profile: GOM_NL__2P/NL_LOCAL_SPECIES_DENSITY/pcd(0)=0

The 'Criteria' is applied to valid points of dark limb products:

- Products in dark limb illumination condition: GOM_NL__2P/NL_SUMMARY_QUALITY/obs_ill_cond=0
- Products without fatal errors: GOM_NL__2P/MPH/PRODUCT_ERR=0
- Valid point profile: GOM_NL__2P/NL_LOCAL_SPECIES_DENSITY/pcd(0)=0

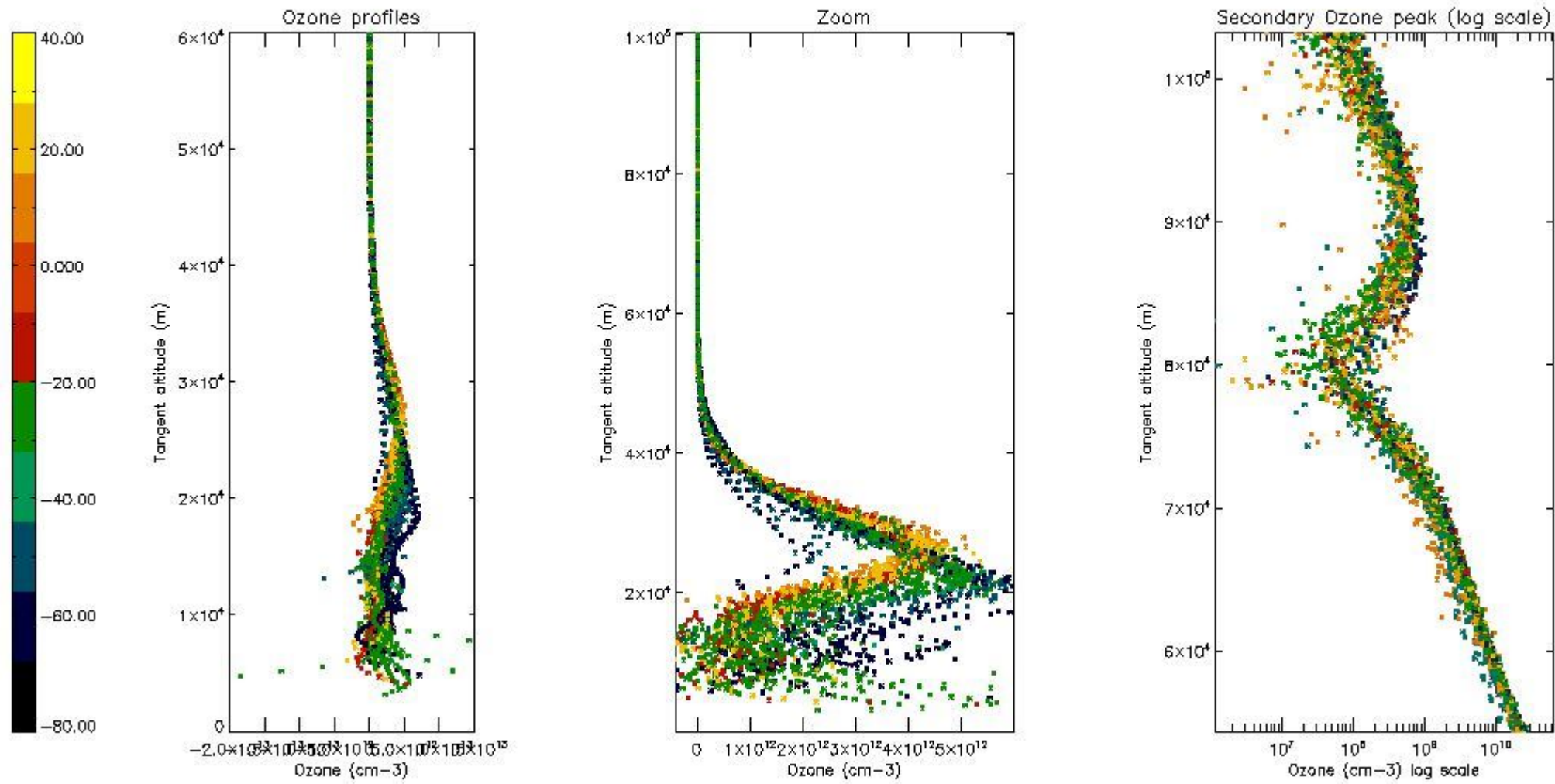
So, the table below shows the percentage of dark limb and valid observations for each criteria with respect to the overall valid daily observations.

Criteria	% of total production
All STD	28
STD < 20	16

STD < 10	14
STD < 5	10

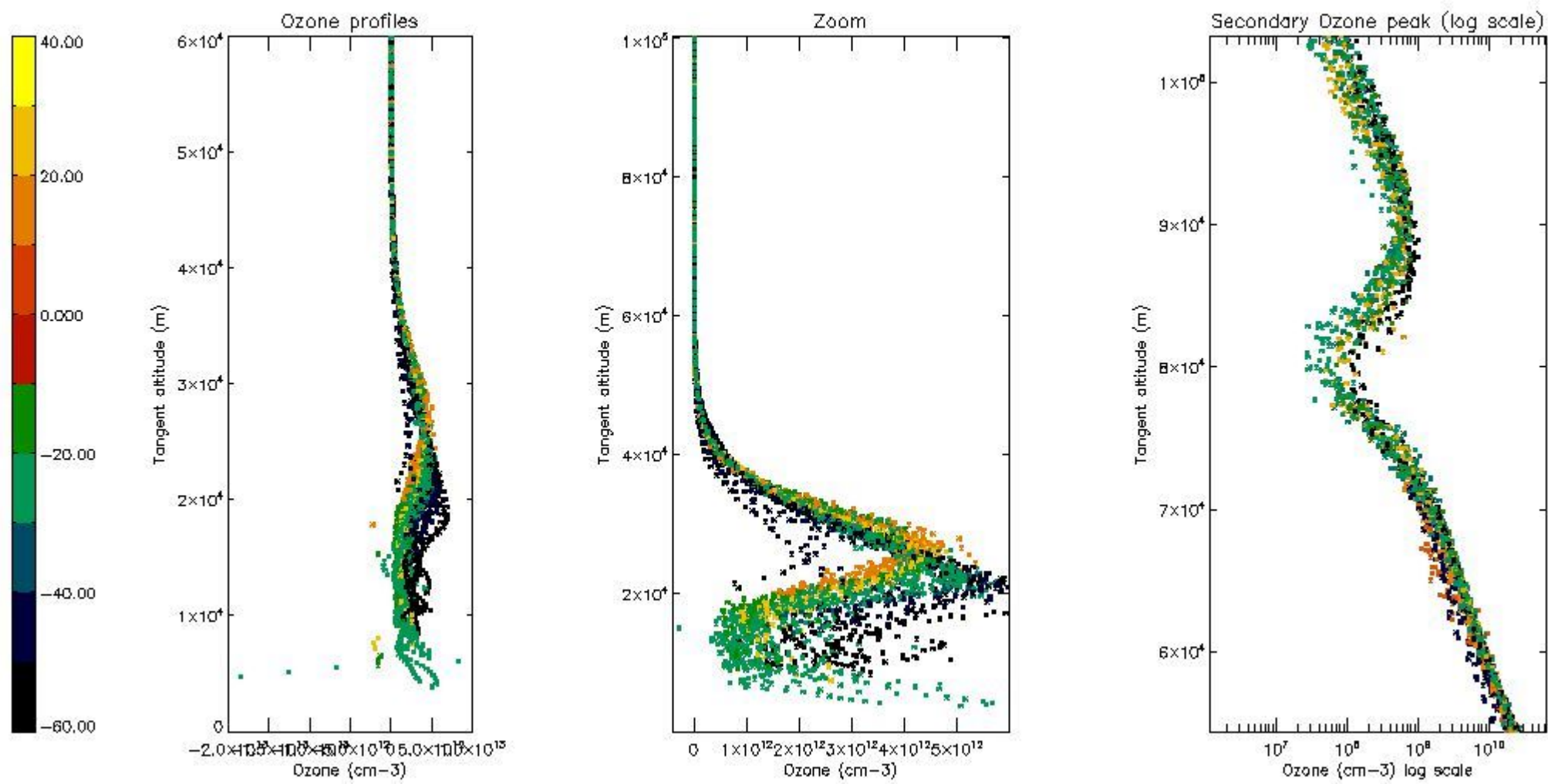
5.2 Plot ozone profiles for all STD (dark without errors)

The colorbar represents the latitude.



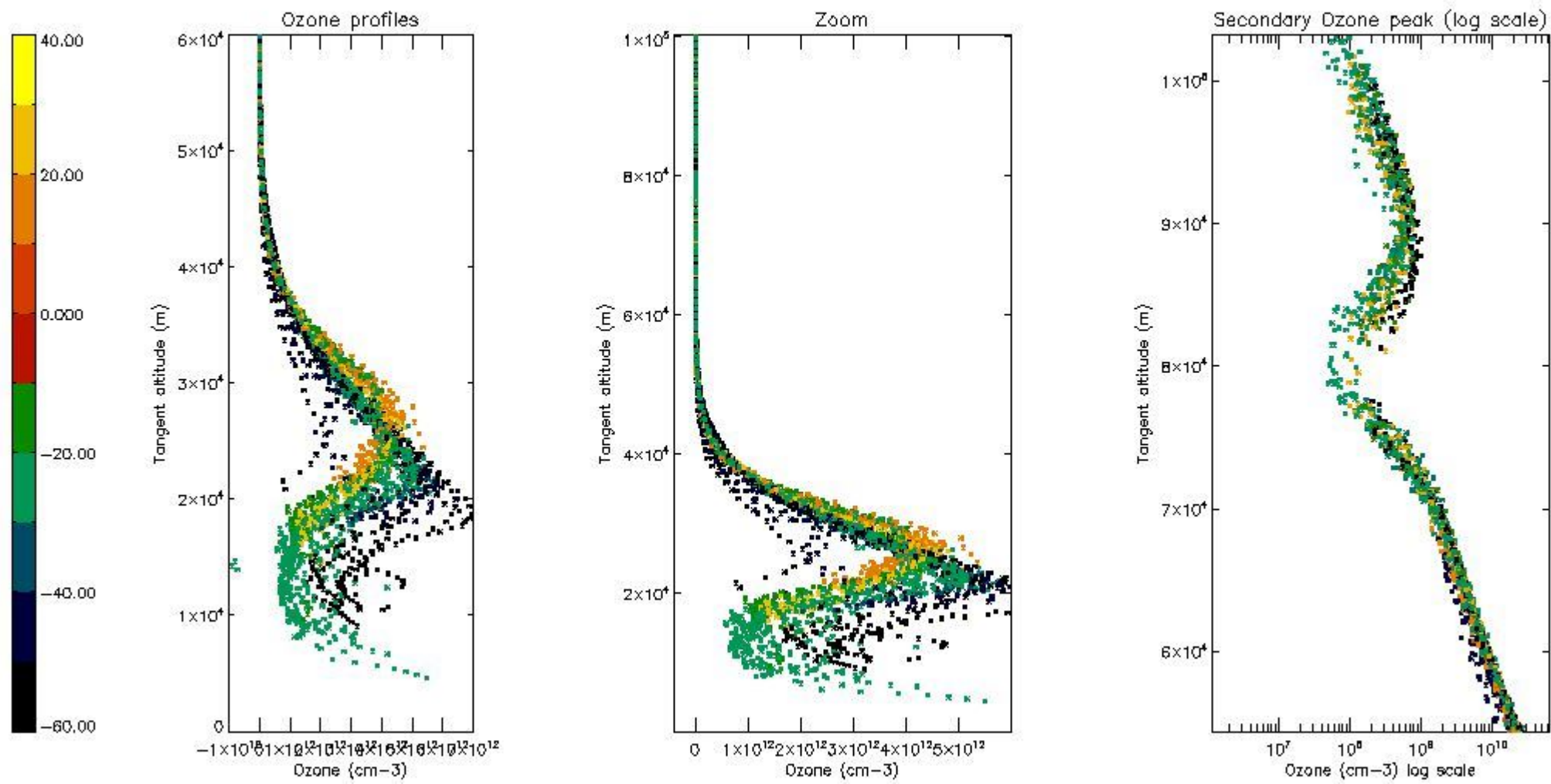
5.3 Plot ozone profiles where STD < 20% (dark without errors)

The colorbar represents the latitude.



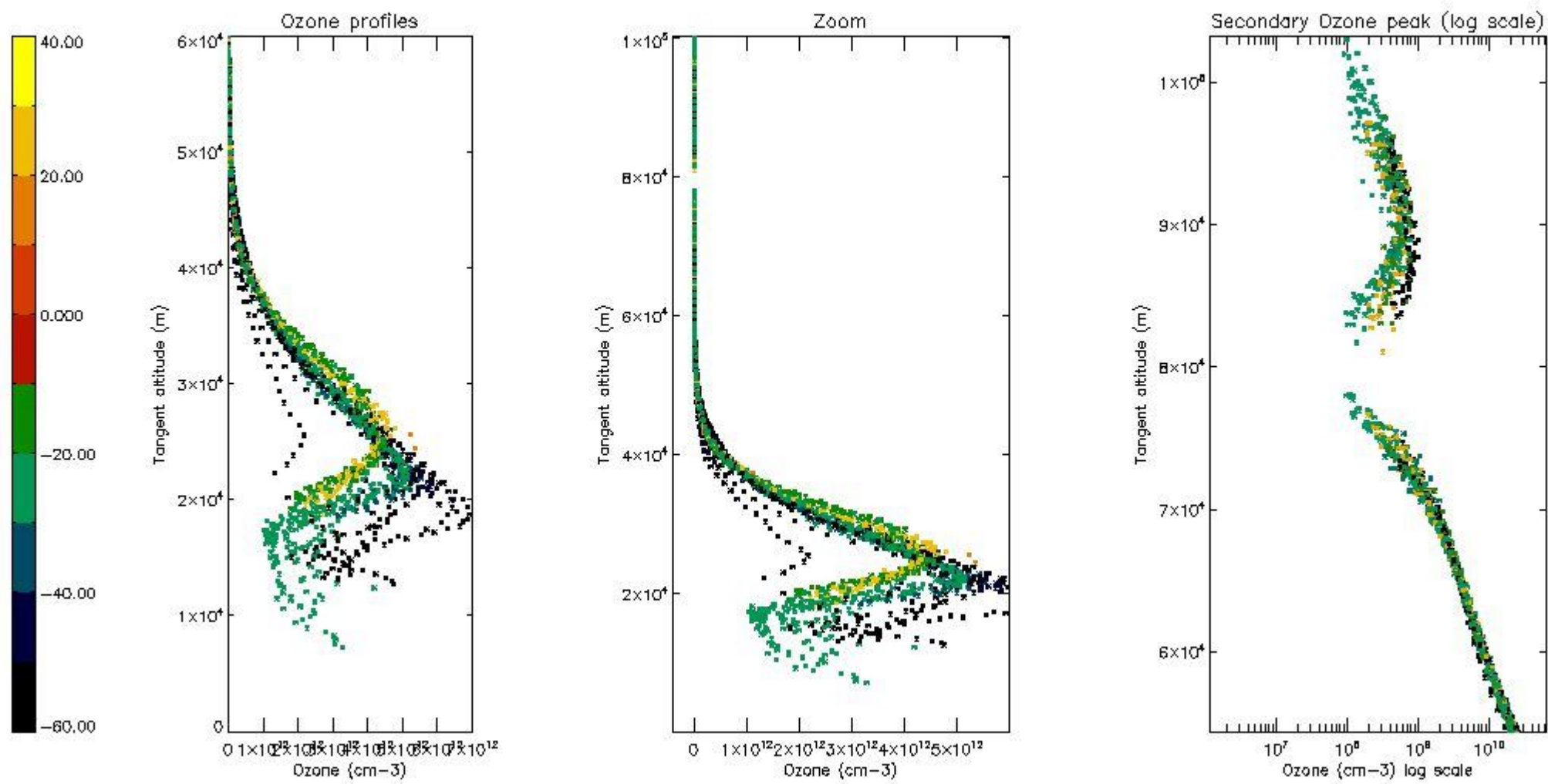
5.4 Plot ozone profiles where STD < 10% (dark without errors)

The colorbar represents the latitude.



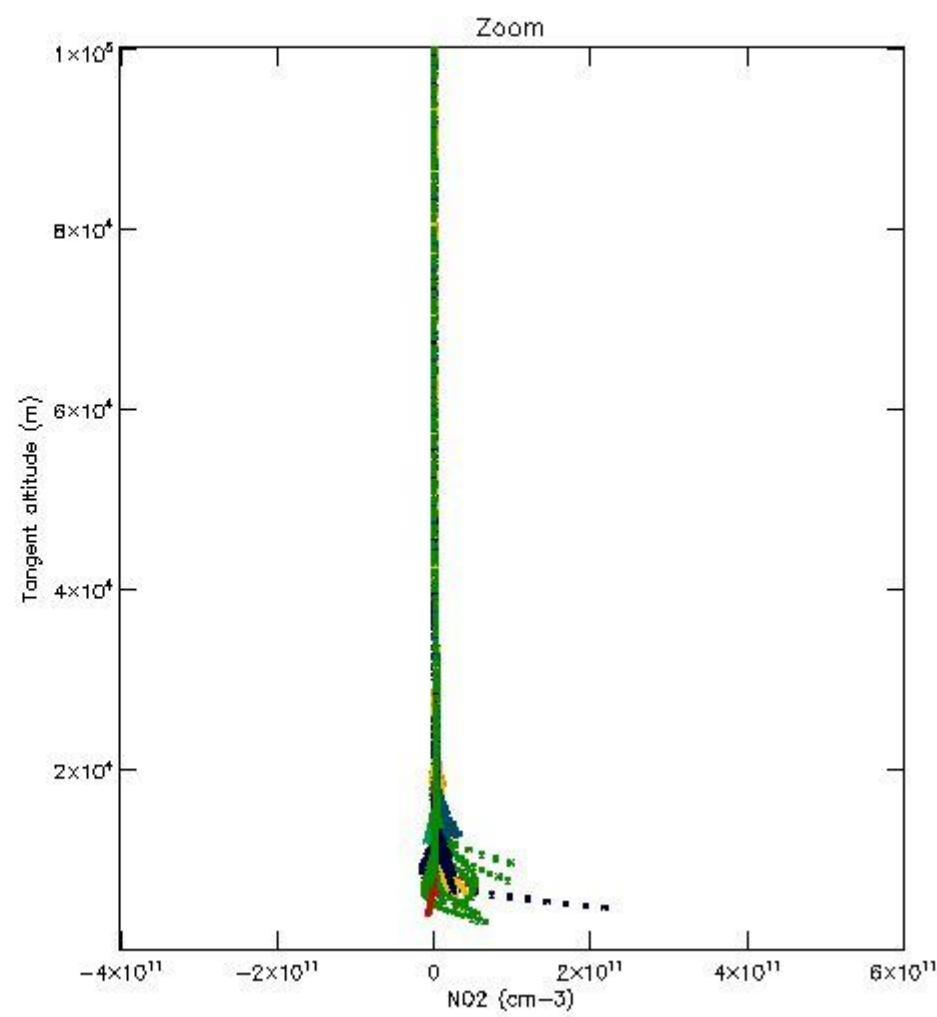
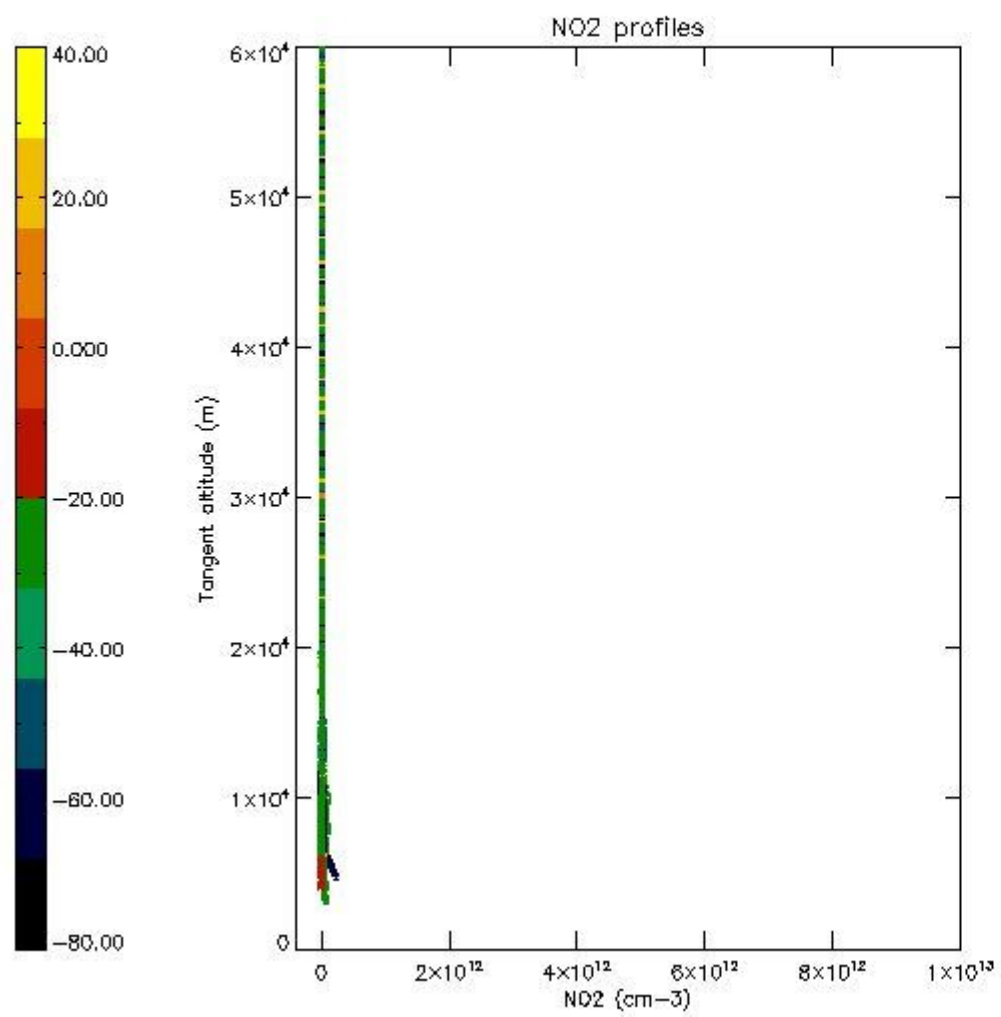
5.5 Plot ozone profiles where STD < 5% (dark without errors)

The colorbar represents the latitude.



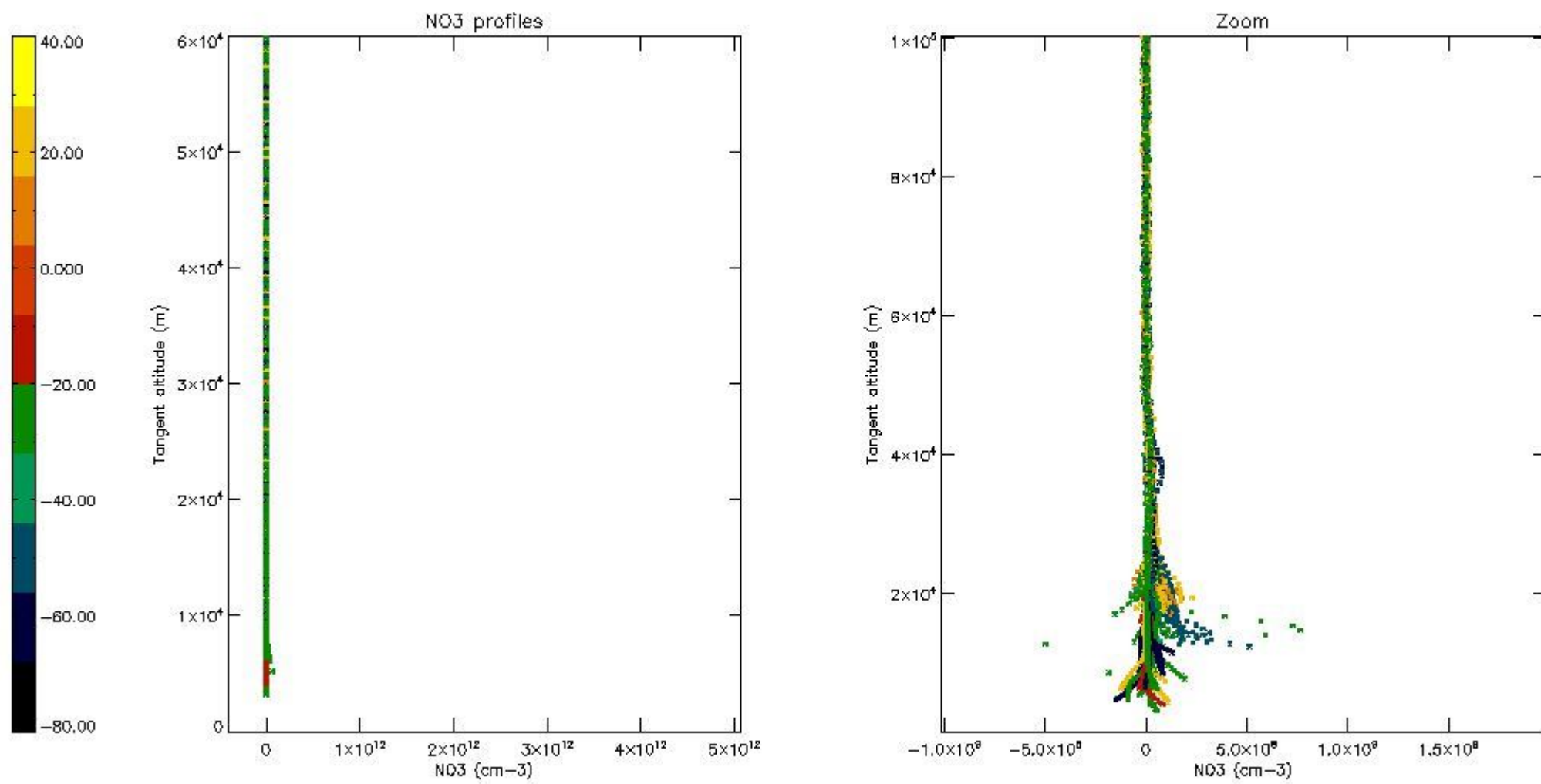
5.6 Plot NO₂ profiles for all STD (dark without errors)

The colorbar represents the latitude.



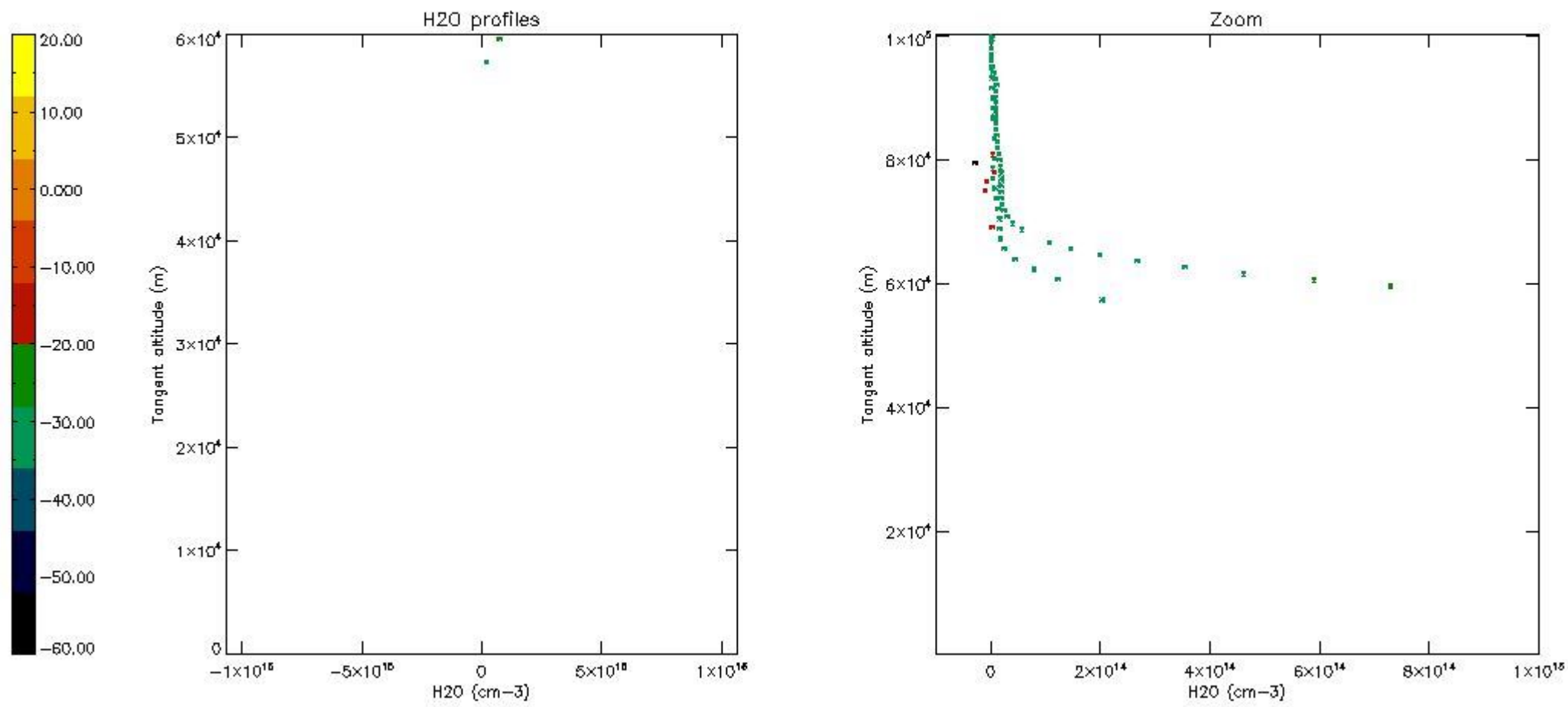
5.7 Plot NO3 profiles for all STD (dark without errors)

The colorbar represents the latitude.



5.8 Plot H2O profiles for all STD (only for occultations of stars 1,2,3,4,13,14,16,26,63 dark without errors)

The colorbar represents the latitude.



6. Auxiliary Data Files used for the production reported in section 2

The number reported in the third column indicates since which file (see list in section 2) the corresponding auxiliary file has been used. The fourth column is the date of those product files.

Type	Auxiliary Filename	Used since product	Used since product date
INST_PHYS_CHARACTERISTICS	GOM_INS_AXNIEC20050627_150440_20020301_000000_20100101_000000	1	25-SEP-2002 00:08:19
LEVEL-2_PROC_CONFIG	GOM_PR2_AXVIEC20091111_152718_20020301_000000_20500101_000000	1	25-SEP-2002 00:08:19
CROSS_SECTIONS_FILE	GOM_CRS_AXVIEC20091111_154832_20020301_000000_20500101_000000	1	25-SEP-2002 00:08:19

GOMOS Level 2 Daily Report

SUMMARY

[1. General Info](#)

[2. Summary of processed GOM_NL_2P products](#)

[3. Level 2 Quality information per product](#)

[3.1 Plot of level 2 quality information per product \(time dependant\)](#)

[3.2 Plot of level 2 quality information per product \(world map\)](#)

[4. Level 1 Quality information per product \(stored on level 2 products\)](#)

[4.1 Plot of level 1 quality information per product \(time dependant\)](#)

[4.1.1 Plot of level 1 quality information per product \(time dependant\): ASCENDING](#)

[4.1.2 Plot of level 1 quality information per product \(time dependant\): DESCENDING](#)

[4.2 Plot of level 1 quality information per product \(world map\)](#)

[4.2.1 Plot of level 1 quality information per product \(world map\): ASCENDING](#)

[4.2.2 Plot of level 1 quality information per product \(world map\): DESCENDING](#)

[5. Ozone profiles based on quality statistics and other trace gas profiles](#)

[5.1 Ozone statistics based on quality of products](#)

[5.2 Plot ozone profiles for all STD \(dark without errors\)](#)

[5.3 Plot ozone profiles where STD < 20% \(dark without errors\)](#)

[5.4. Plot ozone profiles where STD < 10% \(dark without errors\)](#)

[5.5. Plot ozone profiles where STD < 5% \(dark without errors\)](#)

[5.6 Plot NO2 profiles for all STD \(dark without errors\)](#)

[5.7 Plot NO3 profiles for all STD \(dark without errors\)](#)

[5.8 Plot H2O profiles \(only for occultations of stars 1,2,3,4,13,14,16,26,63 dark without errors\) for all STD](#)

[6. Auxiliary Data Files used for the production reported in section 2](#)

This report presents the daily analysis on parameters extracted from GOMOS level 2 data (GOM_NL__2P). It is intended to monitor some important parameters that will impact the quality of these products. A list of level 2 products (and content) that have arrived during the reporting day to the PCF is also given.

Item	Value
Time of report generation	17APR2013 18:49:53
Data source version	GOMOS/6.01
Start time of products	25-09-2002 (25SEP2002 00:00:00)
Stop time of products	26-09-2002 (26SEP2002 00:00:00)
Store outputs in DB	Yes
Nb of level 2 prods	299
Nb of prods with errors	1

2. Summary of processed GOM_NL__2P products.

Nr	Filename	UTC Start time	Limb	Duration	Star Id	Star Name	Star Mag	Star Temp	Nb Meas	Orbit	Prod. error
1	GOM_NL__2PRFIN20020925_000819_000000462009_00417_02976_3106.N1	25-SEP-2002 00:08:19	Bright	46.000	93	53Bet Peg	2.5200	3100.0	92	2976	No
2	GOM_NL__2PRFIN20020925_001419_000000442009_00417_02976_3107.N1	25-SEP-2002 00:14:19	Bright	43.500	19	50Alp Cyg	1.2460	10500.	87	2976	No
3	GOM_NL__2PRFIN20020925_001814_000000432009_00417_02976_3108.N1	25-SEP-2002 00:18:14	Bright	42.500	89	5Alp Cep	2.4510	8000.0	85	2976	No
4	GOM_NL__2PRFIN20020925_002026_000000522009_00417_02976_3109.N1	25-SEP-2002 00:20:26	Bright	52.000	110	37Del Cas	2.6780	8900.0	104	2976	No
5	GOM_NL__2PRFIN20020925_002539_000000452009_00417_02976_3110.N1	25-SEP-2002 00:25:39	Bright	45.000	49	1Alp UMi	1.9900	6300.0	90	2976	No
6	GOM_NL__2PRFIN20020925_002716_000000452009_00417_02976_3111.N1	25-SEP-2002 00:27:16	Bright	44.500	60	7Bet UMi	2.0810	3950.0	89	2976	No
7	GOM_NL__2PRFIN20020925_003323_000000462009_00417_02976_3112.N1	25-SEP-2002 00:33:23	Bright	45.500	36	50Alp UMa	1.8000	6300.0	91	2976	No
8	GOM_NL__2PRFIN20020925_003452_000000442009_00417_02976_3113.N1	25-SEP-2002 00:34:52	Bright	43.500	82	48Bet UMa	2.3650	10600.	87	2976	No
9	GOM_NL__2PRFIN20020925_003702_000000762009_00417_02976_3114.N1	25-SEP-2002 00:37:02	Bright	76.000	42	34Bet Aur	1.9000	10200.	152	2976	No
10	GOM_NL__2PRFIN20020925_004101_000000912009_00417_02976_3115.N1	25-SEP-2002 00:41:01	Bright	90.500	107	37The Aur	2.6490	11000.	181	2976	No
11	GOM_NL__2PRFIN20020925_004359_000002552009_00417_02976_3116.N1	25-SEP-2002 00:43:59	Twilight	255.00	114	3lot Aur	2.6930	4600.0	510	2976	No
12	GOM_NL__2PRFIN20020925_004946_000001262009_00417_02976_3117.N1	25-SEP-2002 00:49:46	Straylight	126.00	151	13Mu Gem	2.8900	3000.0	252	2976	No
13	GOM_NL__2PRFIN20020925_005312_000000712009_00417_02976_3118.N1	25-SEP-2002 00:53:12	Dark	71.000	8	10Alp CMi	0.40000	6500.0	142	2976	No
14	GOM_NL__2PRFIN20020925_010336_000000802009_00417_02976_3119.N1	25-SEP-2002 01:03:36	Dark	80.000	1	9Alp CMa	-1.4400	11000.	160	2976	No
15	GOM_NL__2PRFIN20020925_010602_000000462009_00417_02976_3120.N1	25-SEP-2002 01:06:02	Dark	46.000	34	Gam2Vel	1.7930	23000.	92	2976	No
16	GOM_NL__2PRFIN20020925_010745_000000442009_00417_02976_3121.N1	25-SEP-2002 01:07:45	Dark	43.500	71	lot Car	2.2460	7700.0	87	2976	No
17	GOM_NL__2PRFIN20020925_011051_000000622009_00418_02977_3101.N1	25-SEP-2002 01:10:51	Dark	61.500	2	Alp Car	-0.73600	7000.0	123	2977	No
18	GOM_NL__2PRFIN20020925_011858_000000442009_00418_02977_3102.N1	25-SEP-2002 01:18:58	Dark	44.000	135	Bet Hyi	2.8200	5800.0	88	2977	No
19	GOM_NL__2PRFIN20020925_012042_000000472009_00418_02977_3103.N1	25-SEP-2002 01:20:42	Dark	46.500	143	Alp Hyi	2.8570	7200.0	93	2977	No
20	GOM_NL__2PRFIN20020925_012209_000000542009_00418_02977_3104.N1	25-SEP-2002 01:22:09	Dark	53.500	9	Alp Eri	0.45300	24000.	107	2977	No
21	GOM_NL__2PRFIN20020925_012425_000000552009_00418_02977_3105.N1	25-SEP-2002 01:24:25	Straylight	54.500	148	Alp Tuc	2.8780	4100.0	109	2977	No
22	GOM_NL__2PRFIN20020925_012740_000000592009_00418_02977_3106.N1	25-SEP-2002 01:27:40	Straylight	59.000	84	Alp Phe	2.3970	4500.0	118	2977	No
23	GOM_NL__2PRFIN20020925_013231_000000512009_00418_02977_3107.N1	25-SEP-2002 01:32:31	Straylight	50.500	18	24Alp PsA	1.1660	9700.0	101	2977	No
24	GOM_NL__2PRFIN20020925_013449_000000602009_00418_02977_3108.N1	25-SEP-2002 01:34:49	Twilight	60.000	52	16Bet Cet	2.0370	4500.0	120	2977	No
25	GOM_NL__2PRFIN20020925_013702_000000472009_00418_02977_3109.N1	25-SEP-2002 01:37:02	Twilight	46.500	142	49Del Cap	2.8500	8900.0	93	2977	No
26	GOM_NL__2PRFIN20020925_014111_000000452009_00418_02977_3110.N1	25-SEP-2002 01:41:11	Bright	44.500	162	34Alp Aqr	2.9440	5350.0	89	2977	No
27	GOM_NL__2PRFIN20020925_014512_000000452009_00418_02977_3111.N1	25-SEP-2002 01:45:12	Bright	45.000	90	54Alp Peg	2.4870	11000.	90	2977	No
28	GOM_NL__2PRFIN20020925_014855_000000452009_00418_02977_3112.N1	25-SEP-2002 01:48:55	Bright	44.500	93	53Bet Peg	2.5200	3100.0	89	2977	No
29	GOM_NL__2PRFIN20020925_015456_000000472009_00418_02977_3113.N1	25-SEP-2002 01:54:56	Bright	47.000	19	50Alp Cyg	1.2460	10500.	94	2977	No
30	GOM_NL__2PRFIN20020925_015850_000000422009_00418_02977_3114.N1	25-SEP-2002 01:58:50	Bright	41.500	89	5Alp Cep	2.4510	8000.0	83	2977	No
31	GOM_NL__2PRFIN20020925_020102_000000482009_00418_02977_3115.N1	25-SEP-2002 02:01:02	Bright	48.000	110	37Del Cas	2.6780	8900.0	96	2977	No
32	GOM_NL__2PRFIN20020925_020615_000000442009_00418_02977_3116.N1	25-SEP-2002 02:06:15	Bright	44.000	49	1Alp UMi	1.9900	6300.0	88	2977	No
33	GOM_NL__2PRFIN20020925_020753_000000452009_00418_02977_3117.N1	25-SEP-2002 02:07:53	Bright	45.000	60	7Bet UMi	2.0810	3950.0	90	2977	No
34	GOM_NL__2PRFIN20020925_021359_000000462009_00418_02977_3118.N1	25-SEP-2002 02:13:59	Bright	45.500	36	50Alp UMa	1.8000	6300.0	91	2977	No
35	GOM_NL__2PRFIN20020925_021528_000000432009_00418_02977_8896.N1	25-SEP-2002 02:15:28	Dark	42.500	82	48Bet UMa	2.3650	10600.	85	2977	Yes
36	GOM_NL__2PRFIN20020925_021738_000000722009_00418_02977_8897.N1	25-SEP-2002 02:17:38	Bright	72.000	42	34Bet Aur	1.9000	10200.	144	2977	No
37	GOM_NL__2PRFIN20020925_022137_000000882009_00418_02977_8898.N1	25-SEP-2002 02:21:37	Bright	87.500	107	37The Aur	2.6490	11000.	175	2977	No
38	GOM_NL__2PRFIN20020925_022435_000002552009_00418_02977_8899.N1	25-SEP-2002 02:24:35	Twilight	255.00	114	3lot Aur	2.6930	4600.0	510	2977	No
39	GOM_NL__2PRFIN20020925_023023_000001262009_00418_02977_8900.N1	25-SEP-2002 02:30:23	Straylight	126.00	151	13Mu Gem	2.8900	3000.0	252	2977	No
40	GOM_NL__2PRFIN20020925_023349_000000822009_00418_02977_8901.N1	25-SEP-2002 02:33:49	Dark	82.000	8	10Alp CMi	0.40000	6500.0	164	2977	No
41	GOM_NL__2PRFIN20020925_024413_000000812009_00418_02977_8902.N1	25-SEP-2002 02:44:13	Dark	81.000	1	9Alp CMa	-1.4400	11000.	162	2977	No
42	GOM_NL__2PRFIN20020925_024638_000000472009_00418_02977_8903.N1	25-SEP-2002 02:46:38	Dark	46.500	34	Gam2Vel	1.7930	23000.	93	2977	No

43	GOM_NL__2PRFIN20020925_024821_000000462009_00418_02977_8904.N1	25-SEP-2002 02:48:21	Dark	45.500	71	lot Car	2.2460	7700.0	91	2977	No
44	GOM_NL__2PRFIN20020925_025128_000000572009_00419_02978_3102.N1	25-SEP-2002 02:51:28	Dark	57.000	2	Alp Car	-0.73600	7000.0	114	2978	No
45	GOM_NL__2PRFIN20020925_025934_000000442009_00419_02978_3103.N1	25-SEP-2002 02:59:34	Dark	43.500	135	Bet Hyi	2.8200	5800.0	87	2978	No
46	GOM_NL__2PRFIN20020925_030118_000000482009_00419_02978_3104.N1	25-SEP-2002 03:01:18	Dark	47.500	143	Alp Hyi	2.8570	7200.0	95	2978	No
47	GOM_NL__2PRFIN20020925_030245_000000532009_00419_02978_3105.N1	25-SEP-2002 03:02:45	Dark	52.500	9	Alp Eri	0.45300	24000.	105	2978	No
48	GOM_NL__2PRFIN20020925_030501_000000472009_00419_02978_3106.N1	25-SEP-2002 03:05:01	Straylight	47.000	148	Alp Tuc	2.8780	4100.0	94	2978	No
49	GOM_NL__2PRFIN20020925_030815_000000582009_00419_02978_3107.N1	25-SEP-2002 03:08:15	Straylight	58.000	84	Alp Phe	2.3970	4500.0	116	2978	No
50	GOM_NL__2PRFIN20020925_031307_000000512009_00419_02978_3108.N1	25-SEP-2002 03:13:07	Straylight	50.500	18	24Alp PsA	1.1660	9700.0	101	2978	No
51	GOM_NL__2PRFIN20020925_031524_000000612009_00419_02978_3109.N1	25-SEP-2002 03:15:24	Twi_and_stray	60.500	52	16Bet Cet	2.0370	4500.0	121	2978	No
52	GOM_NL__2PRFIN20020925_031738_000000472009_00419_02978_3110.N1	25-SEP-2002 03:17:38	Twi_and_stray	46.500	142	49Del Cap	2.8500	8900.0	93	2978	No
53	GOM_NL__2PRFIN20020925_032147_000000452009_00419_02978_3111.N1	25-SEP-2002 03:21:47	Bright	45.000	162	34Alp Aqr	2.9440	5350.0	90	2978	No
54	GOM_NL__2PRFIN20020925_032548_000000472009_00419_02978_3112.N1	25-SEP-2002 03:25:48	Bright	46.500	90	54Alp Peg	2.4870	11000.	93	2978	No
55	GOM_NL__2PRFIN20020925_032930_000000462009_00419_02978_3113.N1	25-SEP-2002 03:29:30	Bright	46.000	93	53Bet Peg	2.5200	3100.0	92	2978	No
56	GOM_NL__2PRFIN20020925_033532_000000462009_00419_02978_3114.N1	25-SEP-2002 03:35:32	Bright	45.500	19	50Alp Cyg	1.2460	10500.	91	2978	No
57	GOM_NL__2PRFIN20020925_033926_000000432009_00419_02978_3115.N1	25-SEP-2002 03:39:26	Bright	43.000	89	5Alp Cep	2.4510	8000.0	86	2978	No
58	GOM_NL__2PRFIN20020925_034137_000000522009_00419_02978_3116.N1	25-SEP-2002 03:41:37	Bright	52.000	110	37Del Cas	2.6780	8900.0	104	2978	No
59	GOM_NL__2PRFIN20020925_034650_000000432009_00419_02978_3117.N1	25-SEP-2002 03:46:50	Bright	43.000	49	1Alp UMi	1.9900	6300.0	86	2978	No
60	GOM_NL__2PRFIN20020925_034829_000000462009_00419_02978_3118.N1	25-SEP-2002 03:48:29	Bright	46.000	60	7Bet UMi	2.0810	3950.0	92	2978	No
61	GOM_NL__2PRFIN20020925_035435_000000452009_00419_02978_3119.N1	25-SEP-2002 03:54:35	Bright	45.000	36	50Alp UMa	1.8000	6300.0	90	2978	No
62	GOM_NL__2PRFIN20020925_035604_000000422009_00419_02978_3120.N1	25-SEP-2002 03:56:04	Bright	41.500	82	48Bet UMa	2.3650	10600.	83	2978	No
63	GOM_NL__2PRFIN20020925_035813_000000742009_00419_02978_3121.N1	25-SEP-2002 03:58:13	Bright	74.000	42	34Bet Aur	1.9000	10200.	148	2978	No
64	GOM_NL__2PRFIN20020925_040213_000000902009_00419_02978_3122.N1	25-SEP-2002 04:02:13	Bright	90.000	107	37The Aur	2.6490	11000.	180	2978	No
65	GOM_NL__2PRFIN20020925_040511_000002552009_00419_02978_3123.N1	25-SEP-2002 04:05:11	Twi_and_stray	255.00	114	3lot Aur	2.6930	4600.0	510	2978	No
66	GOM_NL__2PRFIN20020925_041100_000001262009_00419_02978_3124.N1	25-SEP-2002 04:11:00	Straylight	126.00	151	13Mu Gem	2.8900	3000.0	252	2978	No
67	GOM_NL__2PRFIN20020925_041425_000000792009_00419_02978_3125.N1	25-SEP-2002 04:14:25	Dark	79.000	8	10Alp CMi	0.40000	6500.0	158	2978	No
68	GOM_NL__2PRFIN20020925_042451_000000902009_00419_02978_3126.N1	25-SEP-2002 04:24:51	Dark	90.000	1	9Alp CMa	-1.4400	11000.	180	2978	No
69	GOM_NL__2PRFIN20020925_042714_000000462009_00419_02978_3127.N1	25-SEP-2002 04:27:14	Dark	46.000	34	Gam2Vel	1.7930	23000.	92	2978	No
70	GOM_NL__2PRFIN20020925_042857_000000422009_00419_02978_3128.N1	25-SEP-2002 04:28:57	Dark	42.000	71	lot Car	2.2460	7700.0	84	2978	No
71	GOM_NL__2PRFIN20020925_061242_000000542009_00421_02980_3102.N1	25-SEP-2002 06:12:42	Dark	53.500	2	Alp Car	-0.73600	7000.0	107	2980	No
72	GOM_NL__2PRFIN20020925_062046_000000452009_00421_02980_3103.N1	25-SEP-2002 06:20:46	Dark	45.000	135	Bet Hyi	2.8200	5800.0	90	2980	No
73	GOM_NL__2PRFIN20020925_062231_000000472009_00421_02980_3104.N1	25-SEP-2002 06:22:31	Dark	47.000	143	Alp Hyi	2.8570	7200.0	94	2980	No
74	GOM_NL__2PRFIN20020925_062357_000000602009_00421_02980_3105.N1	25-SEP-2002 06:23:57	Dark	60.000	9	Alp Eri	0.45300	24000.	120	2980	No
75	GOM_NL__2PRFIN20020925_063000_000000472009_00421_02980_3106.N1	25-SEP-2002 06:30:00	Straylight	46.500	31	Alp Gru	1.7340	15200.	93	2980	No
76	GOM_NL__2PRFIN20020925_063419_000000502009_00421_02980_3107.N1	25-SEP-2002 06:34:19	Straylight	49.500	18	24Alp PsA	1.1660	9700.0	99	2980	No
77	GOM_NL__2PRFIN20020925_063637_000000612009_00421_02980_3108.N1	25-SEP-2002 06:36:37	Twi_and_stray	60.500	52	16Bet Cet	2.0370	4500.0	121	2980	No
78	GOM_NL__2PRFIN20020925_063850_000000482009_00421_02980_3109.N1	25-SEP-2002 06:38:50	Twi_and_stray	47.500	142	49Del Cap	2.8500	8900.0	95	2980	No
79	GOM_NL__2PRFIN20020925_064259_000000452009_00421_02980_3110.N1	25-SEP-2002 06:42:59	Bright	44.500	162	34Alp Aqr	2.9440	5350.0	89	2980	No
80	GOM_NL__2PRFIN20020925_064700_000000452009_00421_02980_3111.N1	25-SEP-2002 06:47:00	Bright	45.000	90	54Alp Peg	2.4870	11000.	90	2980	No
81	GOM_NL__2PRFIN20020925_065042_000000472009_00421_02980_3112.N1	25-SEP-2002 06:50:42	Bright	46.500	93	53Bet Peg	2.5200	3100.0	93	2980	No
82	GOM_NL__2PRFIN20020925_065644_000000452009_00421_02980_3113.N1	25-SEP-2002 06:56:44	Bright	45.000	19	50Alp Cyg	1.2460	10500.	90	2980	No
83	GOM_NL__2PRFIN20020925_070039_000000442009_00421_02980_3114.N1	25-SEP-2002 07:00:39	Bright	43.500	89	5Alp Cep	2.4510	8000.0	87	2980	No
84	GOM_NL__2PRFIN20020925_070248_000000522009_00421_02980_3115.N1	25-SEP-2002 07:02:48	Bright	51.500	110	37Del Cas	2.6780	8900.0	103	2980	No
85	GOM_NL__2PRFIN20020925_070803_000000442009_00421_02980_3116.N1	25-SEP-2002 07:08:03	Bright	44.000	49	1Alp UMi	1.9900	6300.0	88	2980	No
86	GOM_NL__2PRFIN20020925_070942_000000462009_00421_02980_3117.N1	25-SEP-2002 07:09:42	Bright	45.500	60	7Bet UMi	2.0810	3950.0	91	2980	No
87	GOM_NL__2PRFIN20020925_071548_000000432009_00421_02980_3118.N1	25-SEP-2002 07:15:48	Bright	42.500	36	50Alp UMa	1.8000	6300.0	85	2980	No
88	GOM_NL__2PRFIN20020925_071717_000000432009_00421_02980_3119.N1	25-SEP-2002 07:17:17	Bright	42.500	82	48Bet UMa	2.3650	10600.	85	2980	No
89	GOM_NL__2PRFIN20020925_071924_000000772009_00421_02980_3120.N1	25-SEP-2002 07:19:24	Bright	76.500	42	34Bet Aur	1.9000	10200.	153	2980	No
90	GOM_NL__2PRFIN20020925_072324_000000922009_00421_02980_3121.N1	25-SEP-2002 07:23:24	Bright	91.500	107	37The Aur	2.6490	11000.	183	2980	No
91	GOM_NL__2PRFIN20020925_072624_000002552009_00421_02980_3122.N1	25-SEP-2002 07:26:24	Twi_and_stray	255.00	114	3lot Aur	2.6930	4600.0	510	2980	No
92	GOM_NL__2PRFIN20020925_073443_000001152009_00421_02980_3123.N1	25-SEP-2002 07:34:43	Straylight	115.00	44	24Gam Gem	1.9280	11000.	230	2980	No
93	GOM_NL__2PRFIN20020925_074257_000000552009_00421_02980_3124.N1	25-SEP-2002 07:42:57	Dark	55.000	132	15Rho Pup	2.8030	6900.0	110	2980	No
94	GOM_NL__2PRFIN20020925_074606_000000912009_00421_02980_3125.N1	25-SEP-2002 07:46:06	Dark	91.000	1	9Alp CMa	-1.4400	11000.	182	2980	No
95	GOM_NL__2PRFIN20020925_074827_000000482009_00421_02980_3126.N1	25-SEP-2002 07:48:27	Dark	47.500	34	Gam2Vel	1.7930	23000.	95	2980	No
96	GOM_NL__2PRFIN20020925_075100_000000582009_00421_02980_3127.N1	25-SEP-2002 07:51:00	Dark	58.000	41	Eps Car	1.8600	4100.0	116	2980	No
97	GOM_NL__2PRFIN20020925_075318_000000562009_00422_02981_3102.N1	25-SEP-2002 07:53:18	Dark	55.500	2	Alp Car	-0.73600	7000.0	111	2981	No
98	GOM_NL__2PRFIN20020925_080122_000000442009_00422_02981_3103.N1	25-SEP-2002 08:01:22	Dark	44.000	135	Bet Hyi	2.8200	5800.0	88	2981	No
99	GOM_NL__2PRFIN20020925_080307_000000482009_00422_02981_3104.N1	25-SEP-2002 08:03:07	Dark	47.500	143	Alp Hyi	2.8570	7200.0	95	2981	No
100	GOM_NL__2PRFIN20020925_080434_000000622009_00422_02981_3105.N1	25-SEP-2002 08:04:34	Dark	62.000	9	Alp Eri	0.45300	24000.	124	2981	No
101	GOM_NL__2PRFIN20020925_081036_000000472009_00422_02981_3106.N1	25-SEP-2002 08:10:36	Straylight	46.500	31	Alp Gru	1.7340	15200.	93	2981	No

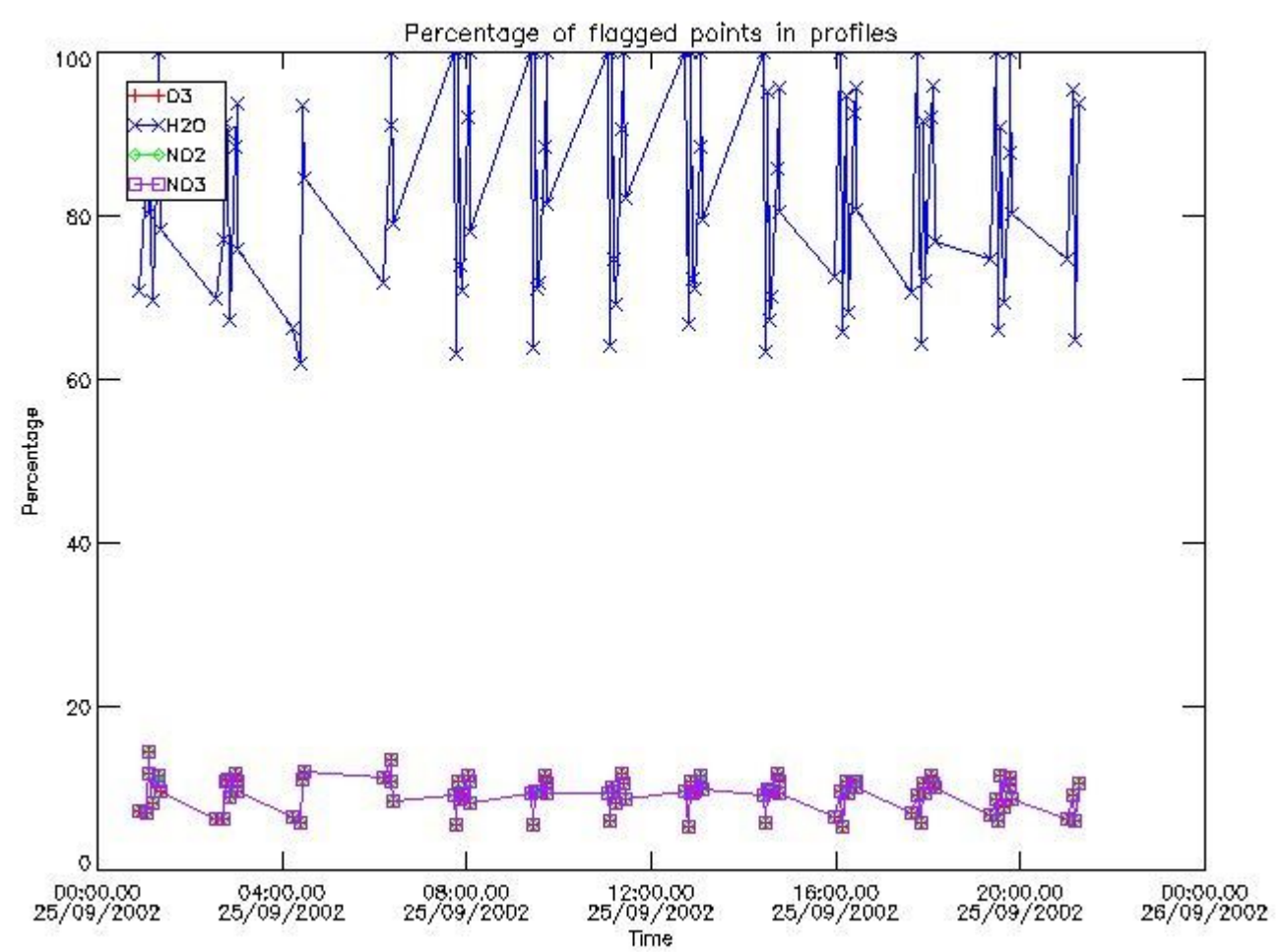
102	GOM_NL__2PRFIN20020925_081455_000000512009_00422_02981_3107.N1	25-SEP-2002 08:14:55	Straylight	50.500	18	24Alp PsA	1.1660	9700.0	101	2981	No
103	GOM_NL__2PRFIN20020925_081713_000000622009_00422_02981_3108.N1	25-SEP-2002 08:17:13	Twl_and_stray	61.500	52	16Bet Cet	2.0370	4500.0	123	2981	No
104	GOM_NL__2PRFIN20020925_081927_000000462009_00422_02981_3109.N1	25-SEP-2002 08:19:27	Twl_and_stray	46.000	142	49Del Cap	2.8500	8900.0	92	2981	No
105	GOM_NL__2PRFIN20020925_082335_000000452009_00422_02981_3110.N1	25-SEP-2002 08:23:35	Bright	44.500	162	34Alp Aqr	2.9440	5350.0	89	2981	No
106	GOM_NL__2PRFIN20020925_082735_000000452009_00422_02981_3111.N1	25-SEP-2002 08:27:35	Bright	45.000	90	54Alp Peg	2.4870	11000.	90	2981	No
107	GOM_NL__2PRFIN20020925_083118_000000482009_00422_02981_3112.N1	25-SEP-2002 08:31:18	Bright	47.500	93	53Bet Peg	2.5200	3100.0	95	2981	No
108	GOM_NL__2PRFIN20020925_083721_000000452009_00422_02981_3113.N1	25-SEP-2002 08:37:21	Bright	44.500	19	50Alp Cyg	1.2460	10500.	89	2981	No
109	GOM_NL__2PRFIN20020925_084115_000000432009_00422_02981_3114.N1	25-SEP-2002 08:41:15	Bright	43.000	89	5Alp Cep	2.4510	8000.0	86	2981	No
110	GOM_NL__2PRFIN20020925_084323_000000512009_00422_02981_3115.N1	25-SEP-2002 08:43:23	Bright	51.000	110	37Del Cas	2.6780	8900.0	102	2981	No
111	GOM_NL__2PRFIN20020925_084838_000000442009_00422_02981_3116.N1	25-SEP-2002 08:48:38	Bright	44.000	49	1Alp UMi	1.9900	6300.0	88	2981	No
112	GOM_NL__2PRFIN20020925_085018_000000442009_00422_02981_3117.N1	25-SEP-2002 08:50:18	Bright	44.000	60	7Bet UMi	2.0810	3950.0	88	2981	No
113	GOM_NL__2PRFIN20020925_085624_000000442009_00422_02981_3118.N1	25-SEP-2002 08:56:24	Bright	43.500	36	50Alp UMa	1.8000	6300.0	87	2981	No
114	GOM_NL__2PRFIN20020925_085753_000000422009_00422_02981_3119.N1	25-SEP-2002 08:57:53	Bright	42.000	82	48Bet UMa	2.3650	10600.	84	2981	No
115	GOM_NL__2PRFIN20020925_090000_000000752009_00422_02981_3120.N1	25-SEP-2002 09:00:00	Bright	74.500	42	34Bet Aur	1.9000	10200.	149	2981	No
116	GOM_NL__2PRFIN20020925_090400_000000902009_00422_02981_3121.N1	25-SEP-2002 09:04:00	Bright	89.500	107	37The Aur	2.6490	11000.	179	2981	No
117	GOM_NL__2PRFIN20020925_090700_000002552009_00422_02981_3122.N1	25-SEP-2002 09:07:00	Twl_and_stray	255.00	114	3lot Aur	2.6930	4600.0	510	2981	No
118	GOM_NL__2PRFIN20020925_091520_000001062009_00422_02981_3123.N1	25-SEP-2002 09:15:20	Straylight	106.00	44	24Gam Gem	1.9280	11000.	212	2981	No
119	GOM_NL__2PRFIN20020925_092333_000000542009_00422_02981_3124.N1	25-SEP-2002 09:23:33	Dark	54.000	132	15Rho Pup	2.8030	6900.0	108	2981	No
120	GOM_NL__2PRFIN20020925_092643_000000932009_00422_02981_3125.N1	25-SEP-2002 09:26:43	Dark	93.000	1	9Alp CMa	-1.4400	11000.	186	2981	No
121	GOM_NL__2PRFIN20020925_092904_000000532009_00422_02981_3126.N1	25-SEP-2002 09:29:04	Dark	53.000	34	Gam2Vel	1.7930	23000.	106	2981	No
122	GOM_NL__2PRFIN20020925_093136_000000532009_00422_02981_3127.N1	25-SEP-2002 09:31:36	Dark	52.500	41	Eps Car	1.8600	4100.0	105	2981	No
123	GOM_NL__2PRFIN20020925_093355_000000542009_00423_02982_3102.N1	25-SEP-2002 09:33:55	Dark	53.500	2	Alp Car	-0.73600	7000.0	107	2982	No
124	GOM_NL__2PRFIN20020925_094158_000000442009_00423_02982_3103.N1	25-SEP-2002 09:41:58	Dark	44.000	135	Bet Hyi	2.8200	5800.0	88	2982	No
125	GOM_NL__2PRFIN20020925_094343_000000482009_00423_02982_3104.N1	25-SEP-2002 09:43:43	Dark	48.000	143	Alp Hyi	2.8570	7200.0	96	2982	No
126	GOM_NL__2PRFIN20020925_094510_000000542009_00423_02982_3105.N1	25-SEP-2002 09:45:10	Dark	54.000	9	Alp Eri	0.45300	24000.	108	2982	No
127	GOM_NL__2PRFIN20020925_095112_000000462009_00423_02982_3106.N1	25-SEP-2002 09:51:12	Straylight	45.500	31	Alp Gru	1.7340	15200.	91	2982	No
128	GOM_NL__2PRFIN20020925_095532_000000522009_00423_02982_3107.N1	25-SEP-2002 09:55:32	Straylight	51.500	18	24Alp PsA	1.1660	9700.0	103	2982	No
129	GOM_NL__2PRFIN20020925_095749_000000622009_00423_02982_3108.N1	25-SEP-2002 09:57:49	Twl_and_stray	61.500	52	16Bet Cet	2.0370	4500.0	123	2982	No
130	GOM_NL__2PRFIN20020925_100003_000000332009_00423_02982_3109.N1	25-SEP-2002 10:00:03	Twl_and_stray	33.000	142	49Del Cap	2.8500	8900.0	66	2982	No
131	GOM_NL__2PRFIN20020925_100812_000000462009_00423_02982_3110.N1	25-SEP-2002 10:08:12	Bright	45.500	90	54Alp Peg	2.4870	11000.	91	2982	No
132	GOM_NL__2PRFIN20020925_101154_000000452009_00423_02982_3111.N1	25-SEP-2002 10:11:54	Bright	44.500	93	53Bet Peg	2.5200	3100.0	89	2982	No
133	GOM_NL__2PRFIN20020925_101757_000000462009_00423_02982_3112.N1	25-SEP-2002 10:17:57	Bright	45.500	19	50Alp Cyg	1.2460	10500.	91	2982	No
134	GOM_NL__2PRFIN20020925_102151_000000432009_00423_02982_3113.N1	25-SEP-2002 10:21:51	Bright	42.500	89	5Alp Cep	2.4510	8000.0	85	2982	No
135	GOM_NL__2PRFIN20020925_102359_000000522009_00423_02982_3114.N1	25-SEP-2002 10:23:59	Bright	51.500	110	37Del Cas	2.6780	8900.0	103	2982	No
136	GOM_NL__2PRFIN20020925_102914_000000442009_00423_02982_3115.N1	25-SEP-2002 10:29:14	Bright	44.000	49	1Alp UMi	1.9900	6300.0	88	2982	No
137	GOM_NL__2PRFIN20020925_103054_000000452009_00423_02982_3116.N1	25-SEP-2002 10:30:54	Bright	44.500	60	7Bet UMi	2.0810	3950.0	89	2982	No
138	GOM_NL__2PRFIN20020925_103700_000000442009_00423_02982_3117.N1	25-SEP-2002 10:37:00	Bright	44.000	36	50Alp UMa	1.8000	6300.0	88	2982	No
139	GOM_NL__2PRFIN20020925_103829_000000402009_00423_02982_3118.N1	25-SEP-2002 10:38:29	Bright	40.000	82	48Bet UMa	2.3650	10600.	80	2982	No
140	GOM_NL__2PRFIN20020925_104035_000000772009_00423_02982_3119.N1	25-SEP-2002 10:40:35	Bright	77.000	42	34Bet Aur	1.9000	10200.	154	2982	No
141	GOM_NL__2PRFIN20020925_104435_000000912009_00423_02982_3120.N1	25-SEP-2002 10:44:35	Bright	91.000	107	37The Aur	2.6490	11000.	182	2982	No
142	GOM_NL__2PRFIN20020925_104736_000002552009_00423_02982_3121.N1	25-SEP-2002 10:47:36	Twl_and_stray	255.00	114	3lot Aur	2.6930	4600.0	510	2982	No
143	GOM_NL__2PRFIN20020925_105558_000001112009_00423_02982_3122.N1	25-SEP-2002 10:55:58	Straylight	111.00	44	24Gam Gem	1.9280	11000.	222	2982	No
144	GOM_NL__2PRFIN20020925_110410_000000552009_00423_02982_3123.N1	25-SEP-2002 11:04:10	Dark	54.500	132	15Rho Pup	2.8030	6900.0	109	2982	No
145	GOM_NL__2PRFIN20020925_110721_000000872009_00423_02982_3124.N1	25-SEP-2002 11:07:21	Dark	86.500	1	9Alp CMa	-1.4400	11000.	173	2982	No
146	GOM_NL__2PRFIN20020925_110940_000000512009_00423_02982_3125.N1	25-SEP-2002 11:09:40	Dark	50.500	34	Gam2Vel	1.7930	23000.	101	2982	No
147	GOM_NL__2PRFIN20020925_111213_000000582009_00423_02982_3126.N1	25-SEP-2002 11:12:13	Dark	57.500	41	Eps Car	1.8600	4100.0	115	2982	No
148	GOM_NL__2PRFIN20020925_111431_000000622009_00424_02983_3103.N1	25-SEP-2002 11:14:31	Dark	62.000	2	Alp Car	-0.73600	7000.0	124	2983	No
149	GOM_NL__2PRFIN20020925_112234_000000442009_00424_02983_3104.N1	25-SEP-2002 11:22:34	Dark	43.500	135	Bet Hyi	2.8200	5800.0	87	2983	No
150	GOM_NL__2PRFIN20020925_112419_000000482009_00424_02983_3105.N1	25-SEP-2002 11:24:19	Dark	48.000	143	Alp Hyi	2.8570	7200.0	96	2983	No
151	GOM_NL__2PRFIN20020925_112547_000000592009_00424_02983_3106.N1	25-SEP-2002 11:25:47	Dark	59.000	9	Alp Eri	0.45300	24000.	118	2983	No
152	GOM_NL__2PRFIN20020925_113148_000000452009_00424_02983_3107.N1	25-SEP-2002 11:31:48	Straylight	44.500	31	Alp Gru	1.7340	15200.	89	2983	No
153	GOM_NL__2PRFIN20020925_113608_000000492009_00424_02983_3108.N1	25-SEP-2002 11:36:08	Straylight	49.000	18	24Alp PsA	1.1660	9700.0	98	2983	No
154	GOM_NL__2PRFIN20020925_113826_000000652009_00424_02983_3109.N1	25-SEP-2002 11:38:26	Twl_and_stray	65.000	52	16Bet Cet	2.0370	4500.0	130	2983	No
155	GOM_NL__2PRFIN20020925_114039_000000472009_00424_02983_3110.N1	25-SEP-2002 11:40:39	Twl_and_stray	46.500	142	49Del Cap	2.8500	8900.0	93	2983	No
156	GOM_NL__2PRFIN20020925_114448_000000452009_00424_02983_3111.N1	25-SEP-2002 11:44:48	Bright	45.000	162	34Alp Aqr	2.9440	5350.0	90	2983	No
157	GOM_NL__2PRFIN20020925_114848_000000462009_00424_02983_3112.N1	25-SEP-2002 11:48:48	Bright	45.500	90	54Alp Peg	2.4870	11000.	91	2983	No
158	GOM_NL__2PRFIN20020925_115230_000000452009_00424_02983_3113.N1	25-SEP-2002 11:52:30	Bright	44.500	93	53Bet Peg	2.5200	3100.0	89	2983	No
159	GOM_NL__2PRFIN20020925_115833_000000462009_00424_02983_3114.N1	25-SEP-2002 11:58:33	Bright	46.000	19	50Alp Cyg	1.2460	10500.	92	2983	No
160	GOM_NL__2PRFIN20020925_120227_000000432009_00424_02983_3115.N1	25-SEP-2002 12:02:27	Bright	43.000	89	5Alp Cep	2.4510	8000.0	86	2983	No

279	GOM_NL__2PRFIN20020925_195433_000000512009_00429_02988_3125.N1	25-SEP-2002 19:54:33	Straylight	51.000	63	Bet Gru	2.1500	2800.0	102	2988	No
280	GOM_NL__2PRFIN20020925_195908_000000512009_00429_02988_3126.N1	25-SEP-2002 19:59:08	Straylight	50.500	18	24Alp PsA	1.1660	9700.0	101	2988	No
281	GOM_NL__2PRFIN20020925_200125_000000632009_00429_02988_3127.N1	25-SEP-2002 20:01:25	Twl_and_stray	63.000	52	16Bet Cet	2.0370	4500.0	126	2988	No
282	GOM_NL__2PRFIN20020925_200748_000000442009_00429_02988_3128.N1	25-SEP-2002 20:07:48	Bright	43.500	162	34Alp Aqr	2.9440	5350.0	87	2988	No
283	GOM_NL__2PRFIN20020925_201146_000000462009_00429_02988_3129.N1	25-SEP-2002 20:11:46	Bright	46.000	90	54Alp Peg	2.4870	11000.	92	2988	No
284	GOM_NL__2PRFIN20020925_201528_000000472009_00429_02988_3130.N1	25-SEP-2002 20:15:28	Bright	47.000	93	53Bet Peg	2.5200	3100.0	94	2988	No
285	GOM_NL__2PRFIN20020925_202135_000000462009_00429_02988_3131.N1	25-SEP-2002 20:21:35	Bright	45.500	19	50Alp Cyg	1.2460	10500.	91	2988	No
286	GOM_NL__2PRFIN20020925_202526_000000452009_00429_02988_3132.N1	25-SEP-2002 20:25:26	Bright	44.500	89	5Alp Cep	2.4510	8000.0	89	2988	No
287	GOM_NL__2PRFIN20020925_202729_000000532009_00429_02988_3133.N1	25-SEP-2002 20:27:29	Bright	53.000	110	37Del Cas	2.6780	8900.0	106	2988	No
288	GOM_NL__2PRFIN20020925_203250_000000432009_00429_02988_3134.N1	25-SEP-2002 20:32:50	Bright	42.500	49	1Alp UMi	1.9900	6300.0	85	2988	No
289	GOM_NL__2PRFIN20020925_203431_000000442009_00429_02988_3135.N1	25-SEP-2002 20:34:31	Bright	44.000	60	7Bet UMi	2.0810	3950.0	88	2988	No
290	GOM_NL__2PRFIN20020925_204035_000000442009_00429_02988_3136.N1	25-SEP-2002 20:40:35	Bright	43.500	36	50Alp UMa	1.8000	6300.0	87	2988	No
291	GOM_NL__2PRFIN20020925_204205_000000432009_00429_02988_3137.N1	25-SEP-2002 20:42:05	Bright	43.000	82	48Bet UMa	2.3650	10600.	86	2988	No
292	GOM_NL__2PRFIN20020925_204407_000000772009_00429_02988_3138.N1	25-SEP-2002 20:44:07	Bright	76.500	42	34Bet Aur	1.9000	10200.	153	2988	No
293	GOM_NL__2PRFIN20020925_204810_000000942009_00429_02988_3139.N1	25-SEP-2002 20:48:10	Bright	93.500	107	37The Aur	2.6490	11000.	187	2988	No
294	GOM_NL__2PRFIN20020925_205112_000002552009_00429_02988_3140.N1	25-SEP-2002 20:51:12	Twl_and_stray	255.00	114	3lot Aur	2.6930	4600.0	510	2988	No
295	GOM_NL__2PRFIN20020925_205711_000001542009_00429_02988_3141.N1	25-SEP-2002 20:57:11	Straylight	153.50	151	13Mu Gem	2.8900	3000.0	307	2988	No
296	GOM_NL__2PRFIN20020925_210031_000000822009_00429_02988_3142.N1	25-SEP-2002 21:00:31	Dark	81.500	8	10Alp CMi	0.40000	6500.0	163	2988	No
297	GOM_NL__2PRFIN20020925_210748_000000562009_00429_02988_3143.N1	25-SEP-2002 21:07:48	Dark	56.000	132	15Rho Pup	2.8030	6900.0	112	2988	No
298	GOM_NL__2PRFIN20020925_211105_000000932009_00429_02988_3144.N1	25-SEP-2002 21:11:05	Dark	92.500	1	9Alp CMa	-1.4400	11000.	185	2988	No
299	GOM_NL__2PRFIN20020925_211458_000000482009_00429_02988_3145.N1	25-SEP-2002 21:14:58	Dark	48.000	71	lot Car	2.2460	7700.0	96	2988	No

3. Quality information per product

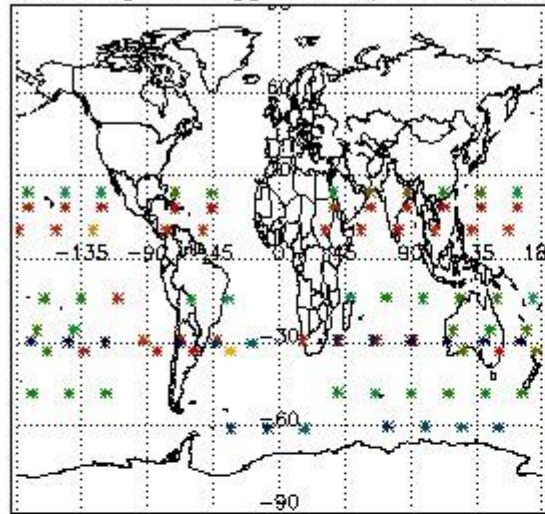
In this section it is plotted some information contained in the Quality Summary data set of the level 2 products. Only products in dark limb conditions and without errors (error flag in the MPH set to "0") are used.

3.1 Plot quality information per product (time dependant)

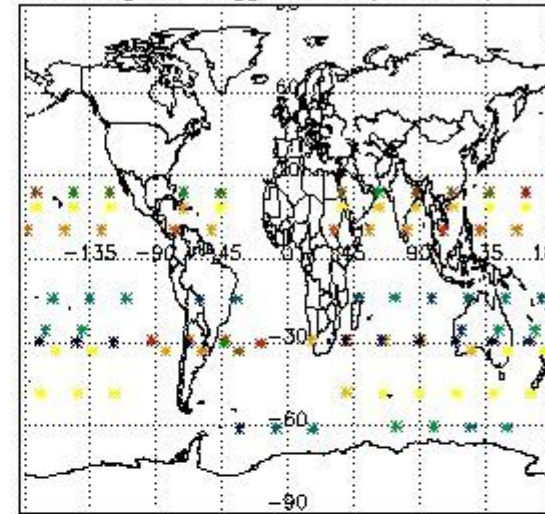


3.2 Plot quality information per product (world map)

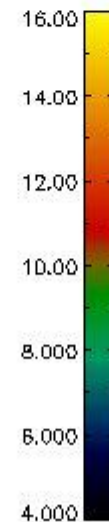
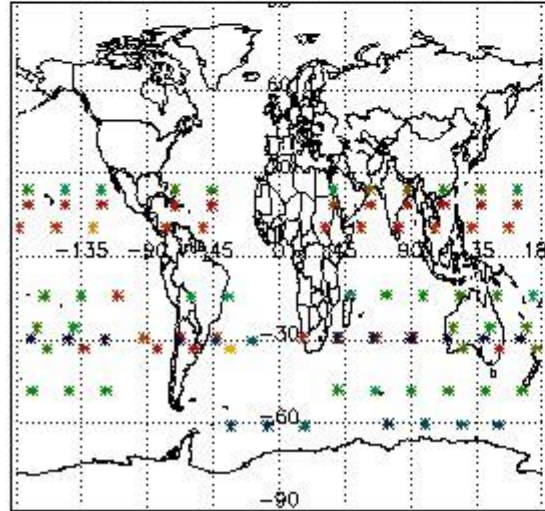
Percentage of flagged data per O3 profile



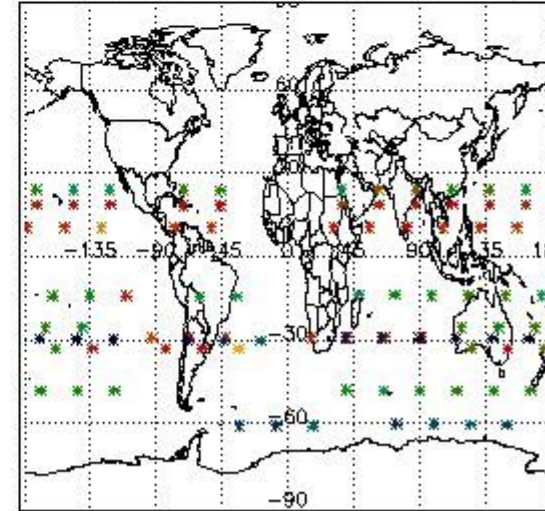
Percentage of flagged data per H2O profile



Percentage of flagged data per NO2 profile



Percentage of flagged data per NO3 profile

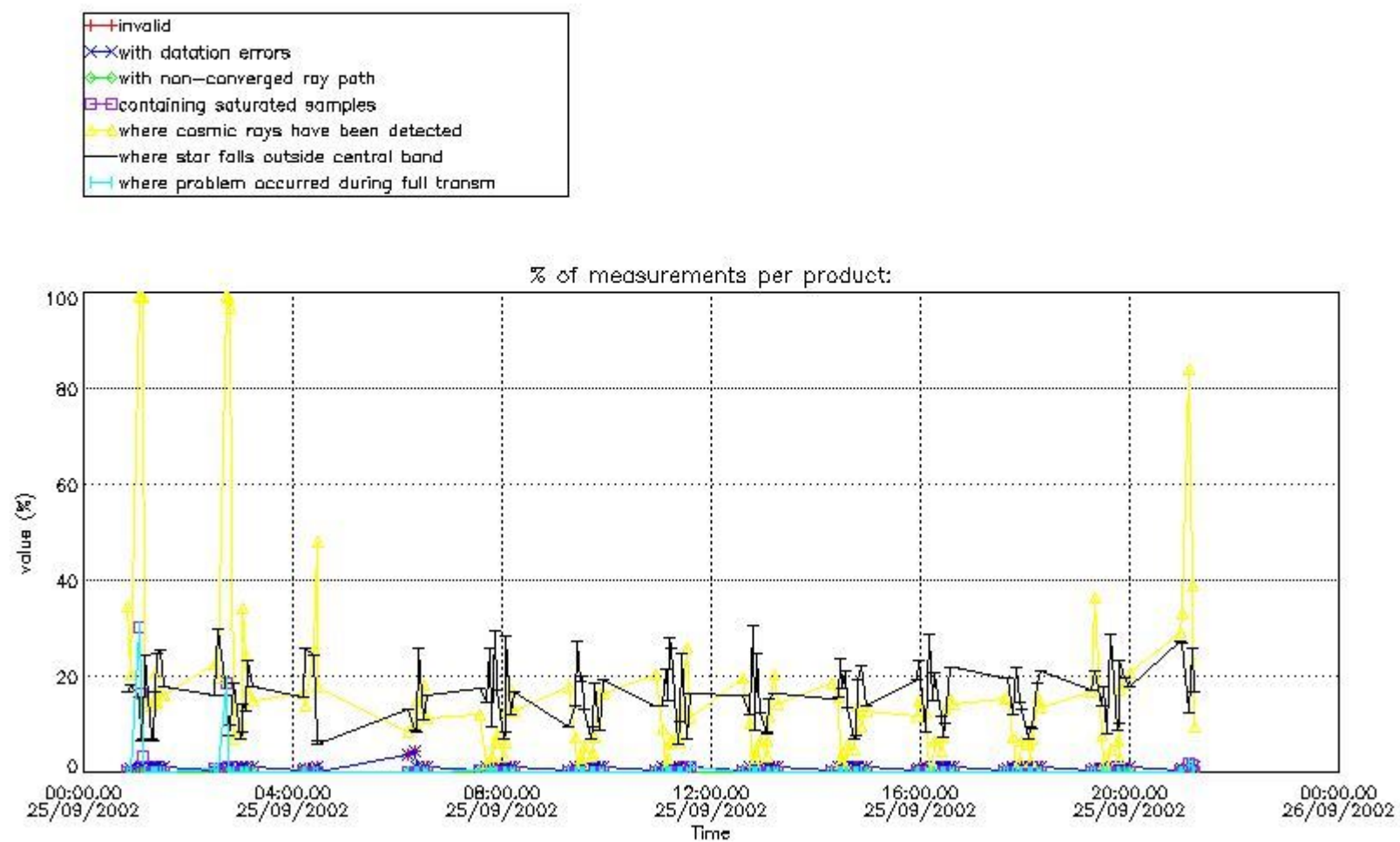


4. Level 1 quality information per product

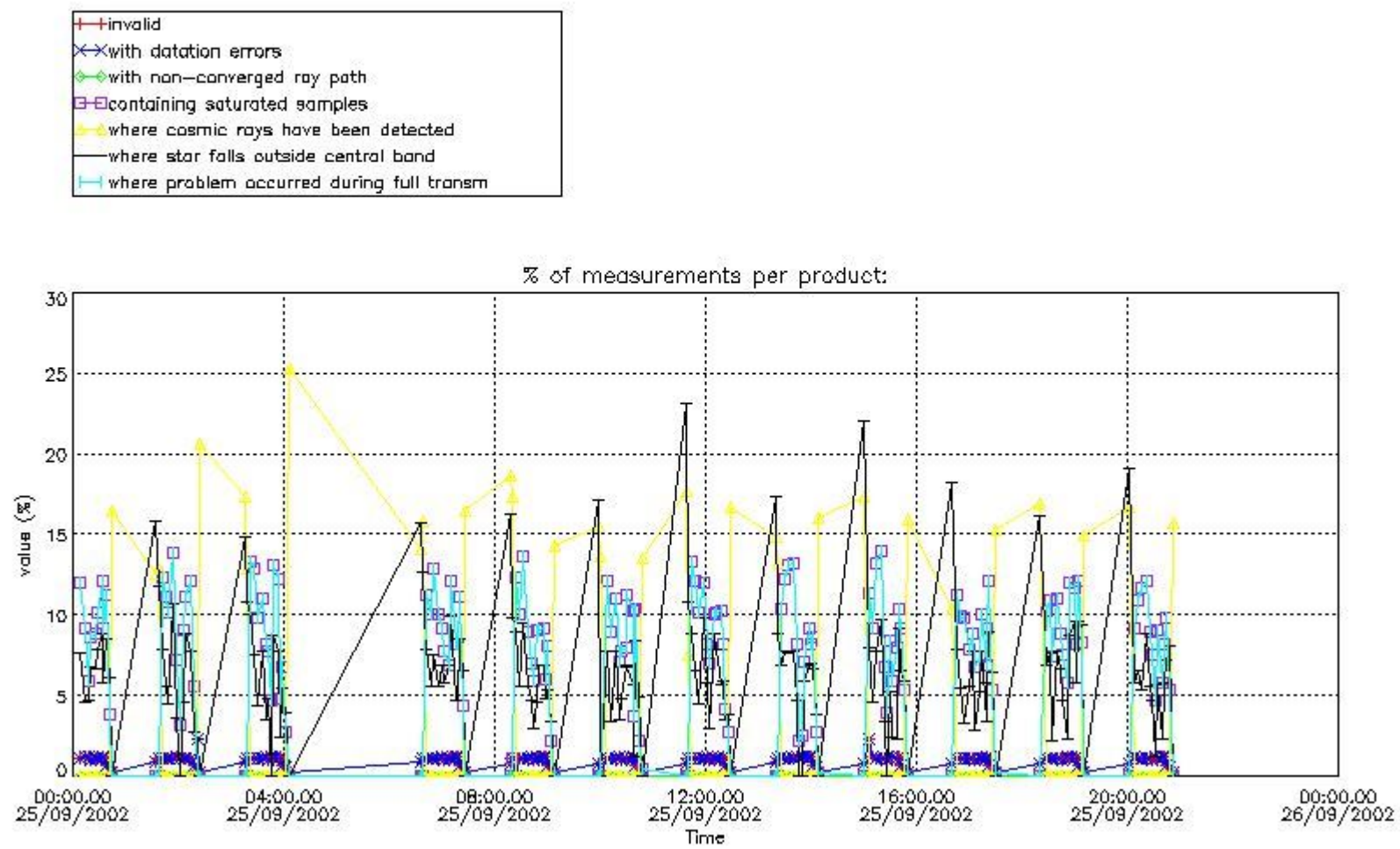
In this section it is plotted some information contained in the Quality Summary data set of the level 2 products that comes from the level 1b processing. Products without errors (error flag in the MPH set to "0") are used.

4.1 Plot quality information per product (time dependant) coming from level 1b processing

4.1.1 Plot level 1 quality information per product (time dependant): ENVISAT ASCENDING passes

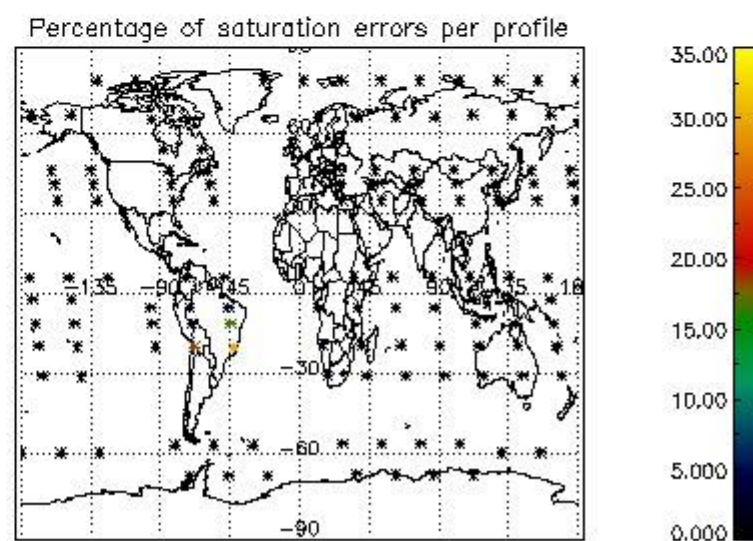
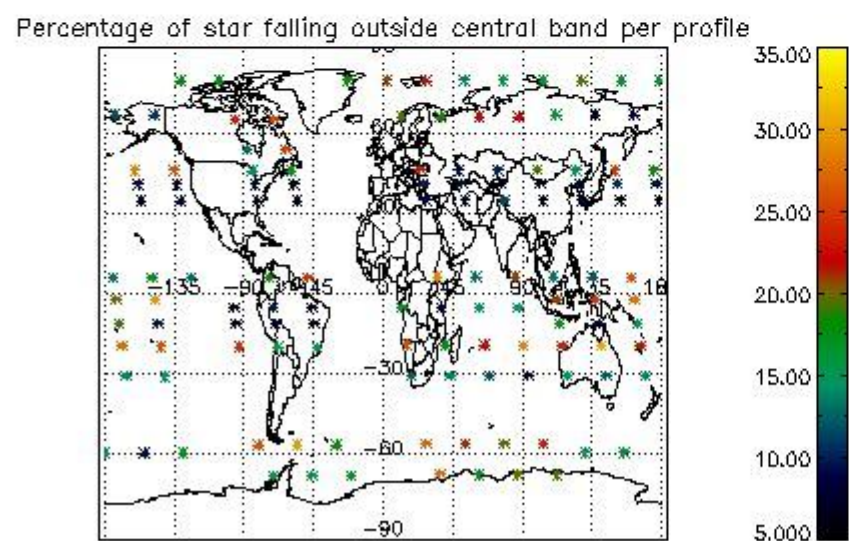
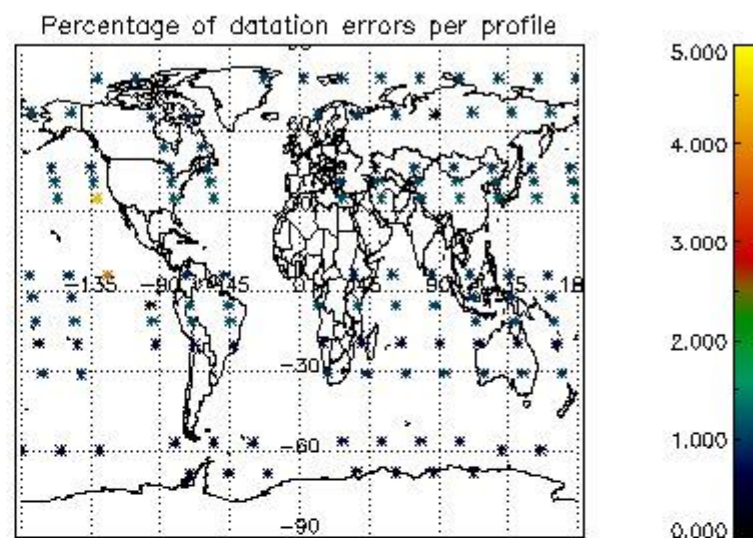
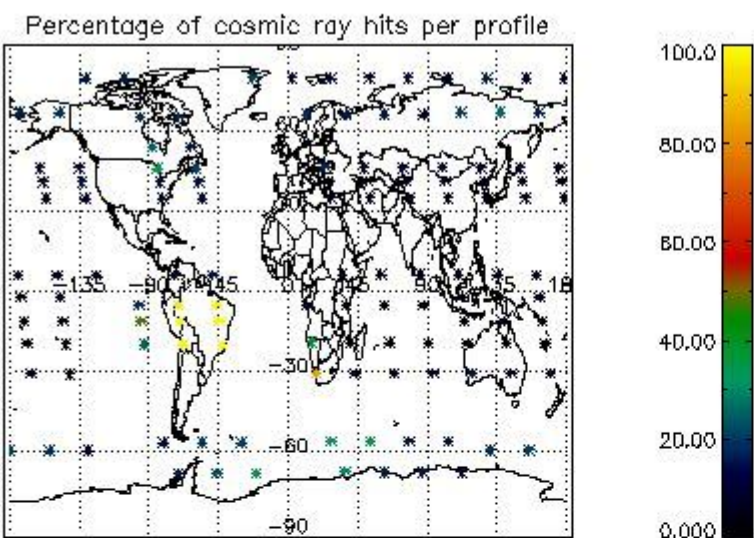


4.1.2 Plot level 1 quality information per product (time dependant): ENVI SAT DESCENDING passes

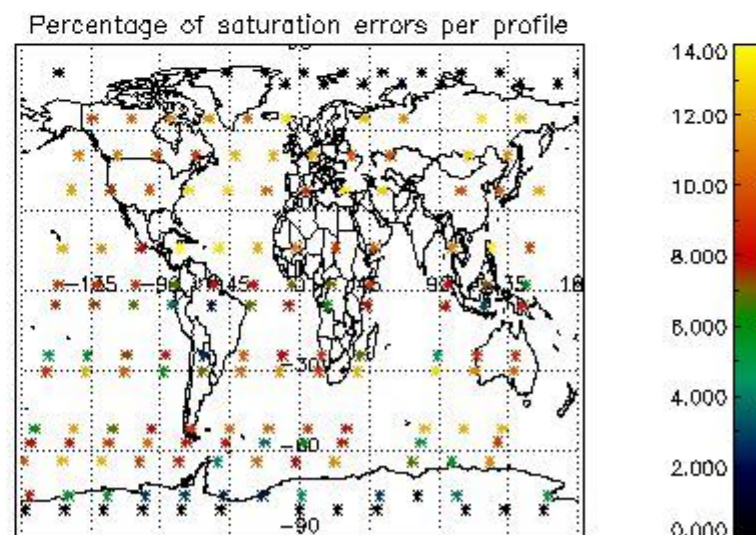
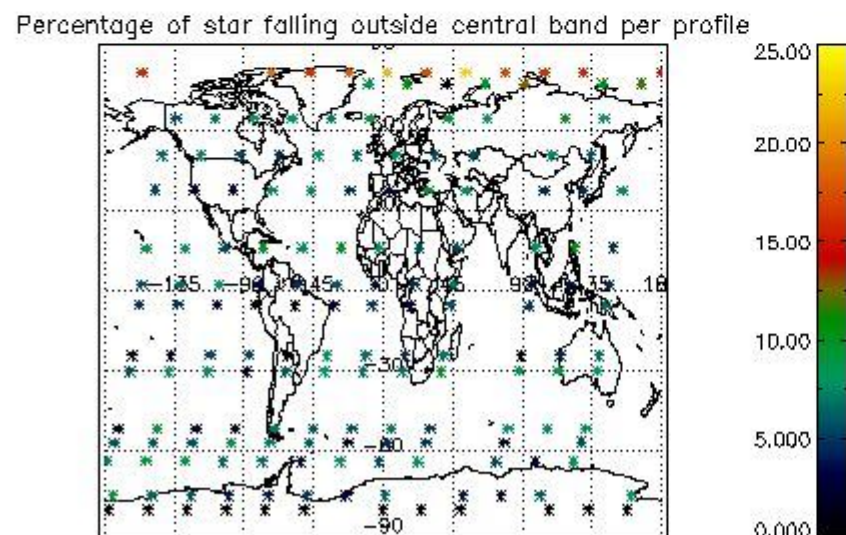
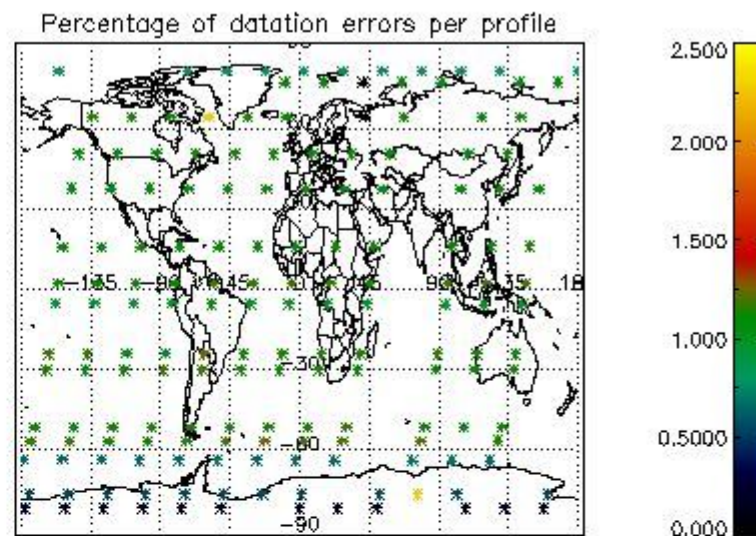
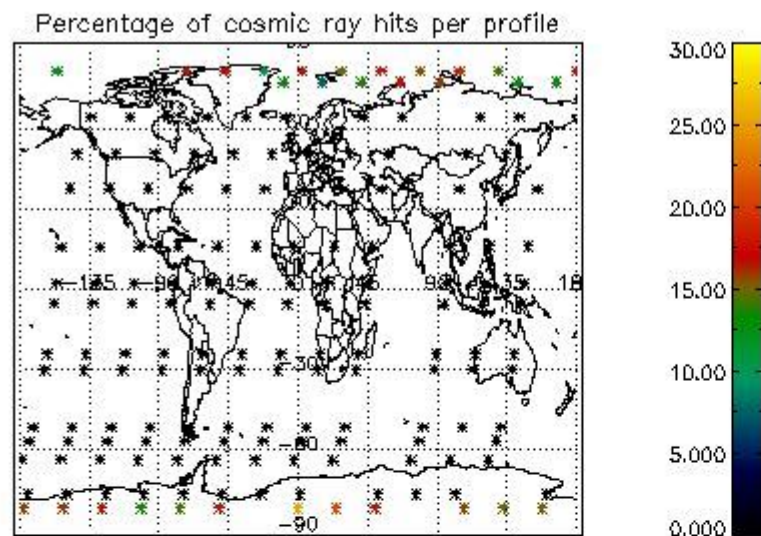


4.2 Plot quality information per product coming from level 1b processing (world map)

4.2.1 Plot level 1 quality information per product (world map): ENVISAT ASCENDING passes



4.2.2 Plot level 1 quality information per product (world map): ENVISAT DESCENDING passes



5. Trace gas profiles

5.1 Ozone statistics based on quality of products

The final quality of the products can be "measured" using the STD (Standard Deviation) attached to every point profile. This information is written to the parameter GOM_NL__2P/NL_LOCAL_SPECIES_DENSITY/o3_std of the level 2 products. The table below shows the statistics for given STD ranges.

The statistics are given with respect to the overall valid production:

- Products without fatal errors: GOM_NL__2P/MPH/PRODUCT_ERR=0
- Valid point profile: GOM_NL__2P/NL_LOCAL_SPECIES_DENSITY/pcd(0)=0

The 'Criteria' is applied to valid points of dark limb products:

- Products in dark limb illumination condition: GOM_NL__2P/NL_SUMMARY_QUALITY/obs_ill_cond=0
- Products without fatal errors: GOM_NL__2P/MPH/PRODUCT_ERR=0
- Valid point profile: GOM_NL__2P/NL_LOCAL_SPECIES_DENSITY/pcd(0)=0

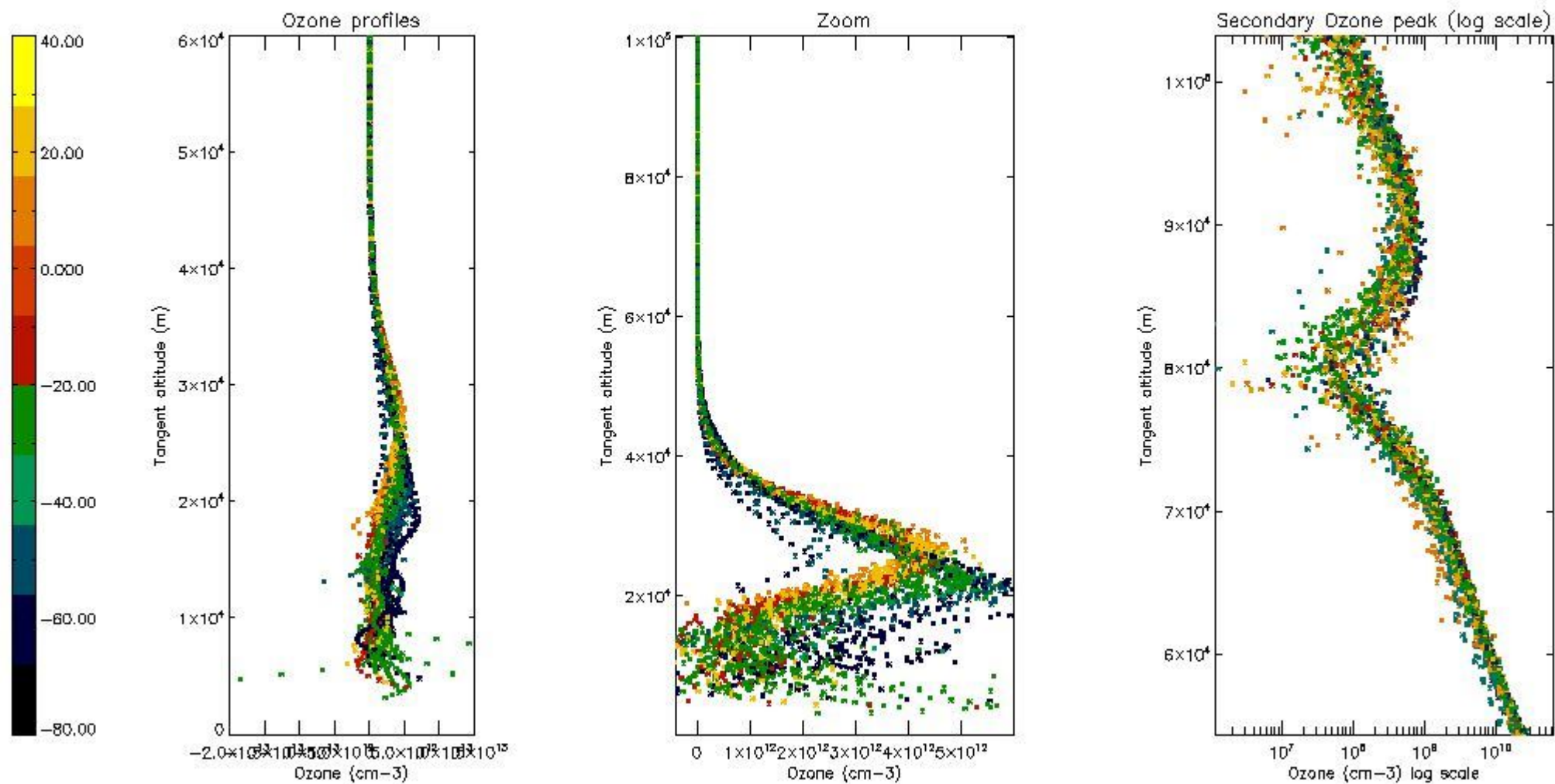
So, the table below shows the percentage of dark limb and valid observations for each criteria with respect to the overall valid daily observations.

Criteria	% of total production
All STD	28
STD < 20	16

STD < 10	14
STD < 5	10

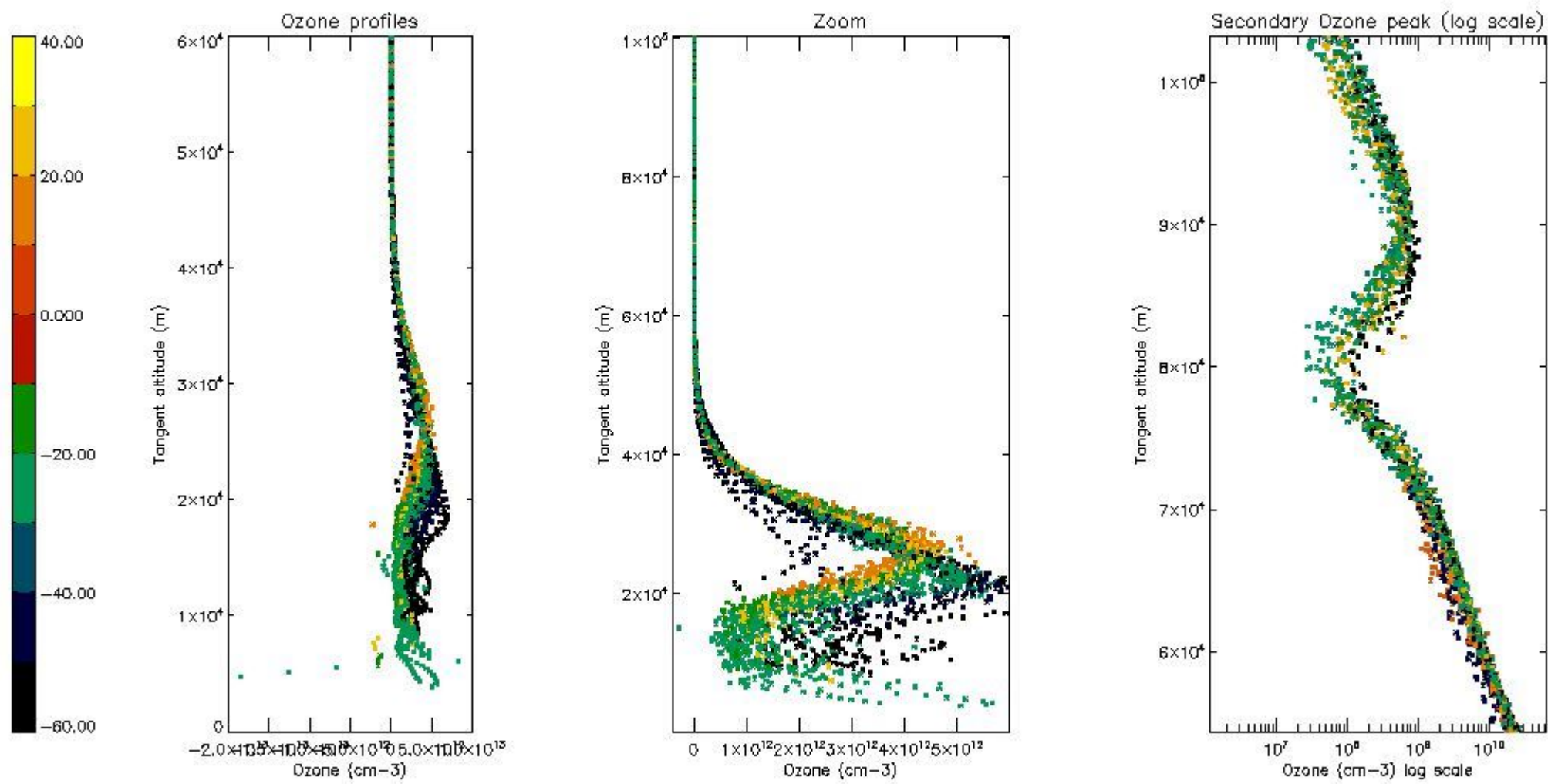
5.2 Plot ozone profiles for all STD (dark without errors)

The colorbar represents the latitude.



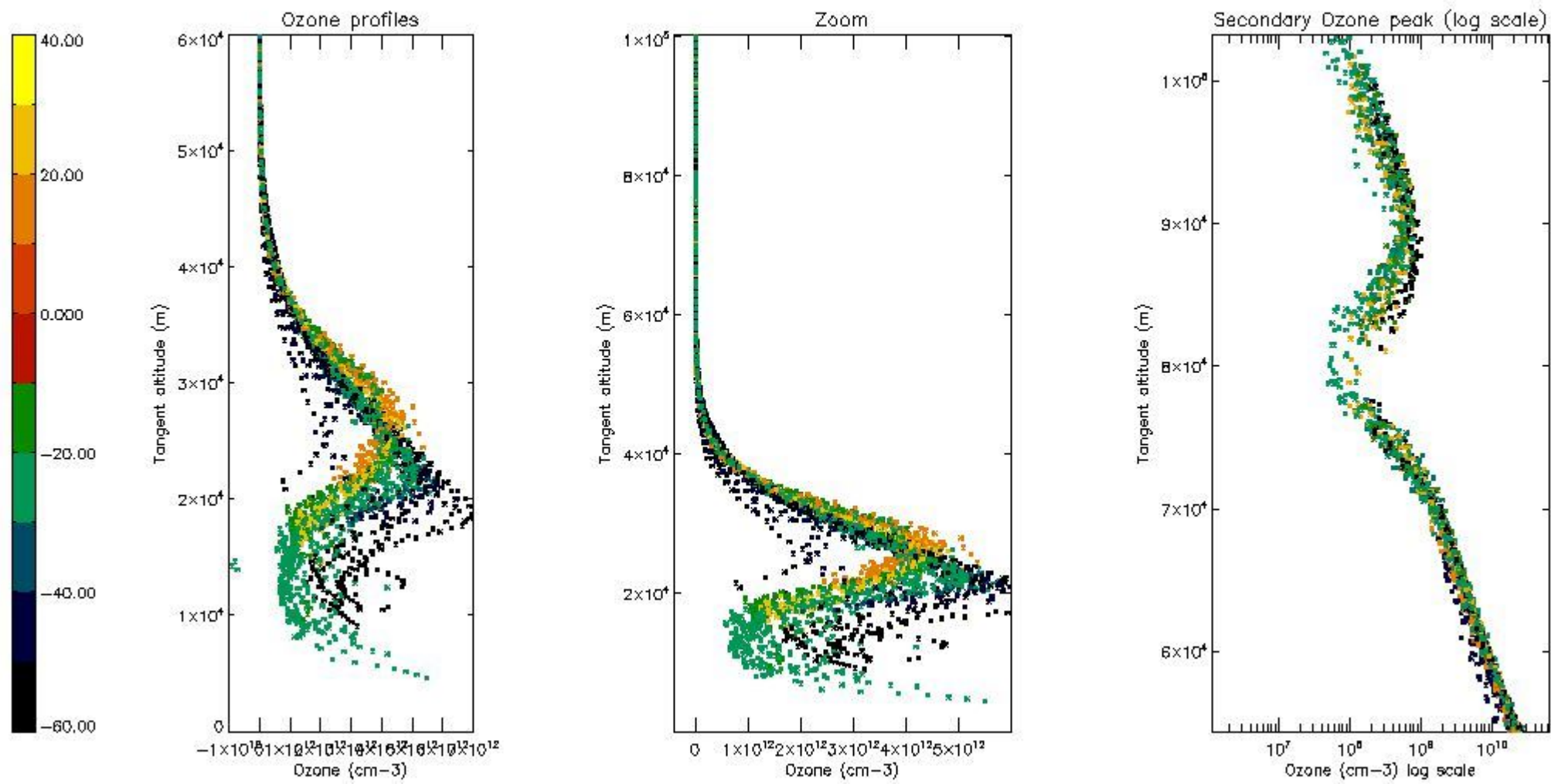
5.3 Plot ozone profiles where STD < 20% (dark without errors)

The colorbar represents the latitude.



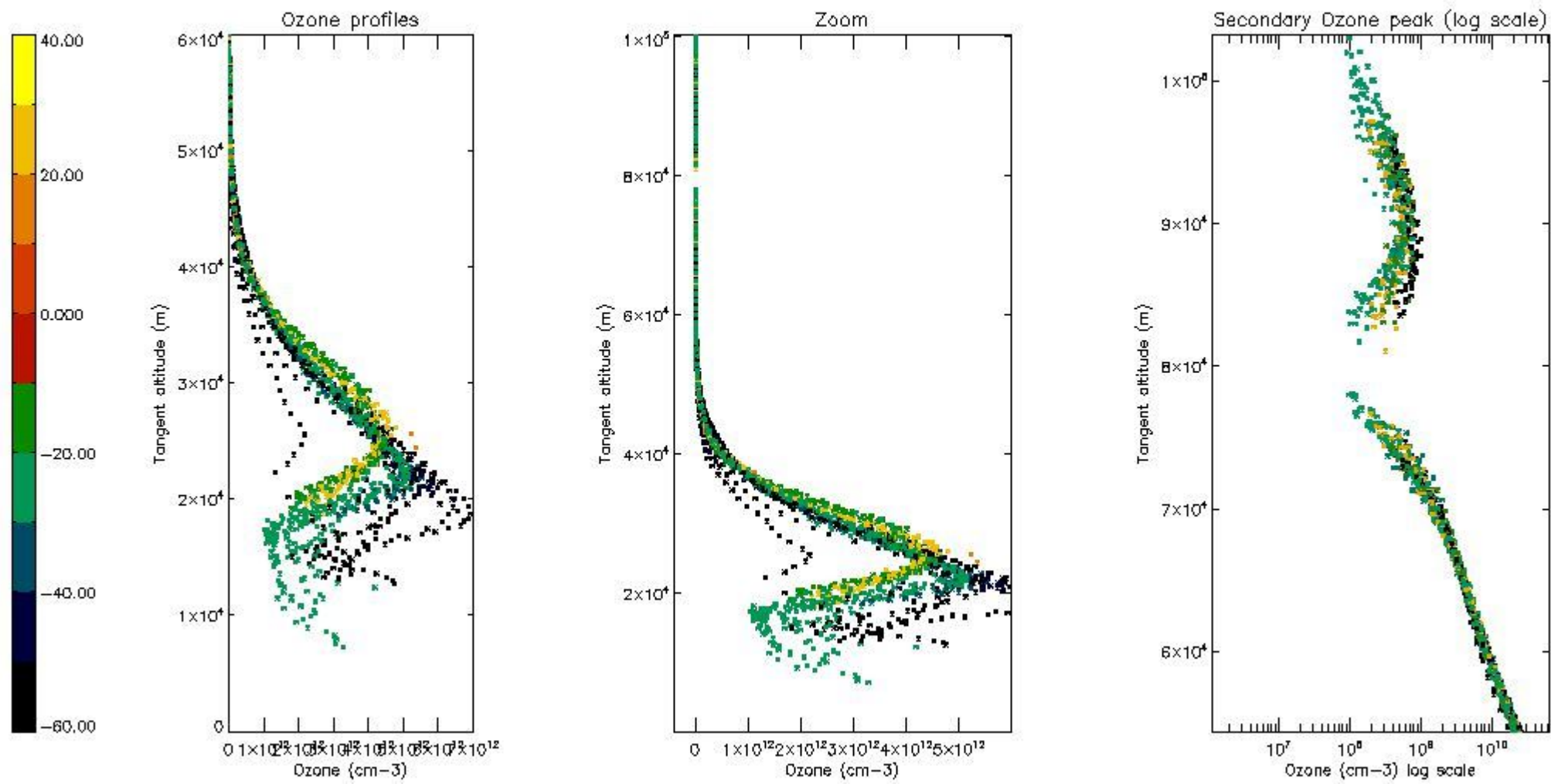
5.4 Plot ozone profiles where STD < 10% (dark without errors)

The colorbar represents the latitude.



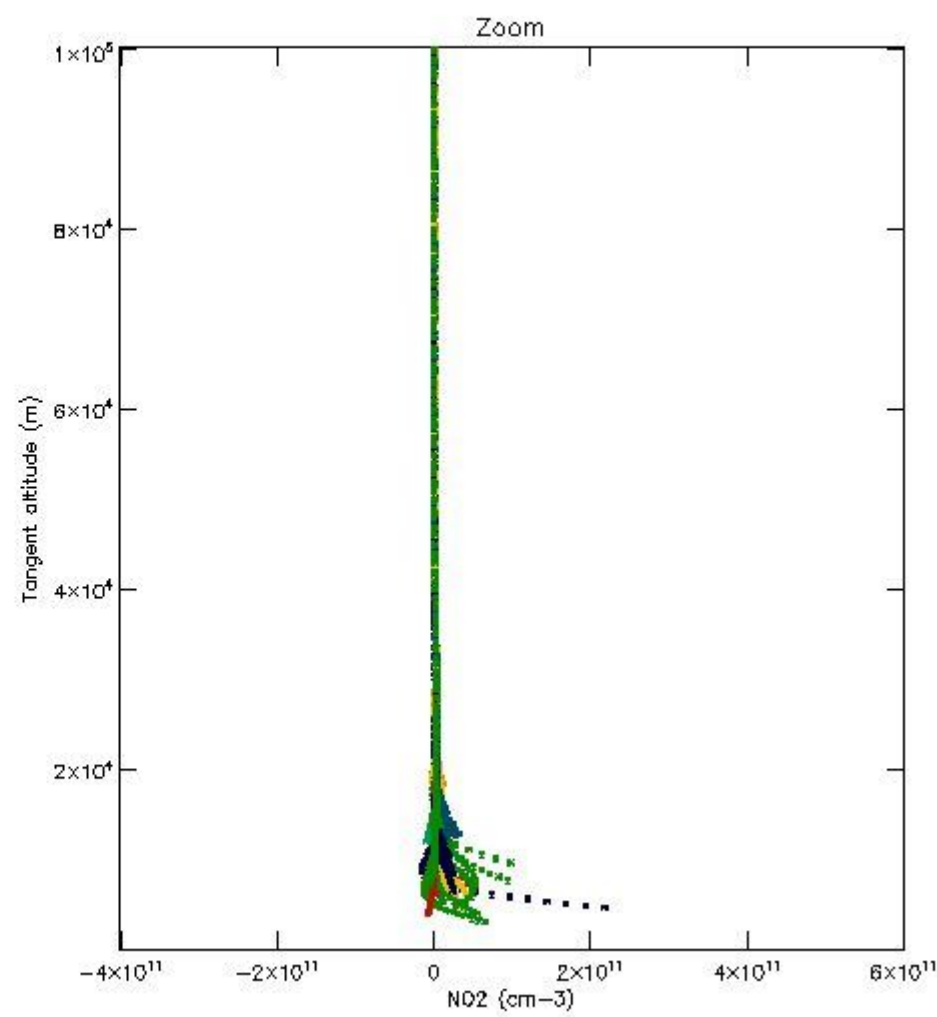
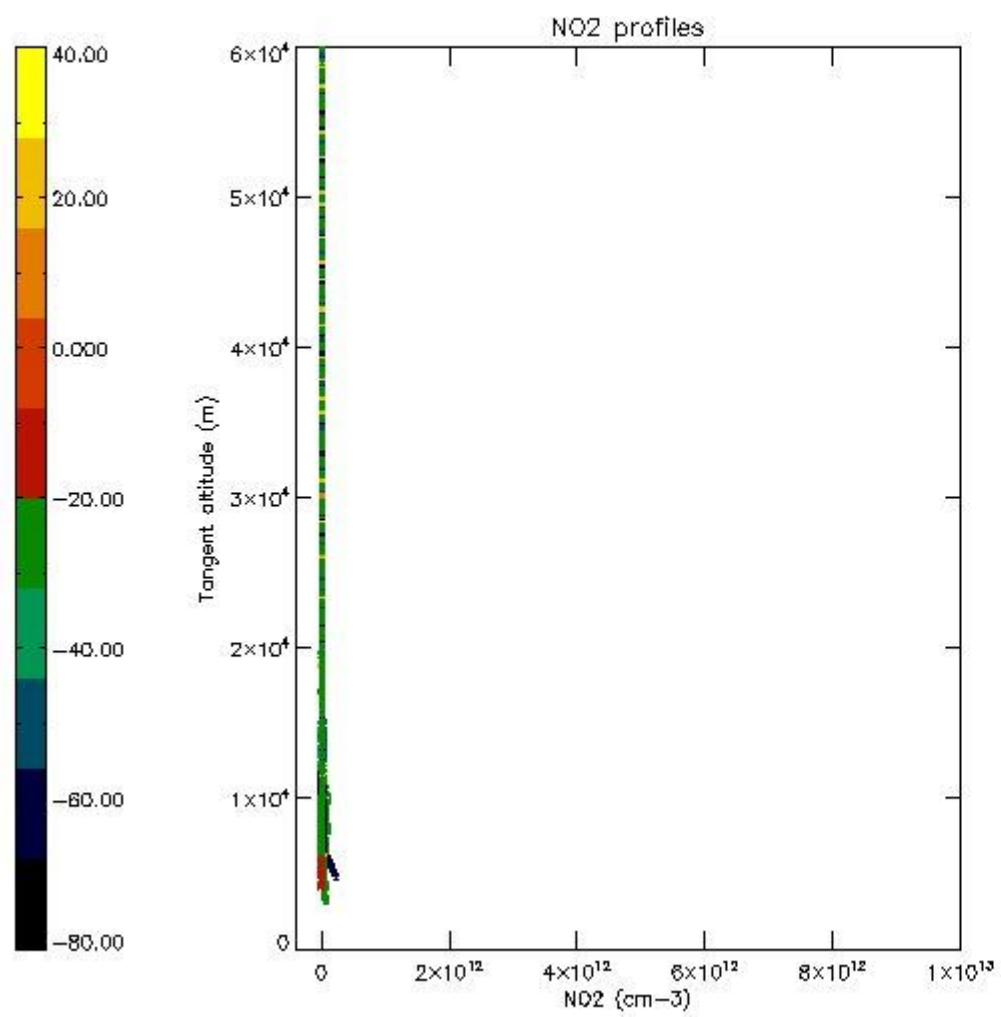
5.5 Plot ozone profiles where STD < 5% (dark without errors)

The colorbar represents the latitude.



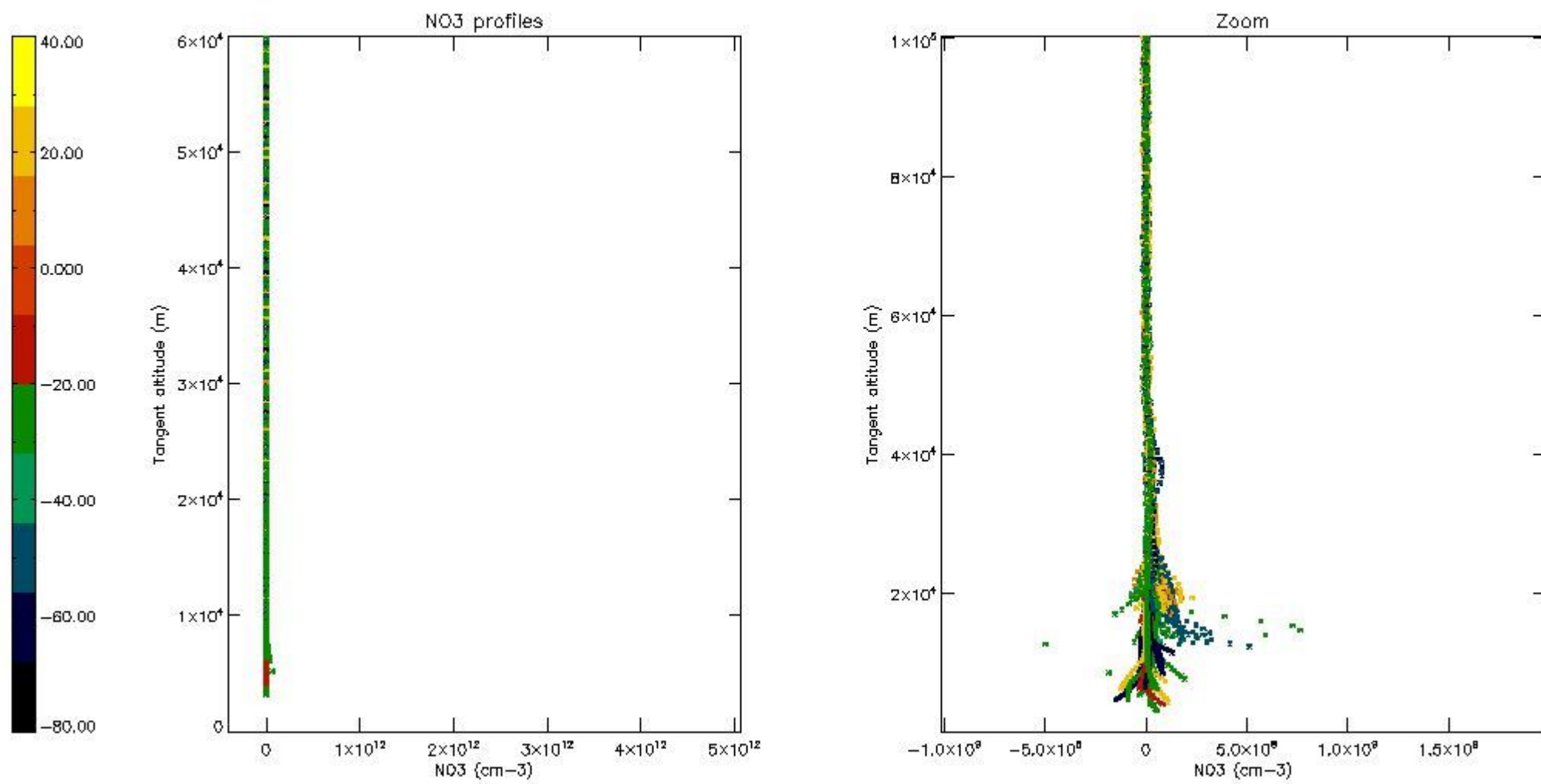
5.6 Plot NO₂ profiles for all STD (dark without errors)

The colorbar represents the latitude.



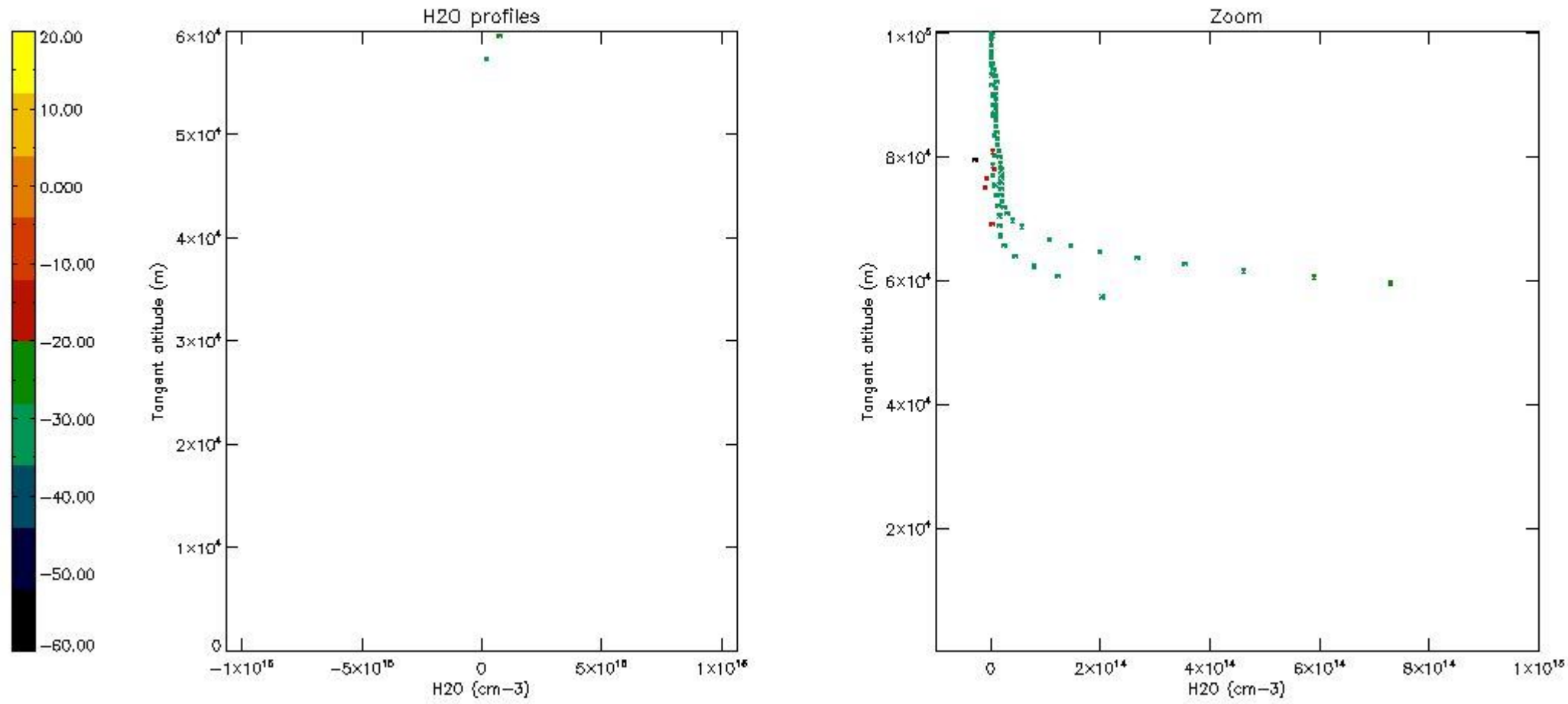
5.7 Plot NO₃ profiles for all STD (dark without errors)

The colorbar represents the latitude.



5.8 Plot H2O profiles for all STD (only for occultations of stars 1,2,3,4,13,14,16,26,63 dark without errors)

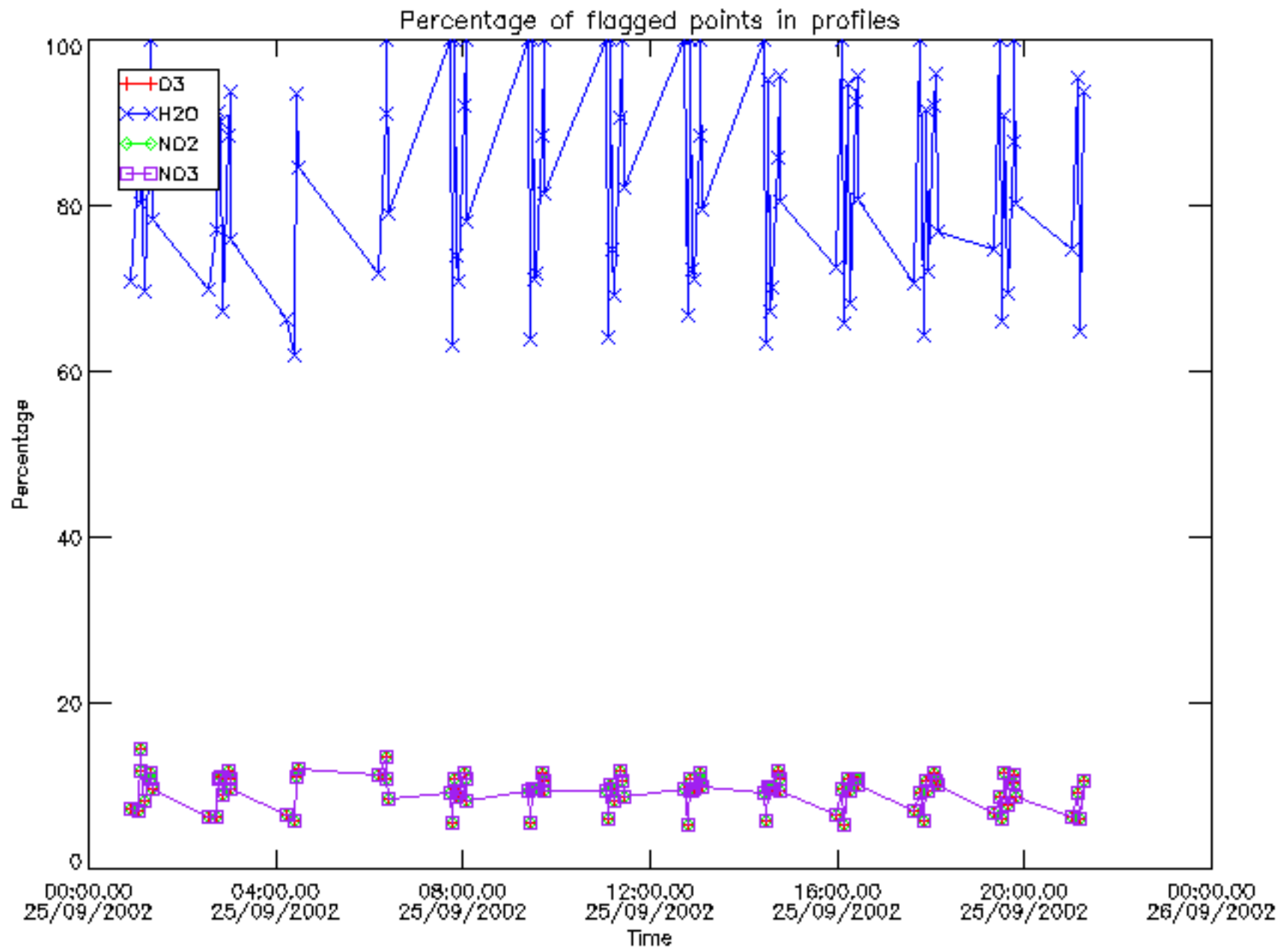
The colorbar represents the latitude.



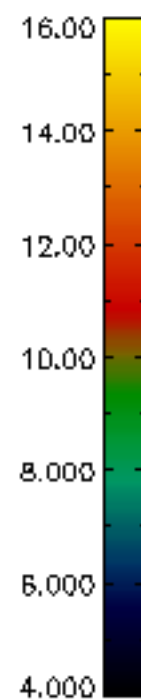
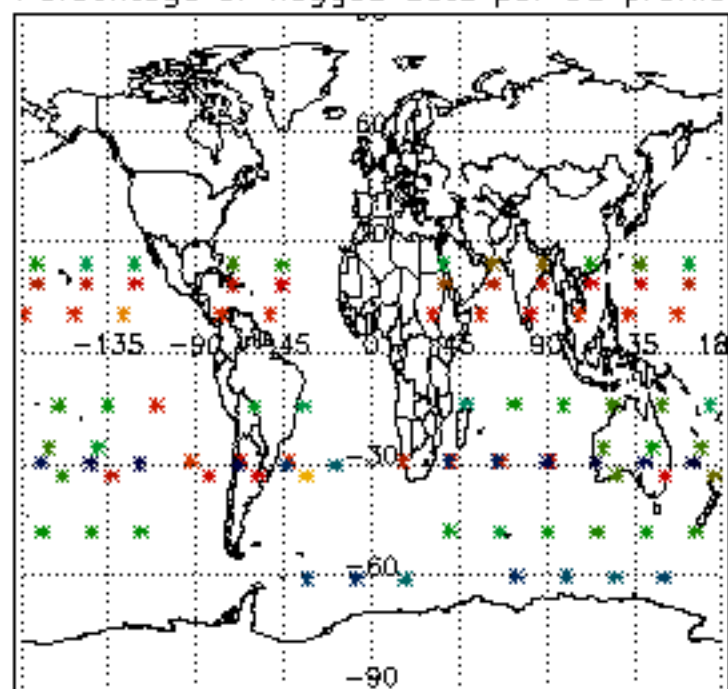
6. Auxiliary Data Files used for the production reported in section 2

The number reported in the third column indicates since which file (see list in section 2) the corresponding auxiliary file has been used. The fourth column is the date of those product files.

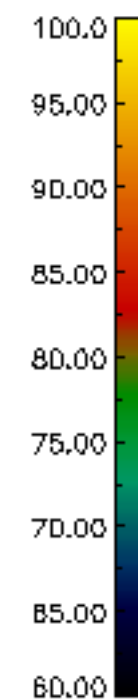
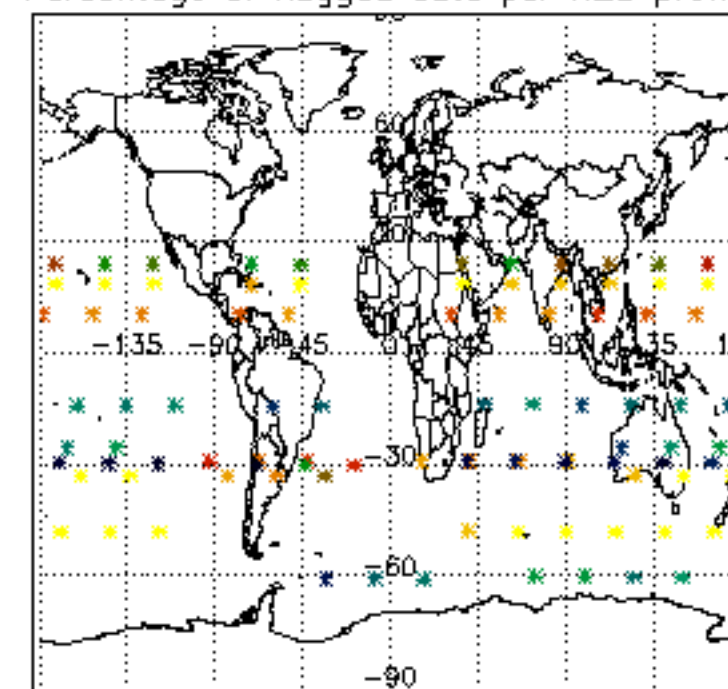
Type	Auxiliary Filename	Used since product	Used since product date
INST_PHYS_CHARACTERISTICS	GOM_INS_AXNIEC20050627_150440_20020301_000000_20100101_000000	1	25-SEP-2002 00:08:19
LEVEL-2_PROC_CONFIG	GOM_PR2_AXVIEC20091111_152718_20020301_000000_20500101_000000	1	25-SEP-2002 00:08:19
CROSS_SECTIONS_FILE	GOM_CRS_AXVIEC20091111_154832_20020301_000000_20500101_000000	1	25-SEP-2002 00:08:19



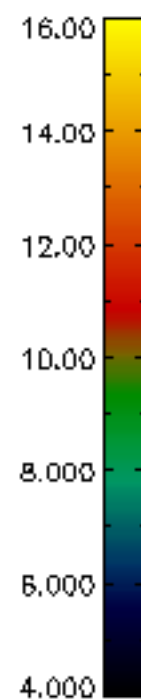
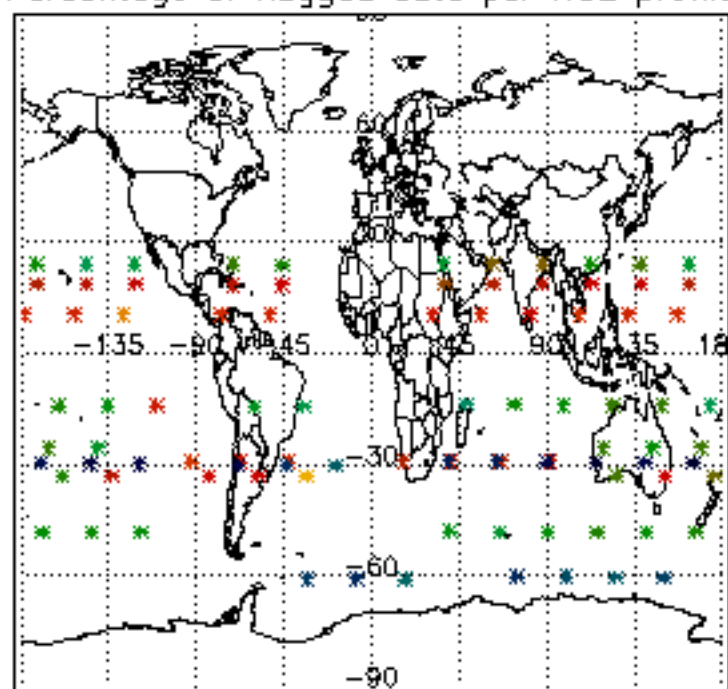
Percentage of flagged data per D3 profile



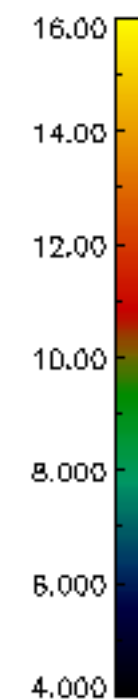
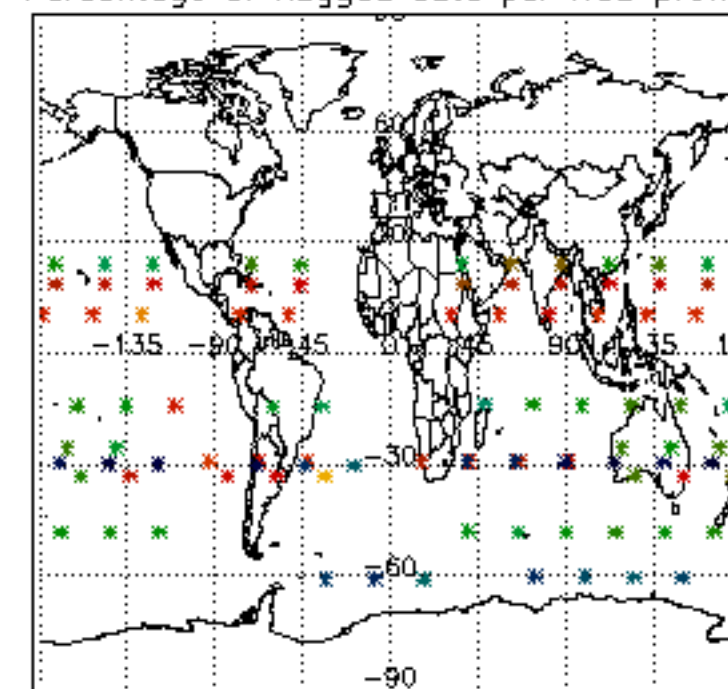
Percentage of flagged data per H2O profile

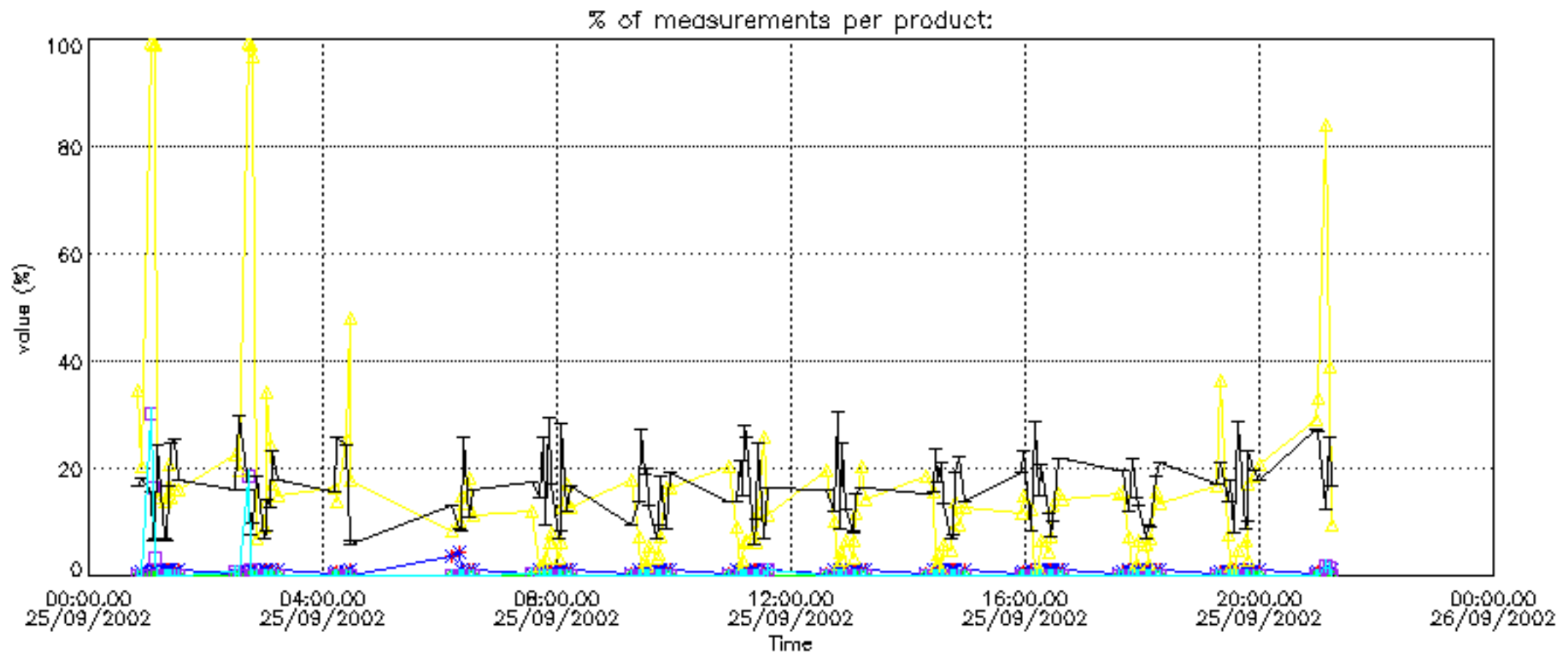


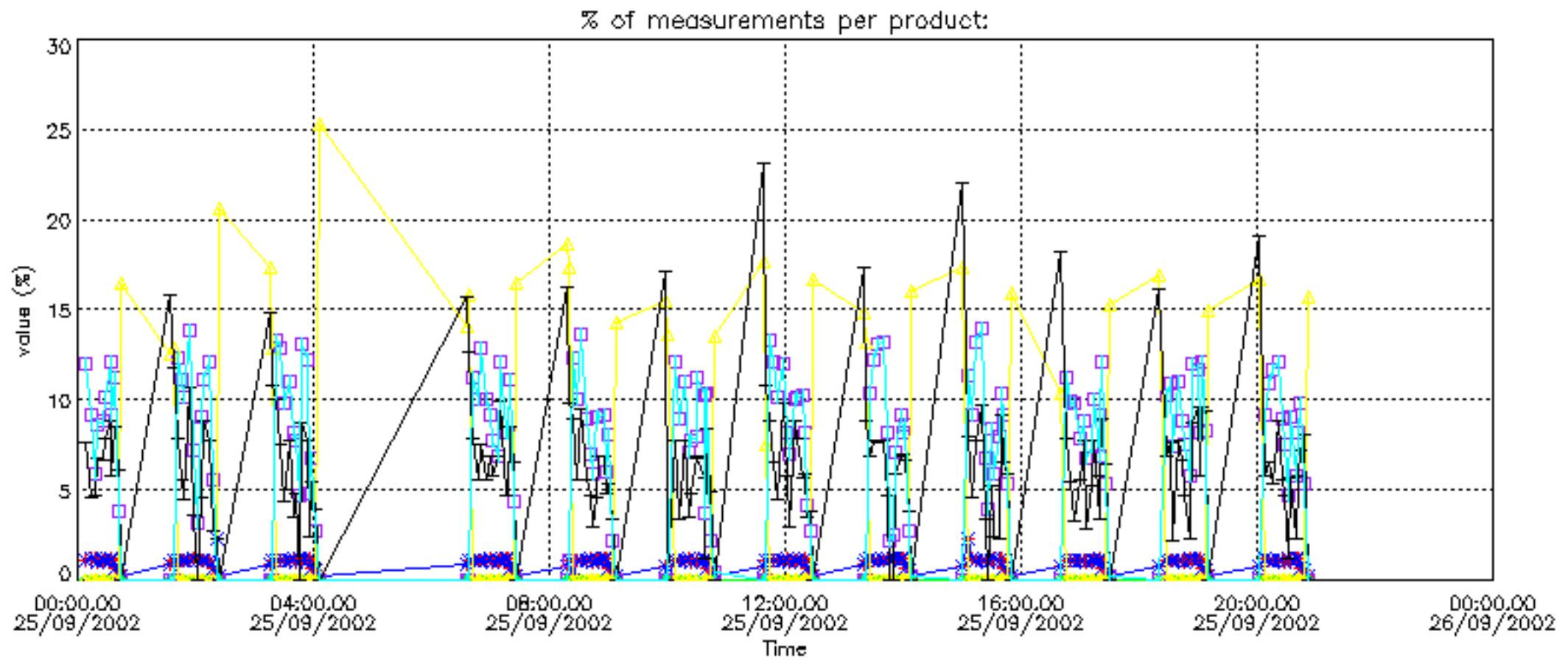
Percentage of flagged data per NO2 profile



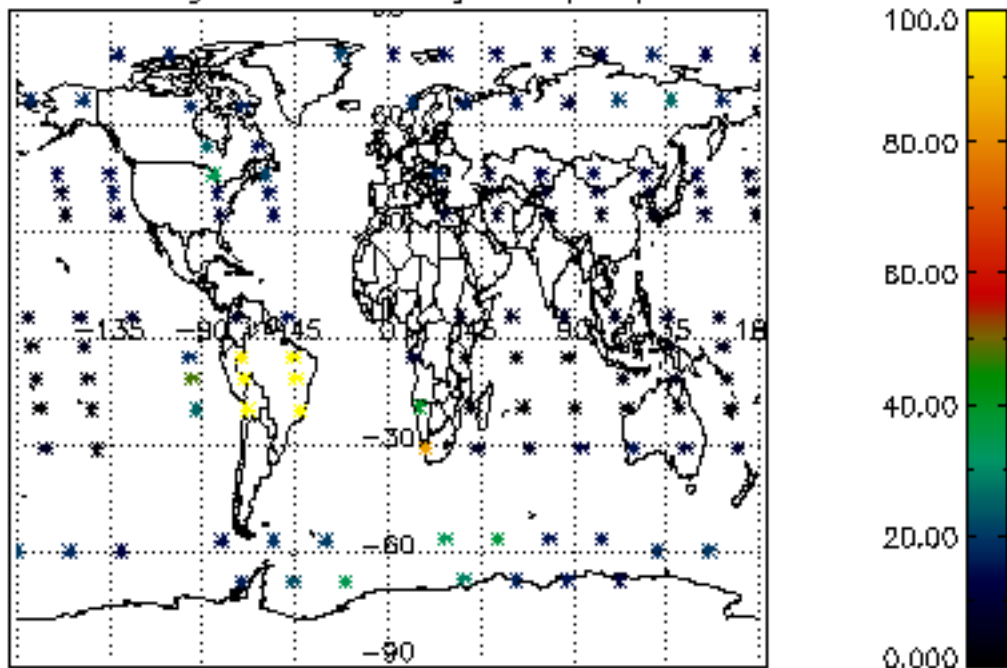
Percentage of flagged data per NO3 profile



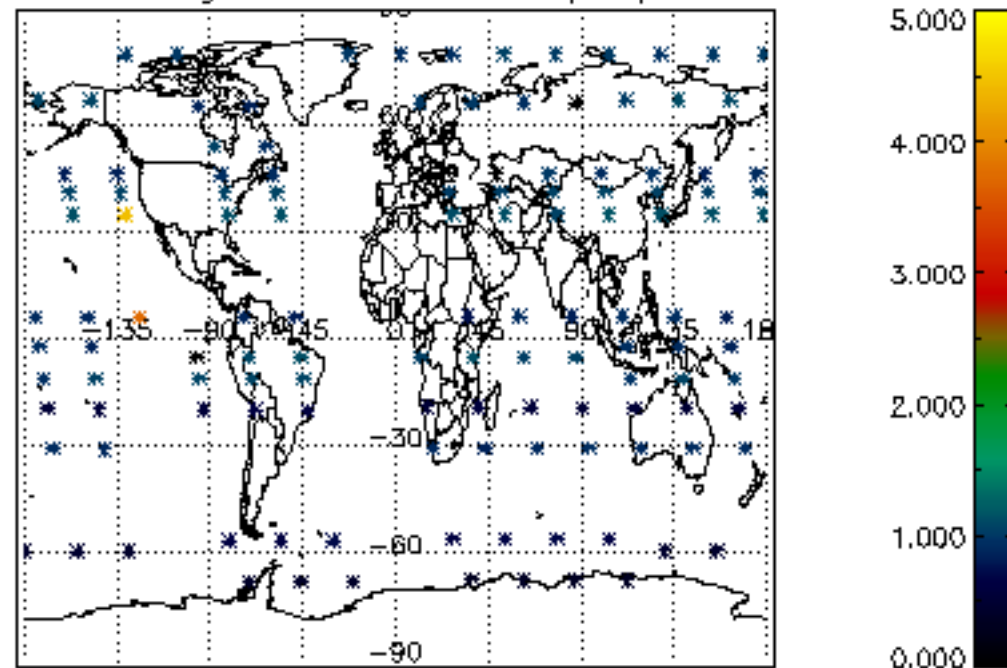




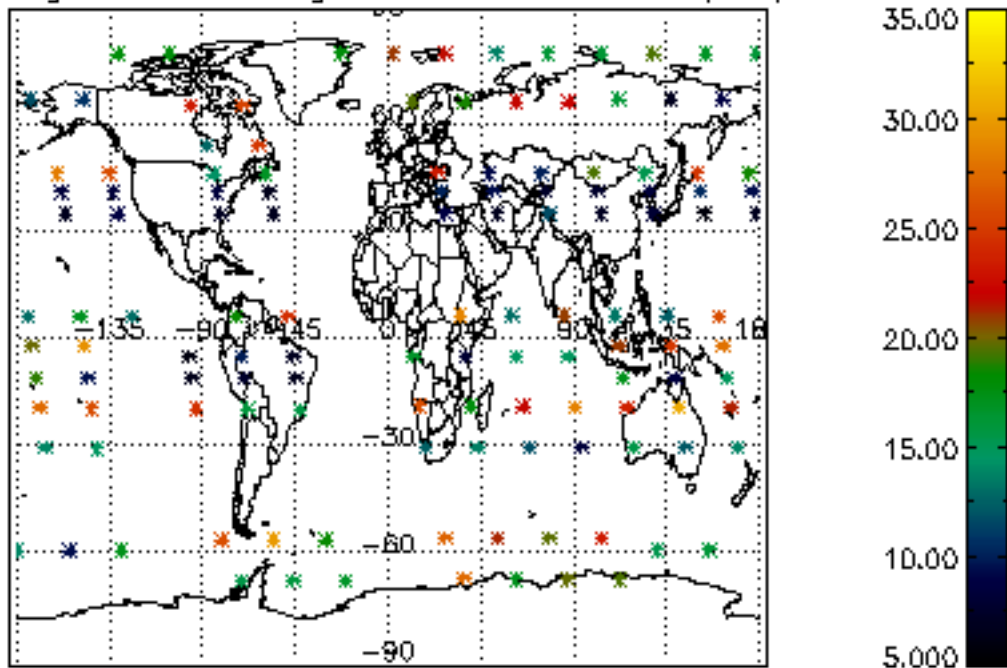
Percentage of cosmic ray hits per profile



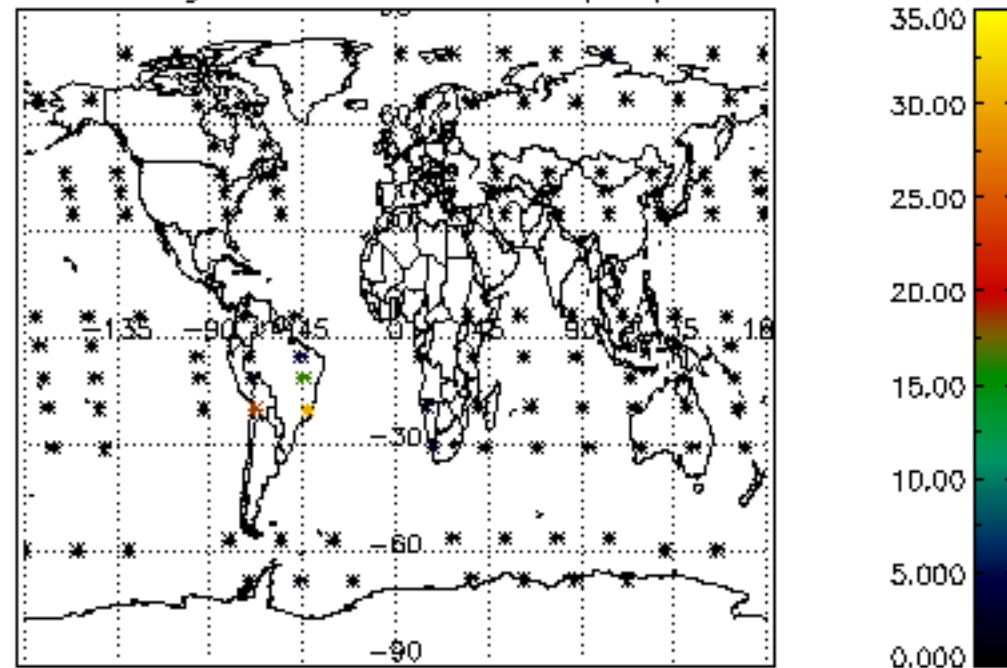
Percentage of datation errors per profile



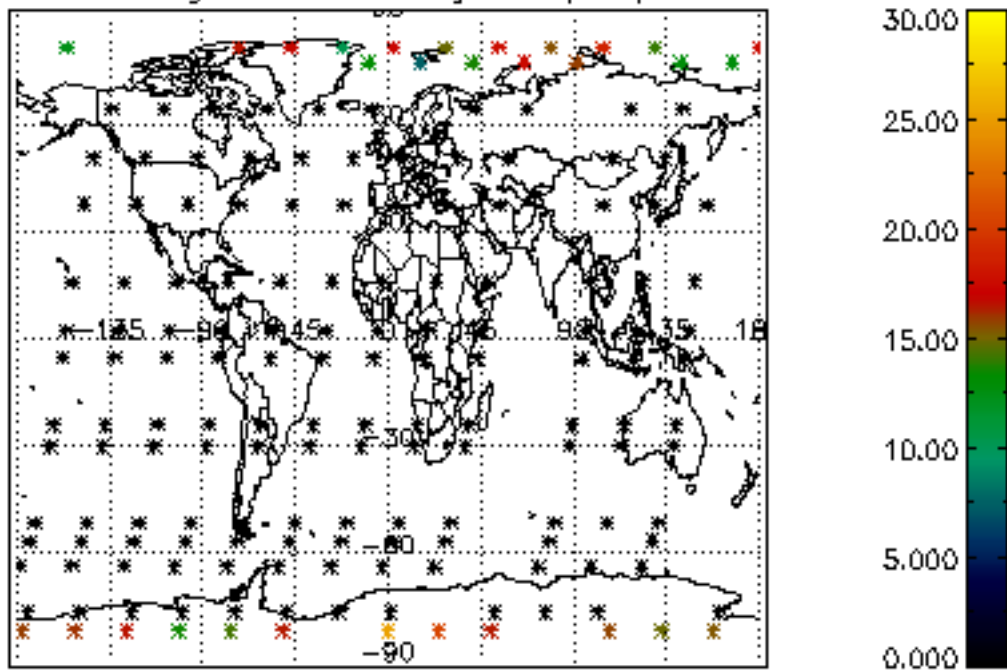
Percentage of star falling outside central band per profile



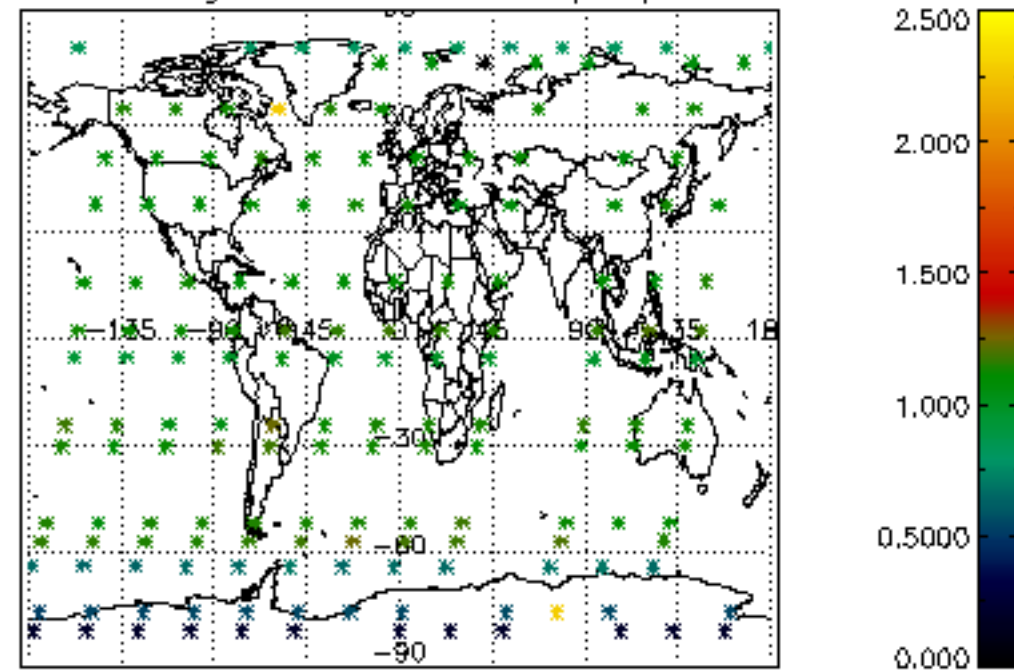
Percentage of saturation errors per profile



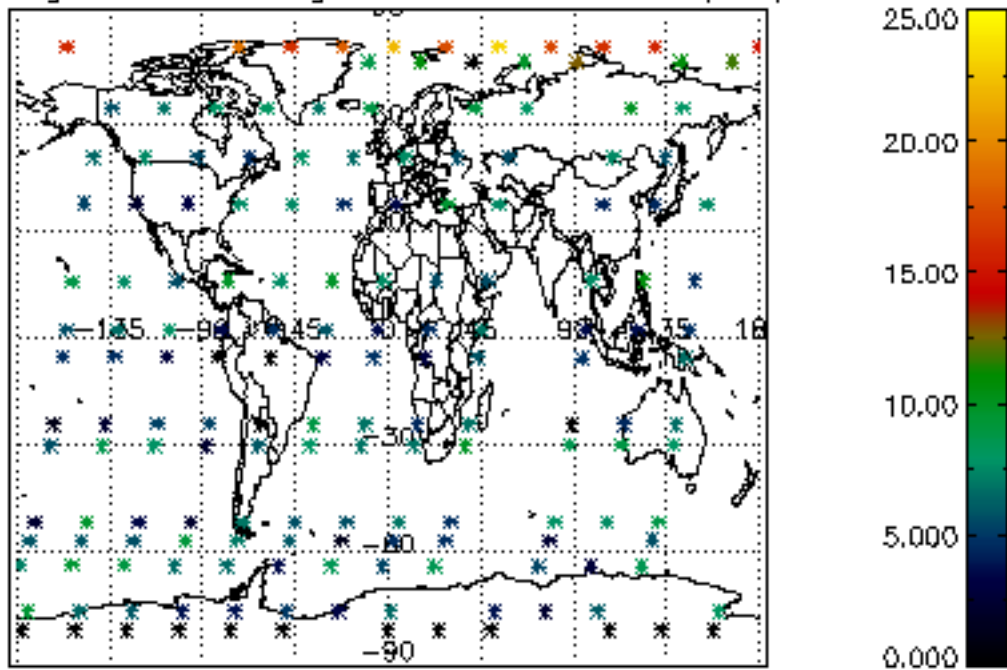
Percentage of cosmic ray hits per profile



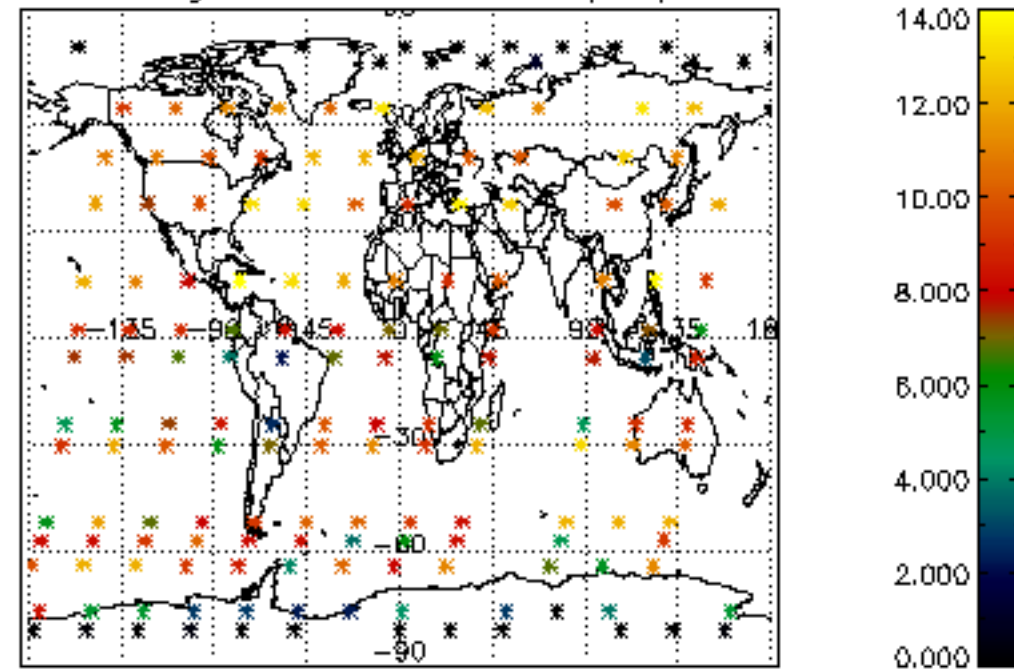
Percentage of datation errors per profile

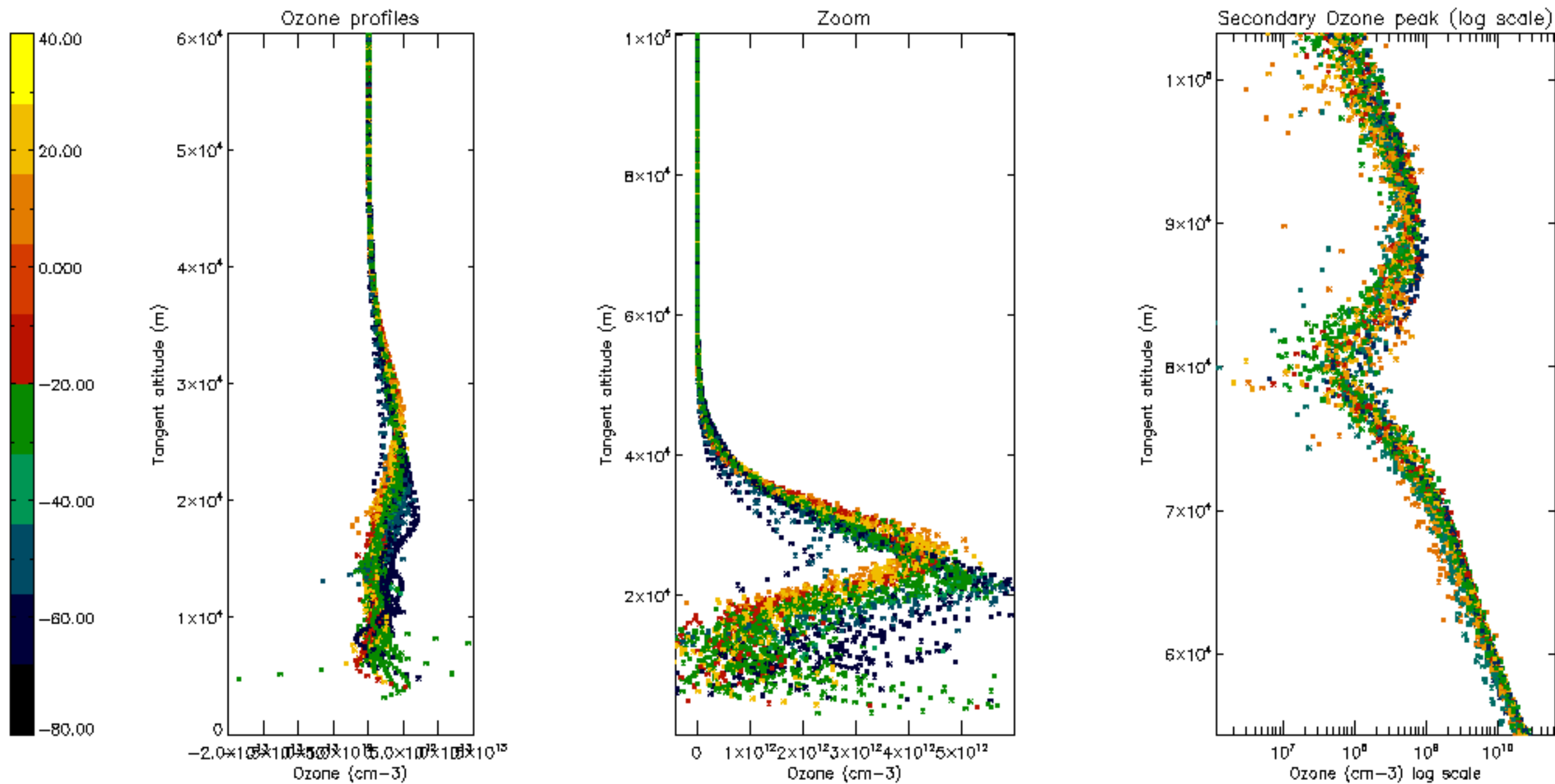


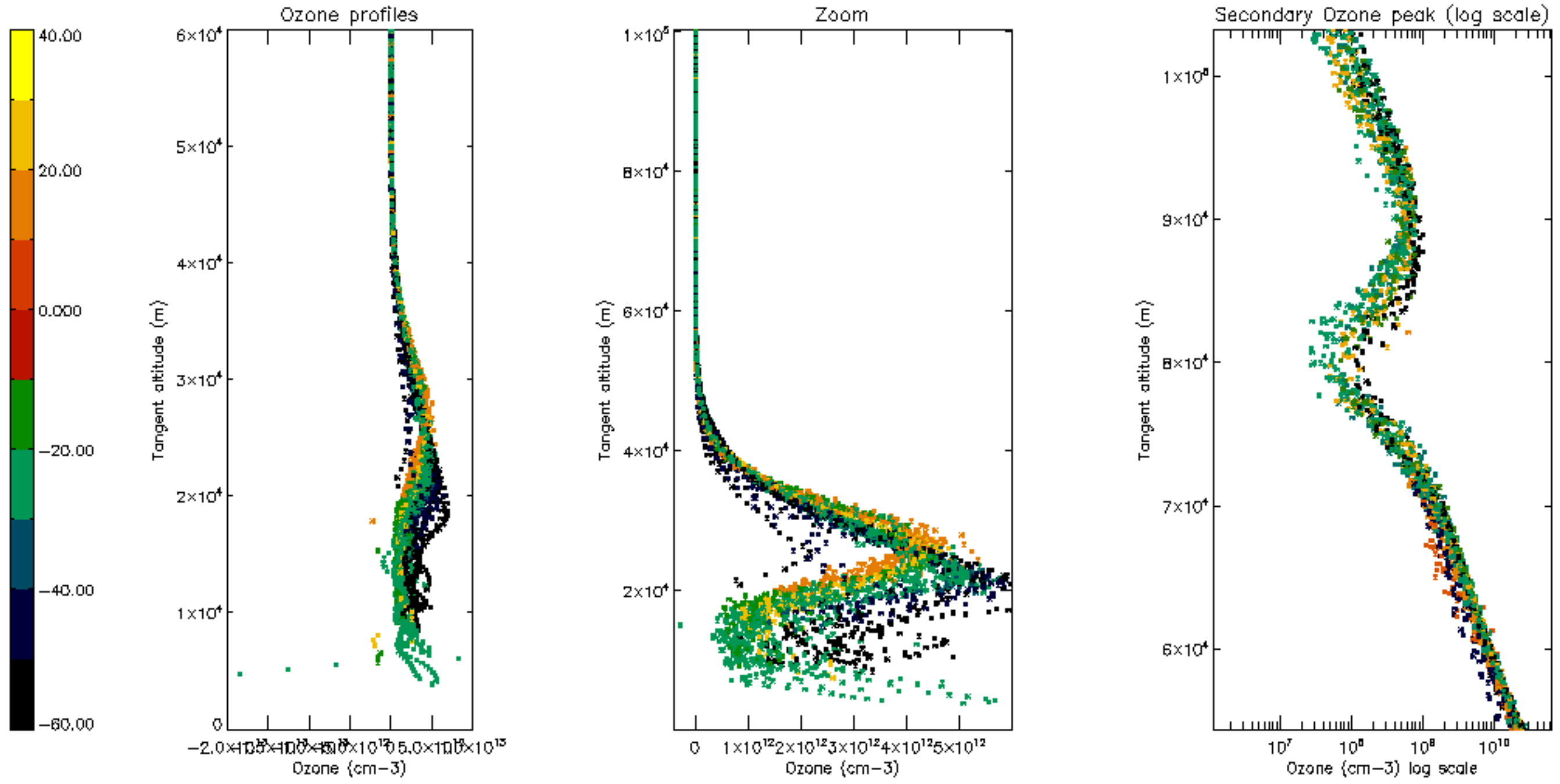
Percentage of star falling outside central band per profile

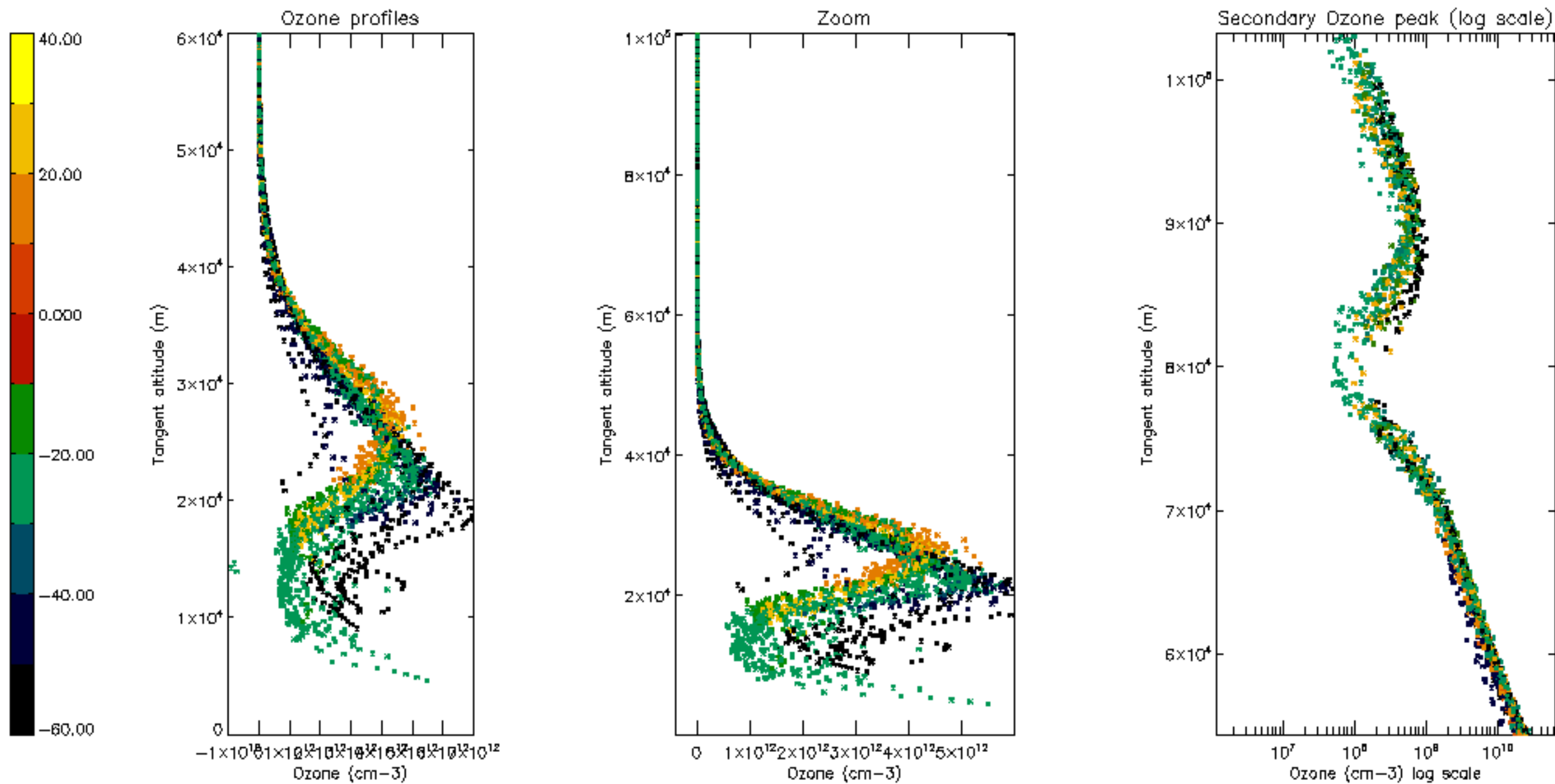


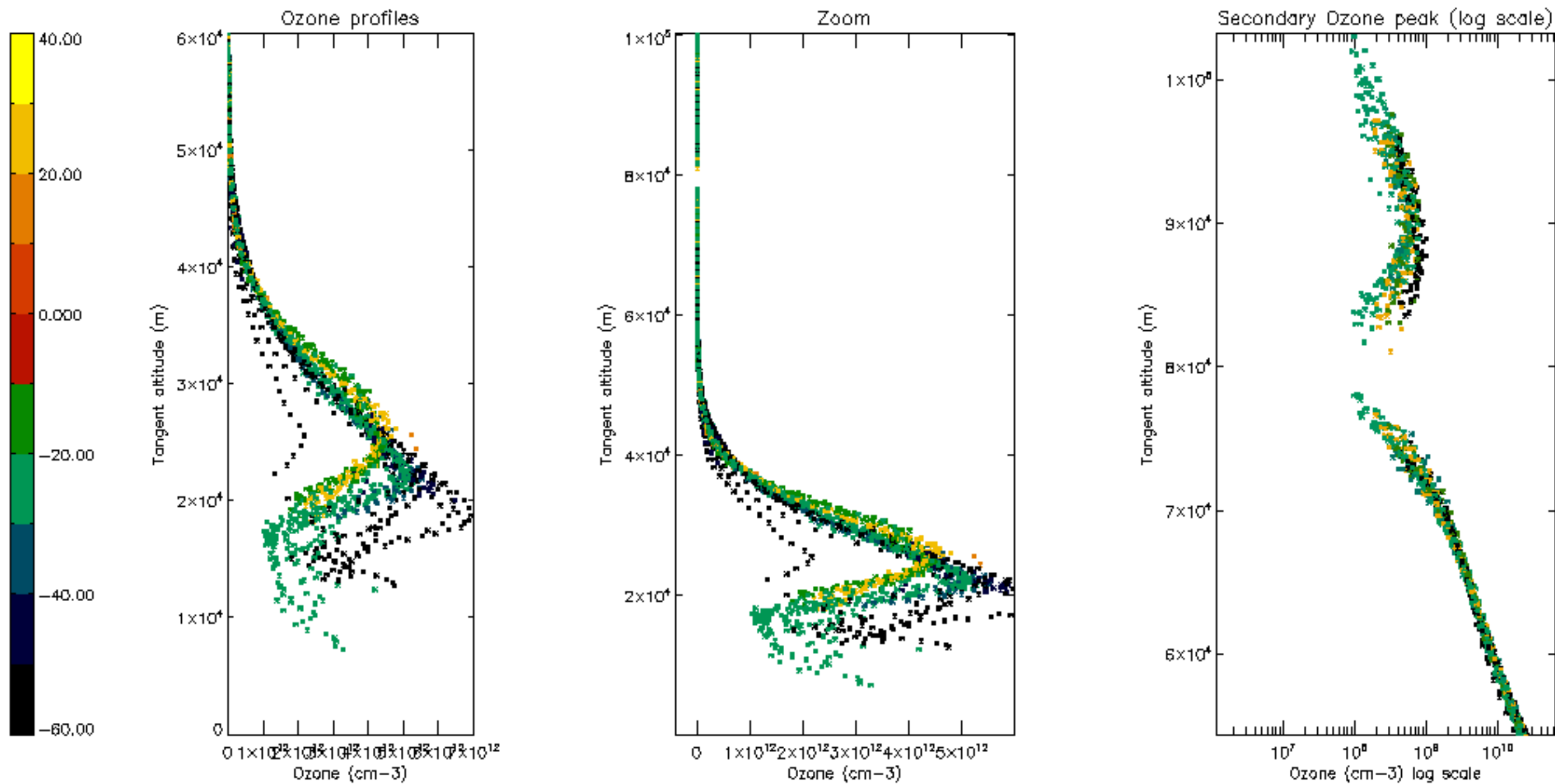
Percentage of saturation errors per profile

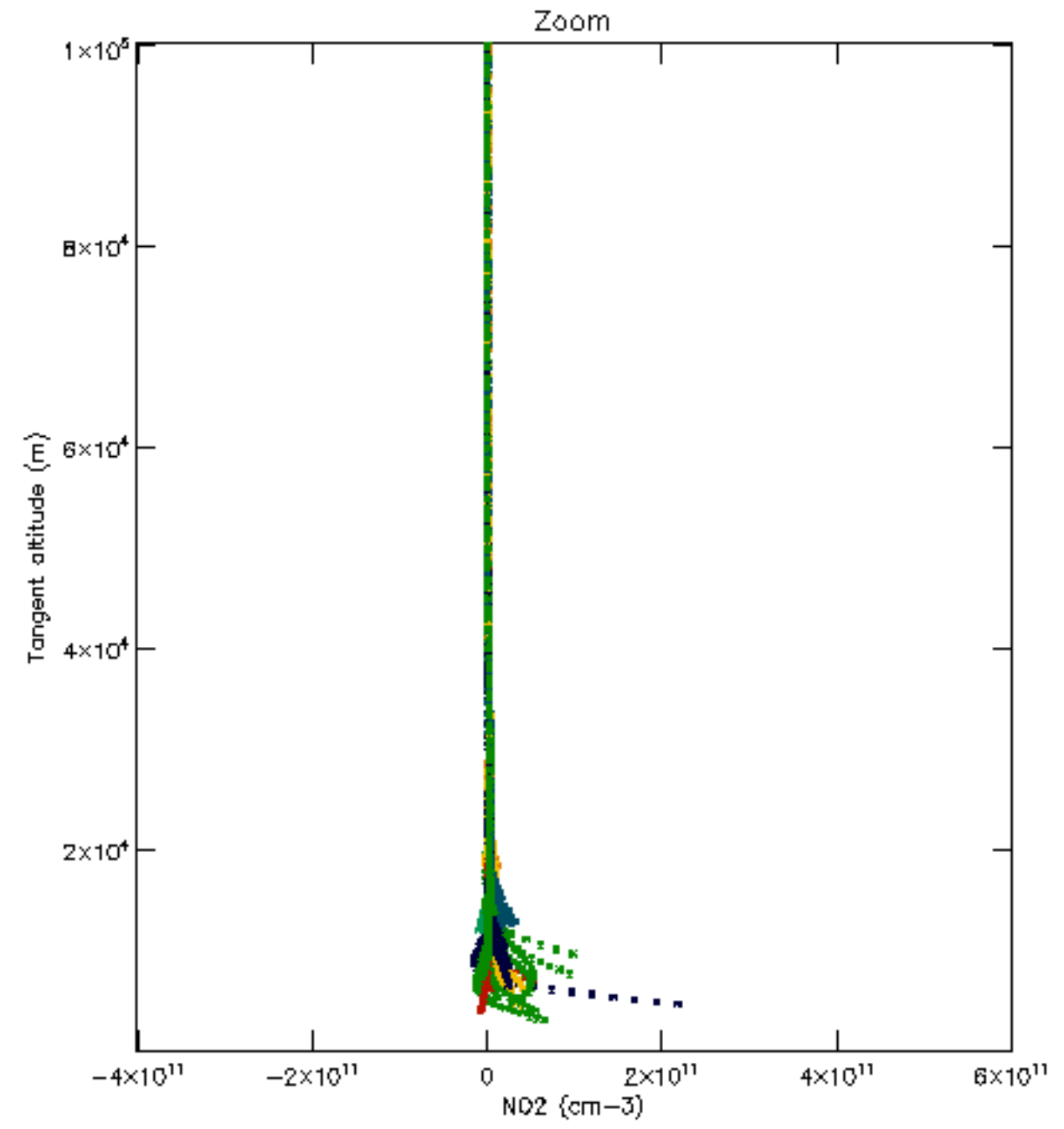
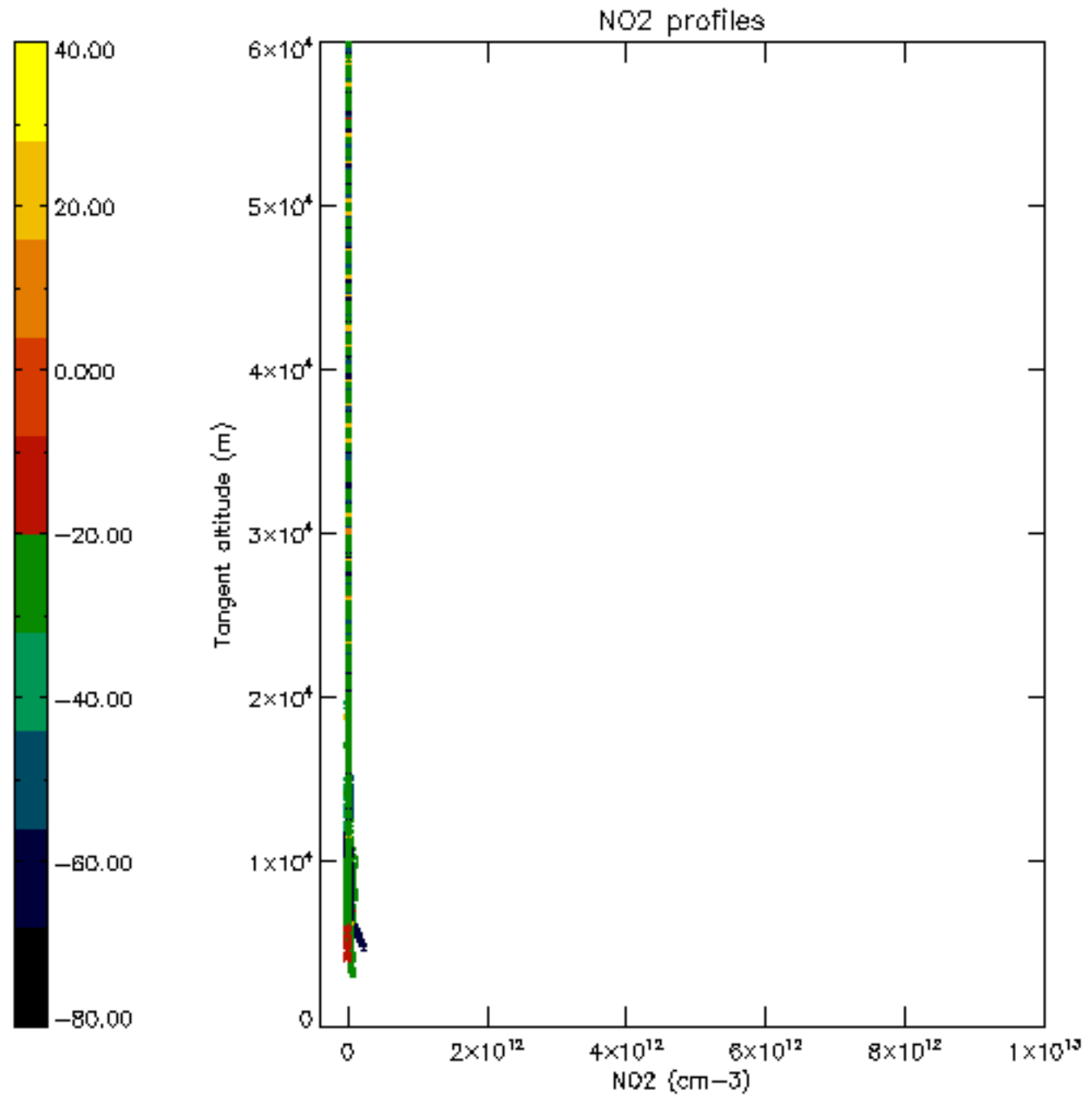


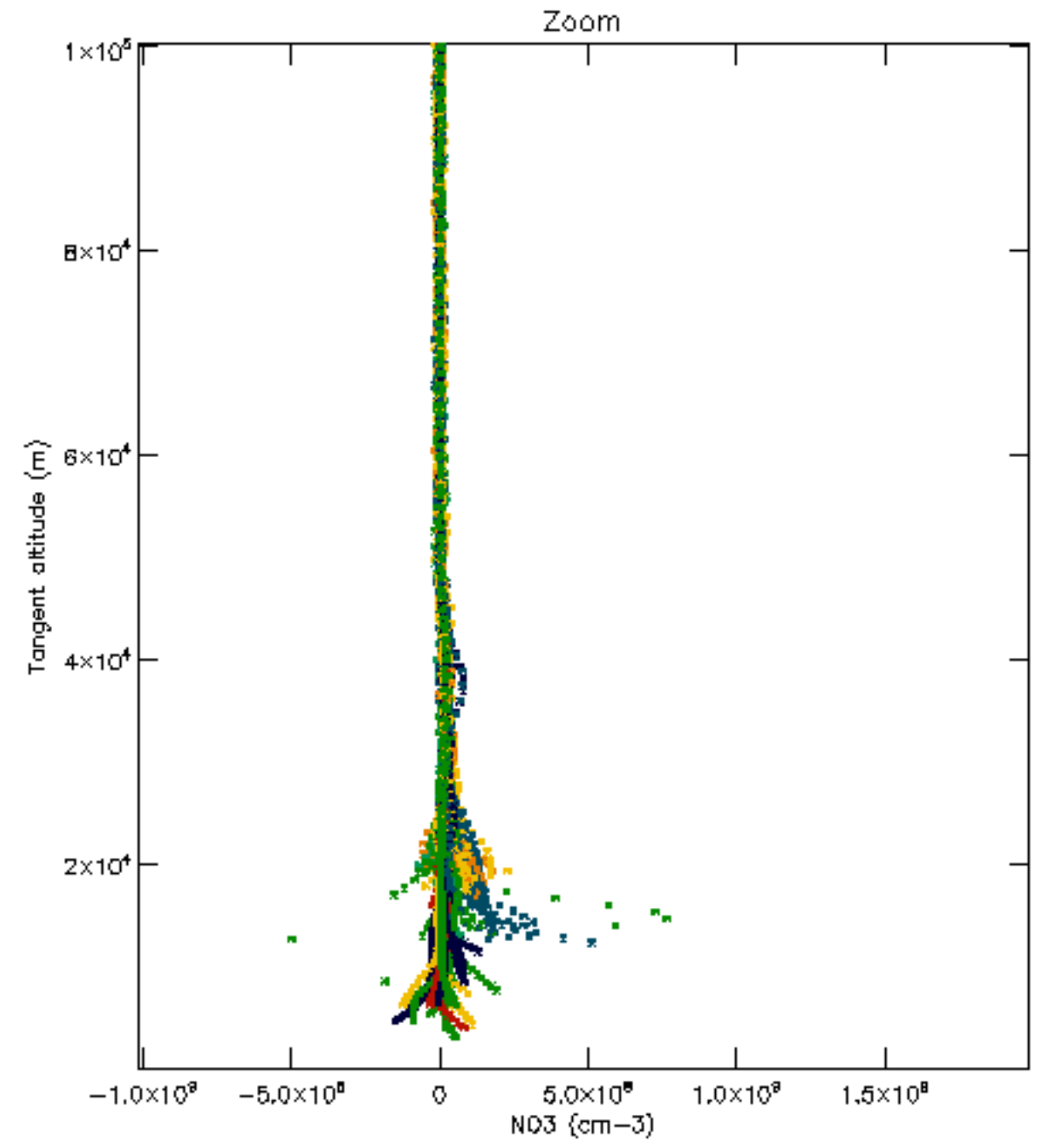
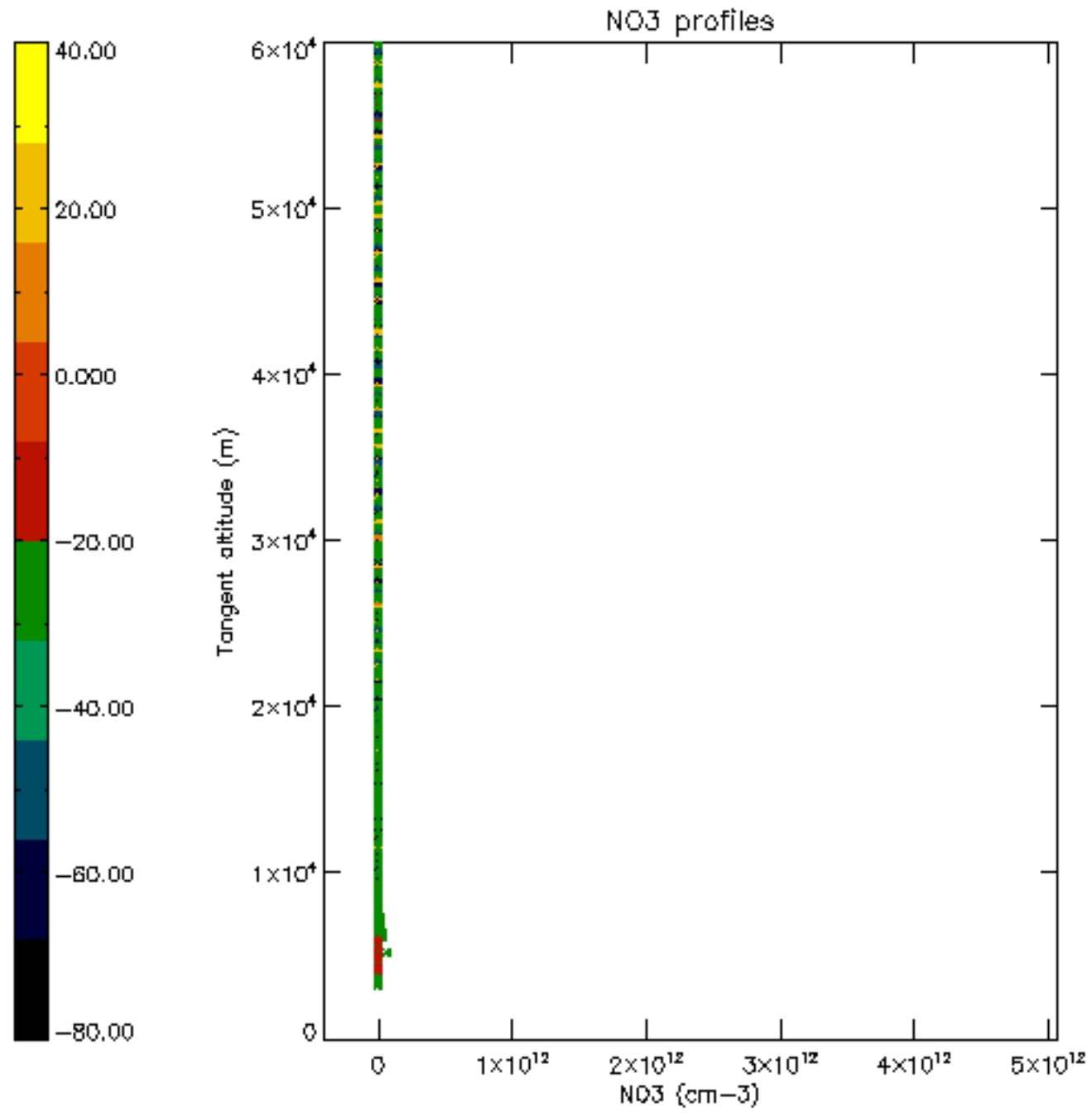


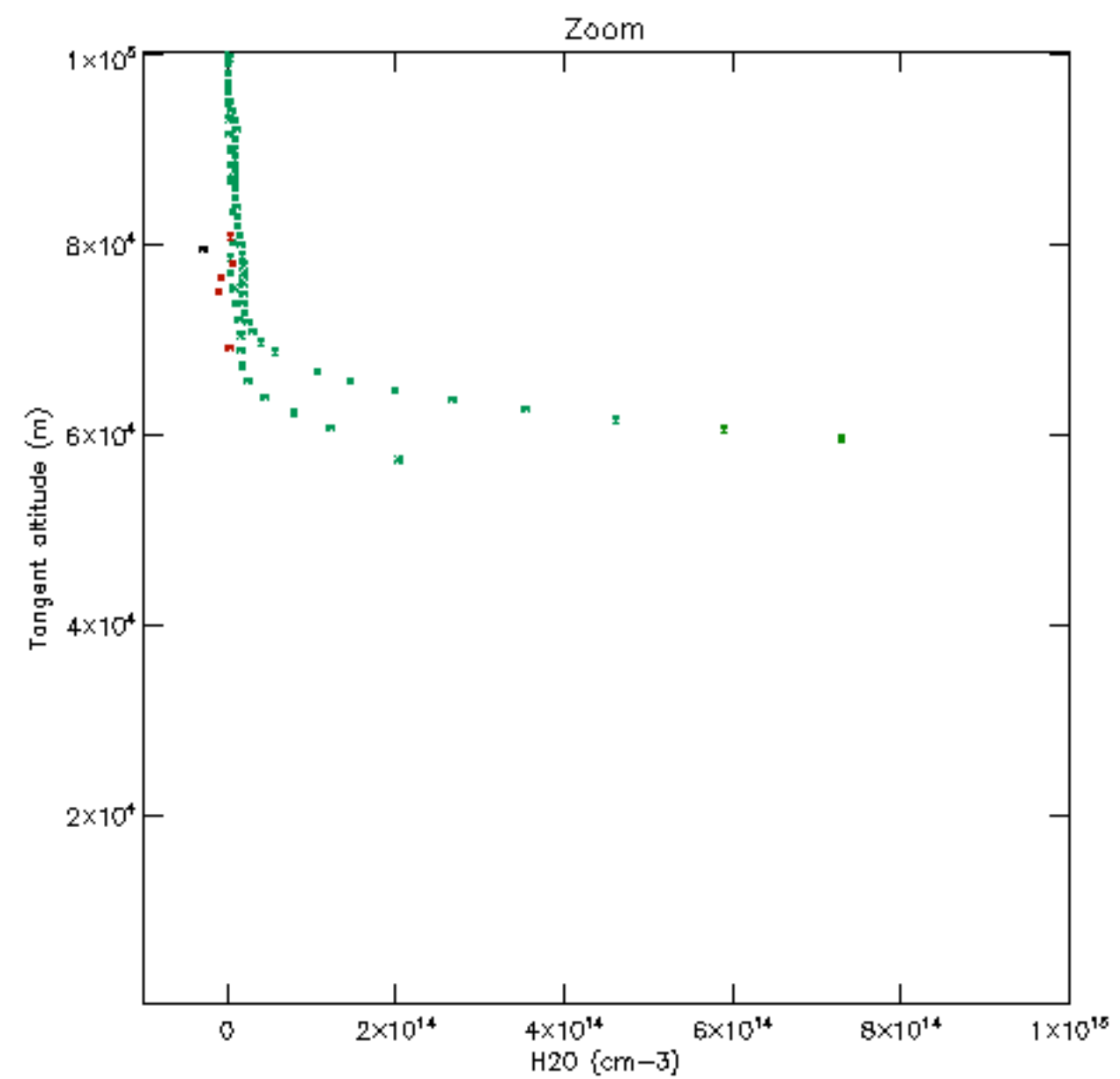
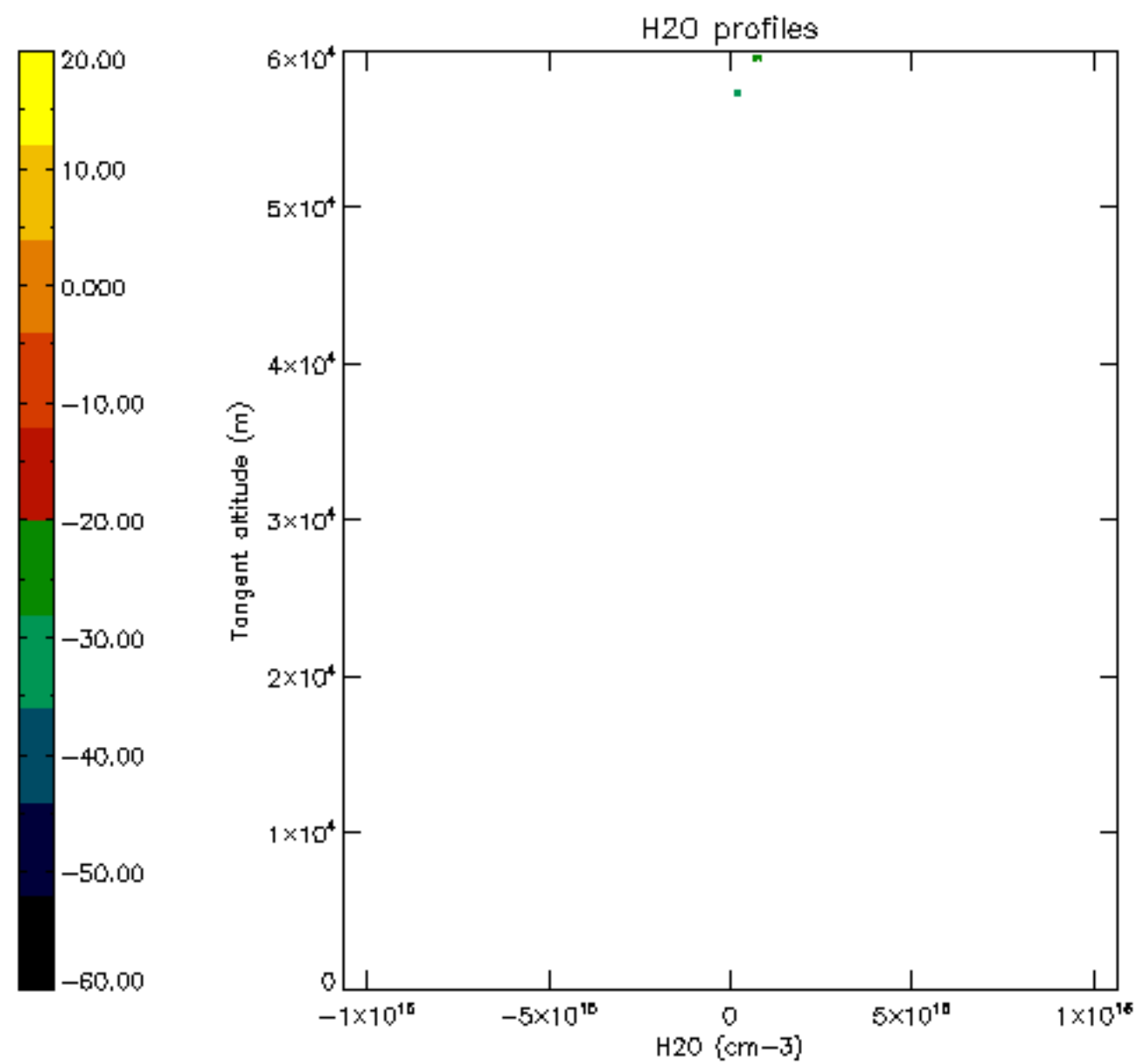


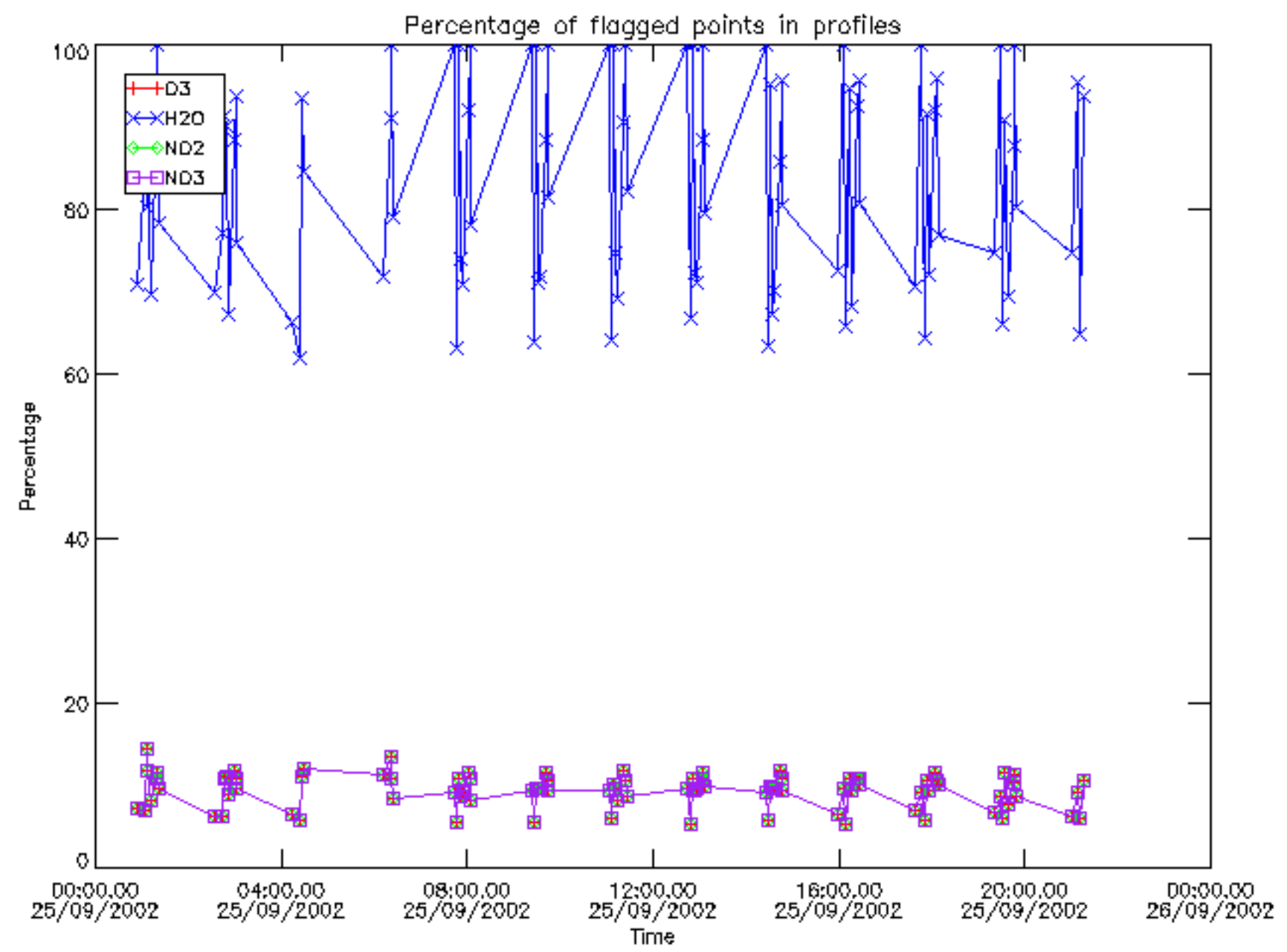




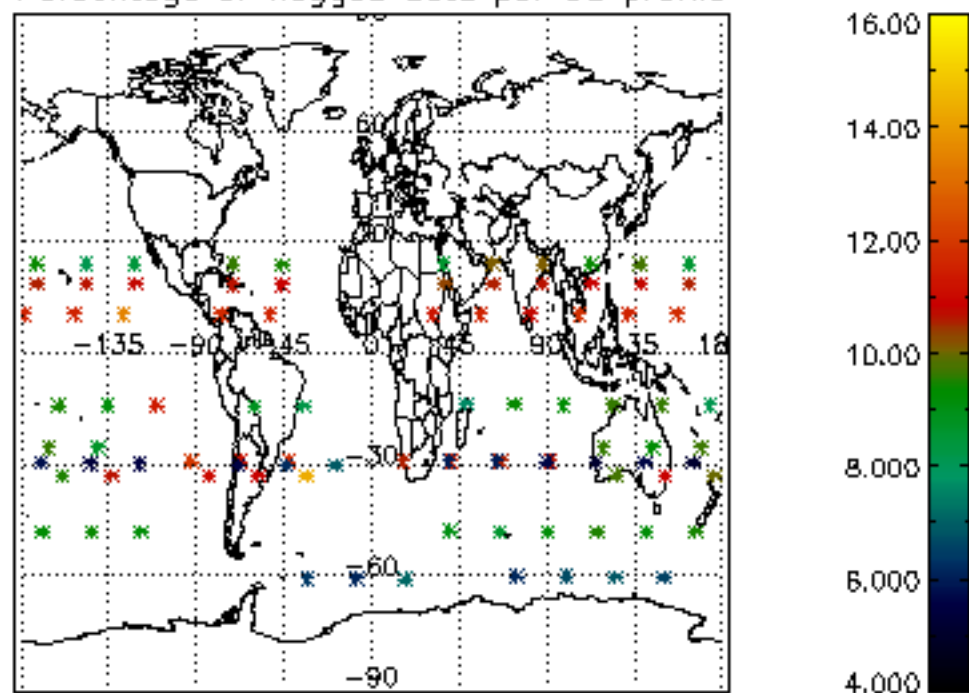




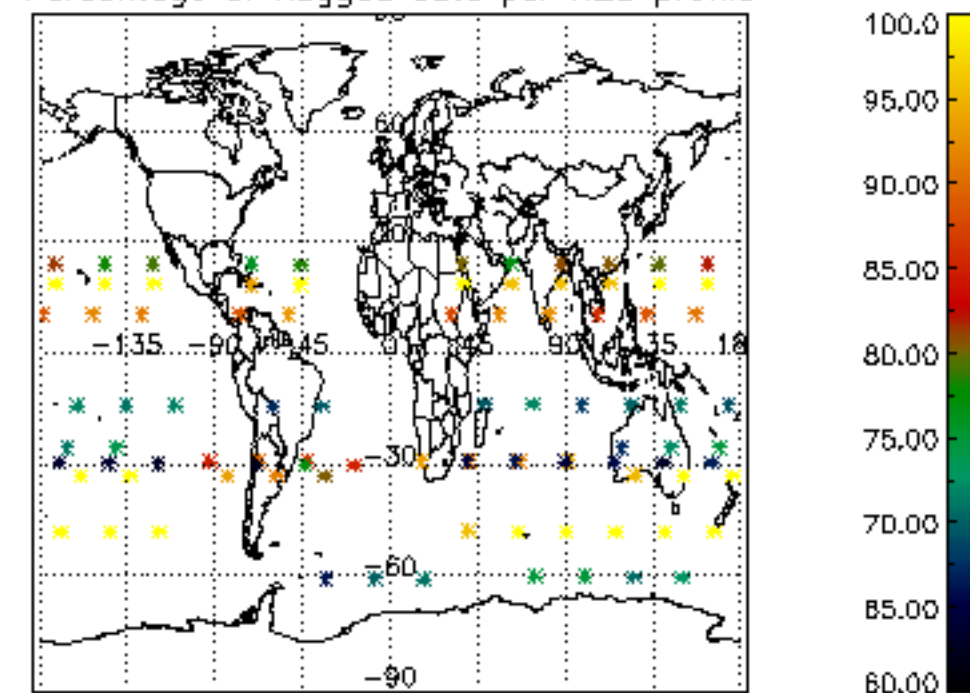




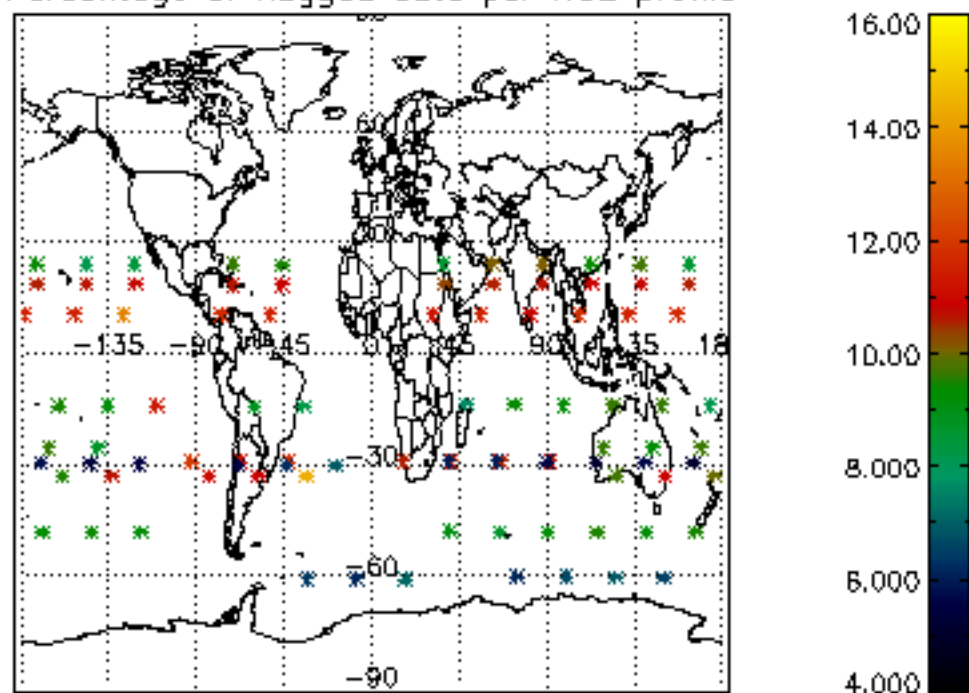
Percentage of flagged data per D3 profile



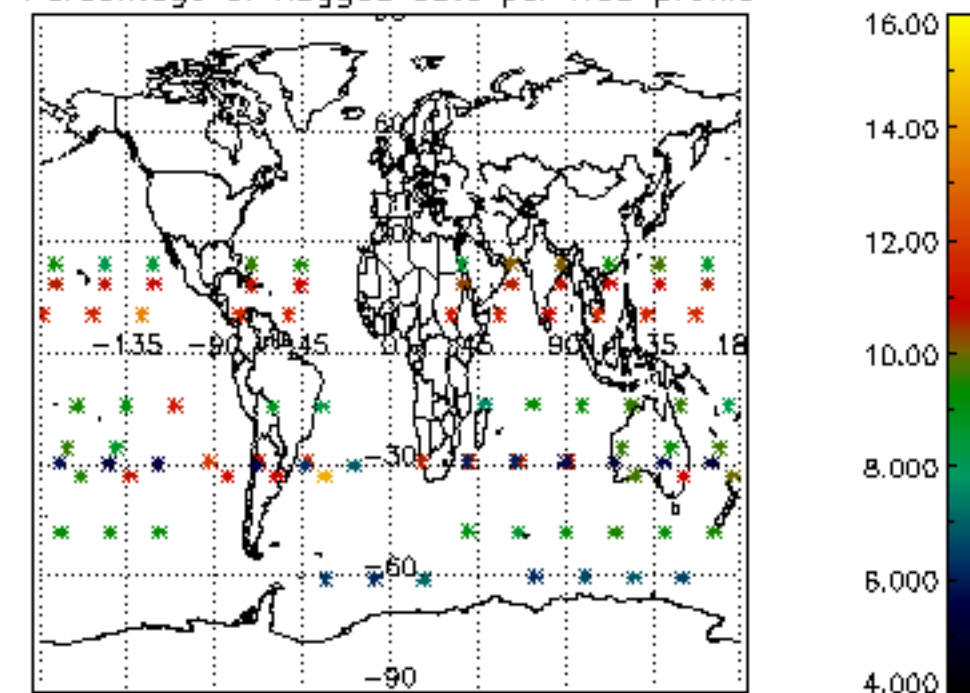
Percentage of flagged data per H2O profile

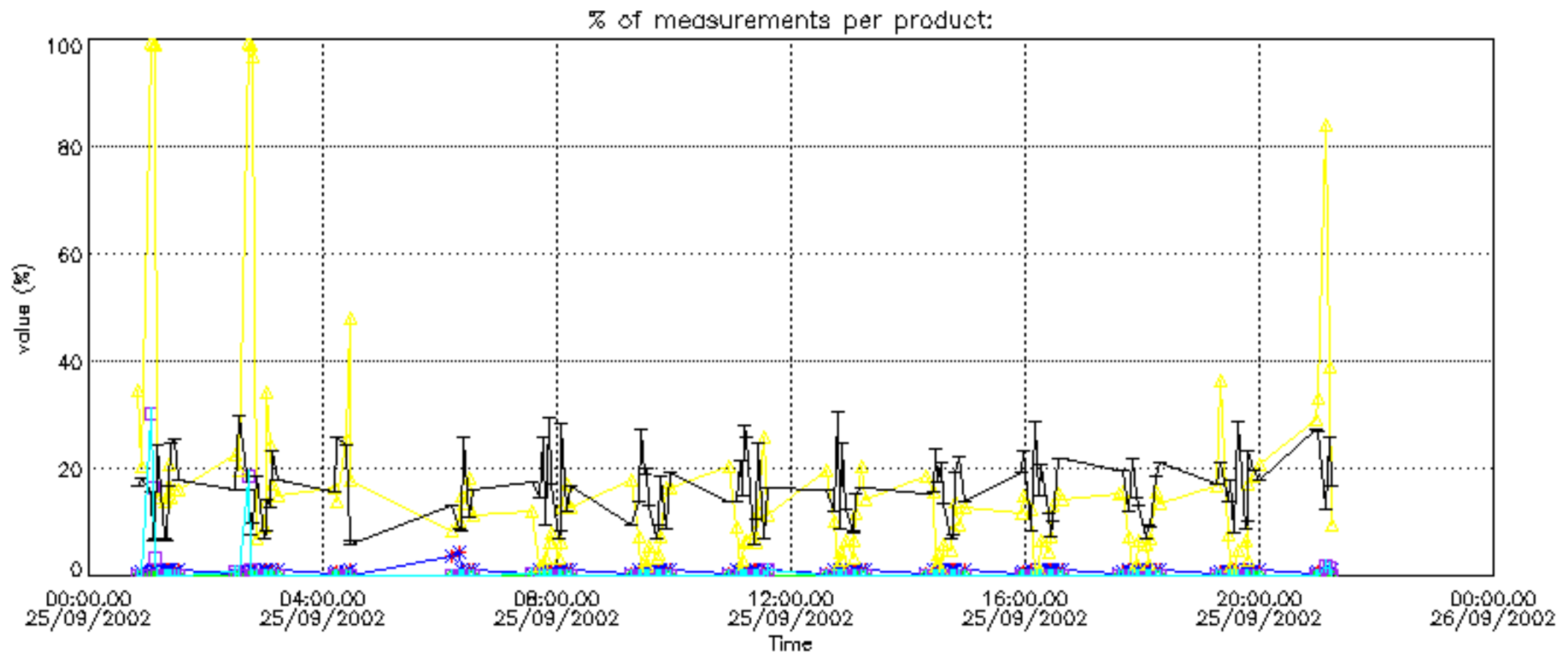


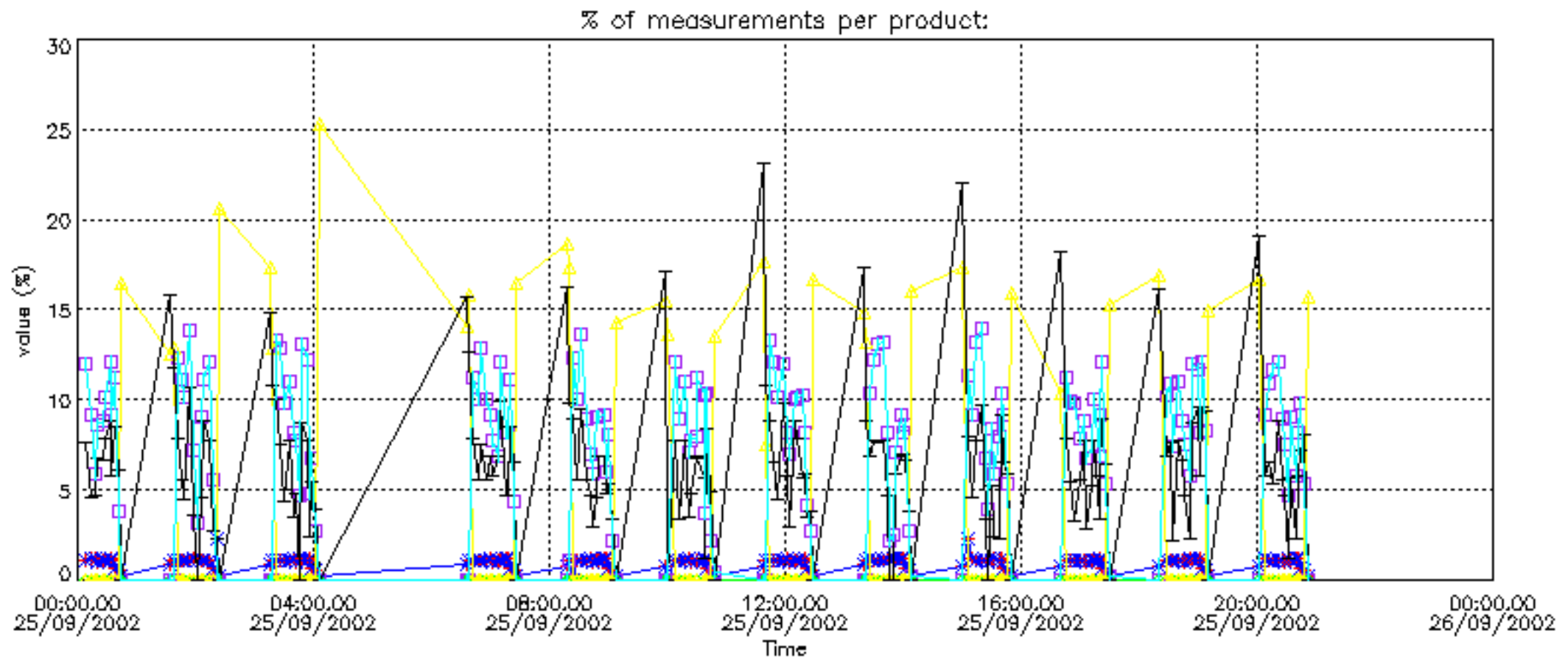
Percentage of flagged data per NO2 profile



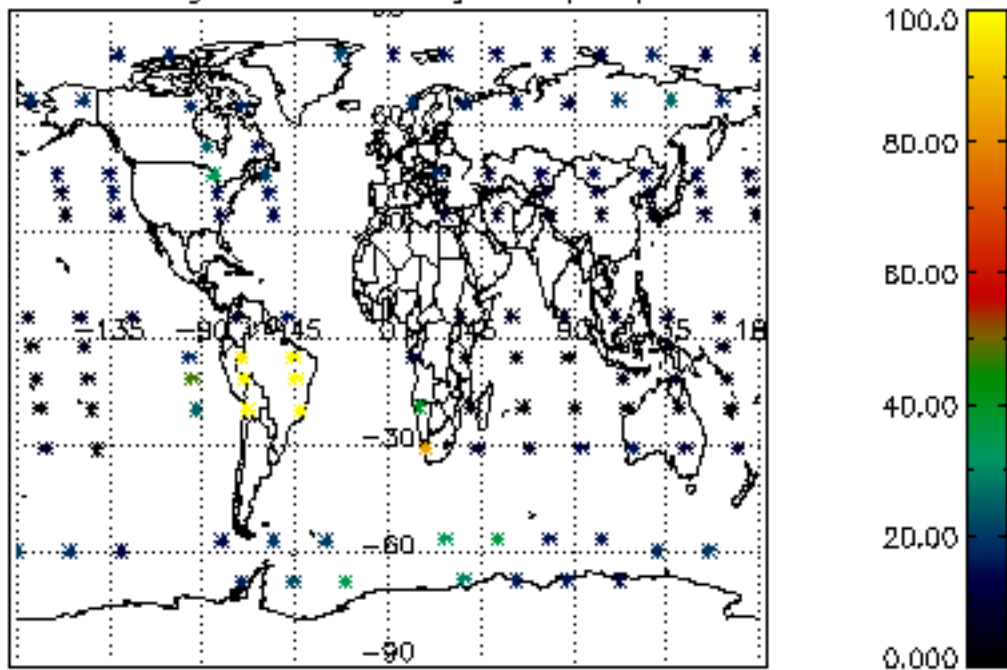
Percentage of flagged data per NO3 profile



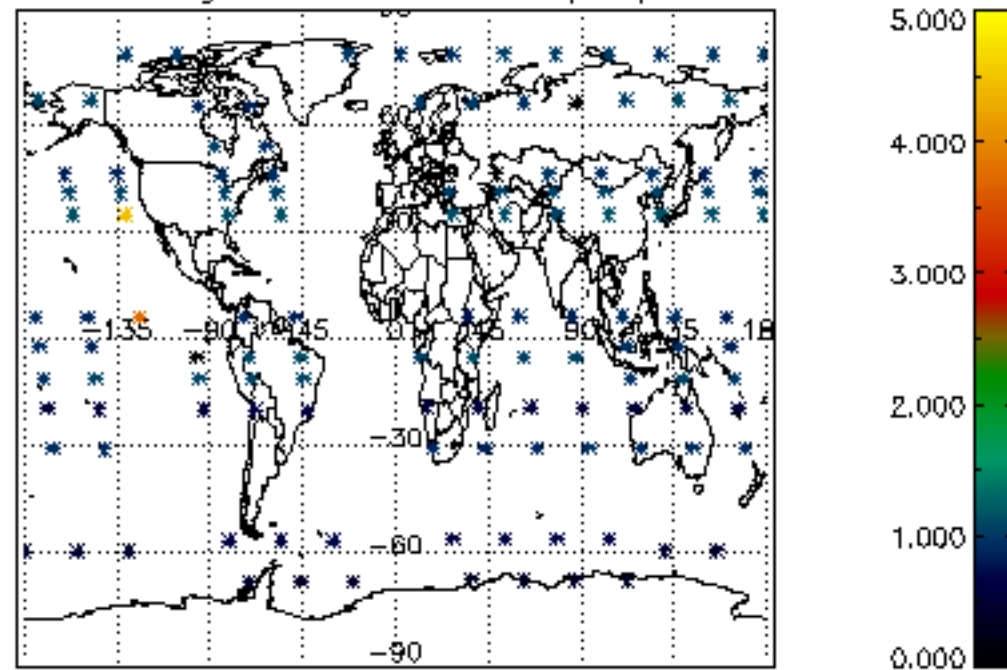




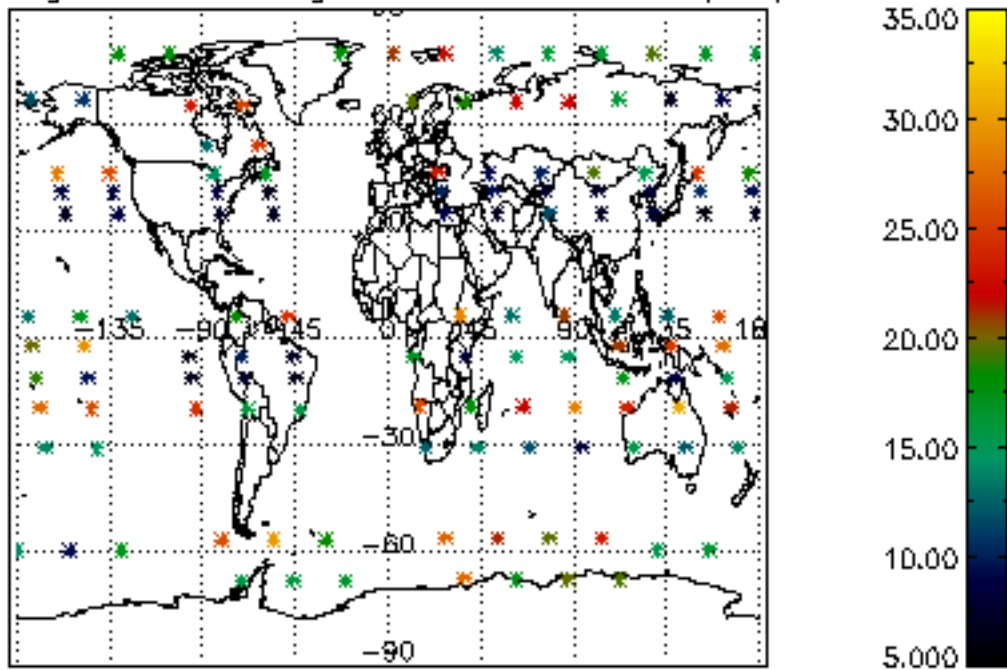
Percentage of cosmic ray hits per profile



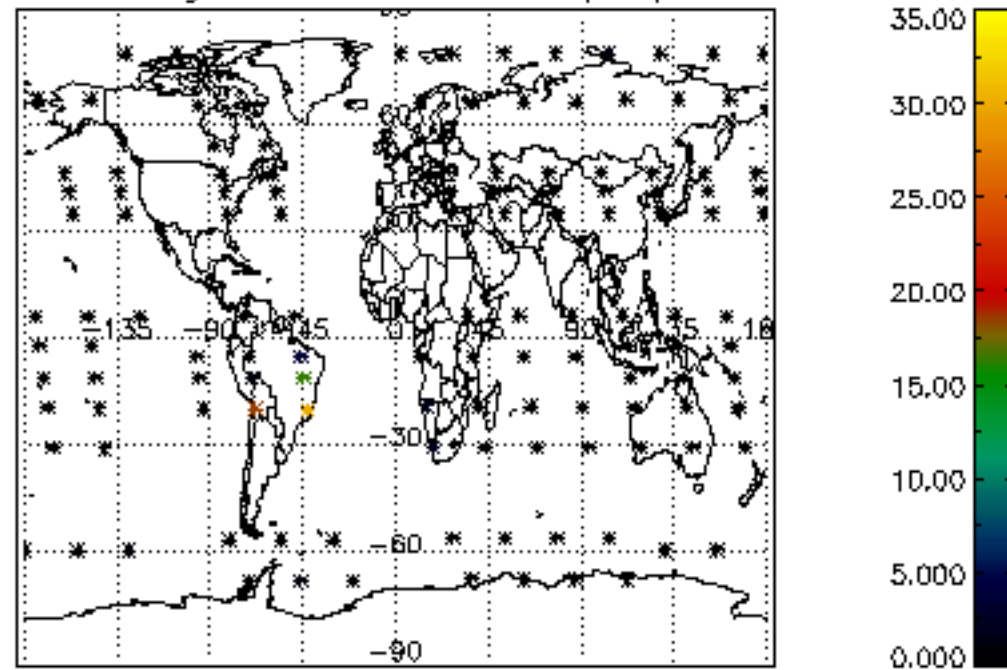
Percentage of datation errors per profile



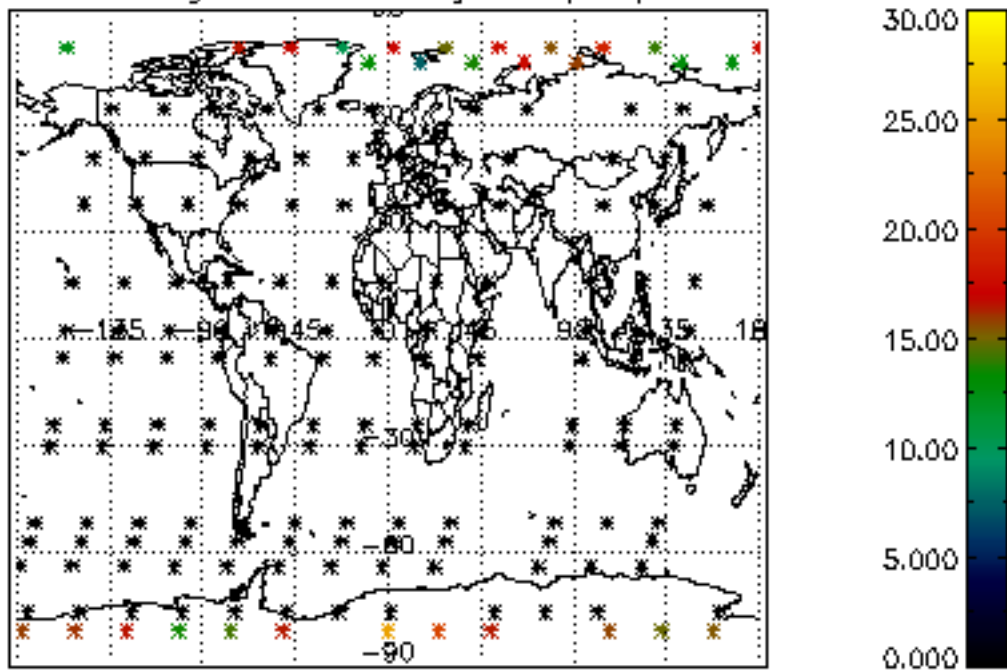
Percentage of star falling outside central band per profile



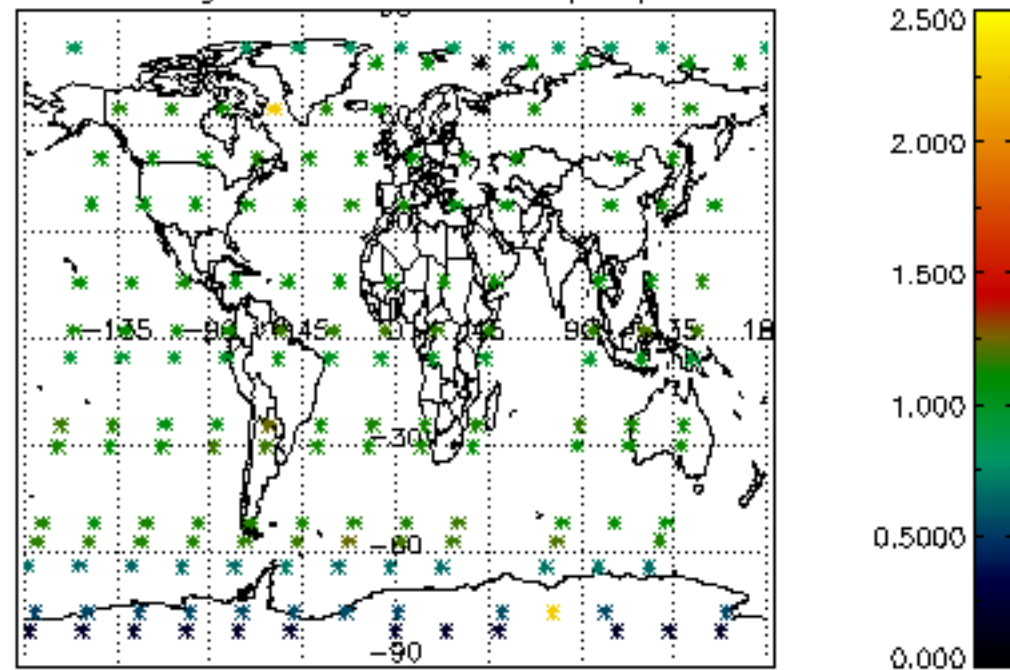
Percentage of saturation errors per profile



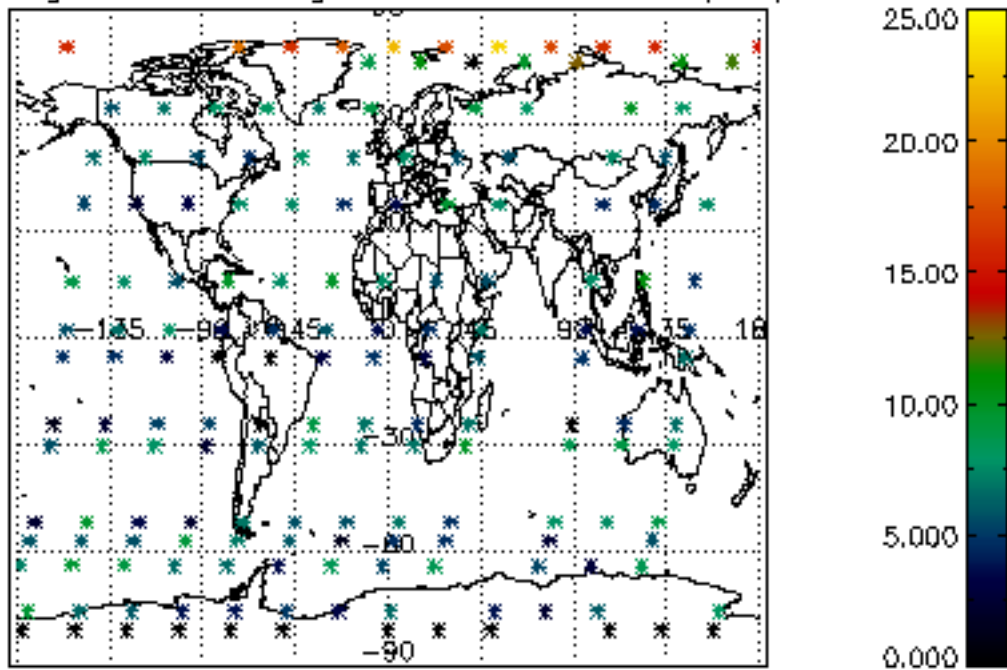
Percentage of cosmic ray hits per profile



Percentage of datation errors per profile



Percentage of star falling outside central band per profile



Percentage of saturation errors per profile

