

# GOMOS Level 2 Daily Report

## SUMMARY

### [1. General Info](#)

### [2. Summary of processed GOM\\_NL\\_2P products](#)

### [3. Level 2 Quality information per product](#)

#### [3.1 Plot of level 2 quality information per product \(time dependant\)](#)

#### [3.2 Plot of level 2 quality information per product \(world map\)](#)

### [4. Level 1 Quality information per product \(stored on level 2 products\)](#)

#### [4.1 Plot of level 1 quality information per product \(time dependant\)](#)

##### [4.1.1 Plot of level 1 quality information per product \(time dependant\): ASCENDING](#)

##### [4.1.2 Plot of level 1 quality information per product \(time dependant\): DESCENDING](#)

#### [4.2 Plot of level 1 quality information per product \(world map\)](#)

##### [4.2.1 Plot of level 1 quality information per product \(world map\): ASCENDING](#)

##### [4.2.2 Plot of level 1 quality information per product \(world map\): DESCENDING](#)

### [5. Ozone profiles based on quality statistics and other trace gas profiles](#)

#### [5.1 Ozone statistics based on quality of products](#)

#### [5.2 Plot ozone profiles for all STD \(dark without errors\)](#)

#### [5.3 Plot ozone profiles where STD < 20% \(dark without errors\)](#)

#### [5.4. Plot ozone profiles where STD < 10% \(dark without errors\)](#)

#### [5.5. Plot ozone profiles where STD < 5% \(dark without errors\)](#)

#### [5.6 Plot NO2 profiles for all STD \(dark without errors\)](#)

#### [5.7 Plot NO3 profiles for all STD \(dark without errors\)](#)

#### [5.8 Plot H2O profiles \(only for occultations of stars 1,2,3,4,13,14,16,26,63 dark without errors\) for all STD](#)

### [6. Auxiliary Data Files used for the production reported in section 2](#)

This report presents the daily analysis on parameters extracted from GOMOS level 2 data (GOM\_NL\_\_2P). It is intended to monitor some important parameters that will impact the quality of these products. A list of level 2 products (and content) that have arrived during the reporting day to the PCF is also given.

Item	Value
Time of report generation	17APR2013 18:31:14
Data source version	GOMOS/6.01
Start time of products	18-09-2002 (18SEP2002 00:00:00)
Stop time of products	19-09-2002 (19SEP2002 00:00:00)
Store outputs in DB	Yes
Nb of level 2 prods	370
Nb of prods with errors	0

## 2. Summary of processed GOM\_NL\_\_2P products.

Nr	Filename	UTC Start time	Limb	Duration	Star Id	Star Name	Star Mag	Star Temp	Nb Meas	Orbit	Prod. error
1	GOM_NL__2PRFIN20020918_002327_000000452009_00317_02876_2901.N1	18-SEP-2002 00:23:27	Bright	45.000	61	8Eps Peg	2.1000	3900.0	90	2876	No
2	GOM_NL__2PRFIN20020918_002610_000000572009_00317_02876_2902.N1	18-SEP-2002 00:26:10	Bright	57.000	140	88Gam Peg	2.8340	26000.	114	2876	No
3	GOM_NL__2PRFIN20020918_002843_000000492009_00317_02876_2903.N1	18-SEP-2002 00:28:43	Bright	49.000	93	53Bet Peg	2.5200	3100.0	98	2876	No
4	GOM_NL__2PRFIN20020918_003050_000000452009_00317_02876_2904.N1	18-SEP-2002 00:30:50	Bright	45.000	92	53Eps Cyg	2.5000	4500.0	90	2876	No
5	GOM_NL__2PRFIN20020918_003259_000000412009_00317_02876_2905.N1	18-SEP-2002 00:32:59	Bright	41.000	66	37Gam Cyg	2.2080	5900.0	82	2876	No
6	GOM_NL__2PRFIN20020918_004037_000000522009_00317_02876_2906.N1	18-SEP-2002 00:40:37	Bright	51.500	76	27Gam Cas	2.3000	30000.	103	2876	No
7	GOM_NL__2PRFIN20020918_004548_000000442009_00317_02876_2907.N1	18-SEP-2002 00:45:48	Bright	44.000	49	1Alp UMi	1.9900	6300.0	88	2876	No
8	GOM_NL__2PRFIN20020918_004811_000000792009_00317_02876_2908.N1	18-SEP-2002 00:48:11	Bright	79.000	35	33Alp Per	1.7950	6250.0	158	2876	No
9	GOM_NL__2PRFIN20020918_005315_000000452009_00317_02876_2909.N1	18-SEP-2002 00:53:15	Bright	45.000	36	50Alp UMa	1.8000	6300.0	90	2876	No
10	GOM_NL__2PRFIN20020918_005441_000000442009_00317_02876_2910.N1	18-SEP-2002 00:54:41	Bright	43.500	82	48Bet UMa	2.3650	10600.	87	2876	No
11	GOM_NL__2PRFIN20020918_005748_000000422009_00317_02876_2911.N1	18-SEP-2002 00:57:48	Bright	42.000	174	52Psi UMa	3.0040	4400.0	84	2876	No
12	GOM_NL__2PRFIN20020918_010125_000000762009_00317_02876_2912.N1	18-SEP-2002 01:01:25	Bright	75.500	107	37The Aur	2.6490	11000.	151	2876	No
13	GOM_NL__2PRFIN20020918_010435_000000562009_00317_02876_2913.N1	18-SEP-2002 01:04:35	Bright	56.000	17	78Bet Gem	1.1610	4500.0	112	2876	No
14	GOM_NL__2PRFIN20020918_010712_000001642009_00317_02876_2914.N1	18-SEP-2002 01:07:12	Straylight	164.00	28	12Bet Tau	1.6500	15200.	328	2876	No
15	GOM_NL__2PRFIN20020918_011214_000000682009_00317_02876_2915.N1	18-SEP-2002 01:12:14	Dark	67.500	8	10Alp CMi	0.40000	6500.0	135	2876	No
16	GOM_NL__2PRFIN20020918_011940_000000502009_00317_02876_2916.N1	18-SEP-2002 01:19:40	Dark	49.500	132	15Rho Pup	2.8030	6900.0	99	2876	No
17	GOM_NL__2PRFIN20020918_012135_000000802009_00317_02876_2917.N1	18-SEP-2002 01:21:35	Dark	79.500	1	9Alp CMa	-1.4400	11000.	159	2876	No
18	GOM_NL__2PRFIN20020918_012342_000000592009_00317_02876_2918.N1	18-SEP-2002 01:23:42	Dark	58.500	23	21Eps CMa	1.5020	26000.	117	2876	No
19	GOM_NL__2PRFIN20020918_012528_000000452009_00317_02876_2919.N1	18-SEP-2002 01:25:28	Dark	45.000	34	Gam2Vel	1.7930	23000.	90	2876	No
20	GOM_NL__2PRFIN20020918_012953_000000632009_00318_02877_8764.N1	18-SEP-2002 01:29:53	Dark	62.500	2	Alp Car	-0.73600	7000.0	125	2877	No
21	GOM_NL__2PRFIN20020918_020404_000000462009_00318_02877_8765.N1	18-SEP-2002 02:04:04	Bright	45.500	61	8Eps Peg	2.1000	3900.0	91	2877	No
22	GOM_NL__2PRFIN20020918_020645_000000572009_00318_02877_8766.N1	18-SEP-2002 02:06:45	Bright	56.500	140	88Gam Peg	2.8340	26000.	113	2877	No
23	GOM_NL__2PRFIN20020918_020919_000000462009_00318_02877_8767.N1	18-SEP-2002 02:09:19	Bright	46.000	93	53Bet Peg	2.5200	3100.0	92	2877	No
24	GOM_NL__2PRFIN20020918_021127_000000452009_00318_02877_8768.N1	18-SEP-2002 02:11:27	Bright	44.500	92	53Eps Cyg	2.5000	4500.0	89	2877	No
25	GOM_NL__2PRFIN20020918_021336_000000452009_00318_02877_8769.N1	18-SEP-2002 02:13:36	Bright	45.000	66	37Gam Cyg	2.2080	5900.0	90	2877	No
26	GOM_NL__2PRFIN20020918_022113_000000492009_00318_02877_8770.N1	18-SEP-2002 02:21:13	Bright	48.500	76	27Gam Cas	2.3000	30000.	97	2877	No
27	GOM_NL__2PRFIN20020918_022625_000000442009_00318_02877_8771.N1	18-SEP-2002 02:26:25	Bright	43.500	49	1Alp UMi	1.9900	6300.0	87	2877	No
28	GOM_NL__2PRFIN20020918_022846_000000792009_00318_02877_8772.N1	18-SEP-2002 02:28:46	Bright	78.500	35	33Alp Per	1.7950	6250.0	157	2877	No
29	GOM_NL__2PRFIN20020918_023350_000000442009_00318_02877_8773.N1	18-SEP-2002 02:33:50	Bright	44.000	36	50Alp UMa	1.8000	6300.0	88	2877	No
30	GOM_NL__2PRFIN20020918_023518_000000412009_00318_02877_8774.N1	18-SEP-2002 02:35:18	Bright	40.500	82	48Bet UMa	2.3650	10600.	81	2877	No
31	GOM_NL__2PRFIN20020918_023824_000000562009_00318_02877_2911.N1	18-SEP-2002 02:38:24	Bright	56.000	174	52Psi UMa	3.0040	4400.0	112	2877	No
32	GOM_NL__2PRFIN20020918_024201_000000752009_00318_02877_2912.N1	18-SEP-2002 02:42:01	Bright	75.000	107	37The Aur	2.6490	11000.	150	2877	No
33	GOM_NL__2PRFIN20020918_024511_000000572009_00318_02877_2913.N1	18-SEP-2002 02:45:11	Bright	57.000	17	78Bet Gem	1.1610	4500.0	114	2877	No
34	GOM_NL__2PRFIN20020918_024749_000001592009_00318_02877_2914.N1	18-SEP-2002 02:47:49	Straylight	158.50	28	12Bet Tau	1.6500	15200.	317	2877	No
35	GOM_NL__2PRFIN20020918_025251_000000722009_00318_02877_2915.N1	18-SEP-2002 02:52:51	Dark	72.000	8	10Alp CMi	0.40000	6500.0	144	2877	No
36	GOM_NL__2PRFIN20020918_030212_000000702009_00318_02877_2916.N1	18-SEP-2002 03:02:12	Dark	69.500	1	9Alp CMa	-1.4400	11000.	139	2877	No
37	GOM_NL__2PRFIN20020918_030419_000000562009_00318_02877_2917.N1	18-SEP-2002 03:04:19	Dark	55.500	23	21Eps CMa	1.5020	26000.	111	2877	No
38	GOM_NL__2PRFIN20020918_030604_000000472009_00318_02877_2918.N1	18-SEP-2002 03:06:04	Dark	47.000	34	Gam2Vel	1.7930	23000.	94	2877	No
39	GOM_NL__2PRFIN20020918_031030_000000532009_00319_02878_2900.N1	18-SEP-2002 03:10:30	Dark	53.000	2	Alp Car	-0.73600	7000.0	106	2878	No
40	GOM_NL__2PRFIN20020918_034440_000000452009_00319_02878_2901.N1	18-SEP-2002 03:44:40	Bright	45.000	61	8Eps Peg	2.1000	3900.0	90	2878	No
41	GOM_NL__2PRFIN20020918_034720_000000572009_00319_02878_2902.N1	18-SEP-2002 03:47:20	Bright	56.500	140	88Gam Peg	2.8340	26000.	113	2878	No
42	GOM_NL__2PRFIN20020918_034954_000000472009_00319_02878_2903.N1	18-SEP-2002 03:49:54	Bright	46.500	93	53Bet Peg	2.5200	3100.0	93	2878	No

43	GOM_NL__2PRFIN20020918_035203_000000462009_00319_02878_2904.N1	18-SEP-2002 03:52:03	Bright	45.500	92	53Eps Cyg	2.5000	4500.0	91	2878	No
44	GOM_NL__2PRFIN20020918_035412_000000442009_00319_02878_2905.N1	18-SEP-2002 03:54:12	Bright	43.500	66	37Gam Cyg	2.2080	5900.0	87	2878	No
45	GOM_NL__2PRFIN20020918_040148_000000522009_00319_02878_2906.N1	18-SEP-2002 04:01:48	Bright	52.000	76	27Gam Cas	2.3000	30000.	104	2878	No
46	GOM_NL__2PRFIN20020918_040701_000000442009_00319_02878_2907.N1	18-SEP-2002 04:07:01	Bright	44.000	49	1Alp UMi	1.9900	6300.0	88	2878	No
47	GOM_NL__2PRFIN20020918_040920_000000782009_00319_02878_2908.N1	18-SEP-2002 04:09:20	Bright	78.000	35	33Alp Per	1.7950	6250.0	156	2878	No
48	GOM_NL__2PRFIN20020918_041427_000000442009_00319_02878_2909.N1	18-SEP-2002 04:14:27	Bright	44.000	36	50Alp UMa	1.8000	6300.0	88	2878	No
49	GOM_NL__2PRFIN20020918_041554_000000492009_00319_02878_2910.N1	18-SEP-2002 04:15:54	Bright	49.000	82	48Bet UMa	2.3650	10600.	98	2878	No
50	GOM_NL__2PRFIN20020918_041900_000000592009_00319_02878_2911.N1	18-SEP-2002 04:19:00	Bright	59.000	174	52Psi UMa	3.0040	4400.0	118	2878	No
51	GOM_NL__2PRFIN20020918_042236_000000802009_00319_02878_2912.N1	18-SEP-2002 04:22:36	Bright	79.500	107	37The Aur	2.6490	11000.	159	2878	No
52	GOM_NL__2PRFIN20020918_042547_000000562009_00319_02878_2913.N1	18-SEP-2002 04:25:47	Bright	55.500	17	78Bet Gem	1.1610	4500.0	111	2878	No
53	GOM_NL__2PRFIN20020918_042825_000001492009_00319_02878_2914.N1	18-SEP-2002 04:28:25	Straylight	148.50	28	12Bet Tau	1.6500	15200.	297	2878	No
54	GOM_NL__2PRFIN20020918_043327_000000622009_00319_02878_2915.N1	18-SEP-2002 04:33:27	Dark	62.000	8	10Alp CMi	0.40000	6500.0	124	2878	No
55	GOM_NL__2PRFIN20020918_044053_000000502009_00319_02878_2916.N1	18-SEP-2002 04:40:53	Dark	50.000	132	15Rho Pup	2.8030	6900.0	100	2878	No
56	GOM_NL__2PRFIN20020918_044249_000000742009_00319_02878_2917.N1	18-SEP-2002 04:42:49	Dark	74.000	1	9Alp CMa	-1.4400	11000.	148	2878	No
57	GOM_NL__2PRFIN20020918_044456_000000572009_00319_02878_2918.N1	18-SEP-2002 04:44:56	Dark	56.500	23	21Eps CMa	1.5020	26000.	113	2878	No
58	GOM_NL__2PRFIN20020918_044640_000000472009_00319_02878_2919.N1	18-SEP-2002 04:46:40	Dark	47.000	34	Gam2Vel	1.7930	23000.	94	2878	No
59	GOM_NL__2PRFIN20020918_045106_000000642009_00320_02879_2901.N1	18-SEP-2002 04:51:06	Dark	64.000	2	Alp Car	-0.73600	7000.0	128	2879	No
60	GOM_NL__2PRFIN20020918_052516_000000442009_00320_02879_2902.N1	18-SEP-2002 05:25:16	Bright	43.500	61	8Eps Peg	2.1000	3900.0	87	2879	No
61	GOM_NL__2PRFIN20020918_052756_000000572009_00320_02879_2903.N1	18-SEP-2002 05:27:56	Bright	57.000	140	88Gam Peg	2.8340	26000.	114	2879	No
62	GOM_NL__2PRFIN20020918_053030_000000462009_00320_02879_2904.N1	18-SEP-2002 05:30:30	Bright	46.000	93	53Bet Peg	2.5200	3100.0	92	2879	No
63	GOM_NL__2PRFIN20020918_053239_000000462009_00320_02879_2905.N1	18-SEP-2002 05:32:39	Bright	45.500	92	53Eps Cyg	2.5000	4500.0	91	2879	No
64	GOM_NL__2PRFIN20020918_053448_000000432009_00320_02879_2906.N1	18-SEP-2002 05:34:48	Bright	43.000	66	37Gam Cyg	2.2080	5900.0	86	2879	No
65	GOM_NL__2PRFIN20020918_054223_000000522009_00320_02879_2907.N1	18-SEP-2002 05:42:23	Bright	52.000	76	27Gam Cas	2.3000	30000.	104	2879	No
66	GOM_NL__2PRFIN20020918_054736_000000452009_00320_02879_2908.N1	18-SEP-2002 05:47:36	Bright	44.500	49	1Alp UMi	1.9900	6300.0	89	2879	No
67	GOM_NL__2PRFIN20020918_054955_000000792009_00320_02879_2909.N1	18-SEP-2002 05:49:55	Bright	79.000	35	33Alp Per	1.7950	6250.0	158	2879	No
68	GOM_NL__2PRFIN20020918_055503_000000442009_00320_02879_2910.N1	18-SEP-2002 05:55:03	Bright	43.500	36	50Alp UMa	1.8000	6300.0	87	2879	No
69	GOM_NL__2PRFIN20020918_055630_000000422009_00320_02879_2911.N1	18-SEP-2002 05:56:30	Bright	41.500	82	48Bet UMa	2.3650	10600.	83	2879	No
70	GOM_NL__2PRFIN20020918_055937_000000412009_00320_02879_2912.N1	18-SEP-2002 05:59:37	Bright	41.000	174	52Psi UMa	3.0040	4400.0	82	2879	No
71	GOM_NL__2PRFIN20020918_060313_000000752009_00320_02879_2913.N1	18-SEP-2002 06:03:13	Bright	75.000	107	37The Aur	2.6490	11000.	150	2879	No
72	GOM_NL__2PRFIN20020918_060623_000000562009_00320_02879_2914.N1	18-SEP-2002 06:06:23	Bright	55.500	17	78Bet Gem	1.1610	4500.0	111	2879	No
73	GOM_NL__2PRFIN20020918_060902_000001542009_00320_02879_2915.N1	18-SEP-2002 06:09:02	Straylight	153.50	28	12Bet Tau	1.6500	15200.	307	2879	No
74	GOM_NL__2PRFIN20020918_061404_000000582009_00320_02879_2916.N1	18-SEP-2002 06:14:04	Dark	57.500	8	10Alp CMi	0.40000	6500.0	115	2879	No
75	GOM_NL__2PRFIN20020918_062129_000000512009_00320_02879_2917.N1	18-SEP-2002 06:21:29	Dark	50.500	132	15Rho Pup	2.8030	6900.0	101	2879	No
76	GOM_NL__2PRFIN20020918_062327_000000702009_00320_02879_2918.N1	18-SEP-2002 06:23:27	Dark	69.500	1	9Alp CMa	-1.4400	11000.	139	2879	No
77	GOM_NL__2PRFIN20020918_062533_000000592009_00320_02879_2919.N1	18-SEP-2002 06:25:33	Dark	59.000	23	21Eps CMa	1.5020	26000.	118	2879	No
78	GOM_NL__2PRFIN20020918_062717_000000482009_00320_02879_2920.N1	18-SEP-2002 06:27:17	Dark	47.500	34	Gam2Vel	1.7930	23000.	95	2879	No
79	GOM_NL__2PRFIN20020918_063143_000000642009_00321_02880_2904.N1	18-SEP-2002 06:31:43	Dark	64.000	2	Alp Car	-0.73600	7000.0	128	2880	No
80	GOM_NL__2PRFIN20020918_081450_000002352009_00322_02881_2921.N1	18-SEP-2002 08:14:50	Dark	235.00	7	19Bet Ori	0.10000	14000.	470	2881	No
81	GOM_NL__2PRFIN20020918_082115_000000432009_00322_02881_2922.N1	18-SEP-2002 08:21:15	Dark	43.000	135	Bet Hyi	2.8200	5800.0	86	2881	No
82	GOM_NL__2PRFIN20020918_082356_000000602009_00322_02881_2923.N1	18-SEP-2002 08:23:56	Dark	60.000	9	Alp Eri	0.45300	24000.	120	2881	No
83	GOM_NL__2PRFIN20020918_082646_000000502009_00322_02881_2924.N1	18-SEP-2002 08:26:46	Straylight	49.500	148	Alp Tuc	2.8780	4100.0	99	2881	No
84	GOM_NL__2PRFIN20020918_083031_000000452009_00322_02881_2925.N1	18-SEP-2002 08:30:31	Straylight	45.000	31	Alp Gru	1.7340	15200.	90	2881	No
85	GOM_NL__2PRFIN20020918_083318_000000462009_00322_02881_2926.N1	18-SEP-2002 08:33:18	Straylight	45.500	172	Gam Gru	3.0030	13100.	91	2881	No
86	GOM_NL__2PRFIN20020918_083444_000000522009_00322_02881_2927.N1	18-SEP-2002 08:34:44	Straylight	52.000	18	24Alp PsA	1.1660	9700.0	104	2881	No
87	GOM_NL__2PRFIN20020918_083707_000000672009_00322_02881_2928.N1	18-SEP-2002 08:37:07	Tw_i_and_stray	67.000	52	16Bet Cet	2.0370	4500.0	134	2881	No
88	GOM_NL__2PRFIN20020918_083915_000000472009_00322_02881_2929.N1	18-SEP-2002 08:39:15	Tw_i_and_stray	46.500	142	49Del Cap	2.8500	8900.0	93	2881	No
89	GOM_NL__2PRFIN20020918_084327_000000452009_00322_02881_2930.N1	18-SEP-2002 08:43:27	Bright	45.000	162	34Alp Aqr	2.9440	5350.0	90	2881	No
90	GOM_NL__2PRFIN20020918_084628_000000442009_00322_02881_2931.N1	18-SEP-2002 08:46:28	Bright	44.000	61	8Eps Peg	2.1000	3900.0	88	2881	No
91	GOM_NL__2PRFIN20020918_084907_000000562009_00322_02881_2932.N1	18-SEP-2002 08:49:07	Bright	55.500	140	88Gam Peg	2.8340	26000.	111	2881	No
92	GOM_NL__2PRFIN20020918_085141_000000482009_00322_02881_2933.N1	18-SEP-2002 08:51:41	Bright	48.000	93	53Bet Peg	2.5200	3100.0	96	2881	No
93	GOM_NL__2PRFIN20020918_085352_000000452009_00322_02881_2934.N1	18-SEP-2002 08:53:52	Bright	45.000	92	53Eps Cyg	2.5000	4500.0	90	2881	No
94	GOM_NL__2PRFIN20020918_090112_000000432009_00322_02881_2935.N1	18-SEP-2002 09:01:12	Bright	43.000	89	5Alp Cep	2.4510	8000.0	86	2881	No
95	GOM_NL__2PRFIN20020918_090334_000000512009_00322_02881_2936.N1	18-SEP-2002 09:03:34	Bright	51.000	76	27Gam Cas	2.3000	30000.	102	2881	No
96	GOM_NL__2PRFIN20020918_090848_000000452009_00322_02881_2937.N1	18-SEP-2002 09:08:48	Bright	44.500	49	1Alp UMi	1.9900	6300.0	89	2881	No
97	GOM_NL__2PRFIN20020918_091105_000000792009_00322_02881_2938.N1	18-SEP-2002 09:11:05	Bright	79.000	35	33Alp Per	1.7950	6250.0	158	2881	No
98	GOM_NL__2PRFIN20020918_091616_000000432009_00322_02881_2939.N1	18-SEP-2002 09:16:16	Bright	43.000	36	50Alp UMa	1.8000	6300.0	86	2881	No
99	GOM_NL__2PRFIN20020918_091743_000000432009_00322_02881_2940.N1	18-SEP-2002 09:17:43	Bright	42.500	82	48Bet UMa	2.3650	10600.	85	2881	No
100	GOM_NL__2PRFIN20020918_092049_000000452009_00322_02881_2941.N1	18-SEP-2002 09:20:49	Bright	45.000	174	52Psi UMa	3.0040	4400.0	90	2881	No
101	GOM_NL__2PRFIN20020918_092424_000000762009_00322_02881_2942.N1	18-SEP-2002 09:24:24	Bright	76.000	107	37The Aur	2.6490	11000.	152	2881	No

102	GOM_NL__2PRFIN20020918_092736_000000532009_00322_02881_2943.N1	18-SEP-2002 09:27:36	Bright	53.000	17	78Bet Gem	1.1610	4500.0	106	2881	No
103	GOM_NL__2PRFIN20020918_093016_000001532009_00322_02881_2944.N1	18-SEP-2002 09:30:16	Straylight	153.00	28	12Bet Tau	1.6500	15200.	306	2881	No
104	GOM_NL__2PRFIN20020918_093517_000000642009_00322_02881_2945.N1	18-SEP-2002 09:35:17	Dark	63.500	8	10Alp CMi	0.40000	6500.0	127	2881	No
105	GOM_NL__2PRFIN20020918_094242_000000492009_00322_02881_2946.N1	18-SEP-2002 09:42:42	Dark	49.000	132	15Rho Pup	2.8030	6900.0	98	2881	No
106	GOM_NL__2PRFIN20020918_094441_000000702009_00322_02881_2947.N1	18-SEP-2002 09:44:41	Dark	70.000	1	9Alp CMa	-1.4400	11000.	140	2881	No
107	GOM_NL__2PRFIN20020918_094649_000000482009_00322_02881_2948.N1	18-SEP-2002 09:46:49	Dark	48.000	70	Zet Pup	2.2460	39000.	96	2881	No
108	GOM_NL__2PRFIN20020918_094829_000000502009_00322_02881_2949.N1	18-SEP-2002 09:48:29	Dark	50.000	34	Gam2Vel	1.7930	23000.	100	2881	No
109	GOM_NL__2PRFIN20020918_095256_000000542009_00323_02882_2921.N1	18-SEP-2002 09:52:56	Dark	54.000	2	Alp Car	-0.73600	7000.0	108	2882	No
110	GOM_NL__2PRFIN20020918_095531_000002352009_00323_02882_2922.N1	18-SEP-2002 09:55:31	Dark	235.00	7	19Bet Ori	0.10000	14000.	470	2882	No
111	GOM_NL__2PRFIN20020918_100151_000000452009_00323_02882_2923.N1	18-SEP-2002 10:01:51	Dark	44.500	135	Bet Hyi	2.8200	5800.0	89	2882	No
112	GOM_NL__2PRFIN20020918_100433_000000542009_00323_02882_2924.N1	18-SEP-2002 10:04:33	Dark	53.500	9	Alp Eri	0.45300	24000.	107	2882	No
113	GOM_NL__2PRFIN20020918_100723_000000472009_00323_02882_2925.N1	18-SEP-2002 10:07:23	Straylight	46.500	148	Alp Tuc	2.8780	4100.0	93	2882	No
114	GOM_NL__2PRFIN20020918_101107_000000472009_00323_02882_2926.N1	18-SEP-2002 10:11:07	Straylight	46.500	31	Alp Gru	1.7340	15200.	93	2882	No
115	GOM_NL__2PRFIN20020918_101354_000000452009_00323_02882_2927.N1	18-SEP-2002 10:13:54	Straylight	45.000	172	Gam Gru	3.0030	13100.	90	2882	No
116	GOM_NL__2PRFIN20020918_101521_000000512009_00323_02882_2928.N1	18-SEP-2002 10:15:21	Straylight	51.000	18	24Alp PsA	1.1660	9700.0	102	2882	No
117	GOM_NL__2PRFIN20020918_101743_000000692009_00323_02882_2929.N1	18-SEP-2002 10:17:43	Tw_i_and_stray	69.000	52	16Bet Cet	2.0370	4500.0	138	2882	No
118	GOM_NL__2PRFIN20020918_101952_000000452009_00323_02882_2930.N1	18-SEP-2002 10:19:52	Tw_i_and_stray	45.000	142	49Del Cap	2.8500	8900.0	90	2882	No
119	GOM_NL__2PRFIN20020918_102403_000000462009_00323_02882_2931.N1	18-SEP-2002 10:24:03	Bright	46.000	162	34Alp Aqr	2.9440	5350.0	92	2882	No
120	GOM_NL__2PRFIN20020918_102704_000000452009_00323_02882_2932.N1	18-SEP-2002 10:27:04	Bright	45.000	61	8Eps Peg	2.1000	3900.0	90	2882	No
121	GOM_NL__2PRFIN20020918_102942_000000562009_00323_02882_2933.N1	18-SEP-2002 10:29:42	Bright	56.000	140	88Gam Peg	2.8340	26000.	112	2882	No
122	GOM_NL__2PRFIN20020918_103217_000000462009_00323_02882_2934.N1	18-SEP-2002 10:32:17	Bright	45.500	93	53Bet Peg	2.5200	3100.0	91	2882	No
123	GOM_NL__2PRFIN20020918_103428_000000462009_00323_02882_2935.N1	18-SEP-2002 10:34:28	Bright	45.500	92	53Eps Cyg	2.5000	4500.0	91	2882	No
124	GOM_NL__2PRFIN20020918_104148_000000442009_00323_02882_2936.N1	18-SEP-2002 10:41:48	Bright	43.500	89	5Alp Cep	2.4510	8000.0	87	2882	No
125	GOM_NL__2PRFIN20020918_104410_000000502009_00323_02882_2937.N1	18-SEP-2002 10:44:10	Bright	49.500	76	27Gam Cas	2.3000	30000.	99	2882	No
126	GOM_NL__2PRFIN20020918_104925_000000432009_00323_02882_2938.N1	18-SEP-2002 10:49:25	Bright	43.000	49	1Alp UMi	1.9900	6300.0	86	2882	No
127	GOM_NL__2PRFIN20020918_105139_000000782009_00323_02882_2939.N1	18-SEP-2002 10:51:39	Bright	77.500	35	33Alp Per	1.7950	6250.0	155	2882	No
128	GOM_NL__2PRFIN20020918_105652_000000442009_00323_02882_2940.N1	18-SEP-2002 10:56:52	Bright	44.000	36	50Alp UMa	1.8000	6300.0	88	2882	No
129	GOM_NL__2PRFIN20020918_105819_000000432009_00323_02882_2941.N1	18-SEP-2002 10:58:19	Bright	42.500	82	48Bet UMa	2.3650	10600.	85	2882	No
130	GOM_NL__2PRFIN20020918_110125_000000422009_00323_02882_2942.N1	18-SEP-2002 11:01:25	Bright	42.000	174	52Psi UMa	3.0040	4400.0	84	2882	No
131	GOM_NL__2PRFIN20020918_110500_000000772009_00323_02882_2943.N1	18-SEP-2002 11:05:00	Bright	76.500	107	37The Aur	2.6490	11000.	153	2882	No
132	GOM_NL__2PRFIN20020918_110812_000000562009_00323_02882_2944.N1	18-SEP-2002 11:08:12	Bright	56.000	17	78Bet Gem	1.1610	4500.0	112	2882	No
133	GOM_NL__2PRFIN20020918_111053_000001542009_00323_02882_2945.N1	18-SEP-2002 11:10:53	Straylight	154.00	28	12Bet Tau	1.6500	15200.	308	2882	No
134	GOM_NL__2PRFIN20020918_111554_000000672009_00323_02882_2946.N1	18-SEP-2002 11:15:54	Dark	66.500	8	10Alp CMi	0.40000	6500.0	133	2882	No
135	GOM_NL__2PRFIN20020918_112319_000000492009_00323_02882_2947.N1	18-SEP-2002 11:23:19	Dark	48.500	132	15Rho Pup	2.8030	6900.0	97	2882	No
136	GOM_NL__2PRFIN20020918_112518_000000742009_00323_02882_2948.N1	18-SEP-2002 11:25:18	Dark	73.500	1	9Alp CMa	-1.4400	11000.	147	2882	No
137	GOM_NL__2PRFIN20020918_112726_000000462009_00323_02882_2949.N1	18-SEP-2002 11:27:26	Dark	46.000	70	Zet Pup	2.2460	39000.	92	2882	No
138	GOM_NL__2PRFIN20020918_112906_000000472009_00323_02882_2950.N1	18-SEP-2002 11:29:06	Dark	46.500	34	Gam2Vel	1.7930	23000.	93	2882	No
139	GOM_NL__2PRFIN20020918_113333_000000642009_00324_02883_2926.N1	18-SEP-2002 11:33:33	Dark	64.000	2	Alp Car	-0.73600	7000.0	128	2883	No
140	GOM_NL__2PRFIN20020918_113612_000002352009_00324_02883_2927.N1	18-SEP-2002 11:36:12	Dark	235.00	7	19Bet Ori	0.10000	14000.	470	2883	No
141	GOM_NL__2PRFIN20020918_114228_000000442009_00324_02883_2928.N1	18-SEP-2002 11:42:28	Dark	44.000	135	Bet Hyi	2.8200	5800.0	88	2883	No
142	GOM_NL__2PRFIN20020918_114510_000000552009_00324_02883_2929.N1	18-SEP-2002 11:45:10	Dark	54.500	9	Alp Eri	0.45300	24000.	109	2883	No
143	GOM_NL__2PRFIN20020918_114759_000000472009_00324_02883_2930.N1	18-SEP-2002 11:47:59	Straylight	46.500	148	Alp Tuc	2.8780	4100.0	93	2883	No
144	GOM_NL__2PRFIN20020918_115143_000000482009_00324_02883_2931.N1	18-SEP-2002 11:51:43	Straylight	48.000	31	Alp Gru	1.7340	15200.	96	2883	No
145	GOM_NL__2PRFIN20020918_115430_000000462009_00324_02883_2932.N1	18-SEP-2002 11:54:30	Straylight	45.500	172	Gam Gru	3.0030	13100.	91	2883	No
146	GOM_NL__2PRFIN20020918_115557_000000572009_00324_02883_2933.N1	18-SEP-2002 11:55:57	Straylight	57.000	18	24Alp PsA	1.1660	9700.0	114	2883	No
147	GOM_NL__2PRFIN20020918_115819_000000752009_00324_02883_2934.N1	18-SEP-2002 11:58:19	Tw_i_and_stray	75.000	52	16Bet Cet	2.0370	4500.0	150	2883	No
148	GOM_NL__2PRFIN20020918_120028_000000492009_00324_02883_2935.N1	18-SEP-2002 12:00:28	Tw_i_and_stray	48.500	142	49Del Cap	2.8500	8900.0	97	2883	No
149	GOM_NL__2PRFIN20020918_120440_000000452009_00324_02883_2936.N1	18-SEP-2002 12:04:40	Bright	45.000	162	34Alp Aqr	2.9440	5350.0	90	2883	No
150	GOM_NL__2PRFIN20020918_120741_000000452009_00324_02883_2937.N1	18-SEP-2002 12:07:41	Bright	44.500	61	8Eps Peg	2.1000	3900.0	89	2883	No
151	GOM_NL__2PRFIN20020918_121018_000000572009_00324_02883_2938.N1	18-SEP-2002 12:10:18	Bright	56.500	140	88Gam Peg	2.8340	26000.	113	2883	No
152	GOM_NL__2PRFIN20020918_121253_000000462009_00324_02883_2939.N1	18-SEP-2002 12:12:53	Bright	46.000	93	53Bet Peg	2.5200	3100.0	92	2883	No
153	GOM_NL__2PRFIN20020918_121504_000000442009_00324_02883_2940.N1	18-SEP-2002 12:15:04	Bright	44.000	92	53Eps Cyg	2.5000	4500.0	88	2883	No
154	GOM_NL__2PRFIN20020918_122224_000000432009_00324_02883_2941.N1	18-SEP-2002 12:22:24	Bright	43.000	89	5Alp Cep	2.4510	8000.0	86	2883	No
155	GOM_NL__2PRFIN20020918_122445_000000502009_00324_02883_2942.N1	18-SEP-2002 12:24:45	Bright	50.000	76	27Gam Cas	2.3000	30000.	100	2883	No
156	GOM_NL__2PRFIN20020918_123214_000000782009_00324_02883_2943.N1	18-SEP-2002 12:32:14	Bright	78.000	35	33Alp Per	1.7950	6250.0	156	2883	No
157	GOM_NL__2PRFIN20020918_123728_000000402009_00324_02883_2944.N1	18-SEP-2002 12:37:28	Bright	39.500	36	50Alp UMa	1.8000	6300.0	79	2883	No
158	GOM_NL__2PRFIN20020918_123855_000000402009_00324_02883_2945.N1	18-SEP-2002 12:38:55	Bright	39.500	82	48Bet UMa	2.3650	10600.	79	2883	No
159	GOM_NL__2PRFIN20020918_124201_000000402009_00324_02883_2946.N1	18-SEP-2002 12:42:01	Bright	39.500	174	52Psi UMa	3.0040	4400.0	79	2883	No
160	GOM_NL__2PRFIN20020918_124536_000000752009_00324_02883_2947.N1	18-SEP-2002 12:45:36	Bright	75.000	107	37The Aur	2.6490	11000.	150	2883	No



161	GOM_NL__2PRFIN20020918_124848_000000532009_00324_02883_2948.N1	18-SEP-2002 12:48:48	Bright	53.000	17	78Bet Gem	1.1610	4500.0	106	2883	No
162	GOM_NL__2PRFIN20020918_125130_000001702009_00324_02883_2949.N1	18-SEP-2002 12:51:30	Straylight	169.50	28	12Bet Tau	1.6500	15200.	339	2883	No
163	GOM_NL__2PRFIN20020918_125630_000000682009_00324_02883_2950.N1	18-SEP-2002 12:56:30	Dark	67.500	8	10Alp CMi	0.40000	6500.0	135	2883	No
164	GOM_NL__2PRFIN20020918_130355_000000502009_00324_02883_2951.N1	18-SEP-2002 13:03:55	Dark	49.500	132	15Rho Pup	2.8030	6900.0	99	2883	No
165	GOM_NL__2PRFIN20020918_130555_000000752009_00324_02883_2952.N1	18-SEP-2002 13:05:55	Dark	74.500	1	9Alp CMa	-1.4400	11000.	149	2883	No
166	GOM_NL__2PRFIN20020918_130803_000000492009_00324_02883_2953.N1	18-SEP-2002 13:08:03	Dark	49.000	70	Zet Pup	2.2460	39000.	98	2883	No
167	GOM_NL__2PRFIN20020918_130942_000000482009_00324_02883_2954.N1	18-SEP-2002 13:09:42	Dark	47.500	34	Gam2Vel	1.7930	23000.	95	2883	No
168	GOM_NL__2PRFIN20020918_131410_000000512009_00325_02884_8770.N1	18-SEP-2002 13:14:10	Dark	50.500	2	Alp Car	-0.73600	7000.0	101	2884	No
169	GOM_NL__2PRFIN20020918_131653_000002352009_00325_02884_8771.N1	18-SEP-2002 13:16:53	Dark	235.00	7	19Bet Ori	0.10000	14000.	470	2884	No
170	GOM_NL__2PRFIN20020918_132304_000000442009_00325_02884_8772.N1	18-SEP-2002 13:23:04	Dark	44.000	135	Bet Hyi	2.8200	5800.0	88	2884	No
171	GOM_NL__2PRFIN20020918_132546_000000622009_00325_02884_8773.N1	18-SEP-2002 13:25:46	Dark	61.500	9	Alp Eri	0.45300	24000.	123	2884	No
172	GOM_NL__2PRFIN20020918_132835_000000502009_00325_02884_8774.N1	18-SEP-2002 13:28:35	Straylight	49.500	148	Alp Tuc	2.8780	4100.0	99	2884	No
173	GOM_NL__2PRFIN20020918_133219_000000492009_00325_02884_8775.N1	18-SEP-2002 13:32:19	Straylight	48.500	31	Alp Gru	1.7340	15200.	97	2884	No
174	GOM_NL__2PRFIN20020918_133507_000000442009_00325_02884_8776.N1	18-SEP-2002 13:35:07	Straylight	43.500	172	Gam Gru	3.0030	13100.	87	2884	No
175	GOM_NL__2PRFIN20020918_133633_000000522009_00325_02884_8777.N1	18-SEP-2002 13:36:33	Straylight	51.500	18	24Alp PsA	1.1660	9700.0	103	2884	No
176	GOM_NL__2PRFIN20020918_133856_000000682009_00325_02884_2929.N1	18-SEP-2002 13:38:56	Tw_i_and_stray	67.500	52	16Bet Cet	2.0370	4500.0	135	2884	No
177	GOM_NL__2PRFIN20020918_134104_000000472009_00325_02884_2930.N1	18-SEP-2002 13:41:04	Tw_i_and_stray	46.500	142	49Del Cap	2.8500	8900.0	93	2884	No
178	GOM_NL__2PRFIN20020918_134516_000000442009_00325_02884_2931.N1	18-SEP-2002 13:45:16	Bright	43.500	162	34Alp Aqr	2.9440	5350.0	87	2884	No
179	GOM_NL__2PRFIN20020918_134817_000000452009_00325_02884_2932.N1	18-SEP-2002 13:48:17	Bright	45.000	61	8Eps Peg	2.1000	3900.0	90	2884	No
180	GOM_NL__2PRFIN20020918_135053_000000562009_00325_02884_2933.N1	18-SEP-2002 13:50:53	Bright	56.000	140	88Gam Peg	2.8340	26000.	112	2884	No
181	GOM_NL__2PRFIN20020918_135329_000000462009_00325_02884_2934.N1	18-SEP-2002 13:53:29	Bright	46.000	93	53Bet Peg	2.5200	3100.0	92	2884	No
182	GOM_NL__2PRFIN20020918_135541_000000422009_00325_02884_2935.N1	18-SEP-2002 13:55:41	Bright	42.000	92	53Eps Cyg	2.5000	4500.0	84	2884	No
183	GOM_NL__2PRFIN20020918_140256_000000472009_00325_02884_2936.N1	18-SEP-2002 14:02:56	Bright	47.000	89	5Alp Cep	2.4510	8000.0	94	2884	No
184	GOM_NL__2PRFIN20020918_140519_000000532009_00325_02884_2937.N1	18-SEP-2002 14:05:19	Bright	53.000	76	27Gam Cas	2.3000	30000.	106	2884	No
185	GOM_NL__2PRFIN20020918_141033_000000452009_00325_02884_2938.N1	18-SEP-2002 14:10:33	Bright	44.500	49	1Alp UMi	1.9900	6300.0	89	2884	No
186	GOM_NL__2PRFIN20020918_141248_000000792009_00325_02884_2939.N1	18-SEP-2002 14:12:48	Bright	79.000	35	33Alp Per	1.7950	6250.0	158	2884	No
187	GOM_NL__2PRFIN20020918_141804_000000442009_00325_02884_2940.N1	18-SEP-2002 14:18:04	Bright	44.000	36	50Alp UMa	1.8000	6300.0	88	2884	No
188	GOM_NL__2PRFIN20020918_141930_000000422009_00325_02884_2941.N1	18-SEP-2002 14:19:30	Bright	42.000	82	48Bet UMa	2.3650	10600.	84	2884	No
189	GOM_NL__2PRFIN20020918_142237_000000432009_00325_02884_2942.N1	18-SEP-2002 14:22:37	Bright	43.000	174	52Psi UMa	3.0040	4400.0	86	2884	No
190	GOM_NL__2PRFIN20020918_142610_000000802009_00325_02884_2943.N1	18-SEP-2002 14:26:10	Bright	79.500	107	37The Aur	2.6490	11000.	159	2884	No
191	GOM_NL__2PRFIN20020918_142924_000000582009_00325_02884_2944.N1	18-SEP-2002 14:29:24	Bright	58.000	17	78Bet Gem	1.1610	4500.0	116	2884	No
192	GOM_NL__2PRFIN20020918_143206_000001602009_00325_02884_2945.N1	18-SEP-2002 14:32:06	Straylight	159.50	28	12Bet Tau	1.6500	15200.	319	2884	No
193	GOM_NL__2PRFIN20020918_143706_000000652009_00325_02884_2946.N1	18-SEP-2002 14:37:06	Dark	65.000	8	10Alp CMi	0.40000	6500.0	130	2884	No
194	GOM_NL__2PRFIN20020918_144430_000000532009_00325_02884_2947.N1	18-SEP-2002 14:44:30	Dark	52.500	132	15Rho Pup	2.8030	6900.0	105	2884	No
195	GOM_NL__2PRFIN20020918_144631_000000822009_00325_02884_2948.N1	18-SEP-2002 14:46:31	Dark	81.500	1	9Alp CMa	-1.4400	11000.	163	2884	No
196	GOM_NL__2PRFIN20020918_144838_000000482009_00325_02884_2949.N1	18-SEP-2002 14:48:38	Dark	48.000	70	Zet Pup	2.2460	39000.	96	2884	No
197	GOM_NL__2PRFIN20020918_145017_000000472009_00325_02884_2950.N1	18-SEP-2002 14:50:17	Dark	46.500	34	Gam2Vel	1.7930	23000.	93	2884	No
198	GOM_NL__2PRFIN20020918_145445_000000622009_00326_02885_2922.N1	18-SEP-2002 14:54:45	Dark	61.500	2	Alp Car	-0.73600	7000.0	123	2885	No
199	GOM_NL__2PRFIN20020918_145734_000002352009_00326_02885_2923.N1	18-SEP-2002 14:57:34	Dark	235.00	7	19Bet Ori	0.10000	14000.	470	2885	No
200	GOM_NL__2PRFIN20020918_150340_000000452009_00326_02885_2924.N1	18-SEP-2002 15:03:40	Dark	44.500	135	Bet Hyi	2.8200	5800.0	89	2885	No
201	GOM_NL__2PRFIN20020918_150621_000000522009_00326_02885_2925.N1	18-SEP-2002 15:06:21	Dark	52.000	9	Alp Eri	0.45300	24000.	104	2885	No
202	GOM_NL__2PRFIN20020918_150911_000000522009_00326_02885_2926.N1	18-SEP-2002 15:09:11	Straylight	52.000	148	Alp Tuc	2.8780	4100.0	104	2885	No
203	GOM_NL__2PRFIN20020918_151255_000000472009_00326_02885_2927.N1	18-SEP-2002 15:12:55	Straylight	46.500	31	Alp Gru	1.7340	15200.	93	2885	No
204	GOM_NL__2PRFIN20020918_151542_000000472009_00326_02885_2928.N1	18-SEP-2002 15:15:42	Straylight	46.500	172	Gam Gru	3.0030	13100.	93	2885	No
205	GOM_NL__2PRFIN20020918_151709_000000492009_00326_02885_2929.N1	18-SEP-2002 15:17:09	Straylight	49.000	18	24Alp PsA	1.1660	9700.0	98	2885	No
206	GOM_NL__2PRFIN20020918_151930_000000702009_00326_02885_2930.N1	18-SEP-2002 15:19:30	Tw_i_and_stray	70.000	52	16Bet Cet	2.0370	4500.0	140	2885	No
207	GOM_NL__2PRFIN20020918_152140_000000462009_00326_02885_2931.N1	18-SEP-2002 15:21:40	Tw_i_and_stray	45.500	142	49Del Cap	2.8500	8900.0	91	2885	No
208	GOM_NL__2PRFIN20020918_152550_000000442009_00326_02885_2932.N1	18-SEP-2002 15:25:50	Bright	43.500	162	34Alp Aqr	2.9440	5350.0	87	2885	No
209	GOM_NL__2PRFIN20020918_152852_000000442009_00326_02885_2933.N1	18-SEP-2002 15:28:52	Bright	43.500	61	8Eps Peg	2.1000	3900.0	87	2885	No
210	GOM_NL__2PRFIN20020918_153127_000000572009_00326_02885_2934.N1	18-SEP-2002 15:31:27	Bright	57.000	140	88Gam Peg	2.8340	26000.	114	2885	No
211	GOM_NL__2PRFIN20020918_153403_000000472009_00326_02885_2935.N1	18-SEP-2002 15:34:03	Bright	47.000	93	53Bet Peg	2.5200	3100.0	94	2885	No
212	GOM_NL__2PRFIN20020918_153616_000000462009_00326_02885_2936.N1	18-SEP-2002 15:36:16	Bright	45.500	92	53Eps Cyg	2.5000	4500.0	91	2885	No
213	GOM_NL__2PRFIN20020918_154334_000000452009_00326_02885_2937.N1	18-SEP-2002 15:43:34	Bright	45.000	89	5Alp Cep	2.4510	8000.0	90	2885	No
214	GOM_NL__2PRFIN20020918_154554_000000522009_00326_02885_2938.N1	18-SEP-2002 15:45:54	Bright	52.000	76	27Gam Cas	2.3000	30000.	104	2885	No
215	GOM_NL__2PRFIN20020918_155111_000000462009_00326_02885_2939.N1	18-SEP-2002 15:51:11	Bright	46.000	49	1Alp UMi	1.9900	6300.0	92	2885	No
216	GOM_NL__2PRFIN20020918_155323_000000802009_00326_02885_2940.N1	18-SEP-2002 15:53:23	Bright	79.500	35	33Alp Per	1.7950	6250.0	159	2885	No
217	GOM_NL__2PRFIN20020918_155840_000000442009_00326_02885_2941.N1	18-SEP-2002 15:58:40	Bright	44.000	36	50Alp UMa	1.8000	6300.0	88	2885	No
218	GOM_NL__2PRFIN20020918_160006_000000422009_00326_02885_2942.N1	18-SEP-2002 16:00:06	Bright	41.500	82	48Bet UMa	2.3650	10600.	83	2885	No
219	GOM_NL__2PRFIN20020918_160313_000000422009_00326_02885_2943.N1	18-SEP-2002 16:03:13	Bright	41.500	174	52Psi UMa	3.0040	4400.0	83	2885	No

220	GOM_NL__2PRFIN20020918_160647_000000782009_00326_02885_2944.N1	18-SEP-2002 16:06:47	Bright	78.000	107	37The Aur	2.6490	11000.	156	2885	No
221	GOM_NL__2PRFIN20020918_160959_000000592009_00326_02885_2945.N1	18-SEP-2002 16:09:59	Bright	58.500	17	78Bet Gem	1.1610	4500.0	117	2885	No
222	GOM_NL__2PRFIN20020918_161243_000001672009_00326_02885_2946.N1	18-SEP-2002 16:12:43	Straylight	167.00	28	12Bet Tau	1.6500	15200.	334	2885	No
223	GOM_NL__2PRFIN20020918_161742_000000702009_00326_02885_2947.N1	18-SEP-2002 16:17:42	Dark	69.500	8	10Alp CMi	0.40000	6500.0	139	2885	No
224	GOM_NL__2PRFIN20020918_162506_000000512009_00326_02885_2948.N1	18-SEP-2002 16:25:06	Dark	51.000	132	15Rho Pup	2.8030	6900.0	102	2885	No
225	GOM_NL__2PRFIN20020918_162708_000000772009_00326_02885_2949.N1	18-SEP-2002 16:27:08	Dark	76.500	1	9Alp CMa	-1.4400	11000.	153	2885	No
226	GOM_NL__2PRFIN20020918_162914_000000502009_00326_02885_2950.N1	18-SEP-2002 16:29:14	Dark	50.000	70	Zet Pup	2.2460	39000.	100	2885	No
227	GOM_NL__2PRFIN20020918_163053_000000512009_00326_02885_2951.N1	18-SEP-2002 16:30:53	Dark	50.500	34	Gam2Vel	1.7930	23000.	101	2885	No
228	GOM_NL__2PRFIN20020918_163522_000000542009_00327_02886_2920.N1	18-SEP-2002 16:35:22	Dark	53.500	2	Alp Car	-0.73600	7000.0	107	2886	No
229	GOM_NL__2PRFIN20020918_163815_000002352009_00327_02886_2921.N1	18-SEP-2002 16:38:15	Dark	235.00	7	19Bet Ori	0.10000	14000.	470	2886	No
230	GOM_NL__2PRFIN20020918_164416_000000462009_00327_02886_2922.N1	18-SEP-2002 16:44:16	Dark	45.500	135	Bet Hyi	2.8200	5800.0	91	2886	No
231	GOM_NL__2PRFIN20020918_164658_000000532009_00327_02886_2923.N1	18-SEP-2002 16:46:58	Dark	53.000	9	Alp Eri	0.45300	24000.	106	2886	No
232	GOM_NL__2PRFIN20020918_164947_000000482009_00327_02886_2924.N1	18-SEP-2002 16:49:47	Straylight	48.000	148	Alp Tuc	2.8780	4100.0	96	2886	No
233	GOM_NL__2PRFIN20020918_165311_000000582009_00327_02886_2925.N1	18-SEP-2002 16:53:11	Straylight	58.000	63	Bet Gru	2.1500	2800.0	116	2886	No
234	GOM_NL__2PRFIN20020918_165619_000000452009_00327_02886_2926.N1	18-SEP-2002 16:56:19	Straylight	44.500	172	Gam Gru	3.0030	13100.	89	2886	No
235	GOM_NL__2PRFIN20020918_165745_000000502009_00327_02886_2927.N1	18-SEP-2002 16:57:45	Straylight	49.500	18	24Alp PsA	1.1660	9700.0	99	2886	No
236	GOM_NL__2PRFIN20020918_170007_000000692009_00327_02886_2928.N1	18-SEP-2002 17:00:07	Tw_i_and_stray	68.500	52	16Bet Cet	2.0370	4500.0	137	2886	No
237	GOM_NL__2PRFIN20020918_170216_000000482009_00327_02886_2929.N1	18-SEP-2002 17:02:16	Tw_i_and_stray	48.000	142	49Del Cap	2.8500	8900.0	96	2886	No
238	GOM_NL__2PRFIN20020918_170627_000000452009_00327_02886_2930.N1	18-SEP-2002 17:06:27	Bright	45.000	162	34Alp Aqr	2.9440	5350.0	90	2886	No
239	GOM_NL__2PRFIN20020918_170929_000000452009_00327_02886_2931.N1	18-SEP-2002 17:09:29	Bright	44.500	61	8Eps Peg	2.1000	3900.0	89	2886	No
240	GOM_NL__2PRFIN20020918_171203_000000582009_00327_02886_2932.N1	18-SEP-2002 17:12:03	Bright	57.500	140	88Gam Peg	2.8340	26000.	115	2886	No
241	GOM_NL__2PRFIN20020918_171440_000000502009_00327_02886_2933.N1	18-SEP-2002 17:14:40	Bright	50.000	93	53Bet Peg	2.5200	3100.0	100	2886	No
242	GOM_NL__2PRFIN20020918_171653_000000452009_00327_02886_2934.N1	18-SEP-2002 17:16:53	Bright	45.000	92	53Eps Cyg	2.5000	4500.0	90	2886	No
243	GOM_NL__2PRFIN20020918_171903_000000432009_00327_02886_2935.N1	18-SEP-2002 17:19:03	Bright	42.500	66	37Gam Cyg	2.2080	5900.0	85	2886	No
244	GOM_NL__2PRFIN20020918_172140_000000692009_00327_02886_2936.N1	18-SEP-2002 17:21:40	Bright	68.500	53	43Bet And	2.0480	3300.0	137	2886	No
245	GOM_NL__2PRFIN20020918_172411_000000442009_00327_02886_2937.N1	18-SEP-2002 17:24:11	Bright	43.500	89	5Alp Cep	2.4510	8000.0	87	2886	No
246	GOM_NL__2PRFIN20020918_172631_000000532009_00327_02886_2938.N1	18-SEP-2002 17:26:31	Bright	52.500	76	27Gam Cas	2.3000	30000.	105	2886	No
247	GOM_NL__2PRFIN20020918_173148_000000432009_00327_02886_2939.N1	18-SEP-2002 17:31:48	Bright	43.000	49	1Alp UMi	1.9900	6300.0	86	2886	No
248	GOM_NL__2PRFIN20020918_173358_000000782009_00327_02886_2940.N1	18-SEP-2002 17:33:58	Bright	78.000	35	33Alp Per	1.7950	6250.0	156	2886	No
249	GOM_NL__2PRFIN20020918_173916_000000412009_00327_02886_2941.N1	18-SEP-2002 17:39:16	Bright	40.500	36	50Alp UMa	1.8000	6300.0	81	2886	No
250	GOM_NL__2PRFIN20020918_174043_000000412009_00327_02886_2942.N1	18-SEP-2002 17:40:43	Bright	40.500	82	48Bet UMa	2.3650	10600.	81	2886	No
251	GOM_NL__2PRFIN20020918_174350_000000412009_00327_02886_2943.N1	18-SEP-2002 17:43:50	Bright	41.000	174	52Psi UMa	3.0040	4400.0	82	2886	No
252	GOM_NL__2PRFIN20020918_174723_000000752009_00327_02886_2944.N1	18-SEP-2002 17:47:23	Bright	75.000	107	37The Aur	2.6490	11000.	150	2886	No
253	GOM_NL__2PRFIN20020918_175036_000000572009_00327_02886_2945.N1	18-SEP-2002 17:50:36	Bright	56.500	17	78Bet Gem	1.1610	4500.0	113	2886	No
254	GOM_NL__2PRFIN20020918_175319_000001632009_00327_02886_2946.N1	18-SEP-2002 17:53:19	Straylight	163.00	28	12Bet Tau	1.6500	15200.	326	2886	No
255	GOM_NL__2PRFIN20020918_175819_000000652009_00327_02886_2947.N1	18-SEP-2002 17:58:19	Dark	65.000	8	10Alp CMi	0.40000	6500.0	130	2886	No
256	GOM_NL__2PRFIN20020918_180543_000000522009_00327_02886_2948.N1	18-SEP-2002 18:05:43	Dark	51.500	132	15Rho Pup	2.8030	6900.0	103	2886	No
257	GOM_NL__2PRFIN20020918_180746_000000852009_00327_02886_2949.N1	18-SEP-2002 18:07:46	Dark	85.000	1	9Alp CMa	-1.4400	11000.	170	2886	No
258	GOM_NL__2PRFIN20020918_180951_000000512009_00327_02886_2950.N1	18-SEP-2002 18:09:51	Dark	51.000	70	Zet Pup	2.2460	39000.	102	2886	No
259	GOM_NL__2PRFIN20020918_181130_000000492009_00327_02886_2951.N1	18-SEP-2002 18:11:30	Dark	49.000	34	Gam2Vel	1.7930	23000.	98	2886	No
260	GOM_NL__2PRFIN20020918_181558_000000552009_00328_02887_2921.N1	18-SEP-2002 18:15:58	Dark	54.500	2	Alp Car	-0.73600	7000.0	109	2887	No
261	GOM_NL__2PRFIN20020918_181856_000002352009_00328_02887_2922.N1	18-SEP-2002 18:18:56	Dark	235.00	7	19Bet Ori	0.10000	14000.	470	2887	No
262	GOM_NL__2PRFIN20020918_182452_000000462009_00328_02887_2923.N1	18-SEP-2002 18:24:52	Dark	45.500	135	Bet Hyi	2.8200	5800.0	91	2887	No
263	GOM_NL__2PRFIN20020918_182734_000000622009_00328_02887_2924.N1	18-SEP-2002 18:27:34	Dark	61.500	9	Alp Eri	0.45300	24000.	123	2887	No
264	GOM_NL__2PRFIN20020918_183023_000000552009_00328_02887_2925.N1	18-SEP-2002 18:30:23	Straylight	55.000	148	Alp Tuc	2.8780	4100.0	110	2887	No
265	GOM_NL__2PRFIN20020918_183347_000000532009_00328_02887_2926.N1	18-SEP-2002 18:33:47	Straylight	52.500	63	Bet Gru	2.1500	2800.0	105	2887	No
266	GOM_NL__2PRFIN20020918_183655_000000462009_00328_02887_2927.N1	18-SEP-2002 18:36:55	Straylight	46.000	172	Gam Gru	3.0030	13100.	92	2887	No
267	GOM_NL__2PRFIN20020918_183821_000000542009_00328_02887_2928.N1	18-SEP-2002 18:38:21	Straylight	54.000	18	24Alp PsA	1.1660	9700.0	108	2887	No
268	GOM_NL__2PRFIN20020918_184042_000000722009_00328_02887_2929.N1	18-SEP-2002 18:40:42	Tw_i_and_stray	71.500	52	16Bet Cet	2.0370	4500.0	143	2887	No
269	GOM_NL__2PRFIN20020918_184252_000000472009_00328_02887_2930.N1	18-SEP-2002 18:42:52	Tw_i_and_stray	47.000	142	49Del Cap	2.8500	8900.0	94	2887	No
270	GOM_NL__2PRFIN20020918_184703_000000462009_00328_02887_2931.N1	18-SEP-2002 18:47:03	Bright	45.500	162	34Alp Aqr	2.9440	5350.0	91	2887	No
271	GOM_NL__2PRFIN20020918_185005_000000452009_00328_02887_2932.N1	18-SEP-2002 18:50:05	Bright	44.500	61	8Eps Peg	2.1000	3900.0	89	2887	No
272	GOM_NL__2PRFIN20020918_185238_000000562009_00328_02887_2933.N1	18-SEP-2002 18:52:38	Bright	56.000	140	88Gam Peg	2.8340	26000.	112	2887	No
273	GOM_NL__2PRFIN20020918_185515_000000472009_00328_02887_2934.N1	18-SEP-2002 18:55:15	Bright	47.000	93	53Bet Peg	2.5200	3100.0	94	2887	No
274	GOM_NL__2PRFIN20020918_185729_000000432009_00328_02887_2935.N1	18-SEP-2002 18:57:29	Bright	43.000	92	53Eps Cyg	2.5000	4500.0	86	2887	No
275	GOM_NL__2PRFIN20020918_185939_000000442009_00328_02887_2936.N1	18-SEP-2002 18:59:39	Bright	44.000	66	37Gam Cyg	2.2080	5900.0	88	2887	No
276	GOM_NL__2PRFIN20020918_190214_000000712009_00328_02887_2937.N1	18-SEP-2002 19:02:14	Bright	70.500	53	43Bet And	2.0480	3300.0	141	2887	No
277	GOM_NL__2PRFIN20020918_190447_000000442009_00328_02887_2938.N1	18-SEP-2002 19:04:47	Bright	43.500	89	5Alp Cep	2.4510	8000.0	87	2887	No
278	GOM_NL__2PRFIN20020918_190706_000000532009_00328_02887_2939.N1	18-SEP-2002 19:07:06	Bright	53.000	76	27Gam Cas	2.3000	30000.	106	2887	No

279	GOM_NL__2PRFIN20020918_191223_000000452009_00328_02887_2940.N1	18-SEP-2002 19:12:23	Bright	44.500	49	1Alp UMi	1.9900	6300.0	89	2887	No
280	GOM_NL__2PRFIN20020918_191432_000000812009_00328_02887_2941.N1	18-SEP-2002 19:14:32	Bright	80.500	35	33Alp Per	1.7950	6250.0	161	2887	No
281	GOM_NL__2PRFIN20020918_191952_000000412009_00328_02887_2942.N1	18-SEP-2002 19:19:52	Bright	41.000	36	50Alp UMa	1.8000	6300.0	82	2887	No
282	GOM_NL__2PRFIN20020918_192119_000000412009_00328_02887_2943.N1	18-SEP-2002 19:21:19	Bright	41.000	82	48Bet UMa	2.3650	10600.	82	2887	No
283	GOM_NL__2PRFIN20020918_192426_000000422009_00328_02887_2944.N1	18-SEP-2002 19:24:26	Bright	41.500	174	52Psi UMa	3.0040	4400.0	83	2887	No
284	GOM_NL__2PRFIN20020918_192758_000000802009_00328_02887_2945.N1	18-SEP-2002 19:27:58	Bright	79.500	107	37The Aur	2.6490	11000.	159	2887	No
285	GOM_NL__2PRFIN20020918_193112_000000572009_00328_02887_2946.N1	18-SEP-2002 19:31:12	Bright	56.500	17	78Bet Gem	1.1610	4500.0	113	2887	No
286	GOM_NL__2PRFIN20020918_193356_000001662009_00328_02887_2947.N1	18-SEP-2002 19:33:56	Straylight	165.50	28	12Bet Tau	1.6500	15200.	331	2887	No
287	GOM_NL__2PRFIN20020918_193856_000000732009_00328_02887_2948.N1	18-SEP-2002 19:38:56	Dark	72.500	8	10Alp CMi	0.40000	6500.0	145	2887	No
288	GOM_NL__2PRFIN20020918_194619_000000542009_00328_02887_2949.N1	18-SEP-2002 19:46:19	Dark	53.500	132	15Rho Pup	2.8030	6900.0	107	2887	No
289	GOM_NL__2PRFIN20020918_194822_000000792009_00328_02887_2950.N1	18-SEP-2002 19:48:22	Dark	79.000	1	9Alp CMa	-1.4400	11000.	158	2887	No
290	GOM_NL__2PRFIN20020918_195027_000000492009_00328_02887_2951.N1	18-SEP-2002 19:50:27	Dark	49.000	70	Zet Pup	2.2460	39000.	98	2887	No
291	GOM_NL__2PRFIN20020918_195206_000000472009_00328_02887_2952.N1	18-SEP-2002 19:52:06	Dark	47.000	34	Gam2Vel	1.7930	23000.	94	2887	No
292	GOM_NL__2PRFIN20020918_195634_000000642009_00329_02888_2922.N1	18-SEP-2002 19:56:34	Dark	64.000	2	Alp Car	-0.73600	7000.0	128	2888	No
293	GOM_NL__2PRFIN20020918_195938_000002352009_00329_02888_2923.N1	18-SEP-2002 19:59:38	Dark	235.00	7	19Bet Ori	0.10000	14000.	470	2888	No
294	GOM_NL__2PRFIN20020918_200528_000000442009_00329_02888_2924.N1	18-SEP-2002 20:05:28	Dark	44.000	135	Bet Hyi	2.8200	5800.0	88	2888	No
295	GOM_NL__2PRFIN20020918_200811_000000602009_00329_02888_2925.N1	18-SEP-2002 20:08:11	Dark	60.000	9	Alp Eri	0.45300	24000.	120	2888	No
296	GOM_NL__2PRFIN20020918_201059_000000522009_00329_02888_2926.N1	18-SEP-2002 20:10:59	Straylight	51.500	148	Alp Tuc	2.8780	4100.0	103	2888	No
297	GOM_NL__2PRFIN20020918_201423_000000582009_00329_02888_2927.N1	18-SEP-2002 20:14:23	Straylight	58.000	63	Bet Gru	2.1500	2800.0	116	2888	No
298	GOM_NL__2PRFIN20020918_201731_000000462009_00329_02888_2928.N1	18-SEP-2002 20:17:31	Straylight	45.500	172	Gam Gru	3.0030	13100.	91	2888	No
299	GOM_NL__2PRFIN20020918_201858_000000532009_00329_02888_2929.N1	18-SEP-2002 20:18:58	Straylight	52.500	18	24Alp PsA	1.1660	9700.0	105	2888	No
300	GOM_NL__2PRFIN20020918_202118_000000762009_00329_02888_2930.N1	18-SEP-2002 20:21:18	Twi_and_stray	76.000	52	16Bet Cet	2.0370	4500.0	152	2888	No
301	GOM_NL__2PRFIN20020918_202328_000000462009_00329_02888_2931.N1	18-SEP-2002 20:23:28	Twi_and_stray	45.500	142	49Del Cap	2.8500	8900.0	91	2888	No
302	GOM_NL__2PRFIN20020918_202739_000000452009_00329_02888_2932.N1	18-SEP-2002 20:27:39	Bright	45.000	162	34Alp Aqr	2.9440	5350.0	90	2888	No
303	GOM_NL__2PRFIN20020918_203041_000000442009_00329_02888_2933.N1	18-SEP-2002 20:30:41	Bright	44.000	61	8Eps Peg	2.1000	3900.0	88	2888	No
304	GOM_NL__2PRFIN20020918_203314_000000572009_00329_02888_2934.N1	18-SEP-2002 20:33:14	Bright	56.500	140	88Gam Peg	2.8340	26000.	113	2888	No
305	GOM_NL__2PRFIN20020918_203551_000000502009_00329_02888_2935.N1	18-SEP-2002 20:35:51	Bright	49.500	93	53Bet Peg	2.5200	3100.0	99	2888	No
306	GOM_NL__2PRFIN20020918_203806_000000442009_00329_02888_2936.N1	18-SEP-2002 20:38:06	Bright	43.500	92	53Eps Cyg	2.5000	4500.0	87	2888	No
307	GOM_NL__2PRFIN20020918_204015_000000462009_00329_02888_2937.N1	18-SEP-2002 20:40:15	Bright	45.500	66	37Gam Cyg	2.2080	5900.0	91	2888	No
308	GOM_NL__2PRFIN20020918_204249_000000722009_00329_02888_2938.N1	18-SEP-2002 20:42:49	Bright	71.500	53	43Bet And	2.0480	3300.0	143	2888	No
309	GOM_NL__2PRFIN20020918_204522_000000462009_00329_02888_2939.N1	18-SEP-2002 20:45:22	Bright	45.500	89	5Alp Cep	2.4510	8000.0	91	2888	No
310	GOM_NL__2PRFIN20020918_204740_000000522009_00329_02888_2940.N1	18-SEP-2002 20:47:40	Bright	52.000	76	27Gam Cas	2.3000	30000.	104	2888	No
311	GOM_NL__2PRFIN20020918_205258_000000442009_00329_02888_2941.N1	18-SEP-2002 20:52:58	Bright	43.500	49	1Alp UMi	1.9900	6300.0	87	2888	No
312	GOM_NL__2PRFIN20020918_205507_000000782009_00329_02888_2942.N1	18-SEP-2002 20:55:07	Bright	77.500	35	33Alp Per	1.7950	6250.0	155	2888	No
313	GOM_NL__2PRFIN20020918_210028_000000462009_00329_02888_2943.N1	18-SEP-2002 21:00:28	Bright	46.000	36	50Alp UMa	1.8000	6300.0	92	2888	No
314	GOM_NL__2PRFIN20020918_210155_000000432009_00329_02888_2944.N1	18-SEP-2002 21:01:55	Bright	42.500	82	48Bet UMa	2.3650	10600.	85	2888	No
315	GOM_NL__2PRFIN20020918_210502_000000562009_00329_02888_2945.N1	18-SEP-2002 21:05:02	Bright	56.000	174	52Psi UMa	3.0040	4400.0	112	2888	No
316	GOM_NL__2PRFIN20020918_210834_000000812009_00329_02888_2946.N1	18-SEP-2002 21:08:34	Bright	80.500	107	37The Aur	2.6490	11000.	161	2888	No
317	GOM_NL__2PRFIN20020918_211147_000000592009_00329_02888_2947.N1	18-SEP-2002 21:11:47	Bright	58.500	17	78Bet Gem	1.1610	4500.0	117	2888	No
318	GOM_NL__2PRFIN20020918_211433_000001622009_00329_02888_2948.N1	18-SEP-2002 21:14:33	Straylight	161.50	28	12Bet Tau	1.6500	15200.	323	2888	No
319	GOM_NL__2PRFIN20020918_211931_000000732009_00329_02888_2949.N1	18-SEP-2002 21:19:31	Dark	73.000	8	10Alp CMi	0.40000	6500.0	146	2888	No
320	GOM_NL__2PRFIN20020918_212656_000000522009_00329_02888_2950.N1	18-SEP-2002 21:26:56	Dark	52.000	132	15Rho Pup	2.8030	6900.0	104	2888	No
321	GOM_NL__2PRFIN20020918_212859_000000762009_00329_02888_2951.N1	18-SEP-2002 21:28:59	Dark	75.500	1	9Alp CMa	-1.4400	11000.	151	2888	No
322	GOM_NL__2PRFIN20020918_213103_000000472009_00329_02888_2952.N1	18-SEP-2002 21:31:03	Dark	46.500	70	Zet Pup	2.2460	39000.	93	2888	No
323	GOM_NL__2PRFIN20020918_213243_000000472009_00329_02888_2953.N1	18-SEP-2002 21:32:43	Dark	47.000	34	Gam2Vel	1.7930	23000.	94	2888	No
324	GOM_NL__2PRFIN20020918_213711_000000612009_00330_02889_2923.N1	18-SEP-2002 21:37:11	Dark	61.000	2	Alp Car	-0.73600	7000.0	122	2889	No
325	GOM_NL__2PRFIN20020918_214019_000002352009_00330_02889_2924.N1	18-SEP-2002 21:40:19	Dark	235.00	7	19Bet Ori	0.10000	14000.	470	2889	No
326	GOM_NL__2PRFIN20020918_214604_000000462009_00330_02889_2925.N1	18-SEP-2002 21:46:04	Dark	45.500	135	Bet Hyi	2.8200	5800.0	91	2889	No
327	GOM_NL__2PRFIN20020918_214847_000000502009_00330_02889_2926.N1	18-SEP-2002 21:48:47	Dark	50.000	9	Alp Eri	0.45300	24000.	100	2889	No
328	GOM_NL__2PRFIN20020918_215135_000000442009_00330_02889_2927.N1	18-SEP-2002 21:51:35	Straylight	44.000	148	Alp Tuc	2.8780	4100.0	88	2889	No
329	GOM_NL__2PRFIN20020918_215459_000000512009_00330_02889_2928.N1	18-SEP-2002 21:54:59	Straylight	50.500	63	Bet Gru	2.1500	2800.0	101	2889	No
330	GOM_NL__2PRFIN20020918_215807_000000452009_00330_02889_2929.N1	18-SEP-2002 21:58:07	Straylight	45.000	172	Gam Gru	3.0030	13100.	90	2889	No
331	GOM_NL__2PRFIN20020918_215934_000000502009_00330_02889_2930.N1	18-SEP-2002 21:59:34	Straylight	50.000	18	24Alp PsA	1.1660	9700.0	100	2889	No
332	GOM_NL__2PRFIN20020918_220155_000000712009_00330_02889_2931.N1	18-SEP-2002 22:01:55	Twi_and_stray	70.500	52	16Bet Cet	2.0370	4500.0	141	2889	No
333	GOM_NL__2PRFIN20020918_220404_000000462009_00330_02889_2932.N1	18-SEP-2002 22:04:04	Twi_and_stray	46.000	142	49Del Cap	2.8500	8900.0	92	2889	No
334	GOM_NL__2PRFIN20020918_220815_000000462009_00330_02889_2933.N1	18-SEP-2002 22:08:15	Bright	45.500	162	34Alp Aqr	2.9440	5350.0	91	2889	No
335	GOM_NL__2PRFIN20020918_221117_000000462009_00330_02889_2934.N1	18-SEP-2002 22:11:17	Bright	46.000	61	8Eps Peg	2.1000	3900.0	92	2889	No
336	GOM_NL__2PRFIN20020918_221349_000000562009_00330_02889_2935.N1	18-SEP-2002 22:13:49	Bright	56.000	140	88Gam Peg	2.8340	26000.	112	2889	No
337	GOM_NL__2PRFIN20020918_221626_000000522009_00330_02889_2936.N1	18-SEP-2002 22:16:26	Bright	51.500	93	53Bet Peg	2.5200	3100.0	103	2889	No



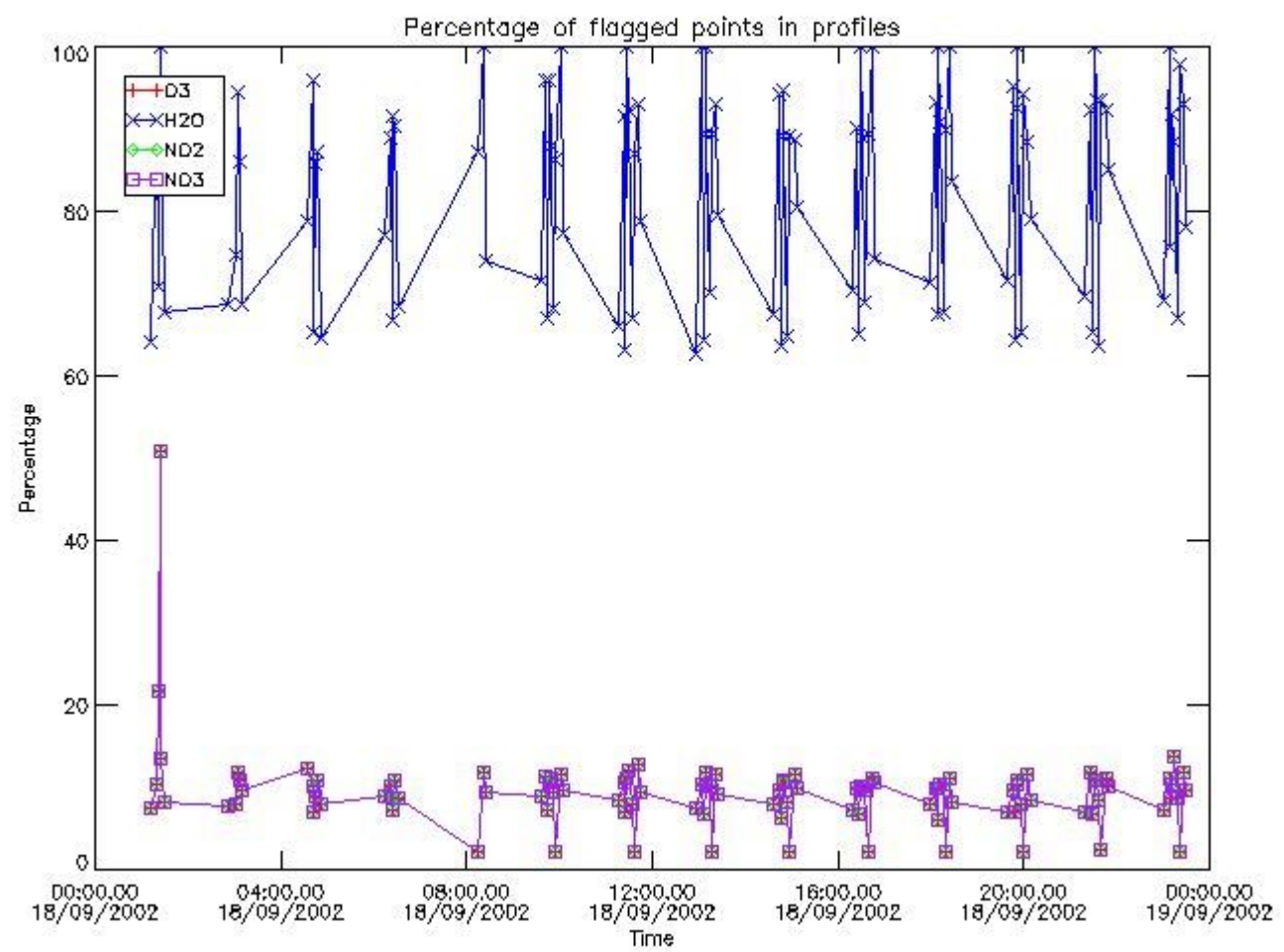
338	GOM_NL__2PRFIN20020918_221842_000000462009_00330_02889_2937.N1	18-SEP-2002 22:18:42	Bright	46.000	92	53Eps Cyg	2.5000	4500.0	92	2889	No
339	GOM_NL__2PRFIN20020918_222052_000000452009_00330_02889_2938.N1	18-SEP-2002 22:20:52	Bright	44.500	66	37Gam Cyg	2.2080	5900.0	89	2889	No
340	GOM_NL__2PRFIN20020918_222323_000000722009_00330_02889_2939.N1	18-SEP-2002 22:23:23	Bright	71.500	53	43Bet And	2.0480	3300.0	143	2889	No
341	GOM_NL__2PRFIN20020918_222559_000000442009_00330_02889_2940.N1	18-SEP-2002 22:25:59	Bright	43.500	89	5Alp Cep	2.4510	8000.0	87	2889	No
342	GOM_NL__2PRFIN20020918_222816_000000502009_00330_02889_2941.N1	18-SEP-2002 22:28:16	Bright	49.500	76	27Gam Cas	2.3000	30000.	99	2889	No
343	GOM_NL__2PRFIN20020918_223335_000000422009_00330_02889_2942.N1	18-SEP-2002 22:33:35	Bright	42.000	49	1Alp UMi	1.9900	6300.0	84	2889	No
344	GOM_NL__2PRFIN20020918_223542_000000792009_00330_02889_2943.N1	18-SEP-2002 22:35:42	Bright	79.000	35	33Alp Per	1.7950	6250.0	158	2889	No
345	GOM_NL__2PRFIN20020918_224103_000000452009_00330_02889_2944.N1	18-SEP-2002 22:41:03	Bright	45.000	36	50Alp UMa	1.8000	6300.0	90	2889	No
346	GOM_NL__2PRFIN20020918_224231_000000422009_00330_02889_2945.N1	18-SEP-2002 22:42:31	Bright	41.500	82	48Bet UMa	2.3650	10600.	83	2889	No
347	GOM_NL__2PRFIN20020918_224538_000000422009_00330_02889_2946.N1	18-SEP-2002 22:45:38	Bright	41.500	174	52Psi UMa	3.0040	4400.0	83	2889	No
348	GOM_NL__2PRFIN20020918_224909_000000782009_00330_02889_2947.N1	18-SEP-2002 22:49:09	Bright	77.500	107	37The Aur	2.6490	11000.	155	2889	No
349	GOM_NL__2PRFIN20020918_225224_000000572009_00330_02889_2948.N1	18-SEP-2002 22:52:24	Bright	57.000	17	78Bet Gem	1.1610	4500.0	114	2889	No
350	GOM_NL__2PRFIN20020918_225509_000001652009_00330_02889_2949.N1	18-SEP-2002 22:55:09	Straylight	165.00	28	12Bet Tau	1.6500	15200.	330	2889	No
351	GOM_NL__2PRFIN20020918_230008_000000702009_00330_02889_2950.N1	18-SEP-2002 23:00:08	Dark	70.000	8	10Alp CMi	0.40000	6500.0	140	2889	No
352	GOM_NL__2PRFIN20020918_230732_000000502009_00330_02889_2951.N1	18-SEP-2002 23:07:32	Dark	50.000	132	15Rho Pup	2.8030	6900.0	100	2889	No
353	GOM_NL__2PRFIN20020918_230937_000000702009_00330_02889_2952.N1	18-SEP-2002 23:09:37	Dark	69.500	1	9Alp CMa	-1.4400	11000.	139	2889	No
354	GOM_NL__2PRFIN20020918_231140_000000492009_00330_02889_2953.N1	18-SEP-2002 23:11:40	Dark	49.000	70	Zet Pup	2.2460	39000.	98	2889	No
355	GOM_NL__2PRFIN20020918_231319_000000492009_00330_02889_2954.N1	18-SEP-2002 23:13:19	Dark	48.500	34	Gam2Vel	1.7930	23000.	97	2889	No
356	GOM_NL__2PRFIN20020918_231748_000000642009_00331_02890_2925.N1	18-SEP-2002 23:17:48	Dark	64.000	2	Alp Car	-0.73600	7000.0	128	2890	No
357	GOM_NL__2PRFIN20020918_232101_000002352009_00331_02890_2926.N1	18-SEP-2002 23:21:01	Dark	235.00	7	19Bet Ori	0.10000	14000.	470	2890	No
358	GOM_NL__2PRFIN20020918_232640_000000442009_00331_02890_2927.N1	18-SEP-2002 23:26:40	Dark	43.500	135	Bet Hyi	2.8200	5800.0	87	2890	No
359	GOM_NL__2PRFIN20020918_232924_000000532009_00331_02890_2928.N1	18-SEP-2002 23:29:24	Dark	53.000	9	Alp Eri	0.45300	24000.	106	2890	No
360	GOM_NL__2PRFIN20020918_233211_000000462009_00331_02890_2929.N1	18-SEP-2002 23:32:11	Straylight	46.000	148	Alp Tuc	2.8780	4100.0	92	2890	No
361	GOM_NL__2PRFIN20020918_233536_000000492009_00331_02890_2930.N1	18-SEP-2002 23:35:36	Straylight	48.500	63	Bet Gru	2.1500	2800.0	97	2890	No
362	GOM_NL__2PRFIN20020918_233843_000000462009_00331_02890_2931.N1	18-SEP-2002 23:38:43	Straylight	45.500	172	Gam Gru	3.0030	13100.	91	2890	No
363	GOM_NL__2PRFIN20020918_234010_000000512009_00331_02890_2932.N1	18-SEP-2002 23:40:10	Straylight	50.500	18	24Alp PsA	1.1660	9700.0	101	2890	No
364	GOM_NL__2PRFIN20020918_234231_000000692009_00331_02890_2933.N1	18-SEP-2002 23:42:31	Tw_i_and_stray	69.000	52	16Bet Cet	2.0370	4500.0	138	2890	No
365	GOM_NL__2PRFIN20020918_234440_000000462009_00331_02890_2934.N1	18-SEP-2002 23:44:40	Tw_i_and_stray	45.500	142	49Del Cap	2.8500	8900.0	91	2890	No
366	GOM_NL__2PRFIN20020918_234851_000000452009_00331_02890_2935.N1	18-SEP-2002 23:48:51	Bright	44.500	162	34Alp Aqr	2.9440	5350.0	89	2890	No
367	GOM_NL__2PRFIN20020918_235153_000000452009_00331_02890_2936.N1	18-SEP-2002 23:51:53	Bright	45.000	61	8Eps Peg	2.1000	3900.0	90	2890	No
368	GOM_NL__2PRFIN20020918_235425_000000562009_00331_02890_2937.N1	18-SEP-2002 23:54:25	Bright	56.000	140	88Gam Peg	2.8340	26000.	112	2890	No
369	GOM_NL__2PRFIN20020918_235703_000000462009_00331_02890_2938.N1	18-SEP-2002 23:57:03	Bright	46.000	93	53Bet Peg	2.5200	3100.0	92	2890	No
370	GOM_NL__2PRFIN20020918_235918_000000412009_00331_02890_2939.N1	18-SEP-2002 23:59:18	Bright	41.000	92	53Eps Cyg	2.5000	4500.0	82	2890	No

### 3. Quality information per product

In this section it is plotted some information contained in the Quality Summary data set of the level 2 products. Only products in dark limb conditions and without errors (error flag in the MPH set to "0") are used.

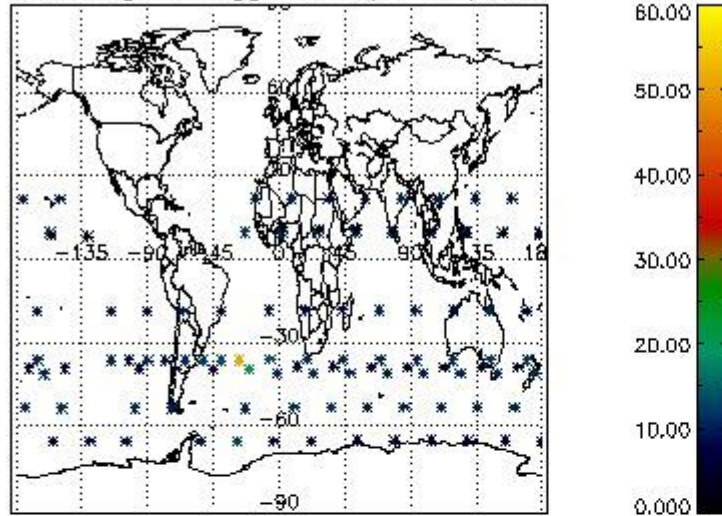
#### 3.1 Plot quality information per product (time dependant)



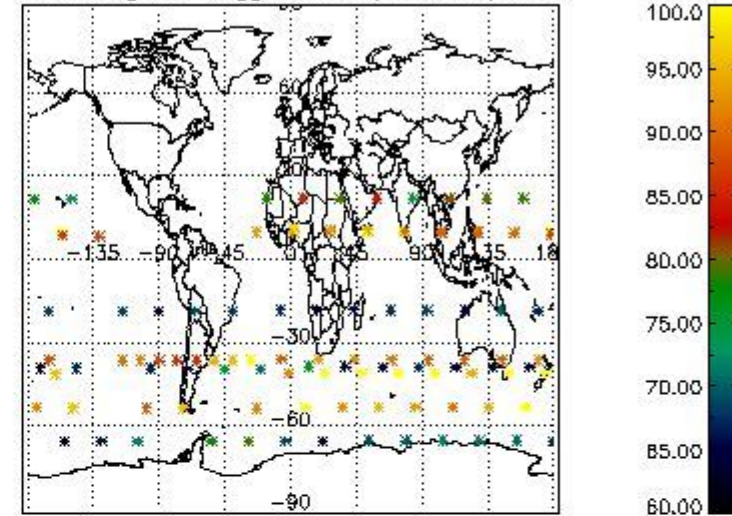


3.2 Plot quality information per product (world map)

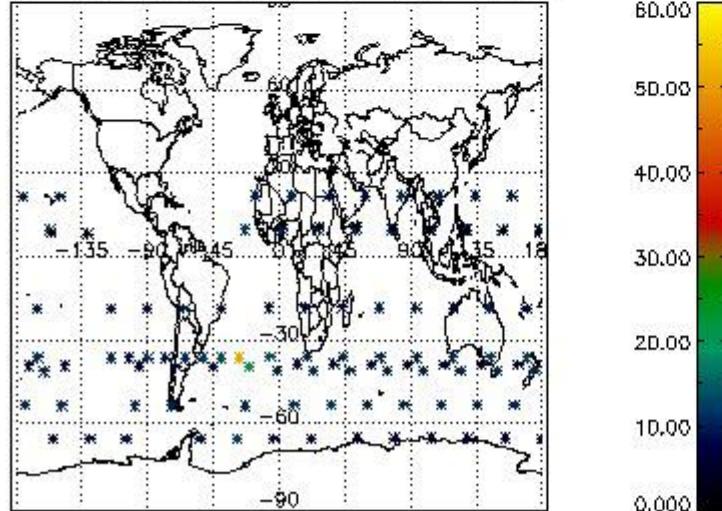
Percentage of flagged data per O3 profile



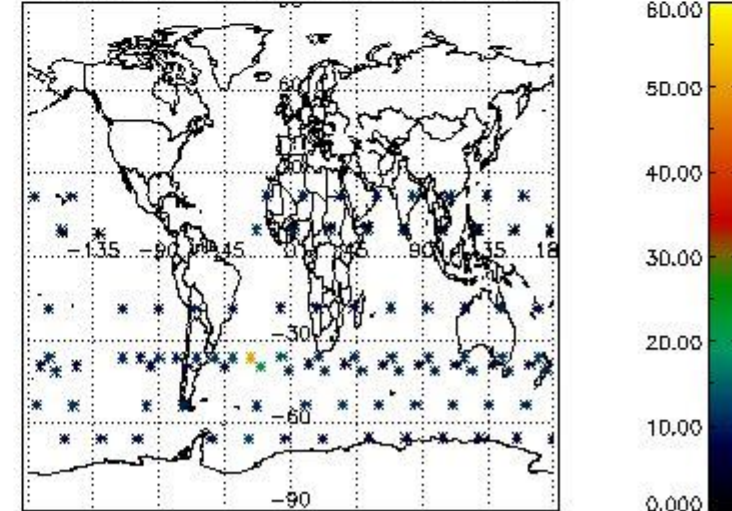
Percentage of flagged data per H2O profile



Percentage of flagged data per NO2 profile



Percentage of flagged data per NO3 profile

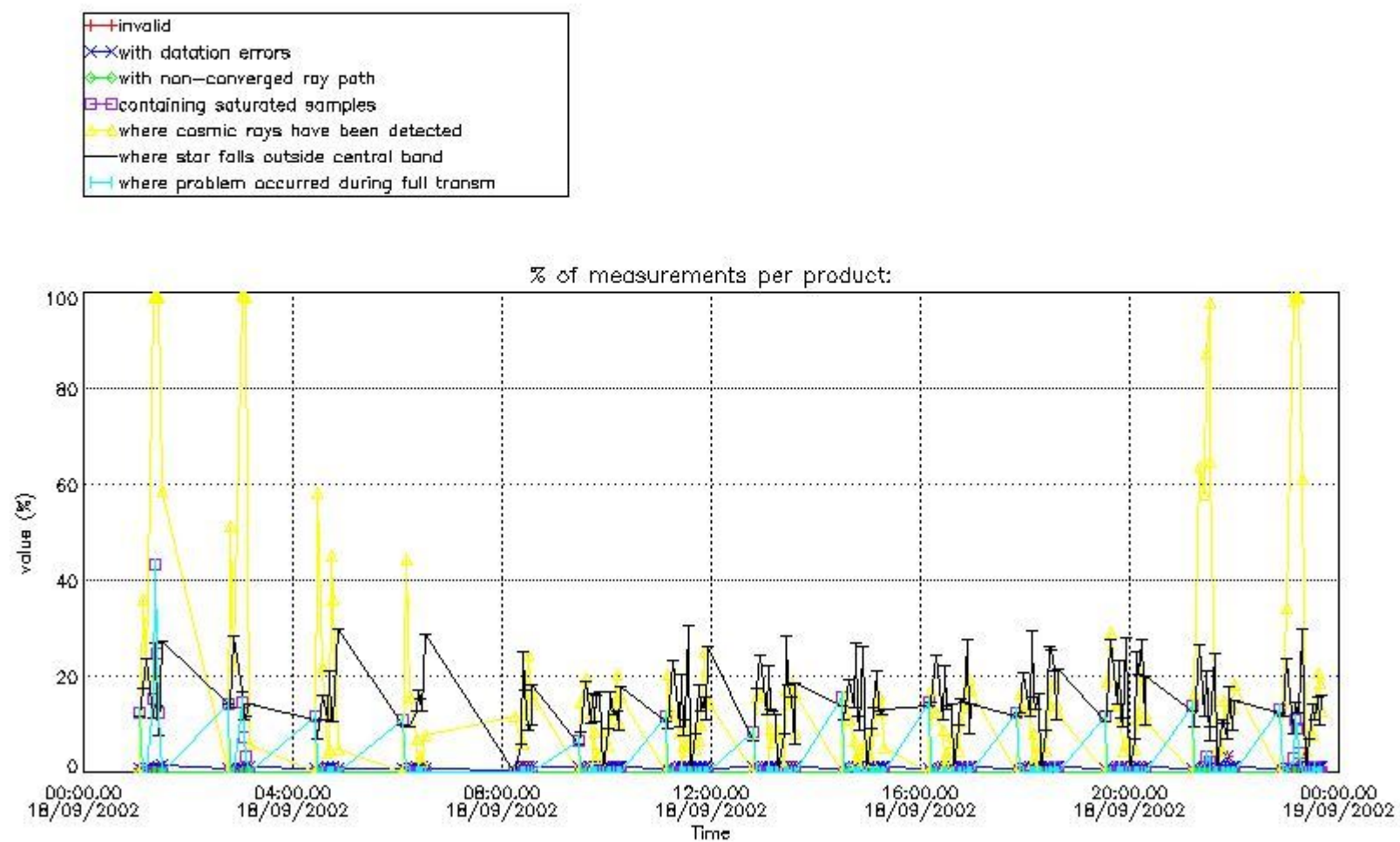


#### 4. Level 1 quality information per product

In this section it is plotted some information contained in the Quality Summary data set of the level 2 products that comes from the level 1b processing. Products without errors (error flag in the MPH set to "0") are used.

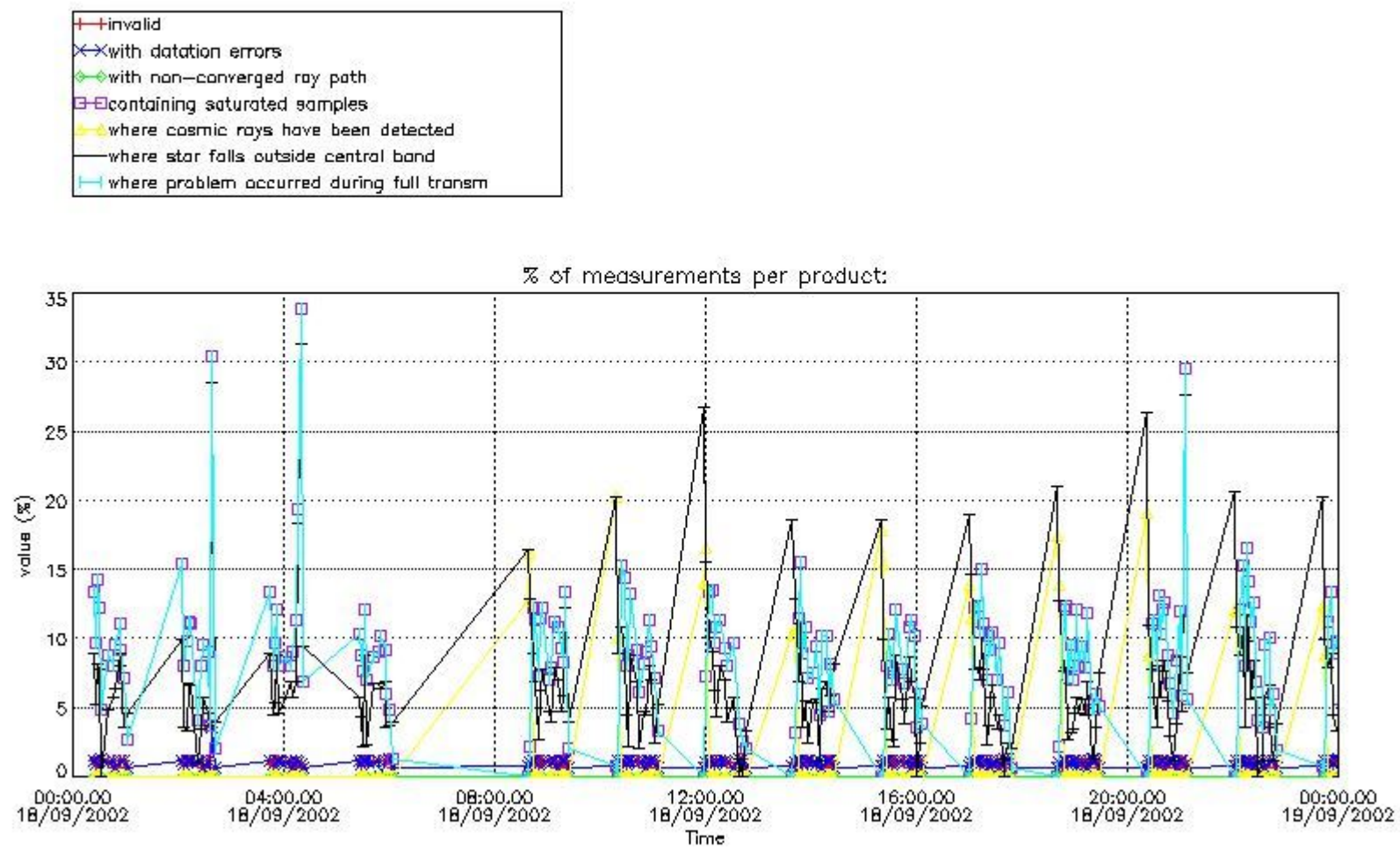
##### 4.1 Plot quality information per product (time dependant) coming from level 1b processing

###### 4.1.1 Plot level 1 quality information per product (time dependant): ENVISAT ASCENDING passes



4.1.2 Plot level 1 quality information per product (time dependant): ENVI SAT DESCENDING passes

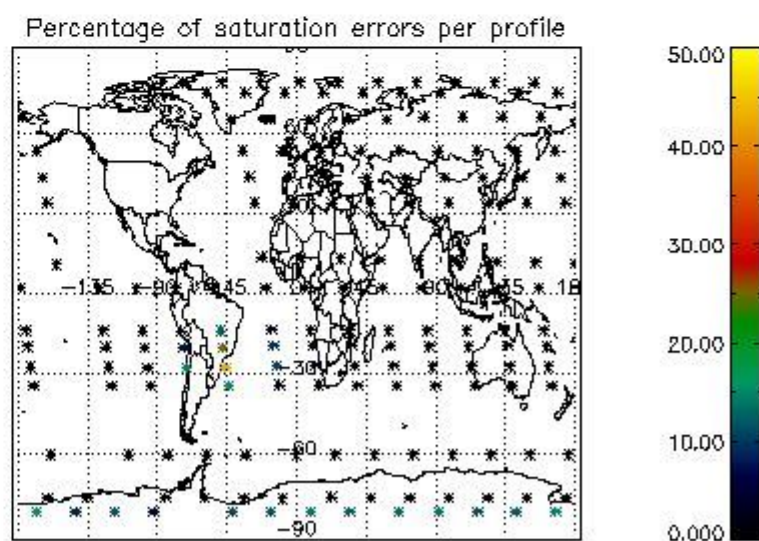
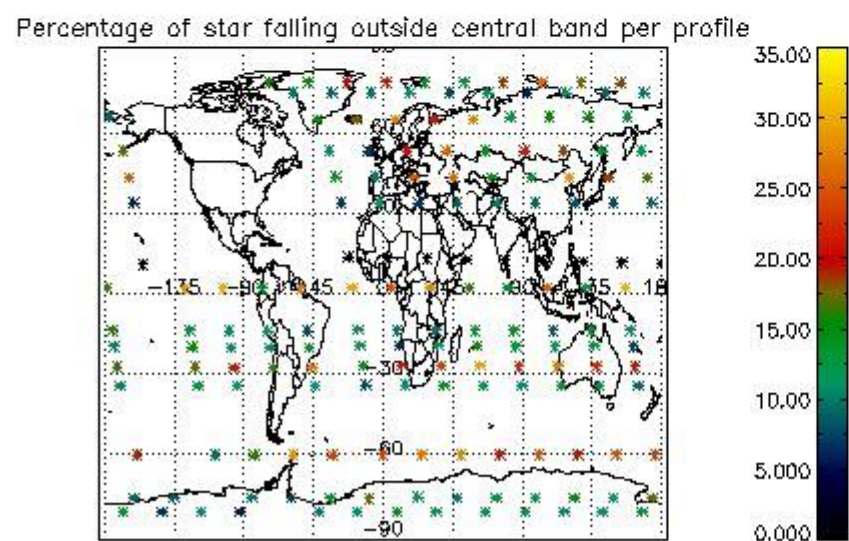
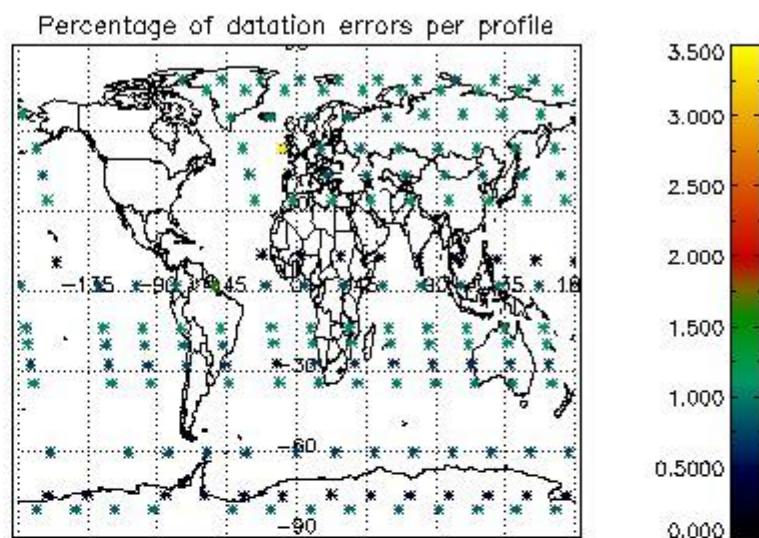
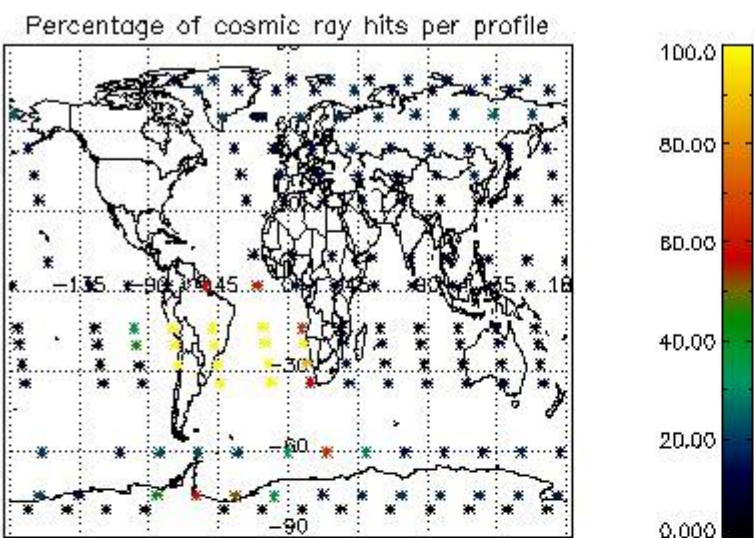




*4.2 Plot quality information per product coming from level 1b processing (world map)*

*4.2.1 Plot level 1 quality information per product (world map): ENVISAT ASCENDING passes*

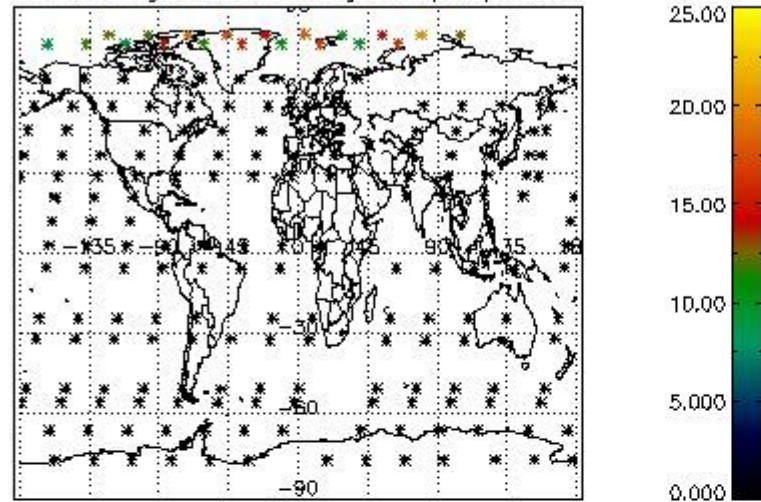




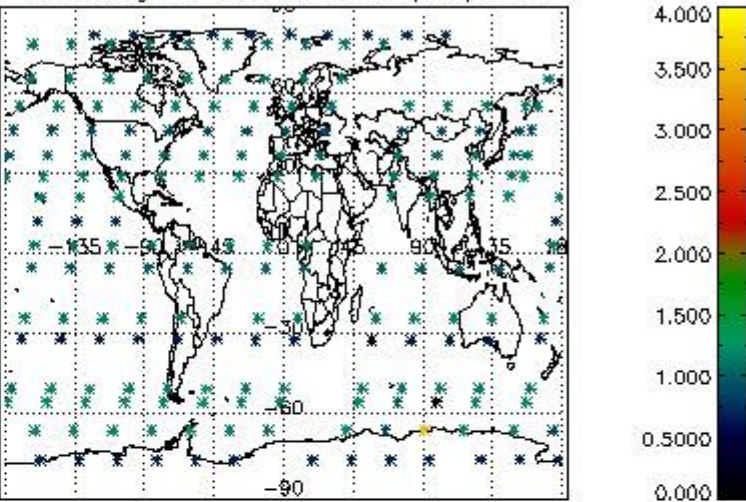
4.2.2 Plot level 1 quality information per product (world map): ENVISAT DESCENDING passes



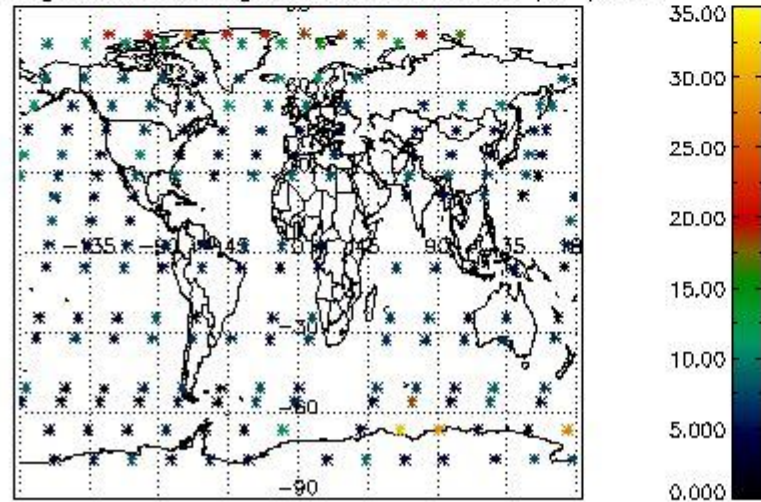
Percentage of cosmic ray hits per profile



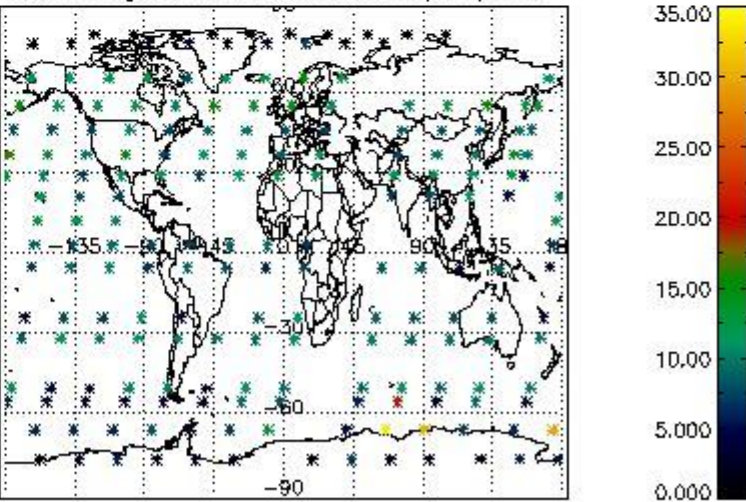
Percentage of datation errors per profile



Percentage of star falling outside central band per profile



Percentage of saturation errors per profile



## 5. Trace gas profiles

### 5.1 Ozone statistics based on quality of products

The final quality of the products can be "measured" using the STD (Standard Deviation) attached to every point profile. This information is written to the parameter GOM\_NL\_\_2P/NL\_LOCAL\_SPECIES\_DENSITY/o3\_std of the level 2 products. The table below shows the statistics for given STD ranges.

The statistics are given with respect to the overall valid production:

- Products without fatal errors: GOM\_NL\_\_2P/MPH/PRODUCT\_ERR=0
- Valid point profile: GOM\_NL\_\_2P/NL\_LOCAL\_SPECIES\_DENSITY/pcd(0)=0

The 'Criteria' is applied to valid points of dark limb products:

- Products in dark limb illumination condition: GOM\_NL\_\_2P/NL\_SUMMARY\_QUALITY/obs\_ill\_cond=0
- Products without fatal errors: GOM\_NL\_\_2P/MPH/PRODUCT\_ERR=0
- Valid point profile: GOM\_NL\_\_2P/NL\_LOCAL\_SPECIES\_DENSITY/pcd(0)=0

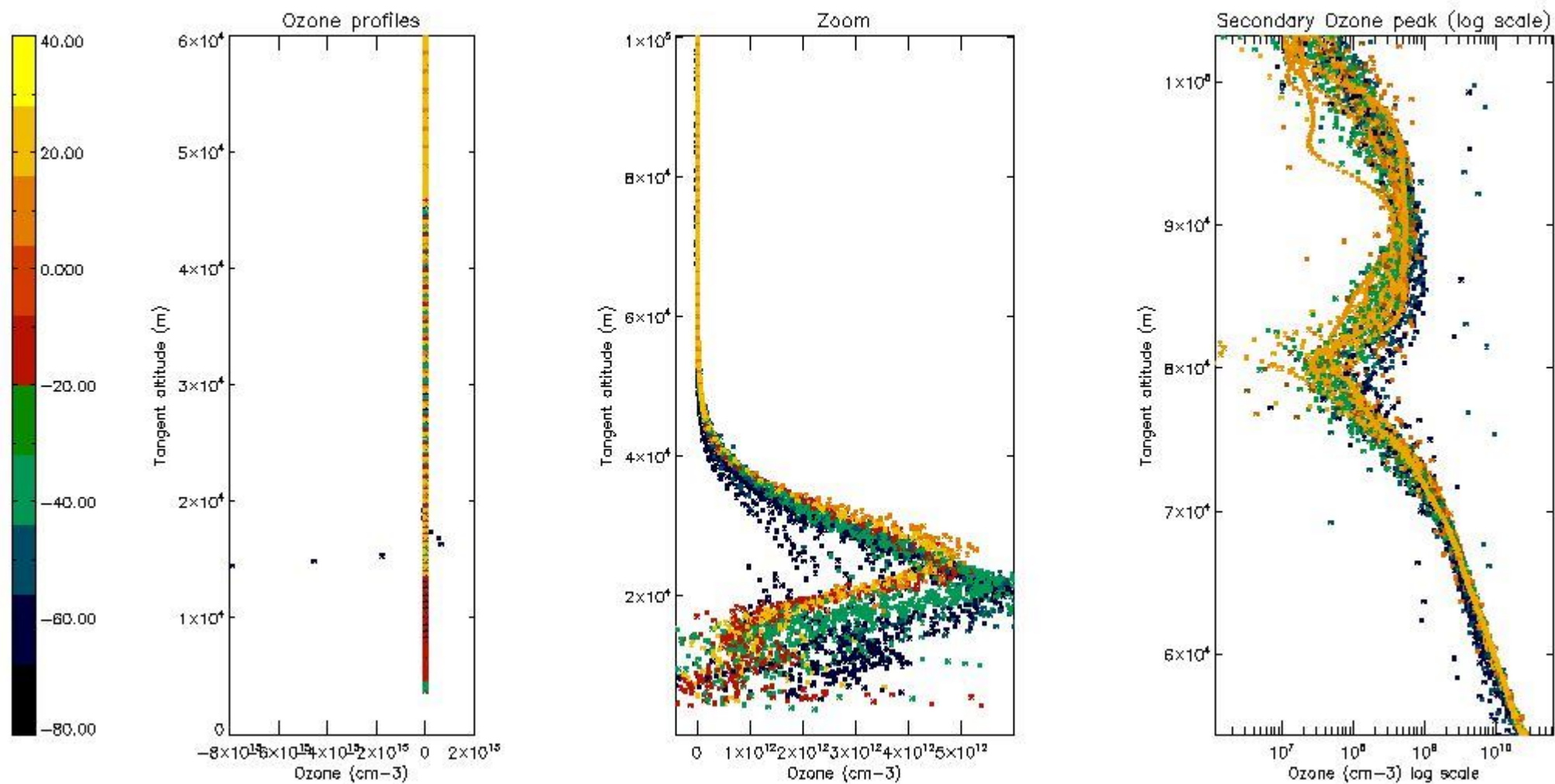
So, the table below shows the percentage of dark limb and valid observations for each criteria with respect to the overall valid daily observations.

Criteria	% of total production
All STD	35
STD < 20	22

STD < 10	20
STD < 5	17

5.2 Plot ozone profiles for all STD (dark without errors)

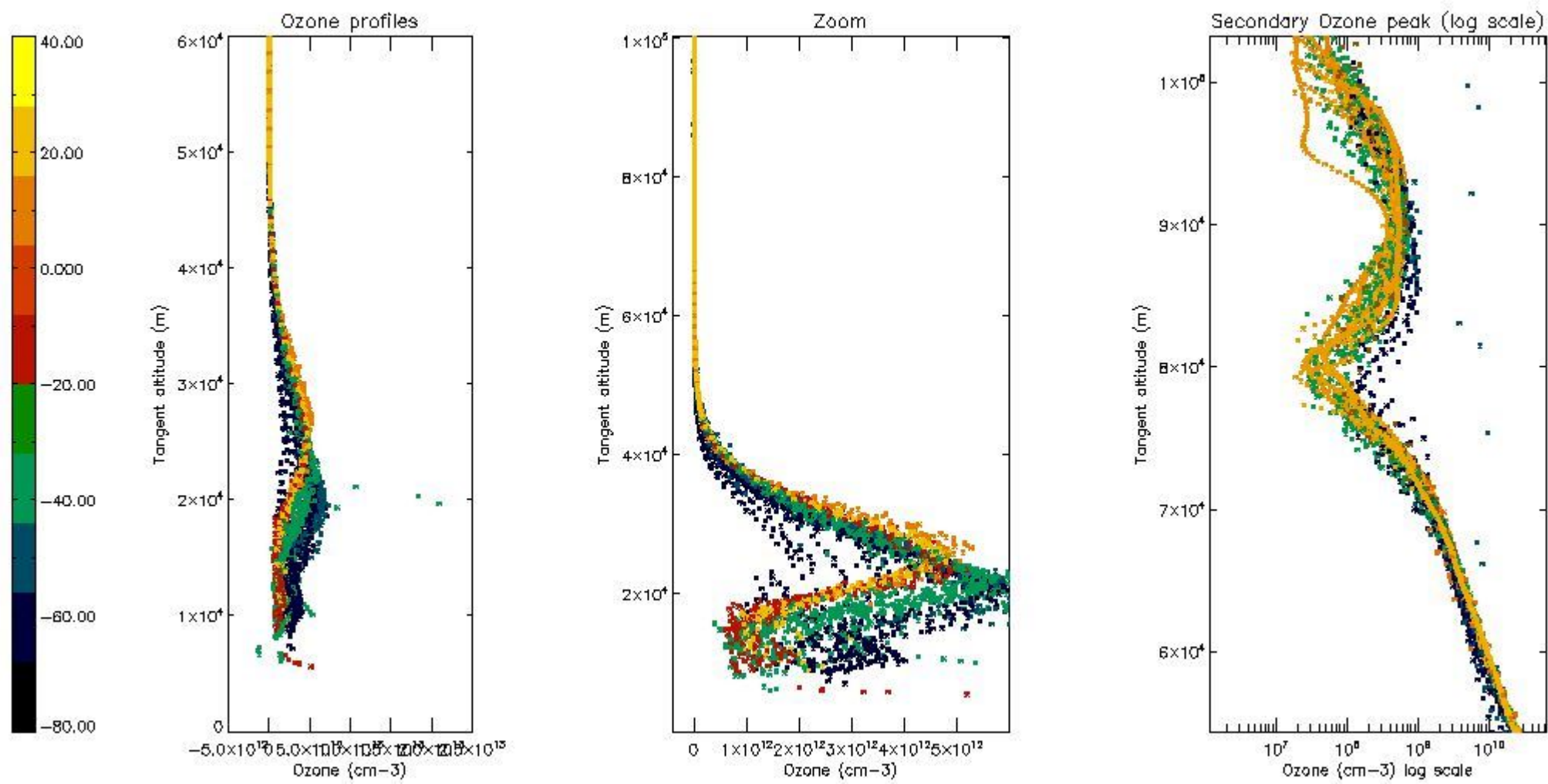
The colorbar represents the latitude.



5.3 Plot ozone profiles where STD < 20% (dark without errors)

The colorbar represents the latitude.

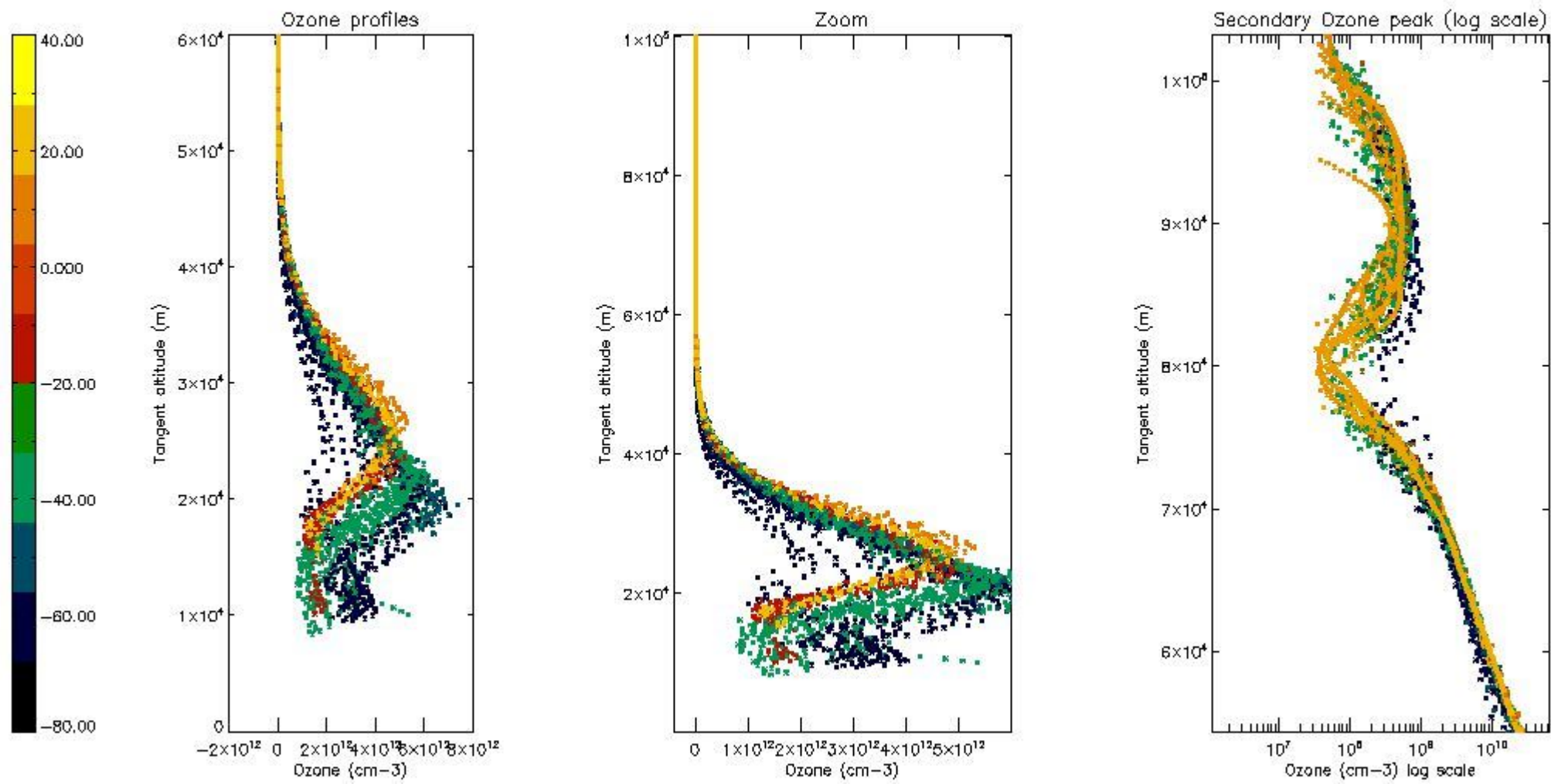




5.4 Plot ozone profiles where  $STD < 10\%$  (dark without errors)

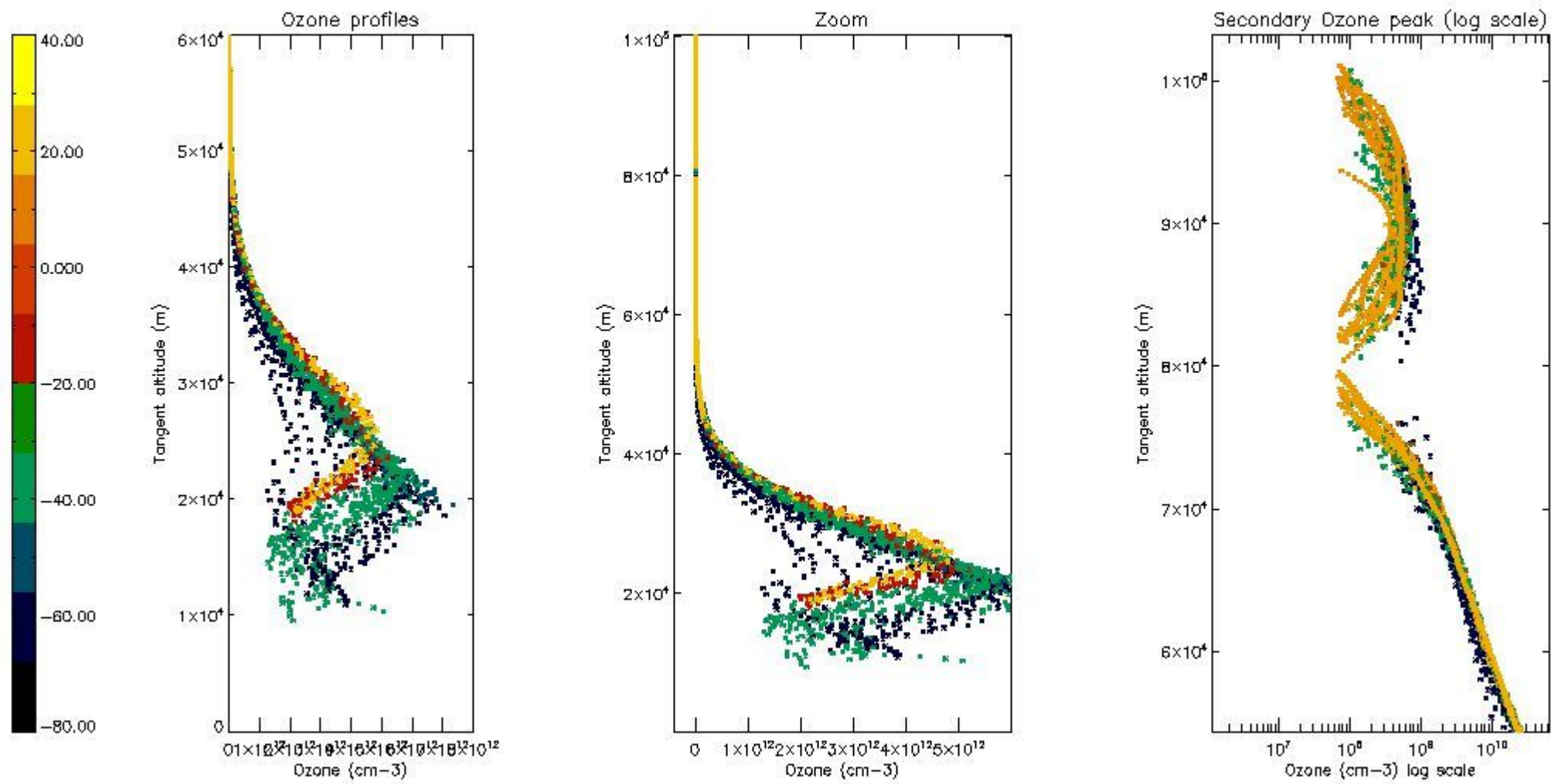
The colorbar represents the latitude.





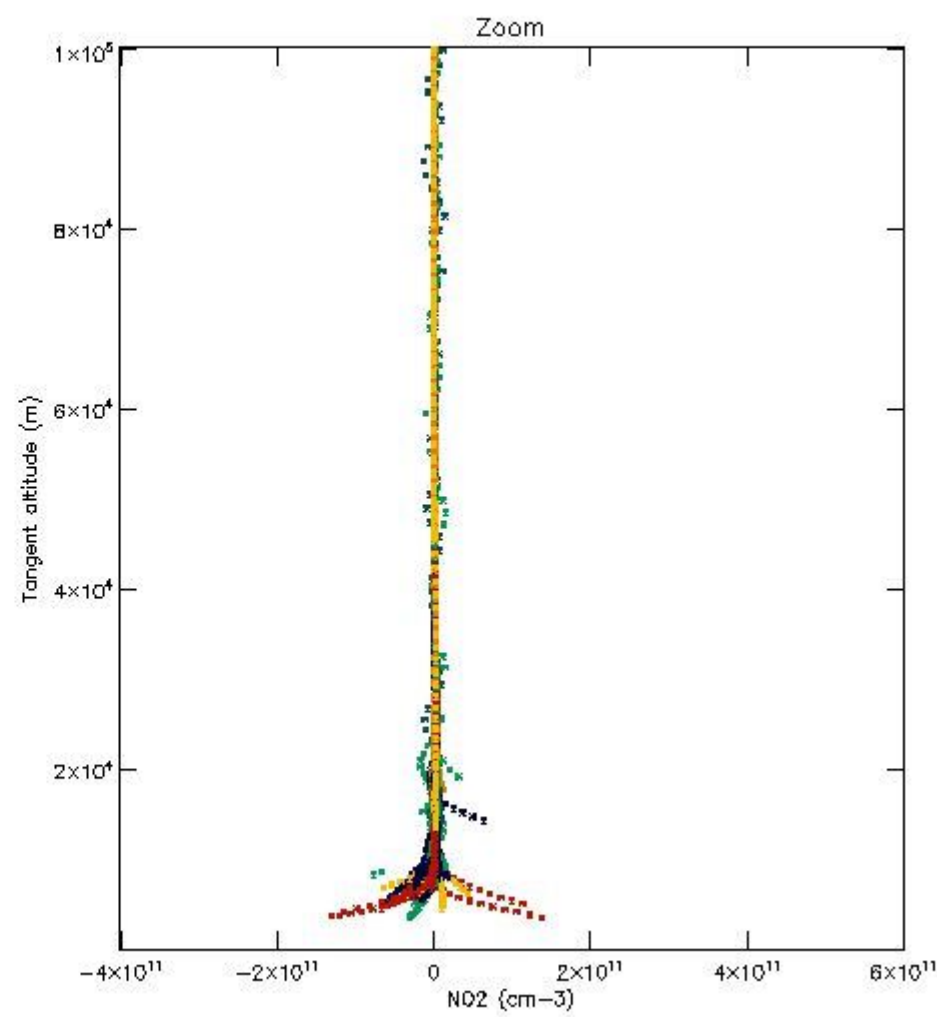
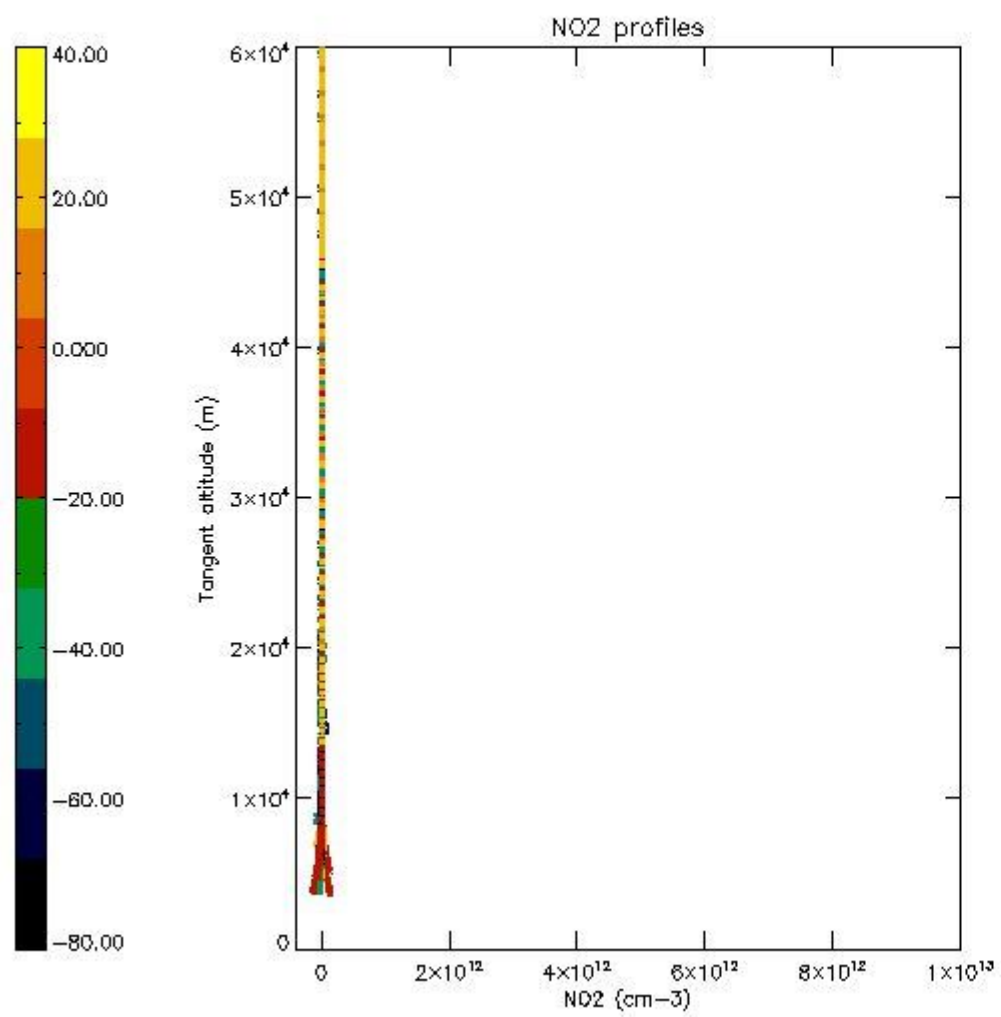
*5.5 Plot ozone profiles where STD < 5% (dark without errors)*

The colorbar represents the latitude.



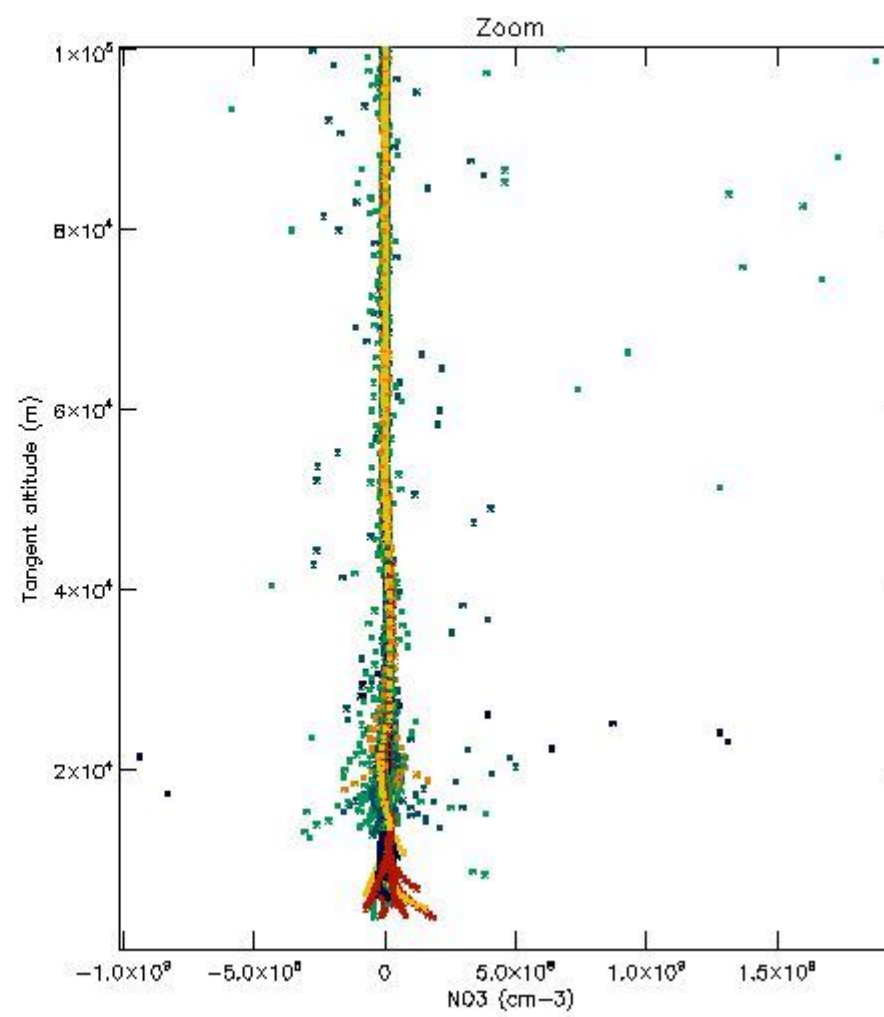
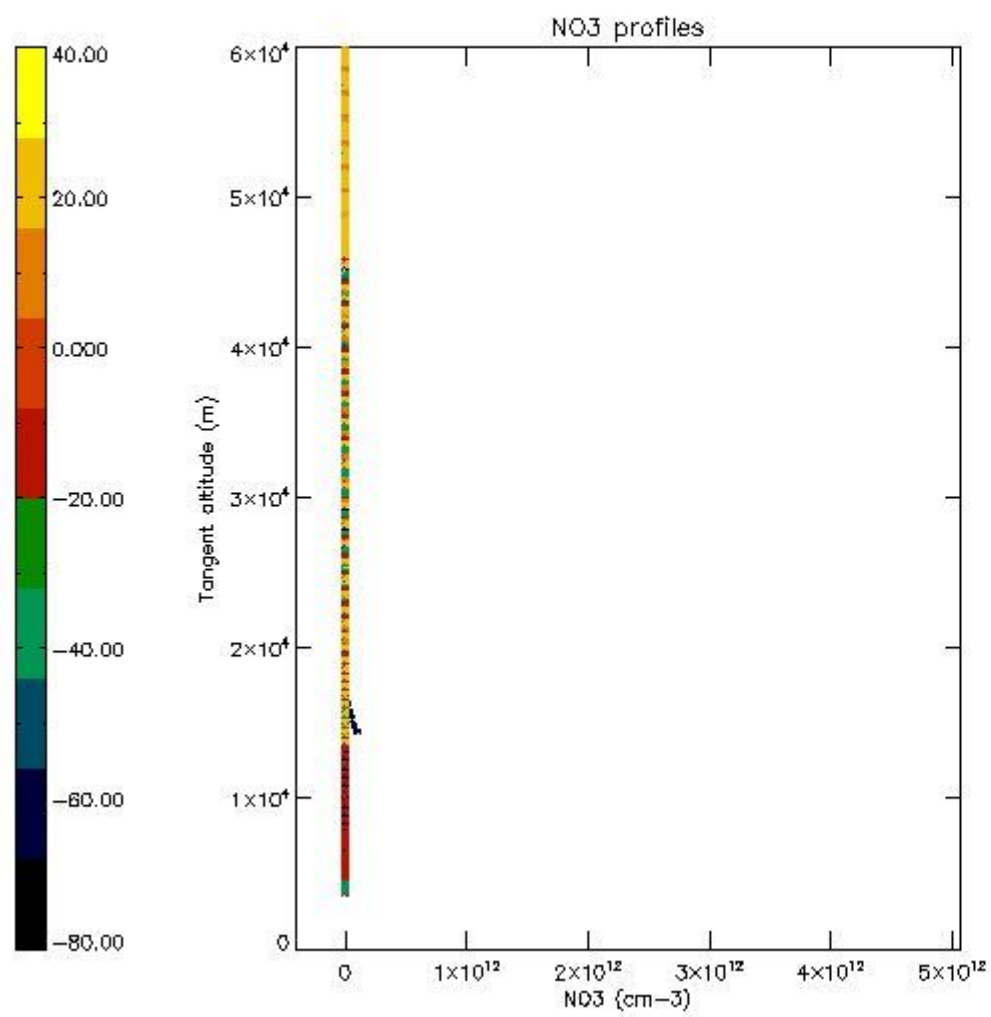
*5.6 Plot NO<sub>2</sub> profiles for all STD (dark without errors)*

The colorbar represents the latitude.



*5.7 Plot NO3 profiles for all STD (dark without errors)*

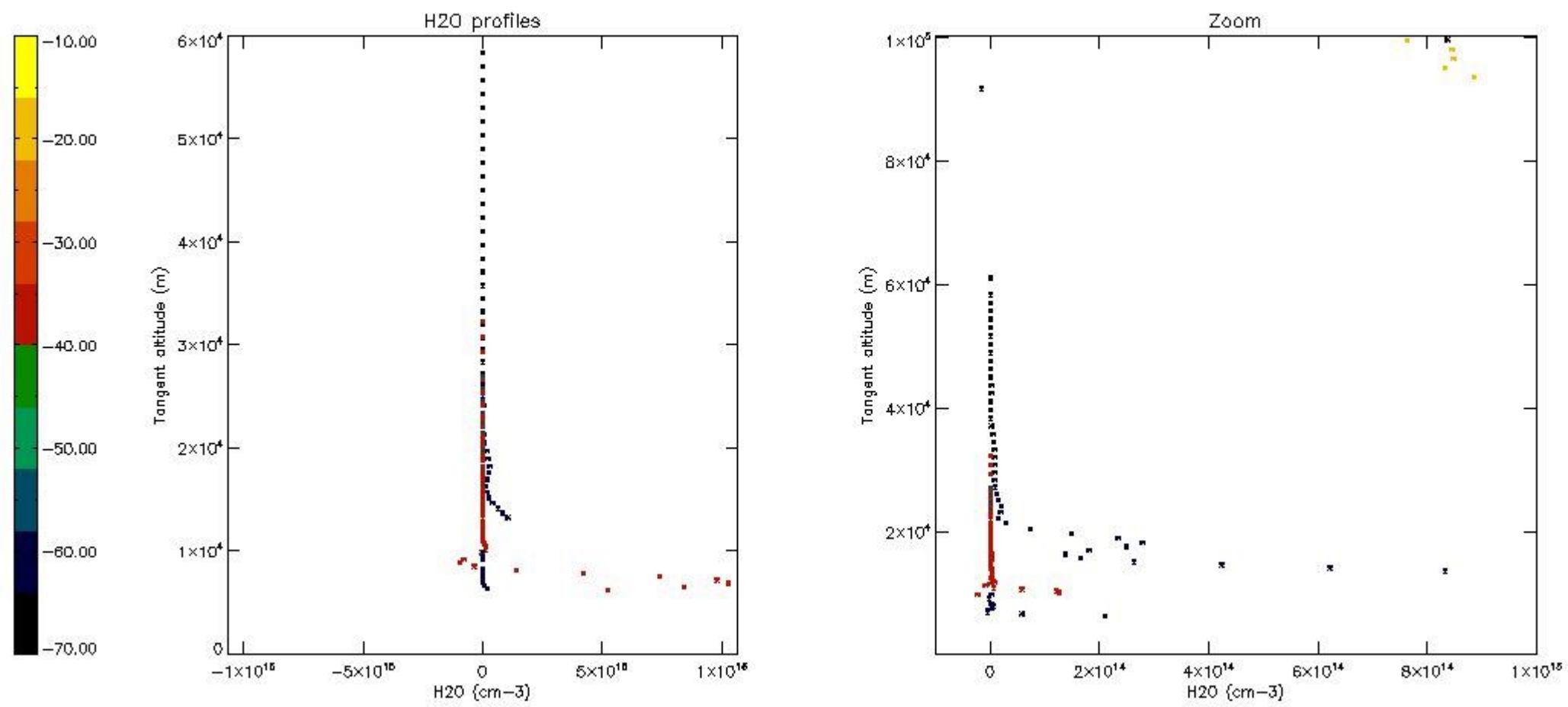
The colorbar represents the latitude.



5.8 Plot H<sub>2</sub>O profiles for all STD (only for occultations of stars 1,2,3,4,13,14,16,26,63 dark without errors)

The colorbar represents the latitude.





## 6. Auxiliary Data Files used for the production reported in section 2

The number reported in the third column indicates since which file (see list in section 2) the corresponding auxiliary file has been used. The fourth column is the date of those product files.

Type	Auxiliary Filename	Used since product	Used since product date
INST_PHYS_CHARACTERISTICS	GOM_INS_AXNIEC20050627_150440_20020301_000000_20100101_000000	1	18-SEP-2002 00:23:27
LEVEL-2_PROC_CONFIG	GOM_PR2_AXVIEC20091111_152718_20020301_000000_20500101_000000	1	18-SEP-2002 00:23:27
CROSS_SECTIONS_FILE	GOM_CRS_AXVIEC20091111_154832_20020301_000000_20500101_000000	1	18-SEP-2002 00:23:27

# GOMOS Level 2 Daily Report

## SUMMARY

### [1. General Info](#)

### [2. Summary of processed GOM\\_NL\\_2P products](#)

### [3. Level 2 Quality information per product](#)

#### [3.1 Plot of level 2 quality information per product \(time dependant\)](#)

#### [3.2 Plot of level 2 quality information per product \(world map\)](#)

### [4. Level 1 Quality information per product \(stored on level 2 products\)](#)

#### [4.1 Plot of level 1 quality information per product \(time dependant\)](#)

##### [4.1.1 Plot of level 1 quality information per product \(time dependant\): ASCENDING](#)

##### [4.1.2 Plot of level 1 quality information per product \(time dependant\): DESCENDING](#)

#### [4.2 Plot of level 1 quality information per product \(world map\)](#)

##### [4.2.1 Plot of level 1 quality information per product \(world map\): ASCENDING](#)

##### [4.2.2 Plot of level 1 quality information per product \(world map\): DESCENDING](#)

### [5. Ozone profiles based on quality statistics and other trace gas profiles](#)

#### [5.1 Ozone statistics based on quality of products](#)

#### [5.2 Plot ozone profiles for all STD \(dark without errors\)](#)

#### [5.3 Plot ozone profiles where STD < 20% \(dark without errors\)](#)

#### [5.4. Plot ozone profiles where STD < 10% \(dark without errors\)](#)

#### [5.5. Plot ozone profiles where STD < 5% \(dark without errors\)](#)

#### [5.6 Plot NO2 profiles for all STD \(dark without errors\)](#)

#### [5.7 Plot NO3 profiles for all STD \(dark without errors\)](#)

#### [5.8 Plot H2O profiles \(only for occultations of stars 1,2,3,4,13,14,16,26,63 dark without errors\) for all STD](#)

### [6. Auxiliary Data Files used for the production reported in section 2](#)

This report presents the daily analysis on parameters extracted from GOMOS level 2 data (GOM\_NL\_\_2P). It is intended to monitor some important parameters that will impact the quality of these products. A list of level 2 products (and content) that have arrived during the reporting day to the PCF is also given.

Item	Value
Time of report generation	17APR2013 18:31:14
Data source version	GOMOS/6.01
Start time of products	18-09-2002 (18SEP2002 00:00:00)
Stop time of products	19-09-2002 (19SEP2002 00:00:00)
Store outputs in DB	Yes
Nb of level 2 prods	370
Nb of prods with errors	0

## 2. Summary of processed GOM\_NL\_\_2P products.

Nr	Filename	UTC Start time	Limb	Duration	Star Id	Star Name	Star Mag	Star Temp	Nb Meas	Orbit	Prod. error
1	GOM_NL__2PRFIN20020918_002327_000000452009_00317_02876_2901.N1	18-SEP-2002 00:23:27	Bright	45.000	61	8Eps Peg	2.1000	3900.0	90	2876	No
2	GOM_NL__2PRFIN20020918_002610_000000572009_00317_02876_2902.N1	18-SEP-2002 00:26:10	Bright	57.000	140	88Gam Peg	2.8340	26000.	114	2876	No
3	GOM_NL__2PRFIN20020918_002843_000000492009_00317_02876_2903.N1	18-SEP-2002 00:28:43	Bright	49.000	93	53Bet Peg	2.5200	3100.0	98	2876	No
4	GOM_NL__2PRFIN20020918_003050_000000452009_00317_02876_2904.N1	18-SEP-2002 00:30:50	Bright	45.000	92	53Eps Cyg	2.5000	4500.0	90	2876	No
5	GOM_NL__2PRFIN20020918_003259_000000412009_00317_02876_2905.N1	18-SEP-2002 00:32:59	Bright	41.000	66	37Gam Cyg	2.2080	5900.0	82	2876	No
6	GOM_NL__2PRFIN20020918_004037_000000522009_00317_02876_2906.N1	18-SEP-2002 00:40:37	Bright	51.500	76	27Gam Cas	2.3000	30000.	103	2876	No
7	GOM_NL__2PRFIN20020918_004548_000000442009_00317_02876_2907.N1	18-SEP-2002 00:45:48	Bright	44.000	49	1Alp UMi	1.9900	6300.0	88	2876	No
8	GOM_NL__2PRFIN20020918_004811_000000792009_00317_02876_2908.N1	18-SEP-2002 00:48:11	Bright	79.000	35	33Alp Per	1.7950	6250.0	158	2876	No
9	GOM_NL__2PRFIN20020918_005315_000000452009_00317_02876_2909.N1	18-SEP-2002 00:53:15	Bright	45.000	36	50Alp UMa	1.8000	6300.0	90	2876	No
10	GOM_NL__2PRFIN20020918_005441_000000442009_00317_02876_2910.N1	18-SEP-2002 00:54:41	Bright	43.500	82	48Bet UMa	2.3650	10600.	87	2876	No
11	GOM_NL__2PRFIN20020918_005748_000000422009_00317_02876_2911.N1	18-SEP-2002 00:57:48	Bright	42.000	174	52Psi UMa	3.0040	4400.0	84	2876	No
12	GOM_NL__2PRFIN20020918_010125_000000762009_00317_02876_2912.N1	18-SEP-2002 01:01:25	Bright	75.500	107	37The Aur	2.6490	11000.	151	2876	No
13	GOM_NL__2PRFIN20020918_010435_000000562009_00317_02876_2913.N1	18-SEP-2002 01:04:35	Bright	56.000	17	78Bet Gem	1.1610	4500.0	112	2876	No
14	GOM_NL__2PRFIN20020918_010712_000001642009_00317_02876_2914.N1	18-SEP-2002 01:07:12	Straylight	164.00	28	12Bet Tau	1.6500	15200.	328	2876	No
15	GOM_NL__2PRFIN20020918_011214_000000682009_00317_02876_2915.N1	18-SEP-2002 01:12:14	Dark	67.500	8	10Alp CMi	0.40000	6500.0	135	2876	No
16	GOM_NL__2PRFIN20020918_011940_000000502009_00317_02876_2916.N1	18-SEP-2002 01:19:40	Dark	49.500	132	15Rho Pup	2.8030	6900.0	99	2876	No
17	GOM_NL__2PRFIN20020918_012135_000000802009_00317_02876_2917.N1	18-SEP-2002 01:21:35	Dark	79.500	1	9Alp CMa	-1.4400	11000.	159	2876	No
18	GOM_NL__2PRFIN20020918_012342_000000592009_00317_02876_2918.N1	18-SEP-2002 01:23:42	Dark	58.500	23	21Eps CMa	1.5020	26000.	117	2876	No
19	GOM_NL__2PRFIN20020918_012528_000000452009_00317_02876_2919.N1	18-SEP-2002 01:25:28	Dark	45.000	34	Gam2Vel	1.7930	23000.	90	2876	No
20	GOM_NL__2PRFIN20020918_012953_000000632009_00318_02877_8764.N1	18-SEP-2002 01:29:53	Dark	62.500	2	Alp Car	-0.73600	7000.0	125	2877	No
21	GOM_NL__2PRFIN20020918_020404_000000462009_00318_02877_8765.N1	18-SEP-2002 02:04:04	Bright	45.500	61	8Eps Peg	2.1000	3900.0	91	2877	No
22	GOM_NL__2PRFIN20020918_020645_000000572009_00318_02877_8766.N1	18-SEP-2002 02:06:45	Bright	56.500	140	88Gam Peg	2.8340	26000.	113	2877	No
23	GOM_NL__2PRFIN20020918_020919_000000462009_00318_02877_8767.N1	18-SEP-2002 02:09:19	Bright	46.000	93	53Bet Peg	2.5200	3100.0	92	2877	No
24	GOM_NL__2PRFIN20020918_021127_000000452009_00318_02877_8768.N1	18-SEP-2002 02:11:27	Bright	44.500	92	53Eps Cyg	2.5000	4500.0	89	2877	No
25	GOM_NL__2PRFIN20020918_021336_000000452009_00318_02877_8769.N1	18-SEP-2002 02:13:36	Bright	45.000	66	37Gam Cyg	2.2080	5900.0	90	2877	No
26	GOM_NL__2PRFIN20020918_022113_000000492009_00318_02877_8770.N1	18-SEP-2002 02:21:13	Bright	48.500	76	27Gam Cas	2.3000	30000.	97	2877	No
27	GOM_NL__2PRFIN20020918_022625_000000442009_00318_02877_8771.N1	18-SEP-2002 02:26:25	Bright	43.500	49	1Alp UMi	1.9900	6300.0	87	2877	No
28	GOM_NL__2PRFIN20020918_022846_000000792009_00318_02877_8772.N1	18-SEP-2002 02:28:46	Bright	78.500	35	33Alp Per	1.7950	6250.0	157	2877	No
29	GOM_NL__2PRFIN20020918_023350_000000442009_00318_02877_8773.N1	18-SEP-2002 02:33:50	Bright	44.000	36	50Alp UMa	1.8000	6300.0	88	2877	No
30	GOM_NL__2PRFIN20020918_023518_000000412009_00318_02877_8774.N1	18-SEP-2002 02:35:18	Bright	40.500	82	48Bet UMa	2.3650	10600.	81	2877	No
31	GOM_NL__2PRFIN20020918_023824_000000562009_00318_02877_2911.N1	18-SEP-2002 02:38:24	Bright	56.000	174	52Psi UMa	3.0040	4400.0	112	2877	No
32	GOM_NL__2PRFIN20020918_024201_000000752009_00318_02877_2912.N1	18-SEP-2002 02:42:01	Bright	75.000	107	37The Aur	2.6490	11000.	150	2877	No
33	GOM_NL__2PRFIN20020918_024511_000000572009_00318_02877_2913.N1	18-SEP-2002 02:45:11	Bright	57.000	17	78Bet Gem	1.1610	4500.0	114	2877	No
34	GOM_NL__2PRFIN20020918_024749_000001592009_00318_02877_2914.N1	18-SEP-2002 02:47:49	Straylight	158.50	28	12Bet Tau	1.6500	15200.	317	2877	No
35	GOM_NL__2PRFIN20020918_025251_000000722009_00318_02877_2915.N1	18-SEP-2002 02:52:51	Dark	72.000	8	10Alp CMi	0.40000	6500.0	144	2877	No
36	GOM_NL__2PRFIN20020918_030212_000000702009_00318_02877_2916.N1	18-SEP-2002 03:02:12	Dark	69.500	1	9Alp CMa	-1.4400	11000.	139	2877	No
37	GOM_NL__2PRFIN20020918_030419_000000562009_00318_02877_2917.N1	18-SEP-2002 03:04:19	Dark	55.500	23	21Eps CMa	1.5020	26000.	111	2877	No
38	GOM_NL__2PRFIN20020918_030604_000000472009_00318_02877_2918.N1	18-SEP-2002 03:06:04	Dark	47.000	34	Gam2Vel	1.7930	23000.	94	2877	No
39	GOM_NL__2PRFIN20020918_031030_000000532009_00319_02878_2900.N1	18-SEP-2002 03:10:30	Dark	53.000	2	Alp Car	-0.73600	7000.0	106	2878	No
40	GOM_NL__2PRFIN20020918_034440_000000452009_00319_02878_2901.N1	18-SEP-2002 03:44:40	Bright	45.000	61	8Eps Peg	2.1000	3900.0	90	2878	No
41	GOM_NL__2PRFIN20020918_034720_000000572009_00319_02878_2902.N1	18-SEP-2002 03:47:20	Bright	56.500	140	88Gam Peg	2.8340	26000.	113	2878	No
42	GOM_NL__2PRFIN20020918_034954_000000472009_00319_02878_2903.N1	18-SEP-2002 03:49:54	Bright	46.500	93	53Bet Peg	2.5200	3100.0	93	2878	No



43	GOM_NL__2PRFIN20020918_035203_000000462009_00319_02878_2904.N1	18-SEP-2002 03:52:03	Bright	45.500	92	53Eps Cyg	2.5000	4500.0	91	2878	No
44	GOM_NL__2PRFIN20020918_035412_000000442009_00319_02878_2905.N1	18-SEP-2002 03:54:12	Bright	43.500	66	37Gam Cyg	2.2080	5900.0	87	2878	No
45	GOM_NL__2PRFIN20020918_040148_000000522009_00319_02878_2906.N1	18-SEP-2002 04:01:48	Bright	52.000	76	27Gam Cas	2.3000	30000.	104	2878	No
46	GOM_NL__2PRFIN20020918_040701_000000442009_00319_02878_2907.N1	18-SEP-2002 04:07:01	Bright	44.000	49	1Alp UMi	1.9900	6300.0	88	2878	No
47	GOM_NL__2PRFIN20020918_040920_000000782009_00319_02878_2908.N1	18-SEP-2002 04:09:20	Bright	78.000	35	33Alp Per	1.7950	6250.0	156	2878	No
48	GOM_NL__2PRFIN20020918_041427_000000442009_00319_02878_2909.N1	18-SEP-2002 04:14:27	Bright	44.000	36	50Alp UMa	1.8000	6300.0	88	2878	No
49	GOM_NL__2PRFIN20020918_041554_000000492009_00319_02878_2910.N1	18-SEP-2002 04:15:54	Bright	49.000	82	48Bet UMa	2.3650	10600.	98	2878	No
50	GOM_NL__2PRFIN20020918_041900_000000592009_00319_02878_2911.N1	18-SEP-2002 04:19:00	Bright	59.000	174	52Psi UMa	3.0040	4400.0	118	2878	No
51	GOM_NL__2PRFIN20020918_042236_000000802009_00319_02878_2912.N1	18-SEP-2002 04:22:36	Bright	79.500	107	37The Aur	2.6490	11000.	159	2878	No
52	GOM_NL__2PRFIN20020918_042547_000000562009_00319_02878_2913.N1	18-SEP-2002 04:25:47	Bright	55.500	17	78Bet Gem	1.1610	4500.0	111	2878	No
53	GOM_NL__2PRFIN20020918_042825_000001492009_00319_02878_2914.N1	18-SEP-2002 04:28:25	Straylight	148.50	28	12Bet Tau	1.6500	15200.	297	2878	No
54	GOM_NL__2PRFIN20020918_043327_000000622009_00319_02878_2915.N1	18-SEP-2002 04:33:27	Dark	62.000	8	10Alp CMi	0.40000	6500.0	124	2878	No
55	GOM_NL__2PRFIN20020918_044053_000000502009_00319_02878_2916.N1	18-SEP-2002 04:40:53	Dark	50.000	132	15Rho Pup	2.8030	6900.0	100	2878	No
56	GOM_NL__2PRFIN20020918_044249_000000742009_00319_02878_2917.N1	18-SEP-2002 04:42:49	Dark	74.000	1	9Alp CMa	-1.4400	11000.	148	2878	No
57	GOM_NL__2PRFIN20020918_044456_000000572009_00319_02878_2918.N1	18-SEP-2002 04:44:56	Dark	56.500	23	21Eps CMa	1.5020	26000.	113	2878	No
58	GOM_NL__2PRFIN20020918_044640_000000472009_00319_02878_2919.N1	18-SEP-2002 04:46:40	Dark	47.000	34	Gam2Vel	1.7930	23000.	94	2878	No
59	GOM_NL__2PRFIN20020918_045106_000000642009_00320_02879_2901.N1	18-SEP-2002 04:51:06	Dark	64.000	2	Alp Car	-0.73600	7000.0	128	2879	No
60	GOM_NL__2PRFIN20020918_052516_000000442009_00320_02879_2902.N1	18-SEP-2002 05:25:16	Bright	43.500	61	8Eps Peg	2.1000	3900.0	87	2879	No
61	GOM_NL__2PRFIN20020918_052756_000000572009_00320_02879_2903.N1	18-SEP-2002 05:27:56	Bright	57.000	140	88Gam Peg	2.8340	26000.	114	2879	No
62	GOM_NL__2PRFIN20020918_053030_000000462009_00320_02879_2904.N1	18-SEP-2002 05:30:30	Bright	46.000	93	53Bet Peg	2.5200	3100.0	92	2879	No
63	GOM_NL__2PRFIN20020918_053239_000000462009_00320_02879_2905.N1	18-SEP-2002 05:32:39	Bright	45.500	92	53Eps Cyg	2.5000	4500.0	91	2879	No
64	GOM_NL__2PRFIN20020918_053448_000000432009_00320_02879_2906.N1	18-SEP-2002 05:34:48	Bright	43.000	66	37Gam Cyg	2.2080	5900.0	86	2879	No
65	GOM_NL__2PRFIN20020918_054223_000000522009_00320_02879_2907.N1	18-SEP-2002 05:42:23	Bright	52.000	76	27Gam Cas	2.3000	30000.	104	2879	No
66	GOM_NL__2PRFIN20020918_054736_000000452009_00320_02879_2908.N1	18-SEP-2002 05:47:36	Bright	44.500	49	1Alp UMi	1.9900	6300.0	89	2879	No
67	GOM_NL__2PRFIN20020918_054955_000000792009_00320_02879_2909.N1	18-SEP-2002 05:49:55	Bright	79.000	35	33Alp Per	1.7950	6250.0	158	2879	No
68	GOM_NL__2PRFIN20020918_055503_000000442009_00320_02879_2910.N1	18-SEP-2002 05:55:03	Bright	43.500	36	50Alp UMa	1.8000	6300.0	87	2879	No
69	GOM_NL__2PRFIN20020918_055630_000000422009_00320_02879_2911.N1	18-SEP-2002 05:56:30	Bright	41.500	82	48Bet UMa	2.3650	10600.	83	2879	No
70	GOM_NL__2PRFIN20020918_055937_000000412009_00320_02879_2912.N1	18-SEP-2002 05:59:37	Bright	41.000	174	52Psi UMa	3.0040	4400.0	82	2879	No
71	GOM_NL__2PRFIN20020918_060313_000000752009_00320_02879_2913.N1	18-SEP-2002 06:03:13	Bright	75.000	107	37The Aur	2.6490	11000.	150	2879	No
72	GOM_NL__2PRFIN20020918_060623_000000562009_00320_02879_2914.N1	18-SEP-2002 06:06:23	Bright	55.500	17	78Bet Gem	1.1610	4500.0	111	2879	No
73	GOM_NL__2PRFIN20020918_060902_000001542009_00320_02879_2915.N1	18-SEP-2002 06:09:02	Straylight	153.50	28	12Bet Tau	1.6500	15200.	307	2879	No
74	GOM_NL__2PRFIN20020918_061404_000000582009_00320_02879_2916.N1	18-SEP-2002 06:14:04	Dark	57.500	8	10Alp CMi	0.40000	6500.0	115	2879	No
75	GOM_NL__2PRFIN20020918_062129_000000512009_00320_02879_2917.N1	18-SEP-2002 06:21:29	Dark	50.500	132	15Rho Pup	2.8030	6900.0	101	2879	No
76	GOM_NL__2PRFIN20020918_062327_000000702009_00320_02879_2918.N1	18-SEP-2002 06:23:27	Dark	69.500	1	9Alp CMa	-1.4400	11000.	139	2879	No
77	GOM_NL__2PRFIN20020918_062533_000000592009_00320_02879_2919.N1	18-SEP-2002 06:25:33	Dark	59.000	23	21Eps CMa	1.5020	26000.	118	2879	No
78	GOM_NL__2PRFIN20020918_062717_000000482009_00320_02879_2920.N1	18-SEP-2002 06:27:17	Dark	47.500	34	Gam2Vel	1.7930	23000.	95	2879	No
79	GOM_NL__2PRFIN20020918_063143_000000642009_00321_02880_2904.N1	18-SEP-2002 06:31:43	Dark	64.000	2	Alp Car	-0.73600	7000.0	128	2880	No
80	GOM_NL__2PRFIN20020918_081450_000002352009_00322_02881_2921.N1	18-SEP-2002 08:14:50	Dark	235.00	7	19Bet Ori	0.10000	14000.	470	2881	No
81	GOM_NL__2PRFIN20020918_082115_000000432009_00322_02881_2922.N1	18-SEP-2002 08:21:15	Dark	43.000	135	Bet Hyi	2.8200	5800.0	86	2881	No
82	GOM_NL__2PRFIN20020918_082356_000000602009_00322_02881_2923.N1	18-SEP-2002 08:23:56	Dark	60.000	9	Alp Eri	0.45300	24000.	120	2881	No
83	GOM_NL__2PRFIN20020918_082646_000000502009_00322_02881_2924.N1	18-SEP-2002 08:26:46	Straylight	49.500	148	Alp Tuc	2.8780	4100.0	99	2881	No
84	GOM_NL__2PRFIN20020918_083031_000000452009_00322_02881_2925.N1	18-SEP-2002 08:30:31	Straylight	45.000	31	Alp Gru	1.7340	15200.	90	2881	No
85	GOM_NL__2PRFIN20020918_083318_000000462009_00322_02881_2926.N1	18-SEP-2002 08:33:18	Straylight	45.500	172	Gam Gru	3.0030	13100.	91	2881	No
86	GOM_NL__2PRFIN20020918_083444_000000522009_00322_02881_2927.N1	18-SEP-2002 08:34:44	Straylight	52.000	18	24Alp PsA	1.1660	9700.0	104	2881	No
87	GOM_NL__2PRFIN20020918_083707_000000672009_00322_02881_2928.N1	18-SEP-2002 08:37:07	Tw_i_and_stray	67.000	52	16Bet Cet	2.0370	4500.0	134	2881	No
88	GOM_NL__2PRFIN20020918_083915_000000472009_00322_02881_2929.N1	18-SEP-2002 08:39:15	Tw_i_and_stray	46.500	142	49Del Cap	2.8500	8900.0	93	2881	No
89	GOM_NL__2PRFIN20020918_084327_000000452009_00322_02881_2930.N1	18-SEP-2002 08:43:27	Bright	45.000	162	34Alp Aqr	2.9440	5350.0	90	2881	No
90	GOM_NL__2PRFIN20020918_084628_000000442009_00322_02881_2931.N1	18-SEP-2002 08:46:28	Bright	44.000	61	8Eps Peg	2.1000	3900.0	88	2881	No
91	GOM_NL__2PRFIN20020918_084907_000000562009_00322_02881_2932.N1	18-SEP-2002 08:49:07	Bright	55.500	140	88Gam Peg	2.8340	26000.	111	2881	No
92	GOM_NL__2PRFIN20020918_085141_000000482009_00322_02881_2933.N1	18-SEP-2002 08:51:41	Bright	48.000	93	53Bet Peg	2.5200	3100.0	96	2881	No
93	GOM_NL__2PRFIN20020918_085352_000000452009_00322_02881_2934.N1	18-SEP-2002 08:53:52	Bright	45.000	92	53Eps Cyg	2.5000	4500.0	90	2881	No
94	GOM_NL__2PRFIN20020918_090112_000000432009_00322_02881_2935.N1	18-SEP-2002 09:01:12	Bright	43.000	89	5Alp Cep	2.4510	8000.0	86	2881	No
95	GOM_NL__2PRFIN20020918_090334_000000512009_00322_02881_2936.N1	18-SEP-2002 09:03:34	Bright	51.000	76	27Gam Cas	2.3000	30000.	102	2881	No
96	GOM_NL__2PRFIN20020918_090848_000000452009_00322_02881_2937.N1	18-SEP-2002 09:08:48	Bright	44.500	49	1Alp UMi	1.9900	6300.0	89	2881	No
97	GOM_NL__2PRFIN20020918_091105_000000792009_00322_02881_2938.N1	18-SEP-2002 09:11:05	Bright	79.000	35	33Alp Per	1.7950	6250.0	158	2881	No
98	GOM_NL__2PRFIN20020918_091616_000000432009_00322_02881_2939.N1	18-SEP-2002 09:16:16	Bright	43.000	36	50Alp UMa	1.8000	6300.0	86	2881	No
99	GOM_NL__2PRFIN20020918_091743_000000432009_00322_02881_2940.N1	18-SEP-2002 09:17:43	Bright	42.500	82	48Bet UMa	2.3650	10600.	85	2881	No
100	GOM_NL__2PRFIN20020918_092049_000000452009_00322_02881_2941.N1	18-SEP-2002 09:20:49	Bright	45.000	174	52Psi UMa	3.0040	4400.0	90	2881	No
101	GOM_NL__2PRFIN20020918_092424_000000762009_00322_02881_2942.N1	18-SEP-2002 09:24:24	Bright	76.000	107	37The Aur	2.6490	11000.	152	2881	No

102	GOM_NL__2PRFIN20020918_092736_000000532009_00322_02881_2943.N1	18-SEP-2002 09:27:36	Bright	53.000	17	78Bet Gem	1.1610	4500.0	106	2881	No
103	GOM_NL__2PRFIN20020918_093016_000001532009_00322_02881_2944.N1	18-SEP-2002 09:30:16	Straylight	153.00	28	12Bet Tau	1.6500	15200.	306	2881	No
104	GOM_NL__2PRFIN20020918_093517_000000642009_00322_02881_2945.N1	18-SEP-2002 09:35:17	Dark	63.500	8	10Alp CMi	0.40000	6500.0	127	2881	No
105	GOM_NL__2PRFIN20020918_094242_000000492009_00322_02881_2946.N1	18-SEP-2002 09:42:42	Dark	49.000	132	15Rho Pup	2.8030	6900.0	98	2881	No
106	GOM_NL__2PRFIN20020918_094441_000000702009_00322_02881_2947.N1	18-SEP-2002 09:44:41	Dark	70.000	1	9Alp CMa	-1.4400	11000.	140	2881	No
107	GOM_NL__2PRFIN20020918_094649_000000482009_00322_02881_2948.N1	18-SEP-2002 09:46:49	Dark	48.000	70	Zet Pup	2.2460	39000.	96	2881	No
108	GOM_NL__2PRFIN20020918_094829_000000502009_00322_02881_2949.N1	18-SEP-2002 09:48:29	Dark	50.000	34	Gam2Vel	1.7930	23000.	100	2881	No
109	GOM_NL__2PRFIN20020918_095256_000000542009_00323_02882_2921.N1	18-SEP-2002 09:52:56	Dark	54.000	2	Alp Car	-0.73600	7000.0	108	2882	No
110	GOM_NL__2PRFIN20020918_095531_000002352009_00323_02882_2922.N1	18-SEP-2002 09:55:31	Dark	235.00	7	19Bet Ori	0.10000	14000.	470	2882	No
111	GOM_NL__2PRFIN20020918_100151_000000452009_00323_02882_2923.N1	18-SEP-2002 10:01:51	Dark	44.500	135	Bet Hyi	2.8200	5800.0	89	2882	No
112	GOM_NL__2PRFIN20020918_100433_000000542009_00323_02882_2924.N1	18-SEP-2002 10:04:33	Dark	53.500	9	Alp Eri	0.45300	24000.	107	2882	No
113	GOM_NL__2PRFIN20020918_100723_000000472009_00323_02882_2925.N1	18-SEP-2002 10:07:23	Straylight	46.500	148	Alp Tuc	2.8780	4100.0	93	2882	No
114	GOM_NL__2PRFIN20020918_101107_000000472009_00323_02882_2926.N1	18-SEP-2002 10:11:07	Straylight	46.500	31	Alp Gru	1.7340	15200.	93	2882	No
115	GOM_NL__2PRFIN20020918_101354_000000452009_00323_02882_2927.N1	18-SEP-2002 10:13:54	Straylight	45.000	172	Gam Gru	3.0030	13100.	90	2882	No
116	GOM_NL__2PRFIN20020918_101521_000000512009_00323_02882_2928.N1	18-SEP-2002 10:15:21	Straylight	51.000	18	24Alp PsA	1.1660	9700.0	102	2882	No
117	GOM_NL__2PRFIN20020918_101743_000000692009_00323_02882_2929.N1	18-SEP-2002 10:17:43	Twl_and_stray	69.000	52	16Bet Cet	2.0370	4500.0	138	2882	No
118	GOM_NL__2PRFIN20020918_101952_000000452009_00323_02882_2930.N1	18-SEP-2002 10:19:52	Twl_and_stray	45.000	142	49Del Cap	2.8500	8900.0	90	2882	No
119	GOM_NL__2PRFIN20020918_102403_000000462009_00323_02882_2931.N1	18-SEP-2002 10:24:03	Bright	46.000	162	34Alp Aqr	2.9440	5350.0	92	2882	No
120	GOM_NL__2PRFIN20020918_102704_000000452009_00323_02882_2932.N1	18-SEP-2002 10:27:04	Bright	45.000	61	8Eps Peg	2.1000	3900.0	90	2882	No
121	GOM_NL__2PRFIN20020918_102942_000000562009_00323_02882_2933.N1	18-SEP-2002 10:29:42	Bright	56.000	140	88Gam Peg	2.8340	26000.	112	2882	No
122	GOM_NL__2PRFIN20020918_103217_000000462009_00323_02882_2934.N1	18-SEP-2002 10:32:17	Bright	45.500	93	53Bet Peg	2.5200	3100.0	91	2882	No
123	GOM_NL__2PRFIN20020918_103428_000000462009_00323_02882_2935.N1	18-SEP-2002 10:34:28	Bright	45.500	92	53Eps Cyg	2.5000	4500.0	91	2882	No
124	GOM_NL__2PRFIN20020918_104148_000000442009_00323_02882_2936.N1	18-SEP-2002 10:41:48	Bright	43.500	89	5Alp Cep	2.4510	8000.0	87	2882	No
125	GOM_NL__2PRFIN20020918_104410_000000502009_00323_02882_2937.N1	18-SEP-2002 10:44:10	Bright	49.500	76	27Gam Cas	2.3000	30000.	99	2882	No
126	GOM_NL__2PRFIN20020918_104925_000000432009_00323_02882_2938.N1	18-SEP-2002 10:49:25	Bright	43.000	49	1Alp UMi	1.9900	6300.0	86	2882	No
127	GOM_NL__2PRFIN20020918_105139_000000782009_00323_02882_2939.N1	18-SEP-2002 10:51:39	Bright	77.500	35	33Alp Per	1.7950	6250.0	155	2882	No
128	GOM_NL__2PRFIN20020918_105652_000000442009_00323_02882_2940.N1	18-SEP-2002 10:56:52	Bright	44.000	36	50Alp UMa	1.8000	6300.0	88	2882	No
129	GOM_NL__2PRFIN20020918_105819_000000432009_00323_02882_2941.N1	18-SEP-2002 10:58:19	Bright	42.500	82	48Bet UMa	2.3650	10600.	85	2882	No
130	GOM_NL__2PRFIN20020918_110125_000000422009_00323_02882_2942.N1	18-SEP-2002 11:01:25	Bright	42.000	174	52Psi UMa	3.0040	4400.0	84	2882	No
131	GOM_NL__2PRFIN20020918_110500_000000772009_00323_02882_2943.N1	18-SEP-2002 11:05:00	Bright	76.500	107	37The Aur	2.6490	11000.	153	2882	No
132	GOM_NL__2PRFIN20020918_110812_000000562009_00323_02882_2944.N1	18-SEP-2002 11:08:12	Bright	56.000	17	78Bet Gem	1.1610	4500.0	112	2882	No
133	GOM_NL__2PRFIN20020918_111053_000001542009_00323_02882_2945.N1	18-SEP-2002 11:10:53	Straylight	154.00	28	12Bet Tau	1.6500	15200.	308	2882	No
134	GOM_NL__2PRFIN20020918_111554_000000672009_00323_02882_2946.N1	18-SEP-2002 11:15:54	Dark	66.500	8	10Alp CMi	0.40000	6500.0	133	2882	No
135	GOM_NL__2PRFIN20020918_112319_000000492009_00323_02882_2947.N1	18-SEP-2002 11:23:19	Dark	48.500	132	15Rho Pup	2.8030	6900.0	97	2882	No
136	GOM_NL__2PRFIN20020918_112518_000000742009_00323_02882_2948.N1	18-SEP-2002 11:25:18	Dark	73.500	1	9Alp CMa	-1.4400	11000.	147	2882	No
137	GOM_NL__2PRFIN20020918_112726_000000462009_00323_02882_2949.N1	18-SEP-2002 11:27:26	Dark	46.000	70	Zet Pup	2.2460	39000.	92	2882	No
138	GOM_NL__2PRFIN20020918_112906_000000472009_00323_02882_2950.N1	18-SEP-2002 11:29:06	Dark	46.500	34	Gam2Vel	1.7930	23000.	93	2882	No
139	GOM_NL__2PRFIN20020918_113333_000000642009_00324_02883_2926.N1	18-SEP-2002 11:33:33	Dark	64.000	2	Alp Car	-0.73600	7000.0	128	2883	No
140	GOM_NL__2PRFIN20020918_113612_000002352009_00324_02883_2927.N1	18-SEP-2002 11:36:12	Dark	235.00	7	19Bet Ori	0.10000	14000.	470	2883	No
141	GOM_NL__2PRFIN20020918_114228_000000442009_00324_02883_2928.N1	18-SEP-2002 11:42:28	Dark	44.000	135	Bet Hyi	2.8200	5800.0	88	2883	No
142	GOM_NL__2PRFIN20020918_114510_000000552009_00324_02883_2929.N1	18-SEP-2002 11:45:10	Dark	54.500	9	Alp Eri	0.45300	24000.	109	2883	No
143	GOM_NL__2PRFIN20020918_114759_000000472009_00324_02883_2930.N1	18-SEP-2002 11:47:59	Straylight	46.500	148	Alp Tuc	2.8780	4100.0	93	2883	No
144	GOM_NL__2PRFIN20020918_115143_000000482009_00324_02883_2931.N1	18-SEP-2002 11:51:43	Straylight	48.000	31	Alp Gru	1.7340	15200.	96	2883	No
145	GOM_NL__2PRFIN20020918_115430_000000462009_00324_02883_2932.N1	18-SEP-2002 11:54:30	Straylight	45.500	172	Gam Gru	3.0030	13100.	91	2883	No
146	GOM_NL__2PRFIN20020918_115557_000000572009_00324_02883_2933.N1	18-SEP-2002 11:55:57	Straylight	57.000	18	24Alp PsA	1.1660	9700.0	114	2883	No
147	GOM_NL__2PRFIN20020918_115819_000000752009_00324_02883_2934.N1	18-SEP-2002 11:58:19	Twl_and_stray	75.000	52	16Bet Cet	2.0370	4500.0	150	2883	No
148	GOM_NL__2PRFIN20020918_120028_000000492009_00324_02883_2935.N1	18-SEP-2002 12:00:28	Twl_and_stray	48.500	142	49Del Cap	2.8500	8900.0	97	2883	No
149	GOM_NL__2PRFIN20020918_120440_000000452009_00324_02883_2936.N1	18-SEP-2002 12:04:40	Bright	45.000	162	34Alp Aqr	2.9440	5350.0	90	2883	No
150	GOM_NL__2PRFIN20020918_120741_000000452009_00324_02883_2937.N1	18-SEP-2002 12:07:41	Bright	44.500	61	8Eps Peg	2.1000	3900.0	89	2883	No
151	GOM_NL__2PRFIN20020918_121018_000000572009_00324_02883_2938.N1	18-SEP-2002 12:10:18	Bright	56.500	140	88Gam Peg	2.8340	26000.	113	2883	No
152	GOM_NL__2PRFIN20020918_121253_000000462009_00324_02883_2939.N1	18-SEP-2002 12:12:53	Bright	46.000	93	53Bet Peg	2.5200	3100.0	92	2883	No
153	GOM_NL__2PRFIN20020918_121504_000000442009_00324_02883_2940.N1	18-SEP-2002 12:15:04	Bright	44.000	92	53Eps Cyg	2.5000	4500.0	88	2883	No
154	GOM_NL__2PRFIN20020918_122224_000000432009_00324_02883_2941.N1	18-SEP-2002 12:22:24	Bright	43.000	89	5Alp Cep	2.4510	8000.0	86	2883	No
155	GOM_NL__2PRFIN20020918_122445_000000502009_00324_02883_2942.N1	18-SEP-2002 12:24:45	Bright	50.000	76	27Gam Cas	2.3000	30000.	100	2883	No
156	GOM_NL__2PRFIN20020918_123214_000000782009_00324_02883_2943.N1	18-SEP-2002 12:32:14	Bright	78.000	35	33Alp Per	1.7950	6250.0	156	2883	No
157	GOM_NL__2PRFIN20020918_123728_000000402009_00324_02883_2944.N1	18-SEP-2002 12:37:28	Bright	39.500	36	50Alp UMa	1.8000	6300.0	79	2883	No
158	GOM_NL__2PRFIN20020918_123855_000000402009_00324_02883_2945.N1	18-SEP-2002 12:38:55	Bright	39.500	82	48Bet UMa	2.3650	10600.	79	2883	No
159	GOM_NL__2PRFIN20020918_124201_000000402009_00324_02883_2946.N1	18-SEP-2002 12:42:01	Bright	39.500	174	52Psi UMa	3.0040	4400.0	79	2883	No
160	GOM_NL__2PRFIN20020918_124536_000000752009_00324_02883_2947.N1	18-SEP-2002 12:45:36	Bright	75.000	107	37The Aur	2.6490	11000.	150	2883	No

161	GOM_NL__2PRFIN20020918_124848_000000532009_00324_02883_2948.N1	18-SEP-2002 12:48:48	Bright	53.000	17	78Bet Gem	1.1610	4500.0	106	2883	No
162	GOM_NL__2PRFIN20020918_125130_000001702009_00324_02883_2949.N1	18-SEP-2002 12:51:30	Straylight	169.50	28	12Bet Tau	1.6500	15200.	339	2883	No
163	GOM_NL__2PRFIN20020918_125630_000000682009_00324_02883_2950.N1	18-SEP-2002 12:56:30	Dark	67.500	8	10Alp CMi	0.40000	6500.0	135	2883	No
164	GOM_NL__2PRFIN20020918_130355_000000502009_00324_02883_2951.N1	18-SEP-2002 13:03:55	Dark	49.500	132	15Rho Pup	2.8030	6900.0	99	2883	No
165	GOM_NL__2PRFIN20020918_130555_000000752009_00324_02883_2952.N1	18-SEP-2002 13:05:55	Dark	74.500	1	9Alp CMa	-1.4400	11000.	149	2883	No
166	GOM_NL__2PRFIN20020918_130803_000000492009_00324_02883_2953.N1	18-SEP-2002 13:08:03	Dark	49.000	70	Zet Pup	2.2460	39000.	98	2883	No
167	GOM_NL__2PRFIN20020918_130942_000000482009_00324_02883_2954.N1	18-SEP-2002 13:09:42	Dark	47.500	34	Gam2Vel	1.7930	23000.	95	2883	No
168	GOM_NL__2PRFIN20020918_131410_000000512009_00325_02884_8770.N1	18-SEP-2002 13:14:10	Dark	50.500	2	Alp Car	-0.73600	7000.0	101	2884	No
169	GOM_NL__2PRFIN20020918_131653_000002352009_00325_02884_8771.N1	18-SEP-2002 13:16:53	Dark	235.00	7	19Bet Ori	0.10000	14000.	470	2884	No
170	GOM_NL__2PRFIN20020918_132304_000000442009_00325_02884_8772.N1	18-SEP-2002 13:23:04	Dark	44.000	135	Bet Hyi	2.8200	5800.0	88	2884	No
171	GOM_NL__2PRFIN20020918_132546_000000622009_00325_02884_8773.N1	18-SEP-2002 13:25:46	Dark	61.500	9	Alp Eri	0.45300	24000.	123	2884	No
172	GOM_NL__2PRFIN20020918_132835_000000502009_00325_02884_8774.N1	18-SEP-2002 13:28:35	Straylight	49.500	148	Alp Tuc	2.8780	4100.0	99	2884	No
173	GOM_NL__2PRFIN20020918_133219_000000492009_00325_02884_8775.N1	18-SEP-2002 13:32:19	Straylight	48.500	31	Alp Gru	1.7340	15200.	97	2884	No
174	GOM_NL__2PRFIN20020918_133507_000000442009_00325_02884_8776.N1	18-SEP-2002 13:35:07	Straylight	43.500	172	Gam Gru	3.0030	13100.	87	2884	No
175	GOM_NL__2PRFIN20020918_133633_000000522009_00325_02884_8777.N1	18-SEP-2002 13:36:33	Straylight	51.500	18	24Alp PsA	1.1660	9700.0	103	2884	No
176	GOM_NL__2PRFIN20020918_133856_000000682009_00325_02884_2929.N1	18-SEP-2002 13:38:56	Tw_i_and_stray	67.500	52	16Bet Cet	2.0370	4500.0	135	2884	No
177	GOM_NL__2PRFIN20020918_134104_000000472009_00325_02884_2930.N1	18-SEP-2002 13:41:04	Tw_i_and_stray	46.500	142	49Del Cap	2.8500	8900.0	93	2884	No
178	GOM_NL__2PRFIN20020918_134516_000000442009_00325_02884_2931.N1	18-SEP-2002 13:45:16	Bright	43.500	162	34Alp Aqr	2.9440	5350.0	87	2884	No
179	GOM_NL__2PRFIN20020918_134817_000000452009_00325_02884_2932.N1	18-SEP-2002 13:48:17	Bright	45.000	61	8Eps Peg	2.1000	3900.0	90	2884	No
180	GOM_NL__2PRFIN20020918_135053_000000562009_00325_02884_2933.N1	18-SEP-2002 13:50:53	Bright	56.000	140	88Gam Peg	2.8340	26000.	112	2884	No
181	GOM_NL__2PRFIN20020918_135329_000000462009_00325_02884_2934.N1	18-SEP-2002 13:53:29	Bright	46.000	93	53Bet Peg	2.5200	3100.0	92	2884	No
182	GOM_NL__2PRFIN20020918_135541_000000422009_00325_02884_2935.N1	18-SEP-2002 13:55:41	Bright	42.000	92	53Eps Cyg	2.5000	4500.0	84	2884	No
183	GOM_NL__2PRFIN20020918_140256_000000472009_00325_02884_2936.N1	18-SEP-2002 14:02:56	Bright	47.000	89	5Alp Cep	2.4510	8000.0	94	2884	No
184	GOM_NL__2PRFIN20020918_140519_000000532009_00325_02884_2937.N1	18-SEP-2002 14:05:19	Bright	53.000	76	27Gam Cas	2.3000	30000.	106	2884	No
185	GOM_NL__2PRFIN20020918_141033_000000452009_00325_02884_2938.N1	18-SEP-2002 14:10:33	Bright	44.500	49	1Alp UMi	1.9900	6300.0	89	2884	No
186	GOM_NL__2PRFIN20020918_141248_000000792009_00325_02884_2939.N1	18-SEP-2002 14:12:48	Bright	79.000	35	33Alp Per	1.7950	6250.0	158	2884	No
187	GOM_NL__2PRFIN20020918_141804_000000442009_00325_02884_2940.N1	18-SEP-2002 14:18:04	Bright	44.000	36	50Alp UMa	1.8000	6300.0	88	2884	No
188	GOM_NL__2PRFIN20020918_141930_000000422009_00325_02884_2941.N1	18-SEP-2002 14:19:30	Bright	42.000	82	48Bet UMa	2.3650	10600.	84	2884	No
189	GOM_NL__2PRFIN20020918_142237_000000432009_00325_02884_2942.N1	18-SEP-2002 14:22:37	Bright	43.000	174	52Psi UMa	3.0040	4400.0	86	2884	No
190	GOM_NL__2PRFIN20020918_142610_000000802009_00325_02884_2943.N1	18-SEP-2002 14:26:10	Bright	79.500	107	37The Aur	2.6490	11000.	159	2884	No
191	GOM_NL__2PRFIN20020918_142924_000000582009_00325_02884_2944.N1	18-SEP-2002 14:29:24	Bright	58.000	17	78Bet Gem	1.1610	4500.0	116	2884	No
192	GOM_NL__2PRFIN20020918_143206_000001602009_00325_02884_2945.N1	18-SEP-2002 14:32:06	Straylight	159.50	28	12Bet Tau	1.6500	15200.	319	2884	No
193	GOM_NL__2PRFIN20020918_143706_000000652009_00325_02884_2946.N1	18-SEP-2002 14:37:06	Dark	65.000	8	10Alp CMi	0.40000	6500.0	130	2884	No
194	GOM_NL__2PRFIN20020918_144430_000000532009_00325_02884_2947.N1	18-SEP-2002 14:44:30	Dark	52.500	132	15Rho Pup	2.8030	6900.0	105	2884	No
195	GOM_NL__2PRFIN20020918_144631_000000822009_00325_02884_2948.N1	18-SEP-2002 14:46:31	Dark	81.500	1	9Alp CMa	-1.4400	11000.	163	2884	No
196	GOM_NL__2PRFIN20020918_144838_000000482009_00325_02884_2949.N1	18-SEP-2002 14:48:38	Dark	48.000	70	Zet Pup	2.2460	39000.	96	2884	No
197	GOM_NL__2PRFIN20020918_145017_000000472009_00325_02884_2950.N1	18-SEP-2002 14:50:17	Dark	46.500	34	Gam2Vel	1.7930	23000.	93	2884	No
198	GOM_NL__2PRFIN20020918_145445_000000622009_00326_02885_2922.N1	18-SEP-2002 14:54:45	Dark	61.500	2	Alp Car	-0.73600	7000.0	123	2885	No
199	GOM_NL__2PRFIN20020918_145734_000002352009_00326_02885_2923.N1	18-SEP-2002 14:57:34	Dark	235.00	7	19Bet Ori	0.10000	14000.	470	2885	No
200	GOM_NL__2PRFIN20020918_150340_000000452009_00326_02885_2924.N1	18-SEP-2002 15:03:40	Dark	44.500	135	Bet Hyi	2.8200	5800.0	89	2885	No
201	GOM_NL__2PRFIN20020918_150621_000000522009_00326_02885_2925.N1	18-SEP-2002 15:06:21	Dark	52.000	9	Alp Eri	0.45300	24000.	104	2885	No
202	GOM_NL__2PRFIN20020918_150911_000000522009_00326_02885_2926.N1	18-SEP-2002 15:09:11	Straylight	52.000	148	Alp Tuc	2.8780	4100.0	104	2885	No
203	GOM_NL__2PRFIN20020918_151255_000000472009_00326_02885_2927.N1	18-SEP-2002 15:12:55	Straylight	46.500	31	Alp Gru	1.7340	15200.	93	2885	No
204	GOM_NL__2PRFIN20020918_151542_000000472009_00326_02885_2928.N1	18-SEP-2002 15:15:42	Straylight	46.500	172	Gam Gru	3.0030	13100.	93	2885	No
205	GOM_NL__2PRFIN20020918_151709_000000492009_00326_02885_2929.N1	18-SEP-2002 15:17:09	Straylight	49.000	18	24Alp PsA	1.1660	9700.0	98	2885	No
206	GOM_NL__2PRFIN20020918_151930_000000702009_00326_02885_2930.N1	18-SEP-2002 15:19:30	Tw_i_and_stray	70.000	52	16Bet Cet	2.0370	4500.0	140	2885	No
207	GOM_NL__2PRFIN20020918_152140_000000462009_00326_02885_2931.N1	18-SEP-2002 15:21:40	Tw_i_and_stray	45.500	142	49Del Cap	2.8500	8900.0	91	2885	No
208	GOM_NL__2PRFIN20020918_152550_000000442009_00326_02885_2932.N1	18-SEP-2002 15:25:50	Bright	43.500	162	34Alp Aqr	2.9440	5350.0	87	2885	No
209	GOM_NL__2PRFIN20020918_152852_000000442009_00326_02885_2933.N1	18-SEP-2002 15:28:52	Bright	43.500	61	8Eps Peg	2.1000	3900.0	87	2885	No
210	GOM_NL__2PRFIN20020918_153127_000000572009_00326_02885_2934.N1	18-SEP-2002 15:31:27	Bright	57.000	140	88Gam Peg	2.8340	26000.	114	2885	No
211	GOM_NL__2PRFIN20020918_153403_000000472009_00326_02885_2935.N1	18-SEP-2002 15:34:03	Bright	47.000	93	53Bet Peg	2.5200	3100.0	94	2885	No
212	GOM_NL__2PRFIN20020918_153616_000000462009_00326_02885_2936.N1	18-SEP-2002 15:36:16	Bright	45.500	92	53Eps Cyg	2.5000	4500.0	91	2885	No
213	GOM_NL__2PRFIN20020918_154334_000000452009_00326_02885_2937.N1	18-SEP-2002 15:43:34	Bright	45.000	89	5Alp Cep	2.4510	8000.0	90	2885	No
214	GOM_NL__2PRFIN20020918_154554_000000522009_00326_02885_2938.N1	18-SEP-2002 15:45:54	Bright	52.000	76	27Gam Cas	2.3000	30000.	104	2885	No
215	GOM_NL__2PRFIN20020918_155111_000000462009_00326_02885_2939.N1	18-SEP-2002 15:51:11	Bright	46.000	49	1Alp UMi	1.9900	6300.0	92	2885	No
216	GOM_NL__2PRFIN20020918_155323_000000802009_00326_02885_2940.N1	18-SEP-2002 15:53:23	Bright	79.500	35	33Alp Per	1.7950	6250.0	159	2885	No
217	GOM_NL__2PRFIN20020918_155840_000000442009_00326_02885_2941.N1	18-SEP-2002 15:58:40	Bright	44.000	36	50Alp UMa	1.8000	6300.0	88	2885	No
218	GOM_NL__2PRFIN20020918_160006_000000422009_00326_02885_2942.N1	18-SEP-2002 16:00:06	Bright	41.500	82	48Bet UMa	2.3650	10600.	83	2885	No
219	GOM_NL__2PRFIN20020918_160313_000000422009_00326_02885_2943.N1	18-SEP-2002 16:03:13	Bright	41.500	174	52Psi UMa	3.0040	4400.0	83	2885	No



220	GOM_NL__2PRFIN20020918_160647_000000782009_00326_02885_2944.N1	18-SEP-2002 16:06:47	Bright	78.000	107	37The Aur	2.6490	11000.	156	2885	No
221	GOM_NL__2PRFIN20020918_160959_000000592009_00326_02885_2945.N1	18-SEP-2002 16:09:59	Bright	58.500	17	78Bet Gem	1.1610	4500.0	117	2885	No
222	GOM_NL__2PRFIN20020918_161243_000001672009_00326_02885_2946.N1	18-SEP-2002 16:12:43	Straylight	167.00	28	12Bet Tau	1.6500	15200.	334	2885	No
223	GOM_NL__2PRFIN20020918_161742_000000702009_00326_02885_2947.N1	18-SEP-2002 16:17:42	Dark	69.500	8	10Alp CMi	0.40000	6500.0	139	2885	No
224	GOM_NL__2PRFIN20020918_162506_000000512009_00326_02885_2948.N1	18-SEP-2002 16:25:06	Dark	51.000	132	15Rho Pup	2.8030	6900.0	102	2885	No
225	GOM_NL__2PRFIN20020918_162708_000000772009_00326_02885_2949.N1	18-SEP-2002 16:27:08	Dark	76.500	1	9Alp CMa	-1.4400	11000.	153	2885	No
226	GOM_NL__2PRFIN20020918_162914_000000502009_00326_02885_2950.N1	18-SEP-2002 16:29:14	Dark	50.000	70	Zet Pup	2.2460	39000.	100	2885	No
227	GOM_NL__2PRFIN20020918_163053_000000512009_00326_02885_2951.N1	18-SEP-2002 16:30:53	Dark	50.500	34	Gam2Vel	1.7930	23000.	101	2885	No
228	GOM_NL__2PRFIN20020918_163522_000000542009_00327_02886_2920.N1	18-SEP-2002 16:35:22	Dark	53.500	2	Alp Car	-0.73600	7000.0	107	2886	No
229	GOM_NL__2PRFIN20020918_163815_000002352009_00327_02886_2921.N1	18-SEP-2002 16:38:15	Dark	235.00	7	19Bet Ori	0.10000	14000.	470	2886	No
230	GOM_NL__2PRFIN20020918_164416_000000462009_00327_02886_2922.N1	18-SEP-2002 16:44:16	Dark	45.500	135	Bet Hyi	2.8200	5800.0	91	2886	No
231	GOM_NL__2PRFIN20020918_164658_000000532009_00327_02886_2923.N1	18-SEP-2002 16:46:58	Dark	53.000	9	Alp Eri	0.45300	24000.	106	2886	No
232	GOM_NL__2PRFIN20020918_164947_000000482009_00327_02886_2924.N1	18-SEP-2002 16:49:47	Straylight	48.000	148	Alp Tuc	2.8780	4100.0	96	2886	No
233	GOM_NL__2PRFIN20020918_165311_000000582009_00327_02886_2925.N1	18-SEP-2002 16:53:11	Straylight	58.000	63	Bet Gru	2.1500	2800.0	116	2886	No
234	GOM_NL__2PRFIN20020918_165619_000000452009_00327_02886_2926.N1	18-SEP-2002 16:56:19	Straylight	44.500	172	Gam Gru	3.0030	13100.	89	2886	No
235	GOM_NL__2PRFIN20020918_165745_000000502009_00327_02886_2927.N1	18-SEP-2002 16:57:45	Straylight	49.500	18	24Alp PsA	1.1660	9700.0	99	2886	No
236	GOM_NL__2PRFIN20020918_170007_000000692009_00327_02886_2928.N1	18-SEP-2002 17:00:07	Tw_i_and_stray	68.500	52	16Bet Cet	2.0370	4500.0	137	2886	No
237	GOM_NL__2PRFIN20020918_170216_000000482009_00327_02886_2929.N1	18-SEP-2002 17:02:16	Tw_i_and_stray	48.000	142	49Del Cap	2.8500	8900.0	96	2886	No
238	GOM_NL__2PRFIN20020918_170627_000000452009_00327_02886_2930.N1	18-SEP-2002 17:06:27	Bright	45.000	162	34Alp Aqr	2.9440	5350.0	90	2886	No
239	GOM_NL__2PRFIN20020918_170929_000000452009_00327_02886_2931.N1	18-SEP-2002 17:09:29	Bright	44.500	61	8Eps Peg	2.1000	3900.0	89	2886	No
240	GOM_NL__2PRFIN20020918_171203_000000582009_00327_02886_2932.N1	18-SEP-2002 17:12:03	Bright	57.500	140	88Gam Peg	2.8340	26000.	115	2886	No
241	GOM_NL__2PRFIN20020918_171440_000000502009_00327_02886_2933.N1	18-SEP-2002 17:14:40	Bright	50.000	93	53Bet Peg	2.5200	3100.0	100	2886	No
242	GOM_NL__2PRFIN20020918_171653_000000452009_00327_02886_2934.N1	18-SEP-2002 17:16:53	Bright	45.000	92	53Eps Cyg	2.5000	4500.0	90	2886	No
243	GOM_NL__2PRFIN20020918_171903_000000432009_00327_02886_2935.N1	18-SEP-2002 17:19:03	Bright	42.500	66	37Gam Cyg	2.2080	5900.0	85	2886	No
244	GOM_NL__2PRFIN20020918_172140_000000692009_00327_02886_2936.N1	18-SEP-2002 17:21:40	Bright	68.500	53	43Bet And	2.0480	3300.0	137	2886	No
245	GOM_NL__2PRFIN20020918_172411_000000442009_00327_02886_2937.N1	18-SEP-2002 17:24:11	Bright	43.500	89	5Alp Cep	2.4510	8000.0	87	2886	No
246	GOM_NL__2PRFIN20020918_172631_000000532009_00327_02886_2938.N1	18-SEP-2002 17:26:31	Bright	52.500	76	27Gam Cas	2.3000	30000.	105	2886	No
247	GOM_NL__2PRFIN20020918_173148_000000432009_00327_02886_2939.N1	18-SEP-2002 17:31:48	Bright	43.000	49	1Alp UMi	1.9900	6300.0	86	2886	No
248	GOM_NL__2PRFIN20020918_173358_000000782009_00327_02886_2940.N1	18-SEP-2002 17:33:58	Bright	78.000	35	33Alp Per	1.7950	6250.0	156	2886	No
249	GOM_NL__2PRFIN20020918_173916_000000412009_00327_02886_2941.N1	18-SEP-2002 17:39:16	Bright	40.500	36	50Alp UMa	1.8000	6300.0	81	2886	No
250	GOM_NL__2PRFIN20020918_174043_000000412009_00327_02886_2942.N1	18-SEP-2002 17:40:43	Bright	40.500	82	48Bet UMa	2.3650	10600.	81	2886	No
251	GOM_NL__2PRFIN20020918_174350_000000412009_00327_02886_2943.N1	18-SEP-2002 17:43:50	Bright	41.000	174	52Psi UMa	3.0040	4400.0	82	2886	No
252	GOM_NL__2PRFIN20020918_174723_000000752009_00327_02886_2944.N1	18-SEP-2002 17:47:23	Bright	75.000	107	37The Aur	2.6490	11000.	150	2886	No
253	GOM_NL__2PRFIN20020918_175036_000000572009_00327_02886_2945.N1	18-SEP-2002 17:50:36	Bright	56.500	17	78Bet Gem	1.1610	4500.0	113	2886	No
254	GOM_NL__2PRFIN20020918_175319_000001632009_00327_02886_2946.N1	18-SEP-2002 17:53:19	Straylight	163.00	28	12Bet Tau	1.6500	15200.	326	2886	No
255	GOM_NL__2PRFIN20020918_175819_000000652009_00327_02886_2947.N1	18-SEP-2002 17:58:19	Dark	65.000	8	10Alp CMi	0.40000	6500.0	130	2886	No
256	GOM_NL__2PRFIN20020918_180543_000000522009_00327_02886_2948.N1	18-SEP-2002 18:05:43	Dark	51.500	132	15Rho Pup	2.8030	6900.0	103	2886	No
257	GOM_NL__2PRFIN20020918_180746_000000852009_00327_02886_2949.N1	18-SEP-2002 18:07:46	Dark	85.000	1	9Alp CMa	-1.4400	11000.	170	2886	No
258	GOM_NL__2PRFIN20020918_180951_000000512009_00327_02886_2950.N1	18-SEP-2002 18:09:51	Dark	51.000	70	Zet Pup	2.2460	39000.	102	2886	No
259	GOM_NL__2PRFIN20020918_181130_000000492009_00327_02886_2951.N1	18-SEP-2002 18:11:30	Dark	49.000	34	Gam2Vel	1.7930	23000.	98	2886	No
260	GOM_NL__2PRFIN20020918_181558_000000552009_00328_02887_2921.N1	18-SEP-2002 18:15:58	Dark	54.500	2	Alp Car	-0.73600	7000.0	109	2887	No
261	GOM_NL__2PRFIN20020918_181856_000002352009_00328_02887_2922.N1	18-SEP-2002 18:18:56	Dark	235.00	7	19Bet Ori	0.10000	14000.	470	2887	No
262	GOM_NL__2PRFIN20020918_182452_000000462009_00328_02887_2923.N1	18-SEP-2002 18:24:52	Dark	45.500	135	Bet Hyi	2.8200	5800.0	91	2887	No
263	GOM_NL__2PRFIN20020918_182734_000000622009_00328_02887_2924.N1	18-SEP-2002 18:27:34	Dark	61.500	9	Alp Eri	0.45300	24000.	123	2887	No
264	GOM_NL__2PRFIN20020918_183023_000000552009_00328_02887_2925.N1	18-SEP-2002 18:30:23	Straylight	55.000	148	Alp Tuc	2.8780	4100.0	110	2887	No
265	GOM_NL__2PRFIN20020918_183347_000000532009_00328_02887_2926.N1	18-SEP-2002 18:33:47	Straylight	52.500	63	Bet Gru	2.1500	2800.0	105	2887	No
266	GOM_NL__2PRFIN20020918_183655_000000462009_00328_02887_2927.N1	18-SEP-2002 18:36:55	Straylight	46.000	172	Gam Gru	3.0030	13100.	92	2887	No
267	GOM_NL__2PRFIN20020918_183821_000000542009_00328_02887_2928.N1	18-SEP-2002 18:38:21	Straylight	54.000	18	24Alp PsA	1.1660	9700.0	108	2887	No
268	GOM_NL__2PRFIN20020918_184042_000000722009_00328_02887_2929.N1	18-SEP-2002 18:40:42	Tw_i_and_stray	71.500	52	16Bet Cet	2.0370	4500.0	143	2887	No
269	GOM_NL__2PRFIN20020918_184252_000000472009_00328_02887_2930.N1	18-SEP-2002 18:42:52	Tw_i_and_stray	47.000	142	49Del Cap	2.8500	8900.0	94	2887	No
270	GOM_NL__2PRFIN20020918_184703_000000462009_00328_02887_2931.N1	18-SEP-2002 18:47:03	Bright	45.500	162	34Alp Aqr	2.9440	5350.0	91	2887	No
271	GOM_NL__2PRFIN20020918_185005_000000452009_00328_02887_2932.N1	18-SEP-2002 18:50:05	Bright	44.500	61	8Eps Peg	2.1000	3900.0	89	2887	No
272	GOM_NL__2PRFIN20020918_185238_000000562009_00328_02887_2933.N1	18-SEP-2002 18:52:38	Bright	56.000	140	88Gam Peg	2.8340	26000.	112	2887	No
273	GOM_NL__2PRFIN20020918_185515_000000472009_00328_02887_2934.N1	18-SEP-2002 18:55:15	Bright	47.000	93	53Bet Peg	2.5200	3100.0	94	2887	No
274	GOM_NL__2PRFIN20020918_185729_000000432009_00328_02887_2935.N1	18-SEP-2002 18:57:29	Bright	43.000	92	53Eps Cyg	2.5000	4500.0	86	2887	No
275	GOM_NL__2PRFIN20020918_185939_000000442009_00328_02887_2936.N1	18-SEP-2002 18:59:39	Bright	44.000	66	37Gam Cyg	2.2080	5900.0	88	2887	No
276	GOM_NL__2PRFIN20020918_190214_000000712009_00328_02887_2937.N1	18-SEP-2002 19:02:14	Bright	70.500	53	43Bet And	2.0480	3300.0	141	2887	No
277	GOM_NL__2PRFIN20020918_190447_000000442009_00328_02887_2938.N1	18-SEP-2002 19:04:47	Bright	43.500	89	5Alp Cep	2.4510	8000.0	87	2887	No
278	GOM_NL__2PRFIN20020918_190706_000000532009_00328_02887_2939.N1	18-SEP-2002 19:07:06	Bright	53.000	76	27Gam Cas	2.3000	30000.	106	2887	No

279	GOM_NL__2PRFIN20020918_191223_000000452009_00328_02887_2940.N1	18-SEP-2002 19:12:23	Bright	44.500	49	1Alp UMi	1.9900	6300.0	89	2887	No
280	GOM_NL__2PRFIN20020918_191432_000000812009_00328_02887_2941.N1	18-SEP-2002 19:14:32	Bright	80.500	35	33Alp Per	1.7950	6250.0	161	2887	No
281	GOM_NL__2PRFIN20020918_191952_000000412009_00328_02887_2942.N1	18-SEP-2002 19:19:52	Bright	41.000	36	50Alp UMa	1.8000	6300.0	82	2887	No
282	GOM_NL__2PRFIN20020918_192119_000000412009_00328_02887_2943.N1	18-SEP-2002 19:21:19	Bright	41.000	82	48Bet UMa	2.3650	10600.	82	2887	No
283	GOM_NL__2PRFIN20020918_192426_000000422009_00328_02887_2944.N1	18-SEP-2002 19:24:26	Bright	41.500	174	52Psi UMa	3.0040	4400.0	83	2887	No
284	GOM_NL__2PRFIN20020918_192758_000000802009_00328_02887_2945.N1	18-SEP-2002 19:27:58	Bright	79.500	107	37The Aur	2.6490	11000.	159	2887	No
285	GOM_NL__2PRFIN20020918_193112_000000572009_00328_02887_2946.N1	18-SEP-2002 19:31:12	Bright	56.500	17	78Bet Gem	1.1610	4500.0	113	2887	No
286	GOM_NL__2PRFIN20020918_193356_000001662009_00328_02887_2947.N1	18-SEP-2002 19:33:56	Straylight	165.50	28	12Bet Tau	1.6500	15200.	331	2887	No
287	GOM_NL__2PRFIN20020918_193856_000000732009_00328_02887_2948.N1	18-SEP-2002 19:38:56	Dark	72.500	8	10Alp CMi	0.40000	6500.0	145	2887	No
288	GOM_NL__2PRFIN20020918_194619_000000542009_00328_02887_2949.N1	18-SEP-2002 19:46:19	Dark	53.500	132	15Rho Pup	2.8030	6900.0	107	2887	No
289	GOM_NL__2PRFIN20020918_194822_000000792009_00328_02887_2950.N1	18-SEP-2002 19:48:22	Dark	79.000	1	9Alp CMa	-1.4400	11000.	158	2887	No
290	GOM_NL__2PRFIN20020918_195027_000000492009_00328_02887_2951.N1	18-SEP-2002 19:50:27	Dark	49.000	70	Zet Pup	2.2460	39000.	98	2887	No
291	GOM_NL__2PRFIN20020918_195206_000000472009_00328_02887_2952.N1	18-SEP-2002 19:52:06	Dark	47.000	34	Gam2Vel	1.7930	23000.	94	2887	No
292	GOM_NL__2PRFIN20020918_195634_000000642009_00329_02888_2922.N1	18-SEP-2002 19:56:34	Dark	64.000	2	Alp Car	-0.73600	7000.0	128	2888	No
293	GOM_NL__2PRFIN20020918_195938_000002352009_00329_02888_2923.N1	18-SEP-2002 19:59:38	Dark	235.00	7	19Bet Ori	0.10000	14000.	470	2888	No
294	GOM_NL__2PRFIN20020918_200528_000000442009_00329_02888_2924.N1	18-SEP-2002 20:05:28	Dark	44.000	135	Bet Hyi	2.8200	5800.0	88	2888	No
295	GOM_NL__2PRFIN20020918_200811_000000602009_00329_02888_2925.N1	18-SEP-2002 20:08:11	Dark	60.000	9	Alp Eri	0.45300	24000.	120	2888	No
296	GOM_NL__2PRFIN20020918_201059_000000522009_00329_02888_2926.N1	18-SEP-2002 20:10:59	Straylight	51.500	148	Alp Tuc	2.8780	4100.0	103	2888	No
297	GOM_NL__2PRFIN20020918_201423_000000582009_00329_02888_2927.N1	18-SEP-2002 20:14:23	Straylight	58.000	63	Bet Gru	2.1500	2800.0	116	2888	No
298	GOM_NL__2PRFIN20020918_201731_000000462009_00329_02888_2928.N1	18-SEP-2002 20:17:31	Straylight	45.500	172	Gam Gru	3.0030	13100.	91	2888	No
299	GOM_NL__2PRFIN20020918_201858_000000532009_00329_02888_2929.N1	18-SEP-2002 20:18:58	Straylight	52.500	18	24Alp PsA	1.1660	9700.0	105	2888	No
300	GOM_NL__2PRFIN20020918_202118_000000762009_00329_02888_2930.N1	18-SEP-2002 20:21:18	Tw_i_and_stray	76.000	52	16Bet Cet	2.0370	4500.0	152	2888	No
301	GOM_NL__2PRFIN20020918_202328_000000462009_00329_02888_2931.N1	18-SEP-2002 20:23:28	Tw_i_and_stray	45.500	142	49Del Cap	2.8500	8900.0	91	2888	No
302	GOM_NL__2PRFIN20020918_202739_000000452009_00329_02888_2932.N1	18-SEP-2002 20:27:39	Bright	45.000	162	34Alp Aqr	2.9440	5350.0	90	2888	No
303	GOM_NL__2PRFIN20020918_203041_000000442009_00329_02888_2933.N1	18-SEP-2002 20:30:41	Bright	44.000	61	8Eps Peg	2.1000	3900.0	88	2888	No
304	GOM_NL__2PRFIN20020918_203314_000000572009_00329_02888_2934.N1	18-SEP-2002 20:33:14	Bright	56.500	140	88Gam Peg	2.8340	26000.	113	2888	No
305	GOM_NL__2PRFIN20020918_203551_000000502009_00329_02888_2935.N1	18-SEP-2002 20:35:51	Bright	49.500	93	53Bet Peg	2.5200	3100.0	99	2888	No
306	GOM_NL__2PRFIN20020918_203806_000000442009_00329_02888_2936.N1	18-SEP-2002 20:38:06	Bright	43.500	92	53Eps Cyg	2.5000	4500.0	87	2888	No
307	GOM_NL__2PRFIN20020918_204015_000000462009_00329_02888_2937.N1	18-SEP-2002 20:40:15	Bright	45.500	66	37Gam Cyg	2.2080	5900.0	91	2888	No
308	GOM_NL__2PRFIN20020918_204249_000000722009_00329_02888_2938.N1	18-SEP-2002 20:42:49	Bright	71.500	53	43Bet And	2.0480	3300.0	143	2888	No
309	GOM_NL__2PRFIN20020918_204522_000000462009_00329_02888_2939.N1	18-SEP-2002 20:45:22	Bright	45.500	89	5Alp Cep	2.4510	8000.0	91	2888	No
310	GOM_NL__2PRFIN20020918_204740_000000522009_00329_02888_2940.N1	18-SEP-2002 20:47:40	Bright	52.000	76	27Gam Cas	2.3000	30000.	104	2888	No
311	GOM_NL__2PRFIN20020918_205258_000000442009_00329_02888_2941.N1	18-SEP-2002 20:52:58	Bright	43.500	49	1Alp UMi	1.9900	6300.0	87	2888	No
312	GOM_NL__2PRFIN20020918_205507_000000782009_00329_02888_2942.N1	18-SEP-2002 20:55:07	Bright	77.500	35	33Alp Per	1.7950	6250.0	155	2888	No
313	GOM_NL__2PRFIN20020918_210028_000000462009_00329_02888_2943.N1	18-SEP-2002 21:00:28	Bright	46.000	36	50Alp UMa	1.8000	6300.0	92	2888	No
314	GOM_NL__2PRFIN20020918_210155_000000432009_00329_02888_2944.N1	18-SEP-2002 21:01:55	Bright	42.500	82	48Bet UMa	2.3650	10600.	85	2888	No
315	GOM_NL__2PRFIN20020918_210502_000000562009_00329_02888_2945.N1	18-SEP-2002 21:05:02	Bright	56.000	174	52Psi UMa	3.0040	4400.0	112	2888	No
316	GOM_NL__2PRFIN20020918_210834_000000812009_00329_02888_2946.N1	18-SEP-2002 21:08:34	Bright	80.500	107	37The Aur	2.6490	11000.	161	2888	No
317	GOM_NL__2PRFIN20020918_211147_000000592009_00329_02888_2947.N1	18-SEP-2002 21:11:47	Bright	58.500	17	78Bet Gem	1.1610	4500.0	117	2888	No
318	GOM_NL__2PRFIN20020918_211433_000001622009_00329_02888_2948.N1	18-SEP-2002 21:14:33	Straylight	161.50	28	12Bet Tau	1.6500	15200.	323	2888	No
319	GOM_NL__2PRFIN20020918_211931_000000732009_00329_02888_2949.N1	18-SEP-2002 21:19:31	Dark	73.000	8	10Alp CMi	0.40000	6500.0	146	2888	No
320	GOM_NL__2PRFIN20020918_212656_000000522009_00329_02888_2950.N1	18-SEP-2002 21:26:56	Dark	52.000	132	15Rho Pup	2.8030	6900.0	104	2888	No
321	GOM_NL__2PRFIN20020918_212859_000000762009_00329_02888_2951.N1	18-SEP-2002 21:28:59	Dark	75.500	1	9Alp CMa	-1.4400	11000.	151	2888	No
322	GOM_NL__2PRFIN20020918_213103_000000472009_00329_02888_2952.N1	18-SEP-2002 21:31:03	Dark	46.500	70	Zet Pup	2.2460	39000.	93	2888	No
323	GOM_NL__2PRFIN20020918_213243_000000472009_00329_02888_2953.N1	18-SEP-2002 21:32:43	Dark	47.000	34	Gam2Vel	1.7930	23000.	94	2888	No
324	GOM_NL__2PRFIN20020918_213711_000000612009_00330_02889_2923.N1	18-SEP-2002 21:37:11	Dark	61.000	2	Alp Car	-0.73600	7000.0	122	2889	No
325	GOM_NL__2PRFIN20020918_214019_000002352009_00330_02889_2924.N1	18-SEP-2002 21:40:19	Dark	235.00	7	19Bet Ori	0.10000	14000.	470	2889	No
326	GOM_NL__2PRFIN20020918_214604_000000462009_00330_02889_2925.N1	18-SEP-2002 21:46:04	Dark	45.500	135	Bet Hyi	2.8200	5800.0	91	2889	No
327	GOM_NL__2PRFIN20020918_214847_000000502009_00330_02889_2926.N1	18-SEP-2002 21:48:47	Dark	50.000	9	Alp Eri	0.45300	24000.	100	2889	No
328	GOM_NL__2PRFIN20020918_215135_000000442009_00330_02889_2927.N1	18-SEP-2002 21:51:35	Straylight	44.000	148	Alp Tuc	2.8780	4100.0	88	2889	No
329	GOM_NL__2PRFIN20020918_215459_000000512009_00330_02889_2928.N1	18-SEP-2002 21:54:59	Straylight	50.500	63	Bet Gru	2.1500	2800.0	101	2889	No
330	GOM_NL__2PRFIN20020918_215807_000000452009_00330_02889_2929.N1	18-SEP-2002 21:58:07	Straylight	45.000	172	Gam Gru	3.0030	13100.	90	2889	No
331	GOM_NL__2PRFIN20020918_215934_000000502009_00330_02889_2930.N1	18-SEP-2002 21:59:34	Straylight	50.000	18	24Alp PsA	1.1660	9700.0	100	2889	No
332	GOM_NL__2PRFIN20020918_220155_000000712009_00330_02889_2931.N1	18-SEP-2002 22:01:55	Tw_i_and_stray	70.500	52	16Bet Cet	2.0370	4500.0	141	2889	No
333	GOM_NL__2PRFIN20020918_220404_000000462009_00330_02889_2932.N1	18-SEP-2002 22:04:04	Tw_i_and_stray	46.000	142	49Del Cap	2.8500	8900.0	92	2889	No
334	GOM_NL__2PRFIN20020918_220815_000000462009_00330_02889_2933.N1	18-SEP-2002 22:08:15	Bright	45.500	162	34Alp Aqr	2.9440	5350.0	91	2889	No
335	GOM_NL__2PRFIN20020918_221117_000000462009_00330_02889_2934.N1	18-SEP-2002 22:11:17	Bright	46.000	61	8Eps Peg	2.1000	3900.0	92	2889	No
336	GOM_NL__2PRFIN20020918_221349_000000562009_00330_02889_2935.N1	18-SEP-2002 22:13:49	Bright	56.000	140	88Gam Peg	2.8340	26000.	112	2889	No
337	GOM_NL__2PRFIN20020918_221626_000000522009_00330_02889_2936.N1	18-SEP-2002 22:16:26	Bright	51.500	93	53Bet Peg	2.5200	3100.0	103	2889	No

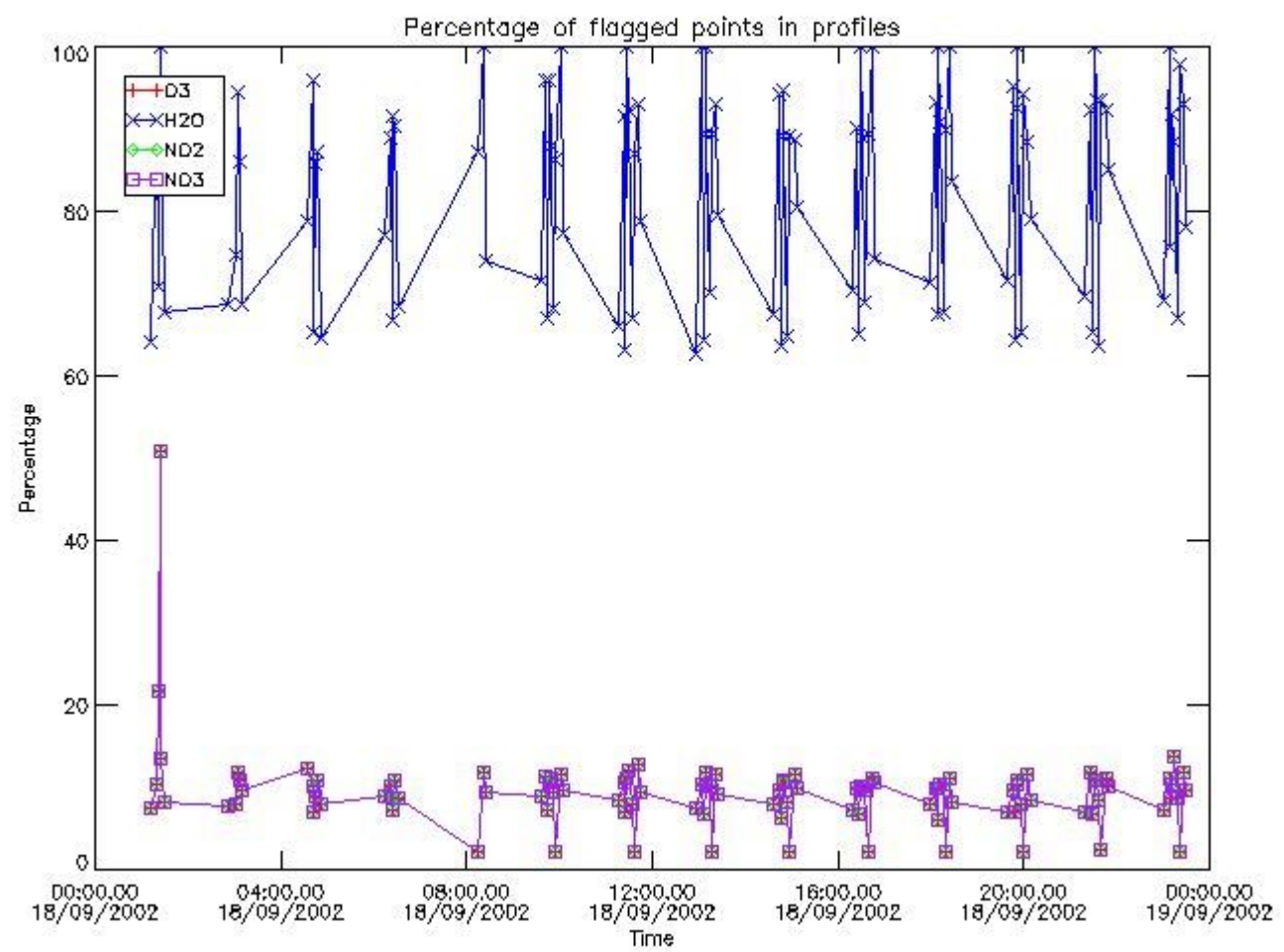
338	GOM_NL__2PRFIN20020918_221842_000000462009_00330_02889_2937.N1	18-SEP-2002 22:18:42	Bright	46.000	92	53Eps Cyg	2.5000	4500.0	92	2889	No
339	GOM_NL__2PRFIN20020918_222052_000000452009_00330_02889_2938.N1	18-SEP-2002 22:20:52	Bright	44.500	66	37Gam Cyg	2.2080	5900.0	89	2889	No
340	GOM_NL__2PRFIN20020918_222323_000000722009_00330_02889_2939.N1	18-SEP-2002 22:23:23	Bright	71.500	53	43Bet And	2.0480	3300.0	143	2889	No
341	GOM_NL__2PRFIN20020918_222559_000000442009_00330_02889_2940.N1	18-SEP-2002 22:25:59	Bright	43.500	89	5Alp Cep	2.4510	8000.0	87	2889	No
342	GOM_NL__2PRFIN20020918_222816_000000502009_00330_02889_2941.N1	18-SEP-2002 22:28:16	Bright	49.500	76	27Gam Cas	2.3000	30000.	99	2889	No
343	GOM_NL__2PRFIN20020918_223335_000000422009_00330_02889_2942.N1	18-SEP-2002 22:33:35	Bright	42.000	49	1Alp UMi	1.9900	6300.0	84	2889	No
344	GOM_NL__2PRFIN20020918_223542_000000792009_00330_02889_2943.N1	18-SEP-2002 22:35:42	Bright	79.000	35	33Alp Per	1.7950	6250.0	158	2889	No
345	GOM_NL__2PRFIN20020918_224103_000000452009_00330_02889_2944.N1	18-SEP-2002 22:41:03	Bright	45.000	36	50Alp UMa	1.8000	6300.0	90	2889	No
346	GOM_NL__2PRFIN20020918_224231_000000422009_00330_02889_2945.N1	18-SEP-2002 22:42:31	Bright	41.500	82	48Bet UMa	2.3650	10600.	83	2889	No
347	GOM_NL__2PRFIN20020918_224538_000000422009_00330_02889_2946.N1	18-SEP-2002 22:45:38	Bright	41.500	174	52Psi UMa	3.0040	4400.0	83	2889	No
348	GOM_NL__2PRFIN20020918_224909_000000782009_00330_02889_2947.N1	18-SEP-2002 22:49:09	Bright	77.500	107	37The Aur	2.6490	11000.	155	2889	No
349	GOM_NL__2PRFIN20020918_225224_000000572009_00330_02889_2948.N1	18-SEP-2002 22:52:24	Bright	57.000	17	78Bet Gem	1.1610	4500.0	114	2889	No
350	GOM_NL__2PRFIN20020918_225509_000001652009_00330_02889_2949.N1	18-SEP-2002 22:55:09	Straylight	165.00	28	12Bet Tau	1.6500	15200.	330	2889	No
351	GOM_NL__2PRFIN20020918_230008_000000702009_00330_02889_2950.N1	18-SEP-2002 23:00:08	Dark	70.000	8	10Alp CMi	0.40000	6500.0	140	2889	No
352	GOM_NL__2PRFIN20020918_230732_000000502009_00330_02889_2951.N1	18-SEP-2002 23:07:32	Dark	50.000	132	15Rho Pup	2.8030	6900.0	100	2889	No
353	GOM_NL__2PRFIN20020918_230937_000000702009_00330_02889_2952.N1	18-SEP-2002 23:09:37	Dark	69.500	1	9Alp CMa	-1.4400	11000.	139	2889	No
354	GOM_NL__2PRFIN20020918_231140_000000492009_00330_02889_2953.N1	18-SEP-2002 23:11:40	Dark	49.000	70	Zet Pup	2.2460	39000.	98	2889	No
355	GOM_NL__2PRFIN20020918_231319_000000492009_00330_02889_2954.N1	18-SEP-2002 23:13:19	Dark	48.500	34	Gam2Vel	1.7930	23000.	97	2889	No
356	GOM_NL__2PRFIN20020918_231748_000000642009_00331_02890_2925.N1	18-SEP-2002 23:17:48	Dark	64.000	2	Alp Car	-0.73600	7000.0	128	2890	No
357	GOM_NL__2PRFIN20020918_232101_000002352009_00331_02890_2926.N1	18-SEP-2002 23:21:01	Dark	235.00	7	19Bet Ori	0.10000	14000.	470	2890	No
358	GOM_NL__2PRFIN20020918_232640_000000442009_00331_02890_2927.N1	18-SEP-2002 23:26:40	Dark	43.500	135	Bet Hyi	2.8200	5800.0	87	2890	No
359	GOM_NL__2PRFIN20020918_232924_000000532009_00331_02890_2928.N1	18-SEP-2002 23:29:24	Dark	53.000	9	Alp Eri	0.45300	24000.	106	2890	No
360	GOM_NL__2PRFIN20020918_233211_000000462009_00331_02890_2929.N1	18-SEP-2002 23:32:11	Straylight	46.000	148	Alp Tuc	2.8780	4100.0	92	2890	No
361	GOM_NL__2PRFIN20020918_233536_000000492009_00331_02890_2930.N1	18-SEP-2002 23:35:36	Straylight	48.500	63	Bet Gru	2.1500	2800.0	97	2890	No
362	GOM_NL__2PRFIN20020918_233843_000000462009_00331_02890_2931.N1	18-SEP-2002 23:38:43	Straylight	45.500	172	Gam Gru	3.0030	13100.	91	2890	No
363	GOM_NL__2PRFIN20020918_234010_000000512009_00331_02890_2932.N1	18-SEP-2002 23:40:10	Straylight	50.500	18	24Alp PsA	1.1660	9700.0	101	2890	No
364	GOM_NL__2PRFIN20020918_234231_000000692009_00331_02890_2933.N1	18-SEP-2002 23:42:31	Tw_i_and_stray	69.000	52	16Bet Cet	2.0370	4500.0	138	2890	No
365	GOM_NL__2PRFIN20020918_234440_000000462009_00331_02890_2934.N1	18-SEP-2002 23:44:40	Tw_i_and_stray	45.500	142	49Del Cap	2.8500	8900.0	91	2890	No
366	GOM_NL__2PRFIN20020918_234851_000000452009_00331_02890_2935.N1	18-SEP-2002 23:48:51	Bright	44.500	162	34Alp Aqr	2.9440	5350.0	89	2890	No
367	GOM_NL__2PRFIN20020918_235153_000000452009_00331_02890_2936.N1	18-SEP-2002 23:51:53	Bright	45.000	61	8Eps Peg	2.1000	3900.0	90	2890	No
368	GOM_NL__2PRFIN20020918_235425_000000562009_00331_02890_2937.N1	18-SEP-2002 23:54:25	Bright	56.000	140	88Gam Peg	2.8340	26000.	112	2890	No
369	GOM_NL__2PRFIN20020918_235703_000000462009_00331_02890_2938.N1	18-SEP-2002 23:57:03	Bright	46.000	93	53Bet Peg	2.5200	3100.0	92	2890	No
370	GOM_NL__2PRFIN20020918_235918_000000412009_00331_02890_2939.N1	18-SEP-2002 23:59:18	Bright	41.000	92	53Eps Cyg	2.5000	4500.0	82	2890	No

### 3. Quality information per product

In this section it is plotted some information contained in the Quality Summary data set of the level 2 products. Only products in dark limb conditions and without errors (error flag in the MPH set to "0") are used.

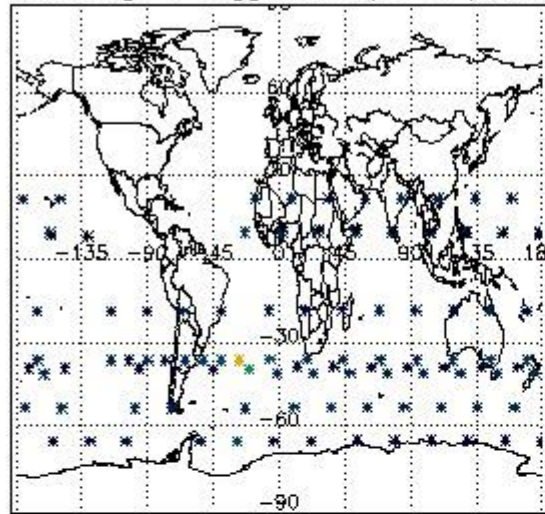
#### 3.1 Plot quality information per product (time dependant)



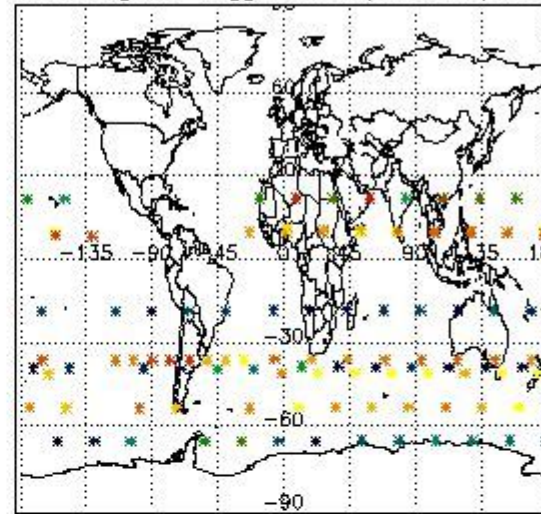


3.2 Plot quality information per product (world map)

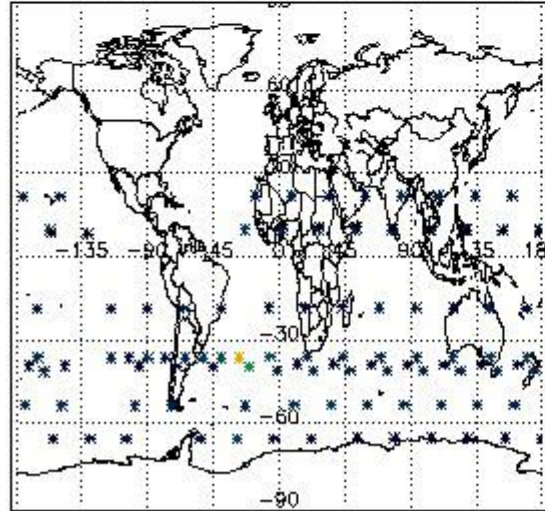
Percentage of flagged data per O3 profile




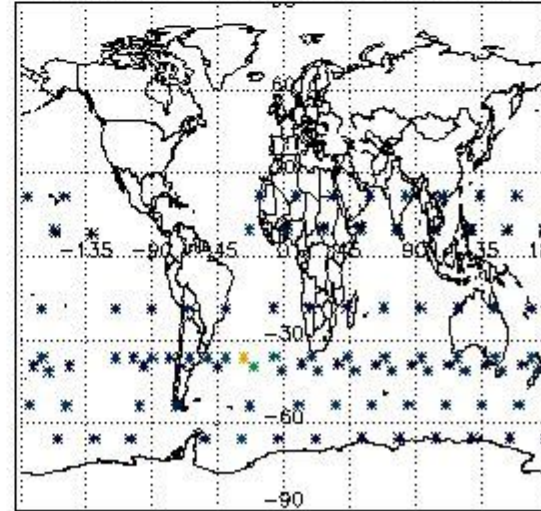
Percentage of flagged data per H2O profile



Percentage of flagged data per NO2 profile



Percentage of flagged data per NO3 profile

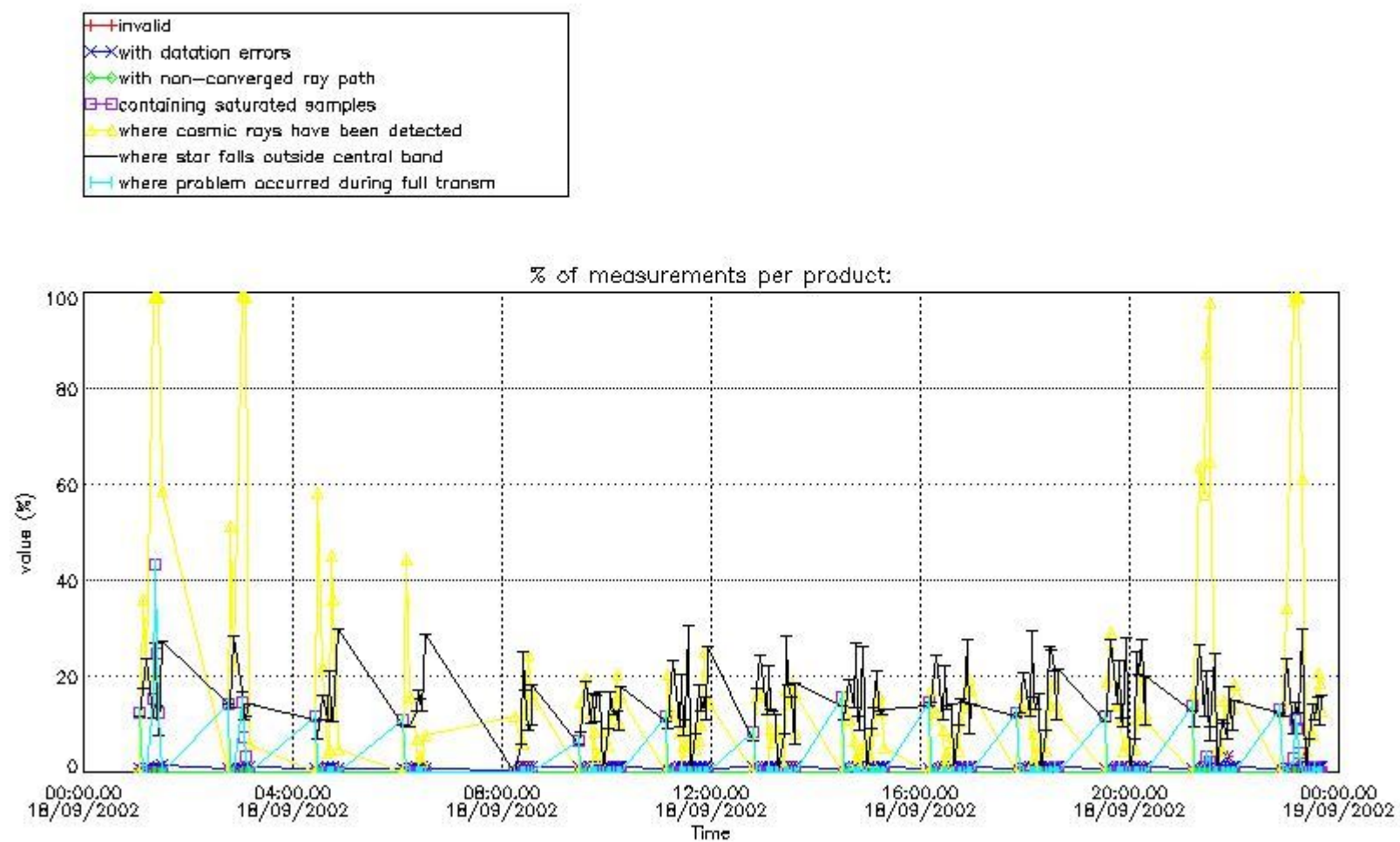


#### 4. Level 1 quality information per product

In this section it is plotted some information contained in the Quality Summary data set of the level 2 products that comes from the level 1b processing. Products without errors (error flag in the MPH set to "0") are used.

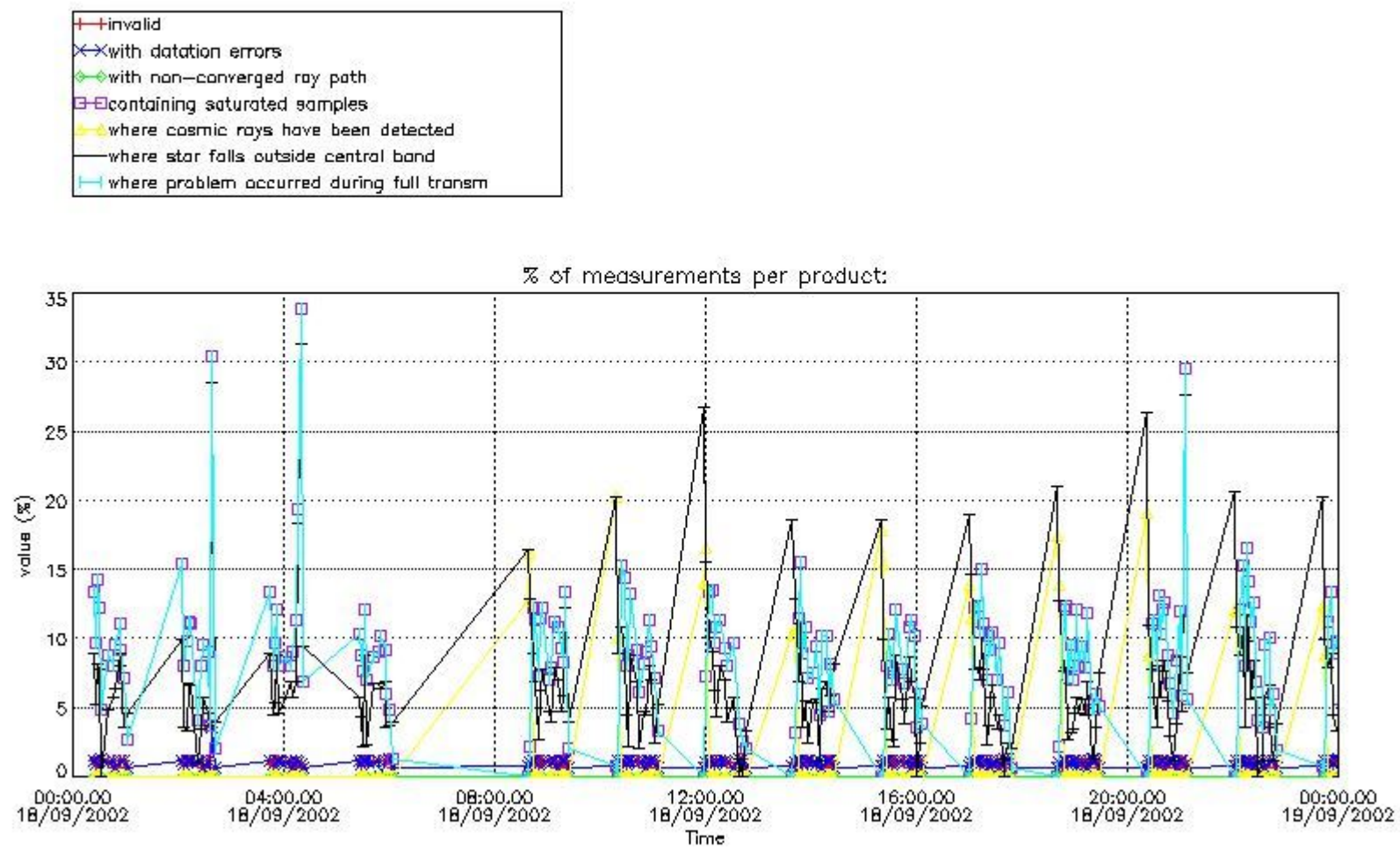
##### 4.1 Plot quality information per product (time dependant) coming from level 1b processing

###### 4.1.1 Plot level 1 quality information per product (time dependant): ENVISAT ASCENDING passes



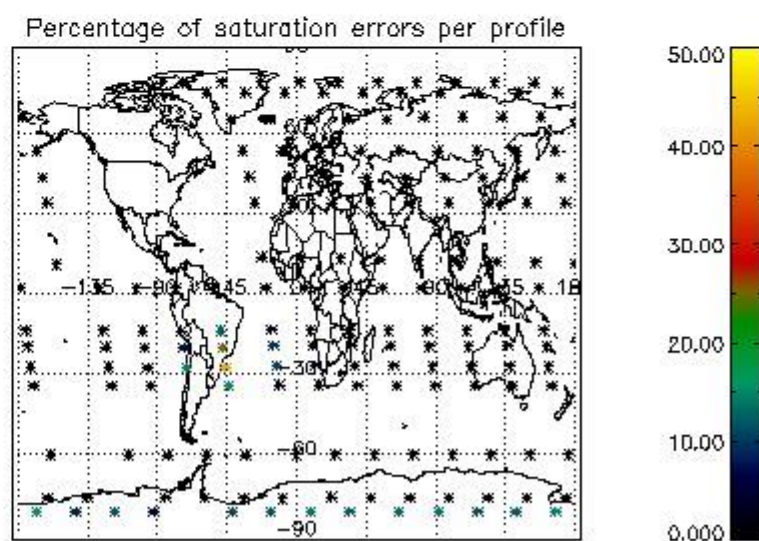
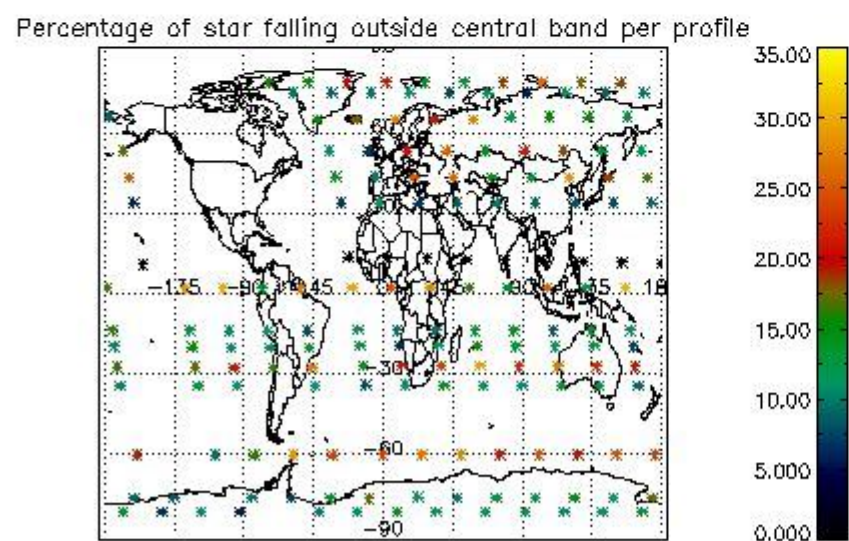
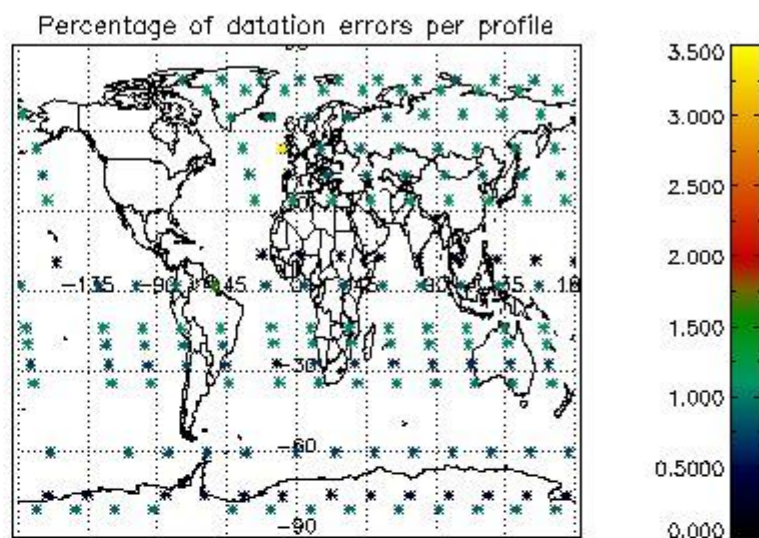
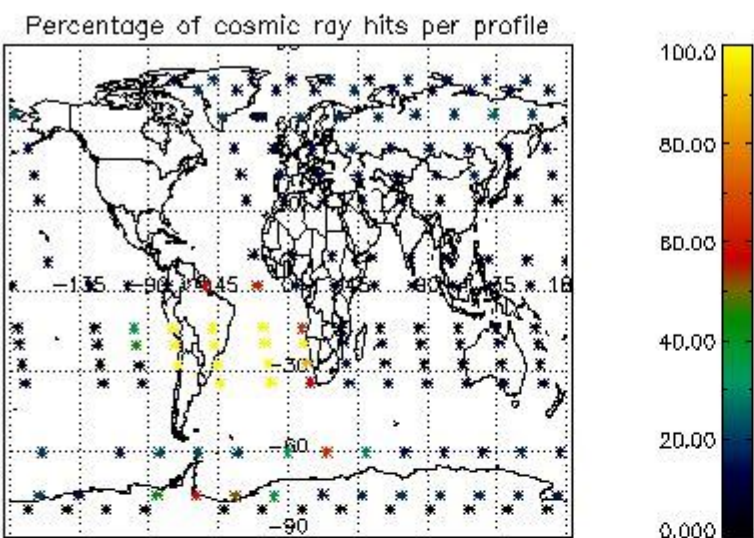
4.1.2 Plot level 1 quality information per product (time dependant): ENVI SAT DESCENDING passes





4.2 Plot quality information per product coming from level 1b processing (world map)

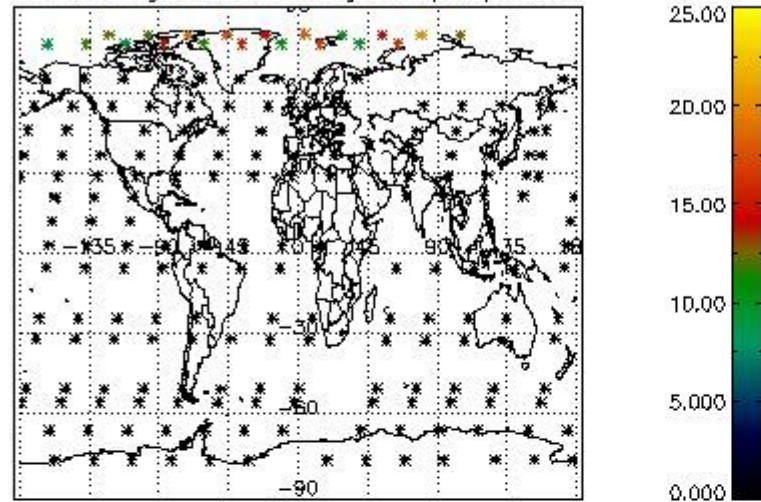
4.2.1 Plot level 1 quality information per product (world map): ENVISAT ASCENDING passes



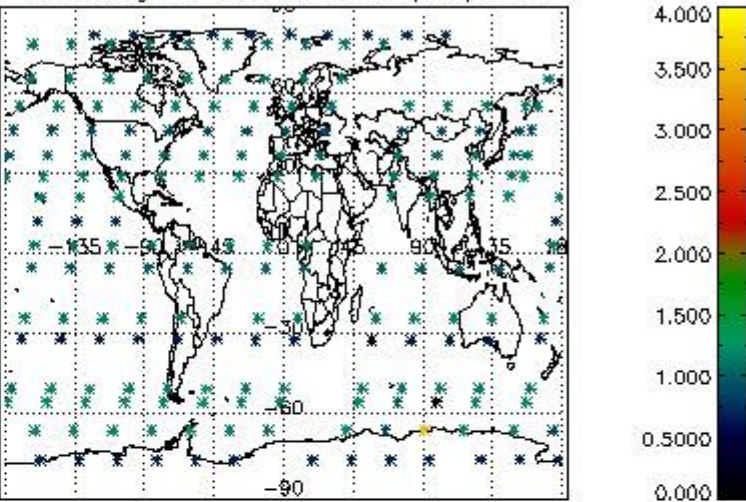
4.2.2 Plot level 1 quality information per product (world map): ENVISAT DESCENDING passes



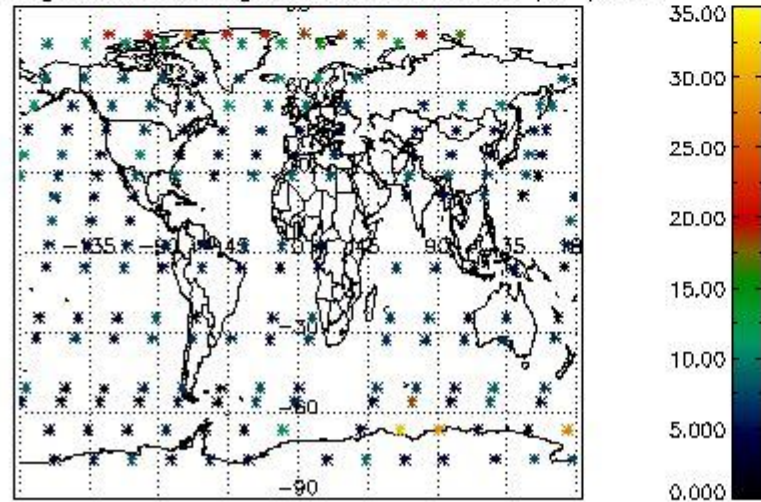
Percentage of cosmic ray hits per profile



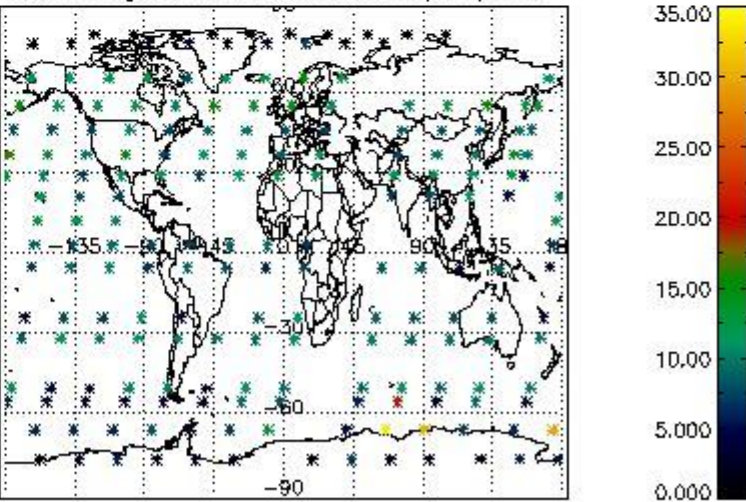
Percentage of datation errors per profile



Percentage of star falling outside central band per profile



Percentage of saturation errors per profile



## 5. Trace gas profiles

### 5.1 Ozone statistics based on quality of products

The final quality of the products can be "measured" using the STD (Standard Deviation) attached to every point profile. This information is written to the parameter GOM\_NL\_\_2P/NL\_LOCAL\_SPECIES\_DENSITY/o3\_std of the level 2 products. The table below shows the statistics for given STD ranges.

The statistics are given with respect to the overall valid production:

- Products without fatal errors: GOM\_NL\_\_2P/MPH/PRODUCT\_ERR=0
- Valid point profile: GOM\_NL\_\_2P/NL\_LOCAL\_SPECIES\_DENSITY/pcd(0)=0

The 'Criteria' is applied to valid points of dark limb products:

- Products in dark limb illumination condition: GOM\_NL\_\_2P/NL\_SUMMARY\_QUALITY/obs\_ill\_cond=0
- Products without fatal errors: GOM\_NL\_\_2P/MPH/PRODUCT\_ERR=0
- Valid point profile: GOM\_NL\_\_2P/NL\_LOCAL\_SPECIES\_DENSITY/pcd(0)=0

So, the table below shows the percentage of dark limb and valid observations for each criteria with respect to the overall valid daily observations.

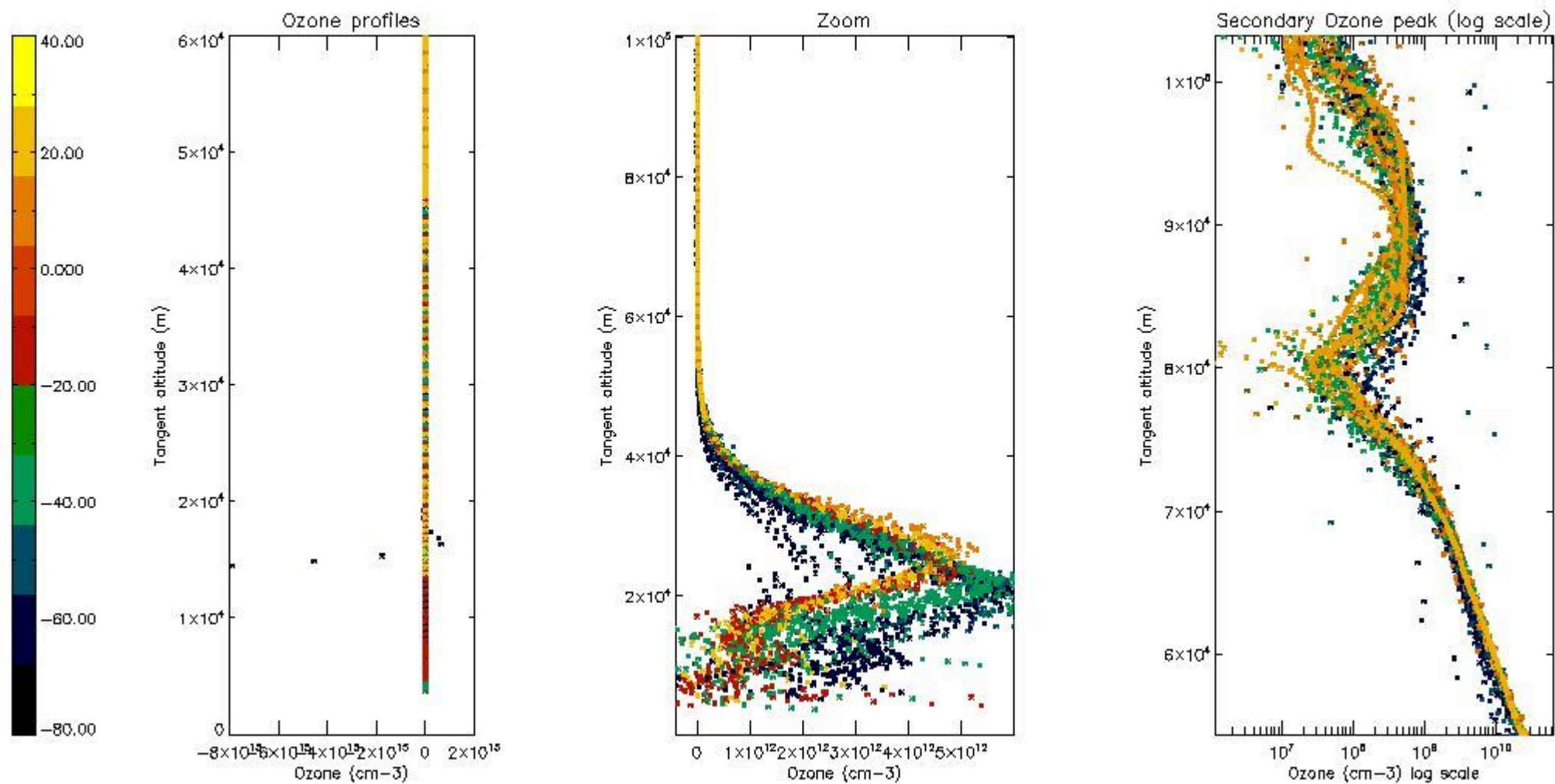
Criteria	% of total production
All STD	35
STD < 20	22



STD < 10	20
STD < 5	17

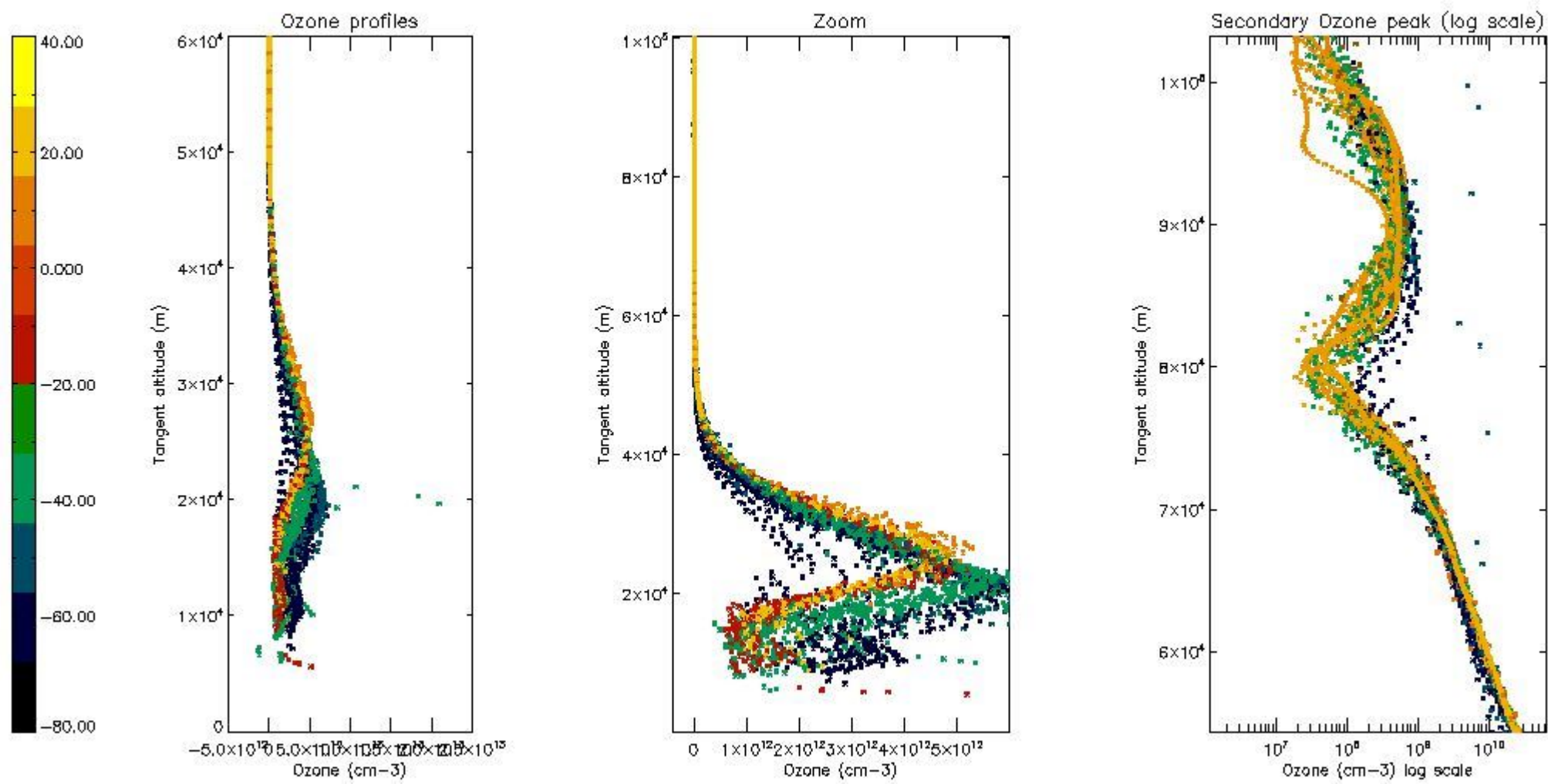
5.2 Plot ozone profiles for all STD (dark without errors)

The colorbar represents the latitude.



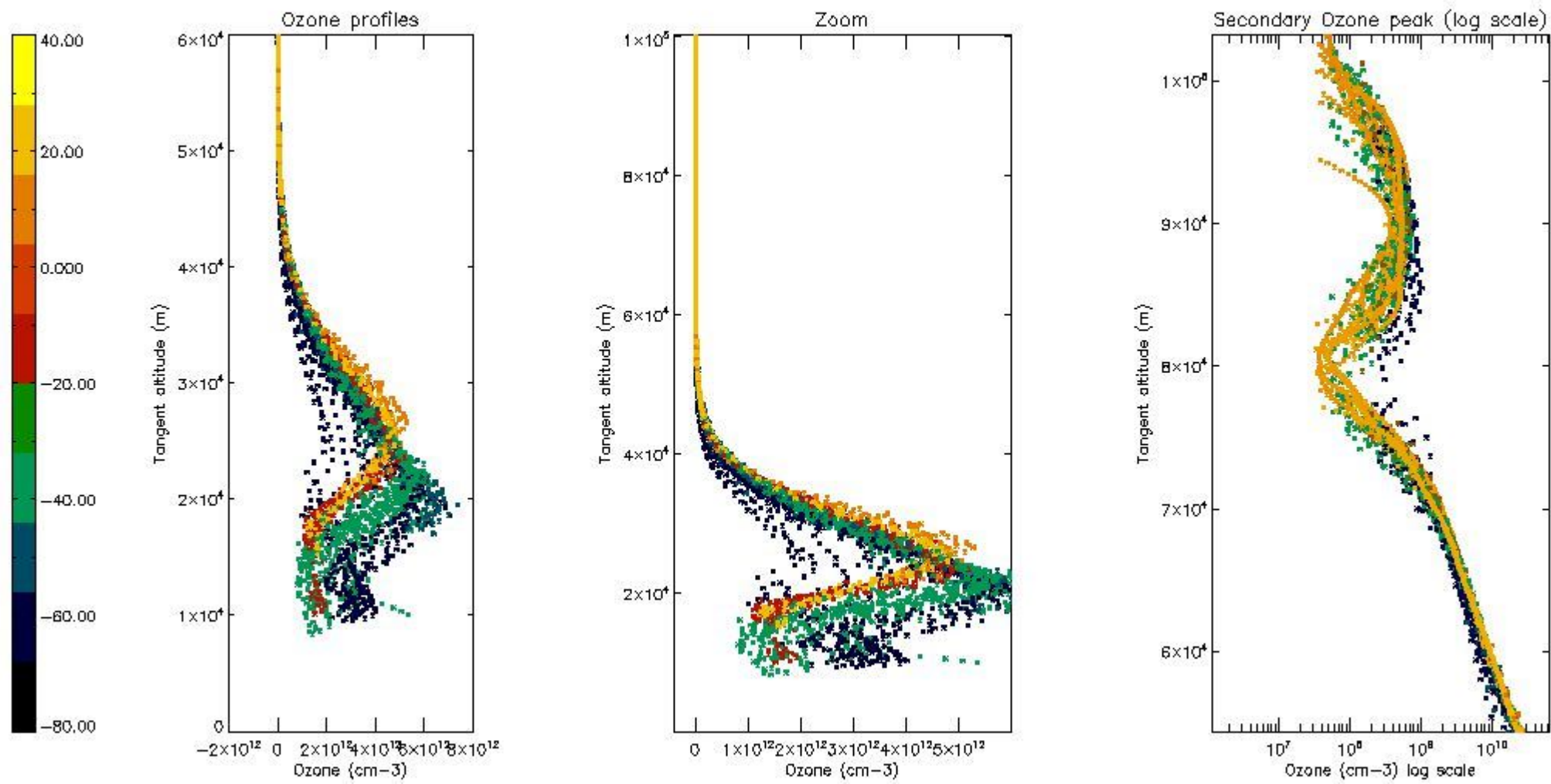
5.3 Plot ozone profiles where STD < 20% (dark without errors)

The colorbar represents the latitude.



5.4 Plot ozone profiles where  $STD < 10\%$  (dark without errors)

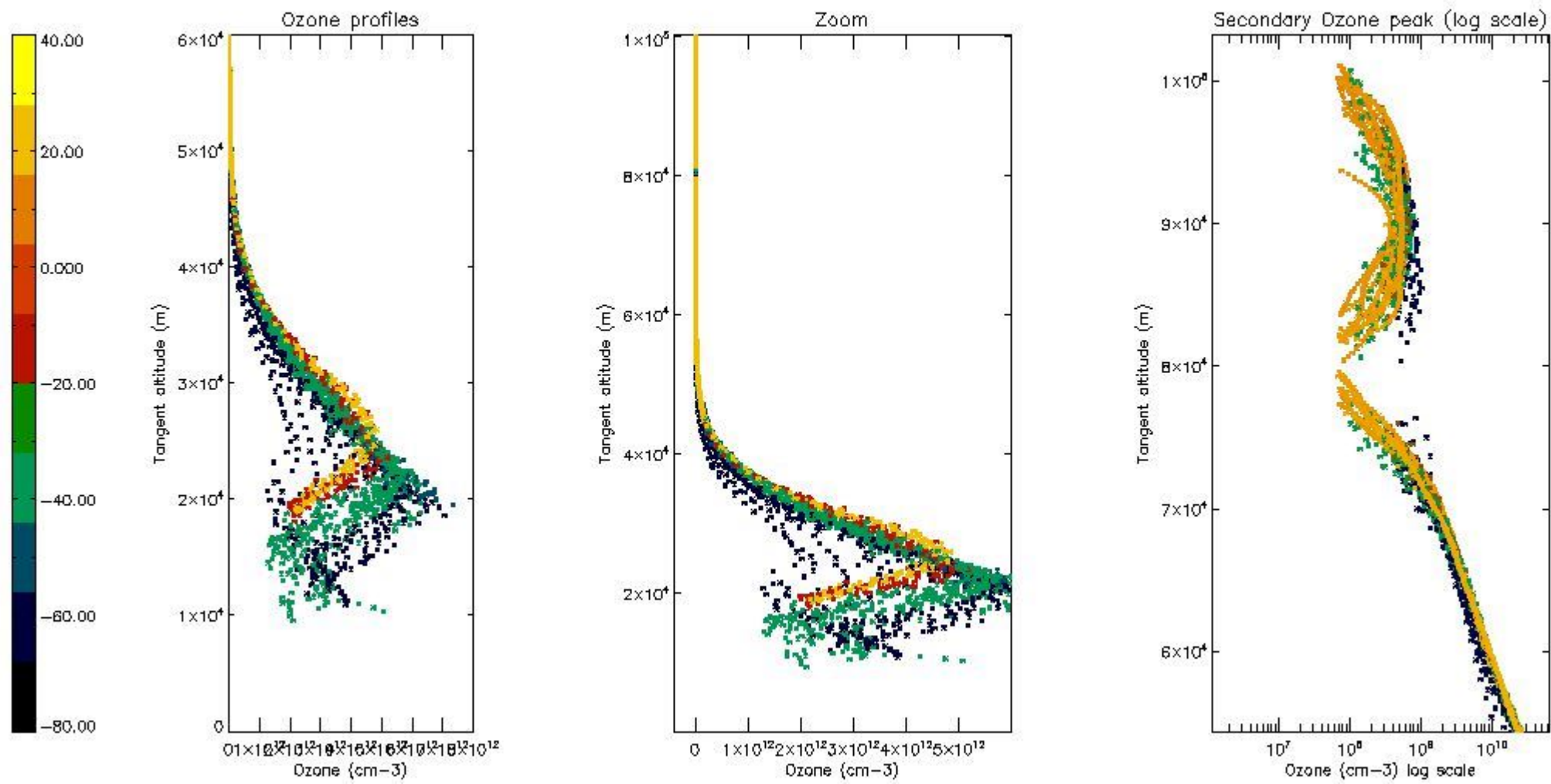
The colorbar represents the latitude.



*5.5 Plot ozone profiles where  $STD < 5\%$  (dark without errors)*

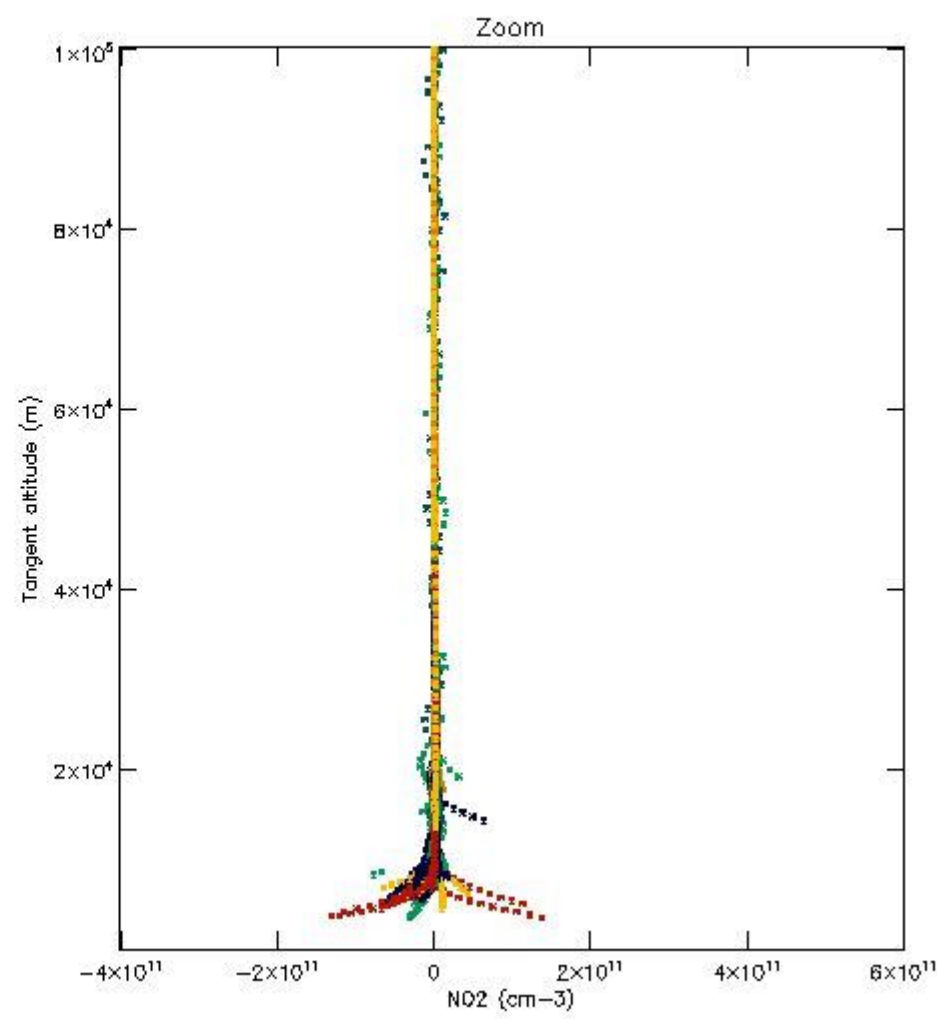
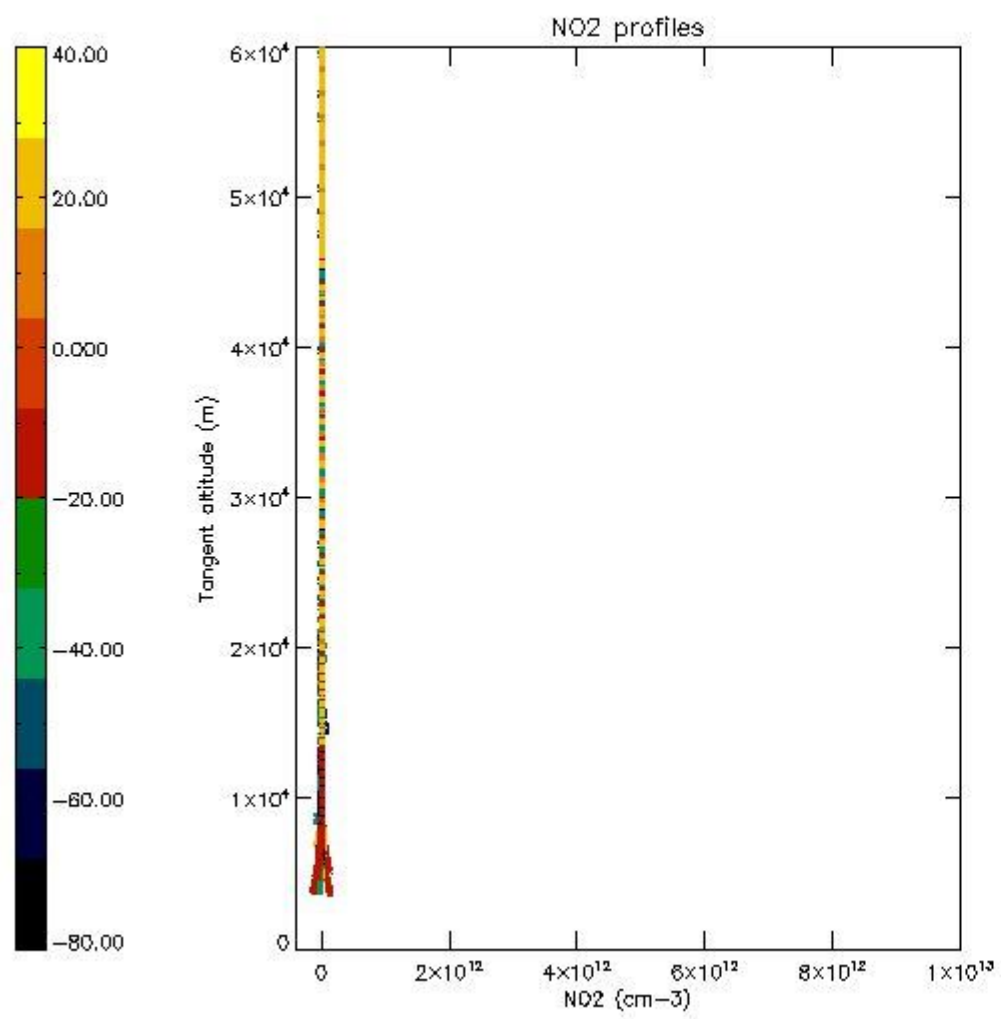
The colorbar represents the latitude.





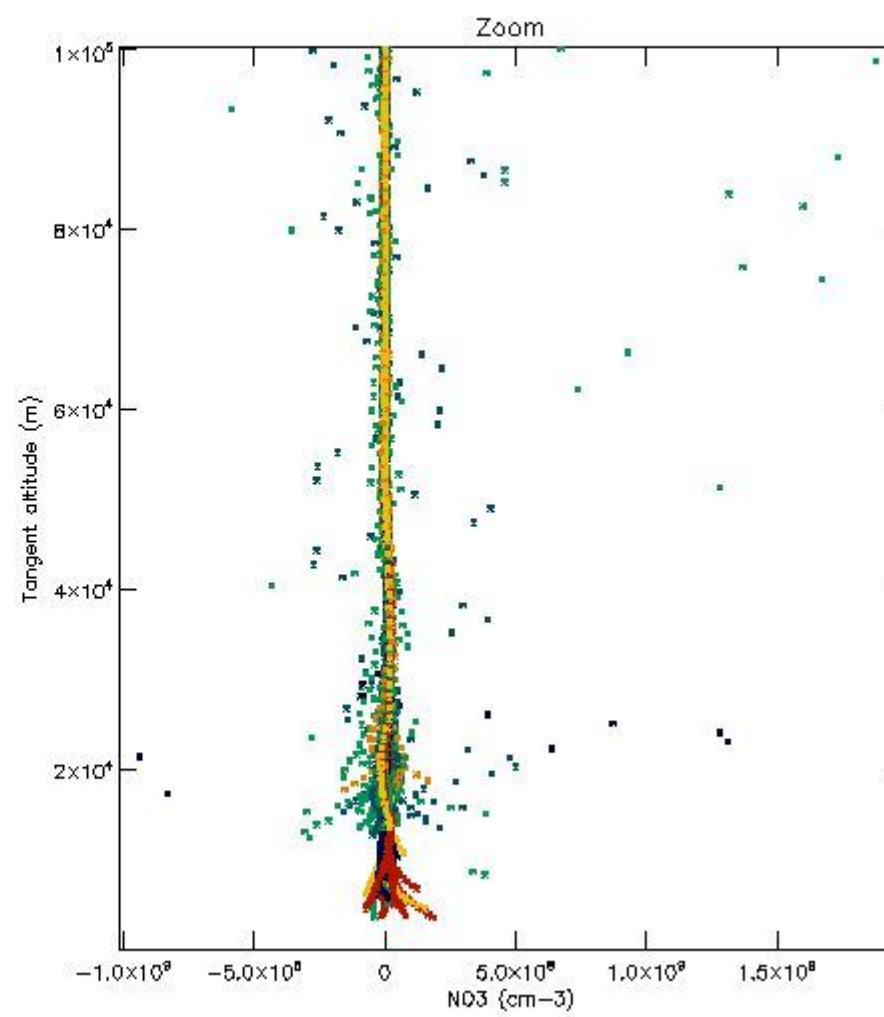
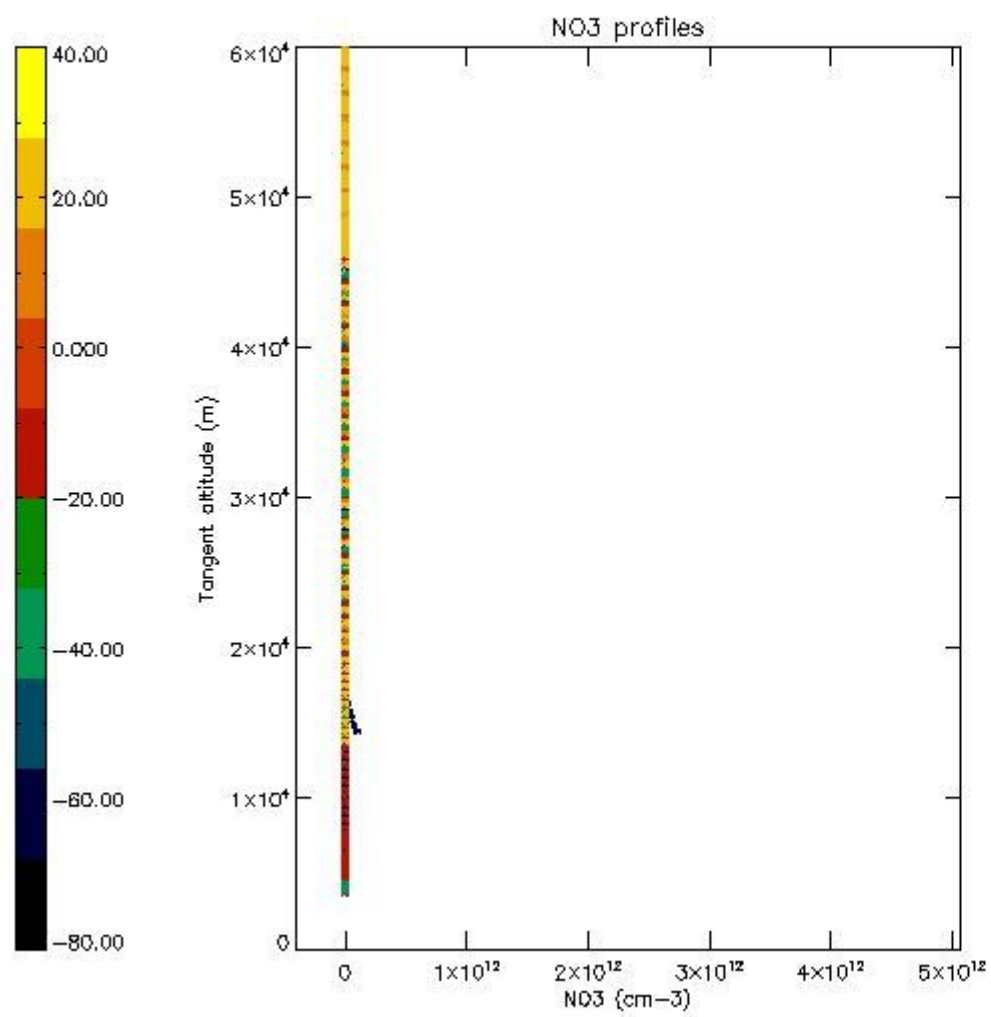
*5.6 Plot NO<sub>2</sub> profiles for all STD (dark without errors)*

The colorbar represents the latitude.



*5.7 Plot NO3 profiles for all STD (dark without errors)*

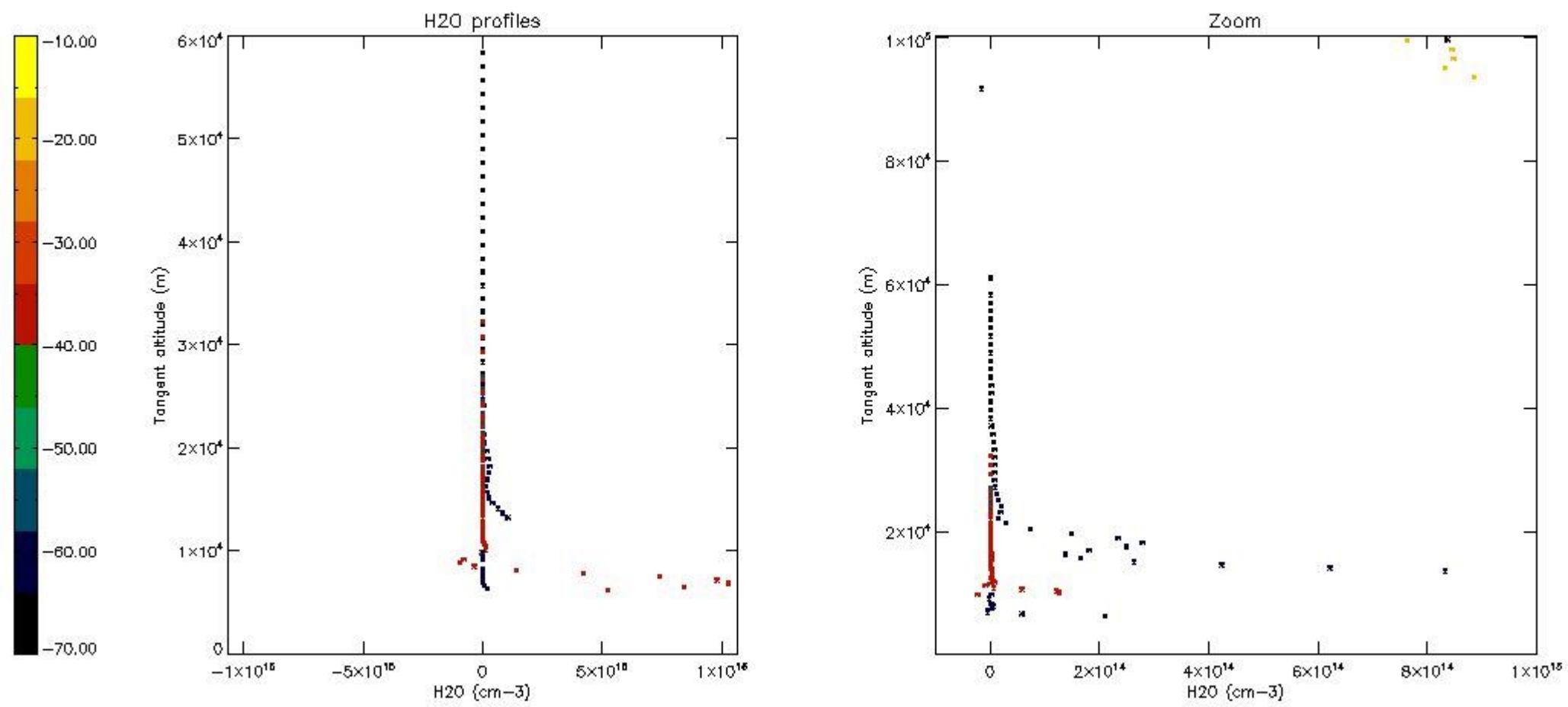
The colorbar represents the latitude.



5.8 Plot H<sub>2</sub>O profiles for all STD (only for occultations of stars 1,2,3,4,13,14,16,26,63 dark without errors)

The colorbar represents the latitude.

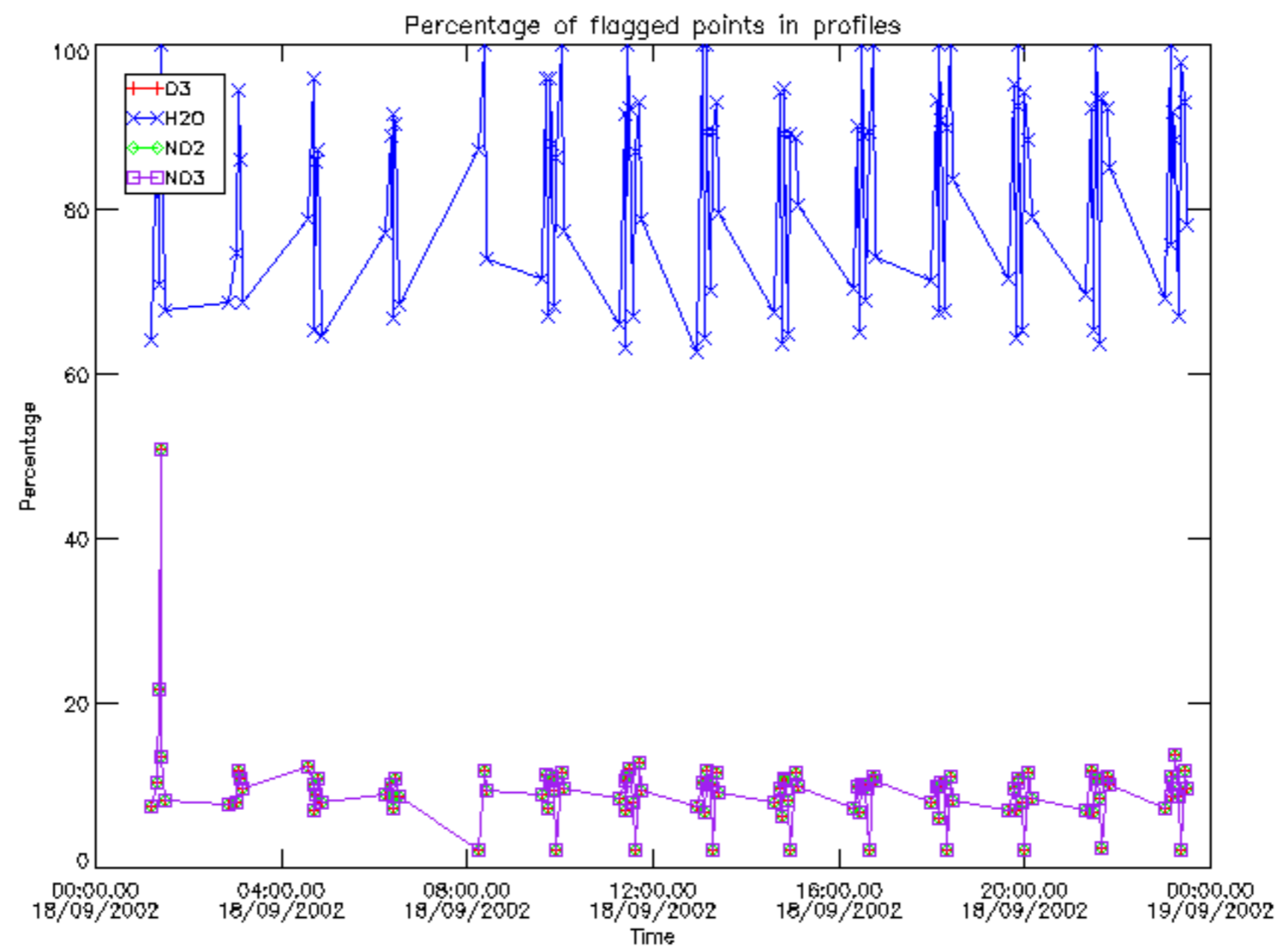




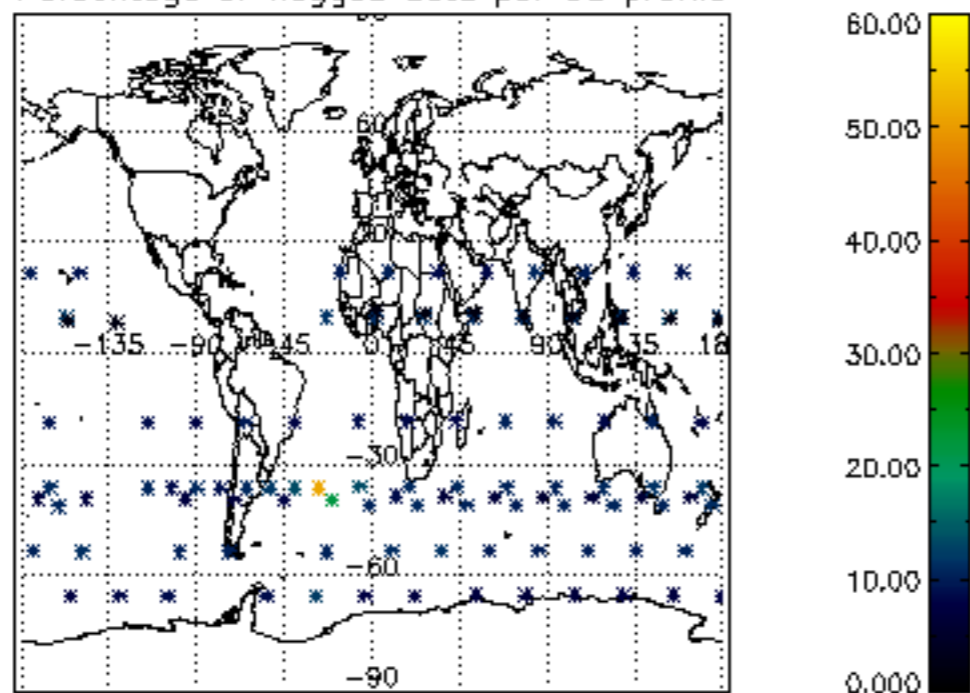
## 6. Auxiliary Data Files used for the production reported in section 2

The number reported in the third column indicates since which file (see list in section 2) the corresponding auxiliary file has been used. The fourth column is the date of those product files.

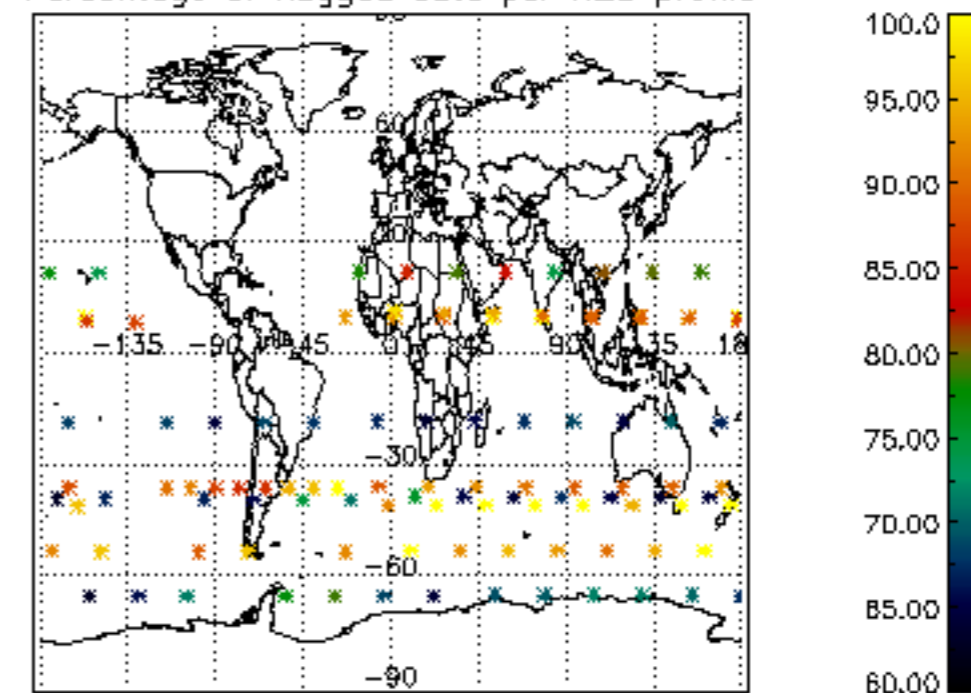
Type	Auxiliary Filename	Used since product	Used since product date
INST_PHYS_CHARACTERISTICS	GOM_INS_AXNIEC20050627_150440_20020301_000000_20100101_000000	1	18-SEP-2002 00:23:27
LEVEL-2_PROC_CONFIG	GOM_PR2_AXVIEC20091111_152718_20020301_000000_20500101_000000	1	18-SEP-2002 00:23:27
CROSS_SECTIONS_FILE	GOM_CRS_AXVIEC20091111_154832_20020301_000000_20500101_000000	1	18-SEP-2002 00:23:27



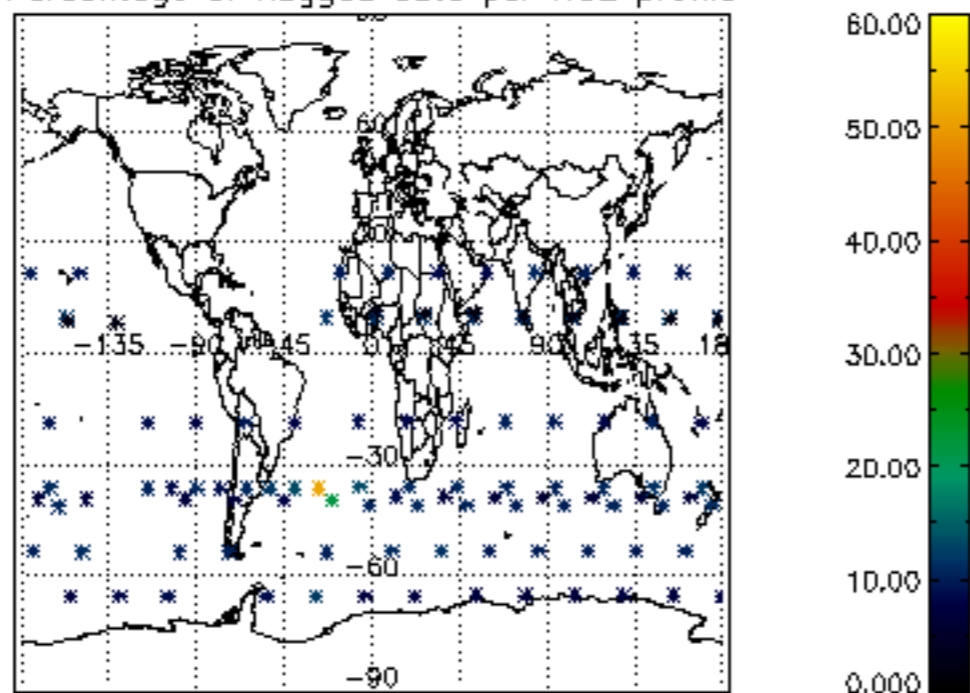
Percentage of flagged data per D3 profile



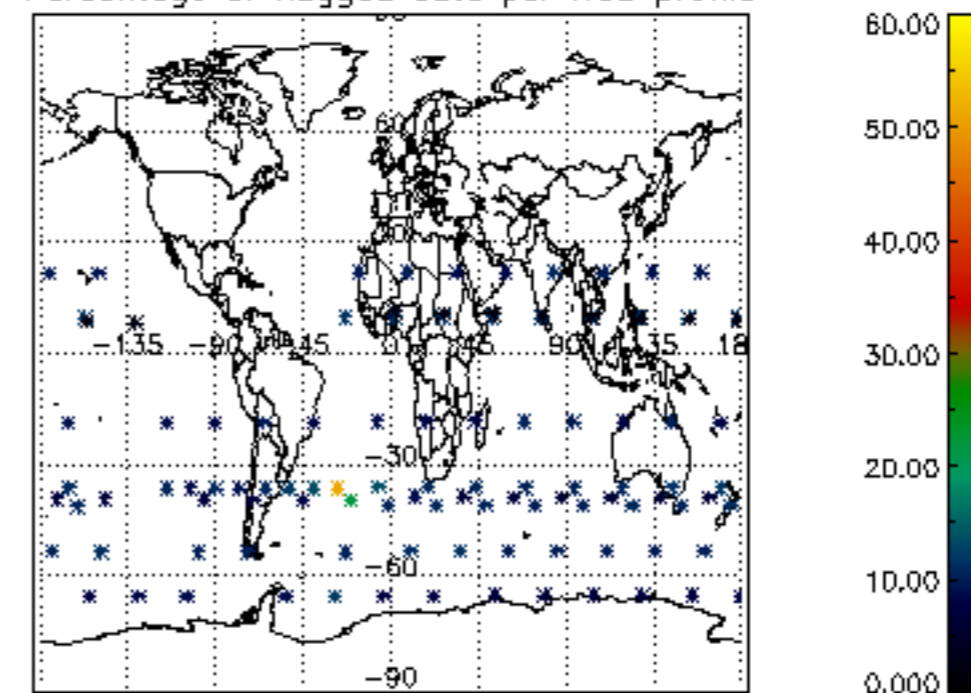
Percentage of flagged data per H2O profile



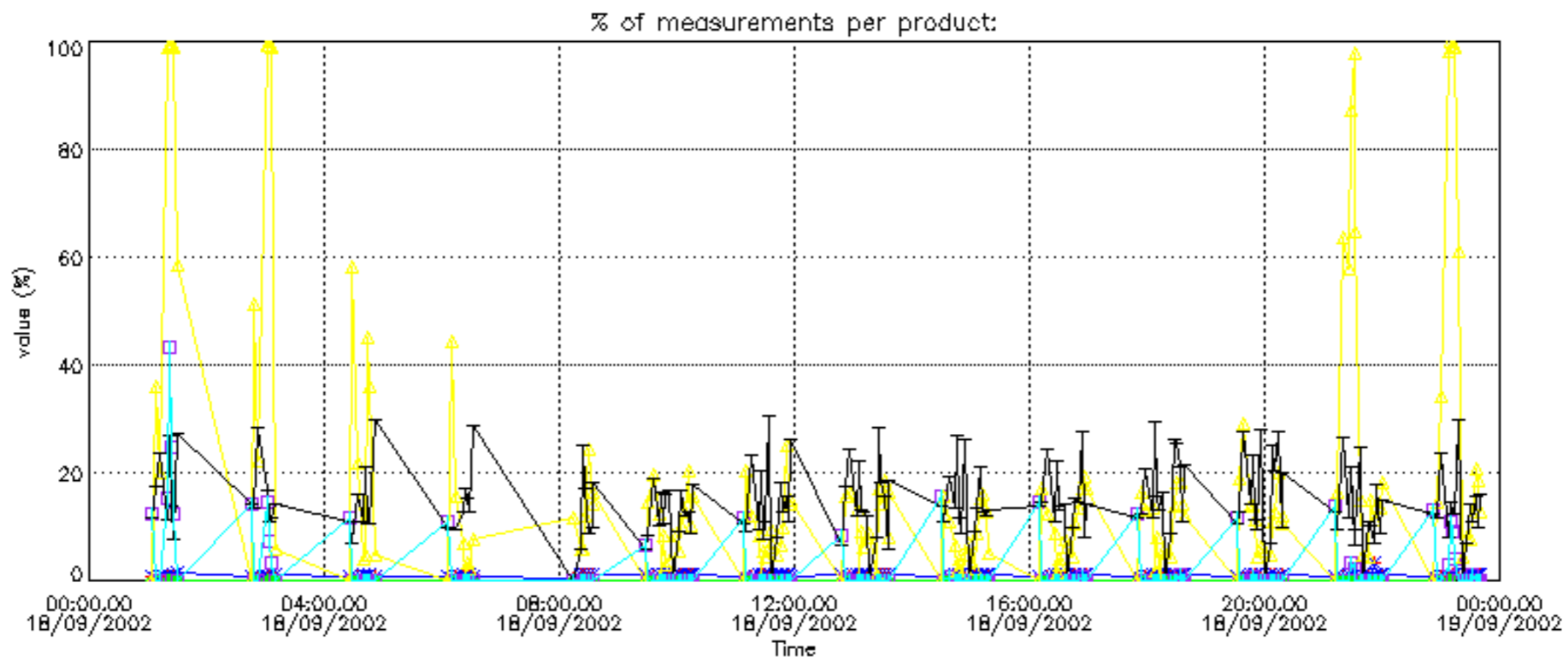
Percentage of flagged data per NO2 profile

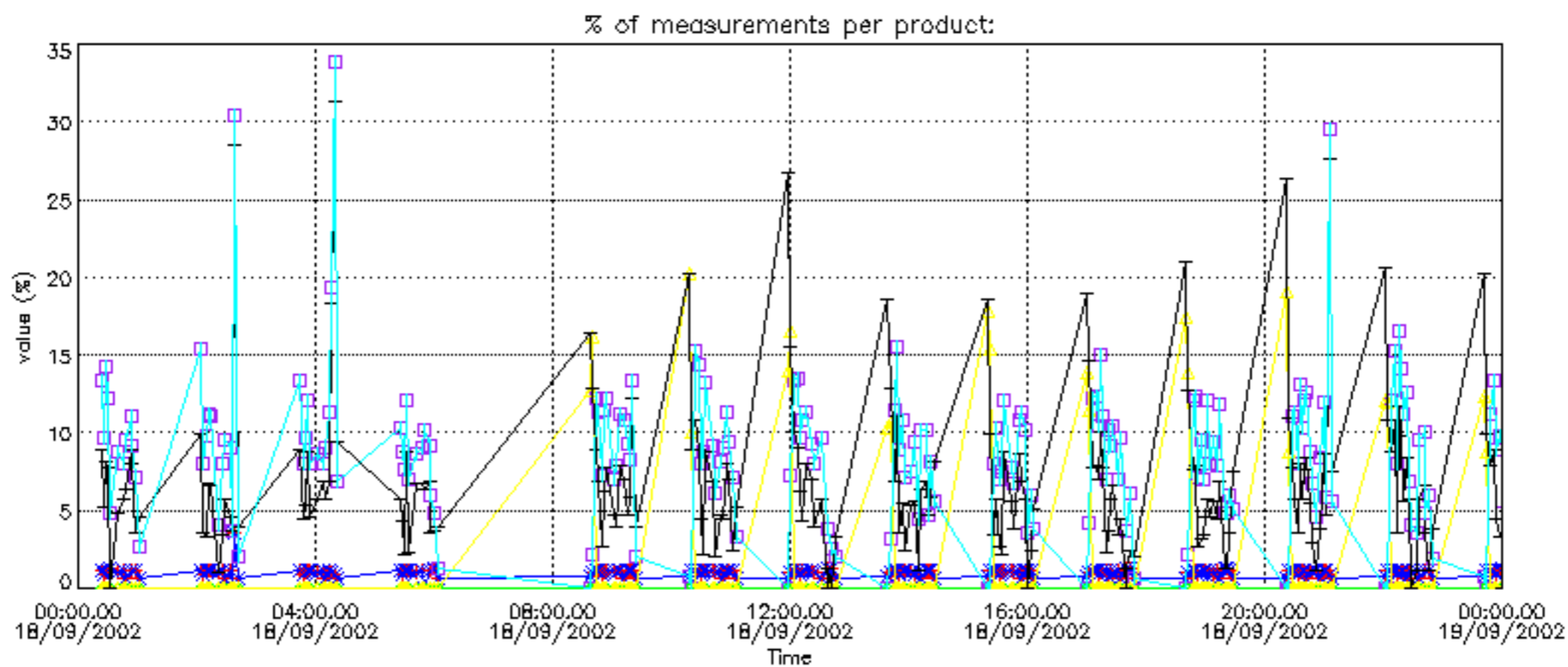


Percentage of flagged data per NO3 profile

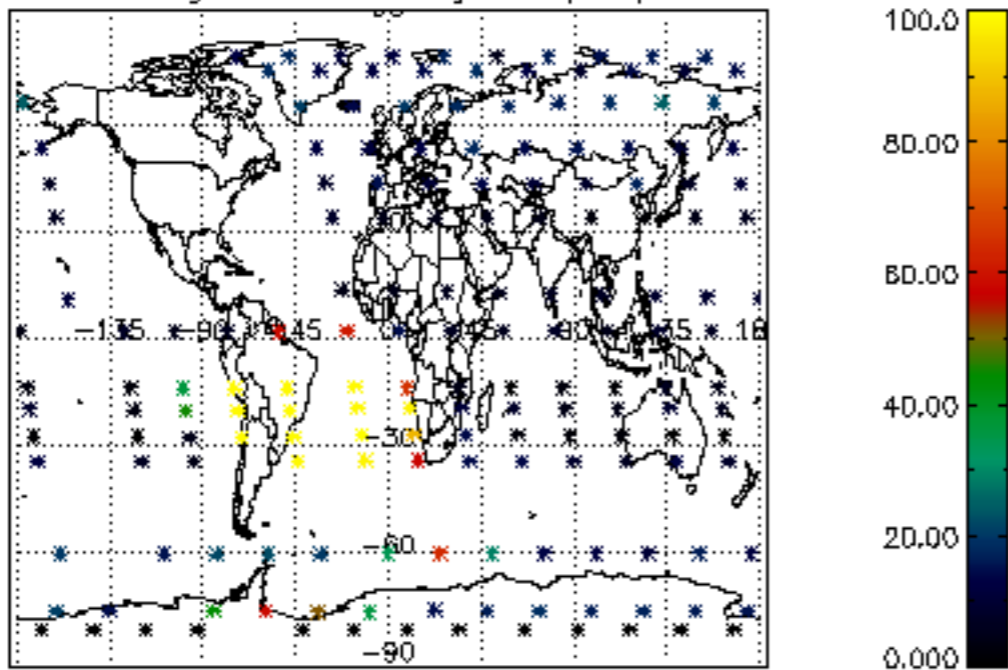




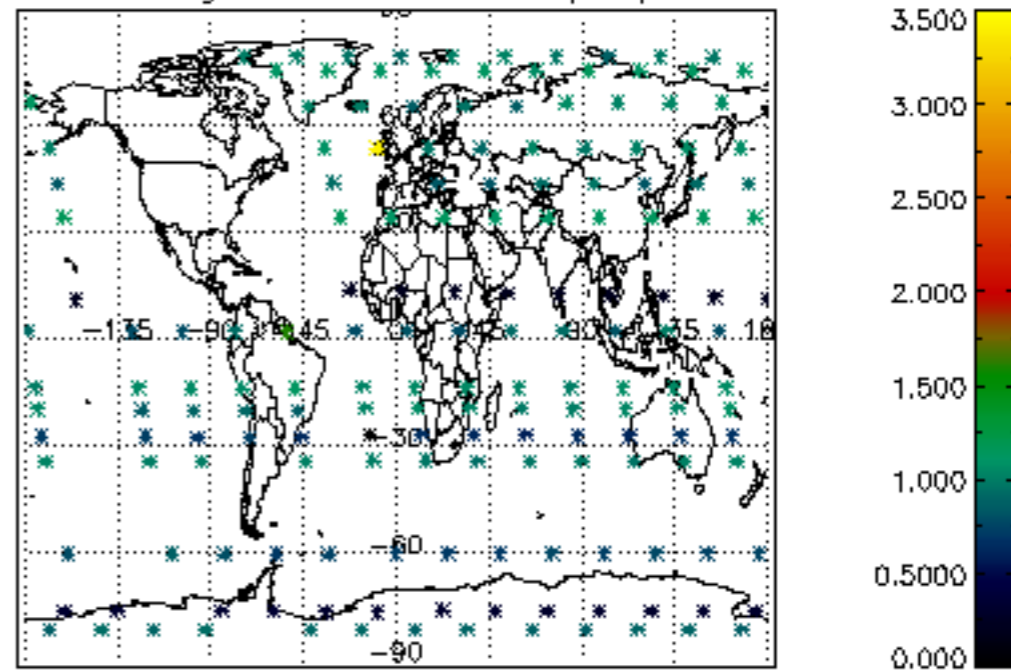




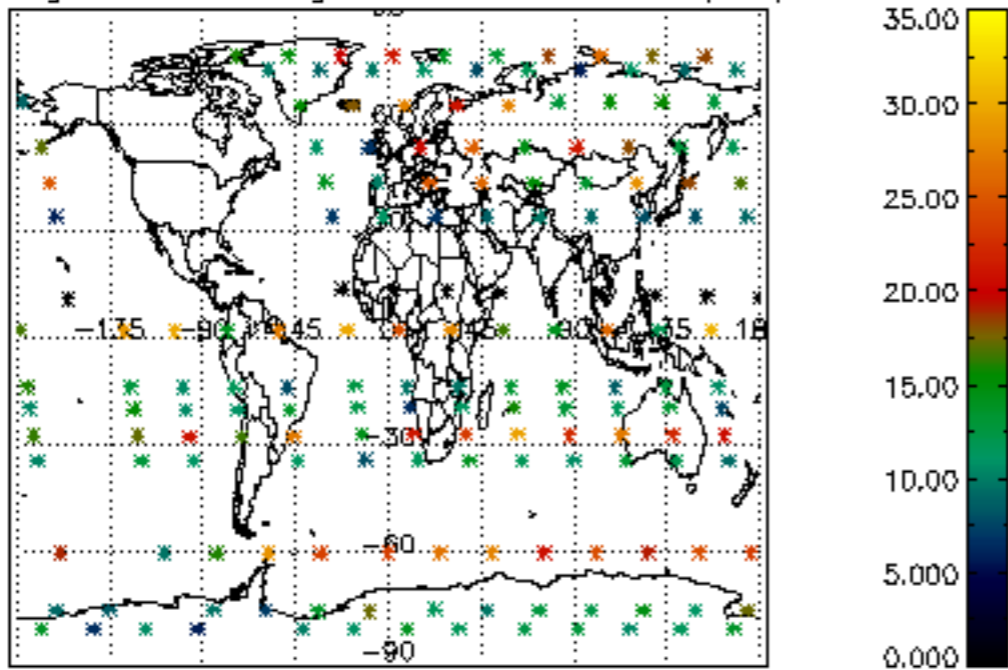
Percentage of cosmic ray hits per profile



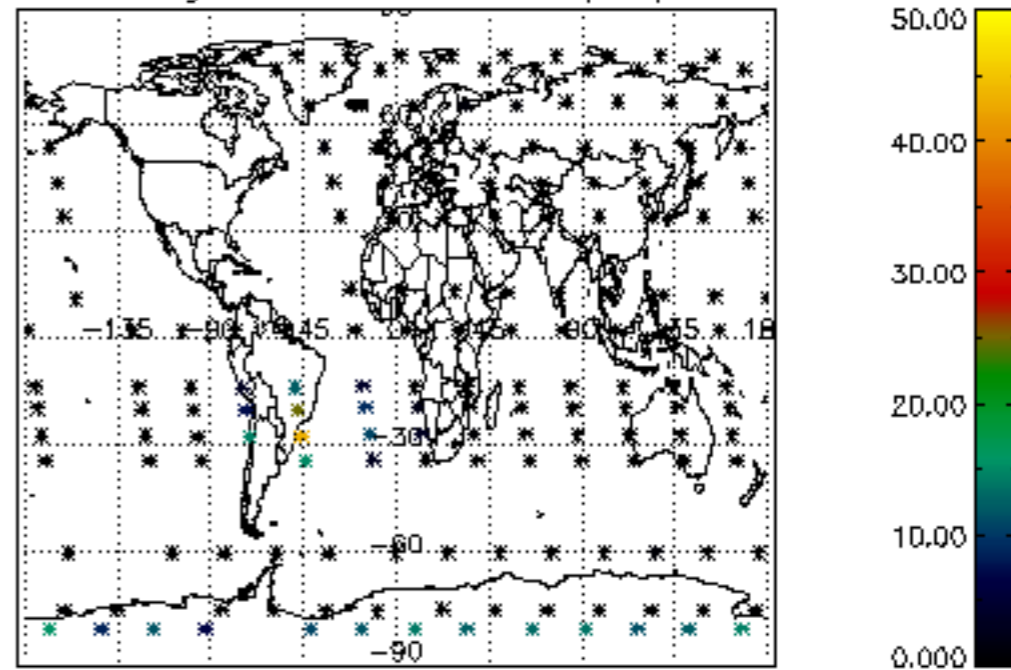
Percentage of datation errors per profile



Percentage of star falling outside central band per profile

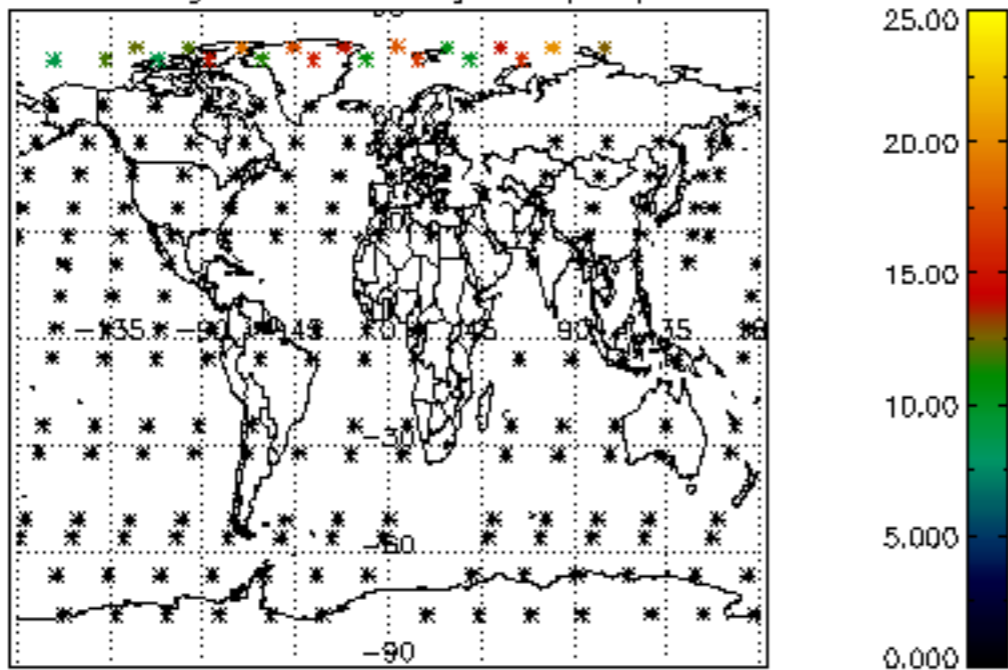


Percentage of saturation errors per profile

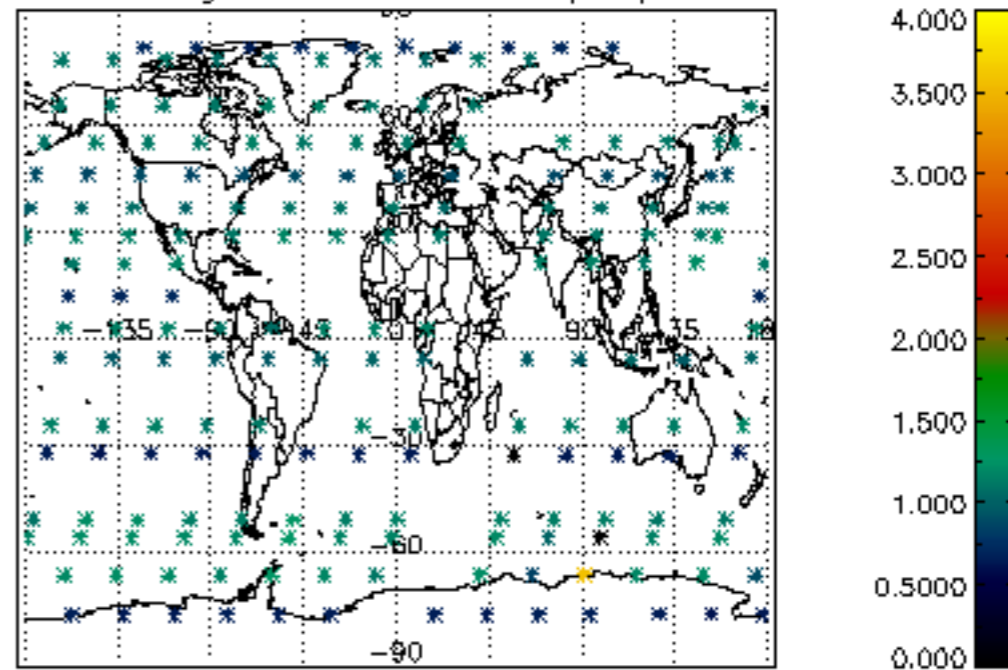




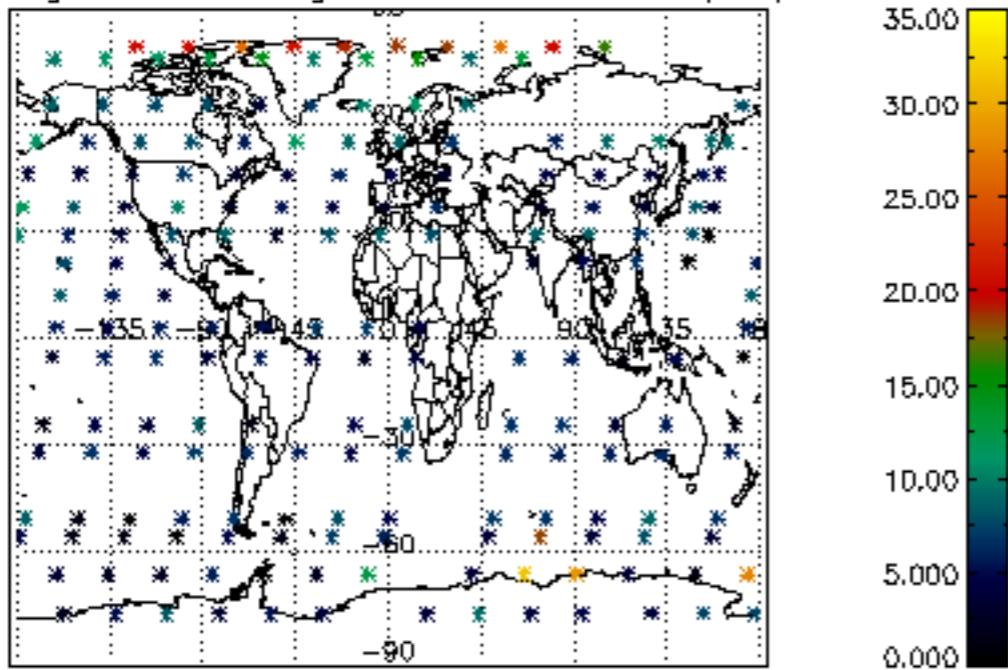
Percentage of cosmic ray hits per profile



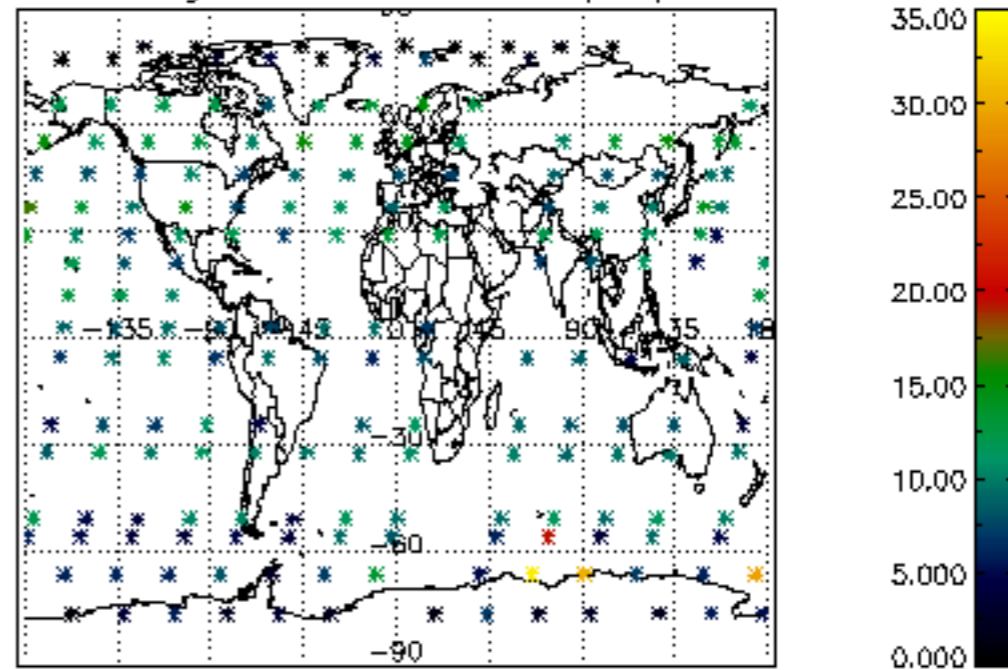
Percentage of datation errors per profile

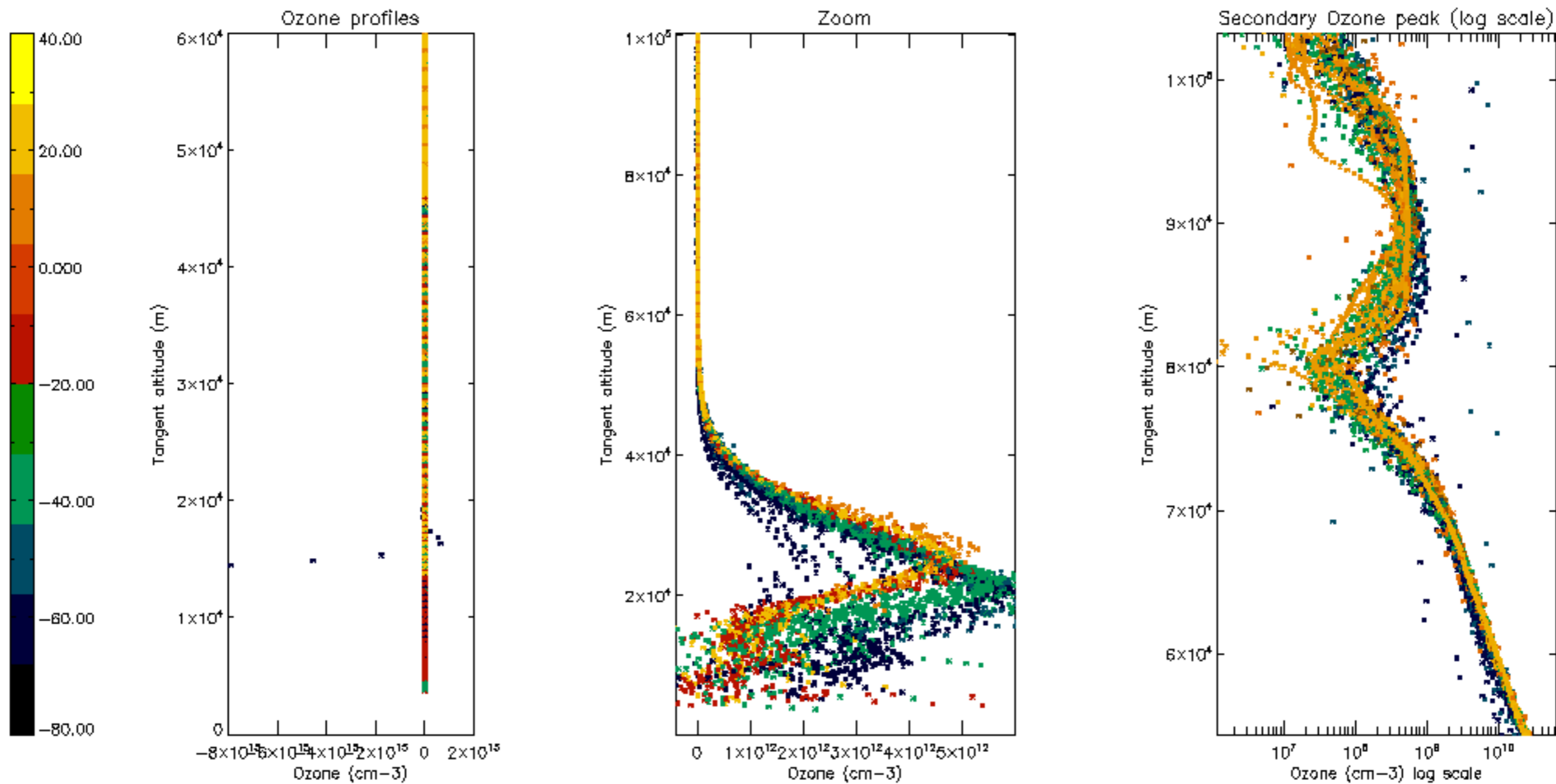


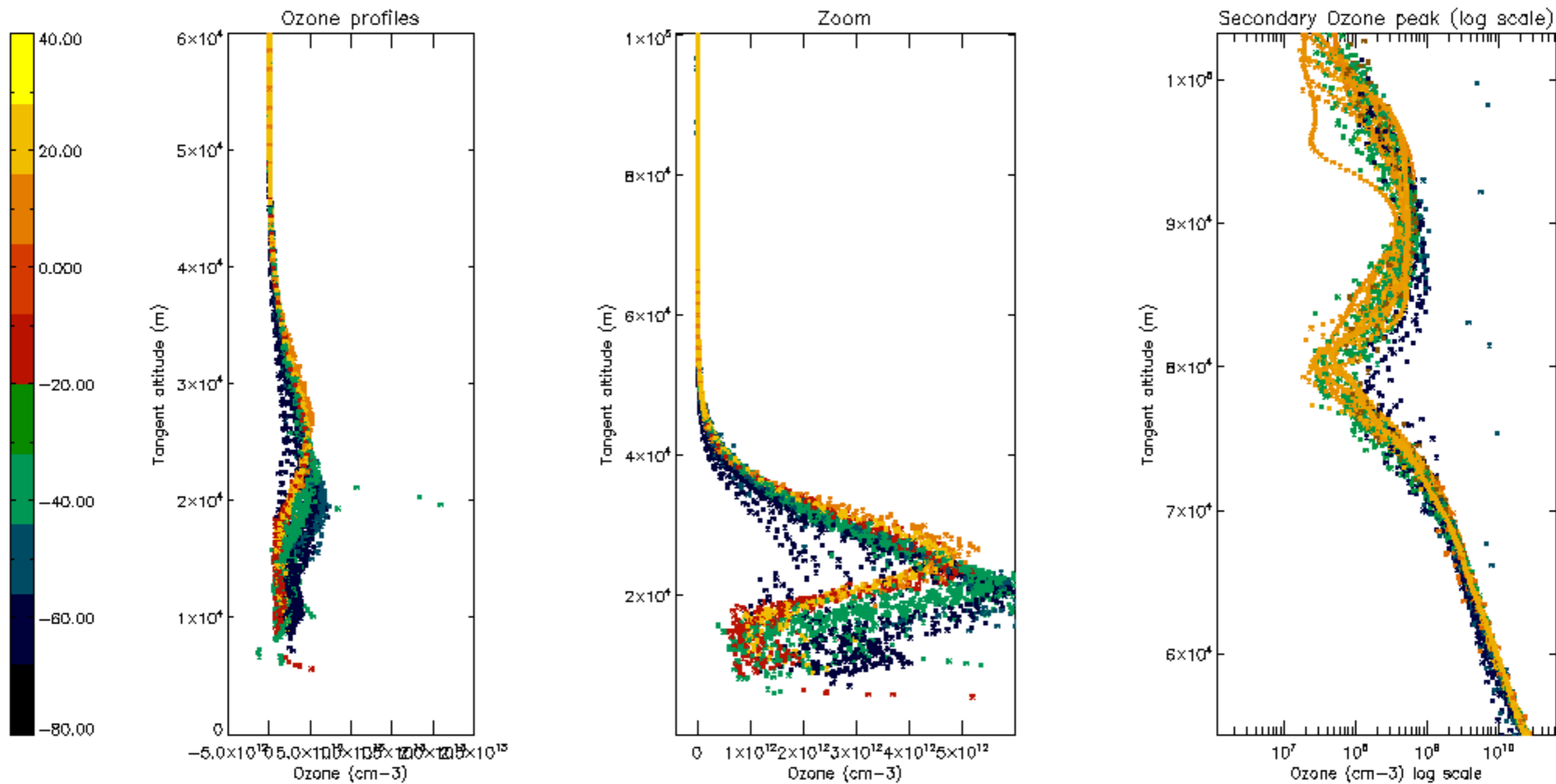
Percentage of star falling outside central band per profile



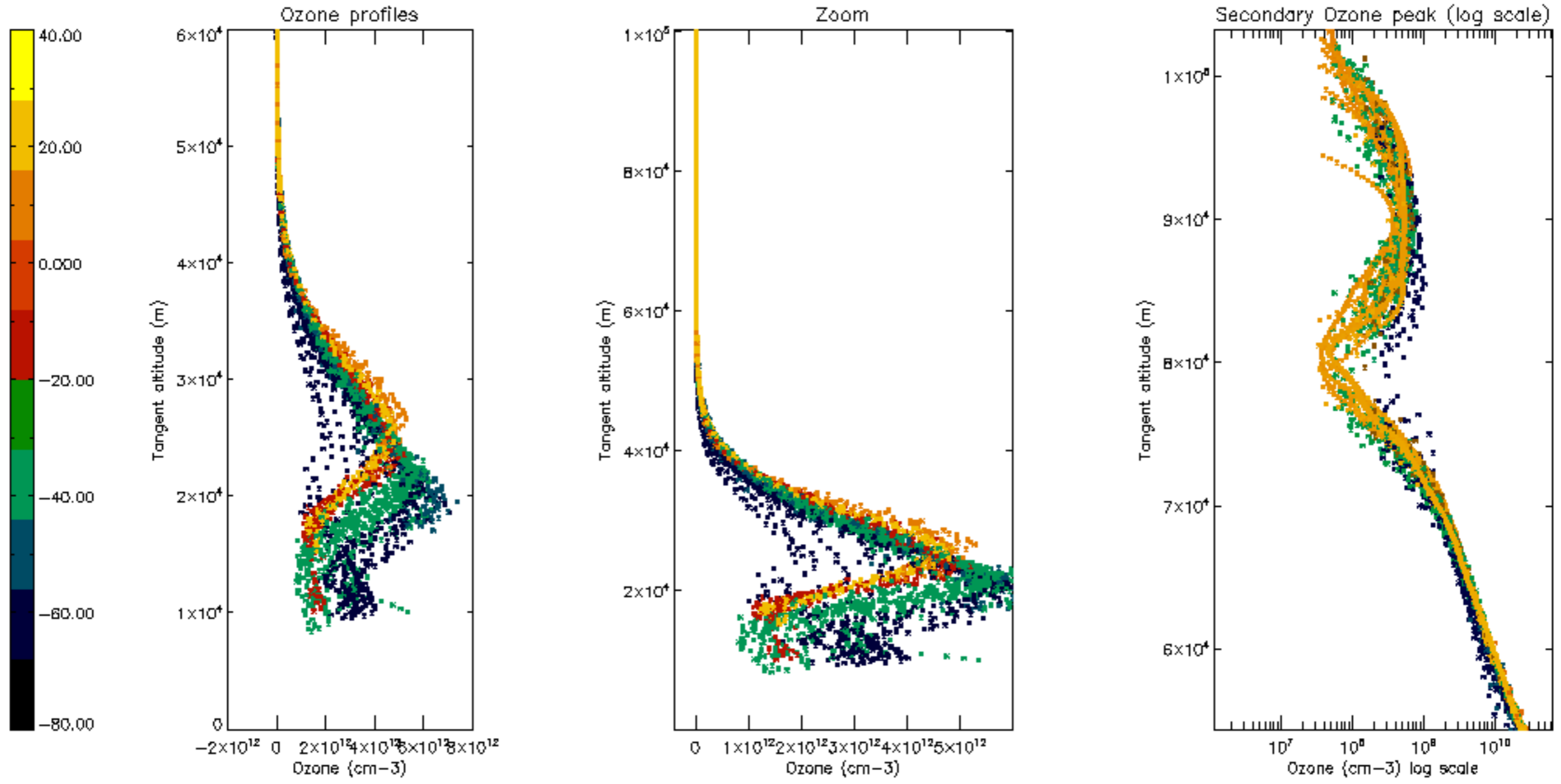
Percentage of saturation errors per profile

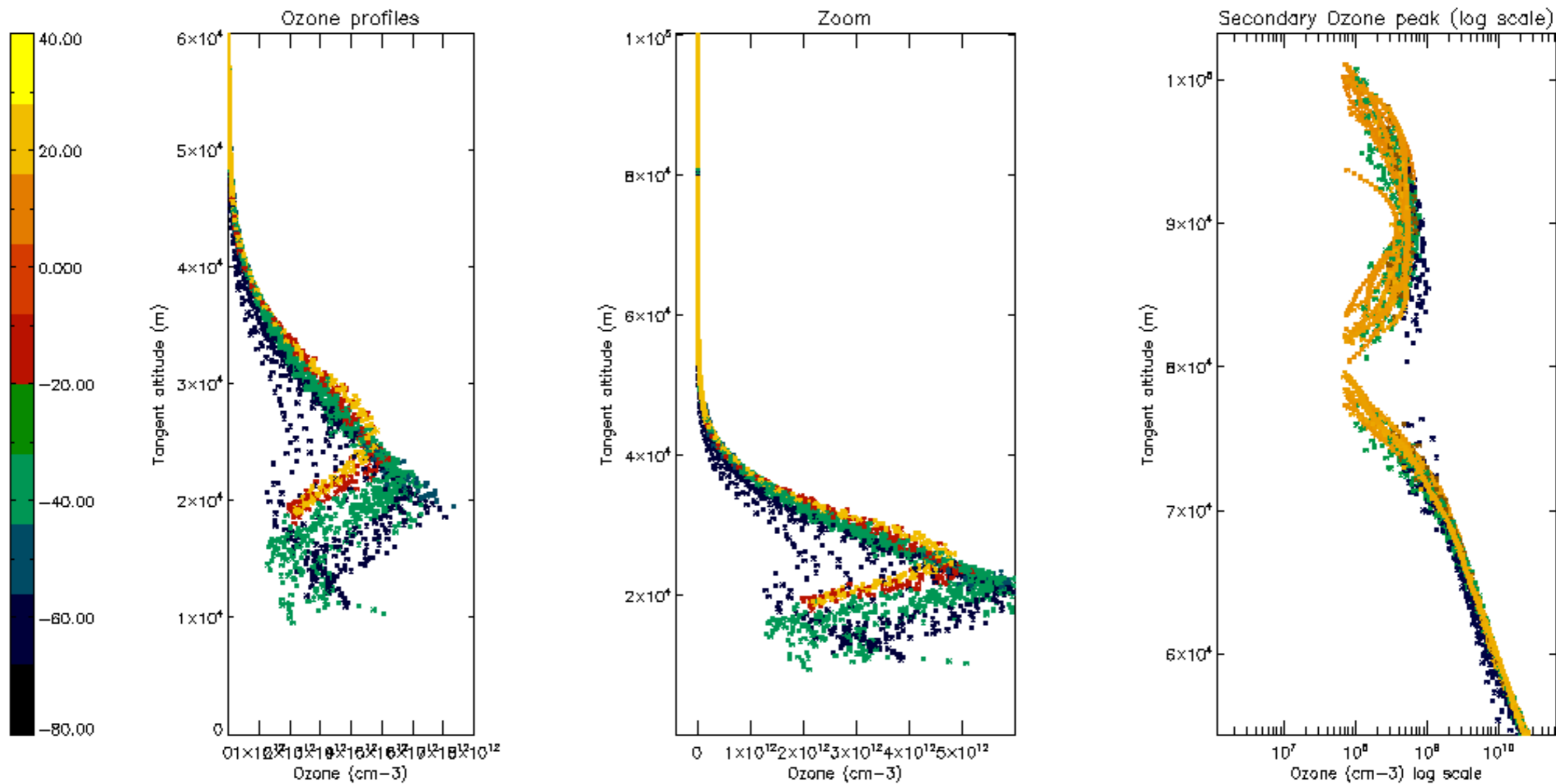


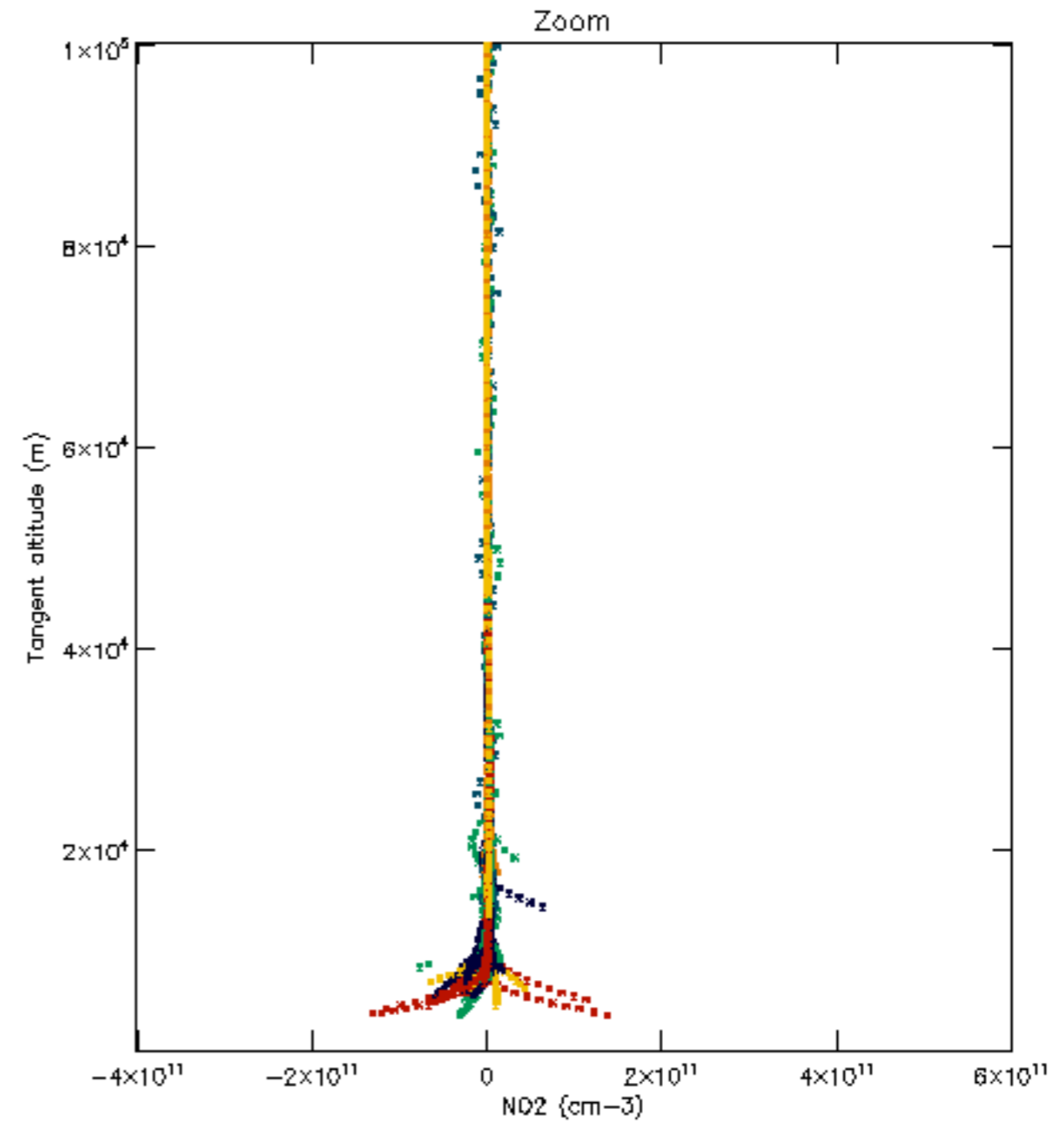
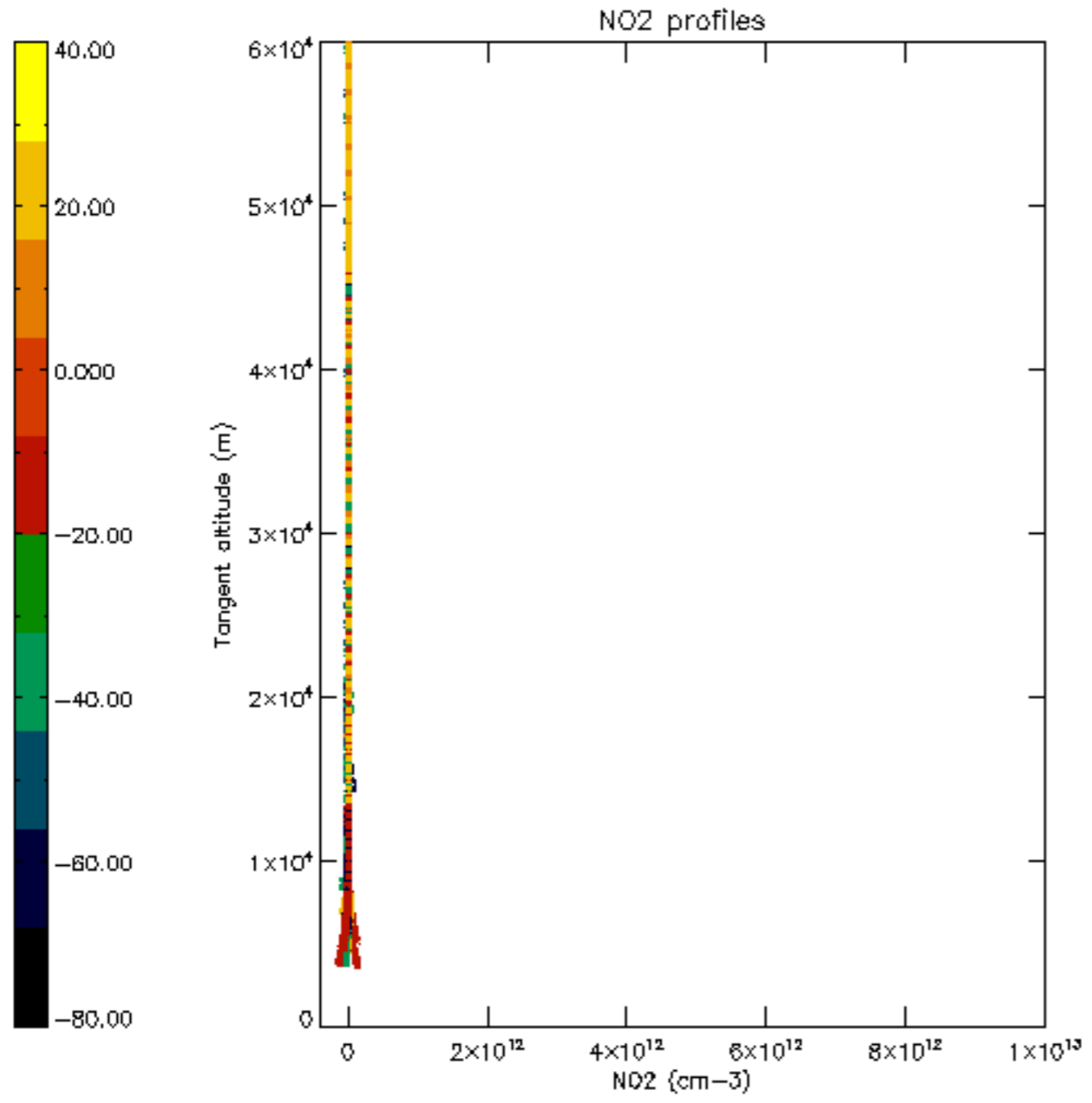




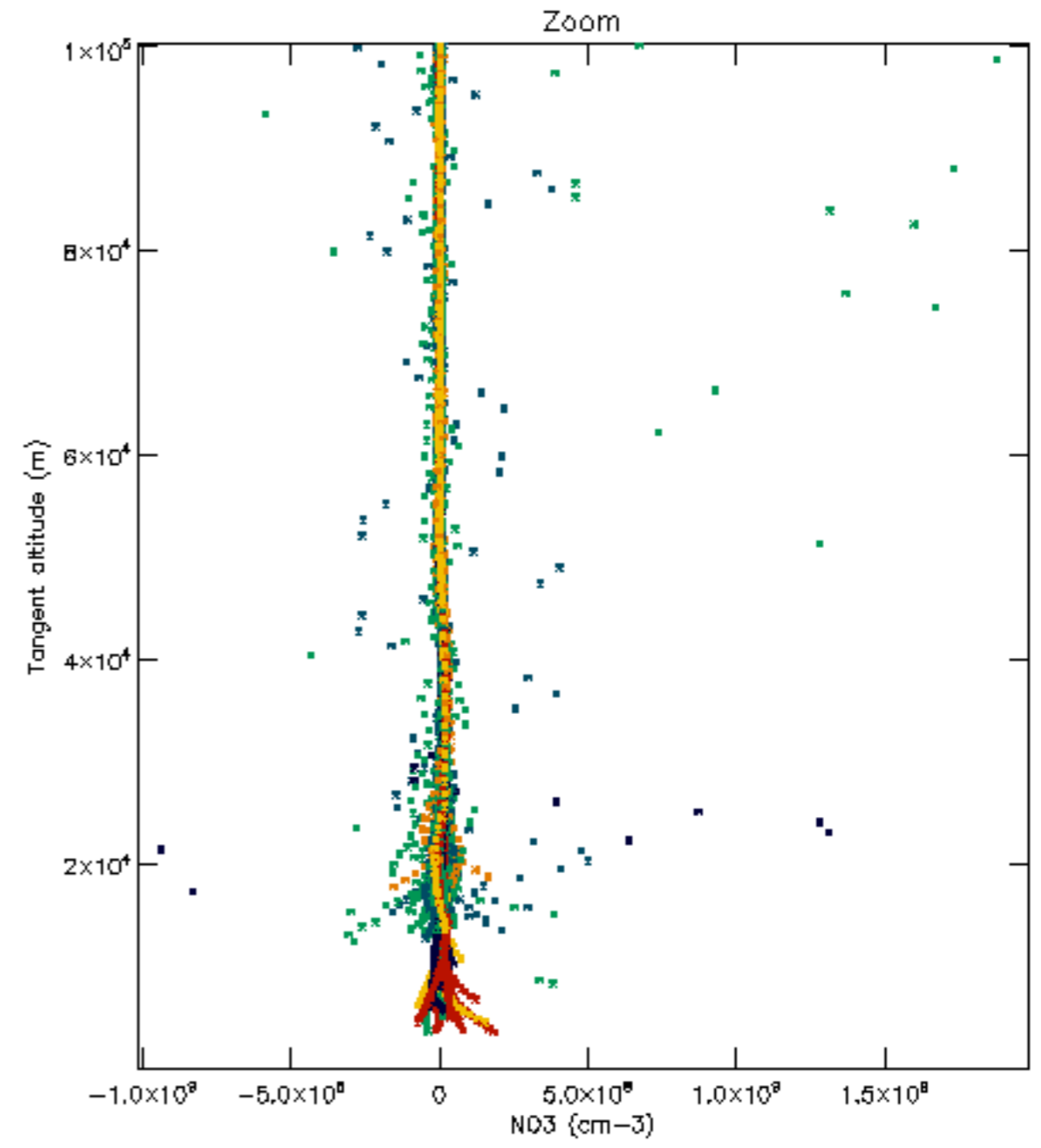
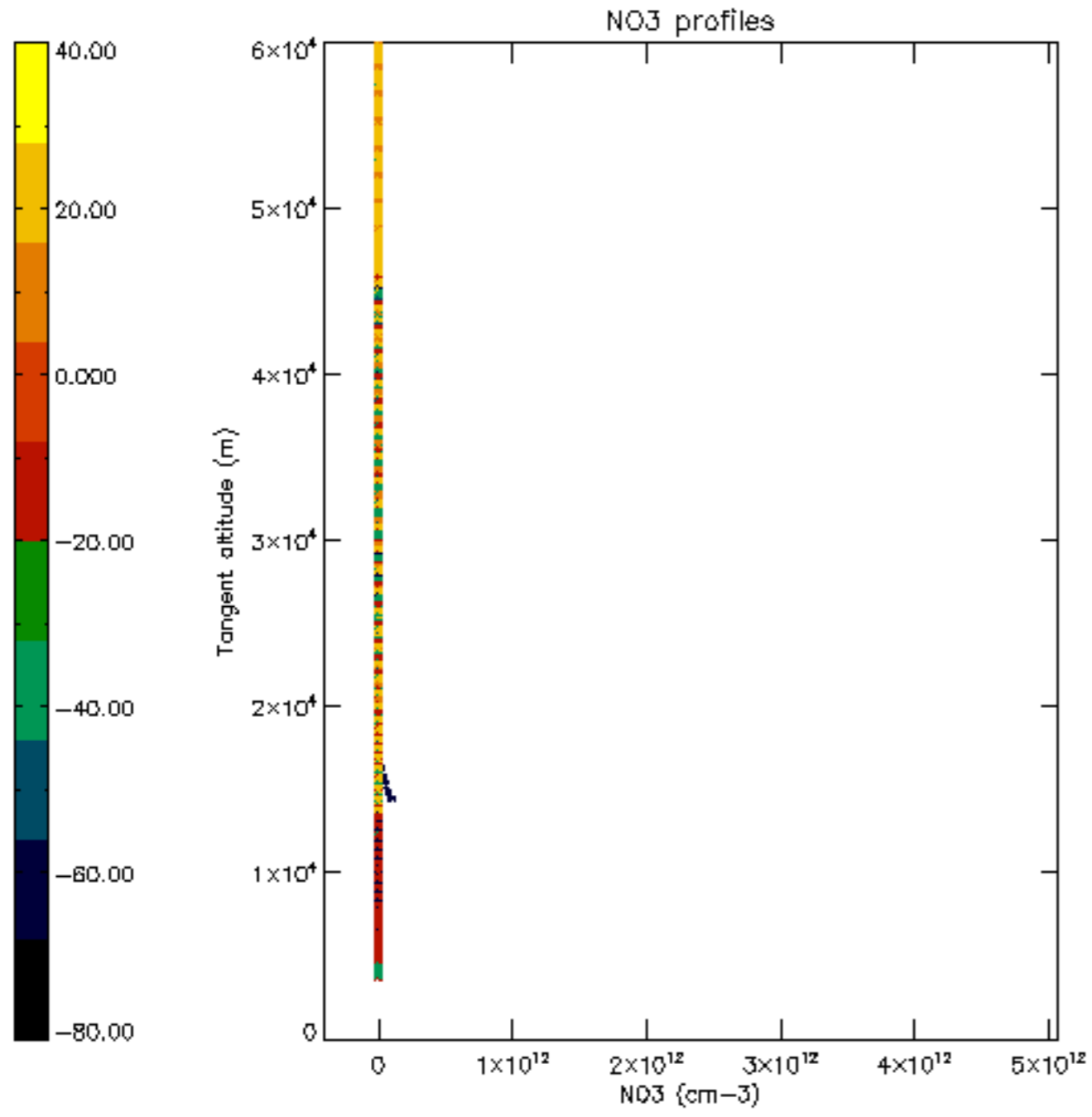


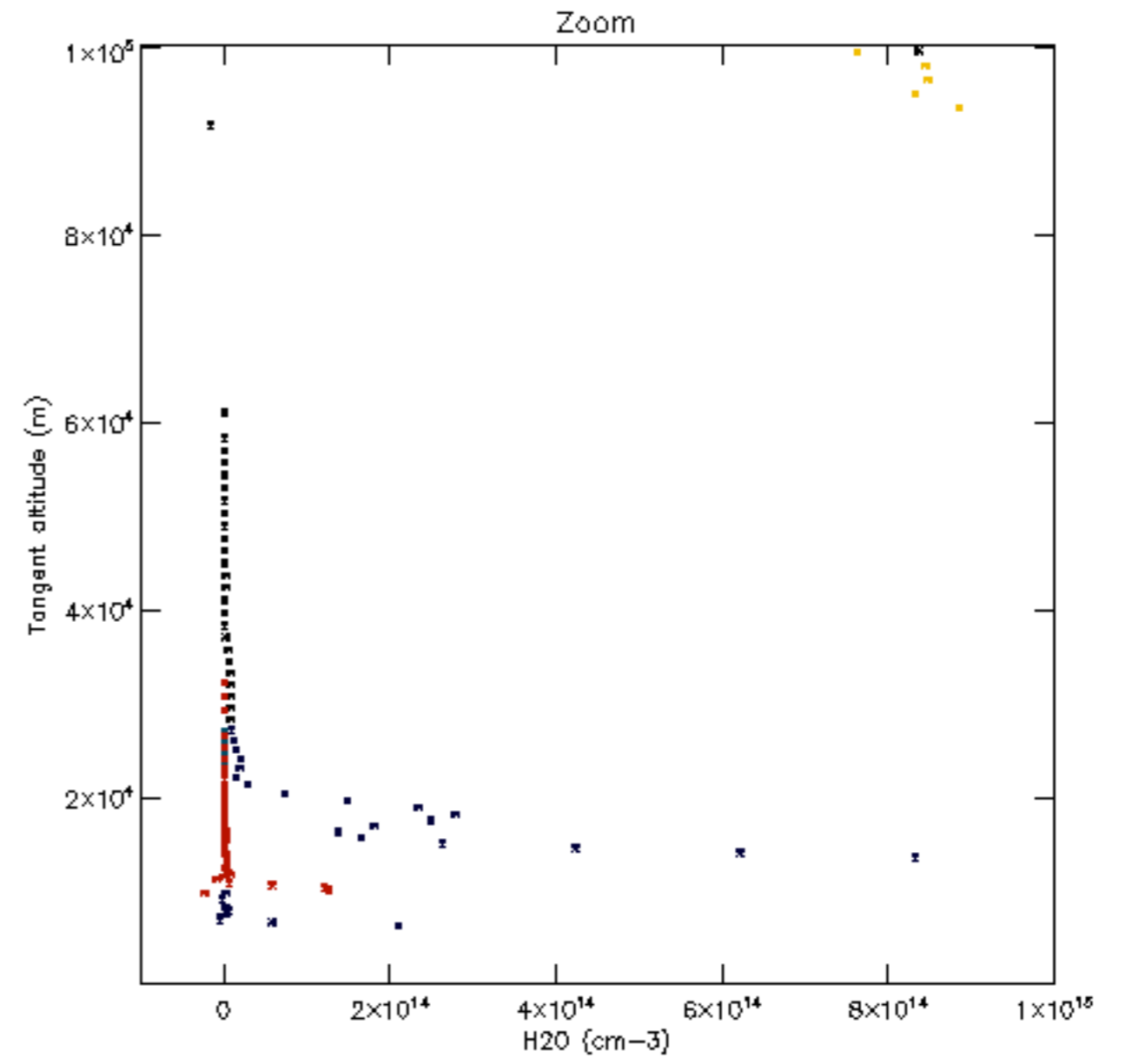
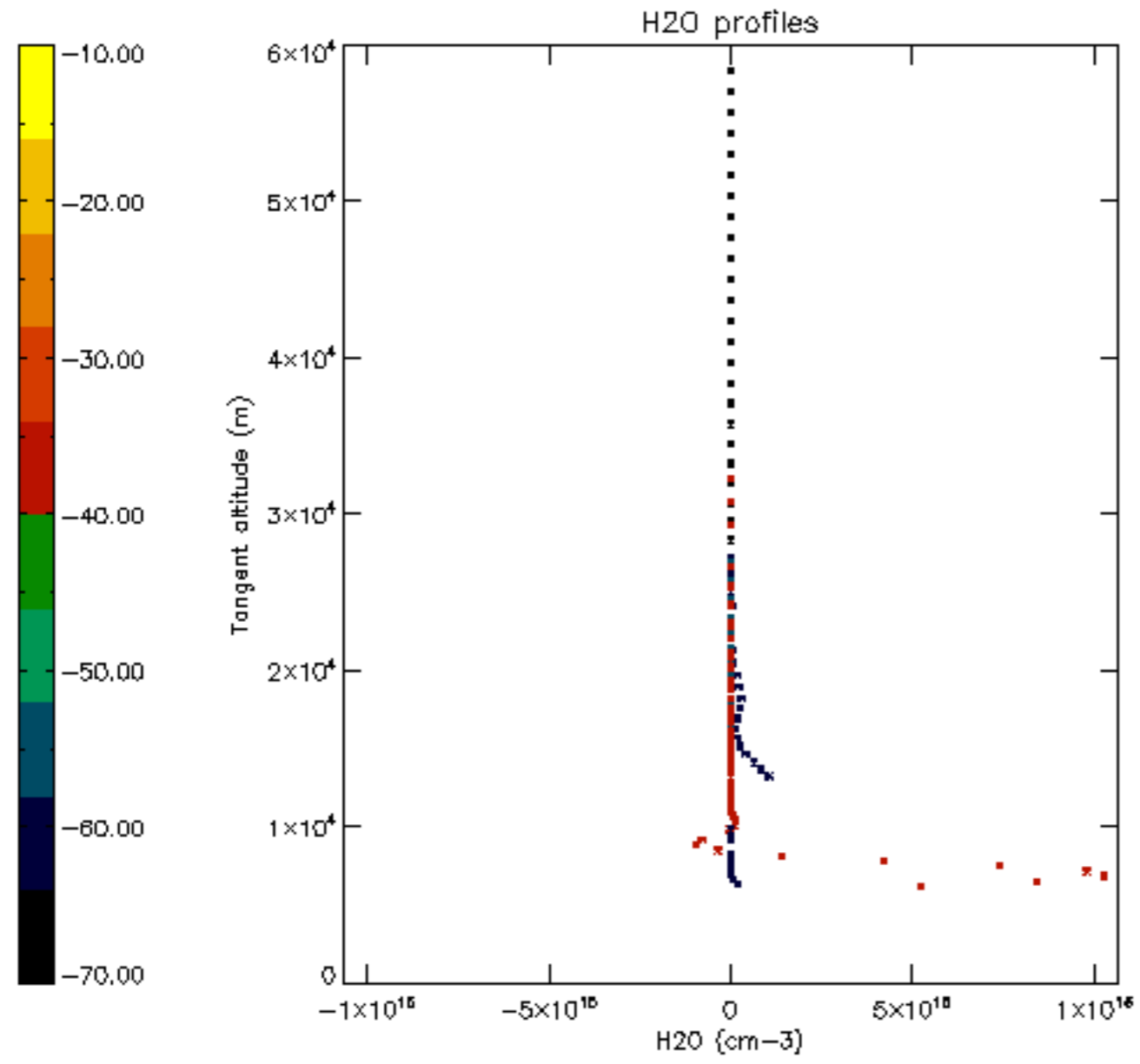


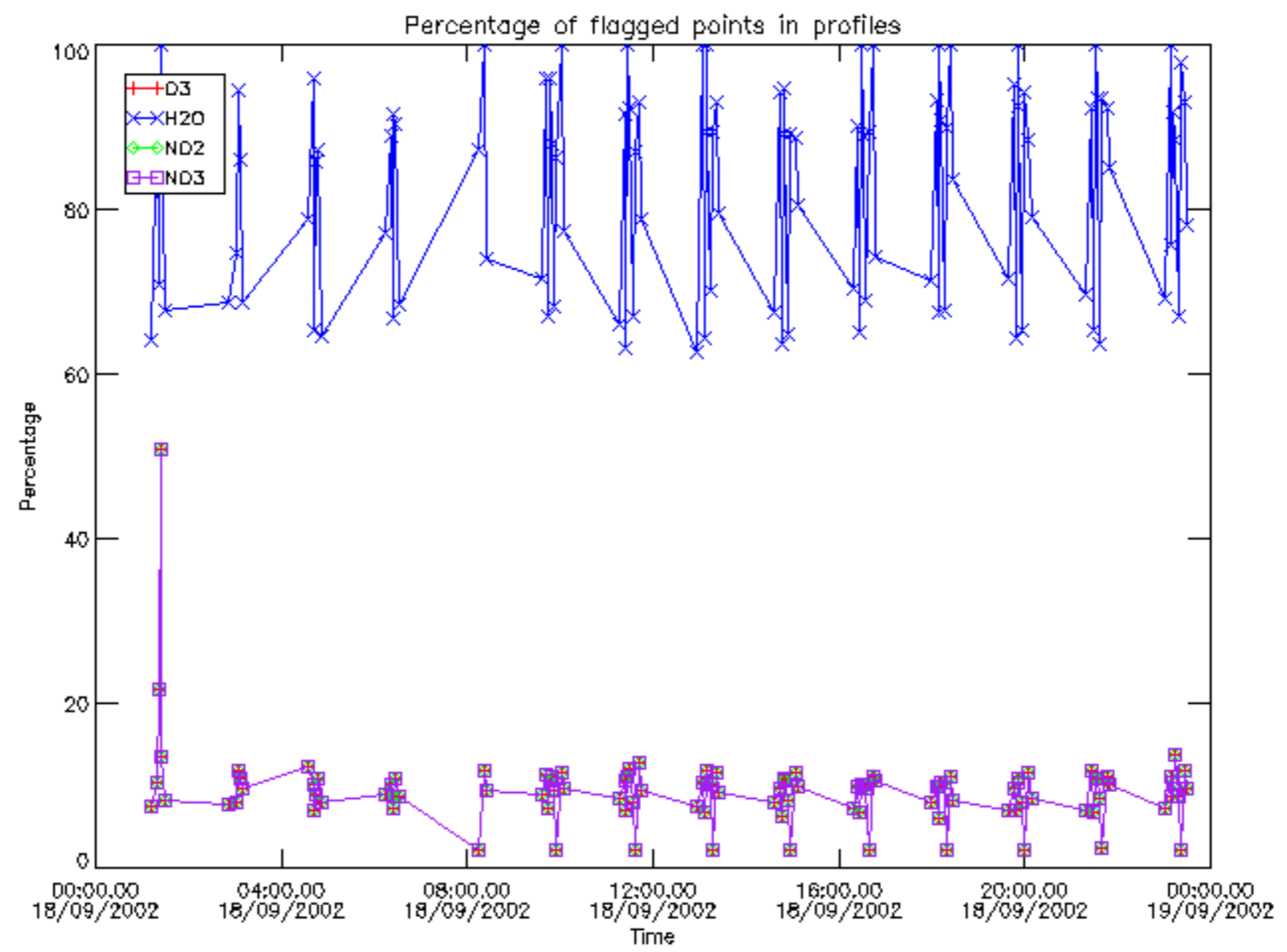






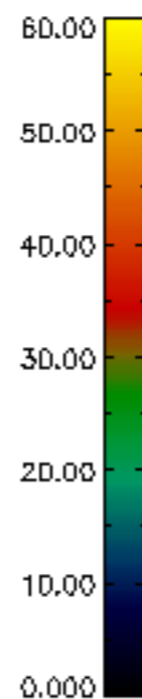
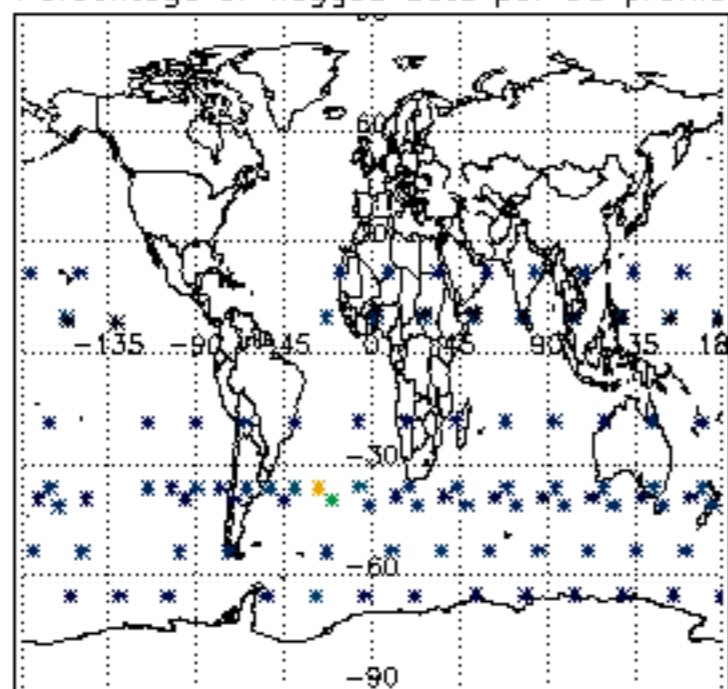




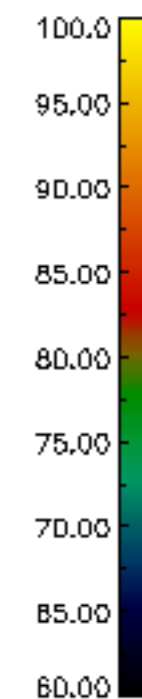
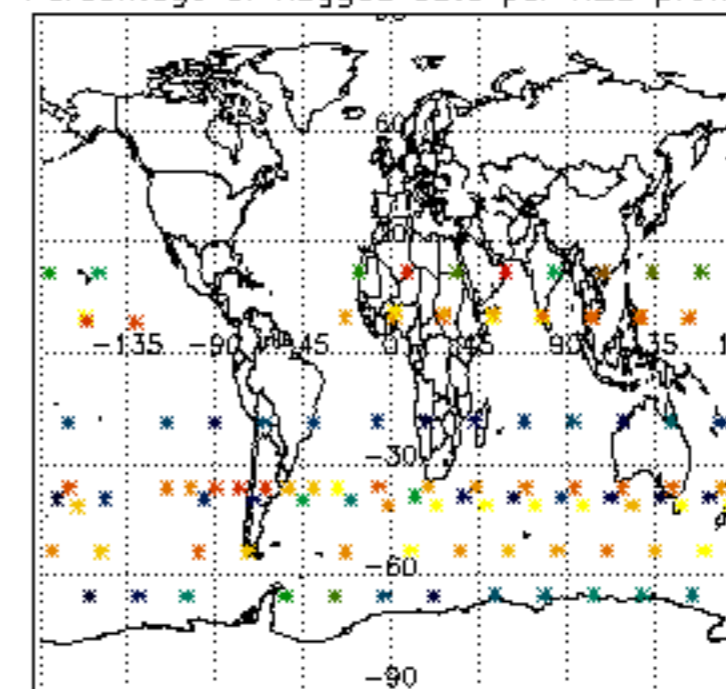




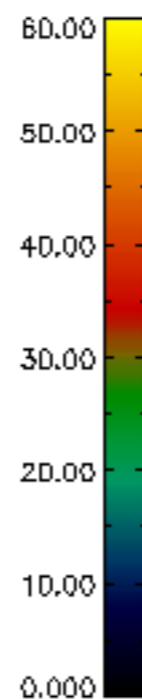
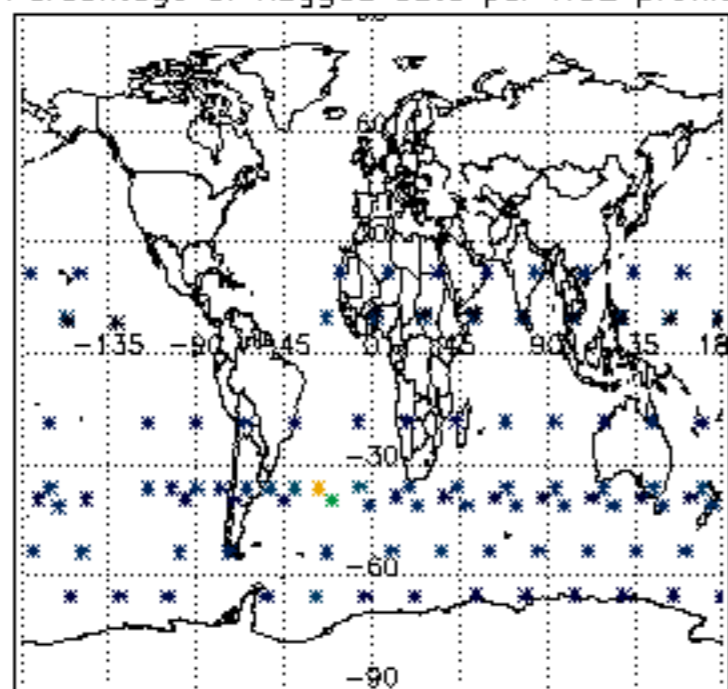
Percentage of flagged data per D3 profile



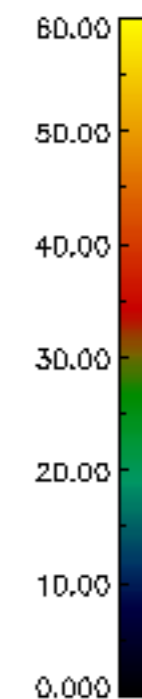
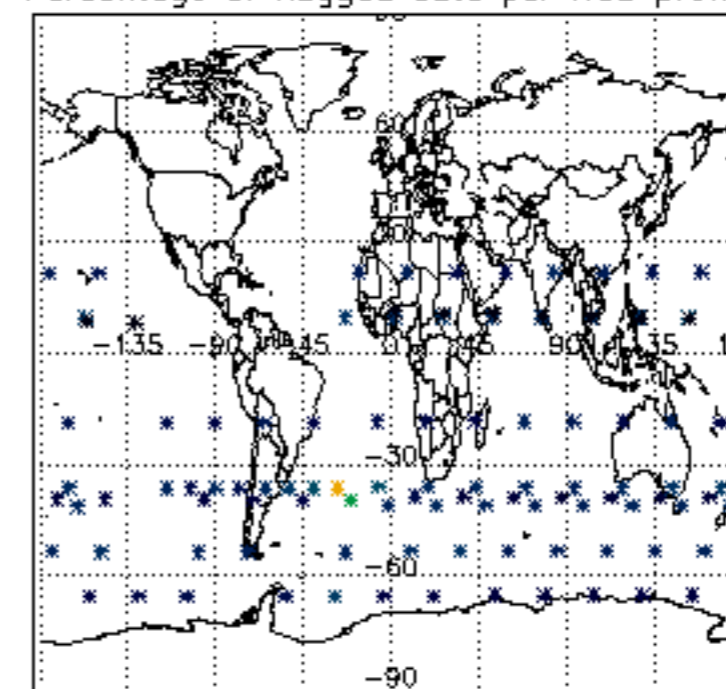
Percentage of flagged data per H2O profile

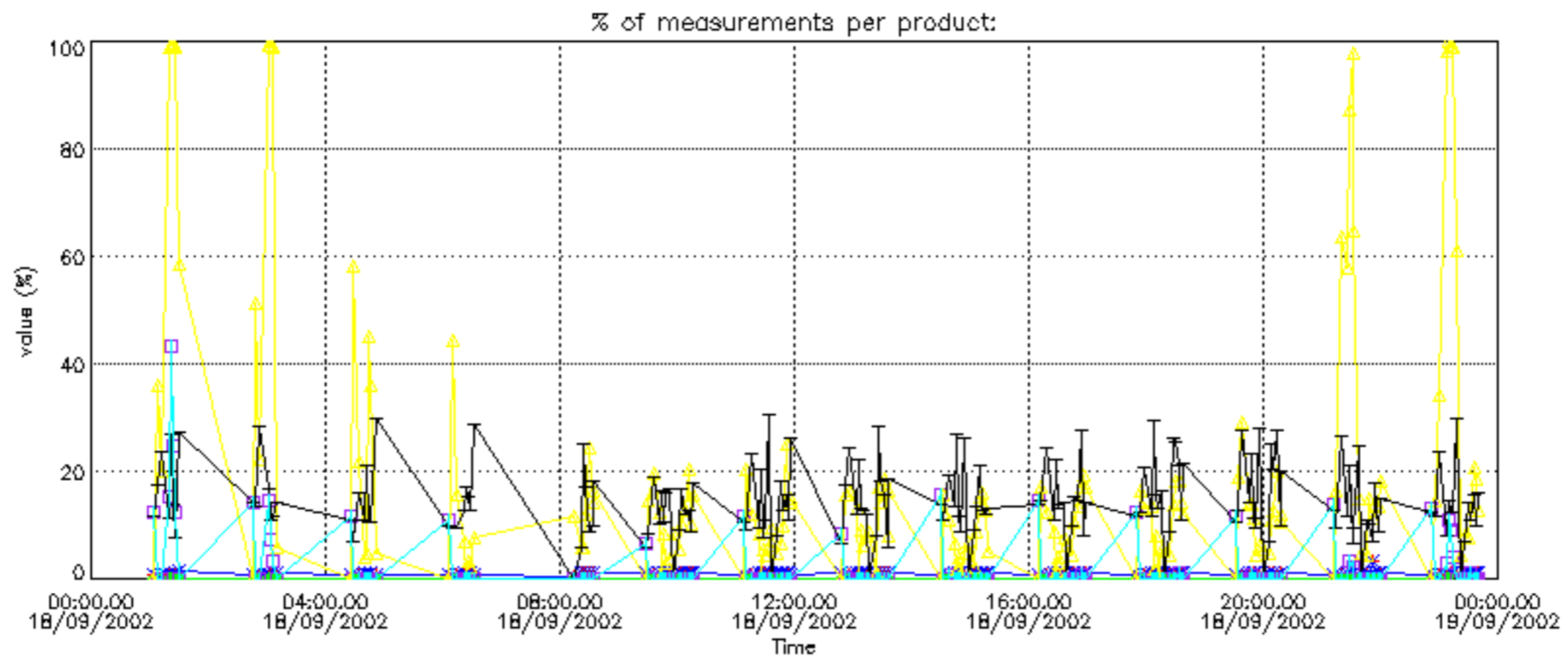


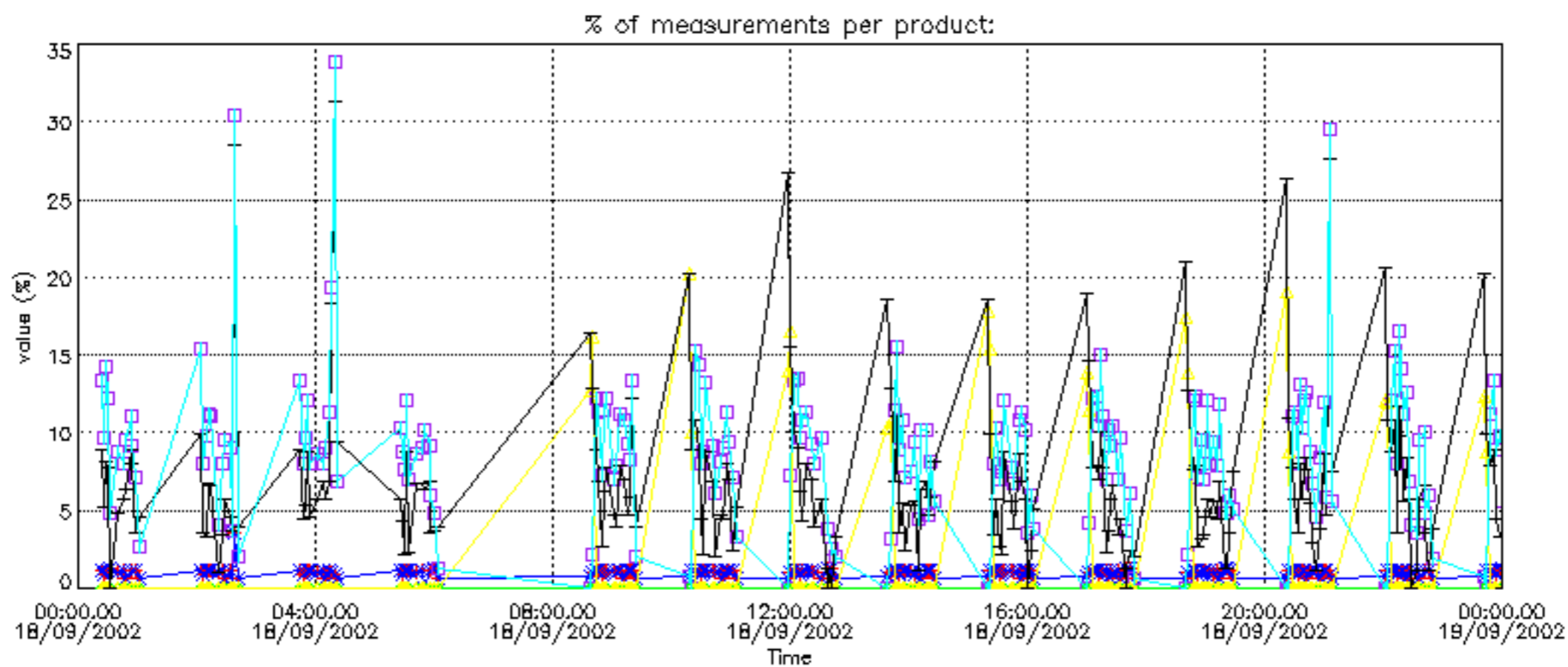
Percentage of flagged data per NO2 profile



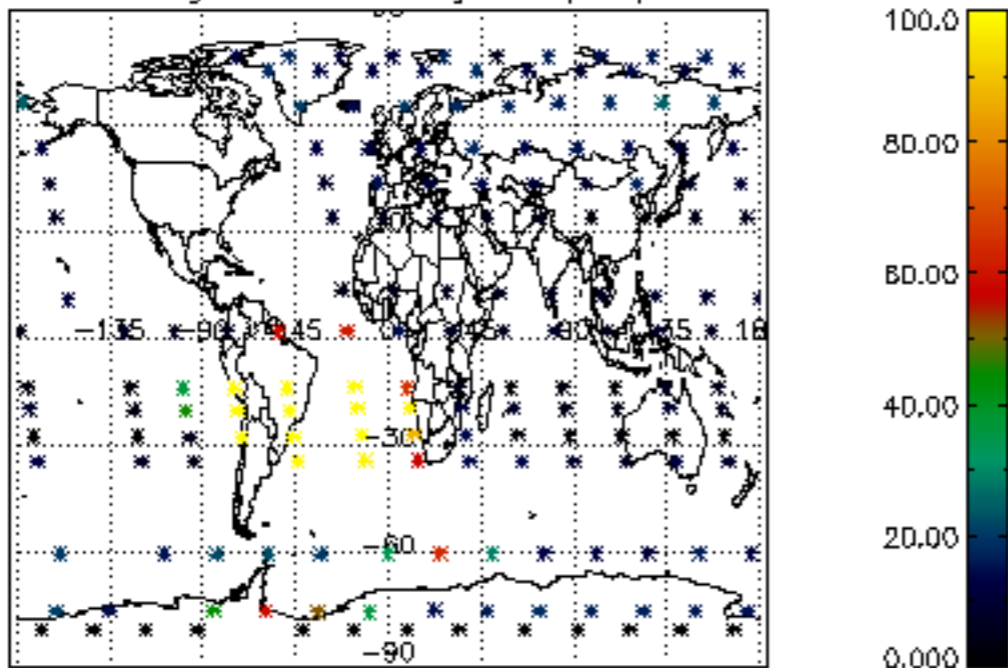
Percentage of flagged data per NO3 profile



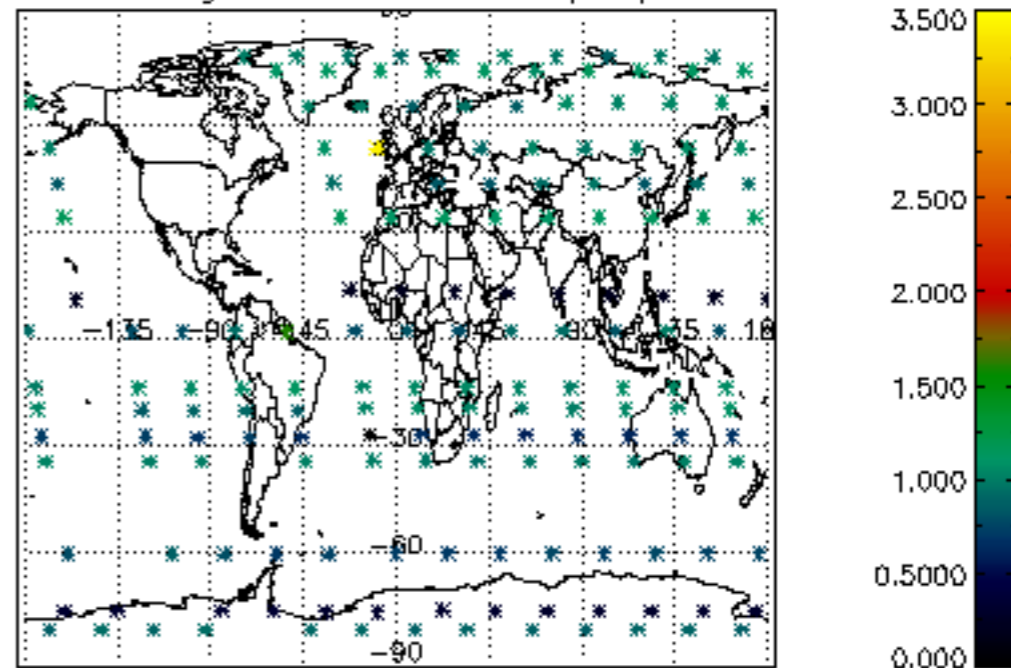




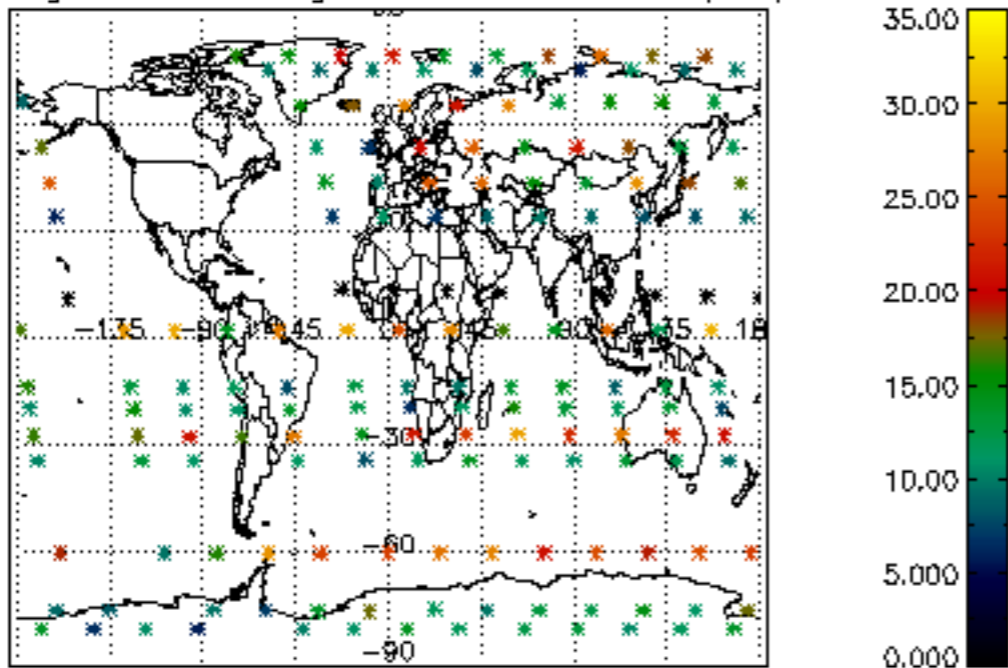
Percentage of cosmic ray hits per profile



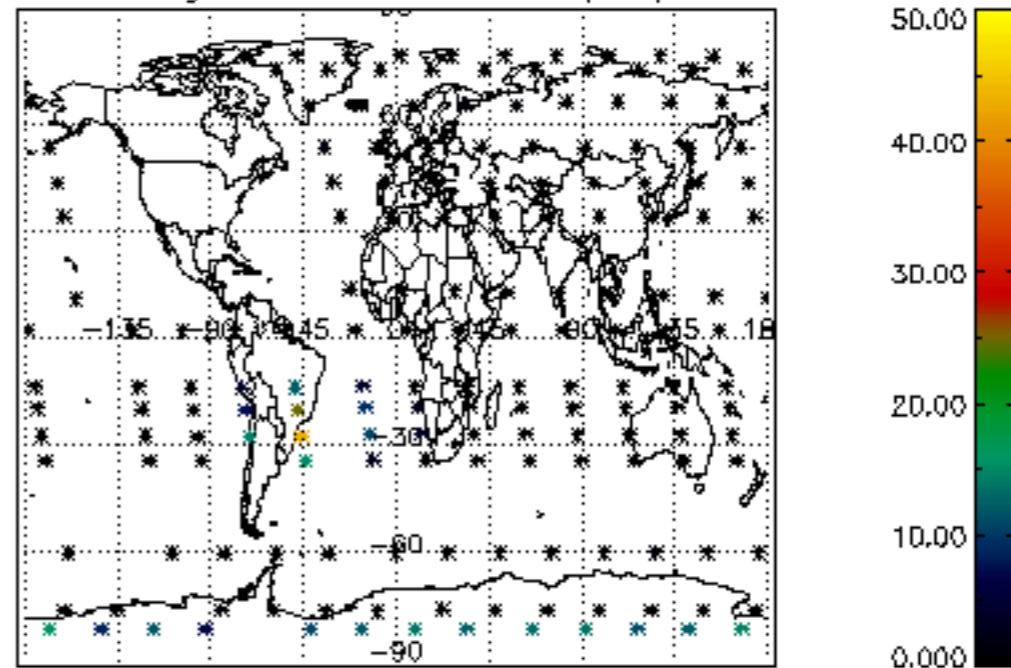
Percentage of datation errors per profile



Percentage of star falling outside central band per profile

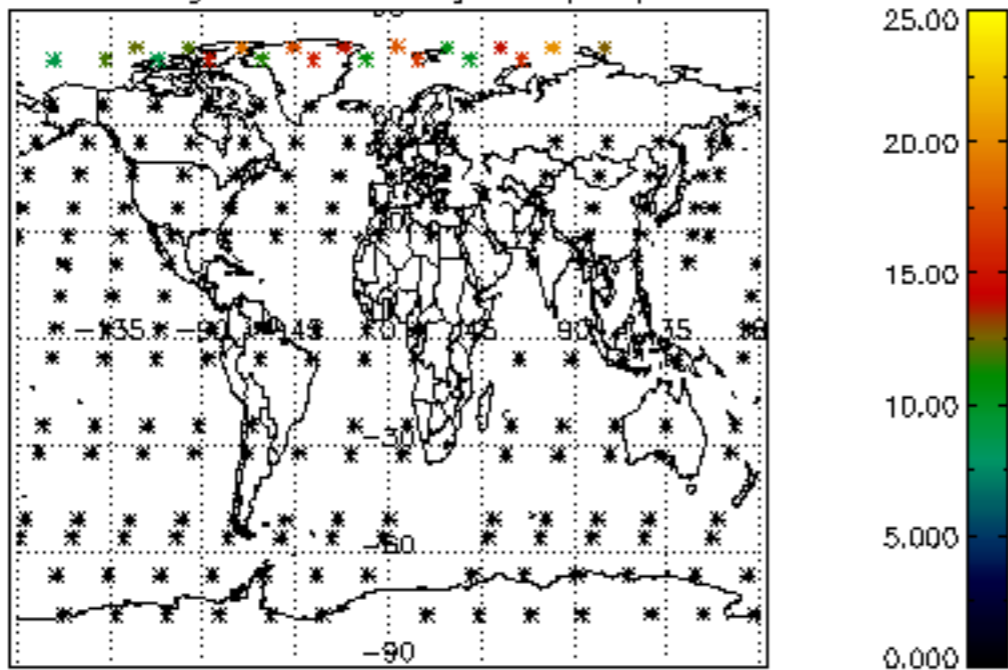


Percentage of saturation errors per profile

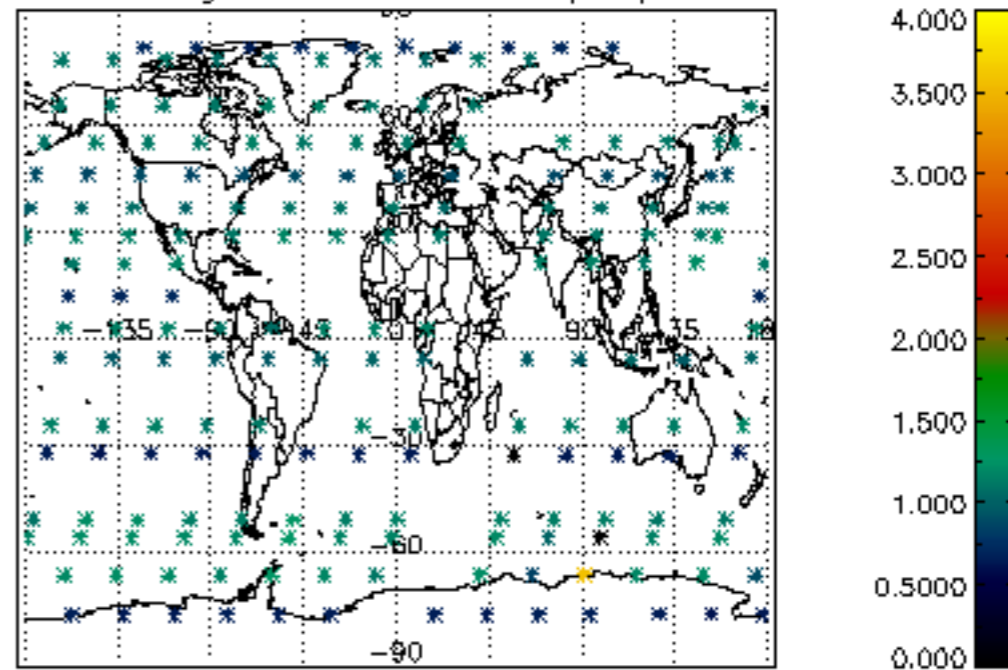




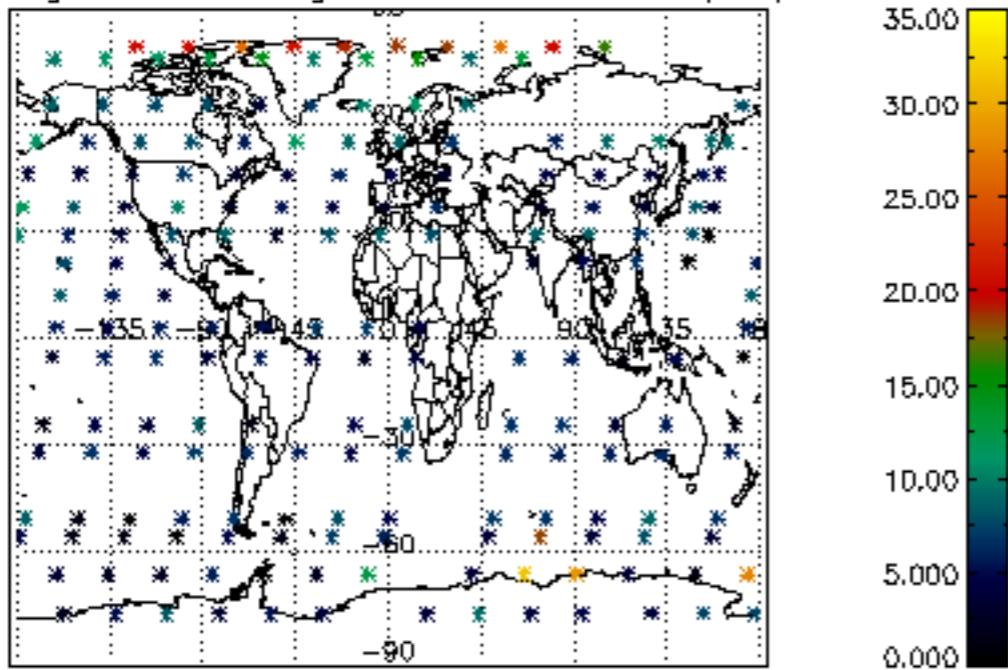
Percentage of cosmic ray hits per profile



Percentage of datation errors per profile



Percentage of star falling outside central band per profile



Percentage of saturation errors per profile

