

# GOMOS Level 2 Daily Report

## SUMMARY

### [1. General Info](#)

### [2. Summary of processed GOM\\_NL\\_2P products](#)

### [3. Level 2 Quality information per product](#)

#### [3.1 Plot of level 2 quality information per product \(time dependant\)](#)

#### [3.2 Plot of level 2 quality information per product \(world map\)](#)

### [4. Level 1 Quality information per product \(stored on level 2 products\)](#)

#### [4.1 Plot of level 1 quality information per product \(time dependant\)](#)

##### [4.1.1 Plot of level 1 quality information per product \(time dependant\): ASCENDING](#)

##### [4.1.2 Plot of level 1 quality information per product \(time dependant\): DESCENDING](#)

#### [4.2 Plot of level 1 quality information per product \(world map\)](#)

##### [4.2.1 Plot of level 1 quality information per product \(world map\): ASCENDING](#)

##### [4.2.2 Plot of level 1 quality information per product \(world map\): DESCENDING](#)

### [5. Ozone profiles based on quality statistics and other trace gas profiles](#)

#### [5.1 Ozone statistics based on quality of products](#)

#### [5.2 Plot ozone profiles for all STD \(dark without errors\)](#)

#### [5.3 Plot ozone profiles where STD < 20% \(dark without errors\)](#)

#### [5.4. Plot ozone profiles where STD < 10% \(dark without errors\)](#)

#### [5.5. Plot ozone profiles where STD < 5% \(dark without errors\)](#)

#### [5.6 Plot NO2 profiles for all STD \(dark without errors\)](#)

#### [5.7 Plot NO3 profiles for all STD \(dark without errors\)](#)

#### [5.8 Plot H2O profiles \(only for occultations of stars 1,2,3,4,13,14,16,26,63 dark without errors\) for all STD](#)

### [6. Auxiliary Data Files used for the production reported in section 2](#)

This report presents the daily analysis on parameters extracted from GOMOS level 2 data (GOM\_NL\_\_2P).  
 It is intended to monitor some important parameters that will impact the quality of these products.  
 A list of level 2 products (and content) that have arrived during the reporting day to the PCF is also given.

Item	Value
Time of report generation	17APR2013 18:21:07
Data source version	GOMOS/6.01
Start time of products	07-09-2002 (07SEP2002 00:00:00)
Stop time of products	08-09-2002 (08SEP2002 00:00:00)
Store outputs in DB	Yes
Nb of level 2 prods	299
Nb of prods with errors	0

## 2. Summary of processed GOM\_NL\_\_2P products.

Nr	Filename	UTC Start time	Limb	Duration	Star Id	Star Name	Star Mag	Star Temp	Nb Meas	Orbit	Prod. error
1	GOM_NL__2PRFIN20020907_000329_000000932009_00159_02718_2767.N1	07-SEP-2002 00:03:29	Bright	92.500	149	45Eps Per	2.8880	30000.	185	2718	No
2	GOM_NL__2PRFIN20020907_000829_000000562009_00159_02718_2768.N1	07-SEP-2002 00:08:29	Bright	56.000	24	66Alp Gem	1.5800	10200.	112	2718	No
3	GOM_NL__2PRFIN20020907_001432_000000622009_00159_02718_2770.N1	07-SEP-2002 00:14:32	Twilight	61.500	44	24Gam Gem	1.9280	11000.	123	2718	No
4	GOM_NL__2PRFIN20020907_001628_000000562009_00159_02718_2771.N1	07-SEP-2002 00:16:28	Twilight	56.000	8	10Alp CMi	0.40000	6500.0	112	2718	No
5	GOM_NL__2PRFIN20020907_001954_000000852009_00159_02718_2772.N1	07-SEP-2002 00:19:54	Dark	84.500	14	58Alp Ori	0.87000	3000.0	169	2718	No
6	GOM_NL__2PRFIN20020907_002436_000000592009_00159_02718_2773.N1	07-SEP-2002 00:24:36	Dark	59.000	1	9Alp CMa	-1.4400	11000.	118	2718	No
7	GOM_NL__2PRFIN20020907_002603_000000592009_00159_02718_2774.N1	07-SEP-2002 00:26:03	Dark	58.500	47	2Bet CMa	1.9760	28000.	117	2718	No
8	GOM_NL__2PRFIN20020907_002818_000000402009_00159_02718_2775.N1	07-SEP-2002 00:28:18	Dark	40.000	70	Zet Pup	2.2460	39000.	80	2718	No
9	GOM_NL__2PRFIN20020907_003009_000000412009_00159_02718_2776.N1	07-SEP-2002 00:30:09	Dark	41.000	34	Gam2Vel	1.7930	23000.	82	2718	No
10	GOM_NL__2PRFIN20020907_003150_000000402009_00159_02718_2777.N1	07-SEP-2002 00:31:50	Dark	39.500	46	Del Vel	1.9540	10600.	79	2718	No
11	GOM_NL__2PRFIN20020907_003350_000000552009_00159_02718_2778.N1	07-SEP-2002 00:33:50	Dark	55.000	2	Alp Car	-0.73600	7000.0	110	2718	No
12	GOM_NL__2PRFIN20020907_004350_000000372009_00160_02719_2736.N1	07-SEP-2002 00:43:50	Dark	36.500	135	Bet Hyi	2.8200	5800.0	73	2719	No
13	GOM_NL__2PRFIN20020907_004535_000000522009_00160_02719_2737.N1	07-SEP-2002 00:45:35	Dark	52.000	9	Alp Eri	0.45300	24000.	104	2719	No
14	GOM_NL__2PRFIN20020907_004925_000000422009_00160_02719_2738.N1	07-SEP-2002 00:49:25	Straylight	42.000	148	Alp Tuc	2.8780	4100.0	84	2719	No
15	GOM_NL__2PRFIN20020907_005129_000000502009_00160_02719_2739.N1	07-SEP-2002 00:51:29	Straylight	50.000	84	Alp Phe	2.3970	4500.0	100	2719	No
16	GOM_NL__2PRFIN20020907_005306_000000442009_00160_02719_2740.N1	07-SEP-2002 00:53:06	Straylight	44.000	31	Alp Gru	1.7340	15200.	88	2719	No
17	GOM_NL__2PRFIN20020907_005554_000000382009_00160_02719_2741.N1	07-SEP-2002 00:55:54	Straylight	38.000	172	Gam Gru	3.0030	13100.	76	2719	No
18	GOM_NL__2PRFIN20020907_005712_000000462009_00160_02719_2742.N1	07-SEP-2002 00:57:12	Straylight	46.000	18	24Alp PsA	1.1660	9700.0	92	2719	No
19	GOM_NL__2PRFIN20020907_010153_000000432009_00160_02719_2743.N1	07-SEP-2002 01:01:53	Bright	43.000	142	49Del Cap	2.8500	8900.0	86	2719	No
20	GOM_NL__2PRFIN20020907_010458_000000392009_00160_02719_2744.N1	07-SEP-2002 01:04:58	Bright	39.000	154	22Bet Aqr	2.8990	5700.0	78	2719	No
21	GOM_NL__2PRFIN20020907_010617_000000412009_00160_02719_2745.N1	07-SEP-2002 01:06:17	Bright	41.000	162	34Alp Aqr	2.9440	5350.0	82	2719	No
22	GOM_NL__2PRFIN20020907_010916_000000402009_00160_02719_2746.N1	07-SEP-2002 01:09:16	Bright	39.500	61	8Eps Peg	2.1000	3900.0	79	2719	No
23	GOM_NL__2PRFIN20020907_011135_000000452009_00160_02719_2747.N1	07-SEP-2002 01:11:35	Bright	44.500	90	54Alp Peg	2.4870	11000.	89	2719	No
24	GOM_NL__2PRFIN20020907_011418_000000632009_00160_02719_2748.N1	07-SEP-2002 01:14:18	Bright	62.500	140	88Gam Peg	2.8340	26000.	125	2719	No
25	GOM_NL__2PRFIN20020907_011817_000000392009_00160_02719_2749.N1	07-SEP-2002 01:18:17	Bright	39.000	66	37Gam Cyg	2.2080	5900.0	78	2719	No
26	GOM_NL__2PRFIN20020907_011926_000000412009_00160_02719_2750.N1	07-SEP-2002 01:19:26	Bright	41.000	19	50Alp Cyg	1.2460	10500.	82	2719	No
27	GOM_NL__2PRFIN20020907_012412_000000362009_00160_02719_2751.N1	07-SEP-2002 01:24:12	Bright	35.500	89	5Alp Cep	2.4510	8000.0	71	2719	No
28	GOM_NL__2PRFIN20020907_012614_000000462009_00160_02719_2752.N1	07-SEP-2002 01:26:14	Bright	46.000	74	11Bet Cas	2.2680	6600.0	92	2719	No
29	GOM_NL__2PRFIN20020907_012816_000000482009_00160_02719_2753.N1	07-SEP-2002 01:28:16	Bright	48.000	76	27Gam Cas	2.3000	30000.	96	2719	No
30	GOM_NL__2PRFIN20020907_013215_000000852009_00160_02719_2754.N1	07-SEP-2002 01:32:15	Bright	84.500	73	57Gam1And	2.2600	13100.	169	2719	No
31	GOM_NL__2PRFIN20020907_013509_000000602009_00160_02719_2755.N1	07-SEP-2002 01:35:09	Bright	60.000	160	23Gam Per	2.9300	4700.0	120	2719	No
32	GOM_NL__2PRFIN20020907_013718_000000702009_00160_02719_2756.N1	07-SEP-2002 01:37:18	Bright	70.000	35	33Alp Per	1.7950	6250.0	140	2719	No
33	GOM_NL__2PRFIN20020907_013950_000001012009_00160_02719_2757.N1	07-SEP-2002 01:39:50	Bright	101.00	79	26Bet Per	2.3100	13100.	202	2719	No
34	GOM_NL__2PRFIN20020907_014404_000000932009_00160_02719_2758.N1	07-SEP-2002 01:44:04	Bright	92.500	149	45Eps Per	2.8880	30000.	185	2719	No
35	GOM_NL__2PRFIN20020907_014905_000000422009_00160_02719_2759.N1	07-SEP-2002 01:49:05	Bright	42.000	24	66Alp Gem	1.5800	10200.	84	2719	No
36	GOM_NL__2PRFIN20020907_015159_000000822009_00160_02719_2760.N1	07-SEP-2002 01:51:59	Twilight	81.500	28	12Bet Tau	1.6500	15200.	163	2719	No
37	GOM_NL__2PRFIN20020907_015510_000000612009_00160_02719_2761.N1	07-SEP-2002 01:55:10	Twilight	60.500	44	24Gam Gem	1.9280	11000.	121	2719	No
38	GOM_NL__2PRFIN20020907_015703_000000562009_00160_02719_2762.N1	07-SEP-2002 01:57:03	Twilight	56.000	8	10Alp CMi	0.40000	6500.0	112	2719	No
39	GOM_NL__2PRFIN20020907_020031_000000902009_00160_02719_2763.N1	07-SEP-2002 02:00:31	Dark	90.000	14	58Alp Ori	0.87000	3000.0	180	2719	No
40	GOM_NL__2PRFIN20020907_020513_000000562009_00160_02719_2764.N1	07-SEP-2002 02:05:13	Dark	55.500	1	9Alp CMa	-1.4400	11000.	111	2719	No
41	GOM_NL__2PRFIN20020907_020854_000000392009_00160_02719_2765.N1	07-SEP-2002 02:08:54	Dark	38.500	70	Zet Pup	2.2460	39000.	77	2719	No
42	GOM_NL__2PRFIN20020907_021045_000000402009_00160_02719_2766.N1	07-SEP-2002 02:10:45	Dark	40.000	34	Gam2Vel	1.7930	23000.	80	2719	No

43	GOM_NL__2PRFIN20020907_021225_000000382009_00160_02719_2767.N1	07-SEP-2002 02:12:25	Dark	37.500	46	Del Vel	1.9540	10600.	75	2719	No
44	GOM_NL__2PRFIN20020907_021427_000000452009_00160_02719_2768.N1	07-SEP-2002 02:14:27	Dark	44.500	2	Alp Car	-0.73600	7000.0	89	2719	No
45	GOM_NL__2PRFIN20020907_023001_000000442009_00161_02720_2741.N1	07-SEP-2002 02:30:01	Straylight	43.500	148	Alp Tuc	2.8780	4100.0	87	2720	No
46	GOM_NL__2PRFIN20020907_023205_000000502009_00161_02720_2742.N1	07-SEP-2002 02:32:05	Straylight	50.000	84	Alp Phe	2.3970	4500.0	100	2720	No
47	GOM_NL__2PRFIN20020907_023342_000000432009_00161_02720_2743.N1	07-SEP-2002 02:33:42	Straylight	43.000	31	Alp Gru	1.7340	15200.	86	2720	No
48	GOM_NL__2PRFIN20020907_023630_000000402009_00161_02720_2744.N1	07-SEP-2002 02:36:30	Straylight	40.000	172	Gam Gru	3.0030	13100.	80	2720	No
49	GOM_NL__2PRFIN20020907_023748_000000482009_00161_02720_2745.N1	07-SEP-2002 02:37:48	Straylight	48.000	18	24Alp PsA	1.1660	9700.0	96	2720	No
50	GOM_NL__2PRFIN20020907_024229_000000402009_00161_02720_2746.N1	07-SEP-2002 02:42:29	Bright	40.000	142	49Del Cap	2.8500	8900.0	80	2720	No
51	GOM_NL__2PRFIN20020907_024534_000000392009_00161_02720_2747.N1	07-SEP-2002 02:45:34	Bright	38.500	154	22Bet Aqr	2.8990	5700.0	77	2720	No
52	GOM_NL__2PRFIN20020907_024653_000000402009_00161_02720_2748.N1	07-SEP-2002 02:46:53	Bright	40.000	162	34Alp Aqr	2.9440	5350.0	80	2720	No
53	GOM_NL__2PRFIN20020907_024952_000000402009_00161_02720_2749.N1	07-SEP-2002 02:49:52	Bright	39.500	61	8Eps Peg	2.1000	3900.0	79	2720	No
54	GOM_NL__2PRFIN20020907_025210_000000462009_00161_02720_2750.N1	07-SEP-2002 02:52:10	Bright	45.500	90	54Alp Peg	2.4870	11000.	91	2720	No
55	GOM_NL__2PRFIN20020907_025453_000000622009_00161_02720_2751.N1	07-SEP-2002 02:54:53	Bright	62.000	140	88Gam Peg	2.8340	26000.	124	2720	No
56	GOM_NL__2PRFIN20020907_030003_000000382009_00161_02720_2752.N1	07-SEP-2002 03:00:03	Bright	37.500	19	50Alp Cyg	1.2460	10500.	75	2720	No
57	GOM_NL__2PRFIN20020907_030448_000000392009_00161_02720_2753.N1	07-SEP-2002 03:04:48	Bright	38.500	89	5Alp Cep	2.4510	8000.0	77	2720	No
58	GOM_NL__2PRFIN20020907_030650_000000412009_00161_02720_2754.N1	07-SEP-2002 03:06:50	Bright	41.000	74	11Bet Cas	2.2680	6600.0	82	2720	No
59	GOM_NL__2PRFIN20020907_030852_000000472009_00161_02720_2755.N1	07-SEP-2002 03:08:52	Bright	47.000	76	27Gam Cas	2.3000	30000.	94	2720	No
60	GOM_NL__2PRFIN20020907_031249_000000852009_00161_02720_2756.N1	07-SEP-2002 03:12:49	Bright	84.500	73	57Gam1And	2.2600	13100.	169	2720	No
61	GOM_NL__2PRFIN20020907_031544_000000612009_00161_02720_2757.N1	07-SEP-2002 03:15:44	Bright	61.000	160	23Gam Per	2.9300	4700.0	122	2720	No
62	GOM_NL__2PRFIN20020907_031753_000000682009_00161_02720_2758.N1	07-SEP-2002 03:17:53	Bright	68.000	35	33Alp Per	1.7950	6250.0	136	2720	No
63	GOM_NL__2PRFIN20020907_032024_000001042009_00161_02720_2759.N1	07-SEP-2002 03:20:24	Bright	104.00	79	26Bet Per	2.3100	13100.	208	2720	No
64	GOM_NL__2PRFIN20020907_032440_000000962009_00161_02720_2760.N1	07-SEP-2002 03:24:40	Bright	96.000	149	45Eps Per	2.8880	30000.	192	2720	No
65	GOM_NL__2PRFIN20020907_032941_000000442009_00161_02720_2761.N1	07-SEP-2002 03:29:41	Bright	44.000	24	66Alp Gem	1.5800	10200.	88	2720	No
66	GOM_NL__2PRFIN20020907_033235_000000802009_00161_02720_2762.N1	07-SEP-2002 03:32:35	Twilight	79.500	28	12Bet Tau	1.6500	15200.	159	2720	No
67	GOM_NL__2PRFIN20020907_033547_000000582009_00161_02720_2763.N1	07-SEP-2002 03:35:47	Twilight	57.500	44	24Gam Gem	1.9280	11000.	115	2720	No
68	GOM_NL__2PRFIN20020907_033739_000000502009_00161_02720_2764.N1	07-SEP-2002 03:37:39	Twilight	50.000	8	10Alp CMi	0.40000	6500.0	100	2720	No
69	GOM_NL__2PRFIN20020907_034109_000000922009_00161_02720_2765.N1	07-SEP-2002 03:41:09	Dark	92.000	14	58Alp Ori	0.87000	3000.0	184	2720	No
70	GOM_NL__2PRFIN20020907_034550_000000632009_00161_02720_2766.N1	07-SEP-2002 03:45:50	Dark	63.000	1	9Alp CMa	-1.4400	11000.	126	2720	No
71	GOM_NL__2PRFIN20020907_034716_000000512009_00161_02720_2767.N1	07-SEP-2002 03:47:16	Dark	51.000	47	2Bet CMa	1.9760	28000.	102	2720	No
72	GOM_NL__2PRFIN20020907_034930_000000412009_00161_02720_2768.N1	07-SEP-2002 03:49:30	Dark	40.500	70	Zet Pup	2.2460	39000.	81	2720	No
73	GOM_NL__2PRFIN20020907_035121_000000432009_00161_02720_2769.N1	07-SEP-2002 03:51:21	Dark	42.500	34	Gam2Vel	1.7930	23000.	85	2720	No
74	GOM_NL__2PRFIN20020907_035302_000000382009_00161_02720_2770.N1	07-SEP-2002 03:53:02	Dark	38.000	46	Del Vel	1.9540	10600.	76	2720	No
75	GOM_NL__2PRFIN20020907_035503_000000532009_00161_02720_2771.N1	07-SEP-2002 03:55:03	Dark	52.500	2	Alp Car	-0.73600	7000.0	105	2720	No
76	GOM_NL__2PRFIN20020907_040502_000000382009_00162_02721_2733.N1	07-SEP-2002 04:05:02	Dark	38.000	135	Bet Hyi	2.8200	5800.0	76	2721	No
77	GOM_NL__2PRFIN20020907_040648_000000462009_00162_02721_2734.N1	07-SEP-2002 04:06:48	Dark	46.000	9	Alp Eri	0.45300	24000.	92	2721	No
78	GOM_NL__2PRFIN20020907_041037_000000392009_00162_02721_2735.N1	07-SEP-2002 04:10:37	Straylight	39.000	148	Alp Tuc	2.8780	4100.0	78	2721	No
79	GOM_NL__2PRFIN20020907_041242_000000582009_00162_02721_2736.N1	07-SEP-2002 04:12:42	Straylight	58.000	84	Alp Phe	2.3970	4500.0	116	2721	No
80	GOM_NL__2PRFIN20020907_041418_000000402009_00162_02721_2737.N1	07-SEP-2002 04:14:18	Straylight	39.500	31	Alp Gru	1.7340	15200.	79	2721	No
81	GOM_NL__2PRFIN20020907_041707_000000382009_00162_02721_2738.N1	07-SEP-2002 04:17:07	Straylight	38.000	172	Gam Gru	3.0030	13100.	76	2721	No
82	GOM_NL__2PRFIN20020907_041825_000000492009_00162_02721_2739.N1	07-SEP-2002 04:18:25	Straylight	49.000	18	24Alp PsA	1.1660	9700.0	98	2721	No
83	GOM_NL__2PRFIN20020907_042305_000000412009_00162_02721_2740.N1	07-SEP-2002 04:23:05	Bright	40.500	142	49Del Cap	2.8500	8900.0	81	2721	No
84	GOM_NL__2PRFIN20020907_042610_000000382009_00162_02721_2741.N1	07-SEP-2002 04:26:10	Bright	38.000	154	22Bet Aqr	2.8990	5700.0	76	2721	No
85	GOM_NL__2PRFIN20020907_042730_000000412009_00162_02721_2742.N1	07-SEP-2002 04:27:30	Bright	40.500	162	34Alp Aqr	2.9440	5350.0	81	2721	No
86	GOM_NL__2PRFIN20020907_043028_000000392009_00162_02721_2743.N1	07-SEP-2002 04:30:28	Bright	38.500	61	8Eps Peg	2.1000	3900.0	77	2721	No
87	GOM_NL__2PRFIN20020907_043243_000000482009_00162_02721_2744.N1	07-SEP-2002 04:32:43	Bright	48.000	90	54Alp Peg	2.4870	11000.	96	2721	No
88	GOM_NL__2PRFIN20020907_043527_000000632009_00162_02721_2745.N1	07-SEP-2002 04:35:27	Bright	62.500	140	88Gam Peg	2.8340	26000.	125	2721	No
89	GOM_NL__2PRFIN20020907_044039_000000362009_00162_02721_2746.N1	07-SEP-2002 04:40:39	Bright	36.000	19	50Alp Cyg	1.2460	10500.	72	2721	No
90	GOM_NL__2PRFIN20020907_044524_000000372009_00162_02721_2747.N1	07-SEP-2002 04:45:24	Bright	36.500	89	5Alp Cep	2.4510	8000.0	73	2721	No
91	GOM_NL__2PRFIN20020907_044725_000000472009_00162_02721_2748.N1	07-SEP-2002 04:47:25	Bright	46.500	74	11Bet Cas	2.2680	6600.0	93	2721	No
92	GOM_NL__2PRFIN20020907_044926_000000472009_00162_02721_2749.N1	07-SEP-2002 04:49:26	Bright	46.500	76	27Gam Cas	2.3000	30000.	93	2721	No
93	GOM_NL__2PRFIN20020907_045324_000000842009_00162_02721_2750.N1	07-SEP-2002 04:53:24	Bright	83.500	73	57Gam1And	2.2600	13100.	167	2721	No
94	GOM_NL__2PRFIN20020907_045619_000000612009_00162_02721_2751.N1	07-SEP-2002 04:56:19	Bright	61.000	160	23Gam Per	2.9300	4700.0	122	2721	No
95	GOM_NL__2PRFIN20020907_045828_000000682009_00162_02721_2752.N1	07-SEP-2002 04:58:28	Bright	67.500	35	33Alp Per	1.7950	6250.0	135	2721	No
96	GOM_NL__2PRFIN20020907_050059_000001092009_00162_02721_2753.N1	07-SEP-2002 05:00:59	Bright	109.00	79	26Bet Per	2.3100	13100.	218	2721	No
97	GOM_NL__2PRFIN20020907_050515_000000962009_00162_02721_2754.N1	07-SEP-2002 05:05:15	Bright	96.000	149	45Eps Per	2.8880	30000.	192	2721	No
98	GOM_NL__2PRFIN20020907_051017_000000432009_00162_02721_2755.N1	07-SEP-2002 05:10:17	Bright	42.500	24	66Alp Gem	1.5800	10200.	85	2721	No
99	GOM_NL__2PRFIN20020907_051311_000000792009_00162_02721_2756.N1	07-SEP-2002 05:13:11	Twilight	78.500	28	12Bet Tau	1.6500	15200.	157	2721	No
100	GOM_NL__2PRFIN20020907_051624_000000582009_00162_02721_2757.N1	07-SEP-2002 05:16:24	Twilight	58.000	44	24Gam Gem	1.9280	11000.	116	2721	No
101	GOM_NL__2PRFIN20020907_051815_000000562009_00162_02721_2758.N1	07-SEP-2002 05:18:15	Twilight	56.000	8	10Alp CMi	0.40000	6500.0	112	2721	No

102	GOM_NL__2PRFIN20020907_052146_000000922009_00162_02721_2759.N1	07-SEP-2002 05:21:46	Dark	92.000	14	58Alp Ori	0.87000	3000.0	184	2721	No
103	GOM_NL__2PRFIN20020907_052627_000000542009_00162_02721_2760.N1	07-SEP-2002 05:26:27	Dark	54.000	1	9Alp CMa	-1.4400	11000.	108	2721	No
104	GOM_NL__2PRFIN20020907_052753_000000582009_00162_02721_2761.N1	07-SEP-2002 05:27:53	Dark	58.000	47	2Bet CMa	1.9760	28000.	116	2721	No
105	GOM_NL__2PRFIN20020907_053006_000000402009_00162_02721_2762.N1	07-SEP-2002 05:30:06	Dark	40.000	70	Zet Pup	2.2460	39000.	80	2721	No
106	GOM_NL__2PRFIN20020907_053157_000000432009_00162_02721_2763.N1	07-SEP-2002 05:31:57	Dark	42.500	34	Gam2Vel	1.7930	23000.	85	2721	No
107	GOM_NL__2PRFIN20020907_053337_000000432009_00162_02721_2764.N1	07-SEP-2002 05:33:37	Dark	42.500	46	Del Vel	1.9540	10600.	85	2721	No
108	GOM_NL__2PRFIN20020907_053539_000000422009_00162_02721_2765.N1	07-SEP-2002 05:35:39	Dark	42.000	2	Alp Car	-0.73600	7000.0	84	2721	No
109	GOM_NL__2PRFIN20020907_054538_000000382009_00163_02722_2740.N1	07-SEP-2002 05:45:38	Dark	37.500	135	Bet Hyi	2.8200	5800.0	75	2722	No
110	GOM_NL__2PRFIN20020907_054724_000000462009_00163_02722_2741.N1	07-SEP-2002 05:47:24	Dark	45.500	9	Alp Eri	0.45300	24000.	91	2722	No
111	GOM_NL__2PRFIN20020907_055113_000000402009_00163_02722_2742.N1	07-SEP-2002 05:51:13	Straylight	39.500	148	Alp Tuc	2.8780	4100.0	79	2722	No
112	GOM_NL__2PRFIN20020907_055317_000000542009_00163_02722_2743.N1	07-SEP-2002 05:53:17	Straylight	53.500	84	Alp Phe	2.3970	4500.0	107	2722	No
113	GOM_NL__2PRFIN20020907_055455_000000432009_00163_02722_2744.N1	07-SEP-2002 05:54:55	Straylight	43.000	31	Alp Gru	1.7340	15200.	86	2722	No
114	GOM_NL__2PRFIN20020907_055743_000000412009_00163_02722_2745.N1	07-SEP-2002 05:57:43	Straylight	40.500	172	Gam Gru	3.0030	13100.	81	2722	No
115	GOM_NL__2PRFIN20020907_055901_000000492009_00163_02722_2746.N1	07-SEP-2002 05:59:01	Straylight	49.000	18	24Alp PsA	1.1660	9700.0	98	2722	No
116	GOM_NL__2PRFIN20020907_060341_000000422009_00163_02722_2747.N1	07-SEP-2002 06:03:41	Bright	41.500	142	49Del Cap	2.8500	8900.0	83	2722	No
117	GOM_NL__2PRFIN20020907_060646_000000392009_00163_02722_2748.N1	07-SEP-2002 06:06:46	Bright	39.000	154	22Bet Aqr	2.8990	5700.0	78	2722	No
118	GOM_NL__2PRFIN20020907_060805_000000412009_00163_02722_2749.N1	07-SEP-2002 06:08:05	Bright	40.500	162	34Alp Aqr	2.9440	5350.0	81	2722	No
119	GOM_NL__2PRFIN20020907_061105_000000392009_00163_02722_2750.N1	07-SEP-2002 06:11:05	Bright	39.000	61	8Eps Peg	2.1000	3900.0	78	2722	No
120	GOM_NL__2PRFIN20020907_061321_000000462009_00163_02722_2751.N1	07-SEP-2002 06:13:21	Bright	45.500	90	54Alp Peg	2.4870	11000.	91	2722	No
121	GOM_NL__2PRFIN20020907_061602_000000612009_00163_02722_2752.N1	07-SEP-2002 06:16:02	Bright	61.000	140	88Gam Peg	2.8340	26000.	122	2722	No
122	GOM_NL__2PRFIN20020907_062114_000000402009_00163_02722_2753.N1	07-SEP-2002 06:21:14	Bright	40.000	19	50Alp Cyg	1.2460	10500.	80	2722	No
123	GOM_NL__2PRFIN20020907_062559_000000382009_00163_02722_2754.N1	07-SEP-2002 06:25:59	Bright	38.000	89	5Alp Cep	2.4510	8000.0	76	2722	No
124	GOM_NL__2PRFIN20020907_062758_000000482009_00163_02722_2755.N1	07-SEP-2002 06:27:58	Bright	48.000	74	11Bet Cas	2.2680	6600.0	96	2722	No
125	GOM_NL__2PRFIN20020907_063002_000000462009_00163_02722_2756.N1	07-SEP-2002 06:30:02	Bright	45.500	76	27Gam Cas	2.3000	30000.	91	2722	No
126	GOM_NL__2PRFIN20020907_063358_000000862009_00163_02722_2757.N1	07-SEP-2002 06:33:58	Bright	85.500	73	57Gam1And	2.2600	13100.	171	2722	No
127	GOM_NL__2PRFIN20020907_063654_000000622009_00163_02722_2758.N1	07-SEP-2002 06:36:54	Bright	61.500	160	23Gam Per	2.9300	4700.0	123	2722	No
128	GOM_NL__2PRFIN20020907_063903_000000682009_00163_02722_2759.N1	07-SEP-2002 06:39:03	Bright	67.500	35	33Alp Per	1.7950	6250.0	135	2722	No
129	GOM_NL__2PRFIN20020907_064133_000001102009_00163_02722_2760.N1	07-SEP-2002 06:41:33	Bright	109.50	79	26Bet Per	2.3100	13100.	219	2722	No
130	GOM_NL__2PRFIN20020907_064550_000000952009_00163_02722_2761.N1	07-SEP-2002 06:45:50	Bright	94.500	149	45Eps Per	2.8880	30000.	189	2722	No
131	GOM_NL__2PRFIN20020907_065053_000000432009_00163_02722_2762.N1	07-SEP-2002 06:50:53	Bright	43.000	24	66Alp Gem	1.5800	10200.	86	2722	No
132	GOM_NL__2PRFIN20020907_065347_000000852009_00163_02722_2763.N1	07-SEP-2002 06:53:47	Tw_i_and_stray	85.000	28	12Bet Tau	1.6500	15200.	170	2722	No
133	GOM_NL__2PRFIN20020907_065659_000000572009_00163_02722_2764.N1	07-SEP-2002 06:56:59	Tw_i_and_stray	57.000	44	24Gam Gem	1.9280	11000.	114	2722	No
134	GOM_NL__2PRFIN20020907_065852_000000512009_00163_02722_2765.N1	07-SEP-2002 06:58:52	Twilight	50.500	8	10Alp CMi	0.40000	6500.0	101	2722	No
135	GOM_NL__2PRFIN20020907_070222_000000792009_00163_02722_2766.N1	07-SEP-2002 07:02:22	Dark	79.000	14	58Alp Ori	0.87000	3000.0	158	2722	No
136	GOM_NL__2PRFIN20020907_070703_000000572009_00163_02722_2767.N1	07-SEP-2002 07:07:03	Dark	56.500	1	9Alp CMa	-1.4400	11000.	113	2722	No
137	GOM_NL__2PRFIN20020907_070830_000000572009_00163_02722_2768.N1	07-SEP-2002 07:08:30	Dark	57.000	47	2Bet CMa	1.9760	28000.	114	2722	No
138	GOM_NL__2PRFIN20020907_071042_000000422009_00163_02722_2769.N1	07-SEP-2002 07:10:42	Dark	41.500	70	Zet Pup	2.2460	39000.	83	2722	No
139	GOM_NL__2PRFIN20020907_071233_000000422009_00163_02722_2770.N1	07-SEP-2002 07:12:33	Dark	41.500	34	Gam2Vel	1.7930	23000.	83	2722	No
140	GOM_NL__2PRFIN20020907_071414_000000422009_00163_02722_2771.N1	07-SEP-2002 07:14:14	Dark	41.500	46	Del Vel	1.9540	10600.	83	2722	No
141	GOM_NL__2PRFIN20020907_071616_000000482009_00163_02722_2772.N1	07-SEP-2002 07:16:16	Dark	47.500	2	Alp Car	-0.73600	7000.0	95	2722	No
142	GOM_NL__2PRFIN20020907_072614_000000392009_00164_02723_2736.N1	07-SEP-2002 07:26:14	Dark	38.500	135	Bet Hyi	2.8200	5800.0	77	2723	No
143	GOM_NL__2PRFIN20020907_072801_000000472009_00164_02723_2737.N1	07-SEP-2002 07:28:01	Dark	46.500	9	Alp Eri	0.45300	24000.	93	2723	No
144	GOM_NL__2PRFIN20020907_073149_000000442009_00164_02723_2738.N1	07-SEP-2002 07:31:49	Straylight	43.500	148	Alp Tuc	2.8780	4100.0	87	2723	No
145	GOM_NL__2PRFIN20020907_073352_000000552009_00164_02723_2739.N1	07-SEP-2002 07:33:52	Straylight	54.500	84	Alp Phe	2.3970	4500.0	109	2723	No
146	GOM_NL__2PRFIN20020907_073531_000000432009_00164_02723_2740.N1	07-SEP-2002 07:35:31	Straylight	42.500	31	Alp Gru	1.7340	15200.	85	2723	No
147	GOM_NL__2PRFIN20020907_073819_000000392009_00164_02723_2741.N1	07-SEP-2002 07:38:19	Straylight	38.500	172	Gam Gru	3.0030	13100.	77	2723	No
148	GOM_NL__2PRFIN20020907_073936_000000502009_00164_02723_2742.N1	07-SEP-2002 07:39:36	Straylight	50.000	18	24Alp PsA	1.1660	9700.0	100	2723	No
149	GOM_NL__2PRFIN20020907_074416_000000422009_00164_02723_2743.N1	07-SEP-2002 07:44:16	Bright	41.500	142	49Del Cap	2.8500	8900.0	83	2723	No
150	GOM_NL__2PRFIN20020907_074722_000000402009_00164_02723_2744.N1	07-SEP-2002 07:47:22	Bright	39.500	154	22Bet Aqr	2.8990	5700.0	79	2723	No
151	GOM_NL__2PRFIN20020907_074841_000000412009_00164_02723_2745.N1	07-SEP-2002 07:48:41	Bright	41.000	162	34Alp Aqr	2.9440	5350.0	82	2723	No
152	GOM_NL__2PRFIN20020907_075140_000000392009_00164_02723_2746.N1	07-SEP-2002 07:51:40	Bright	39.000	61	8Eps Peg	2.1000	3900.0	78	2723	No
153	GOM_NL__2PRFIN20020907_075356_000000462009_00164_02723_2747.N1	07-SEP-2002 07:53:56	Bright	45.500	90	54Alp Peg	2.4870	11000.	91	2723	No
154	GOM_NL__2PRFIN20020907_075637_000000632009_00164_02723_2748.N1	07-SEP-2002 07:56:37	Bright	62.500	140	88Gam Peg	2.8340	26000.	125	2723	No
155	GOM_NL__2PRFIN20020907_080151_000000412009_00164_02723_2749.N1	07-SEP-2002 08:01:51	Bright	40.500	19	50Alp Cyg	1.2460	10500.	81	2723	No
156	GOM_NL__2PRFIN20020907_080635_000000382009_00164_02723_2750.N1	07-SEP-2002 08:06:35	Bright	38.000	89	5Alp Cep	2.4510	8000.0	76	2723	No
157	GOM_NL__2PRFIN20020907_080836_000000462009_00164_02723_2751.N1	07-SEP-2002 08:08:36	Bright	46.000	74	11Bet Cas	2.2680	6600.0	92	2723	No
158	GOM_NL__2PRFIN20020907_081038_000000462009_00164_02723_2752.N1	07-SEP-2002 08:10:38	Bright	46.000	76	27Gam Cas	2.3000	30000.	92	2723	No
159	GOM_NL__2PRFIN20020907_081432_000000852009_00164_02723_2753.N1	07-SEP-2002 08:14:32	Bright	84.500	73	57Gam1And	2.2600	13100.	169	2723	No
160	GOM_NL__2PRFIN20020907_081729_000000572009_00164_02723_2754.N1	07-SEP-2002 08:17:29	Bright	57.000	160	23Gam Per	2.9300	4700.0	114	2723	No



161	GOM_NL__2PRFIN20020907_081938_000000682009_00164_02723_2755.N1	07-SEP-2002 08:19:38	Bright	68.000	35	33Alp Per	1.7950	6250.0	136	2723	No
162	GOM_NL__2PRFIN20020907_082207_000001082009_00164_02723_2756.N1	07-SEP-2002 08:22:07	Bright	107.50	79	26Bet Per	2.3100	13100.	215	2723	No
163	GOM_NL__2PRFIN20020907_082625_000000942009_00164_02723_2757.N1	07-SEP-2002 08:26:25	Bright	94.000	149	45Eps Per	2.8880	30000.	188	2723	No
164	GOM_NL__2PRFIN20020907_083130_000000422009_00164_02723_2758.N1	07-SEP-2002 08:31:30	Bright	41.500	24	66Alp Gem	1.5800	10200.	83	2723	No
165	GOM_NL__2PRFIN20020907_083424_000000852009_00164_02723_2759.N1	07-SEP-2002 08:34:24	Twi_and_stray	85.000	28	12Bet Tau	1.6500	15200.	170	2723	No
166	GOM_NL__2PRFIN20020907_083736_000000542009_00164_02723_2760.N1	07-SEP-2002 08:37:36	Twi_and_stray	54.000	44	24Gam Gem	1.9280	11000.	108	2723	No
167	GOM_NL__2PRFIN20020907_083930_000000452009_00164_02723_2761.N1	07-SEP-2002 08:39:30	Twilight	45.000	8	10Alp CMi	0.40000	6500.0	90	2723	No
168	GOM_NL__2PRFIN20020907_084300_000000832009_00164_02723_2762.N1	07-SEP-2002 08:43:00	Dark	82.500	14	58Alp Ori	0.87000	3000.0	165	2723	No
169	GOM_NL__2PRFIN20020907_084739_000000612009_00164_02723_2763.N1	07-SEP-2002 08:47:39	Dark	60.500	1	9Alp CMa	-1.4400	11000.	121	2723	No
170	GOM_NL__2PRFIN20020907_084907_000000572009_00164_02723_2764.N1	07-SEP-2002 08:49:07	Dark	57.000	47	2Bet CMa	1.9760	28000.	114	2723	No
171	GOM_NL__2PRFIN20020907_085119_000000432009_00164_02723_2765.N1	07-SEP-2002 08:51:19	Dark	42.500	70	Zet Pup	2.2460	39000.	85	2723	No
172	GOM_NL__2PRFIN20020907_085309_000000402009_00164_02723_2766.N1	07-SEP-2002 08:53:09	Dark	40.000	34	Gam2Vel	1.7930	23000.	80	2723	No
173	GOM_NL__2PRFIN20020907_085449_000000422009_00164_02723_2767.N1	07-SEP-2002 08:54:49	Dark	42.000	46	Del Vel	1.9540	10600.	84	2723	No
174	GOM_NL__2PRFIN20020907_085653_000000502009_00164_02723_2768.N1	07-SEP-2002 08:56:53	Dark	49.500	2	Alp Car	-0.73600	7000.0	99	2723	No
175	GOM_NL__2PRFIN20020907_090650_000000382009_00165_02724_2756.N1	07-SEP-2002 09:06:50	Dark	38.000	135	Bet Hyi	2.8200	5800.0	76	2724	No
176	GOM_NL__2PRFIN20020907_090837_000000532009_00165_02724_2757.N1	07-SEP-2002 09:08:37	Dark	52.500	9	Alp Eri	0.45300	24000.	105	2724	No
177	GOM_NL__2PRFIN20020907_091225_000000402009_00165_02724_2758.N1	07-SEP-2002 09:12:25	Straylight	40.000	148	Alp Tuc	2.8780	4100.0	80	2724	No
178	GOM_NL__2PRFIN20020907_091430_000000572009_00165_02724_2759.N1	07-SEP-2002 09:14:30	Straylight	57.000	84	Alp Phe	2.3970	4500.0	114	2724	No
179	GOM_NL__2PRFIN20020907_091607_000000432009_00165_02724_2760.N1	07-SEP-2002 09:16:07	Straylight	43.000	31	Alp Gru	1.7340	15200.	86	2724	No
180	GOM_NL__2PRFIN20020907_091855_000000382009_00165_02724_2761.N1	07-SEP-2002 09:18:55	Straylight	37.500	172	Gam Gru	3.0030	13100.	75	2724	No
181	GOM_NL__2PRFIN20020907_092013_000000512009_00165_02724_2762.N1	07-SEP-2002 09:20:13	Straylight	50.500	18	24Alp PsA	1.1660	9700.0	101	2724	No
182	GOM_NL__2PRFIN20020907_092453_000000412009_00165_02724_2763.N1	07-SEP-2002 09:24:53	Bright	41.000	142	49Del Cap	2.8500	8900.0	82	2724	No
183	GOM_NL__2PRFIN20020907_092758_000000392009_00165_02724_2764.N1	07-SEP-2002 09:27:58	Bright	39.000	154	22Bet Aqr	2.8990	5700.0	78	2724	No
184	GOM_NL__2PRFIN20020907_092917_000000412009_00165_02724_2765.N1	07-SEP-2002 09:29:17	Bright	40.500	162	34Alp Aqr	2.9440	5350.0	81	2724	No
185	GOM_NL__2PRFIN20020907_093216_000000402009_00165_02724_2766.N1	07-SEP-2002 09:32:16	Bright	39.500	61	8Eps Peg	2.1000	3900.0	79	2724	No
186	GOM_NL__2PRFIN20020907_093431_000000472009_00165_02724_2767.N1	07-SEP-2002 09:34:31	Bright	46.500	90	54Alp Peg	2.4870	11000.	93	2724	No
187	GOM_NL__2PRFIN20020907_093712_000000642009_00165_02724_2768.N1	07-SEP-2002 09:37:12	Bright	63.500	140	88Gam Peg	2.8340	26000.	127	2724	No
188	GOM_NL__2PRFIN20020907_094227_000000402009_00165_02724_2769.N1	07-SEP-2002 09:42:27	Bright	40.000	19	50Alp Cyg	1.2460	10500.	80	2724	No
189	GOM_NL__2PRFIN20020907_094711_000000392009_00165_02724_2770.N1	07-SEP-2002 09:47:11	Bright	38.500	89	5Alp Cep	2.4510	8000.0	77	2724	No
190	GOM_NL__2PRFIN20020907_094911_000000462009_00165_02724_2771.N1	07-SEP-2002 09:49:11	Bright	45.500	74	11Bet Cas	2.2680	6600.0	91	2724	No
191	GOM_NL__2PRFIN20020907_095113_000000462009_00165_02724_2772.N1	07-SEP-2002 09:51:13	Bright	45.500	76	27Gam Cas	2.3000	30000.	91	2724	No
192	GOM_NL__2PRFIN20020907_095506_000000832009_00165_02724_2773.N1	07-SEP-2002 09:55:06	Bright	83.000	73	57Gam1And	2.2600	13100.	166	2724	No
193	GOM_NL__2PRFIN20020907_095804_000000602009_00165_02724_2774.N1	07-SEP-2002 09:58:04	Bright	59.500	160	23Gam Per	2.9300	4700.0	119	2724	No
194	GOM_NL__2PRFIN20020907_100013_000000712009_00165_02724_2775.N1	07-SEP-2002 10:00:13	Bright	70.500	35	33Alp Per	1.7950	6250.0	141	2724	No
195	GOM_NL__2PRFIN20020907_100242_000001082009_00165_02724_2776.N1	07-SEP-2002 10:02:42	Bright	108.00	79	26Bet Per	2.3100	13100.	216	2724	No
196	GOM_NL__2PRFIN20020907_100700_000000922009_00165_02724_2777.N1	07-SEP-2002 10:07:00	Bright	91.500	149	45Eps Per	2.8880	30000.	183	2724	No
197	GOM_NL__2PRFIN20020907_101206_000000422009_00165_02724_2778.N1	07-SEP-2002 10:12:06	Bright	42.000	24	66Alp Gem	1.5800	10200.	84	2724	No
198	GOM_NL__2PRFIN20020907_101501_000000762009_00165_02724_2779.N1	07-SEP-2002 10:15:01	Twi_and_stray	76.000	28	12Bet Tau	1.6500	15200.	152	2724	No
199	GOM_NL__2PRFIN20020907_101813_000000522009_00165_02724_2780.N1	07-SEP-2002 10:18:13	Twi_and_stray	51.500	44	24Gam Gem	1.9280	11000.	103	2724	No
200	GOM_NL__2PRFIN20020907_102007_000000432009_00165_02724_2781.N1	07-SEP-2002 10:20:07	Twilight	43.000	8	10Alp CMi	0.40000	6500.0	86	2724	No
201	GOM_NL__2PRFIN20020907_102337_000000822009_00165_02724_2782.N1	07-SEP-2002 10:23:37	Dark	81.500	14	58Alp Ori	0.87000	3000.0	163	2724	No
202	GOM_NL__2PRFIN20020907_102817_000000582009_00165_02724_2783.N1	07-SEP-2002 10:28:17	Dark	57.500	1	9Alp CMa	-1.4400	11000.	115	2724	No
203	GOM_NL__2PRFIN20020907_102946_000000562009_00165_02724_2784.N1	07-SEP-2002 10:29:46	Dark	56.000	47	2Bet CMa	1.9760	28000.	112	2724	No
204	GOM_NL__2PRFIN20020907_103155_000000412009_00165_02724_2785.N1	07-SEP-2002 10:31:55	Dark	40.500	70	Zet Pup	2.2460	39000.	81	2724	No
205	GOM_NL__2PRFIN20020907_103345_000000412009_00165_02724_2786.N1	07-SEP-2002 10:33:45	Dark	40.500	34	Gam2Vel	1.7930	23000.	81	2724	No
206	GOM_NL__2PRFIN20020907_103525_000000412009_00165_02724_2787.N1	07-SEP-2002 10:35:25	Dark	41.000	46	Del Vel	1.9540	10600.	82	2724	No
207	GOM_NL__2PRFIN20020907_103729_000000512009_00165_02724_2788.N1	07-SEP-2002 10:37:29	Dark	51.000	2	Alp Car	-0.73600	7000.0	102	2724	No
208	GOM_NL__2PRFIN20020907_191027_000000412009_00171_02730_2755.N1	07-SEP-2002 19:10:27	Dark	40.500	135	Bet Hyi	2.8200	5800.0	81	2730	No
209	GOM_NL__2PRFIN20020907_191216_000000552009_00171_02730_2756.N1	07-SEP-2002 19:12:16	Dark	54.500	9	Alp Eri	0.45300	24000.	109	2730	No
210	GOM_NL__2PRFIN20020907_191602_000000472009_00171_02730_2757.N1	07-SEP-2002 19:16:02	Straylight	47.000	148	Alp Tuc	2.8780	4100.0	94	2730	No
211	GOM_NL__2PRFIN20020907_191809_000000552009_00171_02730_2758.N1	07-SEP-2002 19:18:09	Straylight	54.500	84	Alp Phe	2.3970	4500.0	109	2730	No
212	GOM_NL__2PRFIN20020907_191943_000000422009_00171_02730_2759.N1	07-SEP-2002 19:19:43	Straylight	42.000	31	Alp Gru	1.7340	15200.	84	2730	No
213	GOM_NL__2PRFIN20020907_192232_000000402009_00171_02730_2760.N1	07-SEP-2002 19:22:32	Straylight	39.500	172	Gam Gru	3.0030	13100.	79	2730	No
214	GOM_NL__2PRFIN20020907_192350_000000462009_00171_02730_2761.N1	07-SEP-2002 19:23:50	Straylight	45.500	18	24Alp PsA	1.1660	9700.0	91	2730	No
215	GOM_NL__2PRFIN20020907_192828_000000442009_00171_02730_2762.N1	07-SEP-2002 19:28:28	Bright	43.500	142	49Del Cap	2.8500	8900.0	87	2730	No
216	GOM_NL__2PRFIN20020907_193135_000000392009_00171_02730_2763.N1	07-SEP-2002 19:31:35	Bright	38.500	154	22Bet Aqr	2.8990	5700.0	77	2730	No
217	GOM_NL__2PRFIN20020907_193253_000000402009_00171_02730_2764.N1	07-SEP-2002 19:32:53	Bright	40.000	162	34Alp Aqr	2.9440	5350.0	80	2730	No
218	GOM_NL__2PRFIN20020907_193552_000000392009_00171_02730_2765.N1	07-SEP-2002 19:35:52	Bright	38.500	61	8Eps Peg	2.1000	3900.0	77	2730	No
219	GOM_NL__2PRFIN20020907_193803_000000492009_00171_02730_2766.N1	07-SEP-2002 19:38:03	Bright	48.500	90	54Alp Peg	2.4870	11000.	97	2730	No

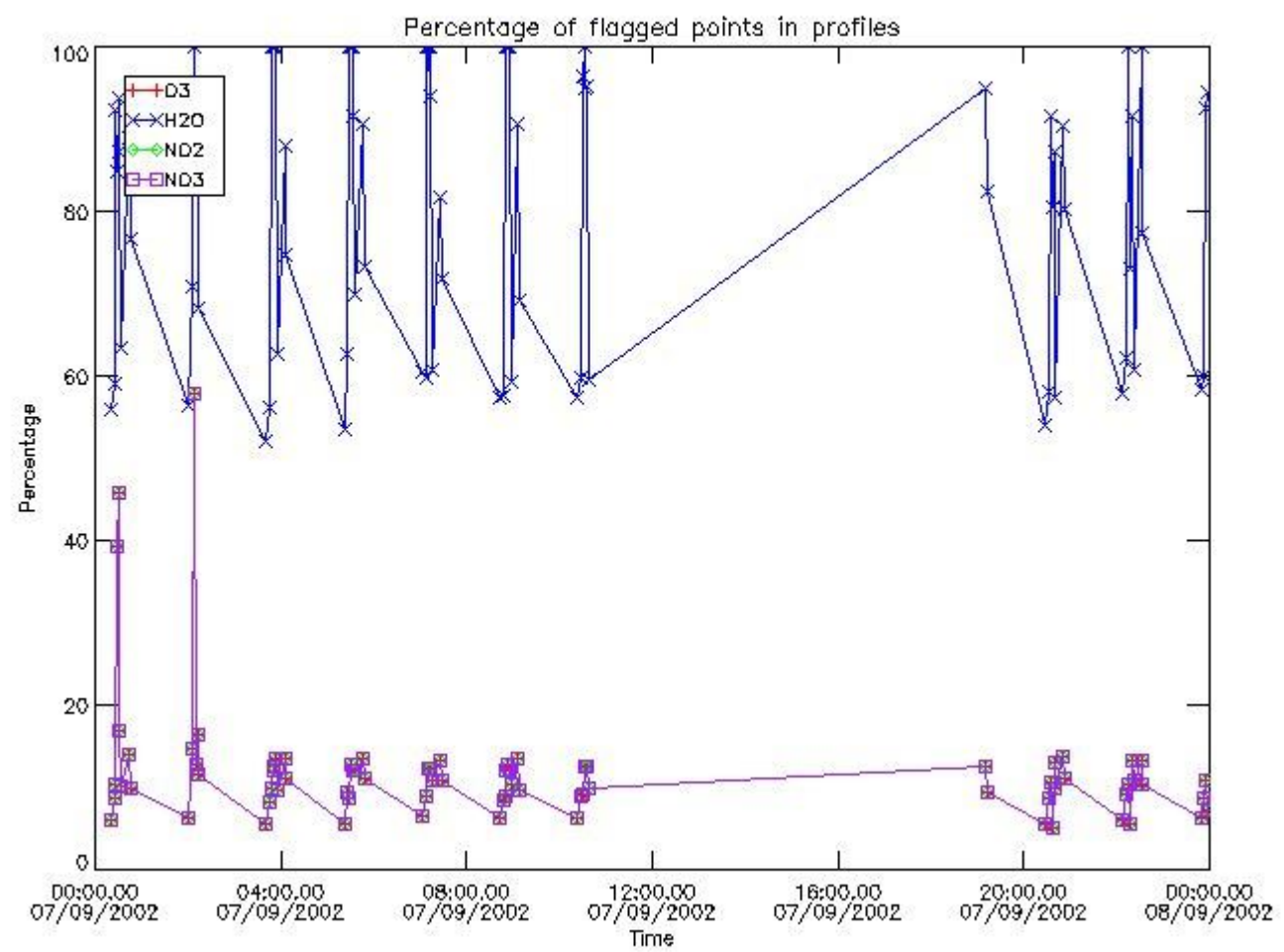
220	GOM_NL__2PRFIN20020907_194041_000000632009_00171_02730_2767.N1	07-SEP-2002 19:40:41	Bright	62.500	140	88Gam Peg	2.8340	26000.	125	2730	No
221	GOM_NL__2PRFIN20020907_194603_000000402009_00171_02730_2768.N1	07-SEP-2002 19:46:03	Bright	39.500	19	50Alp Cyg	1.2460	10500.	79	2730	No
222	GOM_NL__2PRFIN20020907_195047_000000382009_00171_02730_2769.N1	07-SEP-2002 19:50:47	Bright	38.000	89	5Alp Cep	2.4510	8000.0	76	2730	No
223	GOM_NL__2PRFIN20020907_195243_000000462009_00171_02730_2770.N1	07-SEP-2002 19:52:43	Bright	45.500	74	11Bet Cas	2.2680	6600.0	91	2730	No
224	GOM_NL__2PRFIN20020907_195444_000000432009_00171_02730_2771.N1	07-SEP-2002 19:54:44	Bright	42.500	76	27Gam Cas	2.3000	30000.	85	2730	No
225	GOM_NL__2PRFIN20020907_195830_000000852009_00171_02730_2772.N1	07-SEP-2002 19:58:30	Bright	85.000	73	57Gam1And	2.2600	13100.	170	2730	No
226	GOM_NL__2PRFIN20020907_200134_000000612009_00171_02730_2773.N1	07-SEP-2002 20:01:34	Bright	60.500	160	23Gam Per	2.9300	4700.0	121	2730	No
227	GOM_NL__2PRFIN20020907_200342_000000702009_00171_02730_2774.N1	07-SEP-2002 20:03:42	Bright	69.500	35	33Alp Per	1.7950	6250.0	139	2730	No
228	GOM_NL__2PRFIN20020907_200608_000001092009_00171_02730_2775.N1	07-SEP-2002 20:06:08	Bright	109.00	79	26Bet Per	2.3100	13100.	218	2730	No
229	GOM_NL__2PRFIN20020907_201031_000000942009_00171_02730_2776.N1	07-SEP-2002 20:10:31	Bright	94.000	149	45Eps Per	2.8880	30000.	188	2730	No
230	GOM_NL__2PRFIN20020907_201541_000000572009_00171_02730_2777.N1	07-SEP-2002 20:15:41	Bright	57.000	24	66Alp Gem	1.5800	10200.	114	2730	No
231	GOM_NL__2PRFIN20020907_201838_000000812009_00171_02730_2778.N1	07-SEP-2002 20:18:38	Twilight	80.500	28	12Bet Tau	1.6500	15200.	161	2730	No
232	GOM_NL__2PRFIN20020907_202152_000000612009_00171_02730_2779.N1	07-SEP-2002 20:21:52	Twilight	61.000	44	24Gam Gem	1.9280	11000.	122	2730	No
233	GOM_NL__2PRFIN20020907_202344_000000562009_00171_02730_2780.N1	07-SEP-2002 20:23:44	Twilight	56.000	8	10Alp CMi	0.40000	6500.0	112	2730	No
234	GOM_NL__2PRFIN20020907_202719_000000942009_00171_02730_2781.N1	07-SEP-2002 20:27:19	Dark	94.000	14	58Alp Ori	0.87000	3000.0	188	2730	No
235	GOM_NL__2PRFIN20020907_203156_000000592009_00171_02730_2782.N1	07-SEP-2002 20:31:56	Dark	59.000	1	9Alp CMa	-1.4400	11000.	118	2730	No
236	GOM_NL__2PRFIN20020907_203430_000000492009_00171_02730_2783.N1	07-SEP-2002 20:34:30	Dark	48.500	23	21Eps CMa	1.5020	26000.	97	2730	No
237	GOM_NL__2PRFIN20020907_203659_000001142009_00171_02730_2784.N1	07-SEP-2002 20:36:59	Dark	113.50	7	19Bet Ori	0.10000	14000.	227	2730	No
238	GOM_NL__2PRFIN20020907_203954_000000402009_00171_02730_2785.N1	07-SEP-2002 20:39:54	Dark	39.500	161	Tau Pup	2.9310	4500.0	79	2730	No
239	GOM_NL__2PRFIN20020907_204108_000000522009_00171_02730_2786.N1	07-SEP-2002 20:41:08	Dark	52.000	2	Alp Car	-0.73600	7000.0	104	2730	No
240	GOM_NL__2PRFIN20020907_205103_000000372009_00172_02731_2786.N1	07-SEP-2002 20:51:03	Dark	37.000	135	Bet Hyi	2.8200	5800.0	74	2731	No
241	GOM_NL__2PRFIN20020907_205252_000000462009_00172_02731_2787.N1	07-SEP-2002 20:52:52	Dark	46.000	9	Alp Eri	0.45300	24000.	92	2731	No
242	GOM_NL__2PRFIN20020907_205638_000000392009_00172_02731_2788.N1	07-SEP-2002 20:56:38	Straylight	38.500	148	Alp Tuc	2.8780	4100.0	77	2731	No
243	GOM_NL__2PRFIN20020907_205845_000000582009_00172_02731_2789.N1	07-SEP-2002 20:58:45	Straylight	57.500	84	Alp Phe	2.3970	4500.0	115	2731	No
244	GOM_NL__2PRFIN20020907_210020_000000412009_00172_02731_2790.N1	07-SEP-2002 21:00:20	Straylight	41.000	31	Alp Gru	1.7340	15200.	82	2731	No
245	GOM_NL__2PRFIN20020907_210308_000000392009_00172_02731_2791.N1	07-SEP-2002 21:03:08	Straylight	38.500	172	Gam Gru	3.0030	13100.	77	2731	No
246	GOM_NL__2PRFIN20020907_210426_000000492009_00172_02731_2792.N1	07-SEP-2002 21:04:26	Straylight	48.500	18	24Alp PsA	1.1660	9700.0	97	2731	No
247	GOM_NL__2PRFIN20020907_210905_000000422009_00172_02731_2793.N1	07-SEP-2002 21:09:05	Bright	42.000	142	49Del Cap	2.8500	8900.0	84	2731	No
248	GOM_NL__2PRFIN20020907_211211_000000392009_00172_02731_2794.N1	07-SEP-2002 21:12:11	Bright	39.000	154	22Bet Aqr	2.8990	5700.0	78	2731	No
249	GOM_NL__2PRFIN20020907_211329_000000412009_00172_02731_2795.N1	07-SEP-2002 21:13:29	Bright	41.000	162	34Alp Aqr	2.9440	5350.0	82	2731	No
250	GOM_NL__2PRFIN20020907_211628_000000382009_00172_02731_2796.N1	07-SEP-2002 21:16:28	Bright	38.000	61	8Eps Peg	2.1000	3900.0	76	2731	No
251	GOM_NL__2PRFIN20020907_211841_000000452009_00172_02731_2797.N1	07-SEP-2002 21:18:41	Bright	45.000	90	54Alp Peg	2.4870	11000.	90	2731	No
252	GOM_NL__2PRFIN20020907_212116_000000612009_00172_02731_2798.N1	07-SEP-2002 21:21:16	Bright	60.500	140	88Gam Peg	2.8340	26000.	121	2731	No
253	GOM_NL__2PRFIN20020907_212639_000000392009_00172_02731_2799.N1	07-SEP-2002 21:26:39	Bright	38.500	19	50Alp Cyg	1.2460	10500.	77	2731	No
254	GOM_NL__2PRFIN20020907_213122_000000392009_00172_02731_2800.N1	07-SEP-2002 21:31:22	Bright	38.500	89	5Alp Cep	2.4510	8000.0	77	2731	No
255	GOM_NL__2PRFIN20020907_213318_000000462009_00172_02731_2801.N1	07-SEP-2002 21:33:18	Bright	45.500	74	11Bet Cas	2.2680	6600.0	91	2731	No
256	GOM_NL__2PRFIN20020907_213519_000000472009_00172_02731_2802.N1	07-SEP-2002 21:35:19	Bright	47.000	76	27Gam Cas	2.3000	30000.	94	2731	No
257	GOM_NL__2PRFIN20020907_213905_000000852009_00172_02731_2803.N1	07-SEP-2002 21:39:05	Bright	85.000	73	57Gam1And	2.2600	13100.	170	2731	No
258	GOM_NL__2PRFIN20020907_214208_000000602009_00172_02731_2804.N1	07-SEP-2002 21:42:08	Bright	60.000	160	23Gam Per	2.9300	4700.0	120	2731	No
259	GOM_NL__2PRFIN20020907_214416_000000692009_00172_02731_2805.N1	07-SEP-2002 21:44:16	Bright	69.000	35	33Alp Per	1.7950	6250.0	138	2731	No
260	GOM_NL__2PRFIN20020907_214642_000001062009_00172_02731_2806.N1	07-SEP-2002 21:46:42	Bright	106.00	79	26Bet Per	2.3100	13100.	212	2731	No
261	GOM_NL__2PRFIN20020907_215106_000000932009_00172_02731_2807.N1	07-SEP-2002 21:51:06	Bright	92.500	149	45Eps Per	2.8880	30000.	185	2731	No
262	GOM_NL__2PRFIN20020907_215618_000000432009_00172_02731_2808.N1	07-SEP-2002 21:56:18	Bright	42.500	24	66Alp Gem	1.5800	10200.	85	2731	No
263	GOM_NL__2PRFIN20020907_215914_000000882009_00172_02731_2809.N1	07-SEP-2002 21:59:14	Twilight	88.000	28	12Bet Tau	1.6500	15200.	176	2731	No
264	GOM_NL__2PRFIN20020907_220228_000000602009_00172_02731_2810.N1	07-SEP-2002 22:02:28	Twilight	60.000	44	24Gam Gem	1.9280	11000.	120	2731	No
265	GOM_NL__2PRFIN20020907_220420_000000552009_00172_02731_2811.N1	07-SEP-2002 22:04:20	Twilight	55.000	8	10Alp CMi	0.40000	6500.0	110	2731	No
266	GOM_NL__2PRFIN20020907_220756_000000942009_00172_02731_2812.N1	07-SEP-2002 22:07:56	Dark	94.000	14	58Alp Ori	0.87000	3000.0	188	2731	No
267	GOM_NL__2PRFIN20020907_221233_000000562009_00172_02731_2813.N1	07-SEP-2002 22:12:33	Dark	56.000	1	9Alp CMa	-1.4400	11000.	112	2731	No
268	GOM_NL__2PRFIN20020907_221508_000000492009_00172_02731_2814.N1	07-SEP-2002 22:15:08	Dark	49.000	23	21Eps CMa	1.5020	26000.	98	2731	No
269	GOM_NL__2PRFIN20020907_221737_000001102009_00172_02731_2815.N1	07-SEP-2002 22:17:37	Dark	109.50	7	19Bet Ori	0.10000	14000.	219	2731	No
270	GOM_NL__2PRFIN20020907_222030_000000432009_00172_02731_2816.N1	07-SEP-2002 22:20:30	Dark	42.500	161	Tau Pup	2.9310	4500.0	85	2731	No
271	GOM_NL__2PRFIN20020907_222144_000000482009_00172_02731_2817.N1	07-SEP-2002 22:21:44	Dark	47.500	2	Alp Car	-0.73600	7000.0	95	2731	No
272	GOM_NL__2PRFIN20020907_223139_000000392009_00173_02732_2752.N1	07-SEP-2002 22:31:39	Dark	38.500	135	Bet Hyi	2.8200	5800.0	77	2732	No
273	GOM_NL__2PRFIN20020907_223329_000000492009_00173_02732_2753.N1	07-SEP-2002 22:33:29	Dark	49.000	9	Alp Eri	0.45300	24000.	98	2732	No
274	GOM_NL__2PRFIN20020907_223715_000000402009_00173_02732_2754.N1	07-SEP-2002 22:37:15	Straylight	39.500	148	Alp Tuc	2.8780	4100.0	79	2732	No
275	GOM_NL__2PRFIN20020907_224056_000000402009_00173_02732_2756.N1	07-SEP-2002 22:40:56	Straylight	40.000	31	Alp Gru	1.7340	15200.	80	2732	No
276	GOM_NL__2PRFIN20020907_224344_000000402009_00173_02732_2757.N1	07-SEP-2002 22:43:44	Straylight	39.500	172	Gam Gru	3.0030	13100.	79	2732	No
277	GOM_NL__2PRFIN20020907_224941_000000412009_00173_02732_2759.N1	07-SEP-2002 22:49:41	Bright	40.500	142	49Del Cap	2.8500	8900.0	81	2732	No
278	GOM_NL__2PRFIN20020907_225247_000000382009_00173_02732_2760.N1	07-SEP-2002 22:52:47	Bright	37.500	154	22Bet Aqr	2.8990	5700.0	75	2732	No

279	GOM_NL__2PRFIN20020907_225405_000000402009_00173_02732_2761.N1	07-SEP-2002 22:54:05	Bright	40.000	162	34Alp Aqr	2.9440	5350.0	80	2732	No
280	GOM_NL__2PRFIN20020907_225704_000000402009_00173_02732_2762.N1	07-SEP-2002 22:57:04	Bright	39.500	61	8Eps Peg	2.1000	3900.0	79	2732	No
281	GOM_NL__2PRFIN20020907_225915_000000482009_00173_02732_2763.N1	07-SEP-2002 22:59:15	Bright	48.000	90	54Alp Peg	2.4870	11000.	96	2732	No
282	GOM_NL__2PRFIN20020907_230151_000000612009_00173_02732_2764.N1	07-SEP-2002 23:01:51	Bright	61.000	140	88Gam Peg	2.8340	26000.	122	2732	No
283	GOM_NL__2PRFIN20020907_230715_000000362009_00173_02732_2765.N1	07-SEP-2002 23:07:15	Bright	36.000	19	50Alp Cyg	1.2460	10500.	72	2732	No
284	GOM_NL__2PRFIN20020907_231158_000000392009_00173_02732_2766.N1	07-SEP-2002 23:11:58	Bright	38.500	89	5Alp Cep	2.4510	8000.0	77	2732	No
285	GOM_NL__2PRFIN20020907_231354_000000462009_00173_02732_2767.N1	07-SEP-2002 23:13:54	Bright	45.500	74	11Bet Cas	2.2680	6600.0	91	2732	No
286	GOM_NL__2PRFIN20020907_231554_000000472009_00173_02732_2768.N1	07-SEP-2002 23:15:54	Bright	47.000	76	27Gam Cas	2.3000	30000.	94	2732	No
287	GOM_NL__2PRFIN20020907_231939_000000842009_00173_02732_2769.N1	07-SEP-2002 23:19:39	Bright	83.500	73	57Gam1And	2.2600	13100.	167	2732	No
288	GOM_NL__2PRFIN20020907_232244_000000592009_00173_02732_2770.N1	07-SEP-2002 23:22:44	Bright	59.000	160	23Gam Per	2.9300	4700.0	118	2732	No
289	GOM_NL__2PRFIN20020907_232452_000000682009_00173_02732_2771.N1	07-SEP-2002 23:24:52	Bright	68.000	35	33Alp Per	1.7950	6250.0	136	2732	No
290	GOM_NL__2PRFIN20020907_232716_000001052009_00173_02732_2772.N1	07-SEP-2002 23:27:16	Bright	105.00	79	26Bet Per	2.3100	13100.	210	2732	No
291	GOM_NL__2PRFIN20020907_233141_000000962009_00173_02732_2773.N1	07-SEP-2002 23:31:41	Bright	95.500	149	45Eps Per	2.8880	30000.	191	2732	No
292	GOM_NL__2PRFIN20020907_233653_000000432009_00173_02732_2774.N1	07-SEP-2002 23:36:53	Bright	43.000	24	66Alp Gem	1.5800	10200.	86	2732	No
293	GOM_NL__2PRFIN20020907_233951_000000842009_00173_02732_2775.N1	07-SEP-2002 23:39:51	Twilight	83.500	28	12Bet Tau	1.6500	15200.	167	2732	No
294	GOM_NL__2PRFIN20020907_234304_000000542009_00173_02732_2776.N1	07-SEP-2002 23:43:04	Twilight	54.000	44	24Gam Gem	1.9280	11000.	108	2732	No
295	GOM_NL__2PRFIN20020907_234457_000000542009_00173_02732_2777.N1	07-SEP-2002 23:44:57	Twilight	54.000	8	10Alp CMi	0.40000	6500.0	108	2732	No
296	GOM_NL__2PRFIN20020907_234833_000000812009_00173_02732_2778.N1	07-SEP-2002 23:48:33	Dark	81.000	14	58Alp Ori	0.87000	3000.0	162	2732	No
297	GOM_NL__2PRFIN20020907_235310_000000642009_00173_02732_2779.N1	07-SEP-2002 23:53:10	Dark	64.000	1	9Alp CMa	-1.4400	11000.	128	2732	No
298	GOM_NL__2PRFIN20020907_235545_000000482009_00173_02732_2780.N1	07-SEP-2002 23:55:45	Dark	47.500	23	21Eps CMa	1.5020	26000.	95	2732	No
299	GOM_NL__2PRFIN20020907_235815_000000922009_00173_02732_2781.N1	07-SEP-2002 23:58:15	Dark	92.000	7	19Bet Ori	0.10000	14000.	184	2732	No

### 3. Quality information per product

In this section it is plotted some information contained in the Quality Summary data set of the level 2 products. Only products in dark limb conditions and without errors (error flag in the MPH set to "0") are used.

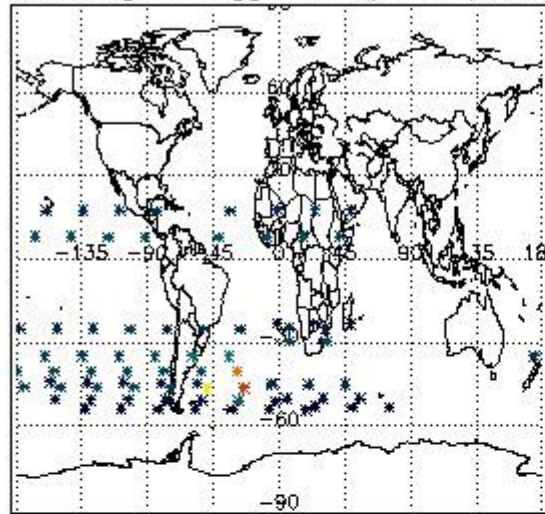
#### 3.1 Plot quality information per product (time dependant)



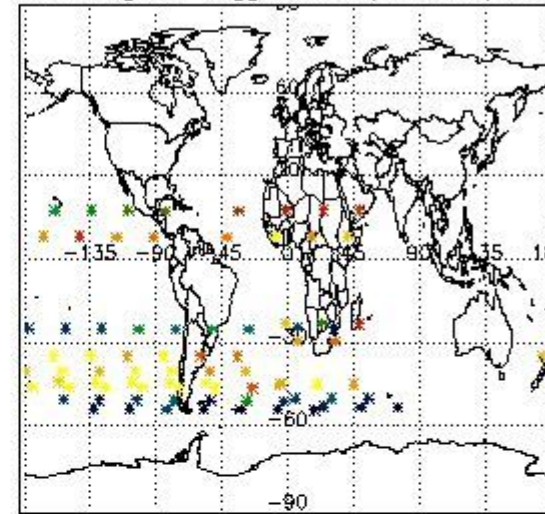
3.2 Plot quality information per product (world map)



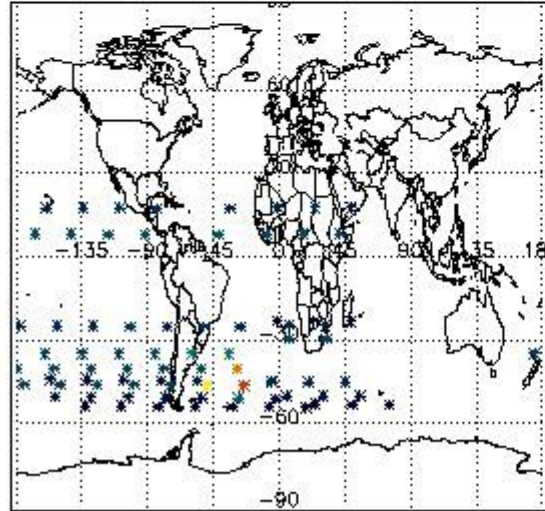
Percentage of flagged data per O3 profile



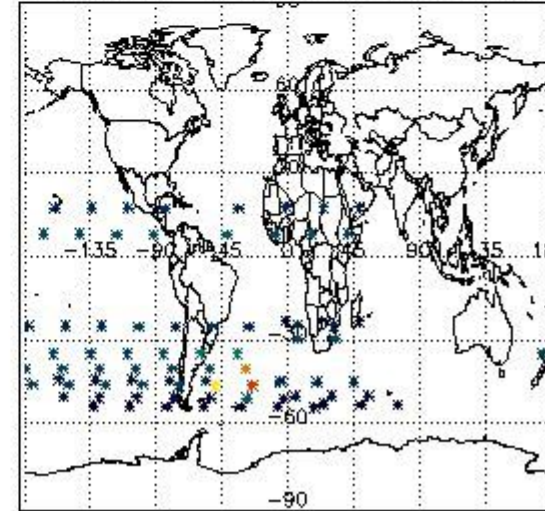
Percentage of flagged data per H2O profile



Percentage of flagged data per NO2 profile



Percentage of flagged data per NO3 profile

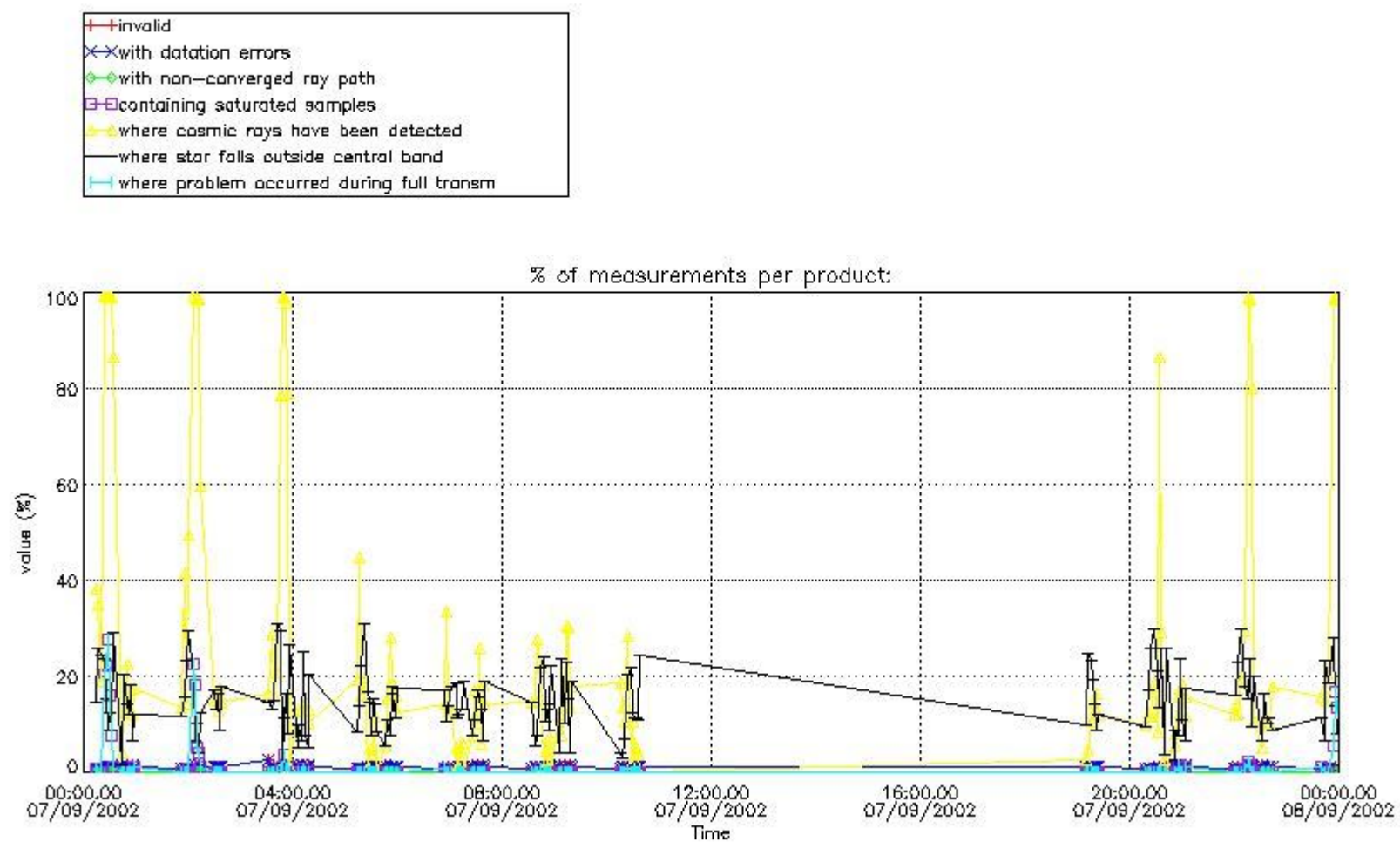


#### 4. Level 1 quality information per product

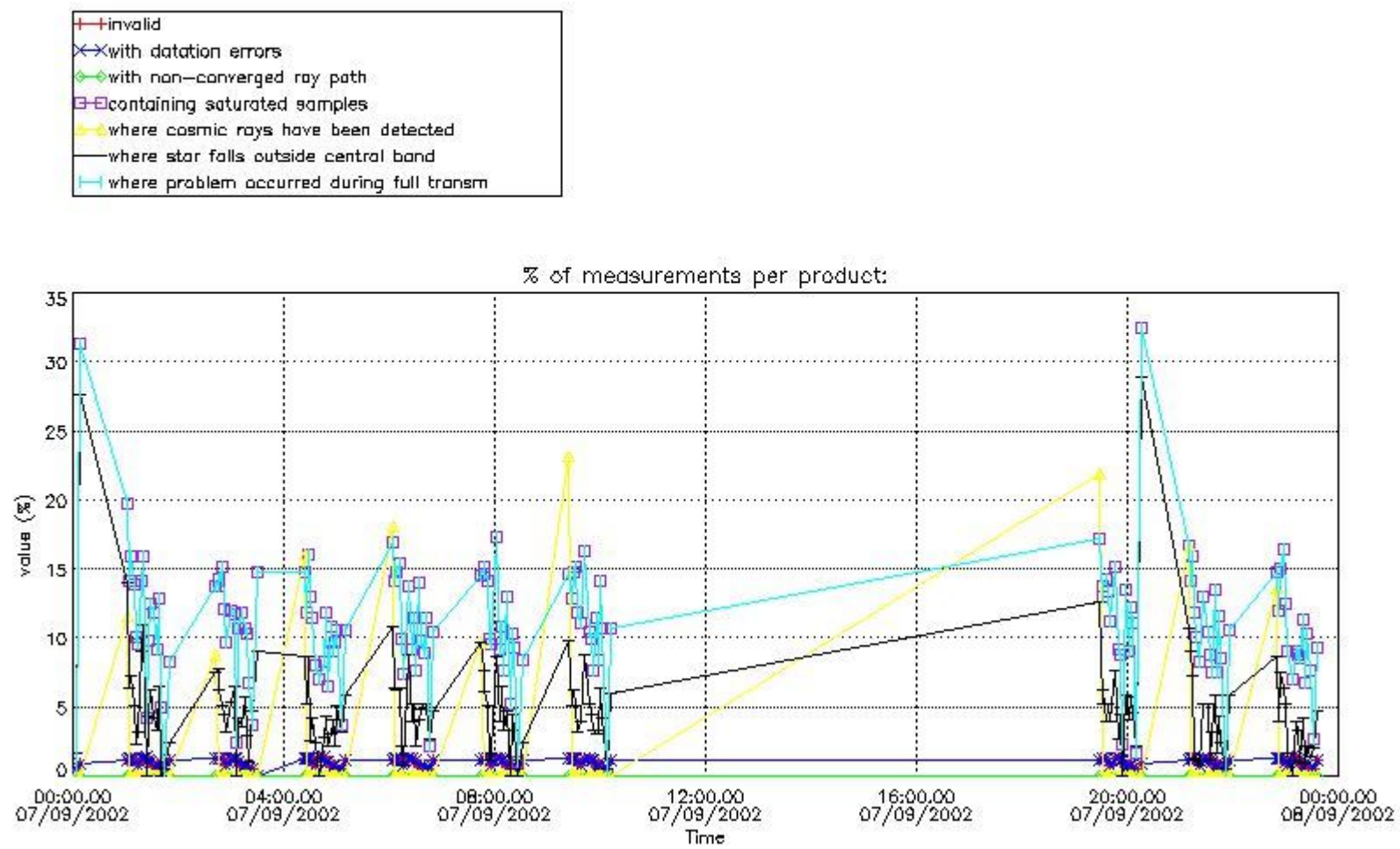
In this section it is plotted some information contained in the Quality Summary data set of the level 2 products that comes from the level 1b processing. Products without errors (error flag in the MPH set to "0") are used.

##### 4.1 Plot quality information per product (time dependant) coming from level 1b processing

###### 4.1.1 Plot level 1 quality information per product (time dependant): ENVISAT ASCENDING passes



4.1.2 Plot level 1 quality information per product (time dependant): ENVI SAT DESCENDING passes

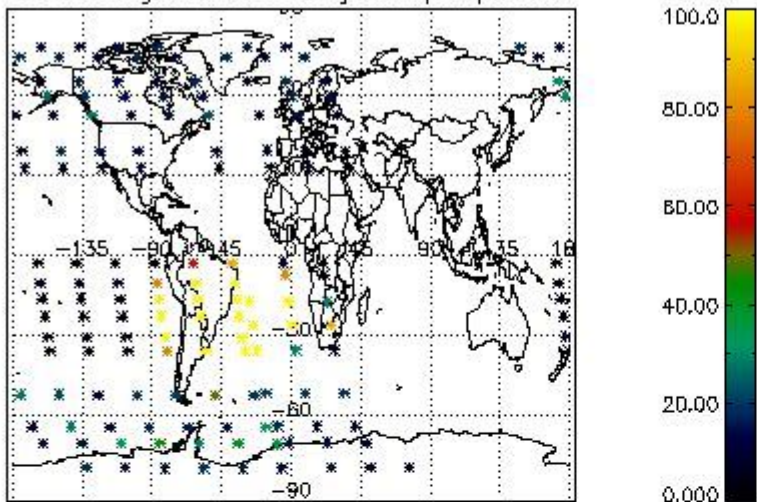


4.2 Plot quality information per product coming from level 1b processing (world map)

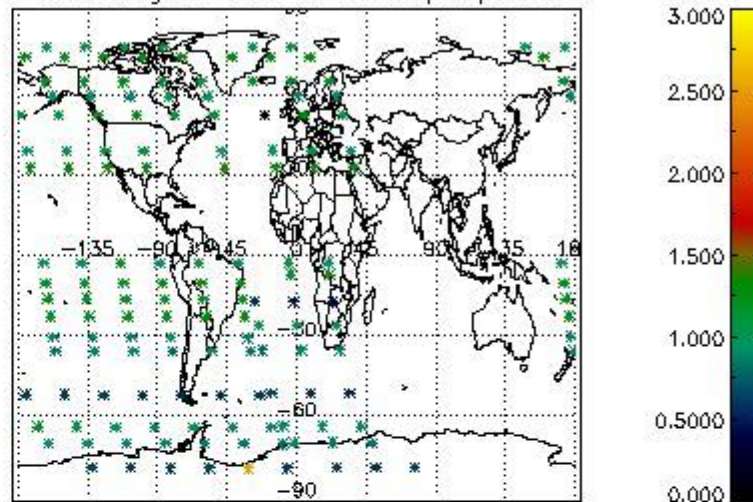
4.2.1 Plot level 1 quality information per product (world map): ENVISAT ASCENDING passes



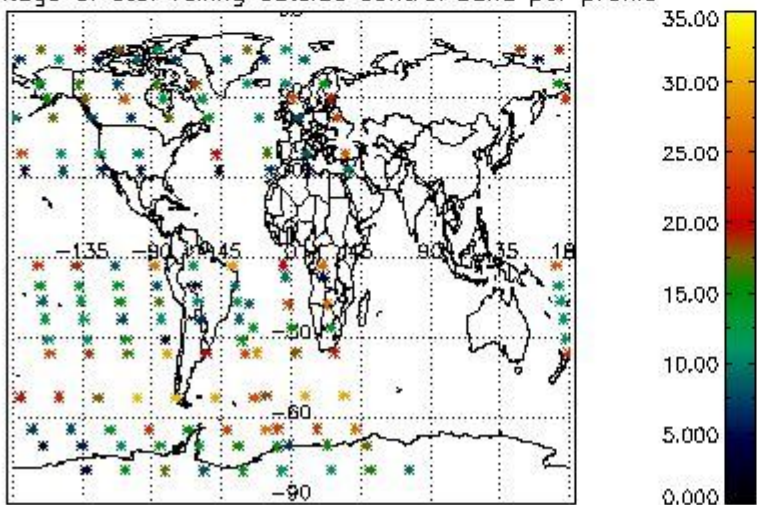
Percentage of cosmic ray hits per profile



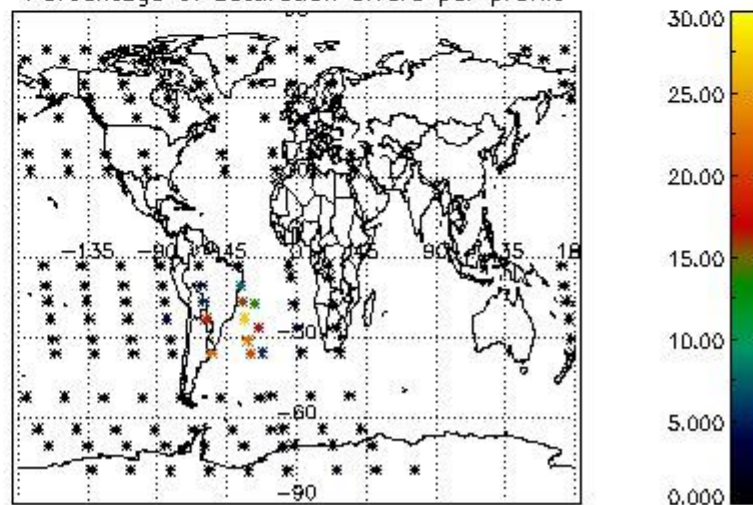
Percentage of datation errors per profile



Percentage of star falling outside central band per profile

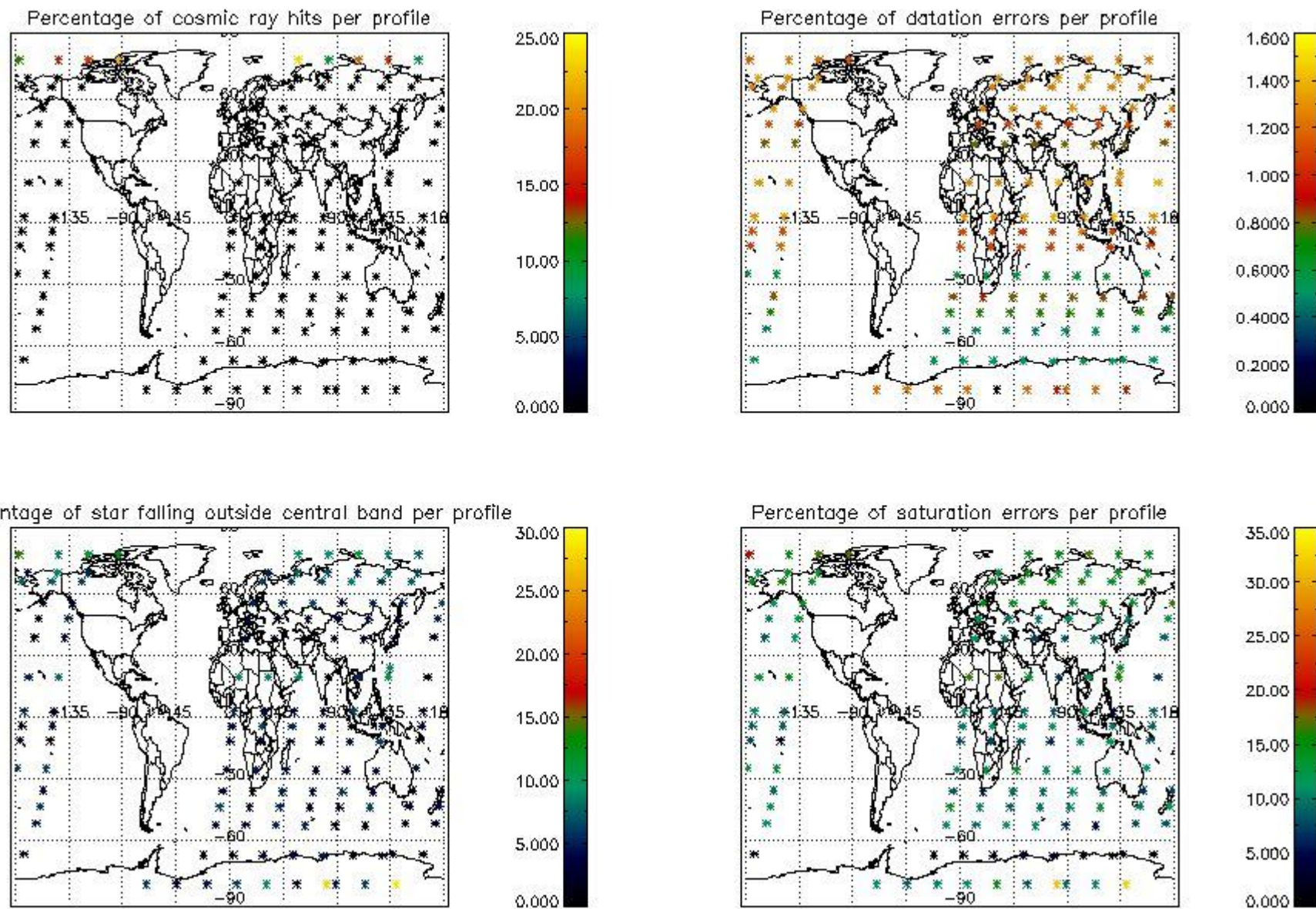


Percentage of saturation errors per profile



4.2.2 Plot level 1 quality information per product (world map): ENVISAT DESCENDING passes





## 5. Trace gas profiles

### 5.1 Ozone statistics based on quality of products

The final quality of the products can be "measured" using the STD (Standard Deviation) attached to every point profile. This information is written to the parameter GOM\_NL\_\_2P/NL\_LOCAL\_SPECIES\_DENSITY/o3\_std of the level 2 products. The table below shows the statistics for given STD ranges.

The statistics are given with respect to the overall valid production:

- Products without fatal errors: GOM\_NL\_\_2P/MPH/PRODUCT\_ERR=0
- Valid point profile: GOM\_NL\_\_2P/NL\_LOCAL\_SPECIES\_DENSITY/pcd(0)=0

The 'Criteria' is applied to valid points of dark limb products:

- Products in dark limb illumination condition: GOM\_NL\_\_2P/NL\_SUMMARY\_QUALITY/obs\_ill\_cond=0
- Products without fatal errors: GOM\_NL\_\_2P/MPH/PRODUCT\_ERR=0
- Valid point profile: GOM\_NL\_\_2P/NL\_LOCAL\_SPECIES\_DENSITY/pcd(0)=0

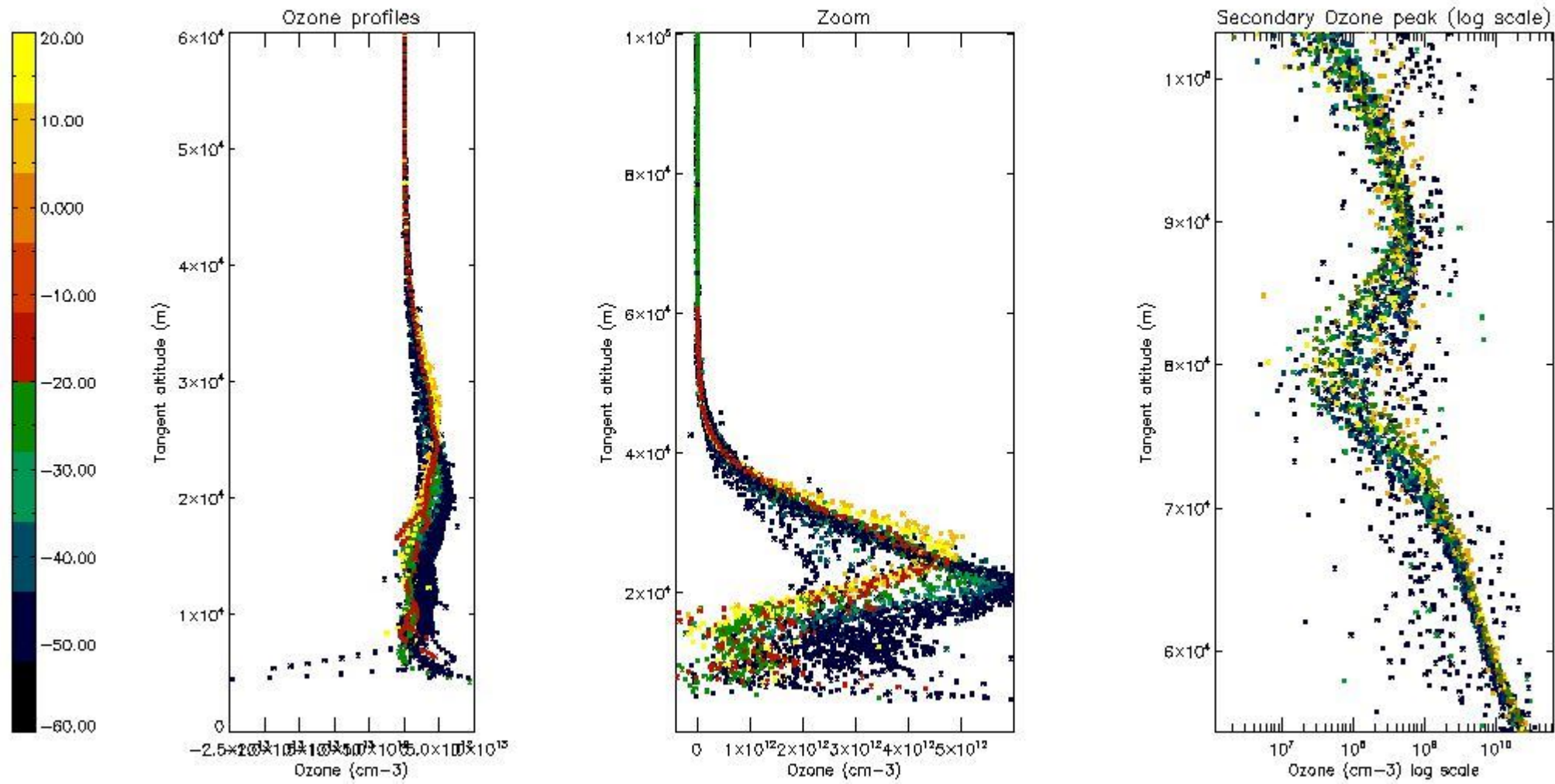
So, the table below shows the percentage of dark limb and valid observations for each criteria with respect to the overall valid daily observations.

Criteria	% of total production
All STD	27
STD < 20	18

STD < 10	15
STD < 5	12

5.2 Plot ozone profiles for all STD (dark without errors)

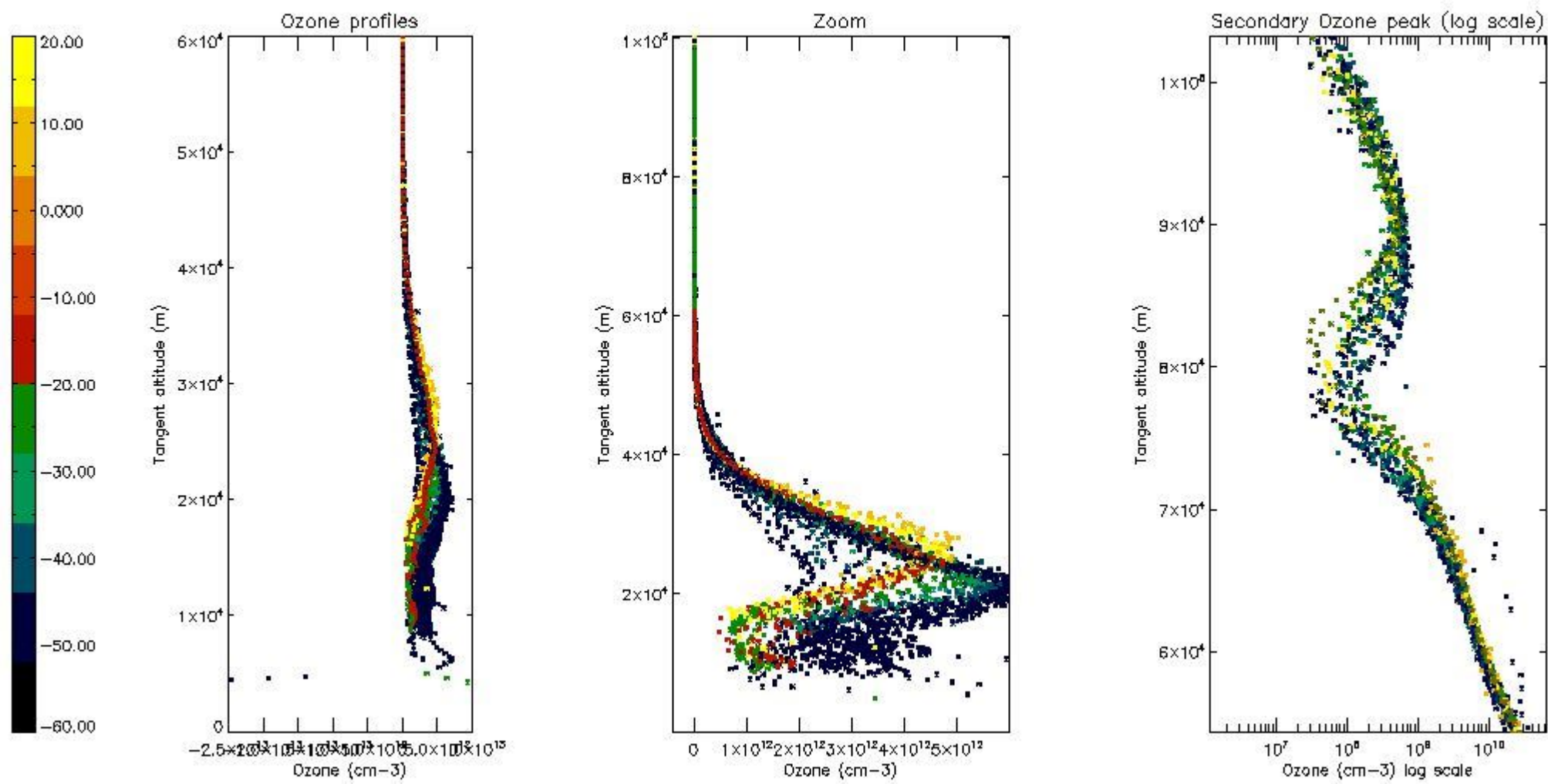
The colorbar represents the latitude.



5.3 Plot ozone profiles where STD < 20% (dark without errors)

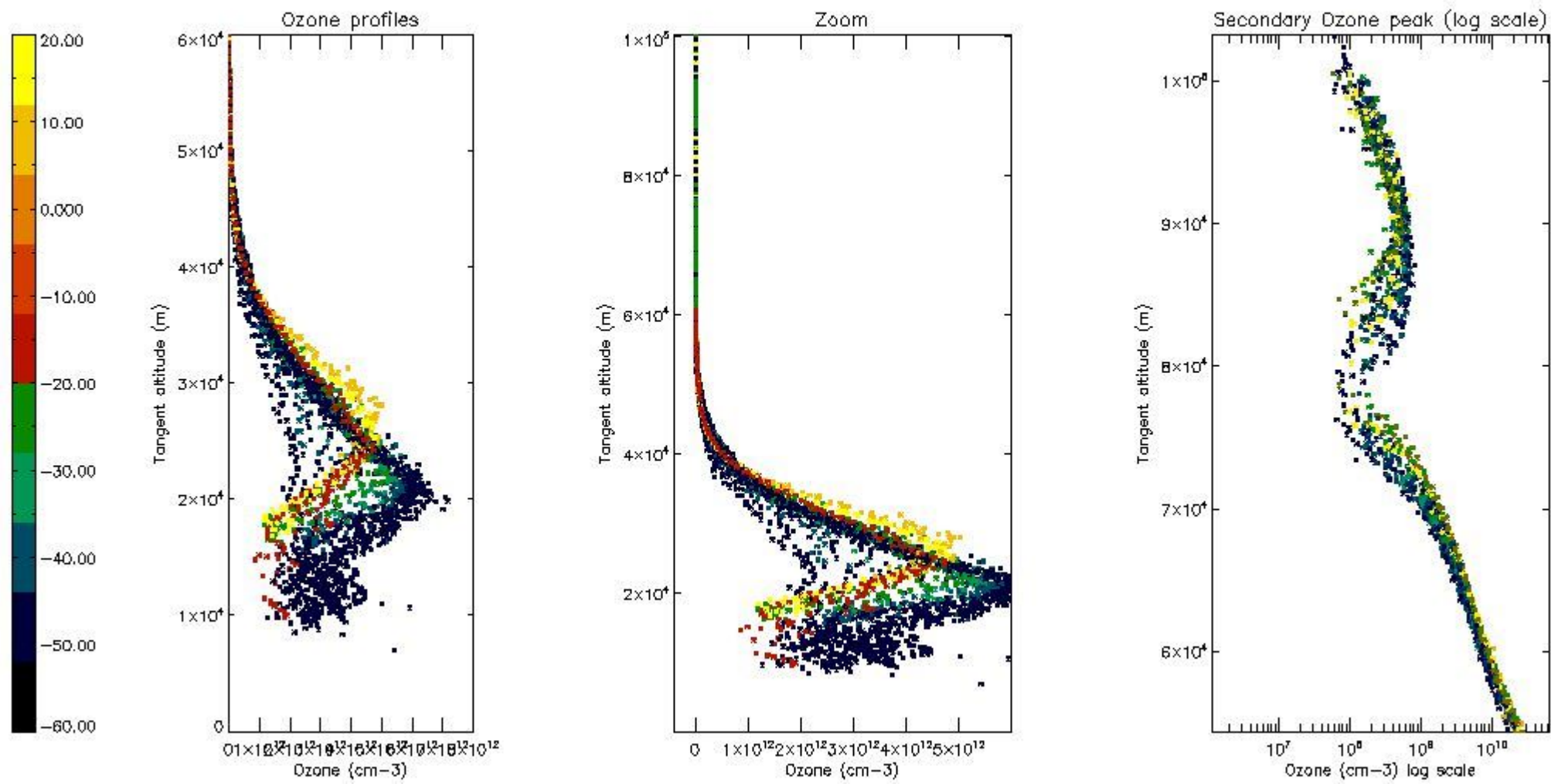
The colorbar represents the latitude.





*5.4 Plot ozone profiles where STD < 10% (dark without errors)*

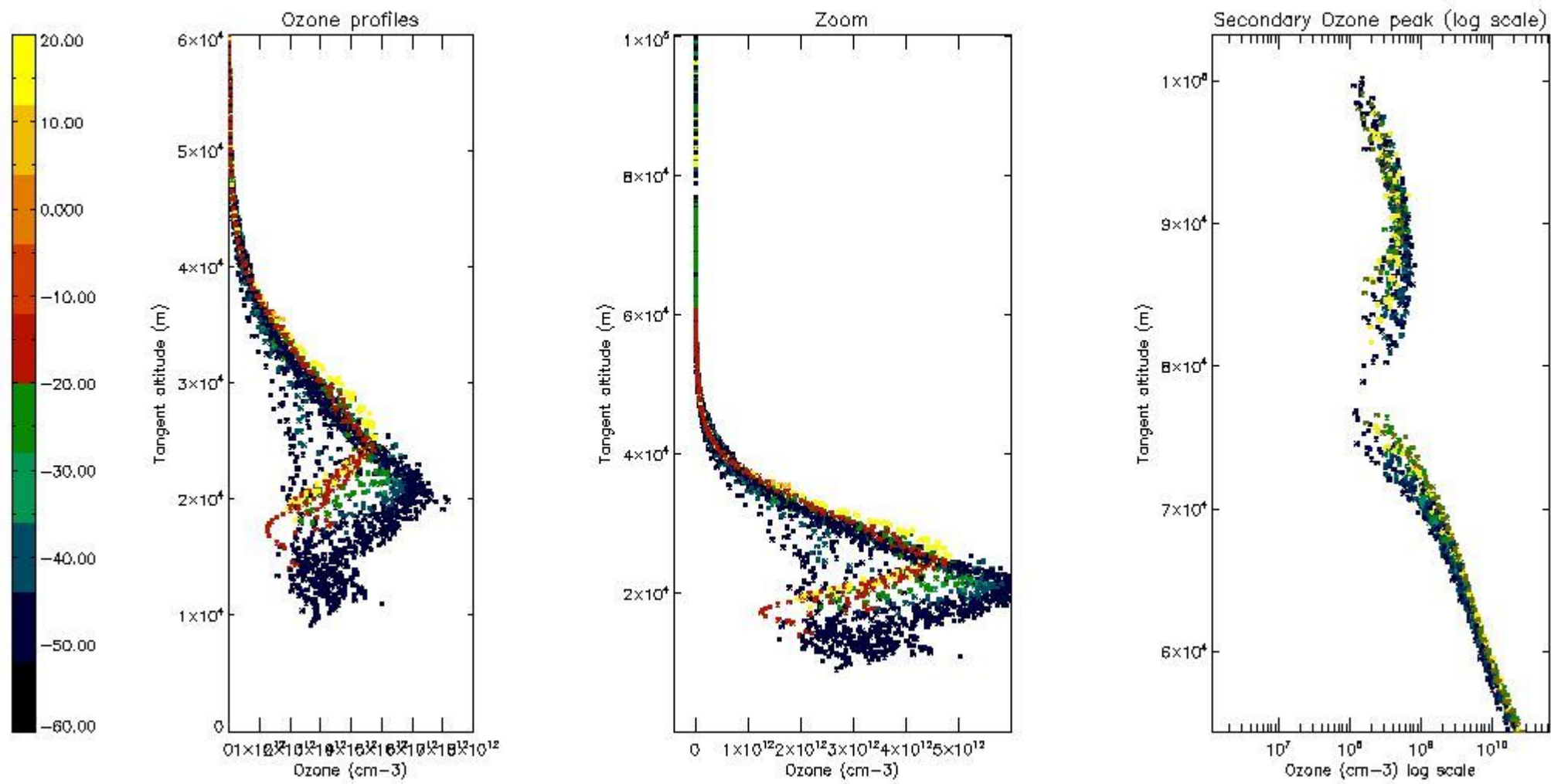
The colorbar represents the latitude.



*5.5 Plot ozone profiles where STD < 5% (dark without errors)*

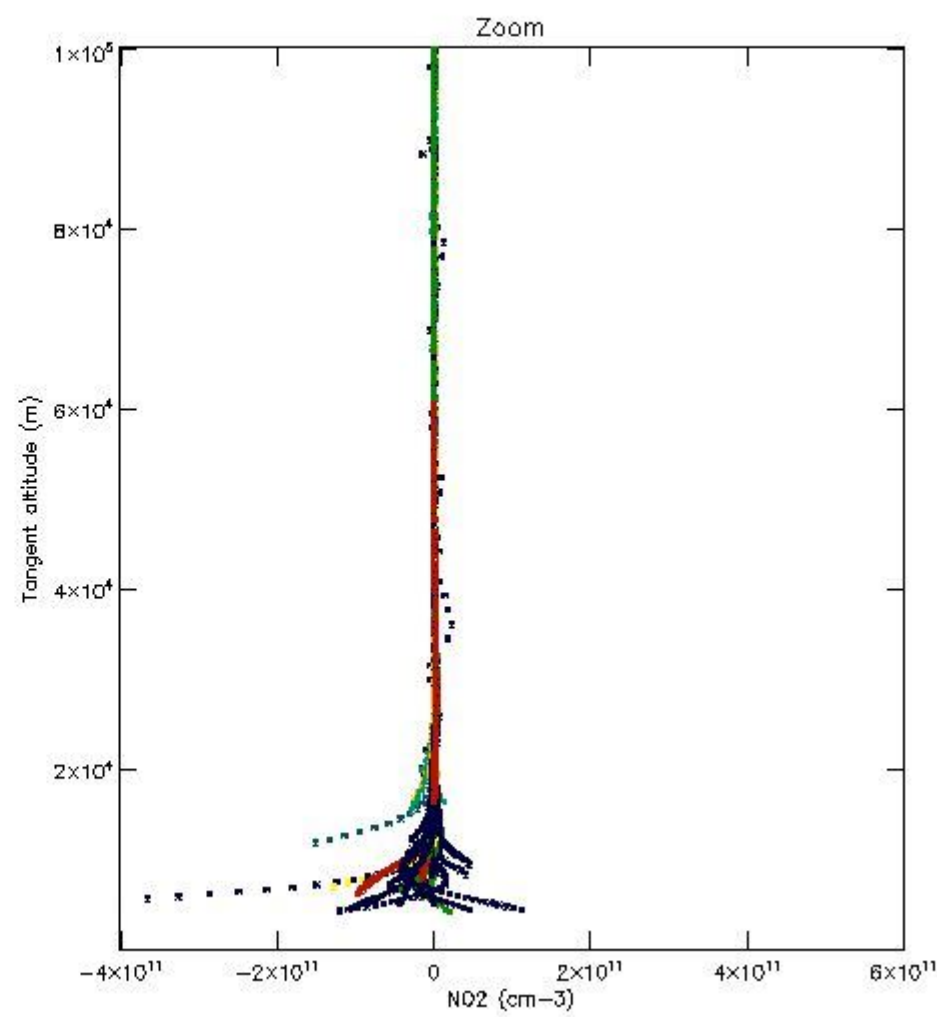
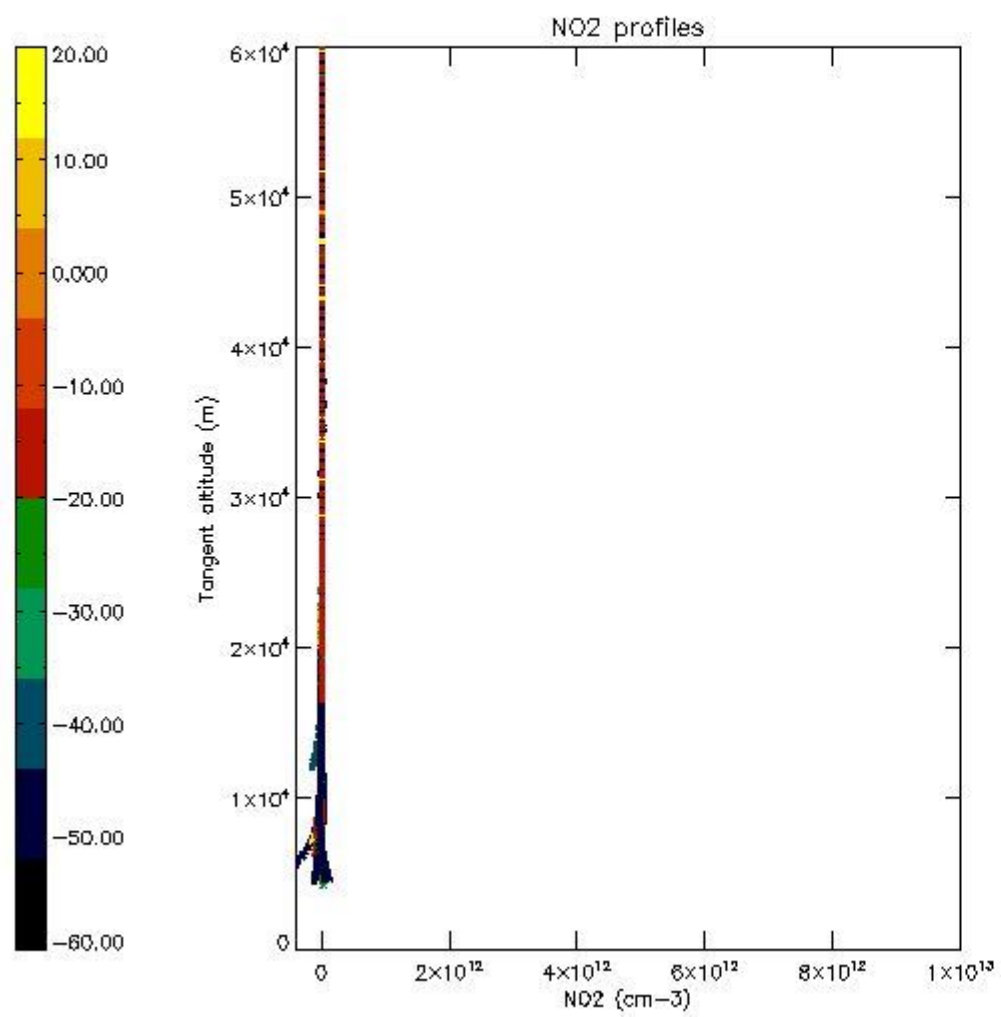
The colorbar represents the latitude.





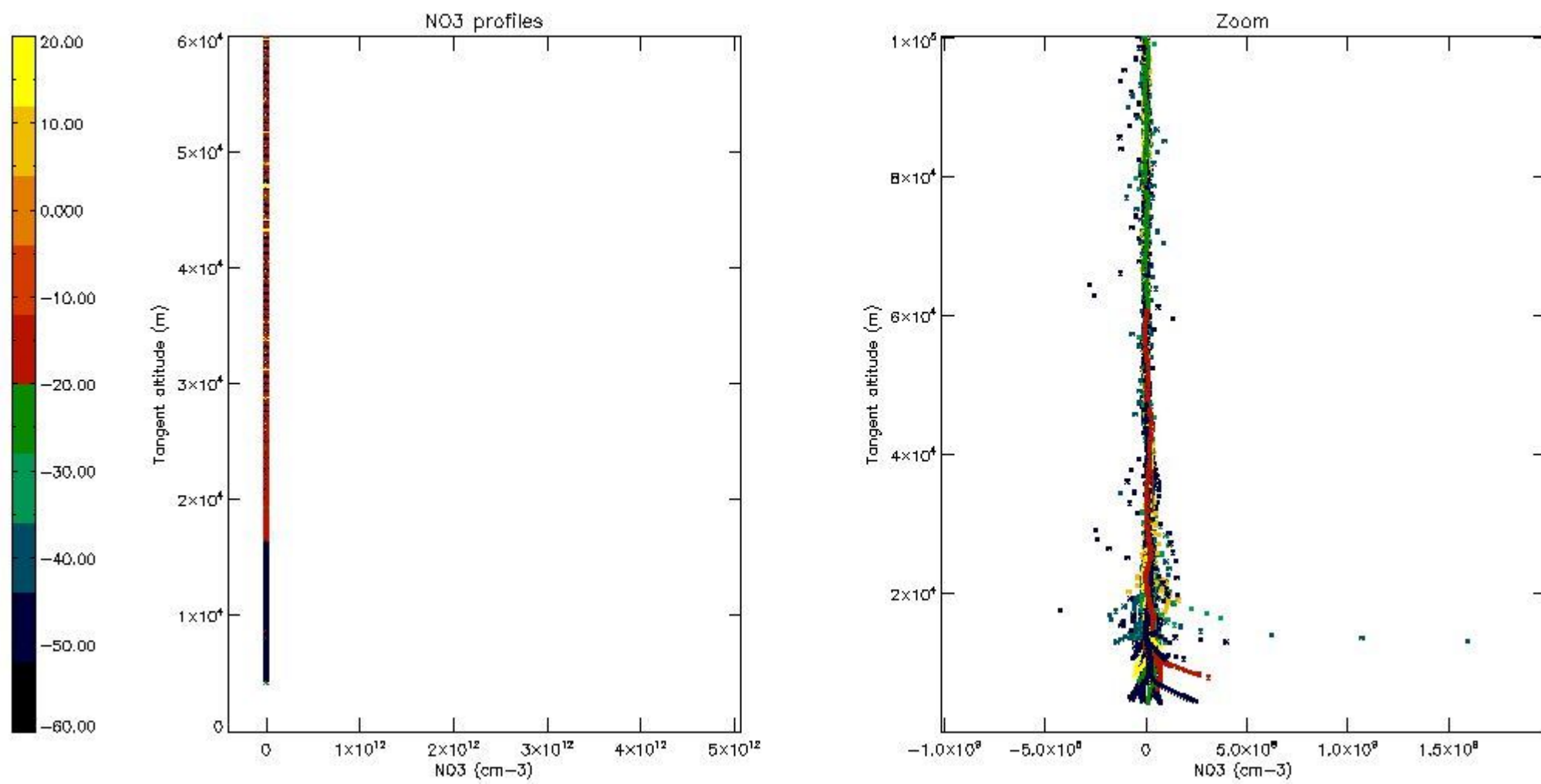
*5.6 Plot NO<sub>2</sub> profiles for all STD (dark without errors)*

The colorbar represents the latitude.



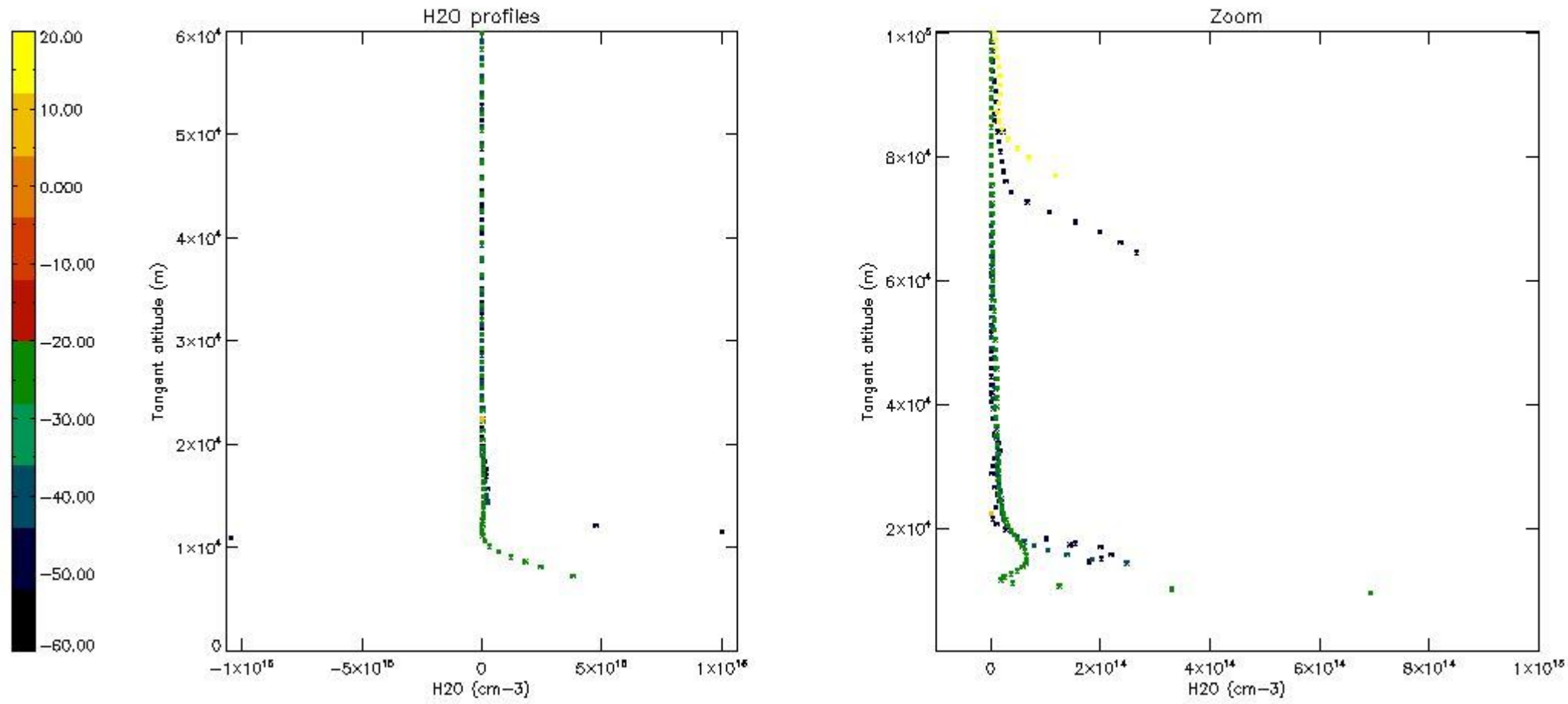
*5.7 Plot NO3 profiles for all STD (dark without errors)*

The colorbar represents the latitude.



*5.8 Plot H2O profiles for all STD (only for occultations of stars 1,2,3,4,13,14,16,26,63 dark without errors)*

The colorbar represents the latitude.



## 6. Auxiliary Data Files used for the production reported in section 2

The number reported in the third column indicates since which file (see list in section 2) the corresponding auxiliary file has been used. The fourth column is the date of those product files.

Type	Auxiliary Filename	Used since product	Used since product date
INST_PHYS_CHARACTERISTICS	GOM_INS_AXNIEC20050627_150440_20020301_000000_20100101_000000	1	07-SEP-2002 00:03:29
LEVEL-2_PROC_CONFIG	GOM_PR2_AXVIEC20091111_152718_20020301_000000_20500101_000000	1	07-SEP-2002 00:03:29
CROSS_SECTIONS_FILE	GOM_CRS_AXVIEC20091111_154832_20020301_000000_20500101_000000	1	07-SEP-2002 00:03:29



# GOMOS Level 2 Daily Report

## SUMMARY

### [1. General Info](#)

### [2. Summary of processed GOM\\_NL\\_2P products](#)

### [3. Level 2 Quality information per product](#)

#### [3.1 Plot of level 2 quality information per product \(time dependant\)](#)

#### [3.2 Plot of level 2 quality information per product \(world map\)](#)

### [4. Level 1 Quality information per product \(stored on level 2 products\)](#)

#### [4.1 Plot of level 1 quality information per product \(time dependant\)](#)

##### [4.1.1 Plot of level 1 quality information per product \(time dependant\): ASCENDING](#)

##### [4.1.2 Plot of level 1 quality information per product \(time dependant\): DESCENDING](#)

#### [4.2 Plot of level 1 quality information per product \(world map\)](#)

##### [4.2.1 Plot of level 1 quality information per product \(world map\): ASCENDING](#)

##### [4.2.2 Plot of level 1 quality information per product \(world map\): DESCENDING](#)

### [5. Ozone profiles based on quality statistics and other trace gas profiles](#)

#### [5.1 Ozone statistics based on quality of products](#)

#### [5.2 Plot ozone profiles for all STD \(dark without errors\)](#)

#### [5.3 Plot ozone profiles where STD < 20% \(dark without errors\)](#)

#### [5.4. Plot ozone profiles where STD < 10% \(dark without errors\)](#)

#### [5.5. Plot ozone profiles where STD < 5% \(dark without errors\)](#)

#### [5.6 Plot NO2 profiles for all STD \(dark without errors\)](#)

#### [5.7 Plot NO3 profiles for all STD \(dark without errors\)](#)

#### [5.8 Plot H2O profiles \(only for occultations of stars 1,2,3,4,13,14,16,26,63 dark without errors\) for all STD](#)

### [6. Auxiliary Data Files used for the production reported in section 2](#)

This report presents the daily analysis on parameters extracted from GOMOS level 2 data (GOM\_NL\_\_2P). It is intended to monitor some important parameters that will impact the quality of these products. A list of level 2 products (and content) that have arrived during the reporting day to the PCF is also given.

Item	Value
Time of report generation	17APR2013 18:21:07
Data source version	GOMOS/6.01
Start time of products	07-09-2002 (07SEP2002 00:00:00)
Stop time of products	08-09-2002 (08SEP2002 00:00:00)
Store outputs in DB	Yes
Nb of level 2 prods	299
Nb of prods with errors	0

## 2. Summary of processed GOM\_NL\_\_2P products.

Nr	Filename	UTC Start time	Limb	Duration	Star Id	Star Name	Star Mag	Star Temp	Nb Meas	Orbit	Prod. error
1	GOM_NL__2PRFIN20020907_000329_000000932009_00159_02718_2767.N1	07-SEP-2002 00:03:29	Bright	92.500	149	45Eps Per	2.8880	30000.	185	2718	No
2	GOM_NL__2PRFIN20020907_000829_000000562009_00159_02718_2768.N1	07-SEP-2002 00:08:29	Bright	56.000	24	66Alp Gem	1.5800	10200.	112	2718	No
3	GOM_NL__2PRFIN20020907_001432_000000622009_00159_02718_2770.N1	07-SEP-2002 00:14:32	Twilight	61.500	44	24Gam Gem	1.9280	11000.	123	2718	No
4	GOM_NL__2PRFIN20020907_001628_000000562009_00159_02718_2771.N1	07-SEP-2002 00:16:28	Twilight	56.000	8	10Alp CMi	0.40000	6500.0	112	2718	No
5	GOM_NL__2PRFIN20020907_001954_000000852009_00159_02718_2772.N1	07-SEP-2002 00:19:54	Dark	84.500	14	58Alp Ori	0.87000	3000.0	169	2718	No
6	GOM_NL__2PRFIN20020907_002436_000000592009_00159_02718_2773.N1	07-SEP-2002 00:24:36	Dark	59.000	1	9Alp CMa	-1.4400	11000.	118	2718	No
7	GOM_NL__2PRFIN20020907_002603_000000592009_00159_02718_2774.N1	07-SEP-2002 00:26:03	Dark	58.500	47	2Bet CMa	1.9760	28000.	117	2718	No
8	GOM_NL__2PRFIN20020907_002818_000000402009_00159_02718_2775.N1	07-SEP-2002 00:28:18	Dark	40.000	70	Zet Pup	2.2460	39000.	80	2718	No
9	GOM_NL__2PRFIN20020907_003009_000000412009_00159_02718_2776.N1	07-SEP-2002 00:30:09	Dark	41.000	34	Gam2Vel	1.7930	23000.	82	2718	No
10	GOM_NL__2PRFIN20020907_003150_000000402009_00159_02718_2777.N1	07-SEP-2002 00:31:50	Dark	39.500	46	Del Vel	1.9540	10600.	79	2718	No
11	GOM_NL__2PRFIN20020907_003350_000000552009_00159_02718_2778.N1	07-SEP-2002 00:33:50	Dark	55.000	2	Alp Car	-0.73600	7000.0	110	2718	No
12	GOM_NL__2PRFIN20020907_004350_000000372009_00160_02719_2736.N1	07-SEP-2002 00:43:50	Dark	36.500	135	Bet Hyi	2.8200	5800.0	73	2719	No
13	GOM_NL__2PRFIN20020907_004535_000000522009_00160_02719_2737.N1	07-SEP-2002 00:45:35	Dark	52.000	9	Alp Eri	0.45300	24000.	104	2719	No
14	GOM_NL__2PRFIN20020907_004925_000000422009_00160_02719_2738.N1	07-SEP-2002 00:49:25	Straylight	42.000	148	Alp Tuc	2.8780	4100.0	84	2719	No
15	GOM_NL__2PRFIN20020907_005129_000000502009_00160_02719_2739.N1	07-SEP-2002 00:51:29	Straylight	50.000	84	Alp Phe	2.3970	4500.0	100	2719	No
16	GOM_NL__2PRFIN20020907_005306_000000442009_00160_02719_2740.N1	07-SEP-2002 00:53:06	Straylight	44.000	31	Alp Gru	1.7340	15200.	88	2719	No
17	GOM_NL__2PRFIN20020907_005554_000000382009_00160_02719_2741.N1	07-SEP-2002 00:55:54	Straylight	38.000	172	Gam Gru	3.0030	13100.	76	2719	No
18	GOM_NL__2PRFIN20020907_005712_000000462009_00160_02719_2742.N1	07-SEP-2002 00:57:12	Straylight	46.000	18	24Alp PsA	1.1660	9700.0	92	2719	No
19	GOM_NL__2PRFIN20020907_010153_000000432009_00160_02719_2743.N1	07-SEP-2002 01:01:53	Bright	43.000	142	49Del Cap	2.8500	8900.0	86	2719	No
20	GOM_NL__2PRFIN20020907_010458_000000392009_00160_02719_2744.N1	07-SEP-2002 01:04:58	Bright	39.000	154	22Bet Aqr	2.8990	5700.0	78	2719	No
21	GOM_NL__2PRFIN20020907_010617_000000412009_00160_02719_2745.N1	07-SEP-2002 01:06:17	Bright	41.000	162	34Alp Aqr	2.9440	5350.0	82	2719	No
22	GOM_NL__2PRFIN20020907_010916_000000402009_00160_02719_2746.N1	07-SEP-2002 01:09:16	Bright	39.500	61	8Eps Peg	2.1000	3900.0	79	2719	No
23	GOM_NL__2PRFIN20020907_011135_000000452009_00160_02719_2747.N1	07-SEP-2002 01:11:35	Bright	44.500	90	54Alp Peg	2.4870	11000.	89	2719	No
24	GOM_NL__2PRFIN20020907_011418_000000632009_00160_02719_2748.N1	07-SEP-2002 01:14:18	Bright	62.500	140	88Gam Peg	2.8340	26000.	125	2719	No
25	GOM_NL__2PRFIN20020907_011817_000000392009_00160_02719_2749.N1	07-SEP-2002 01:18:17	Bright	39.000	66	37Gam Cyg	2.2080	5900.0	78	2719	No
26	GOM_NL__2PRFIN20020907_011926_000000412009_00160_02719_2750.N1	07-SEP-2002 01:19:26	Bright	41.000	19	50Alp Cyg	1.2460	10500.	82	2719	No
27	GOM_NL__2PRFIN20020907_012412_000000362009_00160_02719_2751.N1	07-SEP-2002 01:24:12	Bright	35.500	89	5Alp Cep	2.4510	8000.0	71	2719	No
28	GOM_NL__2PRFIN20020907_012614_000000462009_00160_02719_2752.N1	07-SEP-2002 01:26:14	Bright	46.000	74	11Bet Cas	2.2680	6600.0	92	2719	No
29	GOM_NL__2PRFIN20020907_012816_000000482009_00160_02719_2753.N1	07-SEP-2002 01:28:16	Bright	48.000	76	27Gam Cas	2.3000	30000.	96	2719	No
30	GOM_NL__2PRFIN20020907_013215_000000852009_00160_02719_2754.N1	07-SEP-2002 01:32:15	Bright	84.500	73	57Gam1And	2.2600	13100.	169	2719	No
31	GOM_NL__2PRFIN20020907_013509_000000602009_00160_02719_2755.N1	07-SEP-2002 01:35:09	Bright	60.000	160	23Gam Per	2.9300	4700.0	120	2719	No
32	GOM_NL__2PRFIN20020907_013718_000000702009_00160_02719_2756.N1	07-SEP-2002 01:37:18	Bright	70.000	35	33Alp Per	1.7950	6250.0	140	2719	No
33	GOM_NL__2PRFIN20020907_013950_000001012009_00160_02719_2757.N1	07-SEP-2002 01:39:50	Bright	101.00	79	26Bet Per	2.3100	13100.	202	2719	No
34	GOM_NL__2PRFIN20020907_014404_000000932009_00160_02719_2758.N1	07-SEP-2002 01:44:04	Bright	92.500	149	45Eps Per	2.8880	30000.	185	2719	No
35	GOM_NL__2PRFIN20020907_014905_000000422009_00160_02719_2759.N1	07-SEP-2002 01:49:05	Bright	42.000	24	66Alp Gem	1.5800	10200.	84	2719	No
36	GOM_NL__2PRFIN20020907_015159_000000822009_00160_02719_2760.N1	07-SEP-2002 01:51:59	Twilight	81.500	28	12Bet Tau	1.6500	15200.	163	2719	No
37	GOM_NL__2PRFIN20020907_015510_000000612009_00160_02719_2761.N1	07-SEP-2002 01:55:10	Twilight	60.500	44	24Gam Gem	1.9280	11000.	121	2719	No
38	GOM_NL__2PRFIN20020907_015703_000000562009_00160_02719_2762.N1	07-SEP-2002 01:57:03	Twilight	56.000	8	10Alp CMi	0.40000	6500.0	112	2719	No
39	GOM_NL__2PRFIN20020907_020031_000000902009_00160_02719_2763.N1	07-SEP-2002 02:00:31	Dark	90.000	14	58Alp Ori	0.87000	3000.0	180	2719	No
40	GOM_NL__2PRFIN20020907_020513_000000562009_00160_02719_2764.N1	07-SEP-2002 02:05:13	Dark	55.500	1	9Alp CMa	-1.4400	11000.	111	2719	No
41	GOM_NL__2PRFIN20020907_020854_000000392009_00160_02719_2765.N1	07-SEP-2002 02:08:54	Dark	38.500	70	Zet Pup	2.2460	39000.	77	2719	No
42	GOM_NL__2PRFIN20020907_021045_000000402009_00160_02719_2766.N1	07-SEP-2002 02:10:45	Dark	40.000	34	Gam2Vel	1.7930	23000.	80	2719	No

43	GOM_NL__2PRFIN20020907_021225_000000382009_00160_02719_2767.N1	07-SEP-2002 02:12:25	Dark	37.500	46	Del Vel	1.9540	10600.	75	2719	No
44	GOM_NL__2PRFIN20020907_021427_000000452009_00160_02719_2768.N1	07-SEP-2002 02:14:27	Dark	44.500	2	Alp Car	-0.73600	7000.0	89	2719	No
45	GOM_NL__2PRFIN20020907_023001_000000442009_00161_02720_2741.N1	07-SEP-2002 02:30:01	Straylight	43.500	148	Alp Tuc	2.8780	4100.0	87	2720	No
46	GOM_NL__2PRFIN20020907_023205_000000502009_00161_02720_2742.N1	07-SEP-2002 02:32:05	Straylight	50.000	84	Alp Phe	2.3970	4500.0	100	2720	No
47	GOM_NL__2PRFIN20020907_023342_000000432009_00161_02720_2743.N1	07-SEP-2002 02:33:42	Straylight	43.000	31	Alp Gru	1.7340	15200.	86	2720	No
48	GOM_NL__2PRFIN20020907_023630_000000402009_00161_02720_2744.N1	07-SEP-2002 02:36:30	Straylight	40.000	172	Gam Gru	3.0030	13100.	80	2720	No
49	GOM_NL__2PRFIN20020907_023748_000000482009_00161_02720_2745.N1	07-SEP-2002 02:37:48	Straylight	48.000	18	24Alp PsA	1.1660	9700.0	96	2720	No
50	GOM_NL__2PRFIN20020907_024229_000000402009_00161_02720_2746.N1	07-SEP-2002 02:42:29	Bright	40.000	142	49Del Cap	2.8500	8900.0	80	2720	No
51	GOM_NL__2PRFIN20020907_024534_000000392009_00161_02720_2747.N1	07-SEP-2002 02:45:34	Bright	38.500	154	22Bet Aqr	2.8990	5700.0	77	2720	No
52	GOM_NL__2PRFIN20020907_024653_000000402009_00161_02720_2748.N1	07-SEP-2002 02:46:53	Bright	40.000	162	34Alp Aqr	2.9440	5350.0	80	2720	No
53	GOM_NL__2PRFIN20020907_024952_000000402009_00161_02720_2749.N1	07-SEP-2002 02:49:52	Bright	39.500	61	8Eps Peg	2.1000	3900.0	79	2720	No
54	GOM_NL__2PRFIN20020907_025210_000000462009_00161_02720_2750.N1	07-SEP-2002 02:52:10	Bright	45.500	90	54Alp Peg	2.4870	11000.	91	2720	No
55	GOM_NL__2PRFIN20020907_025453_000000622009_00161_02720_2751.N1	07-SEP-2002 02:54:53	Bright	62.000	140	88Gam Peg	2.8340	26000.	124	2720	No
56	GOM_NL__2PRFIN20020907_030003_000000382009_00161_02720_2752.N1	07-SEP-2002 03:00:03	Bright	37.500	19	50Alp Cyg	1.2460	10500.	75	2720	No
57	GOM_NL__2PRFIN20020907_030448_000000392009_00161_02720_2753.N1	07-SEP-2002 03:04:48	Bright	38.500	89	5Alp Cep	2.4510	8000.0	77	2720	No
58	GOM_NL__2PRFIN20020907_030650_000000412009_00161_02720_2754.N1	07-SEP-2002 03:06:50	Bright	41.000	74	11Bet Cas	2.2680	6600.0	82	2720	No
59	GOM_NL__2PRFIN20020907_030852_000000472009_00161_02720_2755.N1	07-SEP-2002 03:08:52	Bright	47.000	76	27Gam Cas	2.3000	30000.	94	2720	No
60	GOM_NL__2PRFIN20020907_031249_000000852009_00161_02720_2756.N1	07-SEP-2002 03:12:49	Bright	84.500	73	57Gam1And	2.2600	13100.	169	2720	No
61	GOM_NL__2PRFIN20020907_031544_000000612009_00161_02720_2757.N1	07-SEP-2002 03:15:44	Bright	61.000	160	23Gam Per	2.9300	4700.0	122	2720	No
62	GOM_NL__2PRFIN20020907_031753_000000682009_00161_02720_2758.N1	07-SEP-2002 03:17:53	Bright	68.000	35	33Alp Per	1.7950	6250.0	136	2720	No
63	GOM_NL__2PRFIN20020907_032024_000001042009_00161_02720_2759.N1	07-SEP-2002 03:20:24	Bright	104.00	79	26Bet Per	2.3100	13100.	208	2720	No
64	GOM_NL__2PRFIN20020907_032440_000000962009_00161_02720_2760.N1	07-SEP-2002 03:24:40	Bright	96.000	149	45Eps Per	2.8880	30000.	192	2720	No
65	GOM_NL__2PRFIN20020907_032941_000000442009_00161_02720_2761.N1	07-SEP-2002 03:29:41	Bright	44.000	24	66Alp Gem	1.5800	10200.	88	2720	No
66	GOM_NL__2PRFIN20020907_033235_000000802009_00161_02720_2762.N1	07-SEP-2002 03:32:35	Twilight	79.500	28	12Bet Tau	1.6500	15200.	159	2720	No
67	GOM_NL__2PRFIN20020907_033547_000000582009_00161_02720_2763.N1	07-SEP-2002 03:35:47	Twilight	57.500	44	24Gam Gem	1.9280	11000.	115	2720	No
68	GOM_NL__2PRFIN20020907_033739_000000502009_00161_02720_2764.N1	07-SEP-2002 03:37:39	Twilight	50.000	8	10Alp CMi	0.40000	6500.0	100	2720	No
69	GOM_NL__2PRFIN20020907_034109_000000922009_00161_02720_2765.N1	07-SEP-2002 03:41:09	Dark	92.000	14	58Alp Ori	0.87000	3000.0	184	2720	No
70	GOM_NL__2PRFIN20020907_034550_000000632009_00161_02720_2766.N1	07-SEP-2002 03:45:50	Dark	63.000	1	9Alp CMa	-1.4400	11000.	126	2720	No
71	GOM_NL__2PRFIN20020907_034716_000000512009_00161_02720_2767.N1	07-SEP-2002 03:47:16	Dark	51.000	47	2Bet CMa	1.9760	28000.	102	2720	No
72	GOM_NL__2PRFIN20020907_034930_000000412009_00161_02720_2768.N1	07-SEP-2002 03:49:30	Dark	40.500	70	Zet Pup	2.2460	39000.	81	2720	No
73	GOM_NL__2PRFIN20020907_035121_000000432009_00161_02720_2769.N1	07-SEP-2002 03:51:21	Dark	42.500	34	Gam2Vel	1.7930	23000.	85	2720	No
74	GOM_NL__2PRFIN20020907_035302_000000382009_00161_02720_2770.N1	07-SEP-2002 03:53:02	Dark	38.000	46	Del Vel	1.9540	10600.	76	2720	No
75	GOM_NL__2PRFIN20020907_035503_000000532009_00161_02720_2771.N1	07-SEP-2002 03:55:03	Dark	52.500	2	Alp Car	-0.73600	7000.0	105	2720	No
76	GOM_NL__2PRFIN20020907_040502_000000382009_00162_02721_2733.N1	07-SEP-2002 04:05:02	Dark	38.000	135	Bet Hyi	2.8200	5800.0	76	2721	No
77	GOM_NL__2PRFIN20020907_040648_000000462009_00162_02721_2734.N1	07-SEP-2002 04:06:48	Dark	46.000	9	Alp Eri	0.45300	24000.	92	2721	No
78	GOM_NL__2PRFIN20020907_041037_000000392009_00162_02721_2735.N1	07-SEP-2002 04:10:37	Straylight	39.000	148	Alp Tuc	2.8780	4100.0	78	2721	No
79	GOM_NL__2PRFIN20020907_041242_000000582009_00162_02721_2736.N1	07-SEP-2002 04:12:42	Straylight	58.000	84	Alp Phe	2.3970	4500.0	116	2721	No
80	GOM_NL__2PRFIN20020907_041418_000000402009_00162_02721_2737.N1	07-SEP-2002 04:14:18	Straylight	39.500	31	Alp Gru	1.7340	15200.	79	2721	No
81	GOM_NL__2PRFIN20020907_041707_000000382009_00162_02721_2738.N1	07-SEP-2002 04:17:07	Straylight	38.000	172	Gam Gru	3.0030	13100.	76	2721	No
82	GOM_NL__2PRFIN20020907_041825_000000492009_00162_02721_2739.N1	07-SEP-2002 04:18:25	Straylight	49.000	18	24Alp PsA	1.1660	9700.0	98	2721	No
83	GOM_NL__2PRFIN20020907_042305_000000412009_00162_02721_2740.N1	07-SEP-2002 04:23:05	Bright	40.500	142	49Del Cap	2.8500	8900.0	81	2721	No
84	GOM_NL__2PRFIN20020907_042610_000000382009_00162_02721_2741.N1	07-SEP-2002 04:26:10	Bright	38.000	154	22Bet Aqr	2.8990	5700.0	76	2721	No
85	GOM_NL__2PRFIN20020907_042730_000000412009_00162_02721_2742.N1	07-SEP-2002 04:27:30	Bright	40.500	162	34Alp Aqr	2.9440	5350.0	81	2721	No
86	GOM_NL__2PRFIN20020907_043028_000000392009_00162_02721_2743.N1	07-SEP-2002 04:30:28	Bright	38.500	61	8Eps Peg	2.1000	3900.0	77	2721	No
87	GOM_NL__2PRFIN20020907_043243_000000482009_00162_02721_2744.N1	07-SEP-2002 04:32:43	Bright	48.000	90	54Alp Peg	2.4870	11000.	96	2721	No
88	GOM_NL__2PRFIN20020907_043527_000000632009_00162_02721_2745.N1	07-SEP-2002 04:35:27	Bright	62.500	140	88Gam Peg	2.8340	26000.	125	2721	No
89	GOM_NL__2PRFIN20020907_044039_000000362009_00162_02721_2746.N1	07-SEP-2002 04:40:39	Bright	36.000	19	50Alp Cyg	1.2460	10500.	72	2721	No
90	GOM_NL__2PRFIN20020907_044524_000000372009_00162_02721_2747.N1	07-SEP-2002 04:45:24	Bright	36.500	89	5Alp Cep	2.4510	8000.0	73	2721	No
91	GOM_NL__2PRFIN20020907_044725_000000472009_00162_02721_2748.N1	07-SEP-2002 04:47:25	Bright	46.500	74	11Bet Cas	2.2680	6600.0	93	2721	No
92	GOM_NL__2PRFIN20020907_044926_000000472009_00162_02721_2749.N1	07-SEP-2002 04:49:26	Bright	46.500	76	27Gam Cas	2.3000	30000.	93	2721	No
93	GOM_NL__2PRFIN20020907_045324_000000842009_00162_02721_2750.N1	07-SEP-2002 04:53:24	Bright	83.500	73	57Gam1And	2.2600	13100.	167	2721	No
94	GOM_NL__2PRFIN20020907_045619_000000612009_00162_02721_2751.N1	07-SEP-2002 04:56:19	Bright	61.000	160	23Gam Per	2.9300	4700.0	122	2721	No
95	GOM_NL__2PRFIN20020907_045828_000000682009_00162_02721_2752.N1	07-SEP-2002 04:58:28	Bright	67.500	35	33Alp Per	1.7950	6250.0	135	2721	No
96	GOM_NL__2PRFIN20020907_050059_000001092009_00162_02721_2753.N1	07-SEP-2002 05:00:59	Bright	109.00	79	26Bet Per	2.3100	13100.	218	2721	No
97	GOM_NL__2PRFIN20020907_050515_000000962009_00162_02721_2754.N1	07-SEP-2002 05:05:15	Bright	96.000	149	45Eps Per	2.8880	30000.	192	2721	No
98	GOM_NL__2PRFIN20020907_051017_000000432009_00162_02721_2755.N1	07-SEP-2002 05:10:17	Bright	42.500	24	66Alp Gem	1.5800	10200.	85	2721	No
99	GOM_NL__2PRFIN20020907_051311_000000792009_00162_02721_2756.N1	07-SEP-2002 05:13:11	Twilight	78.500	28	12Bet Tau	1.6500	15200.	157	2721	No
100	GOM_NL__2PRFIN20020907_051624_000000582009_00162_02721_2757.N1	07-SEP-2002 05:16:24	Twilight	58.000	44	24Gam Gem	1.9280	11000.	116	2721	No
101	GOM_NL__2PRFIN20020907_051815_000000562009_00162_02721_2758.N1	07-SEP-2002 05:18:15	Twilight	56.000	8	10Alp CMi	0.40000	6500.0	112	2721	No

102	GOM_NL__2PRFIN20020907_052146_000000922009_00162_02721_2759.N1	07-SEP-2002 05:21:46	Dark	92.000	14	58Alp Ori	0.87000	3000.0	184	2721	No
103	GOM_NL__2PRFIN20020907_052627_000000542009_00162_02721_2760.N1	07-SEP-2002 05:26:27	Dark	54.000	1	9Alp CMa	-1.4400	11000.	108	2721	No
104	GOM_NL__2PRFIN20020907_052753_000000582009_00162_02721_2761.N1	07-SEP-2002 05:27:53	Dark	58.000	47	2Bet CMa	1.9760	28000.	116	2721	No
105	GOM_NL__2PRFIN20020907_053006_000000402009_00162_02721_2762.N1	07-SEP-2002 05:30:06	Dark	40.000	70	Zet Pup	2.2460	39000.	80	2721	No
106	GOM_NL__2PRFIN20020907_053157_000000432009_00162_02721_2763.N1	07-SEP-2002 05:31:57	Dark	42.500	34	Gam2Vel	1.7930	23000.	85	2721	No
107	GOM_NL__2PRFIN20020907_053337_000000432009_00162_02721_2764.N1	07-SEP-2002 05:33:37	Dark	42.500	46	Del Vel	1.9540	10600.	85	2721	No
108	GOM_NL__2PRFIN20020907_053539_000000422009_00162_02721_2765.N1	07-SEP-2002 05:35:39	Dark	42.000	2	Alp Car	-0.73600	7000.0	84	2721	No
109	GOM_NL__2PRFIN20020907_054538_000000382009_00163_02722_2740.N1	07-SEP-2002 05:45:38	Dark	37.500	135	Bet Hyi	2.8200	5800.0	75	2722	No
110	GOM_NL__2PRFIN20020907_054724_000000462009_00163_02722_2741.N1	07-SEP-2002 05:47:24	Dark	45.500	9	Alp Eri	0.45300	24000.	91	2722	No
111	GOM_NL__2PRFIN20020907_055113_000000402009_00163_02722_2742.N1	07-SEP-2002 05:51:13	Straylight	39.500	148	Alp Tuc	2.8780	4100.0	79	2722	No
112	GOM_NL__2PRFIN20020907_055317_000000542009_00163_02722_2743.N1	07-SEP-2002 05:53:17	Straylight	53.500	84	Alp Phe	2.3970	4500.0	107	2722	No
113	GOM_NL__2PRFIN20020907_055455_000000432009_00163_02722_2744.N1	07-SEP-2002 05:54:55	Straylight	43.000	31	Alp Gru	1.7340	15200.	86	2722	No
114	GOM_NL__2PRFIN20020907_055743_000000412009_00163_02722_2745.N1	07-SEP-2002 05:57:43	Straylight	40.500	172	Gam Gru	3.0030	13100.	81	2722	No
115	GOM_NL__2PRFIN20020907_055901_000000492009_00163_02722_2746.N1	07-SEP-2002 05:59:01	Straylight	49.000	18	24Alp PsA	1.1660	9700.0	98	2722	No
116	GOM_NL__2PRFIN20020907_060341_000000422009_00163_02722_2747.N1	07-SEP-2002 06:03:41	Bright	41.500	142	49Del Cap	2.8500	8900.0	83	2722	No
117	GOM_NL__2PRFIN20020907_060646_000000392009_00163_02722_2748.N1	07-SEP-2002 06:06:46	Bright	39.000	154	22Bet Aqr	2.8990	5700.0	78	2722	No
118	GOM_NL__2PRFIN20020907_060805_000000412009_00163_02722_2749.N1	07-SEP-2002 06:08:05	Bright	40.500	162	34Alp Aqr	2.9440	5350.0	81	2722	No
119	GOM_NL__2PRFIN20020907_061105_000000392009_00163_02722_2750.N1	07-SEP-2002 06:11:05	Bright	39.000	61	8Eps Peg	2.1000	3900.0	78	2722	No
120	GOM_NL__2PRFIN20020907_061321_000000462009_00163_02722_2751.N1	07-SEP-2002 06:13:21	Bright	45.500	90	54Alp Peg	2.4870	11000.	91	2722	No
121	GOM_NL__2PRFIN20020907_061602_000000612009_00163_02722_2752.N1	07-SEP-2002 06:16:02	Bright	61.000	140	88Gam Peg	2.8340	26000.	122	2722	No
122	GOM_NL__2PRFIN20020907_062114_000000402009_00163_02722_2753.N1	07-SEP-2002 06:21:14	Bright	40.000	19	50Alp Cyg	1.2460	10500.	80	2722	No
123	GOM_NL__2PRFIN20020907_062559_000000382009_00163_02722_2754.N1	07-SEP-2002 06:25:59	Bright	38.000	89	5Alp Cep	2.4510	8000.0	76	2722	No
124	GOM_NL__2PRFIN20020907_062758_000000482009_00163_02722_2755.N1	07-SEP-2002 06:27:58	Bright	48.000	74	11Bet Cas	2.2680	6600.0	96	2722	No
125	GOM_NL__2PRFIN20020907_063002_000000462009_00163_02722_2756.N1	07-SEP-2002 06:30:02	Bright	45.500	76	27Gam Cas	2.3000	30000.	91	2722	No
126	GOM_NL__2PRFIN20020907_063358_000000862009_00163_02722_2757.N1	07-SEP-2002 06:33:58	Bright	85.500	73	57Gam1And	2.2600	13100.	171	2722	No
127	GOM_NL__2PRFIN20020907_063654_000000622009_00163_02722_2758.N1	07-SEP-2002 06:36:54	Bright	61.500	160	23Gam Per	2.9300	4700.0	123	2722	No
128	GOM_NL__2PRFIN20020907_063903_000000682009_00163_02722_2759.N1	07-SEP-2002 06:39:03	Bright	67.500	35	33Alp Per	1.7950	6250.0	135	2722	No
129	GOM_NL__2PRFIN20020907_064133_000001102009_00163_02722_2760.N1	07-SEP-2002 06:41:33	Bright	109.50	79	26Bet Per	2.3100	13100.	219	2722	No
130	GOM_NL__2PRFIN20020907_064550_000000952009_00163_02722_2761.N1	07-SEP-2002 06:45:50	Bright	94.500	149	45Eps Per	2.8880	30000.	189	2722	No
131	GOM_NL__2PRFIN20020907_065053_000000432009_00163_02722_2762.N1	07-SEP-2002 06:50:53	Bright	43.000	24	66Alp Gem	1.5800	10200.	86	2722	No
132	GOM_NL__2PRFIN20020907_065347_000000852009_00163_02722_2763.N1	07-SEP-2002 06:53:47	Tw_i_and_stray	85.000	28	12Bet Tau	1.6500	15200.	170	2722	No
133	GOM_NL__2PRFIN20020907_065659_000000572009_00163_02722_2764.N1	07-SEP-2002 06:56:59	Tw_i_and_stray	57.000	44	24Gam Gem	1.9280	11000.	114	2722	No
134	GOM_NL__2PRFIN20020907_065852_000000512009_00163_02722_2765.N1	07-SEP-2002 06:58:52	Twilight	50.500	8	10Alp CMi	0.40000	6500.0	101	2722	No
135	GOM_NL__2PRFIN20020907_070222_000000792009_00163_02722_2766.N1	07-SEP-2002 07:02:22	Dark	79.000	14	58Alp Ori	0.87000	3000.0	158	2722	No
136	GOM_NL__2PRFIN20020907_070703_000000572009_00163_02722_2767.N1	07-SEP-2002 07:07:03	Dark	56.500	1	9Alp CMa	-1.4400	11000.	113	2722	No
137	GOM_NL__2PRFIN20020907_070830_000000572009_00163_02722_2768.N1	07-SEP-2002 07:08:30	Dark	57.000	47	2Bet CMa	1.9760	28000.	114	2722	No
138	GOM_NL__2PRFIN20020907_071042_000000422009_00163_02722_2769.N1	07-SEP-2002 07:10:42	Dark	41.500	70	Zet Pup	2.2460	39000.	83	2722	No
139	GOM_NL__2PRFIN20020907_071233_000000422009_00163_02722_2770.N1	07-SEP-2002 07:12:33	Dark	41.500	34	Gam2Vel	1.7930	23000.	83	2722	No
140	GOM_NL__2PRFIN20020907_071414_000000422009_00163_02722_2771.N1	07-SEP-2002 07:14:14	Dark	41.500	46	Del Vel	1.9540	10600.	83	2722	No
141	GOM_NL__2PRFIN20020907_071616_000000482009_00163_02722_2772.N1	07-SEP-2002 07:16:16	Dark	47.500	2	Alp Car	-0.73600	7000.0	95	2722	No
142	GOM_NL__2PRFIN20020907_072614_000000392009_00164_02723_2736.N1	07-SEP-2002 07:26:14	Dark	38.500	135	Bet Hyi	2.8200	5800.0	77	2723	No
143	GOM_NL__2PRFIN20020907_072801_000000472009_00164_02723_2737.N1	07-SEP-2002 07:28:01	Dark	46.500	9	Alp Eri	0.45300	24000.	93	2723	No
144	GOM_NL__2PRFIN20020907_073149_000000442009_00164_02723_2738.N1	07-SEP-2002 07:31:49	Straylight	43.500	148	Alp Tuc	2.8780	4100.0	87	2723	No
145	GOM_NL__2PRFIN20020907_073352_000000552009_00164_02723_2739.N1	07-SEP-2002 07:33:52	Straylight	54.500	84	Alp Phe	2.3970	4500.0	109	2723	No
146	GOM_NL__2PRFIN20020907_073531_000000432009_00164_02723_2740.N1	07-SEP-2002 07:35:31	Straylight	42.500	31	Alp Gru	1.7340	15200.	85	2723	No
147	GOM_NL__2PRFIN20020907_073819_000000392009_00164_02723_2741.N1	07-SEP-2002 07:38:19	Straylight	38.500	172	Gam Gru	3.0030	13100.	77	2723	No
148	GOM_NL__2PRFIN20020907_073936_000000502009_00164_02723_2742.N1	07-SEP-2002 07:39:36	Straylight	50.000	18	24Alp PsA	1.1660	9700.0	100	2723	No
149	GOM_NL__2PRFIN20020907_074416_000000422009_00164_02723_2743.N1	07-SEP-2002 07:44:16	Bright	41.500	142	49Del Cap	2.8500	8900.0	83	2723	No
150	GOM_NL__2PRFIN20020907_074722_000000402009_00164_02723_2744.N1	07-SEP-2002 07:47:22	Bright	39.500	154	22Bet Aqr	2.8990	5700.0	79	2723	No
151	GOM_NL__2PRFIN20020907_074841_000000412009_00164_02723_2745.N1	07-SEP-2002 07:48:41	Bright	41.000	162	34Alp Aqr	2.9440	5350.0	82	2723	No
152	GOM_NL__2PRFIN20020907_075140_000000392009_00164_02723_2746.N1	07-SEP-2002 07:51:40	Bright	39.000	61	8Eps Peg	2.1000	3900.0	78	2723	No
153	GOM_NL__2PRFIN20020907_075356_000000462009_00164_02723_2747.N1	07-SEP-2002 07:53:56	Bright	45.500	90	54Alp Peg	2.4870	11000.	91	2723	No
154	GOM_NL__2PRFIN20020907_075637_000000632009_00164_02723_2748.N1	07-SEP-2002 07:56:37	Bright	62.500	140	88Gam Peg	2.8340	26000.	125	2723	No
155	GOM_NL__2PRFIN20020907_080151_000000412009_00164_02723_2749.N1	07-SEP-2002 08:01:51	Bright	40.500	19	50Alp Cyg	1.2460	10500.	81	2723	No
156	GOM_NL__2PRFIN20020907_080635_000000382009_00164_02723_2750.N1	07-SEP-2002 08:06:35	Bright	38.000	89	5Alp Cep	2.4510	8000.0	76	2723	No
157	GOM_NL__2PRFIN20020907_080836_000000462009_00164_02723_2751.N1	07-SEP-2002 08:08:36	Bright	46.000	74	11Bet Cas	2.2680	6600.0	92	2723	No
158	GOM_NL__2PRFIN20020907_081038_000000462009_00164_02723_2752.N1	07-SEP-2002 08:10:38	Bright	46.000	76	27Gam Cas	2.3000	30000.	92	2723	No
159	GOM_NL__2PRFIN20020907_081432_000000852009_00164_02723_2753.N1	07-SEP-2002 08:14:32	Bright	84.500	73	57Gam1And	2.2600	13100.	169	2723	No
160	GOM_NL__2PRFIN20020907_081729_000000572009_00164_02723_2754.N1	07-SEP-2002 08:17:29	Bright	57.000	160	23Gam Per	2.9300	4700.0	114	2723	No



161	GOM_NL__2PRFIN20020907_081938_000000682009_00164_02723_2755.N1	07-SEP-2002 08:19:38	Bright	68.000	35	33Alp Per	1.7950	6250.0	136	2723	No
162	GOM_NL__2PRFIN20020907_082207_000001082009_00164_02723_2756.N1	07-SEP-2002 08:22:07	Bright	107.50	79	26Bet Per	2.3100	13100.	215	2723	No
163	GOM_NL__2PRFIN20020907_082625_000000942009_00164_02723_2757.N1	07-SEP-2002 08:26:25	Bright	94.000	149	45Eps Per	2.8880	30000.	188	2723	No
164	GOM_NL__2PRFIN20020907_083130_000000422009_00164_02723_2758.N1	07-SEP-2002 08:31:30	Bright	41.500	24	66Alp Gem	1.5800	10200.	83	2723	No
165	GOM_NL__2PRFIN20020907_083424_000000852009_00164_02723_2759.N1	07-SEP-2002 08:34:24	Twi_and_stray	85.000	28	12Bet Tau	1.6500	15200.	170	2723	No
166	GOM_NL__2PRFIN20020907_083736_000000542009_00164_02723_2760.N1	07-SEP-2002 08:37:36	Twi_and_stray	54.000	44	24Gam Gem	1.9280	11000.	108	2723	No
167	GOM_NL__2PRFIN20020907_083930_000000452009_00164_02723_2761.N1	07-SEP-2002 08:39:30	Twilight	45.000	8	10Alp CMi	0.40000	6500.0	90	2723	No
168	GOM_NL__2PRFIN20020907_084300_000000832009_00164_02723_2762.N1	07-SEP-2002 08:43:00	Dark	82.500	14	58Alp Ori	0.87000	3000.0	165	2723	No
169	GOM_NL__2PRFIN20020907_084739_000000612009_00164_02723_2763.N1	07-SEP-2002 08:47:39	Dark	60.500	1	9Alp CMa	-1.4400	11000.	121	2723	No
170	GOM_NL__2PRFIN20020907_084907_000000572009_00164_02723_2764.N1	07-SEP-2002 08:49:07	Dark	57.000	47	2Bet CMa	1.9760	28000.	114	2723	No
171	GOM_NL__2PRFIN20020907_085119_000000432009_00164_02723_2765.N1	07-SEP-2002 08:51:19	Dark	42.500	70	Zet Pup	2.2460	39000.	85	2723	No
172	GOM_NL__2PRFIN20020907_085309_000000402009_00164_02723_2766.N1	07-SEP-2002 08:53:09	Dark	40.000	34	Gam2Vel	1.7930	23000.	80	2723	No
173	GOM_NL__2PRFIN20020907_085449_000000422009_00164_02723_2767.N1	07-SEP-2002 08:54:49	Dark	42.000	46	Del Vel	1.9540	10600.	84	2723	No
174	GOM_NL__2PRFIN20020907_085653_000000502009_00164_02723_2768.N1	07-SEP-2002 08:56:53	Dark	49.500	2	Alp Car	-0.73600	7000.0	99	2723	No
175	GOM_NL__2PRFIN20020907_090650_000000382009_00165_02724_2756.N1	07-SEP-2002 09:06:50	Dark	38.000	135	Bet Hyi	2.8200	5800.0	76	2724	No
176	GOM_NL__2PRFIN20020907_090837_000000532009_00165_02724_2757.N1	07-SEP-2002 09:08:37	Dark	52.500	9	Alp Eri	0.45300	24000.	105	2724	No
177	GOM_NL__2PRFIN20020907_091225_000000402009_00165_02724_2758.N1	07-SEP-2002 09:12:25	Straylight	40.000	148	Alp Tuc	2.8780	4100.0	80	2724	No
178	GOM_NL__2PRFIN20020907_091430_000000572009_00165_02724_2759.N1	07-SEP-2002 09:14:30	Straylight	57.000	84	Alp Phe	2.3970	4500.0	114	2724	No
179	GOM_NL__2PRFIN20020907_091607_000000432009_00165_02724_2760.N1	07-SEP-2002 09:16:07	Straylight	43.000	31	Alp Gru	1.7340	15200.	86	2724	No
180	GOM_NL__2PRFIN20020907_091855_000000382009_00165_02724_2761.N1	07-SEP-2002 09:18:55	Straylight	37.500	172	Gam Gru	3.0030	13100.	75	2724	No
181	GOM_NL__2PRFIN20020907_092013_000000512009_00165_02724_2762.N1	07-SEP-2002 09:20:13	Straylight	50.500	18	24Alp PsA	1.1660	9700.0	101	2724	No
182	GOM_NL__2PRFIN20020907_092453_000000412009_00165_02724_2763.N1	07-SEP-2002 09:24:53	Bright	41.000	142	49Del Cap	2.8500	8900.0	82	2724	No
183	GOM_NL__2PRFIN20020907_092758_000000392009_00165_02724_2764.N1	07-SEP-2002 09:27:58	Bright	39.000	154	22Bet Aqr	2.8990	5700.0	78	2724	No
184	GOM_NL__2PRFIN20020907_092917_000000412009_00165_02724_2765.N1	07-SEP-2002 09:29:17	Bright	40.500	162	34Alp Aqr	2.9440	5350.0	81	2724	No
185	GOM_NL__2PRFIN20020907_093216_000000402009_00165_02724_2766.N1	07-SEP-2002 09:32:16	Bright	39.500	61	8Eps Peg	2.1000	3900.0	79	2724	No
186	GOM_NL__2PRFIN20020907_093431_000000472009_00165_02724_2767.N1	07-SEP-2002 09:34:31	Bright	46.500	90	54Alp Peg	2.4870	11000.	93	2724	No
187	GOM_NL__2PRFIN20020907_093712_000000642009_00165_02724_2768.N1	07-SEP-2002 09:37:12	Bright	63.500	140	88Gam Peg	2.8340	26000.	127	2724	No
188	GOM_NL__2PRFIN20020907_094227_000000402009_00165_02724_2769.N1	07-SEP-2002 09:42:27	Bright	40.000	19	50Alp Cyg	1.2460	10500.	80	2724	No
189	GOM_NL__2PRFIN20020907_094711_000000392009_00165_02724_2770.N1	07-SEP-2002 09:47:11	Bright	38.500	89	5Alp Cep	2.4510	8000.0	77	2724	No
190	GOM_NL__2PRFIN20020907_094911_000000462009_00165_02724_2771.N1	07-SEP-2002 09:49:11	Bright	45.500	74	11Bet Cas	2.2680	6600.0	91	2724	No
191	GOM_NL__2PRFIN20020907_095113_000000462009_00165_02724_2772.N1	07-SEP-2002 09:51:13	Bright	45.500	76	27Gam Cas	2.3000	30000.	91	2724	No
192	GOM_NL__2PRFIN20020907_095506_000000832009_00165_02724_2773.N1	07-SEP-2002 09:55:06	Bright	83.000	73	57Gam1And	2.2600	13100.	166	2724	No
193	GOM_NL__2PRFIN20020907_095804_000000602009_00165_02724_2774.N1	07-SEP-2002 09:58:04	Bright	59.500	160	23Gam Per	2.9300	4700.0	119	2724	No
194	GOM_NL__2PRFIN20020907_100013_000000712009_00165_02724_2775.N1	07-SEP-2002 10:00:13	Bright	70.500	35	33Alp Per	1.7950	6250.0	141	2724	No
195	GOM_NL__2PRFIN20020907_100242_000001082009_00165_02724_2776.N1	07-SEP-2002 10:02:42	Bright	108.00	79	26Bet Per	2.3100	13100.	216	2724	No
196	GOM_NL__2PRFIN20020907_100700_000000922009_00165_02724_2777.N1	07-SEP-2002 10:07:00	Bright	91.500	149	45Eps Per	2.8880	30000.	183	2724	No
197	GOM_NL__2PRFIN20020907_101206_000000422009_00165_02724_2778.N1	07-SEP-2002 10:12:06	Bright	42.000	24	66Alp Gem	1.5800	10200.	84	2724	No
198	GOM_NL__2PRFIN20020907_101501_000000762009_00165_02724_2779.N1	07-SEP-2002 10:15:01	Twi_and_stray	76.000	28	12Bet Tau	1.6500	15200.	152	2724	No
199	GOM_NL__2PRFIN20020907_101813_000000522009_00165_02724_2780.N1	07-SEP-2002 10:18:13	Twi_and_stray	51.500	44	24Gam Gem	1.9280	11000.	103	2724	No
200	GOM_NL__2PRFIN20020907_102007_000000432009_00165_02724_2781.N1	07-SEP-2002 10:20:07	Twilight	43.000	8	10Alp CMi	0.40000	6500.0	86	2724	No
201	GOM_NL__2PRFIN20020907_102337_000000822009_00165_02724_2782.N1	07-SEP-2002 10:23:37	Dark	81.500	14	58Alp Ori	0.87000	3000.0	163	2724	No
202	GOM_NL__2PRFIN20020907_102817_000000582009_00165_02724_2783.N1	07-SEP-2002 10:28:17	Dark	57.500	1	9Alp CMa	-1.4400	11000.	115	2724	No
203	GOM_NL__2PRFIN20020907_102946_000000562009_00165_02724_2784.N1	07-SEP-2002 10:29:46	Dark	56.000	47	2Bet CMa	1.9760	28000.	112	2724	No
204	GOM_NL__2PRFIN20020907_103155_000000412009_00165_02724_2785.N1	07-SEP-2002 10:31:55	Dark	40.500	70	Zet Pup	2.2460	39000.	81	2724	No
205	GOM_NL__2PRFIN20020907_103345_000000412009_00165_02724_2786.N1	07-SEP-2002 10:33:45	Dark	40.500	34	Gam2Vel	1.7930	23000.	81	2724	No
206	GOM_NL__2PRFIN20020907_103525_000000412009_00165_02724_2787.N1	07-SEP-2002 10:35:25	Dark	41.000	46	Del Vel	1.9540	10600.	82	2724	No
207	GOM_NL__2PRFIN20020907_103729_000000512009_00165_02724_2788.N1	07-SEP-2002 10:37:29	Dark	51.000	2	Alp Car	-0.73600	7000.0	102	2724	No
208	GOM_NL__2PRFIN20020907_191027_000000412009_00171_02730_2755.N1	07-SEP-2002 19:10:27	Dark	40.500	135	Bet Hyi	2.8200	5800.0	81	2730	No
209	GOM_NL__2PRFIN20020907_191216_000000552009_00171_02730_2756.N1	07-SEP-2002 19:12:16	Dark	54.500	9	Alp Eri	0.45300	24000.	109	2730	No
210	GOM_NL__2PRFIN20020907_191602_000000472009_00171_02730_2757.N1	07-SEP-2002 19:16:02	Straylight	47.000	148	Alp Tuc	2.8780	4100.0	94	2730	No
211	GOM_NL__2PRFIN20020907_191809_000000552009_00171_02730_2758.N1	07-SEP-2002 19:18:09	Straylight	54.500	84	Alp Phe	2.3970	4500.0	109	2730	No
212	GOM_NL__2PRFIN20020907_191943_000000422009_00171_02730_2759.N1	07-SEP-2002 19:19:43	Straylight	42.000	31	Alp Gru	1.7340	15200.	84	2730	No
213	GOM_NL__2PRFIN20020907_192232_000000402009_00171_02730_2760.N1	07-SEP-2002 19:22:32	Straylight	39.500	172	Gam Gru	3.0030	13100.	79	2730	No
214	GOM_NL__2PRFIN20020907_192350_000000462009_00171_02730_2761.N1	07-SEP-2002 19:23:50	Straylight	45.500	18	24Alp PsA	1.1660	9700.0	91	2730	No
215	GOM_NL__2PRFIN20020907_192828_000000442009_00171_02730_2762.N1	07-SEP-2002 19:28:28	Bright	43.500	142	49Del Cap	2.8500	8900.0	87	2730	No
216	GOM_NL__2PRFIN20020907_193135_000000392009_00171_02730_2763.N1	07-SEP-2002 19:31:35	Bright	38.500	154	22Bet Aqr	2.8990	5700.0	77	2730	No
217	GOM_NL__2PRFIN20020907_193253_000000402009_00171_02730_2764.N1	07-SEP-2002 19:32:53	Bright	40.000	162	34Alp Aqr	2.9440	5350.0	80	2730	No
218	GOM_NL__2PRFIN20020907_193552_000000392009_00171_02730_2765.N1	07-SEP-2002 19:35:52	Bright	38.500	61	8Eps Peg	2.1000	3900.0	77	2730	No
219	GOM_NL__2PRFIN20020907_193803_000000492009_00171_02730_2766.N1	07-SEP-2002 19:38:03	Bright	48.500	90	54Alp Peg	2.4870	11000.	97	2730	No

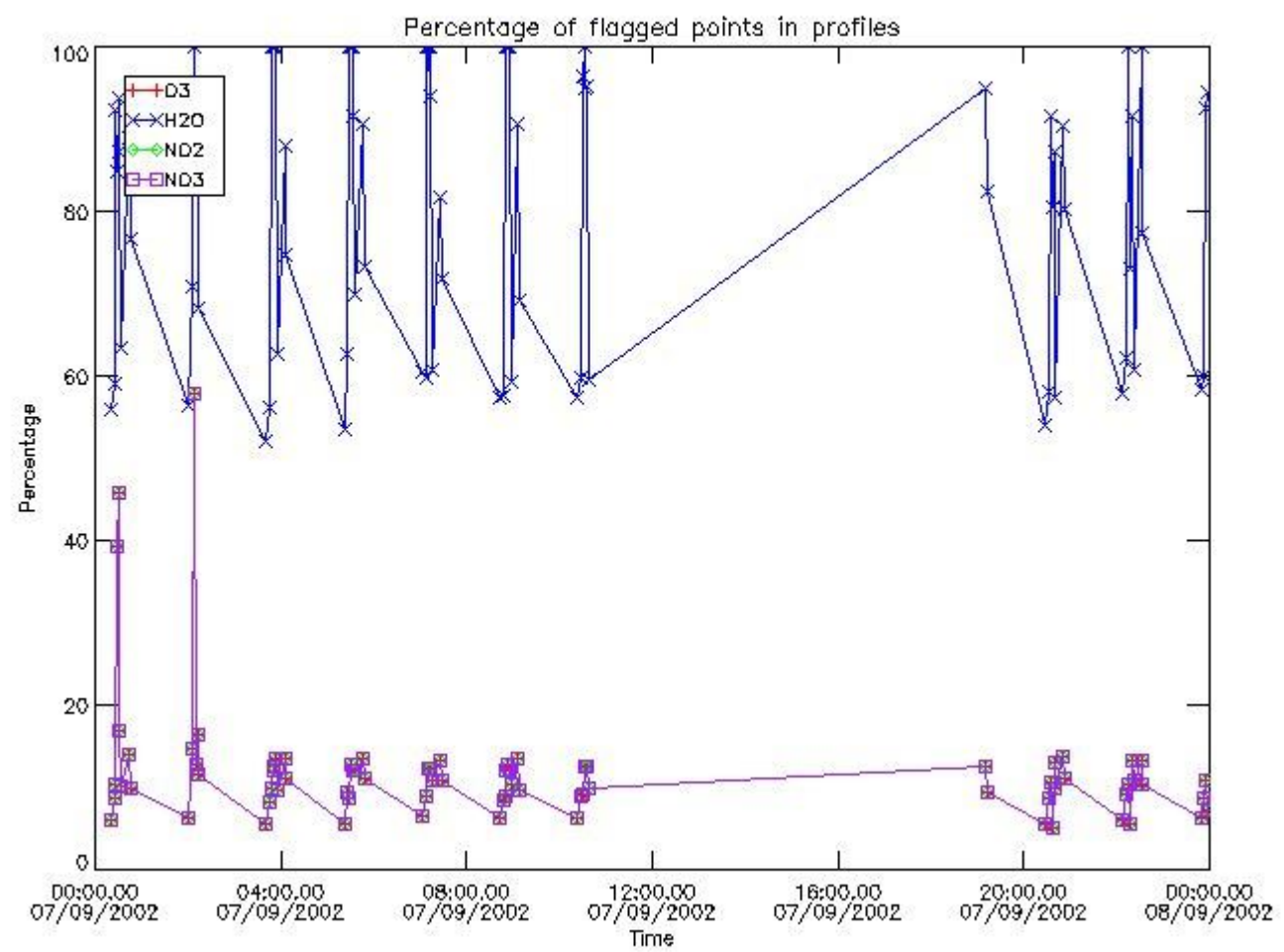
220	GOM_NL__2PRFIN20020907_194041_000000632009_00171_02730_2767.N1	07-SEP-2002 19:40:41	Bright	62.500	140	88Gam Peg	2.8340	26000.	125	2730	No
221	GOM_NL__2PRFIN20020907_194603_000000402009_00171_02730_2768.N1	07-SEP-2002 19:46:03	Bright	39.500	19	50Alp Cyg	1.2460	10500.	79	2730	No
222	GOM_NL__2PRFIN20020907_195047_000000382009_00171_02730_2769.N1	07-SEP-2002 19:50:47	Bright	38.000	89	5Alp Cep	2.4510	8000.0	76	2730	No
223	GOM_NL__2PRFIN20020907_195243_000000462009_00171_02730_2770.N1	07-SEP-2002 19:52:43	Bright	45.500	74	11Bet Cas	2.2680	6600.0	91	2730	No
224	GOM_NL__2PRFIN20020907_195444_000000432009_00171_02730_2771.N1	07-SEP-2002 19:54:44	Bright	42.500	76	27Gam Cas	2.3000	30000.	85	2730	No
225	GOM_NL__2PRFIN20020907_195830_000000852009_00171_02730_2772.N1	07-SEP-2002 19:58:30	Bright	85.000	73	57Gam1And	2.2600	13100.	170	2730	No
226	GOM_NL__2PRFIN20020907_200134_000000612009_00171_02730_2773.N1	07-SEP-2002 20:01:34	Bright	60.500	160	23Gam Per	2.9300	4700.0	121	2730	No
227	GOM_NL__2PRFIN20020907_200342_000000702009_00171_02730_2774.N1	07-SEP-2002 20:03:42	Bright	69.500	35	33Alp Per	1.7950	6250.0	139	2730	No
228	GOM_NL__2PRFIN20020907_200608_000001092009_00171_02730_2775.N1	07-SEP-2002 20:06:08	Bright	109.00	79	26Bet Per	2.3100	13100.	218	2730	No
229	GOM_NL__2PRFIN20020907_201031_000000942009_00171_02730_2776.N1	07-SEP-2002 20:10:31	Bright	94.000	149	45Eps Per	2.8880	30000.	188	2730	No
230	GOM_NL__2PRFIN20020907_201541_000000572009_00171_02730_2777.N1	07-SEP-2002 20:15:41	Bright	57.000	24	66Alp Gem	1.5800	10200.	114	2730	No
231	GOM_NL__2PRFIN20020907_201838_000000812009_00171_02730_2778.N1	07-SEP-2002 20:18:38	Twilight	80.500	28	12Bet Tau	1.6500	15200.	161	2730	No
232	GOM_NL__2PRFIN20020907_202152_000000612009_00171_02730_2779.N1	07-SEP-2002 20:21:52	Twilight	61.000	44	24Gam Gem	1.9280	11000.	122	2730	No
233	GOM_NL__2PRFIN20020907_202344_000000562009_00171_02730_2780.N1	07-SEP-2002 20:23:44	Twilight	56.000	8	10Alp CMi	0.40000	6500.0	112	2730	No
234	GOM_NL__2PRFIN20020907_202719_000000942009_00171_02730_2781.N1	07-SEP-2002 20:27:19	Dark	94.000	14	58Alp Ori	0.87000	3000.0	188	2730	No
235	GOM_NL__2PRFIN20020907_203156_000000592009_00171_02730_2782.N1	07-SEP-2002 20:31:56	Dark	59.000	1	9Alp CMa	-1.4400	11000.	118	2730	No
236	GOM_NL__2PRFIN20020907_203430_000000492009_00171_02730_2783.N1	07-SEP-2002 20:34:30	Dark	48.500	23	21Eps CMa	1.5020	26000.	97	2730	No
237	GOM_NL__2PRFIN20020907_203659_000001142009_00171_02730_2784.N1	07-SEP-2002 20:36:59	Dark	113.50	7	19Bet Ori	0.10000	14000.	227	2730	No
238	GOM_NL__2PRFIN20020907_203954_000000402009_00171_02730_2785.N1	07-SEP-2002 20:39:54	Dark	39.500	161	Tau Pup	2.9310	4500.0	79	2730	No
239	GOM_NL__2PRFIN20020907_204108_000000522009_00171_02730_2786.N1	07-SEP-2002 20:41:08	Dark	52.000	2	Alp Car	-0.73600	7000.0	104	2730	No
240	GOM_NL__2PRFIN20020907_205103_000000372009_00172_02731_2786.N1	07-SEP-2002 20:51:03	Dark	37.000	135	Bet Hyi	2.8200	5800.0	74	2731	No
241	GOM_NL__2PRFIN20020907_205252_000000462009_00172_02731_2787.N1	07-SEP-2002 20:52:52	Dark	46.000	9	Alp Eri	0.45300	24000.	92	2731	No
242	GOM_NL__2PRFIN20020907_205638_000000392009_00172_02731_2788.N1	07-SEP-2002 20:56:38	Straylight	38.500	148	Alp Tuc	2.8780	4100.0	77	2731	No
243	GOM_NL__2PRFIN20020907_205845_000000582009_00172_02731_2789.N1	07-SEP-2002 20:58:45	Straylight	57.500	84	Alp Phe	2.3970	4500.0	115	2731	No
244	GOM_NL__2PRFIN20020907_210020_000000412009_00172_02731_2790.N1	07-SEP-2002 21:00:20	Straylight	41.000	31	Alp Gru	1.7340	15200.	82	2731	No
245	GOM_NL__2PRFIN20020907_210308_000000392009_00172_02731_2791.N1	07-SEP-2002 21:03:08	Straylight	38.500	172	Gam Gru	3.0030	13100.	77	2731	No
246	GOM_NL__2PRFIN20020907_210426_000000492009_00172_02731_2792.N1	07-SEP-2002 21:04:26	Straylight	48.500	18	24Alp PsA	1.1660	9700.0	97	2731	No
247	GOM_NL__2PRFIN20020907_210905_000000422009_00172_02731_2793.N1	07-SEP-2002 21:09:05	Bright	42.000	142	49Del Cap	2.8500	8900.0	84	2731	No
248	GOM_NL__2PRFIN20020907_211211_000000392009_00172_02731_2794.N1	07-SEP-2002 21:12:11	Bright	39.000	154	22Bet Aqr	2.8990	5700.0	78	2731	No
249	GOM_NL__2PRFIN20020907_211329_000000412009_00172_02731_2795.N1	07-SEP-2002 21:13:29	Bright	41.000	162	34Alp Aqr	2.9440	5350.0	82	2731	No
250	GOM_NL__2PRFIN20020907_211628_000000382009_00172_02731_2796.N1	07-SEP-2002 21:16:28	Bright	38.000	61	8Eps Peg	2.1000	3900.0	76	2731	No
251	GOM_NL__2PRFIN20020907_211841_000000452009_00172_02731_2797.N1	07-SEP-2002 21:18:41	Bright	45.000	90	54Alp Peg	2.4870	11000.	90	2731	No
252	GOM_NL__2PRFIN20020907_212116_000000612009_00172_02731_2798.N1	07-SEP-2002 21:21:16	Bright	60.500	140	88Gam Peg	2.8340	26000.	121	2731	No
253	GOM_NL__2PRFIN20020907_212639_000000392009_00172_02731_2799.N1	07-SEP-2002 21:26:39	Bright	38.500	19	50Alp Cyg	1.2460	10500.	77	2731	No
254	GOM_NL__2PRFIN20020907_213122_000000392009_00172_02731_2800.N1	07-SEP-2002 21:31:22	Bright	38.500	89	5Alp Cep	2.4510	8000.0	77	2731	No
255	GOM_NL__2PRFIN20020907_213318_000000462009_00172_02731_2801.N1	07-SEP-2002 21:33:18	Bright	45.500	74	11Bet Cas	2.2680	6600.0	91	2731	No
256	GOM_NL__2PRFIN20020907_213519_000000472009_00172_02731_2802.N1	07-SEP-2002 21:35:19	Bright	47.000	76	27Gam Cas	2.3000	30000.	94	2731	No
257	GOM_NL__2PRFIN20020907_213905_000000852009_00172_02731_2803.N1	07-SEP-2002 21:39:05	Bright	85.000	73	57Gam1And	2.2600	13100.	170	2731	No
258	GOM_NL__2PRFIN20020907_214208_000000602009_00172_02731_2804.N1	07-SEP-2002 21:42:08	Bright	60.000	160	23Gam Per	2.9300	4700.0	120	2731	No
259	GOM_NL__2PRFIN20020907_214416_000000692009_00172_02731_2805.N1	07-SEP-2002 21:44:16	Bright	69.000	35	33Alp Per	1.7950	6250.0	138	2731	No
260	GOM_NL__2PRFIN20020907_214642_000001062009_00172_02731_2806.N1	07-SEP-2002 21:46:42	Bright	106.00	79	26Bet Per	2.3100	13100.	212	2731	No
261	GOM_NL__2PRFIN20020907_215106_000000932009_00172_02731_2807.N1	07-SEP-2002 21:51:06	Bright	92.500	149	45Eps Per	2.8880	30000.	185	2731	No
262	GOM_NL__2PRFIN20020907_215618_000000432009_00172_02731_2808.N1	07-SEP-2002 21:56:18	Bright	42.500	24	66Alp Gem	1.5800	10200.	85	2731	No
263	GOM_NL__2PRFIN20020907_215914_000000882009_00172_02731_2809.N1	07-SEP-2002 21:59:14	Twilight	88.000	28	12Bet Tau	1.6500	15200.	176	2731	No
264	GOM_NL__2PRFIN20020907_220228_000000602009_00172_02731_2810.N1	07-SEP-2002 22:02:28	Twilight	60.000	44	24Gam Gem	1.9280	11000.	120	2731	No
265	GOM_NL__2PRFIN20020907_220420_000000552009_00172_02731_2811.N1	07-SEP-2002 22:04:20	Twilight	55.000	8	10Alp CMi	0.40000	6500.0	110	2731	No
266	GOM_NL__2PRFIN20020907_220756_000000942009_00172_02731_2812.N1	07-SEP-2002 22:07:56	Dark	94.000	14	58Alp Ori	0.87000	3000.0	188	2731	No
267	GOM_NL__2PRFIN20020907_221233_000000562009_00172_02731_2813.N1	07-SEP-2002 22:12:33	Dark	56.000	1	9Alp CMa	-1.4400	11000.	112	2731	No
268	GOM_NL__2PRFIN20020907_221508_000000492009_00172_02731_2814.N1	07-SEP-2002 22:15:08	Dark	49.000	23	21Eps CMa	1.5020	26000.	98	2731	No
269	GOM_NL__2PRFIN20020907_221737_000001102009_00172_02731_2815.N1	07-SEP-2002 22:17:37	Dark	109.50	7	19Bet Ori	0.10000	14000.	219	2731	No
270	GOM_NL__2PRFIN20020907_222030_000000432009_00172_02731_2816.N1	07-SEP-2002 22:20:30	Dark	42.500	161	Tau Pup	2.9310	4500.0	85	2731	No
271	GOM_NL__2PRFIN20020907_222144_000000482009_00172_02731_2817.N1	07-SEP-2002 22:21:44	Dark	47.500	2	Alp Car	-0.73600	7000.0	95	2731	No
272	GOM_NL__2PRFIN20020907_223139_000000392009_00173_02732_2752.N1	07-SEP-2002 22:31:39	Dark	38.500	135	Bet Hyi	2.8200	5800.0	77	2732	No
273	GOM_NL__2PRFIN20020907_223329_000000492009_00173_02732_2753.N1	07-SEP-2002 22:33:29	Dark	49.000	9	Alp Eri	0.45300	24000.	98	2732	No
274	GOM_NL__2PRFIN20020907_223715_000000402009_00173_02732_2754.N1	07-SEP-2002 22:37:15	Straylight	39.500	148	Alp Tuc	2.8780	4100.0	79	2732	No
275	GOM_NL__2PRFIN20020907_224056_000000402009_00173_02732_2756.N1	07-SEP-2002 22:40:56	Straylight	40.000	31	Alp Gru	1.7340	15200.	80	2732	No
276	GOM_NL__2PRFIN20020907_224344_000000402009_00173_02732_2757.N1	07-SEP-2002 22:43:44	Straylight	39.500	172	Gam Gru	3.0030	13100.	79	2732	No
277	GOM_NL__2PRFIN20020907_224941_000000412009_00173_02732_2759.N1	07-SEP-2002 22:49:41	Bright	40.500	142	49Del Cap	2.8500	8900.0	81	2732	No
278	GOM_NL__2PRFIN20020907_225247_000000382009_00173_02732_2760.N1	07-SEP-2002 22:52:47	Bright	37.500	154	22Bet Aqr	2.8990	5700.0	75	2732	No

279	GOM_NL__2PRFIN20020907_225405_000000402009_00173_02732_2761.N1	07-SEP-2002 22:54:05	Bright	40.000	162	34Alp Aqr	2.9440	5350.0	80	2732	No
280	GOM_NL__2PRFIN20020907_225704_000000402009_00173_02732_2762.N1	07-SEP-2002 22:57:04	Bright	39.500	61	8Eps Peg	2.1000	3900.0	79	2732	No
281	GOM_NL__2PRFIN20020907_225915_000000482009_00173_02732_2763.N1	07-SEP-2002 22:59:15	Bright	48.000	90	54Alp Peg	2.4870	11000.	96	2732	No
282	GOM_NL__2PRFIN20020907_230151_000000612009_00173_02732_2764.N1	07-SEP-2002 23:01:51	Bright	61.000	140	88Gam Peg	2.8340	26000.	122	2732	No
283	GOM_NL__2PRFIN20020907_230715_000000362009_00173_02732_2765.N1	07-SEP-2002 23:07:15	Bright	36.000	19	50Alp Cyg	1.2460	10500.	72	2732	No
284	GOM_NL__2PRFIN20020907_231158_000000392009_00173_02732_2766.N1	07-SEP-2002 23:11:58	Bright	38.500	89	5Alp Cep	2.4510	8000.0	77	2732	No
285	GOM_NL__2PRFIN20020907_231354_000000462009_00173_02732_2767.N1	07-SEP-2002 23:13:54	Bright	45.500	74	11Bet Cas	2.2680	6600.0	91	2732	No
286	GOM_NL__2PRFIN20020907_231554_000000472009_00173_02732_2768.N1	07-SEP-2002 23:15:54	Bright	47.000	76	27Gam Cas	2.3000	30000.	94	2732	No
287	GOM_NL__2PRFIN20020907_231939_000000842009_00173_02732_2769.N1	07-SEP-2002 23:19:39	Bright	83.500	73	57Gam1And	2.2600	13100.	167	2732	No
288	GOM_NL__2PRFIN20020907_232244_000000592009_00173_02732_2770.N1	07-SEP-2002 23:22:44	Bright	59.000	160	23Gam Per	2.9300	4700.0	118	2732	No
289	GOM_NL__2PRFIN20020907_232452_000000682009_00173_02732_2771.N1	07-SEP-2002 23:24:52	Bright	68.000	35	33Alp Per	1.7950	6250.0	136	2732	No
290	GOM_NL__2PRFIN20020907_232716_000001052009_00173_02732_2772.N1	07-SEP-2002 23:27:16	Bright	105.00	79	26Bet Per	2.3100	13100.	210	2732	No
291	GOM_NL__2PRFIN20020907_233141_000000962009_00173_02732_2773.N1	07-SEP-2002 23:31:41	Bright	95.500	149	45Eps Per	2.8880	30000.	191	2732	No
292	GOM_NL__2PRFIN20020907_233653_000000432009_00173_02732_2774.N1	07-SEP-2002 23:36:53	Bright	43.000	24	66Alp Gem	1.5800	10200.	86	2732	No
293	GOM_NL__2PRFIN20020907_233951_000000842009_00173_02732_2775.N1	07-SEP-2002 23:39:51	Twilight	83.500	28	12Bet Tau	1.6500	15200.	167	2732	No
294	GOM_NL__2PRFIN20020907_234304_000000542009_00173_02732_2776.N1	07-SEP-2002 23:43:04	Twilight	54.000	44	24Gam Gem	1.9280	11000.	108	2732	No
295	GOM_NL__2PRFIN20020907_234457_000000542009_00173_02732_2777.N1	07-SEP-2002 23:44:57	Twilight	54.000	8	10Alp CMi	0.40000	6500.0	108	2732	No
296	GOM_NL__2PRFIN20020907_234833_000000812009_00173_02732_2778.N1	07-SEP-2002 23:48:33	Dark	81.000	14	58Alp Ori	0.87000	3000.0	162	2732	No
297	GOM_NL__2PRFIN20020907_235310_000000642009_00173_02732_2779.N1	07-SEP-2002 23:53:10	Dark	64.000	1	9Alp CMa	-1.4400	11000.	128	2732	No
298	GOM_NL__2PRFIN20020907_235545_000000482009_00173_02732_2780.N1	07-SEP-2002 23:55:45	Dark	47.500	23	21Eps CMa	1.5020	26000.	95	2732	No
299	GOM_NL__2PRFIN20020907_235815_000000922009_00173_02732_2781.N1	07-SEP-2002 23:58:15	Dark	92.000	7	19Bet Ori	0.10000	14000.	184	2732	No

### 3. Quality information per product

In this section it is plotted some information contained in the Quality Summary data set of the level 2 products. Only products in dark limb conditions and without errors (error flag in the MPH set to "0") are used.

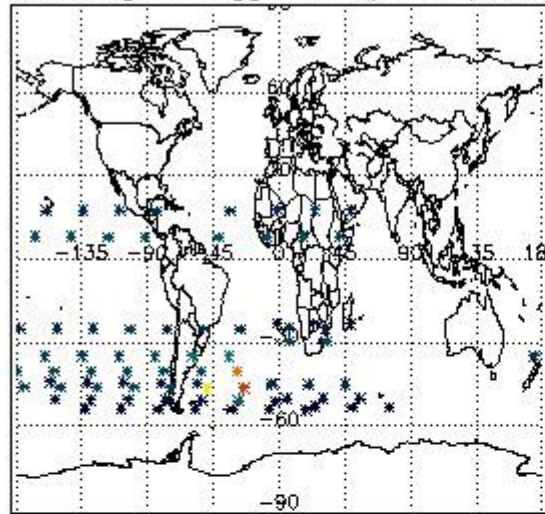
#### 3.1 Plot quality information per product (time dependant)



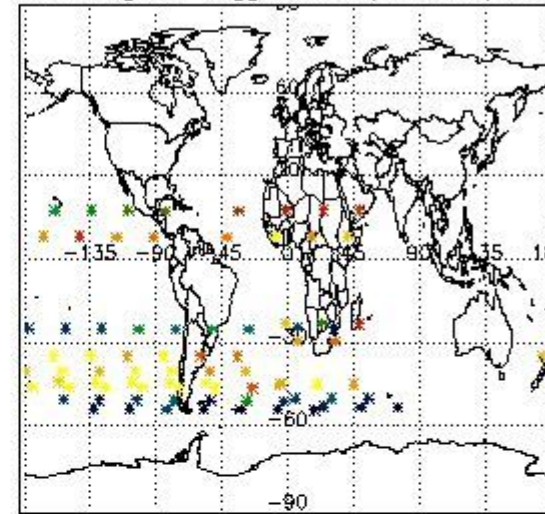
3.2 Plot quality information per product (world map)



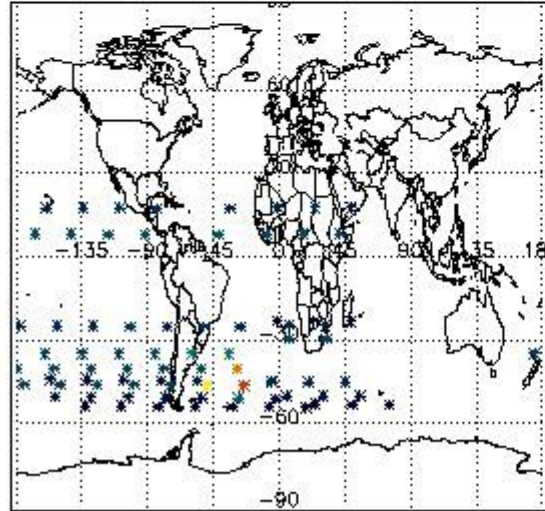
Percentage of flagged data per O3 profile



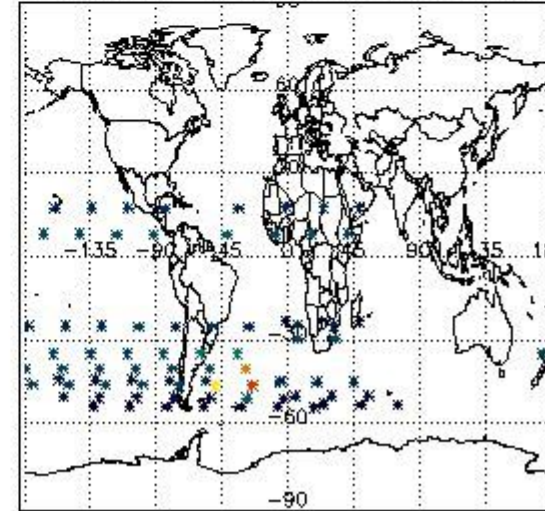
Percentage of flagged data per H2O profile



Percentage of flagged data per NO2 profile



Percentage of flagged data per NO3 profile



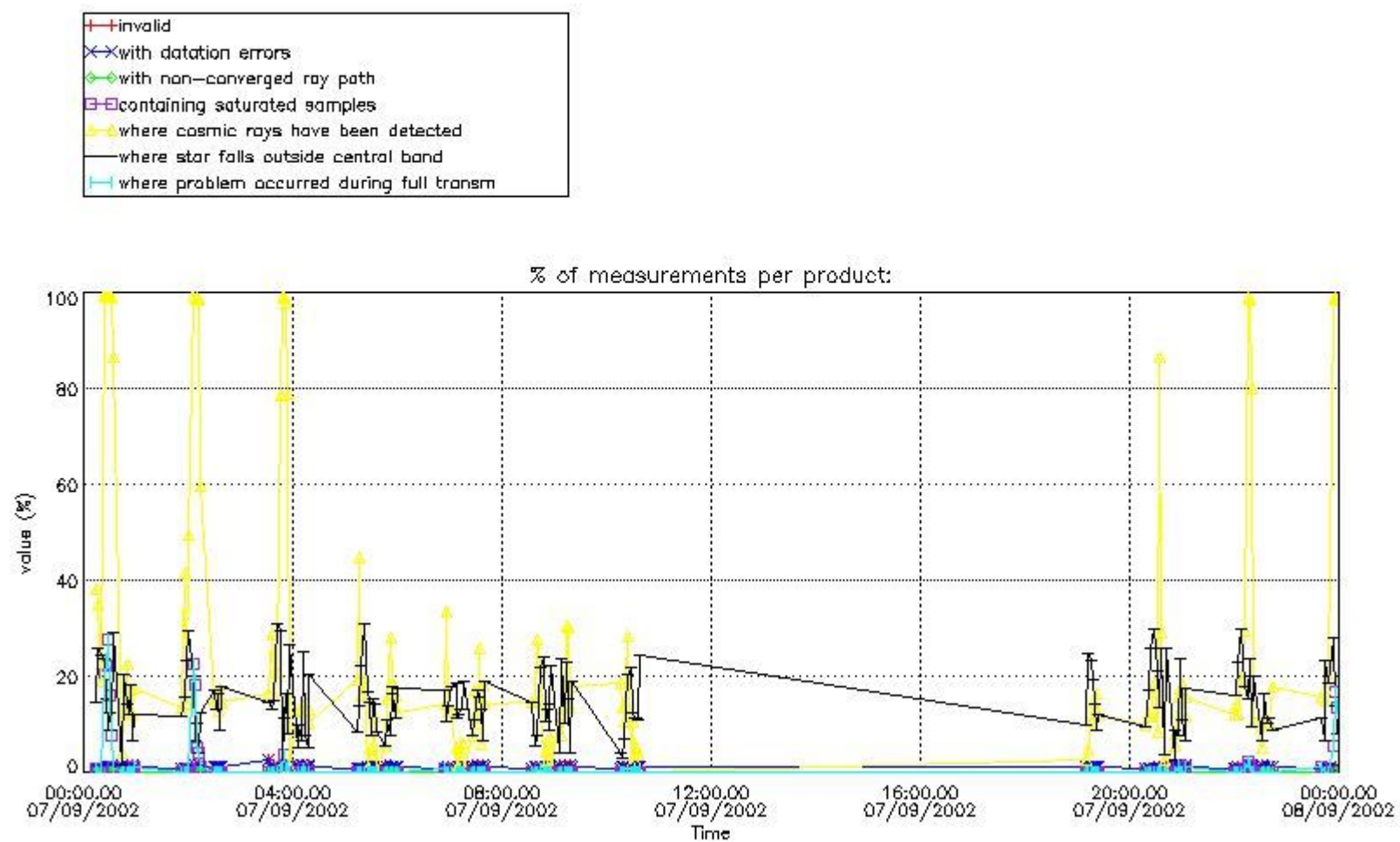
#### 4. Level 1 quality information per product

In this section it is plotted some information contained in the Quality Summary data set of the level 2 products that comes from the level 1b processing. Products without errors (error flag in the MPH set to "0") are used.

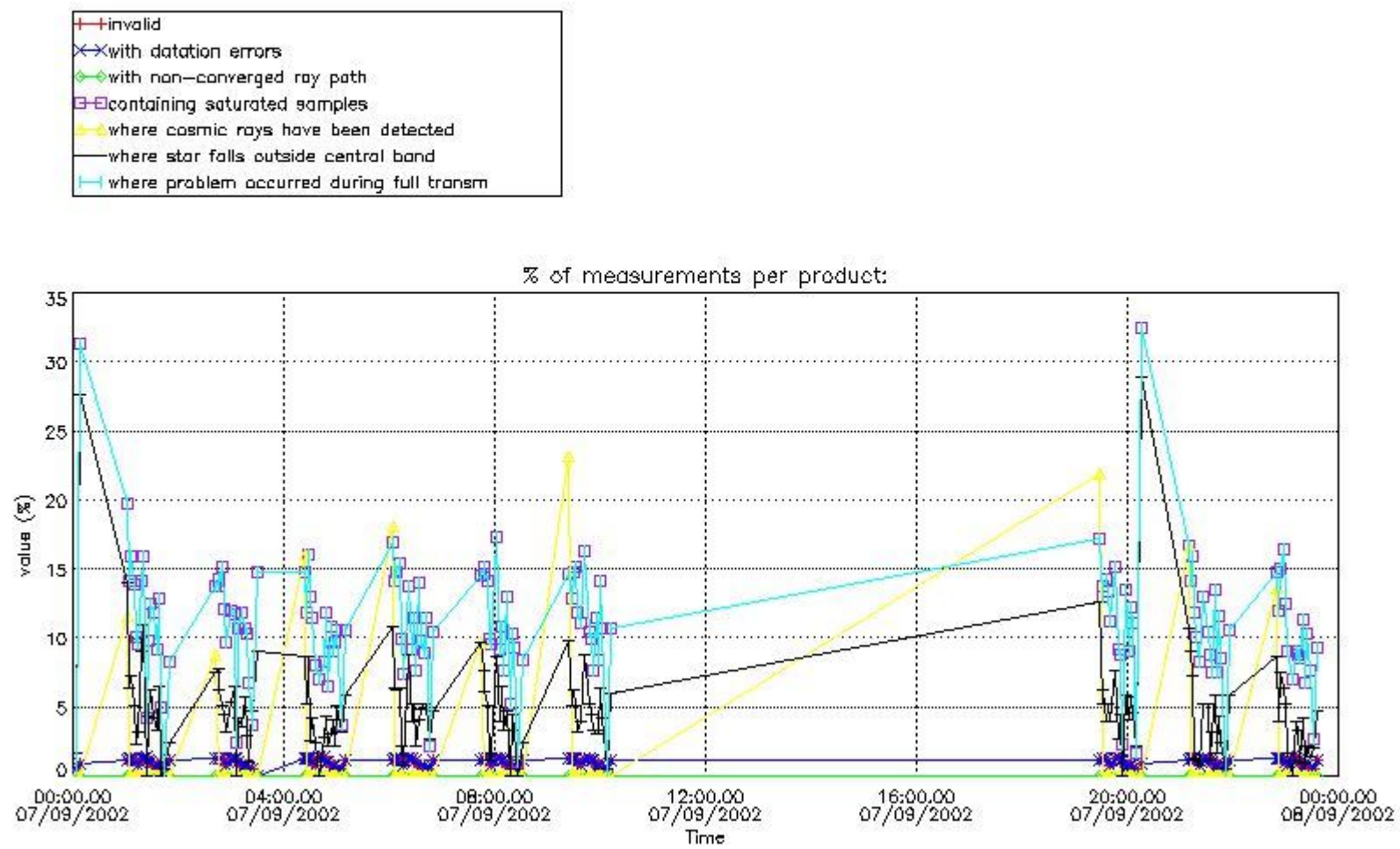
##### 4.1 Plot quality information per product (time dependant) coming from level 1b processing

###### 4.1.1 Plot level 1 quality information per product (time dependant): ENVISAT ASCENDING passes





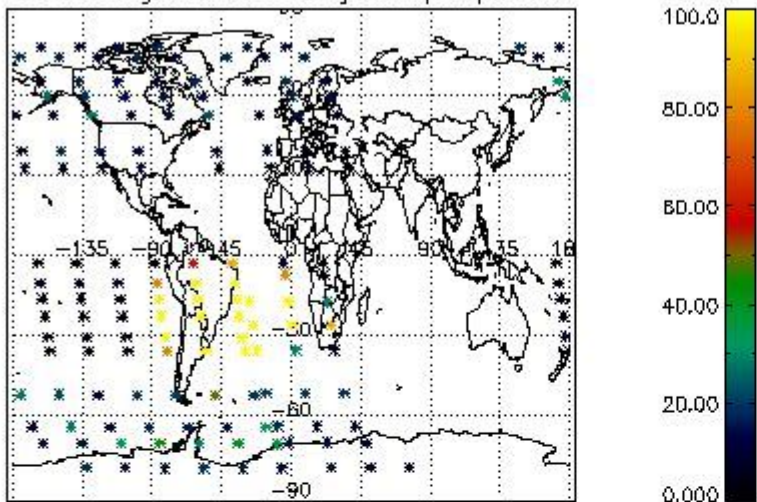
4.1.2 Plot level 1 quality information per product (time dependant): ENVI SAT DESCENDING passes



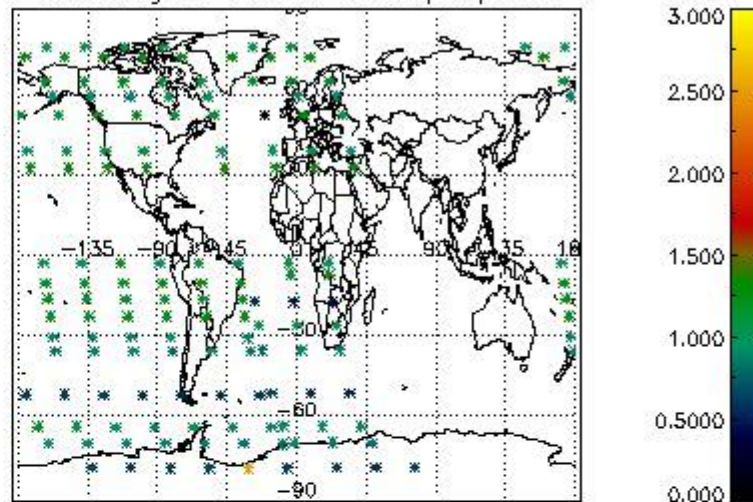
*4.2 Plot quality information per product coming from level 1b processing (world map)*

*4.2.1 Plot level 1 quality information per product (world map): ENVISAT ASCENDING passes*

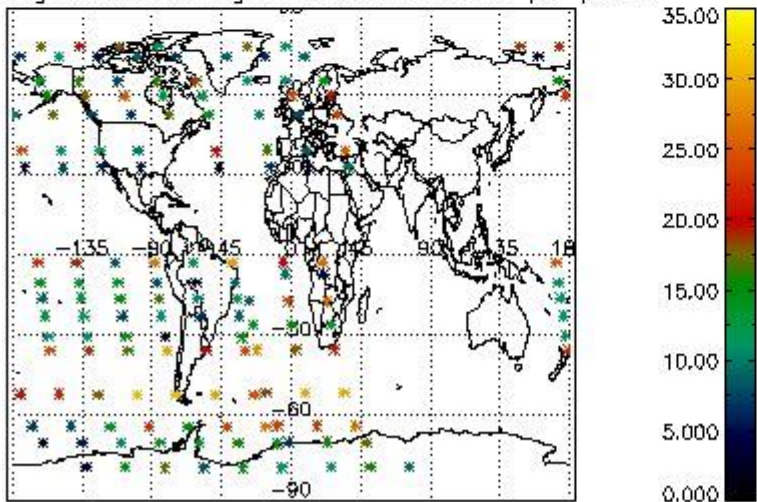
Percentage of cosmic ray hits per profile



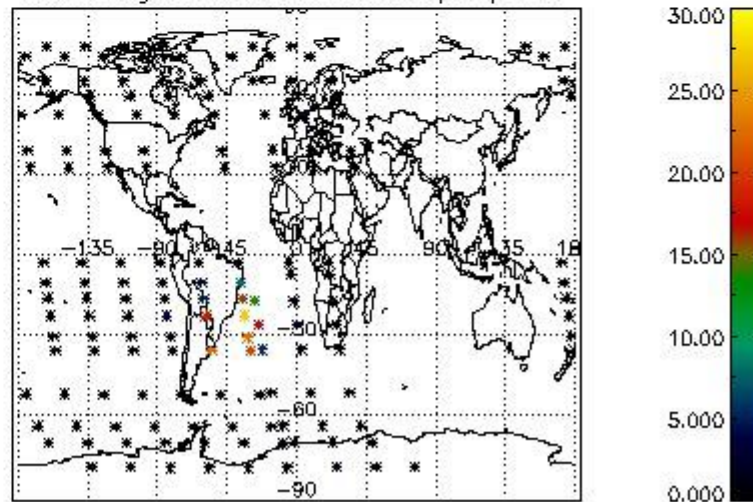
Percentage of datation errors per profile



Percentage of star falling outside central band per profile

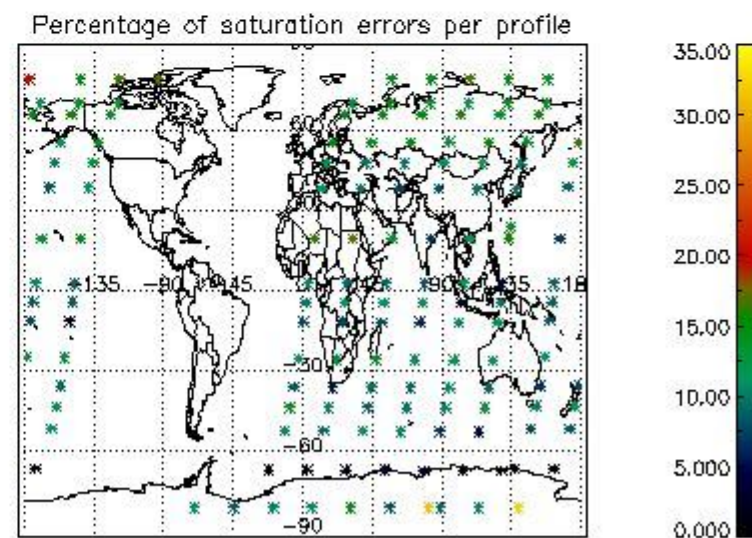
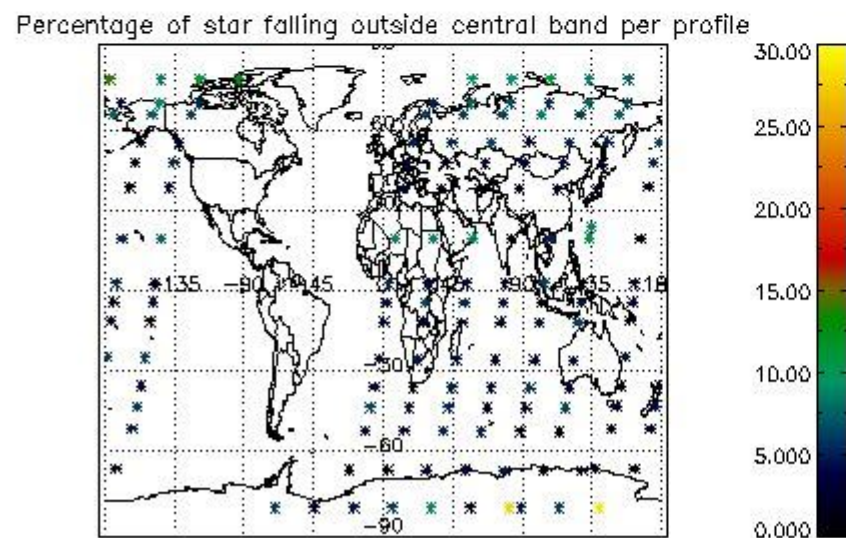
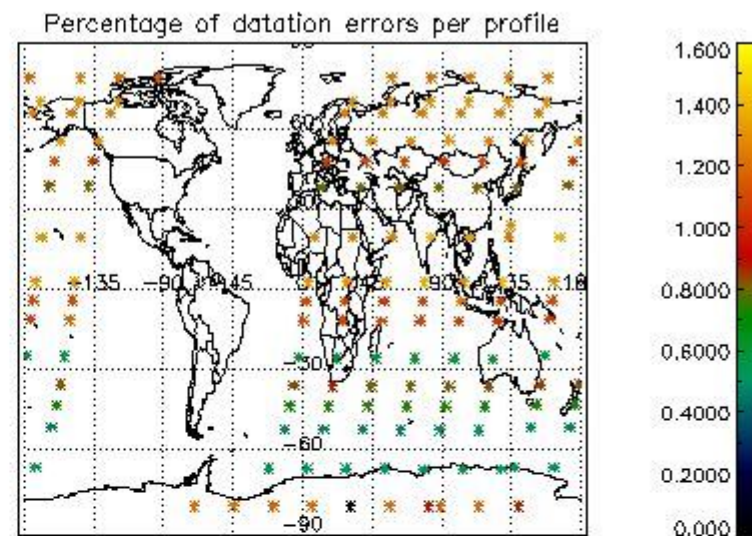
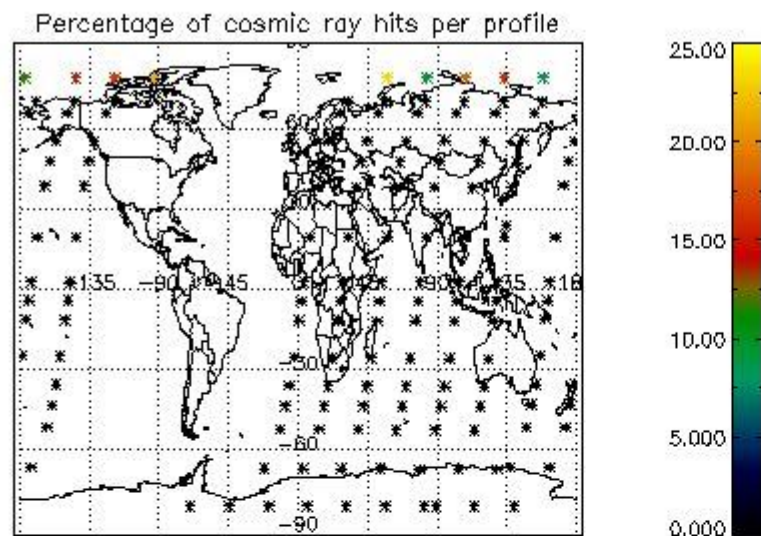


Percentage of saturation errors per profile



4.2.2 Plot level 1 quality information per product (world map): ENVISAT DESCENDING passes





## 5. Trace gas profiles

### 5.1 Ozone statistics based on quality of products

The final quality of the products can be "measured" using the STD (Standard Deviation) attached to every point profile. This information is written to the parameter GOM\_NL\_\_2P/NL\_LOCAL\_SPECIES\_DENSITY/o3\_std of the level 2 products. The table below shows the statistics for given STD ranges.

The statistics are given with respect to the overall valid production:

- Products without fatal errors: GOM\_NL\_\_2P/MPH/PRODUCT\_ERR=0
- Valid point profile: GOM\_NL\_\_2P/NL\_LOCAL\_SPECIES\_DENSITY/pcd(0)=0

The 'Criteria' is applied to valid points of dark limb products:

- Products in dark limb illumination condition: GOM\_NL\_\_2P/NL\_SUMMARY\_QUALITY/obs\_ill\_cond=0
- Products without fatal errors: GOM\_NL\_\_2P/MPH/PRODUCT\_ERR=0
- Valid point profile: GOM\_NL\_\_2P/NL\_LOCAL\_SPECIES\_DENSITY/pcd(0)=0

So, the table below shows the percentage of dark limb and valid observations for each criteria with respect to the overall valid daily observations.

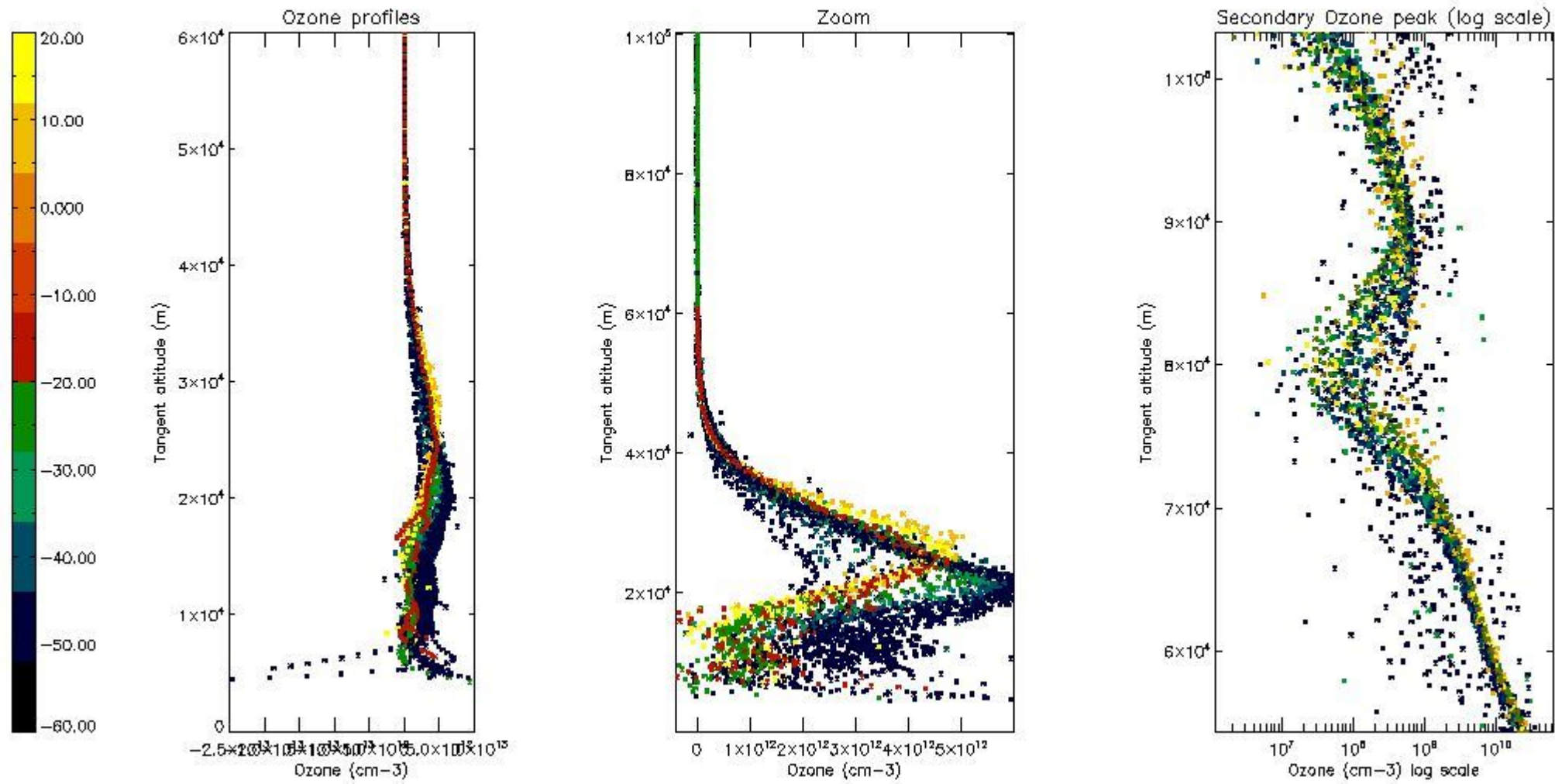
Criteria	% of total production
All STD	27
STD < 20	18



STD < 10	15
STD < 5	12

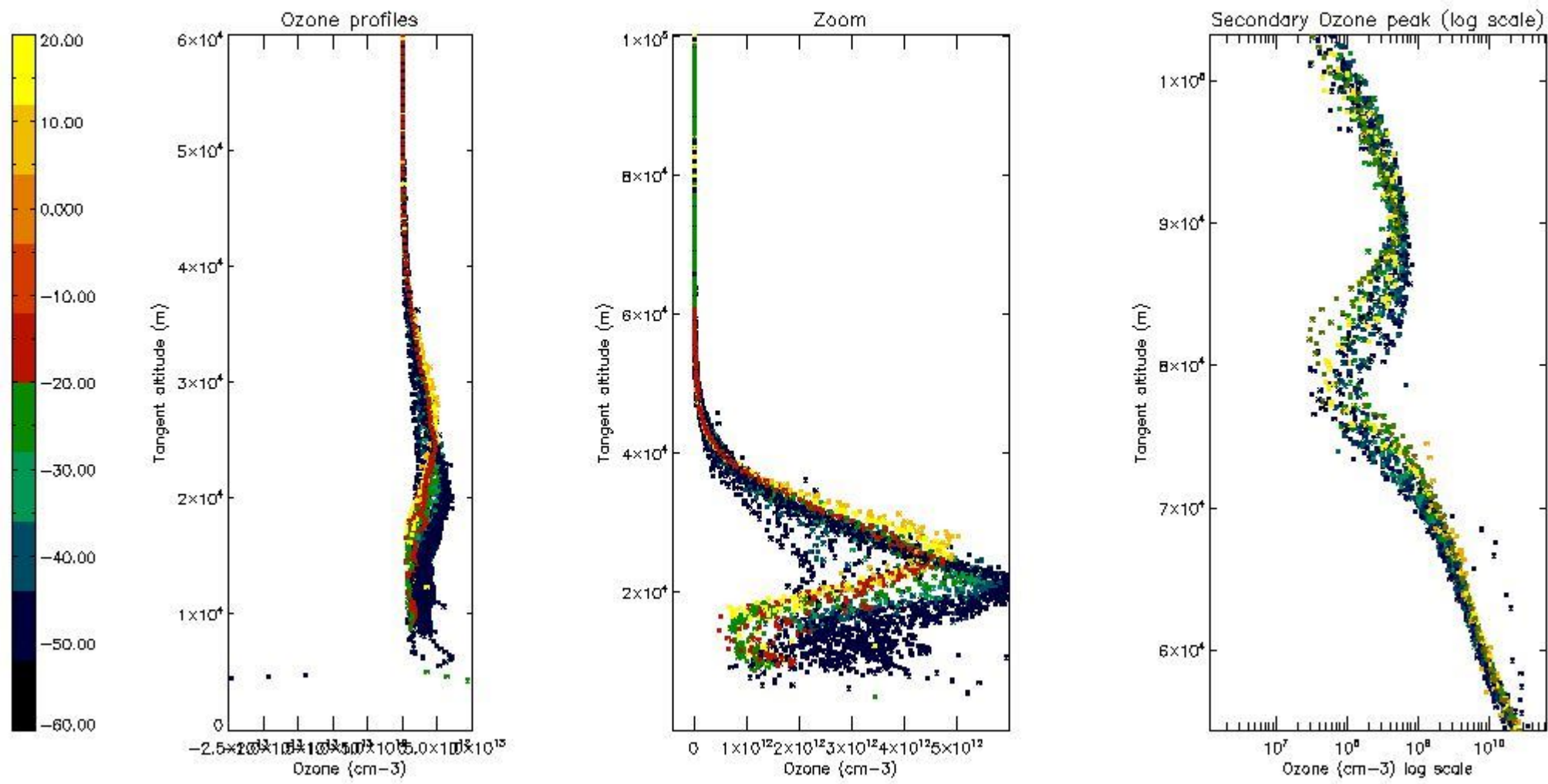
5.2 Plot ozone profiles for all STD (dark without errors)

The colorbar represents the latitude.



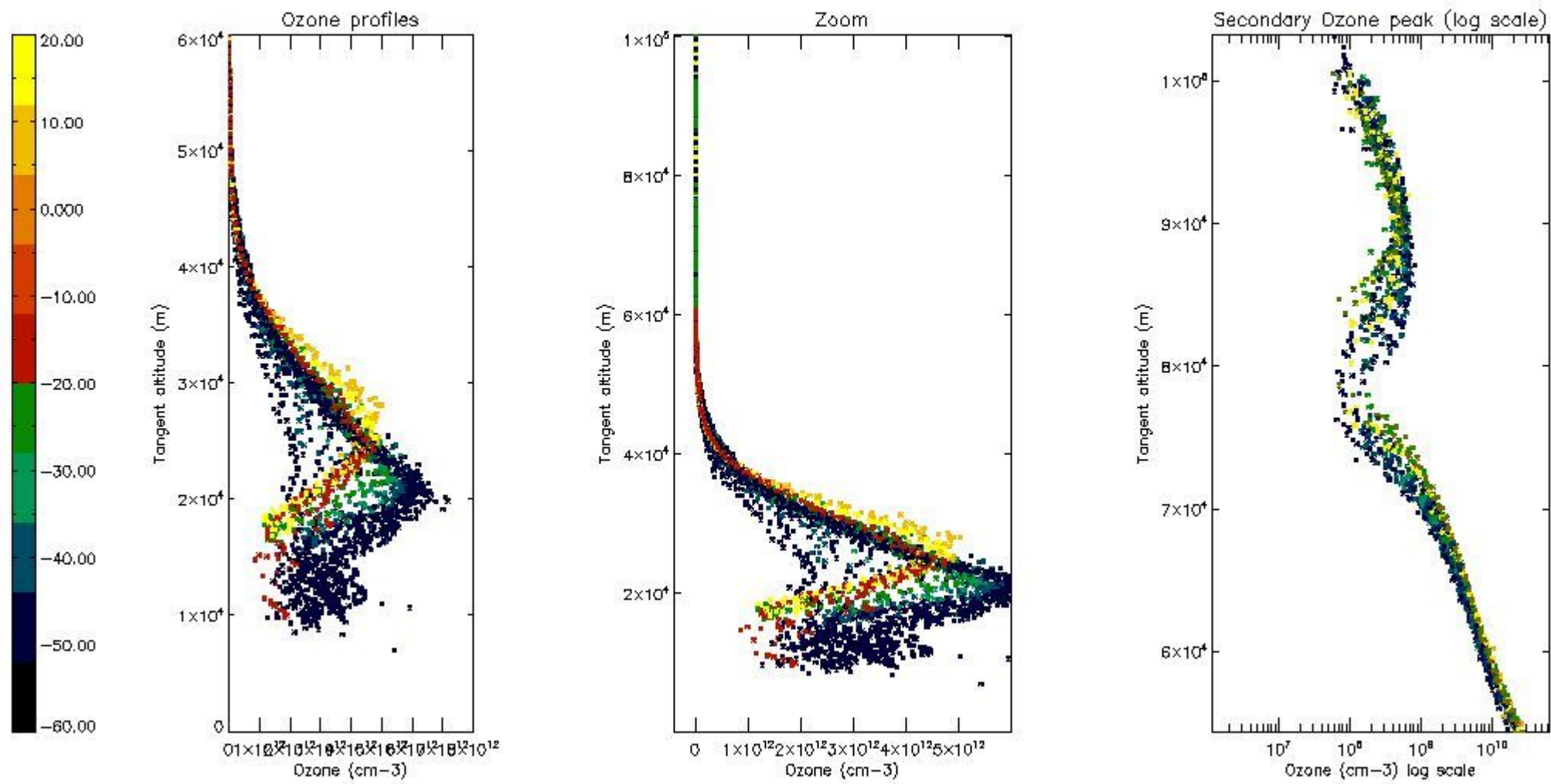
5.3 Plot ozone profiles where STD < 20% (dark without errors)

The colorbar represents the latitude.



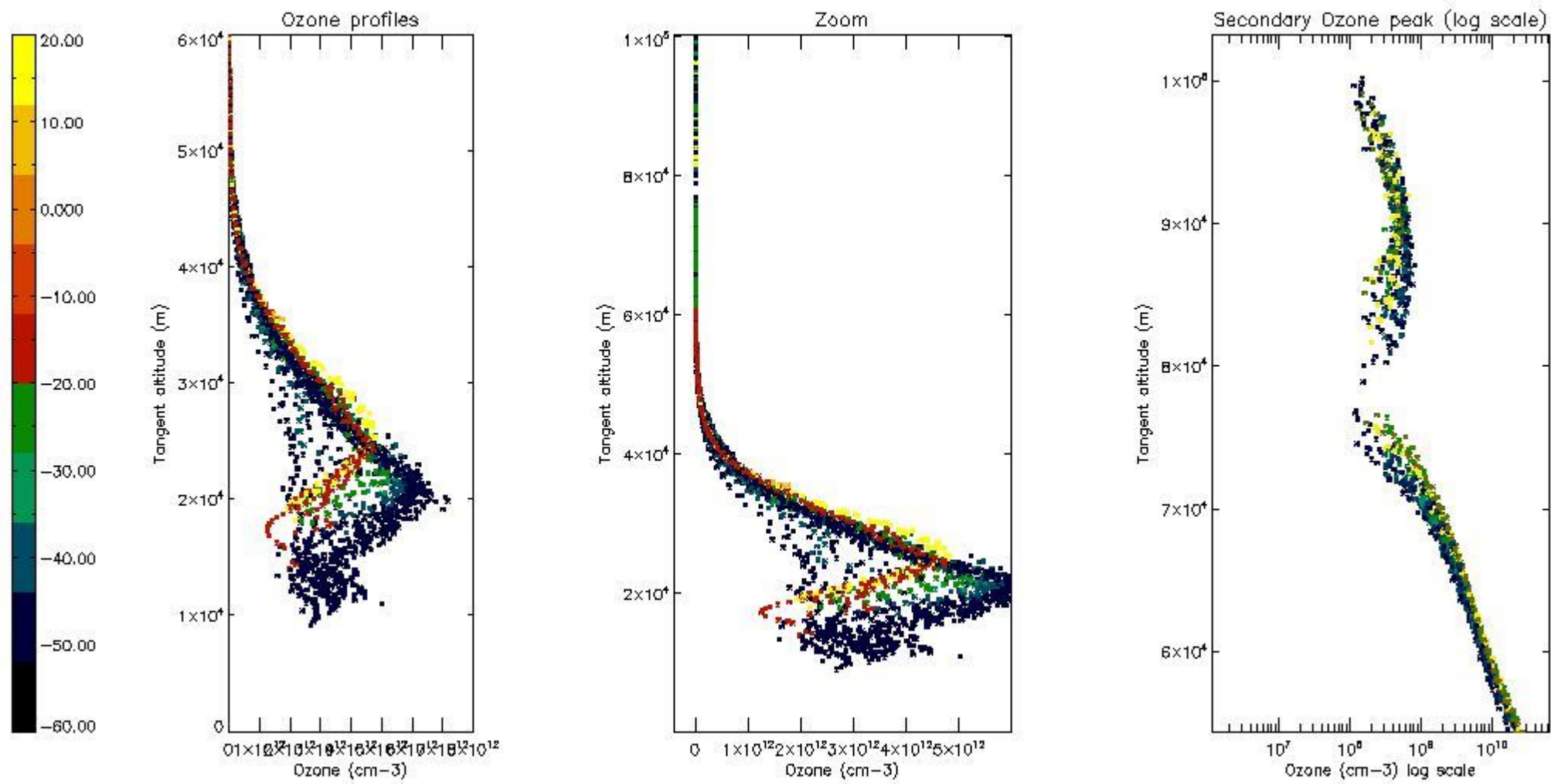
*5.4 Plot ozone profiles where STD < 10% (dark without errors)*

The colorbar represents the latitude.



*5.5 Plot ozone profiles where STD < 5% (dark without errors)*

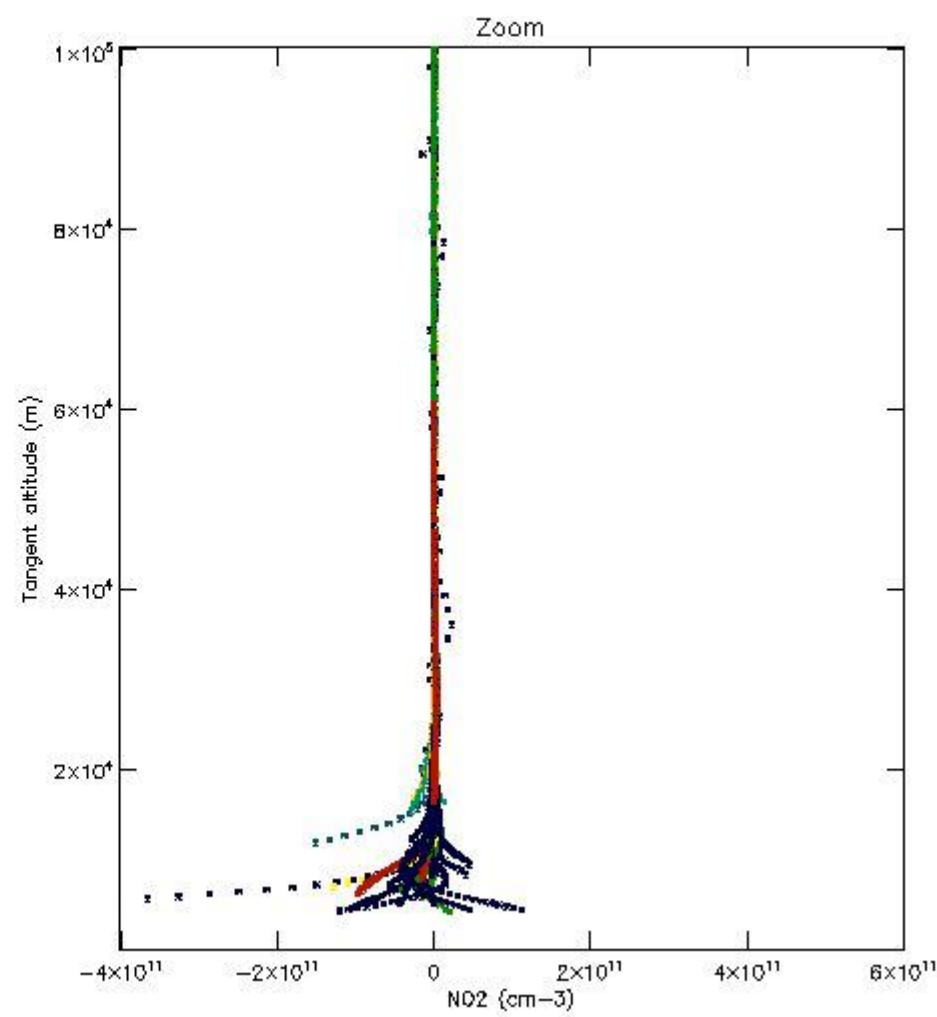
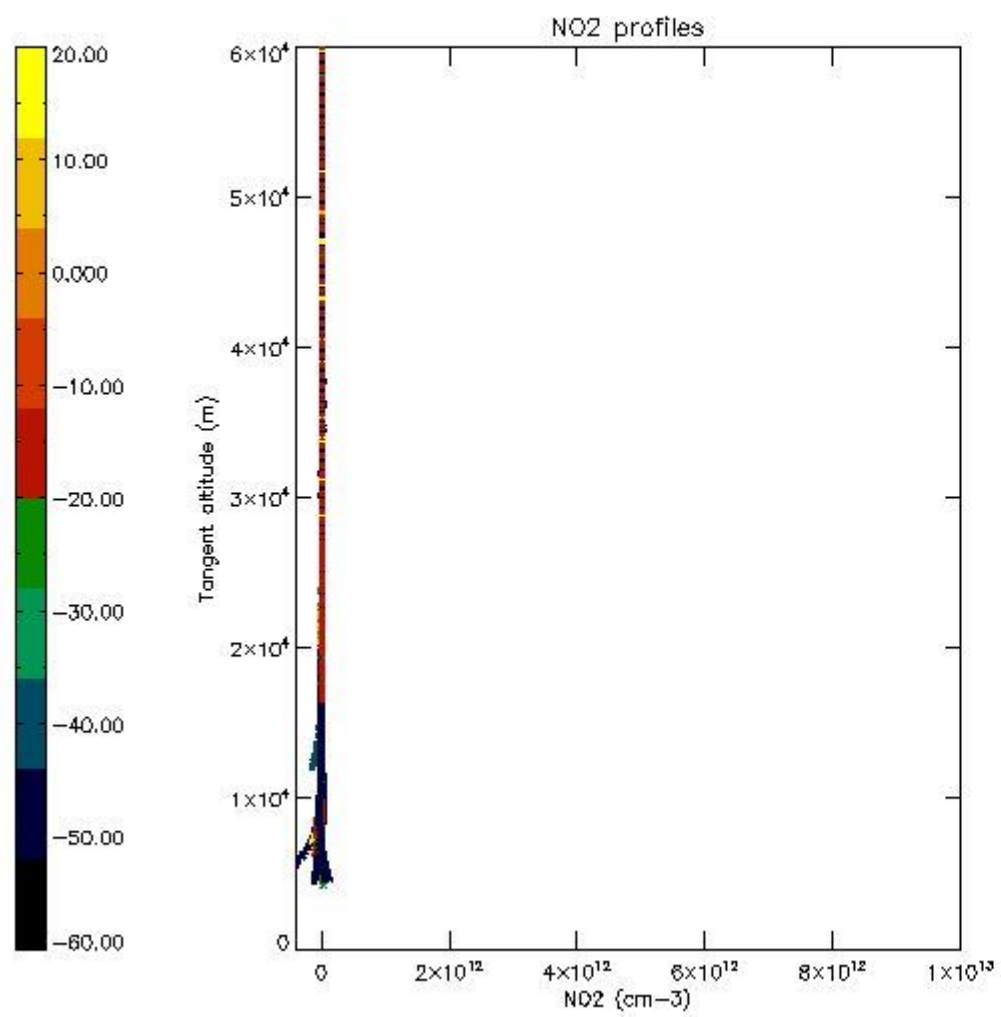
The colorbar represents the latitude.



*5.6 Plot NO<sub>2</sub> profiles for all STD (dark without errors)*

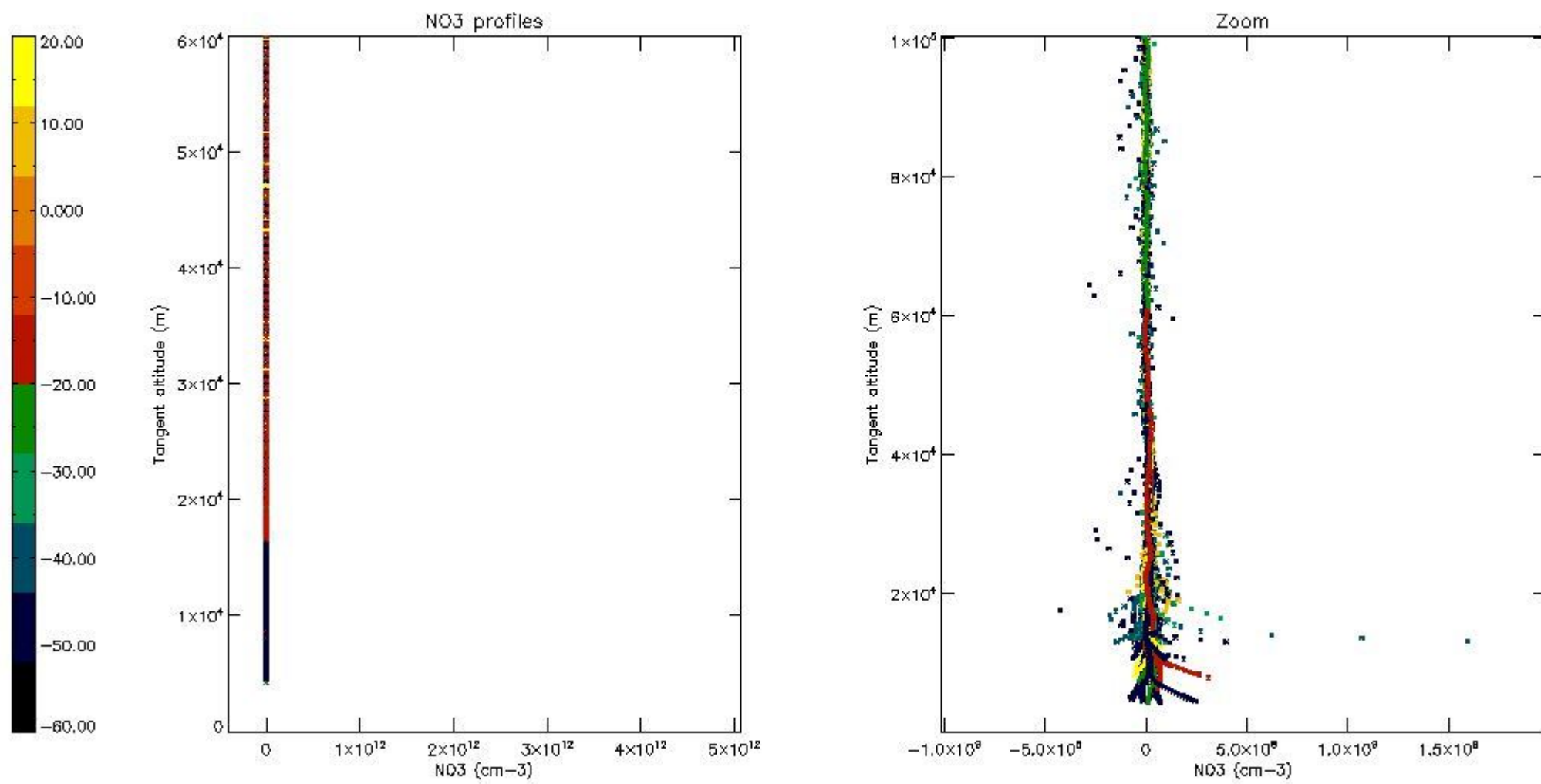
The colorbar represents the latitude.





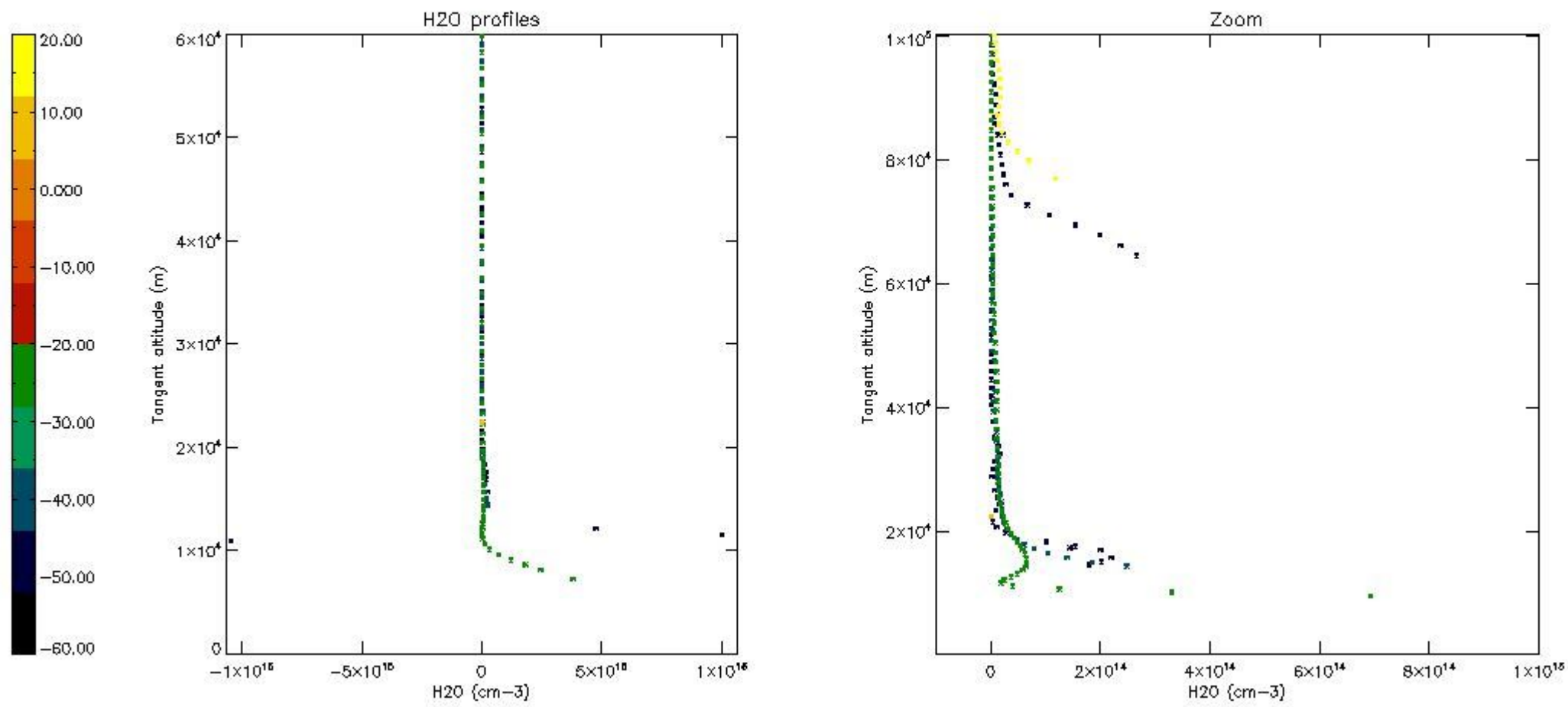
*5.7 Plot NO3 profiles for all STD (dark without errors)*

The colorbar represents the latitude.



*5.8 Plot H2O profiles for all STD (only for occultations of stars 1,2,3,4,13,14,16,26,63 dark without errors)*

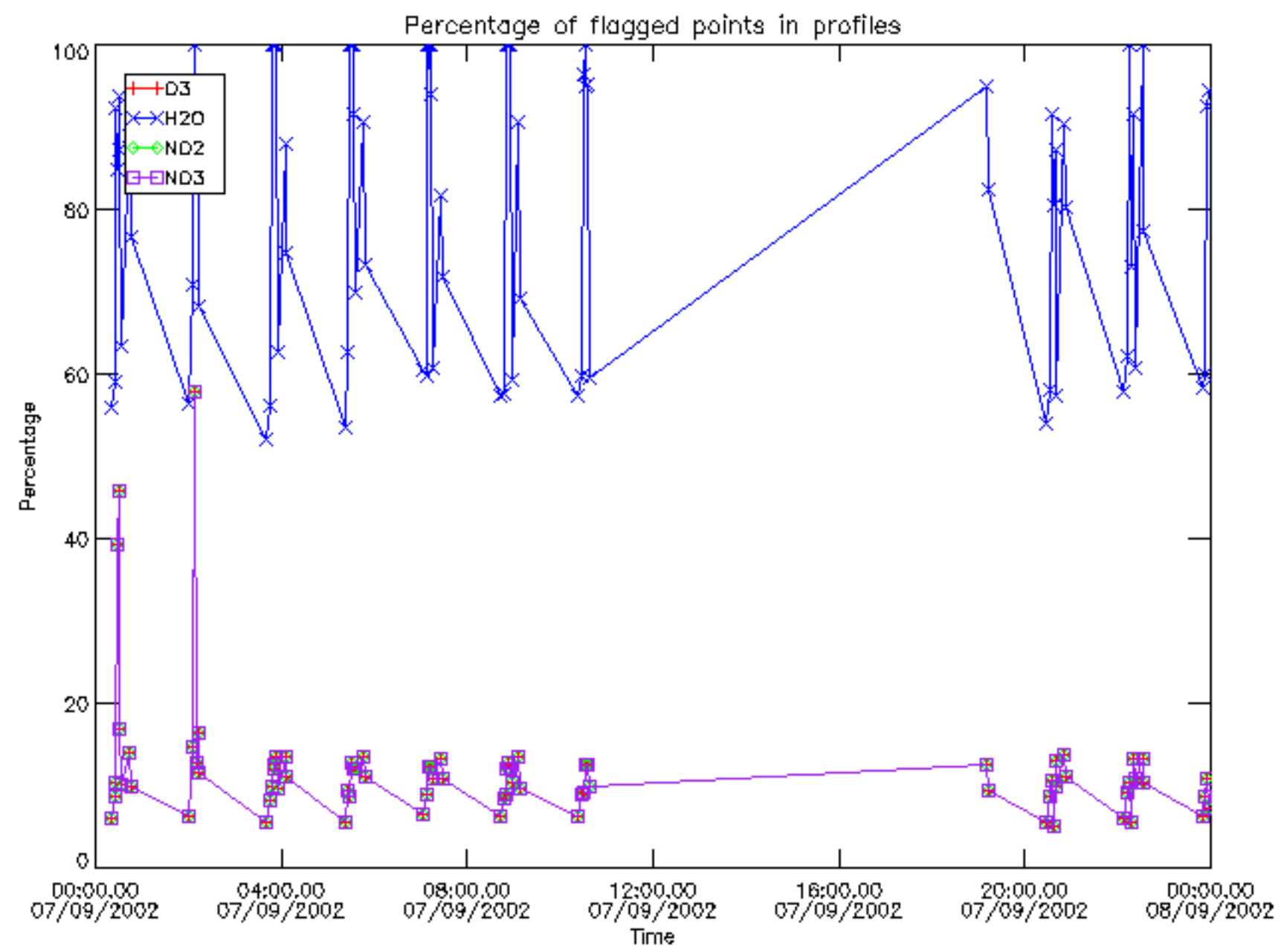
The colorbar represents the latitude.



## 6. Auxiliary Data Files used for the production reported in section 2

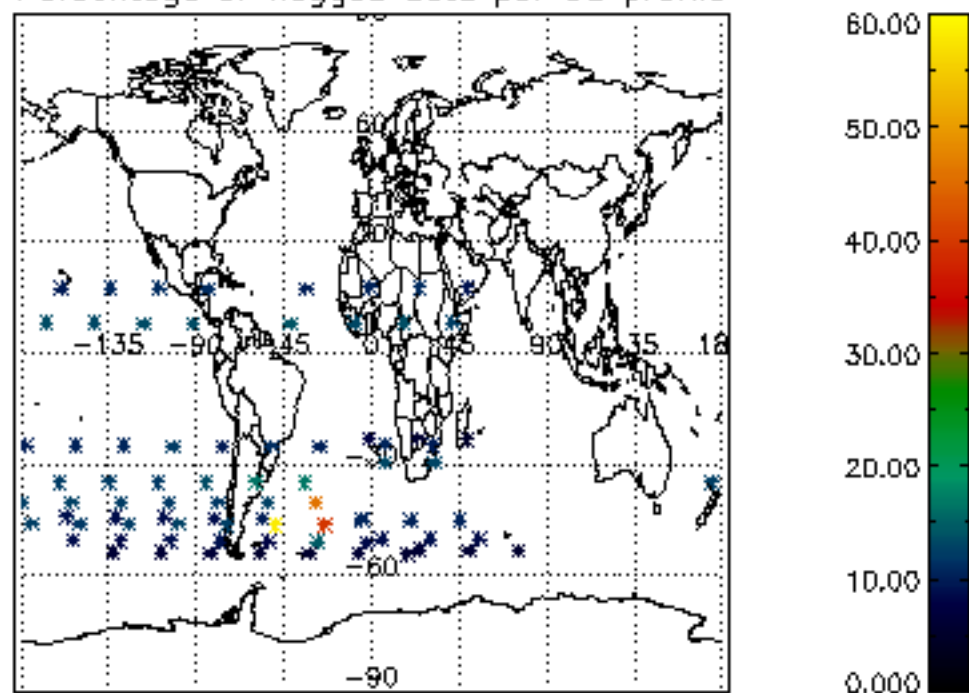
The number reported in the third column indicates since which file (see list in section 2) the corresponding auxiliary file has been used. The fourth column is the date of those product files.

Type	Auxiliary Filename	Used since product	Used since product date
INST_PHYS_CHARACTERISTICS	GOM_INS_AXNIEC20050627_150440_20020301_000000_20100101_000000	1	07-SEP-2002 00:03:29
LEVEL-2_PROC_CONFIG	GOM_PR2_AXVIEC20091111_152718_20020301_000000_20500101_000000	1	07-SEP-2002 00:03:29
CROSS_SECTIONS_FILE	GOM_CRS_AXVIEC20091111_154832_20020301_000000_20500101_000000	1	07-SEP-2002 00:03:29

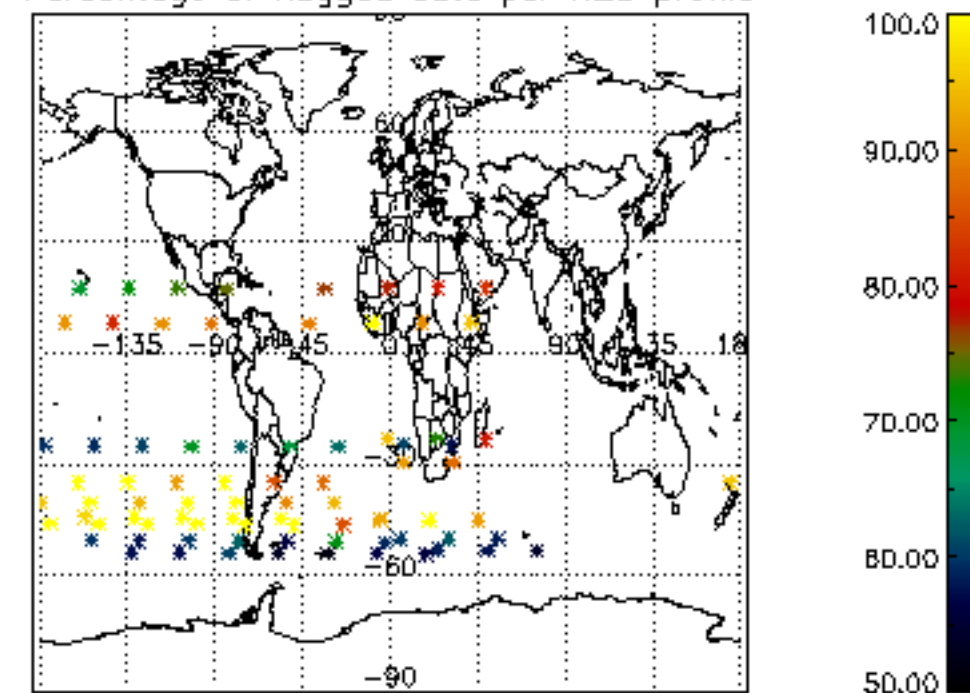




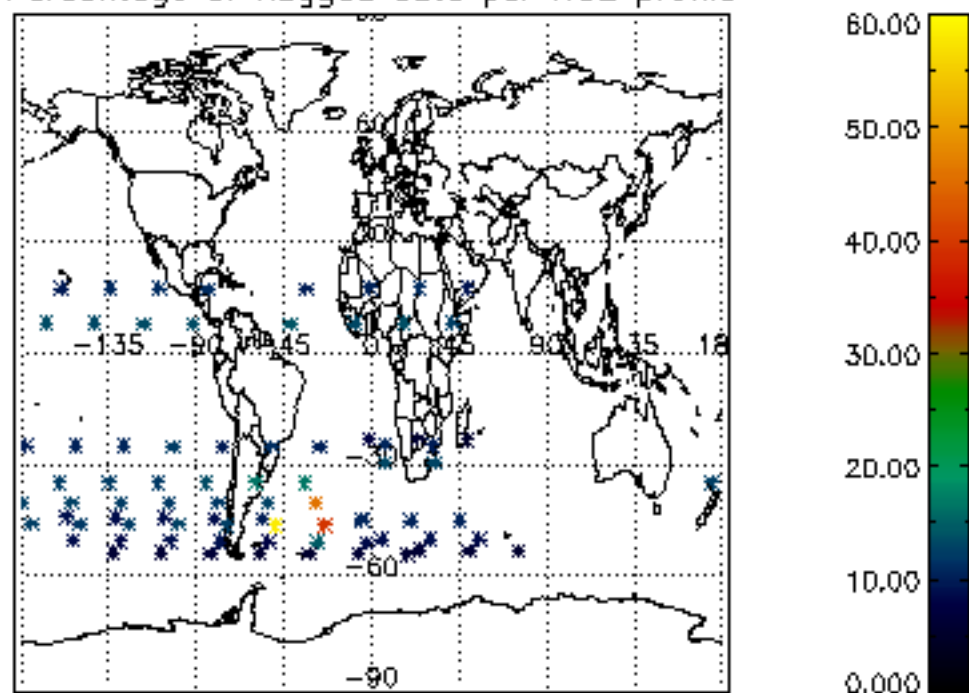
Percentage of flagged data per D3 profile



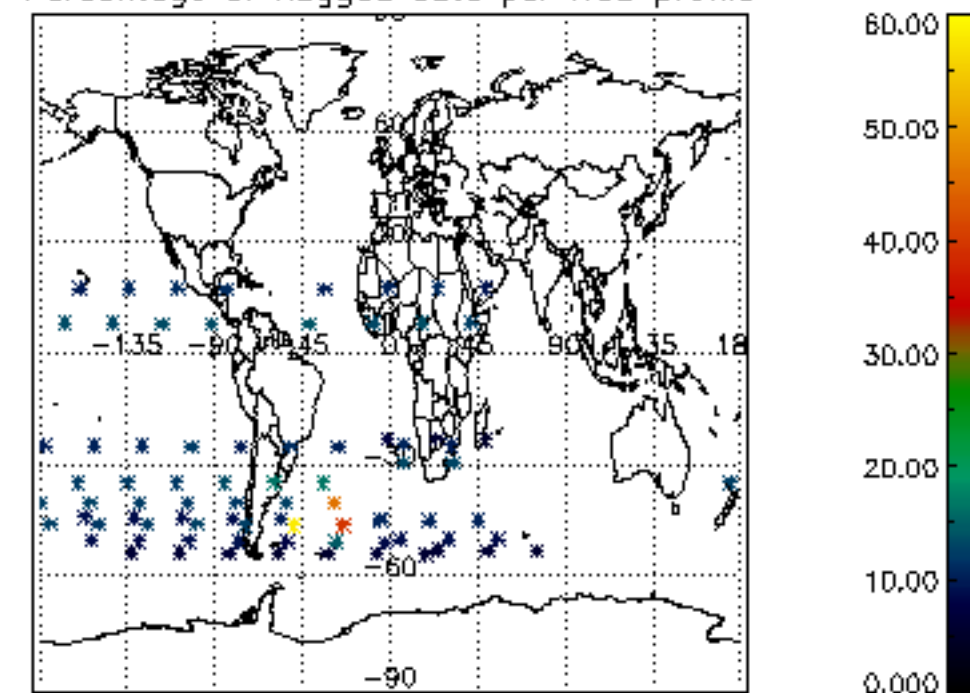
Percentage of flagged data per H2O profile

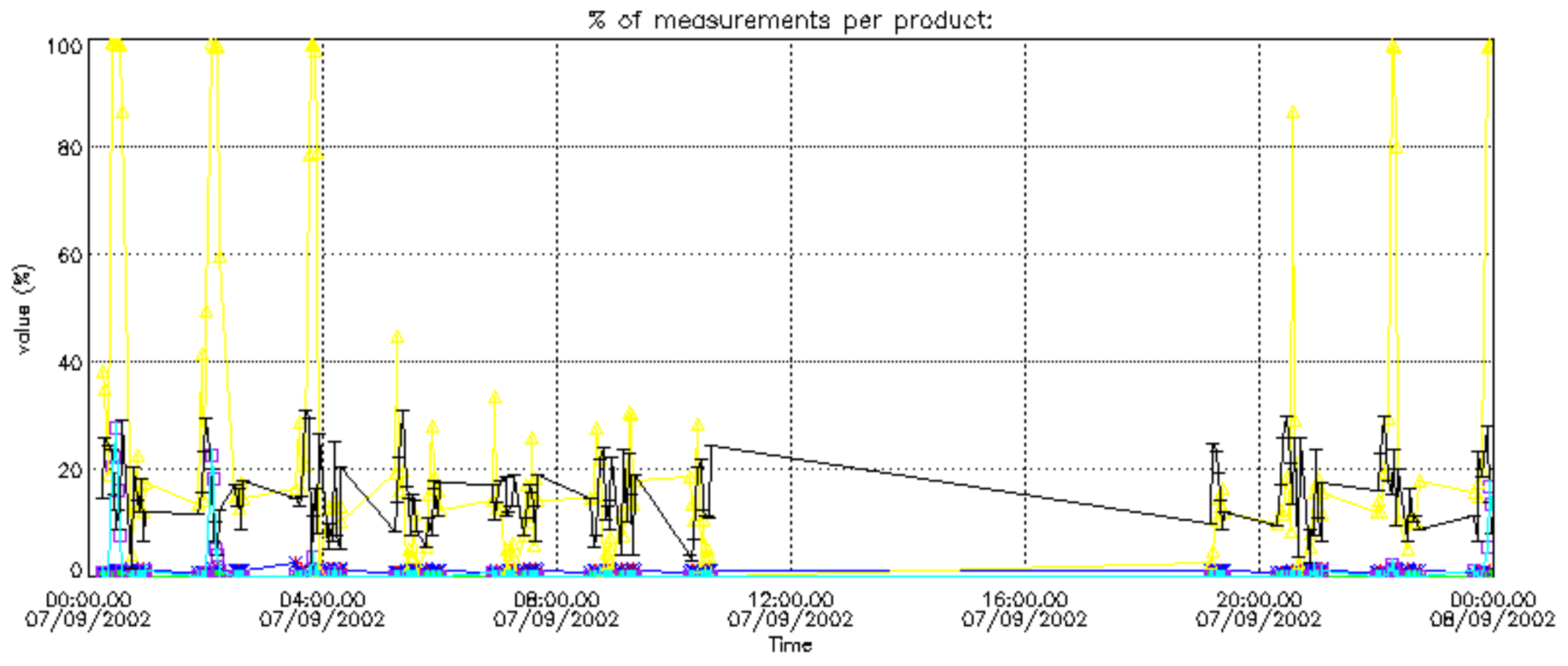


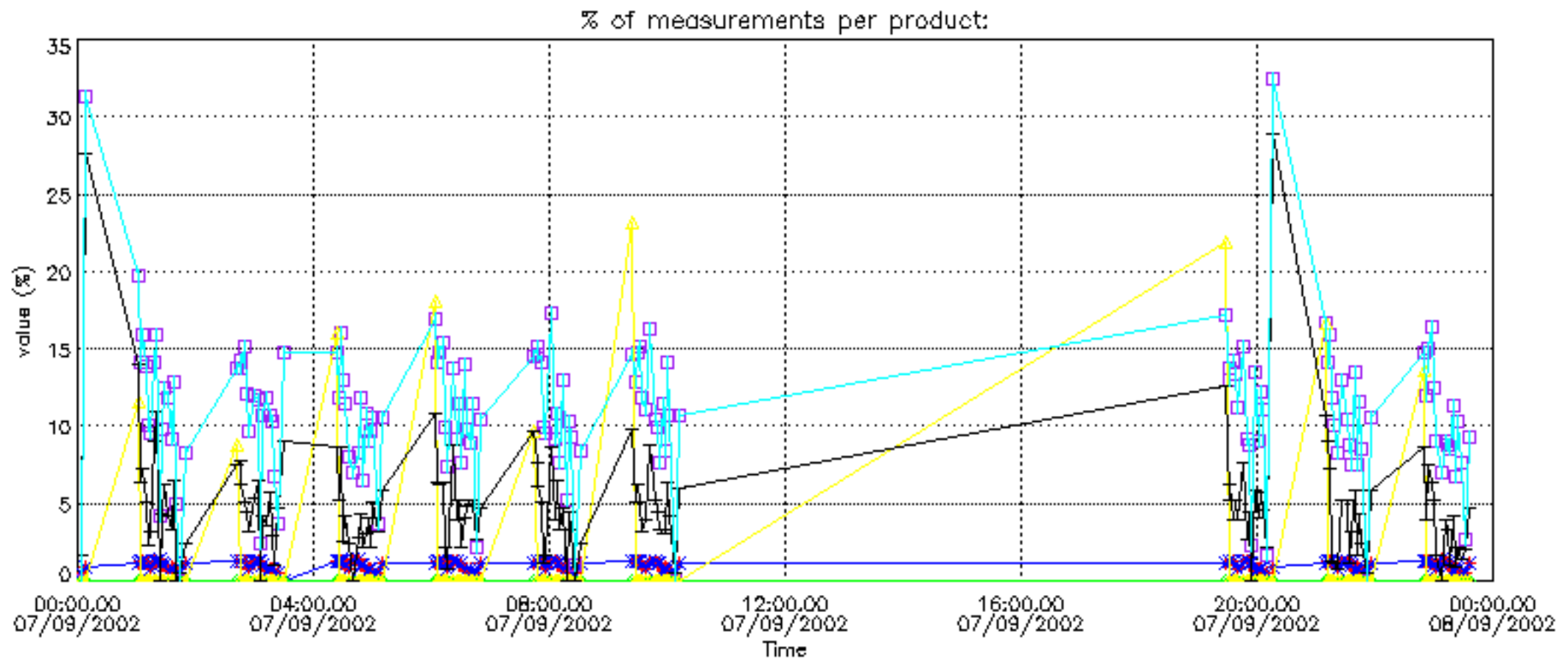
Percentage of flagged data per NO2 profile



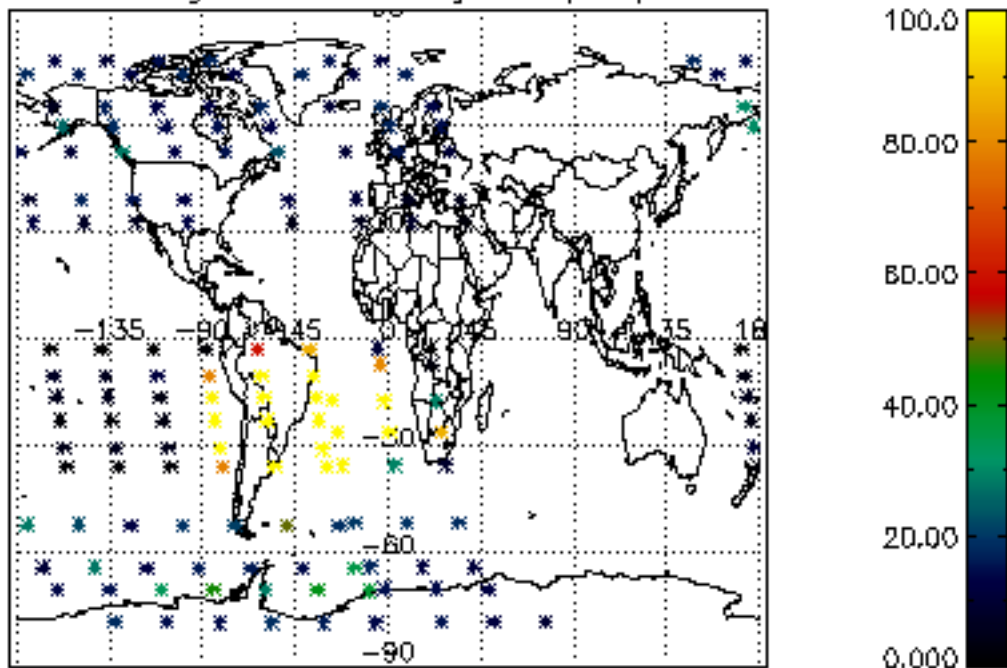
Percentage of flagged data per NO3 profile



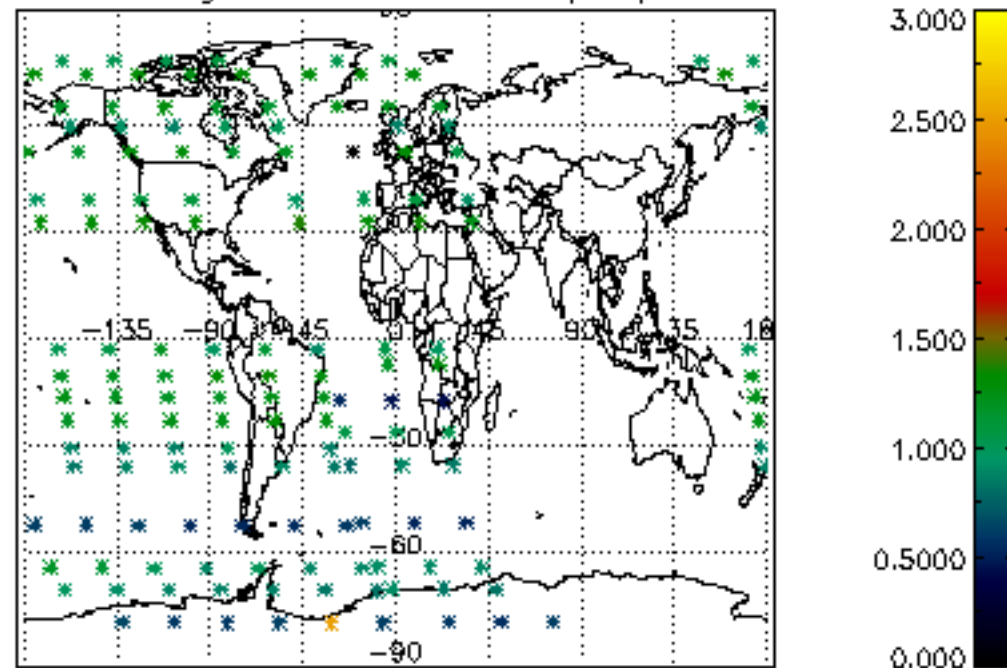




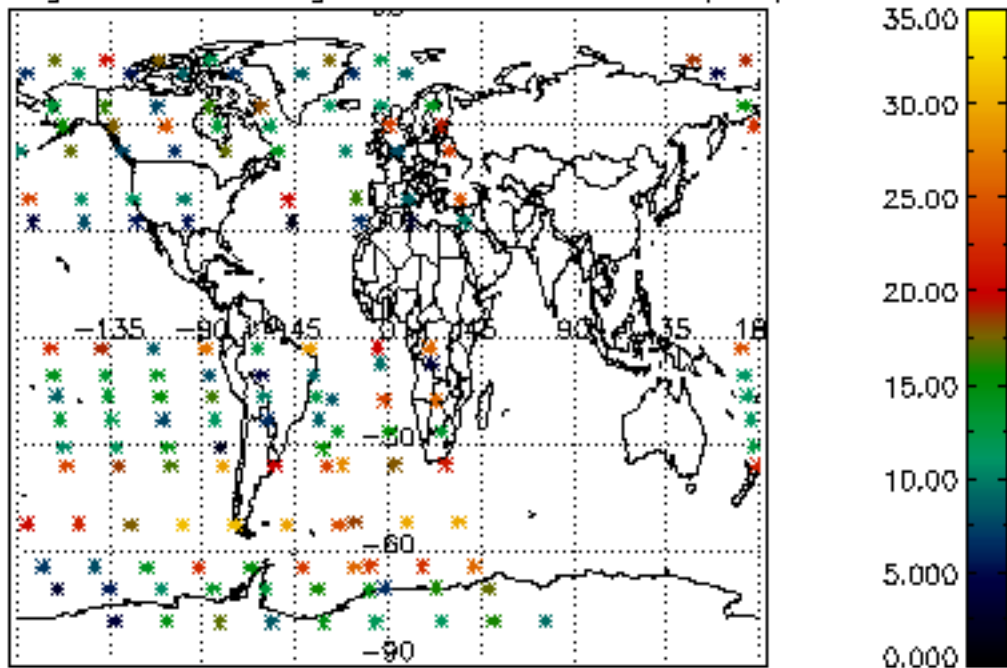
Percentage of cosmic ray hits per profile



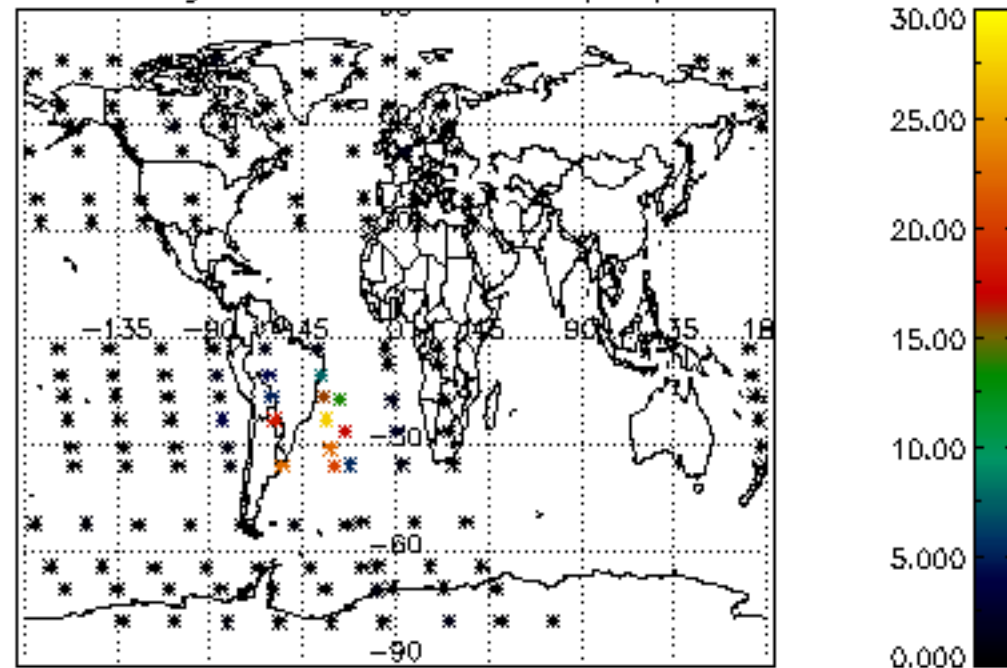
Percentage of datation errors per profile



Percentage of star falling outside central band per profile

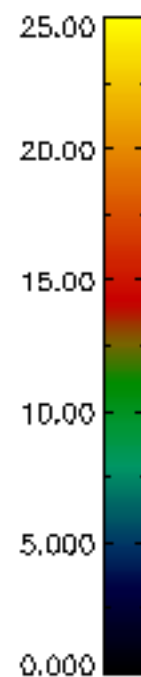
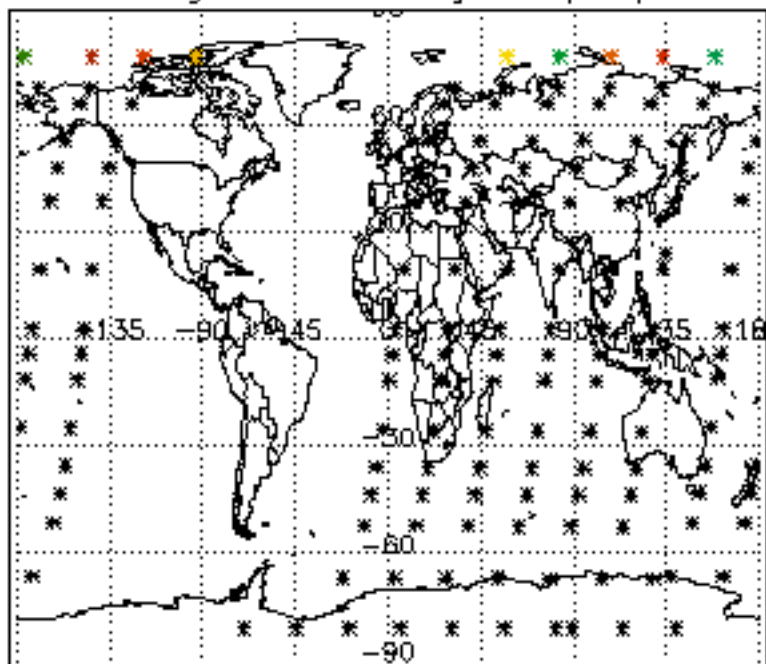


Percentage of saturation errors per profile

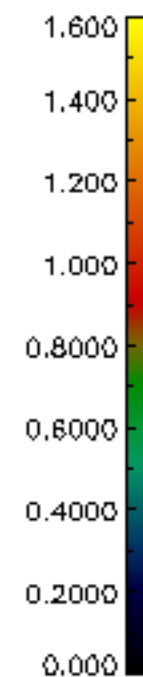
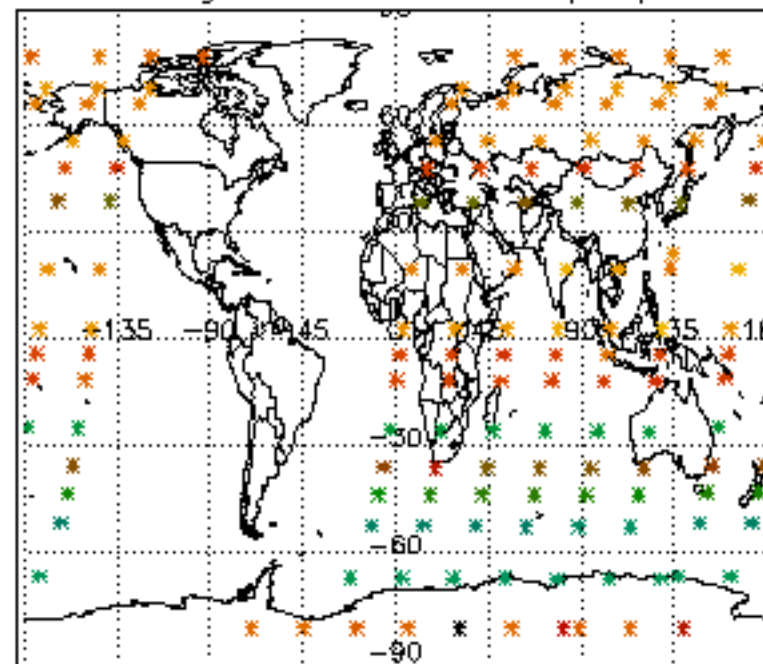




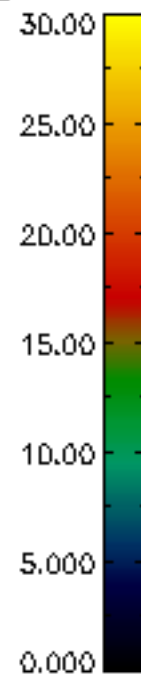
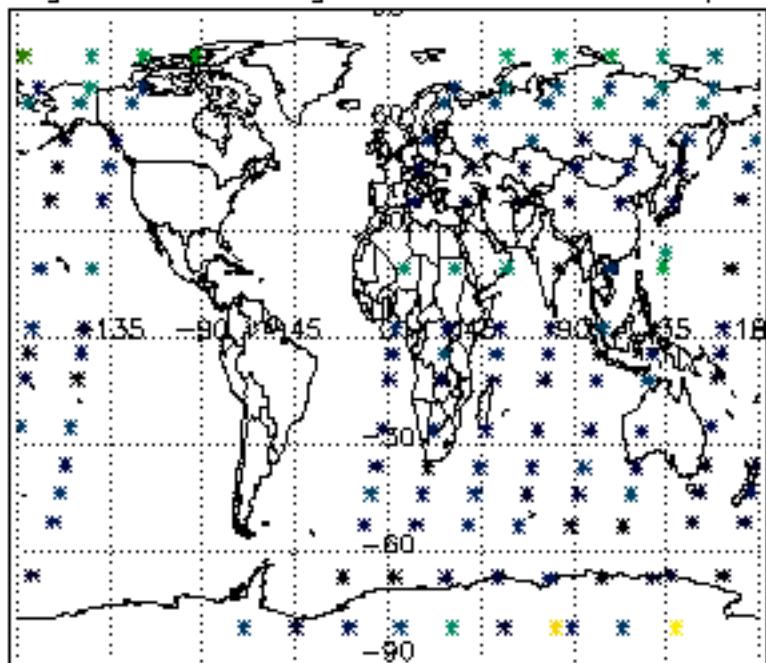
Percentage of cosmic ray hits per profile



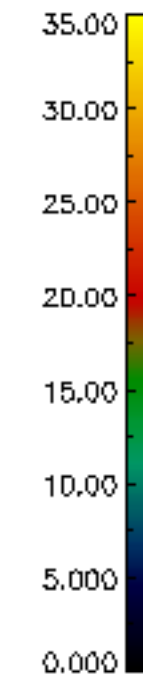
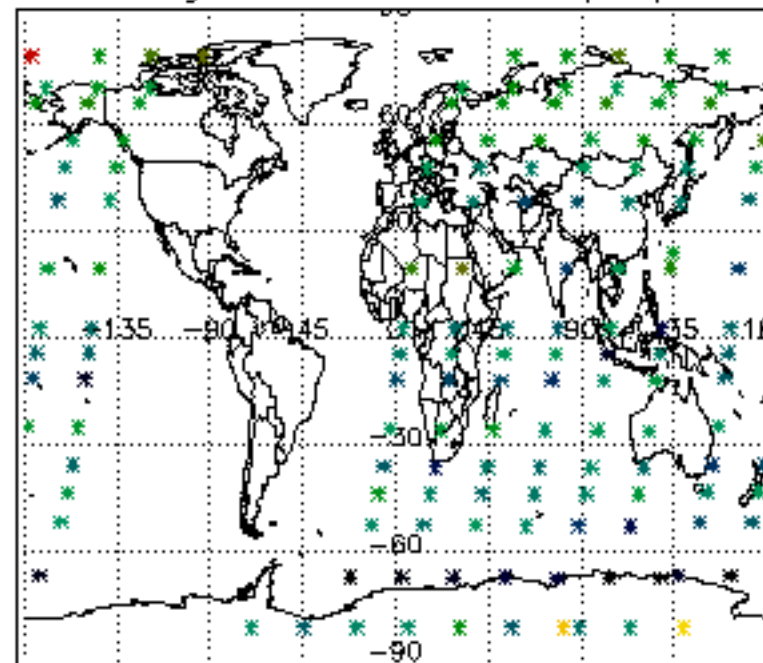
Percentage of datation errors per profile

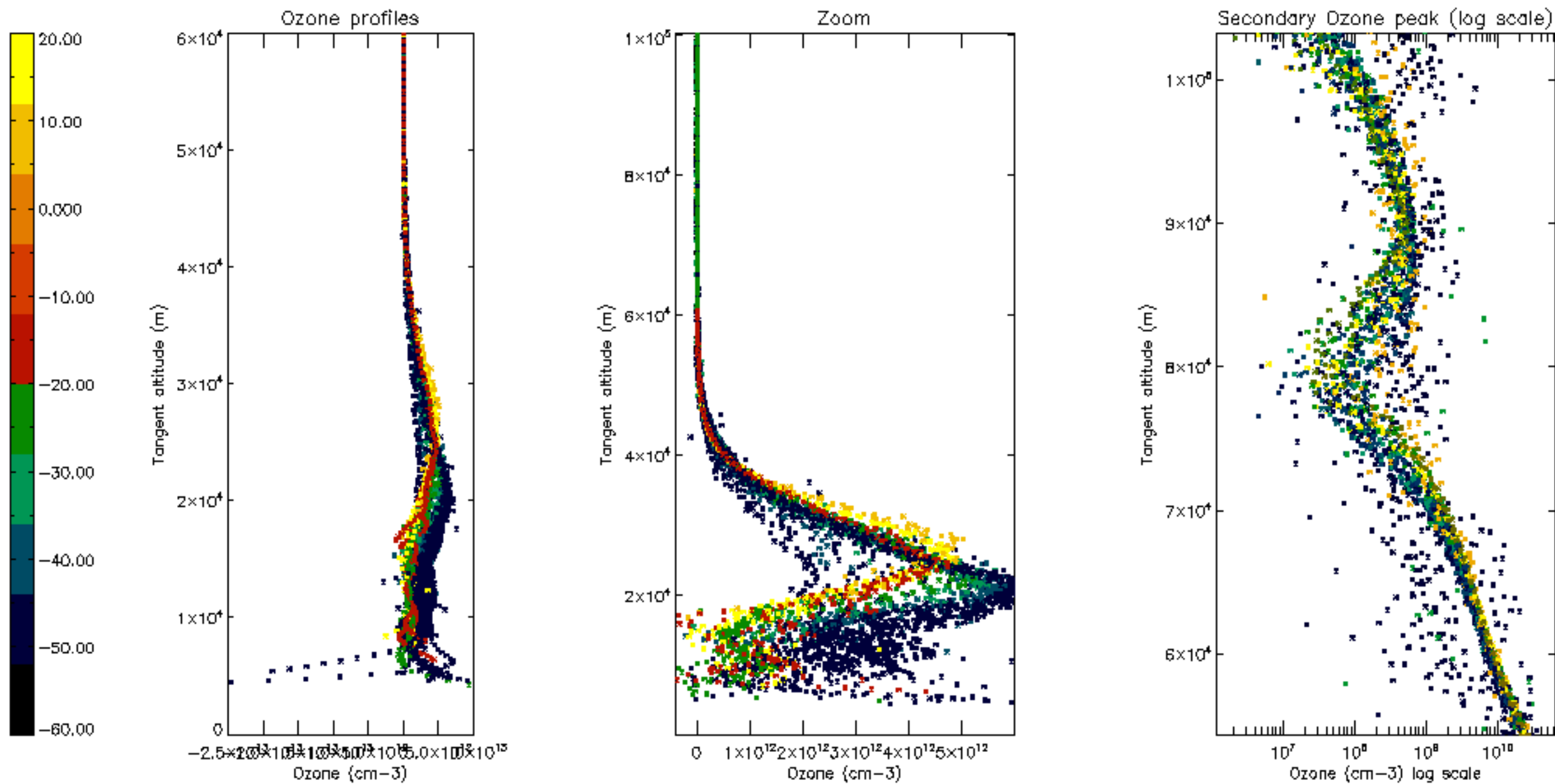


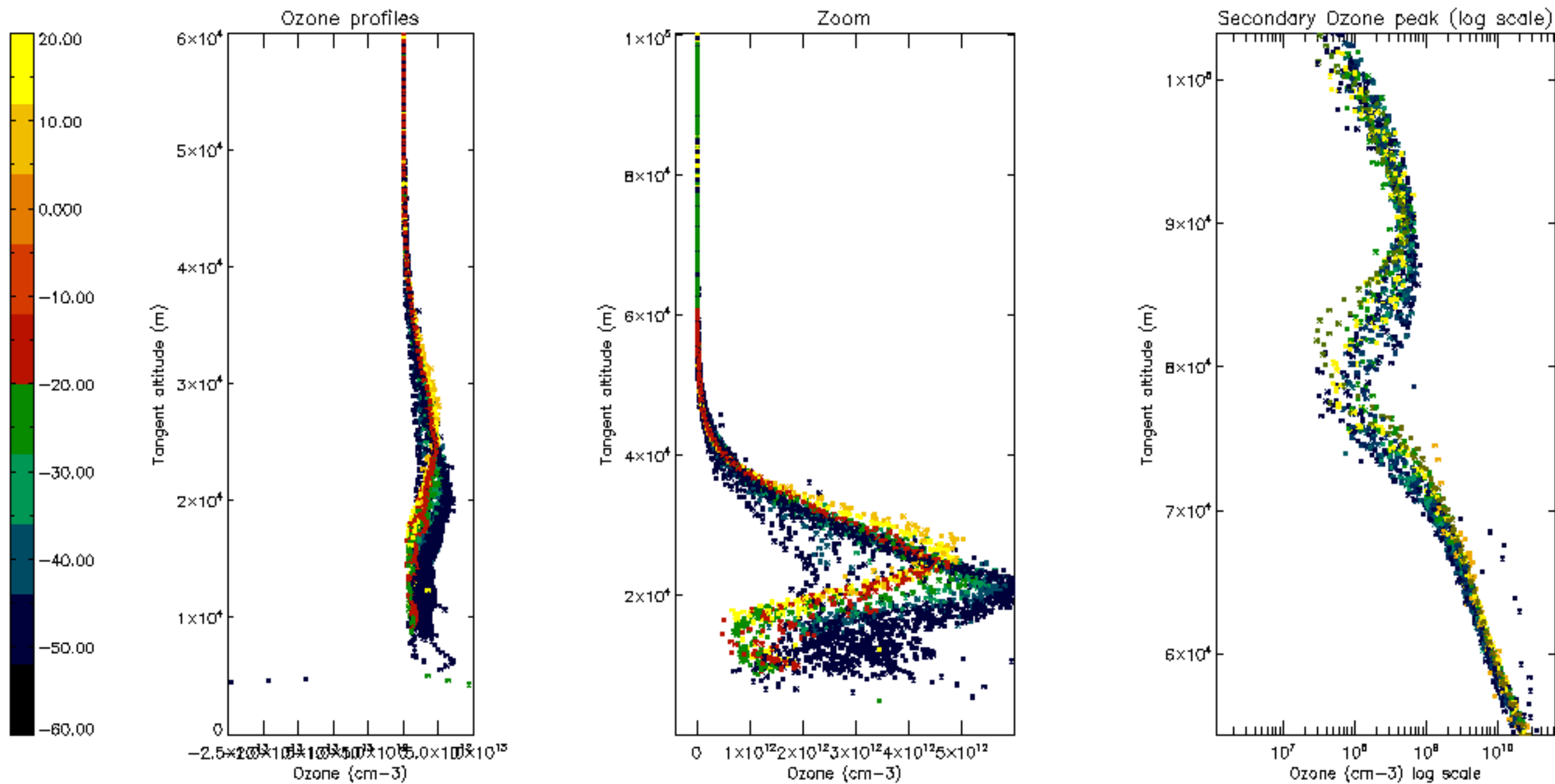
Percentage of star falling outside central band per profile

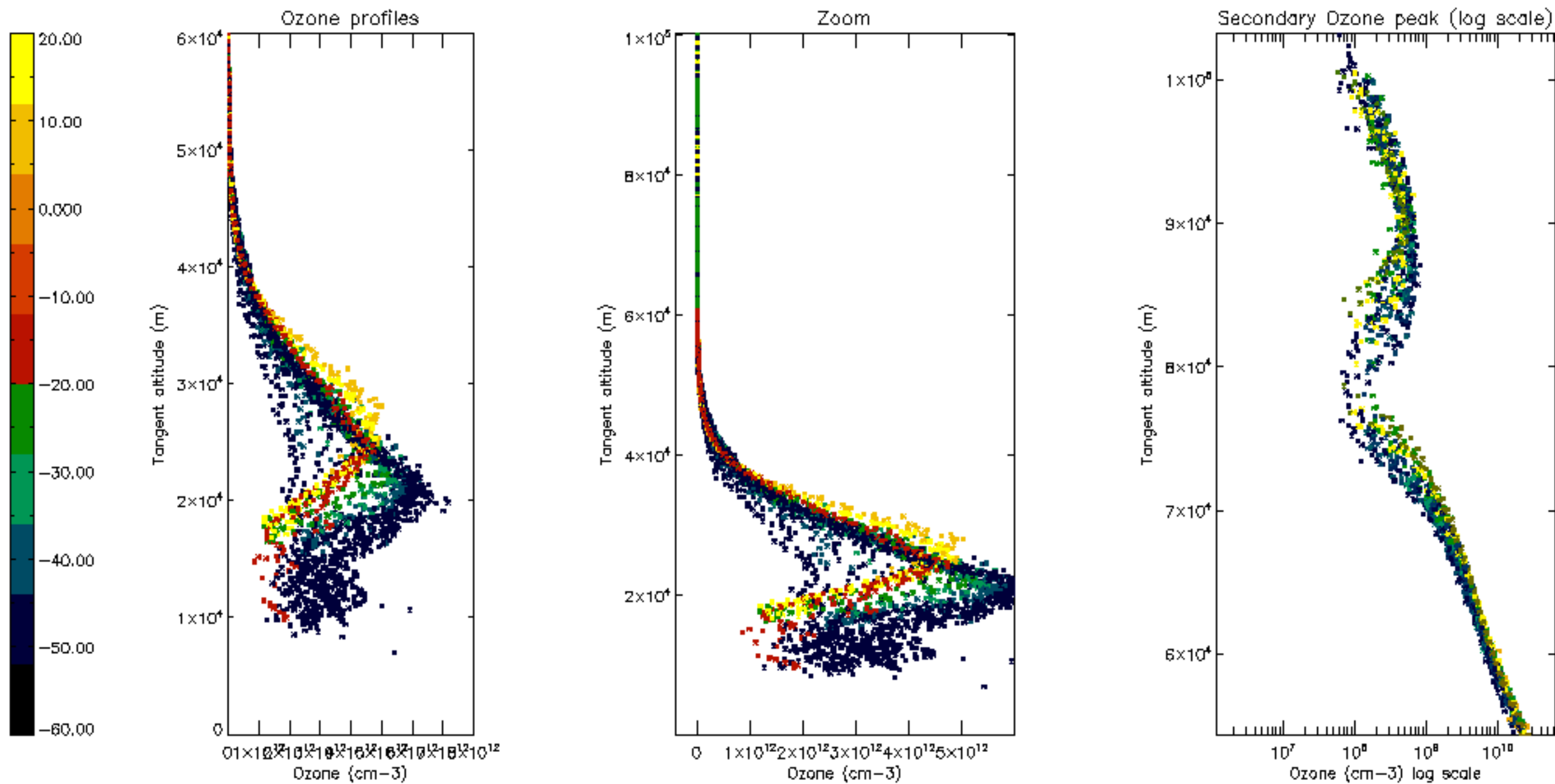


Percentage of saturation errors per profile

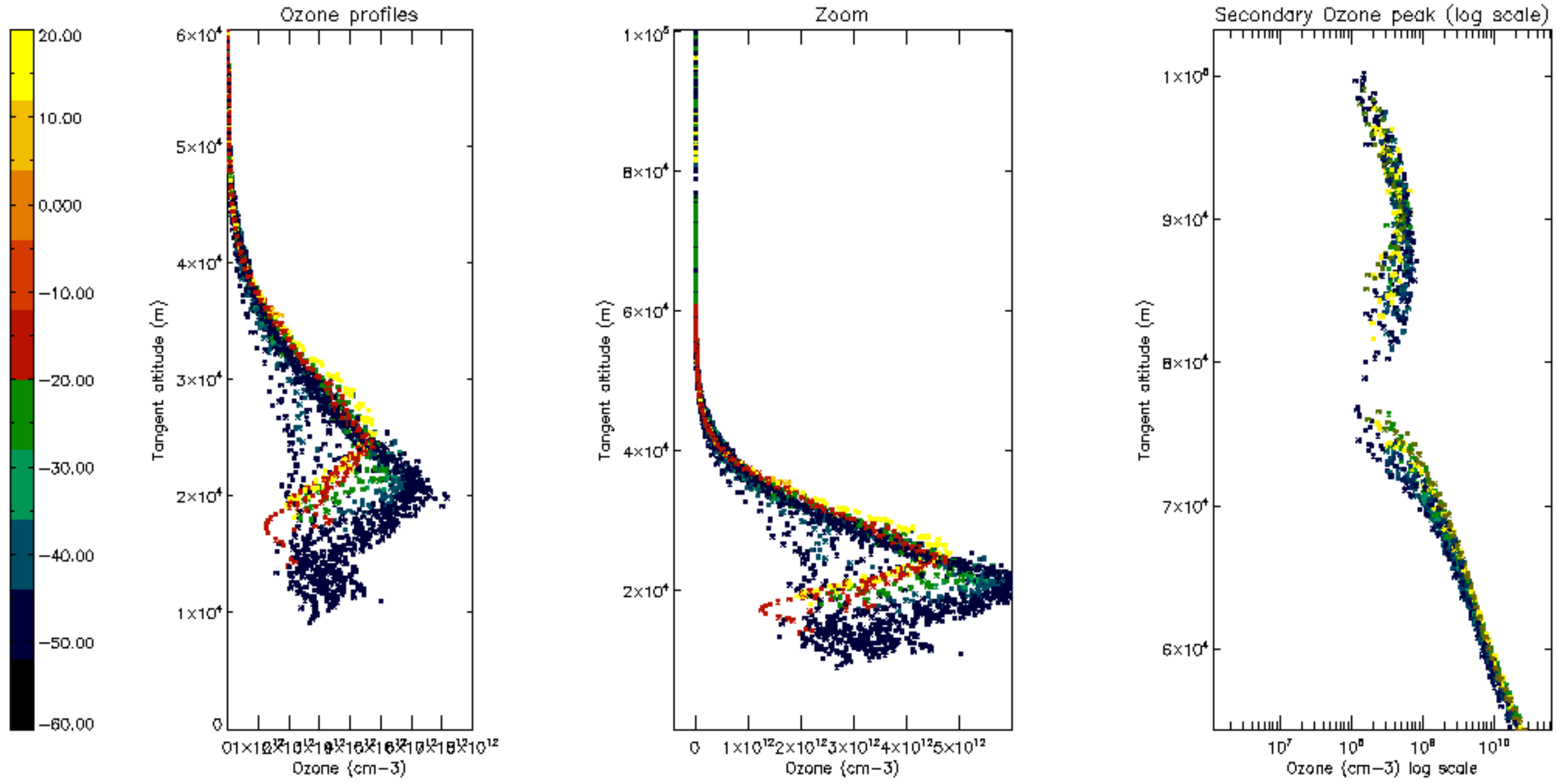


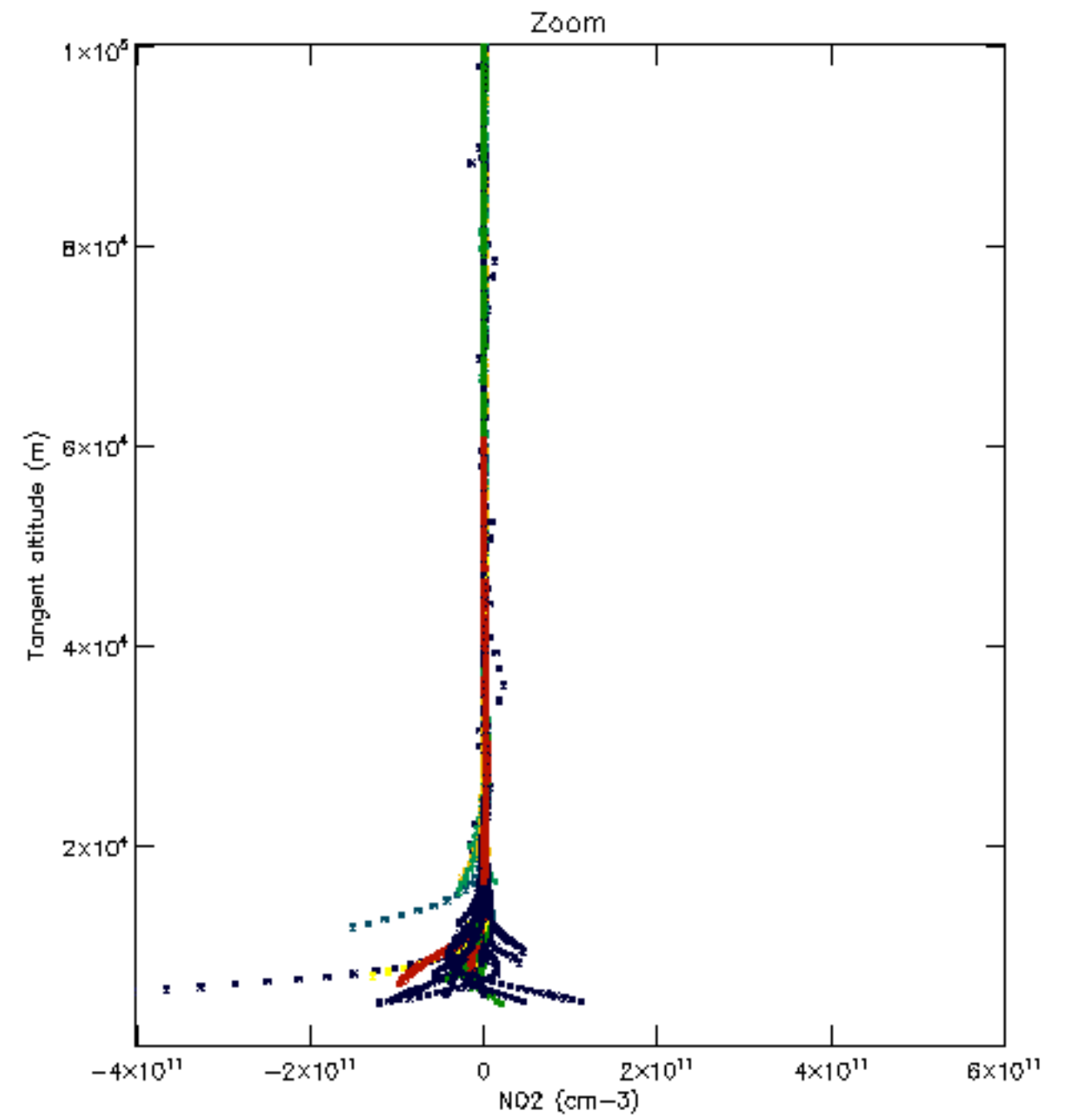
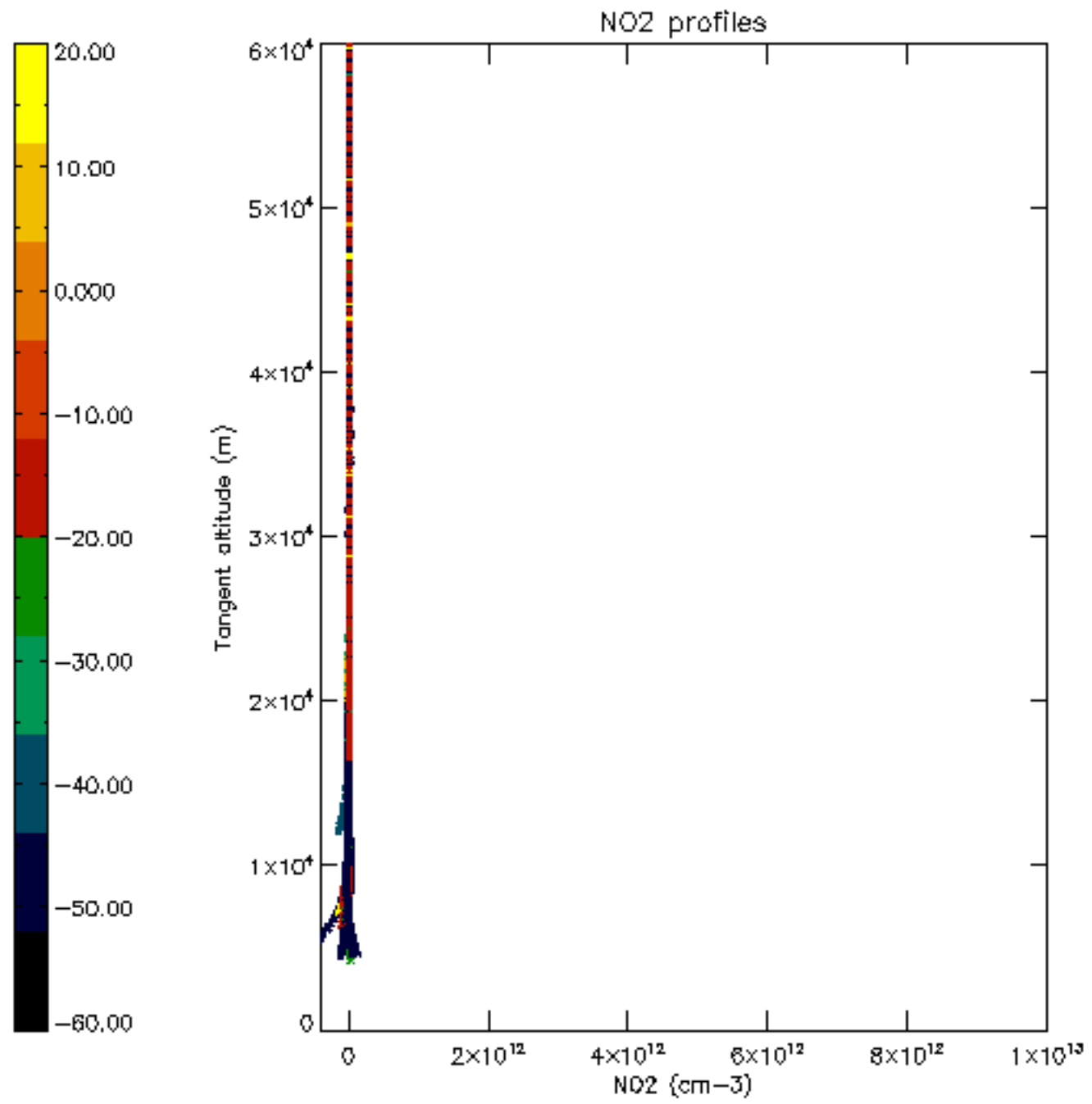


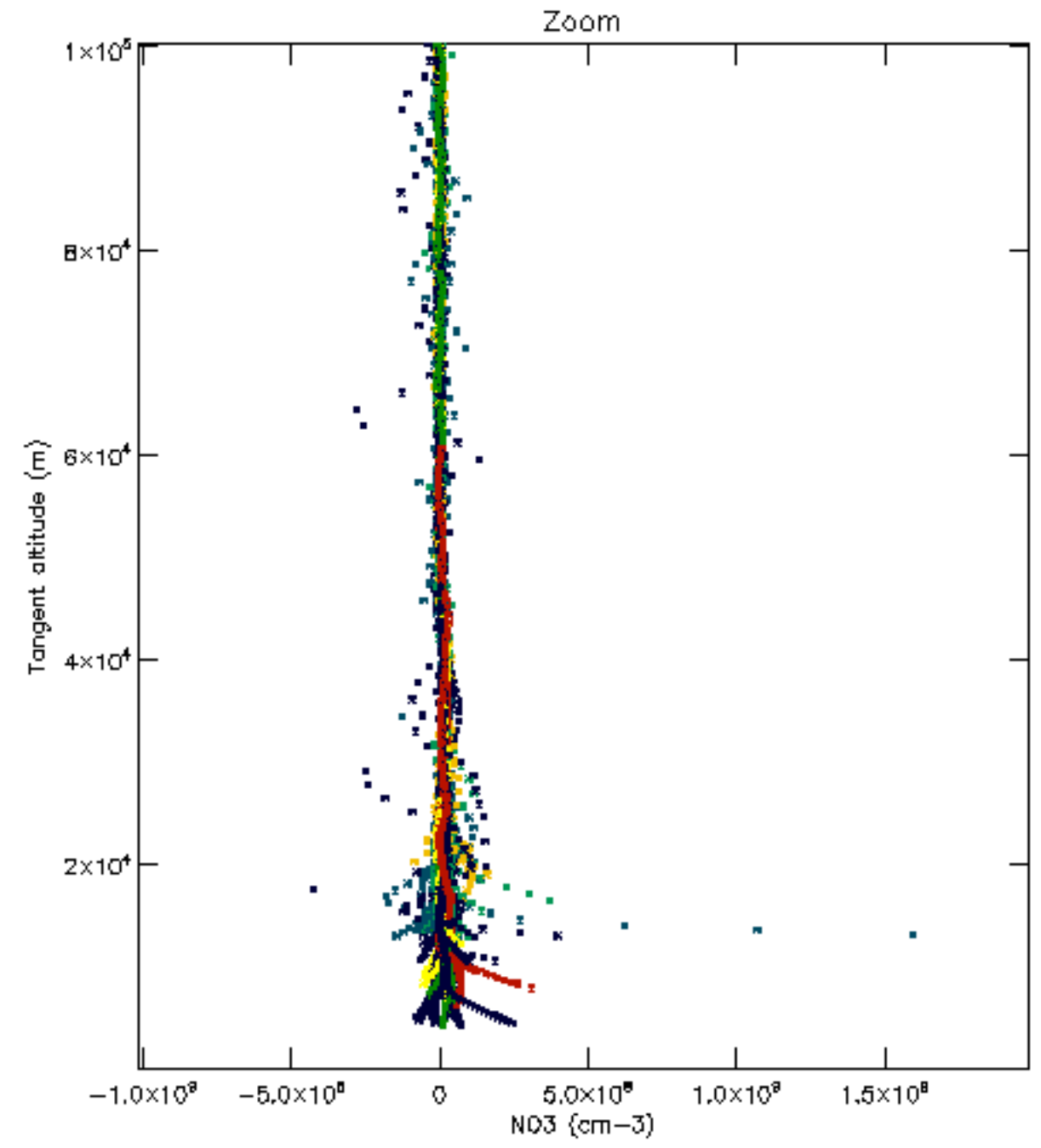
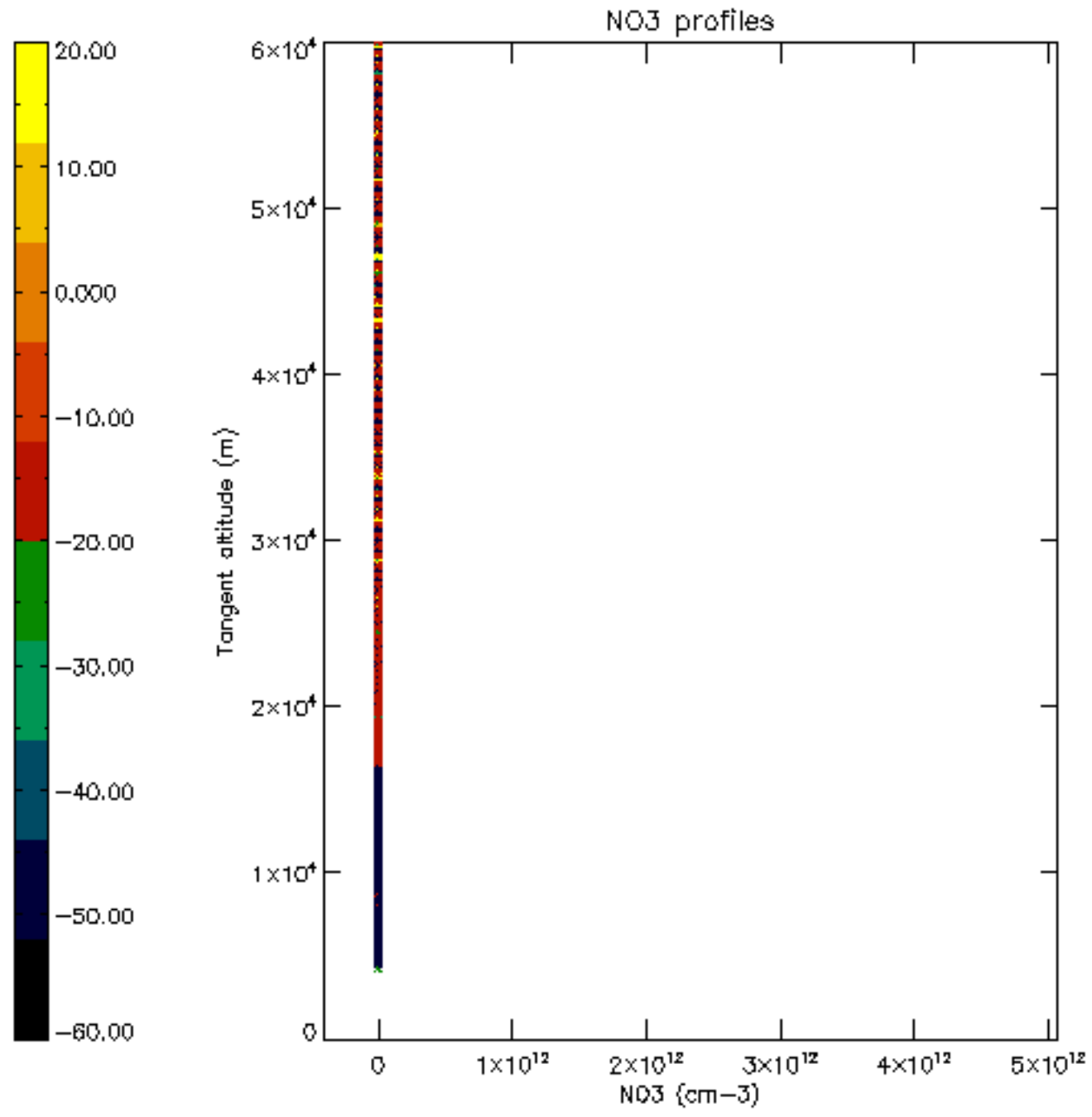


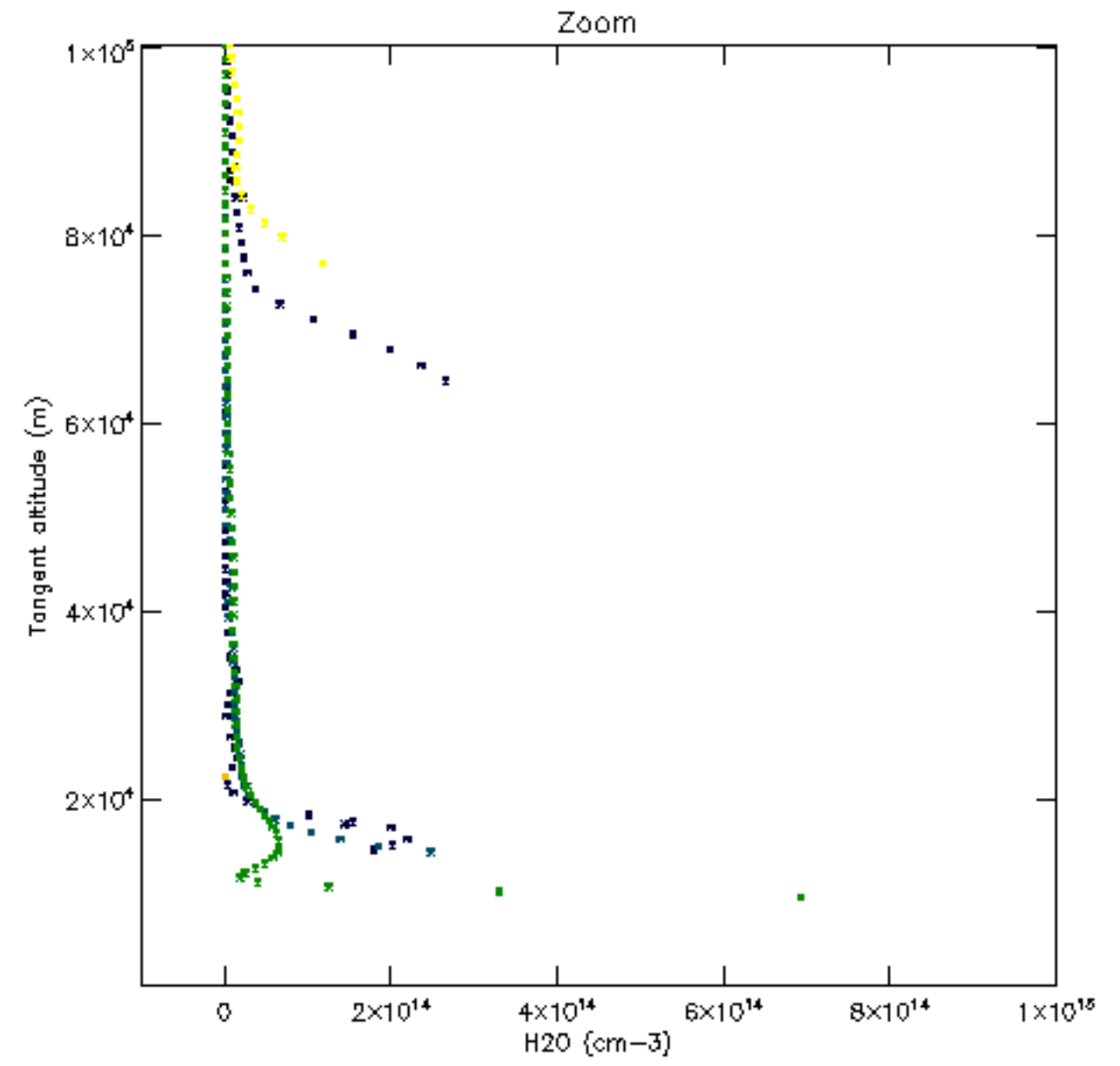
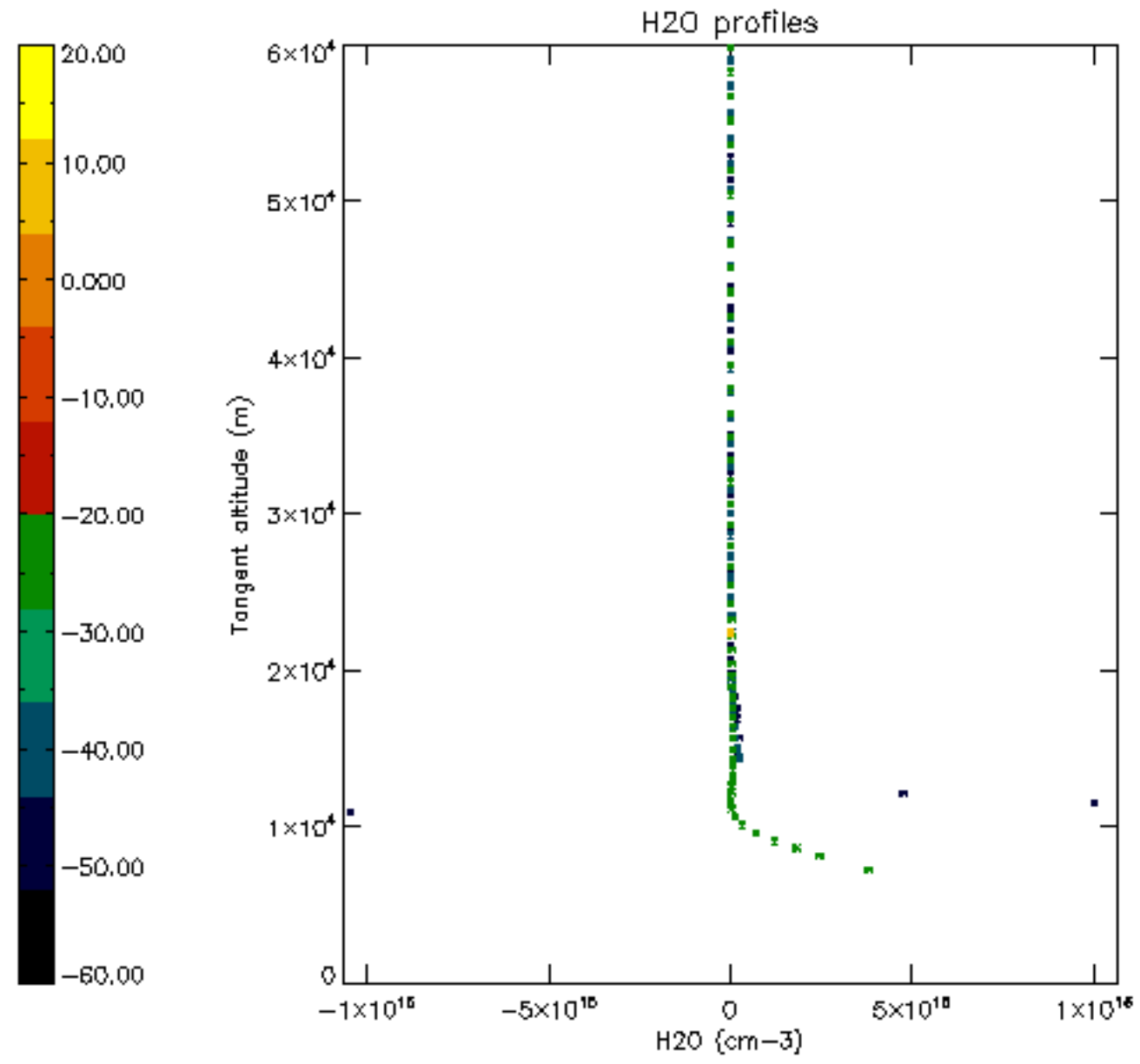




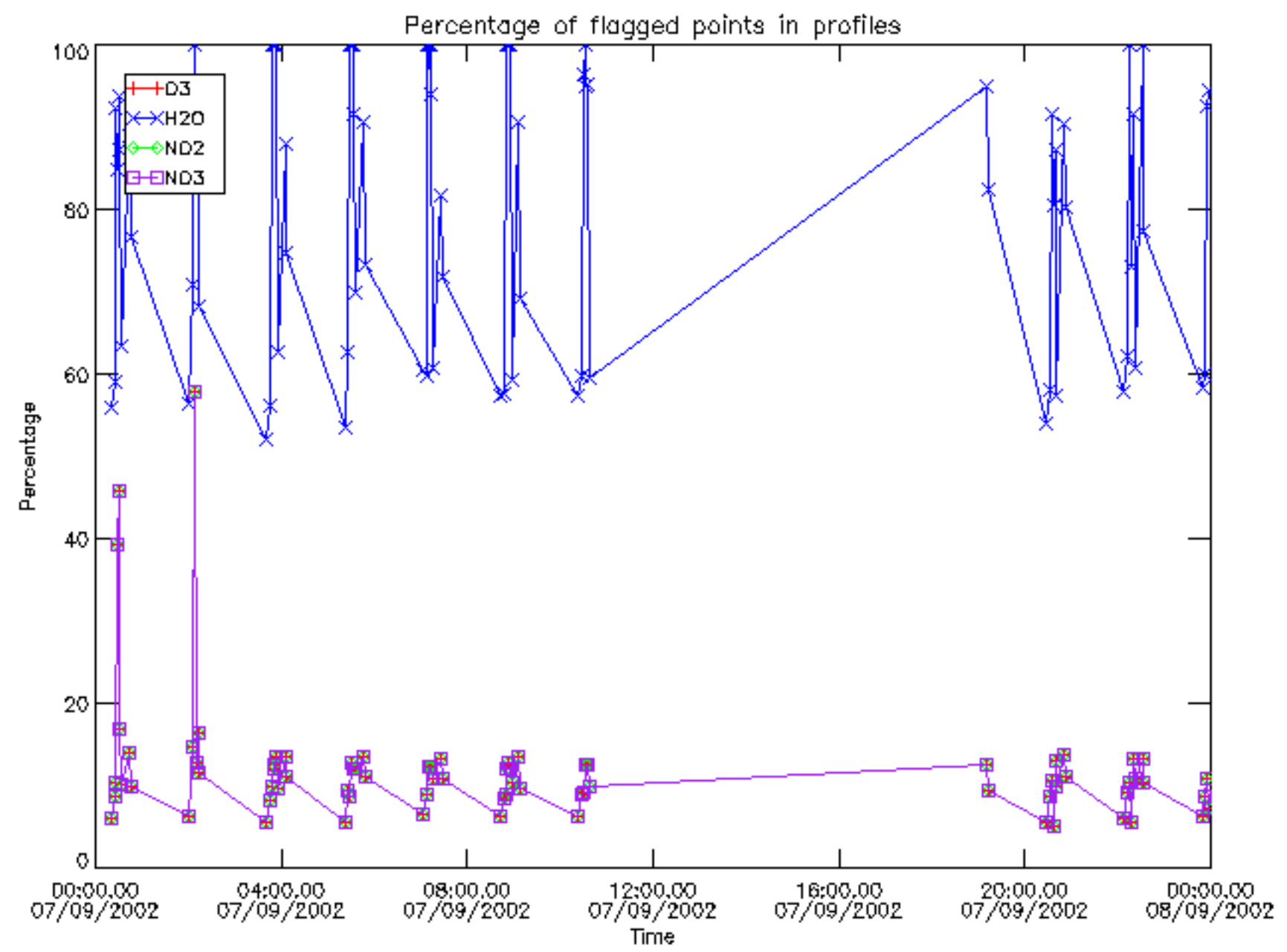




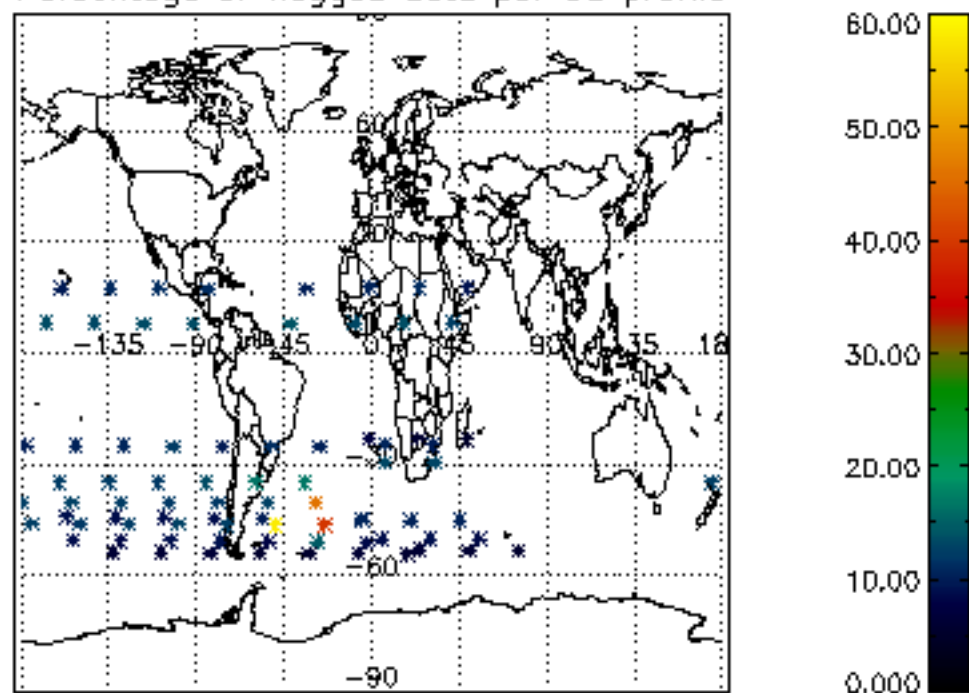




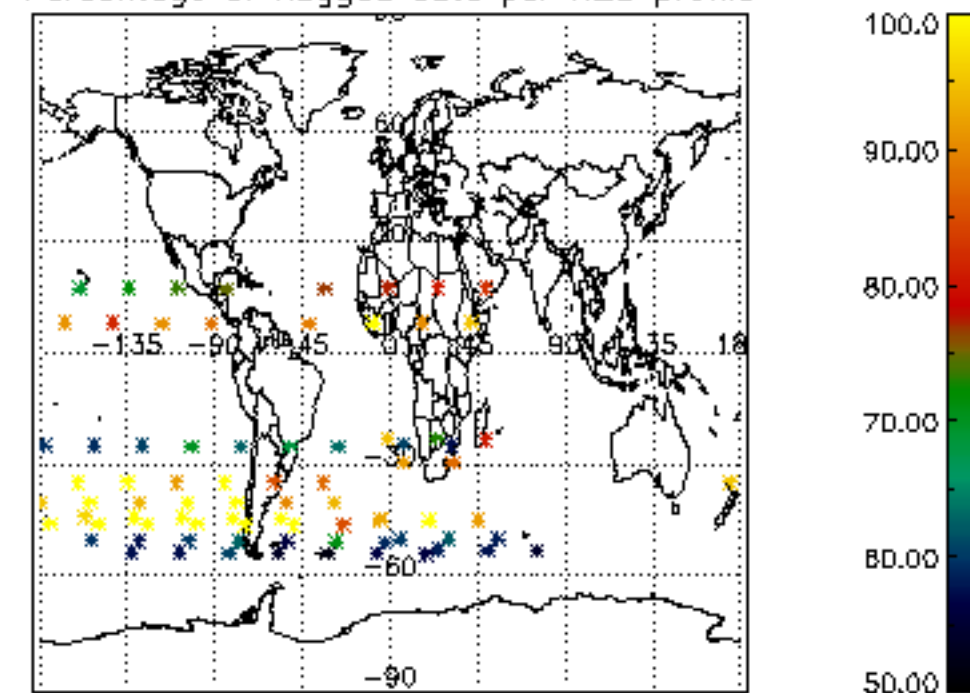




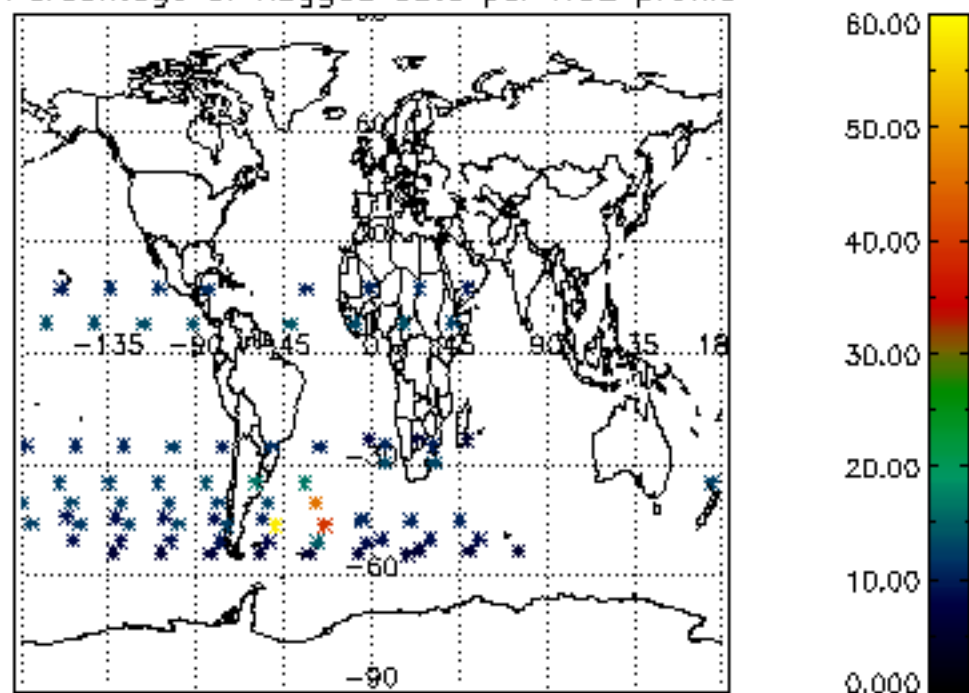
Percentage of flagged data per D3 profile



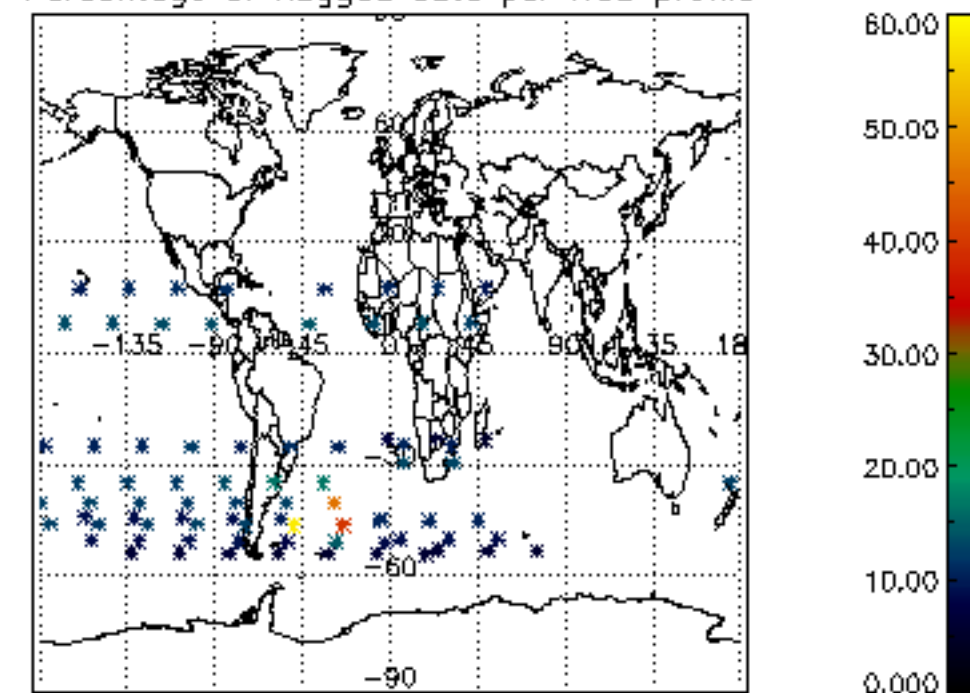
Percentage of flagged data per H2O profile

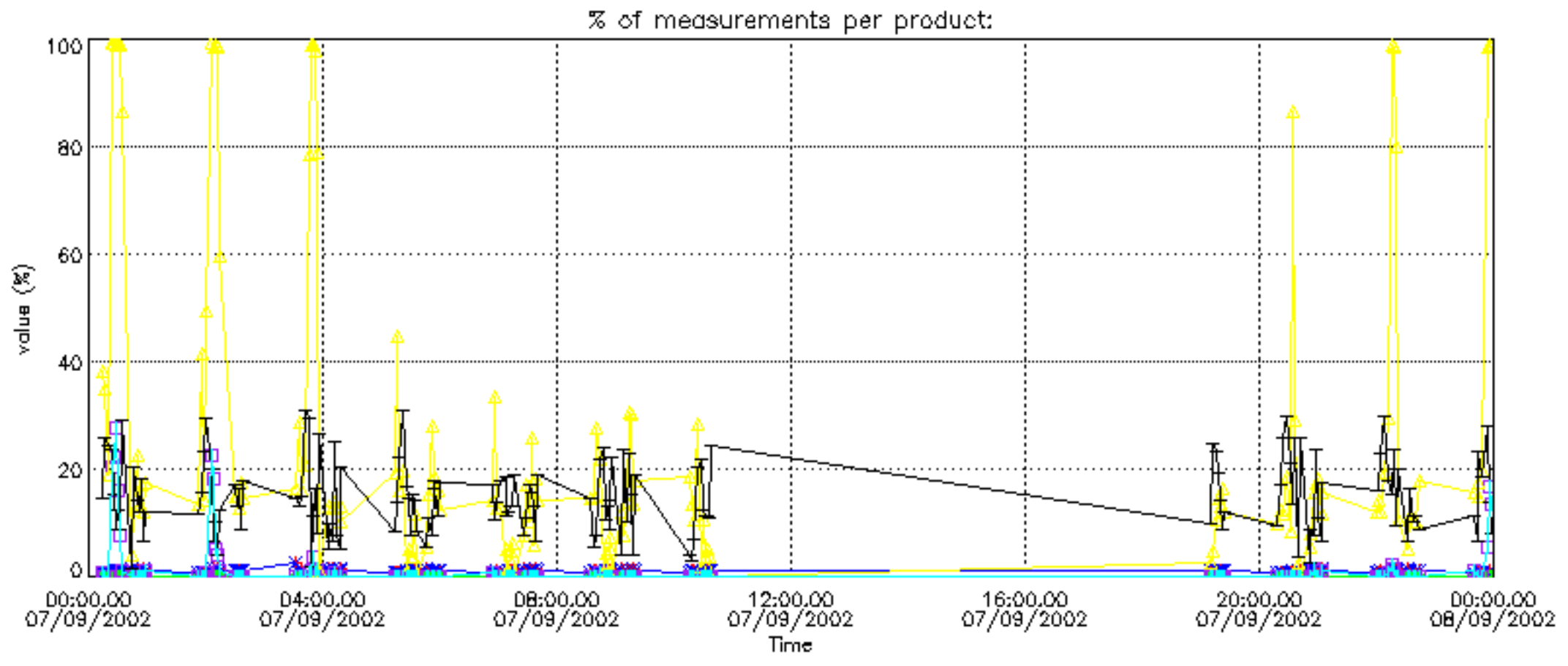


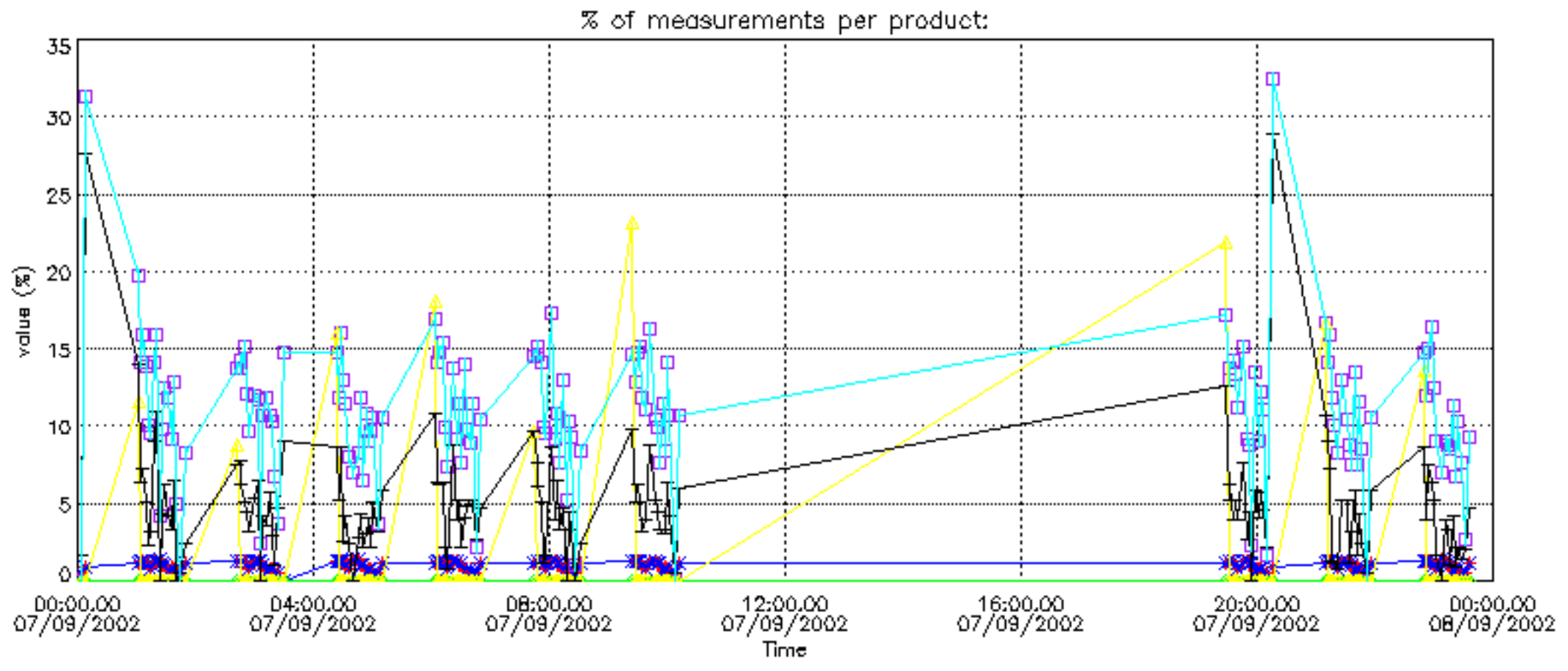
Percentage of flagged data per NO2 profile



Percentage of flagged data per NO3 profile

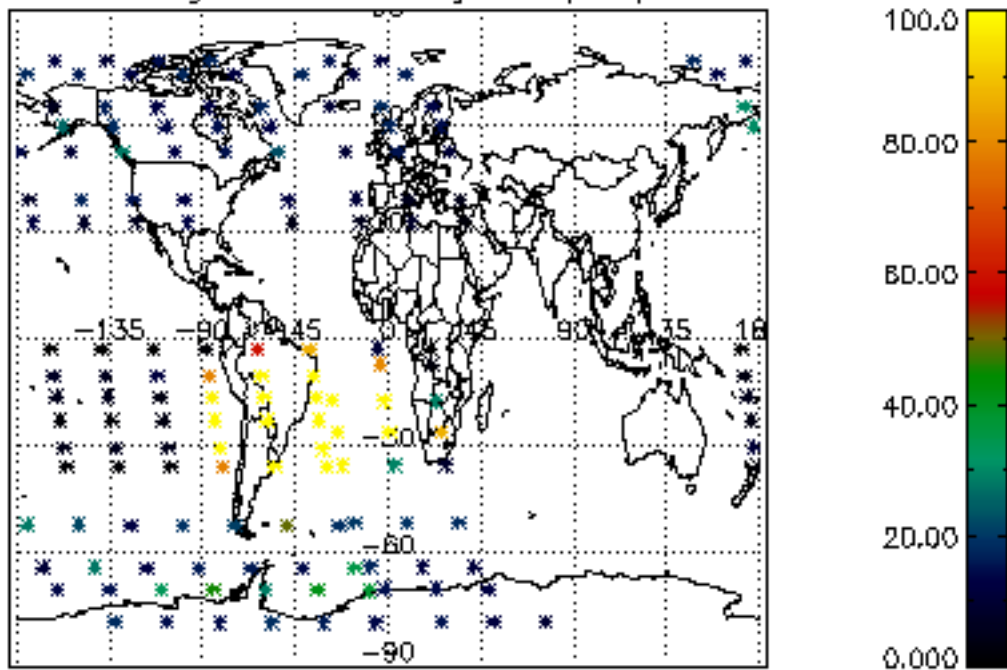




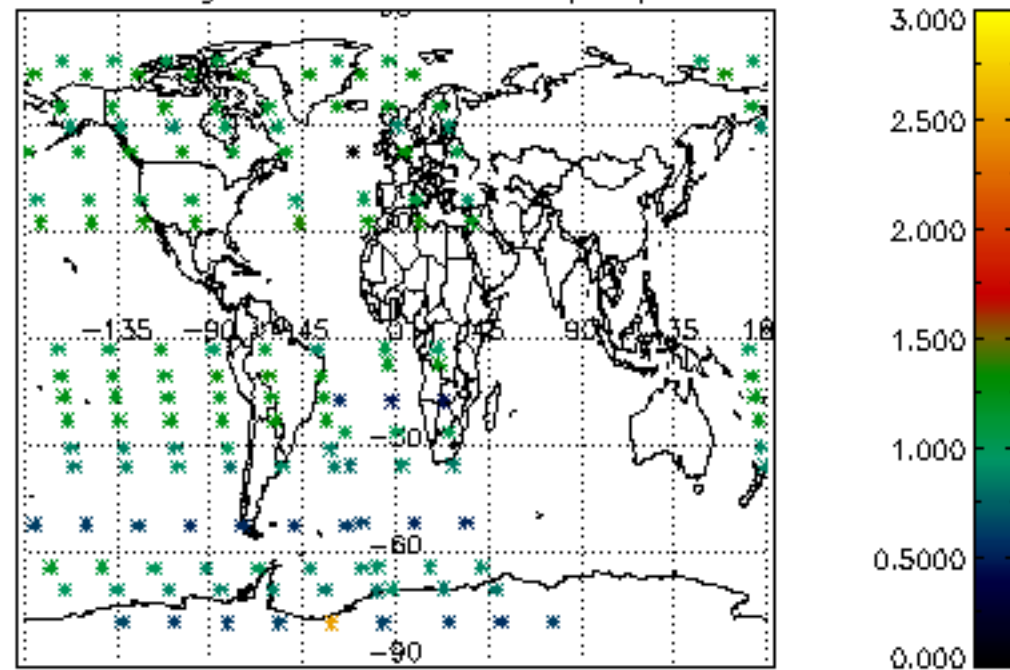




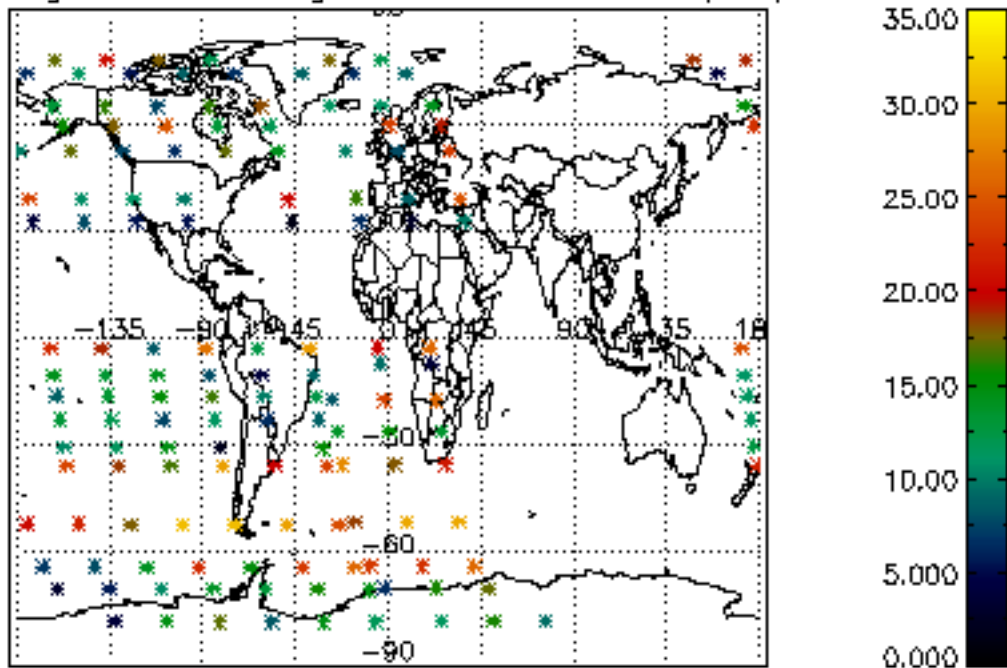
Percentage of cosmic ray hits per profile



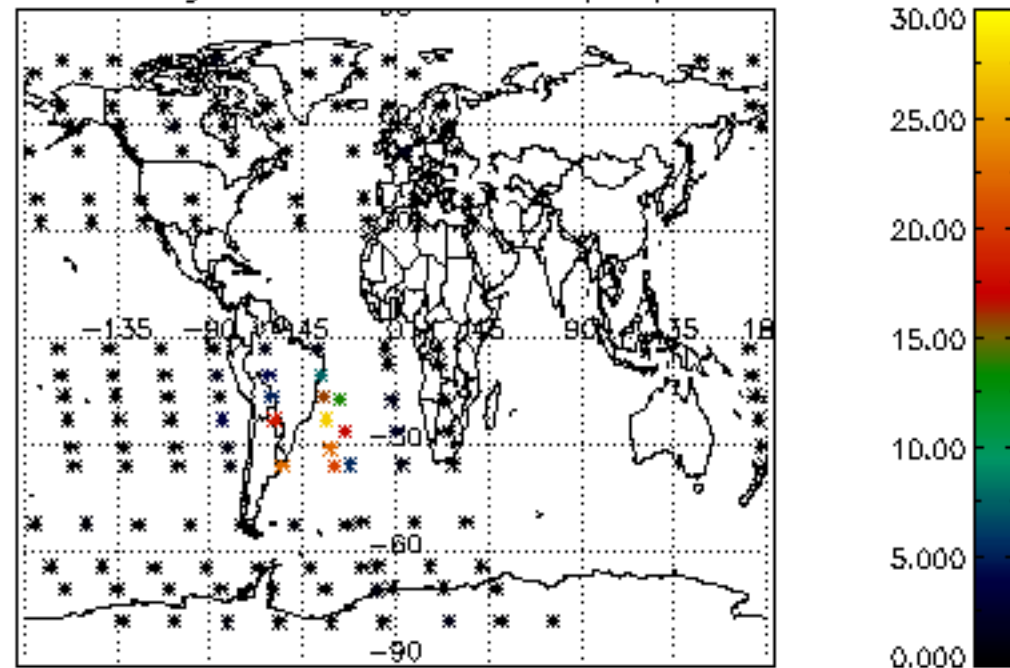
Percentage of datation errors per profile



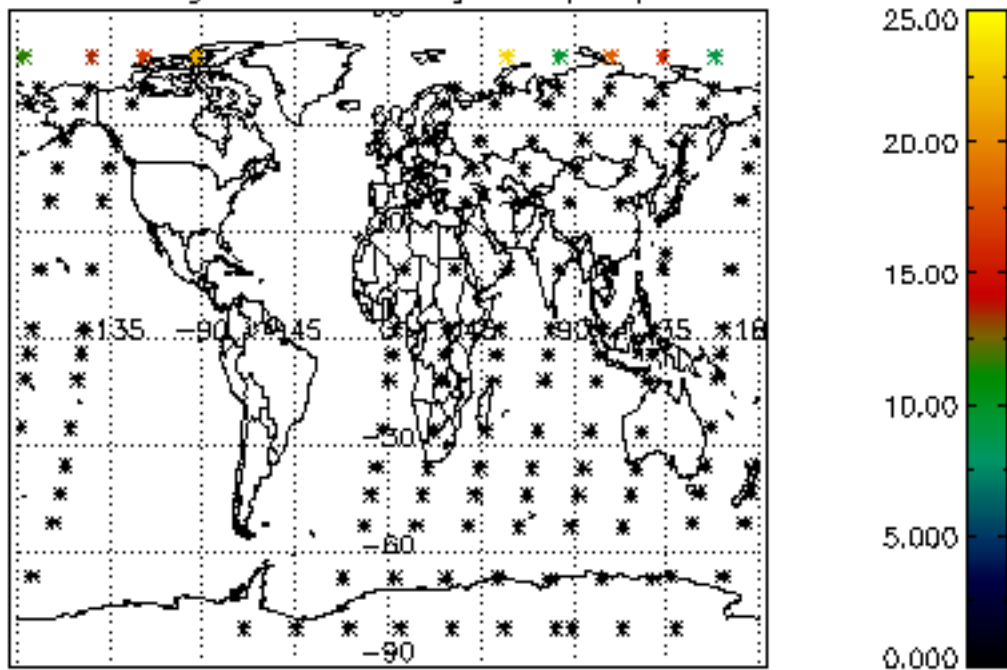
Percentage of star falling outside central band per profile



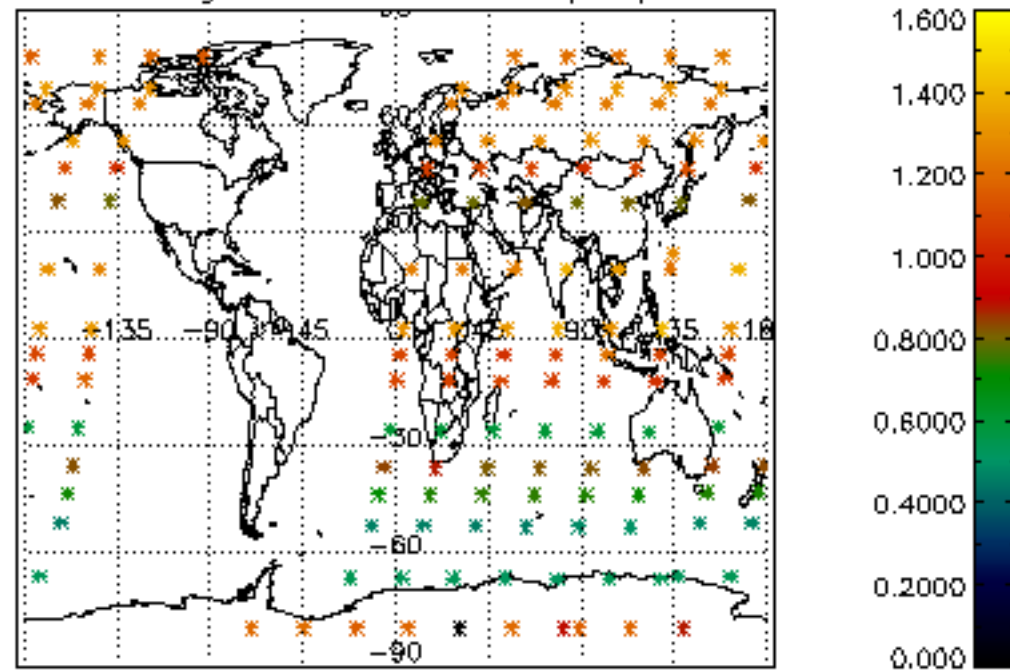
Percentage of saturation errors per profile



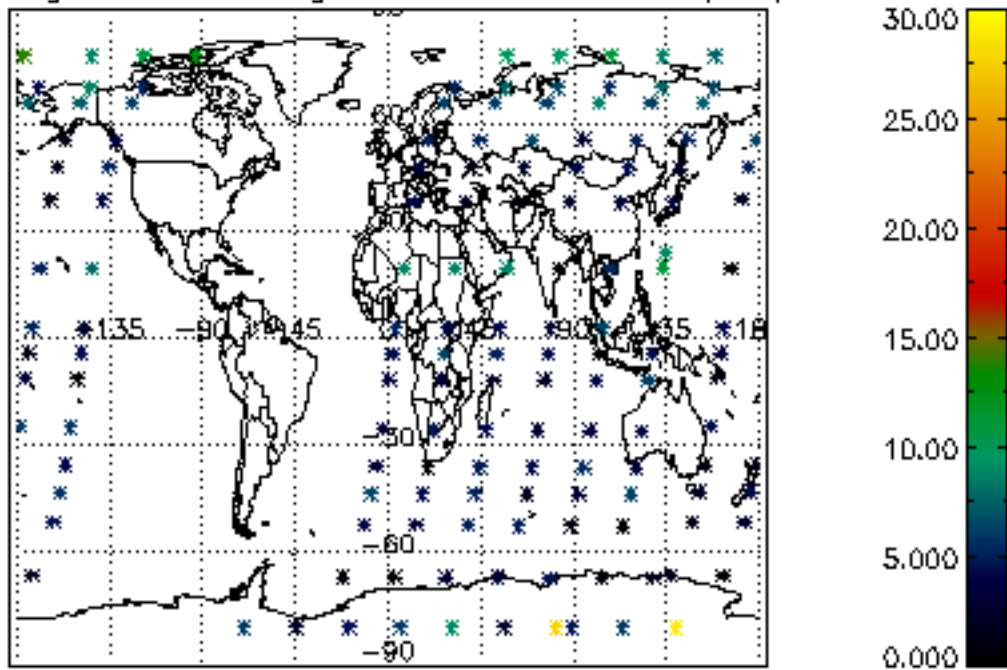
Percentage of cosmic ray hits per profile



Percentage of datation errors per profile



Percentage of star falling outside central band per profile



Percentage of saturation errors per profile

