

GOMOS Level 2 Daily Report

SUMMARY

[1. General Info](#)

[2. Summary of processed GOM_NL_2P products](#)

[3. Level 2 Quality information per product](#)

[3.1 Plot of level 2 quality information per product \(time dependant\)](#)

[3.2 Plot of level 2 quality information per product \(world map\)](#)

[4. Level 1 Quality information per product \(stored on level 2 products\)](#)

[4.1 Plot of level 1 quality information per product \(time dependant\)](#)

[4.1.1 Plot of level 1 quality information per product \(time dependant\): ASCENDING](#)

[4.1.2 Plot of level 1 quality information per product \(time dependant\): DESCENDING](#)

[4.2 Plot of level 1 quality information per product \(world map\)](#)

[4.2.1 Plot of level 1 quality information per product \(world map\): ASCENDING](#)

[4.2.2 Plot of level 1 quality information per product \(world map\): DESCENDING](#)

[5. Ozone profiles based on quality statistics and other trace gas profiles](#)

[5.1 Ozone statistics based on quality of products](#)

[5.2 Plot ozone profiles for all STD \(dark without errors\)](#)

[5.3 Plot ozone profiles where STD < 20% \(dark without errors\)](#)

[5.4. Plot ozone profiles where STD < 10% \(dark without errors\)](#)

[5.5. Plot ozone profiles where STD < 5% \(dark without errors\)](#)

[5.6 Plot NO2 profiles for all STD \(dark without errors\)](#)

[5.7 Plot NO3 profiles for all STD \(dark without errors\)](#)

[5.8 Plot H2O profiles \(only for occultations of stars 1,2,3,4,13,14,16,26,63 dark without errors\) for all STD](#)

[6. Auxiliary Data Files used for the production reported in section 2](#)

This report presents the daily analysis on parameters extracted from GOMOS level 2 data (GOM_NL__2P). It is intended to monitor some important parameters that will impact the quality of these products. A list of level 2 products (and content) that have arrived during the reporting day to the PCF is also given.

Item	Value
Time of report generation	17APR2013 18:19:07
Data source version	GOMOS/6.01
Start time of products	06-09-2002 (06SEP2002 00:00:00)
Stop time of products	07-09-2002 (07SEP2002 00:00:00)
Store outputs in DB	Yes
Nb of level 2 prods	442
Nb of prods with errors	1

2. Summary of processed GOM_NL__2P products.

Nr	Filename	UTC Start time	Limb	Duration	Star Id	Star Name	Star Mag	Star Temp	Nb Meas	Orbit	Prod. error
1	GOM_NL__2PRFIN20020906_000017_000000392009_00145_02704_2725.N1	06-SEP-2002 00:00:17	Bright	39.000	61	8Eps Peg	2.1000	3900.0	78	2704	No
2	GOM_NL__2PRFIN20020906_000242_000000452009_00145_02704_2726.N1	06-SEP-2002 00:02:42	Bright	45.000	90	54Alp Peg	2.4870	11000.	90	2704	No
3	GOM_NL__2PRFIN20020906_000537_000000652009_00145_02704_2727.N1	06-SEP-2002 00:05:37	Bright	64.500	140	88Gam Peg	2.8340	26000.	129	2704	No
4	GOM_NL__2PRFIN20020906_000915_000000382009_00145_02704_2728.N1	06-SEP-2002 00:09:15	Bright	38.000	66	37Gam Cyg	2.2080	5900.0	76	2704	No
5	GOM_NL__2PRFIN20020906_001026_000000392009_00145_02704_2729.N1	06-SEP-2002 00:10:26	Bright	39.000	19	50Alp Cyg	1.2460	10500.	78	2704	No
6	GOM_NL__2PRFIN20020906_001513_000000392009_00145_02704_2730.N1	06-SEP-2002 00:15:13	Bright	38.500	89	5Alp Cep	2.4510	8000.0	77	2704	No
7	GOM_NL__2PRFIN20020906_001724_000000462009_00145_02704_2731.N1	06-SEP-2002 00:17:24	Bright	46.000	74	11Bet Cas	2.2680	6600.0	92	2704	No
8	GOM_NL__2PRFIN20020906_001928_000000482009_00145_02704_2732.N1	06-SEP-2002 00:19:28	Bright	48.000	76	27Gam Cas	2.3000	30000.	96	2704	No
9	GOM_NL__2PRFIN20020906_002344_000000862009_00145_02704_2733.N1	06-SEP-2002 00:23:44	Bright	85.500	73	57Gam1And	2.2600	13100.	171	2704	No
10	GOM_NL__2PRFIN20020906_002625_000000602009_00145_02704_2734.N1	06-SEP-2002 00:26:25	Bright	60.000	160	23Gam Per	2.9300	4700.0	120	2704	No
11	GOM_NL__2PRFIN20020906_002835_000000702009_00145_02704_2735.N1	06-SEP-2002 00:28:35	Bright	69.500	35	33Alp Per	1.7950	6250.0	139	2704	No
12	GOM_NL__2PRFIN20020906_003115_000001072009_00145_02704_2736.N1	06-SEP-2002 00:31:15	Bright	106.50	79	26Bet Per	2.3100	13100.	213	2704	No
13	GOM_NL__2PRFIN20020906_003518_000000872009_00145_02704_2737.N1	06-SEP-2002 00:35:18	Bright	87.000	149	45Eps Per	2.8880	30000.	174	2704	No
14	GOM_NL__2PRFIN20020906_004002_000000452009_00145_02704_2738.N1	06-SEP-2002 00:40:02	Bright	44.500	24	66Alp Gem	1.5800	10200.	89	2704	No
15	GOM_NL__2PRFIN20020906_004254_000000802009_00145_02704_2739.N1	06-SEP-2002 00:42:54	Twilight	80.000	28	12Bet Tau	1.6500	15200.	160	2704	No
16	GOM_NL__2PRFIN20020906_004604_000000582009_00145_02704_2740.N1	06-SEP-2002 00:46:04	Twilight	57.500	44	24Gam Gem	1.9280	11000.	115	2704	No
17	GOM_NL__2PRFIN20020906_004800_000000542009_00145_02704_2741.N1	06-SEP-2002 00:48:00	Twilight	54.000	8	10Alp CMi	0.40000	6500.0	108	2704	No
18	GOM_NL__2PRFIN20020906_005116_000000792009_00145_02704_2742.N1	06-SEP-2002 00:51:16	Dark	79.000	14	58Alp Ori	0.87000	3000.0	158	2704	No
19	GOM_NL__2PRFIN20020906_005603_000000592009_00145_02704_2743.N1	06-SEP-2002 00:56:03	Dark	59.000	1	9Alp CMa	-1.4400	11000.	118	2704	No
20	GOM_NL__2PRFIN20020906_005841_000000492009_00145_02704_2744.N1	06-SEP-2002 00:58:41	Dark	49.000	23	21Eps CMa	1.5020	26000.	98	2704	No
21	GOM_NL__2PRFIN20020906_010029_000001112009_00145_02704_2745.N1	06-SEP-2002 01:00:29	Dark	111.00	7	19Bet Ori	0.10000	14000.	222	2704	No
22	GOM_NL__2PRFIN20020906_010520_000000542009_00145_02704_2746.N1	06-SEP-2002 01:05:20	Dark	54.000	2	Alp Car	-0.73600	7000.0	108	2704	No
23	GOM_NL__2PRFIN20020906_011525_000000382009_00146_02705_2766.N1	06-SEP-2002 01:15:25	Dark	37.500	135	Bet Hyi	2.8200	5800.0	75	2705	No
24	GOM_NL__2PRFIN20020906_011704_000000522009_00146_02705_2767.N1	06-SEP-2002 01:17:04	Dark	51.500	9	Alp Eri	0.45300	24000.	103	2705	No
25	GOM_NL__2PRFIN20020906_012100_000000402009_00146_02705_2768.N1	06-SEP-2002 01:21:00	Straylight	39.500	148	Alp Tuc	2.8780	4100.0	79	2705	No
26	GOM_NL__2PRFIN20020906_012259_000000532009_00146_02705_2769.N1	06-SEP-2002 01:22:59	Straylight	52.500	84	Alp Phe	2.3970	4500.0	105	2705	No
27	GOM_NL__2PRFIN20020906_012440_000000432009_00146_02705_2770.N1	06-SEP-2002 01:24:40	Straylight	42.500	31	Alp Gru	1.7340	15200.	85	2705	No
28	GOM_NL__2PRFIN20020906_012728_000000402009_00146_02705_2771.N1	06-SEP-2002 01:27:28	Straylight	40.000	172	Gam Gru	3.0030	13100.	80	2705	No
29	GOM_NL__2PRFIN20020906_012847_000000482009_00146_02705_2772.N1	06-SEP-2002 01:28:47	Straylight	47.500	18	24Alp PsA	1.1660	9700.0	95	2705	No
30	GOM_NL__2PRFIN20020906_013328_000000412009_00146_02705_2773.N1	06-SEP-2002 01:33:28	Bright	40.500	142	49Del Cap	2.8500	8900.0	81	2705	No
31	GOM_NL__2PRFIN20020906_013634_000000382009_00146_02705_2774.N1	06-SEP-2002 01:36:34	Bright	38.000	154	22Bet Aqr	2.8990	5700.0	76	2705	No
32	GOM_NL__2PRFIN20020906_013754_000000412009_00146_02705_2775.N1	06-SEP-2002 01:37:54	Bright	40.500	162	34Alp Aqr	2.9440	5350.0	81	2705	No
33	GOM_NL__2PRFIN20020906_014054_000000392009_00146_02705_2776.N1	06-SEP-2002 01:40:54	Bright	39.000	61	8Eps Peg	2.1000	3900.0	78	2705	No
34	GOM_NL__2PRFIN20020906_014318_000000462009_00146_02705_2777.N1	06-SEP-2002 01:43:18	Bright	45.500	90	54Alp Peg	2.4870	11000.	91	2705	No
35	GOM_NL__2PRFIN20020906_014612_000000632009_00146_02705_2778.N1	06-SEP-2002 01:46:12	Bright	63.000	140	88Gam Peg	2.8340	26000.	126	2705	No
36	GOM_NL__2PRFIN20020906_014951_000000392009_00146_02705_2779.N1	06-SEP-2002 01:49:51	Bright	38.500	66	37Gam Cyg	2.2080	5900.0	77	2705	No
37	GOM_NL__2PRFIN20020906_015103_000000402009_00146_02705_2780.N1	06-SEP-2002 01:51:03	Bright	40.000	19	50Alp Cyg	1.2460	10500.	80	2705	No
38	GOM_NL__2PRFIN20020906_015550_000000372009_00146_02705_2781.N1	06-SEP-2002 01:55:50	Bright	36.500	89	5Alp Cep	2.4510	8000.0	73	2705	No
39	GOM_NL__2PRFIN20020906_015800_000000452009_00146_02705_2782.N1	06-SEP-2002 01:58:00	Bright	45.000	74	11Bet Cas	2.2680	6600.0	90	2705	No
40	GOM_NL__2PRFIN20020906_020003_000000462009_00146_02705_2783.N1	06-SEP-2002 02:00:03	Bright	46.000	76	27Gam Cas	2.3000	30000.	92	2705	No
41	GOM_NL__2PRFIN20020906_020418_000000862009_00146_02705_2784.N1	06-SEP-2002 02:04:18	Bright	86.000	73	57Gam1And	2.2600	13100.	172	2705	No
42	GOM_NL__2PRFIN20020906_020700_000000592009_00146_02705_2785.N1	06-SEP-2002 02:07:00	Bright	59.000	160	23Gam Per	2.9300	4700.0	118	2705	No

43	GOM_NL__2PRFIN20020906_020910_000000682009_00146_02705_2786.N1	06-SEP-2002 02:09:10	Bright	68.000	35	33Alp Per	1.7950	6250.0	136	2705	No
44	GOM_NL__2PRFIN20020906_021150_000001042009_00146_02705_2787.N1	06-SEP-2002 02:11:50	Bright	103.50	79	26Bet Per	2.3100	13100.	207	2705	No
45	GOM_NL__2PRFIN20020906_021553_000000902009_00146_02705_2788.N1	06-SEP-2002 02:15:53	Bright	89.500	149	45Eps Per	2.8880	30000.	179	2705	No
46	GOM_NL__2PRFIN20020906_022040_000000422009_00146_02705_2789.N1	06-SEP-2002 02:20:40	Bright	41.500	24	66Alp Gem	1.5800	10200.	83	2705	No
47	GOM_NL__2PRFIN20020906_022330_000000832009_00146_02705_2790.N1	06-SEP-2002 02:23:30	Twi_and_stray	83.000	28	12Bet Tau	1.6500	15200.	166	2705	No
48	GOM_NL__2PRFIN20020906_022640_000000582009_00146_02705_2791.N1	06-SEP-2002 02:26:40	Twi_and_stray	57.500	44	24Gam Gem	1.9280	11000.	115	2705	No
49	GOM_NL__2PRFIN20020906_022836_000000562009_00146_02705_2792.N1	06-SEP-2002 02:28:36	Twilight	56.000	8	10Alp CMi	0.40000	6500.0	112	2705	No
50	GOM_NL__2PRFIN20020906_023152_000000892009_00146_02705_2793.N1	06-SEP-2002 02:31:52	Dark	89.000	14	58Alp Ori	0.87000	3000.0	178	2705	No
51	GOM_NL__2PRFIN20020906_023640_000000612009_00146_02705_2794.N1	06-SEP-2002 02:36:40	Dark	61.000	1	9Alp CMa	-1.4400	11000.	122	2705	No
52	GOM_NL__2PRFIN20020906_023806_000000512009_00146_02705_2795.N1	06-SEP-2002 02:38:06	Dark	50.500	47	2Bet CMa	1.9760	28000.	101	2705	No
53	GOM_NL__2PRFIN20020906_024027_000000382009_00146_02705_2796.N1	06-SEP-2002 02:40:27	Dark	37.500	70	Zet Pup	2.2460	39000.	75	2705	No
54	GOM_NL__2PRFIN20020906_024219_000000382009_00146_02705_2797.N1	06-SEP-2002 02:42:19	Dark	37.500	34	Gam2Vel	1.7930	23000.	75	2705	No
55	GOM_NL__2PRFIN20020906_024557_000000472009_00146_02705_2798.N1	06-SEP-2002 02:45:57	Dark	47.000	2	Alp Car	-0.73600	7000.0	94	2705	No
56	GOM_NL__2PRFIN20020906_025601_000000392009_00147_02706_2766.N1	06-SEP-2002 02:56:01	Dark	39.000	135	Bet Hyi	2.8200	5800.0	78	2706	No
57	GOM_NL__2PRFIN20020906_025741_000000472009_00147_02706_2767.N1	06-SEP-2002 02:57:41	Dark	47.000	9	Alp Eri	0.45300	24000.	94	2706	No
58	GOM_NL__2PRFIN20020906_030136_000000432009_00147_02706_2768.N1	06-SEP-2002 03:01:36	Straylight	43.000	148	Alp Tuc	2.8780	4100.0	86	2706	No
59	GOM_NL__2PRFIN20020906_030335_000000522009_00147_02706_2769.N1	06-SEP-2002 03:03:35	Straylight	51.500	84	Alp Phe	2.3970	4500.0	103	2706	No
60	GOM_NL__2PRFIN20020906_030516_000000402009_00147_02706_2770.N1	06-SEP-2002 03:05:16	Straylight	39.500	31	Alp Gru	1.7340	15200.	79	2706	No
61	GOM_NL__2PRFIN20020906_030804_000000392009_00147_02706_2771.N1	06-SEP-2002 03:08:04	Straylight	38.500	172	Gam Gru	3.0030	13100.	77	2706	No
62	GOM_NL__2PRFIN20020906_030923_000000512009_00147_02706_2772.N1	06-SEP-2002 03:09:23	Straylight	50.500	18	24Alp PsA	1.1660	9700.0	101	2706	No
63	GOM_NL__2PRFIN20020906_031404_000000422009_00147_02706_2773.N1	06-SEP-2002 03:14:04	Bright	42.000	142	49Del Cap	2.8500	8900.0	84	2706	No
64	GOM_NL__2PRFIN20020906_031710_000000382009_00147_02706_2774.N1	06-SEP-2002 03:17:10	Bright	38.000	154	22Bet Aqr	2.8990	5700.0	76	2706	No
65	GOM_NL__2PRFIN20020906_031830_000000412009_00147_02706_2775.N1	06-SEP-2002 03:18:30	Bright	40.500	162	34Alp Aqr	2.9440	5350.0	81	2706	No
66	GOM_NL__2PRFIN20020906_032129_000000392009_00147_02706_2776.N1	06-SEP-2002 03:21:29	Bright	39.000	61	8Eps Peg	2.1000	3900.0	78	2706	No
67	GOM_NL__2PRFIN20020906_032353_000000472009_00147_02706_2777.N1	06-SEP-2002 03:23:53	Bright	46.500	90	54Alp Peg	2.4870	11000.	93	2706	No
68	GOM_NL__2PRFIN20020906_032646_000000642009_00147_02706_2778.N1	06-SEP-2002 03:26:46	Bright	64.000	140	88Gam Peg	2.8340	26000.	128	2706	No
69	GOM_NL__2PRFIN20020906_033027_000000362009_00147_02706_2779.N1	06-SEP-2002 03:30:27	Bright	35.500	66	37Gam Cyg	2.2080	5900.0	71	2706	No
70	GOM_NL__2PRFIN20020906_033138_000000372009_00147_02706_2780.N1	06-SEP-2002 03:31:38	Bright	36.500	19	50Alp Cyg	1.2460	10500.	73	2706	No
71	GOM_NL__2PRFIN20020906_033626_000000382009_00147_02706_2781.N1	06-SEP-2002 03:36:26	Bright	38.000	89	5Alp Cep	2.4510	8000.0	76	2706	No
72	GOM_NL__2PRFIN20020906_033836_000000442009_00147_02706_2782.N1	06-SEP-2002 03:38:36	Bright	44.000	74	11Bet Cas	2.2680	6600.0	88	2706	No
73	GOM_NL__2PRFIN20020906_034038_000000472009_00147_02706_2783.N1	06-SEP-2002 03:40:38	Bright	46.500	76	27Gam Cas	2.3000	30000.	93	2706	No
74	GOM_NL__2PRFIN20020906_034452_000000872009_00147_02706_2784.N1	06-SEP-2002 03:44:52	Bright	87.000	73	57Gam1And	2.2600	13100.	174	2706	No
75	GOM_NL__2PRFIN20020906_034735_000000602009_00147_02706_2785.N1	06-SEP-2002 03:47:35	Bright	60.000	160	23Gam Per	2.9300	4700.0	120	2706	No
76	GOM_NL__2PRFIN20020906_034945_000000682009_00147_02706_2786.N1	06-SEP-2002 03:49:45	Bright	68.000	35	33Alp Per	1.7950	6250.0	136	2706	No
77	GOM_NL__2PRFIN20020906_035224_000001032009_00147_02706_2787.N1	06-SEP-2002 03:52:24	Bright	103.00	79	26Bet Per	2.3100	13100.	206	2706	No
78	GOM_NL__2PRFIN20020906_035628_000000932009_00147_02706_2788.N1	06-SEP-2002 03:56:28	Bright	93.000	149	45Eps Per	2.8880	30000.	186	2706	No
79	GOM_NL__2PRFIN20020906_040117_000000412009_00147_02706_2789.N1	06-SEP-2002 04:01:17	Bright	40.500	24	66Alp Gem	1.5800	10200.	81	2706	No
80	GOM_NL__2PRFIN20020906_040407_000000822009_00147_02706_2790.N1	06-SEP-2002 04:04:07	Twi_and_stray	81.500	28	12Bet Tau	1.6500	15200.	163	2706	No
81	GOM_NL__2PRFIN20020906_040718_000000562009_00147_02706_2791.N1	06-SEP-2002 04:07:18	Twi_and_stray	56.000	44	24Gam Gem	1.9280	11000.	112	2706	No
82	GOM_NL__2PRFIN20020906_040913_000000552009_00147_02706_2792.N1	06-SEP-2002 04:09:13	Twilight	55.000	8	10Alp CMi	0.40000	6500.0	110	2706	No
83	GOM_NL__2PRFIN20020906_041230_000000892009_00147_02706_2793.N1	06-SEP-2002 04:12:30	Dark	89.000	14	58Alp Ori	0.87000	3000.0	178	2706	No
84	GOM_NL__2PRFIN20020906_041717_000000612009_00147_02706_2794.N1	06-SEP-2002 04:17:17	Dark	61.000	1	9Alp CMa	-1.4400	11000.	122	2706	No
85	GOM_NL__2PRFIN20020906_041843_000000502009_00147_02706_2795.N1	06-SEP-2002 04:18:43	Dark	49.500	47	2Bet CMa	1.9760	28000.	99	2706	No
86	GOM_NL__2PRFIN20020906_042103_000000392009_00147_02706_2796.N1	06-SEP-2002 04:21:03	Dark	38.500	70	Zet Pup	2.2460	39000.	77	2706	No
87	GOM_NL__2PRFIN20020906_042255_000000382009_00147_02706_2797.N1	06-SEP-2002 04:22:55	Dark	38.000	34	Gam2Vel	1.7930	23000.	76	2706	No
88	GOM_NL__2PRFIN20020906_042633_000000542009_00147_02706_2798.N1	06-SEP-2002 04:26:33	Dark	53.500	2	Alp Car	-0.73600	7000.0	107	2706	No
89	GOM_NL__2PRFIN20020906_043637_000000382009_00148_02707_8602.N1	06-SEP-2002 04:36:37	Dark	38.000	135	Bet Hyi	2.8200	5800.0	76	2707	No
90	GOM_NL__2PRFIN20020906_043818_000000452009_00148_02707_8603.N1	06-SEP-2002 04:38:18	Dark	45.000	9	Alp Eri	0.45300	24000.	90	2707	No
91	GOM_NL__2PRFIN20020906_044212_000000442009_00148_02707_8604.N1	06-SEP-2002 04:42:12	Straylight	44.000	148	Alp Tuc	2.8780	4100.0	88	2707	No
92	GOM_NL__2PRFIN20020906_044412_000000522009_00148_02707_8605.N1	06-SEP-2002 04:44:12	Straylight	52.000	84	Alp Phe	2.3970	4500.0	104	2707	No
93	GOM_NL__2PRFIN20020906_044552_000000392009_00148_02707_8606.N1	06-SEP-2002 04:45:52	Straylight	39.000	31	Alp Gru	1.7340	15200.	78	2707	No
94	GOM_NL__2PRFIN20020906_044841_000000382009_00148_02707_8607.N1	06-SEP-2002 04:48:41	Straylight	37.500	172	Gam Gru	3.0030	13100.	75	2707	No
95	GOM_NL__2PRFIN20020906_044959_000000452009_00148_02707_8608.N1	06-SEP-2002 04:49:59	Straylight	45.000	18	24Alp PsA	1.1660	9700.0	90	2707	No
96	GOM_NL__2PRFIN20020906_045440_000000422009_00148_02707_8609.N1	06-SEP-2002 04:54:40	Bright	42.000	142	49Del Cap	2.8500	8900.0	84	2707	No
97	GOM_NL__2PRFIN20020906_045746_000000382009_00148_02707_8610.N1	06-SEP-2002 04:57:46	Bright	38.000	154	22Bet Aqr	2.8990	5700.0	76	2707	No
98	GOM_NL__2PRFIN20020906_045906_000000402009_00148_02707_8611.N1	06-SEP-2002 04:59:06	Bright	39.500	162	34Alp Aqr	2.9440	5350.0	79	2707	No
99	GOM_NL__2PRFIN20020906_050205_000000402009_00148_02707_8612.N1	06-SEP-2002 05:02:05	Bright	40.000	61	8Eps Peg	2.1000	3900.0	80	2707	No
100	GOM_NL__2PRFIN20020906_050428_000000462009_00148_02707_2730.N1	06-SEP-2002 05:04:28	Bright	45.500	90	54Alp Peg	2.4870	11000.	91	2707	No
101	GOM_NL__2PRFIN20020906_050721_000000642009_00148_02707_2731.N1	06-SEP-2002 05:07:21	Bright	63.500	140	88Gam Peg	2.8340	26000.	127	2707	No

102	GOM_NL__2PRFIN20020906_051103_000000362009_00148_02707_2732.N1	06-SEP-2002 05:11:03	Bright	35.500	66	37Gam Cyg	2.2080	5900.0	71	2707	No
103	GOM_NL__2PRFIN20020906_051214_000000372009_00148_02707_2733.N1	06-SEP-2002 05:12:14	Bright	36.500	19	50Alp Cyg	1.2460	10500.	73	2707	No
104	GOM_NL__2PRFIN20020906_052527_000000852009_00148_02707_2734.N1	06-SEP-2002 05:25:27	Dark	85.000	73	57Gam1And	2.2600	13100.	170	2707	Yes
105	GOM_NL__2PRFIN20020906_052811_000000612009_00148_02707_2735.N1	06-SEP-2002 05:28:11	Bright	61.000	160	23Gam Per	2.9300	4700.0	122	2707	No
106	GOM_NL__2PRFIN20020906_053020_000000692009_00148_02707_2736.N1	06-SEP-2002 05:30:20	Bright	68.500	35	33Alp Per	1.7950	6250.0	137	2707	No
107	GOM_NL__2PRFIN20020906_053258_000001042009_00148_02707_2737.N1	06-SEP-2002 05:32:58	Bright	104.00	79	26Bet Per	2.3100	13100.	208	2707	No
108	GOM_NL__2PRFIN20020906_053704_000000942009_00148_02707_2738.N1	06-SEP-2002 05:37:04	Bright	94.000	149	45Eps Per	2.8880	30000.	188	2707	No
109	GOM_NL__2PRFIN20020906_054154_000000402009_00148_02707_2739.N1	06-SEP-2002 05:41:54	Bright	39.500	24	66Alp Gem	1.5800	10200.	79	2707	No
110	GOM_NL__2PRFIN20020906_054443_000000772009_00148_02707_2740.N1	06-SEP-2002 05:44:43	Twi_and_stray	76.500	28	12Bet Tau	1.6500	15200.	153	2707	No
111	GOM_NL__2PRFIN20020906_054755_000000582009_00148_02707_2741.N1	06-SEP-2002 05:47:55	Twi_and_stray	58.000	44	24Gam Gem	1.9280	11000.	116	2707	No
112	GOM_NL__2PRFIN20020906_054950_000000562009_00148_02707_2742.N1	06-SEP-2002 05:49:50	Twilight	56.000	8	10Alp CMi	0.40000	6500.0	112	2707	No
113	GOM_NL__2PRFIN20020906_055308_000000872009_00148_02707_2743.N1	06-SEP-2002 05:53:08	Dark	86.500	14	58Alp Ori	0.87000	3000.0	173	2707	No
114	GOM_NL__2PRFIN20020906_055754_000000532009_00148_02707_2744.N1	06-SEP-2002 05:57:54	Dark	53.000	1	9Alp CMa	-1.4400	11000.	106	2707	No
115	GOM_NL__2PRFIN20020906_055920_000000502009_00148_02707_2745.N1	06-SEP-2002 05:59:20	Dark	50.000	47	2Bet CMa	1.9760	28000.	100	2707	No
116	GOM_NL__2PRFIN20020906_060139_000000422009_00148_02707_2746.N1	06-SEP-2002 06:01:39	Dark	42.000	70	Zet Pup	2.2460	39000.	84	2707	No
117	GOM_NL__2PRFIN20020906_060331_000000422009_00148_02707_2747.N1	06-SEP-2002 06:03:31	Dark	42.000	34	Gam2Vel	1.7930	23000.	84	2707	No
118	GOM_NL__2PRFIN20020906_060710_000000422009_00148_02707_2748.N1	06-SEP-2002 06:07:10	Dark	42.000	2	Alp Car	-0.73600	7000.0	84	2707	No
119	GOM_NL__2PRFIN20020906_061713_000000392009_00149_02708_2716.N1	06-SEP-2002 06:17:13	Dark	38.500	135	Bet Hyi	2.8200	5800.0	77	2708	No
120	GOM_NL__2PRFIN20020906_061854_000000542009_00149_02708_2717.N1	06-SEP-2002 06:18:54	Dark	54.000	9	Alp Eri	0.45300	24000.	108	2708	No
121	GOM_NL__2PRFIN20020906_062248_000000412009_00149_02708_2718.N1	06-SEP-2002 06:22:48	Straylight	41.000	148	Alp Tuc	2.8780	4100.0	82	2708	No
122	GOM_NL__2PRFIN20020906_062449_000000462009_00149_02708_2719.N1	06-SEP-2002 06:24:49	Straylight	46.000	84	Alp Phe	2.3970	4500.0	92	2708	No
123	GOM_NL__2PRFIN20020906_062629_000000442009_00149_02708_2720.N1	06-SEP-2002 06:26:29	Straylight	43.500	31	Alp Gru	1.7340	15200.	87	2708	No
124	GOM_NL__2PRFIN20020906_062917_000000392009_00149_02708_2721.N1	06-SEP-2002 06:29:17	Straylight	39.000	172	Gam Gru	3.0030	13100.	78	2708	No
125	GOM_NL__2PRFIN20020906_063035_000000492009_00149_02708_2722.N1	06-SEP-2002 06:30:35	Straylight	48.500	18	24Alp PsA	1.1660	9700.0	97	2708	No
126	GOM_NL__2PRFIN20020906_063516_000000412009_00149_02708_2723.N1	06-SEP-2002 06:35:16	Bright	40.500	142	49Del Cap	2.8500	8900.0	81	2708	No
127	GOM_NL__2PRFIN20020906_063822_000000392009_00149_02708_2724.N1	06-SEP-2002 06:38:22	Bright	39.000	154	22Bet Aqr	2.8990	5700.0	78	2708	No
128	GOM_NL__2PRFIN20020906_063942_000000412009_00149_02708_2725.N1	06-SEP-2002 06:39:42	Bright	41.000	162	34Alp Aqr	2.9440	5350.0	82	2708	No
129	GOM_NL__2PRFIN20020906_064241_000000402009_00149_02708_2726.N1	06-SEP-2002 06:42:41	Bright	40.000	61	8Eps Peg	2.1000	3900.0	80	2708	No
130	GOM_NL__2PRFIN20020906_064504_000000462009_00149_02708_2727.N1	06-SEP-2002 06:45:04	Bright	46.000	90	54Alp Peg	2.4870	11000.	92	2708	No
131	GOM_NL__2PRFIN20020906_064755_000000642009_00149_02708_2728.N1	06-SEP-2002 06:47:55	Bright	64.000	140	88Gam Peg	2.8340	26000.	128	2708	No
132	GOM_NL__2PRFIN20020906_065140_000000372009_00149_02708_2729.N1	06-SEP-2002 06:51:40	Bright	37.000	66	37Gam Cyg	2.2080	5900.0	74	2708	No
133	GOM_NL__2PRFIN20020906_065251_000000392009_00149_02708_2730.N1	06-SEP-2002 06:52:51	Bright	38.500	19	50Alp Cyg	1.2460	10500.	77	2708	No
134	GOM_NL__2PRFIN20020906_065738_000000382009_00149_02708_2731.N1	06-SEP-2002 06:57:38	Bright	37.500	89	5Alp Cep	2.4510	8000.0	75	2708	No
135	GOM_NL__2PRFIN20020906_065947_000000422009_00149_02708_2732.N1	06-SEP-2002 06:59:47	Bright	41.500	74	11Bet Cas	2.2680	6600.0	83	2708	No
136	GOM_NL__2PRFIN20020906_070149_000000462009_00149_02708_2733.N1	06-SEP-2002 07:01:49	Bright	46.000	76	27Gam Cas	2.3000	30000.	92	2708	No
137	GOM_NL__2PRFIN20020906_070601_000000822009_00149_02708_2734.N1	06-SEP-2002 07:06:01	Bright	82.000	73	57Gam1And	2.2600	13100.	164	2708	No
138	GOM_NL__2PRFIN20020906_070846_000000592009_00149_02708_2735.N1	06-SEP-2002 07:08:46	Bright	59.000	160	23Gam Per	2.9300	4700.0	118	2708	No
139	GOM_NL__2PRFIN20020906_071055_000000662009_00149_02708_2736.N1	06-SEP-2002 07:10:55	Bright	65.500	35	33Alp Per	1.7950	6250.0	131	2708	No
140	GOM_NL__2PRFIN20020906_071333_000001042009_00149_02708_2737.N1	06-SEP-2002 07:13:33	Bright	103.50	79	26Bet Per	2.3100	13100.	207	2708	No
141	GOM_NL__2PRFIN20020906_071739_000000922009_00149_02708_2738.N1	06-SEP-2002 07:17:39	Bright	91.500	149	45Eps Per	2.8880	30000.	183	2708	No
142	GOM_NL__2PRFIN20020906_072230_000000432009_00149_02708_2739.N1	06-SEP-2002 07:22:30	Bright	42.500	24	66Alp Gem	1.5800	10200.	85	2708	No
143	GOM_NL__2PRFIN20020906_072520_000000782009_00149_02708_2740.N1	06-SEP-2002 07:25:20	Twi_and_stray	78.000	28	12Bet Tau	1.6500	15200.	156	2708	No
144	GOM_NL__2PRFIN20020906_072831_000000572009_00149_02708_2741.N1	06-SEP-2002 07:28:31	Twi_and_stray	56.500	44	24Gam Gem	1.9280	11000.	113	2708	No
145	GOM_NL__2PRFIN20020906_073027_000000562009_00149_02708_2742.N1	06-SEP-2002 07:30:27	Twilight	56.000	8	10Alp CMi	0.40000	6500.0	112	2708	No
146	GOM_NL__2PRFIN20020906_073345_000000712009_00149_02708_2743.N1	06-SEP-2002 07:33:45	Dark	71.000	14	58Alp Ori	0.87000	3000.0	142	2708	No
147	GOM_NL__2PRFIN20020906_073831_000000582009_00149_02708_2744.N1	06-SEP-2002 07:38:31	Dark	58.000	1	9Alp CMa	-1.4400	11000.	116	2708	No
148	GOM_NL__2PRFIN20020906_073958_000000532009_00149_02708_2745.N1	06-SEP-2002 07:39:58	Dark	52.500	47	2Bet CMa	1.9760	28000.	105	2708	No
149	GOM_NL__2PRFIN20020906_074216_000000422009_00149_02708_2746.N1	06-SEP-2002 07:42:16	Dark	42.000	70	Zet Pup	2.2460	39000.	84	2708	No
150	GOM_NL__2PRFIN20020906_074407_000000402009_00149_02708_2747.N1	06-SEP-2002 07:44:07	Dark	40.000	34	Gam2Vel	1.7930	23000.	80	2708	No
151	GOM_NL__2PRFIN20020906_074746_000000472009_00149_02708_2748.N1	06-SEP-2002 07:47:46	Dark	46.500	2	Alp Car	-0.73600	7000.0	93	2708	No
152	GOM_NL__2PRFIN20020906_075749_000000382009_00150_02709_2720.N1	06-SEP-2002 07:57:49	Dark	38.000	135	Bet Hyi	2.8200	5800.0	76	2709	No
153	GOM_NL__2PRFIN20020906_075931_000000472009_00150_02709_2721.N1	06-SEP-2002 07:59:31	Dark	46.500	9	Alp Eri	0.45300	24000.	93	2709	No
154	GOM_NL__2PRFIN20020906_080324_000000392009_00150_02709_2722.N1	06-SEP-2002 08:03:24	Straylight	39.000	148	Alp Tuc	2.8780	4100.0	78	2709	No
155	GOM_NL__2PRFIN20020906_080525_000000492009_00150_02709_2723.N1	06-SEP-2002 08:05:25	Straylight	48.500	84	Alp Phe	2.3970	4500.0	97	2709	No
156	GOM_NL__2PRFIN20020906_080705_000000422009_00150_02709_2724.N1	06-SEP-2002 08:07:05	Straylight	41.500	31	Alp Gru	1.7340	15200.	83	2709	No
157	GOM_NL__2PRFIN20020906_080953_000000392009_00150_02709_2725.N1	06-SEP-2002 08:09:53	Straylight	38.500	172	Gam Gru	3.0030	13100.	77	2709	No
158	GOM_NL__2PRFIN20020906_081112_000000462009_00150_02709_2726.N1	06-SEP-2002 08:11:12	Straylight	46.000	18	24Alp PsA	1.1660	9700.0	92	2709	No
159	GOM_NL__2PRFIN20020906_081552_000000412009_00150_02709_2727.N1	06-SEP-2002 08:15:52	Bright	41.000	142	49Del Cap	2.8500	8900.0	82	2709	No
160	GOM_NL__2PRFIN20020906_081858_000000382009_00150_02709_2728.N1	06-SEP-2002 08:18:58	Bright	38.000	154	22Bet Aqr	2.8990	5700.0	76	2709	No

161	GOM_NL__2PRFIN20020906_082018_000000402009_00150_02709_2729.N1	06-SEP-2002 08:20:18	Bright	40.000	162	34Alp Aqr	2.9440	5350.0	80	2709	No
162	GOM_NL__2PRFIN20020906_082317_000000392009_00150_02709_2730.N1	06-SEP-2002 08:23:17	Bright	38.500	61	8Eps Peg	2.1000	3900.0	77	2709	No
163	GOM_NL__2PRFIN20020906_082540_000000452009_00150_02709_2731.N1	06-SEP-2002 08:25:40	Bright	44.500	90	54Alp Peg	2.4870	11000.	89	2709	No
164	GOM_NL__2PRFIN20020906_082831_000000632009_00150_02709_2732.N1	06-SEP-2002 08:28:31	Bright	63.000	140	88Gam Peg	2.8340	26000.	126	2709	No
165	GOM_NL__2PRFIN20020906_083216_000000362009_00150_02709_2733.N1	06-SEP-2002 08:32:16	Bright	35.500	66	37Gam Cyg	2.2080	5900.0	71	2709	No
166	GOM_NL__2PRFIN20020906_083327_000000402009_00150_02709_2734.N1	06-SEP-2002 08:33:27	Bright	39.500	19	50Alp Cyg	1.2460	10500.	79	2709	No
167	GOM_NL__2PRFIN20020906_083814_000000372009_00150_02709_2735.N1	06-SEP-2002 08:38:14	Bright	37.000	89	5Alp Cep	2.4510	8000.0	74	2709	No
168	GOM_NL__2PRFIN20020906_084022_000000452009_00150_02709_2736.N1	06-SEP-2002 08:40:22	Bright	44.500	74	11Bet Cas	2.2680	6600.0	89	2709	No
169	GOM_NL__2PRFIN20020906_084225_000000462009_00150_02709_2737.N1	06-SEP-2002 08:42:25	Bright	45.500	76	27Gam Cas	2.3000	30000.	91	2709	No
170	GOM_NL__2PRFIN20020906_084635_000000852009_00150_02709_2738.N1	06-SEP-2002 08:46:35	Bright	85.000	73	57Gam1And	2.2600	13100.	170	2709	No
171	GOM_NL__2PRFIN20020906_084921_000000572009_00150_02709_2739.N1	06-SEP-2002 08:49:21	Bright	57.000	160	23Gam Per	2.9300	4700.0	114	2709	No
172	GOM_NL__2PRFIN20020906_085130_000000672009_00150_02709_2740.N1	06-SEP-2002 08:51:30	Bright	67.000	35	33Alp Per	1.7950	6250.0	134	2709	No
173	GOM_NL__2PRFIN20020906_085407_000001072009_00150_02709_2741.N1	06-SEP-2002 08:54:07	Bright	107.00	79	26Bet Per	2.3100	13100.	214	2709	No
174	GOM_NL__2PRFIN20020906_085814_000000912009_00150_02709_2742.N1	06-SEP-2002 08:58:14	Bright	90.500	149	45Eps Per	2.8880	30000.	181	2709	No
175	GOM_NL__2PRFIN20020906_090306_000000412009_00150_02709_2743.N1	06-SEP-2002 09:03:06	Bright	41.000	24	66Alp Gem	1.5800	10200.	82	2709	No
176	GOM_NL__2PRFIN20020906_090556_000000772009_00150_02709_2744.N1	06-SEP-2002 09:05:56	Tw_i_and_stray	76.500	28	12Bet Tau	1.6500	15200.	153	2709	No
177	GOM_NL__2PRFIN20020906_090908_000000542009_00150_02709_2745.N1	06-SEP-2002 09:09:08	Tw_i_and_stray	54.000	44	24Gam Gem	1.9280	11000.	108	2709	No
178	GOM_NL__2PRFIN20020906_091104_000000452009_00150_02709_2746.N1	06-SEP-2002 09:11:04	Twilight	44.500	8	10Alp CMi	0.40000	6500.0	89	2709	No
179	GOM_NL__2PRFIN20020906_091422_000000842009_00150_02709_2747.N1	06-SEP-2002 09:14:22	Dark	84.000	14	58Alp Ori	0.87000	3000.0	168	2709	No
180	GOM_NL__2PRFIN20020906_091908_000000562009_00150_02709_2748.N1	06-SEP-2002 09:19:08	Dark	56.000	1	9Alp CMa	-1.4400	11000.	112	2709	No
181	GOM_NL__2PRFIN20020906_092035_000000512009_00150_02709_2749.N1	06-SEP-2002 09:20:35	Dark	50.500	47	2Bet CMa	1.9760	28000.	101	2709	No
182	GOM_NL__2PRFIN20020906_092252_000000402009_00150_02709_2750.N1	06-SEP-2002 09:22:52	Dark	39.500	70	Zet Pup	2.2460	39000.	79	2709	No
183	GOM_NL__2PRFIN20020906_092444_000000412009_00150_02709_2751.N1	06-SEP-2002 09:24:44	Dark	40.500	34	Gam2Vel	1.7930	23000.	81	2709	No
184	GOM_NL__2PRFIN20020906_092823_000000452009_00150_02709_2752.N1	06-SEP-2002 09:28:23	Dark	45.000	2	Alp Car	-0.73600	7000.0	90	2709	No
185	GOM_NL__2PRFIN20020906_093825_000000382009_00151_02710_2715.N1	06-SEP-2002 09:38:25	Dark	38.000	135	Bet Hyi	2.8200	5800.0	76	2710	No
186	GOM_NL__2PRFIN20020906_094007_000000542009_00151_02710_2716.N1	06-SEP-2002 09:40:07	Dark	54.000	9	Alp Eri	0.45300	24000.	108	2710	No
187	GOM_NL__2PRFIN20020906_094400_000000402009_00151_02710_2717.N1	06-SEP-2002 09:44:00	Straylight	39.500	148	Alp Tuc	2.8780	4100.0	79	2710	No
188	GOM_NL__2PRFIN20020906_094601_000000582009_00151_02710_2718.N1	06-SEP-2002 09:46:01	Straylight	57.500	84	Alp Phe	2.3970	4500.0	115	2710	No
189	GOM_NL__2PRFIN20020906_094741_000000442009_00151_02710_2719.N1	06-SEP-2002 09:47:41	Straylight	43.500	31	Alp Gru	1.7340	15200.	87	2710	No
190	GOM_NL__2PRFIN20020906_095029_000000382009_00151_02710_2720.N1	06-SEP-2002 09:50:29	Straylight	38.000	172	Gam Gru	3.0030	13100.	76	2710	No
191	GOM_NL__2PRFIN20020906_095148_000000502009_00151_02710_2721.N1	06-SEP-2002 09:51:48	Straylight	49.500	18	24Alp PsA	1.1660	9700.0	99	2710	No
192	GOM_NL__2PRFIN20020906_095628_000000512009_00151_02710_2722.N1	06-SEP-2002 09:56:28	Bright	51.000	142	49Del Cap	2.8500	8900.0	102	2710	No
193	GOM_NL__2PRFIN20020906_095934_000000402009_00151_02710_2723.N1	06-SEP-2002 09:59:34	Bright	39.500	154	22Bet Aqr	2.8990	5700.0	79	2710	No
194	GOM_NL__2PRFIN20020906_100054_000000402009_00151_02710_2724.N1	06-SEP-2002 10:00:54	Bright	40.000	162	34Alp Aqr	2.9440	5350.0	80	2710	No
195	GOM_NL__2PRFIN20020906_100353_000000392009_00151_02710_2725.N1	06-SEP-2002 10:03:53	Bright	39.000	61	8Eps Peg	2.1000	3900.0	78	2710	No
196	GOM_NL__2PRFIN20020906_100615_000000462009_00151_02710_2726.N1	06-SEP-2002 10:06:15	Bright	46.000	90	54Alp Peg	2.4870	11000.	92	2710	No
197	GOM_NL__2PRFIN20020906_100905_000000642009_00151_02710_2727.N1	06-SEP-2002 10:09:05	Bright	63.500	140	88Gam Peg	2.8340	26000.	127	2710	No
198	GOM_NL__2PRFIN20020906_101252_000000392009_00151_02710_2728.N1	06-SEP-2002 10:12:52	Bright	38.500	66	37Gam Cyg	2.2080	5900.0	77	2710	No
199	GOM_NL__2PRFIN20020906_101403_000000402009_00151_02710_2729.N1	06-SEP-2002 10:14:03	Bright	40.000	19	50Alp Cyg	1.2460	10500.	80	2710	No
200	GOM_NL__2PRFIN20020906_101850_000000372009_00151_02710_2730.N1	06-SEP-2002 10:18:50	Bright	36.500	89	5Alp Cep	2.4510	8000.0	73	2710	No
201	GOM_NL__2PRFIN20020906_102058_000000442009_00151_02710_2731.N1	06-SEP-2002 10:20:58	Bright	43.500	74	11Bet Cas	2.2680	6600.0	87	2710	No
202	GOM_NL__2PRFIN20020906_102300_000000432009_00151_02710_2732.N1	06-SEP-2002 10:23:00	Bright	42.500	76	27Gam Cas	2.3000	30000.	85	2710	No
203	GOM_NL__2PRFIN20020906_102956_000000602009_00151_02710_2733.N1	06-SEP-2002 10:29:56	Bright	59.500	160	23Gam Per	2.9300	4700.0	119	2710	No
204	GOM_NL__2PRFIN20020906_103205_000000682009_00151_02710_2734.N1	06-SEP-2002 10:32:05	Bright	67.500	35	33Alp Per	1.7950	6250.0	135	2710	No
205	GOM_NL__2PRFIN20020906_103442_000001052009_00151_02710_2735.N1	06-SEP-2002 10:34:42	Bright	105.00	79	26Bet Per	2.3100	13100.	210	2710	No
206	GOM_NL__2PRFIN20020906_103849_000000882009_00151_02710_2736.N1	06-SEP-2002 10:38:49	Bright	87.500	149	45Eps Per	2.8880	30000.	175	2710	No
207	GOM_NL__2PRFIN20020906_104342_000000412009_00151_02710_2737.N1	06-SEP-2002 10:43:42	Bright	41.000	24	66Alp Gem	1.5800	10200.	82	2710	No
208	GOM_NL__2PRFIN20020906_104632_000000752009_00151_02710_2738.N1	06-SEP-2002 10:46:32	Tw_i_and_stray	75.000	28	12Bet Tau	1.6500	15200.	150	2710	No
209	GOM_NL__2PRFIN20020906_104944_000000532009_00151_02710_2739.N1	06-SEP-2002 10:49:44	Tw_i_and_stray	53.000	44	24Gam Gem	1.9280	11000.	106	2710	No
210	GOM_NL__2PRFIN20020906_105140_000000532009_00151_02710_2740.N1	06-SEP-2002 10:51:40	Twilight	52.500	8	10Alp CMi	0.40000	6500.0	105	2710	No
211	GOM_NL__2PRFIN20020906_105459_000000782009_00151_02710_2741.N1	06-SEP-2002 10:54:59	Dark	78.000	14	58Alp Ori	0.87000	3000.0	156	2710	No
212	GOM_NL__2PRFIN20020906_105944_000000512009_00151_02710_2742.N1	06-SEP-2002 10:59:44	Dark	51.000	1	9Alp CMa	-1.4400	11000.	102	2710	No
213	GOM_NL__2PRFIN20020906_110111_000000512009_00151_02710_2743.N1	06-SEP-2002 11:01:11	Dark	51.000	47	2Bet CMa	1.9760	28000.	102	2710	No
214	GOM_NL__2PRFIN20020906_110328_000000392009_00151_02710_2744.N1	06-SEP-2002 11:03:28	Dark	39.000	70	Zet Pup	2.2460	39000.	78	2710	No
215	GOM_NL__2PRFIN20020906_110520_000000382009_00151_02710_2745.N1	06-SEP-2002 11:05:20	Dark	38.000	34	Gam2Vel	1.7930	23000.	76	2710	No
216	GOM_NL__2PRFIN20020906_110702_000000422009_00151_02710_2746.N1	06-SEP-2002 11:07:02	Dark	41.500	46	Del Vel	1.9540	10600.	83	2710	No
217	GOM_NL__2PRFIN20020906_110859_000000412009_00151_02710_2747.N1	06-SEP-2002 11:08:59	Dark	41.000	2	Alp Car	-0.73600	7000.0	82	2710	No
218	GOM_NL__2PRFIN20020906_111902_000000372009_00152_02711_2717.N1	06-SEP-2002 11:19:02	Dark	37.000	135	Bet Hyi	2.8200	5800.0	74	2711	No
219	GOM_NL__2PRFIN20020906_112044_000000462009_00152_02711_2718.N1	06-SEP-2002 11:20:44	Dark	45.500	9	Alp Eri	0.45300	24000.	91	2711	No

220	GOM_NL__2PRFIN20020906_112436_000000452009_00152_02711_2719.N1	06-SEP-2002 11:24:36	Straylight	45.000	148	Alp Tuc	2.8780	4100.0	90	2711	No
221	GOM_NL__2PRFIN20020906_112638_000000552009_00152_02711_2720.N1	06-SEP-2002 11:26:38	Straylight	55.000	84	Alp Phe	2.3970	4500.0	110	2711	No
222	GOM_NL__2PRFIN20020906_112817_000000402009_00152_02711_2721.N1	06-SEP-2002 11:28:17	Straylight	40.000	31	Alp Gru	1.7340	15200.	80	2711	No
223	GOM_NL__2PRFIN20020906_113105_000000382009_00152_02711_2722.N1	06-SEP-2002 11:31:05	Straylight	38.000	172	Gam Gru	3.0030	13100.	76	2711	No
224	GOM_NL__2PRFIN20020906_113224_000000482009_00152_02711_2723.N1	06-SEP-2002 11:32:24	Straylight	47.500	18	24Alp PsA	1.1660	9700.0	95	2711	No
225	GOM_NL__2PRFIN20020906_113705_000000392009_00152_02711_2724.N1	06-SEP-2002 11:37:05	Bright	39.000	142	49Del Cap	2.8500	8900.0	78	2711	No
226	GOM_NL__2PRFIN20020906_114011_000000392009_00152_02711_2725.N1	06-SEP-2002 11:40:11	Bright	38.500	154	22Bet Aqr	2.8990	5700.0	77	2711	No
227	GOM_NL__2PRFIN20020906_114131_000000402009_00152_02711_2726.N1	06-SEP-2002 11:41:31	Bright	39.500	162	34Alp Aqr	2.9440	5350.0	79	2711	No
228	GOM_NL__2PRFIN20020906_114430_000000402009_00152_02711_2727.N1	06-SEP-2002 11:44:30	Bright	40.000	61	8Eps Peg	2.1000	3900.0	80	2711	No
229	GOM_NL__2PRFIN20020906_114651_000000432009_00152_02711_2728.N1	06-SEP-2002 11:46:51	Bright	43.000	90	54Alp Peg	2.4870	11000.	86	2711	No
230	GOM_NL__2PRFIN20020906_114940_000000632009_00152_02711_2729.N1	06-SEP-2002 11:49:40	Bright	62.500	140	88Gam Peg	2.8340	26000.	125	2711	No
231	GOM_NL__2PRFIN20020906_115328_000000382009_00152_02711_2730.N1	06-SEP-2002 11:53:28	Bright	38.000	66	37Gam Cyg	2.2080	5900.0	76	2711	No
232	GOM_NL__2PRFIN20020906_115439_000000382009_00152_02711_2731.N1	06-SEP-2002 11:54:39	Bright	38.000	19	50Alp Cyg	1.2460	10500.	76	2711	No
233	GOM_NL__2PRFIN20020906_115926_000000382009_00152_02711_2732.N1	06-SEP-2002 11:59:26	Bright	37.500	89	5Alp Cep	2.4510	8000.0	75	2711	No
234	GOM_NL__2PRFIN20020906_120133_000000442009_00152_02711_2733.N1	06-SEP-2002 12:01:33	Bright	44.000	74	11Bet Cas	2.2680	6600.0	88	2711	No
235	GOM_NL__2PRFIN20020906_120335_000000462009_00152_02711_2734.N1	06-SEP-2002 12:03:35	Bright	45.500	76	27Gam Cas	2.3000	30000.	91	2711	No
236	GOM_NL__2PRFIN20020906_120743_000000842009_00152_02711_2735.N1	06-SEP-2002 12:07:43	Bright	84.000	73	57Gam1And	2.2600	13100.	168	2711	No
237	GOM_NL__2PRFIN20020906_121031_000000572009_00152_02711_2736.N1	06-SEP-2002 12:10:31	Bright	57.000	160	23Gam Per	2.9300	4700.0	114	2711	No
238	GOM_NL__2PRFIN20020906_121240_000000682009_00152_02711_2737.N1	06-SEP-2002 12:12:40	Bright	68.000	35	33Alp Per	1.7950	6250.0	136	2711	No
239	GOM_NL__2PRFIN20020906_121516_000001012009_00152_02711_2738.N1	06-SEP-2002 12:15:16	Bright	101.00	79	26Bet Per	2.3100	13100.	202	2711	No
240	GOM_NL__2PRFIN20020906_121924_000000902009_00152_02711_2739.N1	06-SEP-2002 12:19:24	Bright	89.500	149	45Eps Per	2.8880	30000.	179	2711	No
241	GOM_NL__2PRFIN20020906_122418_000000412009_00152_02711_2740.N1	06-SEP-2002 12:24:18	Bright	40.500	24	66Alp Gem	1.5800	10200.	81	2711	No
242	GOM_NL__2PRFIN20020906_122709_000000832009_00152_02711_2741.N1	06-SEP-2002 12:27:09	Tw_i_and_stray	83.000	28	12Bet Tau	1.6500	15200.	166	2711	No
243	GOM_NL__2PRFIN20020906_123021_000000552009_00152_02711_2742.N1	06-SEP-2002 12:30:21	Tw_i_and_stray	54.500	44	24Gam Gem	1.9280	11000.	109	2711	No
244	GOM_NL__2PRFIN20020906_123216_000000472009_00152_02711_2743.N1	06-SEP-2002 12:32:16	Twilight	46.500	8	10Alp CMi	0.40000	6500.0	93	2711	No
245	GOM_NL__2PRFIN20020906_123536_000000802009_00152_02711_2744.N1	06-SEP-2002 12:35:36	Dark	79.500	14	58Alp Ori	0.87000	3000.0	159	2711	No
246	GOM_NL__2PRFIN20020906_124021_000000542009_00152_02711_2745.N1	06-SEP-2002 12:40:21	Dark	53.500	1	9Alp CMa	-1.4400	11000.	107	2711	No
247	GOM_NL__2PRFIN20020906_124149_000000532009_00152_02711_2746.N1	06-SEP-2002 12:41:49	Dark	52.500	47	2Bet CMa	1.9760	28000.	105	2711	No
248	GOM_NL__2PRFIN20020906_124405_000000392009_00152_02711_2747.N1	06-SEP-2002 12:44:05	Dark	38.500	70	Zet Pup	2.2460	39000.	77	2711	No
249	GOM_NL__2PRFIN20020906_124556_000000412009_00152_02711_2748.N1	06-SEP-2002 12:45:56	Dark	40.500	34	Gam2Vel	1.7930	23000.	81	2711	No
250	GOM_NL__2PRFIN20020906_124738_000000382009_00152_02711_2749.N1	06-SEP-2002 12:47:38	Dark	37.500	46	Del Vel	1.9540	10600.	75	2711	No
251	GOM_NL__2PRFIN20020906_124936_000000402009_00152_02711_2750.N1	06-SEP-2002 12:49:36	Dark	40.000	2	Alp Car	-0.73600	7000.0	80	2711	No
252	GOM_NL__2PRFIN20020906_125938_000000372009_00153_02712_2720.N1	06-SEP-2002 12:59:38	Dark	36.500	135	Bet Hyi	2.8200	5800.0	73	2712	No
253	GOM_NL__2PRFIN20020906_130121_000000532009_00153_02712_2721.N1	06-SEP-2002 13:01:21	Dark	53.000	9	Alp Eri	0.45300	24000.	106	2712	No
254	GOM_NL__2PRFIN20020906_130513_000000402009_00153_02712_2722.N1	06-SEP-2002 13:05:13	Straylight	39.500	148	Alp Tuc	2.8780	4100.0	79	2712	No
255	GOM_NL__2PRFIN20020906_130715_000000492009_00153_02712_2723.N1	06-SEP-2002 13:07:15	Straylight	48.500	84	Alp Phe	2.3970	4500.0	97	2712	No
256	GOM_NL__2PRFIN20020906_130854_000000392009_00153_02712_2724.N1	06-SEP-2002 13:08:54	Straylight	39.000	31	Alp Gru	1.7340	15200.	78	2712	No
257	GOM_NL__2PRFIN20020906_131142_000000382009_00153_02712_2725.N1	06-SEP-2002 13:11:42	Straylight	38.000	172	Gam Gru	3.0030	13100.	76	2712	No
258	GOM_NL__2PRFIN20020906_131301_000000502009_00153_02712_2726.N1	06-SEP-2002 13:13:01	Straylight	50.000	18	24Alp PsA	1.1660	9700.0	100	2712	No
259	GOM_NL__2PRFIN20020906_131742_000000412009_00153_02712_2727.N1	06-SEP-2002 13:17:42	Bright	40.500	142	49Del Cap	2.8500	8900.0	81	2712	No
260	GOM_NL__2PRFIN20020906_132047_000000382009_00153_02712_2728.N1	06-SEP-2002 13:20:47	Bright	38.000	154	22Bet Aqr	2.8990	5700.0	76	2712	No
261	GOM_NL__2PRFIN20020906_132207_000000382009_00153_02712_2729.N1	06-SEP-2002 13:22:07	Bright	38.000	162	34Alp Aqr	2.9440	5350.0	76	2712	No
262	GOM_NL__2PRFIN20020906_132506_000000372009_00153_02712_2730.N1	06-SEP-2002 13:25:06	Bright	36.500	61	8Eps Peg	2.1000	3900.0	73	2712	No
263	GOM_NL__2PRFIN20020906_132727_000000452009_00153_02712_2731.N1	06-SEP-2002 13:27:27	Bright	44.500	90	54Alp Peg	2.4870	11000.	89	2712	No
264	GOM_NL__2PRFIN20020906_133015_000000622009_00153_02712_2732.N1	06-SEP-2002 13:30:15	Bright	62.000	140	88Gam Peg	2.8340	26000.	124	2712	No
265	GOM_NL__2PRFIN20020906_133405_000000372009_00153_02712_2733.N1	06-SEP-2002 13:34:05	Bright	37.000	66	37Gam Cyg	2.2080	5900.0	74	2712	No
266	GOM_NL__2PRFIN20020906_133516_000000342009_00153_02712_2734.N1	06-SEP-2002 13:35:16	Bright	34.000	19	50Alp Cyg	1.2460	10500.	68	2712	No
267	GOM_NL__2PRFIN20020906_134002_000000382009_00153_02712_2735.N1	06-SEP-2002 13:40:02	Bright	37.500	89	5Alp Cep	2.4510	8000.0	75	2712	No
268	GOM_NL__2PRFIN20020906_134209_000000452009_00153_02712_2736.N1	06-SEP-2002 13:42:09	Bright	45.000	74	11Bet Cas	2.2680	6600.0	90	2712	No
269	GOM_NL__2PRFIN20020906_134411_000000452009_00153_02712_2737.N1	06-SEP-2002 13:44:11	Bright	45.000	76	27Gam Cas	2.3000	30000.	90	2712	No
270	GOM_NL__2PRFIN20020906_134817_000000842009_00153_02712_2738.N1	06-SEP-2002 13:48:17	Bright	84.000	73	57Gam1And	2.2600	13100.	168	2712	No
271	GOM_NL__2PRFIN20020906_135315_000000672009_00153_02712_2739.N1	06-SEP-2002 13:53:15	Bright	67.000	35	33Alp Per	1.7950	6250.0	134	2712	No
272	GOM_NL__2PRFIN20020906_135551_000001042009_00153_02712_2740.N1	06-SEP-2002 13:55:51	Bright	104.00	79	26Bet Per	2.3100	13100.	208	2712	No
273	GOM_NL__2PRFIN20020906_140000_000000952009_00153_02712_2741.N1	06-SEP-2002 14:00:00	Bright	94.500	149	45Eps Per	2.8880	30000.	189	2712	No
274	GOM_NL__2PRFIN20020906_140455_000000372009_00153_02712_2742.N1	06-SEP-2002 14:04:55	Bright	37.000	24	66Alp Gem	1.5800	10200.	74	2712	No
275	GOM_NL__2PRFIN20020906_140745_000000802009_00153_02712_2743.N1	06-SEP-2002 14:07:45	Tw_i_and_stray	79.500	28	12Bet Tau	1.6500	15200.	159	2712	No
276	GOM_NL__2PRFIN20020906_141058_000000552009_00153_02712_2744.N1	06-SEP-2002 14:10:58	Tw_i_and_stray	55.000	44	24Gam Gem	1.9280	11000.	110	2712	No
277	GOM_NL__2PRFIN20020906_141253_000000482009_00153_02712_2745.N1	06-SEP-2002 14:12:53	Twilight	48.000	8	10Alp CMi	0.40000	6500.0	96	2712	No
278	GOM_NL__2PRFIN20020906_141613_000000862009_00153_02712_2746.N1	06-SEP-2002 14:16:13	Dark	85.500	14	58Alp Ori	0.87000	3000.0	171	2712	No

279	GOM_NL__2PRFIN20020906_142058_000000512009_00153_02712_2747.N1	06-SEP-2002 14:20:58	Dark	51.000	1	9Alp CMa	-1.4400	11000.	102	2712	No
280	GOM_NL__2PRFIN20020906_142226_000000512009_00153_02712_2748.N1	06-SEP-2002 14:22:26	Dark	50.500	47	2Bet CMa	1.9760	28000.	101	2712	No
281	GOM_NL__2PRFIN20020906_142441_000000402009_00153_02712_2749.N1	06-SEP-2002 14:24:41	Dark	40.000	70	Zet Pup	2.2460	39000.	80	2712	No
282	GOM_NL__2PRFIN20020906_142632_000000392009_00153_02712_2750.N1	06-SEP-2002 14:26:32	Dark	39.000	34	Gam2Vel	1.7930	23000.	78	2712	No
283	GOM_NL__2PRFIN20020906_142814_000000412009_00153_02712_2751.N1	06-SEP-2002 14:28:14	Dark	41.000	46	Del Vel	1.9540	10600.	82	2712	No
284	GOM_NL__2PRFIN20020906_143013_000000502009_00153_02712_2752.N1	06-SEP-2002 14:30:13	Dark	50.000	2	Alp Car	-0.73600	7000.0	100	2712	No
285	GOM_NL__2PRFIN20020906_144014_000000392009_00154_02713_8607.N1	06-SEP-2002 14:40:14	Dark	38.500	135	Bet Hyi	2.8200	5800.0	77	2713	No
286	GOM_NL__2PRFIN20020906_144157_000000442009_00154_02713_8608.N1	06-SEP-2002 14:41:57	Dark	43.500	9	Alp Eri	0.45300	24000.	87	2713	No
287	GOM_NL__2PRFIN20020906_144549_000000402009_00154_02713_8609.N1	06-SEP-2002 14:45:49	Straylight	39.500	148	Alp Tuc	2.8780	4100.0	79	2713	No
288	GOM_NL__2PRFIN20020906_144752_000000452009_00154_02713_8610.N1	06-SEP-2002 14:47:52	Straylight	45.000	84	Alp Phe	2.3970	4500.0	90	2713	No
289	GOM_NL__2PRFIN20020906_144930_000000432009_00154_02713_8611.N1	06-SEP-2002 14:49:30	Straylight	43.000	31	Alp Gru	1.7340	15200.	86	2713	No
290	GOM_NL__2PRFIN20020906_145218_000000392009_00154_02713_8612.N1	06-SEP-2002 14:52:18	Straylight	38.500	172	Gam Gru	3.0030	13100.	77	2713	No
291	GOM_NL__2PRFIN20020906_145337_000000482009_00154_02713_8613.N1	06-SEP-2002 14:53:37	Straylight	47.500	18	24Alp PsA	1.1660	9700.0	95	2713	No
292	GOM_NL__2PRFIN20020906_145818_000000402009_00154_02713_2721.N1	06-SEP-2002 14:58:18	Bright	40.000	142	49Del Cap	2.8500	8900.0	80	2713	No
293	GOM_NL__2PRFIN20020906_150123_000000382009_00154_02713_2722.N1	06-SEP-2002 15:01:23	Bright	37.500	154	22Bet Aqr	2.8990	5700.0	75	2713	No
294	GOM_NL__2PRFIN20020906_150243_000000392009_00154_02713_2723.N1	06-SEP-2002 15:02:43	Bright	39.000	162	34Alp Aqr	2.9440	5350.0	78	2713	No
295	GOM_NL__2PRFIN20020906_150542_000000382009_00154_02713_2724.N1	06-SEP-2002 15:05:42	Bright	37.500	61	8Eps Peg	2.1000	3900.0	75	2713	No
296	GOM_NL__2PRFIN20020906_150803_000000452009_00154_02713_2725.N1	06-SEP-2002 15:08:03	Bright	44.500	90	54Alp Peg	2.4870	11000.	89	2713	No
297	GOM_NL__2PRFIN20020906_151050_000000612009_00154_02713_2726.N1	06-SEP-2002 15:10:50	Bright	61.000	140	88Gam Peg	2.8340	26000.	122	2713	No
298	GOM_NL__2PRFIN20020906_151440_000000382009_00154_02713_2727.N1	06-SEP-2002 15:14:40	Bright	38.000	66	37Gam Cyg	2.2080	5900.0	76	2713	No
299	GOM_NL__2PRFIN20020906_151550_000000392009_00154_02713_2728.N1	06-SEP-2002 15:15:50	Bright	38.500	19	50Alp Cyg	1.2460	10500.	77	2713	No
300	GOM_NL__2PRFIN20020906_152037_000000382009_00154_02713_2729.N1	06-SEP-2002 15:20:37	Bright	38.000	89	5Alp Cep	2.4510	8000.0	76	2713	No
301	GOM_NL__2PRFIN20020906_152243_000000462009_00154_02713_2730.N1	06-SEP-2002 15:22:43	Bright	45.500	74	11Bet Cas	2.2680	6600.0	91	2713	No
302	GOM_NL__2PRFIN20020906_152445_000000462009_00154_02713_2731.N1	06-SEP-2002 15:24:45	Bright	46.000	76	27Gam Cas	2.3000	30000.	92	2713	No
303	GOM_NL__2PRFIN20020906_152851_000000872009_00154_02713_2732.N1	06-SEP-2002 15:28:51	Bright	86.500	73	57Gam1And	2.2600	13100.	173	2713	No
304	GOM_NL__2PRFIN20020906_153140_000000612009_00154_02713_2733.N1	06-SEP-2002 15:31:40	Bright	61.000	160	23Gam Per	2.9300	4700.0	122	2713	No
305	GOM_NL__2PRFIN20020906_153349_000000662009_00154_02713_2734.N1	06-SEP-2002 15:33:49	Bright	65.500	35	33Alp Per	1.7950	6250.0	131	2713	No
306	GOM_NL__2PRFIN20020906_153625_000001052009_00154_02713_2735.N1	06-SEP-2002 15:36:25	Bright	105.00	79	26Bet Per	2.3100	13100.	210	2713	No
307	GOM_NL__2PRFIN20020906_154034_000000872009_00154_02713_2736.N1	06-SEP-2002 15:40:34	Bright	86.500	149	45Eps Per	2.8880	30000.	173	2713	No
308	GOM_NL__2PRFIN20020906_154528_000000432009_00154_02713_2737.N1	06-SEP-2002 15:45:28	Bright	43.000	24	66Alp Gem	1.5800	10200.	86	2713	No
309	GOM_NL__2PRFIN20020906_154821_000000802009_00154_02713_2738.N1	06-SEP-2002 15:48:21	Tw_i_and_stray	80.000	28	12Bet Tau	1.6500	15200.	160	2713	No
310	GOM_NL__2PRFIN20020906_155132_000000602009_00154_02713_2739.N1	06-SEP-2002 15:51:32	Tw_i_and_stray	59.500	44	24Gam Gem	1.9280	11000.	119	2713	No
311	GOM_NL__2PRFIN20020906_155325_000000562009_00154_02713_2740.N1	06-SEP-2002 15:53:25	Twilight	56.000	8	10Alp CMi	0.40000	6500.0	112	2713	No
312	GOM_NL__2PRFIN20020906_155649_000000902009_00154_02713_2741.N1	06-SEP-2002 15:56:49	Dark	90.000	14	58Alp Ori	0.87000	3000.0	180	2713	No
313	GOM_NL__2PRFIN20020906_160131_000000622009_00154_02713_2742.N1	06-SEP-2002 16:01:31	Dark	62.000	1	9Alp CMa	-1.4400	11000.	124	2713	No
314	GOM_NL__2PRFIN20020906_160300_000000532009_00154_02713_2743.N1	06-SEP-2002 16:03:00	Dark	53.000	47	2Bet CMa	1.9760	28000.	106	2713	No
315	GOM_NL__2PRFIN20020906_160516_000000412009_00154_02713_2744.N1	06-SEP-2002 16:05:16	Dark	41.000	70	Zet Pup	2.2460	39000.	82	2713	No
316	GOM_NL__2PRFIN20020906_160708_000000402009_00154_02713_2745.N1	06-SEP-2002 16:07:08	Dark	40.000	34	Gam2Vel	1.7930	23000.	80	2713	No
317	GOM_NL__2PRFIN20020906_160849_000000402009_00154_02713_2746.N1	06-SEP-2002 16:08:49	Dark	40.000	46	Del Vel	1.9540	10600.	80	2713	No
318	GOM_NL__2PRFIN20020906_161049_000000502009_00154_02713_2747.N1	06-SEP-2002 16:10:49	Dark	49.500	2	Alp Car	-0.73600	7000.0	99	2713	No
319	GOM_NL__2PRFIN20020906_162049_000000382009_00155_02714_2736.N1	06-SEP-2002 16:20:49	Dark	38.000	135	Bet Hyi	2.8200	5800.0	76	2714	No
320	GOM_NL__2PRFIN20020906_162233_000000492009_00155_02714_2737.N1	06-SEP-2002 16:22:33	Dark	48.500	9	Alp Eri	0.45300	24000.	97	2714	No
321	GOM_NL__2PRFIN20020906_162625_000000402009_00155_02714_2738.N1	06-SEP-2002 16:26:25	Straylight	39.500	148	Alp Tuc	2.8780	4100.0	79	2714	No
322	GOM_NL__2PRFIN20020906_162826_000000532009_00155_02714_2739.N1	06-SEP-2002 16:28:26	Straylight	52.500	84	Alp Phe	2.3970	4500.0	105	2714	No
323	GOM_NL__2PRFIN20020906_163006_000000382009_00155_02714_2740.N1	06-SEP-2002 16:30:06	Straylight	37.500	31	Alp Gru	1.7340	15200.	75	2714	No
324	GOM_NL__2PRFIN20020906_163253_000000382009_00155_02714_2741.N1	06-SEP-2002 16:32:53	Straylight	38.000	172	Gam Gru	3.0030	13100.	76	2714	No
325	GOM_NL__2PRFIN20020906_163412_000000502009_00155_02714_2742.N1	06-SEP-2002 16:34:12	Straylight	50.000	18	24Alp PsA	1.1660	9700.0	100	2714	No
326	GOM_NL__2PRFIN20020906_163852_000000432009_00155_02714_2743.N1	06-SEP-2002 16:38:52	Bright	43.000	142	49Del Cap	2.8500	8900.0	86	2714	No
327	GOM_NL__2PRFIN20020906_164158_000000392009_00155_02714_2744.N1	06-SEP-2002 16:41:58	Bright	39.000	154	22Bet Aqr	2.8990	5700.0	78	2714	No
328	GOM_NL__2PRFIN20020906_164317_000000412009_00155_02714_2745.N1	06-SEP-2002 16:43:17	Bright	41.000	162	34Alp Aqr	2.9440	5350.0	82	2714	No
329	GOM_NL__2PRFIN20020906_164617_000000392009_00155_02714_2746.N1	06-SEP-2002 16:46:17	Bright	39.000	61	8Eps Peg	2.1000	3900.0	78	2714	No
330	GOM_NL__2PRFIN20020906_164837_000000462009_00155_02714_2747.N1	06-SEP-2002 16:48:37	Bright	46.000	90	54Alp Peg	2.4870	11000.	92	2714	No
331	GOM_NL__2PRFIN20020906_165125_000000642009_00155_02714_2748.N1	06-SEP-2002 16:51:25	Bright	64.000	140	88Gam Peg	2.8340	26000.	128	2714	No
332	GOM_NL__2PRFIN20020906_165516_000000392009_00155_02714_2749.N1	06-SEP-2002 16:55:16	Bright	38.500	66	37Gam Cyg	2.2080	5900.0	77	2714	No
333	GOM_NL__2PRFIN20020906_165625_000000402009_00155_02714_2750.N1	06-SEP-2002 16:56:25	Bright	40.000	19	50Alp Cyg	1.2460	10500.	80	2714	No
334	GOM_NL__2PRFIN20020906_170112_000000392009_00155_02714_2751.N1	06-SEP-2002 17:01:12	Bright	38.500	89	5Alp Cep	2.4510	8000.0	77	2714	No
335	GOM_NL__2PRFIN20020906_170319_000000442009_00155_02714_2752.N1	06-SEP-2002 17:03:19	Bright	43.500	74	11Bet Cas	2.2680	6600.0	87	2714	No
336	GOM_NL__2PRFIN20020906_170520_000000462009_00155_02714_2753.N1	06-SEP-2002 17:05:20	Bright	45.500	76	27Gam Cas	2.3000	30000.	91	2714	No
337	GOM_NL__2PRFIN20020906_170925_000000852009_00155_02714_2754.N1	06-SEP-2002 17:09:25	Bright	84.500	73	57Gam1And	2.2600	13100.	169	2714	No

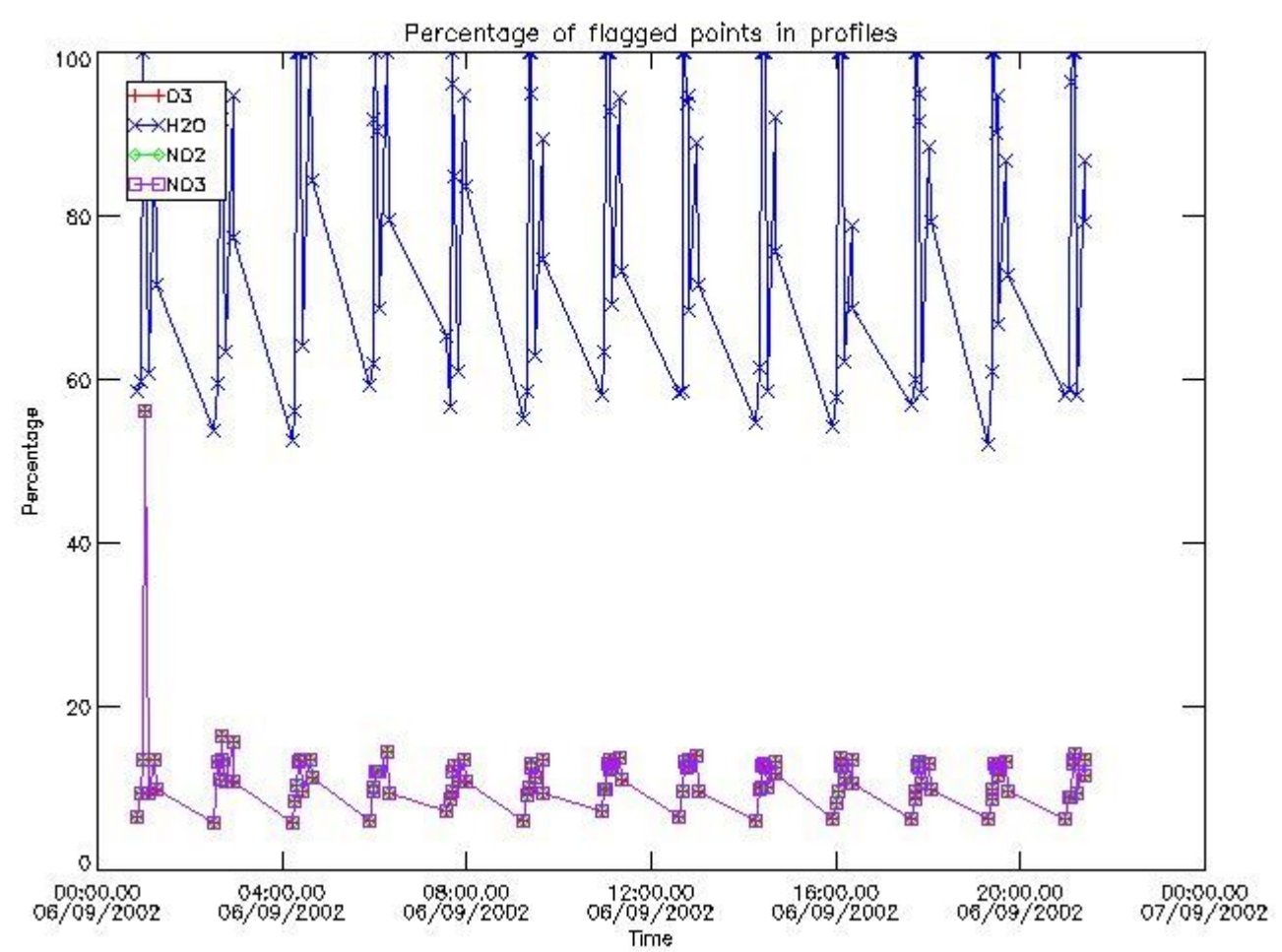
338	GOM_NL__2PRFIN20020906_171215_000000592009_00155_02714_2755.N1	06-SEP-2002 17:12:15	Bright	59.000	160	23Gam Per	2.9300	4700.0	118	2714	No
339	GOM_NL__2PRFIN20020906_171424_000000672009_00155_02714_2756.N1	06-SEP-2002 17:14:24	Bright	67.000	35	33Alp Per	1.7950	6250.0	134	2714	No
340	GOM_NL__2PRFIN20020906_171659_000001102009_00155_02714_2757.N1	06-SEP-2002 17:16:59	Bright	110.00	79	26Bet Per	2.3100	13100.	220	2714	No
341	GOM_NL__2PRFIN20020906_172110_000000932009_00155_02714_2758.N1	06-SEP-2002 17:21:10	Bright	92.500	149	45Eps Per	2.8880	30000.	185	2714	No
342	GOM_NL__2PRFIN20020906_172605_000000442009_00155_02714_2759.N1	06-SEP-2002 17:26:05	Bright	43.500	24	66Alp Gem	1.5800	10200.	87	2714	No
343	GOM_NL__2PRFIN20020906_172857_000000842009_00155_02714_2760.N1	06-SEP-2002 17:28:57	Tw_i_and_stray	83.500	28	12Bet Tau	1.6500	15200.	167	2714	No
344	GOM_NL__2PRFIN20020906_173209_000000592009_00155_02714_2761.N1	06-SEP-2002 17:32:09	Tw_i_and_stray	58.500	44	24Gam Gem	1.9280	11000.	117	2714	No
345	GOM_NL__2PRFIN20020906_173401_000000542009_00155_02714_2762.N1	06-SEP-2002 17:34:01	Twilight	53.500	8	10Alp CMi	0.40000	6500.0	107	2714	No
346	GOM_NL__2PRFIN20020906_173727_000000822009_00155_02714_2763.N1	06-SEP-2002 17:37:27	Dark	81.500	14	58Alp Ori	0.87000	3000.0	163	2714	No
347	GOM_NL__2PRFIN20020906_174208_000000582009_00155_02714_2764.N1	06-SEP-2002 17:42:08	Dark	58.000	1	9Alp CMa	-1.4400	11000.	116	2714	No
348	GOM_NL__2PRFIN20020906_174338_000000542009_00155_02714_2765.N1	06-SEP-2002 17:43:38	Dark	53.500	47	2Bet CMa	1.9760	28000.	107	2714	No
349	GOM_NL__2PRFIN20020906_174553_000000402009_00155_02714_2766.N1	06-SEP-2002 17:45:53	Dark	40.000	70	Zet Pup	2.2460	39000.	80	2714	No
350	GOM_NL__2PRFIN20020906_174744_000000422009_00155_02714_2767.N1	06-SEP-2002 17:47:44	Dark	42.000	34	Gam2Vel	1.7930	23000.	84	2714	No
351	GOM_NL__2PRFIN20020906_174925_000000412009_00155_02714_2768.N1	06-SEP-2002 17:49:25	Dark	40.500	46	Del Vel	1.9540	10600.	81	2714	No
352	GOM_NL__2PRFIN20020906_175125_000000492009_00155_02714_2769.N1	06-SEP-2002 17:51:25	Dark	48.500	2	Alp Car	-0.73600	7000.0	97	2714	No
353	GOM_NL__2PRFIN20020906_180125_000000392009_00156_02715_8608.N1	06-SEP-2002 18:01:25	Dark	39.000	135	Bet Hyi	2.8200	5800.0	78	2715	No
354	GOM_NL__2PRFIN20020906_180309_000000512009_00156_02715_8609.N1	06-SEP-2002 18:03:09	Dark	51.000	9	Alp Eri	0.45300	24000.	102	2715	No
355	GOM_NL__2PRFIN20020906_180701_000000382009_00156_02715_8610.N1	06-SEP-2002 18:07:01	Straylight	38.000	148	Alp Tuc	2.8780	4100.0	76	2715	No
356	GOM_NL__2PRFIN20020906_180902_000000582009_00156_02715_8611.N1	06-SEP-2002 18:09:02	Straylight	57.500	84	Alp Phe	2.3970	4500.0	115	2715	No
357	GOM_NL__2PRFIN20020906_181042_000000452009_00156_02715_2740.N1	06-SEP-2002 18:10:42	Straylight	44.500	31	Alp Gru	1.7340	15200.	89	2715	No
358	GOM_NL__2PRFIN20020906_181329_000000412009_00156_02715_2741.N1	06-SEP-2002 18:13:29	Straylight	41.000	172	Gam Gru	3.0030	13100.	82	2715	No
359	GOM_NL__2PRFIN20020906_181448_000000492009_00156_02715_2742.N1	06-SEP-2002 18:14:48	Straylight	48.500	18	24Alp PsA	1.1660	9700.0	97	2715	No
360	GOM_NL__2PRFIN20020906_181928_000000432009_00156_02715_2743.N1	06-SEP-2002 18:19:28	Bright	42.500	142	49Del Cap	2.8500	8900.0	85	2715	No
361	GOM_NL__2PRFIN20020906_182234_000000412009_00156_02715_2744.N1	06-SEP-2002 18:22:34	Bright	40.500	154	22Bet Aqr	2.8990	5700.0	81	2715	No
362	GOM_NL__2PRFIN20020906_182353_000000412009_00156_02715_2745.N1	06-SEP-2002 18:23:53	Bright	41.000	162	34Alp Aqr	2.9440	5350.0	82	2715	No
363	GOM_NL__2PRFIN20020906_182653_000000392009_00156_02715_2746.N1	06-SEP-2002 18:26:53	Bright	38.500	61	8Eps Peg	2.1000	3900.0	77	2715	No
364	GOM_NL__2PRFIN20020906_182913_000000452009_00156_02715_2747.N1	06-SEP-2002 18:29:13	Bright	45.000	90	54Alp Peg	2.4870	11000.	90	2715	No
365	GOM_NL__2PRFIN20020906_183159_000000632009_00156_02715_2748.N1	06-SEP-2002 18:31:59	Bright	63.000	140	88Gam Peg	2.8340	26000.	126	2715	No
366	GOM_NL__2PRFIN20020906_183552_000000382009_00156_02715_2749.N1	06-SEP-2002 18:35:52	Bright	37.500	66	37Gam Cyg	2.2080	5900.0	75	2715	No
367	GOM_NL__2PRFIN20020906_183702_000000402009_00156_02715_2750.N1	06-SEP-2002 18:37:02	Bright	40.000	19	50Alp Cyg	1.2460	10500.	80	2715	No
368	GOM_NL__2PRFIN20020906_184149_000000392009_00156_02715_2751.N1	06-SEP-2002 18:41:49	Bright	38.500	89	5Alp Cep	2.4510	8000.0	77	2715	No
369	GOM_NL__2PRFIN20020906_184353_000000462009_00156_02715_2752.N1	06-SEP-2002 18:43:53	Bright	45.500	74	11Bet Cas	2.2680	6600.0	91	2715	No
370	GOM_NL__2PRFIN20020906_184556_000000462009_00156_02715_2753.N1	06-SEP-2002 18:45:56	Bright	46.000	76	27Gam Cas	2.3000	30000.	92	2715	No
371	GOM_NL__2PRFIN20020906_184959_000000882009_00156_02715_2754.N1	06-SEP-2002 18:49:59	Bright	88.000	73	57Gam1And	2.2600	13100.	176	2715	No
372	GOM_NL__2PRFIN20020906_185250_000000592009_00156_02715_2755.N1	06-SEP-2002 18:52:50	Bright	59.000	160	23Gam Per	2.9300	4700.0	118	2715	No
373	GOM_NL__2PRFIN20020906_185459_000000662009_00156_02715_2756.N1	06-SEP-2002 18:54:59	Bright	66.000	35	33Alp Per	1.7950	6250.0	132	2715	No
374	GOM_NL__2PRFIN20020906_185733_000001072009_00156_02715_2757.N1	06-SEP-2002 18:57:33	Bright	107.00	79	26Bet Per	2.3100	13100.	214	2715	No
375	GOM_NL__2PRFIN20020906_190145_000000922009_00156_02715_2758.N1	06-SEP-2002 19:01:45	Bright	91.500	149	45Eps Per	2.8880	30000.	183	2715	No
376	GOM_NL__2PRFIN20020906_190641_000000402009_00156_02715_2759.N1	06-SEP-2002 19:06:41	Bright	40.000	24	66Alp Gem	1.5800	10200.	80	2715	No
377	GOM_NL__2PRFIN20020906_190934_000000782009_00156_02715_2760.N1	06-SEP-2002 19:09:34	Tw_i_and_stray	77.500	28	12Bet Tau	1.6500	15200.	155	2715	No
378	GOM_NL__2PRFIN20020906_191245_000000562009_00156_02715_2761.N1	06-SEP-2002 19:12:45	Tw_i_and_stray	55.500	44	24Gam Gem	1.9280	11000.	111	2715	No
379	GOM_NL__2PRFIN20020906_191439_000000552009_00156_02715_2762.N1	06-SEP-2002 19:14:39	Twilight	55.000	8	10Alp CMi	0.40000	6500.0	110	2715	No
380	GOM_NL__2PRFIN20020906_191804_000000912009_00156_02715_2763.N1	06-SEP-2002 19:18:04	Dark	91.000	14	58Alp Ori	0.87000	3000.0	182	2715	No
381	GOM_NL__2PRFIN20020906_192244_000000582009_00156_02715_2764.N1	06-SEP-2002 19:22:44	Dark	58.000	1	9Alp CMa	-1.4400	11000.	116	2715	No
382	GOM_NL__2PRFIN20020906_192415_000000522009_00156_02715_2765.N1	06-SEP-2002 19:24:15	Dark	52.000	47	2Bet CMa	1.9760	28000.	104	2715	No
383	GOM_NL__2PRFIN20020906_192629_000000402009_00156_02715_2766.N1	06-SEP-2002 19:26:29	Dark	39.500	70	Zet Pup	2.2460	39000.	79	2715	No
384	GOM_NL__2PRFIN20020906_192820_000000412009_00156_02715_2767.N1	06-SEP-2002 19:28:20	Dark	40.500	34	Gam2Vel	1.7930	23000.	81	2715	No
385	GOM_NL__2PRFIN20020906_193002_000000392009_00156_02715_2768.N1	06-SEP-2002 19:30:02	Dark	39.000	46	Del Vel	1.9540	10600.	78	2715	No
386	GOM_NL__2PRFIN20020906_193201_000000442009_00156_02715_2769.N1	06-SEP-2002 19:32:01	Dark	44.000	2	Alp Car	-0.73600	7000.0	88	2715	No
387	GOM_NL__2PRFIN20020906_194201_000000392009_00157_02716_2740.N1	06-SEP-2002 19:42:01	Dark	38.500	135	Bet Hyi	2.8200	5800.0	77	2716	No
388	GOM_NL__2PRFIN20020906_194345_000000542009_00157_02716_2741.N1	06-SEP-2002 19:43:45	Dark	53.500	9	Alp Eri	0.45300	24000.	107	2716	No
389	GOM_NL__2PRFIN20020906_194737_000000392009_00157_02716_2742.N1	06-SEP-2002 19:47:37	Straylight	38.500	148	Alp Tuc	2.8780	4100.0	77	2716	No
390	GOM_NL__2PRFIN20020906_194939_000000572009_00157_02716_2743.N1	06-SEP-2002 19:49:39	Straylight	56.500	84	Alp Phe	2.3970	4500.0	113	2716	No
391	GOM_NL__2PRFIN20020906_195118_000000402009_00157_02716_2744.N1	06-SEP-2002 19:51:18	Straylight	40.000	31	Alp Gru	1.7340	15200.	80	2716	No
392	GOM_NL__2PRFIN20020906_195406_000000412009_00157_02716_2745.N1	06-SEP-2002 19:54:06	Straylight	40.500	172	Gam Gru	3.0030	13100.	81	2716	No
393	GOM_NL__2PRFIN20020906_195524_000000492009_00157_02716_2746.N1	06-SEP-2002 19:55:24	Straylight	48.500	18	24Alp PsA	1.1660	9700.0	97	2716	No
394	GOM_NL__2PRFIN20020906_200005_000000442009_00157_02716_2747.N1	06-SEP-2002 20:00:05	Bright	43.500	142	49Del Cap	2.8500	8900.0	87	2716	No
395	GOM_NL__2PRFIN20020906_200310_000000402009_00157_02716_2748.N1	06-SEP-2002 20:03:10	Bright	39.500	154	22Bet Aqr	2.8990	5700.0	79	2716	No
396	GOM_NL__2PRFIN20020906_200429_000000412009_00157_02716_2749.N1	06-SEP-2002 20:04:29	Bright	40.500	162	34Alp Aqr	2.9440	5350.0	81	2716	No

397	GOM_NL__2PRFIN20020906_200729_000000402009_00157_02716_2750.N1	06-SEP-2002 20:07:29	Bright	39.500	61	8Eps Peg	2.1000	3900.0	79	2716	No
398	GOM_NL__2PRFIN20020906_200947_000000462009_00157_02716_2751.N1	06-SEP-2002 20:09:47	Bright	46.000	90	54Alp Peg	2.4870	11000.	92	2716	No
399	GOM_NL__2PRFIN20020906_201234_000000642009_00157_02716_2752.N1	06-SEP-2002 20:12:34	Bright	63.500	140	88Gam Peg	2.8340	26000.	127	2716	No
400	GOM_NL__2PRFIN20020906_201629_000000352009_00157_02716_2753.N1	06-SEP-2002 20:16:29	Bright	35.000	66	37Gam Cyg	2.2080	5900.0	70	2716	No
401	GOM_NL__2PRFIN20020906_201738_000000372009_00157_02716_2754.N1	06-SEP-2002 20:17:38	Bright	37.000	19	50Alp Cyg	1.2460	10500.	74	2716	No
402	GOM_NL__2PRFIN20020906_202224_000000382009_00157_02716_2755.N1	06-SEP-2002 20:22:24	Bright	37.500	89	5Alp Cep	2.4510	8000.0	75	2716	No
403	GOM_NL__2PRFIN20020906_202426_000000482009_00157_02716_2756.N1	06-SEP-2002 20:24:26	Bright	48.000	74	11Bet Cas	2.2680	6600.0	96	2716	No
404	GOM_NL__2PRFIN20020906_202630_000000462009_00157_02716_2757.N1	06-SEP-2002 20:26:30	Bright	45.500	76	27Gam Cas	2.3000	30000.	91	2716	No
405	GOM_NL__2PRFIN20020906_203033_000000862009_00157_02716_2758.N1	06-SEP-2002 20:30:33	Bright	86.000	73	57Gam1And	2.2600	13100.	172	2716	No
406	GOM_NL__2PRFIN20020906_203325_000000612009_00157_02716_2759.N1	06-SEP-2002 20:33:25	Bright	61.000	160	23Gam Per	2.9300	4700.0	122	2716	No
407	GOM_NL__2PRFIN20020906_203534_000000682009_00157_02716_2760.N1	06-SEP-2002 20:35:34	Bright	68.000	35	33Alp Per	1.7950	6250.0	136	2716	No
408	GOM_NL__2PRFIN20020906_203807_000001072009_00157_02716_2761.N1	06-SEP-2002 20:38:07	Bright	106.50	79	26Bet Per	2.3100	13100.	213	2716	No
409	GOM_NL__2PRFIN20020906_204220_000000962009_00157_02716_2762.N1	06-SEP-2002 20:42:20	Bright	96.000	149	45Eps Per	2.8880	30000.	192	2716	No
410	GOM_NL__2PRFIN20020906_204715_000000462009_00157_02716_2763.N1	06-SEP-2002 20:47:15	Bright	46.000	24	66Alp Gem	1.5800	10200.	92	2716	No
411	GOM_NL__2PRFIN20020906_205010_000000822009_00157_02716_2764.N1	06-SEP-2002 20:50:10	Twilight	81.500	28	12Bet Tau	1.6500	15200.	163	2716	No
412	GOM_NL__2PRFIN20020906_205321_000000562009_00157_02716_2765.N1	06-SEP-2002 20:53:21	Twilight	56.000	44	24Gam Gem	1.9280	11000.	112	2716	No
413	GOM_NL__2PRFIN20020906_205516_000000532009_00157_02716_2766.N1	06-SEP-2002 20:55:16	Twilight	53.000	8	10Alp CMi	0.40000	6500.0	106	2716	No
414	GOM_NL__2PRFIN20020906_205840_000000822009_00157_02716_2767.N1	06-SEP-2002 20:58:40	Dark	81.500	14	58Alp Ori	0.87000	3000.0	163	2716	No
415	GOM_NL__2PRFIN20020906_210323_000000582009_00157_02716_2768.N1	06-SEP-2002 21:03:23	Dark	57.500	1	9Alp CMa	-1.4400	11000.	115	2716	No
416	GOM_NL__2PRFIN20020906_210449_000000582009_00157_02716_2769.N1	06-SEP-2002 21:04:49	Dark	57.500	47	2Bet CMa	1.9760	28000.	115	2716	No
417	GOM_NL__2PRFIN20020906_210705_000000422009_00157_02716_2770.N1	06-SEP-2002 21:07:05	Dark	41.500	70	Zet Pup	2.2460	39000.	83	2716	No
418	GOM_NL__2PRFIN20020906_210856_000000392009_00157_02716_2771.N1	06-SEP-2002 21:08:56	Dark	39.000	34	Gam2Vel	1.7930	23000.	78	2716	No
419	GOM_NL__2PRFIN20020906_211037_000000402009_00157_02716_2772.N1	06-SEP-2002 21:10:37	Dark	39.500	46	Del Vel	1.9540	10600.	79	2716	No
420	GOM_NL__2PRFIN20020906_211237_000000542009_00157_02716_2773.N1	06-SEP-2002 21:12:37	Dark	54.000	2	Alp Car	-0.73600	7000.0	108	2716	No
421	GOM_NL__2PRFIN20020906_212238_000000382009_00158_02717_2736.N1	06-SEP-2002 21:22:38	Dark	38.000	135	Bet Hyi	2.8200	5800.0	76	2717	No
422	GOM_NL__2PRFIN20020906_212422_000000442009_00158_02717_2737.N1	06-SEP-2002 21:24:22	Dark	44.000	9	Alp Eri	0.45300	24000.	88	2717	No
423	GOM_NL__2PRFIN20020906_212813_000000382009_00158_02717_2738.N1	06-SEP-2002 21:28:13	Straylight	38.000	148	Alp Tuc	2.8780	4100.0	76	2717	No
424	GOM_NL__2PRFIN20020906_213017_000000482009_00158_02717_2739.N1	06-SEP-2002 21:30:17	Straylight	48.000	84	Alp Phe	2.3970	4500.0	96	2717	No
425	GOM_NL__2PRFIN20020906_231230_000000422009_00159_02718_2749.N1	06-SEP-2002 23:12:30	Straylight	42.000	31	Alp Gru	1.7340	15200.	84	2718	No
426	GOM_NL__2PRFIN20020906_231518_000000392009_00159_02718_2750.N1	06-SEP-2002 23:15:18	Straylight	39.000	172	Gam Gru	3.0030	13100.	78	2718	No
427	GOM_NL__2PRFIN20020906_231636_000000472009_00159_02718_2751.N1	06-SEP-2002 23:16:36	Straylight	47.000	18	24Alp PsA	1.1660	9700.0	94	2718	No
428	GOM_NL__2PRFIN20020906_232116_000000412009_00159_02718_2752.N1	06-SEP-2002 23:21:16	Bright	41.000	142	49Del Cap	2.8500	8900.0	82	2718	No
429	GOM_NL__2PRFIN20020906_232422_000000392009_00159_02718_2753.N1	06-SEP-2002 23:24:22	Bright	39.000	154	22Bet Aqr	2.8990	5700.0	78	2718	No
430	GOM_NL__2PRFIN20020906_232541_000000412009_00159_02718_2754.N1	06-SEP-2002 23:25:41	Bright	41.000	162	34Alp Aqr	2.9440	5350.0	82	2718	No
431	GOM_NL__2PRFIN20020906_232840_000000392009_00159_02718_2755.N1	06-SEP-2002 23:28:40	Bright	39.000	61	8Eps Peg	2.1000	3900.0	78	2718	No
432	GOM_NL__2PRFIN20020906_233059_000000462009_00159_02718_2756.N1	06-SEP-2002 23:30:59	Bright	46.000	90	54Alp Peg	2.4870	11000.	92	2718	No
433	GOM_NL__2PRFIN20020906_233343_000000632009_00159_02718_2757.N1	06-SEP-2002 23:33:43	Bright	63.000	140	88Gam Peg	2.8340	26000.	126	2718	No
434	GOM_NL__2PRFIN20020906_233740_000000362009_00159_02718_2758.N1	06-SEP-2002 23:37:40	Bright	36.000	66	37Gam Cyg	2.2080	5900.0	72	2718	No
435	GOM_NL__2PRFIN20020906_233850_000000362009_00159_02718_2759.N1	06-SEP-2002 23:38:50	Bright	35.500	19	50Alp Cyg	1.2460	10500.	71	2718	No
436	GOM_NL__2PRFIN20020906_234336_000000392009_00159_02718_2760.N1	06-SEP-2002 23:43:36	Bright	38.500	89	5Alp Cep	2.4510	8000.0	77	2718	No
437	GOM_NL__2PRFIN20020906_234539_000000472009_00159_02718_2761.N1	06-SEP-2002 23:45:39	Bright	46.500	74	11Bet Cas	2.2680	6600.0	93	2718	No
438	GOM_NL__2PRFIN20020906_234741_000000442009_00159_02718_2762.N1	06-SEP-2002 23:47:41	Bright	44.000	76	27Gam Cas	2.3000	30000.	88	2718	No
439	GOM_NL__2PRFIN20020906_235141_000000862009_00159_02718_2763.N1	06-SEP-2002 23:51:41	Bright	86.000	73	57Gam1And	2.2600	13100.	172	2718	No
440	GOM_NL__2PRFIN20020906_235434_000000602009_00159_02718_2764.N1	06-SEP-2002 23:54:34	Bright	59.500	160	23Gam Per	2.9300	4700.0	119	2718	No
441	GOM_NL__2PRFIN20020906_235643_000000692009_00159_02718_2765.N1	06-SEP-2002 23:56:43	Bright	68.500	35	33Alp Per	1.7950	6250.0	137	2718	No
442	GOM_NL__2PRFIN20020906_235916_000001052009_00159_02718_2766.N1	06-SEP-2002 23:59:16	Bright	104.50	79	26Bet Per	2.3100	13100.	209	2718	No

3. Quality information per product

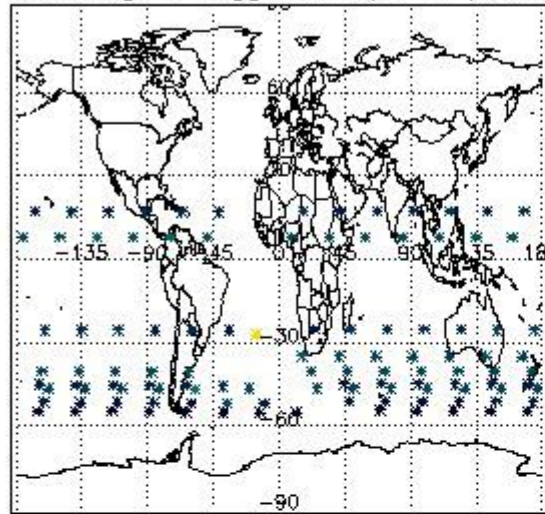
In this section it is plotted some information contained in the Quality Summary data set of the level 2 products. Only products in dark limb conditions and without errors (error flag in the MPH set to "0") are used.

3.1 Plot quality information per product (time dependant)

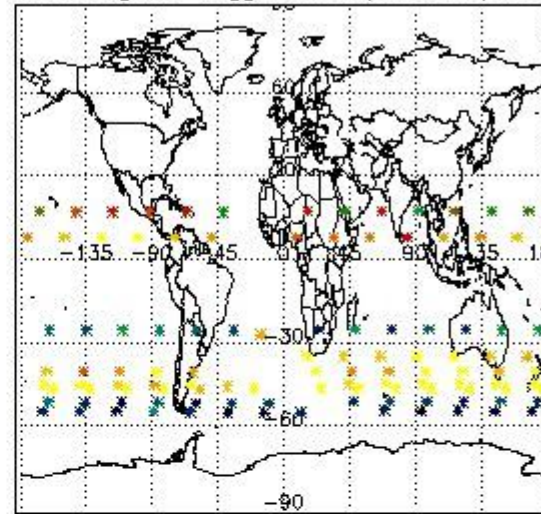


3.2 Plot quality information per product (world map)

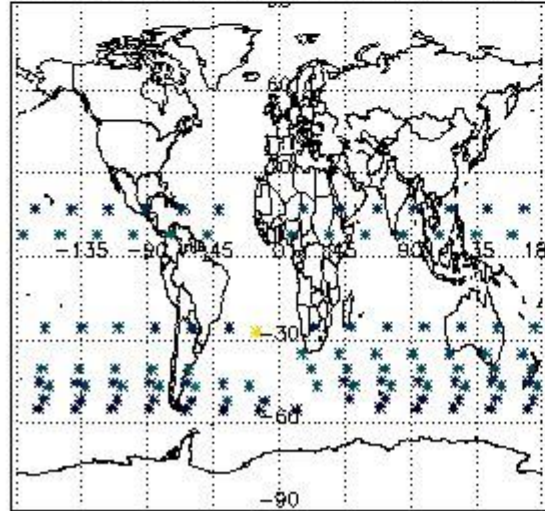
Percentage of flagged data per O3 profile




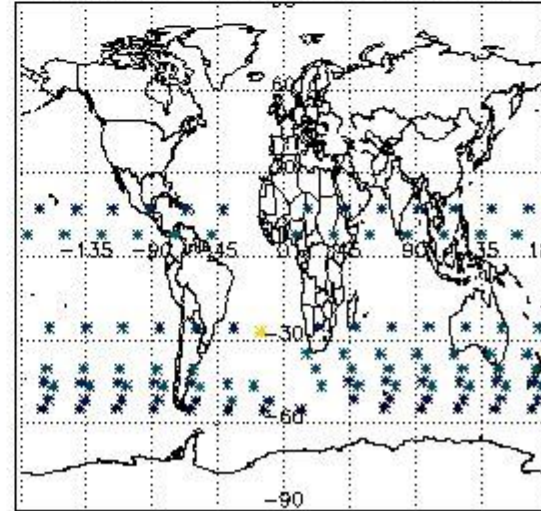
Percentage of flagged data per H2O profile



Percentage of flagged data per NO2 profile



Percentage of flagged data per NO3 profile

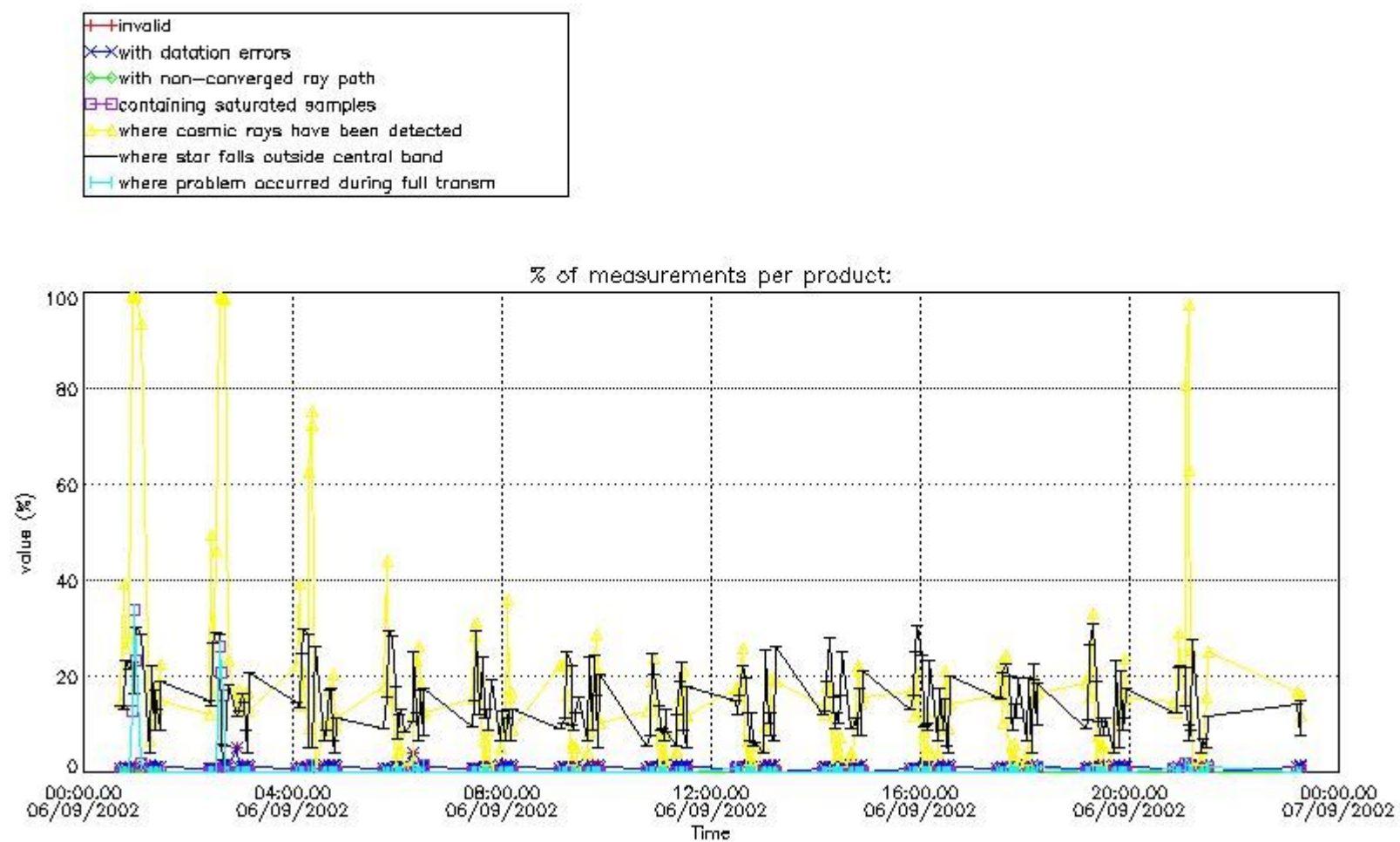


4. Level 1 quality information per product

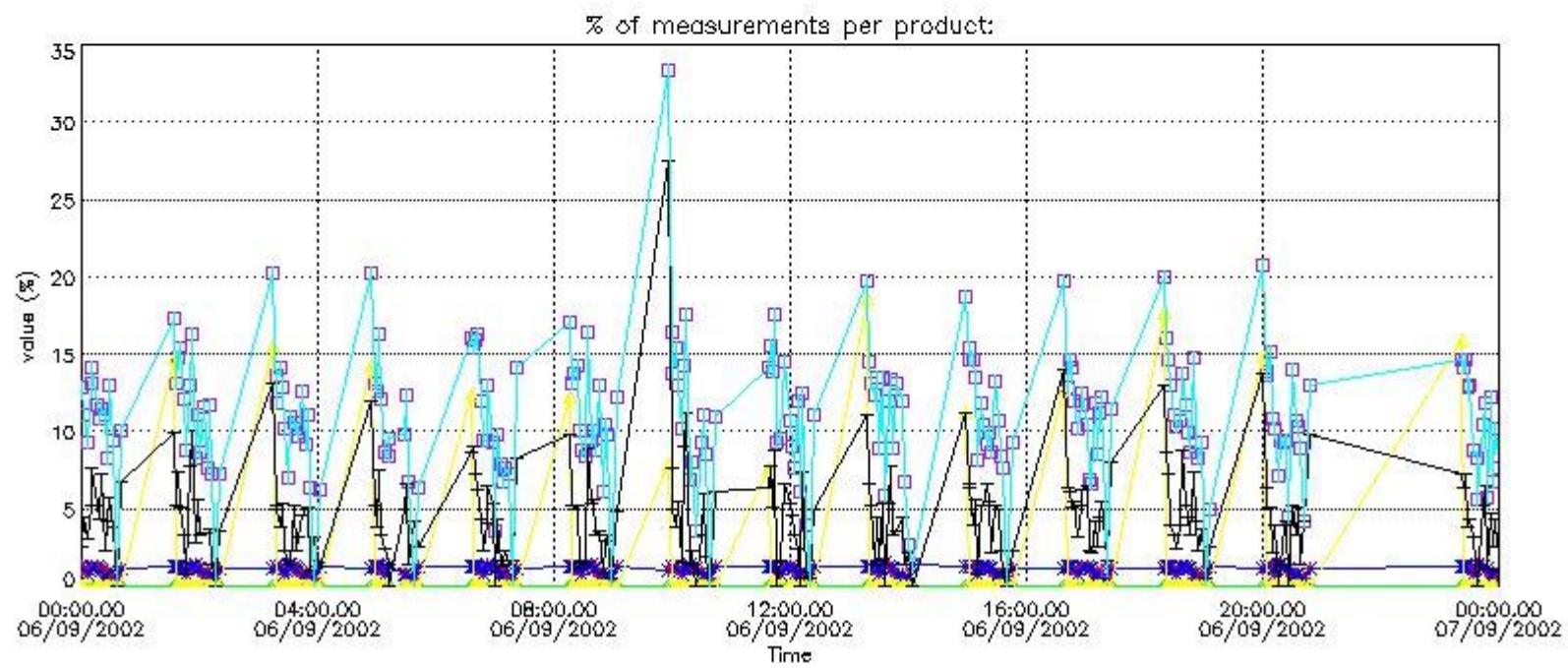
In this section it is plotted some information contained in the Quality Summary data set of the level 2 products that comes from the level 1b processing. Products without errors (error flag in the MPH set to "0") are used.

4.1 Plot quality information per product (time dependant) coming from level 1b processing

4.1.1 Plot level 1 quality information per product (time dependant): ENVISAT ASCENDING passes

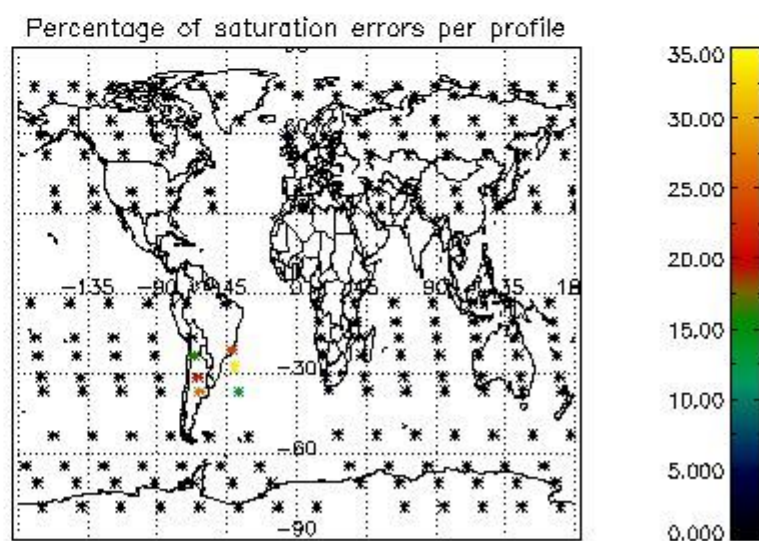
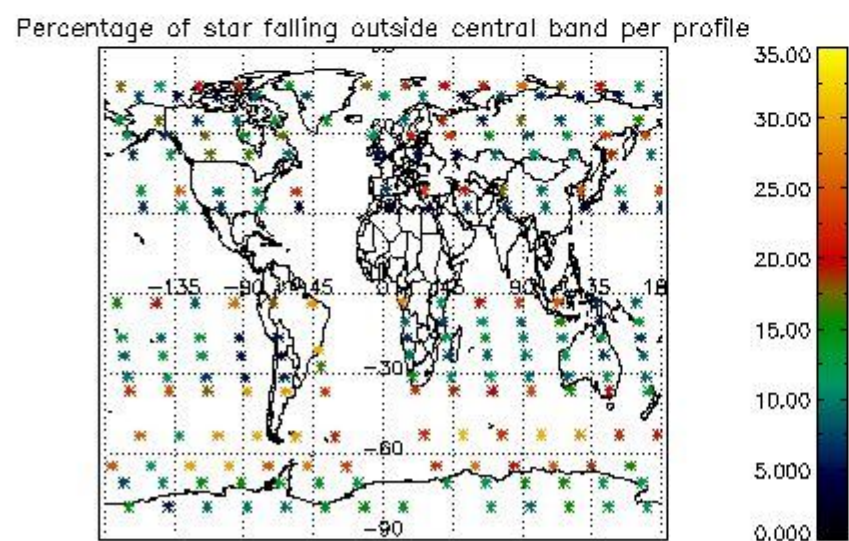
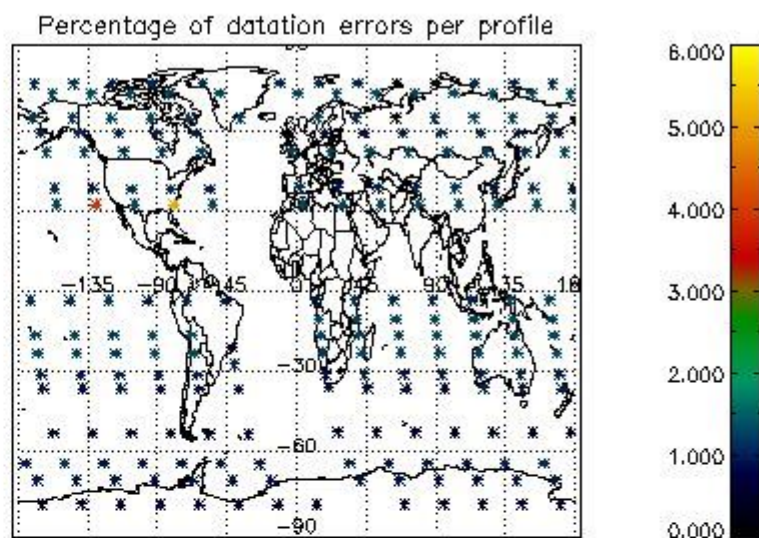
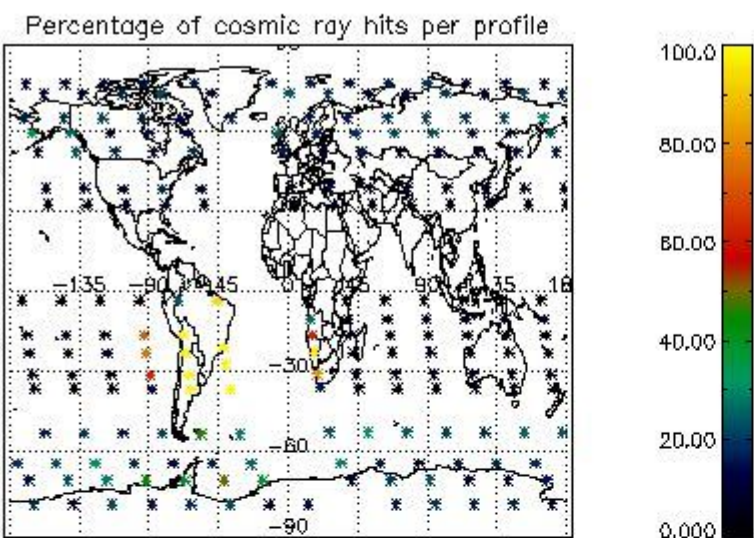


4.1.2 Plot level 1 quality information per product (time dependant): ENVI SAT DESCENDING passes



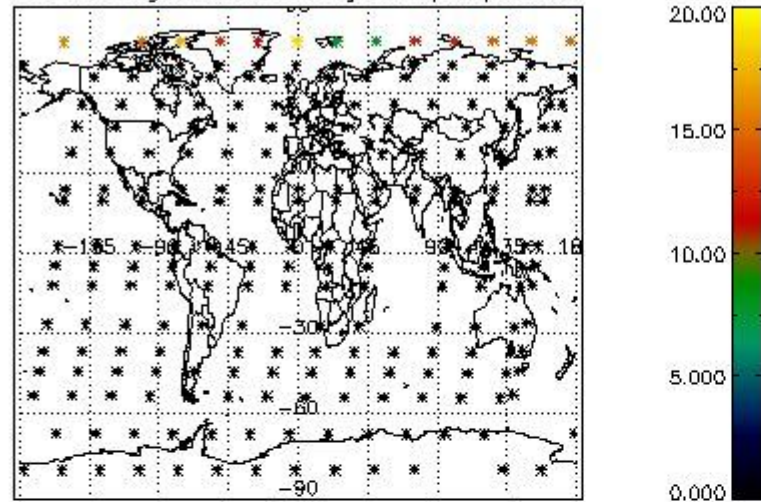
4.2 Plot quality information per product coming from level 1b processing (world map)

4.2.1 Plot level 1 quality information per product (world map): ENVISAT ASCENDING passes

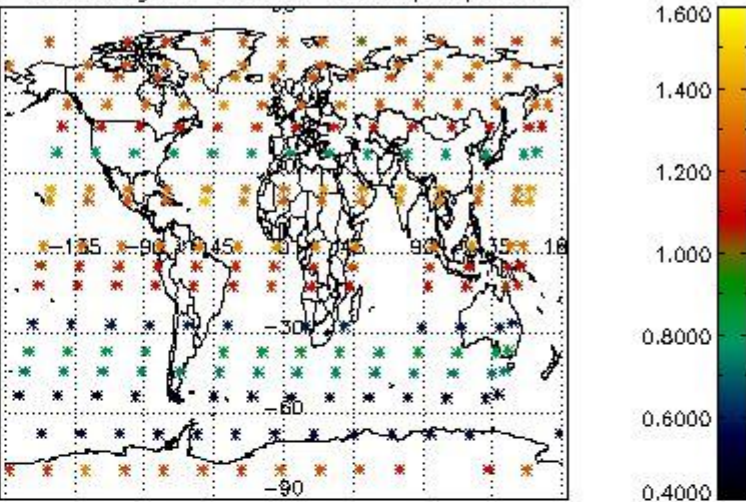


4.2.2 Plot level 1 quality information per product (world map): ENVISAT DESCENDING passes

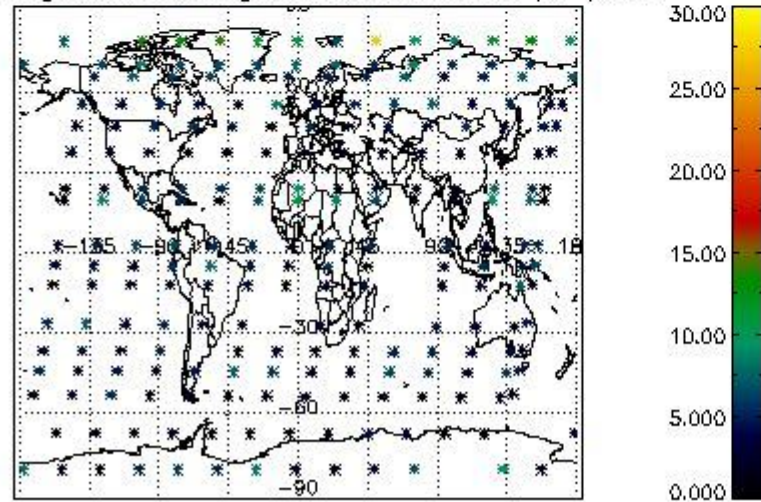
Percentage of cosmic ray hits per profile



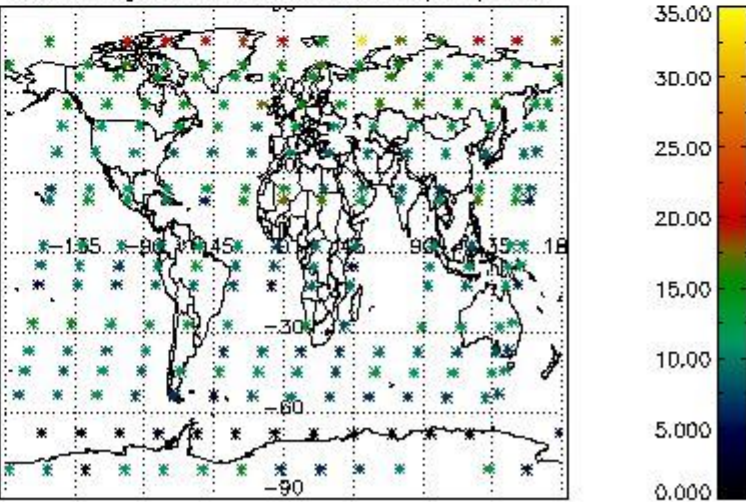
Percentage of datation errors per profile



Percentage of star falling outside central band per profile



Percentage of saturation errors per profile



5. Trace gas profiles

5.1 Ozone statistics based on quality of products

The final quality of the products can be "measured" using the STD (Standard Deviation) attached to every point profile. This information is written to the parameter GOM_NL__2P/NL_LOCAL_SPECIES_DENSITY/o3_std of the level 2 products. The table below shows the statistics for given STD ranges.

The statistics are given with respect to the overall valid production:

- Products without fatal errors: GOM_NL__2P/MPH/PRODUCT_ERR=0
- Valid point profile: GOM_NL__2P/NL_LOCAL_SPECIES_DENSITY/pcd(0)=0

The 'Criteria' is applied to valid points of dark limb products:

- Products in dark limb illumination condition: GOM_NL__2P/NL_SUMMARY_QUALITY/obs_ill_cond=0
- Products without fatal errors: GOM_NL__2P/MPH/PRODUCT_ERR=0
- Valid point profile: GOM_NL__2P/NL_LOCAL_SPECIES_DENSITY/pcd(0)=0

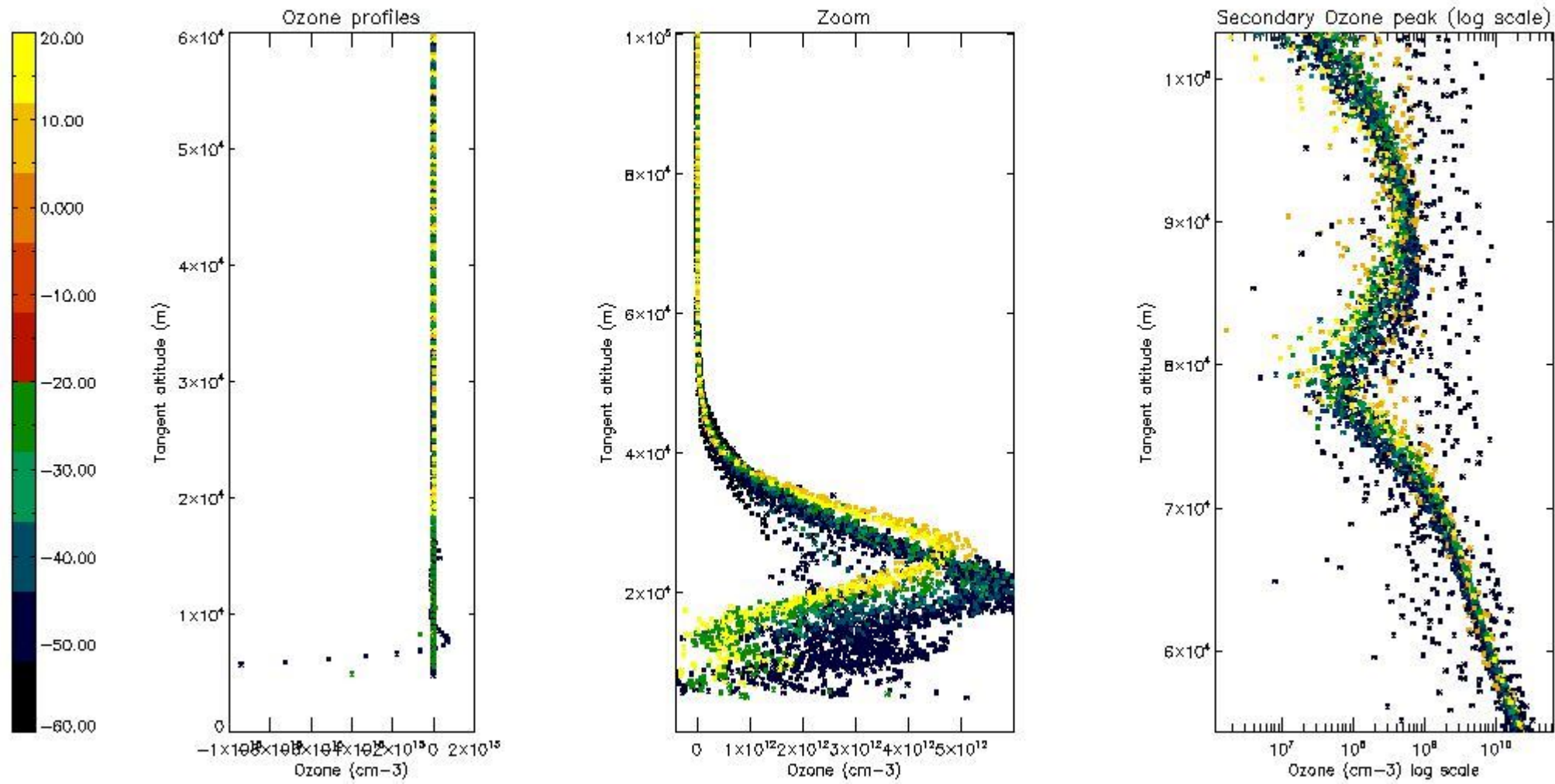
So, the table below shows the percentage of dark limb and valid observations for each criteria with respect to the overall valid daily observations.

Criteria	% of total production
All STD	24
STD < 20	16

STD < 10	14
STD < 5	11

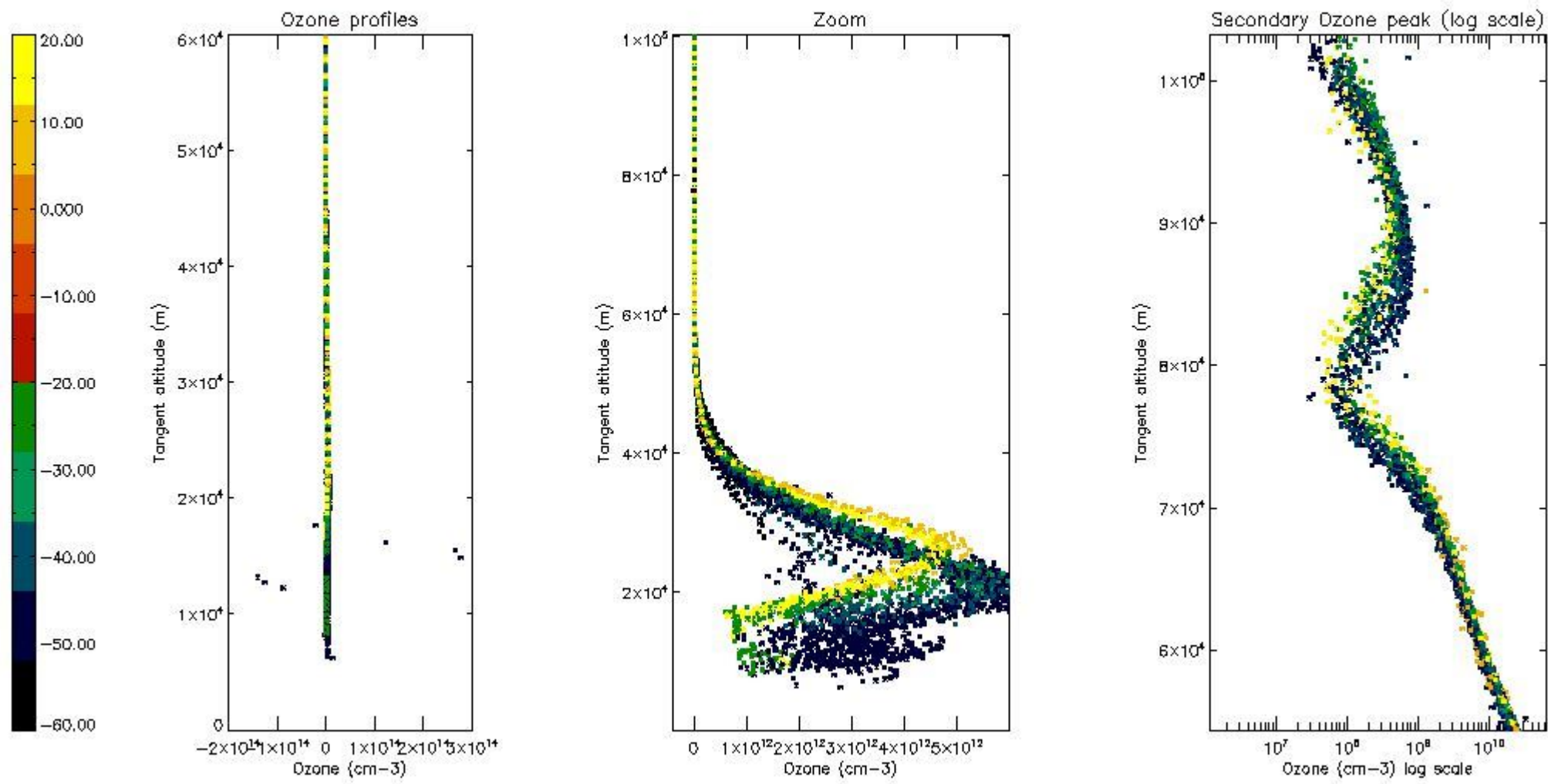
5.2 Plot ozone profiles for all STD (dark without errors)

The colorbar represents the latitude.



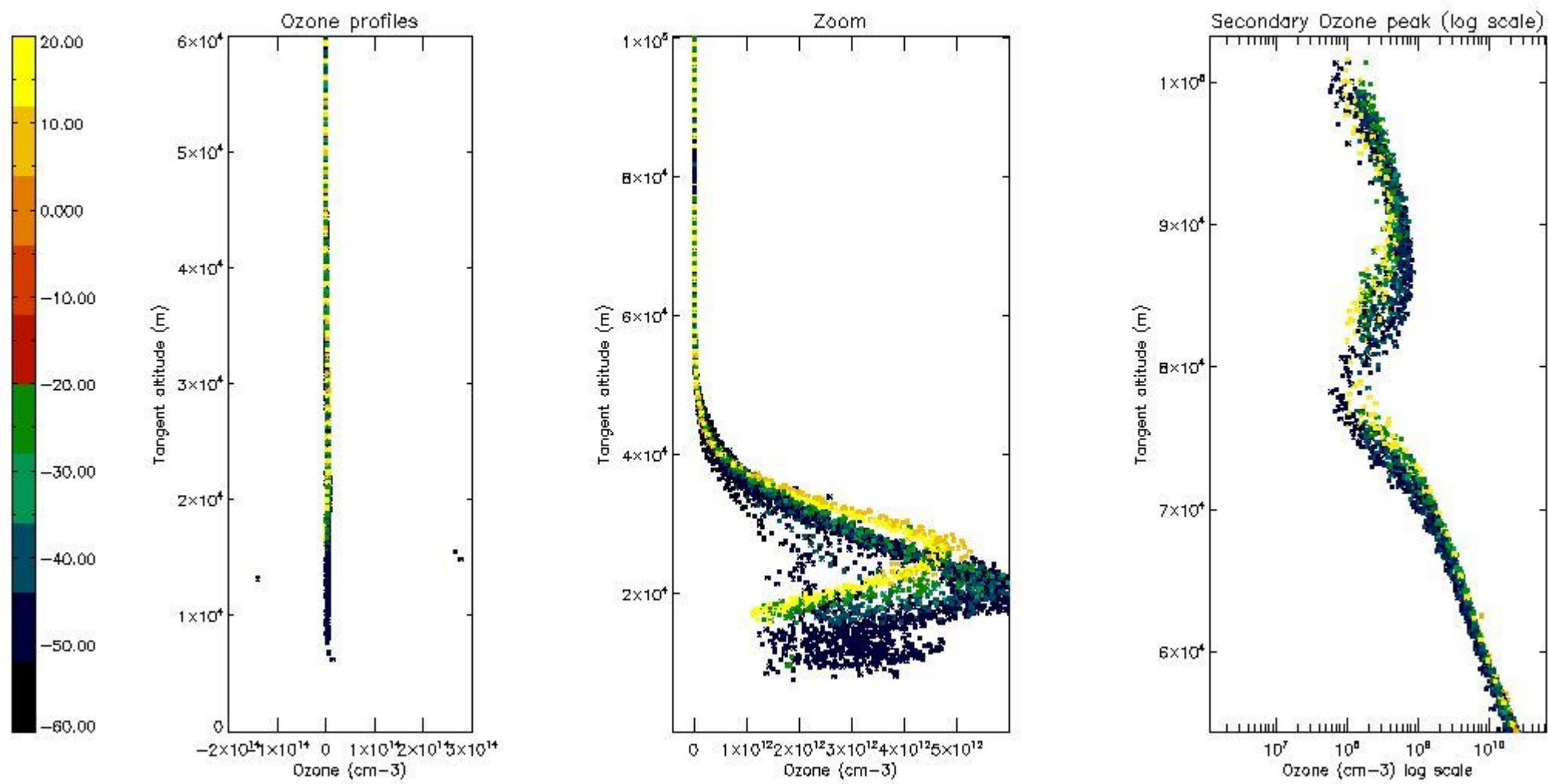
5.3 Plot ozone profiles where STD < 20% (dark without errors)

The colorbar represents the latitude.



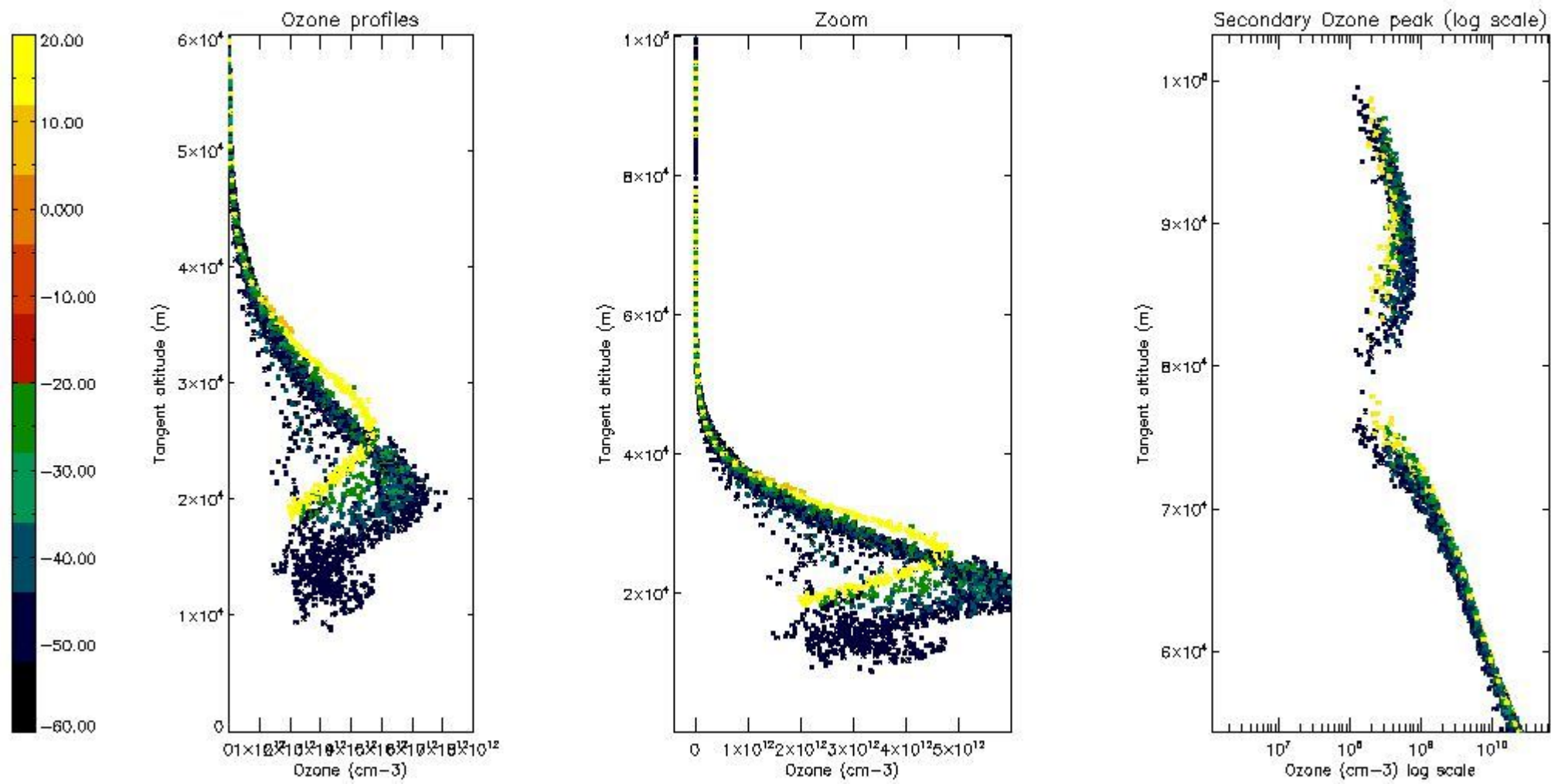
5.4 Plot ozone profiles where STD < 10% (dark without errors)

The colorbar represents the latitude.



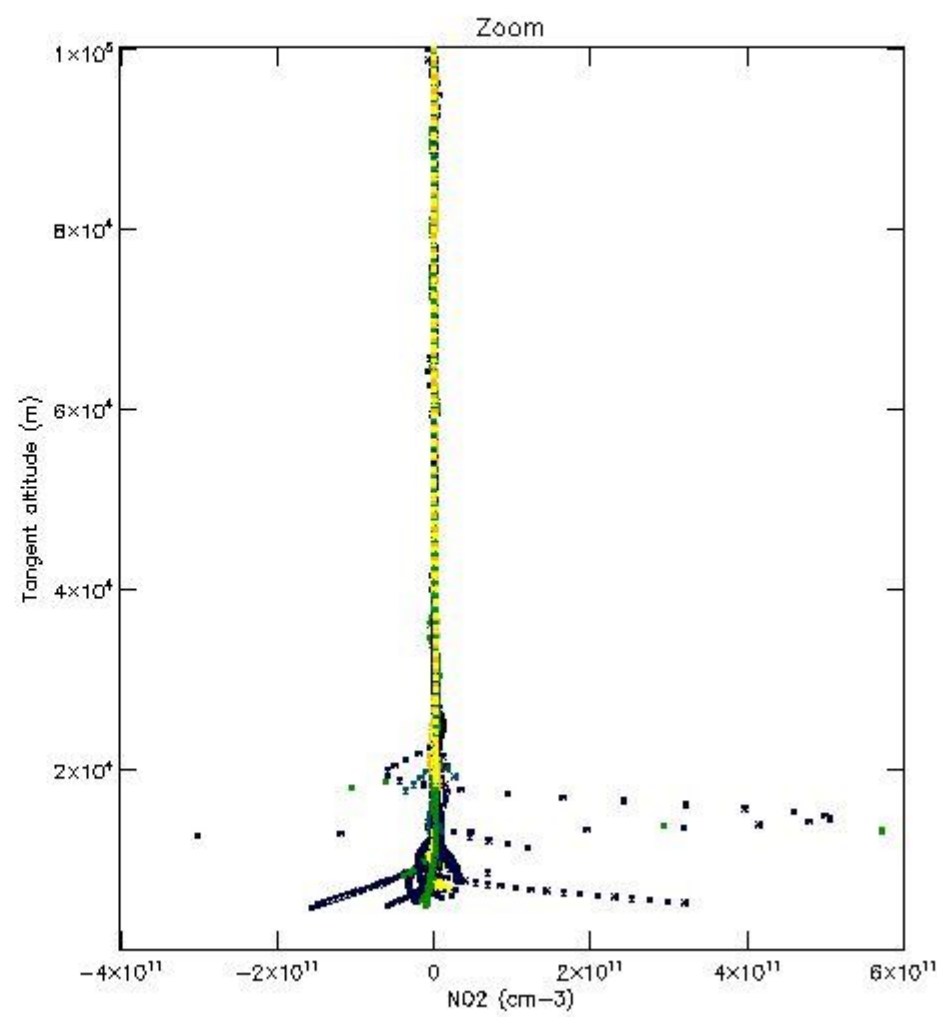
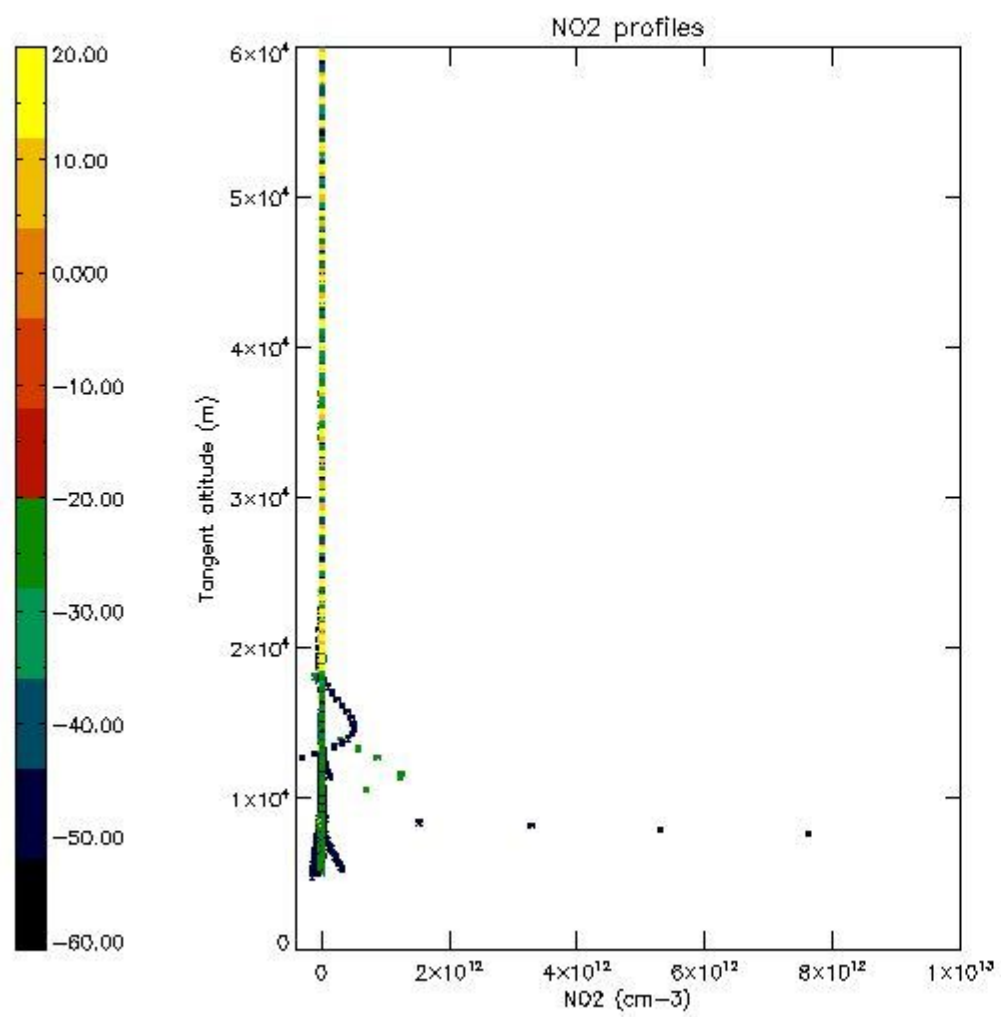
5.5 Plot ozone profiles where STD < 5% (dark without errors)

The colorbar represents the latitude.



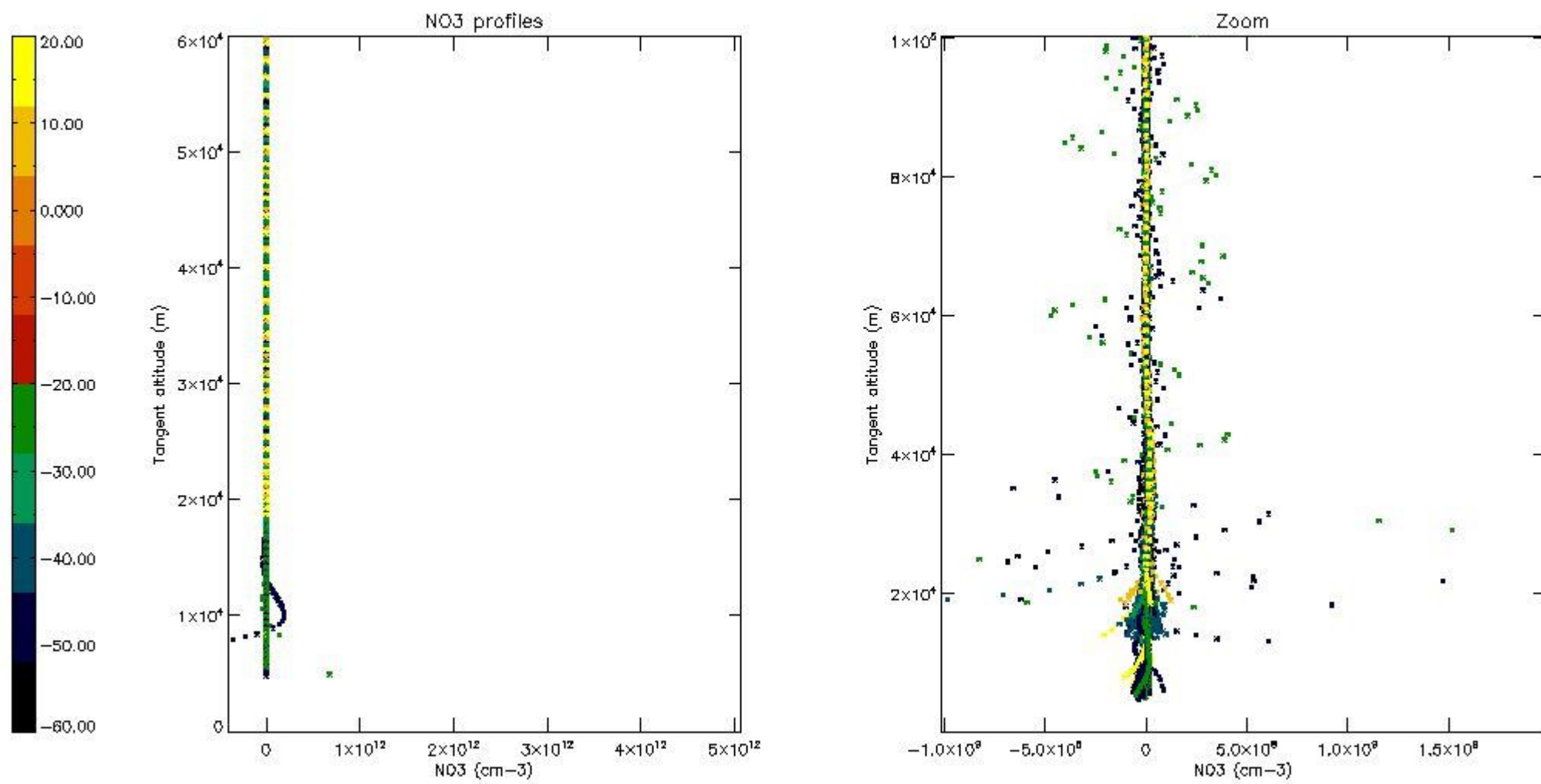
5.6 Plot NO₂ profiles for all STD (dark without errors)

The colorbar represents the latitude.



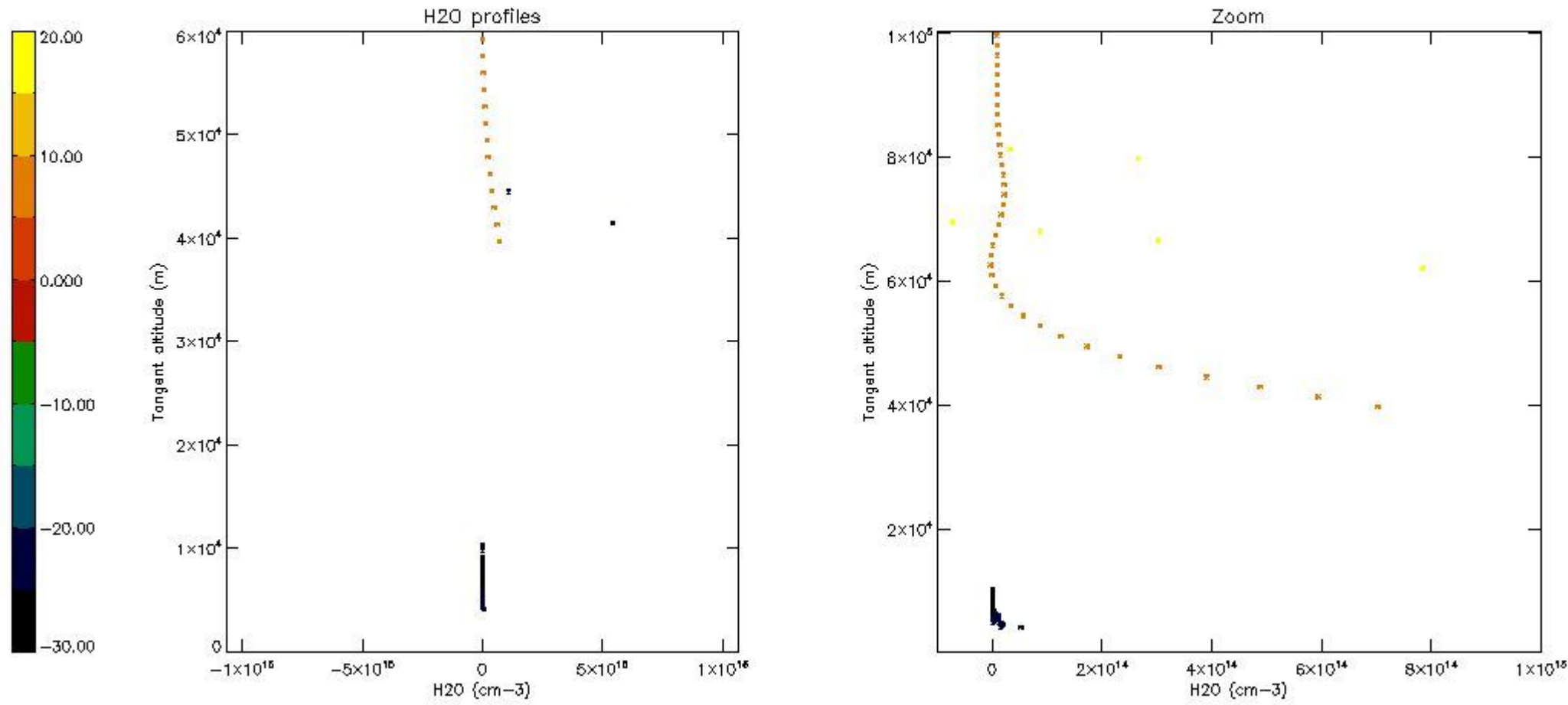
5.7 Plot NO3 profiles for all STD (dark without errors)

The colorbar represents the latitude.



5.8 Plot H2O profiles for all STD (only for occultations of stars 1,2,3,4,13,14,16,26,63 dark without errors)

The colorbar represents the latitude.



6. Auxiliary Data Files used for the production reported in section 2

The number reported in the third column indicates since which file (see list in section 2) the corresponding auxiliary file has been used. The fourth column is the date of those product files.

Type	Auxiliary Filename	Used since product	Used since product date
INST_PHYS_CHARACTERISTICS	GOM_INS_AXNIEC20050627_150440_20020301_000000_20100101_000000	1	06-SEP-2002 00:00:17
LEVEL-2_PROC_CONFIG	GOM_PR2_AXVIEC20091111_152718_20020301_000000_20500101_000000	1	06-SEP-2002 00:00:17
CROSS_SECTIONS_FILE	GOM_CRS_AXVIEC20091111_154832_20020301_000000_20500101_000000	1	06-SEP-2002 00:00:17

GOMOS Level 2 Daily Report

SUMMARY

[1. General Info](#)

[2. Summary of processed GOM_NL_2P products](#)

[3. Level 2 Quality information per product](#)

[3.1 Plot of level 2 quality information per product \(time dependant\)](#)

[3.2 Plot of level 2 quality information per product \(world map\)](#)

[4. Level 1 Quality information per product \(stored on level 2 products\)](#)

[4.1 Plot of level 1 quality information per product \(time dependant\)](#)

[4.1.1 Plot of level 1 quality information per product \(time dependant\): ASCENDING](#)

[4.1.2 Plot of level 1 quality information per product \(time dependant\): DESCENDING](#)

[4.2 Plot of level 1 quality information per product \(world map\)](#)

[4.2.1 Plot of level 1 quality information per product \(world map\): ASCENDING](#)

[4.2.2 Plot of level 1 quality information per product \(world map\): DESCENDING](#)

[5. Ozone profiles based on quality statistics and other trace gas profiles](#)

[5.1 Ozone statistics based on quality of products](#)

[5.2 Plot ozone profiles for all STD \(dark without errors\)](#)

[5.3 Plot ozone profiles where STD < 20% \(dark without errors\)](#)

[5.4. Plot ozone profiles where STD < 10% \(dark without errors\)](#)

[5.5. Plot ozone profiles where STD < 5% \(dark without errors\)](#)

[5.6 Plot NO2 profiles for all STD \(dark without errors\)](#)

[5.7 Plot NO3 profiles for all STD \(dark without errors\)](#)

[5.8 Plot H2O profiles \(only for occultations of stars 1,2,3,4,13,14,16,26,63 dark without errors\) for all STD](#)

[6. Auxiliary Data Files used for the production reported in section 2](#)

This report presents the daily analysis on parameters extracted from GOMOS level 2 data (GOM_NL__2P). It is intended to monitor some important parameters that will impact the quality of these products. A list of level 2 products (and content) that have arrived during the reporting day to the PCF is also given.

Item	Value
Time of report generation	17APR2013 18:19:07
Data source version	GOMOS/6.01
Start time of products	06-09-2002 (06SEP2002 00:00:00)
Stop time of products	07-09-2002 (07SEP2002 00:00:00)
Store outputs in DB	Yes
Nb of level 2 prods	442
Nb of prods with errors	1

2. Summary of processed GOM_NL__2P products.

Nr	Filename	UTC Start time	Limb	Duration	Star Id	Star Name	Star Mag	Star Temp	Nb Meas	Orbit	Prod. error
1	GOM_NL__2PRFIN20020906_000017_000000392009_00145_02704_2725.N1	06-SEP-2002 00:00:17	Bright	39.000	61	8Eps Peg	2.1000	3900.0	78	2704	No
2	GOM_NL__2PRFIN20020906_000242_000000452009_00145_02704_2726.N1	06-SEP-2002 00:02:42	Bright	45.000	90	54Alp Peg	2.4870	11000.	90	2704	No
3	GOM_NL__2PRFIN20020906_000537_000000652009_00145_02704_2727.N1	06-SEP-2002 00:05:37	Bright	64.500	140	88Gam Peg	2.8340	26000.	129	2704	No
4	GOM_NL__2PRFIN20020906_000915_000000382009_00145_02704_2728.N1	06-SEP-2002 00:09:15	Bright	38.000	66	37Gam Cyg	2.2080	5900.0	76	2704	No
5	GOM_NL__2PRFIN20020906_001026_000000392009_00145_02704_2729.N1	06-SEP-2002 00:10:26	Bright	39.000	19	50Alp Cyg	1.2460	10500.	78	2704	No
6	GOM_NL__2PRFIN20020906_001513_000000392009_00145_02704_2730.N1	06-SEP-2002 00:15:13	Bright	38.500	89	5Alp Cep	2.4510	8000.0	77	2704	No
7	GOM_NL__2PRFIN20020906_001724_000000462009_00145_02704_2731.N1	06-SEP-2002 00:17:24	Bright	46.000	74	11Bet Cas	2.2680	6600.0	92	2704	No
8	GOM_NL__2PRFIN20020906_001928_000000482009_00145_02704_2732.N1	06-SEP-2002 00:19:28	Bright	48.000	76	27Gam Cas	2.3000	30000.	96	2704	No
9	GOM_NL__2PRFIN20020906_002344_000000862009_00145_02704_2733.N1	06-SEP-2002 00:23:44	Bright	85.500	73	57Gam1And	2.2600	13100.	171	2704	No
10	GOM_NL__2PRFIN20020906_002625_000000602009_00145_02704_2734.N1	06-SEP-2002 00:26:25	Bright	60.000	160	23Gam Per	2.9300	4700.0	120	2704	No
11	GOM_NL__2PRFIN20020906_002835_000000702009_00145_02704_2735.N1	06-SEP-2002 00:28:35	Bright	69.500	35	33Alp Per	1.7950	6250.0	139	2704	No
12	GOM_NL__2PRFIN20020906_003115_000001072009_00145_02704_2736.N1	06-SEP-2002 00:31:15	Bright	106.50	79	26Bet Per	2.3100	13100.	213	2704	No
13	GOM_NL__2PRFIN20020906_003518_000000872009_00145_02704_2737.N1	06-SEP-2002 00:35:18	Bright	87.000	149	45Eps Per	2.8880	30000.	174	2704	No
14	GOM_NL__2PRFIN20020906_004002_000000452009_00145_02704_2738.N1	06-SEP-2002 00:40:02	Bright	44.500	24	66Alp Gem	1.5800	10200.	89	2704	No
15	GOM_NL__2PRFIN20020906_004254_000000802009_00145_02704_2739.N1	06-SEP-2002 00:42:54	Twilight	80.000	28	12Bet Tau	1.6500	15200.	160	2704	No
16	GOM_NL__2PRFIN20020906_004604_000000582009_00145_02704_2740.N1	06-SEP-2002 00:46:04	Twilight	57.500	44	24Gam Gem	1.9280	11000.	115	2704	No
17	GOM_NL__2PRFIN20020906_004800_000000542009_00145_02704_2741.N1	06-SEP-2002 00:48:00	Twilight	54.000	8	10Alp CMi	0.40000	6500.0	108	2704	No
18	GOM_NL__2PRFIN20020906_005116_000000792009_00145_02704_2742.N1	06-SEP-2002 00:51:16	Dark	79.000	14	58Alp Ori	0.87000	3000.0	158	2704	No
19	GOM_NL__2PRFIN20020906_005603_000000592009_00145_02704_2743.N1	06-SEP-2002 00:56:03	Dark	59.000	1	9Alp CMa	-1.4400	11000.	118	2704	No
20	GOM_NL__2PRFIN20020906_005841_000000492009_00145_02704_2744.N1	06-SEP-2002 00:58:41	Dark	49.000	23	21Eps CMa	1.5020	26000.	98	2704	No
21	GOM_NL__2PRFIN20020906_010029_000001112009_00145_02704_2745.N1	06-SEP-2002 01:00:29	Dark	111.00	7	19Bet Ori	0.10000	14000.	222	2704	No
22	GOM_NL__2PRFIN20020906_010520_000000542009_00145_02704_2746.N1	06-SEP-2002 01:05:20	Dark	54.000	2	Alp Car	-0.73600	7000.0	108	2704	No
23	GOM_NL__2PRFIN20020906_011525_000000382009_00146_02705_2766.N1	06-SEP-2002 01:15:25	Dark	37.500	135	Bet Hyi	2.8200	5800.0	75	2705	No
24	GOM_NL__2PRFIN20020906_011704_000000522009_00146_02705_2767.N1	06-SEP-2002 01:17:04	Dark	51.500	9	Alp Eri	0.45300	24000.	103	2705	No
25	GOM_NL__2PRFIN20020906_012100_000000402009_00146_02705_2768.N1	06-SEP-2002 01:21:00	Straylight	39.500	148	Alp Tuc	2.8780	4100.0	79	2705	No
26	GOM_NL__2PRFIN20020906_012259_000000532009_00146_02705_2769.N1	06-SEP-2002 01:22:59	Straylight	52.500	84	Alp Phe	2.3970	4500.0	105	2705	No
27	GOM_NL__2PRFIN20020906_012440_000000432009_00146_02705_2770.N1	06-SEP-2002 01:24:40	Straylight	42.500	31	Alp Gru	1.7340	15200.	85	2705	No
28	GOM_NL__2PRFIN20020906_012728_000000402009_00146_02705_2771.N1	06-SEP-2002 01:27:28	Straylight	40.000	172	Gam Gru	3.0030	13100.	80	2705	No
29	GOM_NL__2PRFIN20020906_012847_000000482009_00146_02705_2772.N1	06-SEP-2002 01:28:47	Straylight	47.500	18	24Alp PsA	1.1660	9700.0	95	2705	No
30	GOM_NL__2PRFIN20020906_013328_000000412009_00146_02705_2773.N1	06-SEP-2002 01:33:28	Bright	40.500	142	49Del Cap	2.8500	8900.0	81	2705	No
31	GOM_NL__2PRFIN20020906_013634_000000382009_00146_02705_2774.N1	06-SEP-2002 01:36:34	Bright	38.000	154	22Bet Aqr	2.8990	5700.0	76	2705	No
32	GOM_NL__2PRFIN20020906_013754_000000412009_00146_02705_2775.N1	06-SEP-2002 01:37:54	Bright	40.500	162	34Alp Aqr	2.9440	5350.0	81	2705	No
33	GOM_NL__2PRFIN20020906_014054_000000392009_00146_02705_2776.N1	06-SEP-2002 01:40:54	Bright	39.000	61	8Eps Peg	2.1000	3900.0	78	2705	No
34	GOM_NL__2PRFIN20020906_014318_000000462009_00146_02705_2777.N1	06-SEP-2002 01:43:18	Bright	45.500	90	54Alp Peg	2.4870	11000.	91	2705	No
35	GOM_NL__2PRFIN20020906_014612_000000632009_00146_02705_2778.N1	06-SEP-2002 01:46:12	Bright	63.000	140	88Gam Peg	2.8340	26000.	126	2705	No
36	GOM_NL__2PRFIN20020906_014951_000000392009_00146_02705_2779.N1	06-SEP-2002 01:49:51	Bright	38.500	66	37Gam Cyg	2.2080	5900.0	77	2705	No
37	GOM_NL__2PRFIN20020906_015103_000000402009_00146_02705_2780.N1	06-SEP-2002 01:51:03	Bright	40.000	19	50Alp Cyg	1.2460	10500.	80	2705	No
38	GOM_NL__2PRFIN20020906_015550_000000372009_00146_02705_2781.N1	06-SEP-2002 01:55:50	Bright	36.500	89	5Alp Cep	2.4510	8000.0	73	2705	No
39	GOM_NL__2PRFIN20020906_015800_000000452009_00146_02705_2782.N1	06-SEP-2002 01:58:00	Bright	45.000	74	11Bet Cas	2.2680	6600.0	90	2705	No
40	GOM_NL__2PRFIN20020906_020003_000000462009_00146_02705_2783.N1	06-SEP-2002 02:00:03	Bright	46.000	76	27Gam Cas	2.3000	30000.	92	2705	No
41	GOM_NL__2PRFIN20020906_020418_000000862009_00146_02705_2784.N1	06-SEP-2002 02:04:18	Bright	86.000	73	57Gam1And	2.2600	13100.	172	2705	No
42	GOM_NL__2PRFIN20020906_020700_000000592009_00146_02705_2785.N1	06-SEP-2002 02:07:00	Bright	59.000	160	23Gam Per	2.9300	4700.0	118	2705	No

43	GOM_NL__2PRFIN20020906_020910_000000682009_00146_02705_2786.N1	06-SEP-2002 02:09:10	Bright	68.000	35	33Alp Per	1.7950	6250.0	136	2705	No
44	GOM_NL__2PRFIN20020906_021150_000001042009_00146_02705_2787.N1	06-SEP-2002 02:11:50	Bright	103.50	79	26Bet Per	2.3100	13100.	207	2705	No
45	GOM_NL__2PRFIN20020906_021553_000000902009_00146_02705_2788.N1	06-SEP-2002 02:15:53	Bright	89.500	149	45Eps Per	2.8880	30000.	179	2705	No
46	GOM_NL__2PRFIN20020906_022040_000000422009_00146_02705_2789.N1	06-SEP-2002 02:20:40	Bright	41.500	24	66Alp Gem	1.5800	10200.	83	2705	No
47	GOM_NL__2PRFIN20020906_022330_000000832009_00146_02705_2790.N1	06-SEP-2002 02:23:30	Twi_and_stray	83.000	28	12Bet Tau	1.6500	15200.	166	2705	No
48	GOM_NL__2PRFIN20020906_022640_000000582009_00146_02705_2791.N1	06-SEP-2002 02:26:40	Twi_and_stray	57.500	44	24Gam Gem	1.9280	11000.	115	2705	No
49	GOM_NL__2PRFIN20020906_022836_000000562009_00146_02705_2792.N1	06-SEP-2002 02:28:36	Twilight	56.000	8	10Alp CMi	0.40000	6500.0	112	2705	No
50	GOM_NL__2PRFIN20020906_023152_000000892009_00146_02705_2793.N1	06-SEP-2002 02:31:52	Dark	89.000	14	58Alp Ori	0.87000	3000.0	178	2705	No
51	GOM_NL__2PRFIN20020906_023640_000000612009_00146_02705_2794.N1	06-SEP-2002 02:36:40	Dark	61.000	1	9Alp CMa	-1.4400	11000.	122	2705	No
52	GOM_NL__2PRFIN20020906_023806_000000512009_00146_02705_2795.N1	06-SEP-2002 02:38:06	Dark	50.500	47	2Bet CMa	1.9760	28000.	101	2705	No
53	GOM_NL__2PRFIN20020906_024027_000000382009_00146_02705_2796.N1	06-SEP-2002 02:40:27	Dark	37.500	70	Zet Pup	2.2460	39000.	75	2705	No
54	GOM_NL__2PRFIN20020906_024219_000000382009_00146_02705_2797.N1	06-SEP-2002 02:42:19	Dark	37.500	34	Gam2Vel	1.7930	23000.	75	2705	No
55	GOM_NL__2PRFIN20020906_024557_000000472009_00146_02705_2798.N1	06-SEP-2002 02:45:57	Dark	47.000	2	Alp Car	-0.73600	7000.0	94	2705	No
56	GOM_NL__2PRFIN20020906_025601_000000392009_00147_02706_2766.N1	06-SEP-2002 02:56:01	Dark	39.000	135	Bet Hyi	2.8200	5800.0	78	2706	No
57	GOM_NL__2PRFIN20020906_025741_000000472009_00147_02706_2767.N1	06-SEP-2002 02:57:41	Dark	47.000	9	Alp Eri	0.45300	24000.	94	2706	No
58	GOM_NL__2PRFIN20020906_030136_000000432009_00147_02706_2768.N1	06-SEP-2002 03:01:36	Straylight	43.000	148	Alp Tuc	2.8780	4100.0	86	2706	No
59	GOM_NL__2PRFIN20020906_030335_000000522009_00147_02706_2769.N1	06-SEP-2002 03:03:35	Straylight	51.500	84	Alp Phe	2.3970	4500.0	103	2706	No
60	GOM_NL__2PRFIN20020906_030516_000000402009_00147_02706_2770.N1	06-SEP-2002 03:05:16	Straylight	39.500	31	Alp Gru	1.7340	15200.	79	2706	No
61	GOM_NL__2PRFIN20020906_030804_000000392009_00147_02706_2771.N1	06-SEP-2002 03:08:04	Straylight	38.500	172	Gam Gru	3.0030	13100.	77	2706	No
62	GOM_NL__2PRFIN20020906_030923_000000512009_00147_02706_2772.N1	06-SEP-2002 03:09:23	Straylight	50.500	18	24Alp PsA	1.1660	9700.0	101	2706	No
63	GOM_NL__2PRFIN20020906_031404_000000422009_00147_02706_2773.N1	06-SEP-2002 03:14:04	Bright	42.000	142	49Del Cap	2.8500	8900.0	84	2706	No
64	GOM_NL__2PRFIN20020906_031710_000000382009_00147_02706_2774.N1	06-SEP-2002 03:17:10	Bright	38.000	154	22Bet Aqr	2.8990	5700.0	76	2706	No
65	GOM_NL__2PRFIN20020906_031830_000000412009_00147_02706_2775.N1	06-SEP-2002 03:18:30	Bright	40.500	162	34Alp Aqr	2.9440	5350.0	81	2706	No
66	GOM_NL__2PRFIN20020906_032129_000000392009_00147_02706_2776.N1	06-SEP-2002 03:21:29	Bright	39.000	61	8Eps Peg	2.1000	3900.0	78	2706	No
67	GOM_NL__2PRFIN20020906_032353_000000472009_00147_02706_2777.N1	06-SEP-2002 03:23:53	Bright	46.500	90	54Alp Peg	2.4870	11000.	93	2706	No
68	GOM_NL__2PRFIN20020906_032646_000000642009_00147_02706_2778.N1	06-SEP-2002 03:26:46	Bright	64.000	140	88Gam Peg	2.8340	26000.	128	2706	No
69	GOM_NL__2PRFIN20020906_033027_000000362009_00147_02706_2779.N1	06-SEP-2002 03:30:27	Bright	35.500	66	37Gam Cyg	2.2080	5900.0	71	2706	No
70	GOM_NL__2PRFIN20020906_033138_000000372009_00147_02706_2780.N1	06-SEP-2002 03:31:38	Bright	36.500	19	50Alp Cyg	1.2460	10500.	73	2706	No
71	GOM_NL__2PRFIN20020906_033626_000000382009_00147_02706_2781.N1	06-SEP-2002 03:36:26	Bright	38.000	89	5Alp Cep	2.4510	8000.0	76	2706	No
72	GOM_NL__2PRFIN20020906_033836_000000442009_00147_02706_2782.N1	06-SEP-2002 03:38:36	Bright	44.000	74	11Bet Cas	2.2680	6600.0	88	2706	No
73	GOM_NL__2PRFIN20020906_034038_000000472009_00147_02706_2783.N1	06-SEP-2002 03:40:38	Bright	46.500	76	27Gam Cas	2.3000	30000.	93	2706	No
74	GOM_NL__2PRFIN20020906_034452_000000872009_00147_02706_2784.N1	06-SEP-2002 03:44:52	Bright	87.000	73	57Gam1And	2.2600	13100.	174	2706	No
75	GOM_NL__2PRFIN20020906_034735_000000602009_00147_02706_2785.N1	06-SEP-2002 03:47:35	Bright	60.000	160	23Gam Per	2.9300	4700.0	120	2706	No
76	GOM_NL__2PRFIN20020906_034945_000000682009_00147_02706_2786.N1	06-SEP-2002 03:49:45	Bright	68.000	35	33Alp Per	1.7950	6250.0	136	2706	No
77	GOM_NL__2PRFIN20020906_035224_000001032009_00147_02706_2787.N1	06-SEP-2002 03:52:24	Bright	103.00	79	26Bet Per	2.3100	13100.	206	2706	No
78	GOM_NL__2PRFIN20020906_035628_000000932009_00147_02706_2788.N1	06-SEP-2002 03:56:28	Bright	93.000	149	45Eps Per	2.8880	30000.	186	2706	No
79	GOM_NL__2PRFIN20020906_040117_000000412009_00147_02706_2789.N1	06-SEP-2002 04:01:17	Bright	40.500	24	66Alp Gem	1.5800	10200.	81	2706	No
80	GOM_NL__2PRFIN20020906_040407_000000822009_00147_02706_2790.N1	06-SEP-2002 04:04:07	Twi_and_stray	81.500	28	12Bet Tau	1.6500	15200.	163	2706	No
81	GOM_NL__2PRFIN20020906_040718_000000562009_00147_02706_2791.N1	06-SEP-2002 04:07:18	Twi_and_stray	56.000	44	24Gam Gem	1.9280	11000.	112	2706	No
82	GOM_NL__2PRFIN20020906_040913_000000552009_00147_02706_2792.N1	06-SEP-2002 04:09:13	Twilight	55.000	8	10Alp CMi	0.40000	6500.0	110	2706	No
83	GOM_NL__2PRFIN20020906_041230_000000892009_00147_02706_2793.N1	06-SEP-2002 04:12:30	Dark	89.000	14	58Alp Ori	0.87000	3000.0	178	2706	No
84	GOM_NL__2PRFIN20020906_041717_000000612009_00147_02706_2794.N1	06-SEP-2002 04:17:17	Dark	61.000	1	9Alp CMa	-1.4400	11000.	122	2706	No
85	GOM_NL__2PRFIN20020906_041843_000000502009_00147_02706_2795.N1	06-SEP-2002 04:18:43	Dark	49.500	47	2Bet CMa	1.9760	28000.	99	2706	No
86	GOM_NL__2PRFIN20020906_042103_000000392009_00147_02706_2796.N1	06-SEP-2002 04:21:03	Dark	38.500	70	Zet Pup	2.2460	39000.	77	2706	No
87	GOM_NL__2PRFIN20020906_042255_000000382009_00147_02706_2797.N1	06-SEP-2002 04:22:55	Dark	38.000	34	Gam2Vel	1.7930	23000.	76	2706	No
88	GOM_NL__2PRFIN20020906_042633_000000542009_00147_02706_2798.N1	06-SEP-2002 04:26:33	Dark	53.500	2	Alp Car	-0.73600	7000.0	107	2706	No
89	GOM_NL__2PRFIN20020906_043637_000000382009_00148_02707_8602.N1	06-SEP-2002 04:36:37	Dark	38.000	135	Bet Hyi	2.8200	5800.0	76	2707	No
90	GOM_NL__2PRFIN20020906_043818_000000452009_00148_02707_8603.N1	06-SEP-2002 04:38:18	Dark	45.000	9	Alp Eri	0.45300	24000.	90	2707	No
91	GOM_NL__2PRFIN20020906_044212_000000442009_00148_02707_8604.N1	06-SEP-2002 04:42:12	Straylight	44.000	148	Alp Tuc	2.8780	4100.0	88	2707	No
92	GOM_NL__2PRFIN20020906_044412_000000522009_00148_02707_8605.N1	06-SEP-2002 04:44:12	Straylight	52.000	84	Alp Phe	2.3970	4500.0	104	2707	No
93	GOM_NL__2PRFIN20020906_044552_000000392009_00148_02707_8606.N1	06-SEP-2002 04:45:52	Straylight	39.000	31	Alp Gru	1.7340	15200.	78	2707	No
94	GOM_NL__2PRFIN20020906_044841_000000382009_00148_02707_8607.N1	06-SEP-2002 04:48:41	Straylight	37.500	172	Gam Gru	3.0030	13100.	75	2707	No
95	GOM_NL__2PRFIN20020906_044959_000000452009_00148_02707_8608.N1	06-SEP-2002 04:49:59	Straylight	45.000	18	24Alp PsA	1.1660	9700.0	90	2707	No
96	GOM_NL__2PRFIN20020906_045440_000000422009_00148_02707_8609.N1	06-SEP-2002 04:54:40	Bright	42.000	142	49Del Cap	2.8500	8900.0	84	2707	No
97	GOM_NL__2PRFIN20020906_045746_000000382009_00148_02707_8610.N1	06-SEP-2002 04:57:46	Bright	38.000	154	22Bet Aqr	2.8990	5700.0	76	2707	No
98	GOM_NL__2PRFIN20020906_045906_000000402009_00148_02707_8611.N1	06-SEP-2002 04:59:06	Bright	39.500	162	34Alp Aqr	2.9440	5350.0	79	2707	No
99	GOM_NL__2PRFIN20020906_050205_000000402009_00148_02707_8612.N1	06-SEP-2002 05:02:05	Bright	40.000	61	8Eps Peg	2.1000	3900.0	80	2707	No
100	GOM_NL__2PRFIN20020906_050428_000000462009_00148_02707_2730.N1	06-SEP-2002 05:04:28	Bright	45.500	90	54Alp Peg	2.4870	11000.	91	2707	No
101	GOM_NL__2PRFIN20020906_050721_000000642009_00148_02707_2731.N1	06-SEP-2002 05:07:21	Bright	63.500	140	88Gam Peg	2.8340	26000.	127	2707	No

102	GOM_NL__2PRFIN20020906_051103_000000362009_00148_02707_2732.N1	06-SEP-2002 05:11:03	Bright	35.500	66	37Gam Cyg	2.2080	5900.0	71	2707	No
103	GOM_NL__2PRFIN20020906_051214_000000372009_00148_02707_2733.N1	06-SEP-2002 05:12:14	Bright	36.500	19	50Alp Cyg	1.2460	10500.	73	2707	No
104	GOM_NL__2PRFIN20020906_052527_000000852009_00148_02707_2734.N1	06-SEP-2002 05:25:27	Dark	85.000	73	57Gam1And	2.2600	13100.	170	2707	Yes
105	GOM_NL__2PRFIN20020906_052811_000000612009_00148_02707_2735.N1	06-SEP-2002 05:28:11	Bright	61.000	160	23Gam Per	2.9300	4700.0	122	2707	No
106	GOM_NL__2PRFIN20020906_053020_000000692009_00148_02707_2736.N1	06-SEP-2002 05:30:20	Bright	68.500	35	33Alp Per	1.7950	6250.0	137	2707	No
107	GOM_NL__2PRFIN20020906_053258_000001042009_00148_02707_2737.N1	06-SEP-2002 05:32:58	Bright	104.00	79	26Bet Per	2.3100	13100.	208	2707	No
108	GOM_NL__2PRFIN20020906_053704_000000942009_00148_02707_2738.N1	06-SEP-2002 05:37:04	Bright	94.000	149	45Eps Per	2.8880	30000.	188	2707	No
109	GOM_NL__2PRFIN20020906_054154_000000402009_00148_02707_2739.N1	06-SEP-2002 05:41:54	Bright	39.500	24	66Alp Gem	1.5800	10200.	79	2707	No
110	GOM_NL__2PRFIN20020906_054443_000000772009_00148_02707_2740.N1	06-SEP-2002 05:44:43	Twilight	76.500	28	12Bet Tau	1.6500	15200.	153	2707	No
111	GOM_NL__2PRFIN20020906_054755_000000582009_00148_02707_2741.N1	06-SEP-2002 05:47:55	Twilight	58.000	44	24Gam Gem	1.9280	11000.	116	2707	No
112	GOM_NL__2PRFIN20020906_054950_000000562009_00148_02707_2742.N1	06-SEP-2002 05:49:50	Twilight	56.000	8	10Alp CMi	0.40000	6500.0	112	2707	No
113	GOM_NL__2PRFIN20020906_055308_000000872009_00148_02707_2743.N1	06-SEP-2002 05:53:08	Dark	86.500	14	58Alp Ori	0.87000	3000.0	173	2707	No
114	GOM_NL__2PRFIN20020906_055754_000000532009_00148_02707_2744.N1	06-SEP-2002 05:57:54	Dark	53.000	1	9Alp CMa	-1.4400	11000.	106	2707	No
115	GOM_NL__2PRFIN20020906_055920_000000502009_00148_02707_2745.N1	06-SEP-2002 05:59:20	Dark	50.000	47	2Bet CMa	1.9760	28000.	100	2707	No
116	GOM_NL__2PRFIN20020906_060139_000000422009_00148_02707_2746.N1	06-SEP-2002 06:01:39	Dark	42.000	70	Zet Pup	2.2460	39000.	84	2707	No
117	GOM_NL__2PRFIN20020906_060331_000000422009_00148_02707_2747.N1	06-SEP-2002 06:03:31	Dark	42.000	34	Gam2Vel	1.7930	23000.	84	2707	No
118	GOM_NL__2PRFIN20020906_060710_000000422009_00148_02707_2748.N1	06-SEP-2002 06:07:10	Dark	42.000	2	Alp Car	-0.73600	7000.0	84	2707	No
119	GOM_NL__2PRFIN20020906_061713_000000392009_00149_02708_2716.N1	06-SEP-2002 06:17:13	Dark	38.500	135	Bet Hyi	2.8200	5800.0	77	2708	No
120	GOM_NL__2PRFIN20020906_061854_000000542009_00149_02708_2717.N1	06-SEP-2002 06:18:54	Dark	54.000	9	Alp Eri	0.45300	24000.	108	2708	No
121	GOM_NL__2PRFIN20020906_062248_000000412009_00149_02708_2718.N1	06-SEP-2002 06:22:48	Straylight	41.000	148	Alp Tuc	2.8780	4100.0	82	2708	No
122	GOM_NL__2PRFIN20020906_062449_000000462009_00149_02708_2719.N1	06-SEP-2002 06:24:49	Straylight	46.000	84	Alp Phe	2.3970	4500.0	92	2708	No
123	GOM_NL__2PRFIN20020906_062629_000000442009_00149_02708_2720.N1	06-SEP-2002 06:26:29	Straylight	43.500	31	Alp Gru	1.7340	15200.	87	2708	No
124	GOM_NL__2PRFIN20020906_062917_000000392009_00149_02708_2721.N1	06-SEP-2002 06:29:17	Straylight	39.000	172	Gam Gru	3.0030	13100.	78	2708	No
125	GOM_NL__2PRFIN20020906_063035_000000492009_00149_02708_2722.N1	06-SEP-2002 06:30:35	Straylight	48.500	18	24Alp PsA	1.1660	9700.0	97	2708	No
126	GOM_NL__2PRFIN20020906_063516_000000412009_00149_02708_2723.N1	06-SEP-2002 06:35:16	Bright	40.500	142	49Del Cap	2.8500	8900.0	81	2708	No
127	GOM_NL__2PRFIN20020906_063822_000000392009_00149_02708_2724.N1	06-SEP-2002 06:38:22	Bright	39.000	154	22Bet Aqr	2.8990	5700.0	78	2708	No
128	GOM_NL__2PRFIN20020906_063942_000000412009_00149_02708_2725.N1	06-SEP-2002 06:39:42	Bright	41.000	162	34Alp Aqr	2.9440	5350.0	82	2708	No
129	GOM_NL__2PRFIN20020906_064241_000000402009_00149_02708_2726.N1	06-SEP-2002 06:42:41	Bright	40.000	61	8Eps Peg	2.1000	3900.0	80	2708	No
130	GOM_NL__2PRFIN20020906_064504_000000462009_00149_02708_2727.N1	06-SEP-2002 06:45:04	Bright	46.000	90	54Alp Peg	2.4870	11000.	92	2708	No
131	GOM_NL__2PRFIN20020906_064755_000000642009_00149_02708_2728.N1	06-SEP-2002 06:47:55	Bright	64.000	140	88Gam Peg	2.8340	26000.	128	2708	No
132	GOM_NL__2PRFIN20020906_065140_000000372009_00149_02708_2729.N1	06-SEP-2002 06:51:40	Bright	37.000	66	37Gam Cyg	2.2080	5900.0	74	2708	No
133	GOM_NL__2PRFIN20020906_065251_000000392009_00149_02708_2730.N1	06-SEP-2002 06:52:51	Bright	38.500	19	50Alp Cyg	1.2460	10500.	77	2708	No
134	GOM_NL__2PRFIN20020906_065738_000000382009_00149_02708_2731.N1	06-SEP-2002 06:57:38	Bright	37.500	89	5Alp Cep	2.4510	8000.0	75	2708	No
135	GOM_NL__2PRFIN20020906_065947_000000422009_00149_02708_2732.N1	06-SEP-2002 06:59:47	Bright	41.500	74	11Bet Cas	2.2680	6600.0	83	2708	No
136	GOM_NL__2PRFIN20020906_070149_000000462009_00149_02708_2733.N1	06-SEP-2002 07:01:49	Bright	46.000	76	27Gam Cas	2.3000	30000.	92	2708	No
137	GOM_NL__2PRFIN20020906_070601_000000822009_00149_02708_2734.N1	06-SEP-2002 07:06:01	Bright	82.000	73	57Gam1And	2.2600	13100.	164	2708	No
138	GOM_NL__2PRFIN20020906_070846_000000592009_00149_02708_2735.N1	06-SEP-2002 07:08:46	Bright	59.000	160	23Gam Per	2.9300	4700.0	118	2708	No
139	GOM_NL__2PRFIN20020906_071055_000000662009_00149_02708_2736.N1	06-SEP-2002 07:10:55	Bright	65.500	35	33Alp Per	1.7950	6250.0	131	2708	No
140	GOM_NL__2PRFIN20020906_071333_000001042009_00149_02708_2737.N1	06-SEP-2002 07:13:33	Bright	103.50	79	26Bet Per	2.3100	13100.	207	2708	No
141	GOM_NL__2PRFIN20020906_071739_000000922009_00149_02708_2738.N1	06-SEP-2002 07:17:39	Bright	91.500	149	45Eps Per	2.8880	30000.	183	2708	No
142	GOM_NL__2PRFIN20020906_072230_000000432009_00149_02708_2739.N1	06-SEP-2002 07:22:30	Bright	42.500	24	66Alp Gem	1.5800	10200.	85	2708	No
143	GOM_NL__2PRFIN20020906_072520_000000782009_00149_02708_2740.N1	06-SEP-2002 07:25:20	Twilight	78.000	28	12Bet Tau	1.6500	15200.	156	2708	No
144	GOM_NL__2PRFIN20020906_072831_000000572009_00149_02708_2741.N1	06-SEP-2002 07:28:31	Twilight	56.500	44	24Gam Gem	1.9280	11000.	113	2708	No
145	GOM_NL__2PRFIN20020906_073027_000000562009_00149_02708_2742.N1	06-SEP-2002 07:30:27	Twilight	56.000	8	10Alp CMi	0.40000	6500.0	112	2708	No
146	GOM_NL__2PRFIN20020906_073345_000000712009_00149_02708_2743.N1	06-SEP-2002 07:33:45	Dark	71.000	14	58Alp Ori	0.87000	3000.0	142	2708	No
147	GOM_NL__2PRFIN20020906_073831_000000582009_00149_02708_2744.N1	06-SEP-2002 07:38:31	Dark	58.000	1	9Alp CMa	-1.4400	11000.	116	2708	No
148	GOM_NL__2PRFIN20020906_073958_000000532009_00149_02708_2745.N1	06-SEP-2002 07:39:58	Dark	52.500	47	2Bet CMa	1.9760	28000.	105	2708	No
149	GOM_NL__2PRFIN20020906_074216_000000422009_00149_02708_2746.N1	06-SEP-2002 07:42:16	Dark	42.000	70	Zet Pup	2.2460	39000.	84	2708	No
150	GOM_NL__2PRFIN20020906_074407_000000402009_00149_02708_2747.N1	06-SEP-2002 07:44:07	Dark	40.000	34	Gam2Vel	1.7930	23000.	80	2708	No
151	GOM_NL__2PRFIN20020906_074746_000000472009_00149_02708_2748.N1	06-SEP-2002 07:47:46	Dark	46.500	2	Alp Car	-0.73600	7000.0	93	2708	No
152	GOM_NL__2PRFIN20020906_075749_000000382009_00150_02709_2720.N1	06-SEP-2002 07:57:49	Dark	38.000	135	Bet Hyi	2.8200	5800.0	76	2709	No
153	GOM_NL__2PRFIN20020906_075931_000000472009_00150_02709_2721.N1	06-SEP-2002 07:59:31	Dark	46.500	9	Alp Eri	0.45300	24000.	93	2709	No
154	GOM_NL__2PRFIN20020906_080324_000000392009_00150_02709_2722.N1	06-SEP-2002 08:03:24	Straylight	39.000	148	Alp Tuc	2.8780	4100.0	78	2709	No
155	GOM_NL__2PRFIN20020906_080525_000000492009_00150_02709_2723.N1	06-SEP-2002 08:05:25	Straylight	48.500	84	Alp Phe	2.3970	4500.0	97	2709	No
156	GOM_NL__2PRFIN20020906_080705_000000422009_00150_02709_2724.N1	06-SEP-2002 08:07:05	Straylight	41.500	31	Alp Gru	1.7340	15200.	83	2709	No
157	GOM_NL__2PRFIN20020906_080953_000000392009_00150_02709_2725.N1	06-SEP-2002 08:09:53	Straylight	38.500	172	Gam Gru	3.0030	13100.	77	2709	No
158	GOM_NL__2PRFIN20020906_081112_000000462009_00150_02709_2726.N1	06-SEP-2002 08:11:12	Straylight	46.000	18	24Alp PsA	1.1660	9700.0	92	2709	No
159	GOM_NL__2PRFIN20020906_081552_000000412009_00150_02709_2727.N1	06-SEP-2002 08:15:52	Bright	41.000	142	49Del Cap	2.8500	8900.0	82	2709	No
160	GOM_NL__2PRFIN20020906_081858_000000382009_00150_02709_2728.N1	06-SEP-2002 08:18:58	Bright	38.000	154	22Bet Aqr	2.8990	5700.0	76	2709	No

161	GOM_NL__2PRFIN20020906_082018_000000402009_00150_02709_2729.N1	06-SEP-2002 08:20:18	Bright	40.000	162	34Alp Aqr	2.9440	5350.0	80	2709	No
162	GOM_NL__2PRFIN20020906_082317_000000392009_00150_02709_2730.N1	06-SEP-2002 08:23:17	Bright	38.500	61	8Eps Peg	2.1000	3900.0	77	2709	No
163	GOM_NL__2PRFIN20020906_082540_000000452009_00150_02709_2731.N1	06-SEP-2002 08:25:40	Bright	44.500	90	54Alp Peg	2.4870	11000.	89	2709	No
164	GOM_NL__2PRFIN20020906_082831_000000632009_00150_02709_2732.N1	06-SEP-2002 08:28:31	Bright	63.000	140	88Gam Peg	2.8340	26000.	126	2709	No
165	GOM_NL__2PRFIN20020906_083216_000000362009_00150_02709_2733.N1	06-SEP-2002 08:32:16	Bright	35.500	66	37Gam Cyg	2.2080	5900.0	71	2709	No
166	GOM_NL__2PRFIN20020906_083327_000000402009_00150_02709_2734.N1	06-SEP-2002 08:33:27	Bright	39.500	19	50Alp Cyg	1.2460	10500.	79	2709	No
167	GOM_NL__2PRFIN20020906_083814_000000372009_00150_02709_2735.N1	06-SEP-2002 08:38:14	Bright	37.000	89	5Alp Cep	2.4510	8000.0	74	2709	No
168	GOM_NL__2PRFIN20020906_084022_000000452009_00150_02709_2736.N1	06-SEP-2002 08:40:22	Bright	44.500	74	11Bet Cas	2.2680	6600.0	89	2709	No
169	GOM_NL__2PRFIN20020906_084225_000000462009_00150_02709_2737.N1	06-SEP-2002 08:42:25	Bright	45.500	76	27Gam Cas	2.3000	30000.	91	2709	No
170	GOM_NL__2PRFIN20020906_084635_000000852009_00150_02709_2738.N1	06-SEP-2002 08:46:35	Bright	85.000	73	57Gam1And	2.2600	13100.	170	2709	No
171	GOM_NL__2PRFIN20020906_084921_000000572009_00150_02709_2739.N1	06-SEP-2002 08:49:21	Bright	57.000	160	23Gam Per	2.9300	4700.0	114	2709	No
172	GOM_NL__2PRFIN20020906_085130_000000672009_00150_02709_2740.N1	06-SEP-2002 08:51:30	Bright	67.000	35	33Alp Per	1.7950	6250.0	134	2709	No
173	GOM_NL__2PRFIN20020906_085407_000001072009_00150_02709_2741.N1	06-SEP-2002 08:54:07	Bright	107.00	79	26Bet Per	2.3100	13100.	214	2709	No
174	GOM_NL__2PRFIN20020906_085814_000000912009_00150_02709_2742.N1	06-SEP-2002 08:58:14	Bright	90.500	149	45Eps Per	2.8880	30000.	181	2709	No
175	GOM_NL__2PRFIN20020906_090306_000000412009_00150_02709_2743.N1	06-SEP-2002 09:03:06	Bright	41.000	24	66Alp Gem	1.5800	10200.	82	2709	No
176	GOM_NL__2PRFIN20020906_090556_000000772009_00150_02709_2744.N1	06-SEP-2002 09:05:56	Tw_i_and_stray	76.500	28	12Bet Tau	1.6500	15200.	153	2709	No
177	GOM_NL__2PRFIN20020906_090908_000000542009_00150_02709_2745.N1	06-SEP-2002 09:09:08	Tw_i_and_stray	54.000	44	24Gam Gem	1.9280	11000.	108	2709	No
178	GOM_NL__2PRFIN20020906_091104_000000452009_00150_02709_2746.N1	06-SEP-2002 09:11:04	Twilight	44.500	8	10Alp CMi	0.40000	6500.0	89	2709	No
179	GOM_NL__2PRFIN20020906_091422_000000842009_00150_02709_2747.N1	06-SEP-2002 09:14:22	Dark	84.000	14	58Alp Ori	0.87000	3000.0	168	2709	No
180	GOM_NL__2PRFIN20020906_091908_000000562009_00150_02709_2748.N1	06-SEP-2002 09:19:08	Dark	56.000	1	9Alp CMa	-1.4400	11000.	112	2709	No
181	GOM_NL__2PRFIN20020906_092035_000000512009_00150_02709_2749.N1	06-SEP-2002 09:20:35	Dark	50.500	47	2Bet CMa	1.9760	28000.	101	2709	No
182	GOM_NL__2PRFIN20020906_092252_000000402009_00150_02709_2750.N1	06-SEP-2002 09:22:52	Dark	39.500	70	Zet Pup	2.2460	39000.	79	2709	No
183	GOM_NL__2PRFIN20020906_092444_000000412009_00150_02709_2751.N1	06-SEP-2002 09:24:44	Dark	40.500	34	Gam2Vel	1.7930	23000.	81	2709	No
184	GOM_NL__2PRFIN20020906_092823_000000452009_00150_02709_2752.N1	06-SEP-2002 09:28:23	Dark	45.000	2	Alp Car	-0.73600	7000.0	90	2709	No
185	GOM_NL__2PRFIN20020906_093825_000000382009_00151_02710_2715.N1	06-SEP-2002 09:38:25	Dark	38.000	135	Bet Hyi	2.8200	5800.0	76	2710	No
186	GOM_NL__2PRFIN20020906_094007_000000542009_00151_02710_2716.N1	06-SEP-2002 09:40:07	Dark	54.000	9	Alp Eri	0.45300	24000.	108	2710	No
187	GOM_NL__2PRFIN20020906_094400_000000402009_00151_02710_2717.N1	06-SEP-2002 09:44:00	Straylight	39.500	148	Alp Tuc	2.8780	4100.0	79	2710	No
188	GOM_NL__2PRFIN20020906_094601_000000582009_00151_02710_2718.N1	06-SEP-2002 09:46:01	Straylight	57.500	84	Alp Phe	2.3970	4500.0	115	2710	No
189	GOM_NL__2PRFIN20020906_094741_000000442009_00151_02710_2719.N1	06-SEP-2002 09:47:41	Straylight	43.500	31	Alp Gru	1.7340	15200.	87	2710	No
190	GOM_NL__2PRFIN20020906_095029_000000382009_00151_02710_2720.N1	06-SEP-2002 09:50:29	Straylight	38.000	172	Gam Gru	3.0030	13100.	76	2710	No
191	GOM_NL__2PRFIN20020906_095148_000000502009_00151_02710_2721.N1	06-SEP-2002 09:51:48	Straylight	49.500	18	24Alp PsA	1.1660	9700.0	99	2710	No
192	GOM_NL__2PRFIN20020906_095628_000000512009_00151_02710_2722.N1	06-SEP-2002 09:56:28	Bright	51.000	142	49Del Cap	2.8500	8900.0	102	2710	No
193	GOM_NL__2PRFIN20020906_095934_000000402009_00151_02710_2723.N1	06-SEP-2002 09:59:34	Bright	39.500	154	22Bet Aqr	2.8990	5700.0	79	2710	No
194	GOM_NL__2PRFIN20020906_100054_000000402009_00151_02710_2724.N1	06-SEP-2002 10:00:54	Bright	40.000	162	34Alp Aqr	2.9440	5350.0	80	2710	No
195	GOM_NL__2PRFIN20020906_100353_000000392009_00151_02710_2725.N1	06-SEP-2002 10:03:53	Bright	39.000	61	8Eps Peg	2.1000	3900.0	78	2710	No
196	GOM_NL__2PRFIN20020906_100615_000000462009_00151_02710_2726.N1	06-SEP-2002 10:06:15	Bright	46.000	90	54Alp Peg	2.4870	11000.	92	2710	No
197	GOM_NL__2PRFIN20020906_100905_000000642009_00151_02710_2727.N1	06-SEP-2002 10:09:05	Bright	63.500	140	88Gam Peg	2.8340	26000.	127	2710	No
198	GOM_NL__2PRFIN20020906_101252_000000392009_00151_02710_2728.N1	06-SEP-2002 10:12:52	Bright	38.500	66	37Gam Cyg	2.2080	5900.0	77	2710	No
199	GOM_NL__2PRFIN20020906_101403_000000402009_00151_02710_2729.N1	06-SEP-2002 10:14:03	Bright	40.000	19	50Alp Cyg	1.2460	10500.	80	2710	No
200	GOM_NL__2PRFIN20020906_101850_000000372009_00151_02710_2730.N1	06-SEP-2002 10:18:50	Bright	36.500	89	5Alp Cep	2.4510	8000.0	73	2710	No
201	GOM_NL__2PRFIN20020906_102058_000000442009_00151_02710_2731.N1	06-SEP-2002 10:20:58	Bright	43.500	74	11Bet Cas	2.2680	6600.0	87	2710	No
202	GOM_NL__2PRFIN20020906_102300_000000432009_00151_02710_2732.N1	06-SEP-2002 10:23:00	Bright	42.500	76	27Gam Cas	2.3000	30000.	85	2710	No
203	GOM_NL__2PRFIN20020906_102956_000000602009_00151_02710_2733.N1	06-SEP-2002 10:29:56	Bright	59.500	160	23Gam Per	2.9300	4700.0	119	2710	No
204	GOM_NL__2PRFIN20020906_103205_000000682009_00151_02710_2734.N1	06-SEP-2002 10:32:05	Bright	67.500	35	33Alp Per	1.7950	6250.0	135	2710	No
205	GOM_NL__2PRFIN20020906_103442_000001052009_00151_02710_2735.N1	06-SEP-2002 10:34:42	Bright	105.00	79	26Bet Per	2.3100	13100.	210	2710	No
206	GOM_NL__2PRFIN20020906_103849_000000882009_00151_02710_2736.N1	06-SEP-2002 10:38:49	Bright	87.500	149	45Eps Per	2.8880	30000.	175	2710	No
207	GOM_NL__2PRFIN20020906_104342_000000412009_00151_02710_2737.N1	06-SEP-2002 10:43:42	Bright	41.000	24	66Alp Gem	1.5800	10200.	82	2710	No
208	GOM_NL__2PRFIN20020906_104632_000000752009_00151_02710_2738.N1	06-SEP-2002 10:46:32	Tw_i_and_stray	75.000	28	12Bet Tau	1.6500	15200.	150	2710	No
209	GOM_NL__2PRFIN20020906_104944_000000532009_00151_02710_2739.N1	06-SEP-2002 10:49:44	Tw_i_and_stray	53.000	44	24Gam Gem	1.9280	11000.	106	2710	No
210	GOM_NL__2PRFIN20020906_105140_000000532009_00151_02710_2740.N1	06-SEP-2002 10:51:40	Twilight	52.500	8	10Alp CMi	0.40000	6500.0	105	2710	No
211	GOM_NL__2PRFIN20020906_105459_000000782009_00151_02710_2741.N1	06-SEP-2002 10:54:59	Dark	78.000	14	58Alp Ori	0.87000	3000.0	156	2710	No
212	GOM_NL__2PRFIN20020906_105944_000000512009_00151_02710_2742.N1	06-SEP-2002 10:59:44	Dark	51.000	1	9Alp CMa	-1.4400	11000.	102	2710	No
213	GOM_NL__2PRFIN20020906_110111_000000512009_00151_02710_2743.N1	06-SEP-2002 11:01:11	Dark	51.000	47	2Bet CMa	1.9760	28000.	102	2710	No
214	GOM_NL__2PRFIN20020906_110328_000000392009_00151_02710_2744.N1	06-SEP-2002 11:03:28	Dark	39.000	70	Zet Pup	2.2460	39000.	78	2710	No
215	GOM_NL__2PRFIN20020906_110520_000000382009_00151_02710_2745.N1	06-SEP-2002 11:05:20	Dark	38.000	34	Gam2Vel	1.7930	23000.	76	2710	No
216	GOM_NL__2PRFIN20020906_110702_000000422009_00151_02710_2746.N1	06-SEP-2002 11:07:02	Dark	41.500	46	Del Vel	1.9540	10600.	83	2710	No
217	GOM_NL__2PRFIN20020906_110859_000000412009_00151_02710_2747.N1	06-SEP-2002 11:08:59	Dark	41.000	2	Alp Car	-0.73600	7000.0	82	2710	No
218	GOM_NL__2PRFIN20020906_111902_000000372009_00152_02711_2717.N1	06-SEP-2002 11:19:02	Dark	37.000	135	Bet Hyi	2.8200	5800.0	74	2711	No
219	GOM_NL__2PRFIN20020906_112044_000000462009_00152_02711_2718.N1	06-SEP-2002 11:20:44	Dark	45.500	9	Alp Eri	0.45300	24000.	91	2711	No

220	GOM_NL__2PRFIN20020906_112436_000000452009_00152_02711_2719.N1	06-SEP-2002 11:24:36	Straylight	45.000	148	Alp Tuc	2.8780	4100.0	90	2711	No
221	GOM_NL__2PRFIN20020906_112638_000000552009_00152_02711_2720.N1	06-SEP-2002 11:26:38	Straylight	55.000	84	Alp Phe	2.3970	4500.0	110	2711	No
222	GOM_NL__2PRFIN20020906_112817_000000402009_00152_02711_2721.N1	06-SEP-2002 11:28:17	Straylight	40.000	31	Alp Gru	1.7340	15200.	80	2711	No
223	GOM_NL__2PRFIN20020906_113105_000000382009_00152_02711_2722.N1	06-SEP-2002 11:31:05	Straylight	38.000	172	Gam Gru	3.0030	13100.	76	2711	No
224	GOM_NL__2PRFIN20020906_113224_000000482009_00152_02711_2723.N1	06-SEP-2002 11:32:24	Straylight	47.500	18	24Alp PsA	1.1660	9700.0	95	2711	No
225	GOM_NL__2PRFIN20020906_113705_000000392009_00152_02711_2724.N1	06-SEP-2002 11:37:05	Bright	39.000	142	49Del Cap	2.8500	8900.0	78	2711	No
226	GOM_NL__2PRFIN20020906_114011_000000392009_00152_02711_2725.N1	06-SEP-2002 11:40:11	Bright	38.500	154	22Bet Aqr	2.8990	5700.0	77	2711	No
227	GOM_NL__2PRFIN20020906_114131_000000402009_00152_02711_2726.N1	06-SEP-2002 11:41:31	Bright	39.500	162	34Alp Aqr	2.9440	5350.0	79	2711	No
228	GOM_NL__2PRFIN20020906_114430_000000402009_00152_02711_2727.N1	06-SEP-2002 11:44:30	Bright	40.000	61	8Eps Peg	2.1000	3900.0	80	2711	No
229	GOM_NL__2PRFIN20020906_114651_000000432009_00152_02711_2728.N1	06-SEP-2002 11:46:51	Bright	43.000	90	54Alp Peg	2.4870	11000.	86	2711	No
230	GOM_NL__2PRFIN20020906_114940_000000632009_00152_02711_2729.N1	06-SEP-2002 11:49:40	Bright	62.500	140	88Gam Peg	2.8340	26000.	125	2711	No
231	GOM_NL__2PRFIN20020906_115328_000000382009_00152_02711_2730.N1	06-SEP-2002 11:53:28	Bright	38.000	66	37Gam Cyg	2.2080	5900.0	76	2711	No
232	GOM_NL__2PRFIN20020906_115439_000000382009_00152_02711_2731.N1	06-SEP-2002 11:54:39	Bright	38.000	19	50Alp Cyg	1.2460	10500.	76	2711	No
233	GOM_NL__2PRFIN20020906_115926_000000382009_00152_02711_2732.N1	06-SEP-2002 11:59:26	Bright	37.500	89	5Alp Cep	2.4510	8000.0	75	2711	No
234	GOM_NL__2PRFIN20020906_120133_000000442009_00152_02711_2733.N1	06-SEP-2002 12:01:33	Bright	44.000	74	11Bet Cas	2.2680	6600.0	88	2711	No
235	GOM_NL__2PRFIN20020906_120335_000000462009_00152_02711_2734.N1	06-SEP-2002 12:03:35	Bright	45.500	76	27Gam Cas	2.3000	30000.	91	2711	No
236	GOM_NL__2PRFIN20020906_120743_000000842009_00152_02711_2735.N1	06-SEP-2002 12:07:43	Bright	84.000	73	57Gam1And	2.2600	13100.	168	2711	No
237	GOM_NL__2PRFIN20020906_121031_000000572009_00152_02711_2736.N1	06-SEP-2002 12:10:31	Bright	57.000	160	23Gam Per	2.9300	4700.0	114	2711	No
238	GOM_NL__2PRFIN20020906_121240_000000682009_00152_02711_2737.N1	06-SEP-2002 12:12:40	Bright	68.000	35	33Alp Per	1.7950	6250.0	136	2711	No
239	GOM_NL__2PRFIN20020906_121516_000001012009_00152_02711_2738.N1	06-SEP-2002 12:15:16	Bright	101.00	79	26Bet Per	2.3100	13100.	202	2711	No
240	GOM_NL__2PRFIN20020906_121924_000000902009_00152_02711_2739.N1	06-SEP-2002 12:19:24	Bright	89.500	149	45Eps Per	2.8880	30000.	179	2711	No
241	GOM_NL__2PRFIN20020906_122418_000000412009_00152_02711_2740.N1	06-SEP-2002 12:24:18	Bright	40.500	24	66Alp Gem	1.5800	10200.	81	2711	No
242	GOM_NL__2PRFIN20020906_122709_000000832009_00152_02711_2741.N1	06-SEP-2002 12:27:09	Tw_i_and_stray	83.000	28	12Bet Tau	1.6500	15200.	166	2711	No
243	GOM_NL__2PRFIN20020906_123021_000000552009_00152_02711_2742.N1	06-SEP-2002 12:30:21	Tw_i_and_stray	54.500	44	24Gam Gem	1.9280	11000.	109	2711	No
244	GOM_NL__2PRFIN20020906_123216_000000472009_00152_02711_2743.N1	06-SEP-2002 12:32:16	Twilight	46.500	8	10Alp CMi	0.40000	6500.0	93	2711	No
245	GOM_NL__2PRFIN20020906_123536_000000802009_00152_02711_2744.N1	06-SEP-2002 12:35:36	Dark	79.500	14	58Alp Ori	0.87000	3000.0	159	2711	No
246	GOM_NL__2PRFIN20020906_124021_000000542009_00152_02711_2745.N1	06-SEP-2002 12:40:21	Dark	53.500	1	9Alp CMa	-1.4400	11000.	107	2711	No
247	GOM_NL__2PRFIN20020906_124149_000000532009_00152_02711_2746.N1	06-SEP-2002 12:41:49	Dark	52.500	47	2Bet CMa	1.9760	28000.	105	2711	No
248	GOM_NL__2PRFIN20020906_124405_000000392009_00152_02711_2747.N1	06-SEP-2002 12:44:05	Dark	38.500	70	Zet Pup	2.2460	39000.	77	2711	No
249	GOM_NL__2PRFIN20020906_124556_000000412009_00152_02711_2748.N1	06-SEP-2002 12:45:56	Dark	40.500	34	Gam2Vel	1.7930	23000.	81	2711	No
250	GOM_NL__2PRFIN20020906_124738_000000382009_00152_02711_2749.N1	06-SEP-2002 12:47:38	Dark	37.500	46	Del Vel	1.9540	10600.	75	2711	No
251	GOM_NL__2PRFIN20020906_124936_000000402009_00152_02711_2750.N1	06-SEP-2002 12:49:36	Dark	40.000	2	Alp Car	-0.73600	7000.0	80	2711	No
252	GOM_NL__2PRFIN20020906_125938_000000372009_00153_02712_2720.N1	06-SEP-2002 12:59:38	Dark	36.500	135	Bet Hyi	2.8200	5800.0	73	2712	No
253	GOM_NL__2PRFIN20020906_130121_000000532009_00153_02712_2721.N1	06-SEP-2002 13:01:21	Dark	53.000	9	Alp Eri	0.45300	24000.	106	2712	No
254	GOM_NL__2PRFIN20020906_130513_000000402009_00153_02712_2722.N1	06-SEP-2002 13:05:13	Straylight	39.500	148	Alp Tuc	2.8780	4100.0	79	2712	No
255	GOM_NL__2PRFIN20020906_130715_000000492009_00153_02712_2723.N1	06-SEP-2002 13:07:15	Straylight	48.500	84	Alp Phe	2.3970	4500.0	97	2712	No
256	GOM_NL__2PRFIN20020906_130854_000000392009_00153_02712_2724.N1	06-SEP-2002 13:08:54	Straylight	39.000	31	Alp Gru	1.7340	15200.	78	2712	No
257	GOM_NL__2PRFIN20020906_131142_000000382009_00153_02712_2725.N1	06-SEP-2002 13:11:42	Straylight	38.000	172	Gam Gru	3.0030	13100.	76	2712	No
258	GOM_NL__2PRFIN20020906_131301_000000502009_00153_02712_2726.N1	06-SEP-2002 13:13:01	Straylight	50.000	18	24Alp PsA	1.1660	9700.0	100	2712	No
259	GOM_NL__2PRFIN20020906_131742_000000412009_00153_02712_2727.N1	06-SEP-2002 13:17:42	Bright	40.500	142	49Del Cap	2.8500	8900.0	81	2712	No
260	GOM_NL__2PRFIN20020906_132047_000000382009_00153_02712_2728.N1	06-SEP-2002 13:20:47	Bright	38.000	154	22Bet Aqr	2.8990	5700.0	76	2712	No
261	GOM_NL__2PRFIN20020906_132207_000000382009_00153_02712_2729.N1	06-SEP-2002 13:22:07	Bright	38.000	162	34Alp Aqr	2.9440	5350.0	76	2712	No
262	GOM_NL__2PRFIN20020906_132506_000000372009_00153_02712_2730.N1	06-SEP-2002 13:25:06	Bright	36.500	61	8Eps Peg	2.1000	3900.0	73	2712	No
263	GOM_NL__2PRFIN20020906_132727_000000452009_00153_02712_2731.N1	06-SEP-2002 13:27:27	Bright	44.500	90	54Alp Peg	2.4870	11000.	89	2712	No
264	GOM_NL__2PRFIN20020906_133015_000000622009_00153_02712_2732.N1	06-SEP-2002 13:30:15	Bright	62.000	140	88Gam Peg	2.8340	26000.	124	2712	No
265	GOM_NL__2PRFIN20020906_133405_000000372009_00153_02712_2733.N1	06-SEP-2002 13:34:05	Bright	37.000	66	37Gam Cyg	2.2080	5900.0	74	2712	No
266	GOM_NL__2PRFIN20020906_133516_000000342009_00153_02712_2734.N1	06-SEP-2002 13:35:16	Bright	34.000	19	50Alp Cyg	1.2460	10500.	68	2712	No
267	GOM_NL__2PRFIN20020906_134002_000000382009_00153_02712_2735.N1	06-SEP-2002 13:40:02	Bright	37.500	89	5Alp Cep	2.4510	8000.0	75	2712	No
268	GOM_NL__2PRFIN20020906_134209_000000452009_00153_02712_2736.N1	06-SEP-2002 13:42:09	Bright	45.000	74	11Bet Cas	2.2680	6600.0	90	2712	No
269	GOM_NL__2PRFIN20020906_134411_000000452009_00153_02712_2737.N1	06-SEP-2002 13:44:11	Bright	45.000	76	27Gam Cas	2.3000	30000.	90	2712	No
270	GOM_NL__2PRFIN20020906_134817_000000842009_00153_02712_2738.N1	06-SEP-2002 13:48:17	Bright	84.000	73	57Gam1And	2.2600	13100.	168	2712	No
271	GOM_NL__2PRFIN20020906_135315_000000672009_00153_02712_2739.N1	06-SEP-2002 13:53:15	Bright	67.000	35	33Alp Per	1.7950	6250.0	134	2712	No
272	GOM_NL__2PRFIN20020906_135551_000001042009_00153_02712_2740.N1	06-SEP-2002 13:55:51	Bright	104.00	79	26Bet Per	2.3100	13100.	208	2712	No
273	GOM_NL__2PRFIN20020906_140000_000000952009_00153_02712_2741.N1	06-SEP-2002 14:00:00	Bright	94.500	149	45Eps Per	2.8880	30000.	189	2712	No
274	GOM_NL__2PRFIN20020906_140455_000000372009_00153_02712_2742.N1	06-SEP-2002 14:04:55	Bright	37.000	24	66Alp Gem	1.5800	10200.	74	2712	No
275	GOM_NL__2PRFIN20020906_140745_000000802009_00153_02712_2743.N1	06-SEP-2002 14:07:45	Tw_i_and_stray	79.500	28	12Bet Tau	1.6500	15200.	159	2712	No
276	GOM_NL__2PRFIN20020906_141058_000000552009_00153_02712_2744.N1	06-SEP-2002 14:10:58	Tw_i_and_stray	55.000	44	24Gam Gem	1.9280	11000.	110	2712	No
277	GOM_NL__2PRFIN20020906_141253_000000482009_00153_02712_2745.N1	06-SEP-2002 14:12:53	Twilight	48.000	8	10Alp CMi	0.40000	6500.0	96	2712	No
278	GOM_NL__2PRFIN20020906_141613_000000862009_00153_02712_2746.N1	06-SEP-2002 14:16:13	Dark	85.500	14	58Alp Ori	0.87000	3000.0	171	2712	No

279	GOM_NL__2PRFIN20020906_142058_000000512009_00153_02712_2747.N1	06-SEP-2002 14:20:58	Dark	51.000	1	9Alp CMa	-1.4400	11000.	102	2712	No
280	GOM_NL__2PRFIN20020906_142226_000000512009_00153_02712_2748.N1	06-SEP-2002 14:22:26	Dark	50.500	47	2Bet CMa	1.9760	28000.	101	2712	No
281	GOM_NL__2PRFIN20020906_142441_000000402009_00153_02712_2749.N1	06-SEP-2002 14:24:41	Dark	40.000	70	Zet Pup	2.2460	39000.	80	2712	No
282	GOM_NL__2PRFIN20020906_142632_000000392009_00153_02712_2750.N1	06-SEP-2002 14:26:32	Dark	39.000	34	Gam2Vel	1.7930	23000.	78	2712	No
283	GOM_NL__2PRFIN20020906_142814_000000412009_00153_02712_2751.N1	06-SEP-2002 14:28:14	Dark	41.000	46	Del Vel	1.9540	10600.	82	2712	No
284	GOM_NL__2PRFIN20020906_143013_000000502009_00153_02712_2752.N1	06-SEP-2002 14:30:13	Dark	50.000	2	Alp Car	-0.73600	7000.0	100	2712	No
285	GOM_NL__2PRFIN20020906_144014_000000392009_00154_02713_8607.N1	06-SEP-2002 14:40:14	Dark	38.500	135	Bet Hyi	2.8200	5800.0	77	2713	No
286	GOM_NL__2PRFIN20020906_144157_000000442009_00154_02713_8608.N1	06-SEP-2002 14:41:57	Dark	43.500	9	Alp Eri	0.45300	24000.	87	2713	No
287	GOM_NL__2PRFIN20020906_144549_000000402009_00154_02713_8609.N1	06-SEP-2002 14:45:49	Straylight	39.500	148	Alp Tuc	2.8780	4100.0	79	2713	No
288	GOM_NL__2PRFIN20020906_144752_000000452009_00154_02713_8610.N1	06-SEP-2002 14:47:52	Straylight	45.000	84	Alp Phe	2.3970	4500.0	90	2713	No
289	GOM_NL__2PRFIN20020906_144930_000000432009_00154_02713_8611.N1	06-SEP-2002 14:49:30	Straylight	43.000	31	Alp Gru	1.7340	15200.	86	2713	No
290	GOM_NL__2PRFIN20020906_145218_000000392009_00154_02713_8612.N1	06-SEP-2002 14:52:18	Straylight	38.500	172	Gam Gru	3.0030	13100.	77	2713	No
291	GOM_NL__2PRFIN20020906_145337_000000482009_00154_02713_8613.N1	06-SEP-2002 14:53:37	Straylight	47.500	18	24Alp PsA	1.1660	9700.0	95	2713	No
292	GOM_NL__2PRFIN20020906_145818_000000402009_00154_02713_2721.N1	06-SEP-2002 14:58:18	Bright	40.000	142	49Del Cap	2.8500	8900.0	80	2713	No
293	GOM_NL__2PRFIN20020906_150123_000000382009_00154_02713_2722.N1	06-SEP-2002 15:01:23	Bright	37.500	154	22Bet Aqr	2.8990	5700.0	75	2713	No
294	GOM_NL__2PRFIN20020906_150243_000000392009_00154_02713_2723.N1	06-SEP-2002 15:02:43	Bright	39.000	162	34Alp Aqr	2.9440	5350.0	78	2713	No
295	GOM_NL__2PRFIN20020906_150542_000000382009_00154_02713_2724.N1	06-SEP-2002 15:05:42	Bright	37.500	61	8Eps Peg	2.1000	3900.0	75	2713	No
296	GOM_NL__2PRFIN20020906_150803_000000452009_00154_02713_2725.N1	06-SEP-2002 15:08:03	Bright	44.500	90	54Alp Peg	2.4870	11000.	89	2713	No
297	GOM_NL__2PRFIN20020906_151050_000000612009_00154_02713_2726.N1	06-SEP-2002 15:10:50	Bright	61.000	140	88Gam Peg	2.8340	26000.	122	2713	No
298	GOM_NL__2PRFIN20020906_151440_000000382009_00154_02713_2727.N1	06-SEP-2002 15:14:40	Bright	38.000	66	37Gam Cyg	2.2080	5900.0	76	2713	No
299	GOM_NL__2PRFIN20020906_151550_000000392009_00154_02713_2728.N1	06-SEP-2002 15:15:50	Bright	38.500	19	50Alp Cyg	1.2460	10500.	77	2713	No
300	GOM_NL__2PRFIN20020906_152037_000000382009_00154_02713_2729.N1	06-SEP-2002 15:20:37	Bright	38.000	89	5Alp Cep	2.4510	8000.0	76	2713	No
301	GOM_NL__2PRFIN20020906_152243_000000462009_00154_02713_2730.N1	06-SEP-2002 15:22:43	Bright	45.500	74	11Bet Cas	2.2680	6600.0	91	2713	No
302	GOM_NL__2PRFIN20020906_152445_000000462009_00154_02713_2731.N1	06-SEP-2002 15:24:45	Bright	46.000	76	27Gam Cas	2.3000	30000.	92	2713	No
303	GOM_NL__2PRFIN20020906_152851_000000872009_00154_02713_2732.N1	06-SEP-2002 15:28:51	Bright	86.500	73	57Gam1And	2.2600	13100.	173	2713	No
304	GOM_NL__2PRFIN20020906_153140_000000612009_00154_02713_2733.N1	06-SEP-2002 15:31:40	Bright	61.000	160	23Gam Per	2.9300	4700.0	122	2713	No
305	GOM_NL__2PRFIN20020906_153349_000000662009_00154_02713_2734.N1	06-SEP-2002 15:33:49	Bright	65.500	35	33Alp Per	1.7950	6250.0	131	2713	No
306	GOM_NL__2PRFIN20020906_153625_000001052009_00154_02713_2735.N1	06-SEP-2002 15:36:25	Bright	105.00	79	26Bet Per	2.3100	13100.	210	2713	No
307	GOM_NL__2PRFIN20020906_154034_000000872009_00154_02713_2736.N1	06-SEP-2002 15:40:34	Bright	86.500	149	45Eps Per	2.8880	30000.	173	2713	No
308	GOM_NL__2PRFIN20020906_154528_000000432009_00154_02713_2737.N1	06-SEP-2002 15:45:28	Bright	43.000	24	66Alp Gem	1.5800	10200.	86	2713	No
309	GOM_NL__2PRFIN20020906_154821_000000802009_00154_02713_2738.N1	06-SEP-2002 15:48:21	Tw_i_and_stray	80.000	28	12Bet Tau	1.6500	15200.	160	2713	No
310	GOM_NL__2PRFIN20020906_155132_000000602009_00154_02713_2739.N1	06-SEP-2002 15:51:32	Tw_i_and_stray	59.500	44	24Gam Gem	1.9280	11000.	119	2713	No
311	GOM_NL__2PRFIN20020906_155325_000000562009_00154_02713_2740.N1	06-SEP-2002 15:53:25	Twilight	56.000	8	10Alp CMi	0.40000	6500.0	112	2713	No
312	GOM_NL__2PRFIN20020906_155649_000000902009_00154_02713_2741.N1	06-SEP-2002 15:56:49	Dark	90.000	14	58Alp Ori	0.87000	3000.0	180	2713	No
313	GOM_NL__2PRFIN20020906_160131_000000622009_00154_02713_2742.N1	06-SEP-2002 16:01:31	Dark	62.000	1	9Alp CMa	-1.4400	11000.	124	2713	No
314	GOM_NL__2PRFIN20020906_160300_000000532009_00154_02713_2743.N1	06-SEP-2002 16:03:00	Dark	53.000	47	2Bet CMa	1.9760	28000.	106	2713	No
315	GOM_NL__2PRFIN20020906_160516_000000412009_00154_02713_2744.N1	06-SEP-2002 16:05:16	Dark	41.000	70	Zet Pup	2.2460	39000.	82	2713	No
316	GOM_NL__2PRFIN20020906_160708_000000402009_00154_02713_2745.N1	06-SEP-2002 16:07:08	Dark	40.000	34	Gam2Vel	1.7930	23000.	80	2713	No
317	GOM_NL__2PRFIN20020906_160849_000000402009_00154_02713_2746.N1	06-SEP-2002 16:08:49	Dark	40.000	46	Del Vel	1.9540	10600.	80	2713	No
318	GOM_NL__2PRFIN20020906_161049_000000502009_00154_02713_2747.N1	06-SEP-2002 16:10:49	Dark	49.500	2	Alp Car	-0.73600	7000.0	99	2713	No
319	GOM_NL__2PRFIN20020906_162049_000000382009_00155_02714_2736.N1	06-SEP-2002 16:20:49	Dark	38.000	135	Bet Hyi	2.8200	5800.0	76	2714	No
320	GOM_NL__2PRFIN20020906_162233_000000492009_00155_02714_2737.N1	06-SEP-2002 16:22:33	Dark	48.500	9	Alp Eri	0.45300	24000.	97	2714	No
321	GOM_NL__2PRFIN20020906_162625_000000402009_00155_02714_2738.N1	06-SEP-2002 16:26:25	Straylight	39.500	148	Alp Tuc	2.8780	4100.0	79	2714	No
322	GOM_NL__2PRFIN20020906_162826_000000532009_00155_02714_2739.N1	06-SEP-2002 16:28:26	Straylight	52.500	84	Alp Phe	2.3970	4500.0	105	2714	No
323	GOM_NL__2PRFIN20020906_163006_000000382009_00155_02714_2740.N1	06-SEP-2002 16:30:06	Straylight	37.500	31	Alp Gru	1.7340	15200.	75	2714	No
324	GOM_NL__2PRFIN20020906_163253_000000382009_00155_02714_2741.N1	06-SEP-2002 16:32:53	Straylight	38.000	172	Gam Gru	3.0030	13100.	76	2714	No
325	GOM_NL__2PRFIN20020906_163412_000000502009_00155_02714_2742.N1	06-SEP-2002 16:34:12	Straylight	50.000	18	24Alp PsA	1.1660	9700.0	100	2714	No
326	GOM_NL__2PRFIN20020906_163852_000000432009_00155_02714_2743.N1	06-SEP-2002 16:38:52	Bright	43.000	142	49Del Cap	2.8500	8900.0	86	2714	No
327	GOM_NL__2PRFIN20020906_164158_000000392009_00155_02714_2744.N1	06-SEP-2002 16:41:58	Bright	39.000	154	22Bet Aqr	2.8990	5700.0	78	2714	No
328	GOM_NL__2PRFIN20020906_164317_000000412009_00155_02714_2745.N1	06-SEP-2002 16:43:17	Bright	41.000	162	34Alp Aqr	2.9440	5350.0	82	2714	No
329	GOM_NL__2PRFIN20020906_164617_000000392009_00155_02714_2746.N1	06-SEP-2002 16:46:17	Bright	39.000	61	8Eps Peg	2.1000	3900.0	78	2714	No
330	GOM_NL__2PRFIN20020906_164837_000000462009_00155_02714_2747.N1	06-SEP-2002 16:48:37	Bright	46.000	90	54Alp Peg	2.4870	11000.	92	2714	No
331	GOM_NL__2PRFIN20020906_165125_000000642009_00155_02714_2748.N1	06-SEP-2002 16:51:25	Bright	64.000	140	88Gam Peg	2.8340	26000.	128	2714	No
332	GOM_NL__2PRFIN20020906_165516_000000392009_00155_02714_2749.N1	06-SEP-2002 16:55:16	Bright	38.500	66	37Gam Cyg	2.2080	5900.0	77	2714	No
333	GOM_NL__2PRFIN20020906_165625_000000402009_00155_02714_2750.N1	06-SEP-2002 16:56:25	Bright	40.000	19	50Alp Cyg	1.2460	10500.	80	2714	No
334	GOM_NL__2PRFIN20020906_170112_000000392009_00155_02714_2751.N1	06-SEP-2002 17:01:12	Bright	38.500	89	5Alp Cep	2.4510	8000.0	77	2714	No
335	GOM_NL__2PRFIN20020906_170319_000000442009_00155_02714_2752.N1	06-SEP-2002 17:03:19	Bright	43.500	74	11Bet Cas	2.2680	6600.0	87	2714	No
336	GOM_NL__2PRFIN20020906_170520_000000462009_00155_02714_2753.N1	06-SEP-2002 17:05:20	Bright	45.500	76	27Gam Cas	2.3000	30000.	91	2714	No
337	GOM_NL__2PRFIN20020906_170925_000000852009_00155_02714_2754.N1	06-SEP-2002 17:09:25	Bright	84.500	73	57Gam1And	2.2600	13100.	169	2714	No

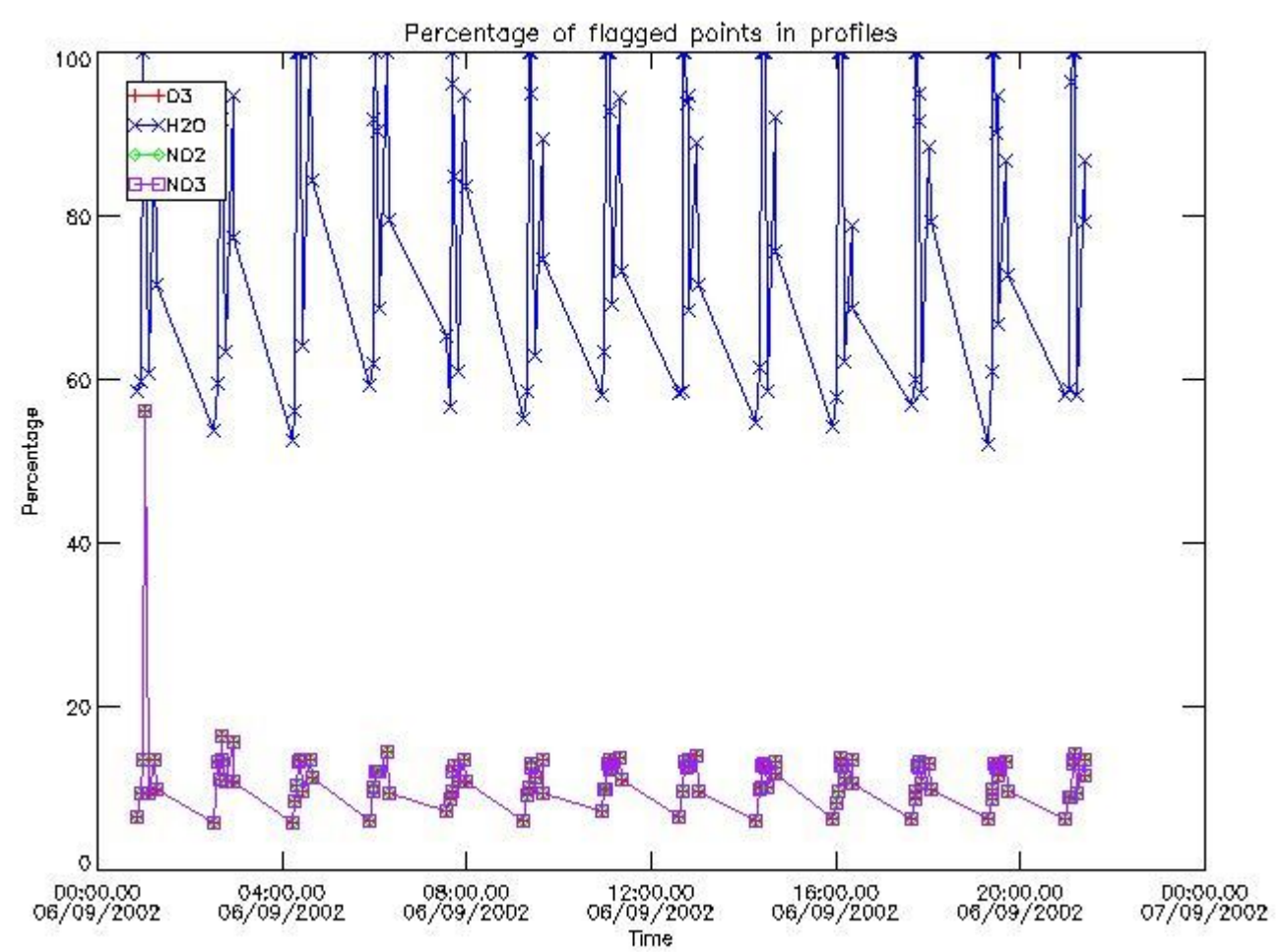
338	GOM_NL__2PRFIN20020906_171215_000000592009_00155_02714_2755.N1	06-SEP-2002 17:12:15	Bright	59.000	160	23Gam Per	2.9300	4700.0	118	2714	No
339	GOM_NL__2PRFIN20020906_171424_000000672009_00155_02714_2756.N1	06-SEP-2002 17:14:24	Bright	67.000	35	33Alp Per	1.7950	6250.0	134	2714	No
340	GOM_NL__2PRFIN20020906_171659_000001102009_00155_02714_2757.N1	06-SEP-2002 17:16:59	Bright	110.00	79	26Bet Per	2.3100	13100.	220	2714	No
341	GOM_NL__2PRFIN20020906_172110_000000932009_00155_02714_2758.N1	06-SEP-2002 17:21:10	Bright	92.500	149	45Eps Per	2.8880	30000.	185	2714	No
342	GOM_NL__2PRFIN20020906_172605_000000442009_00155_02714_2759.N1	06-SEP-2002 17:26:05	Bright	43.500	24	66Alp Gem	1.5800	10200.	87	2714	No
343	GOM_NL__2PRFIN20020906_172857_000000842009_00155_02714_2760.N1	06-SEP-2002 17:28:57	Twilight	83.500	28	12Bet Tau	1.6500	15200.	167	2714	No
344	GOM_NL__2PRFIN20020906_173209_000000592009_00155_02714_2761.N1	06-SEP-2002 17:32:09	Twilight	58.500	44	24Gam Gem	1.9280	11000.	117	2714	No
345	GOM_NL__2PRFIN20020906_173401_000000542009_00155_02714_2762.N1	06-SEP-2002 17:34:01	Twilight	53.500	8	10Alp CMi	0.40000	6500.0	107	2714	No
346	GOM_NL__2PRFIN20020906_173727_000000822009_00155_02714_2763.N1	06-SEP-2002 17:37:27	Dark	81.500	14	58Alp Ori	0.87000	3000.0	163	2714	No
347	GOM_NL__2PRFIN20020906_174208_000000582009_00155_02714_2764.N1	06-SEP-2002 17:42:08	Dark	58.000	1	9Alp CMa	-1.4400	11000.	116	2714	No
348	GOM_NL__2PRFIN20020906_174338_000000542009_00155_02714_2765.N1	06-SEP-2002 17:43:38	Dark	53.500	47	2Bet CMa	1.9760	28000.	107	2714	No
349	GOM_NL__2PRFIN20020906_174553_000000402009_00155_02714_2766.N1	06-SEP-2002 17:45:53	Dark	40.000	70	Zet Pup	2.2460	39000.	80	2714	No
350	GOM_NL__2PRFIN20020906_174744_000000422009_00155_02714_2767.N1	06-SEP-2002 17:47:44	Dark	42.000	34	Gam2Vel	1.7930	23000.	84	2714	No
351	GOM_NL__2PRFIN20020906_174925_000000412009_00155_02714_2768.N1	06-SEP-2002 17:49:25	Dark	40.500	46	Del Vel	1.9540	10600.	81	2714	No
352	GOM_NL__2PRFIN20020906_175125_000000492009_00155_02714_2769.N1	06-SEP-2002 17:51:25	Dark	48.500	2	Alp Car	-0.73600	7000.0	97	2714	No
353	GOM_NL__2PRFIN20020906_180125_000000392009_00156_02715_8608.N1	06-SEP-2002 18:01:25	Dark	39.000	135	Bet Hyi	2.8200	5800.0	78	2715	No
354	GOM_NL__2PRFIN20020906_180309_000000512009_00156_02715_8609.N1	06-SEP-2002 18:03:09	Dark	51.000	9	Alp Eri	0.45300	24000.	102	2715	No
355	GOM_NL__2PRFIN20020906_180701_000000382009_00156_02715_8610.N1	06-SEP-2002 18:07:01	Straylight	38.000	148	Alp Tuc	2.8780	4100.0	76	2715	No
356	GOM_NL__2PRFIN20020906_180902_000000582009_00156_02715_8611.N1	06-SEP-2002 18:09:02	Straylight	57.500	84	Alp Phe	2.3970	4500.0	115	2715	No
357	GOM_NL__2PRFIN20020906_181042_000000452009_00156_02715_2740.N1	06-SEP-2002 18:10:42	Straylight	44.500	31	Alp Gru	1.7340	15200.	89	2715	No
358	GOM_NL__2PRFIN20020906_181329_000000412009_00156_02715_2741.N1	06-SEP-2002 18:13:29	Straylight	41.000	172	Gam Gru	3.0030	13100.	82	2715	No
359	GOM_NL__2PRFIN20020906_181448_000000492009_00156_02715_2742.N1	06-SEP-2002 18:14:48	Straylight	48.500	18	24Alp PsA	1.1660	9700.0	97	2715	No
360	GOM_NL__2PRFIN20020906_181928_000000432009_00156_02715_2743.N1	06-SEP-2002 18:19:28	Bright	42.500	142	49Del Cap	2.8500	8900.0	85	2715	No
361	GOM_NL__2PRFIN20020906_182234_000000412009_00156_02715_2744.N1	06-SEP-2002 18:22:34	Bright	40.500	154	22Bet Aqr	2.8990	5700.0	81	2715	No
362	GOM_NL__2PRFIN20020906_182353_000000412009_00156_02715_2745.N1	06-SEP-2002 18:23:53	Bright	41.000	162	34Alp Aqr	2.9440	5350.0	82	2715	No
363	GOM_NL__2PRFIN20020906_182653_000000392009_00156_02715_2746.N1	06-SEP-2002 18:26:53	Bright	38.500	61	8Eps Peg	2.1000	3900.0	77	2715	No
364	GOM_NL__2PRFIN20020906_182913_000000452009_00156_02715_2747.N1	06-SEP-2002 18:29:13	Bright	45.000	90	54Alp Peg	2.4870	11000.	90	2715	No
365	GOM_NL__2PRFIN20020906_183159_000000632009_00156_02715_2748.N1	06-SEP-2002 18:31:59	Bright	63.000	140	88Gam Peg	2.8340	26000.	126	2715	No
366	GOM_NL__2PRFIN20020906_183552_000000382009_00156_02715_2749.N1	06-SEP-2002 18:35:52	Bright	37.500	66	37Gam Cyg	2.2080	5900.0	75	2715	No
367	GOM_NL__2PRFIN20020906_183702_000000402009_00156_02715_2750.N1	06-SEP-2002 18:37:02	Bright	40.000	19	50Alp Cyg	1.2460	10500.	80	2715	No
368	GOM_NL__2PRFIN20020906_184149_000000392009_00156_02715_2751.N1	06-SEP-2002 18:41:49	Bright	38.500	89	5Alp Cep	2.4510	8000.0	77	2715	No
369	GOM_NL__2PRFIN20020906_184353_000000462009_00156_02715_2752.N1	06-SEP-2002 18:43:53	Bright	45.500	74	11Bet Cas	2.2680	6600.0	91	2715	No
370	GOM_NL__2PRFIN20020906_184556_000000462009_00156_02715_2753.N1	06-SEP-2002 18:45:56	Bright	46.000	76	27Gam Cas	2.3000	30000.	92	2715	No
371	GOM_NL__2PRFIN20020906_184959_000000882009_00156_02715_2754.N1	06-SEP-2002 18:49:59	Bright	88.000	73	57Gam1And	2.2600	13100.	176	2715	No
372	GOM_NL__2PRFIN20020906_185250_000000592009_00156_02715_2755.N1	06-SEP-2002 18:52:50	Bright	59.000	160	23Gam Per	2.9300	4700.0	118	2715	No
373	GOM_NL__2PRFIN20020906_185459_000000662009_00156_02715_2756.N1	06-SEP-2002 18:54:59	Bright	66.000	35	33Alp Per	1.7950	6250.0	132	2715	No
374	GOM_NL__2PRFIN20020906_185733_000001072009_00156_02715_2757.N1	06-SEP-2002 18:57:33	Bright	107.00	79	26Bet Per	2.3100	13100.	214	2715	No
375	GOM_NL__2PRFIN20020906_190145_000000922009_00156_02715_2758.N1	06-SEP-2002 19:01:45	Bright	91.500	149	45Eps Per	2.8880	30000.	183	2715	No
376	GOM_NL__2PRFIN20020906_190641_000000402009_00156_02715_2759.N1	06-SEP-2002 19:06:41	Bright	40.000	24	66Alp Gem	1.5800	10200.	80	2715	No
377	GOM_NL__2PRFIN20020906_190934_000000782009_00156_02715_2760.N1	06-SEP-2002 19:09:34	Twilight	77.500	28	12Bet Tau	1.6500	15200.	155	2715	No
378	GOM_NL__2PRFIN20020906_191245_000000562009_00156_02715_2761.N1	06-SEP-2002 19:12:45	Twilight	55.500	44	24Gam Gem	1.9280	11000.	111	2715	No
379	GOM_NL__2PRFIN20020906_191439_000000552009_00156_02715_2762.N1	06-SEP-2002 19:14:39	Twilight	55.000	8	10Alp CMi	0.40000	6500.0	110	2715	No
380	GOM_NL__2PRFIN20020906_191804_000000912009_00156_02715_2763.N1	06-SEP-2002 19:18:04	Dark	91.000	14	58Alp Ori	0.87000	3000.0	182	2715	No
381	GOM_NL__2PRFIN20020906_192244_000000582009_00156_02715_2764.N1	06-SEP-2002 19:22:44	Dark	58.000	1	9Alp CMa	-1.4400	11000.	116	2715	No
382	GOM_NL__2PRFIN20020906_192415_000000522009_00156_02715_2765.N1	06-SEP-2002 19:24:15	Dark	52.000	47	2Bet CMa	1.9760	28000.	104	2715	No
383	GOM_NL__2PRFIN20020906_192629_000000402009_00156_02715_2766.N1	06-SEP-2002 19:26:29	Dark	39.500	70	Zet Pup	2.2460	39000.	79	2715	No
384	GOM_NL__2PRFIN20020906_192820_000000412009_00156_02715_2767.N1	06-SEP-2002 19:28:20	Dark	40.500	34	Gam2Vel	1.7930	23000.	81	2715	No
385	GOM_NL__2PRFIN20020906_193002_000000392009_00156_02715_2768.N1	06-SEP-2002 19:30:02	Dark	39.000	46	Del Vel	1.9540	10600.	78	2715	No
386	GOM_NL__2PRFIN20020906_193201_000000442009_00156_02715_2769.N1	06-SEP-2002 19:32:01	Dark	44.000	2	Alp Car	-0.73600	7000.0	88	2715	No
387	GOM_NL__2PRFIN20020906_194201_000000392009_00157_02716_2740.N1	06-SEP-2002 19:42:01	Dark	38.500	135	Bet Hyi	2.8200	5800.0	77	2716	No
388	GOM_NL__2PRFIN20020906_194345_000000542009_00157_02716_2741.N1	06-SEP-2002 19:43:45	Dark	53.500	9	Alp Eri	0.45300	24000.	107	2716	No
389	GOM_NL__2PRFIN20020906_194737_000000392009_00157_02716_2742.N1	06-SEP-2002 19:47:37	Straylight	38.500	148	Alp Tuc	2.8780	4100.0	77	2716	No
390	GOM_NL__2PRFIN20020906_194939_000000572009_00157_02716_2743.N1	06-SEP-2002 19:49:39	Straylight	56.500	84	Alp Phe	2.3970	4500.0	113	2716	No
391	GOM_NL__2PRFIN20020906_195118_000000402009_00157_02716_2744.N1	06-SEP-2002 19:51:18	Straylight	40.000	31	Alp Gru	1.7340	15200.	80	2716	No
392	GOM_NL__2PRFIN20020906_195406_000000412009_00157_02716_2745.N1	06-SEP-2002 19:54:06	Straylight	40.500	172	Gam Gru	3.0030	13100.	81	2716	No
393	GOM_NL__2PRFIN20020906_195524_000000492009_00157_02716_2746.N1	06-SEP-2002 19:55:24	Straylight	48.500	18	24Alp PsA	1.1660	9700.0	97	2716	No
394	GOM_NL__2PRFIN20020906_200005_000000442009_00157_02716_2747.N1	06-SEP-2002 20:00:05	Bright	43.500	142	49Del Cap	2.8500	8900.0	87	2716	No
395	GOM_NL__2PRFIN20020906_200310_000000402009_00157_02716_2748.N1	06-SEP-2002 20:03:10	Bright	39.500	154	22Bet Aqr	2.8990	5700.0	79	2716	No
396	GOM_NL__2PRFIN20020906_200429_000000412009_00157_02716_2749.N1	06-SEP-2002 20:04:29	Bright	40.500	162	34Alp Aqr	2.9440	5350.0	81	2716	No

397	GOM_NL__2PRFIN20020906_200729_000000402009_00157_02716_2750.N1	06-SEP-2002 20:07:29	Bright	39.500	61	8Eps Peg	2.1000	3900.0	79	2716	No
398	GOM_NL__2PRFIN20020906_200947_000000462009_00157_02716_2751.N1	06-SEP-2002 20:09:47	Bright	46.000	90	54Alp Peg	2.4870	11000.	92	2716	No
399	GOM_NL__2PRFIN20020906_201234_000000642009_00157_02716_2752.N1	06-SEP-2002 20:12:34	Bright	63.500	140	88Gam Peg	2.8340	26000.	127	2716	No
400	GOM_NL__2PRFIN20020906_201629_000000352009_00157_02716_2753.N1	06-SEP-2002 20:16:29	Bright	35.000	66	37Gam Cyg	2.2080	5900.0	70	2716	No
401	GOM_NL__2PRFIN20020906_201738_000000372009_00157_02716_2754.N1	06-SEP-2002 20:17:38	Bright	37.000	19	50Alp Cyg	1.2460	10500.	74	2716	No
402	GOM_NL__2PRFIN20020906_202224_000000382009_00157_02716_2755.N1	06-SEP-2002 20:22:24	Bright	37.500	89	5Alp Cep	2.4510	8000.0	75	2716	No
403	GOM_NL__2PRFIN20020906_202426_000000482009_00157_02716_2756.N1	06-SEP-2002 20:24:26	Bright	48.000	74	11Bet Cas	2.2680	6600.0	96	2716	No
404	GOM_NL__2PRFIN20020906_202630_000000462009_00157_02716_2757.N1	06-SEP-2002 20:26:30	Bright	45.500	76	27Gam Cas	2.3000	30000.	91	2716	No
405	GOM_NL__2PRFIN20020906_203033_000000862009_00157_02716_2758.N1	06-SEP-2002 20:30:33	Bright	86.000	73	57Gam1And	2.2600	13100.	172	2716	No
406	GOM_NL__2PRFIN20020906_203325_000000612009_00157_02716_2759.N1	06-SEP-2002 20:33:25	Bright	61.000	160	23Gam Per	2.9300	4700.0	122	2716	No
407	GOM_NL__2PRFIN20020906_203534_000000682009_00157_02716_2760.N1	06-SEP-2002 20:35:34	Bright	68.000	35	33Alp Per	1.7950	6250.0	136	2716	No
408	GOM_NL__2PRFIN20020906_203807_000001072009_00157_02716_2761.N1	06-SEP-2002 20:38:07	Bright	106.50	79	26Bet Per	2.3100	13100.	213	2716	No
409	GOM_NL__2PRFIN20020906_204220_000000962009_00157_02716_2762.N1	06-SEP-2002 20:42:20	Bright	96.000	149	45Eps Per	2.8880	30000.	192	2716	No
410	GOM_NL__2PRFIN20020906_204715_000000462009_00157_02716_2763.N1	06-SEP-2002 20:47:15	Bright	46.000	24	66Alp Gem	1.5800	10200.	92	2716	No
411	GOM_NL__2PRFIN20020906_205010_000000822009_00157_02716_2764.N1	06-SEP-2002 20:50:10	Twilight	81.500	28	12Bet Tau	1.6500	15200.	163	2716	No
412	GOM_NL__2PRFIN20020906_205321_000000562009_00157_02716_2765.N1	06-SEP-2002 20:53:21	Twilight	56.000	44	24Gam Gem	1.9280	11000.	112	2716	No
413	GOM_NL__2PRFIN20020906_205516_000000532009_00157_02716_2766.N1	06-SEP-2002 20:55:16	Twilight	53.000	8	10Alp CMi	0.40000	6500.0	106	2716	No
414	GOM_NL__2PRFIN20020906_205840_000000822009_00157_02716_2767.N1	06-SEP-2002 20:58:40	Dark	81.500	14	58Alp Ori	0.87000	3000.0	163	2716	No
415	GOM_NL__2PRFIN20020906_210323_000000582009_00157_02716_2768.N1	06-SEP-2002 21:03:23	Dark	57.500	1	9Alp CMa	-1.4400	11000.	115	2716	No
416	GOM_NL__2PRFIN20020906_210449_000000582009_00157_02716_2769.N1	06-SEP-2002 21:04:49	Dark	57.500	47	2Bet CMa	1.9760	28000.	115	2716	No
417	GOM_NL__2PRFIN20020906_210705_000000422009_00157_02716_2770.N1	06-SEP-2002 21:07:05	Dark	41.500	70	Zet Pup	2.2460	39000.	83	2716	No
418	GOM_NL__2PRFIN20020906_210856_000000392009_00157_02716_2771.N1	06-SEP-2002 21:08:56	Dark	39.000	34	Gam2Vel	1.7930	23000.	78	2716	No
419	GOM_NL__2PRFIN20020906_211037_000000402009_00157_02716_2772.N1	06-SEP-2002 21:10:37	Dark	39.500	46	Del Vel	1.9540	10600.	79	2716	No
420	GOM_NL__2PRFIN20020906_211237_000000542009_00157_02716_2773.N1	06-SEP-2002 21:12:37	Dark	54.000	2	Alp Car	-0.73600	7000.0	108	2716	No
421	GOM_NL__2PRFIN20020906_212238_000000382009_00158_02717_2736.N1	06-SEP-2002 21:22:38	Dark	38.000	135	Bet Hyi	2.8200	5800.0	76	2717	No
422	GOM_NL__2PRFIN20020906_212422_000000442009_00158_02717_2737.N1	06-SEP-2002 21:24:22	Dark	44.000	9	Alp Eri	0.45300	24000.	88	2717	No
423	GOM_NL__2PRFIN20020906_212813_000000382009_00158_02717_2738.N1	06-SEP-2002 21:28:13	Straylight	38.000	148	Alp Tuc	2.8780	4100.0	76	2717	No
424	GOM_NL__2PRFIN20020906_213017_000000482009_00158_02717_2739.N1	06-SEP-2002 21:30:17	Straylight	48.000	84	Alp Phe	2.3970	4500.0	96	2717	No
425	GOM_NL__2PRFIN20020906_231230_000000422009_00159_02718_2749.N1	06-SEP-2002 23:12:30	Straylight	42.000	31	Alp Gru	1.7340	15200.	84	2718	No
426	GOM_NL__2PRFIN20020906_231518_000000392009_00159_02718_2750.N1	06-SEP-2002 23:15:18	Straylight	39.000	172	Gam Gru	3.0030	13100.	78	2718	No
427	GOM_NL__2PRFIN20020906_231636_000000472009_00159_02718_2751.N1	06-SEP-2002 23:16:36	Straylight	47.000	18	24Alp PsA	1.1660	9700.0	94	2718	No
428	GOM_NL__2PRFIN20020906_232116_000000412009_00159_02718_2752.N1	06-SEP-2002 23:21:16	Bright	41.000	142	49Del Cap	2.8500	8900.0	82	2718	No
429	GOM_NL__2PRFIN20020906_232422_000000392009_00159_02718_2753.N1	06-SEP-2002 23:24:22	Bright	39.000	154	22Bet Aqr	2.8990	5700.0	78	2718	No
430	GOM_NL__2PRFIN20020906_232541_000000412009_00159_02718_2754.N1	06-SEP-2002 23:25:41	Bright	41.000	162	34Alp Aqr	2.9440	5350.0	82	2718	No
431	GOM_NL__2PRFIN20020906_232840_000000392009_00159_02718_2755.N1	06-SEP-2002 23:28:40	Bright	39.000	61	8Eps Peg	2.1000	3900.0	78	2718	No
432	GOM_NL__2PRFIN20020906_233059_000000462009_00159_02718_2756.N1	06-SEP-2002 23:30:59	Bright	46.000	90	54Alp Peg	2.4870	11000.	92	2718	No
433	GOM_NL__2PRFIN20020906_233343_000000632009_00159_02718_2757.N1	06-SEP-2002 23:33:43	Bright	63.000	140	88Gam Peg	2.8340	26000.	126	2718	No
434	GOM_NL__2PRFIN20020906_233740_000000362009_00159_02718_2758.N1	06-SEP-2002 23:37:40	Bright	36.000	66	37Gam Cyg	2.2080	5900.0	72	2718	No
435	GOM_NL__2PRFIN20020906_233850_000000362009_00159_02718_2759.N1	06-SEP-2002 23:38:50	Bright	35.500	19	50Alp Cyg	1.2460	10500.	71	2718	No
436	GOM_NL__2PRFIN20020906_234336_000000392009_00159_02718_2760.N1	06-SEP-2002 23:43:36	Bright	38.500	89	5Alp Cep	2.4510	8000.0	77	2718	No
437	GOM_NL__2PRFIN20020906_234539_000000472009_00159_02718_2761.N1	06-SEP-2002 23:45:39	Bright	46.500	74	11Bet Cas	2.2680	6600.0	93	2718	No
438	GOM_NL__2PRFIN20020906_234741_000000442009_00159_02718_2762.N1	06-SEP-2002 23:47:41	Bright	44.000	76	27Gam Cas	2.3000	30000.	88	2718	No
439	GOM_NL__2PRFIN20020906_235141_000000862009_00159_02718_2763.N1	06-SEP-2002 23:51:41	Bright	86.000	73	57Gam1And	2.2600	13100.	172	2718	No
440	GOM_NL__2PRFIN20020906_235434_000000602009_00159_02718_2764.N1	06-SEP-2002 23:54:34	Bright	59.500	160	23Gam Per	2.9300	4700.0	119	2718	No
441	GOM_NL__2PRFIN20020906_235643_000000692009_00159_02718_2765.N1	06-SEP-2002 23:56:43	Bright	68.500	35	33Alp Per	1.7950	6250.0	137	2718	No
442	GOM_NL__2PRFIN20020906_235916_000001052009_00159_02718_2766.N1	06-SEP-2002 23:59:16	Bright	104.50	79	26Bet Per	2.3100	13100.	209	2718	No

3. Quality information per product

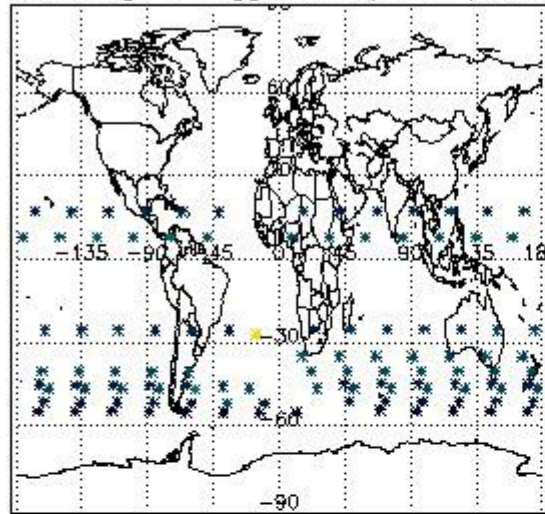
In this section it is plotted some information contained in the Quality Summary data set of the level 2 products. Only products in dark limb conditions and without errors (error flag in the MPH set to "0") are used.

3.1 Plot quality information per product (time dependant)

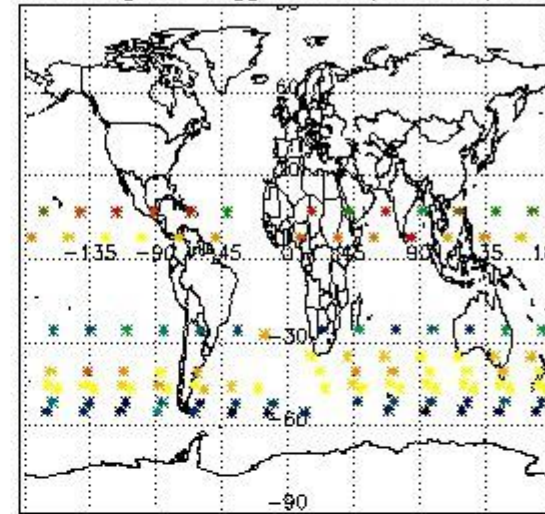


3.2 Plot quality information per product (world map)

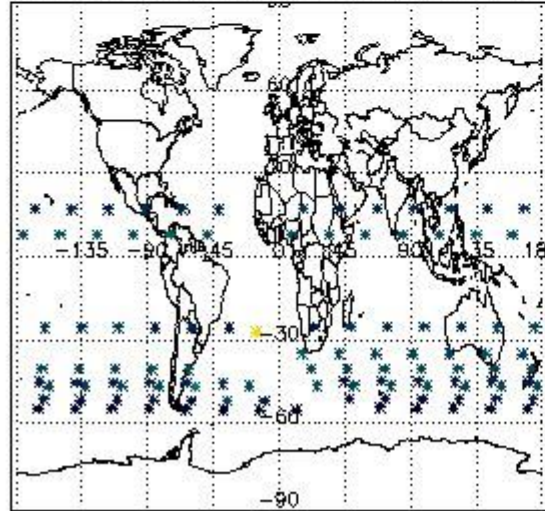
Percentage of flagged data per O3 profile




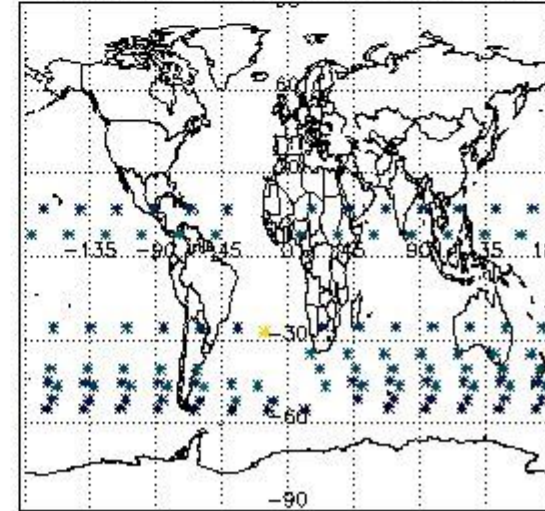
Percentage of flagged data per H2O profile



Percentage of flagged data per NO2 profile



Percentage of flagged data per NO3 profile

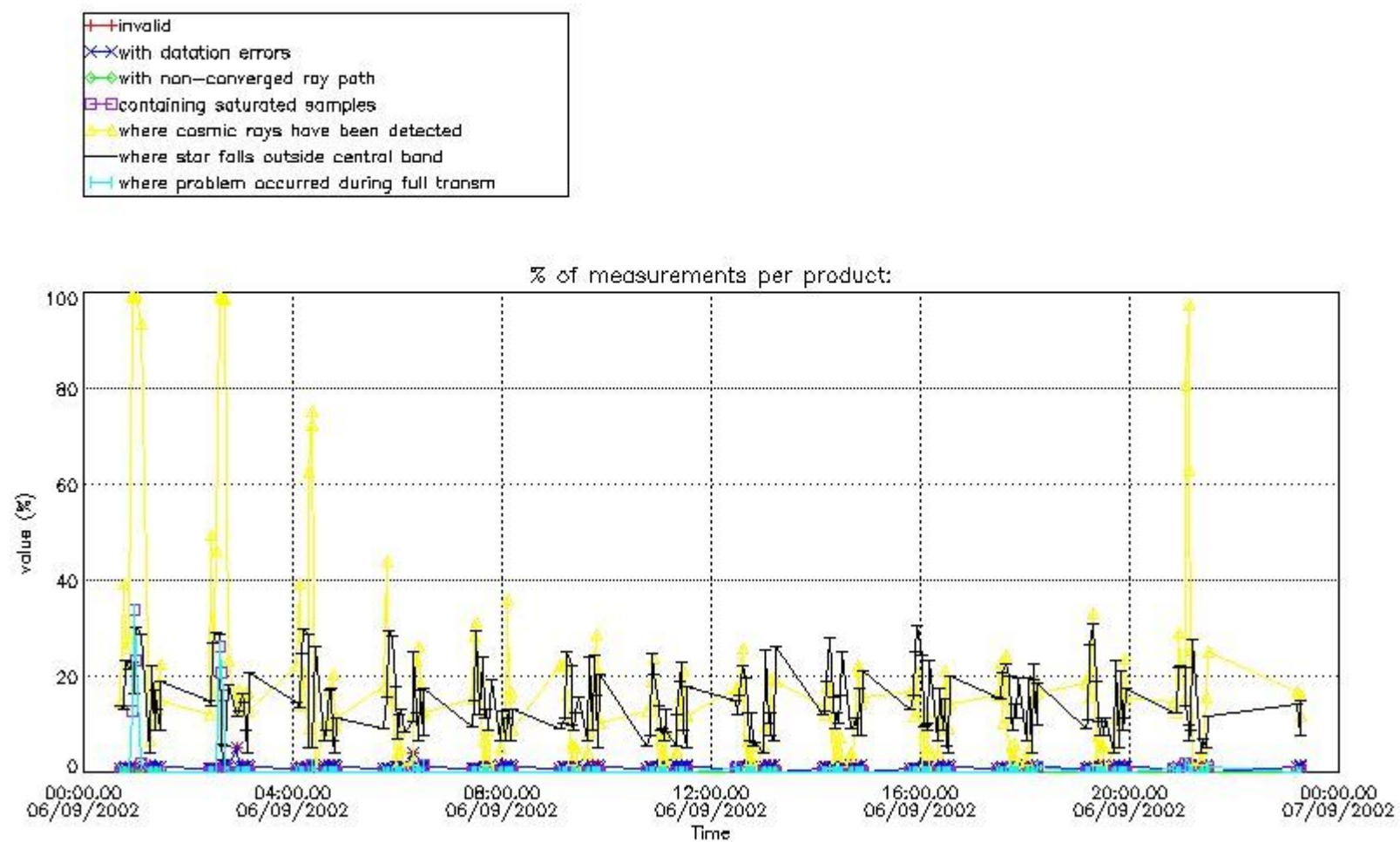


4. Level 1 quality information per product

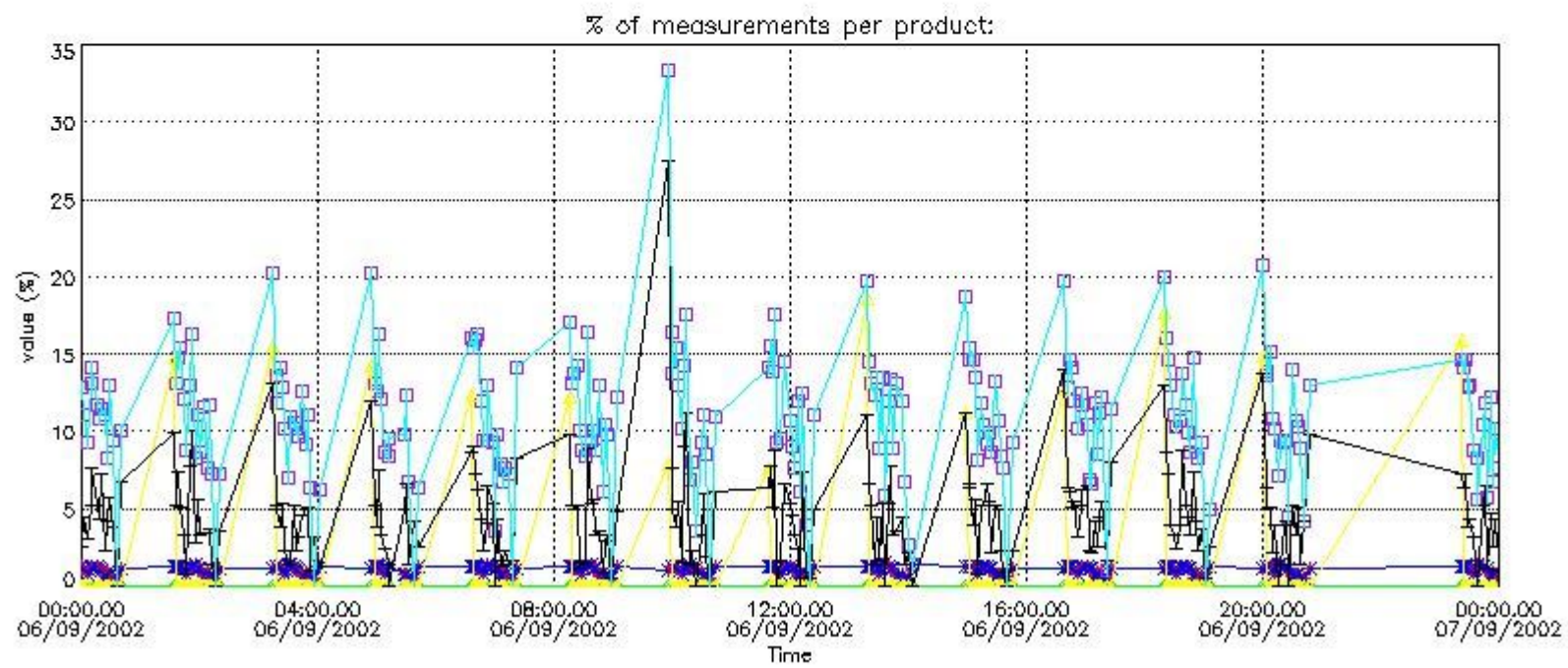
In this section it is plotted some information contained in the Quality Summary data set of the level 2 products that comes from the level 1b processing. Products without errors (error flag in the MPH set to "0") are used.

4.1 Plot quality information per product (time dependant) coming from level 1b processing

4.1.1 Plot level 1 quality information per product (time dependant): ENVISAT ASCENDING passes

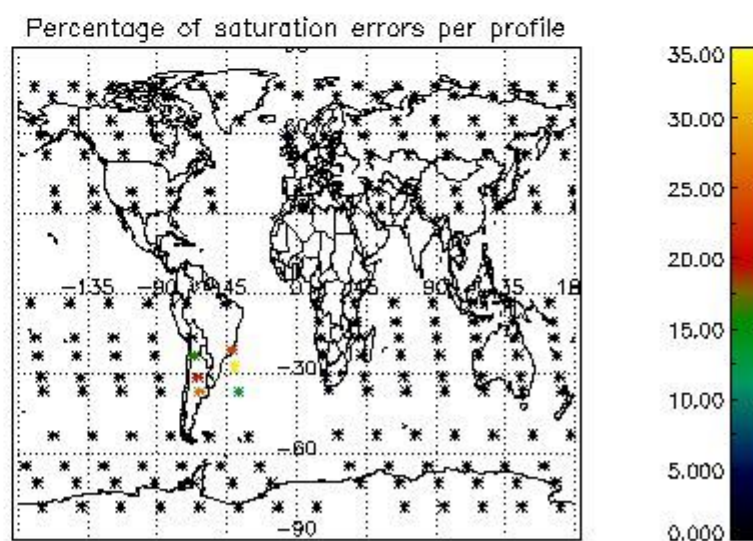
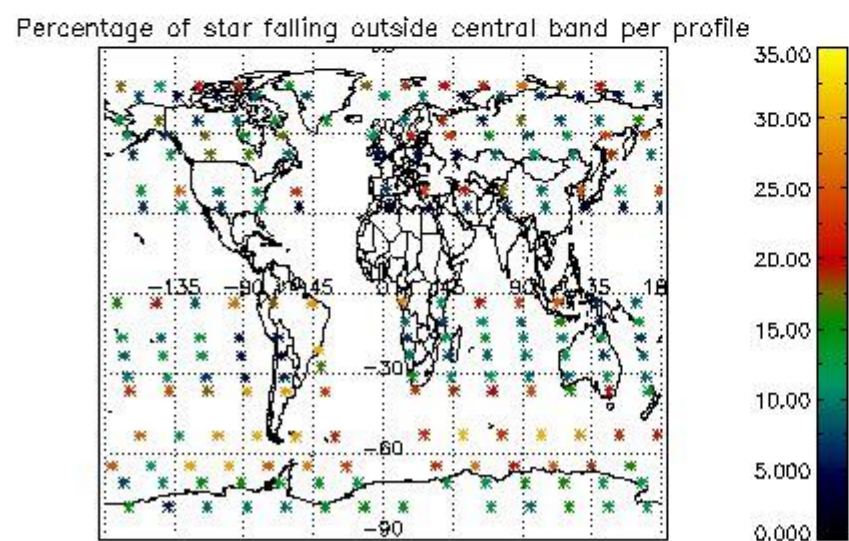
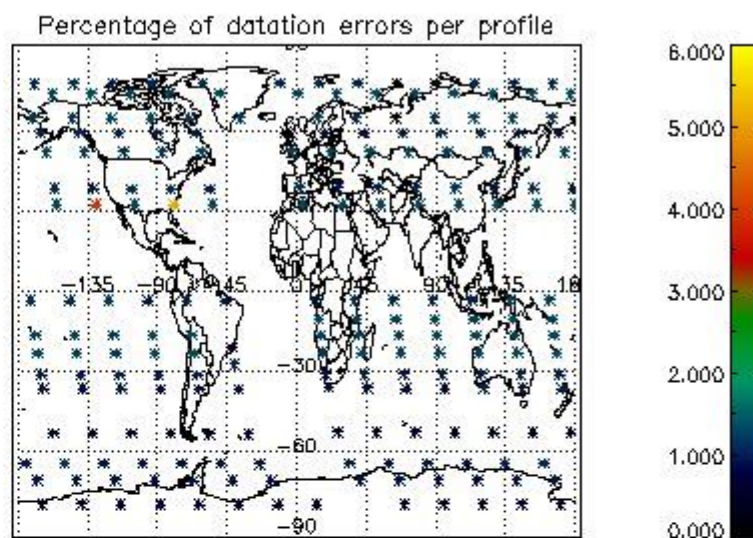
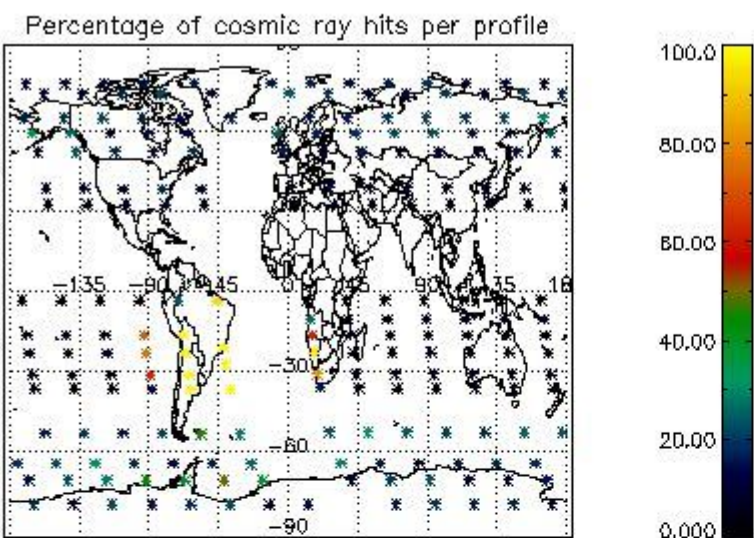


4.1.2 Plot level 1 quality information per product (time dependant): ENVI SAT DESCENDING passes



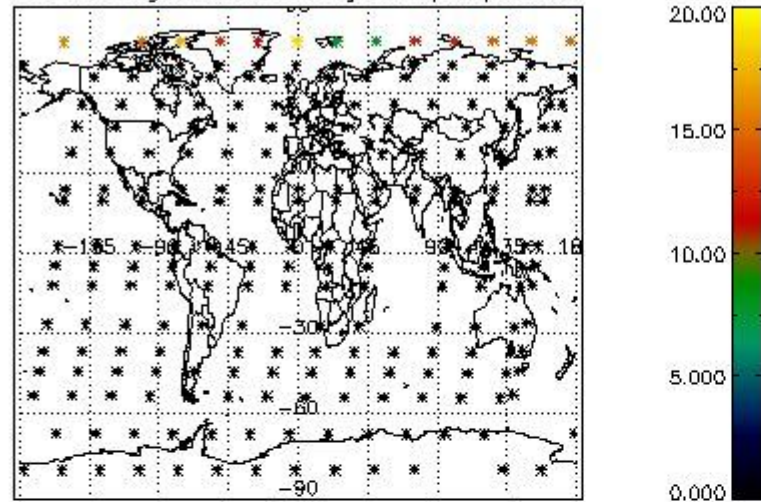
4.2 Plot quality information per product coming from level 1b processing (world map)

4.2.1 Plot level 1 quality information per product (world map): ENVISAT ASCENDING passes

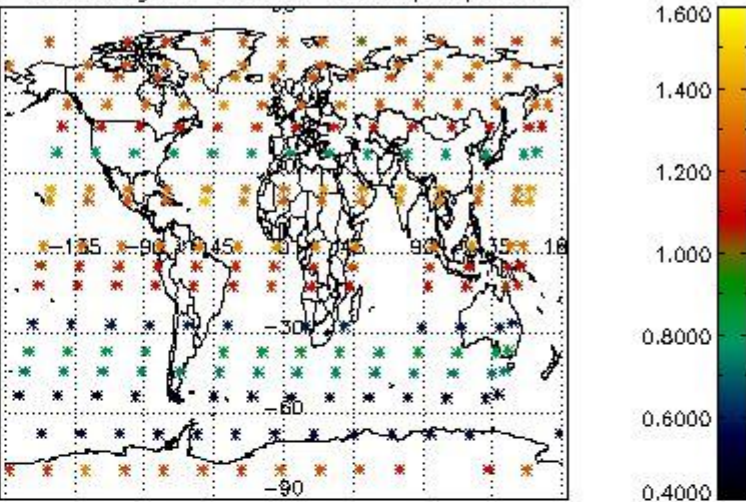


4.2.2 Plot level 1 quality information per product (world map): ENVISAT DESCENDING passes

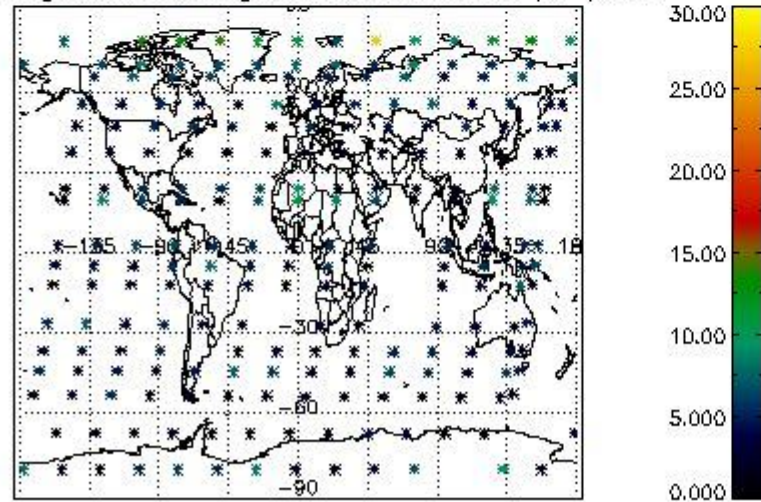
Percentage of cosmic ray hits per profile



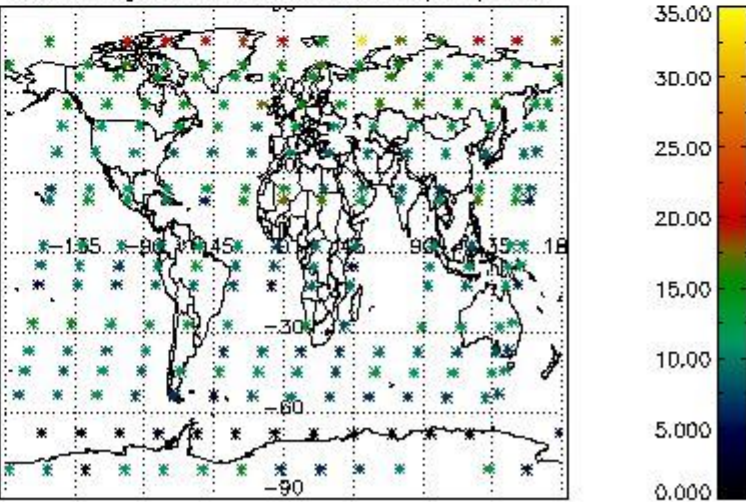
Percentage of datation errors per profile



Percentage of star falling outside central band per profile



Percentage of saturation errors per profile



5. Trace gas profiles

5.1 Ozone statistics based on quality of products

The final quality of the products can be "measured" using the STD (Standard Deviation) attached to every point profile. This information is written to the parameter GOM_NL__2P/NL_LOCAL_SPECIES_DENSITY/o3_std of the level 2 products. The table below shows the statistics for given STD ranges.

The statistics are given with respect to the overall valid production:

- Products without fatal errors: GOM_NL__2P/MPH/PRODUCT_ERR=0
- Valid point profile: GOM_NL__2P/NL_LOCAL_SPECIES_DENSITY/pcd(0)=0

The 'Criteria' is applied to valid points of dark limb products:

- Products in dark limb illumination condition: GOM_NL__2P/NL_SUMMARY_QUALITY/obs_ill_cond=0
- Products without fatal errors: GOM_NL__2P/MPH/PRODUCT_ERR=0
- Valid point profile: GOM_NL__2P/NL_LOCAL_SPECIES_DENSITY/pcd(0)=0

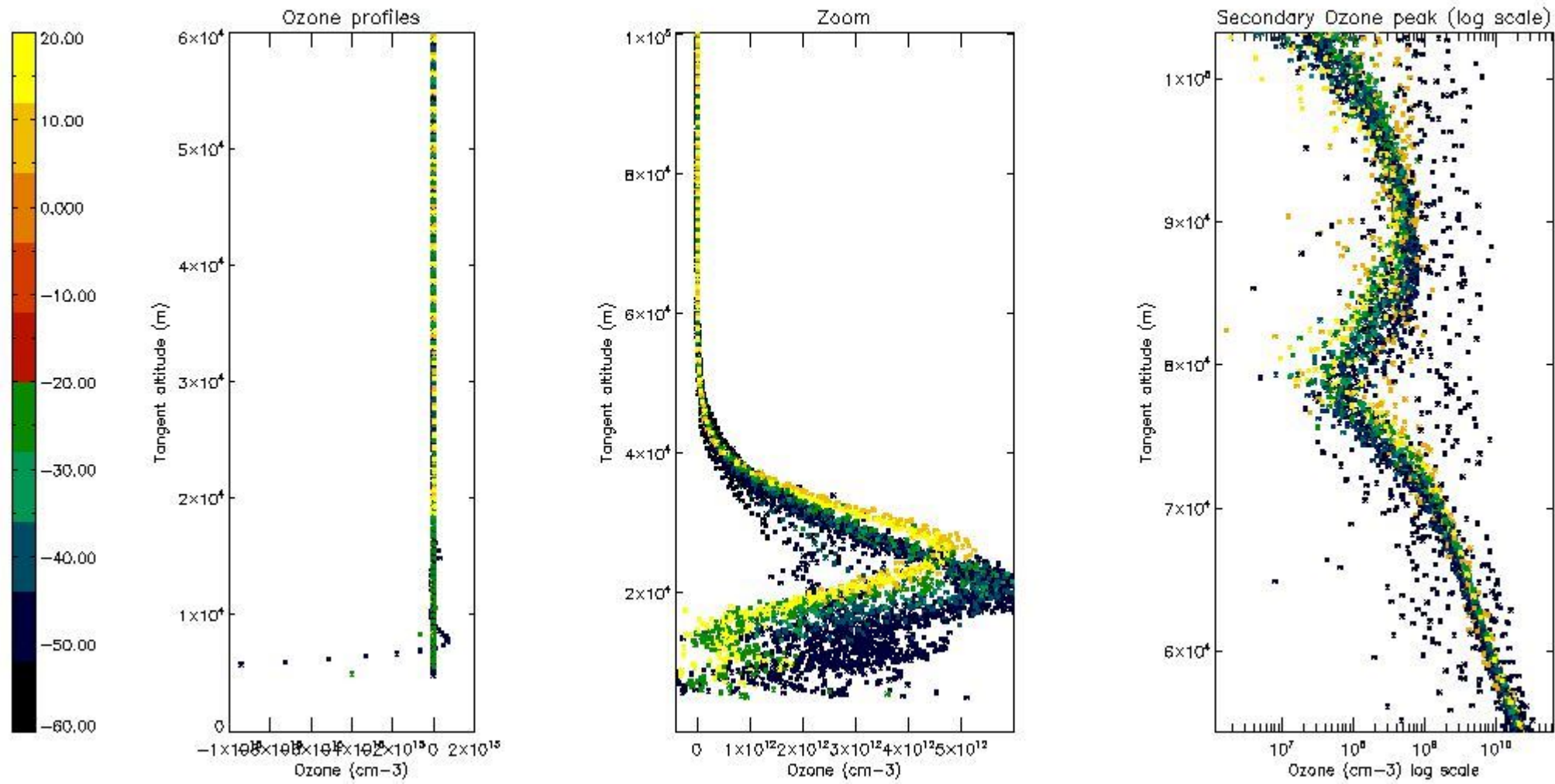
So, the table below shows the percentage of dark limb and valid observations for each criteria with respect to the overall valid daily observations.

Criteria	% of total production
All STD	24
STD < 20	16

STD < 10	14
STD < 5	11

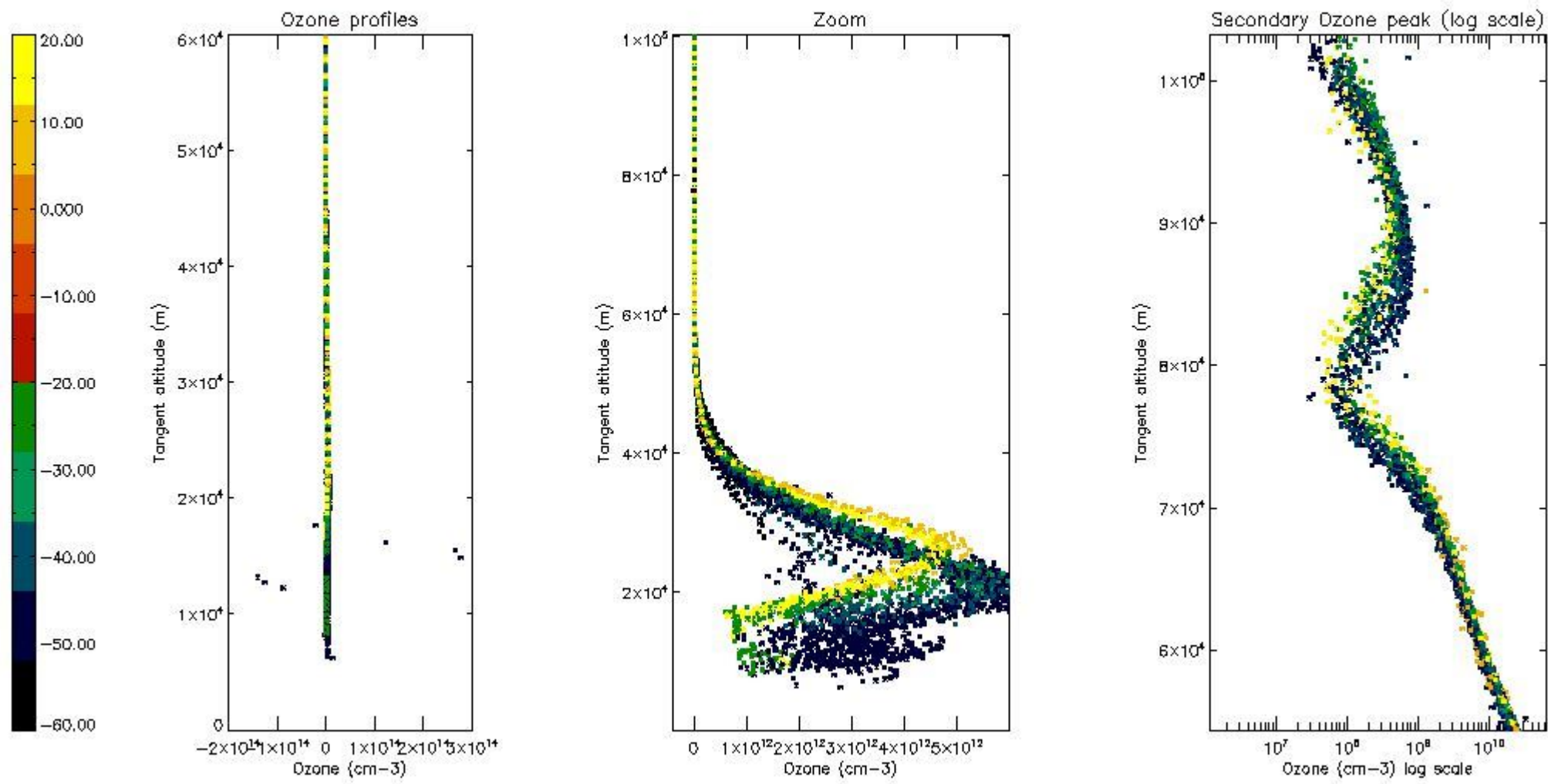
5.2 Plot ozone profiles for all STD (dark without errors)

The colorbar represents the latitude.



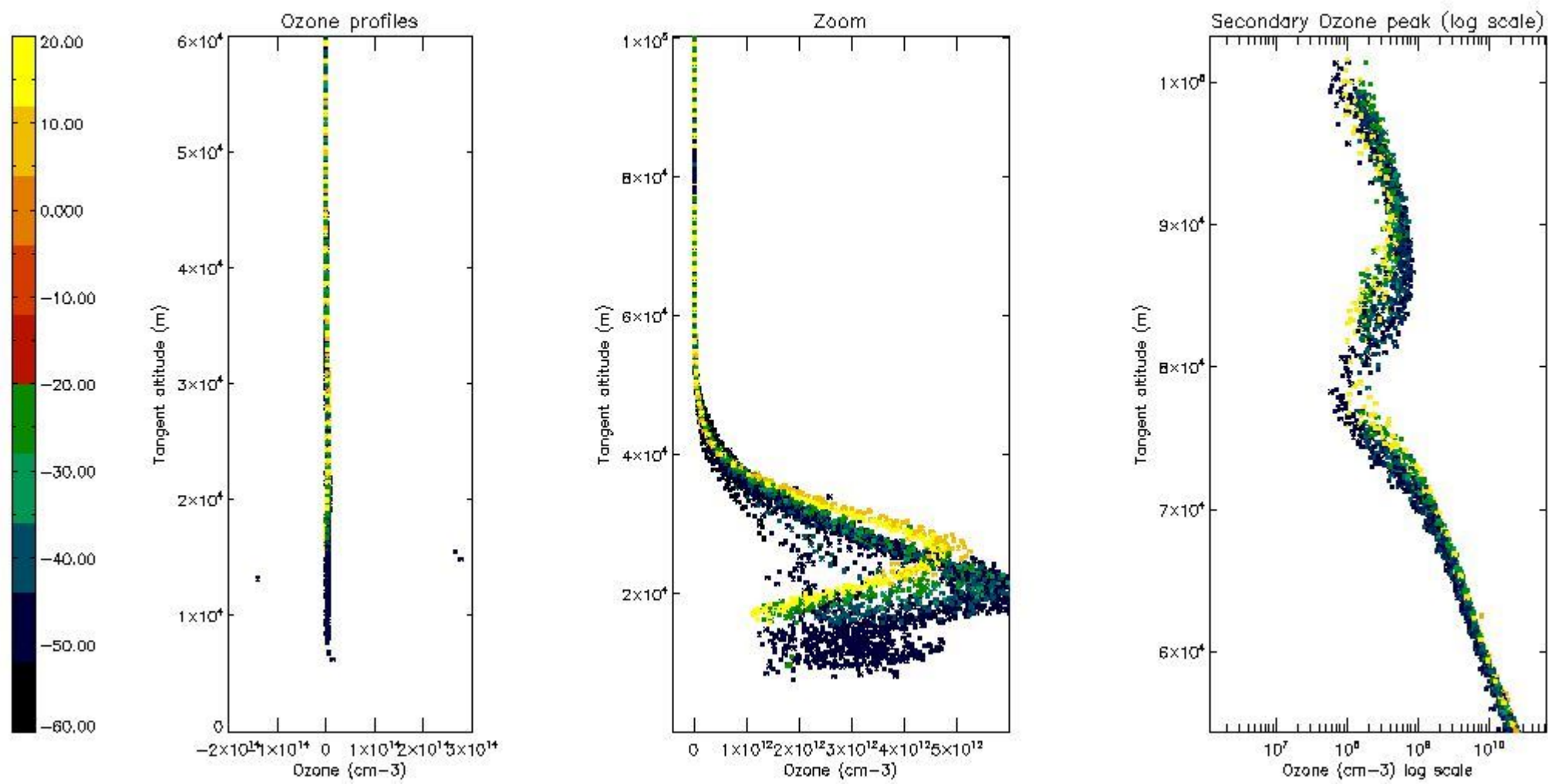
5.3 Plot ozone profiles where STD < 20% (dark without errors)

The colorbar represents the latitude.



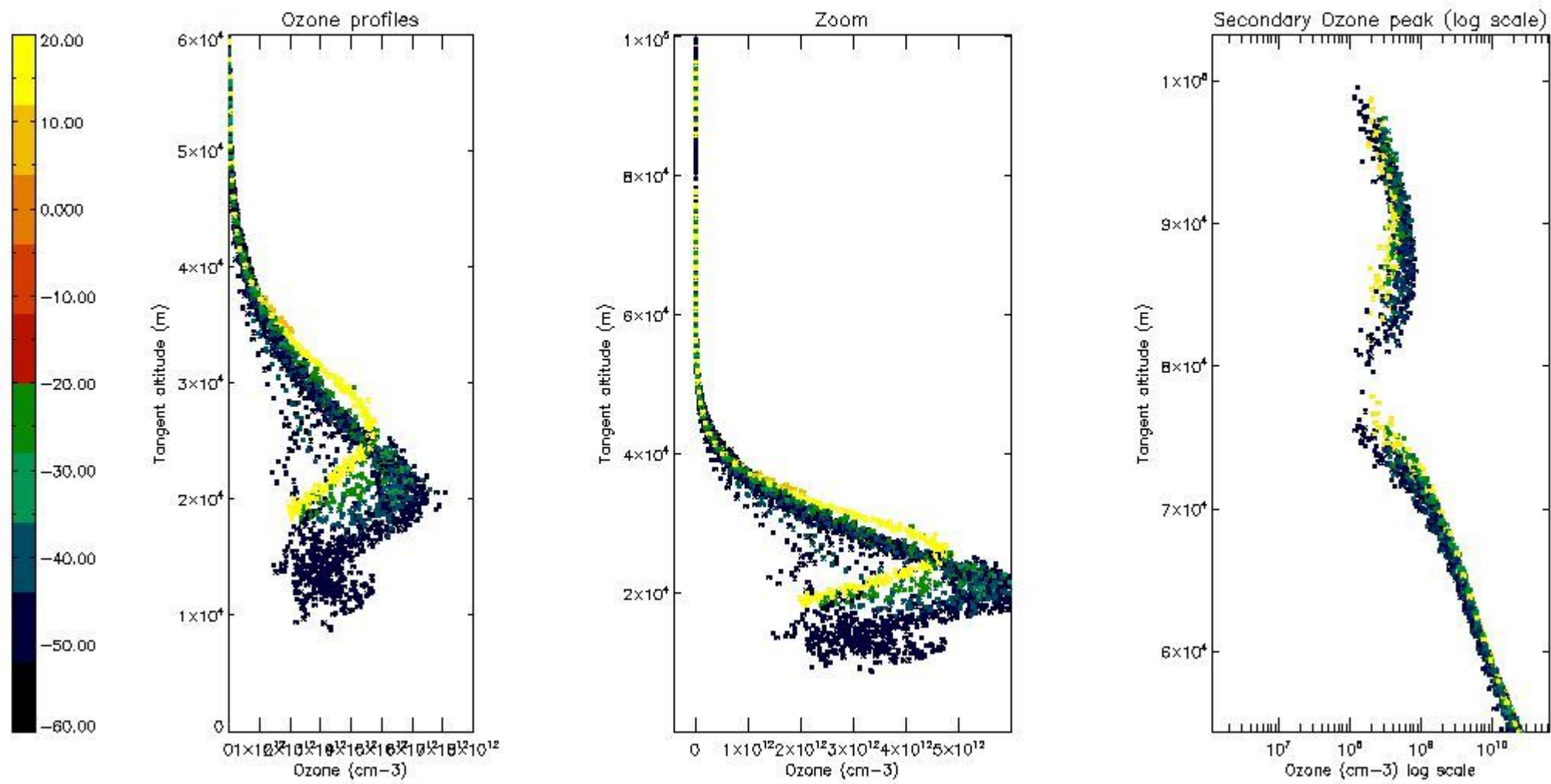
5.4 Plot ozone profiles where STD < 10% (dark without errors)

The colorbar represents the latitude.



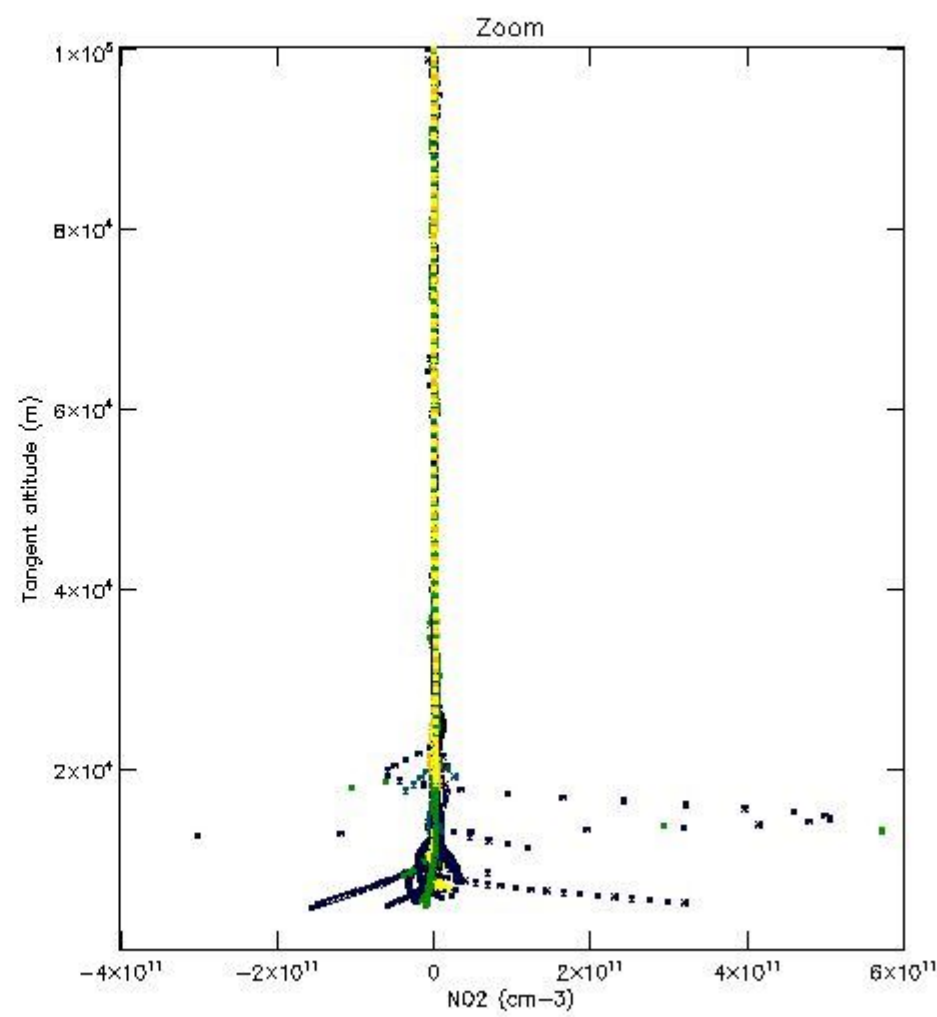
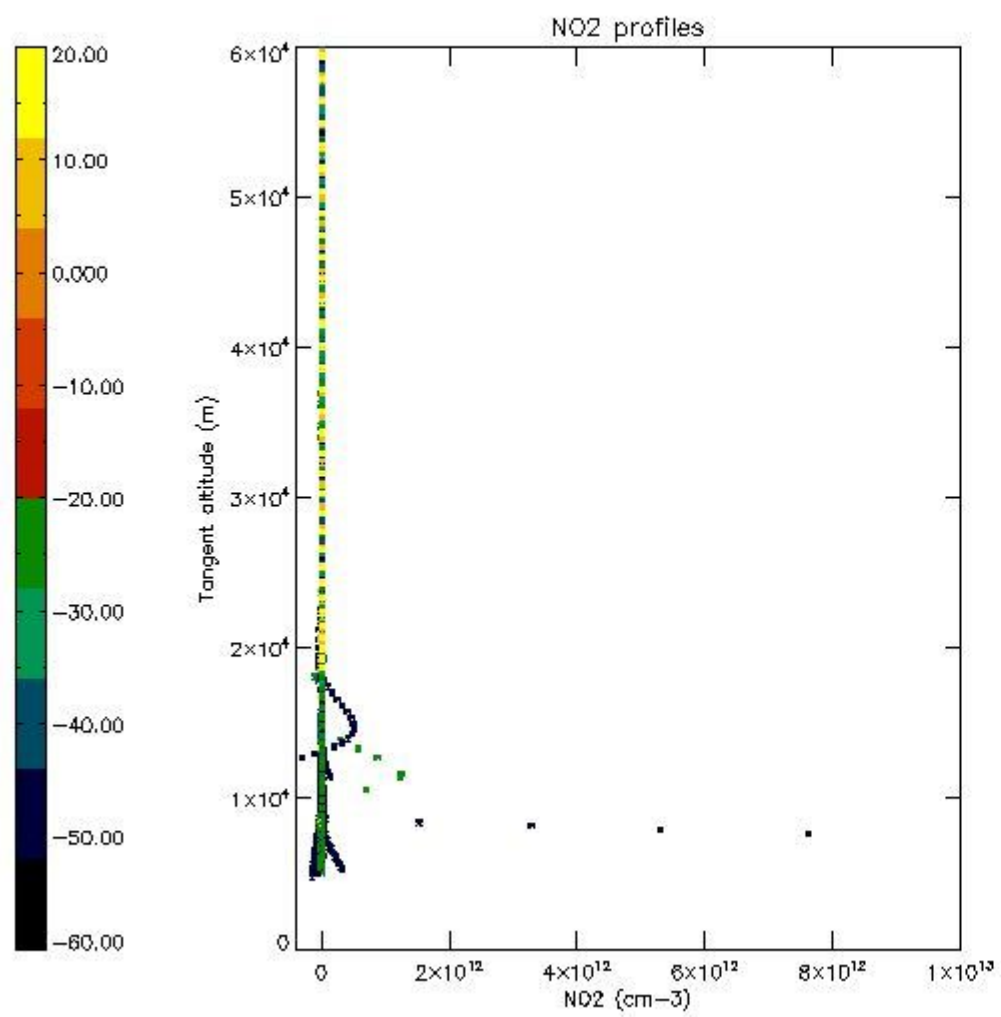
5.5 Plot ozone profiles where STD < 5% (dark without errors)

The colorbar represents the latitude.



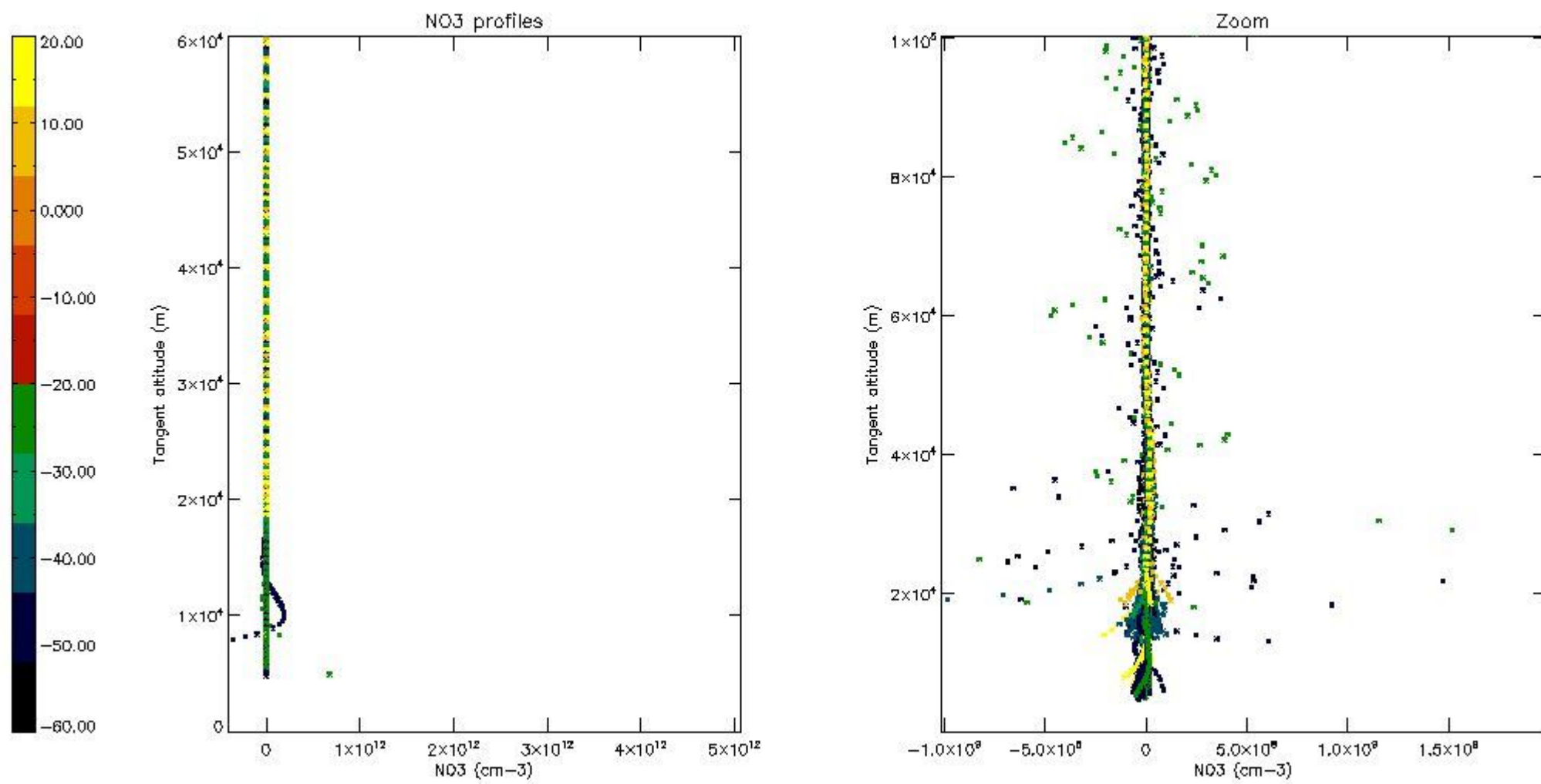
5.6 Plot NO₂ profiles for all STD (dark without errors)

The colorbar represents the latitude.



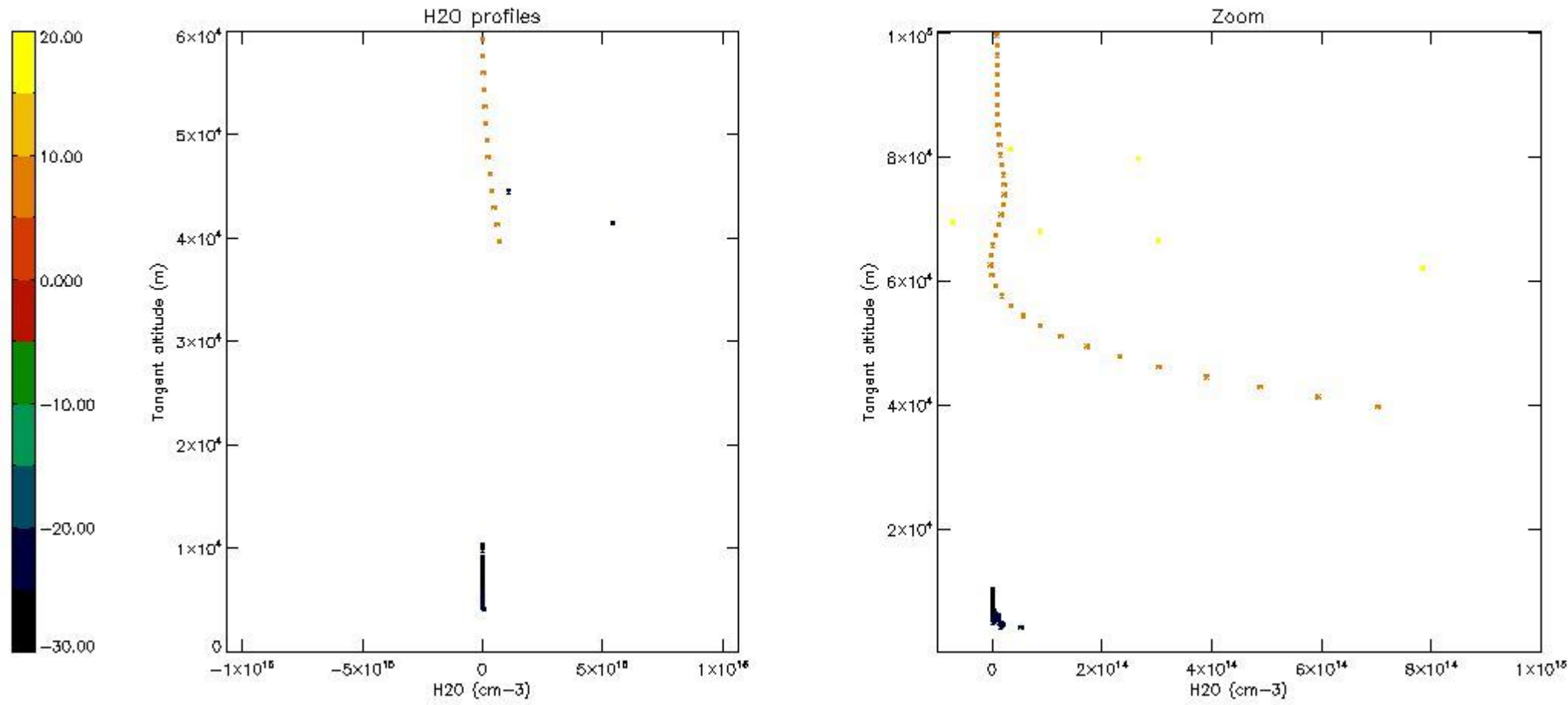
5.7 Plot NO3 profiles for all STD (dark without errors)

The colorbar represents the latitude.



5.8 Plot H2O profiles for all STD (only for occultations of stars 1,2,3,4,13,14,16,26,63 dark without errors)

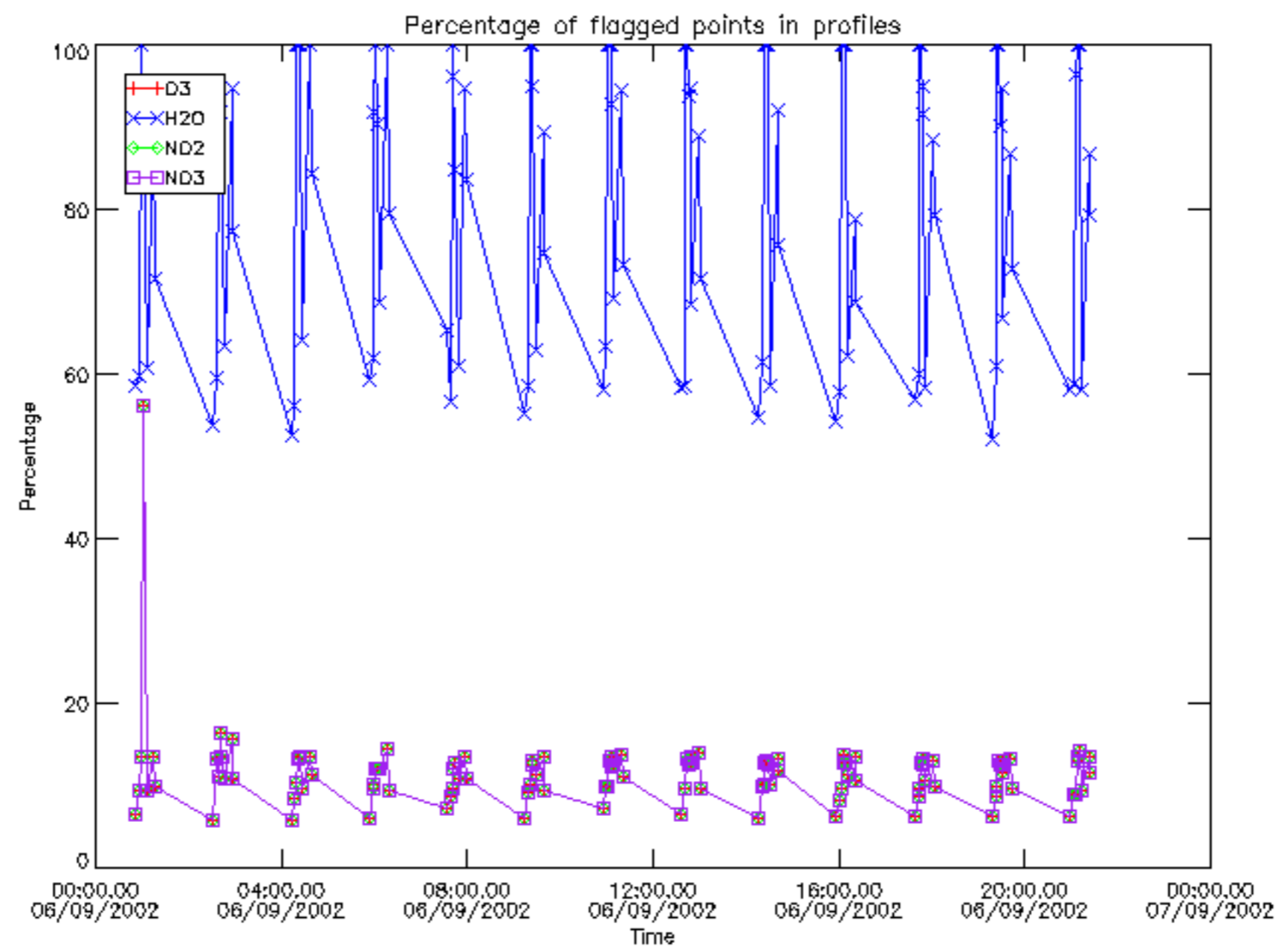
The colorbar represents the latitude.



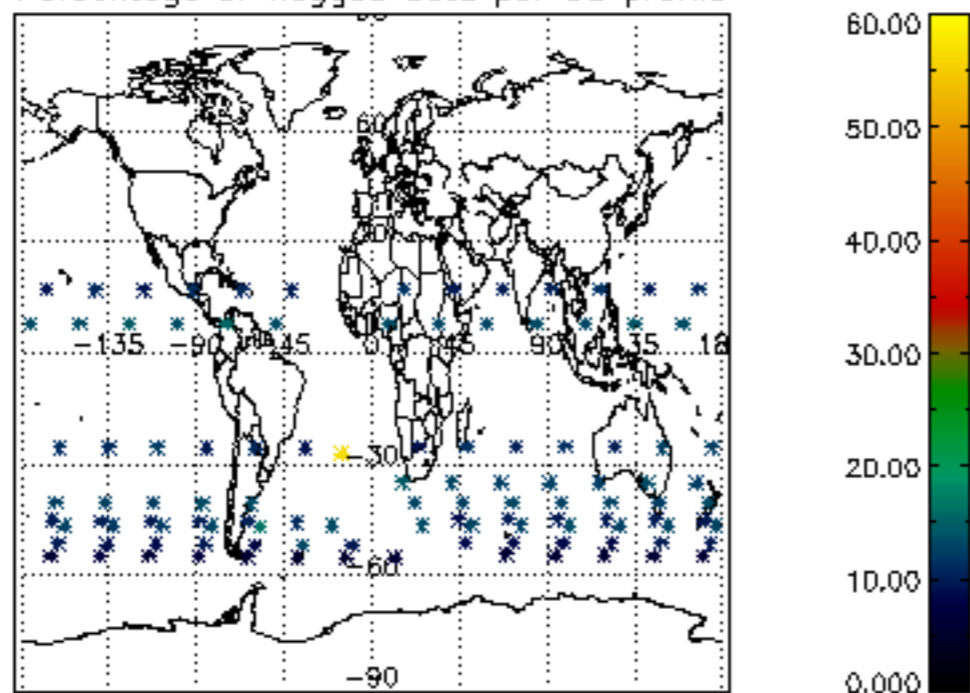
6. Auxiliary Data Files used for the production reported in section 2

The number reported in the third column indicates since which file (see list in section 2) the corresponding auxiliary file has been used. The fourth column is the date of those product files.

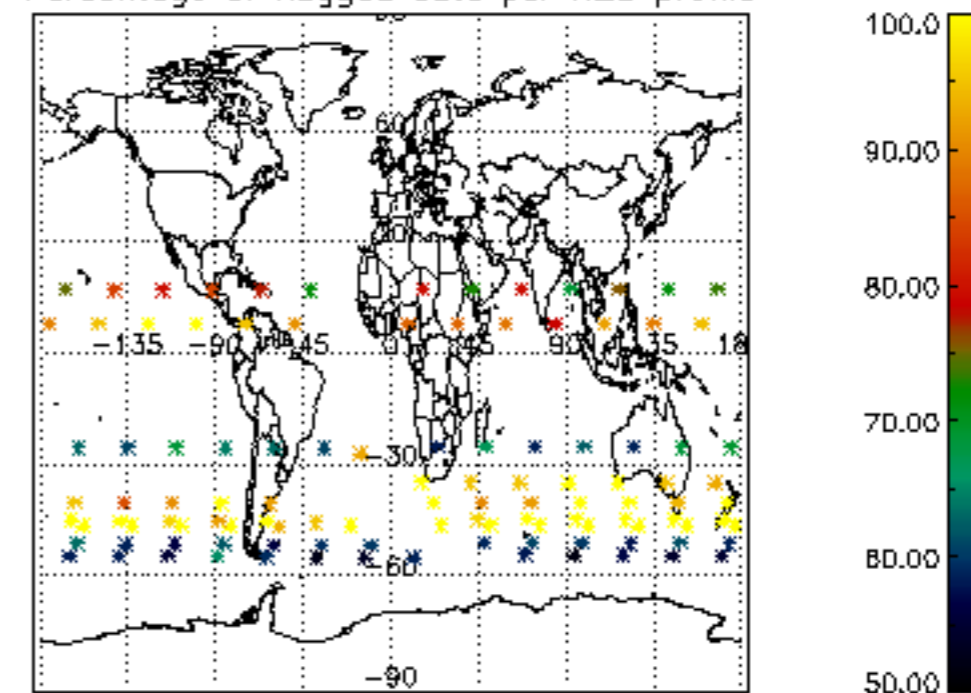
Type	Auxiliary Filename	Used since product	Used since product date
INST_PHYS_CHARACTERISTICS	GOM_INS_AXNIEC20050627_150440_20020301_000000_20100101_000000	1	06-SEP-2002 00:00:17
LEVEL-2_PROC_CONFIG	GOM_PR2_AXVIEC20091111_152718_20020301_000000_20500101_000000	1	06-SEP-2002 00:00:17
CROSS_SECTIONS_FILE	GOM_CRS_AXVIEC20091111_154832_20020301_000000_20500101_000000	1	06-SEP-2002 00:00:17



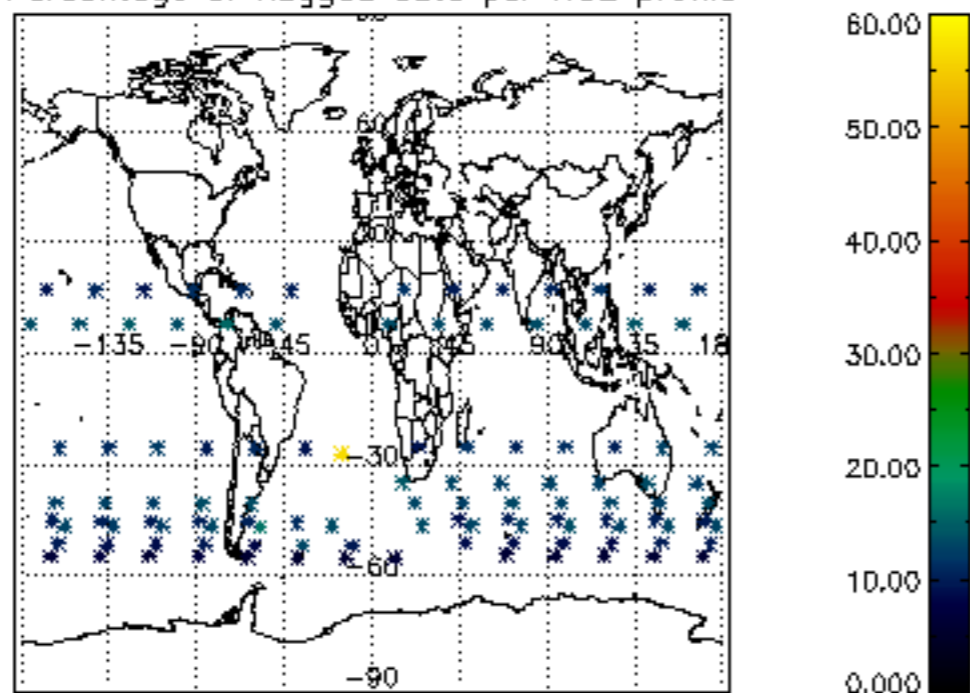
Percentage of flagged data per D3 profile



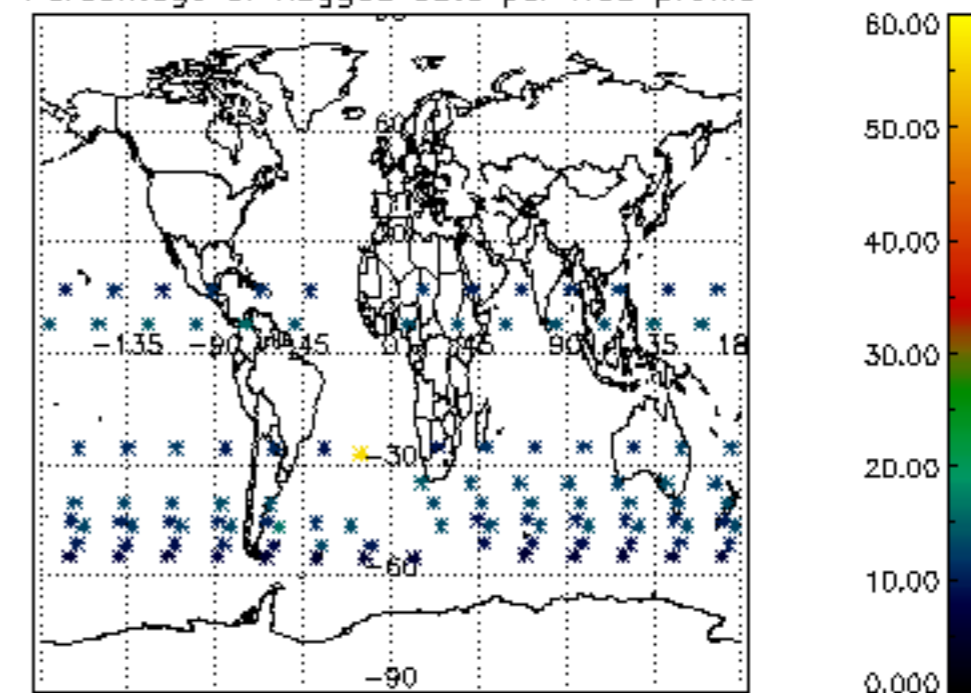
Percentage of flagged data per H2O profile

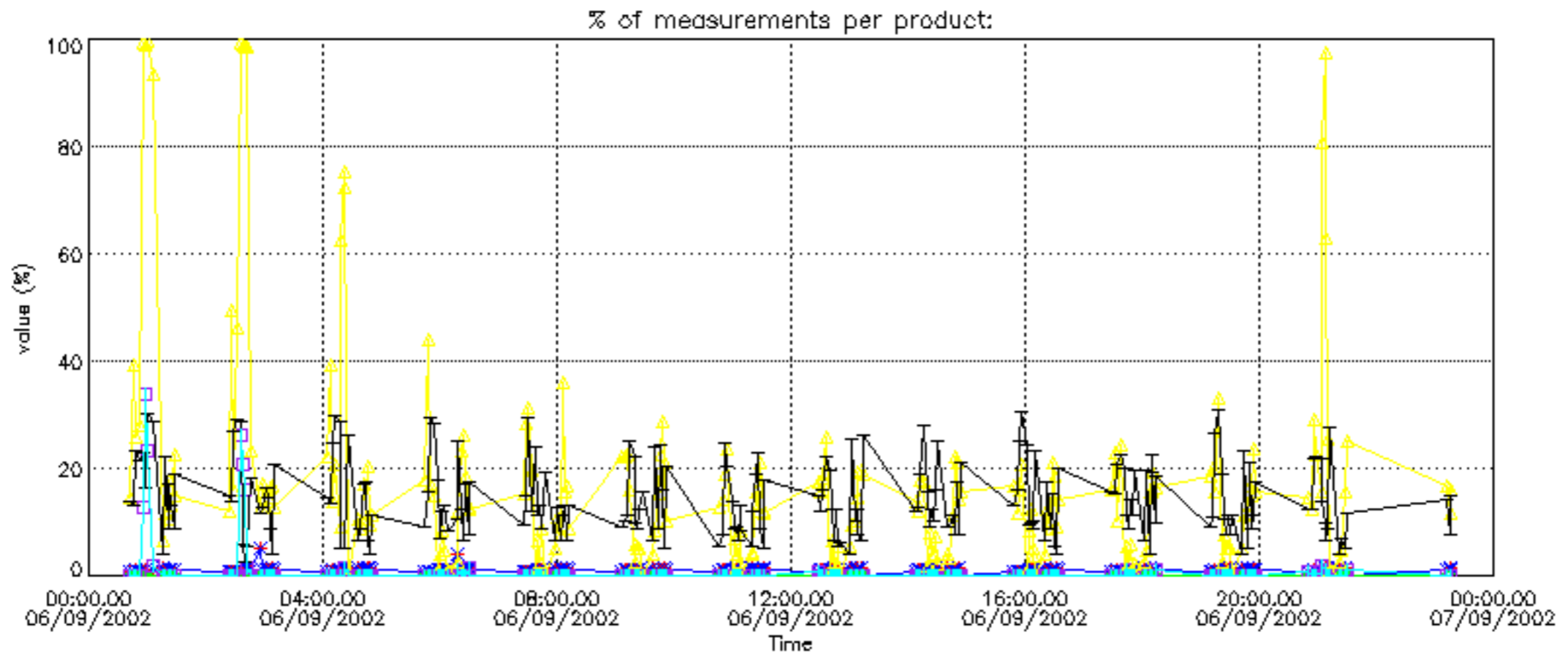


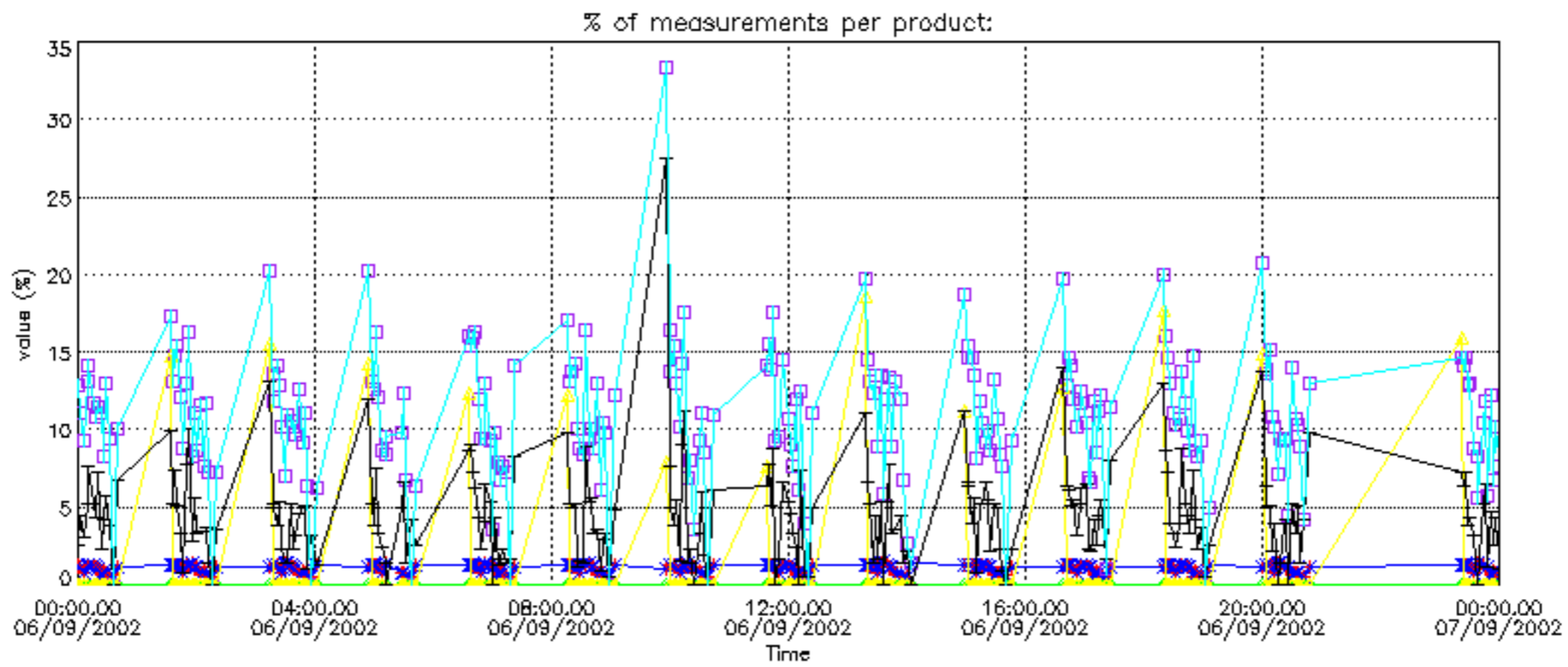
Percentage of flagged data per NO2 profile



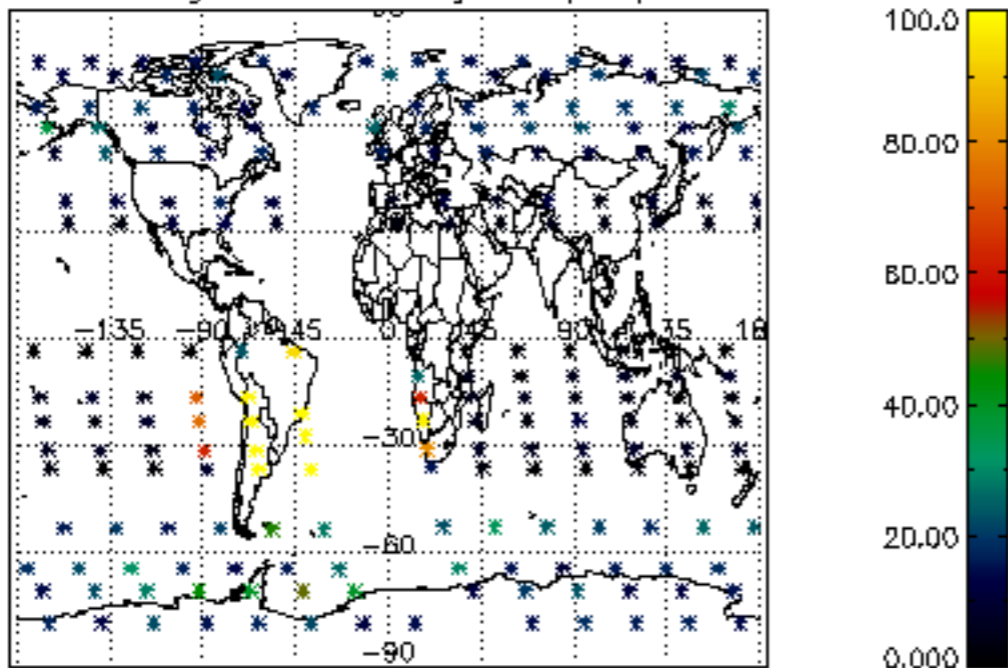
Percentage of flagged data per NO3 profile



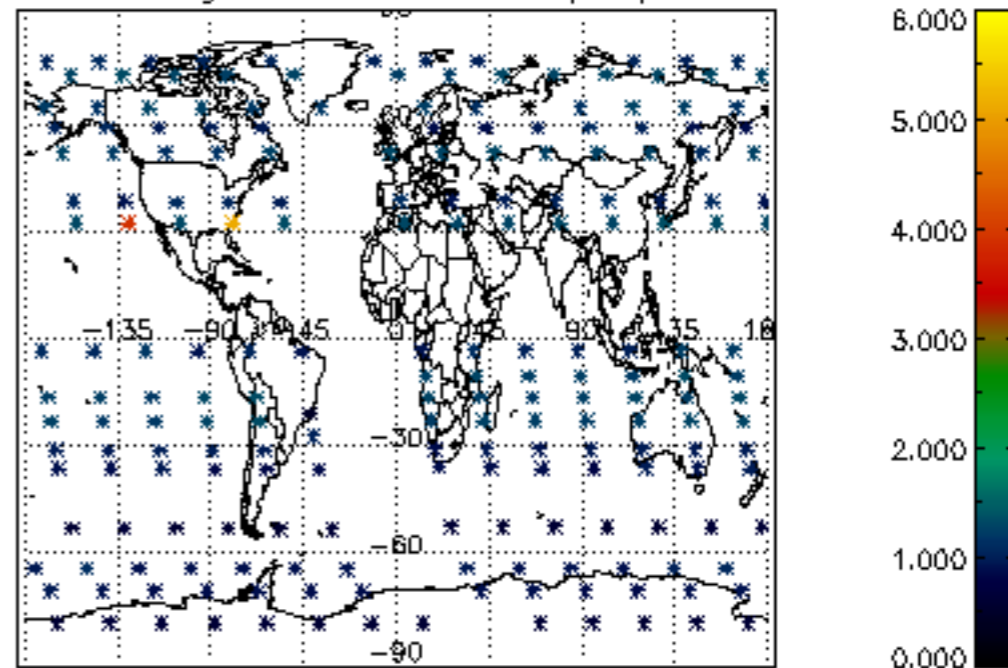




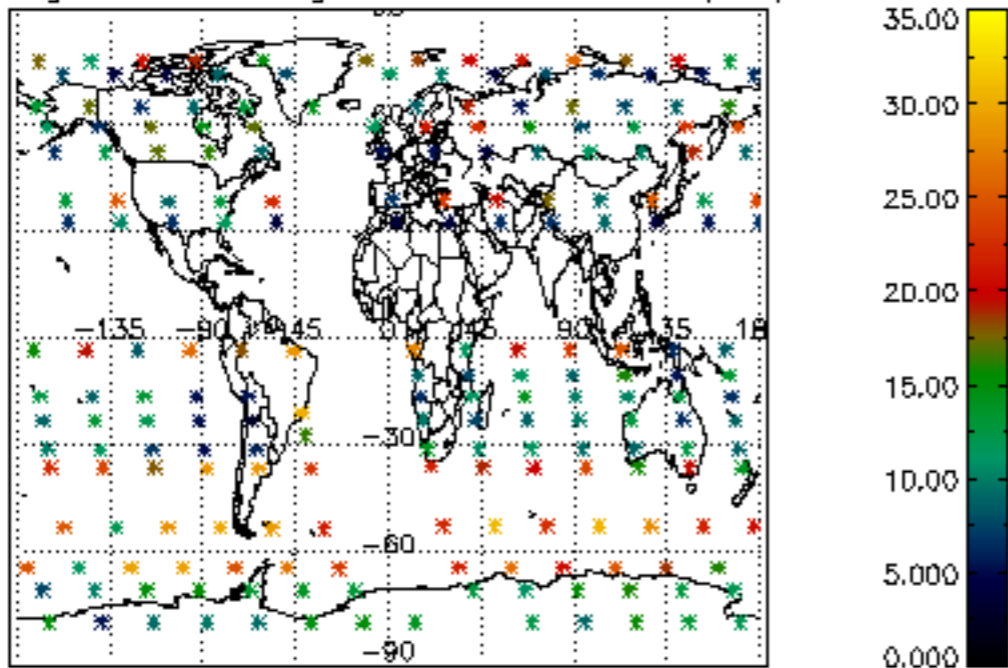
Percentage of cosmic ray hits per profile



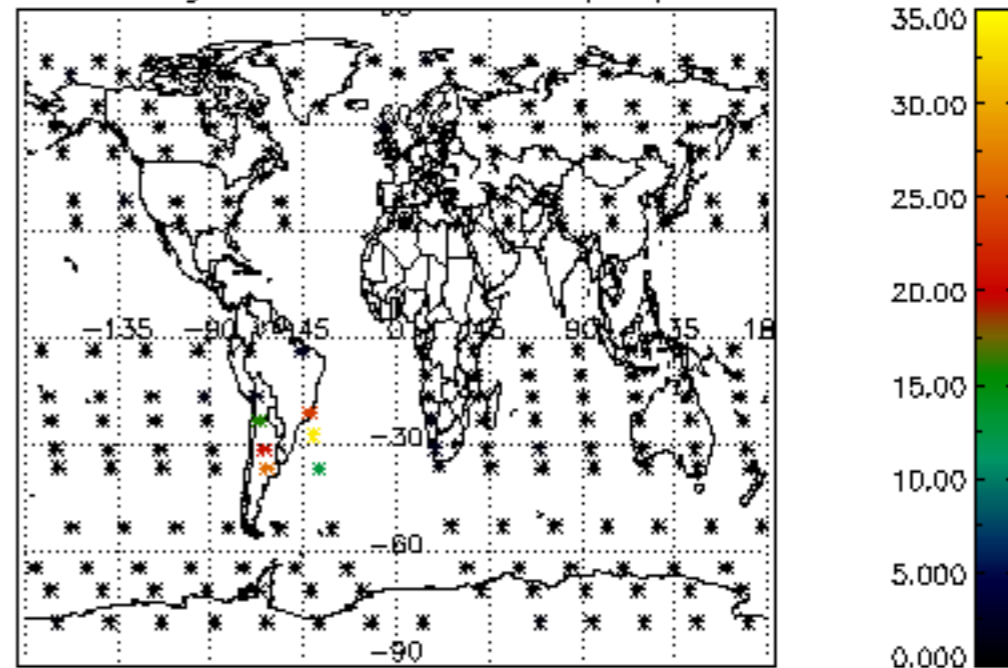
Percentage of datation errors per profile



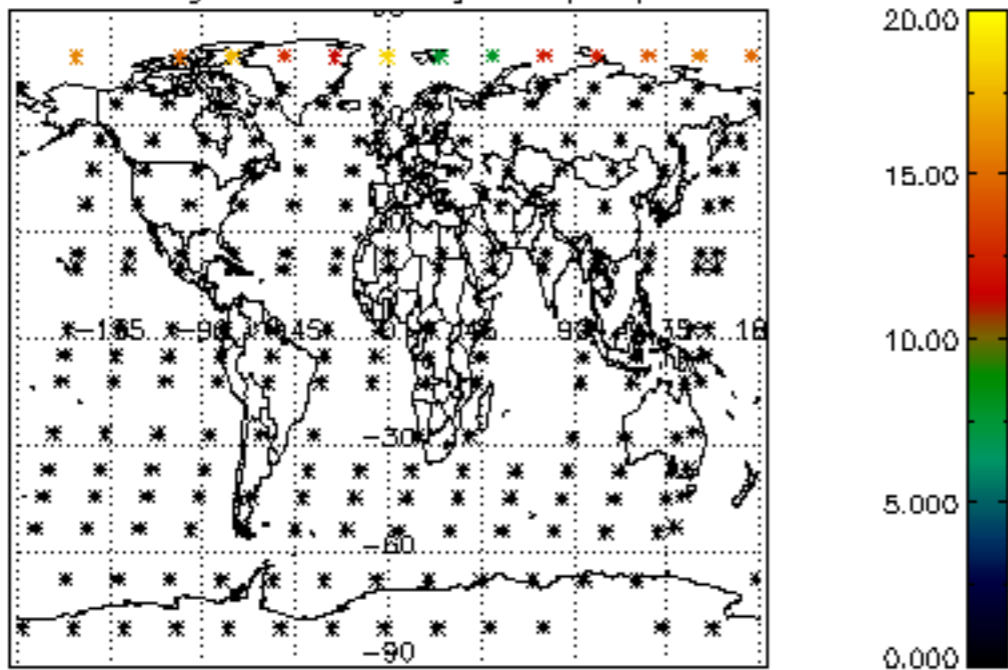
Percentage of star falling outside central band per profile



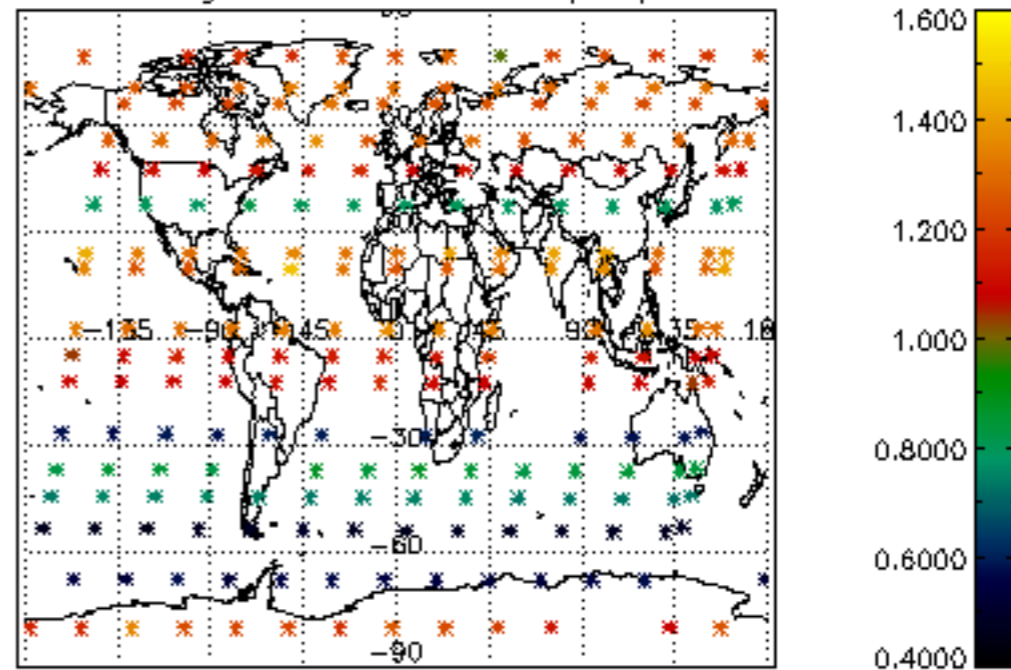
Percentage of saturation errors per profile



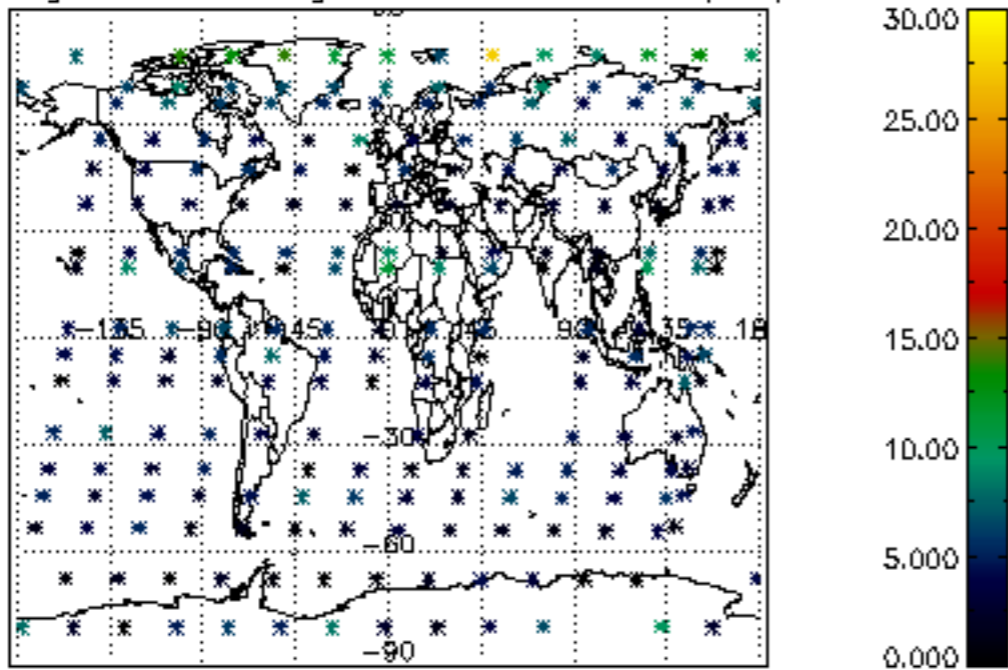
Percentage of cosmic ray hits per profile



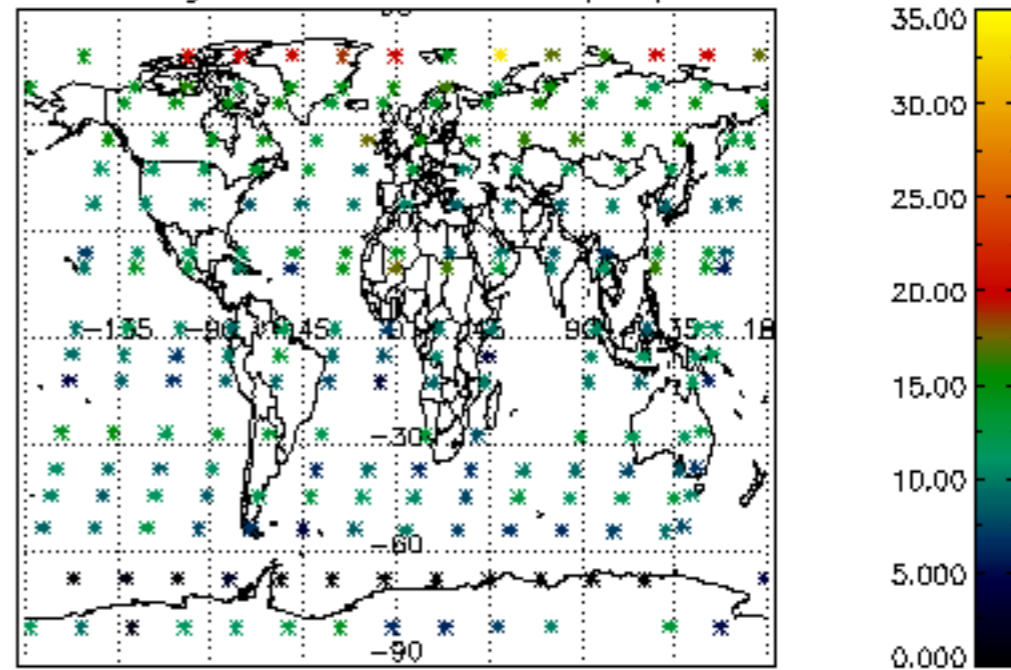
Percentage of datation errors per profile

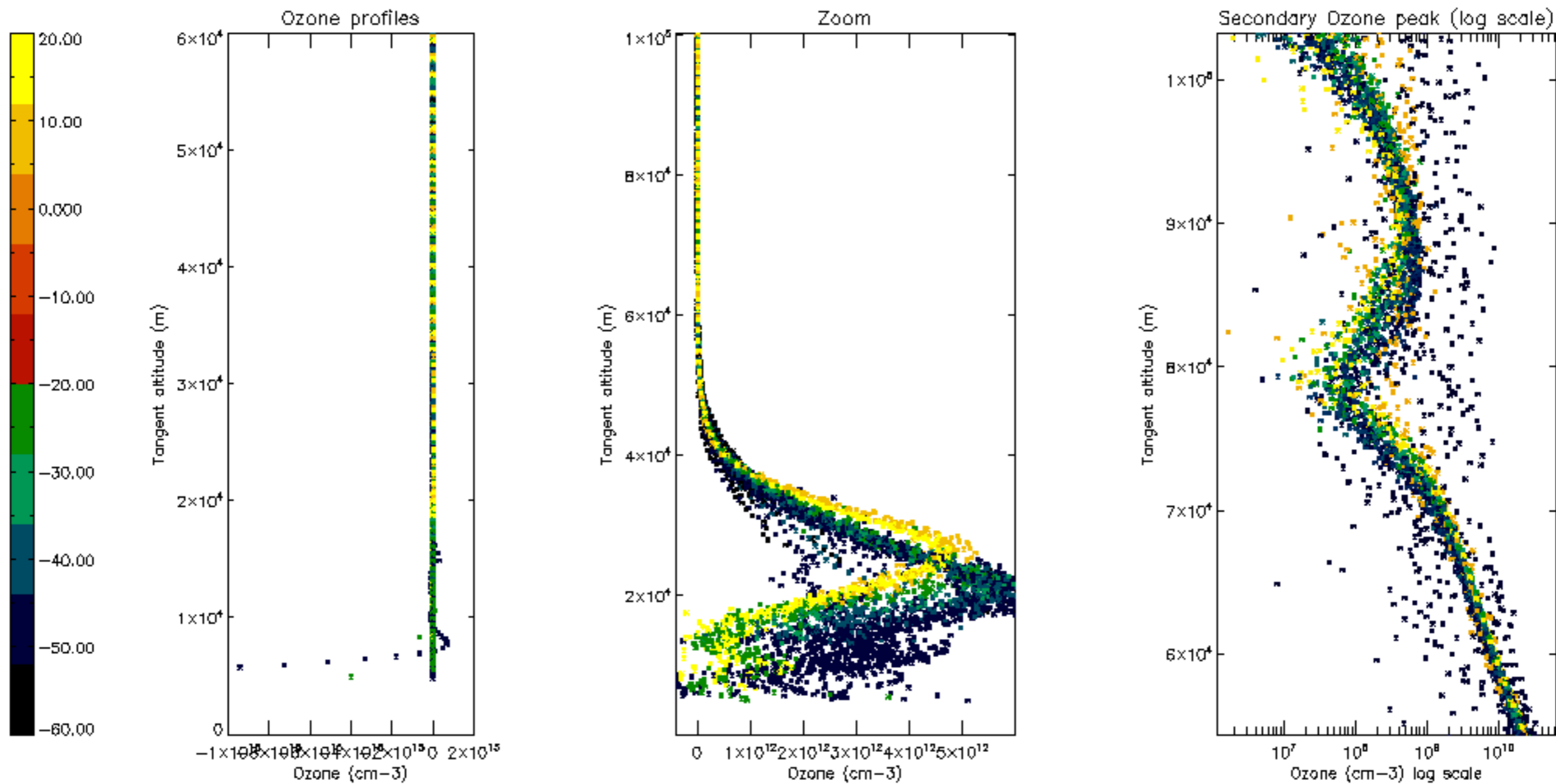


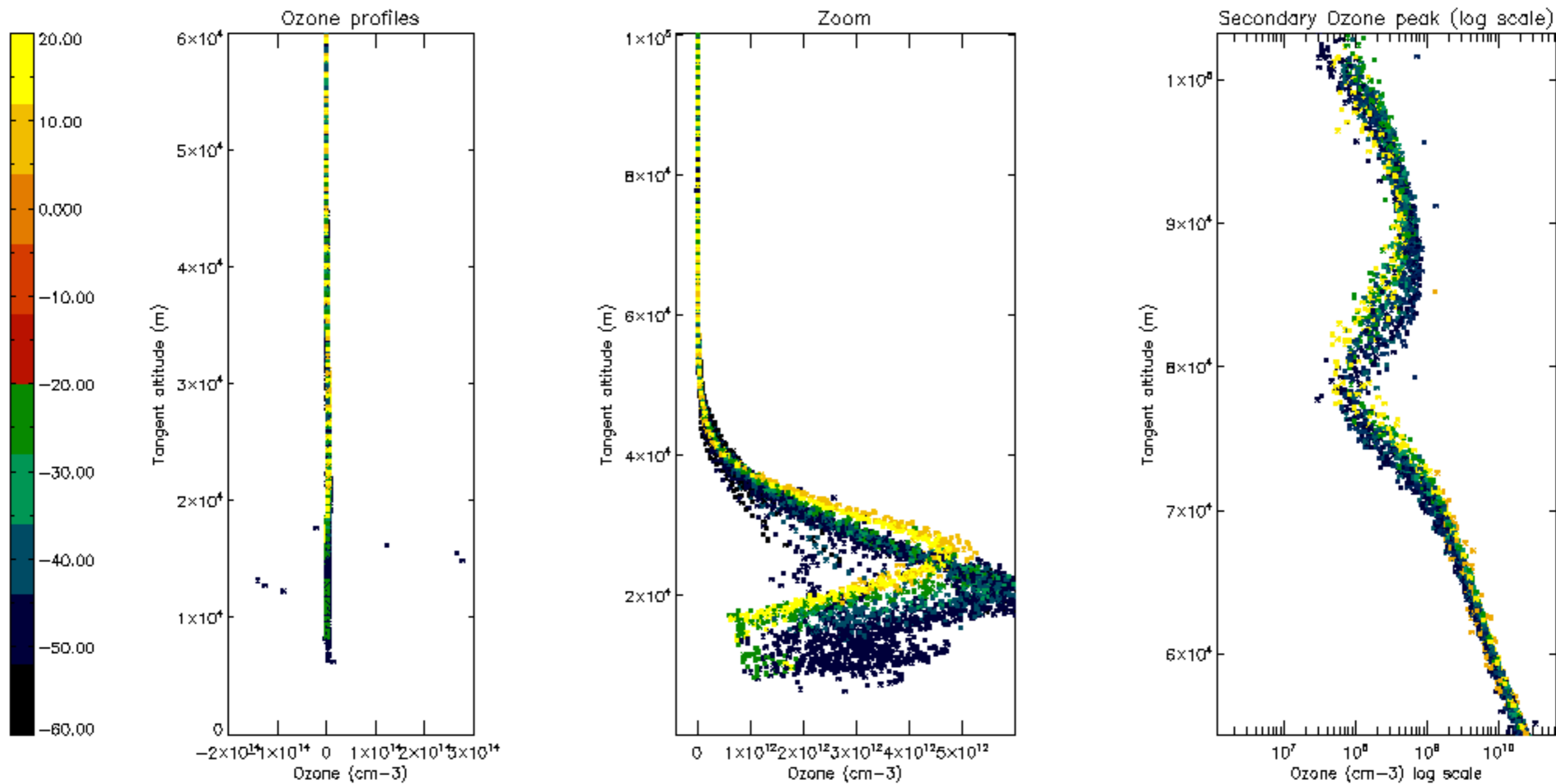
Percentage of star falling outside central band per profile

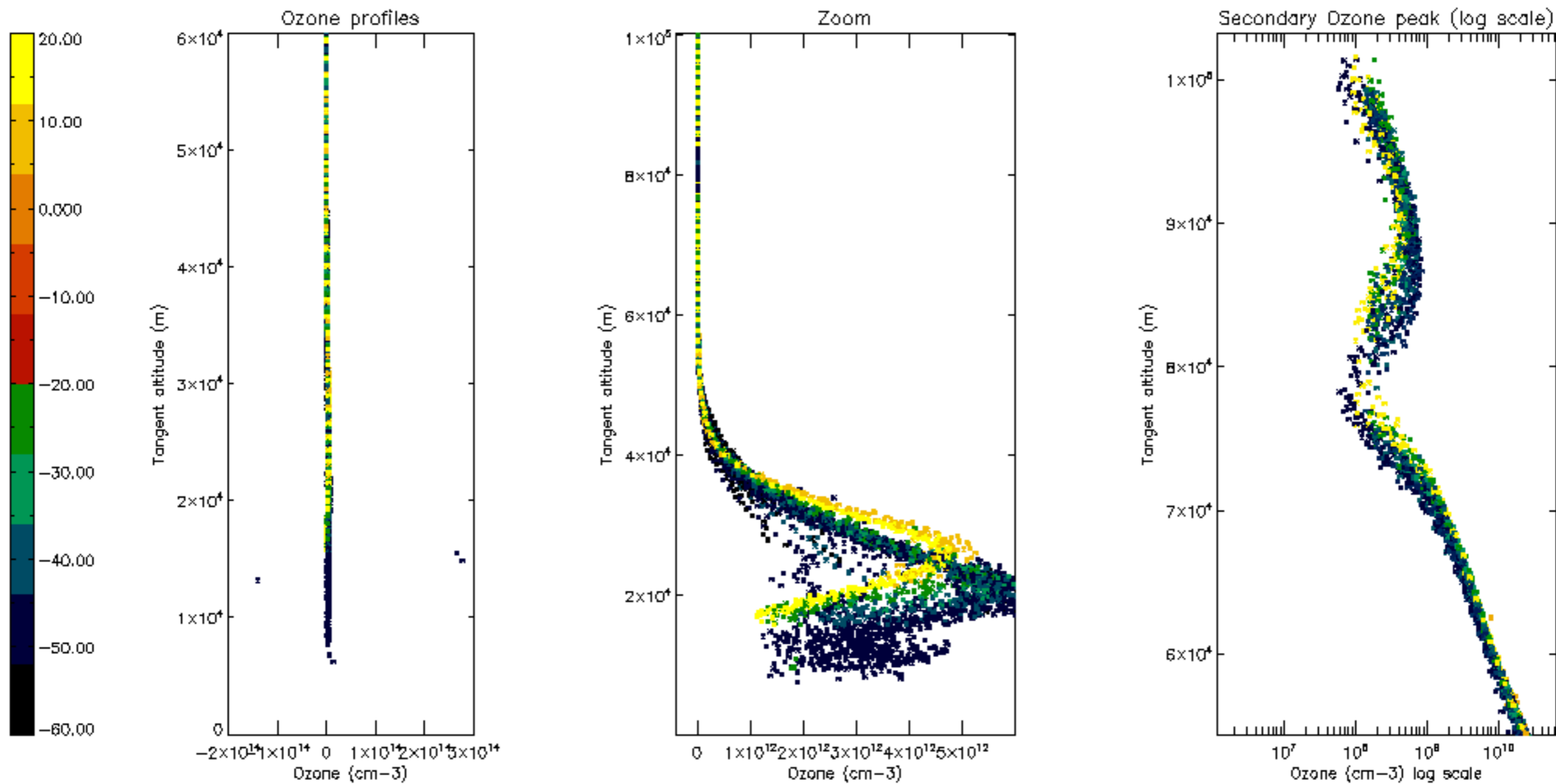


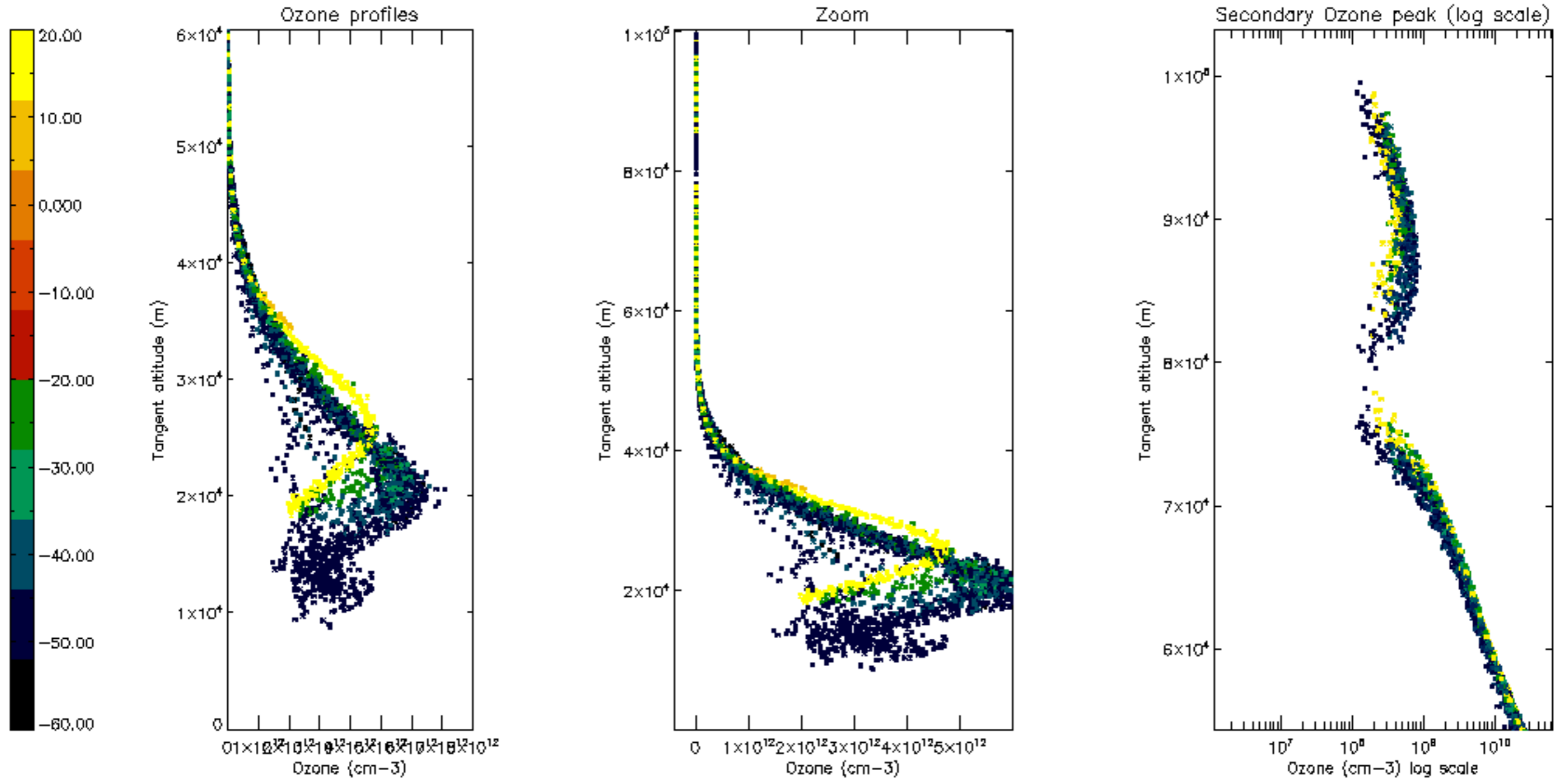
Percentage of saturation errors per profile

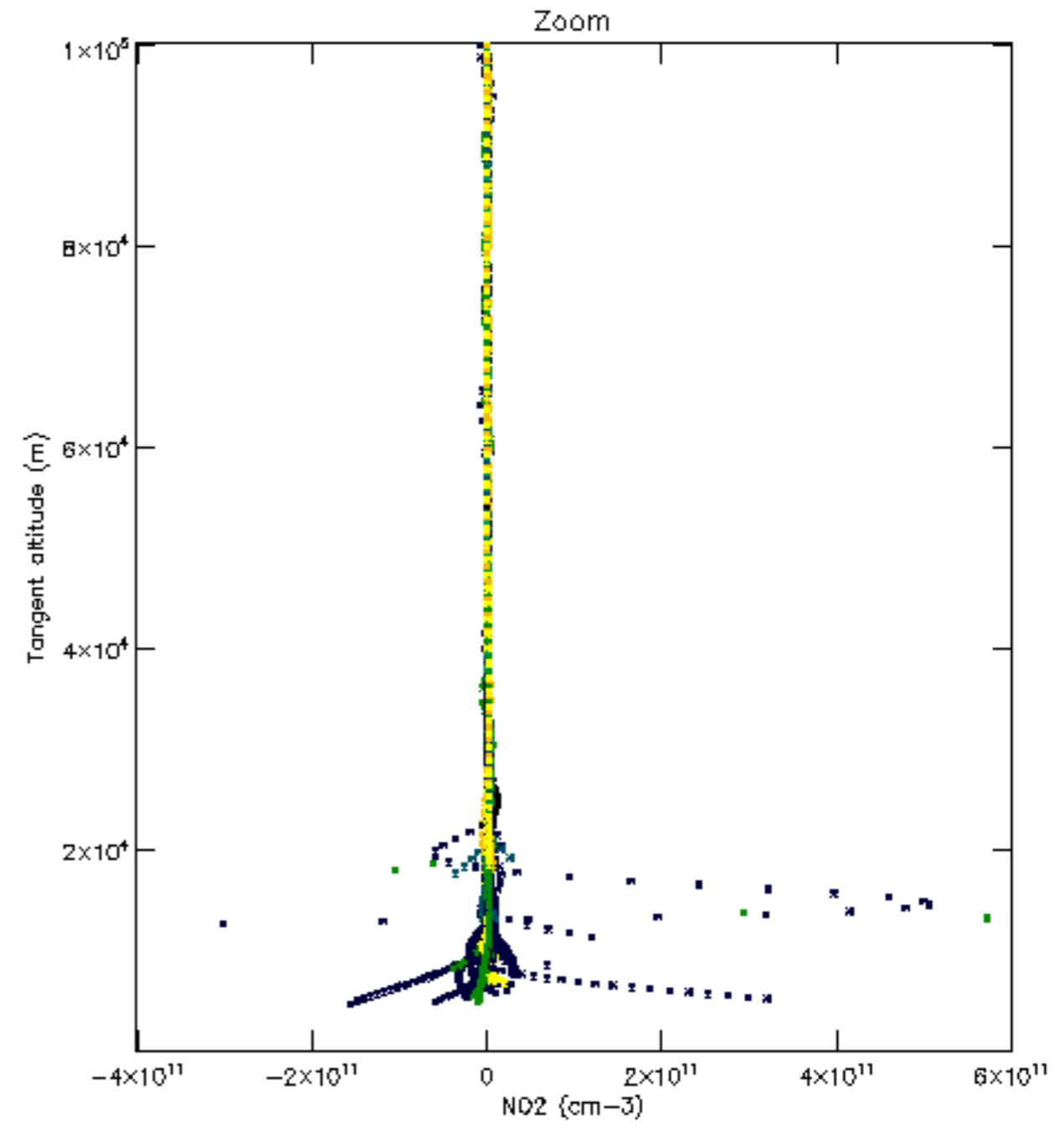
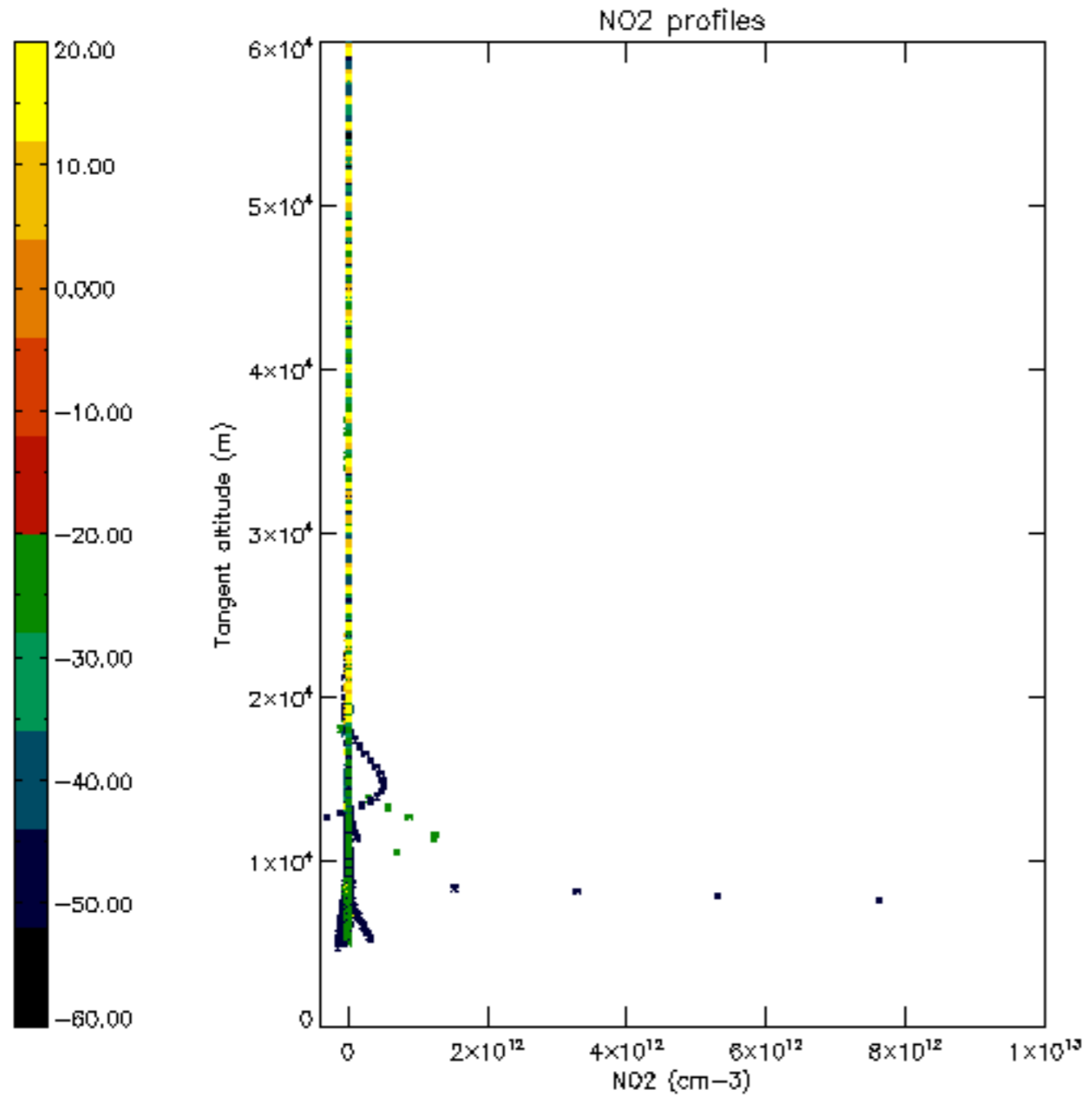


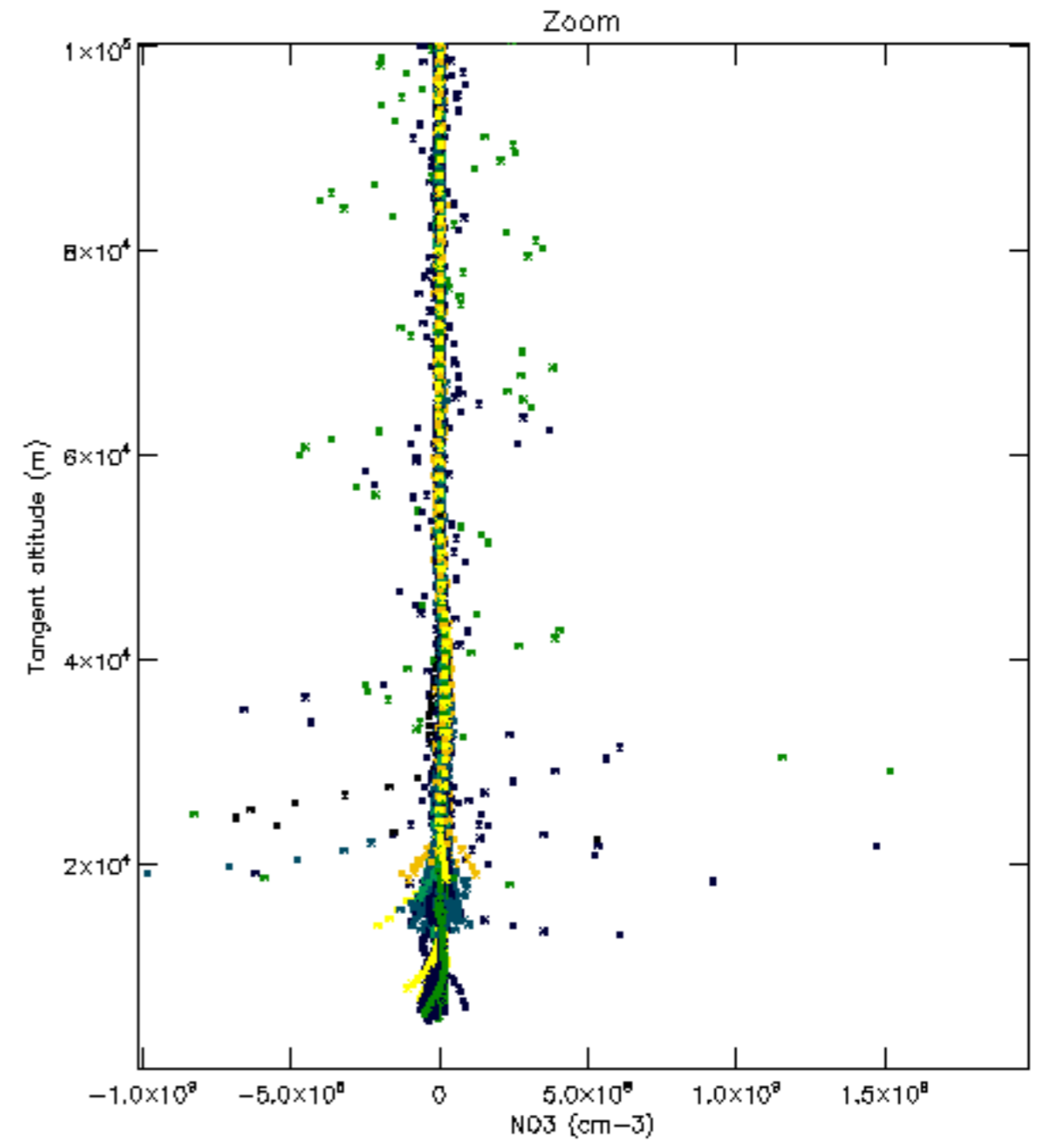
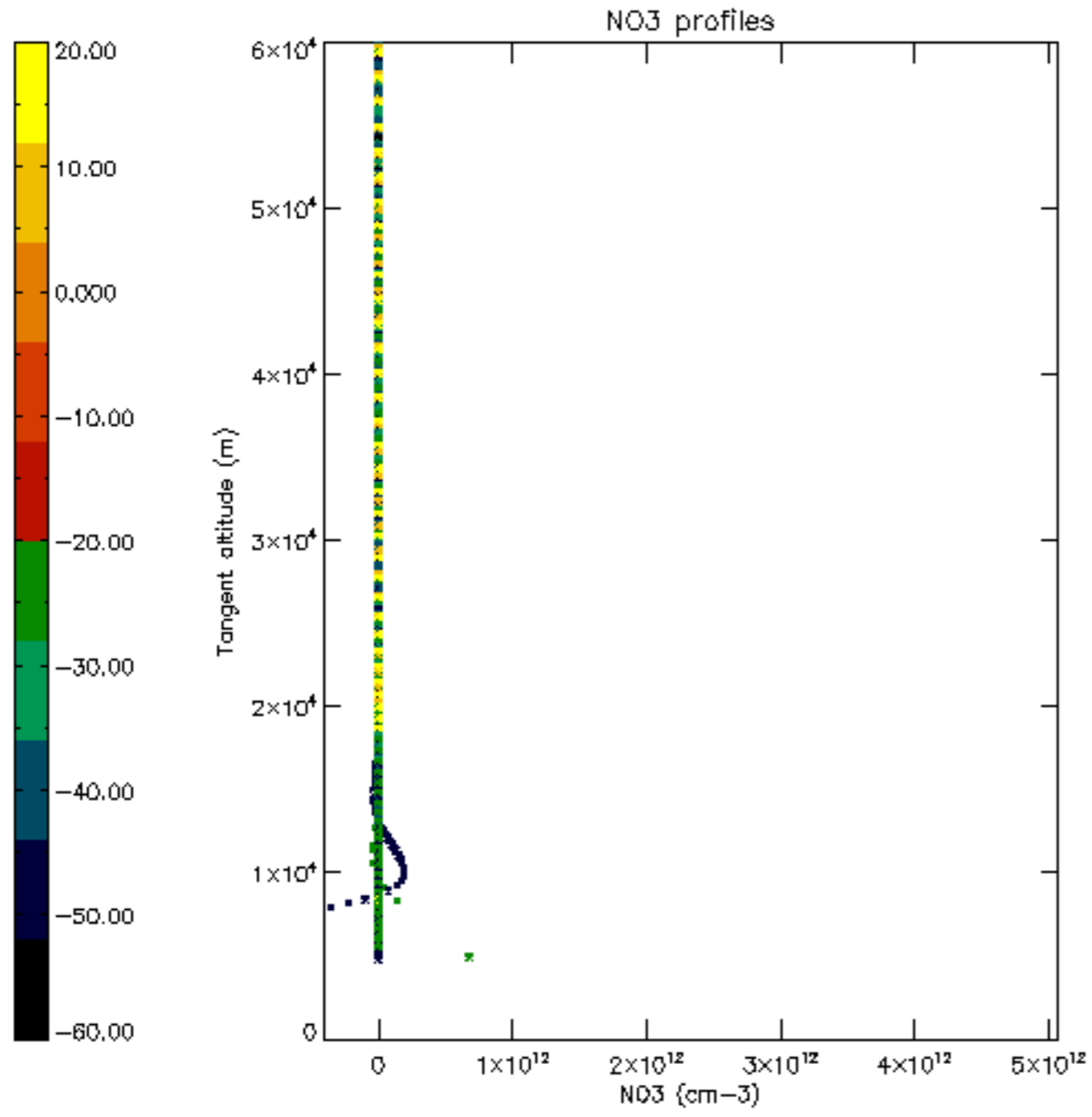


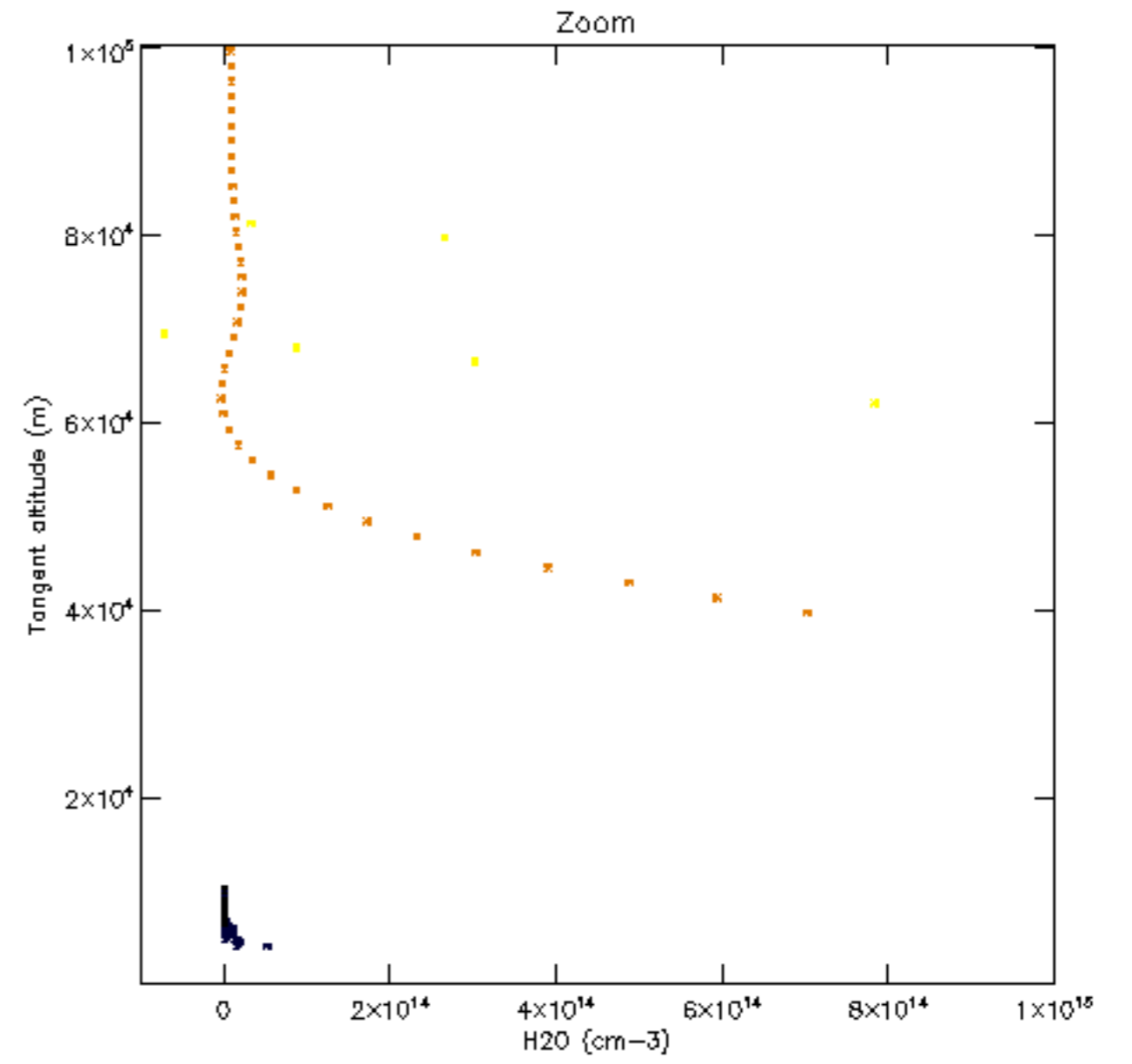
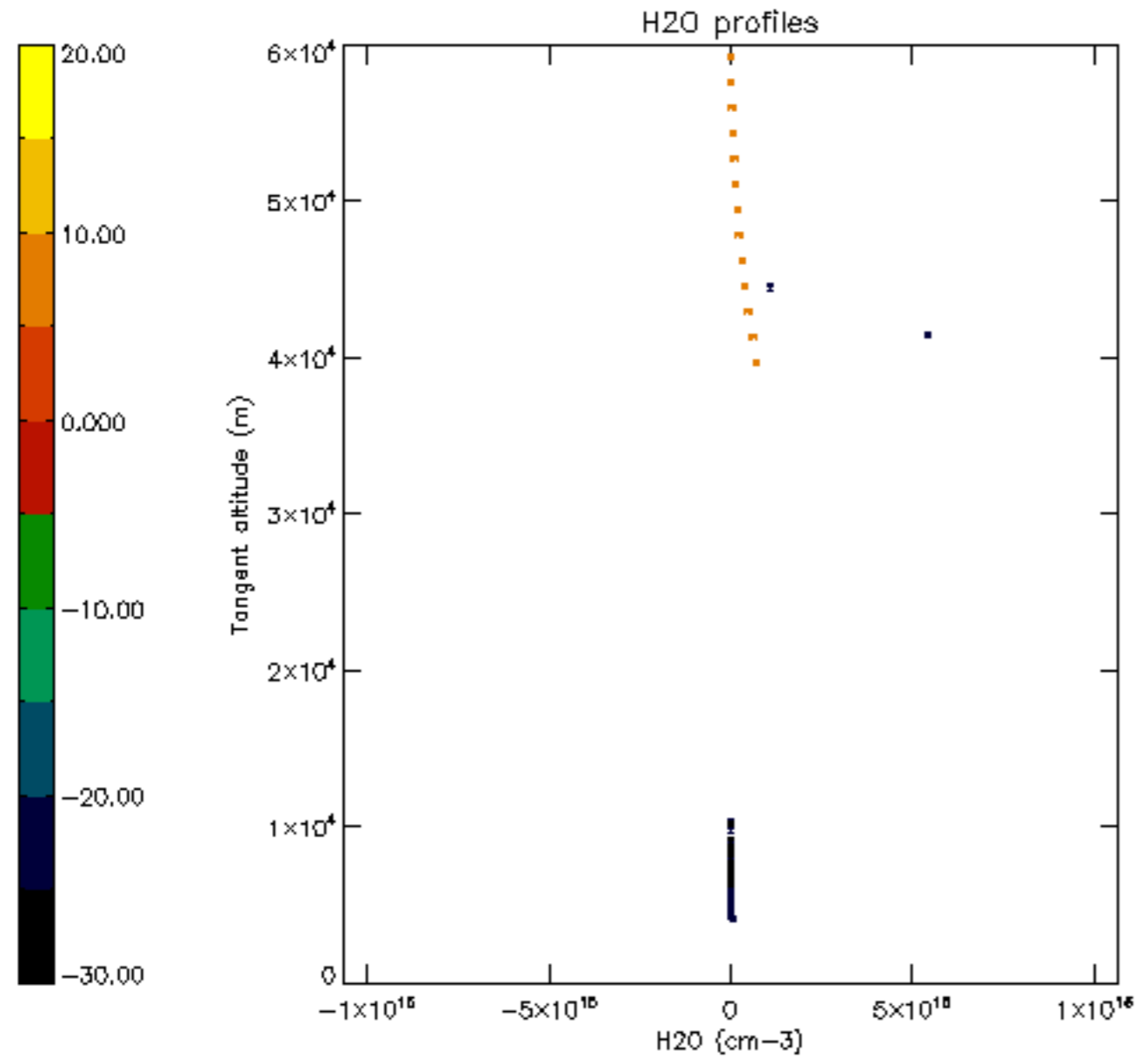


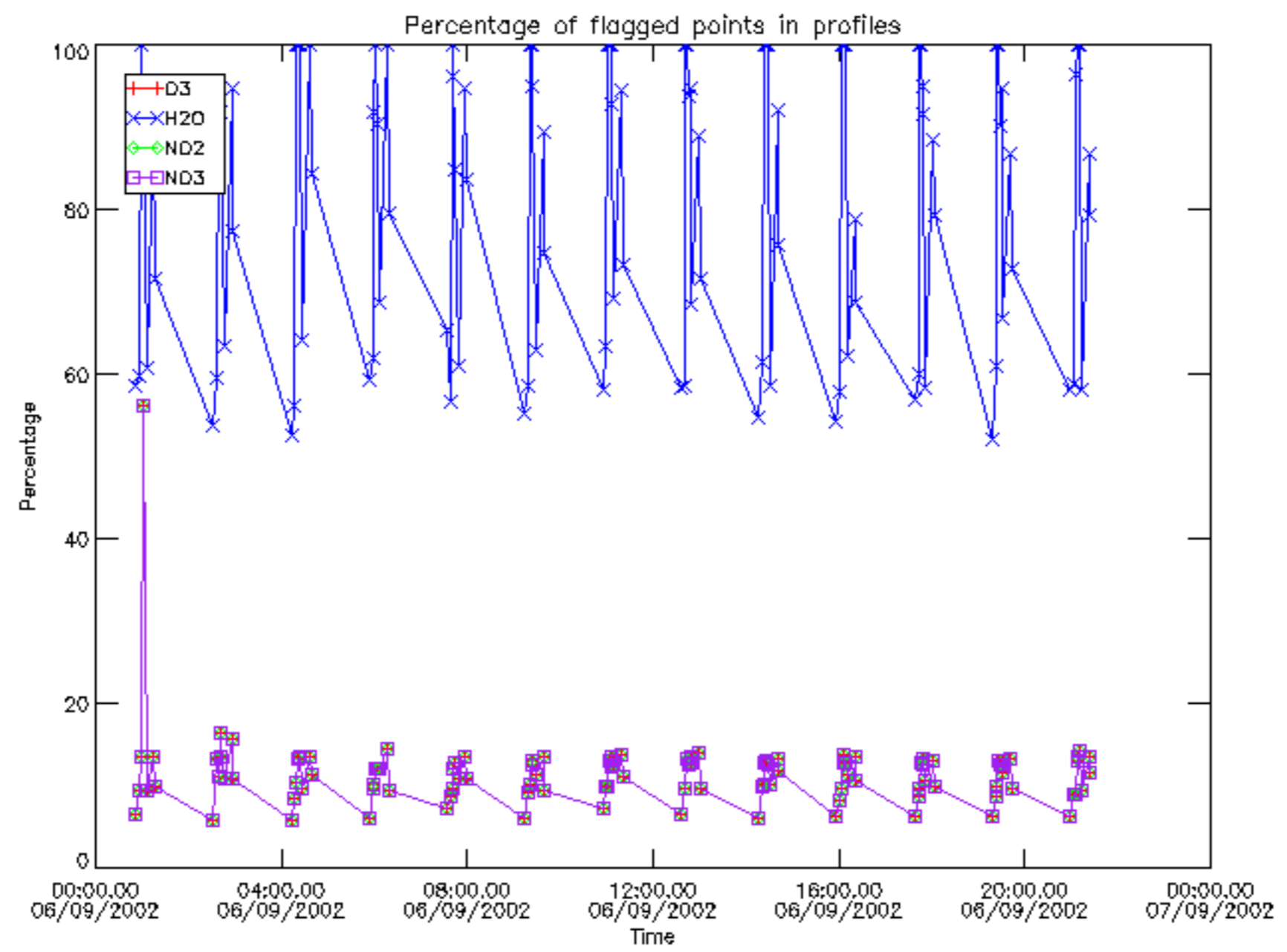




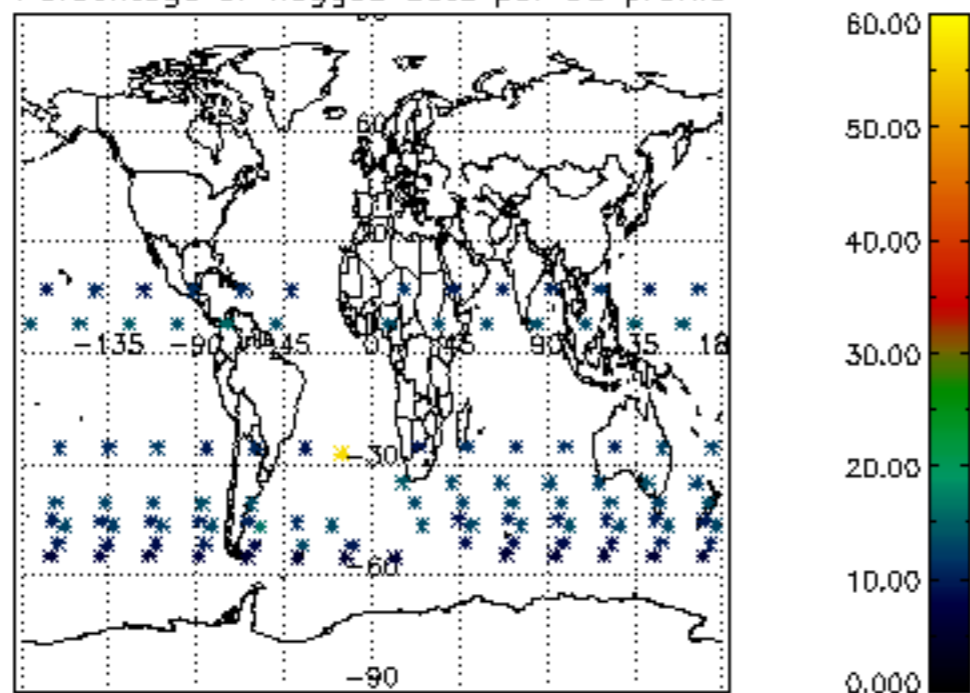




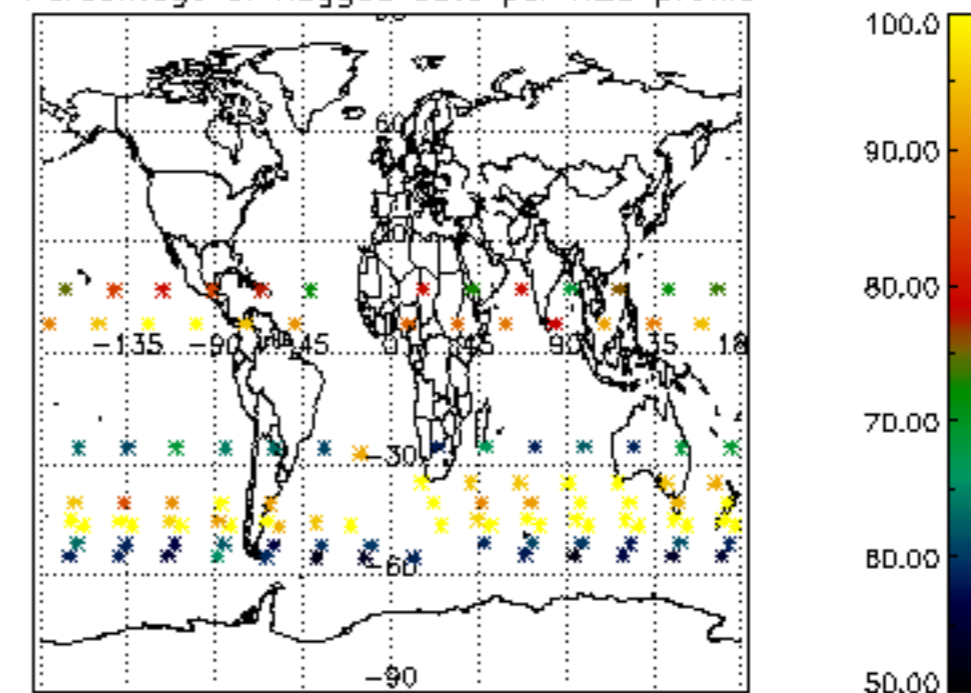




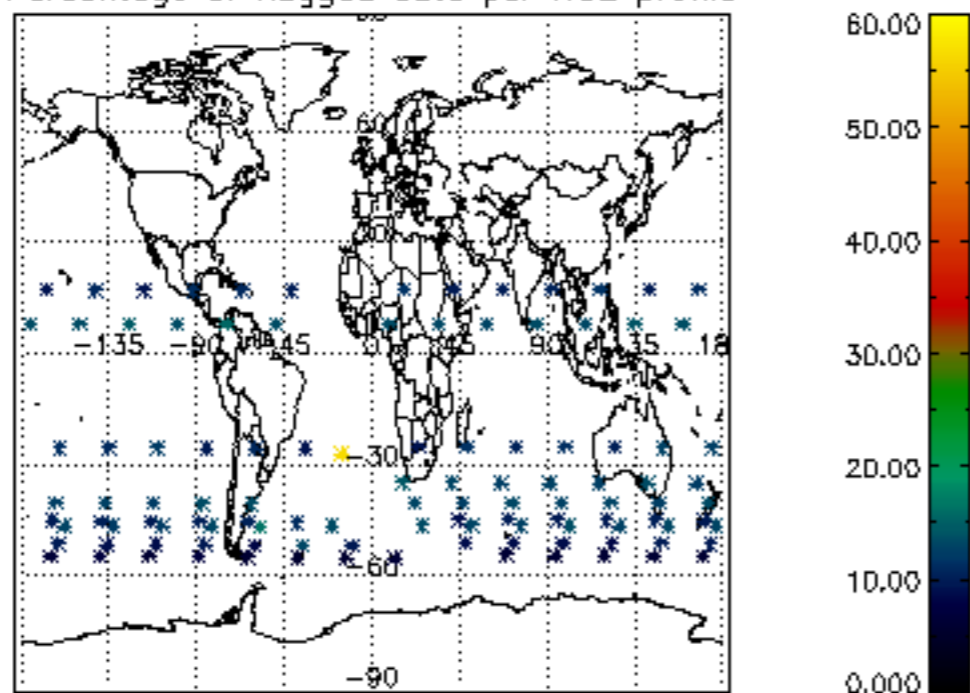
Percentage of flagged data per D3 profile



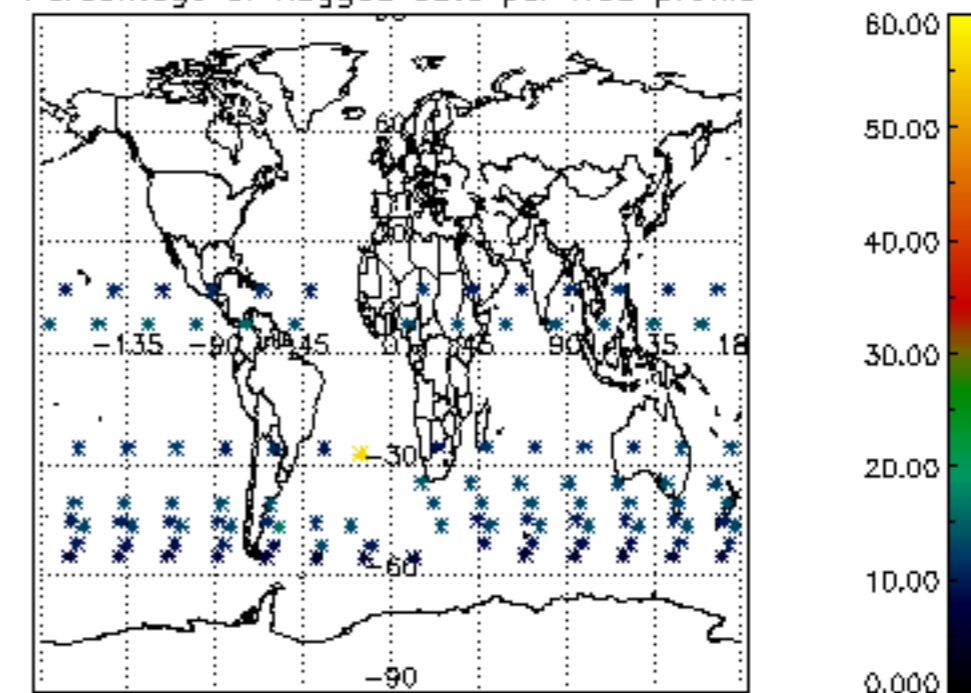
Percentage of flagged data per H2O profile

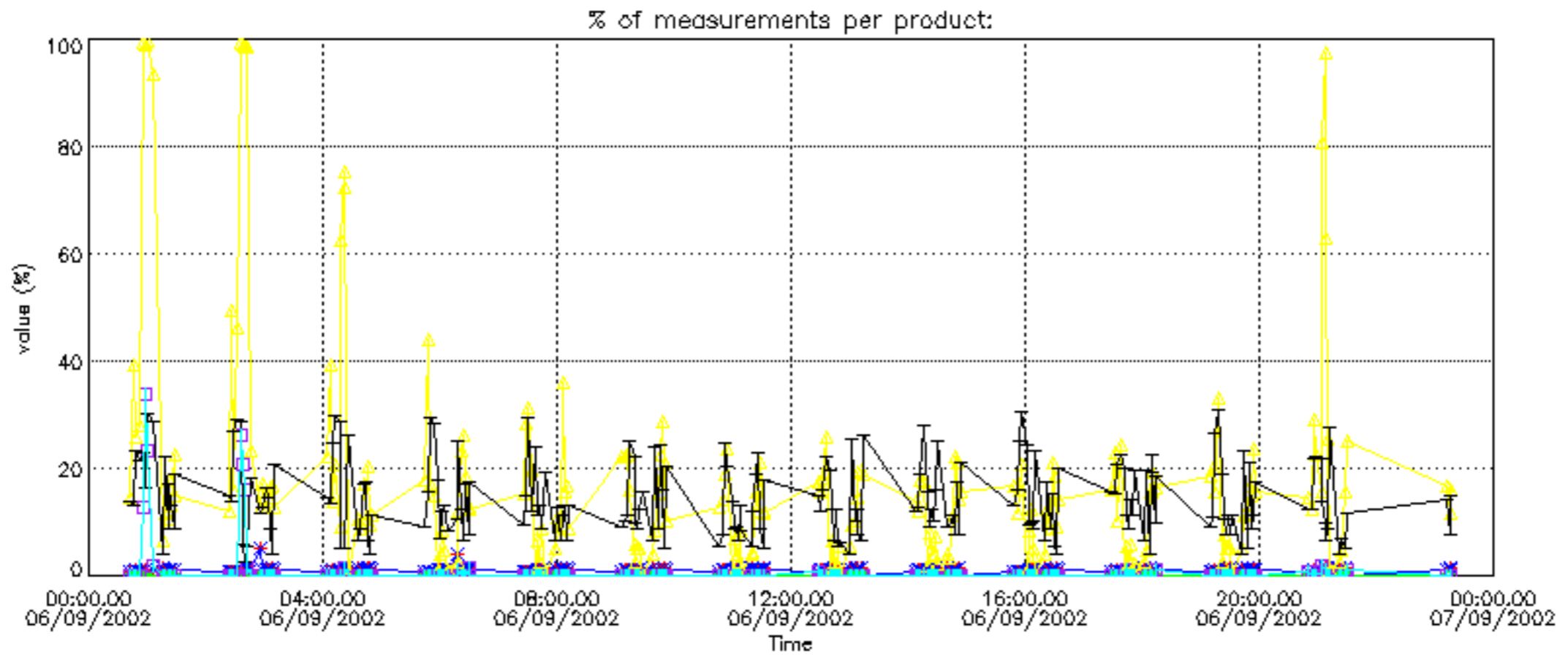


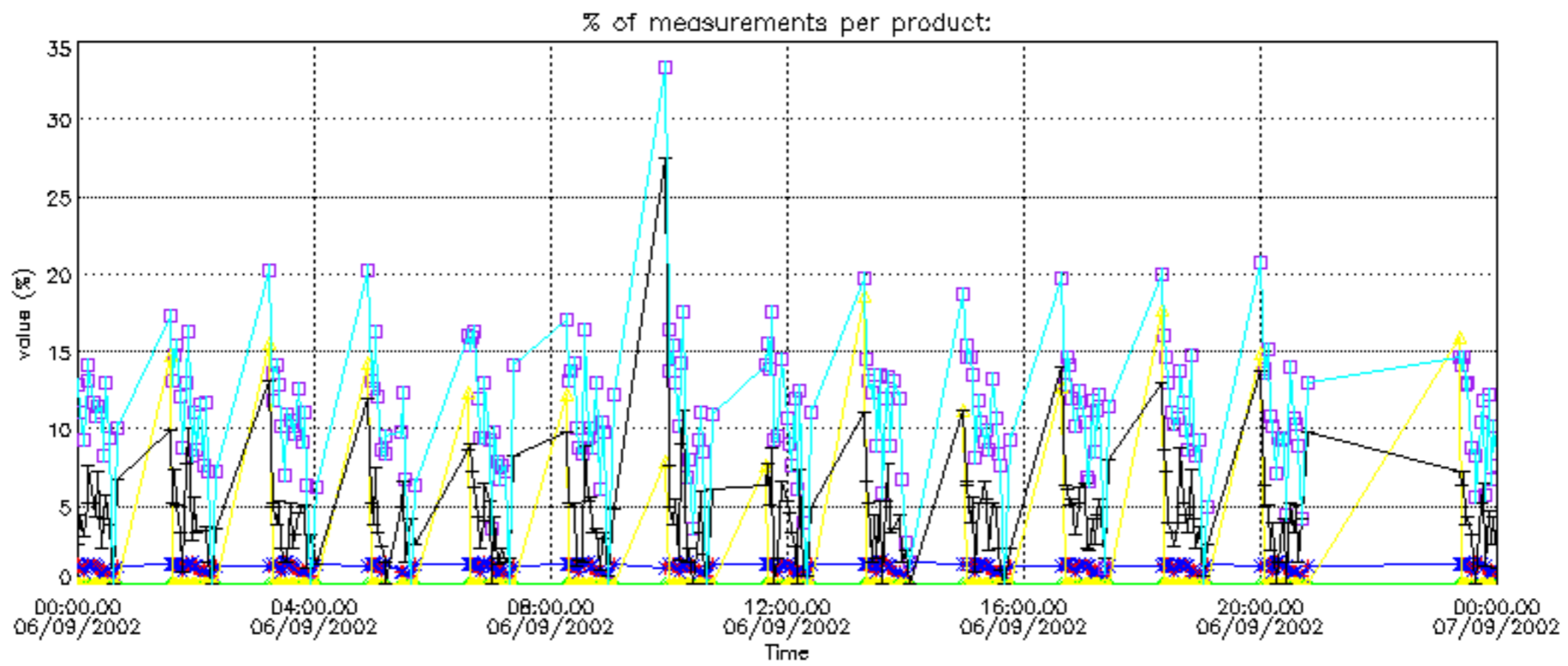
Percentage of flagged data per NO2 profile



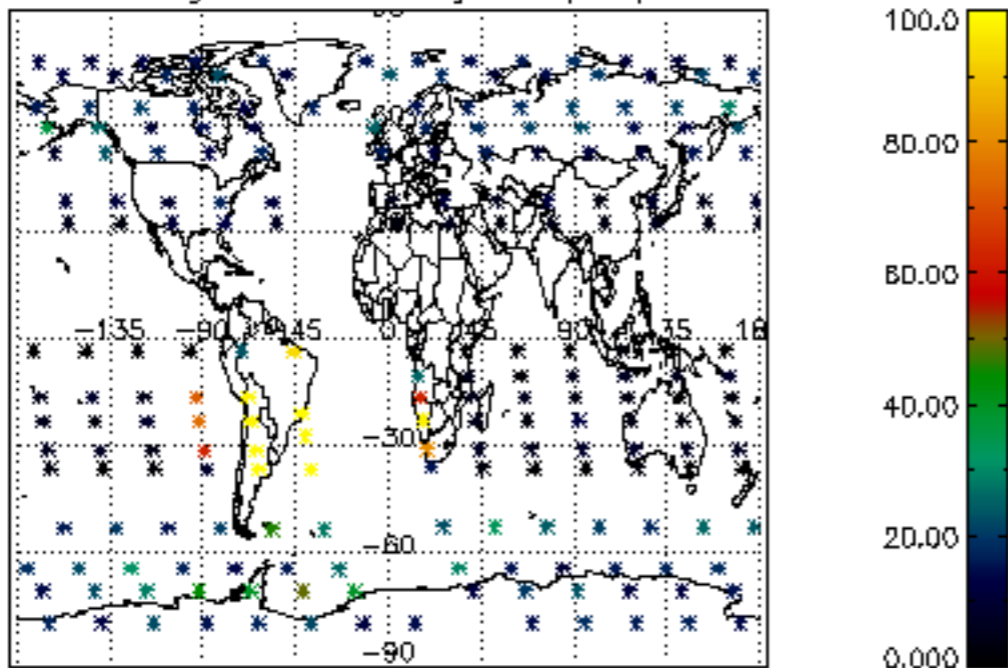
Percentage of flagged data per NO3 profile



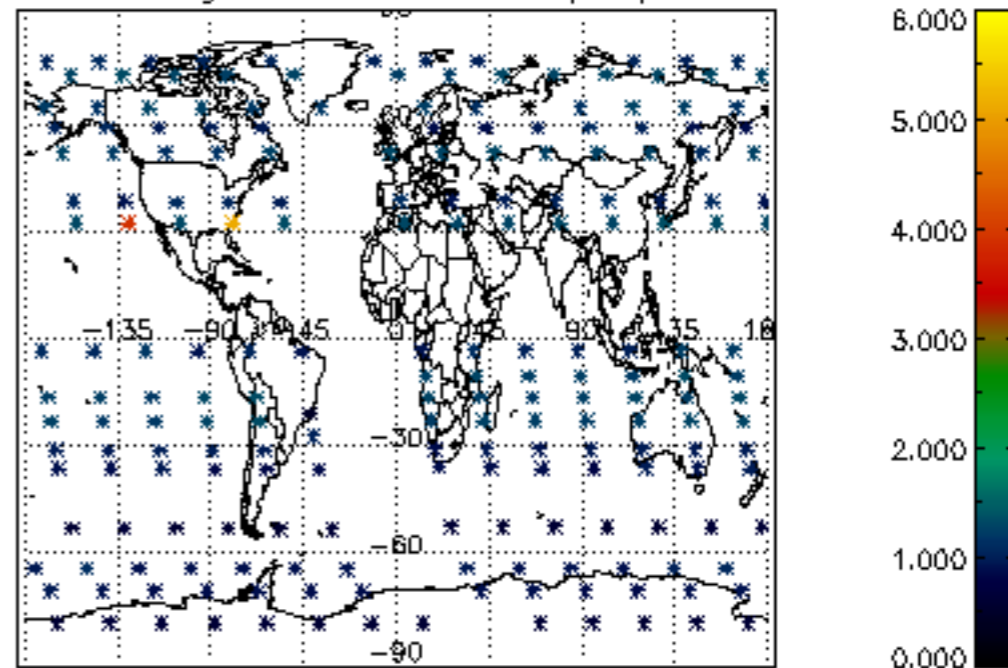




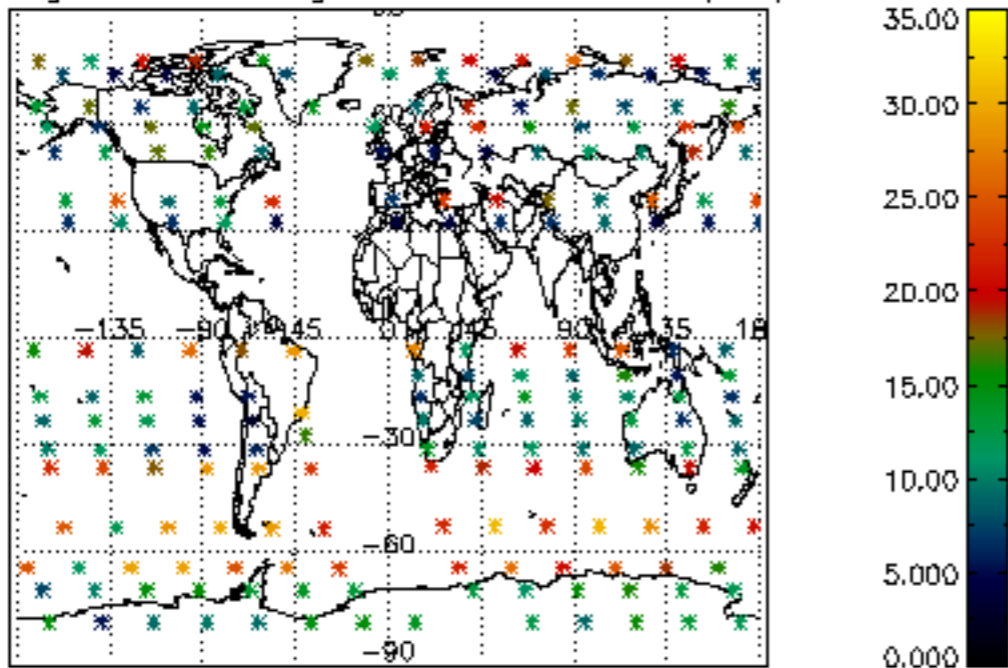
Percentage of cosmic ray hits per profile



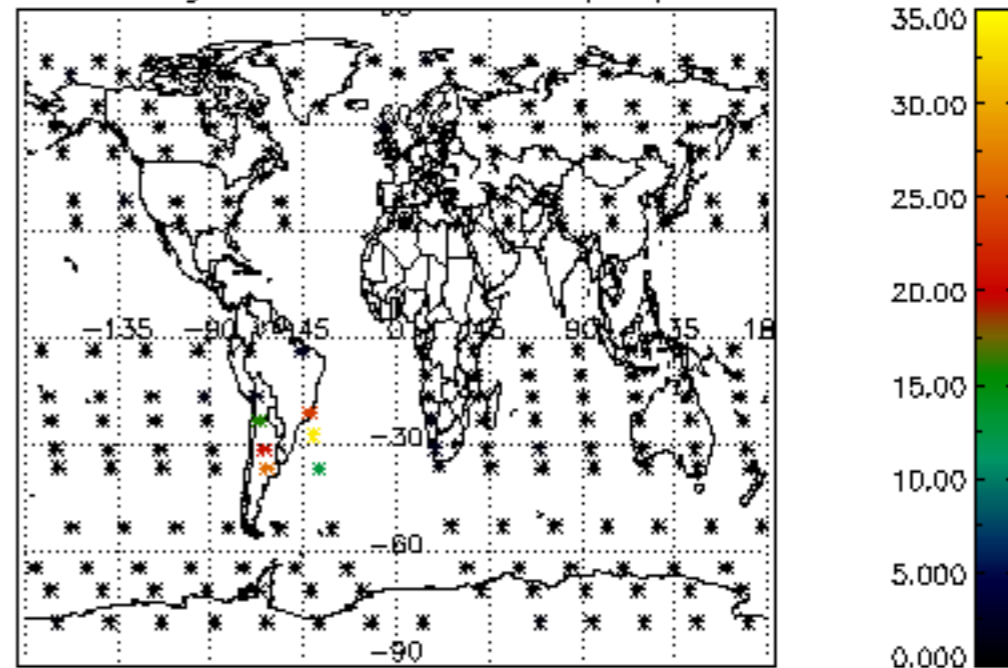
Percentage of datation errors per profile



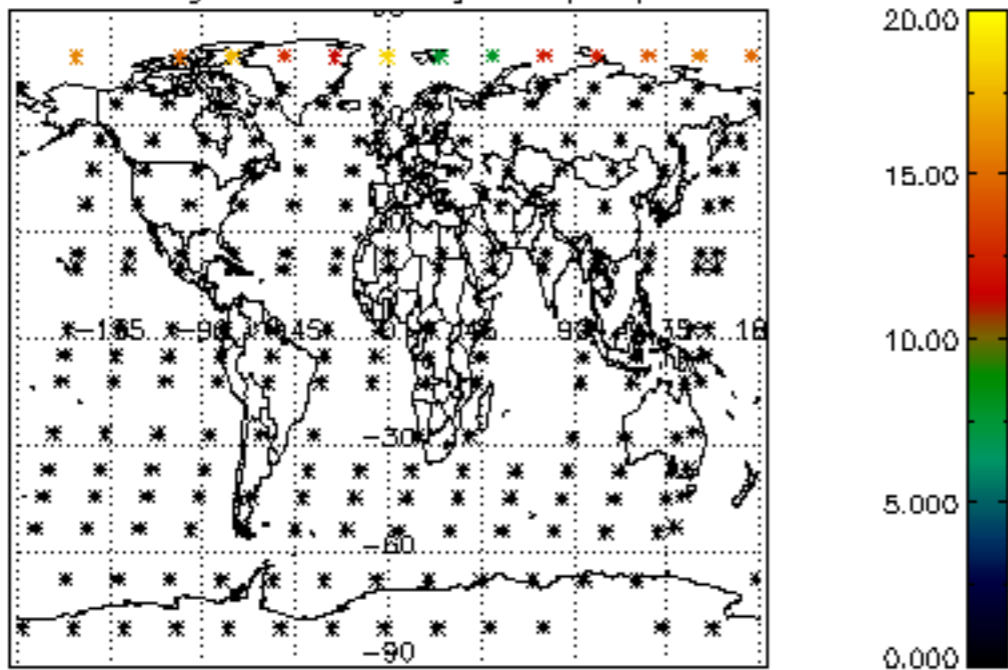
Percentage of star falling outside central band per profile



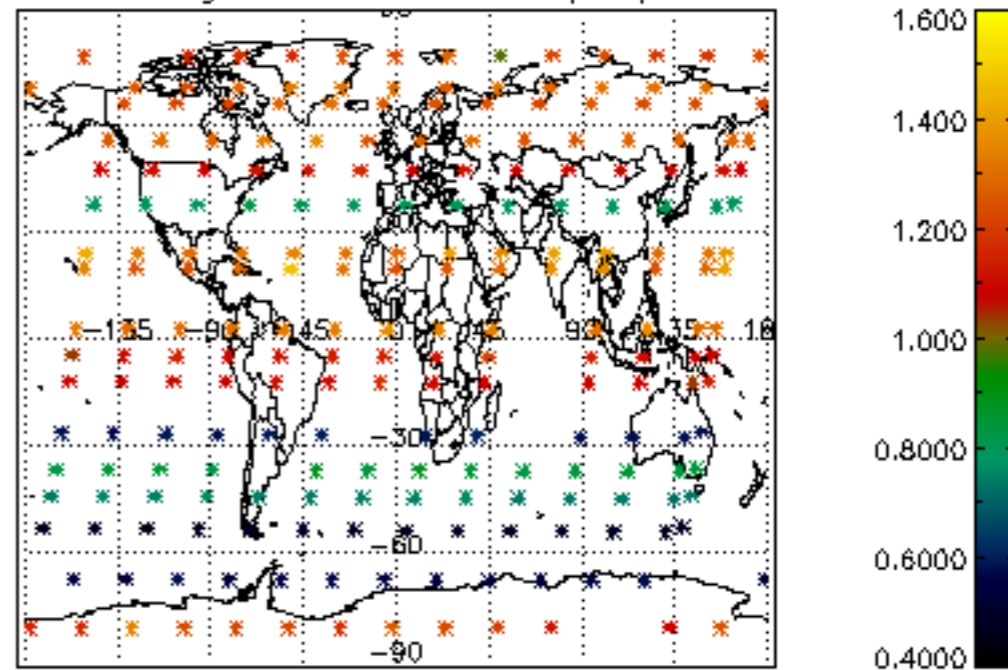
Percentage of saturation errors per profile



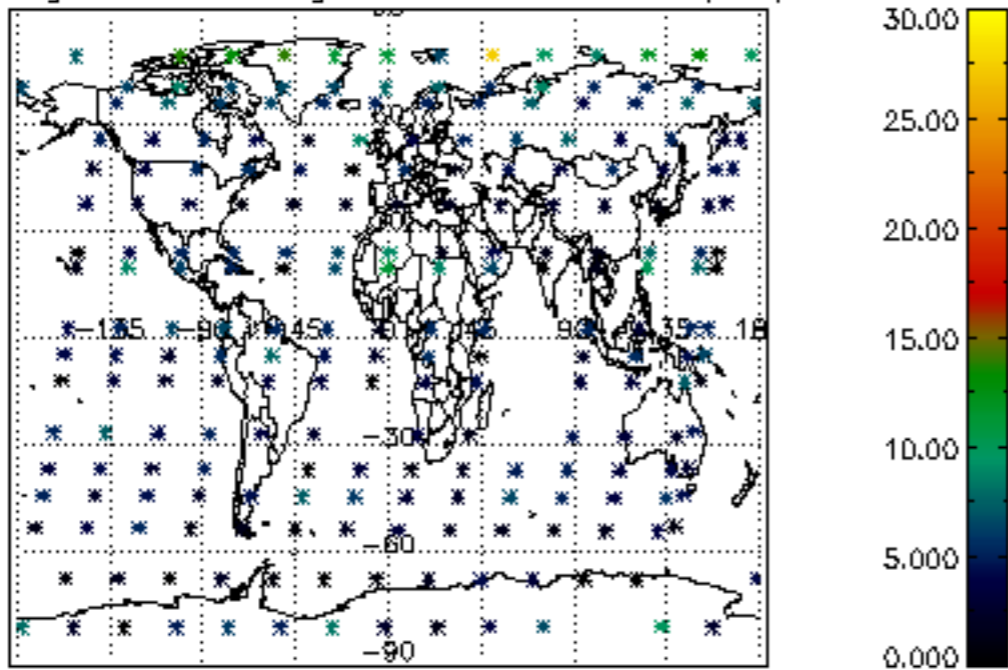
Percentage of cosmic ray hits per profile



Percentage of datation errors per profile



Percentage of star falling outside central band per profile



Percentage of saturation errors per profile

