

GOMOS Level 2 Daily Report

SUMMARY

[1. General Info](#)

[2. Summary of processed GOM_NL_2P products](#)

[3. Level 2 Quality information per product](#)

[3.1 Plot of level 2 quality information per product \(time dependant\)](#)

[3.2 Plot of level 2 quality information per product \(world map\)](#)

[4. Level 1 Quality information per product \(stored on level 2 products\)](#)

[4.1 Plot of level 1 quality information per product \(time dependant\)](#)

[4.1.1 Plot of level 1 quality information per product \(time dependant\): ASCENDING](#)

[4.1.2 Plot of level 1 quality information per product \(time dependant\): DESCENDING](#)

[4.2 Plot of level 1 quality information per product \(world map\)](#)

[4.2.1 Plot of level 1 quality information per product \(world map\): ASCENDING](#)

[4.2.2 Plot of level 1 quality information per product \(world map\): DESCENDING](#)

[5. Ozone profiles based on quality statistics and other trace gas profiles](#)

[5.1 Ozone statistics based on quality of products](#)

[5.2 Plot ozone profiles for all STD \(dark without errors\)](#)

[5.3 Plot ozone profiles where STD < 20% \(dark without errors\)](#)

[5.4. Plot ozone profiles where STD < 10% \(dark without errors\)](#)

[5.5. Plot ozone profiles where STD < 5% \(dark without errors\)](#)

[5.6 Plot NO2 profiles for all STD \(dark without errors\)](#)

[5.7 Plot NO3 profiles for all STD \(dark without errors\)](#)

[5.8 Plot H2O profiles \(only for occultations of stars 1,2,3,4,13,14,16,26,63 dark without errors\) for all STD](#)

[6. Auxiliary Data Files used for the production reported in section 2](#)

This report presents the daily analysis on parameters extracted from GOMOS level 2 data (GOM_NL__2P).
 It is intended to monitor some important parameters that will impact the quality of these products.
 A list of level 2 products (and content) that have arrived during the reporting day to the PCF is also given.

Item	Value
Time of report generation	17APR2013 18:16:19
Data source version	GOMOS/6.01
Start time of products	05-09-2002 (05SEP2002 00:00:00)
Stop time of products	06-09-2002 (06SEP2002 00:00:00)
Store outputs in DB	Yes
Nb of level 2 prods	432
Nb of prods with errors	0

2. Summary of processed GOM_NL__2P products.

Nr	Filename	UTC Start time	Limb	Duration	Star Id	Star Name	Star Mag	Star Temp	Nb Meas	Orbit	Prod. error
1	GOM_NL__2PRFIN20020905_000623_000000392009_00131_02690_2680.N1	05-SEP-2002 00:06:23	Dark	39.000	135	Bet Hyi	2.8200	5800.0	78	2690	No
2	GOM_NL__2PRFIN20020905_000757_000000532009_00131_02690_2681.N1	05-SEP-2002 00:07:57	Dark	52.500	9	Alp Eri	0.45300	24000.	105	2690	No
3	GOM_NL__2PRFIN20020905_001157_000000432009_00131_02690_2682.N1	05-SEP-2002 00:11:57	Straylight	42.500	148	Alp Tuc	2.8780	4100.0	85	2690	No
4	GOM_NL__2PRFIN20020905_001349_000000542009_00131_02690_2683.N1	05-SEP-2002 00:13:49	Straylight	53.500	84	Alp Phe	2.3970	4500.0	107	2690	No
5	GOM_NL__2PRFIN20020905_001538_000000422009_00131_02690_2684.N1	05-SEP-2002 00:15:38	Straylight	42.000	31	Alp Gru	1.7340	15200.	84	2690	No
6	GOM_NL__2PRFIN20020905_001826_000000402009_00131_02690_2685.N1	05-SEP-2002 00:18:26	Straylight	40.000	172	Gam Gru	3.0030	13100.	80	2690	No
7	GOM_NL__2PRFIN20020905_001943_000000492009_00131_02690_2686.N1	05-SEP-2002 00:19:43	Straylight	49.000	18	24Alp PsA	1.1660	9700.0	98	2690	No
8	GOM_NL__2PRFIN20020905_002427_000000422009_00131_02690_2687.N1	05-SEP-2002 00:24:27	Bright	42.000	142	49Del Cap	2.8500	8900.0	84	2690	No
9	GOM_NL__2PRFIN20020905_002733_000000402009_00131_02690_2688.N1	05-SEP-2002 00:27:33	Bright	39.500	154	22Bet Aqr	2.8990	5700.0	79	2690	No
10	GOM_NL__2PRFIN20020905_002855_000000412009_00131_02690_2689.N1	05-SEP-2002 00:28:55	Bright	41.000	162	34Alp Aqr	2.9440	5350.0	82	2690	No
11	GOM_NL__2PRFIN20020905_003154_000000402009_00131_02690_2690.N1	05-SEP-2002 00:31:54	Bright	39.500	61	8Eps Peg	2.1000	3900.0	79	2690	No
12	GOM_NL__2PRFIN20020905_003424_000000472009_00131_02690_2691.N1	05-SEP-2002 00:34:24	Bright	46.500	90	54Alp Peg	2.4870	11000.	93	2690	No
13	GOM_NL__2PRFIN20020905_003730_000000662009_00131_02690_2692.N1	05-SEP-2002 00:37:30	Bright	66.000	140	88Gam Peg	2.8340	26000.	132	2690	No
14	GOM_NL__2PRFIN20020905_004049_000000382009_00131_02690_2693.N1	05-SEP-2002 00:40:49	Bright	37.500	66	37Gam Cyg	2.2080	5900.0	75	2690	No
15	GOM_NL__2PRFIN20020905_004201_000000402009_00131_02690_2694.N1	05-SEP-2002 00:42:01	Bright	40.000	19	50Alp Cyg	1.2460	10500.	80	2690	No
16	GOM_NL__2PRFIN20020905_004650_000000402009_00131_02690_2695.N1	05-SEP-2002 00:46:50	Bright	39.500	89	5Alp Cep	2.4510	8000.0	79	2690	No
17	GOM_NL__2PRFIN20020905_004910_000000452009_00131_02690_2696.N1	05-SEP-2002 00:49:10	Bright	45.000	74	11Bet Cas	2.2680	6600.0	90	2690	No
18	GOM_NL__2PRFIN20020905_010705_000000862009_00131_02690_2697.N1	05-SEP-2002 01:07:05	Bright	85.500	149	45Eps Per	2.8880	30000.	171	2690	No
19	GOM_NL__2PRFIN20020905_011137_000000542009_00131_02690_2698.N1	05-SEP-2002 01:11:37	Bright	53.500	24	66Alp Gem	1.5800	10200.	107	2690	No
20	GOM_NL__2PRFIN20020905_011425_000000762009_00131_02690_2699.N1	05-SEP-2002 01:14:25	Twilight	75.500	28	12Bet Tau	1.6500	15200.	151	2690	No
21	GOM_NL__2PRFIN20020905_011733_000000602009_00131_02690_2700.N1	05-SEP-2002 01:17:33	Twilight	59.500	44	24Gam Gem	1.9280	11000.	119	2690	No
22	GOM_NL__2PRFIN20020905_011930_000000542009_00131_02690_2701.N1	05-SEP-2002 01:19:30	Twilight	54.000	8	10Alp CMi	0.40000	6500.0	108	2690	No
23	GOM_NL__2PRFIN20020905_012239_000000802009_00131_02690_2702.N1	05-SEP-2002 01:22:39	Dark	79.500	14	58Alp Ori	0.87000	3000.0	159	2690	No
24	GOM_NL__2PRFIN20020905_012731_000000612009_00131_02690_2703.N1	05-SEP-2002 01:27:31	Dark	61.000	1	9Alp CMa	-1.4400	11000.	122	2690	No
25	GOM_NL__2PRFIN20020905_012854_000000532009_00131_02690_2704.N1	05-SEP-2002 01:28:54	Dark	52.500	47	2Bet CMa	1.9760	28000.	105	2690	No
26	GOM_NL__2PRFIN20020905_013124_000000402009_00131_02690_2705.N1	05-SEP-2002 01:31:24	Dark	39.500	70	Zet Pup	2.2460	39000.	79	2690	No
27	GOM_NL__2PRFIN20020905_013317_000000382009_00131_02690_2706.N1	05-SEP-2002 01:33:17	Dark	38.000	34	Gam2Vel	1.7930	23000.	76	2690	No
28	GOM_NL__2PRFIN20020905_013650_000000522009_00131_02690_2707.N1	05-SEP-2002 01:36:50	Dark	52.000	2	Alp Car	-0.73600	7000.0	104	2690	No
29	GOM_NL__2PRFIN20020905_014659_000000392009_00132_02691_3000.N1	05-SEP-2002 01:46:59	Dark	38.500	135	Bet Hyi	2.8200	5800.0	77	2691	No
30	GOM_NL__2PRFIN20020905_014833_000000572009_00132_02691_3001.N1	05-SEP-2002 01:48:33	Dark	56.500	9	Alp Eri	0.45300	24000.	113	2691	No
31	GOM_NL__2PRFIN20020905_015234_000000442009_00132_02691_3002.N1	05-SEP-2002 01:52:34	Straylight	43.500	148	Alp Tuc	2.8780	4100.0	87	2691	No
32	GOM_NL__2PRFIN20020905_015428_000000522009_00132_02691_3003.N1	05-SEP-2002 01:54:28	Straylight	51.500	84	Alp Phe	2.3970	4500.0	103	2691	No
33	GOM_NL__2PRFIN20020905_015614_000000412009_00132_02691_3004.N1	05-SEP-2002 01:56:14	Straylight	40.500	31	Alp Gru	1.7340	15200.	81	2691	No
34	GOM_NL__2PRFIN20020905_015902_000000402009_00132_02691_3005.N1	05-SEP-2002 01:59:02	Straylight	40.000	172	Gam Gru	3.0030	13100.	80	2691	No
35	GOM_NL__2PRFIN20020905_020020_000000482009_00132_02691_3006.N1	05-SEP-2002 02:00:20	Straylight	48.000	18	24Alp PsA	1.1660	9700.0	96	2691	No
36	GOM_NL__2PRFIN20020905_020503_000000412009_00132_02691_3007.N1	05-SEP-2002 02:05:03	Bright	41.000	142	49Del Cap	2.8500	8900.0	82	2691	No
37	GOM_NL__2PRFIN20020905_020809_000000382009_00132_02691_3008.N1	05-SEP-2002 02:08:09	Bright	37.500	154	22Bet Aqr	2.8990	5700.0	75	2691	No
38	GOM_NL__2PRFIN20020905_020931_000000422009_00132_02691_3009.N1	05-SEP-2002 02:09:31	Bright	41.500	162	34Alp Aqr	2.9440	5350.0	83	2691	No
39	GOM_NL__2PRFIN20020905_021230_000000392009_00132_02691_3010.N1	05-SEP-2002 02:12:30	Bright	38.500	61	8Eps Peg	2.1000	3900.0	77	2691	No
40	GOM_NL__2PRFIN20020905_021500_000000462009_00132_02691_3011.N1	05-SEP-2002 02:15:00	Bright	46.000	90	54Alp Peg	2.4870	11000.	92	2691	No
41	GOM_NL__2PRFIN20020905_021805_000000662009_00132_02691_3012.N1	05-SEP-2002 02:18:05	Bright	65.500	140	88Gam Peg	2.8340	26000.	131	2691	No
42	GOM_NL__2PRFIN20020905_022126_000000402009_00132_02691_3013.N1	05-SEP-2002 02:21:26	Bright	39.500	66	37Gam Cyg	2.2080	5900.0	79	2691	No

43	GOM_NL__2PRFIN20020905_022238_000000402009_00132_02691_3014.N1	05-SEP-2002 02:22:38	Bright	39.500	19	50Alp Cyg	1.2460	10500.	79	2691	No
44	GOM_NL__2PRFIN20020905_022727_000000382009_00132_02691_3015.N1	05-SEP-2002 02:27:27	Bright	38.000	89	5Alp Cep	2.4510	8000.0	76	2691	No
45	GOM_NL__2PRFIN20020905_022945_000000452009_00132_02691_3016.N1	05-SEP-2002 02:29:45	Bright	44.500	74	11Bet Cas	2.2680	6600.0	89	2691	No
46	GOM_NL__2PRFIN20020905_023149_000000482009_00132_02691_3017.N1	05-SEP-2002 02:31:49	Bright	47.500	76	27Gam Cas	2.3000	30000.	95	2691	No
47	GOM_NL__2PRFIN20020905_023621_000000882009_00132_02691_3018.N1	05-SEP-2002 02:36:21	Bright	88.000	73	57Gam1And	2.2600	13100.	176	2691	No
48	GOM_NL__2PRFIN20020905_024101_000000702009_00132_02691_3019.N1	05-SEP-2002 02:41:01	Bright	69.500	35	33Alp Per	1.7950	6250.0	139	2691	No
49	GOM_NL__2PRFIN20020905_024348_000001072009_00132_02691_3020.N1	05-SEP-2002 02:43:48	Bright	107.00	79	26Bet Per	2.3100	13100.	214	2691	No
50	GOM_NL__2PRFIN20020905_024740_000000892009_00132_02691_3021.N1	05-SEP-2002 02:47:40	Bright	88.500	149	45Eps Per	2.8880	30000.	177	2691	No
51	GOM_NL__2PRFIN20020905_025213_000000452009_00132_02691_3022.N1	05-SEP-2002 02:52:13	Bright	44.500	24	66Alp Gem	1.5800	10200.	89	2691	No
52	GOM_NL__2PRFIN20020905_025502_000000782009_00132_02691_3023.N1	05-SEP-2002 02:55:02	Twi_and_stray	78.000	28	12Bet Tau	1.6500	15200.	156	2691	No
53	GOM_NL__2PRFIN20020905_025811_000000562009_00132_02691_3024.N1	05-SEP-2002 02:58:11	Twi_and_stray	56.000	44	24Gam Gem	1.9280	11000.	112	2691	No
54	GOM_NL__2PRFIN20020905_030007_000000552009_00132_02691_3025.N1	05-SEP-2002 03:00:07	Twilight	55.000	8	10Alp CMi	0.40000	6500.0	110	2691	No
55	GOM_NL__2PRFIN20020905_030315_000000822009_00132_02691_3026.N1	05-SEP-2002 03:03:15	Dark	82.000	14	58Alp Ori	0.87000	3000.0	164	2691	No
56	GOM_NL__2PRFIN20020905_030807_000000572009_00132_02691_3027.N1	05-SEP-2002 03:08:07	Dark	57.000	1	9Alp CMa	-1.4400	11000.	114	2691	No
57	GOM_NL__2PRFIN20020905_030931_000000552009_00132_02691_3028.N1	05-SEP-2002 03:09:31	Dark	55.000	47	2Bet CMa	1.9760	28000.	110	2691	No
58	GOM_NL__2PRFIN20020905_031200_000000392009_00132_02691_3029.N1	05-SEP-2002 03:12:00	Dark	39.000	70	Zet Pup	2.2460	39000.	78	2691	No
59	GOM_NL__2PRFIN20020905_031353_000000422009_00132_02691_3030.N1	05-SEP-2002 03:13:53	Dark	42.000	34	Gam2Vel	1.7930	23000.	84	2691	No
60	GOM_NL__2PRFIN20020905_031538_000000422009_00132_02691_3031.N1	05-SEP-2002 03:15:38	Dark	41.500	46	Del Vel	1.9540	10600.	83	2691	No
61	GOM_NL__2PRFIN20020905_031727_000000472009_00132_02691_3032.N1	05-SEP-2002 03:17:27	Dark	47.000	2	Alp Car	-0.73600	7000.0	94	2691	No
62	GOM_NL__2PRFIN20020905_032735_000000402009_00133_02692_2679.N1	05-SEP-2002 03:27:35	Dark	40.000	135	Bet Hyi	2.8200	5800.0	80	2692	No
63	GOM_NL__2PRFIN20020905_032910_000000472009_00133_02692_2680.N1	05-SEP-2002 03:29:10	Dark	46.500	9	Alp Eri	0.45300	24000.	93	2692	No
64	GOM_NL__2PRFIN20020905_033310_000000412009_00133_02692_2681.N1	05-SEP-2002 03:33:10	Straylight	41.000	148	Alp Tuc	2.8780	4100.0	82	2692	No
65	GOM_NL__2PRFIN20020905_033505_000000482009_00133_02692_2682.N1	05-SEP-2002 03:35:05	Straylight	47.500	84	Alp Phe	2.3970	4500.0	95	2692	No
66	GOM_NL__2PRFIN20020905_033650_000000422009_00133_02692_2683.N1	05-SEP-2002 03:36:50	Straylight	41.500	31	Alp Gru	1.7340	15200.	83	2692	No
67	GOM_NL__2PRFIN20020905_033938_000000412009_00133_02692_2684.N1	05-SEP-2002 03:39:38	Straylight	40.500	172	Gam Gru	3.0030	13100.	81	2692	No
68	GOM_NL__2PRFIN20020905_034056_000000492009_00133_02692_2685.N1	05-SEP-2002 03:40:56	Straylight	48.500	18	24Alp PsA	1.1660	9700.0	97	2692	No
69	GOM_NL__2PRFIN20020905_034540_000000402009_00133_02692_2686.N1	05-SEP-2002 03:45:40	Bright	39.500	142	49Del Cap	2.8500	8900.0	79	2692	No
70	GOM_NL__2PRFIN20020905_034845_000000392009_00133_02692_2687.N1	05-SEP-2002 03:48:45	Bright	39.000	154	22Bet Aqr	2.8990	5700.0	78	2692	No
71	GOM_NL__2PRFIN20020905_035007_000000412009_00133_02692_2688.N1	05-SEP-2002 03:50:07	Bright	41.000	162	34Alp Aqr	2.9440	5350.0	82	2692	No
72	GOM_NL__2PRFIN20020905_035306_000000402009_00133_02692_2689.N1	05-SEP-2002 03:53:06	Bright	40.000	61	8Eps Peg	2.1000	3900.0	80	2692	No
73	GOM_NL__2PRFIN20020905_035535_000000472009_00133_02692_2690.N1	05-SEP-2002 03:55:35	Bright	47.000	90	54Alp Peg	2.4870	11000.	94	2692	No
74	GOM_NL__2PRFIN20020905_035840_000000672009_00133_02692_2691.N1	05-SEP-2002 03:58:40	Bright	66.500	140	88Gam Peg	2.8340	26000.	133	2692	No
75	GOM_NL__2PRFIN20020905_040202_000000382009_00133_02692_2692.N1	05-SEP-2002 04:02:02	Bright	38.000	66	37Gam Cyg	2.2080	5900.0	76	2692	No
76	GOM_NL__2PRFIN20020905_040313_000000372009_00133_02692_2693.N1	05-SEP-2002 04:03:13	Bright	36.500	19	50Alp Cyg	1.2460	10500.	73	2692	No
77	GOM_NL__2PRFIN20020905_040803_000000392009_00133_02692_2694.N1	05-SEP-2002 04:08:03	Bright	38.500	89	5Alp Cep	2.4510	8000.0	77	2692	No
78	GOM_NL__2PRFIN20020905_041020_000000432009_00133_02692_2695.N1	05-SEP-2002 04:10:20	Bright	43.000	74	11Bet Cas	2.2680	6600.0	86	2692	No
79	GOM_NL__2PRFIN20020905_041225_000000472009_00133_02692_2696.N1	05-SEP-2002 04:12:25	Bright	46.500	76	27Gam Cas	2.3000	30000.	93	2692	No
80	GOM_NL__2PRFIN20020905_041655_000000872009_00133_02692_2697.N1	05-SEP-2002 04:16:55	Bright	86.500	73	57Gam1And	2.2600	13100.	173	2692	No
81	GOM_NL__2PRFIN20020905_042136_000000712009_00133_02692_2698.N1	05-SEP-2002 04:21:36	Bright	71.000	35	33Alp Per	1.7950	6250.0	142	2692	No
82	GOM_NL__2PRFIN20020905_042422_000001062009_00133_02692_2699.N1	05-SEP-2002 04:24:22	Bright	105.50	79	26Bet Per	2.3100	13100.	211	2692	No
83	GOM_NL__2PRFIN20020905_042816_000000932009_00133_02692_2700.N1	05-SEP-2002 04:28:16	Bright	93.000	149	45Eps Per	2.8880	30000.	186	2692	No
84	GOM_NL__2PRFIN20020905_043252_000000422009_00133_02692_2701.N1	05-SEP-2002 04:32:52	Bright	42.000	24	66Alp Gem	1.5800	10200.	84	2692	No
85	GOM_NL__2PRFIN20020905_043539_000000772009_00133_02692_2702.N1	05-SEP-2002 04:35:39	Twi_and_stray	76.500	28	12Bet Tau	1.6500	15200.	153	2692	No
86	GOM_NL__2PRFIN20020905_043848_000000582009_00133_02692_2703.N1	05-SEP-2002 04:38:48	Twi_and_stray	58.000	44	24Gam Gem	1.9280	11000.	116	2692	No
87	GOM_NL__2PRFIN20020905_044045_000000552009_00133_02692_2704.N1	05-SEP-2002 04:40:45	Twilight	55.000	8	10Alp CMi	0.40000	6500.0	110	2692	No
88	GOM_NL__2PRFIN20020905_044353_000000862009_00133_02692_2705.N1	05-SEP-2002 04:43:53	Dark	86.000	14	58Alp Ori	0.87000	3000.0	172	2692	No
89	GOM_NL__2PRFIN20020905_044844_000000542009_00133_02692_2706.N1	05-SEP-2002 04:48:44	Dark	54.000	1	9Alp CMa	-1.4400	11000.	108	2692	No
90	GOM_NL__2PRFIN20020905_045008_000000512009_00133_02692_2707.N1	05-SEP-2002 04:50:08	Dark	50.500	47	2Bet CMa	1.9760	28000.	101	2692	No
91	GOM_NL__2PRFIN20020905_045236_000000372009_00133_02692_2708.N1	05-SEP-2002 04:52:36	Dark	37.000	70	Zet Pup	2.2460	39000.	74	2692	No
92	GOM_NL__2PRFIN20020905_045429_000000372009_00133_02692_2709.N1	05-SEP-2002 04:54:29	Dark	36.500	34	Gam2Vel	1.7930	23000.	73	2692	No
93	GOM_NL__2PRFIN20020905_045614_000000402009_00133_02692_2710.N1	05-SEP-2002 04:56:14	Dark	39.500	46	Del Vel	1.9540	10600.	79	2692	No
94	GOM_NL__2PRFIN20020905_045803_000000512009_00133_02692_2711.N1	05-SEP-2002 04:58:03	Dark	51.000	2	Alp Car	-0.73600	7000.0	102	2692	No
95	GOM_NL__2PRFIN20020905_050811_000000372009_00134_02693_2679.N1	05-SEP-2002 05:08:11	Dark	37.000	135	Bet Hyi	2.8200	5800.0	74	2693	No
96	GOM_NL__2PRFIN20020905_050946_000000452009_00134_02693_2680.N1	05-SEP-2002 05:09:46	Dark	45.000	9	Alp Eri	0.45300	24000.	90	2693	No
97	GOM_NL__2PRFIN20020905_051346_000000392009_00134_02693_2681.N1	05-SEP-2002 05:13:46	Straylight	38.500	148	Alp Tuc	2.8780	4100.0	77	2693	No
98	GOM_NL__2PRFIN20020905_051542_000000552009_00134_02693_2682.N1	05-SEP-2002 05:15:42	Straylight	55.000	84	Alp Phe	2.3970	4500.0	110	2693	No
99	GOM_NL__2PRFIN20020905_051726_000000422009_00134_02693_2683.N1	05-SEP-2002 05:17:26	Straylight	41.500	31	Alp Gru	1.7340	15200.	83	2693	No
100	GOM_NL__2PRFIN20020905_052015_000000392009_00134_02693_2684.N1	05-SEP-2002 05:20:15	Straylight	38.500	172	Gam Gru	3.0030	13100.	77	2693	No
101	GOM_NL__2PRFIN20020905_052132_000000502009_00134_02693_2685.N1	05-SEP-2002 05:21:32	Straylight	49.500	18	24Alp PsA	1.1660	9700.0	99	2693	No

102	GOM_NL__2PRFIN20020905_052615_000000422009_00134_02693_2686.N1	05-SEP-2002 05:26:15	Bright	41.500	142	49Del Cap	2.8500	8900.0	83	2693	No
103	GOM_NL__2PRFIN20020905_052921_000000392009_00134_02693_2687.N1	05-SEP-2002 05:29:21	Bright	39.000	154	22Bet Aqr	2.8990	5700.0	78	2693	No
104	GOM_NL__2PRFIN20020905_053042_000000422009_00134_02693_2688.N1	05-SEP-2002 05:30:42	Bright	41.500	162	34Alp Aqr	2.9440	5350.0	83	2693	No
105	GOM_NL__2PRFIN20020905_053341_000000422009_00134_02693_2689.N1	05-SEP-2002 05:33:41	Bright	42.000	61	8Eps Peg	2.1000	3900.0	84	2693	No
106	GOM_NL__2PRFIN20020905_053611_000000472009_00134_02693_2690.N1	05-SEP-2002 05:36:11	Bright	46.500	90	54Alp Peg	2.4870	11000.	93	2693	No
107	GOM_NL__2PRFIN20020905_053915_000000662009_00134_02693_2691.N1	05-SEP-2002 05:39:15	Bright	66.000	140	88Gam Peg	2.8340	26000.	132	2693	No
108	GOM_NL__2PRFIN20020905_054238_000000372009_00134_02693_2692.N1	05-SEP-2002 05:42:38	Bright	36.500	66	37Gam Cyg	2.2080	5900.0	73	2693	No
109	GOM_NL__2PRFIN20020905_054350_000000392009_00134_02693_2693.N1	05-SEP-2002 05:43:50	Bright	38.500	19	50Alp Cyg	1.2460	10500.	77	2693	No
110	GOM_NL__2PRFIN20020905_054839_000000392009_00134_02693_2694.N1	05-SEP-2002 05:48:39	Bright	39.000	89	5Alp Cep	2.4510	8000.0	78	2693	No
111	GOM_NL__2PRFIN20020905_055056_000000452009_00134_02693_2695.N1	05-SEP-2002 05:50:56	Bright	44.500	74	11Bet Cas	2.2680	6600.0	89	2693	No
112	GOM_NL__2PRFIN20020905_055300_000000462009_00134_02693_2696.N1	05-SEP-2002 05:53:00	Bright	45.500	76	27Gam Cas	2.3000	30000.	91	2693	No
113	GOM_NL__2PRFIN20020905_055730_000000862009_00134_02693_2697.N1	05-SEP-2002 05:57:30	Bright	86.000	73	57Gam1And	2.2600	13100.	172	2693	No
114	GOM_NL__2PRFIN20020905_070957_000000392009_00135_02694_2699.N1	05-SEP-2002 07:09:57	Bright	39.000	154	22Bet Aqr	2.8990	5700.0	78	2694	No
115	GOM_NL__2PRFIN20020905_071118_000000422009_00135_02694_2700.N1	05-SEP-2002 07:11:18	Bright	41.500	162	34Alp Aqr	2.9440	5350.0	83	2694	No
116	GOM_NL__2PRFIN20020905_071415_000000442009_00135_02694_2701.N1	05-SEP-2002 07:14:15	Bright	44.000	61	8Eps Peg	2.1000	3900.0	88	2694	No
117	GOM_NL__2PRFIN20020905_071646_000000482009_00135_02694_2702.N1	05-SEP-2002 07:16:46	Bright	47.500	90	54Alp Peg	2.4870	11000.	95	2694	No
118	GOM_NL__2PRFIN20020905_071949_000000662009_00135_02694_2703.N1	05-SEP-2002 07:19:49	Bright	65.500	140	88Gam Peg	2.8340	26000.	131	2694	No
119	GOM_NL__2PRFIN20020905_072314_000000392009_00135_02694_2704.N1	05-SEP-2002 07:23:14	Bright	38.500	66	37Gam Cyg	2.2080	5900.0	77	2694	No
120	GOM_NL__2PRFIN20020905_072426_000000392009_00135_02694_2705.N1	05-SEP-2002 07:24:26	Bright	38.500	19	50Alp Cyg	1.2460	10500.	77	2694	No
121	GOM_NL__2PRFIN20020905_072915_000000382009_00135_02694_2706.N1	05-SEP-2002 07:29:15	Bright	38.000	89	5Alp Cep	2.4510	8000.0	76	2694	No
122	GOM_NL__2PRFIN20020905_073132_000000442009_00135_02694_2707.N1	05-SEP-2002 07:31:32	Bright	43.500	74	11Bet Cas	2.2680	6600.0	87	2694	No
123	GOM_NL__2PRFIN20020905_073335_000000442009_00135_02694_2708.N1	05-SEP-2002 07:33:35	Bright	43.500	76	27Gam Cas	2.3000	30000.	87	2694	No
124	GOM_NL__2PRFIN20020905_073804_000000852009_00135_02694_2709.N1	05-SEP-2002 07:38:04	Bright	85.000	73	57Gam1And	2.2600	13100.	170	2694	No
125	GOM_NL__2PRFIN20020905_074246_000000672009_00135_02694_2710.N1	05-SEP-2002 07:42:46	Bright	66.500	35	33Alp Per	1.7950	6250.0	133	2694	No
126	GOM_NL__2PRFIN20020905_074531_000000982009_00135_02694_2711.N1	05-SEP-2002 07:45:31	Bright	98.000	79	26Bet Per	2.3100	13100.	196	2694	No
127	GOM_NL__2PRFIN20020905_074927_000000882009_00135_02694_2712.N1	05-SEP-2002 07:49:27	Bright	88.000	149	45Eps Per	2.8880	30000.	176	2694	No
128	GOM_NL__2PRFIN20020905_075404_000000502009_00135_02694_2713.N1	05-SEP-2002 07:54:04	Bright	50.000	24	66Alp Gem	1.5800	10200.	100	2694	No
129	GOM_NL__2PRFIN20020905_075651_000000802009_00135_02694_2714.N1	05-SEP-2002 07:56:51	Twilight	79.500	28	12Bet Tau	1.6500	15200.	159	2694	No
130	GOM_NL__2PRFIN20020905_080001_000000582009_00135_02694_2715.N1	05-SEP-2002 08:00:01	Twilight	58.000	44	24Gam Gem	1.9280	11000.	116	2694	No
131	GOM_NL__2PRFIN20020905_080159_000000552009_00135_02694_2716.N1	05-SEP-2002 08:01:59	Twilight	55.000	8	10Alp CMi	0.40000	6500.0	110	2694	No
132	GOM_NL__2PRFIN20020905_080507_000000752009_00135_02694_2717.N1	05-SEP-2002 08:05:07	Dark	74.500	14	58Alp Ori	0.87000	3000.0	149	2694	No
133	GOM_NL__2PRFIN20020905_080957_000000562009_00135_02694_2718.N1	05-SEP-2002 08:09:57	Dark	55.500	1	9Alp CMa	-1.4400	11000.	111	2694	No
134	GOM_NL__2PRFIN20020905_081122_000000512009_00135_02694_2719.N1	05-SEP-2002 08:11:22	Dark	51.000	47	2Bet CMa	1.9760	28000.	102	2694	No
135	GOM_NL__2PRFIN20020905_081349_000000422009_00135_02694_2720.N1	05-SEP-2002 08:13:49	Dark	41.500	70	Zet Pup	2.2460	39000.	83	2694	No
136	GOM_NL__2PRFIN20020905_081541_000000402009_00135_02694_2721.N1	05-SEP-2002 08:15:41	Dark	39.500	34	Gam2Vel	1.7930	23000.	79	2694	No
137	GOM_NL__2PRFIN20020905_081726_000000382009_00135_02694_2722.N1	05-SEP-2002 08:17:26	Dark	38.000	46	Del Vel	1.9540	10600.	76	2694	No
138	GOM_NL__2PRFIN20020905_081916_000000472009_00135_02694_2723.N1	05-SEP-2002 08:19:16	Dark	47.000	2	Alp Car	-0.73600	7000.0	94	2694	No
139	GOM_NL__2PRFIN20020905_082923_000000382009_00136_02695_2699.N1	05-SEP-2002 08:29:23	Dark	37.500	135	Bet Hyi	2.8200	5800.0	75	2695	No
140	GOM_NL__2PRFIN20020905_083059_000000462009_00136_02695_2700.N1	05-SEP-2002 08:30:59	Dark	46.000	9	Alp Eri	0.45300	24000.	92	2695	No
141	GOM_NL__2PRFIN20020905_083458_000000472009_00136_02695_2701.N1	05-SEP-2002 08:34:58	Straylight	46.500	148	Alp Tuc	2.8780	4100.0	93	2695	No
142	GOM_NL__2PRFIN20020905_083653_000000532009_00136_02695_2702.N1	05-SEP-2002 08:36:53	Straylight	52.500	84	Alp Phe	2.3970	4500.0	105	2695	No
143	GOM_NL__2PRFIN20020905_083838_000000412009_00136_02695_2703.N1	05-SEP-2002 08:38:38	Straylight	41.000	31	Alp Gru	1.7340	15200.	82	2695	No
144	GOM_NL__2PRFIN20020905_084126_000000392009_00136_02695_2704.N1	05-SEP-2002 08:41:26	Straylight	39.000	172	Gam Gru	3.0030	13100.	78	2695	No
145	GOM_NL__2PRFIN20020905_084244_000000492009_00136_02695_2705.N1	05-SEP-2002 08:42:44	Straylight	49.000	18	24Alp PsA	1.1660	9700.0	98	2695	No
146	GOM_NL__2PRFIN20020905_084728_000000522009_00136_02695_2706.N1	05-SEP-2002 08:47:28	Bright	52.000	142	49Del Cap	2.8500	8900.0	104	2695	No
147	GOM_NL__2PRFIN20020905_085033_000000402009_00136_02695_2707.N1	05-SEP-2002 08:50:33	Bright	40.000	154	22Bet Aqr	2.8990	5700.0	80	2695	No
148	GOM_NL__2PRFIN20020905_085152_000000432009_00136_02695_2708.N1	05-SEP-2002 08:51:52	Bright	42.500	162	34Alp Aqr	2.9440	5350.0	85	2695	No
149	GOM_NL__2PRFIN20020905_085453_000000422009_00136_02695_2709.N1	05-SEP-2002 08:54:53	Bright	41.500	61	8Eps Peg	2.1000	3900.0	83	2695	No
150	GOM_NL__2PRFIN20020905_085722_000000462009_00136_02695_2710.N1	05-SEP-2002 08:57:22	Bright	46.000	90	54Alp Peg	2.4870	11000.	92	2695	No
151	GOM_NL__2PRFIN20020905_090024_000000682009_00136_02695_2711.N1	05-SEP-2002 09:00:24	Bright	68.000	140	88Gam Peg	2.8340	26000.	136	2695	No
152	GOM_NL__2PRFIN20020905_090350_000000392009_00136_02695_2712.N1	05-SEP-2002 09:03:50	Bright	39.000	66	37Gam Cyg	2.2080	5900.0	78	2695	No
153	GOM_NL__2PRFIN20020905_090502_000000392009_00136_02695_2713.N1	05-SEP-2002 09:05:02	Bright	39.000	19	50Alp Cyg	1.2460	10500.	78	2695	No
154	GOM_NL__2PRFIN20020905_090951_000000382009_00136_02695_2714.N1	05-SEP-2002 09:09:51	Bright	37.500	89	5Alp Cep	2.4510	8000.0	75	2695	No
155	GOM_NL__2PRFIN20020905_091207_000000452009_00136_02695_2715.N1	05-SEP-2002 09:12:07	Bright	44.500	74	11Bet Cas	2.2680	6600.0	89	2695	No
156	GOM_NL__2PRFIN20020905_091410_000000432009_00136_02695_2716.N1	05-SEP-2002 09:14:10	Bright	43.000	76	27Gam Cas	2.3000	30000.	86	2695	No
157	GOM_NL__2PRFIN20020905_091838_000000872009_00136_02695_2717.N1	05-SEP-2002 09:18:38	Bright	86.500	73	57Gam1And	2.2600	13100.	173	2695	No
158	GOM_NL__2PRFIN20020905_092111_000000582009_00136_02695_2718.N1	05-SEP-2002 09:21:11	Bright	58.000	160	23Gam Per	2.9300	4700.0	116	2695	No
159	GOM_NL__2PRFIN20020905_092321_000000672009_00136_02695_2719.N1	05-SEP-2002 09:23:21	Bright	66.500	35	33Alp Per	1.7950	6250.0	133	2695	No
160	GOM_NL__2PRFIN20020905_092606_000001062009_00136_02695_2720.N1	05-SEP-2002 09:26:06	Bright	105.50	79	26Bet Per	2.3100	13100.	211	2695	No

161	GOM_NL__2PRFIN20020905_093002_000000872009_00136_02695_2721.N1	05-SEP-2002 09:30:02	Bright	86.500	149	45Eps Per	2.8880	30000.	173	2695	No
162	GOM_NL__2PRFIN20020905_093440_000000402009_00136_02695_2722.N1	05-SEP-2002 09:34:40	Bright	39.500	24	66Alp Gem	1.5800	10200.	79	2695	No
163	GOM_NL__2PRFIN20020905_093728_000000812009_00136_02695_2723.N1	05-SEP-2002 09:37:28	Twl_and_stray	81.000	28	12Bet Tau	1.6500	15200.	162	2695	No
164	GOM_NL__2PRFIN20020905_094038_000000532009_00136_02695_2724.N1	05-SEP-2002 09:40:38	Twl_and_stray	52.500	44	24Gam Gem	1.9280	11000.	105	2695	No
165	GOM_NL__2PRFIN20020905_094235_000000462009_00136_02695_2725.N1	05-SEP-2002 09:42:35	Twilight	46.000	8	10Alp CMi	0.40000	6500.0	92	2695	No
166	GOM_NL__2PRFIN20020905_094544_000000802009_00136_02695_2726.N1	05-SEP-2002 09:45:44	Dark	80.000	14	58Alp Ori	0.87000	3000.0	160	2695	No
167	GOM_NL__2PRFIN20020905_095034_000000522009_00136_02695_2727.N1	05-SEP-2002 09:50:34	Dark	52.000	1	9Alp CMA	-1.4400	11000.	104	2695	No
168	GOM_NL__2PRFIN20020905_095159_000000532009_00136_02695_2728.N1	05-SEP-2002 09:51:59	Dark	52.500	47	2Bet CMA	1.9760	28000.	105	2695	No
169	GOM_NL__2PRFIN20020905_095425_000000402009_00136_02695_2729.N1	05-SEP-2002 09:54:25	Dark	40.000	70	Zet Pup	2.2460	39000.	80	2695	No
170	GOM_NL__2PRFIN20020905_095617_000000402009_00136_02695_2730.N1	05-SEP-2002 09:56:17	Dark	39.500	34	Gam2Vel	1.7930	23000.	79	2695	No
171	GOM_NL__2PRFIN20020905_095953_000000502009_00136_02695_2731.N1	05-SEP-2002 09:59:53	Dark	49.500	2	Alp Car	-0.73600	7000.0	99	2695	No
172	GOM_NL__2PRFIN20020905_101000_000000392009_00137_02696_2699.N1	05-SEP-2002 10:10:00	Dark	38.500	135	Bet Hyi	2.8200	5800.0	77	2696	No
173	GOM_NL__2PRFIN20020905_101136_000000452009_00137_02696_2700.N1	05-SEP-2002 10:11:36	Dark	45.000	9	Alp Eri	0.45300	24000.	90	2696	No
174	GOM_NL__2PRFIN20020905_101534_000000412009_00137_02696_2701.N1	05-SEP-2002 10:15:34	Straylight	41.000	148	Alp Tuc	2.8780	4100.0	82	2696	No
175	GOM_NL__2PRFIN20020905_101730_000000492009_00137_02696_2702.N1	05-SEP-2002 10:17:30	Straylight	49.000	84	Alp Phe	2.3970	4500.0	98	2696	No
176	GOM_NL__2PRFIN20020905_101915_000000432009_00137_02696_2703.N1	05-SEP-2002 10:19:15	Straylight	43.000	31	Alp Gru	1.7340	15200.	86	2696	No
177	GOM_NL__2PRFIN20020905_102203_000000402009_00137_02696_2704.N1	05-SEP-2002 10:22:03	Straylight	39.500	172	Gam Gru	3.0030	13100.	79	2696	No
178	GOM_NL__2PRFIN20020905_102320_000000502009_00137_02696_2705.N1	05-SEP-2002 10:23:20	Straylight	50.000	18	24Alp PsA	1.1660	9700.0	100	2696	No
179	GOM_NL__2PRFIN20020905_102804_000000432009_00137_02696_2706.N1	05-SEP-2002 10:28:04	Bright	43.000	142	49Del Cap	2.8500	8900.0	86	2696	No
180	GOM_NL__2PRFIN20020905_103109_000000402009_00137_02696_2707.N1	05-SEP-2002 10:31:09	Bright	39.500	154	22Bet Aqr	2.8990	5700.0	79	2696	No
181	GOM_NL__2PRFIN20020905_103230_000000422009_00137_02696_2708.N1	05-SEP-2002 10:32:30	Bright	41.500	162	34Alp Aqr	2.9440	5350.0	83	2696	No
182	GOM_NL__2PRFIN20020905_103530_000000412009_00137_02696_2709.N1	05-SEP-2002 10:35:30	Bright	40.500	61	8Eps Peg	2.1000	3900.0	81	2696	No
183	GOM_NL__2PRFIN20020905_103758_000000482009_00137_02696_2710.N1	05-SEP-2002 10:37:58	Bright	47.500	90	54Alp Peg	2.4870	11000.	95	2696	No
184	GOM_NL__2PRFIN20020905_104059_000000652009_00137_02696_2711.N1	05-SEP-2002 10:40:59	Bright	64.500	140	88Gam Peg	2.8340	26000.	129	2696	No
185	GOM_NL__2PRFIN20020905_104426_000000372009_00137_02696_2712.N1	05-SEP-2002 10:44:26	Bright	37.000	66	37Gam Cyg	2.2080	5900.0	74	2696	No
186	GOM_NL__2PRFIN20020905_104538_000000392009_00137_02696_2713.N1	05-SEP-2002 10:45:38	Bright	38.500	19	50Alp Cyg	1.2460	10500.	77	2696	No
187	GOM_NL__2PRFIN20020905_105027_000000382009_00137_02696_2714.N1	05-SEP-2002 10:50:27	Bright	37.500	89	5Alp Cep	2.4510	8000.0	75	2696	No
188	GOM_NL__2PRFIN20020905_105242_000000462009_00137_02696_2715.N1	05-SEP-2002 10:52:42	Bright	45.500	74	11Bet Cas	2.2680	6600.0	91	2696	No
189	GOM_NL__2PRFIN20020905_105446_000000482009_00137_02696_2716.N1	05-SEP-2002 10:54:46	Bright	47.500	76	27Gam Cas	2.3000	30000.	95	2696	No
190	GOM_NL__2PRFIN20020905_105912_000000862009_00137_02696_2717.N1	05-SEP-2002 10:59:12	Bright	85.500	73	57Gam1And	2.2600	13100.	171	2696	No
191	GOM_NL__2PRFIN20020905_110146_000000602009_00137_02696_2718.N1	05-SEP-2002 11:01:46	Bright	59.500	160	23Gam Per	2.9300	4700.0	119	2696	No
192	GOM_NL__2PRFIN20020905_110356_000000672009_00137_02696_2719.N1	05-SEP-2002 11:03:56	Bright	67.000	35	33Alp Per	1.7950	6250.0	134	2696	No
193	GOM_NL__2PRFIN20020905_110640_000001062009_00137_02696_2720.N1	05-SEP-2002 11:06:40	Bright	105.50	79	26Bet Per	2.3100	13100.	211	2696	No
194	GOM_NL__2PRFIN20020905_111037_000000872009_00137_02696_2721.N1	05-SEP-2002 11:10:37	Bright	87.000	149	45Eps Per	2.8880	30000.	174	2696	No
195	GOM_NL__2PRFIN20020905_111517_000000412009_00137_02696_2722.N1	05-SEP-2002 11:15:17	Bright	41.000	24	66Alp Gem	1.5800	10200.	82	2696	No
196	GOM_NL__2PRFIN20020905_111804_000000782009_00137_02696_2723.N1	05-SEP-2002 11:18:04	Twl_and_stray	78.000	28	12Bet Tau	1.6500	15200.	156	2696	No
197	GOM_NL__2PRFIN20020905_112115_000000612009_00137_02696_2724.N1	05-SEP-2002 11:21:15	Twl_and_stray	61.000	44	24Gam Gem	1.9280	11000.	122	2696	No
198	GOM_NL__2PRFIN20020905_112311_000000482009_00137_02696_2725.N1	05-SEP-2002 11:23:11	Twilight	48.000	8	10Alp CMi	0.40000	6500.0	96	2696	No
199	GOM_NL__2PRFIN20020905_112621_000000772009_00137_02696_2726.N1	05-SEP-2002 11:26:21	Dark	77.000	14	58Alp Ori	0.87000	3000.0	154	2696	No
200	GOM_NL__2PRFIN20020905_113111_000000532009_00137_02696_2727.N1	05-SEP-2002 11:31:11	Dark	52.500	1	9Alp CMA	-1.4400	11000.	105	2696	No
201	GOM_NL__2PRFIN20020905_113236_000000492009_00137_02696_2728.N1	05-SEP-2002 11:32:36	Dark	49.000	47	2Bet CMA	1.9760	28000.	98	2696	No
202	GOM_NL__2PRFIN20020905_113501_000000382009_00137_02696_2729.N1	05-SEP-2002 11:35:01	Dark	38.000	70	Zet Pup	2.2460	39000.	76	2696	No
203	GOM_NL__2PRFIN20020905_113654_000000402009_00137_02696_2730.N1	05-SEP-2002 11:36:54	Dark	39.500	34	Gam2Vel	1.7930	23000.	79	2696	No
204	GOM_NL__2PRFIN20020905_114029_000000502009_00137_02696_2731.N1	05-SEP-2002 11:40:29	Dark	49.500	2	Alp Car	-0.73600	7000.0	99	2696	No
205	GOM_NL__2PRFIN20020905_115036_000000382009_00138_02697_2699.N1	05-SEP-2002 11:50:36	Dark	37.500	135	Bet Hyi	2.8200	5800.0	75	2697	No
206	GOM_NL__2PRFIN20020905_115213_000000462009_00138_02697_2700.N1	05-SEP-2002 11:52:13	Dark	45.500	9	Alp Eri	0.45300	24000.	91	2697	No
207	GOM_NL__2PRFIN20020905_115611_000000412009_00138_02697_2701.N1	05-SEP-2002 11:56:11	Straylight	41.000	148	Alp Tuc	2.8780	4100.0	82	2697	No
208	GOM_NL__2PRFIN20020905_115807_000000532009_00138_02697_2702.N1	05-SEP-2002 11:58:07	Straylight	52.500	84	Alp Phe	2.3970	4500.0	105	2697	No
209	GOM_NL__2PRFIN20020905_115951_000000402009_00138_02697_2703.N1	05-SEP-2002 11:59:51	Straylight	40.000	31	Alp Gru	1.7340	15200.	80	2697	No
210	GOM_NL__2PRFIN20020905_120240_000000392009_00138_02697_2704.N1	05-SEP-2002 12:02:40	Straylight	38.500	172	Gam Gru	3.0030	13100.	77	2697	No
211	GOM_NL__2PRFIN20020905_120358_000000492009_00138_02697_2705.N1	05-SEP-2002 12:03:58	Straylight	49.000	18	24Alp PsA	1.1660	9700.0	98	2697	No
212	GOM_NL__2PRFIN20020905_120840_000000402009_00138_02697_2706.N1	05-SEP-2002 12:08:40	Bright	39.500	142	49Del Cap	2.8500	8900.0	79	2697	No
213	GOM_NL__2PRFIN20020905_121146_000000382009_00138_02697_2707.N1	05-SEP-2002 12:11:46	Bright	37.500	154	22Bet Aqr	2.8990	5700.0	75	2697	No
214	GOM_NL__2PRFIN20020905_121307_000000392009_00138_02697_2708.N1	05-SEP-2002 12:13:07	Bright	39.000	162	34Alp Aqr	2.9440	5350.0	78	2697	No
215	GOM_NL__2PRFIN20020905_121607_000000402009_00138_02697_2709.N1	05-SEP-2002 12:16:07	Bright	39.500	61	8Eps Peg	2.1000	3900.0	79	2697	No
216	GOM_NL__2PRFIN20020905_121834_000000452009_00138_02697_2710.N1	05-SEP-2002 12:18:34	Bright	45.000	90	54Alp Peg	2.4870	11000.	90	2697	No
217	GOM_NL__2PRFIN20020905_122134_000000652009_00138_02697_2711.N1	05-SEP-2002 12:21:34	Bright	64.500	140	88Gam Peg	2.8340	26000.	129	2697	No
218	GOM_NL__2PRFIN20020905_122502_000000382009_00138_02697_2712.N1	05-SEP-2002 12:25:02	Bright	37.500	66	37Gam Cyg	2.2080	5900.0	75	2697	No
219	GOM_NL__2PRFIN20020905_122615_000000402009_00138_02697_2713.N1	05-SEP-2002 12:26:15	Bright	39.500	19	50Alp Cyg	1.2460	10500.	79	2697	No

220	GOM_NL__2PRFIN20020905_123104_000000382009_00138_02697_2714.N1	05-SEP-2002 12:31:04	Bright	37.500	89	5Alp Cep	2.4510	8000.0	75	2697	No
221	GOM_NL__2PRFIN20020905_123318_000000442009_00138_02697_2715.N1	05-SEP-2002 12:33:18	Bright	43.500	74	11Bet Cas	2.2680	6600.0	87	2697	No
222	GOM_NL__2PRFIN20020905_123522_000000462009_00138_02697_2716.N1	05-SEP-2002 12:35:22	Bright	46.000	76	27Gam Cas	2.3000	30000.	92	2697	No
223	GOM_NL__2PRFIN20020905_123946_000000902009_00138_02697_2717.N1	05-SEP-2002 12:39:46	Bright	89.500	73	57Gam1And	2.2600	13100.	179	2697	No
224	GOM_NL__2PRFIN20020905_124221_000000592009_00138_02697_2718.N1	05-SEP-2002 12:42:21	Bright	59.000	160	23Gam Per	2.9300	4700.0	118	2697	No
225	GOM_NL__2PRFIN20020905_124431_000000652009_00138_02697_2719.N1	05-SEP-2002 12:44:31	Bright	64.500	35	33Alp Per	1.7950	6250.0	129	2697	No
226	GOM_NL__2PRFIN20020905_124715_000001002009_00138_02697_2720.N1	05-SEP-2002 12:47:15	Bright	100.00	79	26Bet Per	2.3100	13100.	200	2697	No
227	GOM_NL__2PRFIN20020905_125112_000000922009_00138_02697_2721.N1	05-SEP-2002 12:51:12	Bright	91.500	149	45Eps Per	2.8880	30000.	183	2697	No
228	GOM_NL__2PRFIN20020905_125553_000000402009_00138_02697_2722.N1	05-SEP-2002 12:55:53	Bright	39.500	24	66Alp Gem	1.5800	10200.	79	2697	No
229	GOM_NL__2PRFIN20020905_125841_000000802009_00138_02697_2723.N1	05-SEP-2002 12:58:41	Twilight	80.000	28	12Bet Tau	1.6500	15200.	160	2697	No
230	GOM_NL__2PRFIN20020905_130151_000000572009_00138_02697_2724.N1	05-SEP-2002 13:01:51	Twilight	57.000	44	24Gam Gem	1.9280	11000.	114	2697	No
231	GOM_NL__2PRFIN20020905_130348_000000552009_00138_02697_2725.N1	05-SEP-2002 13:03:48	Twilight	54.500	8	10Alp CMi	0.40000	6500.0	109	2697	No
232	GOM_NL__2PRFIN20020905_130658_000000782009_00138_02697_2726.N1	05-SEP-2002 13:06:58	Dark	78.000	14	58Alp Ori	0.87000	3000.0	156	2697	No
233	GOM_NL__2PRFIN20020905_131148_000000562009_00138_02697_2727.N1	05-SEP-2002 13:11:48	Dark	56.000	1	9Alp CMa	-1.4400	11000.	112	2697	No
234	GOM_NL__2PRFIN20020905_131313_000000512009_00138_02697_2728.N1	05-SEP-2002 13:13:13	Dark	50.500	47	2Bet CMa	1.9760	28000.	101	2697	No
235	GOM_NL__2PRFIN20020905_131538_000000392009_00138_02697_2729.N1	05-SEP-2002 13:15:38	Dark	38.500	70	Zet Pup	2.2460	39000.	77	2697	No
236	GOM_NL__2PRFIN20020905_131730_000000402009_00138_02697_2730.N1	05-SEP-2002 13:17:30	Dark	39.500	34	Gam2Vel	1.7930	23000.	79	2697	No
237	GOM_NL__2PRFIN20020905_132106_000000502009_00138_02697_2731.N1	05-SEP-2002 13:21:06	Dark	50.000	2	Alp Car	-0.73600	7000.0	100	2697	No
238	GOM_NL__2PRFIN20020905_133112_000000372009_00139_02698_2699.N1	05-SEP-2002 13:31:12	Dark	37.000	135	Bet Hyi	2.8200	5800.0	74	2698	No
239	GOM_NL__2PRFIN20020905_133249_000000462009_00139_02698_2700.N1	05-SEP-2002 13:32:49	Dark	45.500	9	Alp Eri	0.45300	24000.	91	2698	No
240	GOM_NL__2PRFIN20020905_133647_000000392009_00139_02698_2701.N1	05-SEP-2002 13:36:47	Straylight	38.500	148	Alp Tuc	2.8780	4100.0	77	2698	No
241	GOM_NL__2PRFIN20020905_133844_000000522009_00139_02698_2702.N1	05-SEP-2002 13:38:44	Straylight	52.000	84	Alp Phe	2.3970	4500.0	104	2698	No
242	GOM_NL__2PRFIN20020905_134027_000000382009_00139_02698_2703.N1	05-SEP-2002 13:40:27	Straylight	38.000	31	Alp Gru	1.7340	15200.	76	2698	No
243	GOM_NL__2PRFIN20020905_134316_000000382009_00139_02698_2704.N1	05-SEP-2002 13:43:16	Straylight	37.500	172	Gam Gru	3.0030	13100.	75	2698	No
244	GOM_NL__2PRFIN20020905_134434_000000472009_00139_02698_2705.N1	05-SEP-2002 13:44:34	Straylight	47.000	18	24Alp PsA	1.1660	9700.0	94	2698	No
245	GOM_NL__2PRFIN20020905_134916_000000432009_00139_02698_2706.N1	05-SEP-2002 13:49:16	Bright	42.500	142	49Del Cap	2.8500	8900.0	85	2698	No
246	GOM_NL__2PRFIN20020905_135222_000000382009_00139_02698_2707.N1	05-SEP-2002 13:52:22	Bright	37.500	154	22Bet Aqr	2.8990	5700.0	75	2698	No
247	GOM_NL__2PRFIN20020905_135343_000000402009_00139_02698_2708.N1	05-SEP-2002 13:53:43	Bright	40.000	162	34Alp Aqr	2.9440	5350.0	80	2698	No
248	GOM_NL__2PRFIN20020905_135643_000000372009_00139_02698_2709.N1	05-SEP-2002 13:56:43	Bright	37.000	61	8Eps Peg	2.1000	3900.0	74	2698	No
249	GOM_NL__2PRFIN20020905_135910_000000462009_00139_02698_2710.N1	05-SEP-2002 13:59:10	Bright	45.500	90	54Alp Peg	2.4870	11000.	91	2698	No
250	GOM_NL__2PRFIN20020905_140209_000000652009_00139_02698_2711.N1	05-SEP-2002 14:02:09	Bright	65.000	140	88Gam Peg	2.8340	26000.	130	2698	No
251	GOM_NL__2PRFIN20020905_140538_000000352009_00139_02698_2712.N1	05-SEP-2002 14:05:38	Bright	35.000	66	37Gam Cyg	2.2080	5900.0	70	2698	No
252	GOM_NL__2PRFIN20020905_140650_000000402009_00139_02698_2713.N1	05-SEP-2002 14:06:50	Bright	39.500	19	50Alp Cyg	1.2460	10500.	79	2698	No
253	GOM_NL__2PRFIN20020905_141136_000000412009_00139_02698_2714.N1	05-SEP-2002 14:11:36	Bright	40.500	89	5Alp Cep	2.4510	8000.0	81	2698	No
254	GOM_NL__2PRFIN20020905_141353_000000452009_00139_02698_2715.N1	05-SEP-2002 14:13:53	Bright	45.000	74	11Bet Cas	2.2680	6600.0	90	2698	No
255	GOM_NL__2PRFIN20020905_141556_000000452009_00139_02698_2716.N1	05-SEP-2002 14:15:56	Bright	44.500	76	27Gam Cas	2.3000	30000.	89	2698	No
256	GOM_NL__2PRFIN20020905_142255_000000582009_00139_02698_2717.N1	05-SEP-2002 14:22:55	Bright	58.000	160	23Gam Per	2.9300	4700.0	116	2698	No
257	GOM_NL__2PRFIN20020905_142504_000000682009_00139_02698_2718.N1	05-SEP-2002 14:25:04	Bright	67.500	35	33Alp Per	1.7950	6250.0	135	2698	No
258	GOM_NL__2PRFIN20020905_142749_000000972009_00139_02698_2719.N1	05-SEP-2002 14:27:49	Bright	97.000	79	26Bet Per	2.3100	13100.	194	2698	No
259	GOM_NL__2PRFIN20020905_143147_000000922009_00139_02698_2720.N1	05-SEP-2002 14:31:47	Bright	91.500	149	45Eps Per	2.8880	30000.	183	2698	No
260	GOM_NL__2PRFIN20020905_143626_000000422009_00139_02698_2721.N1	05-SEP-2002 14:36:26	Bright	42.000	24	66Alp Gem	1.5800	10200.	84	2698	No
261	GOM_NL__2PRFIN20020905_143916_000000812009_00139_02698_2722.N1	05-SEP-2002 14:39:16	Twilight	81.000	28	12Bet Tau	1.6500	15200.	162	2698	No
262	GOM_NL__2PRFIN20020905_144224_000000612009_00139_02698_2723.N1	05-SEP-2002 14:42:24	Twilight	61.000	44	24Gam Gem	1.9280	11000.	122	2698	No
263	GOM_NL__2PRFIN20020905_144422_000000502009_00139_02698_2724.N1	05-SEP-2002 14:44:22	Twilight	50.000	8	10Alp CMi	0.40000	6500.0	100	2698	No
264	GOM_NL__2PRFIN20020905_144733_000000832009_00139_02698_2725.N1	05-SEP-2002 14:47:33	Dark	83.000	14	58Alp Ori	0.87000	3000.0	166	2698	No
265	GOM_NL__2PRFIN20020905_145221_000000582009_00139_02698_2726.N1	05-SEP-2002 14:52:21	Dark	57.500	1	9Alp CMa	-1.4400	11000.	115	2698	No
266	GOM_NL__2PRFIN20020905_145348_000000502009_00139_02698_2727.N1	05-SEP-2002 14:53:48	Dark	49.500	47	2Bet CMa	1.9760	28000.	99	2698	No
267	GOM_NL__2PRFIN20020905_145613_000000392009_00139_02698_2728.N1	05-SEP-2002 14:56:13	Dark	38.500	70	Zet Pup	2.2460	39000.	77	2698	No
268	GOM_NL__2PRFIN20020905_145805_000000422009_00139_02698_2729.N1	05-SEP-2002 14:58:05	Dark	41.500	34	Gam2Vel	1.7930	23000.	83	2698	No
269	GOM_NL__2PRFIN20020905_150142_000000502009_00139_02698_2730.N1	05-SEP-2002 15:01:42	Dark	49.500	2	Alp Car	-0.73600	7000.0	99	2698	No
270	GOM_NL__2PRFIN20020905_151148_000000392009_00140_02699_2701.N1	05-SEP-2002 15:11:48	Dark	38.500	135	Bet Hyi	2.8200	5800.0	77	2699	No
271	GOM_NL__2PRFIN20020905_151326_000000442009_00140_02699_2702.N1	05-SEP-2002 15:13:26	Dark	44.000	9	Alp Eri	0.45300	24000.	88	2699	No
272	GOM_NL__2PRFIN20020905_151723_000000382009_00140_02699_2703.N1	05-SEP-2002 15:17:23	Straylight	38.000	148	Alp Tuc	2.8780	4100.0	76	2699	No
273	GOM_NL__2PRFIN20020905_151920_000000552009_00140_02699_2704.N1	05-SEP-2002 15:19:20	Straylight	55.000	84	Alp Phe	2.3970	4500.0	110	2699	No
274	GOM_NL__2PRFIN20020905_152103_000000382009_00140_02699_2705.N1	05-SEP-2002 15:21:03	Straylight	38.000	31	Alp Gru	1.7340	15200.	76	2699	No
275	GOM_NL__2PRFIN20020905_152351_000000412009_00140_02699_2706.N1	05-SEP-2002 15:23:51	Straylight	40.500	172	Gam Gru	3.0030	13100.	81	2699	No
276	GOM_NL__2PRFIN20020905_152509_000000492009_00140_02699_2707.N1	05-SEP-2002 15:25:09	Straylight	49.000	18	24Alp PsA	1.1660	9700.0	98	2699	No
277	GOM_NL__2PRFIN20020905_152952_000000412009_00140_02699_2708.N1	05-SEP-2002 15:29:52	Bright	41.000	142	49Del Cap	2.8500	8900.0	82	2699	No
278	GOM_NL__2PRFIN20020905_153257_000000402009_00140_02699_2709.N1	05-SEP-2002 15:32:57	Bright	40.000	154	22Bet Aqr	2.8990	5700.0	80	2699	No

279	GOM_NL__2PRFIN20020905_153416_000000442009_00140_02699_2710.N1	05-SEP-2002 15:34:16	Bright	44.000	162	34Alp Aqr	2.9440	5350.0	88	2699	No
280	GOM_NL__2PRFIN20020905_153715_000000422009_00140_02699_2711.N1	05-SEP-2002 15:37:15	Bright	41.500	61	8Eps Peg	2.1000	3900.0	83	2699	No
281	GOM_NL__2PRFIN20020905_153941_000000492009_00140_02699_2712.N1	05-SEP-2002 15:39:41	Bright	49.000	90	54Alp Peg	2.4870	11000.	98	2699	No
282	GOM_NL__2PRFIN20020905_154242_000000662009_00140_02699_2713.N1	05-SEP-2002 15:42:42	Bright	65.500	140	88Gam Peg	2.8340	26000.	131	2699	No
283	GOM_NL__2PRFIN20020905_154613_000000402009_00140_02699_2714.N1	05-SEP-2002 15:46:13	Bright	40.000	66	37Gam Cyg	2.2080	5900.0	80	2699	No
284	GOM_NL__2PRFIN20020905_154726_000000402009_00140_02699_2715.N1	05-SEP-2002 15:47:26	Bright	40.000	19	50Alp Cyg	1.2460	10500.	80	2699	No
285	GOM_NL__2PRFIN20020905_155213_000000362009_00140_02699_2716.N1	05-SEP-2002 15:52:13	Bright	35.500	89	5Alp Cep	2.4510	8000.0	71	2699	No
286	GOM_NL__2PRFIN20020905_155427_000000482009_00140_02699_2717.N1	05-SEP-2002 15:54:27	Bright	47.500	74	11Bet Cas	2.2680	6600.0	95	2699	No
287	GOM_NL__2PRFIN20020905_155632_000000472009_00140_02699_2718.N1	05-SEP-2002 15:56:32	Bright	46.500	76	27Gam Cas	2.3000	30000.	93	2699	No
288	GOM_NL__2PRFIN20020905_160054_000000882009_00140_02699_2719.N1	05-SEP-2002 16:00:54	Bright	87.500	73	57Gam1And	2.2600	13100.	175	2699	No
289	GOM_NL__2PRFIN20020905_160330_000000602009_00140_02699_2720.N1	05-SEP-2002 16:03:30	Bright	59.500	160	23Gam Per	2.9300	4700.0	119	2699	No
290	GOM_NL__2PRFIN20020905_160540_000000692009_00140_02699_2721.N1	05-SEP-2002 16:05:40	Bright	69.000	35	33Alp Per	1.7950	6250.0	138	2699	No
291	GOM_NL__2PRFIN20020905_160823_000001072009_00140_02699_2722.N1	05-SEP-2002 16:08:23	Bright	106.50	79	26Bet Per	2.3100	13100.	213	2699	No
292	GOM_NL__2PRFIN20020905_161222_000000912009_00140_02699_2723.N1	05-SEP-2002 16:12:22	Bright	90.500	149	45Eps Per	2.8880	30000.	181	2699	No
293	GOM_NL__2PRFIN20020905_161702_000000452009_00140_02699_2724.N1	05-SEP-2002 16:17:02	Bright	44.500	24	66Alp Gem	1.5800	10200.	89	2699	No
294	GOM_NL__2PRFIN20020905_161952_000000772009_00140_02699_2725.N1	05-SEP-2002 16:19:52	Twilight	76.500	28	12Bet Tau	1.6500	15200.	153	2699	No
295	GOM_NL__2PRFIN20020905_162300_000000602009_00140_02699_2726.N1	05-SEP-2002 16:23:00	Twilight	59.500	44	24Gam Gem	1.9280	11000.	119	2699	No
296	GOM_NL__2PRFIN20020905_162459_000000512009_00140_02699_2727.N1	05-SEP-2002 16:24:59	Twilight	51.000	8	10Alp CMi	0.40000	6500.0	102	2699	No
297	GOM_NL__2PRFIN20020905_162811_000000852009_00140_02699_2728.N1	05-SEP-2002 16:28:11	Dark	85.000	14	58Alp Ori	0.87000	3000.0	170	2699	No
298	GOM_NL__2PRFIN20020905_163259_000000592009_00140_02699_2729.N1	05-SEP-2002 16:32:59	Dark	59.000	1	9Alp CMa	-1.4400	11000.	118	2699	No
299	GOM_NL__2PRFIN20020905_163425_000000542009_00140_02699_2730.N1	05-SEP-2002 16:34:25	Dark	54.000	47	2Bet CMa	1.9760	28000.	108	2699	No
300	GOM_NL__2PRFIN20020905_163649_000000402009_00140_02699_2731.N1	05-SEP-2002 16:36:49	Dark	40.000	70	Zet Pup	2.2460	39000.	80	2699	No
301	GOM_NL__2PRFIN20020905_163842_000000432009_00140_02699_2732.N1	05-SEP-2002 16:38:42	Dark	43.000	34	Gam2Vel	1.7930	23000.	86	2699	No
302	GOM_NL__2PRFIN20020905_164218_000000502009_00140_02699_2733.N1	05-SEP-2002 16:42:18	Dark	49.500	2	Alp Car	-0.73600	7000.0	99	2699	No
303	GOM_NL__2PRFIN20020905_165224_000000382009_00141_02700_2698.N1	05-SEP-2002 16:52:24	Dark	37.500	135	Bet Hyi	2.8200	5800.0	75	2700	No
304	GOM_NL__2PRFIN20020905_165401_000000472009_00141_02700_2699.N1	05-SEP-2002 16:54:01	Dark	46.500	9	Alp Eri	0.45300	24000.	93	2700	No
305	GOM_NL__2PRFIN20020905_165759_000000452009_00141_02700_2700.N1	05-SEP-2002 16:57:59	Straylight	44.500	148	Alp Tuc	2.8780	4100.0	89	2700	No
306	GOM_NL__2PRFIN20020905_170109_000000512009_00141_02700_2701.N1	05-SEP-2002 17:01:09	Straylight	50.500	63	Bet Gru	2.1500	2800.0	101	2700	No
307	GOM_NL__2PRFIN20020905_170427_000000402009_00141_02700_2702.N1	05-SEP-2002 17:04:27	Straylight	40.000	172	Gam Gru	3.0030	13100.	80	2700	No
308	GOM_NL__2PRFIN20020905_170545_000000482009_00141_02700_2703.N1	05-SEP-2002 17:05:45	Straylight	48.000	18	24Alp PsA	1.1660	9700.0	96	2700	No
309	GOM_NL__2PRFIN20020905_171028_000000402009_00141_02700_2704.N1	05-SEP-2002 17:10:28	Bright	39.500	142	49Del Cap	2.8500	8900.0	79	2700	No
310	GOM_NL__2PRFIN20020905_171333_000000392009_00141_02700_2705.N1	05-SEP-2002 17:13:33	Bright	39.000	154	22Bet Aqr	2.8990	5700.0	78	2700	No
311	GOM_NL__2PRFIN20020905_171453_000000422009_00141_02700_2706.N1	05-SEP-2002 17:14:53	Bright	42.000	162	34Alp Aqr	2.9440	5350.0	84	2700	No
312	GOM_NL__2PRFIN20020905_171754_000000402009_00141_02700_2707.N1	05-SEP-2002 17:17:54	Bright	39.500	61	8Eps Peg	2.1000	3900.0	79	2700	No
313	GOM_NL__2PRFIN20020905_172019_000000472009_00141_02700_2708.N1	05-SEP-2002 17:20:19	Bright	47.000	90	54Alp Peg	2.4870	11000.	94	2700	No
314	GOM_NL__2PRFIN20020905_172318_000000662009_00141_02700_2709.N1	05-SEP-2002 17:23:18	Bright	65.500	140	88Gam Peg	2.8340	26000.	131	2700	No
315	GOM_NL__2PRFIN20020905_172650_000000382009_00141_02700_2710.N1	05-SEP-2002 17:26:50	Bright	37.500	66	37Gam Cyg	2.2080	5900.0	75	2700	No
316	GOM_NL__2PRFIN20020905_172802_000000372009_00141_02700_2711.N1	05-SEP-2002 17:28:02	Bright	37.000	19	50Alp Cyg	1.2460	10500.	74	2700	No
317	GOM_NL__2PRFIN20020905_173251_000000382009_00141_02700_2712.N1	05-SEP-2002 17:32:51	Bright	38.000	89	5Alp Cep	2.4510	8000.0	76	2700	No
318	GOM_NL__2PRFIN20020905_173503_000000462009_00141_02700_2713.N1	05-SEP-2002 17:35:03	Bright	46.000	74	11Bet Cas	2.2680	6600.0	92	2700	No
319	GOM_NL__2PRFIN20020905_173707_000000442009_00141_02700_2714.N1	05-SEP-2002 17:37:07	Bright	44.000	76	27Gam Cas	2.3000	30000.	88	2700	No
320	GOM_NL__2PRFIN20020905_174128_000000872009_00141_02700_2715.N1	05-SEP-2002 17:41:28	Bright	87.000	73	57Gam1And	2.2600	13100.	174	2700	No
321	GOM_NL__2PRFIN20020905_174406_000000592009_00141_02700_2716.N1	05-SEP-2002 17:44:06	Bright	59.000	160	23Gam Per	2.9300	4700.0	118	2700	No
322	GOM_NL__2PRFIN20020905_174615_000000652009_00141_02700_2717.N1	05-SEP-2002 17:46:15	Bright	65.000	35	33Alp Per	1.7950	6250.0	130	2700	No
323	GOM_NL__2PRFIN20020905_174858_000001042009_00141_02700_2718.N1	05-SEP-2002 17:48:58	Bright	103.50	79	26Bet Per	2.3100	13100.	207	2700	No
324	GOM_NL__2PRFIN20020905_175257_000000882009_00141_02700_2719.N1	05-SEP-2002 17:52:57	Bright	88.000	149	45Eps Per	2.8880	30000.	176	2700	No
325	GOM_NL__2PRFIN20020905_175740_000000432009_00141_02700_2720.N1	05-SEP-2002 17:57:40	Bright	42.500	24	66Alp Gem	1.5800	10200.	85	2700	No
326	GOM_NL__2PRFIN20020905_180029_000000772009_00141_02700_2721.N1	05-SEP-2002 18:00:29	Twilight	77.000	28	12Bet Tau	1.6500	15200.	154	2700	No
327	GOM_NL__2PRFIN20020905_180339_000000582009_00141_02700_2722.N1	05-SEP-2002 18:03:39	Twilight	58.000	44	24Gam Gem	1.9280	11000.	116	2700	No
328	GOM_NL__2PRFIN20020905_180535_000000532009_00141_02700_2723.N1	05-SEP-2002 18:05:35	Twilight	53.000	8	10Alp CMi	0.40000	6500.0	106	2700	No
329	GOM_NL__2PRFIN20020905_180849_000000882009_00141_02700_2724.N1	05-SEP-2002 18:08:49	Dark	88.000	14	58Alp Ori	0.87000	3000.0	176	2700	No
330	GOM_NL__2PRFIN20020905_181336_000000562009_00141_02700_2725.N1	05-SEP-2002 18:13:36	Dark	55.500	1	9Alp CMa	-1.4400	11000.	111	2700	No
331	GOM_NL__2PRFIN20020905_181614_000000482009_00141_02700_2726.N1	05-SEP-2002 18:16:14	Dark	48.000	23	21Eps CMa	1.5020	26000.	96	2700	No
332	GOM_NL__2PRFIN20020905_181756_000001072009_00141_02700_2727.N1	05-SEP-2002 18:17:56	Dark	106.50	7	19Bet Ori	0.10000	14000.	213	2700	No
333	GOM_NL__2PRFIN20020905_182254_000000492009_00141_02700_2728.N1	05-SEP-2002 18:22:54	Dark	49.000	2	Alp Car	-0.73600	7000.0	98	2700	No
334	GOM_NL__2PRFIN20020905_183300_000000392009_00142_02701_2698.N1	05-SEP-2002 18:33:00	Dark	38.500	135	Bet Hyi	2.8200	5800.0	77	2701	No
335	GOM_NL__2PRFIN20020905_183438_000000562009_00142_02701_2699.N1	05-SEP-2002 18:34:38	Dark	56.000	9	Alp Eri	0.45300	24000.	112	2701	No
336	GOM_NL__2PRFIN20020905_183835_000000402009_00142_02701_2700.N1	05-SEP-2002 18:38:35	Straylight	40.000	148	Alp Tuc	2.8780	4100.0	80	2701	No
337	GOM_NL__2PRFIN20020905_184145_000000522009_00142_02701_2701.N1	05-SEP-2002 18:41:45	Straylight	52.000	63	Bet Gru	2.1500	2800.0	104	2701	No

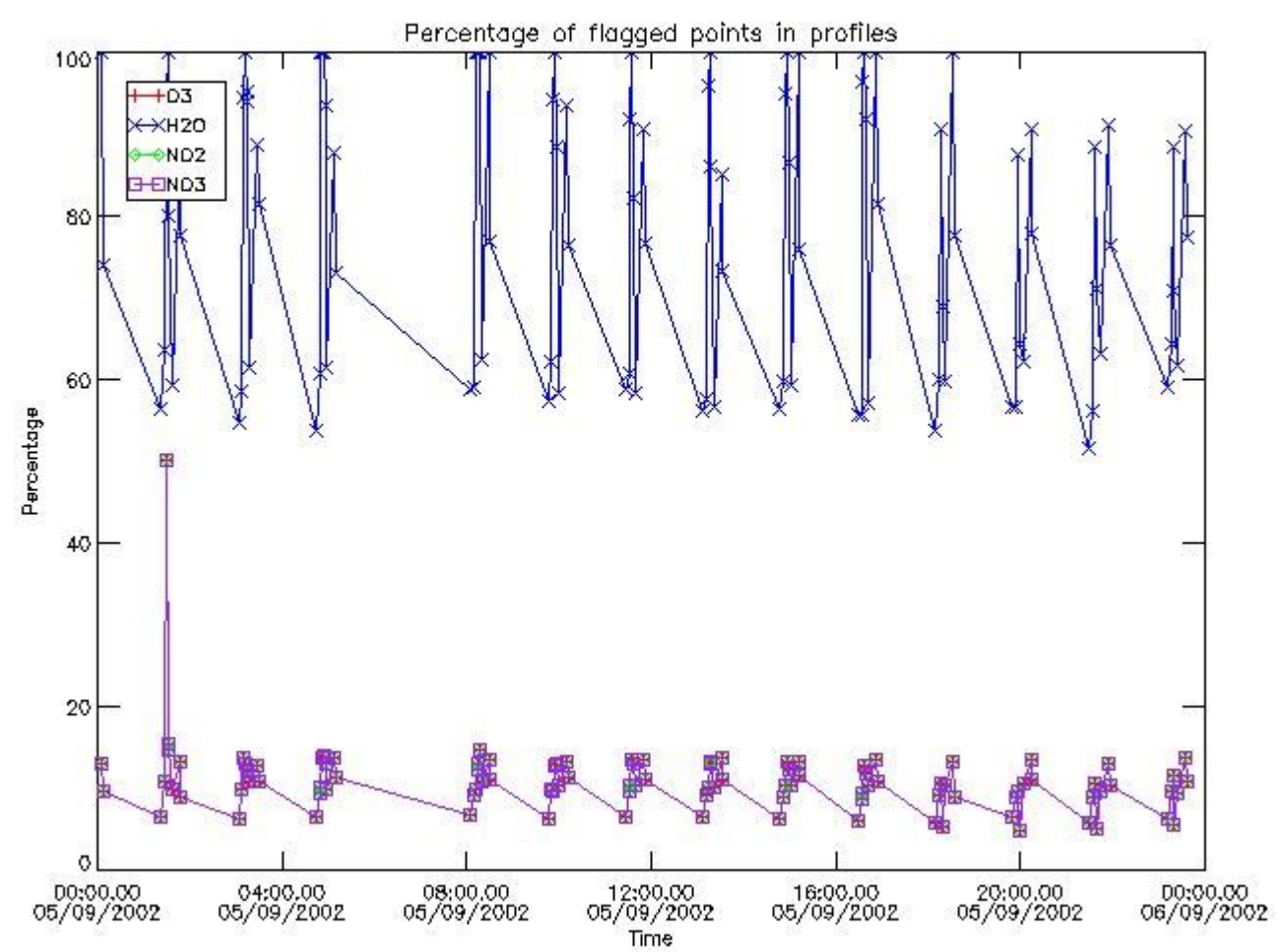
338	GOM_NL__2PRFIN20020905_184504_000000382009_00142_02701_2702.N1	05-SEP-2002 18:45:04	Straylight	38.000	172	Gam Gru	3.0030	13100.	76	2701	No
339	GOM_NL__2PRFIN20020905_184621_000000462009_00142_02701_2703.N1	05-SEP-2002 18:46:21	Straylight	45.500	18	24Alp PsA	1.1660	9700.0	91	2701	No
340	GOM_NL__2PRFIN20020905_185104_000000422009_00142_02701_2704.N1	05-SEP-2002 18:51:04	Bright	41.500	142	49Del Cap	2.8500	8900.0	83	2701	No
341	GOM_NL__2PRFIN20020905_185409_000000402009_00142_02701_2705.N1	05-SEP-2002 18:54:09	Bright	39.500	154	22Bet Aqr	2.8990	5700.0	79	2701	No
342	GOM_NL__2PRFIN20020905_185528_000000432009_00142_02701_2706.N1	05-SEP-2002 18:55:28	Bright	42.500	162	34Alp Aqr	2.9440	5350.0	85	2701	No
343	GOM_NL__2PRFIN20020905_185828_000000412009_00142_02701_2707.N1	05-SEP-2002 18:58:28	Bright	41.000	61	8Eps Peg	2.1000	3900.0	82	2701	No
344	GOM_NL__2PRFIN20020905_190055_000000472009_00142_02701_2708.N1	05-SEP-2002 19:00:55	Bright	46.500	90	54Alp Peg	2.4870	11000.	93	2701	No
345	GOM_NL__2PRFIN20020905_190352_000000662009_00142_02701_2709.N1	05-SEP-2002 19:03:52	Bright	66.000	140	88Gam Peg	2.8340	26000.	132	2701	No
346	GOM_NL__2PRFIN20020905_190726_000000392009_00142_02701_2710.N1	05-SEP-2002 19:07:26	Bright	39.000	66	37Gam Cyg	2.2080	5900.0	78	2701	No
347	GOM_NL__2PRFIN20020905_190838_000000382009_00142_02701_2711.N1	05-SEP-2002 19:08:38	Bright	37.500	19	50Alp Cyg	1.2460	10500.	75	2701	No
348	GOM_NL__2PRFIN20020905_191326_000000382009_00142_02701_2712.N1	05-SEP-2002 19:13:26	Bright	38.000	89	5Alp Cep	2.4510	8000.0	76	2701	No
349	GOM_NL__2PRFIN20020905_191538_000000462009_00142_02701_2713.N1	05-SEP-2002 19:15:38	Bright	45.500	74	11Bet Cas	2.2680	6600.0	91	2701	No
350	GOM_NL__2PRFIN20020905_191741_000000452009_00142_02701_2714.N1	05-SEP-2002 19:17:41	Bright	44.500	76	27Gam Cas	2.3000	30000.	89	2701	No
351	GOM_NL__2PRFIN20020905_192202_000000882009_00142_02701_2715.N1	05-SEP-2002 19:22:02	Bright	87.500	73	57Gam1And	2.2600	13100.	175	2701	No
352	GOM_NL__2PRFIN20020905_192439_000000622009_00142_02701_2716.N1	05-SEP-2002 19:24:39	Bright	62.000	160	23Gam Per	2.9300	4700.0	124	2701	No
353	GOM_NL__2PRFIN20020905_192650_000000712009_00142_02701_2717.N1	05-SEP-2002 19:26:50	Bright	71.000	35	33Alp Per	1.7950	6250.0	142	2701	No
354	GOM_NL__2PRFIN20020905_192932_000001042009_00142_02701_2718.N1	05-SEP-2002 19:29:32	Bright	103.50	79	26Bet Per	2.3100	13100.	207	2701	No
355	GOM_NL__2PRFIN20020905_193332_000000882009_00142_02701_2719.N1	05-SEP-2002 19:33:32	Bright	87.500	149	45Eps Per	2.8880	30000.	175	2701	No
356	GOM_NL__2PRFIN20020905_193814_000000562009_00142_02701_2720.N1	05-SEP-2002 19:38:14	Bright	56.000	24	66Alp Gem	1.5800	10200.	112	2701	No
357	GOM_NL__2PRFIN20020905_194105_000000782009_00142_02701_2721.N1	05-SEP-2002 19:41:05	Twilight	78.000	28	12Bet Tau	1.6500	15200.	156	2701	No
358	GOM_NL__2PRFIN20020905_194413_000000632009_00142_02701_2722.N1	05-SEP-2002 19:44:13	Twilight	62.500	44	24Gam Gem	1.9280	11000.	125	2701	No
359	GOM_NL__2PRFIN20020905_194610_000000552009_00142_02701_2723.N1	05-SEP-2002 19:46:10	Twilight	55.000	8	10Alp CMi	0.40000	6500.0	110	2701	No
360	GOM_NL__2PRFIN20020905_194925_000000792009_00142_02701_2724.N1	05-SEP-2002 19:49:25	Dark	79.000	14	58Alp Ori	0.87000	3000.0	158	2701	No
361	GOM_NL__2PRFIN20020905_195414_000000572009_00142_02701_2725.N1	05-SEP-2002 19:54:14	Dark	57.000	1	9Alp CMa	-1.4400	11000.	114	2701	No
362	GOM_NL__2PRFIN20020905_195649_000000532009_00142_02701_2726.N1	05-SEP-2002 19:56:49	Dark	52.500	23	21Eps CMa	1.5020	26000.	105	2701	No
363	GOM_NL__2PRFIN20020905_195834_000001042009_00142_02701_2727.N1	05-SEP-2002 19:58:34	Dark	104.00	7	19Bet Ori	0.10000	14000.	208	2701	No
364	GOM_NL__2PRFIN20020905_200331_000000482009_00142_02701_2728.N1	05-SEP-2002 20:03:31	Dark	48.000	2	Alp Car	-0.73600	7000.0	96	2701	No
365	GOM_NL__2PRFIN20020905_201336_000000382009_00143_02702_2699.N1	05-SEP-2002 20:13:36	Dark	38.000	135	Bet Hyi	2.8200	5800.0	76	2702	No
366	GOM_NL__2PRFIN20020905_201515_000000462009_00143_02702_2700.N1	05-SEP-2002 20:15:15	Dark	45.500	9	Alp Eri	0.45300	24000.	91	2702	No
367	GOM_NL__2PRFIN20020905_201911_000000432009_00143_02702_2701.N1	05-SEP-2002 20:19:11	Straylight	43.000	148	Alp Tuc	2.8780	4100.0	86	2702	No
368	GOM_NL__2PRFIN20020905_202222_000000482009_00143_02702_2702.N1	05-SEP-2002 20:22:22	Straylight	48.000	63	Bet Gru	2.1500	2800.0	96	2702	No
369	GOM_NL__2PRFIN20020905_202540_000000392009_00143_02702_2703.N1	05-SEP-2002 20:25:40	Straylight	39.000	172	Gam Gru	3.0030	13100.	78	2702	No
370	GOM_NL__2PRFIN20020905_202658_000000492009_00143_02702_2704.N1	05-SEP-2002 20:26:58	Straylight	49.000	18	24Alp PsA	1.1660	9700.0	98	2702	No
371	GOM_NL__2PRFIN20020905_203140_000000402009_00143_02702_2705.N1	05-SEP-2002 20:31:40	Bright	40.000	142	49Del Cap	2.8500	8900.0	80	2702	No
372	GOM_NL__2PRFIN20020905_203445_000000402009_00143_02702_2706.N1	05-SEP-2002 20:34:45	Bright	39.500	154	22Bet Aqr	2.8990	5700.0	79	2702	No
373	GOM_NL__2PRFIN20020905_203604_000000432009_00143_02702_2707.N1	05-SEP-2002 20:36:04	Bright	42.500	162	34Alp Aqr	2.9440	5350.0	85	2702	No
374	GOM_NL__2PRFIN20020905_203904_000000402009_00143_02702_2708.N1	05-SEP-2002 20:39:04	Bright	40.000	61	8Eps Peg	2.1000	3900.0	80	2702	No
375	GOM_NL__2PRFIN20020905_204130_000000472009_00143_02702_2709.N1	05-SEP-2002 20:41:30	Bright	46.500	90	54Alp Peg	2.4870	11000.	93	2702	No
376	GOM_NL__2PRFIN20020905_204427_000000652009_00143_02702_2710.N1	05-SEP-2002 20:44:27	Bright	64.500	140	88Gam Peg	2.8340	26000.	129	2702	No
377	GOM_NL__2PRFIN20020905_204802_000000372009_00143_02702_2711.N1	05-SEP-2002 20:48:02	Bright	37.000	66	37Gam Cyg	2.2080	5900.0	74	2702	No
378	GOM_NL__2PRFIN20020905_204914_000000392009_00143_02702_2712.N1	05-SEP-2002 20:49:14	Bright	39.000	19	50Alp Cyg	1.2460	10500.	78	2702	No
379	GOM_NL__2PRFIN20020905_205402_000000392009_00143_02702_2713.N1	05-SEP-2002 20:54:02	Bright	38.500	89	5Alp Cep	2.4510	8000.0	77	2702	No
380	GOM_NL__2PRFIN20020905_205613_000000472009_00143_02702_2714.N1	05-SEP-2002 20:56:13	Bright	46.500	74	11Bet Cas	2.2680	6600.0	93	2702	No
381	GOM_NL__2PRFIN20020905_205817_000000452009_00143_02702_2715.N1	05-SEP-2002 20:58:17	Bright	44.500	76	27Gam Cas	2.3000	30000.	89	2702	No
382	GOM_NL__2PRFIN20020905_210236_000000892009_00143_02702_2716.N1	05-SEP-2002 21:02:36	Bright	88.500	73	57Gam1And	2.2600	13100.	177	2702	No
383	GOM_NL__2PRFIN20020905_210515_000000612009_00143_02702_2717.N1	05-SEP-2002 21:05:15	Bright	60.500	160	23Gam Per	2.9300	4700.0	121	2702	No
384	GOM_NL__2PRFIN20020905_210725_000000702009_00143_02702_2718.N1	05-SEP-2002 21:07:25	Bright	70.000	35	33Alp Per	1.7950	6250.0	140	2702	No
385	GOM_NL__2PRFIN20020905_211006_000001092009_00143_02702_2719.N1	05-SEP-2002 21:10:06	Bright	109.00	79	26Bet Per	2.3100	13100.	218	2702	No
386	GOM_NL__2PRFIN20020905_211407_000000882009_00143_02702_2720.N1	05-SEP-2002 21:14:07	Bright	88.000	149	45Eps Per	2.8880	30000.	176	2702	No
387	GOM_NL__2PRFIN20020905_211850_000000562009_00143_02702_2721.N1	05-SEP-2002 21:18:50	Bright	56.000	24	66Alp Gem	1.5800	10200.	112	2702	No
388	GOM_NL__2PRFIN20020905_212141_000000822009_00143_02702_2722.N1	05-SEP-2002 21:21:41	Twilight	81.500	28	12Bet Tau	1.6500	15200.	163	2702	No
389	GOM_NL__2PRFIN20020905_212450_000000622009_00143_02702_2723.N1	05-SEP-2002 21:24:50	Twilight	62.000	44	24Gam Gem	1.9280	11000.	124	2702	No
390	GOM_NL__2PRFIN20020905_212646_000000542009_00143_02702_2724.N1	05-SEP-2002 21:26:46	Twilight	54.000	8	10Alp CMi	0.40000	6500.0	108	2702	No
391	GOM_NL__2PRFIN20020905_213002_000000882009_00143_02702_2725.N1	05-SEP-2002 21:30:02	Dark	88.000	14	58Alp Ori	0.87000	3000.0	176	2702	No
392	GOM_NL__2PRFIN20020905_213450_000000582009_00143_02702_2726.N1	05-SEP-2002 21:34:50	Dark	57.500	1	9Alp CMa	-1.4400	11000.	115	2702	No
393	GOM_NL__2PRFIN20020905_213727_000000492009_00143_02702_2727.N1	05-SEP-2002 21:37:27	Dark	48.500	23	21Eps CMa	1.5020	26000.	97	2702	No
394	GOM_NL__2PRFIN20020905_213912_000000992009_00143_02702_2728.N1	05-SEP-2002 21:39:12	Dark	99.000	7	19Bet Ori	0.10000	14000.	198	2702	No
395	GOM_NL__2PRFIN20020905_214408_000000542009_00143_02702_2729.N1	05-SEP-2002 21:44:08	Dark	53.500	2	Alp Car	-0.73600	7000.0	107	2702	No
396	GOM_NL__2PRFIN20020905_215412_000000402009_00144_02703_2699.N1	05-SEP-2002 21:54:12	Dark	39.500	135	Bet Hyi	2.8200	5800.0	79	2703	No

397	GOM_NL__2PRFIN20020905_215551_000000492009_00144_02703_2700.N1	05-SEP-2002 21:55:51	Dark	48.500	9	Alp Eri	0.45300	24000.	97	2703	No
398	GOM_NL__2PRFIN20020905_215947_000000462009_00144_02703_2701.N1	05-SEP-2002 21:59:47	Straylight	46.000	148	Alp Tuc	2.8780	4100.0	92	2703	No
399	GOM_NL__2PRFIN20020905_220258_000000522009_00144_02703_2702.N1	05-SEP-2002 22:02:58	Straylight	52.000	63	Bet Gru	2.1500	2800.0	104	2703	No
400	GOM_NL__2PRFIN20020905_220616_000000392009_00144_02703_2703.N1	05-SEP-2002 22:06:16	Straylight	39.000	172	Gam Gru	3.0030	13100.	78	2703	No
401	GOM_NL__2PRFIN20020905_220733_000000502009_00144_02703_2704.N1	05-SEP-2002 22:07:33	Straylight	49.500	18	24Alp PsA	1.1660	9700.0	99	2703	No
402	GOM_NL__2PRFIN20020905_221216_000000422009_00144_02703_2705.N1	05-SEP-2002 22:12:16	Bright	41.500	142	49Del Cap	2.8500	8900.0	83	2703	No
403	GOM_NL__2PRFIN20020905_221521_000000392009_00144_02703_2706.N1	05-SEP-2002 22:15:21	Bright	39.000	154	22Bet Aqr	2.8990	5700.0	78	2703	No
404	GOM_NL__2PRFIN20020905_221642_000000412009_00144_02703_2707.N1	05-SEP-2002 22:16:42	Bright	40.500	162	34Alp Aqr	2.9440	5350.0	81	2703	No
405	GOM_NL__2PRFIN20020905_221940_000000402009_00144_02703_2708.N1	05-SEP-2002 22:19:40	Bright	40.000	61	8Eps Peg	2.1000	3900.0	80	2703	No
406	GOM_NL__2PRFIN20020905_222205_000000482009_00144_02703_2709.N1	05-SEP-2002 22:22:05	Bright	48.000	90	54Alp Peg	2.4870	11000.	96	2703	No
407	GOM_NL__2PRFIN20020905_222502_000000652009_00144_02703_2710.N1	05-SEP-2002 22:25:02	Bright	64.500	140	88Gam Peg	2.8340	26000.	129	2703	No
408	GOM_NL__2PRFIN20020905_222839_000000372009_00144_02703_2711.N1	05-SEP-2002 22:28:39	Bright	36.500	66	37Gam Cyg	2.2080	5900.0	73	2703	No
409	GOM_NL__2PRFIN20020905_222950_000000392009_00144_02703_2712.N1	05-SEP-2002 22:29:50	Bright	39.000	19	50Alp Cyg	1.2460	10500.	78	2703	No
410	GOM_NL__2PRFIN20020905_223438_000000382009_00144_02703_2713.N1	05-SEP-2002 22:34:38	Bright	38.000	89	5Alp Cep	2.4510	8000.0	76	2703	No
411	GOM_NL__2PRFIN20020905_223649_000000452009_00144_02703_2714.N1	05-SEP-2002 22:36:49	Bright	45.000	74	11Bet Cas	2.2680	6600.0	90	2703	No
412	GOM_NL__2PRFIN20020905_223852_000000462009_00144_02703_2715.N1	05-SEP-2002 22:38:52	Bright	45.500	76	27Gam Cas	2.3000	30000.	91	2703	No
413	GOM_NL__2PRFIN20020905_224310_000000872009_00144_02703_2716.N1	05-SEP-2002 22:43:10	Bright	86.500	73	57Gam1And	2.2600	13100.	173	2703	No
414	GOM_NL__2PRFIN20020905_224550_000000592009_00144_02703_2717.N1	05-SEP-2002 22:45:50	Bright	59.000	160	23Gam Per	2.9300	4700.0	118	2703	No
415	GOM_NL__2PRFIN20020905_224800_000000682009_00144_02703_2718.N1	05-SEP-2002 22:48:00	Bright	68.000	35	33Alp Per	1.7950	6250.0	136	2703	No
416	GOM_NL__2PRFIN20020905_225041_000001092009_00144_02703_2719.N1	05-SEP-2002 22:50:41	Bright	109.00	79	26Bet Per	2.3100	13100.	218	2703	No
417	GOM_NL__2PRFIN20020905_225443_000000942009_00144_02703_2720.N1	05-SEP-2002 22:54:43	Bright	93.500	149	45Eps Per	2.8880	30000.	187	2703	No
418	GOM_NL__2PRFIN20020905_225926_000000562009_00144_02703_2721.N1	05-SEP-2002 22:59:26	Bright	56.000	24	66Alp Gem	1.5800	10200.	112	2703	No
419	GOM_NL__2PRFIN20020905_230217_000000772009_00144_02703_2722.N1	05-SEP-2002 23:02:17	Twilight	77.000	28	12Bet Tau	1.6500	15200.	154	2703	No
420	GOM_NL__2PRFIN20020905_230526_000000612009_00144_02703_2723.N1	05-SEP-2002 23:05:26	Twilight	60.500	44	24Gam Gem	1.9280	11000.	121	2703	No
421	GOM_NL__2PRFIN20020905_230722_000000512009_00144_02703_2724.N1	05-SEP-2002 23:07:22	Twilight	51.000	8	10Alp CMi	0.40000	6500.0	102	2703	No
422	GOM_NL__2PRFIN20020905_231039_000000812009_00144_02703_2725.N1	05-SEP-2002 23:10:39	Dark	81.000	14	58Alp Ori	0.87000	3000.0	162	2703	No
423	GOM_NL__2PRFIN20020905_231527_000000532009_00144_02703_2726.N1	05-SEP-2002 23:15:27	Dark	52.500	1	9Alp CMa	-1.4400	11000.	105	2703	No
424	GOM_NL__2PRFIN20020905_231802_000000492009_00144_02703_2727.N1	05-SEP-2002 23:18:02	Dark	48.500	23	21Eps CMa	1.5020	26000.	97	2703	No
425	GOM_NL__2PRFIN20020905_231950_000001122009_00144_02703_2728.N1	05-SEP-2002 23:19:50	Dark	112.00	7	19Bet Ori	0.10000	14000.	224	2703	No
426	GOM_NL__2PRFIN20020905_232444_000000542009_00144_02703_2729.N1	05-SEP-2002 23:24:44	Dark	54.000	2	Alp Car	-0.73600	7000.0	108	2703	No
427	GOM_NL__2PRFIN20020905_233448_000000372009_00145_02704_2719.N1	05-SEP-2002 23:34:48	Dark	37.000	135	Bet Hyi	2.8200	5800.0	74	2704	No
428	GOM_NL__2PRFIN20020905_233628_000000472009_00145_02704_2720.N1	05-SEP-2002 23:36:28	Dark	47.000	9	Alp Eri	0.45300	24000.	94	2704	No
429	GOM_NL__2PRFIN20020905_234023_000000392009_00145_02704_2721.N1	05-SEP-2002 23:40:23	Straylight	38.500	148	Alp Tuc	2.8780	4100.0	77	2704	No
430	GOM_NL__2PRFIN20020905_235252_000000412009_00145_02704_2722.N1	05-SEP-2002 23:52:52	Bright	40.500	142	49Del Cap	2.8500	8900.0	81	2704	No
431	GOM_NL__2PRFIN20020905_235557_000000392009_00145_02704_2723.N1	05-SEP-2002 23:55:57	Bright	39.000	154	22Bet Aqr	2.8990	5700.0	78	2704	No
432	GOM_NL__2PRFIN20020905_235717_000000412009_00145_02704_2724.N1	05-SEP-2002 23:57:17	Bright	41.000	162	34Alp Aqr	2.9440	5350.0	82	2704	No

3. Quality information per product

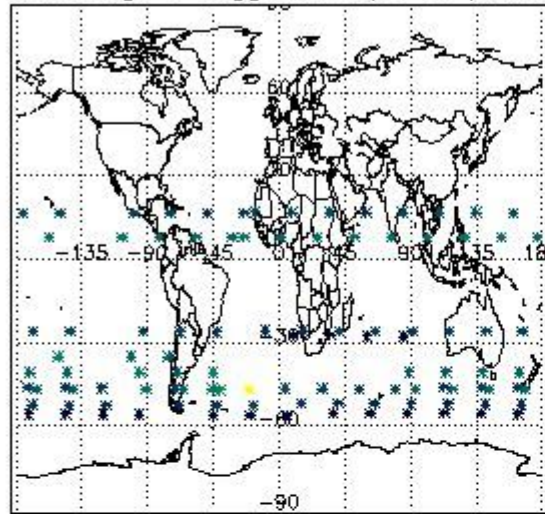
In this section it is plotted some information contained in the Quality Summary data set of the level 2 products. Only products in dark limb conditions and without errors (error flag in the MPH set to "0") are used.

3.1 Plot quality information per product (time dependant)

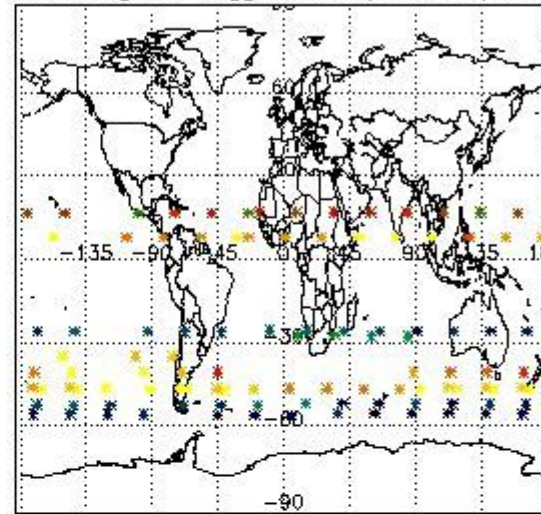


3.2 Plot quality information per product (world map)


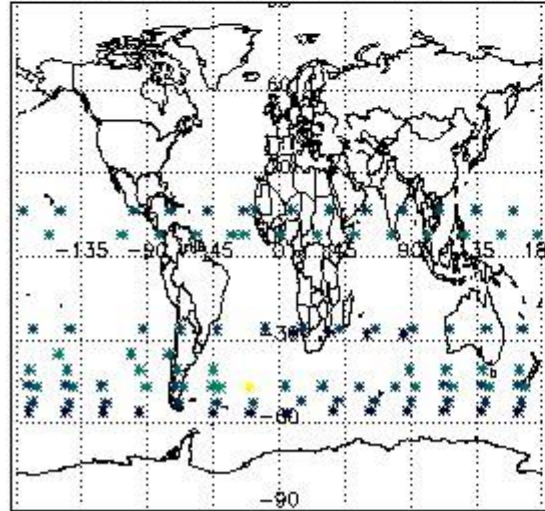
Percentage of flagged data per O3 profile



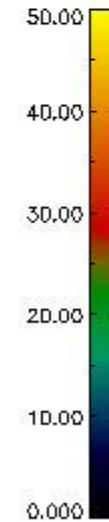
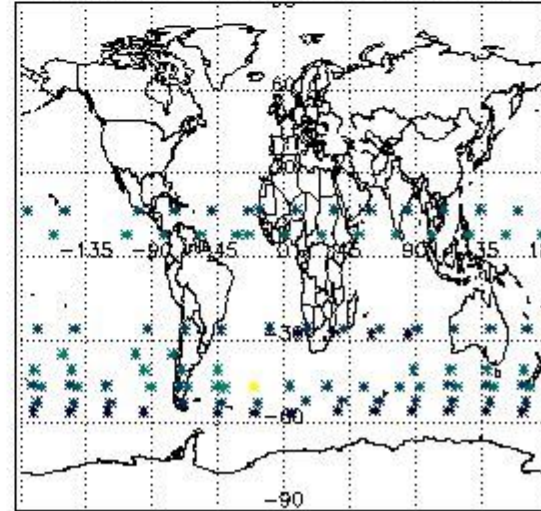
Percentage of flagged data per H2O profile



Percentage of flagged data per NO2 profile



Percentage of flagged data per NO3 profile

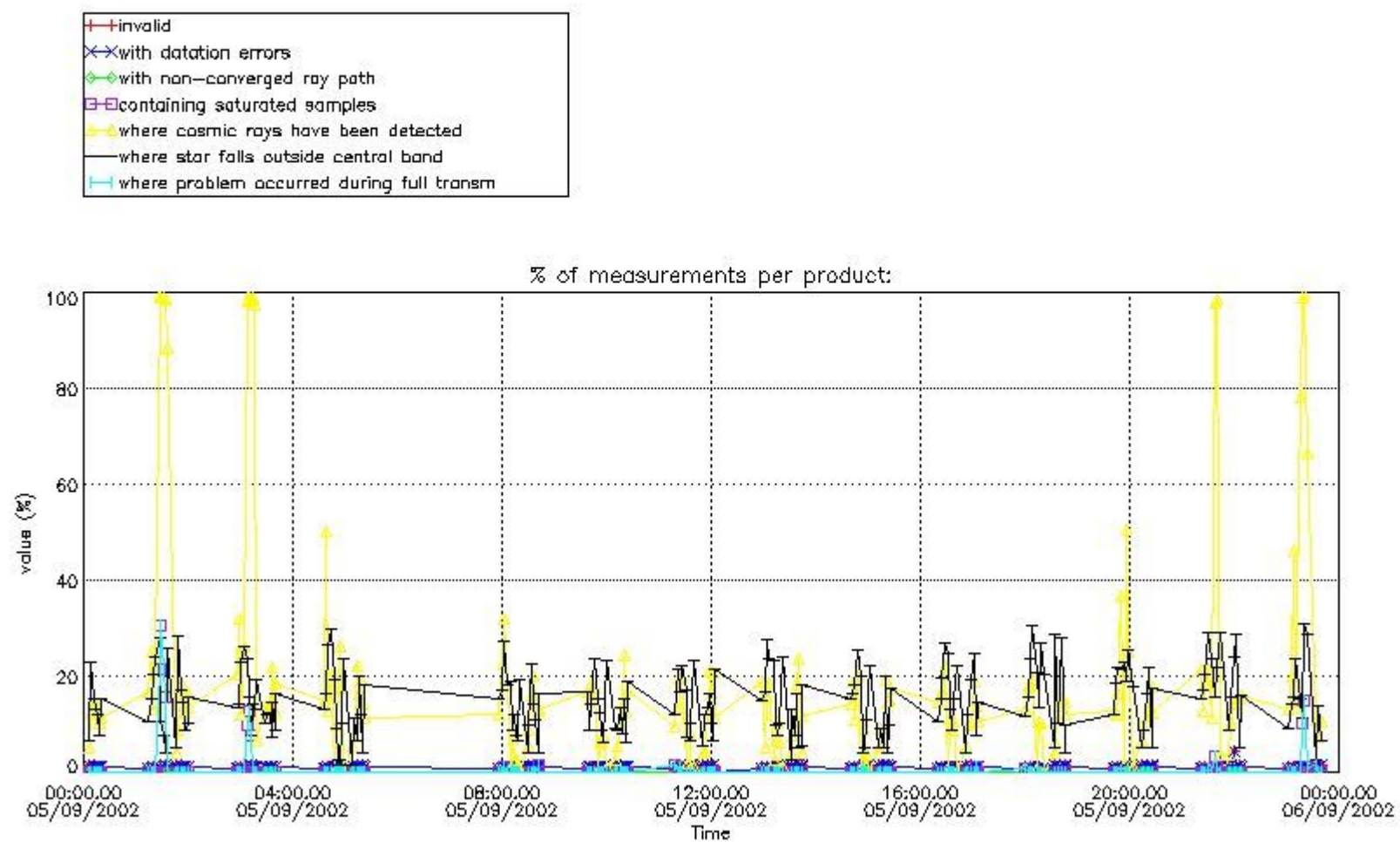


4. Level 1 quality information per product

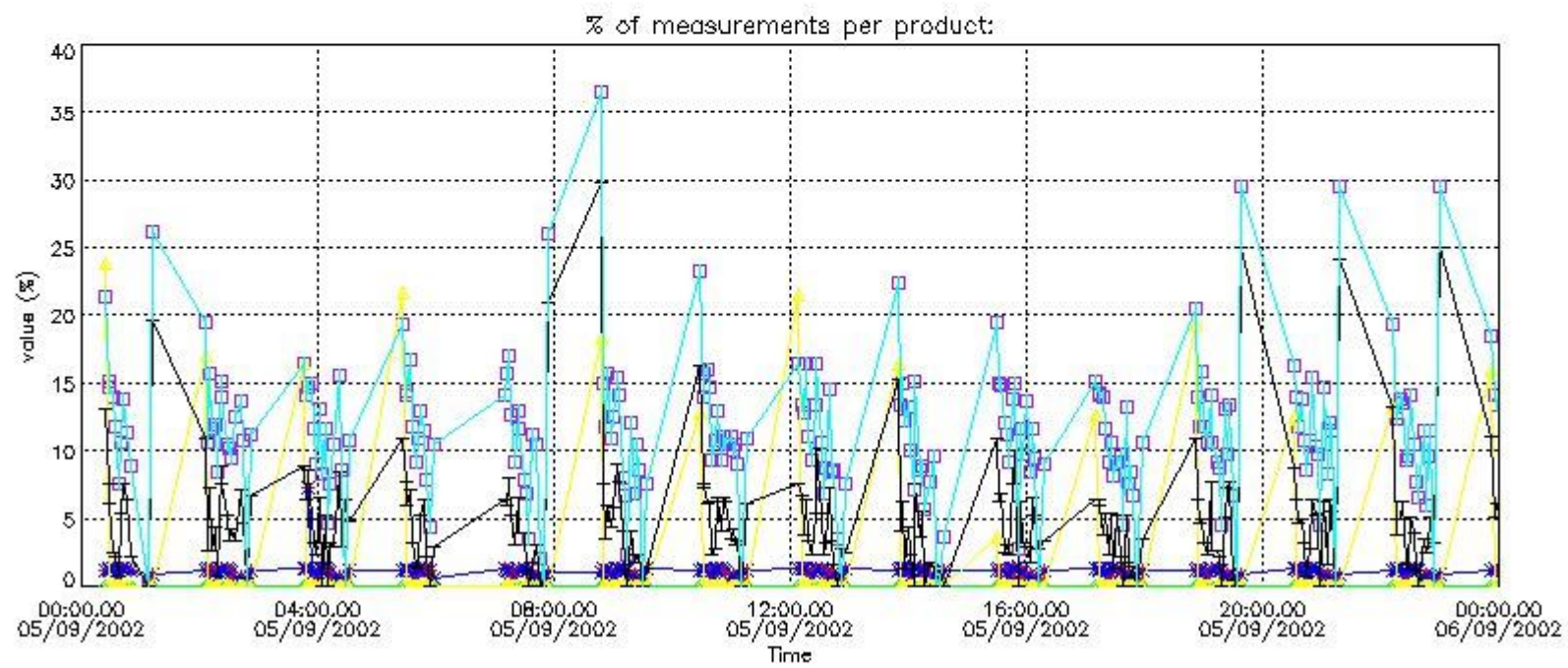
In this section it is plotted some information contained in the Quality Summary data set of the level 2 products that comes from the level 1b processing. Products without errors (error flag in the MPH set to "0") are used.

4.1 Plot quality information per product (time dependant) coming from level 1b processing

4.1.1 Plot level 1 quality information per product (time dependant): ENVISAT ASCENDING passes



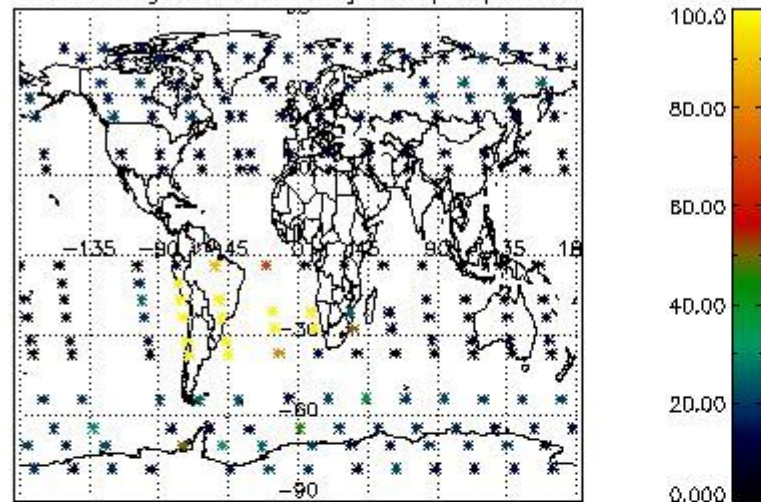
4.1.2 Plot level 1 quality information per product (time dependant): ENVI SAT DESCENDING passes



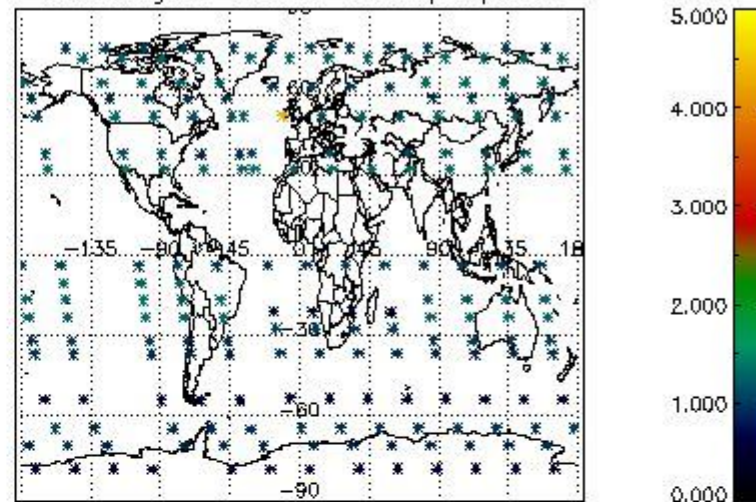
4.2 Plot quality information per product coming from level 1b processing (world map)

4.2.1 Plot level 1 quality information per product (world map): ENVISAT ASCENDING passes

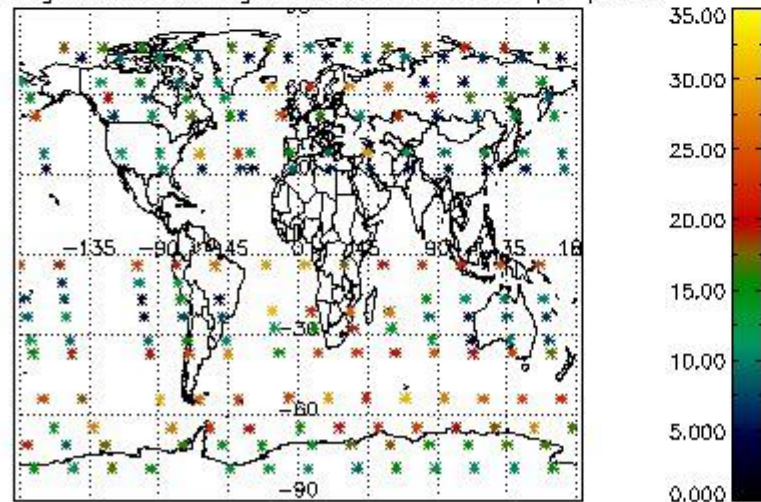
Percentage of cosmic ray hits per profile



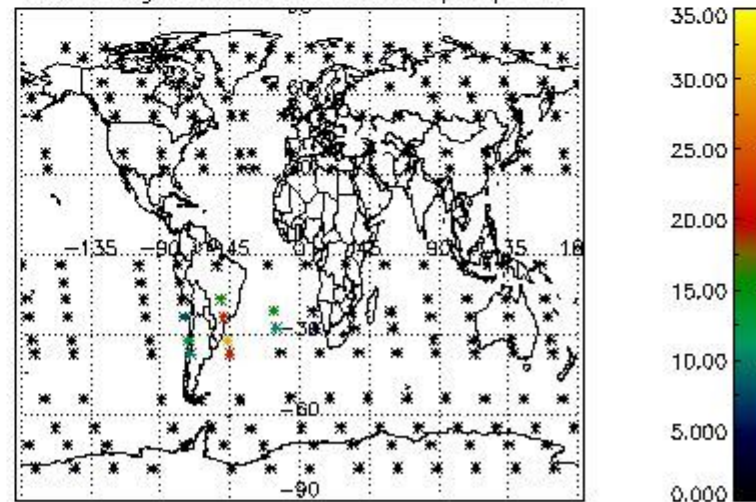
Percentage of datation errors per profile



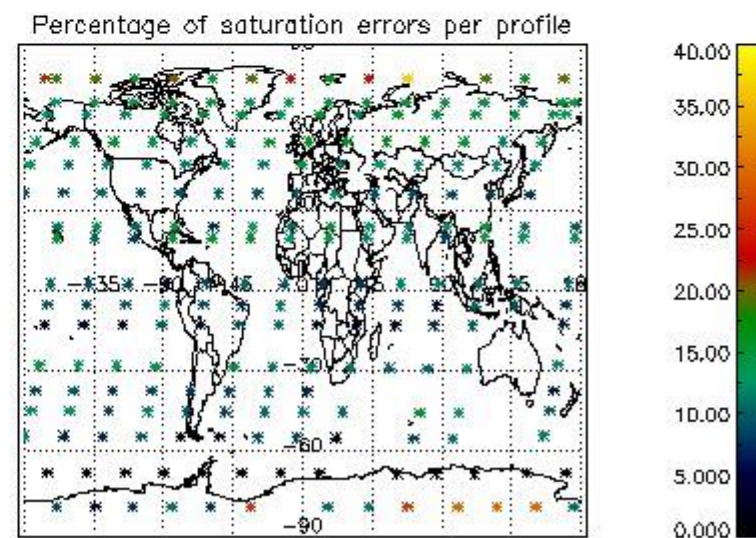
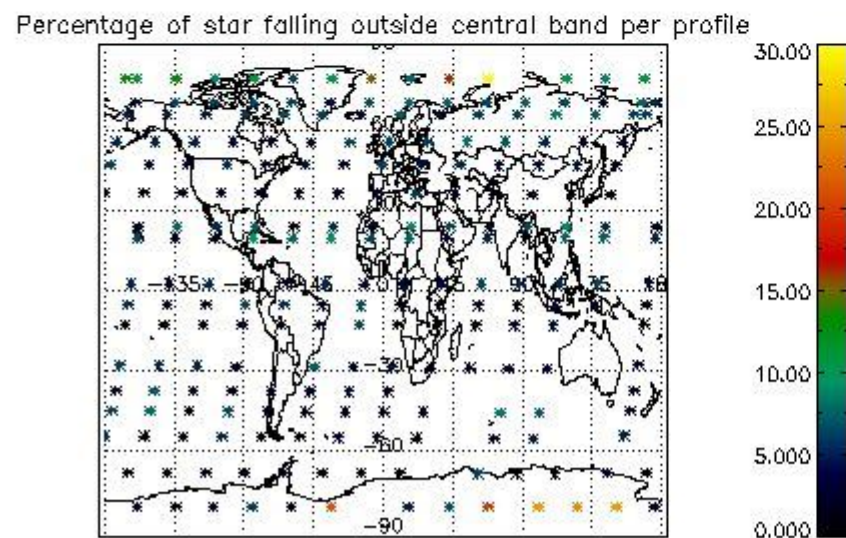
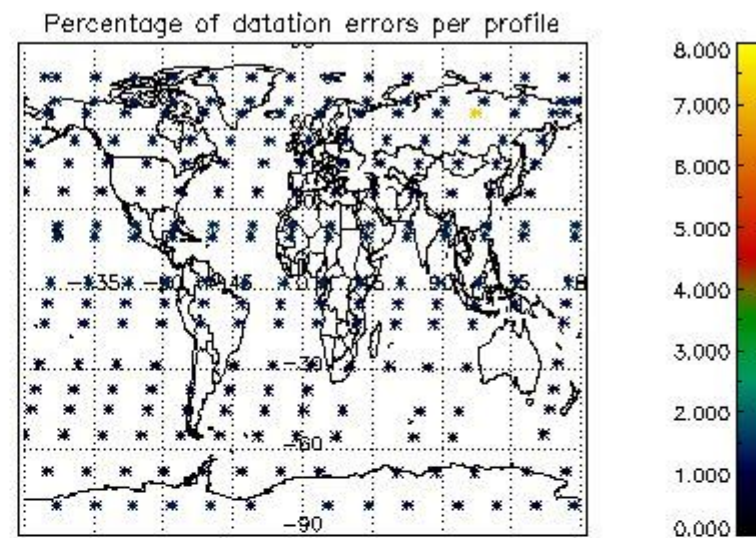
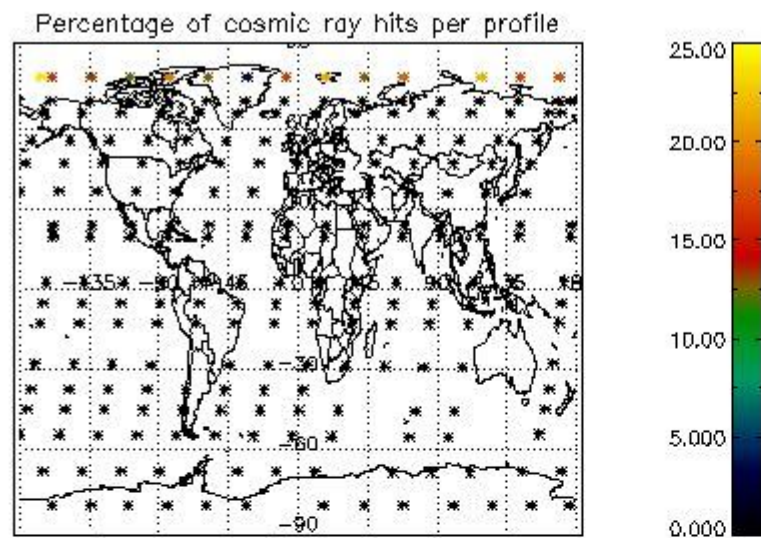
Percentage of star falling outside central band per profile



Percentage of saturation errors per profile



4.2.2 Plot level 1 quality information per product (world map): ENVISAT DESCENDING passes



5. Trace gas profiles

5.1 Ozone statistics based on quality of products

The final quality of the products can be "measured" using the STD (Standard Deviation) attached to every point profile. This information is written to the parameter GOM_NL__2P/NL_LOCAL_SPECIES_DENSITY/o3_std of the level 2 products. The table below shows the statistics for given STD ranges.

The statistics are given with respect to the overall valid production:

- Products without fatal errors: GOM_NL__2P/MPH/PRODUCT_ERR=0
- Valid point profile: GOM_NL__2P/NL_LOCAL_SPECIES_DENSITY/pcd(0)=0

The 'Criteria' is applied to valid points of dark limb products:

- Products in dark limb illumination condition: GOM_NL__2P/NL_SUMMARY_QUALITY/obs_ill_cond=0
- Products without fatal errors: GOM_NL__2P/MPH/PRODUCT_ERR=0
- Valid point profile: GOM_NL__2P/NL_LOCAL_SPECIES_DENSITY/pcd(0)=0

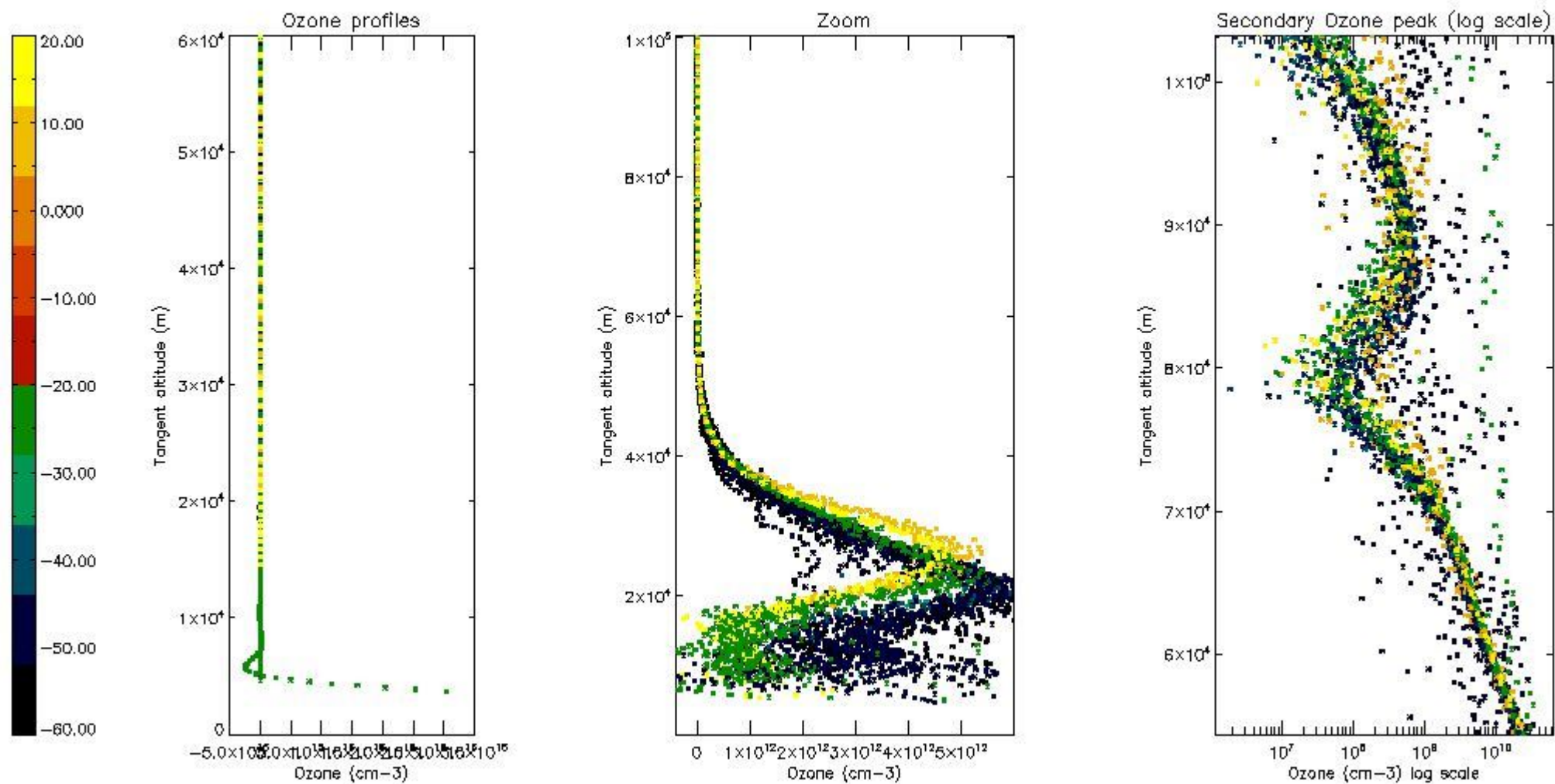
So, the table below shows the percentage of dark limb and valid observations for each criteria with respect to the overall valid daily observations.

Criteria	% of total production
All STD	25
STD < 20	16

STD < 10	14
STD < 5	11

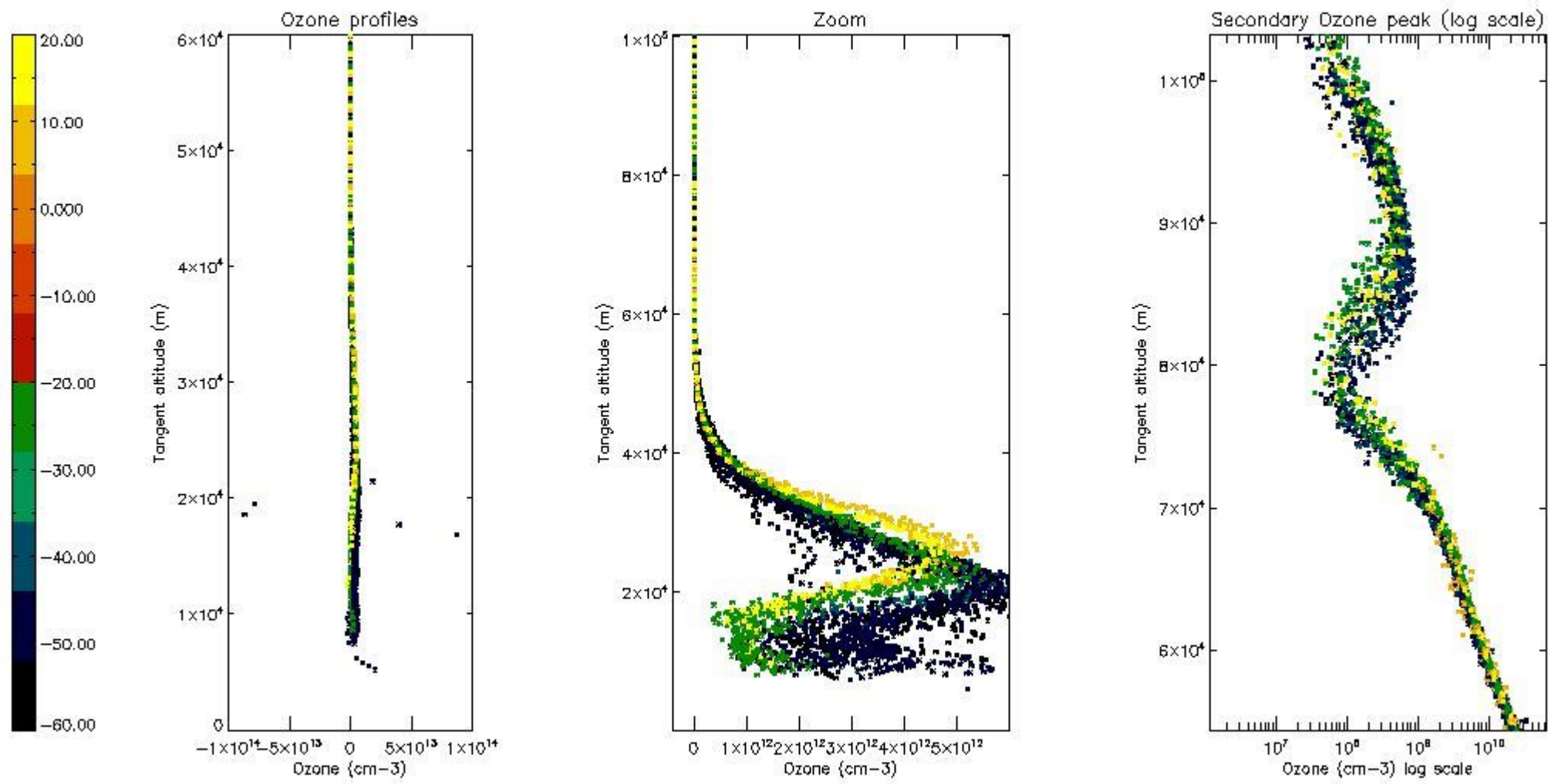
5.2 Plot ozone profiles for all STD (dark without errors)

The colorbar represents the latitude.



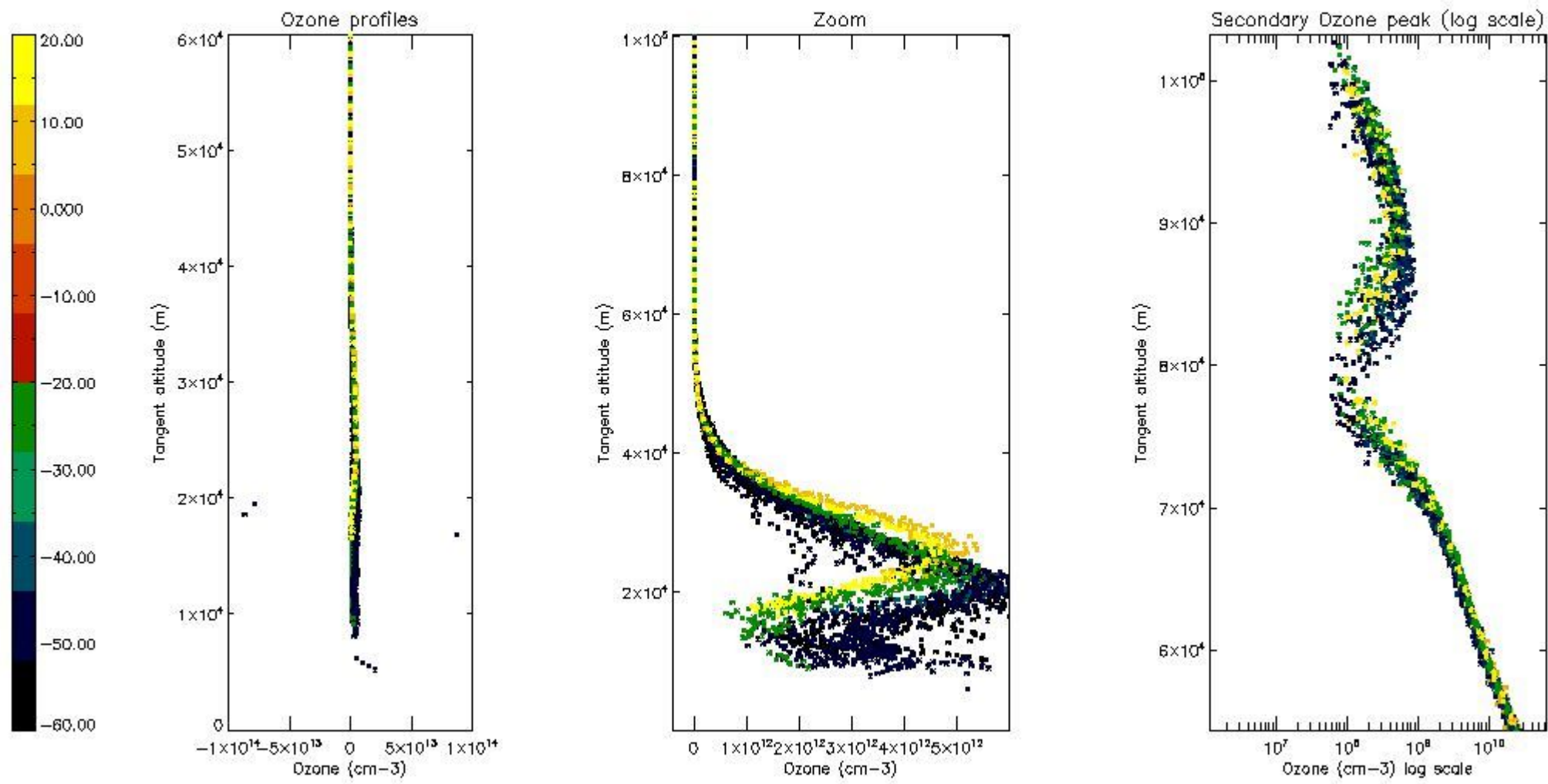
5.3 Plot ozone profiles where STD < 20% (dark without errors)

The colorbar represents the latitude.



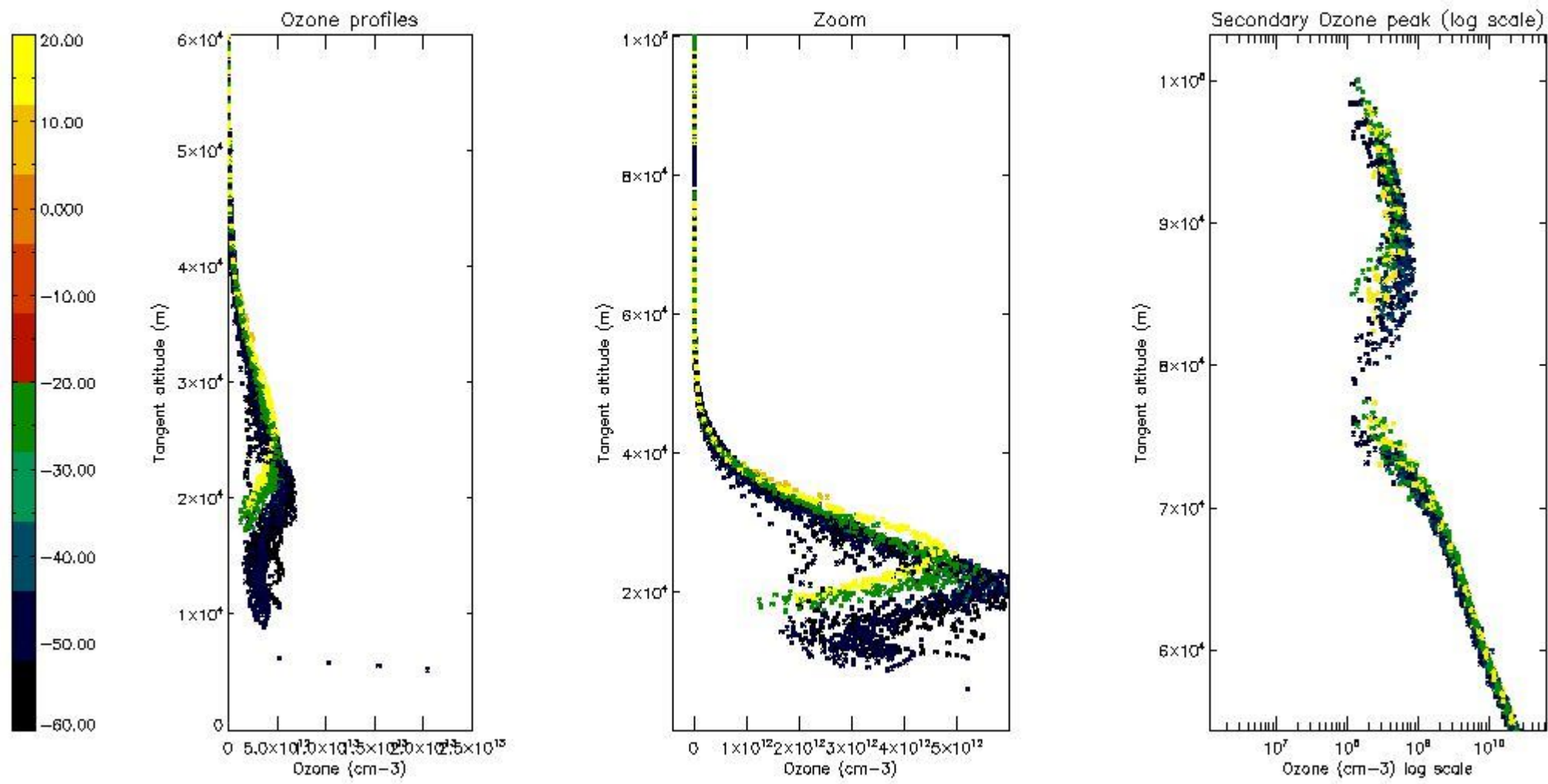
5.4 Plot ozone profiles where STD < 10% (dark without errors)

The colorbar represents the latitude.



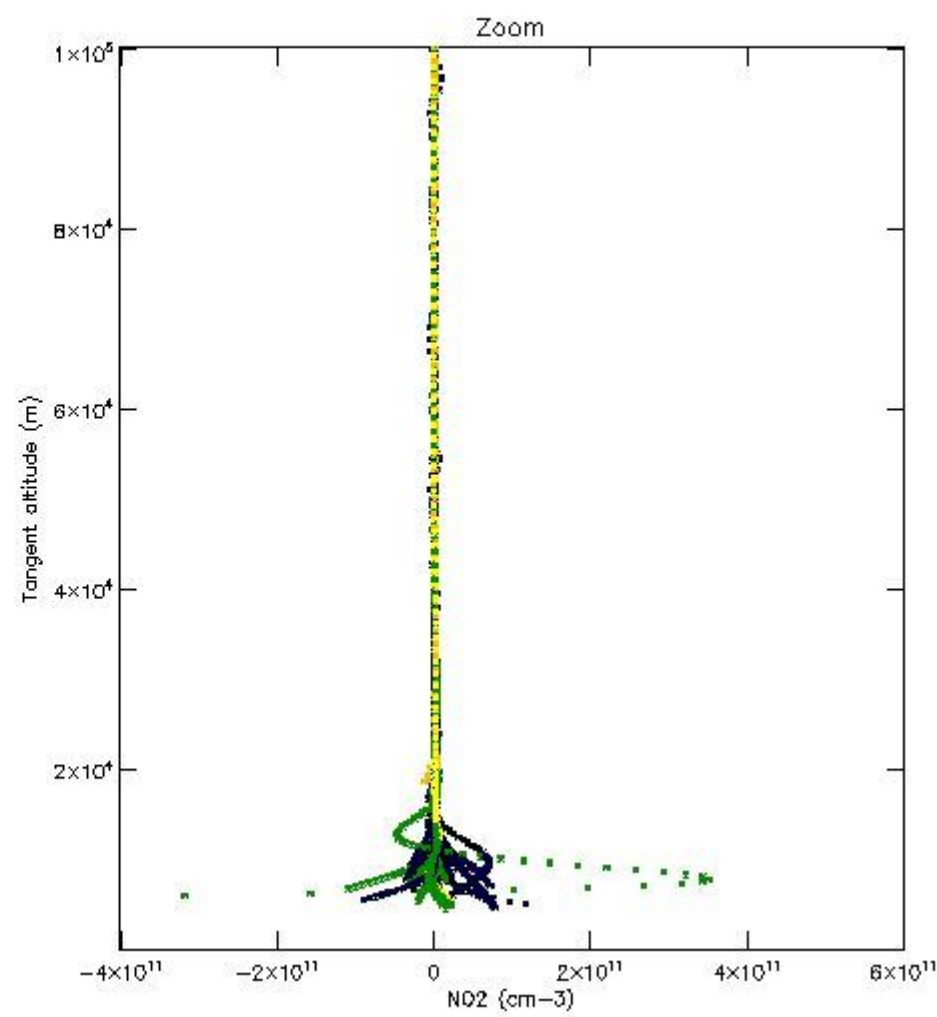
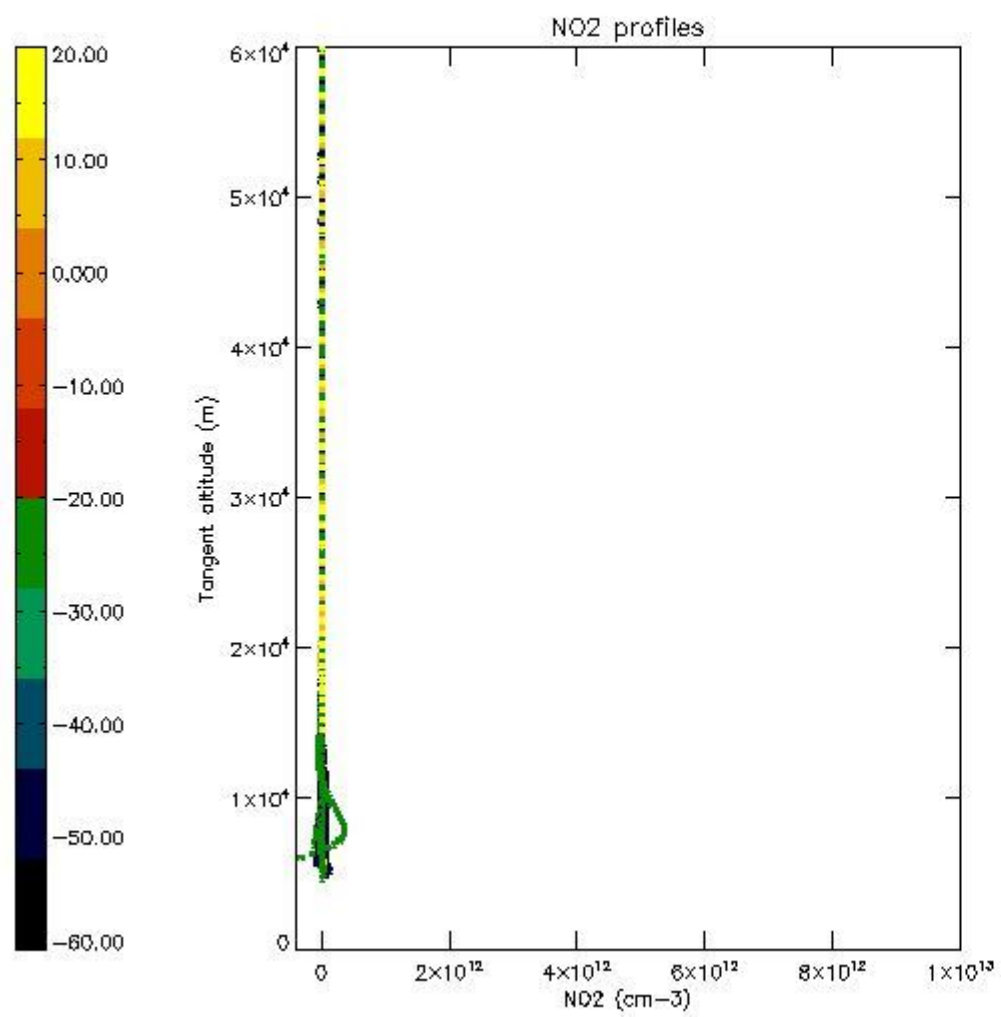
5.5 Plot ozone profiles where $STD < 5\%$ (dark without errors)

The colorbar represents the latitude.



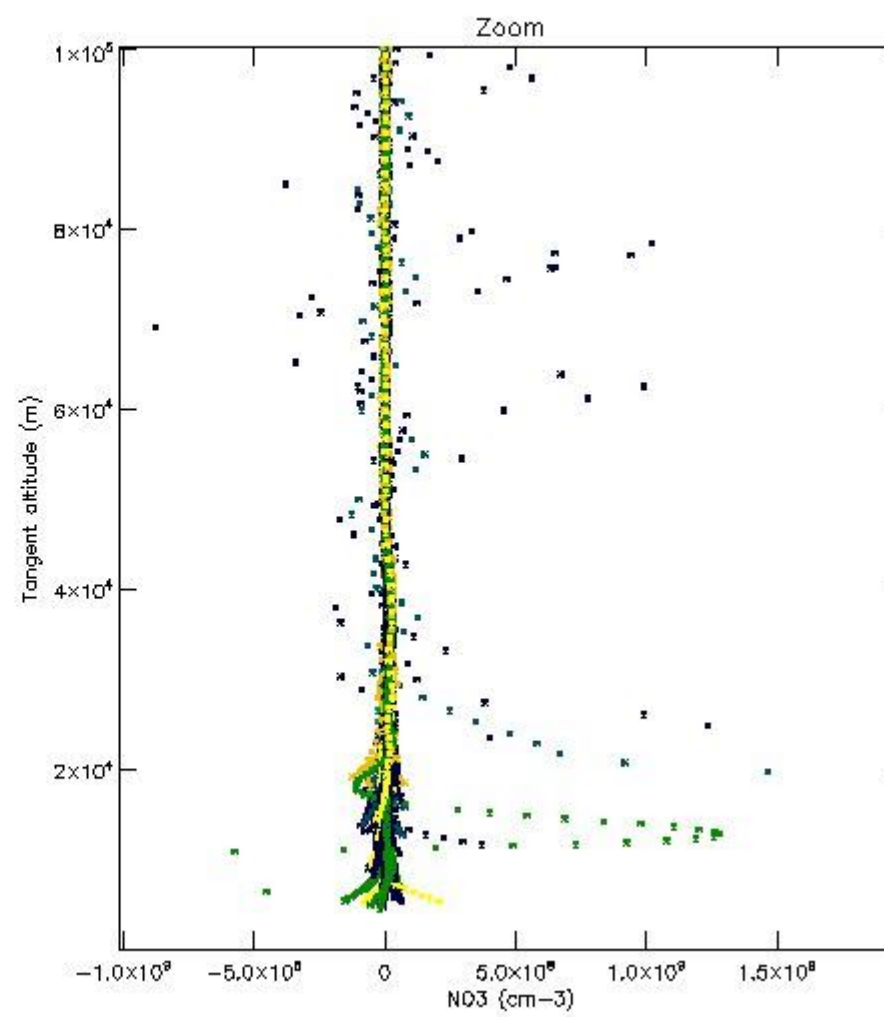
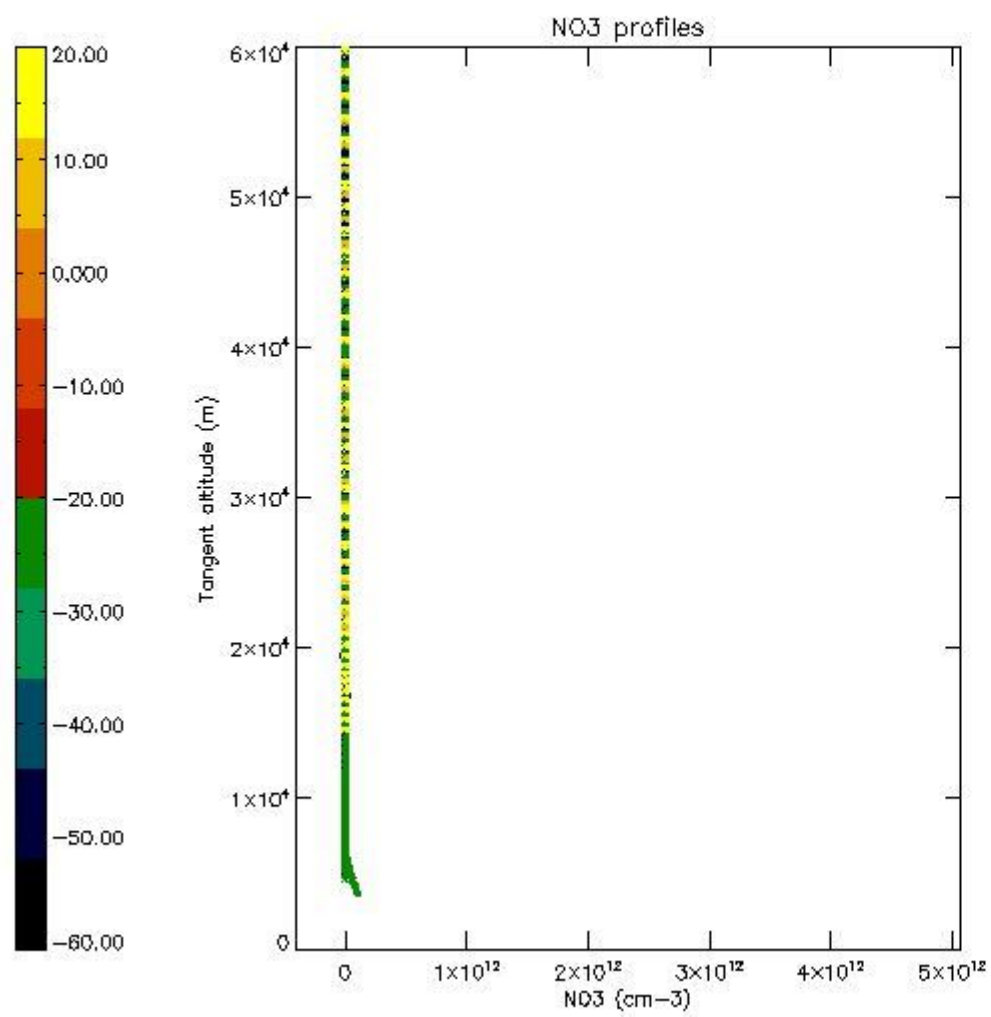
5.6 Plot NO₂ profiles for all STD (dark without errors)

The colorbar represents the latitude.



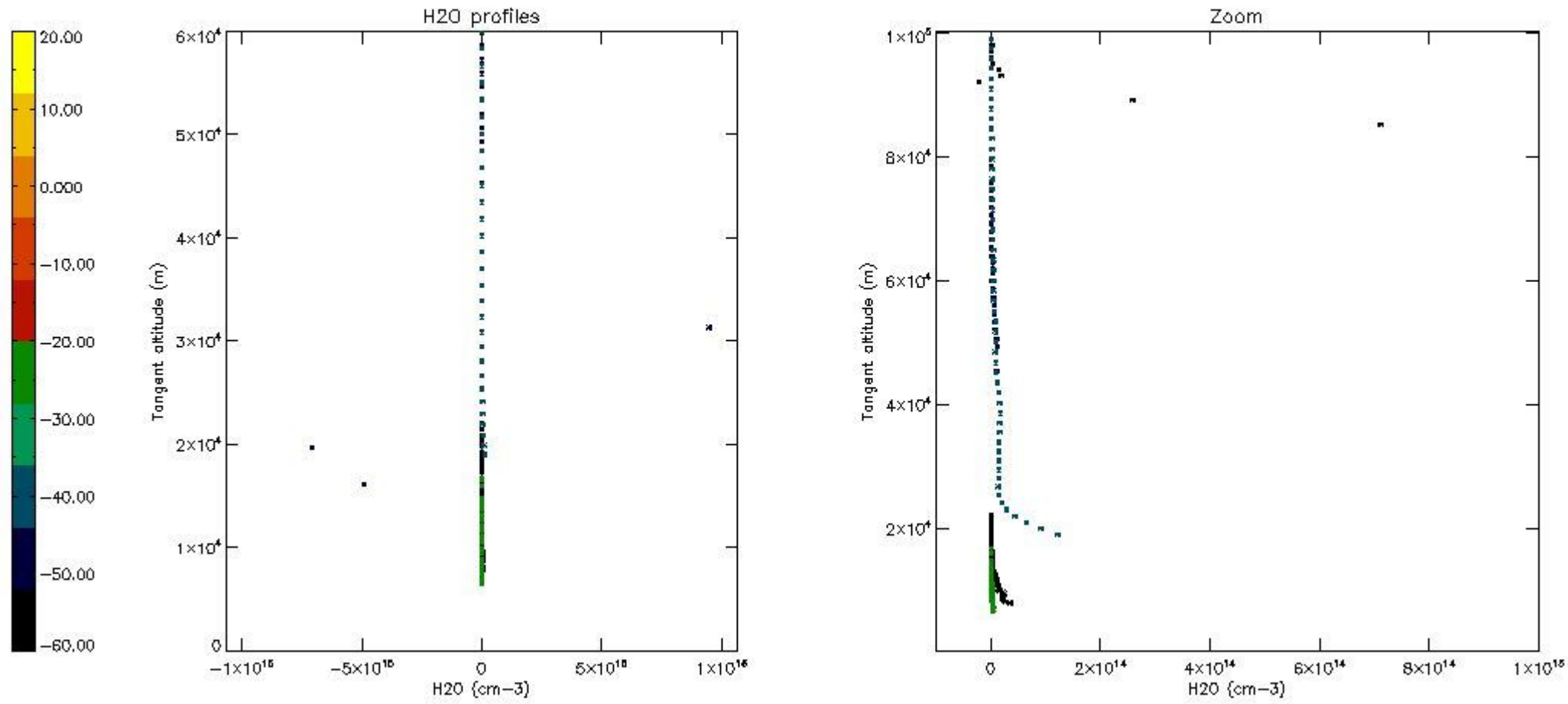
5.7 Plot NO3 profiles for all STD (dark without errors)

The colorbar represents the latitude.



5.8 Plot H2O profiles for all STD (only for occultations of stars 1,2,3,4,13,14,16,26,63 dark without errors)

The colorbar represents the latitude.



6. Auxiliary Data Files used for the production reported in section 2

The number reported in the third column indicates since which file (see list in section 2) the corresponding auxiliary file has been used. The fourth column is the date of those product files.

Type	Auxiliary Filename	Used since product	Used since product date
INST_PHYS_CHARACTERISTICS	GOM_INS_AXNIEC20050627_150440_20020301_000000_20100101_000000	1	05-SEP-2002 00:06:23
LEVEL-2_PROC_CONFIG	GOM_PR2_AXVIEC20091111_152718_20020301_000000_20500101_000000	1	05-SEP-2002 00:06:23
CROSS_SECTIONS_FILE	GOM_CRS_AXVIEC20091111_154832_20020301_000000_20500101_000000	1	05-SEP-2002 00:06:23

GOMOS Level 2 Daily Report

SUMMARY

[1. General Info](#)

[2. Summary of processed GOM_NL_2P products](#)

[3. Level 2 Quality information per product](#)

[3.1 Plot of level 2 quality information per product \(time dependant\)](#)

[3.2 Plot of level 2 quality information per product \(world map\)](#)

[4. Level 1 Quality information per product \(stored on level 2 products\)](#)

[4.1 Plot of level 1 quality information per product \(time dependant\)](#)

[4.1.1 Plot of level 1 quality information per product \(time dependant\): ASCENDING](#)

[4.1.2 Plot of level 1 quality information per product \(time dependant\): DESCENDING](#)

[4.2 Plot of level 1 quality information per product \(world map\)](#)

[4.2.1 Plot of level 1 quality information per product \(world map\): ASCENDING](#)

[4.2.2 Plot of level 1 quality information per product \(world map\): DESCENDING](#)

[5. Ozone profiles based on quality statistics and other trace gas profiles](#)

[5.1 Ozone statistics based on quality of products](#)

[5.2 Plot ozone profiles for all STD \(dark without errors\)](#)

[5.3 Plot ozone profiles where STD < 20% \(dark without errors\)](#)

[5.4. Plot ozone profiles where STD < 10% \(dark without errors\)](#)

[5.5. Plot ozone profiles where STD < 5% \(dark without errors\)](#)

[5.6 Plot NO2 profiles for all STD \(dark without errors\)](#)

[5.7 Plot NO3 profiles for all STD \(dark without errors\)](#)

[5.8 Plot H2O profiles \(only for occultations of stars 1,2,3,4,13,14,16,26,63 dark without errors\) for all STD](#)

[6. Auxiliary Data Files used for the production reported in section 2](#)

This report presents the daily analysis on parameters extracted from GOMOS level 2 data (GOM_NL__2P). It is intended to monitor some important parameters that will impact the quality of these products. A list of level 2 products (and content) that have arrived during the reporting day to the PCF is also given.

Item	Value
Time of report generation	17APR2013 18:16:19
Data source version	GOMOS/6.01
Start time of products	05-09-2002 (05SEP2002 00:00:00)
Stop time of products	06-09-2002 (06SEP2002 00:00:00)
Store outputs in DB	Yes
Nb of level 2 prods	432
Nb of prods with errors	0

2. Summary of processed GOM_NL__2P products.

Nr	Filename	UTC Start time	Limb	Duration	Star Id	Star Name	Star Mag	Star Temp	Nb Meas	Orbit	Prod. error
1	GOM_NL__2PRFIN20020905_000623_000000392009_00131_02690_2680.N1	05-SEP-2002 00:06:23	Dark	39.000	135	Bet Hyi	2.8200	5800.0	78	2690	No
2	GOM_NL__2PRFIN20020905_000757_000000532009_00131_02690_2681.N1	05-SEP-2002 00:07:57	Dark	52.500	9	Alp Eri	0.45300	24000.	105	2690	No
3	GOM_NL__2PRFIN20020905_001157_000000432009_00131_02690_2682.N1	05-SEP-2002 00:11:57	Straylight	42.500	148	Alp Tuc	2.8780	4100.0	85	2690	No
4	GOM_NL__2PRFIN20020905_001349_000000542009_00131_02690_2683.N1	05-SEP-2002 00:13:49	Straylight	53.500	84	Alp Phe	2.3970	4500.0	107	2690	No
5	GOM_NL__2PRFIN20020905_001538_000000422009_00131_02690_2684.N1	05-SEP-2002 00:15:38	Straylight	42.000	31	Alp Gru	1.7340	15200.	84	2690	No
6	GOM_NL__2PRFIN20020905_001826_000000402009_00131_02690_2685.N1	05-SEP-2002 00:18:26	Straylight	40.000	172	Gam Gru	3.0030	13100.	80	2690	No
7	GOM_NL__2PRFIN20020905_001943_000000492009_00131_02690_2686.N1	05-SEP-2002 00:19:43	Straylight	49.000	18	24Alp PsA	1.1660	9700.0	98	2690	No
8	GOM_NL__2PRFIN20020905_002427_000000422009_00131_02690_2687.N1	05-SEP-2002 00:24:27	Bright	42.000	142	49Del Cap	2.8500	8900.0	84	2690	No
9	GOM_NL__2PRFIN20020905_002733_000000402009_00131_02690_2688.N1	05-SEP-2002 00:27:33	Bright	39.500	154	22Bet Aqr	2.8990	5700.0	79	2690	No
10	GOM_NL__2PRFIN20020905_002855_000000412009_00131_02690_2689.N1	05-SEP-2002 00:28:55	Bright	41.000	162	34Alp Aqr	2.9440	5350.0	82	2690	No
11	GOM_NL__2PRFIN20020905_003154_000000402009_00131_02690_2690.N1	05-SEP-2002 00:31:54	Bright	39.500	61	8Eps Peg	2.1000	3900.0	79	2690	No
12	GOM_NL__2PRFIN20020905_003424_000000472009_00131_02690_2691.N1	05-SEP-2002 00:34:24	Bright	46.500	90	54Alp Peg	2.4870	11000.	93	2690	No
13	GOM_NL__2PRFIN20020905_003730_000000662009_00131_02690_2692.N1	05-SEP-2002 00:37:30	Bright	66.000	140	88Gam Peg	2.8340	26000.	132	2690	No
14	GOM_NL__2PRFIN20020905_004049_000000382009_00131_02690_2693.N1	05-SEP-2002 00:40:49	Bright	37.500	66	37Gam Cyg	2.2080	5900.0	75	2690	No
15	GOM_NL__2PRFIN20020905_004201_000000402009_00131_02690_2694.N1	05-SEP-2002 00:42:01	Bright	40.000	19	50Alp Cyg	1.2460	10500.	80	2690	No
16	GOM_NL__2PRFIN20020905_004650_000000402009_00131_02690_2695.N1	05-SEP-2002 00:46:50	Bright	39.500	89	5Alp Cep	2.4510	8000.0	79	2690	No
17	GOM_NL__2PRFIN20020905_004910_000000452009_00131_02690_2696.N1	05-SEP-2002 00:49:10	Bright	45.000	74	11Bet Cas	2.2680	6600.0	90	2690	No
18	GOM_NL__2PRFIN20020905_010705_000000862009_00131_02690_2697.N1	05-SEP-2002 01:07:05	Bright	85.500	149	45Eps Per	2.8880	30000.	171	2690	No
19	GOM_NL__2PRFIN20020905_011137_000000542009_00131_02690_2698.N1	05-SEP-2002 01:11:37	Bright	53.500	24	66Alp Gem	1.5800	10200.	107	2690	No
20	GOM_NL__2PRFIN20020905_011425_000000762009_00131_02690_2699.N1	05-SEP-2002 01:14:25	Twilight	75.500	28	12Bet Tau	1.6500	15200.	151	2690	No
21	GOM_NL__2PRFIN20020905_011733_000000602009_00131_02690_2700.N1	05-SEP-2002 01:17:33	Twilight	59.500	44	24Gam Gem	1.9280	11000.	119	2690	No
22	GOM_NL__2PRFIN20020905_011930_000000542009_00131_02690_2701.N1	05-SEP-2002 01:19:30	Twilight	54.000	8	10Alp CMi	0.40000	6500.0	108	2690	No
23	GOM_NL__2PRFIN20020905_012239_000000802009_00131_02690_2702.N1	05-SEP-2002 01:22:39	Dark	79.500	14	58Alp Ori	0.87000	3000.0	159	2690	No
24	GOM_NL__2PRFIN20020905_012731_000000612009_00131_02690_2703.N1	05-SEP-2002 01:27:31	Dark	61.000	1	9Alp CMa	-1.4400	11000.	122	2690	No
25	GOM_NL__2PRFIN20020905_012854_000000532009_00131_02690_2704.N1	05-SEP-2002 01:28:54	Dark	52.500	47	2Bet CMa	1.9760	28000.	105	2690	No
26	GOM_NL__2PRFIN20020905_013124_000000402009_00131_02690_2705.N1	05-SEP-2002 01:31:24	Dark	39.500	70	Zet Pup	2.2460	39000.	79	2690	No
27	GOM_NL__2PRFIN20020905_013317_000000382009_00131_02690_2706.N1	05-SEP-2002 01:33:17	Dark	38.000	34	Gam2Vel	1.7930	23000.	76	2690	No
28	GOM_NL__2PRFIN20020905_013650_000000522009_00131_02690_2707.N1	05-SEP-2002 01:36:50	Dark	52.000	2	Alp Car	-0.73600	7000.0	104	2690	No
29	GOM_NL__2PRFIN20020905_014659_000000392009_00132_02691_3000.N1	05-SEP-2002 01:46:59	Dark	38.500	135	Bet Hyi	2.8200	5800.0	77	2691	No
30	GOM_NL__2PRFIN20020905_014833_000000572009_00132_02691_3001.N1	05-SEP-2002 01:48:33	Dark	56.500	9	Alp Eri	0.45300	24000.	113	2691	No
31	GOM_NL__2PRFIN20020905_015234_000000442009_00132_02691_3002.N1	05-SEP-2002 01:52:34	Straylight	43.500	148	Alp Tuc	2.8780	4100.0	87	2691	No
32	GOM_NL__2PRFIN20020905_015428_000000522009_00132_02691_3003.N1	05-SEP-2002 01:54:28	Straylight	51.500	84	Alp Phe	2.3970	4500.0	103	2691	No
33	GOM_NL__2PRFIN20020905_015614_000000412009_00132_02691_3004.N1	05-SEP-2002 01:56:14	Straylight	40.500	31	Alp Gru	1.7340	15200.	81	2691	No
34	GOM_NL__2PRFIN20020905_015902_000000402009_00132_02691_3005.N1	05-SEP-2002 01:59:02	Straylight	40.000	172	Gam Gru	3.0030	13100.	80	2691	No
35	GOM_NL__2PRFIN20020905_020020_000000482009_00132_02691_3006.N1	05-SEP-2002 02:00:20	Straylight	48.000	18	24Alp PsA	1.1660	9700.0	96	2691	No
36	GOM_NL__2PRFIN20020905_020503_000000412009_00132_02691_3007.N1	05-SEP-2002 02:05:03	Bright	41.000	142	49Del Cap	2.8500	8900.0	82	2691	No
37	GOM_NL__2PRFIN20020905_020809_000000382009_00132_02691_3008.N1	05-SEP-2002 02:08:09	Bright	37.500	154	22Bet Aqr	2.8990	5700.0	75	2691	No
38	GOM_NL__2PRFIN20020905_020931_000000422009_00132_02691_3009.N1	05-SEP-2002 02:09:31	Bright	41.500	162	34Alp Aqr	2.9440	5350.0	83	2691	No
39	GOM_NL__2PRFIN20020905_021230_000000392009_00132_02691_3010.N1	05-SEP-2002 02:12:30	Bright	38.500	61	8Eps Peg	2.1000	3900.0	77	2691	No
40	GOM_NL__2PRFIN20020905_021500_000000462009_00132_02691_3011.N1	05-SEP-2002 02:15:00	Bright	46.000	90	54Alp Peg	2.4870	11000.	92	2691	No
41	GOM_NL__2PRFIN20020905_021805_000000662009_00132_02691_3012.N1	05-SEP-2002 02:18:05	Bright	65.500	140	88Gam Peg	2.8340	26000.	131	2691	No
42	GOM_NL__2PRFIN20020905_022126_000000402009_00132_02691_3013.N1	05-SEP-2002 02:21:26	Bright	39.500	66	37Gam Cyg	2.2080	5900.0	79	2691	No

43	GOM_NL__2PRFIN20020905_022238_000000402009_00132_02691_3014.N1	05-SEP-2002 02:22:38	Bright	39.500	19	50Alp Cyg	1.2460	10500.	79	2691	No
44	GOM_NL__2PRFIN20020905_022727_000000382009_00132_02691_3015.N1	05-SEP-2002 02:27:27	Bright	38.000	89	5Alp Cep	2.4510	8000.0	76	2691	No
45	GOM_NL__2PRFIN20020905_022945_000000452009_00132_02691_3016.N1	05-SEP-2002 02:29:45	Bright	44.500	74	11Bet Cas	2.2680	6600.0	89	2691	No
46	GOM_NL__2PRFIN20020905_023149_000000482009_00132_02691_3017.N1	05-SEP-2002 02:31:49	Bright	47.500	76	27Gam Cas	2.3000	30000.	95	2691	No
47	GOM_NL__2PRFIN20020905_023621_000000882009_00132_02691_3018.N1	05-SEP-2002 02:36:21	Bright	88.000	73	57Gam1And	2.2600	13100.	176	2691	No
48	GOM_NL__2PRFIN20020905_024101_000000702009_00132_02691_3019.N1	05-SEP-2002 02:41:01	Bright	69.500	35	33Alp Per	1.7950	6250.0	139	2691	No
49	GOM_NL__2PRFIN20020905_024348_000001072009_00132_02691_3020.N1	05-SEP-2002 02:43:48	Bright	107.00	79	26Bet Per	2.3100	13100.	214	2691	No
50	GOM_NL__2PRFIN20020905_024740_000000892009_00132_02691_3021.N1	05-SEP-2002 02:47:40	Bright	88.500	149	45Eps Per	2.8880	30000.	177	2691	No
51	GOM_NL__2PRFIN20020905_025213_000000452009_00132_02691_3022.N1	05-SEP-2002 02:52:13	Bright	44.500	24	66Alp Gem	1.5800	10200.	89	2691	No
52	GOM_NL__2PRFIN20020905_025502_000000782009_00132_02691_3023.N1	05-SEP-2002 02:55:02	Twilight	78.000	28	12Bet Tau	1.6500	15200.	156	2691	No
53	GOM_NL__2PRFIN20020905_025811_000000562009_00132_02691_3024.N1	05-SEP-2002 02:58:11	Twilight	56.000	44	24Gam Gem	1.9280	11000.	112	2691	No
54	GOM_NL__2PRFIN20020905_030007_000000552009_00132_02691_3025.N1	05-SEP-2002 03:00:07	Twilight	55.000	8	10Alp CMi	0.40000	6500.0	110	2691	No
55	GOM_NL__2PRFIN20020905_030315_000000822009_00132_02691_3026.N1	05-SEP-2002 03:03:15	Dark	82.000	14	58Alp Ori	0.87000	3000.0	164	2691	No
56	GOM_NL__2PRFIN20020905_030807_000000572009_00132_02691_3027.N1	05-SEP-2002 03:08:07	Dark	57.000	1	9Alp CMa	-1.4400	11000.	114	2691	No
57	GOM_NL__2PRFIN20020905_030931_000000552009_00132_02691_3028.N1	05-SEP-2002 03:09:31	Dark	55.000	47	2Bet CMa	1.9760	28000.	110	2691	No
58	GOM_NL__2PRFIN20020905_031200_000000392009_00132_02691_3029.N1	05-SEP-2002 03:12:00	Dark	39.000	70	Zet Pup	2.2460	39000.	78	2691	No
59	GOM_NL__2PRFIN20020905_031353_000000422009_00132_02691_3030.N1	05-SEP-2002 03:13:53	Dark	42.000	34	Gam2Vel	1.7930	23000.	84	2691	No
60	GOM_NL__2PRFIN20020905_031538_000000422009_00132_02691_3031.N1	05-SEP-2002 03:15:38	Dark	41.500	46	Del Vel	1.9540	10600.	83	2691	No
61	GOM_NL__2PRFIN20020905_031727_000000472009_00132_02691_3032.N1	05-SEP-2002 03:17:27	Dark	47.000	2	Alp Car	-0.73600	7000.0	94	2691	No
62	GOM_NL__2PRFIN20020905_032735_000000402009_00133_02692_2679.N1	05-SEP-2002 03:27:35	Dark	40.000	135	Bet Hyi	2.8200	5800.0	80	2692	No
63	GOM_NL__2PRFIN20020905_032910_000000472009_00133_02692_2680.N1	05-SEP-2002 03:29:10	Dark	46.500	9	Alp Eri	0.45300	24000.	93	2692	No
64	GOM_NL__2PRFIN20020905_033310_000000412009_00133_02692_2681.N1	05-SEP-2002 03:33:10	Straylight	41.000	148	Alp Tuc	2.8780	4100.0	82	2692	No
65	GOM_NL__2PRFIN20020905_033505_000000482009_00133_02692_2682.N1	05-SEP-2002 03:35:05	Straylight	47.500	84	Alp Phe	2.3970	4500.0	95	2692	No
66	GOM_NL__2PRFIN20020905_033650_000000422009_00133_02692_2683.N1	05-SEP-2002 03:36:50	Straylight	41.500	31	Alp Gru	1.7340	15200.	83	2692	No
67	GOM_NL__2PRFIN20020905_033938_000000412009_00133_02692_2684.N1	05-SEP-2002 03:39:38	Straylight	40.500	172	Gam Gru	3.0030	13100.	81	2692	No
68	GOM_NL__2PRFIN20020905_034056_000000492009_00133_02692_2685.N1	05-SEP-2002 03:40:56	Straylight	48.500	18	24Alp PsA	1.1660	9700.0	97	2692	No
69	GOM_NL__2PRFIN20020905_034540_000000402009_00133_02692_2686.N1	05-SEP-2002 03:45:40	Bright	39.500	142	49Del Cap	2.8500	8900.0	79	2692	No
70	GOM_NL__2PRFIN20020905_034845_000000392009_00133_02692_2687.N1	05-SEP-2002 03:48:45	Bright	39.000	154	22Bet Aqr	2.8990	5700.0	78	2692	No
71	GOM_NL__2PRFIN20020905_035007_000000412009_00133_02692_2688.N1	05-SEP-2002 03:50:07	Bright	41.000	162	34Alp Aqr	2.9440	5350.0	82	2692	No
72	GOM_NL__2PRFIN20020905_035306_000000402009_00133_02692_2689.N1	05-SEP-2002 03:53:06	Bright	40.000	61	8Eps Peg	2.1000	3900.0	80	2692	No
73	GOM_NL__2PRFIN20020905_035535_000000472009_00133_02692_2690.N1	05-SEP-2002 03:55:35	Bright	47.000	90	54Alp Peg	2.4870	11000.	94	2692	No
74	GOM_NL__2PRFIN20020905_035840_000000672009_00133_02692_2691.N1	05-SEP-2002 03:58:40	Bright	66.500	140	88Gam Peg	2.8340	26000.	133	2692	No
75	GOM_NL__2PRFIN20020905_040202_000000382009_00133_02692_2692.N1	05-SEP-2002 04:02:02	Bright	38.000	66	37Gam Cyg	2.2080	5900.0	76	2692	No
76	GOM_NL__2PRFIN20020905_040313_000000372009_00133_02692_2693.N1	05-SEP-2002 04:03:13	Bright	36.500	19	50Alp Cyg	1.2460	10500.	73	2692	No
77	GOM_NL__2PRFIN20020905_040803_000000392009_00133_02692_2694.N1	05-SEP-2002 04:08:03	Bright	38.500	89	5Alp Cep	2.4510	8000.0	77	2692	No
78	GOM_NL__2PRFIN20020905_041020_000000432009_00133_02692_2695.N1	05-SEP-2002 04:10:20	Bright	43.000	74	11Bet Cas	2.2680	6600.0	86	2692	No
79	GOM_NL__2PRFIN20020905_041225_000000472009_00133_02692_2696.N1	05-SEP-2002 04:12:25	Bright	46.500	76	27Gam Cas	2.3000	30000.	93	2692	No
80	GOM_NL__2PRFIN20020905_041655_000000872009_00133_02692_2697.N1	05-SEP-2002 04:16:55	Bright	86.500	73	57Gam1And	2.2600	13100.	173	2692	No
81	GOM_NL__2PRFIN20020905_042136_000000712009_00133_02692_2698.N1	05-SEP-2002 04:21:36	Bright	71.000	35	33Alp Per	1.7950	6250.0	142	2692	No
82	GOM_NL__2PRFIN20020905_042422_000001062009_00133_02692_2699.N1	05-SEP-2002 04:24:22	Bright	105.50	79	26Bet Per	2.3100	13100.	211	2692	No
83	GOM_NL__2PRFIN20020905_042816_000000932009_00133_02692_2700.N1	05-SEP-2002 04:28:16	Bright	93.000	149	45Eps Per	2.8880	30000.	186	2692	No
84	GOM_NL__2PRFIN20020905_043252_000000422009_00133_02692_2701.N1	05-SEP-2002 04:32:52	Bright	42.000	24	66Alp Gem	1.5800	10200.	84	2692	No
85	GOM_NL__2PRFIN20020905_043539_000000772009_00133_02692_2702.N1	05-SEP-2002 04:35:39	Twilight	76.500	28	12Bet Tau	1.6500	15200.	153	2692	No
86	GOM_NL__2PRFIN20020905_043848_000000582009_00133_02692_2703.N1	05-SEP-2002 04:38:48	Twilight	58.000	44	24Gam Gem	1.9280	11000.	116	2692	No
87	GOM_NL__2PRFIN20020905_044045_000000552009_00133_02692_2704.N1	05-SEP-2002 04:40:45	Twilight	55.000	8	10Alp CMi	0.40000	6500.0	110	2692	No
88	GOM_NL__2PRFIN20020905_044353_000000862009_00133_02692_2705.N1	05-SEP-2002 04:43:53	Dark	86.000	14	58Alp Ori	0.87000	3000.0	172	2692	No
89	GOM_NL__2PRFIN20020905_044844_000000542009_00133_02692_2706.N1	05-SEP-2002 04:48:44	Dark	54.000	1	9Alp CMa	-1.4400	11000.	108	2692	No
90	GOM_NL__2PRFIN20020905_045008_000000512009_00133_02692_2707.N1	05-SEP-2002 04:50:08	Dark	50.500	47	2Bet CMa	1.9760	28000.	101	2692	No
91	GOM_NL__2PRFIN20020905_045236_000000372009_00133_02692_2708.N1	05-SEP-2002 04:52:36	Dark	37.000	70	Zet Pup	2.2460	39000.	74	2692	No
92	GOM_NL__2PRFIN20020905_045429_000000372009_00133_02692_2709.N1	05-SEP-2002 04:54:29	Dark	36.500	34	Gam2Vel	1.7930	23000.	73	2692	No
93	GOM_NL__2PRFIN20020905_045614_000000402009_00133_02692_2710.N1	05-SEP-2002 04:56:14	Dark	39.500	46	Del Vel	1.9540	10600.	79	2692	No
94	GOM_NL__2PRFIN20020905_045803_000000512009_00133_02692_2711.N1	05-SEP-2002 04:58:03	Dark	51.000	2	Alp Car	-0.73600	7000.0	102	2692	No
95	GOM_NL__2PRFIN20020905_050811_000000372009_00134_02693_2679.N1	05-SEP-2002 05:08:11	Dark	37.000	135	Bet Hyi	2.8200	5800.0	74	2693	No
96	GOM_NL__2PRFIN20020905_050946_000000452009_00134_02693_2680.N1	05-SEP-2002 05:09:46	Dark	45.000	9	Alp Eri	0.45300	24000.	90	2693	No
97	GOM_NL__2PRFIN20020905_051346_000000392009_00134_02693_2681.N1	05-SEP-2002 05:13:46	Straylight	38.500	148	Alp Tuc	2.8780	4100.0	77	2693	No
98	GOM_NL__2PRFIN20020905_051542_000000552009_00134_02693_2682.N1	05-SEP-2002 05:15:42	Straylight	55.000	84	Alp Phe	2.3970	4500.0	110	2693	No
99	GOM_NL__2PRFIN20020905_051726_000000422009_00134_02693_2683.N1	05-SEP-2002 05:17:26	Straylight	41.500	31	Alp Gru	1.7340	15200.	83	2693	No
100	GOM_NL__2PRFIN20020905_052015_000000392009_00134_02693_2684.N1	05-SEP-2002 05:20:15	Straylight	38.500	172	Gam Gru	3.0030	13100.	77	2693	No
101	GOM_NL__2PRFIN20020905_052132_000000502009_00134_02693_2685.N1	05-SEP-2002 05:21:32	Straylight	49.500	18	24Alp PsA	1.1660	9700.0	99	2693	No

102	GOM_NL__2PRFIN20020905_052615_000000422009_00134_02693_2686.N1	05-SEP-2002 05:26:15	Bright	41.500	142	49Del Cap	2.8500	8900.0	83	2693	No
103	GOM_NL__2PRFIN20020905_052921_000000392009_00134_02693_2687.N1	05-SEP-2002 05:29:21	Bright	39.000	154	22Bet Aqr	2.8990	5700.0	78	2693	No
104	GOM_NL__2PRFIN20020905_053042_000000422009_00134_02693_2688.N1	05-SEP-2002 05:30:42	Bright	41.500	162	34Alp Aqr	2.9440	5350.0	83	2693	No
105	GOM_NL__2PRFIN20020905_053341_000000422009_00134_02693_2689.N1	05-SEP-2002 05:33:41	Bright	42.000	61	8Eps Peg	2.1000	3900.0	84	2693	No
106	GOM_NL__2PRFIN20020905_053611_000000472009_00134_02693_2690.N1	05-SEP-2002 05:36:11	Bright	46.500	90	54Alp Peg	2.4870	11000.	93	2693	No
107	GOM_NL__2PRFIN20020905_053915_000000662009_00134_02693_2691.N1	05-SEP-2002 05:39:15	Bright	66.000	140	88Gam Peg	2.8340	26000.	132	2693	No
108	GOM_NL__2PRFIN20020905_054238_000000372009_00134_02693_2692.N1	05-SEP-2002 05:42:38	Bright	36.500	66	37Gam Cyg	2.2080	5900.0	73	2693	No
109	GOM_NL__2PRFIN20020905_054350_000000392009_00134_02693_2693.N1	05-SEP-2002 05:43:50	Bright	38.500	19	50Alp Cyg	1.2460	10500.	77	2693	No
110	GOM_NL__2PRFIN20020905_054839_000000392009_00134_02693_2694.N1	05-SEP-2002 05:48:39	Bright	39.000	89	5Alp Cep	2.4510	8000.0	78	2693	No
111	GOM_NL__2PRFIN20020905_055056_000000452009_00134_02693_2695.N1	05-SEP-2002 05:50:56	Bright	44.500	74	11Bet Cas	2.2680	6600.0	89	2693	No
112	GOM_NL__2PRFIN20020905_055300_000000462009_00134_02693_2696.N1	05-SEP-2002 05:53:00	Bright	45.500	76	27Gam Cas	2.3000	30000.	91	2693	No
113	GOM_NL__2PRFIN20020905_055730_000000862009_00134_02693_2697.N1	05-SEP-2002 05:57:30	Bright	86.000	73	57Gam1And	2.2600	13100.	172	2693	No
114	GOM_NL__2PRFIN20020905_070957_000000392009_00135_02694_2699.N1	05-SEP-2002 07:09:57	Bright	39.000	154	22Bet Aqr	2.8990	5700.0	78	2694	No
115	GOM_NL__2PRFIN20020905_071118_000000422009_00135_02694_2700.N1	05-SEP-2002 07:11:18	Bright	41.500	162	34Alp Aqr	2.9440	5350.0	83	2694	No
116	GOM_NL__2PRFIN20020905_071415_000000442009_00135_02694_2701.N1	05-SEP-2002 07:14:15	Bright	44.000	61	8Eps Peg	2.1000	3900.0	88	2694	No
117	GOM_NL__2PRFIN20020905_071646_000000482009_00135_02694_2702.N1	05-SEP-2002 07:16:46	Bright	47.500	90	54Alp Peg	2.4870	11000.	95	2694	No
118	GOM_NL__2PRFIN20020905_071949_000000662009_00135_02694_2703.N1	05-SEP-2002 07:19:49	Bright	65.500	140	88Gam Peg	2.8340	26000.	131	2694	No
119	GOM_NL__2PRFIN20020905_072314_000000392009_00135_02694_2704.N1	05-SEP-2002 07:23:14	Bright	38.500	66	37Gam Cyg	2.2080	5900.0	77	2694	No
120	GOM_NL__2PRFIN20020905_072426_000000392009_00135_02694_2705.N1	05-SEP-2002 07:24:26	Bright	38.500	19	50Alp Cyg	1.2460	10500.	77	2694	No
121	GOM_NL__2PRFIN20020905_072915_000000382009_00135_02694_2706.N1	05-SEP-2002 07:29:15	Bright	38.000	89	5Alp Cep	2.4510	8000.0	76	2694	No
122	GOM_NL__2PRFIN20020905_073132_000000442009_00135_02694_2707.N1	05-SEP-2002 07:31:32	Bright	43.500	74	11Bet Cas	2.2680	6600.0	87	2694	No
123	GOM_NL__2PRFIN20020905_073335_000000442009_00135_02694_2708.N1	05-SEP-2002 07:33:35	Bright	43.500	76	27Gam Cas	2.3000	30000.	87	2694	No
124	GOM_NL__2PRFIN20020905_073804_000000852009_00135_02694_2709.N1	05-SEP-2002 07:38:04	Bright	85.000	73	57Gam1And	2.2600	13100.	170	2694	No
125	GOM_NL__2PRFIN20020905_074246_000000672009_00135_02694_2710.N1	05-SEP-2002 07:42:46	Bright	66.500	35	33Alp Per	1.7950	6250.0	133	2694	No
126	GOM_NL__2PRFIN20020905_074531_000000982009_00135_02694_2711.N1	05-SEP-2002 07:45:31	Bright	98.000	79	26Bet Per	2.3100	13100.	196	2694	No
127	GOM_NL__2PRFIN20020905_074927_000000882009_00135_02694_2712.N1	05-SEP-2002 07:49:27	Bright	88.000	149	45Eps Per	2.8880	30000.	176	2694	No
128	GOM_NL__2PRFIN20020905_075404_000000502009_00135_02694_2713.N1	05-SEP-2002 07:54:04	Bright	50.000	24	66Alp Gem	1.5800	10200.	100	2694	No
129	GOM_NL__2PRFIN20020905_075651_000000802009_00135_02694_2714.N1	05-SEP-2002 07:56:51	Twilight	79.500	28	12Bet Tau	1.6500	15200.	159	2694	No
130	GOM_NL__2PRFIN20020905_080001_000000582009_00135_02694_2715.N1	05-SEP-2002 08:00:01	Twilight	58.000	44	24Gam Gem	1.9280	11000.	116	2694	No
131	GOM_NL__2PRFIN20020905_080159_000000552009_00135_02694_2716.N1	05-SEP-2002 08:01:59	Twilight	55.000	8	10Alp CMi	0.40000	6500.0	110	2694	No
132	GOM_NL__2PRFIN20020905_080507_000000752009_00135_02694_2717.N1	05-SEP-2002 08:05:07	Dark	74.500	14	58Alp Ori	0.87000	3000.0	149	2694	No
133	GOM_NL__2PRFIN20020905_080957_000000562009_00135_02694_2718.N1	05-SEP-2002 08:09:57	Dark	55.500	1	9Alp CMa	-1.4400	11000.	111	2694	No
134	GOM_NL__2PRFIN20020905_081122_000000512009_00135_02694_2719.N1	05-SEP-2002 08:11:22	Dark	51.000	47	2Bet CMa	1.9760	28000.	102	2694	No
135	GOM_NL__2PRFIN20020905_081349_000000422009_00135_02694_2720.N1	05-SEP-2002 08:13:49	Dark	41.500	70	Zet Pup	2.2460	39000.	83	2694	No
136	GOM_NL__2PRFIN20020905_081541_000000402009_00135_02694_2721.N1	05-SEP-2002 08:15:41	Dark	39.500	34	Gam2Vel	1.7930	23000.	79	2694	No
137	GOM_NL__2PRFIN20020905_081726_000000382009_00135_02694_2722.N1	05-SEP-2002 08:17:26	Dark	38.000	46	Del Vel	1.9540	10600.	76	2694	No
138	GOM_NL__2PRFIN20020905_081916_000000472009_00135_02694_2723.N1	05-SEP-2002 08:19:16	Dark	47.000	2	Alp Car	-0.73600	7000.0	94	2694	No
139	GOM_NL__2PRFIN20020905_082923_000000382009_00136_02695_2699.N1	05-SEP-2002 08:29:23	Dark	37.500	135	Bet Hyi	2.8200	5800.0	75	2695	No
140	GOM_NL__2PRFIN20020905_083059_000000462009_00136_02695_2700.N1	05-SEP-2002 08:30:59	Dark	46.000	9	Alp Eri	0.45300	24000.	92	2695	No
141	GOM_NL__2PRFIN20020905_083458_000000472009_00136_02695_2701.N1	05-SEP-2002 08:34:58	Straylight	46.500	148	Alp Tuc	2.8780	4100.0	93	2695	No
142	GOM_NL__2PRFIN20020905_083653_000000532009_00136_02695_2702.N1	05-SEP-2002 08:36:53	Straylight	52.500	84	Alp Phe	2.3970	4500.0	105	2695	No
143	GOM_NL__2PRFIN20020905_083838_000000412009_00136_02695_2703.N1	05-SEP-2002 08:38:38	Straylight	41.000	31	Alp Gru	1.7340	15200.	82	2695	No
144	GOM_NL__2PRFIN20020905_084126_000000392009_00136_02695_2704.N1	05-SEP-2002 08:41:26	Straylight	39.000	172	Gam Gru	3.0030	13100.	78	2695	No
145	GOM_NL__2PRFIN20020905_084244_000000492009_00136_02695_2705.N1	05-SEP-2002 08:42:44	Straylight	49.000	18	24Alp PsA	1.1660	9700.0	98	2695	No
146	GOM_NL__2PRFIN20020905_084728_000000522009_00136_02695_2706.N1	05-SEP-2002 08:47:28	Bright	52.000	142	49Del Cap	2.8500	8900.0	104	2695	No
147	GOM_NL__2PRFIN20020905_085033_000000402009_00136_02695_2707.N1	05-SEP-2002 08:50:33	Bright	40.000	154	22Bet Aqr	2.8990	5700.0	80	2695	No
148	GOM_NL__2PRFIN20020905_085152_000000432009_00136_02695_2708.N1	05-SEP-2002 08:51:52	Bright	42.500	162	34Alp Aqr	2.9440	5350.0	85	2695	No
149	GOM_NL__2PRFIN20020905_085453_000000422009_00136_02695_2709.N1	05-SEP-2002 08:54:53	Bright	41.500	61	8Eps Peg	2.1000	3900.0	83	2695	No
150	GOM_NL__2PRFIN20020905_085722_000000462009_00136_02695_2710.N1	05-SEP-2002 08:57:22	Bright	46.000	90	54Alp Peg	2.4870	11000.	92	2695	No
151	GOM_NL__2PRFIN20020905_090024_000000682009_00136_02695_2711.N1	05-SEP-2002 09:00:24	Bright	68.000	140	88Gam Peg	2.8340	26000.	136	2695	No
152	GOM_NL__2PRFIN20020905_090350_000000392009_00136_02695_2712.N1	05-SEP-2002 09:03:50	Bright	39.000	66	37Gam Cyg	2.2080	5900.0	78	2695	No
153	GOM_NL__2PRFIN20020905_090502_000000392009_00136_02695_2713.N1	05-SEP-2002 09:05:02	Bright	39.000	19	50Alp Cyg	1.2460	10500.	78	2695	No
154	GOM_NL__2PRFIN20020905_090951_000000382009_00136_02695_2714.N1	05-SEP-2002 09:09:51	Bright	37.500	89	5Alp Cep	2.4510	8000.0	75	2695	No
155	GOM_NL__2PRFIN20020905_091207_000000452009_00136_02695_2715.N1	05-SEP-2002 09:12:07	Bright	44.500	74	11Bet Cas	2.2680	6600.0	89	2695	No
156	GOM_NL__2PRFIN20020905_091410_000000432009_00136_02695_2716.N1	05-SEP-2002 09:14:10	Bright	43.000	76	27Gam Cas	2.3000	30000.	86	2695	No
157	GOM_NL__2PRFIN20020905_091838_000000872009_00136_02695_2717.N1	05-SEP-2002 09:18:38	Bright	86.500	73	57Gam1And	2.2600	13100.	173	2695	No
158	GOM_NL__2PRFIN20020905_092111_000000582009_00136_02695_2718.N1	05-SEP-2002 09:21:11	Bright	58.000	160	23Gam Per	2.9300	4700.0	116	2695	No
159	GOM_NL__2PRFIN20020905_092321_000000672009_00136_02695_2719.N1	05-SEP-2002 09:23:21	Bright	66.500	35	33Alp Per	1.7950	6250.0	133	2695	No
160	GOM_NL__2PRFIN20020905_092606_000001062009_00136_02695_2720.N1	05-SEP-2002 09:26:06	Bright	105.50	79	26Bet Per	2.3100	13100.	211	2695	No

161	GOM_NL__2PRFIN20020905_093002_000000872009_00136_02695_2721.N1	05-SEP-2002 09:30:02	Bright	86.500	149	45Eps Per	2.8880	30000.	173	2695	No
162	GOM_NL__2PRFIN20020905_093440_000000402009_00136_02695_2722.N1	05-SEP-2002 09:34:40	Bright	39.500	24	66Alp Gem	1.5800	10200.	79	2695	No
163	GOM_NL__2PRFIN20020905_093728_000000812009_00136_02695_2723.N1	05-SEP-2002 09:37:28	Twilight	81.000	28	12Bet Tau	1.6500	15200.	162	2695	No
164	GOM_NL__2PRFIN20020905_094038_000000532009_00136_02695_2724.N1	05-SEP-2002 09:40:38	Twilight	52.500	44	24Gam Gem	1.9280	11000.	105	2695	No
165	GOM_NL__2PRFIN20020905_094235_000000462009_00136_02695_2725.N1	05-SEP-2002 09:42:35	Twilight	46.000	8	10Alp CMi	0.40000	6500.0	92	2695	No
166	GOM_NL__2PRFIN20020905_094544_000000802009_00136_02695_2726.N1	05-SEP-2002 09:45:44	Dark	80.000	14	58Alp Ori	0.87000	3000.0	160	2695	No
167	GOM_NL__2PRFIN20020905_095034_000000522009_00136_02695_2727.N1	05-SEP-2002 09:50:34	Dark	52.000	1	9Alp CMA	-1.4400	11000.	104	2695	No
168	GOM_NL__2PRFIN20020905_095159_000000532009_00136_02695_2728.N1	05-SEP-2002 09:51:59	Dark	52.500	47	2Bet CMA	1.9760	28000.	105	2695	No
169	GOM_NL__2PRFIN20020905_095425_000000402009_00136_02695_2729.N1	05-SEP-2002 09:54:25	Dark	40.000	70	Zet Pup	2.2460	39000.	80	2695	No
170	GOM_NL__2PRFIN20020905_095617_000000402009_00136_02695_2730.N1	05-SEP-2002 09:56:17	Dark	39.500	34	Gam2Vel	1.7930	23000.	79	2695	No
171	GOM_NL__2PRFIN20020905_095953_000000502009_00136_02695_2731.N1	05-SEP-2002 09:59:53	Dark	49.500	2	Alp Car	-0.73600	7000.0	99	2695	No
172	GOM_NL__2PRFIN20020905_101000_000000392009_00137_02696_2699.N1	05-SEP-2002 10:10:00	Dark	38.500	135	Bet Hyi	2.8200	5800.0	77	2696	No
173	GOM_NL__2PRFIN20020905_101136_000000452009_00137_02696_2700.N1	05-SEP-2002 10:11:36	Dark	45.000	9	Alp Eri	0.45300	24000.	90	2696	No
174	GOM_NL__2PRFIN20020905_101534_000000412009_00137_02696_2701.N1	05-SEP-2002 10:15:34	Straylight	41.000	148	Alp Tuc	2.8780	4100.0	82	2696	No
175	GOM_NL__2PRFIN20020905_101730_000000492009_00137_02696_2702.N1	05-SEP-2002 10:17:30	Straylight	49.000	84	Alp Phe	2.3970	4500.0	98	2696	No
176	GOM_NL__2PRFIN20020905_101915_000000432009_00137_02696_2703.N1	05-SEP-2002 10:19:15	Straylight	43.000	31	Alp Gru	1.7340	15200.	86	2696	No
177	GOM_NL__2PRFIN20020905_102203_000000402009_00137_02696_2704.N1	05-SEP-2002 10:22:03	Straylight	39.500	172	Gam Gru	3.0030	13100.	79	2696	No
178	GOM_NL__2PRFIN20020905_102320_000000502009_00137_02696_2705.N1	05-SEP-2002 10:23:20	Straylight	50.000	18	24Alp PsA	1.1660	9700.0	100	2696	No
179	GOM_NL__2PRFIN20020905_102804_000000432009_00137_02696_2706.N1	05-SEP-2002 10:28:04	Bright	43.000	142	49Del Cap	2.8500	8900.0	86	2696	No
180	GOM_NL__2PRFIN20020905_103109_000000402009_00137_02696_2707.N1	05-SEP-2002 10:31:09	Bright	39.500	154	22Bet Aqr	2.8990	5700.0	79	2696	No
181	GOM_NL__2PRFIN20020905_103230_000000422009_00137_02696_2708.N1	05-SEP-2002 10:32:30	Bright	41.500	162	34Alp Aqr	2.9440	5350.0	83	2696	No
182	GOM_NL__2PRFIN20020905_103530_000000412009_00137_02696_2709.N1	05-SEP-2002 10:35:30	Bright	40.500	61	8Eps Peg	2.1000	3900.0	81	2696	No
183	GOM_NL__2PRFIN20020905_103758_000000482009_00137_02696_2710.N1	05-SEP-2002 10:37:58	Bright	47.500	90	54Alp Peg	2.4870	11000.	95	2696	No
184	GOM_NL__2PRFIN20020905_104059_000000652009_00137_02696_2711.N1	05-SEP-2002 10:40:59	Bright	64.500	140	88Gam Peg	2.8340	26000.	129	2696	No
185	GOM_NL__2PRFIN20020905_104426_000000372009_00137_02696_2712.N1	05-SEP-2002 10:44:26	Bright	37.000	66	37Gam Cyg	2.2080	5900.0	74	2696	No
186	GOM_NL__2PRFIN20020905_104538_000000392009_00137_02696_2713.N1	05-SEP-2002 10:45:38	Bright	38.500	19	50Alp Cyg	1.2460	10500.	77	2696	No
187	GOM_NL__2PRFIN20020905_105027_000000382009_00137_02696_2714.N1	05-SEP-2002 10:50:27	Bright	37.500	89	5Alp Cep	2.4510	8000.0	75	2696	No
188	GOM_NL__2PRFIN20020905_105242_000000462009_00137_02696_2715.N1	05-SEP-2002 10:52:42	Bright	45.500	74	11Bet Cas	2.2680	6600.0	91	2696	No
189	GOM_NL__2PRFIN20020905_105446_000000482009_00137_02696_2716.N1	05-SEP-2002 10:54:46	Bright	47.500	76	27Gam Cas	2.3000	30000.	95	2696	No
190	GOM_NL__2PRFIN20020905_105912_000000862009_00137_02696_2717.N1	05-SEP-2002 10:59:12	Bright	85.500	73	57Gam1And	2.2600	13100.	171	2696	No
191	GOM_NL__2PRFIN20020905_110146_000000602009_00137_02696_2718.N1	05-SEP-2002 11:01:46	Bright	59.500	160	23Gam Per	2.9300	4700.0	119	2696	No
192	GOM_NL__2PRFIN20020905_110356_000000672009_00137_02696_2719.N1	05-SEP-2002 11:03:56	Bright	67.000	35	33Alp Per	1.7950	6250.0	134	2696	No
193	GOM_NL__2PRFIN20020905_110640_000001062009_00137_02696_2720.N1	05-SEP-2002 11:06:40	Bright	105.50	79	26Bet Per	2.3100	13100.	211	2696	No
194	GOM_NL__2PRFIN20020905_111037_000000872009_00137_02696_2721.N1	05-SEP-2002 11:10:37	Bright	87.000	149	45Eps Per	2.8880	30000.	174	2696	No
195	GOM_NL__2PRFIN20020905_111517_000000412009_00137_02696_2722.N1	05-SEP-2002 11:15:17	Bright	41.000	24	66Alp Gem	1.5800	10200.	82	2696	No
196	GOM_NL__2PRFIN20020905_111804_000000782009_00137_02696_2723.N1	05-SEP-2002 11:18:04	Twilight	78.000	28	12Bet Tau	1.6500	15200.	156	2696	No
197	GOM_NL__2PRFIN20020905_112115_000000612009_00137_02696_2724.N1	05-SEP-2002 11:21:15	Twilight	61.000	44	24Gam Gem	1.9280	11000.	122	2696	No
198	GOM_NL__2PRFIN20020905_112311_000000482009_00137_02696_2725.N1	05-SEP-2002 11:23:11	Twilight	48.000	8	10Alp CMi	0.40000	6500.0	96	2696	No
199	GOM_NL__2PRFIN20020905_112621_000000772009_00137_02696_2726.N1	05-SEP-2002 11:26:21	Dark	77.000	14	58Alp Ori	0.87000	3000.0	154	2696	No
200	GOM_NL__2PRFIN20020905_113111_000000532009_00137_02696_2727.N1	05-SEP-2002 11:31:11	Dark	52.500	1	9Alp CMA	-1.4400	11000.	105	2696	No
201	GOM_NL__2PRFIN20020905_113236_000000492009_00137_02696_2728.N1	05-SEP-2002 11:32:36	Dark	49.000	47	2Bet CMA	1.9760	28000.	98	2696	No
202	GOM_NL__2PRFIN20020905_113501_000000382009_00137_02696_2729.N1	05-SEP-2002 11:35:01	Dark	38.000	70	Zet Pup	2.2460	39000.	76	2696	No
203	GOM_NL__2PRFIN20020905_113654_000000402009_00137_02696_2730.N1	05-SEP-2002 11:36:54	Dark	39.500	34	Gam2Vel	1.7930	23000.	79	2696	No
204	GOM_NL__2PRFIN20020905_114029_000000502009_00137_02696_2731.N1	05-SEP-2002 11:40:29	Dark	49.500	2	Alp Car	-0.73600	7000.0	99	2696	No
205	GOM_NL__2PRFIN20020905_115036_000000382009_00138_02697_2699.N1	05-SEP-2002 11:50:36	Dark	37.500	135	Bet Hyi	2.8200	5800.0	75	2697	No
206	GOM_NL__2PRFIN20020905_115213_000000462009_00138_02697_2700.N1	05-SEP-2002 11:52:13	Dark	45.500	9	Alp Eri	0.45300	24000.	91	2697	No
207	GOM_NL__2PRFIN20020905_115611_000000412009_00138_02697_2701.N1	05-SEP-2002 11:56:11	Straylight	41.000	148	Alp Tuc	2.8780	4100.0	82	2697	No
208	GOM_NL__2PRFIN20020905_115807_000000532009_00138_02697_2702.N1	05-SEP-2002 11:58:07	Straylight	52.500	84	Alp Phe	2.3970	4500.0	105	2697	No
209	GOM_NL__2PRFIN20020905_115951_000000402009_00138_02697_2703.N1	05-SEP-2002 11:59:51	Straylight	40.000	31	Alp Gru	1.7340	15200.	80	2697	No
210	GOM_NL__2PRFIN20020905_120240_000000392009_00138_02697_2704.N1	05-SEP-2002 12:02:40	Straylight	38.500	172	Gam Gru	3.0030	13100.	77	2697	No
211	GOM_NL__2PRFIN20020905_120358_000000492009_00138_02697_2705.N1	05-SEP-2002 12:03:58	Straylight	49.000	18	24Alp PsA	1.1660	9700.0	98	2697	No
212	GOM_NL__2PRFIN20020905_120840_000000402009_00138_02697_2706.N1	05-SEP-2002 12:08:40	Bright	39.500	142	49Del Cap	2.8500	8900.0	79	2697	No
213	GOM_NL__2PRFIN20020905_121146_000000382009_00138_02697_2707.N1	05-SEP-2002 12:11:46	Bright	37.500	154	22Bet Aqr	2.8990	5700.0	75	2697	No
214	GOM_NL__2PRFIN20020905_121307_000000392009_00138_02697_2708.N1	05-SEP-2002 12:13:07	Bright	39.000	162	34Alp Aqr	2.9440	5350.0	78	2697	No
215	GOM_NL__2PRFIN20020905_121607_000000402009_00138_02697_2709.N1	05-SEP-2002 12:16:07	Bright	39.500	61	8Eps Peg	2.1000	3900.0	79	2697	No
216	GOM_NL__2PRFIN20020905_121834_000000452009_00138_02697_2710.N1	05-SEP-2002 12:18:34	Bright	45.000	90	54Alp Peg	2.4870	11000.	90	2697	No
217	GOM_NL__2PRFIN20020905_122134_000000652009_00138_02697_2711.N1	05-SEP-2002 12:21:34	Bright	64.500	140	88Gam Peg	2.8340	26000.	129	2697	No
218	GOM_NL__2PRFIN20020905_122502_000000382009_00138_02697_2712.N1	05-SEP-2002 12:25:02	Bright	37.500	66	37Gam Cyg	2.2080	5900.0	75	2697	No
219	GOM_NL__2PRFIN20020905_122615_000000402009_00138_02697_2713.N1	05-SEP-2002 12:26:15	Bright	39.500	19	50Alp Cyg	1.2460	10500.	79	2697	No

220	GOM_NL__2PRFIN20020905_123104_000000382009_00138_02697_2714.N1	05-SEP-2002 12:31:04	Bright	37.500	89	5Alp Cep	2.4510	8000.0	75	2697	No
221	GOM_NL__2PRFIN20020905_123318_000000442009_00138_02697_2715.N1	05-SEP-2002 12:33:18	Bright	43.500	74	11Bet Cas	2.2680	6600.0	87	2697	No
222	GOM_NL__2PRFIN20020905_123522_000000462009_00138_02697_2716.N1	05-SEP-2002 12:35:22	Bright	46.000	76	27Gam Cas	2.3000	30000.	92	2697	No
223	GOM_NL__2PRFIN20020905_123946_000000902009_00138_02697_2717.N1	05-SEP-2002 12:39:46	Bright	89.500	73	57Gam1And	2.2600	13100.	179	2697	No
224	GOM_NL__2PRFIN20020905_124221_000000592009_00138_02697_2718.N1	05-SEP-2002 12:42:21	Bright	59.000	160	23Gam Per	2.9300	4700.0	118	2697	No
225	GOM_NL__2PRFIN20020905_124431_000000652009_00138_02697_2719.N1	05-SEP-2002 12:44:31	Bright	64.500	35	33Alp Per	1.7950	6250.0	129	2697	No
226	GOM_NL__2PRFIN20020905_124715_000001002009_00138_02697_2720.N1	05-SEP-2002 12:47:15	Bright	100.00	79	26Bet Per	2.3100	13100.	200	2697	No
227	GOM_NL__2PRFIN20020905_125112_000000922009_00138_02697_2721.N1	05-SEP-2002 12:51:12	Bright	91.500	149	45Eps Per	2.8880	30000.	183	2697	No
228	GOM_NL__2PRFIN20020905_125553_000000402009_00138_02697_2722.N1	05-SEP-2002 12:55:53	Bright	39.500	24	66Alp Gem	1.5800	10200.	79	2697	No
229	GOM_NL__2PRFIN20020905_125841_000000802009_00138_02697_2723.N1	05-SEP-2002 12:58:41	Twilight	80.000	28	12Bet Tau	1.6500	15200.	160	2697	No
230	GOM_NL__2PRFIN20020905_130151_000000572009_00138_02697_2724.N1	05-SEP-2002 13:01:51	Twilight	57.000	44	24Gam Gem	1.9280	11000.	114	2697	No
231	GOM_NL__2PRFIN20020905_130348_000000552009_00138_02697_2725.N1	05-SEP-2002 13:03:48	Twilight	54.500	8	10Alp CMi	0.40000	6500.0	109	2697	No
232	GOM_NL__2PRFIN20020905_130658_000000782009_00138_02697_2726.N1	05-SEP-2002 13:06:58	Dark	78.000	14	58Alp Ori	0.87000	3000.0	156	2697	No
233	GOM_NL__2PRFIN20020905_131148_000000562009_00138_02697_2727.N1	05-SEP-2002 13:11:48	Dark	56.000	1	9Alp CMa	-1.4400	11000.	112	2697	No
234	GOM_NL__2PRFIN20020905_131313_000000512009_00138_02697_2728.N1	05-SEP-2002 13:13:13	Dark	50.500	47	2Bet CMa	1.9760	28000.	101	2697	No
235	GOM_NL__2PRFIN20020905_131538_000000392009_00138_02697_2729.N1	05-SEP-2002 13:15:38	Dark	38.500	70	Zet Pup	2.2460	39000.	77	2697	No
236	GOM_NL__2PRFIN20020905_131730_000000402009_00138_02697_2730.N1	05-SEP-2002 13:17:30	Dark	39.500	34	Gam2Vel	1.7930	23000.	79	2697	No
237	GOM_NL__2PRFIN20020905_132106_000000502009_00138_02697_2731.N1	05-SEP-2002 13:21:06	Dark	50.000	2	Alp Car	-0.73600	7000.0	100	2697	No
238	GOM_NL__2PRFIN20020905_133112_000000372009_00139_02698_2699.N1	05-SEP-2002 13:31:12	Dark	37.000	135	Bet Hyi	2.8200	5800.0	74	2698	No
239	GOM_NL__2PRFIN20020905_133249_000000462009_00139_02698_2700.N1	05-SEP-2002 13:32:49	Dark	45.500	9	Alp Eri	0.45300	24000.	91	2698	No
240	GOM_NL__2PRFIN20020905_133647_000000392009_00139_02698_2701.N1	05-SEP-2002 13:36:47	Straylight	38.500	148	Alp Tuc	2.8780	4100.0	77	2698	No
241	GOM_NL__2PRFIN20020905_133844_000000522009_00139_02698_2702.N1	05-SEP-2002 13:38:44	Straylight	52.000	84	Alp Phe	2.3970	4500.0	104	2698	No
242	GOM_NL__2PRFIN20020905_134027_000000382009_00139_02698_2703.N1	05-SEP-2002 13:40:27	Straylight	38.000	31	Alp Gru	1.7340	15200.	76	2698	No
243	GOM_NL__2PRFIN20020905_134316_000000382009_00139_02698_2704.N1	05-SEP-2002 13:43:16	Straylight	37.500	172	Gam Gru	3.0030	13100.	75	2698	No
244	GOM_NL__2PRFIN20020905_134434_000000472009_00139_02698_2705.N1	05-SEP-2002 13:44:34	Straylight	47.000	18	24Alp PsA	1.1660	9700.0	94	2698	No
245	GOM_NL__2PRFIN20020905_134916_000000432009_00139_02698_2706.N1	05-SEP-2002 13:49:16	Bright	42.500	142	49Del Cap	2.8500	8900.0	85	2698	No
246	GOM_NL__2PRFIN20020905_135222_000000382009_00139_02698_2707.N1	05-SEP-2002 13:52:22	Bright	37.500	154	22Bet Aqr	2.8990	5700.0	75	2698	No
247	GOM_NL__2PRFIN20020905_135343_000000402009_00139_02698_2708.N1	05-SEP-2002 13:53:43	Bright	40.000	162	34Alp Aqr	2.9440	5350.0	80	2698	No
248	GOM_NL__2PRFIN20020905_135643_000000372009_00139_02698_2709.N1	05-SEP-2002 13:56:43	Bright	37.000	61	8Eps Peg	2.1000	3900.0	74	2698	No
249	GOM_NL__2PRFIN20020905_135910_000000462009_00139_02698_2710.N1	05-SEP-2002 13:59:10	Bright	45.500	90	54Alp Peg	2.4870	11000.	91	2698	No
250	GOM_NL__2PRFIN20020905_140209_000000652009_00139_02698_2711.N1	05-SEP-2002 14:02:09	Bright	65.000	140	88Gam Peg	2.8340	26000.	130	2698	No
251	GOM_NL__2PRFIN20020905_140538_000000352009_00139_02698_2712.N1	05-SEP-2002 14:05:38	Bright	35.000	66	37Gam Cyg	2.2080	5900.0	70	2698	No
252	GOM_NL__2PRFIN20020905_140650_000000402009_00139_02698_2713.N1	05-SEP-2002 14:06:50	Bright	39.500	19	50Alp Cyg	1.2460	10500.	79	2698	No
253	GOM_NL__2PRFIN20020905_141136_000000412009_00139_02698_2714.N1	05-SEP-2002 14:11:36	Bright	40.500	89	5Alp Cep	2.4510	8000.0	81	2698	No
254	GOM_NL__2PRFIN20020905_141353_000000452009_00139_02698_2715.N1	05-SEP-2002 14:13:53	Bright	45.000	74	11Bet Cas	2.2680	6600.0	90	2698	No
255	GOM_NL__2PRFIN20020905_141556_000000452009_00139_02698_2716.N1	05-SEP-2002 14:15:56	Bright	44.500	76	27Gam Cas	2.3000	30000.	89	2698	No
256	GOM_NL__2PRFIN20020905_142255_000000582009_00139_02698_2717.N1	05-SEP-2002 14:22:55	Bright	58.000	160	23Gam Per	2.9300	4700.0	116	2698	No
257	GOM_NL__2PRFIN20020905_142504_000000682009_00139_02698_2718.N1	05-SEP-2002 14:25:04	Bright	67.500	35	33Alp Per	1.7950	6250.0	135	2698	No
258	GOM_NL__2PRFIN20020905_142749_000000972009_00139_02698_2719.N1	05-SEP-2002 14:27:49	Bright	97.000	79	26Bet Per	2.3100	13100.	194	2698	No
259	GOM_NL__2PRFIN20020905_143147_000000922009_00139_02698_2720.N1	05-SEP-2002 14:31:47	Bright	91.500	149	45Eps Per	2.8880	30000.	183	2698	No
260	GOM_NL__2PRFIN20020905_143626_000000422009_00139_02698_2721.N1	05-SEP-2002 14:36:26	Bright	42.000	24	66Alp Gem	1.5800	10200.	84	2698	No
261	GOM_NL__2PRFIN20020905_143916_000000812009_00139_02698_2722.N1	05-SEP-2002 14:39:16	Twilight	81.000	28	12Bet Tau	1.6500	15200.	162	2698	No
262	GOM_NL__2PRFIN20020905_144224_000000612009_00139_02698_2723.N1	05-SEP-2002 14:42:24	Twilight	61.000	44	24Gam Gem	1.9280	11000.	122	2698	No
263	GOM_NL__2PRFIN20020905_144422_000000502009_00139_02698_2724.N1	05-SEP-2002 14:44:22	Twilight	50.000	8	10Alp CMi	0.40000	6500.0	100	2698	No
264	GOM_NL__2PRFIN20020905_144733_000000832009_00139_02698_2725.N1	05-SEP-2002 14:47:33	Dark	83.000	14	58Alp Ori	0.87000	3000.0	166	2698	No
265	GOM_NL__2PRFIN20020905_145221_000000582009_00139_02698_2726.N1	05-SEP-2002 14:52:21	Dark	57.500	1	9Alp CMa	-1.4400	11000.	115	2698	No
266	GOM_NL__2PRFIN20020905_145348_000000502009_00139_02698_2727.N1	05-SEP-2002 14:53:48	Dark	49.500	47	2Bet CMa	1.9760	28000.	99	2698	No
267	GOM_NL__2PRFIN20020905_145613_000000392009_00139_02698_2728.N1	05-SEP-2002 14:56:13	Dark	38.500	70	Zet Pup	2.2460	39000.	77	2698	No
268	GOM_NL__2PRFIN20020905_145805_000000422009_00139_02698_2729.N1	05-SEP-2002 14:58:05	Dark	41.500	34	Gam2Vel	1.7930	23000.	83	2698	No
269	GOM_NL__2PRFIN20020905_150142_000000502009_00139_02698_2730.N1	05-SEP-2002 15:01:42	Dark	49.500	2	Alp Car	-0.73600	7000.0	99	2698	No
270	GOM_NL__2PRFIN20020905_151148_000000392009_00140_02699_2701.N1	05-SEP-2002 15:11:48	Dark	38.500	135	Bet Hyi	2.8200	5800.0	77	2699	No
271	GOM_NL__2PRFIN20020905_151326_000000442009_00140_02699_2702.N1	05-SEP-2002 15:13:26	Dark	44.000	9	Alp Eri	0.45300	24000.	88	2699	No
272	GOM_NL__2PRFIN20020905_151723_000000382009_00140_02699_2703.N1	05-SEP-2002 15:17:23	Straylight	38.000	148	Alp Tuc	2.8780	4100.0	76	2699	No
273	GOM_NL__2PRFIN20020905_151920_000000552009_00140_02699_2704.N1	05-SEP-2002 15:19:20	Straylight	55.000	84	Alp Phe	2.3970	4500.0	110	2699	No
274	GOM_NL__2PRFIN20020905_152103_000000382009_00140_02699_2705.N1	05-SEP-2002 15:21:03	Straylight	38.000	31	Alp Gru	1.7340	15200.	76	2699	No
275	GOM_NL__2PRFIN20020905_152351_000000412009_00140_02699_2706.N1	05-SEP-2002 15:23:51	Straylight	40.500	172	Gam Gru	3.0030	13100.	81	2699	No
276	GOM_NL__2PRFIN20020905_152509_000000492009_00140_02699_2707.N1	05-SEP-2002 15:25:09	Straylight	49.000	18	24Alp PsA	1.1660	9700.0	98	2699	No
277	GOM_NL__2PRFIN20020905_152952_000000412009_00140_02699_2708.N1	05-SEP-2002 15:29:52	Bright	41.000	142	49Del Cap	2.8500	8900.0	82	2699	No
278	GOM_NL__2PRFIN20020905_153257_000000402009_00140_02699_2709.N1	05-SEP-2002 15:32:57	Bright	40.000	154	22Bet Aqr	2.8990	5700.0	80	2699	No

279	GOM_NL__2PRFIN20020905_153416_000000442009_00140_02699_2710.N1	05-SEP-2002 15:34:16	Bright	44.000	162	34Alp Aqr	2.9440	5350.0	88	2699	No
280	GOM_NL__2PRFIN20020905_153715_000000422009_00140_02699_2711.N1	05-SEP-2002 15:37:15	Bright	41.500	61	8Eps Peg	2.1000	3900.0	83	2699	No
281	GOM_NL__2PRFIN20020905_153941_000000492009_00140_02699_2712.N1	05-SEP-2002 15:39:41	Bright	49.000	90	54Alp Peg	2.4870	11000.	98	2699	No
282	GOM_NL__2PRFIN20020905_154242_000000662009_00140_02699_2713.N1	05-SEP-2002 15:42:42	Bright	65.500	140	88Gam Peg	2.8340	26000.	131	2699	No
283	GOM_NL__2PRFIN20020905_154613_000000402009_00140_02699_2714.N1	05-SEP-2002 15:46:13	Bright	40.000	66	37Gam Cyg	2.2080	5900.0	80	2699	No
284	GOM_NL__2PRFIN20020905_154726_000000402009_00140_02699_2715.N1	05-SEP-2002 15:47:26	Bright	40.000	19	50Alp Cyg	1.2460	10500.	80	2699	No
285	GOM_NL__2PRFIN20020905_155213_000000362009_00140_02699_2716.N1	05-SEP-2002 15:52:13	Bright	35.500	89	5Alp Cep	2.4510	8000.0	71	2699	No
286	GOM_NL__2PRFIN20020905_155427_000000482009_00140_02699_2717.N1	05-SEP-2002 15:54:27	Bright	47.500	74	11Bet Cas	2.2680	6600.0	95	2699	No
287	GOM_NL__2PRFIN20020905_155632_000000472009_00140_02699_2718.N1	05-SEP-2002 15:56:32	Bright	46.500	76	27Gam Cas	2.3000	30000.	93	2699	No
288	GOM_NL__2PRFIN20020905_160054_000000882009_00140_02699_2719.N1	05-SEP-2002 16:00:54	Bright	87.500	73	57Gam1And	2.2600	13100.	175	2699	No
289	GOM_NL__2PRFIN20020905_160330_000000602009_00140_02699_2720.N1	05-SEP-2002 16:03:30	Bright	59.500	160	23Gam Per	2.9300	4700.0	119	2699	No
290	GOM_NL__2PRFIN20020905_160540_000000692009_00140_02699_2721.N1	05-SEP-2002 16:05:40	Bright	69.000	35	33Alp Per	1.7950	6250.0	138	2699	No
291	GOM_NL__2PRFIN20020905_160823_000001072009_00140_02699_2722.N1	05-SEP-2002 16:08:23	Bright	106.50	79	26Bet Per	2.3100	13100.	213	2699	No
292	GOM_NL__2PRFIN20020905_161222_000000912009_00140_02699_2723.N1	05-SEP-2002 16:12:22	Bright	90.500	149	45Eps Per	2.8880	30000.	181	2699	No
293	GOM_NL__2PRFIN20020905_161702_000000452009_00140_02699_2724.N1	05-SEP-2002 16:17:02	Bright	44.500	24	66Alp Gem	1.5800	10200.	89	2699	No
294	GOM_NL__2PRFIN20020905_161952_000000772009_00140_02699_2725.N1	05-SEP-2002 16:19:52	Tw_i_and_stray	76.500	28	12Bet Tau	1.6500	15200.	153	2699	No
295	GOM_NL__2PRFIN20020905_162300_000000602009_00140_02699_2726.N1	05-SEP-2002 16:23:00	Tw_i_and_stray	59.500	44	24Gam Gem	1.9280	11000.	119	2699	No
296	GOM_NL__2PRFIN20020905_162459_000000512009_00140_02699_2727.N1	05-SEP-2002 16:24:59	Twilight	51.000	8	10Alp CMi	0.40000	6500.0	102	2699	No
297	GOM_NL__2PRFIN20020905_162811_000000852009_00140_02699_2728.N1	05-SEP-2002 16:28:11	Dark	85.000	14	58Alp Ori	0.87000	3000.0	170	2699	No
298	GOM_NL__2PRFIN20020905_163259_000000592009_00140_02699_2729.N1	05-SEP-2002 16:32:59	Dark	59.000	1	9Alp CMa	-1.4400	11000.	118	2699	No
299	GOM_NL__2PRFIN20020905_163425_000000542009_00140_02699_2730.N1	05-SEP-2002 16:34:25	Dark	54.000	47	2Bet CMa	1.9760	28000.	108	2699	No
300	GOM_NL__2PRFIN20020905_163649_000000402009_00140_02699_2731.N1	05-SEP-2002 16:36:49	Dark	40.000	70	Zet Pup	2.2460	39000.	80	2699	No
301	GOM_NL__2PRFIN20020905_163842_000000432009_00140_02699_2732.N1	05-SEP-2002 16:38:42	Dark	43.000	34	Gam2Vel	1.7930	23000.	86	2699	No
302	GOM_NL__2PRFIN20020905_164218_000000502009_00140_02699_2733.N1	05-SEP-2002 16:42:18	Dark	49.500	2	Alp Car	-0.73600	7000.0	99	2699	No
303	GOM_NL__2PRFIN20020905_165224_000000382009_00141_02700_2698.N1	05-SEP-2002 16:52:24	Dark	37.500	135	Bet Hyi	2.8200	5800.0	75	2700	No
304	GOM_NL__2PRFIN20020905_165401_000000472009_00141_02700_2699.N1	05-SEP-2002 16:54:01	Dark	46.500	9	Alp Eri	0.45300	24000.	93	2700	No
305	GOM_NL__2PRFIN20020905_165759_000000452009_00141_02700_2700.N1	05-SEP-2002 16:57:59	Straylight	44.500	148	Alp Tuc	2.8780	4100.0	89	2700	No
306	GOM_NL__2PRFIN20020905_170109_000000512009_00141_02700_2701.N1	05-SEP-2002 17:01:09	Straylight	50.500	63	Bet Gru	2.1500	2800.0	101	2700	No
307	GOM_NL__2PRFIN20020905_170427_000000402009_00141_02700_2702.N1	05-SEP-2002 17:04:27	Straylight	40.000	172	Gam Gru	3.0030	13100.	80	2700	No
308	GOM_NL__2PRFIN20020905_170545_000000482009_00141_02700_2703.N1	05-SEP-2002 17:05:45	Straylight	48.000	18	24Alp PsA	1.1660	9700.0	96	2700	No
309	GOM_NL__2PRFIN20020905_171028_000000402009_00141_02700_2704.N1	05-SEP-2002 17:10:28	Bright	39.500	142	49Del Cap	2.8500	8900.0	79	2700	No
310	GOM_NL__2PRFIN20020905_171333_000000392009_00141_02700_2705.N1	05-SEP-2002 17:13:33	Bright	39.000	154	22Bet Aqr	2.8990	5700.0	78	2700	No
311	GOM_NL__2PRFIN20020905_171453_000000422009_00141_02700_2706.N1	05-SEP-2002 17:14:53	Bright	42.000	162	34Alp Aqr	2.9440	5350.0	84	2700	No
312	GOM_NL__2PRFIN20020905_171754_000000402009_00141_02700_2707.N1	05-SEP-2002 17:17:54	Bright	39.500	61	8Eps Peg	2.1000	3900.0	79	2700	No
313	GOM_NL__2PRFIN20020905_172019_000000472009_00141_02700_2708.N1	05-SEP-2002 17:20:19	Bright	47.000	90	54Alp Peg	2.4870	11000.	94	2700	No
314	GOM_NL__2PRFIN20020905_172318_000000662009_00141_02700_2709.N1	05-SEP-2002 17:23:18	Bright	65.500	140	88Gam Peg	2.8340	26000.	131	2700	No
315	GOM_NL__2PRFIN20020905_172650_000000382009_00141_02700_2710.N1	05-SEP-2002 17:26:50	Bright	37.500	66	37Gam Cyg	2.2080	5900.0	75	2700	No
316	GOM_NL__2PRFIN20020905_172802_000000372009_00141_02700_2711.N1	05-SEP-2002 17:28:02	Bright	37.000	19	50Alp Cyg	1.2460	10500.	74	2700	No
317	GOM_NL__2PRFIN20020905_173251_000000382009_00141_02700_2712.N1	05-SEP-2002 17:32:51	Bright	38.000	89	5Alp Cep	2.4510	8000.0	76	2700	No
318	GOM_NL__2PRFIN20020905_173503_000000462009_00141_02700_2713.N1	05-SEP-2002 17:35:03	Bright	46.000	74	11Bet Cas	2.2680	6600.0	92	2700	No
319	GOM_NL__2PRFIN20020905_173707_000000442009_00141_02700_2714.N1	05-SEP-2002 17:37:07	Bright	44.000	76	27Gam Cas	2.3000	30000.	88	2700	No
320	GOM_NL__2PRFIN20020905_174128_000000872009_00141_02700_2715.N1	05-SEP-2002 17:41:28	Bright	87.000	73	57Gam1And	2.2600	13100.	174	2700	No
321	GOM_NL__2PRFIN20020905_174406_000000592009_00141_02700_2716.N1	05-SEP-2002 17:44:06	Bright	59.000	160	23Gam Per	2.9300	4700.0	118	2700	No
322	GOM_NL__2PRFIN20020905_174615_000000652009_00141_02700_2717.N1	05-SEP-2002 17:46:15	Bright	65.000	35	33Alp Per	1.7950	6250.0	130	2700	No
323	GOM_NL__2PRFIN20020905_174858_000001042009_00141_02700_2718.N1	05-SEP-2002 17:48:58	Bright	103.50	79	26Bet Per	2.3100	13100.	207	2700	No
324	GOM_NL__2PRFIN20020905_175257_000000882009_00141_02700_2719.N1	05-SEP-2002 17:52:57	Bright	88.000	149	45Eps Per	2.8880	30000.	176	2700	No
325	GOM_NL__2PRFIN20020905_175740_000000432009_00141_02700_2720.N1	05-SEP-2002 17:57:40	Bright	42.500	24	66Alp Gem	1.5800	10200.	85	2700	No
326	GOM_NL__2PRFIN20020905_180029_000000772009_00141_02700_2721.N1	05-SEP-2002 18:00:29	Tw_i_and_stray	77.000	28	12Bet Tau	1.6500	15200.	154	2700	No
327	GOM_NL__2PRFIN20020905_180339_000000582009_00141_02700_2722.N1	05-SEP-2002 18:03:39	Tw_i_and_stray	58.000	44	24Gam Gem	1.9280	11000.	116	2700	No
328	GOM_NL__2PRFIN20020905_180535_000000532009_00141_02700_2723.N1	05-SEP-2002 18:05:35	Twilight	53.000	8	10Alp CMi	0.40000	6500.0	106	2700	No
329	GOM_NL__2PRFIN20020905_180849_000000882009_00141_02700_2724.N1	05-SEP-2002 18:08:49	Dark	88.000	14	58Alp Ori	0.87000	3000.0	176	2700	No
330	GOM_NL__2PRFIN20020905_181336_000000562009_00141_02700_2725.N1	05-SEP-2002 18:13:36	Dark	55.500	1	9Alp CMa	-1.4400	11000.	111	2700	No
331	GOM_NL__2PRFIN20020905_181614_000000482009_00141_02700_2726.N1	05-SEP-2002 18:16:14	Dark	48.000	23	21Eps CMa	1.5020	26000.	96	2700	No
332	GOM_NL__2PRFIN20020905_181756_000001072009_00141_02700_2727.N1	05-SEP-2002 18:17:56	Dark	106.50	7	19Bet Ori	0.10000	14000.	213	2700	No
333	GOM_NL__2PRFIN20020905_182254_000000492009_00141_02700_2728.N1	05-SEP-2002 18:22:54	Dark	49.000	2	Alp Car	-0.73600	7000.0	98	2700	No
334	GOM_NL__2PRFIN20020905_183300_000000392009_00142_02701_2698.N1	05-SEP-2002 18:33:00	Dark	38.500	135	Bet Hyi	2.8200	5800.0	77	2701	No
335	GOM_NL__2PRFIN20020905_183438_000000562009_00142_02701_2699.N1	05-SEP-2002 18:34:38	Dark	56.000	9	Alp Eri	0.45300	24000.	112	2701	No
336	GOM_NL__2PRFIN20020905_183835_000000402009_00142_02701_2700.N1	05-SEP-2002 18:38:35	Straylight	40.000	148	Alp Tuc	2.8780	4100.0	80	2701	No
337	GOM_NL__2PRFIN20020905_184145_000000522009_00142_02701_2701.N1	05-SEP-2002 18:41:45	Straylight	52.000	63	Bet Gru	2.1500	2800.0	104	2701	No

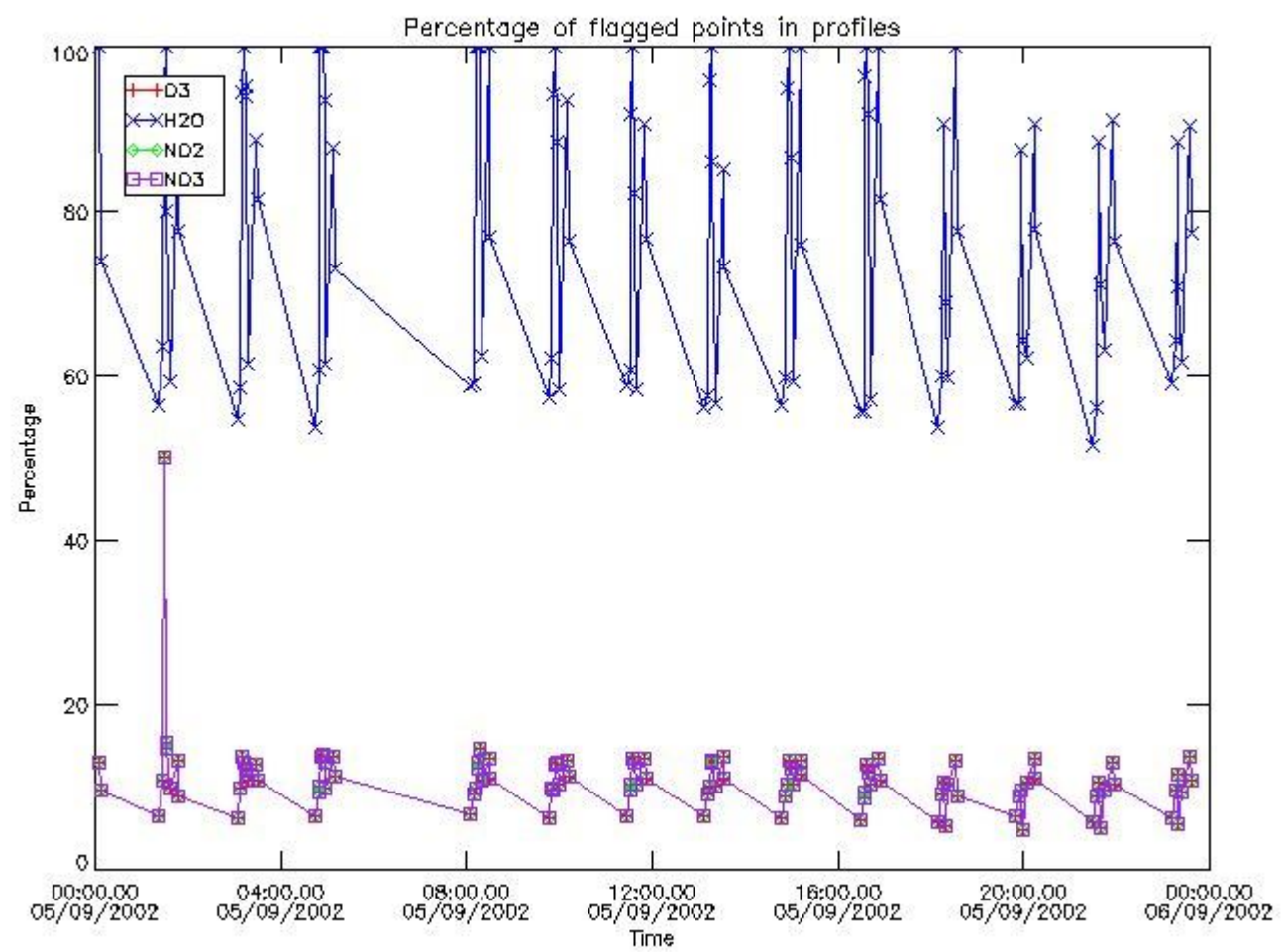
338	GOM_NL__2PRFIN20020905_184504_000000382009_00142_02701_2702.N1	05-SEP-2002 18:45:04	Straylight	38.000	172	Gam Gru	3.0030	13100.	76	2701	No
339	GOM_NL__2PRFIN20020905_184621_000000462009_00142_02701_2703.N1	05-SEP-2002 18:46:21	Straylight	45.500	18	24Alp PsA	1.1660	9700.0	91	2701	No
340	GOM_NL__2PRFIN20020905_185104_000000422009_00142_02701_2704.N1	05-SEP-2002 18:51:04	Bright	41.500	142	49Del Cap	2.8500	8900.0	83	2701	No
341	GOM_NL__2PRFIN20020905_185409_000000402009_00142_02701_2705.N1	05-SEP-2002 18:54:09	Bright	39.500	154	22Bet Aqr	2.8990	5700.0	79	2701	No
342	GOM_NL__2PRFIN20020905_185528_000000432009_00142_02701_2706.N1	05-SEP-2002 18:55:28	Bright	42.500	162	34Alp Aqr	2.9440	5350.0	85	2701	No
343	GOM_NL__2PRFIN20020905_185828_000000412009_00142_02701_2707.N1	05-SEP-2002 18:58:28	Bright	41.000	61	8Eps Peg	2.1000	3900.0	82	2701	No
344	GOM_NL__2PRFIN20020905_190055_000000472009_00142_02701_2708.N1	05-SEP-2002 19:00:55	Bright	46.500	90	54Alp Peg	2.4870	11000.	93	2701	No
345	GOM_NL__2PRFIN20020905_190352_000000662009_00142_02701_2709.N1	05-SEP-2002 19:03:52	Bright	66.000	140	88Gam Peg	2.8340	26000.	132	2701	No
346	GOM_NL__2PRFIN20020905_190726_000000392009_00142_02701_2710.N1	05-SEP-2002 19:07:26	Bright	39.000	66	37Gam Cyg	2.2080	5900.0	78	2701	No
347	GOM_NL__2PRFIN20020905_190838_000000382009_00142_02701_2711.N1	05-SEP-2002 19:08:38	Bright	37.500	19	50Alp Cyg	1.2460	10500.	75	2701	No
348	GOM_NL__2PRFIN20020905_191326_000000382009_00142_02701_2712.N1	05-SEP-2002 19:13:26	Bright	38.000	89	5Alp Cep	2.4510	8000.0	76	2701	No
349	GOM_NL__2PRFIN20020905_191538_000000462009_00142_02701_2713.N1	05-SEP-2002 19:15:38	Bright	45.500	74	11Bet Cas	2.2680	6600.0	91	2701	No
350	GOM_NL__2PRFIN20020905_191741_000000452009_00142_02701_2714.N1	05-SEP-2002 19:17:41	Bright	44.500	76	27Gam Cas	2.3000	30000.	89	2701	No
351	GOM_NL__2PRFIN20020905_192202_000000882009_00142_02701_2715.N1	05-SEP-2002 19:22:02	Bright	87.500	73	57Gam1And	2.2600	13100.	175	2701	No
352	GOM_NL__2PRFIN20020905_192439_000000622009_00142_02701_2716.N1	05-SEP-2002 19:24:39	Bright	62.000	160	23Gam Per	2.9300	4700.0	124	2701	No
353	GOM_NL__2PRFIN20020905_192650_000000712009_00142_02701_2717.N1	05-SEP-2002 19:26:50	Bright	71.000	35	33Alp Per	1.7950	6250.0	142	2701	No
354	GOM_NL__2PRFIN20020905_192932_000001042009_00142_02701_2718.N1	05-SEP-2002 19:29:32	Bright	103.50	79	26Bet Per	2.3100	13100.	207	2701	No
355	GOM_NL__2PRFIN20020905_193332_000000882009_00142_02701_2719.N1	05-SEP-2002 19:33:32	Bright	87.500	149	45Eps Per	2.8880	30000.	175	2701	No
356	GOM_NL__2PRFIN20020905_193814_000000562009_00142_02701_2720.N1	05-SEP-2002 19:38:14	Bright	56.000	24	66Alp Gem	1.5800	10200.	112	2701	No
357	GOM_NL__2PRFIN20020905_194105_000000782009_00142_02701_2721.N1	05-SEP-2002 19:41:05	Tw_i_and_stray	78.000	28	12Bet Tau	1.6500	15200.	156	2701	No
358	GOM_NL__2PRFIN20020905_194413_000000632009_00142_02701_2722.N1	05-SEP-2002 19:44:13	Tw_i_and_stray	62.500	44	24Gam Gem	1.9280	11000.	125	2701	No
359	GOM_NL__2PRFIN20020905_194610_000000552009_00142_02701_2723.N1	05-SEP-2002 19:46:10	Twilight	55.000	8	10Alp CMi	0.40000	6500.0	110	2701	No
360	GOM_NL__2PRFIN20020905_194925_000000792009_00142_02701_2724.N1	05-SEP-2002 19:49:25	Dark	79.000	14	58Alp Ori	0.87000	3000.0	158	2701	No
361	GOM_NL__2PRFIN20020905_195414_000000572009_00142_02701_2725.N1	05-SEP-2002 19:54:14	Dark	57.000	1	9Alp CMa	-1.4400	11000.	114	2701	No
362	GOM_NL__2PRFIN20020905_195649_000000532009_00142_02701_2726.N1	05-SEP-2002 19:56:49	Dark	52.500	23	21Eps CMa	1.5020	26000.	105	2701	No
363	GOM_NL__2PRFIN20020905_195834_000001042009_00142_02701_2727.N1	05-SEP-2002 19:58:34	Dark	104.00	7	19Bet Ori	0.10000	14000.	208	2701	No
364	GOM_NL__2PRFIN20020905_200331_000000482009_00142_02701_2728.N1	05-SEP-2002 20:03:31	Dark	48.000	2	Alp Car	-0.73600	7000.0	96	2701	No
365	GOM_NL__2PRFIN20020905_201336_000000382009_00143_02702_2699.N1	05-SEP-2002 20:13:36	Dark	38.000	135	Bet Hyi	2.8200	5800.0	76	2702	No
366	GOM_NL__2PRFIN20020905_201515_000000462009_00143_02702_2700.N1	05-SEP-2002 20:15:15	Dark	45.500	9	Alp Eri	0.45300	24000.	91	2702	No
367	GOM_NL__2PRFIN20020905_201911_000000432009_00143_02702_2701.N1	05-SEP-2002 20:19:11	Straylight	43.000	148	Alp Tuc	2.8780	4100.0	86	2702	No
368	GOM_NL__2PRFIN20020905_202222_000000482009_00143_02702_2702.N1	05-SEP-2002 20:22:22	Straylight	48.000	63	Bet Gru	2.1500	2800.0	96	2702	No
369	GOM_NL__2PRFIN20020905_202540_000000392009_00143_02702_2703.N1	05-SEP-2002 20:25:40	Straylight	39.000	172	Gam Gru	3.0030	13100.	78	2702	No
370	GOM_NL__2PRFIN20020905_202658_000000492009_00143_02702_2704.N1	05-SEP-2002 20:26:58	Straylight	49.000	18	24Alp PsA	1.1660	9700.0	98	2702	No
371	GOM_NL__2PRFIN20020905_203140_000000402009_00143_02702_2705.N1	05-SEP-2002 20:31:40	Bright	40.000	142	49Del Cap	2.8500	8900.0	80	2702	No
372	GOM_NL__2PRFIN20020905_203445_000000402009_00143_02702_2706.N1	05-SEP-2002 20:34:45	Bright	39.500	154	22Bet Aqr	2.8990	5700.0	79	2702	No
373	GOM_NL__2PRFIN20020905_203604_000000432009_00143_02702_2707.N1	05-SEP-2002 20:36:04	Bright	42.500	162	34Alp Aqr	2.9440	5350.0	85	2702	No
374	GOM_NL__2PRFIN20020905_203904_000000402009_00143_02702_2708.N1	05-SEP-2002 20:39:04	Bright	40.000	61	8Eps Peg	2.1000	3900.0	80	2702	No
375	GOM_NL__2PRFIN20020905_204130_000000472009_00143_02702_2709.N1	05-SEP-2002 20:41:30	Bright	46.500	90	54Alp Peg	2.4870	11000.	93	2702	No
376	GOM_NL__2PRFIN20020905_204427_000000652009_00143_02702_2710.N1	05-SEP-2002 20:44:27	Bright	64.500	140	88Gam Peg	2.8340	26000.	129	2702	No
377	GOM_NL__2PRFIN20020905_204802_000000372009_00143_02702_2711.N1	05-SEP-2002 20:48:02	Bright	37.000	66	37Gam Cyg	2.2080	5900.0	74	2702	No
378	GOM_NL__2PRFIN20020905_204914_000000392009_00143_02702_2712.N1	05-SEP-2002 20:49:14	Bright	39.000	19	50Alp Cyg	1.2460	10500.	78	2702	No
379	GOM_NL__2PRFIN20020905_205402_000000392009_00143_02702_2713.N1	05-SEP-2002 20:54:02	Bright	38.500	89	5Alp Cep	2.4510	8000.0	77	2702	No
380	GOM_NL__2PRFIN20020905_205613_000000472009_00143_02702_2714.N1	05-SEP-2002 20:56:13	Bright	46.500	74	11Bet Cas	2.2680	6600.0	93	2702	No
381	GOM_NL__2PRFIN20020905_205817_000000452009_00143_02702_2715.N1	05-SEP-2002 20:58:17	Bright	44.500	76	27Gam Cas	2.3000	30000.	89	2702	No
382	GOM_NL__2PRFIN20020905_210236_000000892009_00143_02702_2716.N1	05-SEP-2002 21:02:36	Bright	88.500	73	57Gam1And	2.2600	13100.	177	2702	No
383	GOM_NL__2PRFIN20020905_210515_000000612009_00143_02702_2717.N1	05-SEP-2002 21:05:15	Bright	60.500	160	23Gam Per	2.9300	4700.0	121	2702	No
384	GOM_NL__2PRFIN20020905_210725_000000702009_00143_02702_2718.N1	05-SEP-2002 21:07:25	Bright	70.000	35	33Alp Per	1.7950	6250.0	140	2702	No
385	GOM_NL__2PRFIN20020905_211006_000001092009_00143_02702_2719.N1	05-SEP-2002 21:10:06	Bright	109.00	79	26Bet Per	2.3100	13100.	218	2702	No
386	GOM_NL__2PRFIN20020905_211407_000000882009_00143_02702_2720.N1	05-SEP-2002 21:14:07	Bright	88.000	149	45Eps Per	2.8880	30000.	176	2702	No
387	GOM_NL__2PRFIN20020905_211850_000000562009_00143_02702_2721.N1	05-SEP-2002 21:18:50	Bright	56.000	24	66Alp Gem	1.5800	10200.	112	2702	No
388	GOM_NL__2PRFIN20020905_212141_000000822009_00143_02702_2722.N1	05-SEP-2002 21:21:41	Tw_i_and_stray	81.500	28	12Bet Tau	1.6500	15200.	163	2702	No
389	GOM_NL__2PRFIN20020905_212450_000000622009_00143_02702_2723.N1	05-SEP-2002 21:24:50	Tw_i_and_stray	62.000	44	24Gam Gem	1.9280	11000.	124	2702	No
390	GOM_NL__2PRFIN20020905_212646_000000542009_00143_02702_2724.N1	05-SEP-2002 21:26:46	Twilight	54.000	8	10Alp CMi	0.40000	6500.0	108	2702	No
391	GOM_NL__2PRFIN20020905_213002_000000882009_00143_02702_2725.N1	05-SEP-2002 21:30:02	Dark	88.000	14	58Alp Ori	0.87000	3000.0	176	2702	No
392	GOM_NL__2PRFIN20020905_213450_000000582009_00143_02702_2726.N1	05-SEP-2002 21:34:50	Dark	57.500	1	9Alp CMa	-1.4400	11000.	115	2702	No
393	GOM_NL__2PRFIN20020905_213727_000000492009_00143_02702_2727.N1	05-SEP-2002 21:37:27	Dark	48.500	23	21Eps CMa	1.5020	26000.	97	2702	No
394	GOM_NL__2PRFIN20020905_213912_000000992009_00143_02702_2728.N1	05-SEP-2002 21:39:12	Dark	99.000	7	19Bet Ori	0.10000	14000.	198	2702	No
395	GOM_NL__2PRFIN20020905_214408_000000542009_00143_02702_2729.N1	05-SEP-2002 21:44:08	Dark	53.500	2	Alp Car	-0.73600	7000.0	107	2702	No
396	GOM_NL__2PRFIN20020905_215412_000000402009_00144_02703_2699.N1	05-SEP-2002 21:54:12	Dark	39.500	135	Bet Hyi	2.8200	5800.0	79	2703	No

397	GOM_NL__2PRFIN20020905_215551_000000492009_00144_02703_2700.N1	05-SEP-2002 21:55:51	Dark	48.500	9	Alp Eri	0.45300	24000.	97	2703	No
398	GOM_NL__2PRFIN20020905_215947_000000462009_00144_02703_2701.N1	05-SEP-2002 21:59:47	Straylight	46.000	148	Alp Tuc	2.8780	4100.0	92	2703	No
399	GOM_NL__2PRFIN20020905_220258_000000522009_00144_02703_2702.N1	05-SEP-2002 22:02:58	Straylight	52.000	63	Bet Gru	2.1500	2800.0	104	2703	No
400	GOM_NL__2PRFIN20020905_220616_000000392009_00144_02703_2703.N1	05-SEP-2002 22:06:16	Straylight	39.000	172	Gam Gru	3.0030	13100.	78	2703	No
401	GOM_NL__2PRFIN20020905_220733_000000502009_00144_02703_2704.N1	05-SEP-2002 22:07:33	Straylight	49.500	18	24Alp PsA	1.1660	9700.0	99	2703	No
402	GOM_NL__2PRFIN20020905_221216_000000422009_00144_02703_2705.N1	05-SEP-2002 22:12:16	Bright	41.500	142	49Del Cap	2.8500	8900.0	83	2703	No
403	GOM_NL__2PRFIN20020905_221521_000000392009_00144_02703_2706.N1	05-SEP-2002 22:15:21	Bright	39.000	154	22Bet Aqr	2.8990	5700.0	78	2703	No
404	GOM_NL__2PRFIN20020905_221642_000000412009_00144_02703_2707.N1	05-SEP-2002 22:16:42	Bright	40.500	162	34Alp Aqr	2.9440	5350.0	81	2703	No
405	GOM_NL__2PRFIN20020905_221940_000000402009_00144_02703_2708.N1	05-SEP-2002 22:19:40	Bright	40.000	61	8Eps Peg	2.1000	3900.0	80	2703	No
406	GOM_NL__2PRFIN20020905_222205_000000482009_00144_02703_2709.N1	05-SEP-2002 22:22:05	Bright	48.000	90	54Alp Peg	2.4870	11000.	96	2703	No
407	GOM_NL__2PRFIN20020905_222502_000000652009_00144_02703_2710.N1	05-SEP-2002 22:25:02	Bright	64.500	140	88Gam Peg	2.8340	26000.	129	2703	No
408	GOM_NL__2PRFIN20020905_222839_000000372009_00144_02703_2711.N1	05-SEP-2002 22:28:39	Bright	36.500	66	37Gam Cyg	2.2080	5900.0	73	2703	No
409	GOM_NL__2PRFIN20020905_222950_000000392009_00144_02703_2712.N1	05-SEP-2002 22:29:50	Bright	39.000	19	50Alp Cyg	1.2460	10500.	78	2703	No
410	GOM_NL__2PRFIN20020905_223438_000000382009_00144_02703_2713.N1	05-SEP-2002 22:34:38	Bright	38.000	89	5Alp Cep	2.4510	8000.0	76	2703	No
411	GOM_NL__2PRFIN20020905_223649_000000452009_00144_02703_2714.N1	05-SEP-2002 22:36:49	Bright	45.000	74	11Bet Cas	2.2680	6600.0	90	2703	No
412	GOM_NL__2PRFIN20020905_223852_000000462009_00144_02703_2715.N1	05-SEP-2002 22:38:52	Bright	45.500	76	27Gam Cas	2.3000	30000.	91	2703	No
413	GOM_NL__2PRFIN20020905_224310_000000872009_00144_02703_2716.N1	05-SEP-2002 22:43:10	Bright	86.500	73	57Gam1And	2.2600	13100.	173	2703	No
414	GOM_NL__2PRFIN20020905_224550_000000592009_00144_02703_2717.N1	05-SEP-2002 22:45:50	Bright	59.000	160	23Gam Per	2.9300	4700.0	118	2703	No
415	GOM_NL__2PRFIN20020905_224800_000000682009_00144_02703_2718.N1	05-SEP-2002 22:48:00	Bright	68.000	35	33Alp Per	1.7950	6250.0	136	2703	No
416	GOM_NL__2PRFIN20020905_225041_000001092009_00144_02703_2719.N1	05-SEP-2002 22:50:41	Bright	109.00	79	26Bet Per	2.3100	13100.	218	2703	No
417	GOM_NL__2PRFIN20020905_225443_000000942009_00144_02703_2720.N1	05-SEP-2002 22:54:43	Bright	93.500	149	45Eps Per	2.8880	30000.	187	2703	No
418	GOM_NL__2PRFIN20020905_225926_000000562009_00144_02703_2721.N1	05-SEP-2002 22:59:26	Bright	56.000	24	66Alp Gem	1.5800	10200.	112	2703	No
419	GOM_NL__2PRFIN20020905_230217_000000772009_00144_02703_2722.N1	05-SEP-2002 23:02:17	Twilight	77.000	28	12Bet Tau	1.6500	15200.	154	2703	No
420	GOM_NL__2PRFIN20020905_230526_000000612009_00144_02703_2723.N1	05-SEP-2002 23:05:26	Twilight	60.500	44	24Gam Gem	1.9280	11000.	121	2703	No
421	GOM_NL__2PRFIN20020905_230722_000000512009_00144_02703_2724.N1	05-SEP-2002 23:07:22	Twilight	51.000	8	10Alp CMi	0.40000	6500.0	102	2703	No
422	GOM_NL__2PRFIN20020905_231039_000000812009_00144_02703_2725.N1	05-SEP-2002 23:10:39	Dark	81.000	14	58Alp Ori	0.87000	3000.0	162	2703	No
423	GOM_NL__2PRFIN20020905_231527_000000532009_00144_02703_2726.N1	05-SEP-2002 23:15:27	Dark	52.500	1	9Alp CMa	-1.4400	11000.	105	2703	No
424	GOM_NL__2PRFIN20020905_231802_000000492009_00144_02703_2727.N1	05-SEP-2002 23:18:02	Dark	48.500	23	21Eps CMa	1.5020	26000.	97	2703	No
425	GOM_NL__2PRFIN20020905_231950_000001122009_00144_02703_2728.N1	05-SEP-2002 23:19:50	Dark	112.00	7	19Bet Ori	0.10000	14000.	224	2703	No
426	GOM_NL__2PRFIN20020905_232444_000000542009_00144_02703_2729.N1	05-SEP-2002 23:24:44	Dark	54.000	2	Alp Car	-0.73600	7000.0	108	2703	No
427	GOM_NL__2PRFIN20020905_233448_000000372009_00145_02704_2719.N1	05-SEP-2002 23:34:48	Dark	37.000	135	Bet Hyi	2.8200	5800.0	74	2704	No
428	GOM_NL__2PRFIN20020905_233628_000000472009_00145_02704_2720.N1	05-SEP-2002 23:36:28	Dark	47.000	9	Alp Eri	0.45300	24000.	94	2704	No
429	GOM_NL__2PRFIN20020905_234023_000000392009_00145_02704_2721.N1	05-SEP-2002 23:40:23	Straylight	38.500	148	Alp Tuc	2.8780	4100.0	77	2704	No
430	GOM_NL__2PRFIN20020905_235252_000000412009_00145_02704_2722.N1	05-SEP-2002 23:52:52	Bright	40.500	142	49Del Cap	2.8500	8900.0	81	2704	No
431	GOM_NL__2PRFIN20020905_235557_000000392009_00145_02704_2723.N1	05-SEP-2002 23:55:57	Bright	39.000	154	22Bet Aqr	2.8990	5700.0	78	2704	No
432	GOM_NL__2PRFIN20020905_235717_000000412009_00145_02704_2724.N1	05-SEP-2002 23:57:17	Bright	41.000	162	34Alp Aqr	2.9440	5350.0	82	2704	No

3. Quality information per product

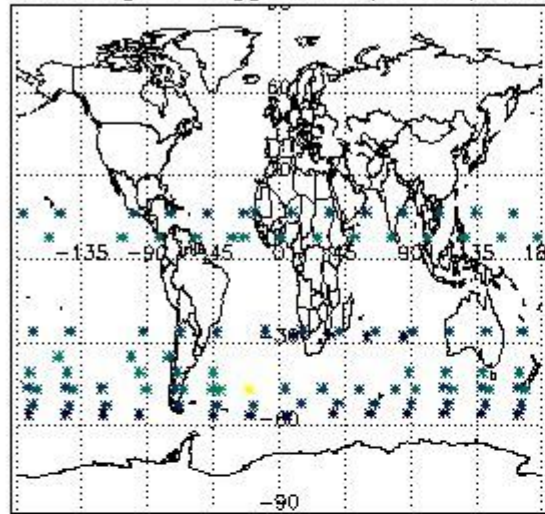
In this section it is plotted some information contained in the Quality Summary data set of the level 2 products. Only products in dark limb conditions and without errors (error flag in the MPH set to "0") are used.

3.1 Plot quality information per product (time dependant)

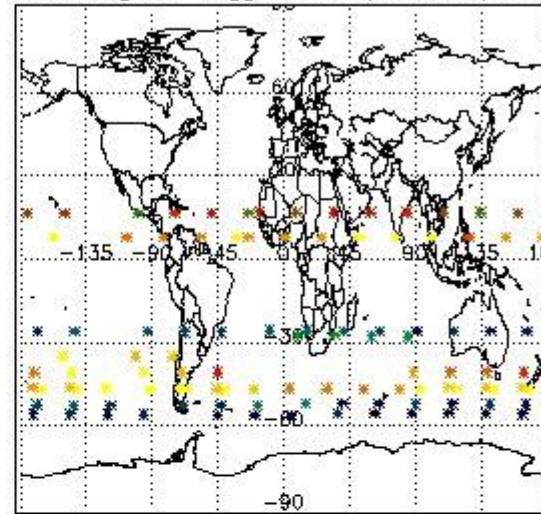


3.2 Plot quality information per product (world map)


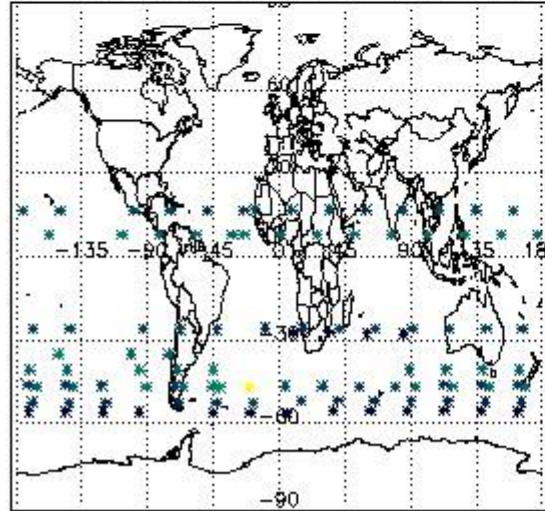
Percentage of flagged data per O3 profile



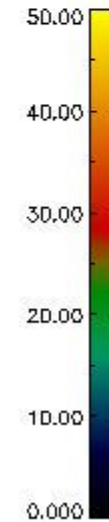
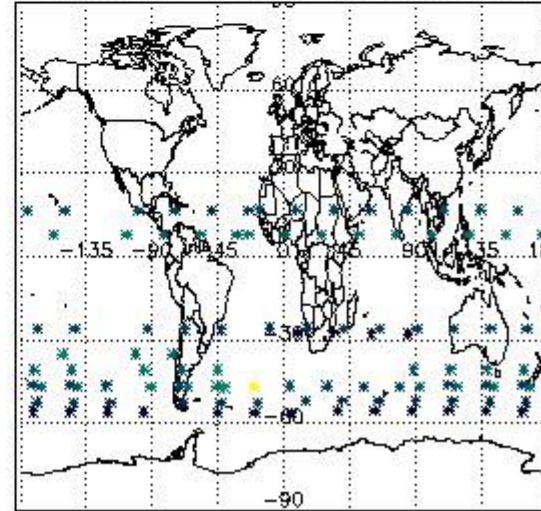
Percentage of flagged data per H2O profile



Percentage of flagged data per NO2 profile



Percentage of flagged data per NO3 profile

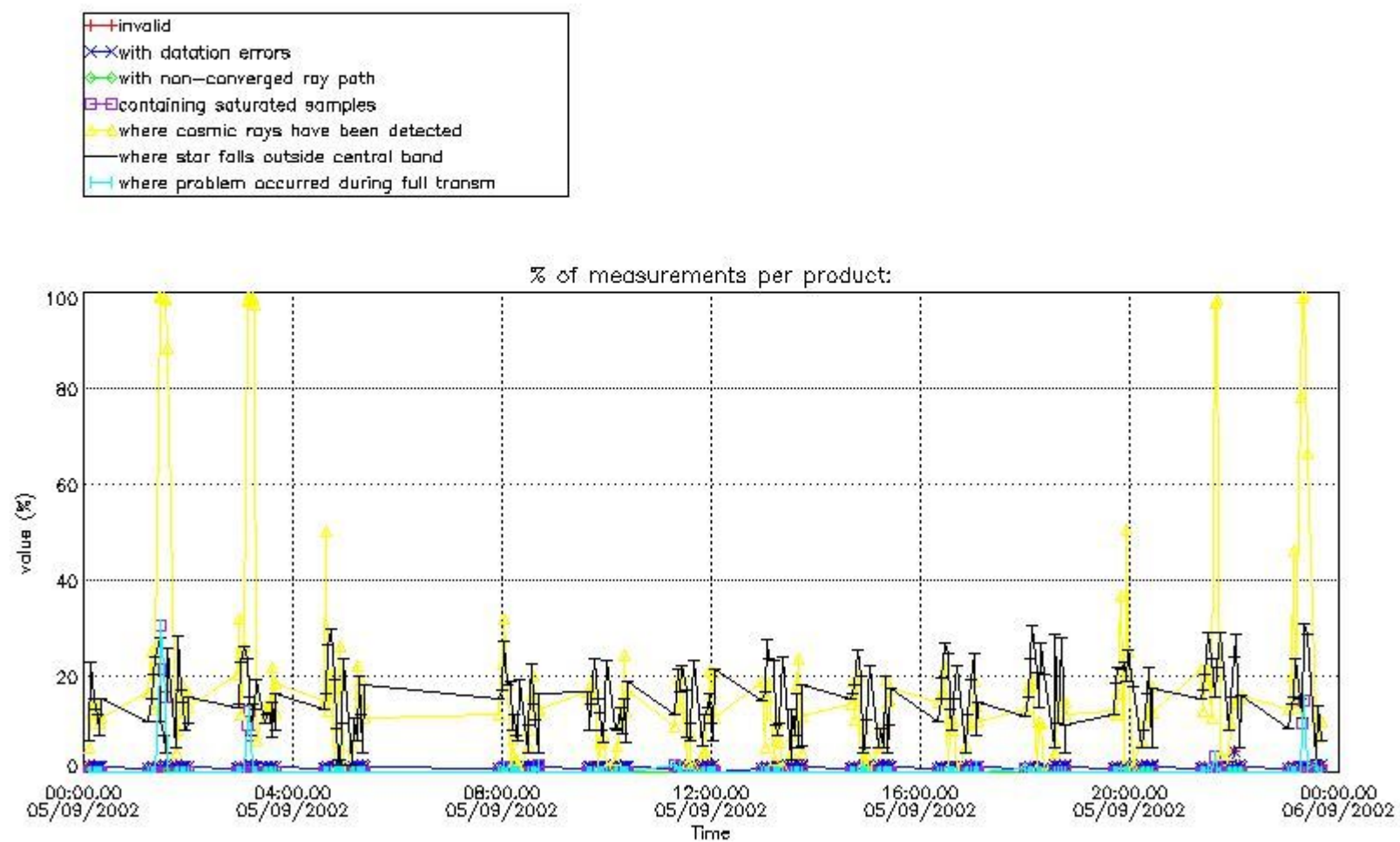


4. Level 1 quality information per product

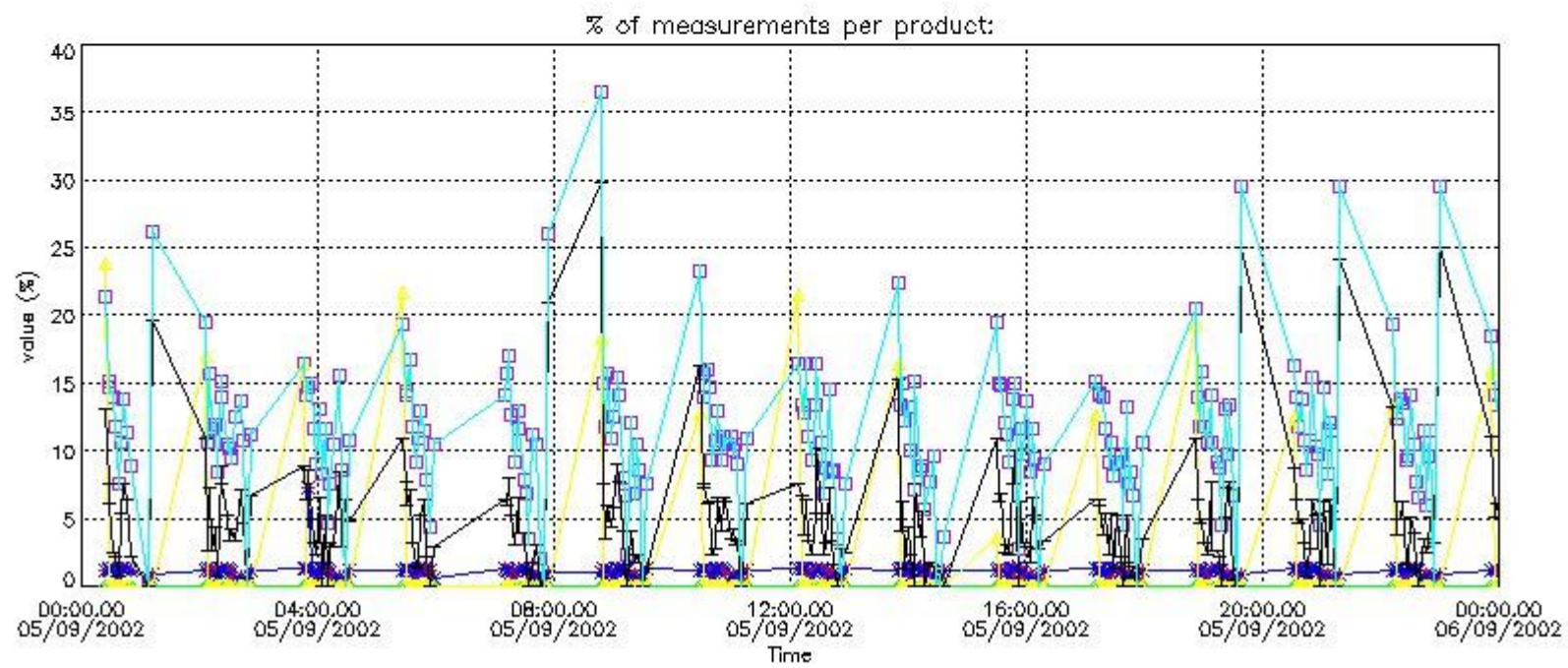
In this section it is plotted some information contained in the Quality Summary data set of the level 2 products that comes from the level 1b processing. Products without errors (error flag in the MPH set to "0") are used.

4.1 Plot quality information per product (time dependant) coming from level 1b processing

4.1.1 Plot level 1 quality information per product (time dependant): ENVISAT ASCENDING passes



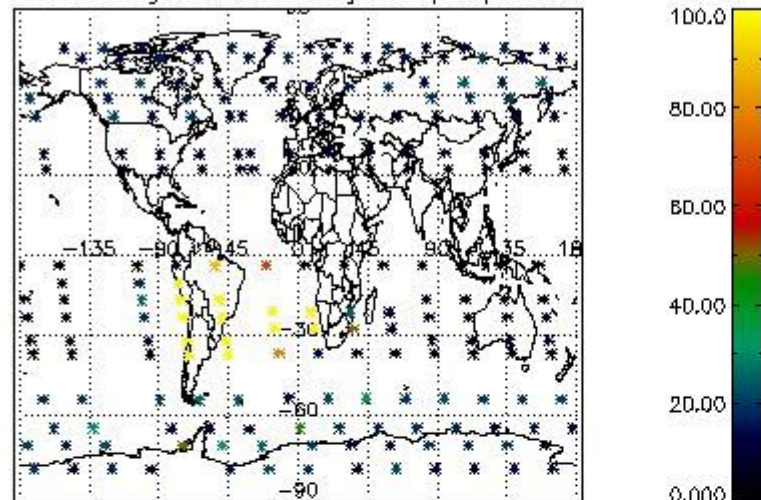
4.1.2 Plot level 1 quality information per product (time dependant): ENVI SAT DESCENDING passes



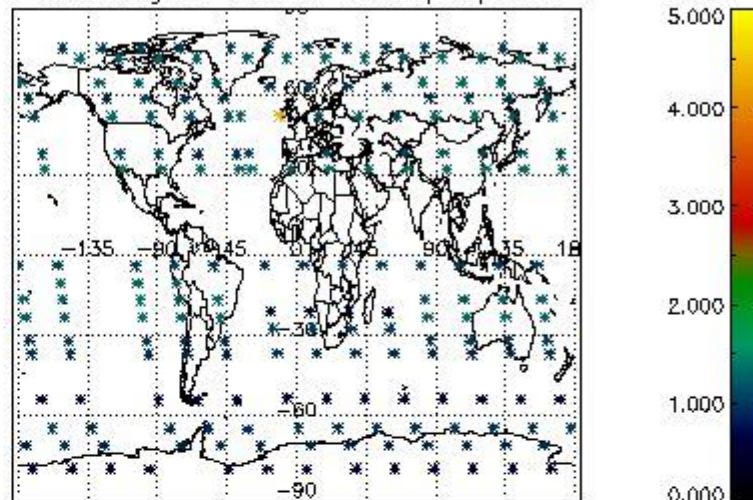
4.2 Plot quality information per product coming from level 1b processing (world map)

4.2.1 Plot level 1 quality information per product (world map): ENVISAT ASCENDING passes

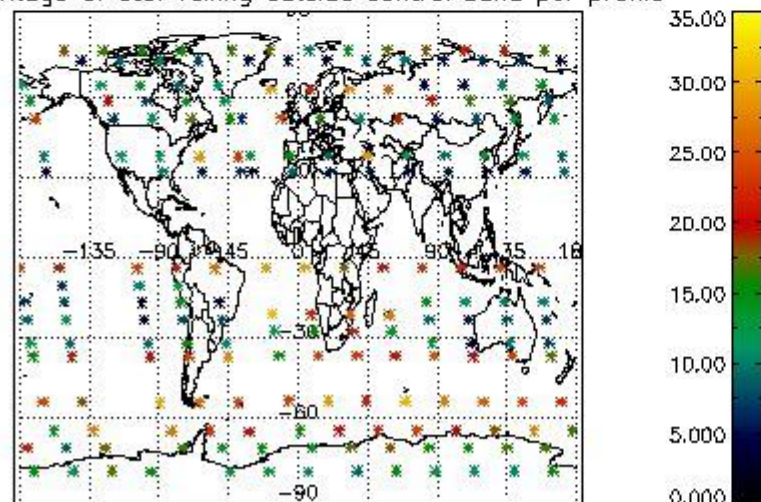
Percentage of cosmic ray hits per profile



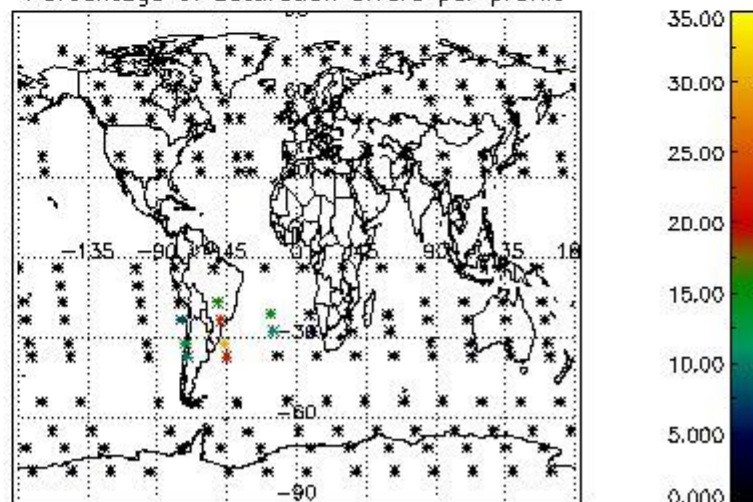
Percentage of datation errors per profile



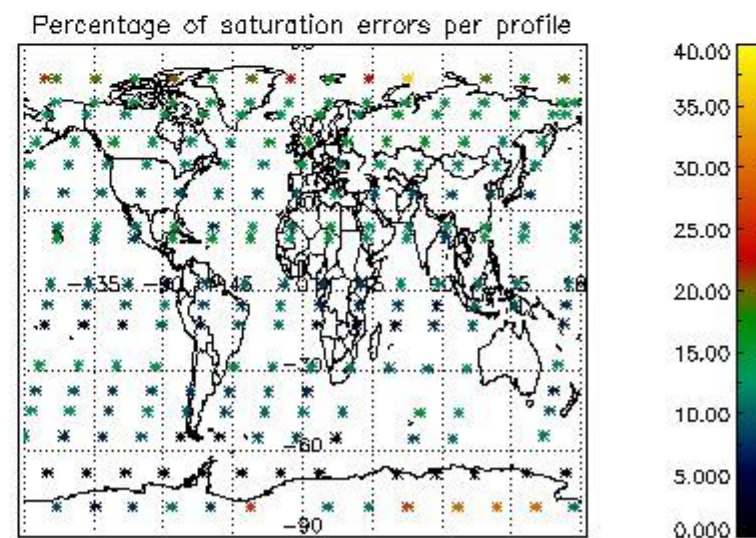
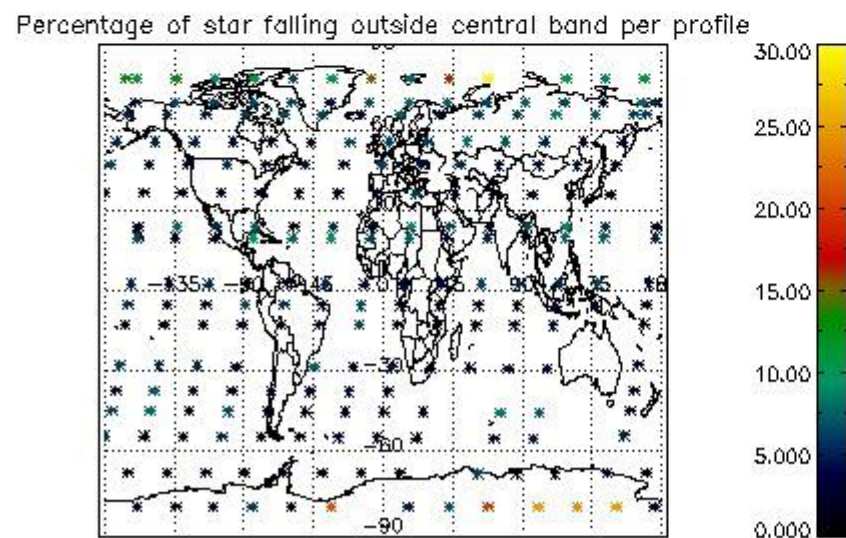
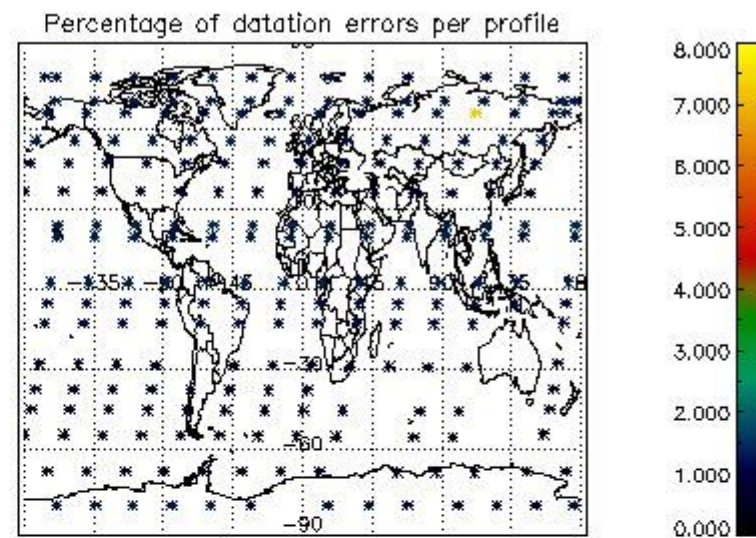
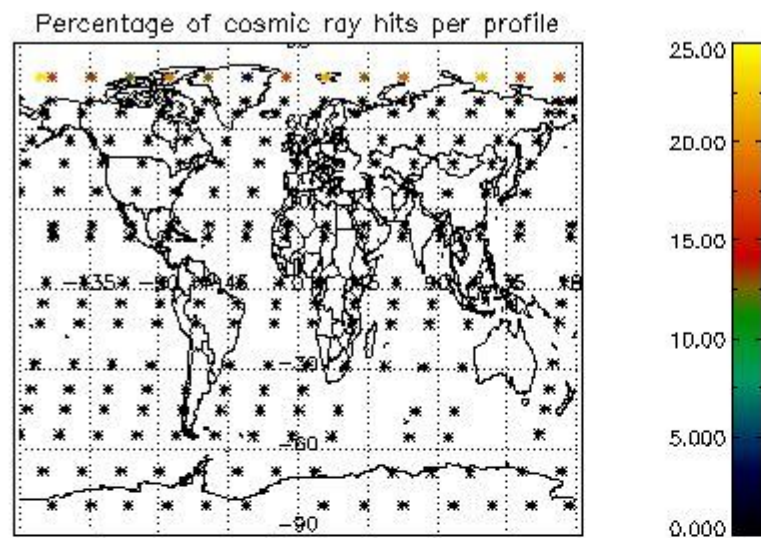
Percentage of star falling outside central band per profile



Percentage of saturation errors per profile



4.2.2 Plot level 1 quality information per product (world map): ENVISAT DESCENDING passes



5. Trace gas profiles

5.1 Ozone statistics based on quality of products

The final quality of the products can be "measured" using the STD (Standard Deviation) attached to every point profile. This information is written to the parameter GOM_NL__2P/NL_LOCAL_SPECIES_DENSITY/o3_std of the level 2 products. The table below shows the statistics for given STD ranges.

The statistics are given with respect to the overall valid production:

- Products without fatal errors: GOM_NL__2P/MPH/PRODUCT_ERR=0
- Valid point profile: GOM_NL__2P/NL_LOCAL_SPECIES_DENSITY/pcd(0)=0

The 'Criteria' is applied to valid points of dark limb products:

- Products in dark limb illumination condition: GOM_NL__2P/NL_SUMMARY_QUALITY/obs_ill_cond=0
- Products without fatal errors: GOM_NL__2P/MPH/PRODUCT_ERR=0
- Valid point profile: GOM_NL__2P/NL_LOCAL_SPECIES_DENSITY/pcd(0)=0

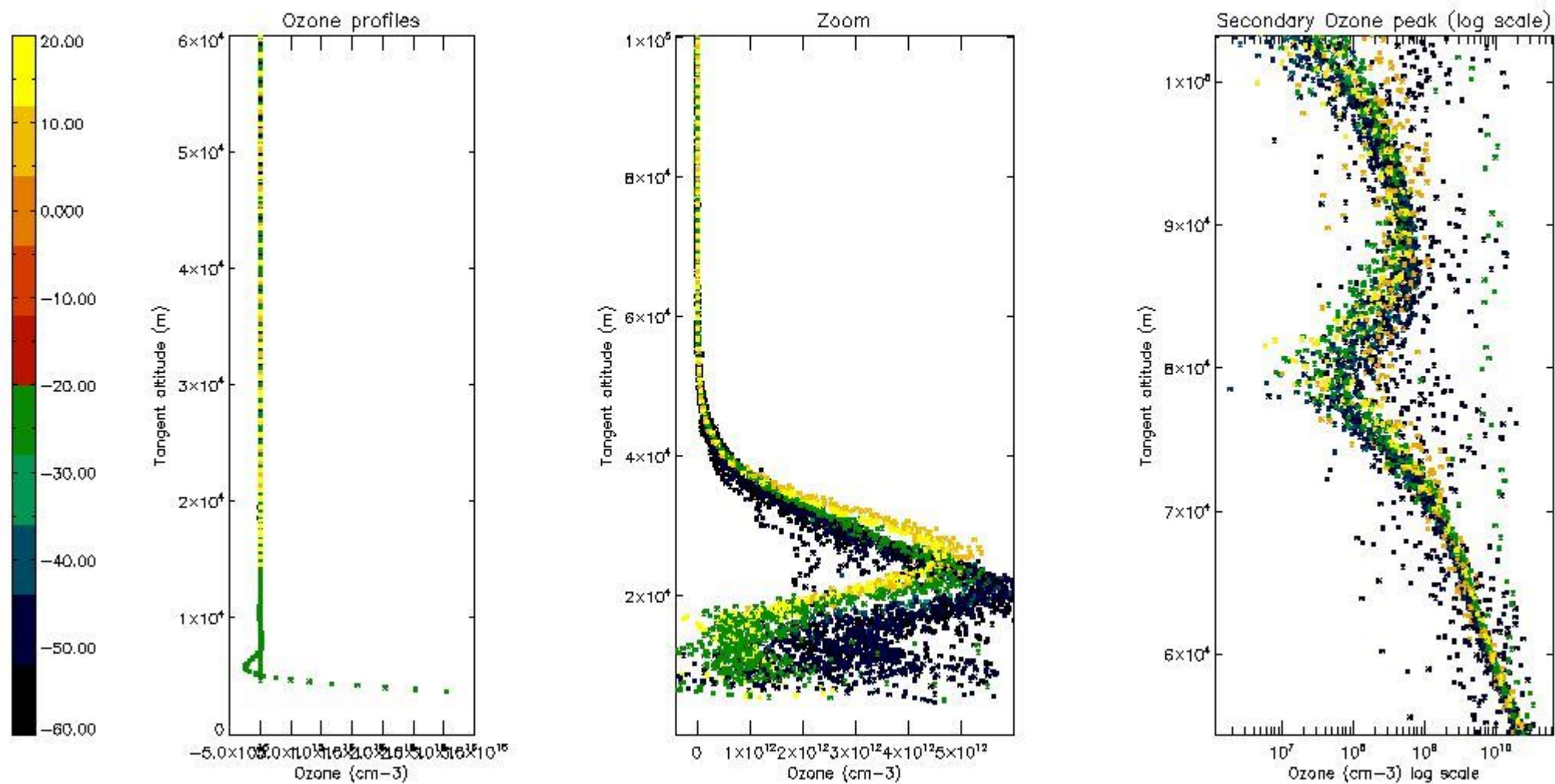
So, the table below shows the percentage of dark limb and valid observations for each criteria with respect to the overall valid daily observations.

Criteria	% of total production
All STD	25
STD < 20	16

STD < 10	14
STD < 5	11

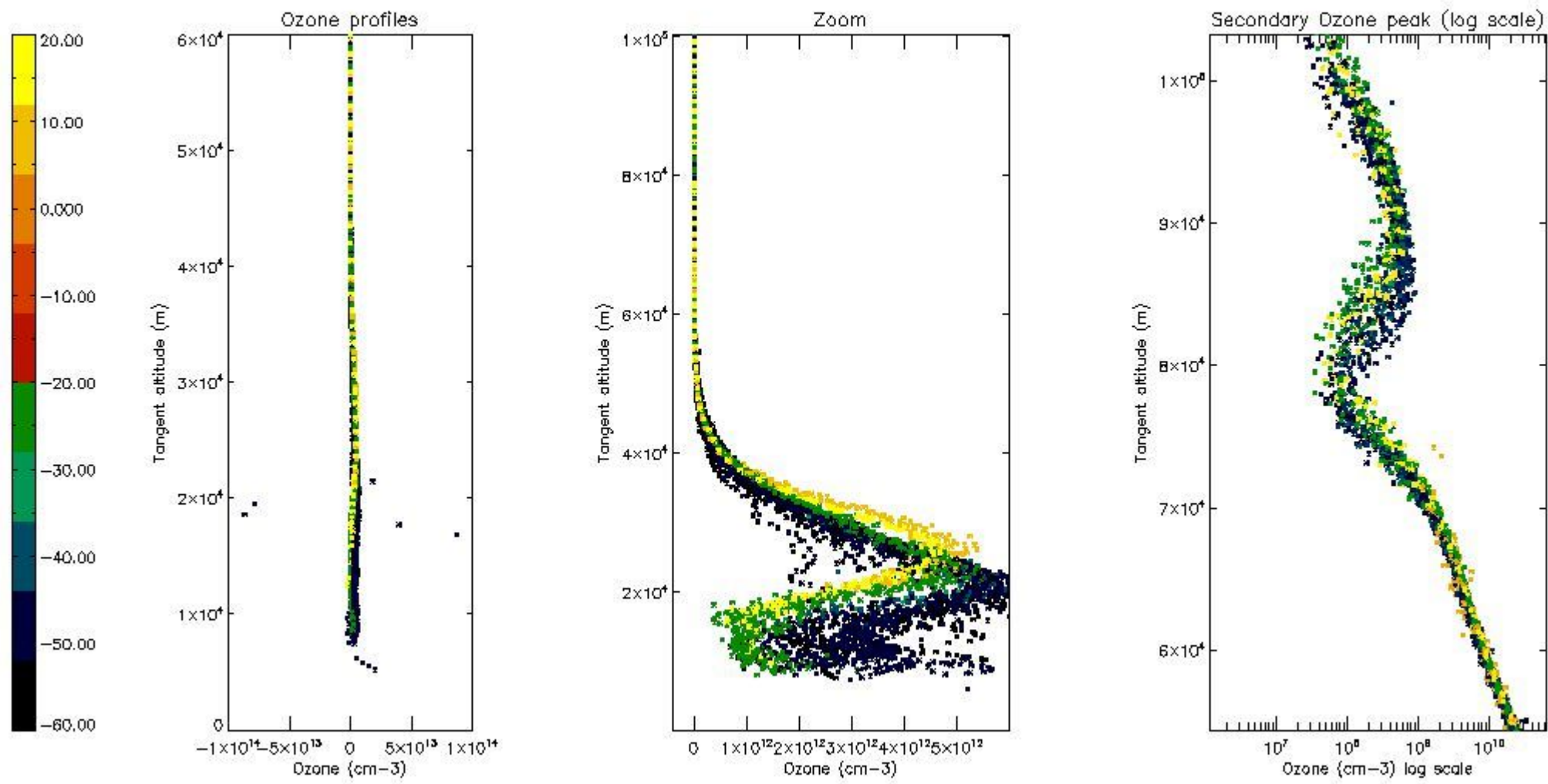
5.2 Plot ozone profiles for all STD (dark without errors)

The colorbar represents the latitude.



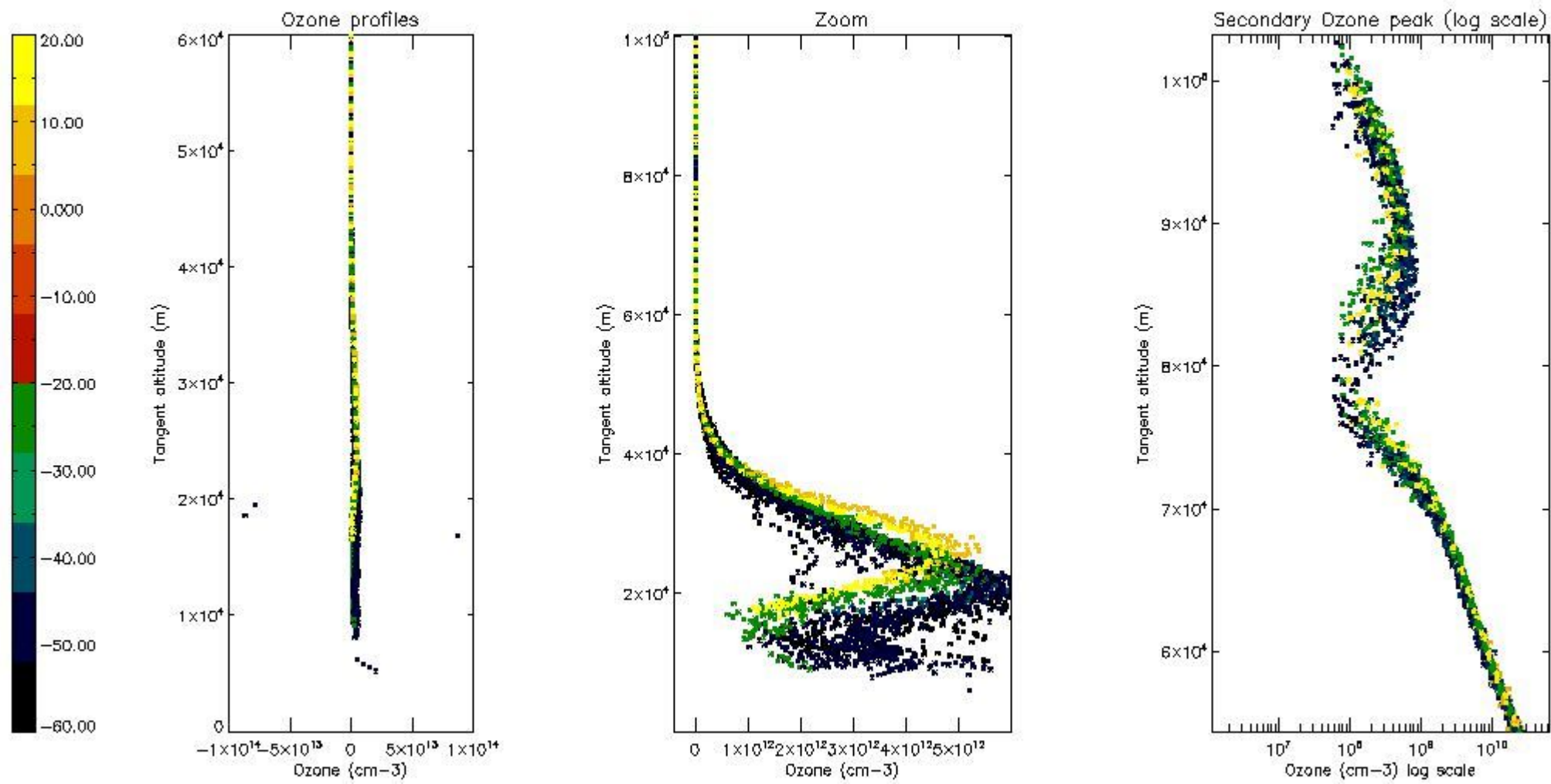
5.3 Plot ozone profiles where STD < 20% (dark without errors)

The colorbar represents the latitude.



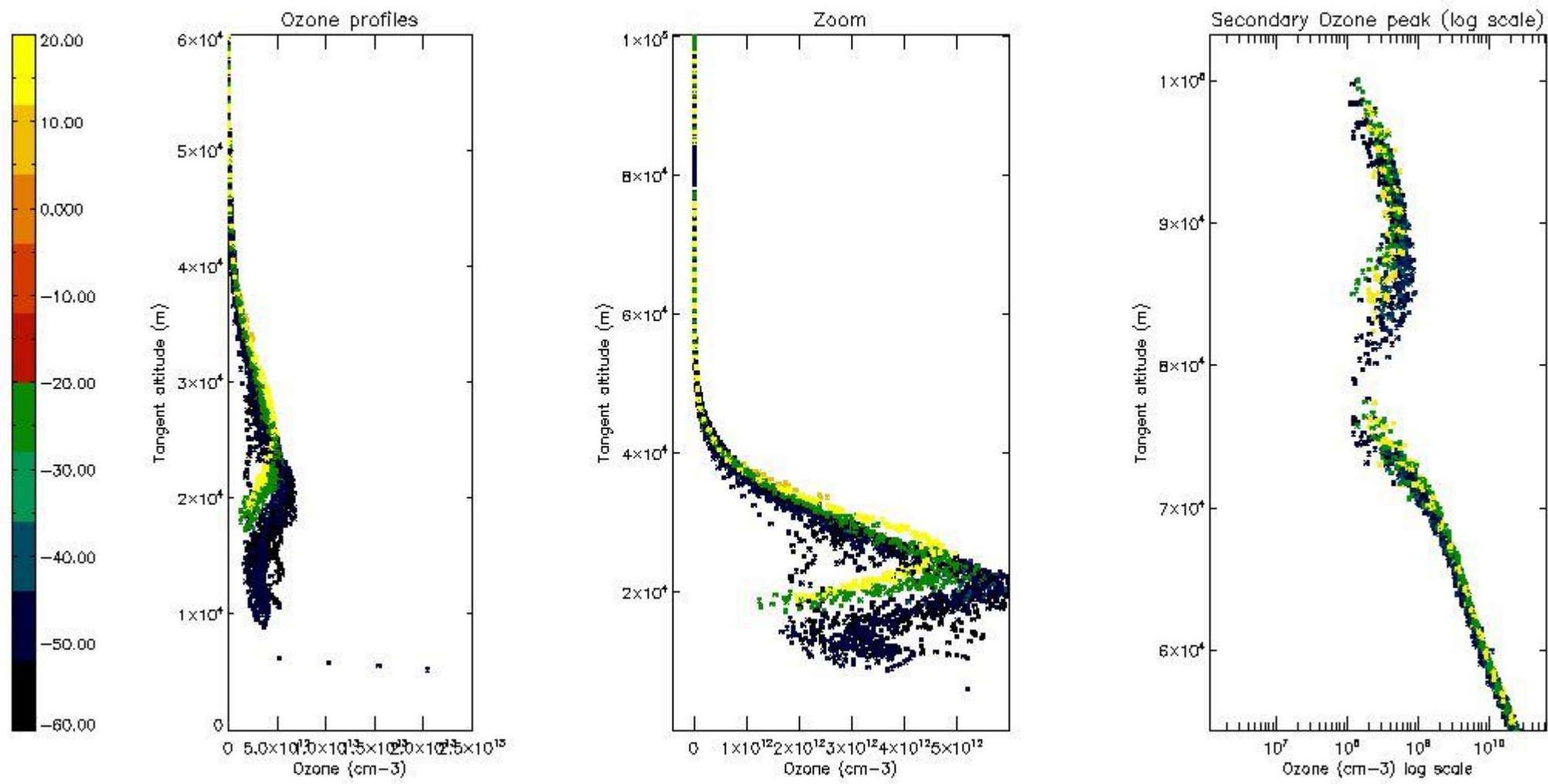
5.4 Plot ozone profiles where STD < 10% (dark without errors)

The colorbar represents the latitude.



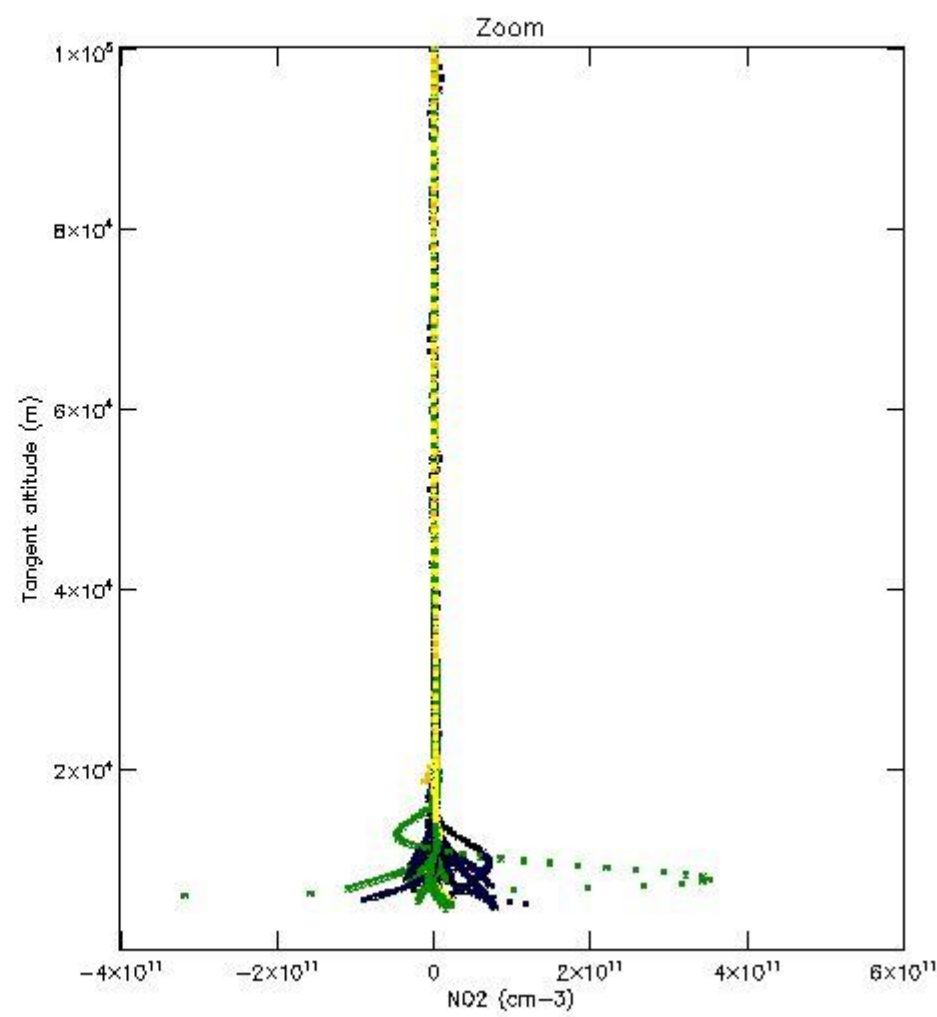
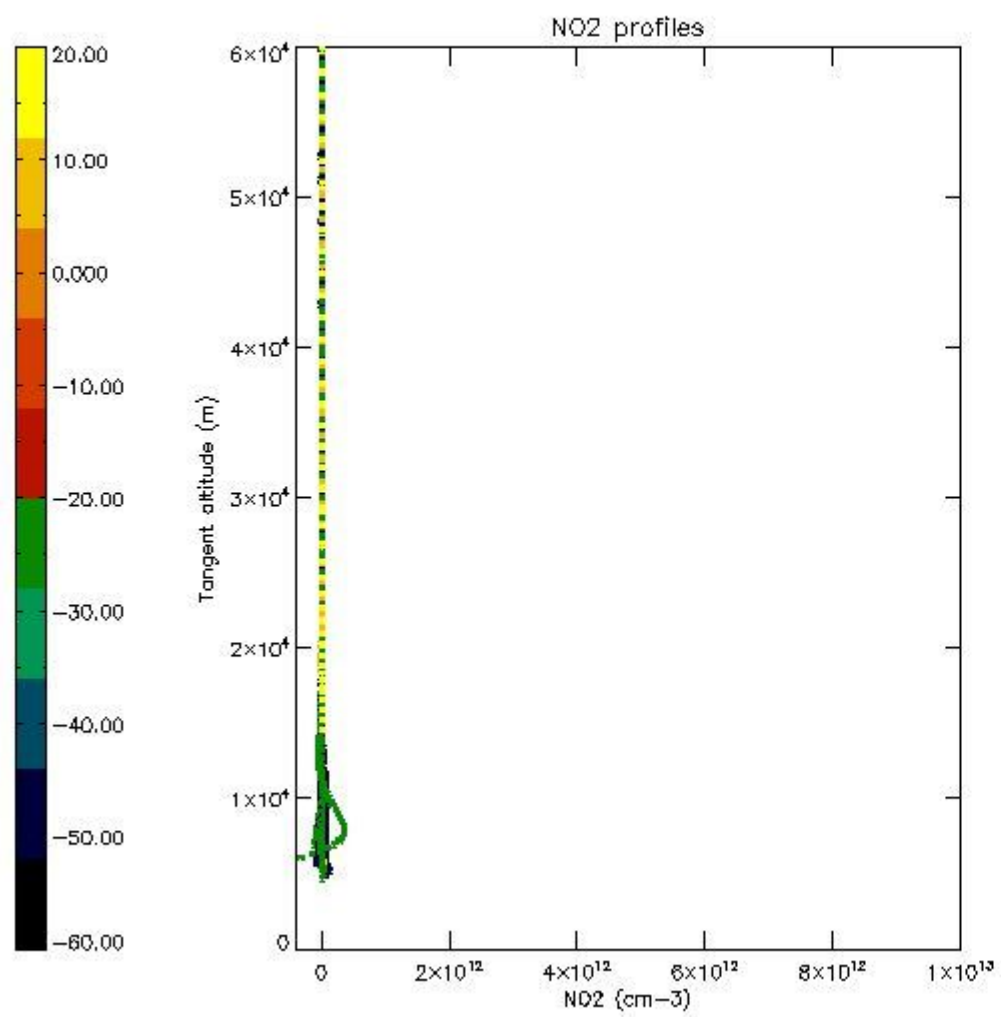
5.5 Plot ozone profiles where STD < 5% (dark without errors)

The colorbar represents the latitude.



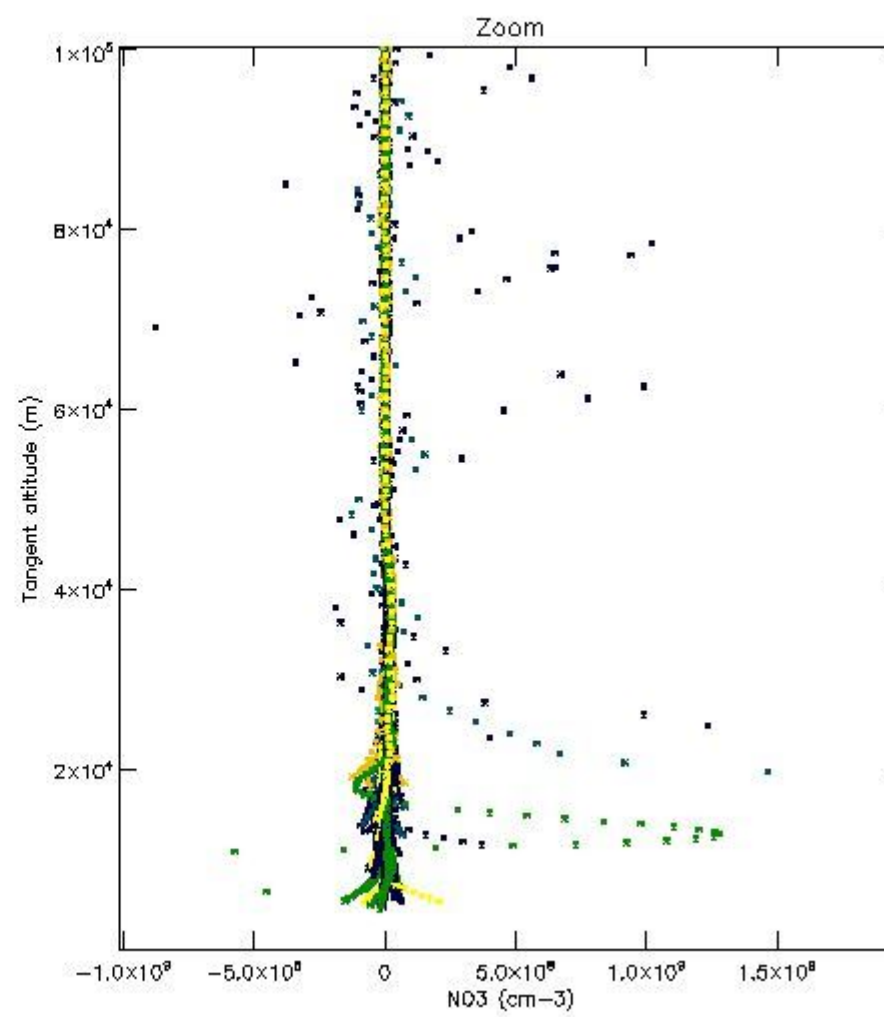
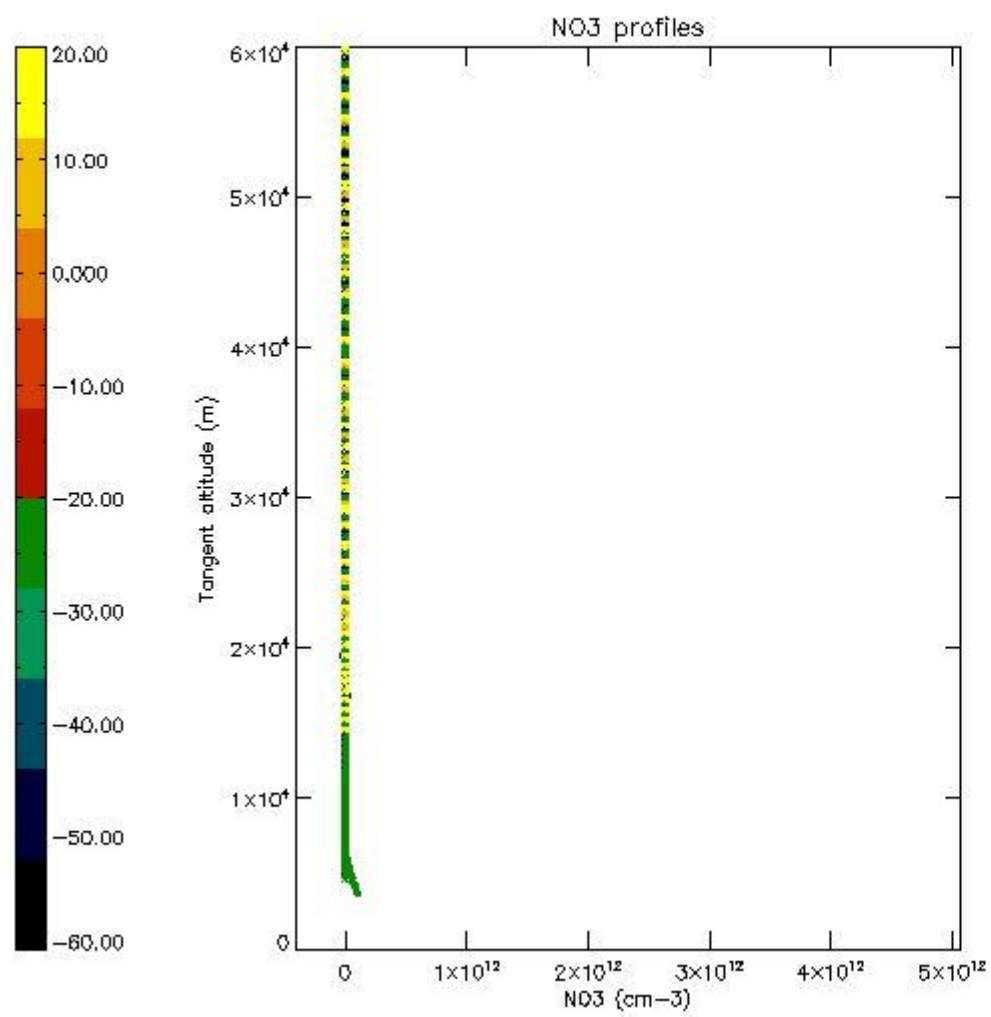
5.6 Plot NO₂ profiles for all STD (dark without errors)

The colorbar represents the latitude.



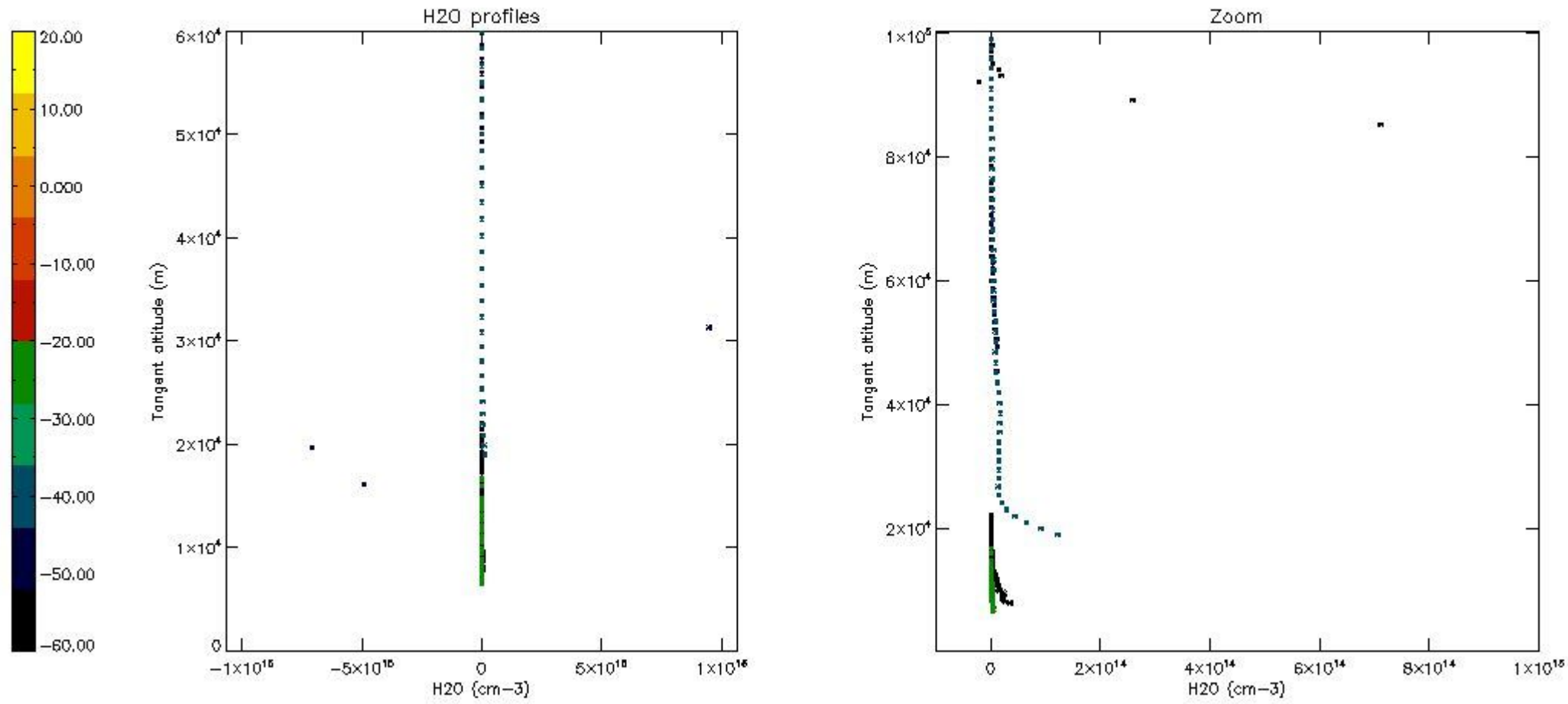
5.7 Plot NO3 profiles for all STD (dark without errors)

The colorbar represents the latitude.



5.8 Plot H2O profiles for all STD (only for occultations of stars 1,2,3,4,13,14,16,26,63 dark without errors)

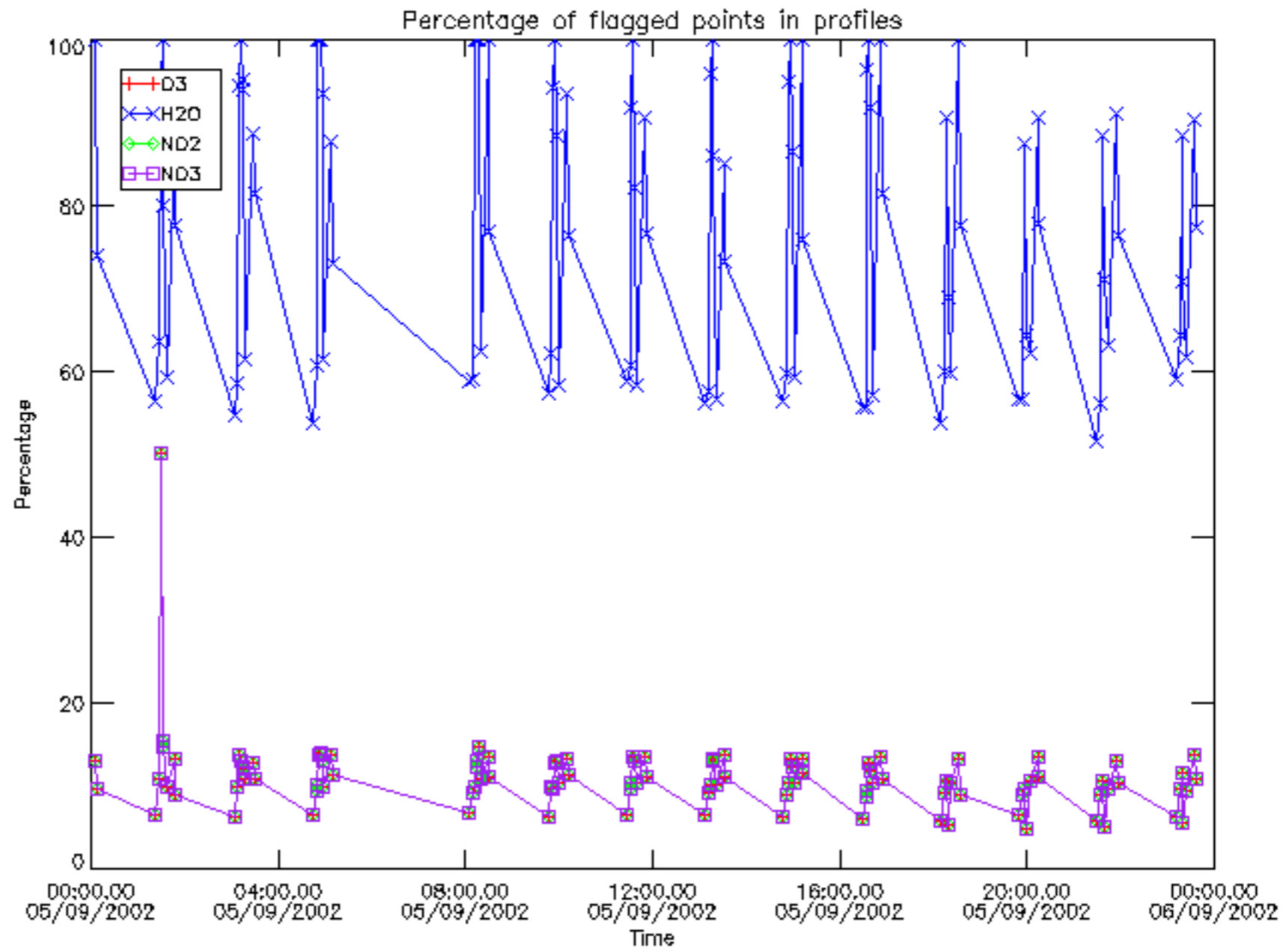
The colorbar represents the latitude.



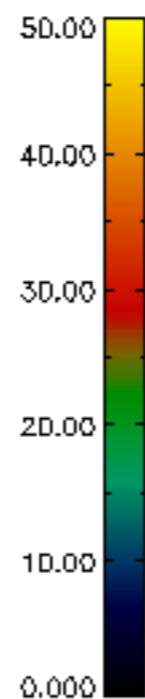
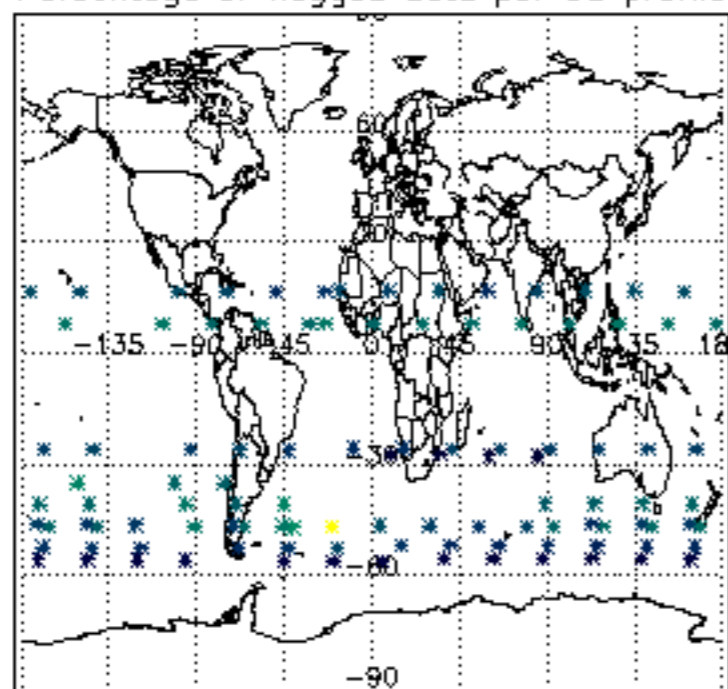
6. Auxiliary Data Files used for the production reported in section 2

The number reported in the third column indicates since which file (see list in section 2) the corresponding auxiliary file has been used. The fourth column is the date of those product files.

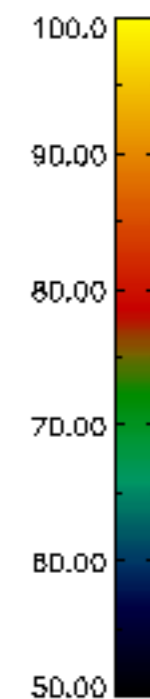
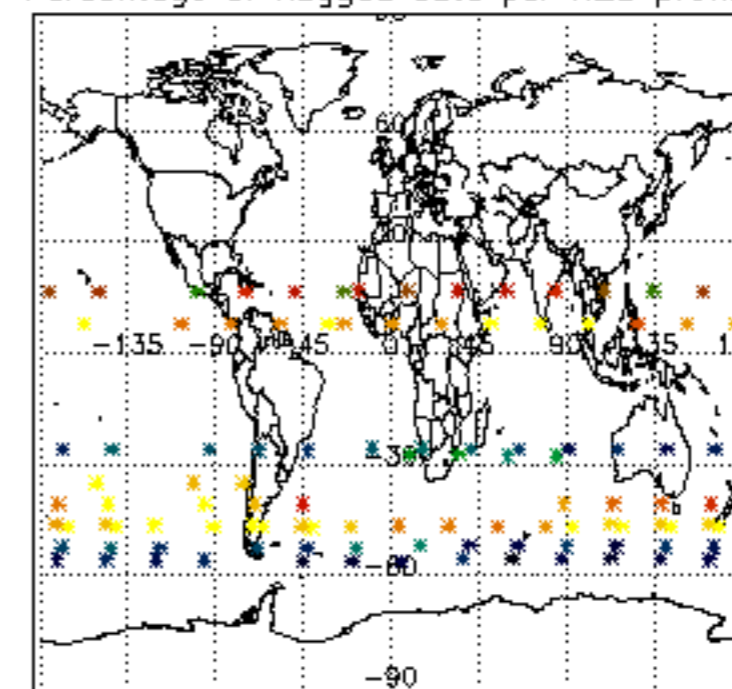
Type	Auxiliary Filename	Used since product	Used since product date
INST_PHYS_CHARACTERISTICS	GOM_INS_AXNIEC20050627_150440_20020301_000000_20100101_000000	1	05-SEP-2002 00:06:23
LEVEL-2_PROC_CONFIG	GOM_PR2_AXVIEC20091111_152718_20020301_000000_20500101_000000	1	05-SEP-2002 00:06:23
CROSS_SECTIONS_FILE	GOM_CRS_AXVIEC20091111_154832_20020301_000000_20500101_000000	1	05-SEP-2002 00:06:23



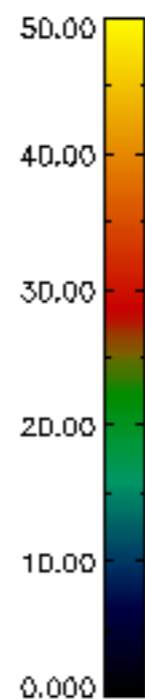
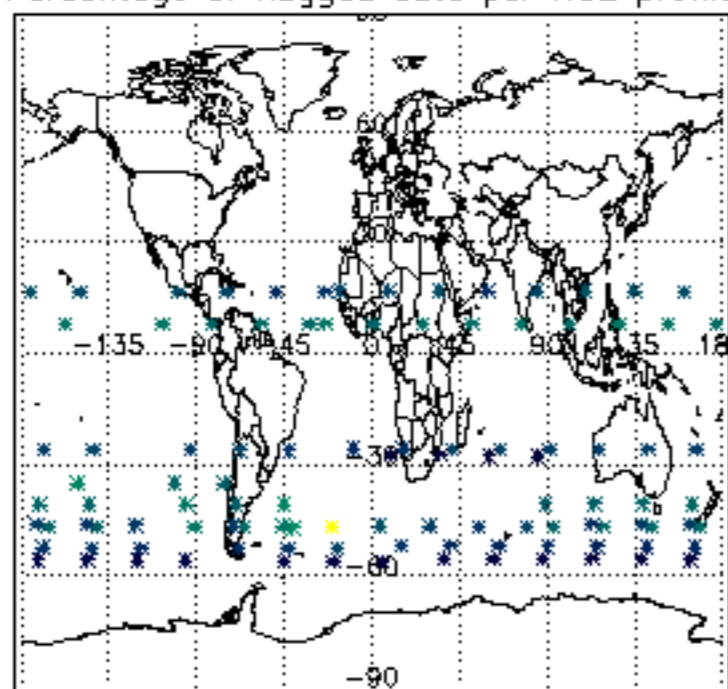
Percentage of flagged data per D3 profile



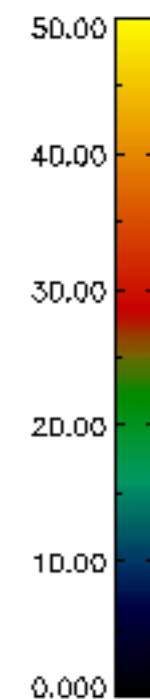
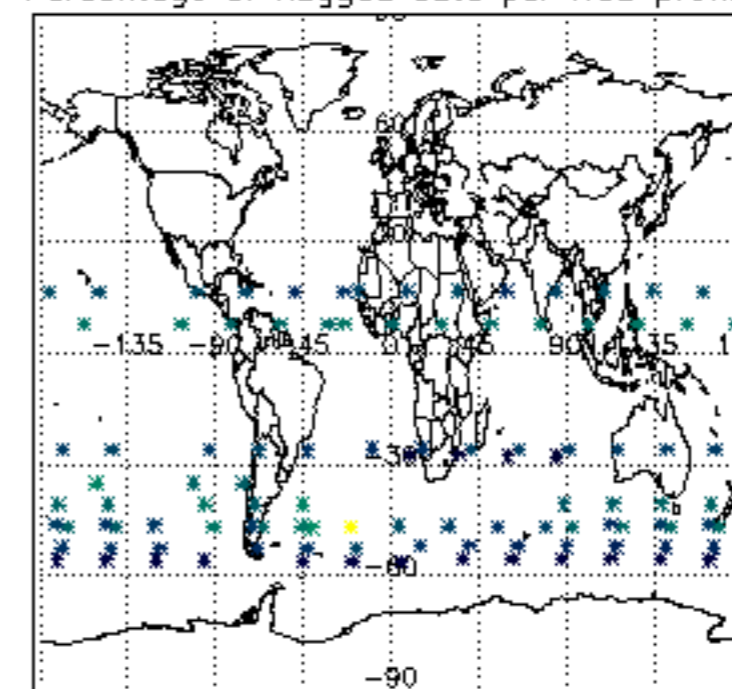
Percentage of flagged data per H2O profile

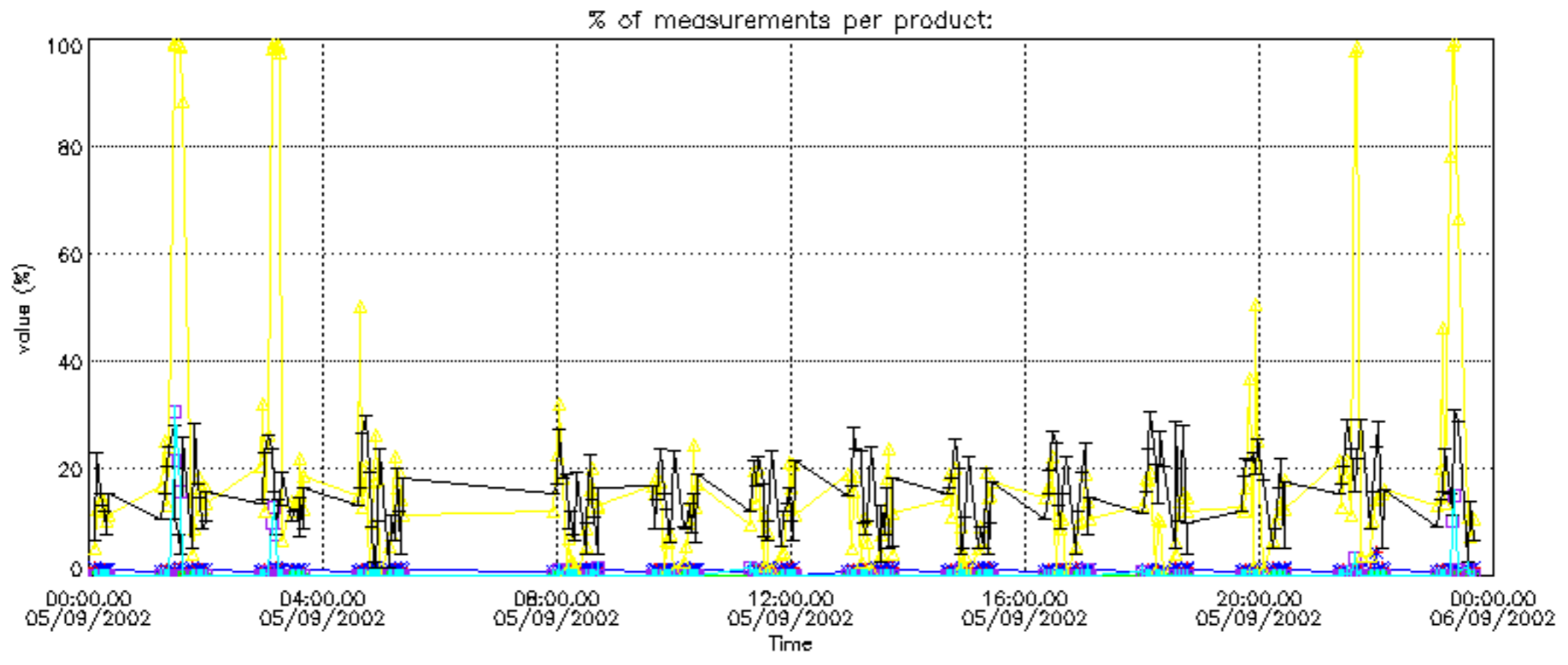


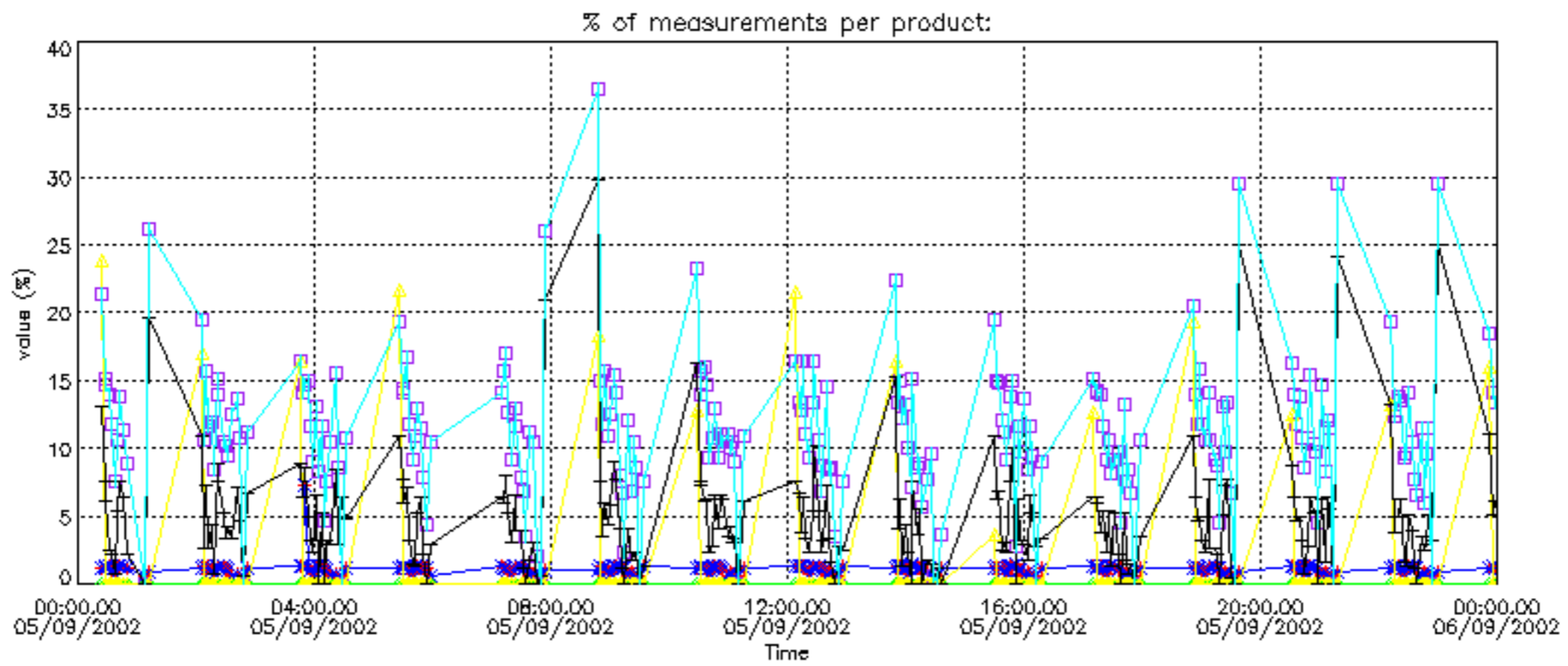
Percentage of flagged data per NO2 profile



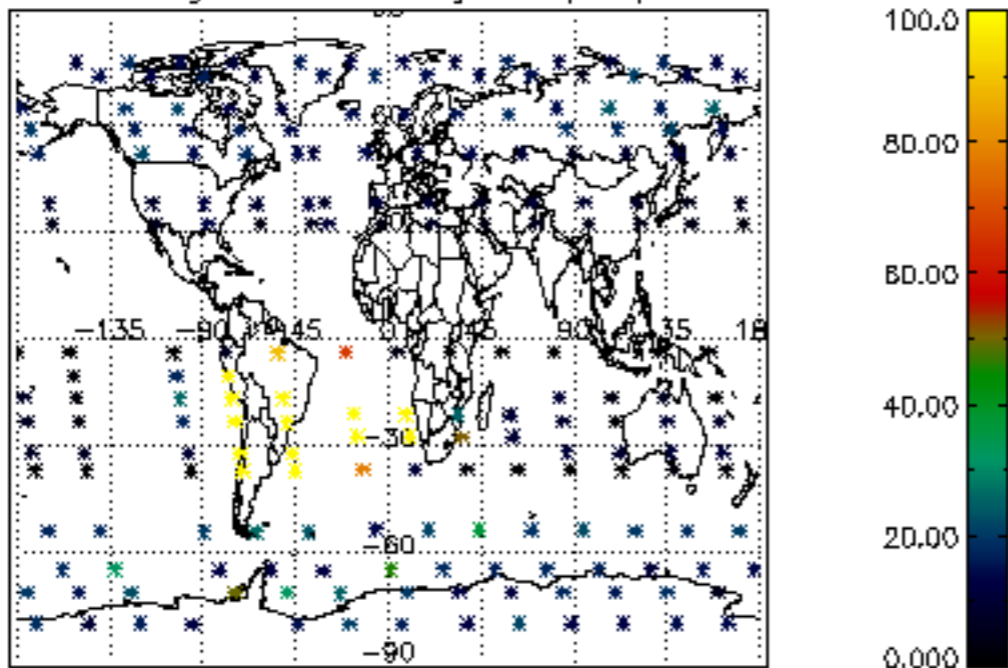
Percentage of flagged data per NO3 profile



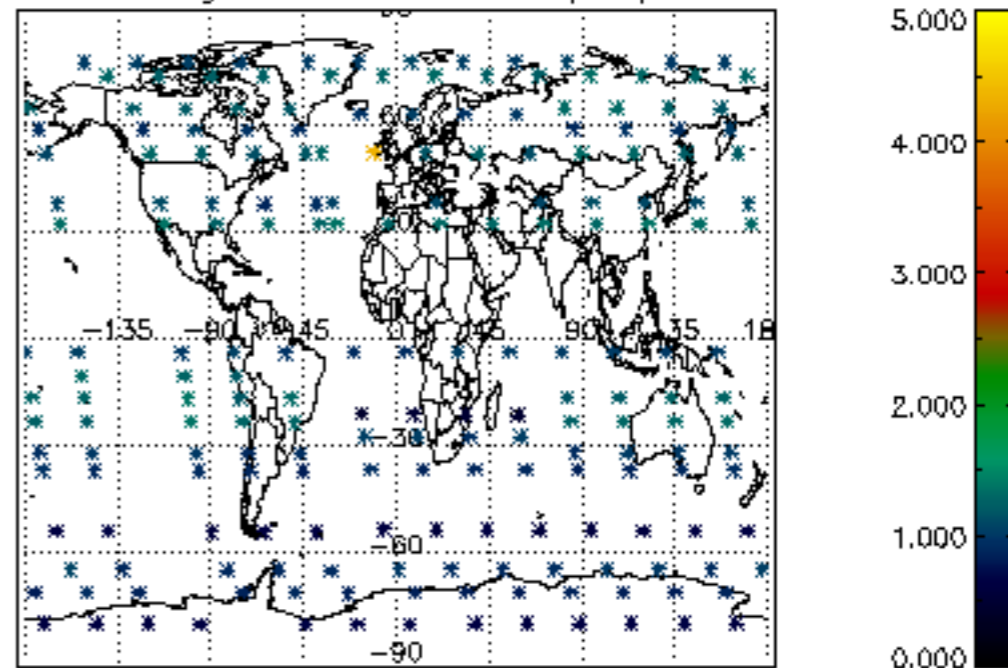




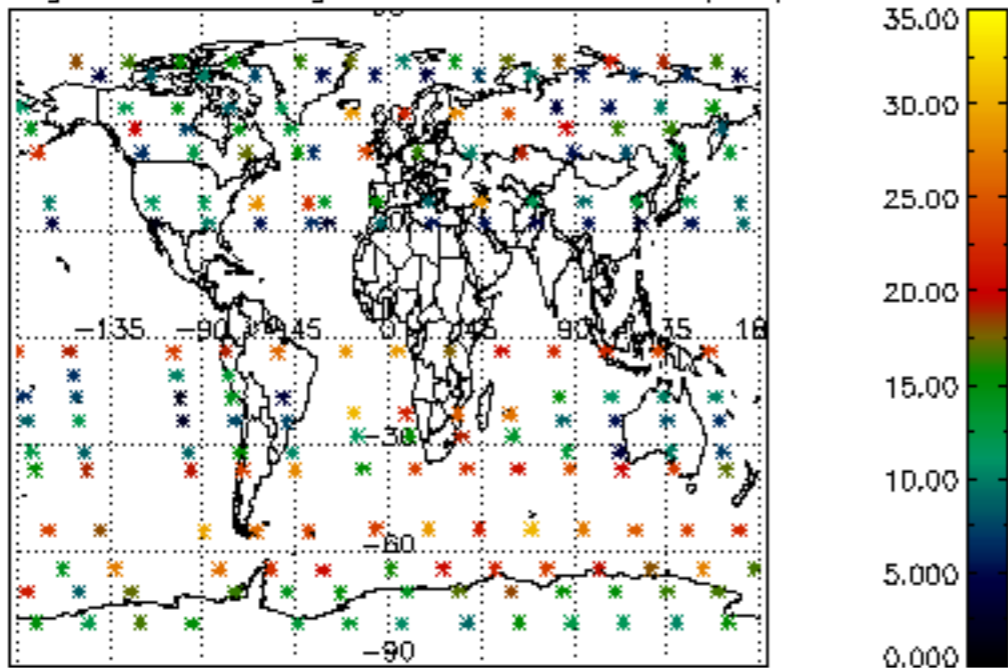
Percentage of cosmic ray hits per profile



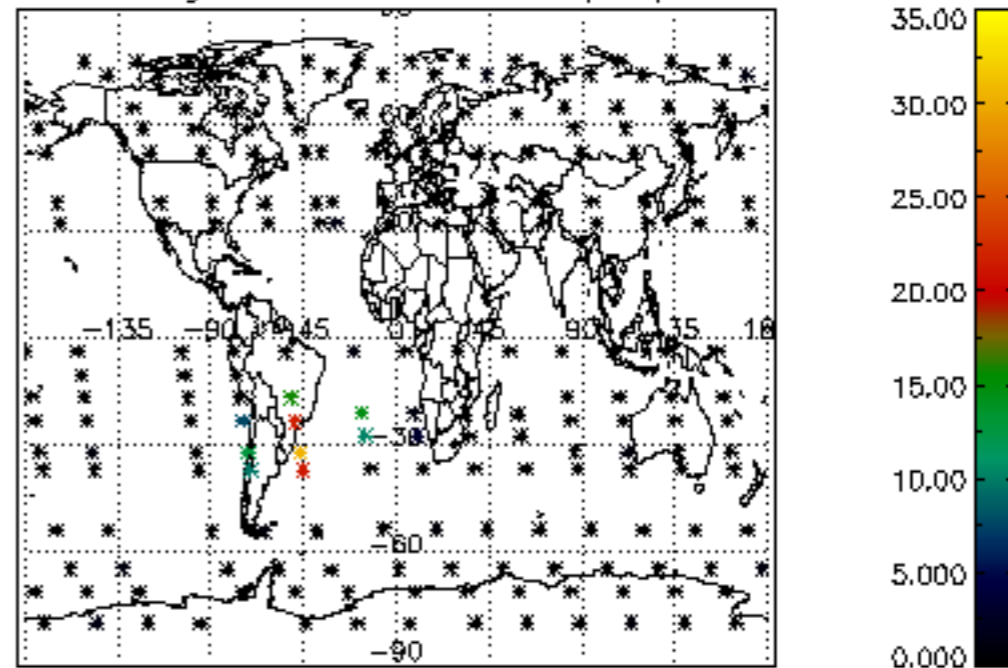
Percentage of datation errors per profile



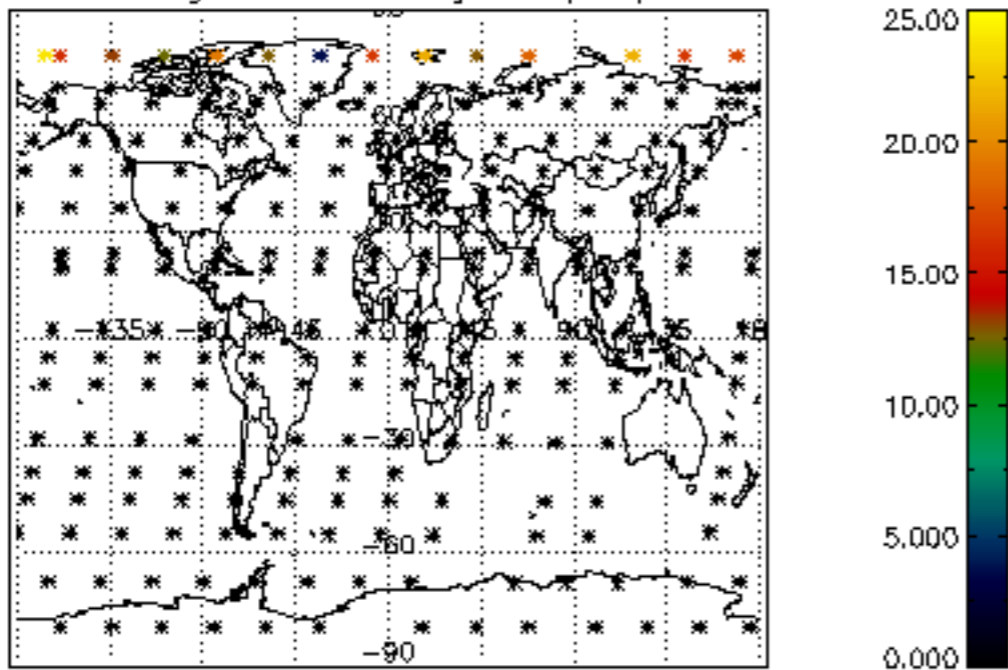
Percentage of star falling outside central band per profile



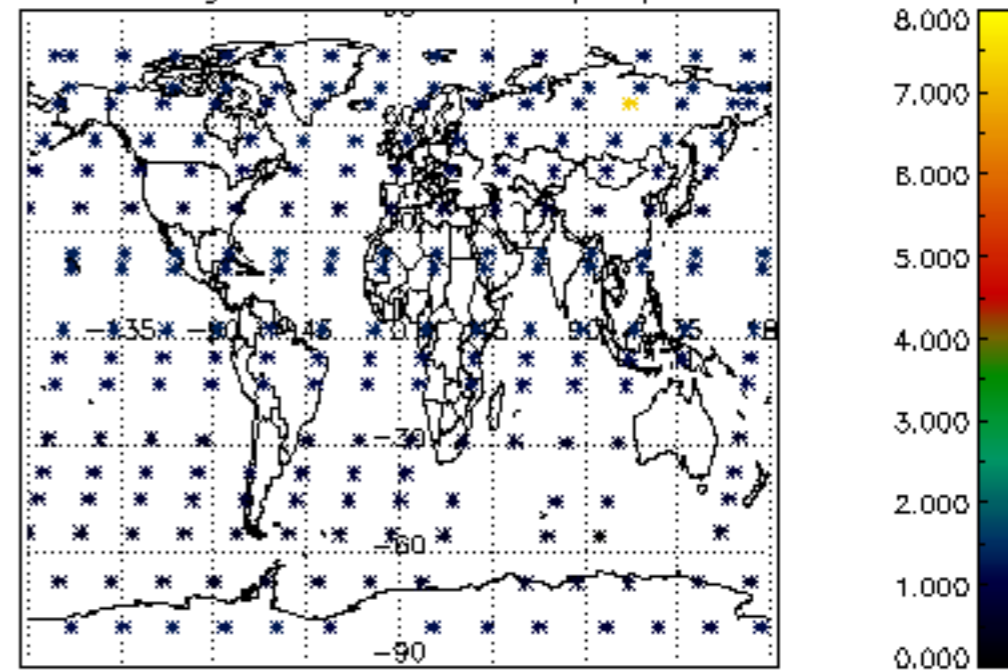
Percentage of saturation errors per profile



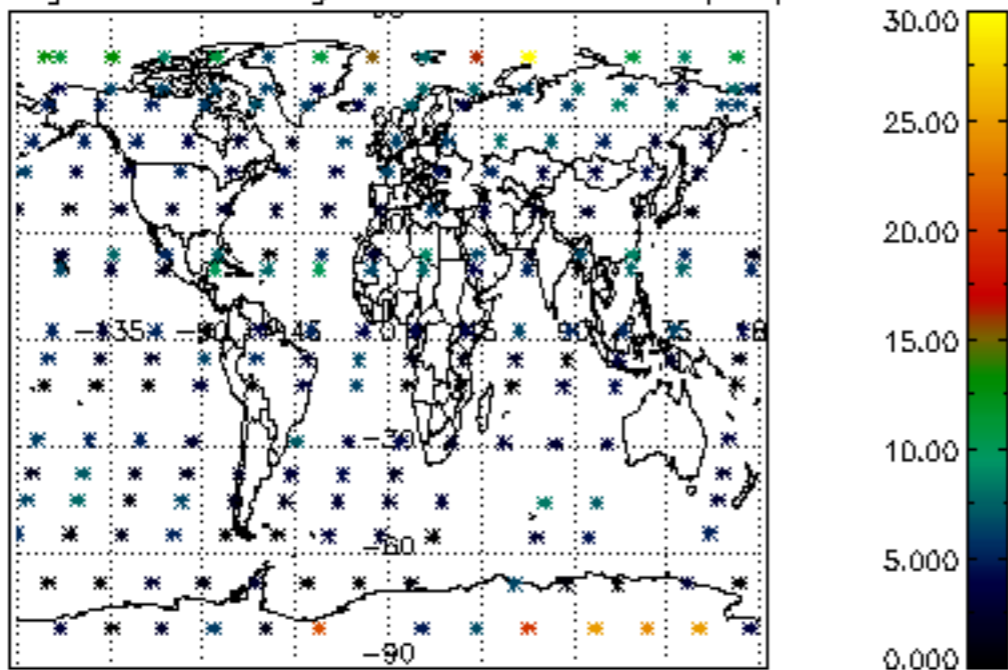
Percentage of cosmic ray hits per profile



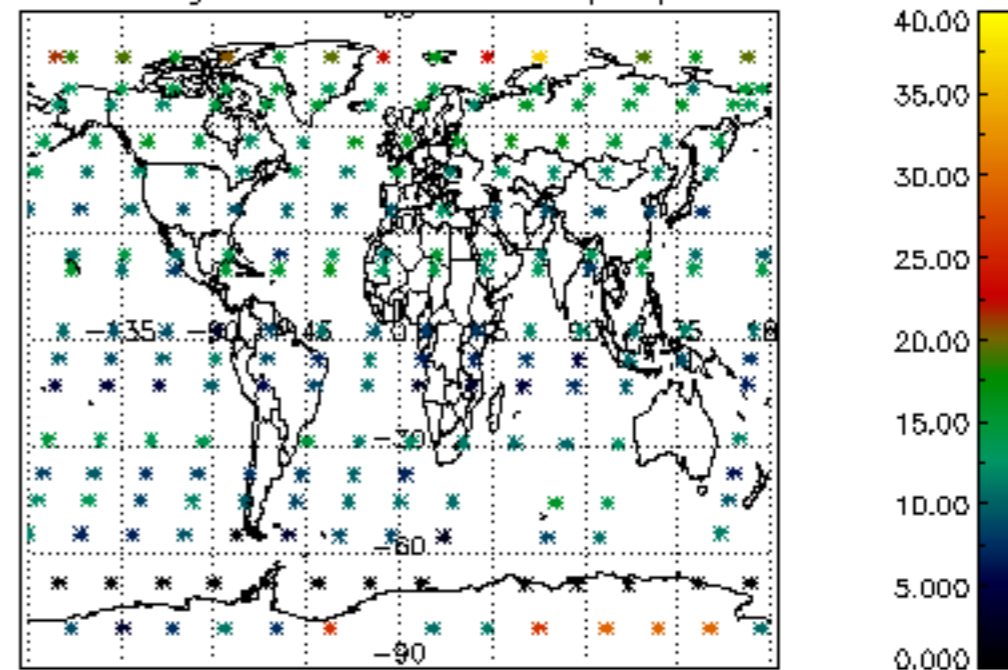
Percentage of datation errors per profile

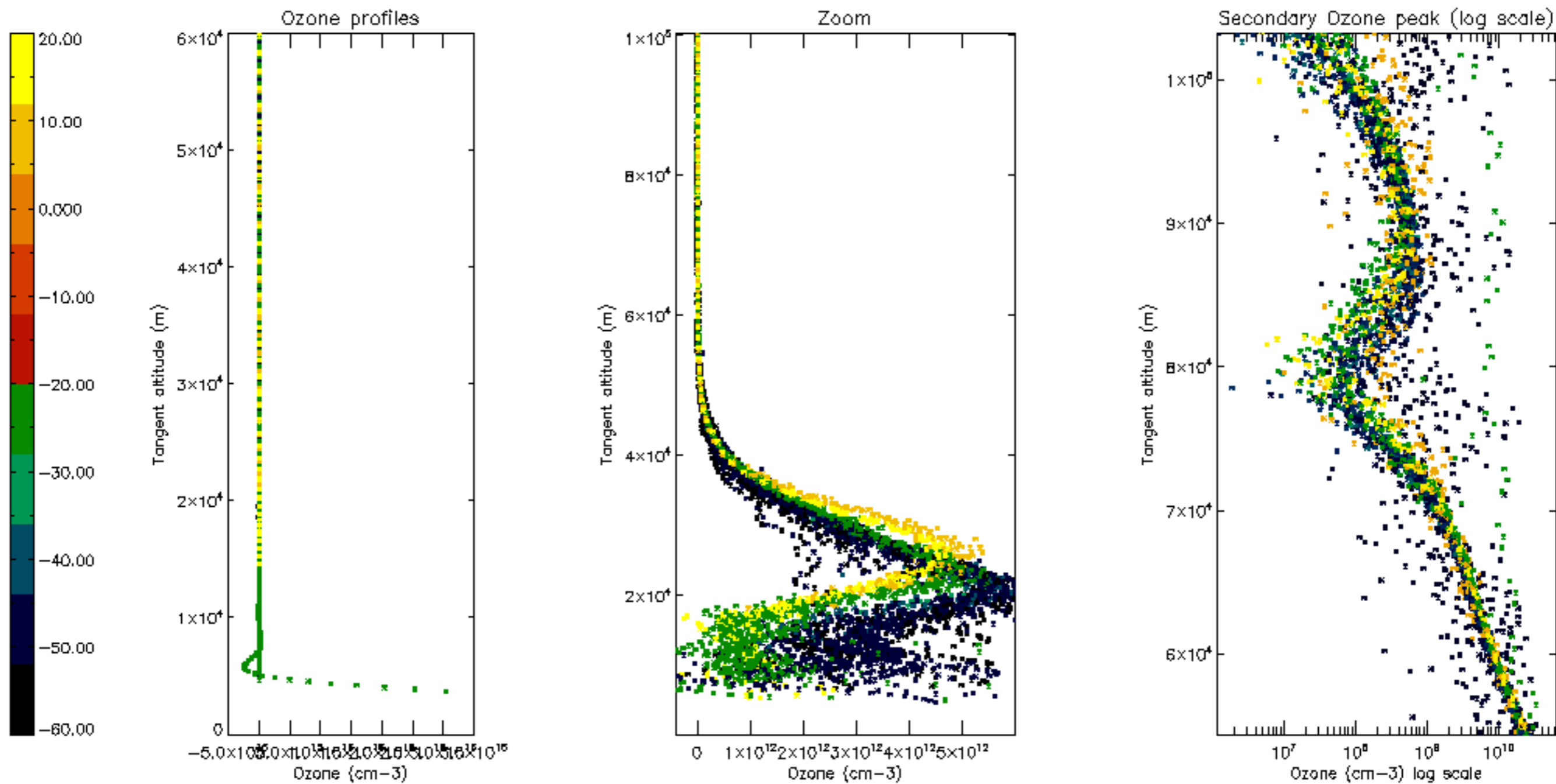


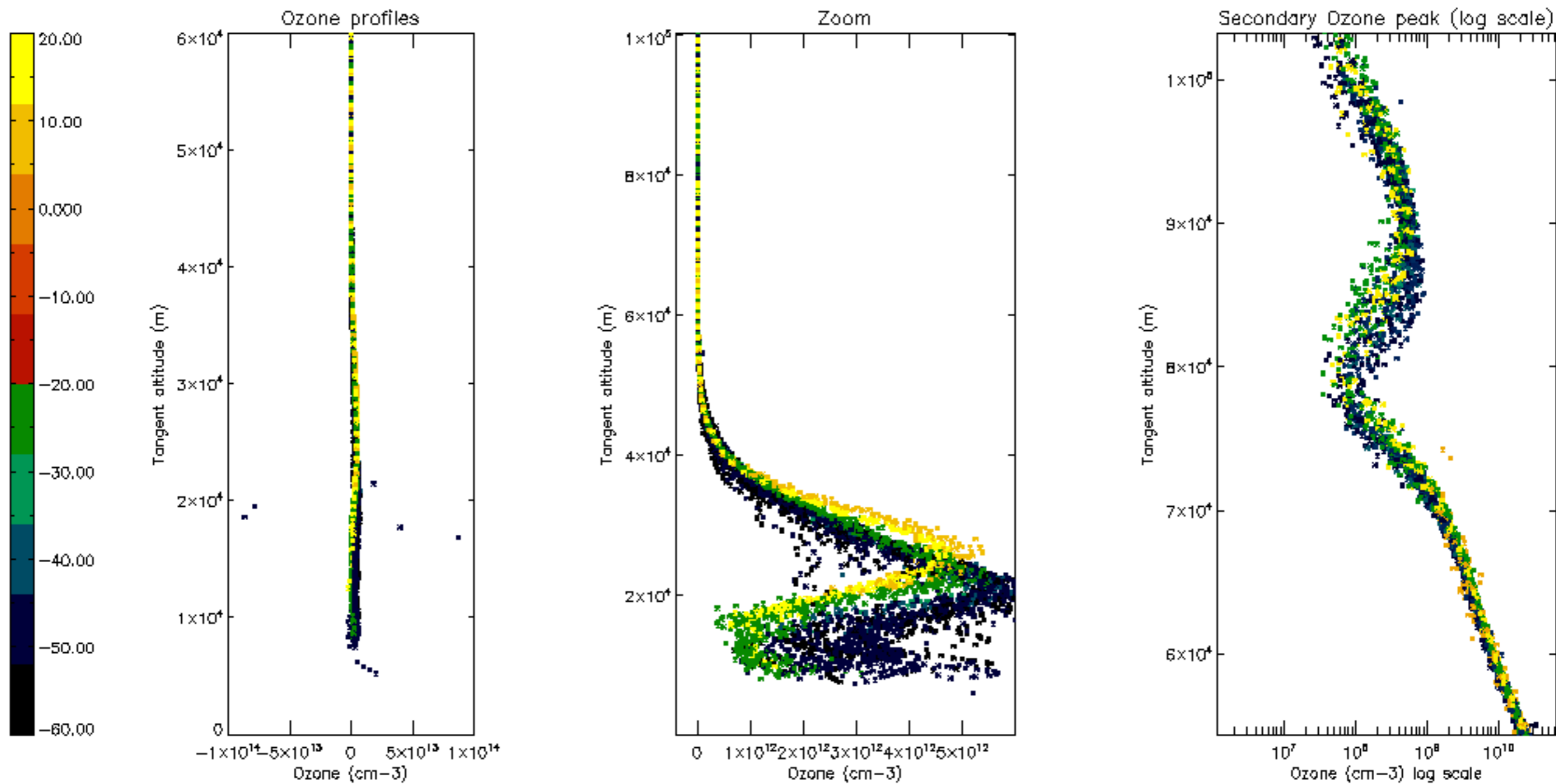
Percentage of star falling outside central band per profile

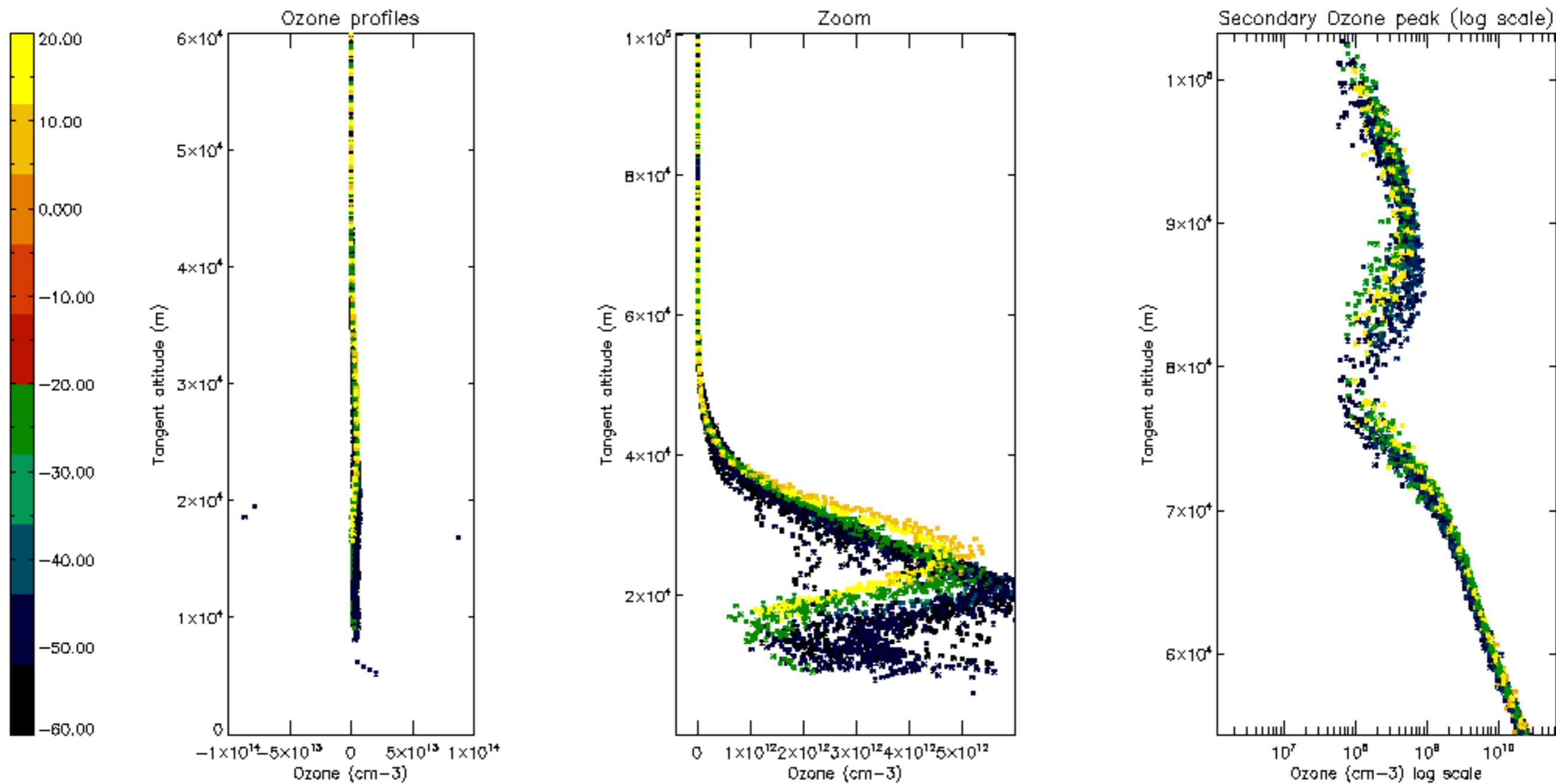


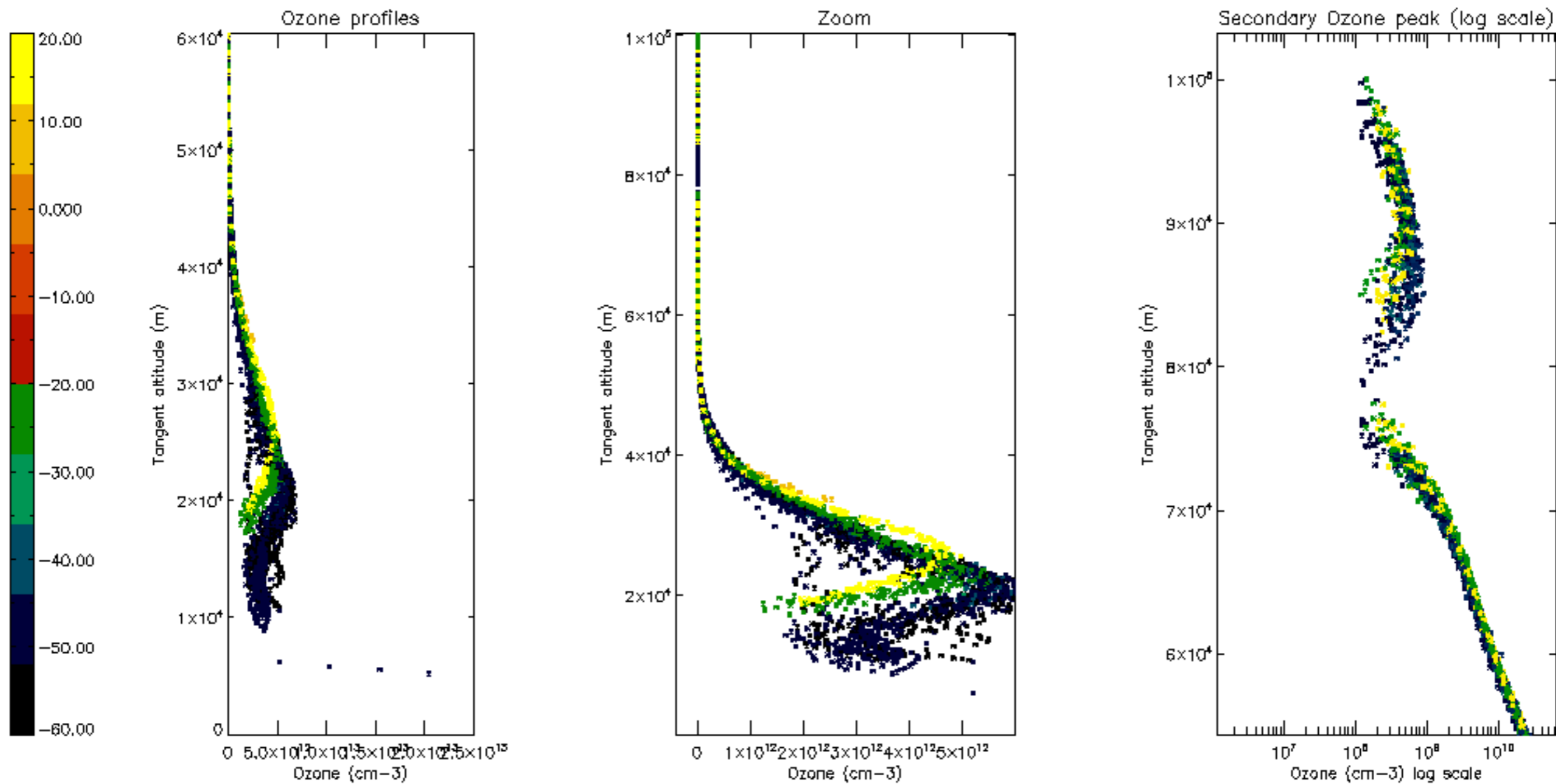
Percentage of saturation errors per profile

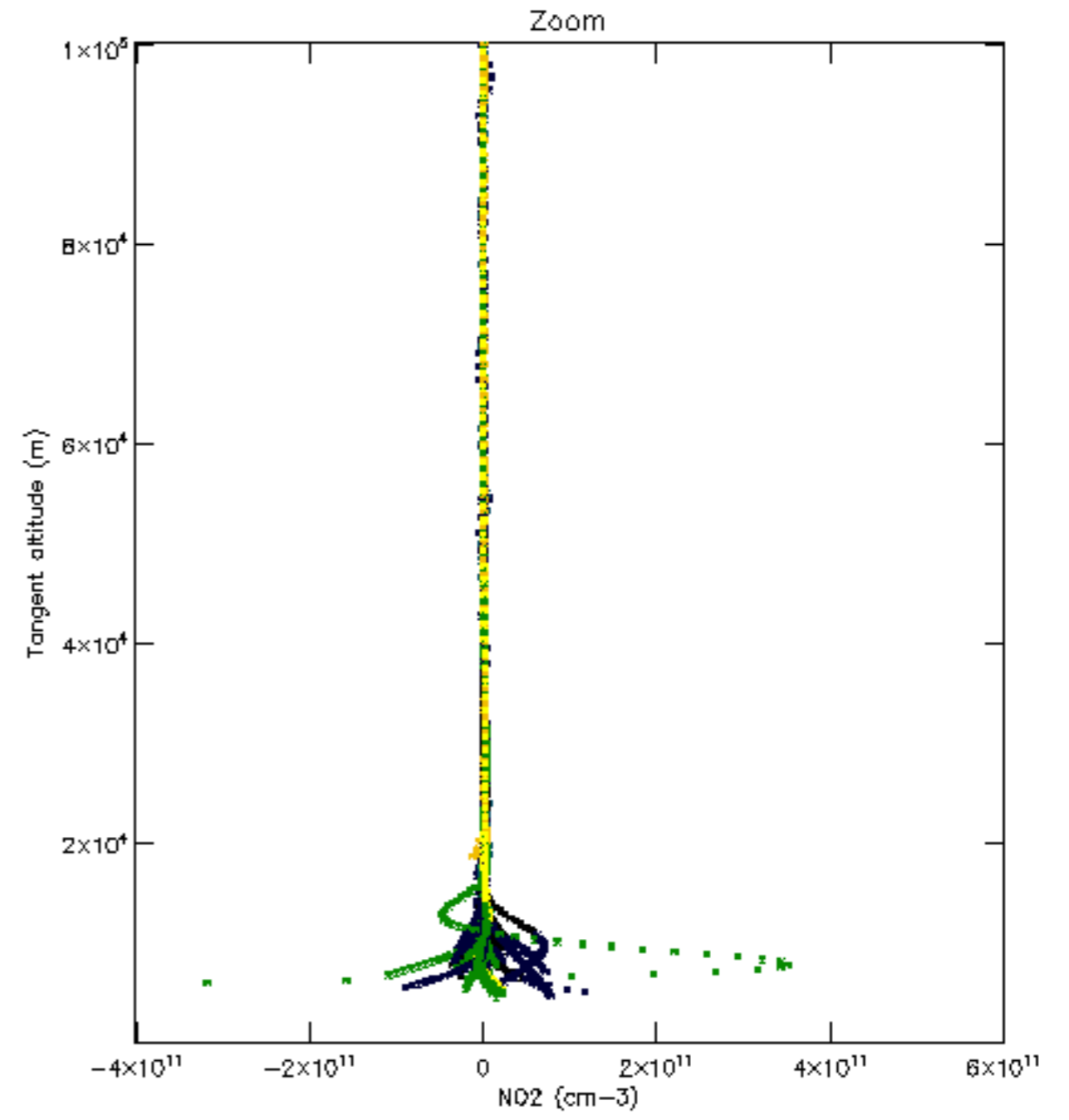
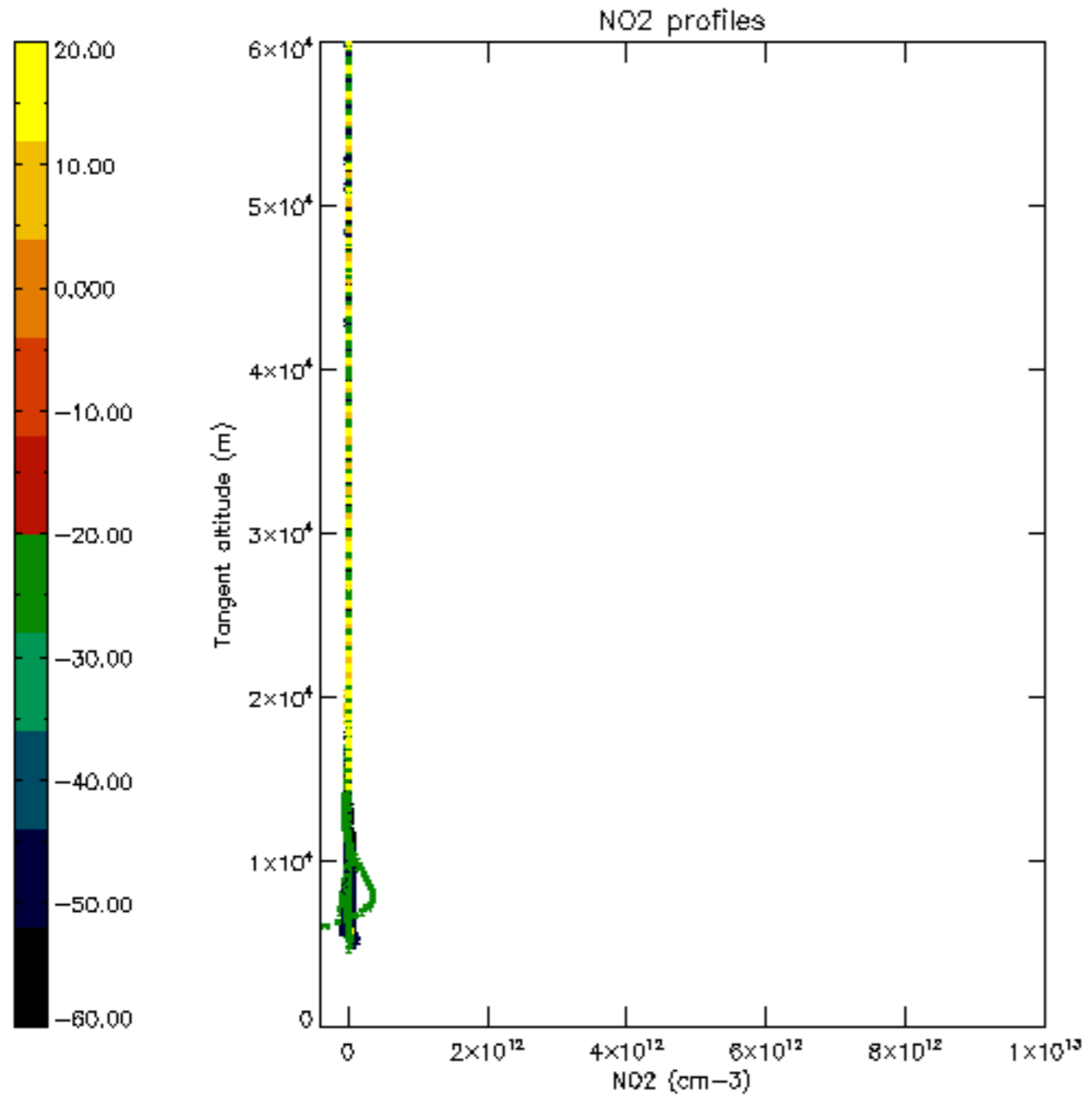


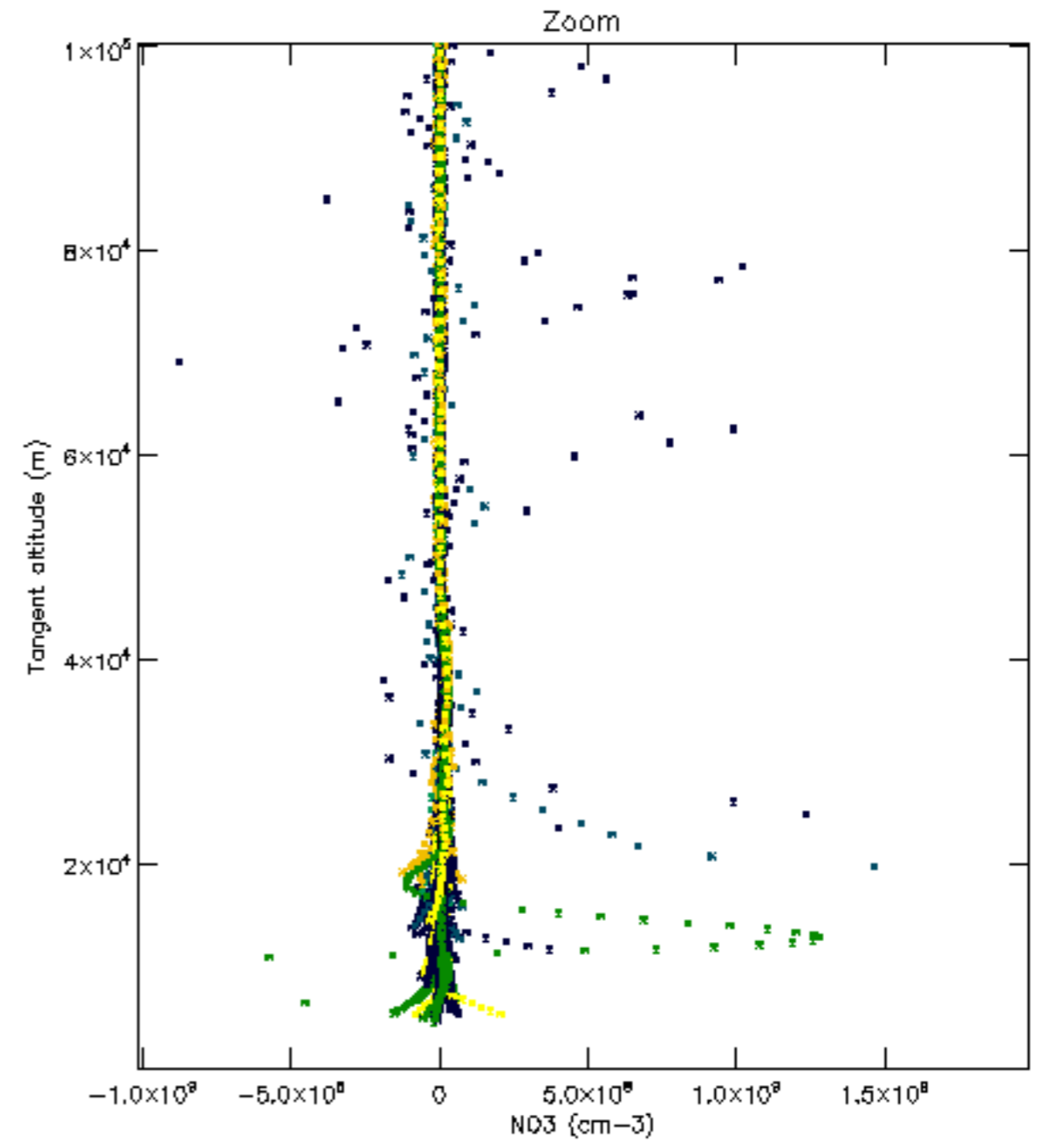
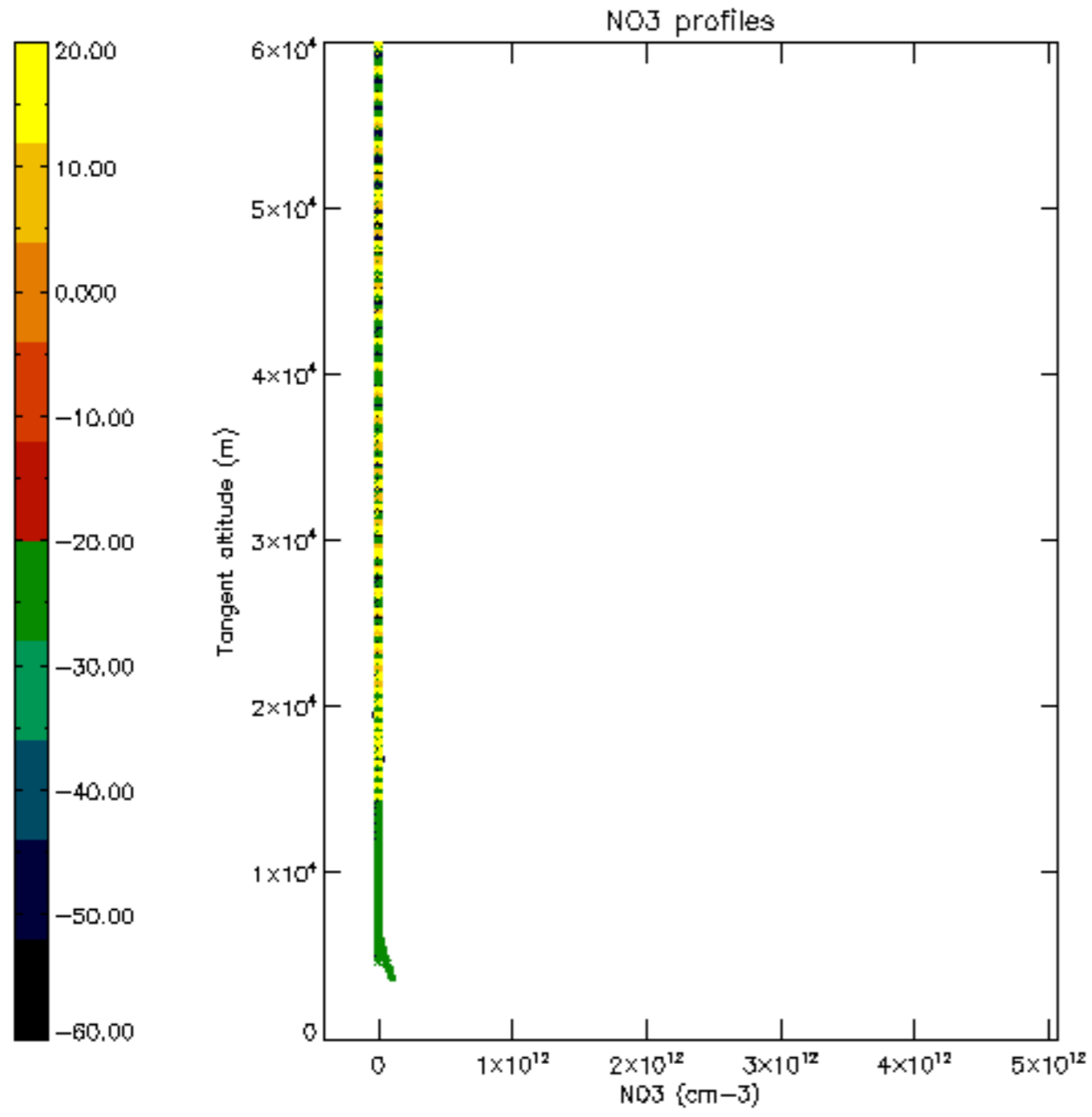


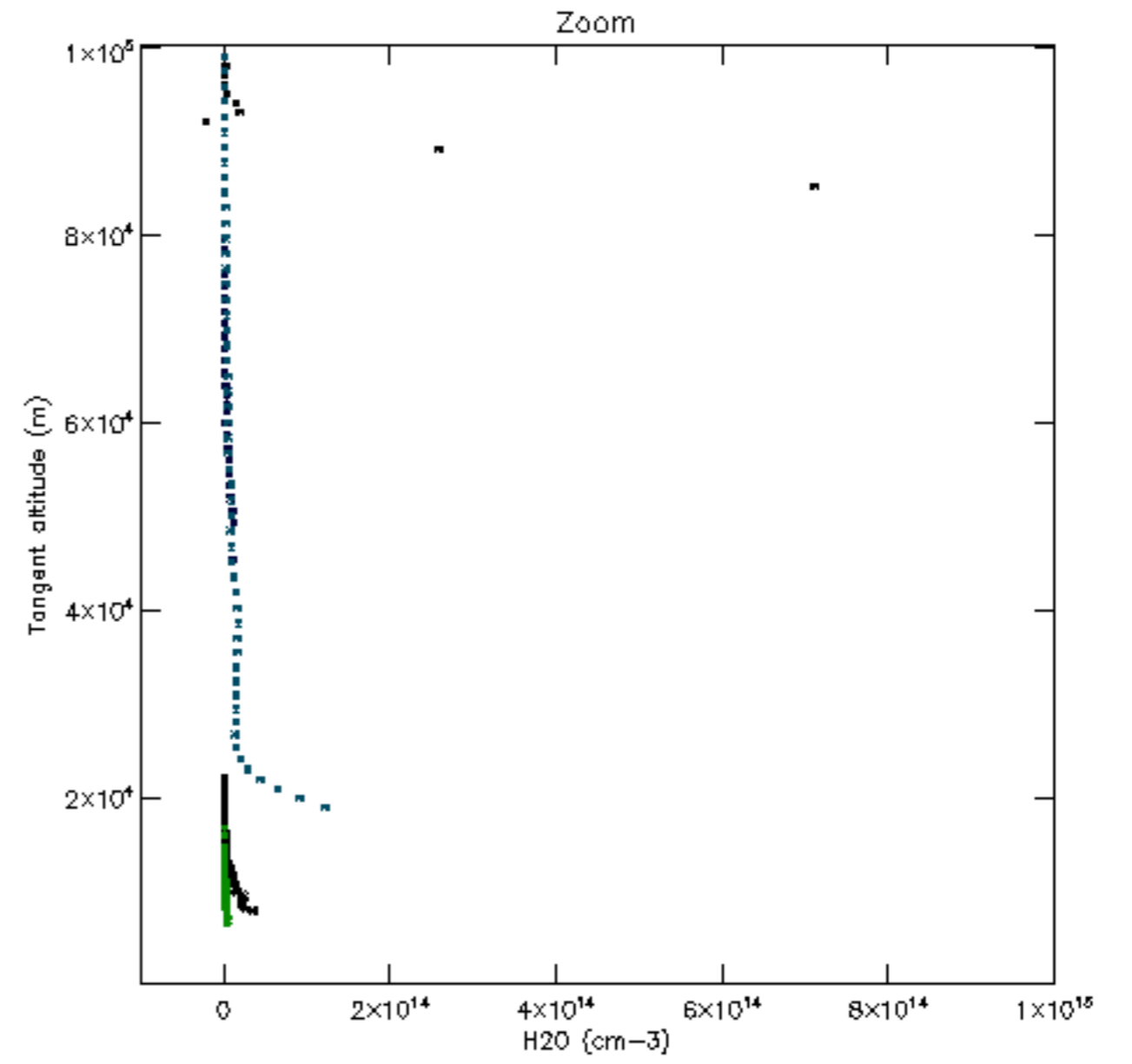
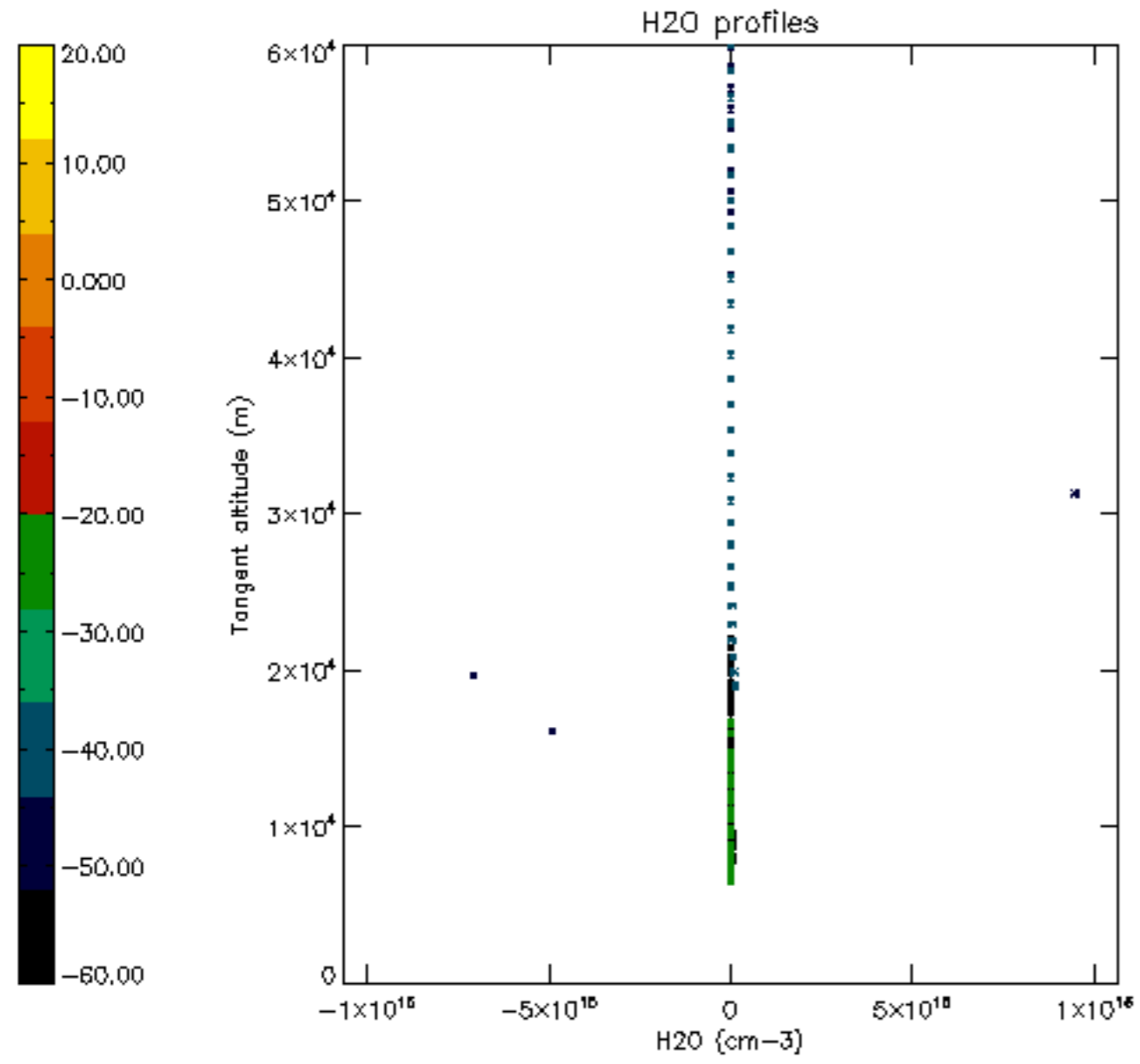


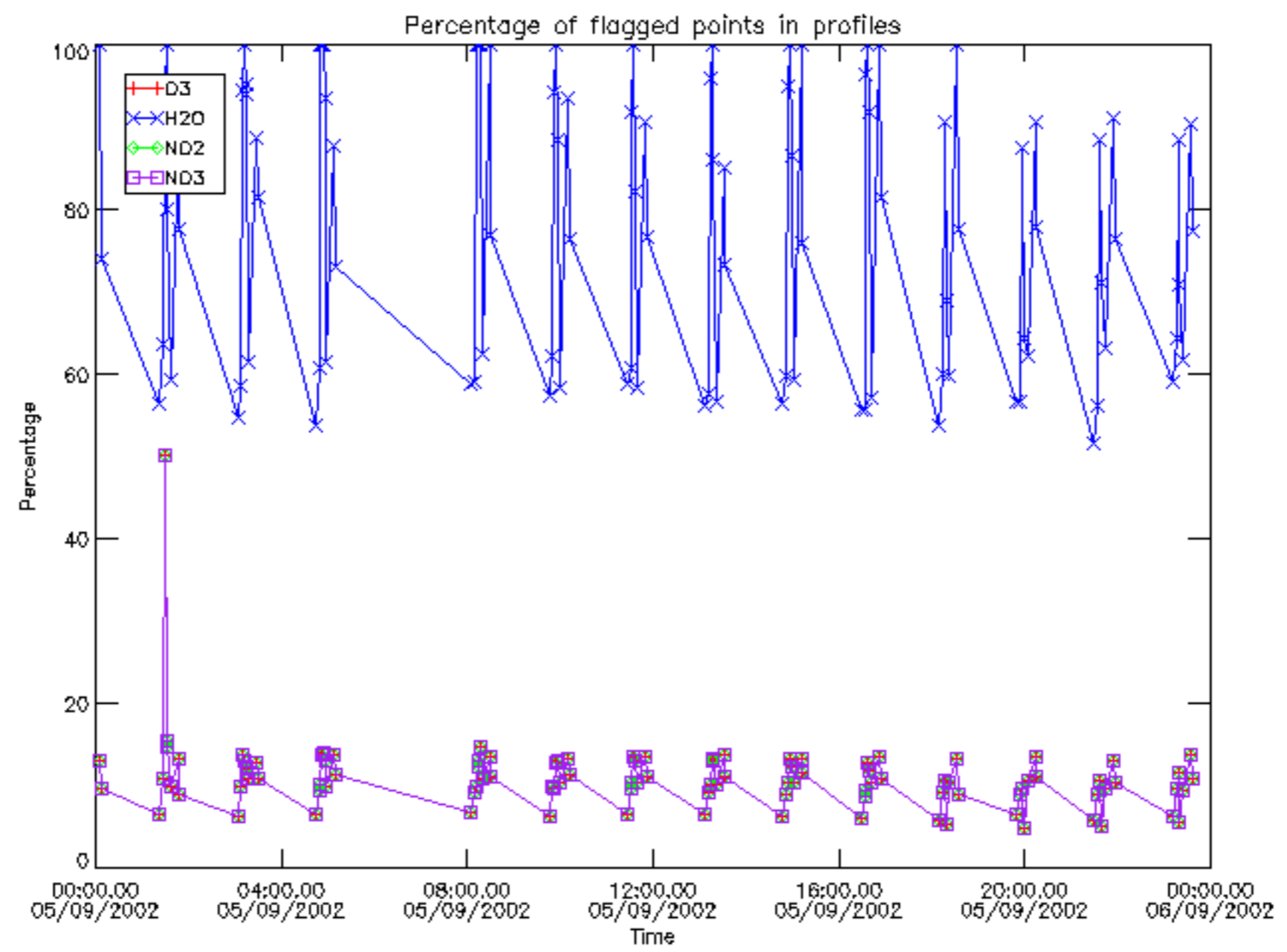




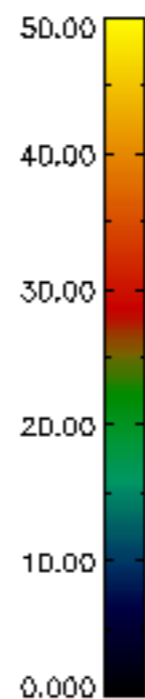
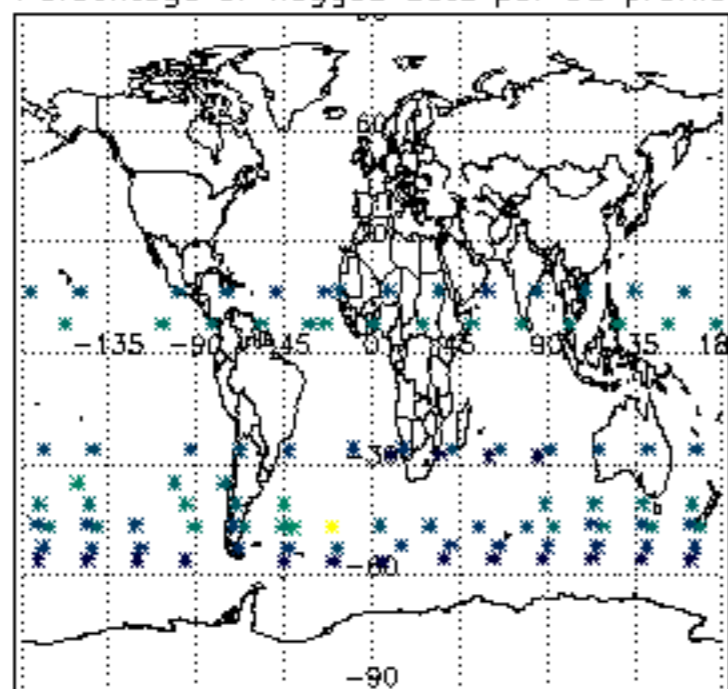




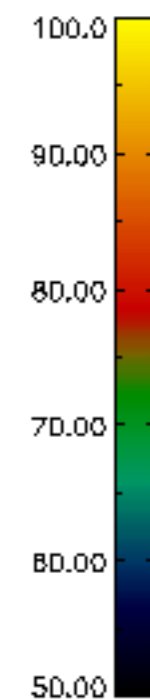
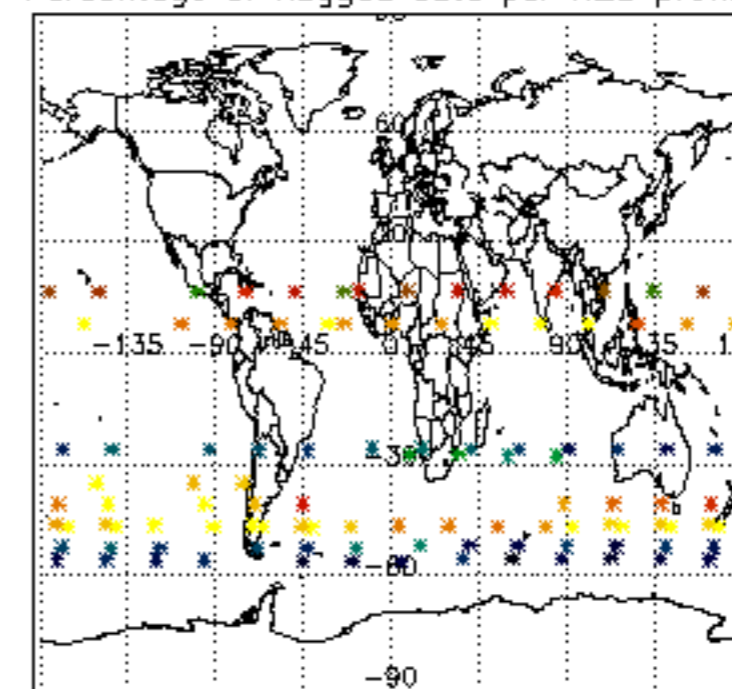




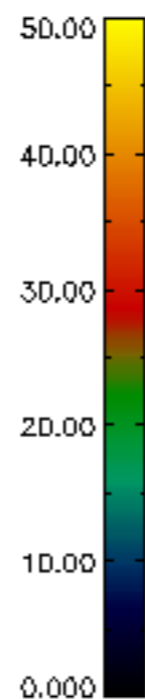
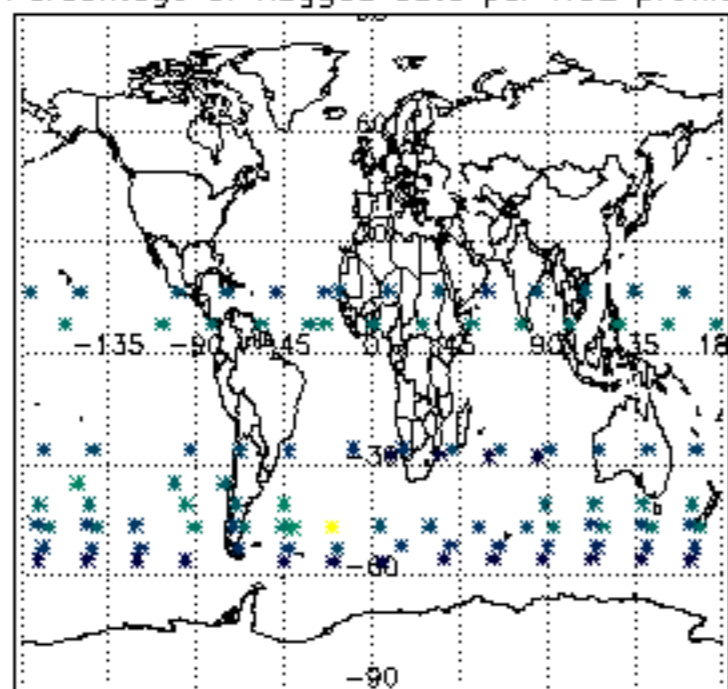
Percentage of flagged data per D3 profile



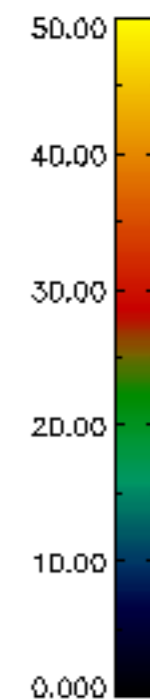
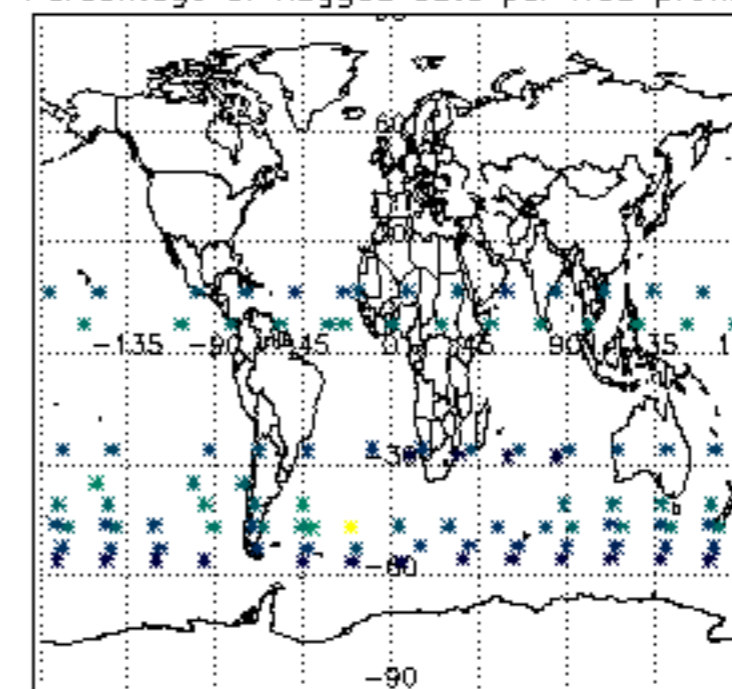
Percentage of flagged data per H2O profile

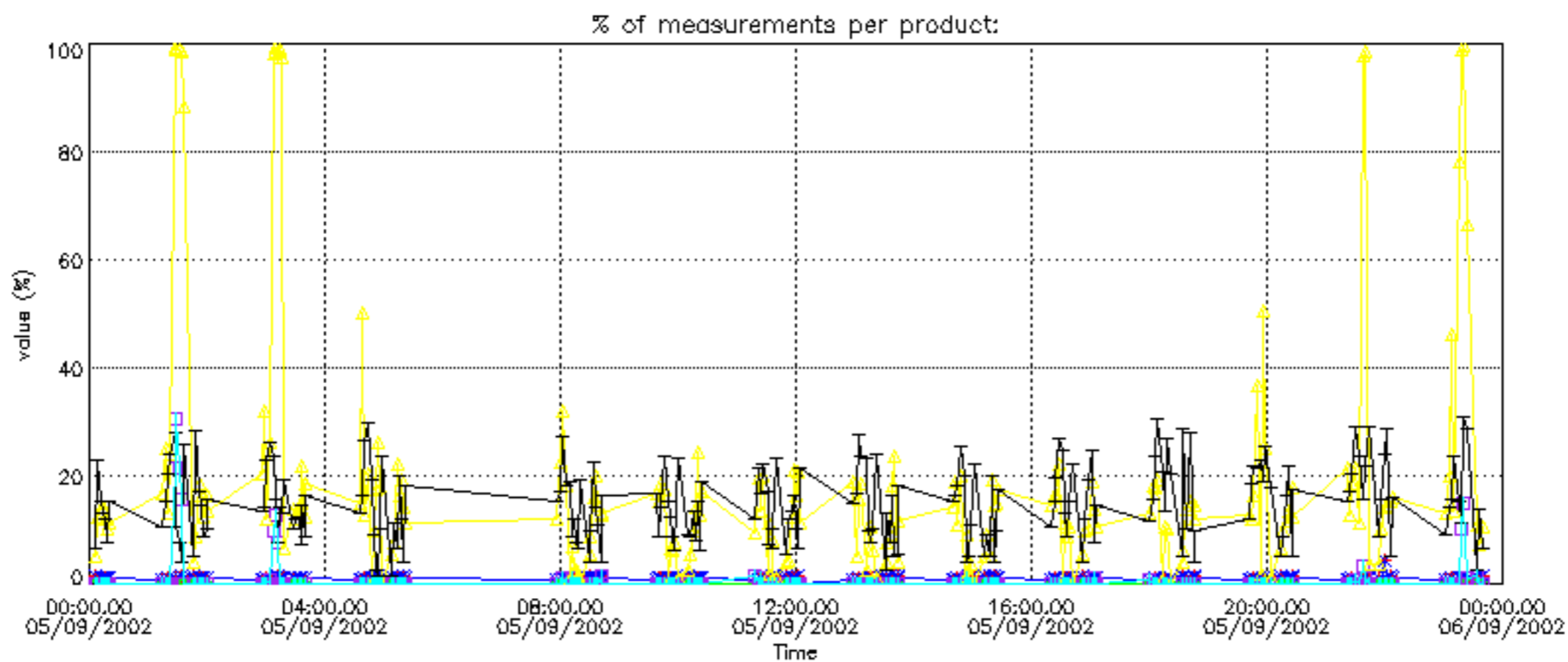


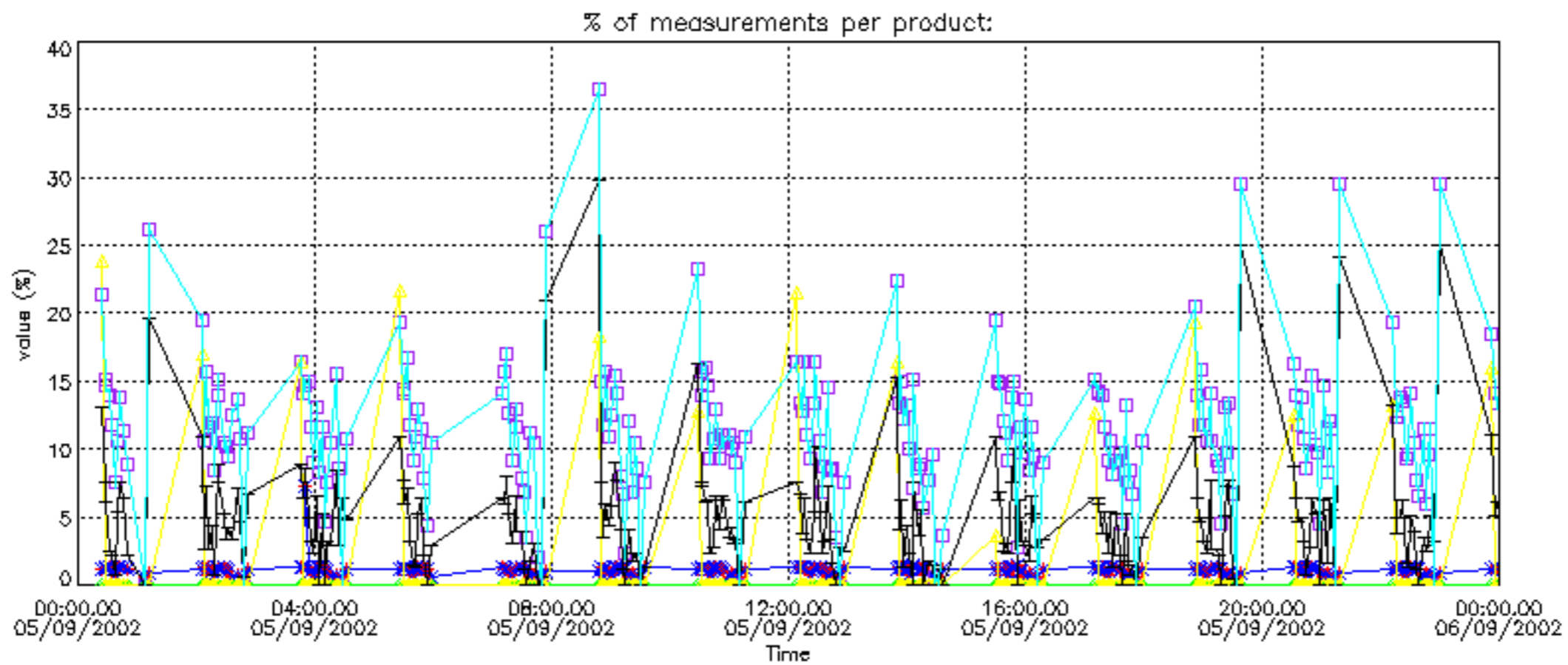
Percentage of flagged data per NO2 profile



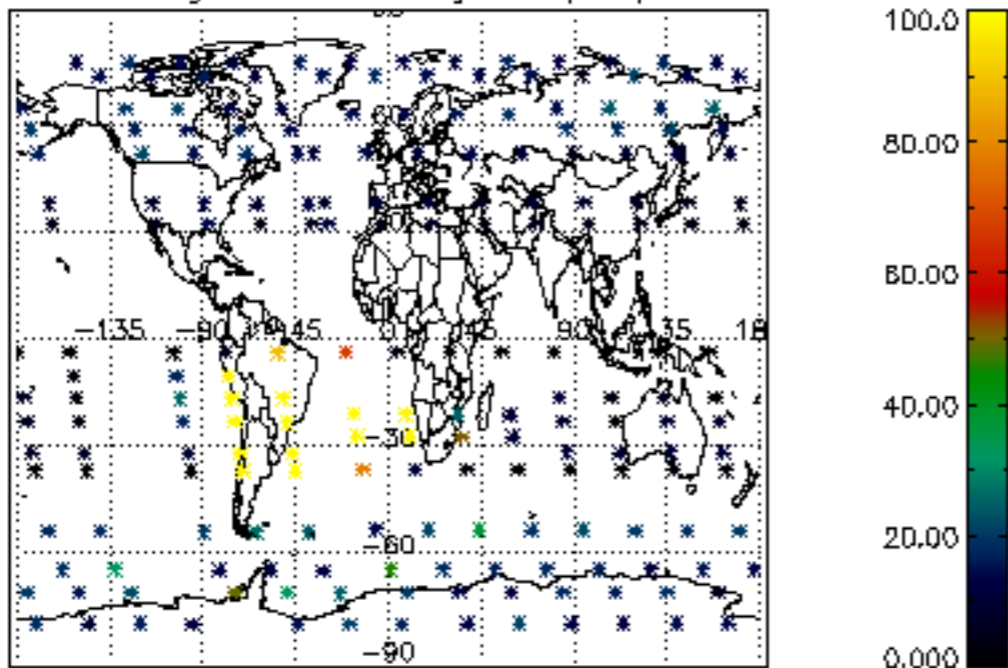
Percentage of flagged data per NO3 profile



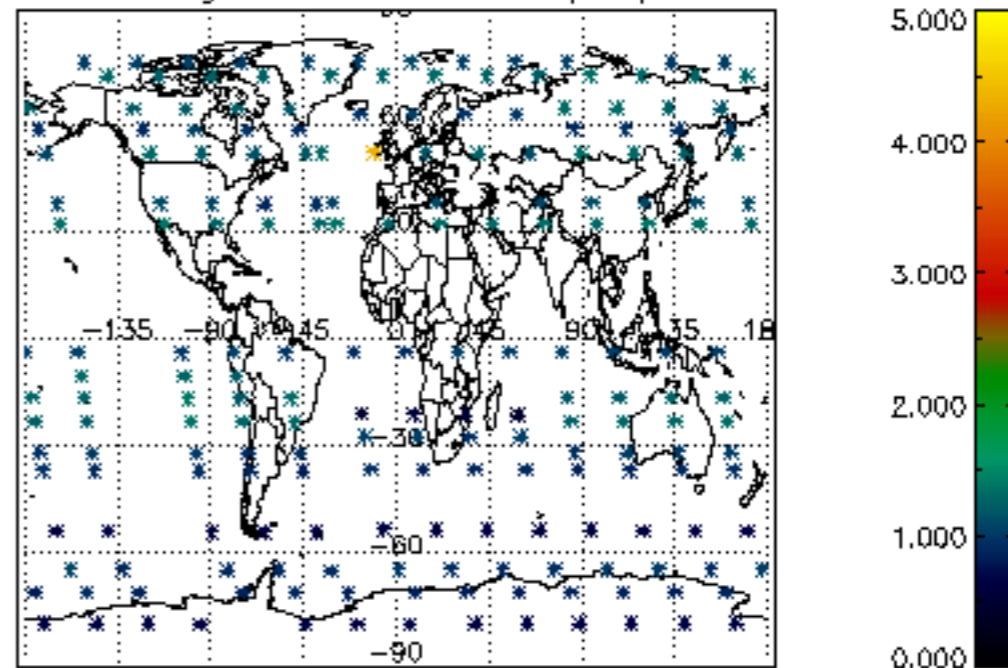




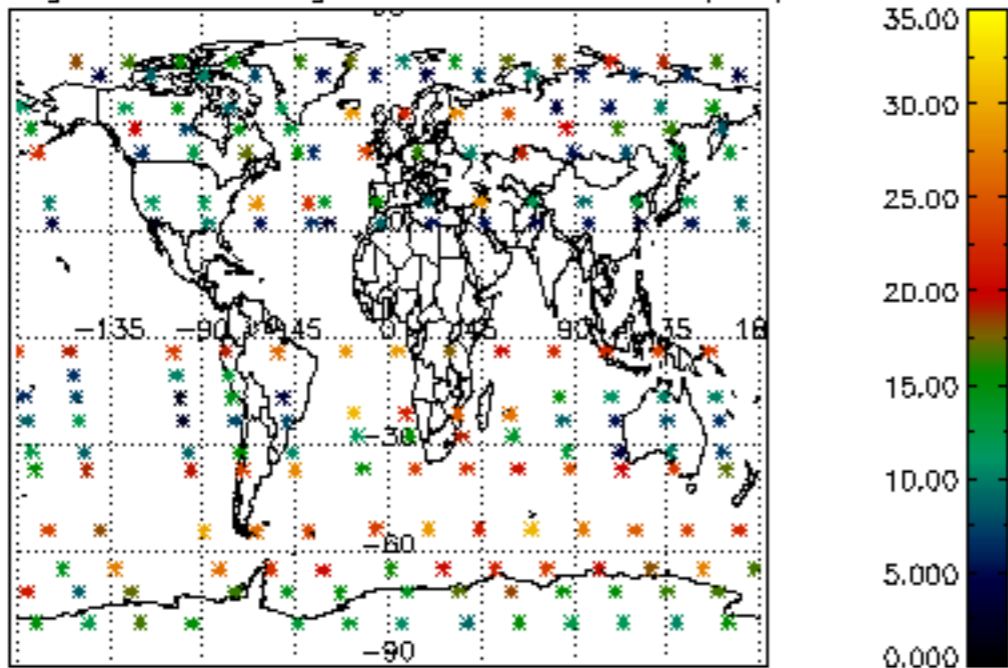
Percentage of cosmic ray hits per profile



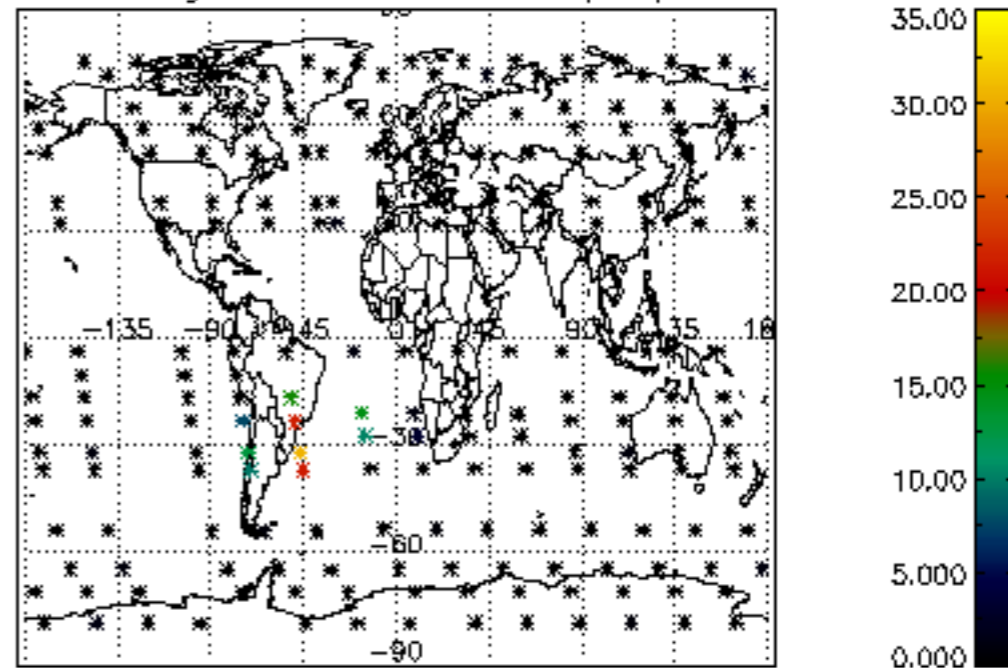
Percentage of datation errors per profile



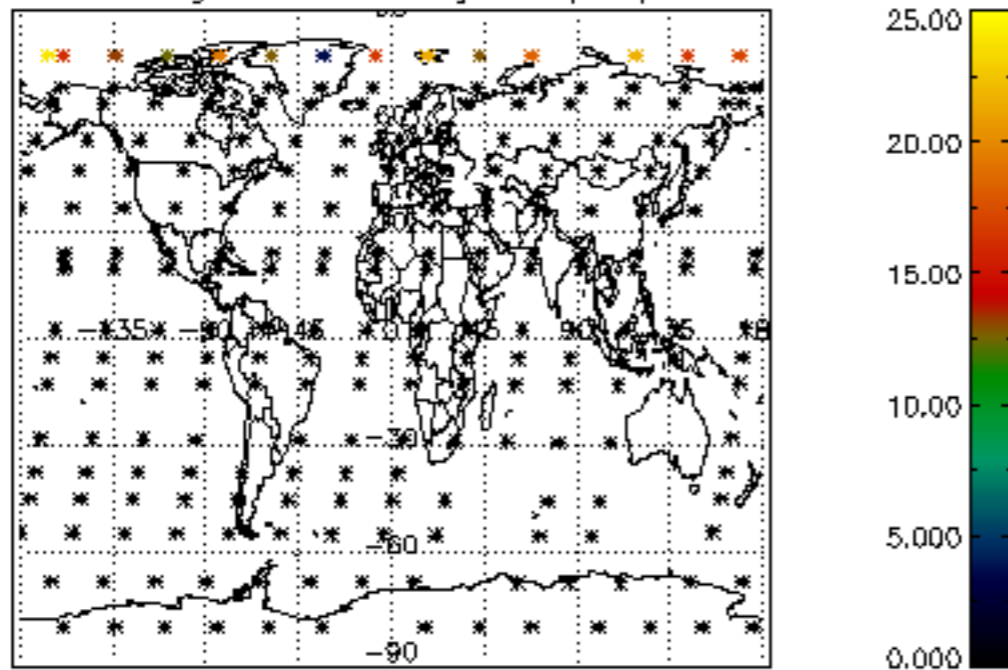
Percentage of star falling outside central band per profile



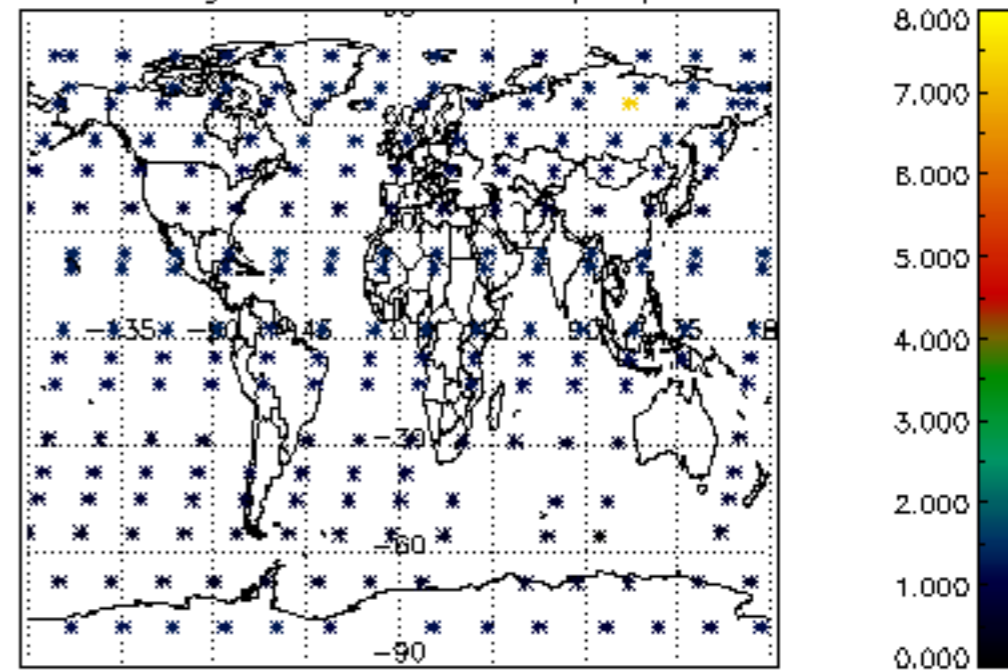
Percentage of saturation errors per profile



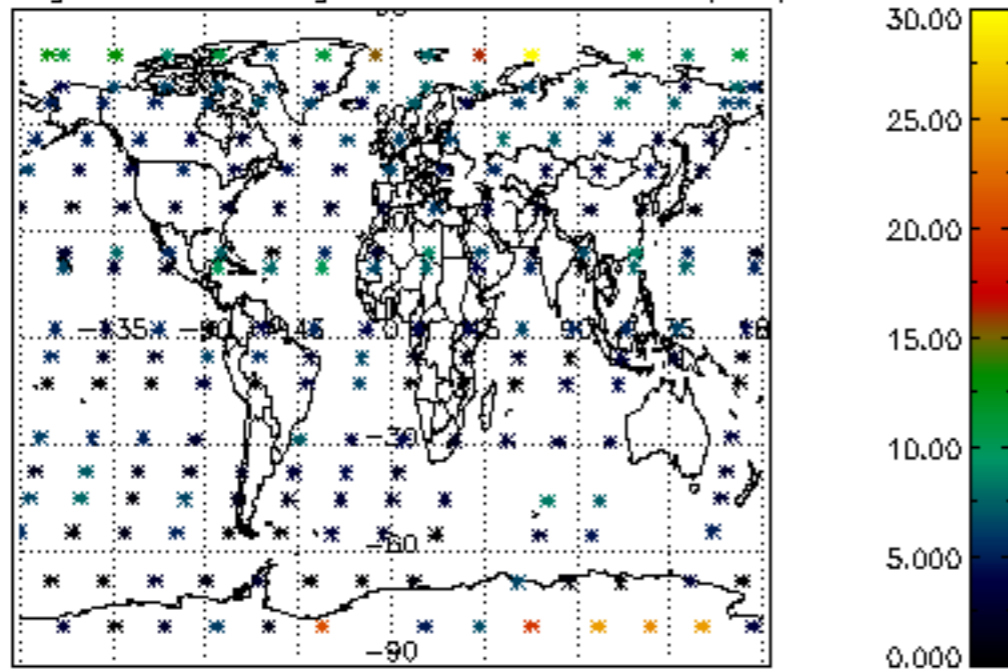
Percentage of cosmic ray hits per profile



Percentage of datation errors per profile



Percentage of star falling outside central band per profile



Percentage of saturation errors per profile

