

GOMOS Level 2 Daily Report

SUMMARY

[1. General Info](#)

[2. Summary of processed GOM_NL_2P products](#)

[3. Level 2 Quality information per product](#)

[3.1 Plot of level 2 quality information per product \(time dependant\)](#)

[3.2 Plot of level 2 quality information per product \(world map\)](#)

[4. Level 1 Quality information per product \(stored on level 2 products\)](#)

[4.1 Plot of level 1 quality information per product \(time dependant\)](#)

[4.1.1 Plot of level 1 quality information per product \(time dependant\): ASCENDING](#)

[4.1.2 Plot of level 1 quality information per product \(time dependant\): DESCENDING](#)

[4.2 Plot of level 1 quality information per product \(world map\)](#)

[4.2.1 Plot of level 1 quality information per product \(world map\): ASCENDING](#)

[4.2.2 Plot of level 1 quality information per product \(world map\): DESCENDING](#)

[5. Ozone profiles based on quality statistics and other trace gas profiles](#)

[5.1 Ozone statistics based on quality of products](#)

[5.2 Plot ozone profiles for all STD \(dark without errors\)](#)

[5.3 Plot ozone profiles where STD < 20% \(dark without errors\)](#)

[5.4. Plot ozone profiles where STD < 10% \(dark without errors\)](#)

[5.5. Plot ozone profiles where STD < 5% \(dark without errors\)](#)

[5.6 Plot NO2 profiles for all STD \(dark without errors\)](#)

[5.7 Plot NO3 profiles for all STD \(dark without errors\)](#)

[5.8 Plot H2O profiles \(only for occultations of stars 1,2,3,4,13,14,16,26,63 dark without errors\) for all STD](#)

[6. Auxiliary Data Files used for the production reported in section 2](#)

This report presents the daily analysis on parameters extracted from GOMOS level 2 data (GOM_NL__2P). It is intended to monitor some important parameters that will impact the quality of these products. A list of level 2 products (and content) that have arrived during the reporting day to the PCF is also given.

Item	Value
Time of report generation	17APR2013 18:12:43
Data source version	GOMOS/6.01
Start time of products	03-09-2002 (03SEP2002 00:00:00)
Stop time of products	04-09-2002 (04SEP2002 00:00:00)
Store outputs in DB	Yes
Nb of level 2 prods	394
Nb of prods with errors	1

2. Summary of processed GOM_NL__2P products.

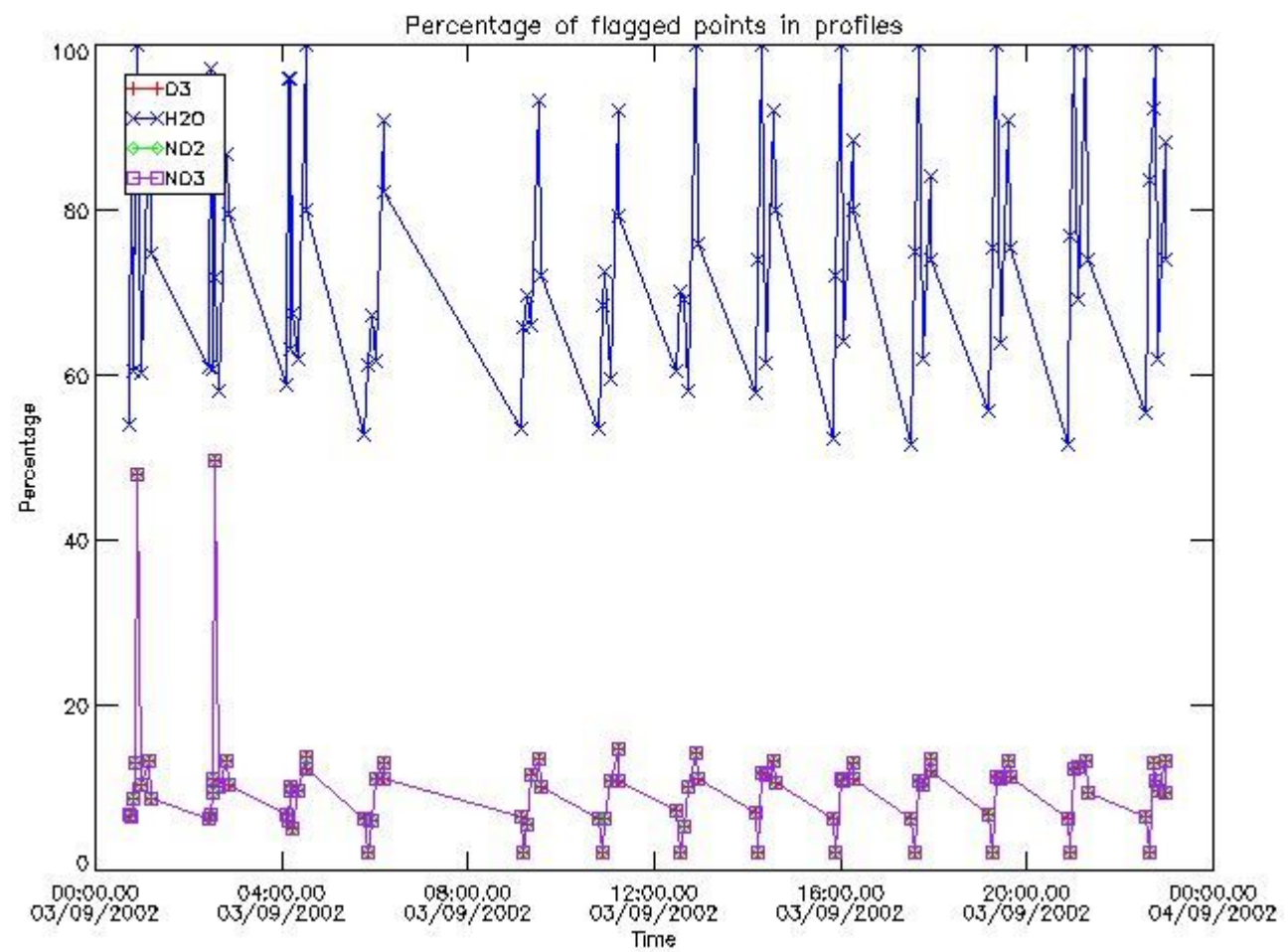
Nr	Filename	UTC Start time	Limb	Duration	Star Id	Star Name	Star Mag	Star Temp	Nb Meas	Orbit	Prod. error
1	GOM_NL__2PRFIN20020903_000048_000000702009_00102_02661_2730.N1	03-SEP-2002 00:00:48	Bright	70.000	140	88Gam Peg	2.8340	26000.	140	2661	No
2	GOM_NL__2PRFIN20020903_000437_000000402009_00102_02661_2731.N1	03-SEP-2002 00:04:37	Bright	39.500	19	50Alp Cyg	1.2460	10500.	79	2661	No
3	GOM_NL__2PRFIN20020903_000931_000000382009_00102_02661_2732.N1	03-SEP-2002 00:09:31	Bright	38.000	89	5Alp Cep	2.4510	8000.0	76	2661	No
4	GOM_NL__2PRFIN20020903_001206_000000462009_00102_02661_2733.N1	03-SEP-2002 00:12:06	Bright	45.500	74	11Bet Cas	2.2680	6600.0	91	2661	No
5	GOM_NL__2PRFIN20020903_001412_000000462009_00102_02661_2734.N1	03-SEP-2002 00:14:12	Bright	46.000	76	27Gam Cas	2.3000	30000.	92	2661	No
6	GOM_NL__2PRFIN20020903_001713_000000362009_00102_02661_2735.N1	03-SEP-2002 00:17:13	Bright	36.000	49	1Alp UMi	1.9900	6300.0	72	2661	No
7	GOM_NL__2PRFIN20020903_001919_000000902009_00102_02661_2736.N1	03-SEP-2002 00:19:19	Bright	89.500	73	57Gam1And	2.2600	13100.	179	2661	No
8	GOM_NL__2PRFIN20020903_002333_000000652009_00102_02661_2737.N1	03-SEP-2002 00:23:33	Bright	65.000	35	33Alp Per	1.7950	6250.0	130	2661	No
9	GOM_NL__2PRFIN20020903_002633_000001012009_00102_02661_2738.N1	03-SEP-2002 00:26:33	Bright	100.50	79	26Bet Per	2.3100	13100.	201	2661	No
10	GOM_NL__2PRFIN20020903_003003_000000962009_00102_02661_2739.N1	03-SEP-2002 00:30:03	Bright	96.000	149	45Eps Per	2.8880	30000.	192	2661	No
11	GOM_NL__2PRFIN20020903_003414_000000402009_00102_02661_2740.N1	03-SEP-2002 00:34:14	Bright	40.000	24	66Alp Gem	1.5800	10200.	80	2661	No
12	GOM_NL__2PRFIN20020903_003655_000000742009_00102_02661_2741.N1	03-SEP-2002 00:36:55	Twilight	73.500	28	12Bet Tau	1.6500	15200.	147	2661	No
13	GOM_NL__2PRFIN20020903_004002_000000532009_00102_02661_2742.N1	03-SEP-2002 00:40:02	Twilight	52.500	44	24Gam Gem	1.9280	11000.	105	2661	No
14	GOM_NL__2PRFIN20020903_004201_000000482009_00102_02661_2743.N1	03-SEP-2002 00:42:01	Twilight	48.000	8	10Alp CMi	0.40000	6500.0	96	2661	No
15	GOM_NL__2PRFIN20020903_004450_000000772009_00102_02661_2744.N1	03-SEP-2002 00:44:50	Dark	76.500	14	58Alp Ori	0.87000	3000.0	153	2661	No
16	GOM_NL__2PRFIN20020903_004718_000000792009_00102_02661_2745.N1	03-SEP-2002 00:47:18	Dark	78.500	27	24Gam Ori	1.6360	26000.	157	2661	No
17	GOM_NL__2PRFIN20020903_004949_000000592009_00102_02661_2746.N1	03-SEP-2002 00:49:49	Dark	58.500	1	9Alp CMa	-1.4400	11000.	117	2661	No
18	GOM_NL__2PRFIN20020903_005108_000000512009_00102_02661_2747.N1	03-SEP-2002 00:51:08	Dark	50.500	47	2Bet CMa	1.9760	28000.	101	2661	No
19	GOM_NL__2PRFIN20020903_005323_000000962009_00102_02661_2748.N1	03-SEP-2002 00:53:23	Dark	95.500	7	19Bet Ori	0.10000	14000.	191	2661	No
20	GOM_NL__2PRFIN20020903_005915_000000502009_00102_02661_2749.N1	03-SEP-2002 00:59:15	Dark	49.500	2	Alp Car	-0.73600	7000.0	99	2661	No
21	GOM_NL__2PRFIN20020903_010931_000000392009_00103_02662_2984.N1	03-SEP-2002 01:09:31	Dark	38.500	135	Bet Hyi	2.8200	5800.0	77	2662	No
22	GOM_NL__2PRFIN20020903_011054_000000582009_00103_02662_2985.N1	03-SEP-2002 01:10:54	Dark	57.500	9	Alp Eri	0.45300	24000.	115	2662	No
23	GOM_NL__2PRFIN20020903_020407_000000682009_00103_02662_2986.N1	03-SEP-2002 02:04:07	Bright	67.500	35	33Alp Per	1.7950	6250.0	135	2662	No
24	GOM_NL__2PRFIN20020903_020707_000001062009_00103_02662_2987.N1	03-SEP-2002 02:07:07	Bright	106.00	79	26Bet Per	2.3100	13100.	212	2662	No
25	GOM_NL__2PRFIN20020903_021038_000000862009_00103_02662_2988.N1	03-SEP-2002 02:10:38	Bright	86.000	149	45Eps Per	2.8880	30000.	172	2662	No
26	GOM_NL__2PRFIN20020903_021450_000000412009_00103_02662_2989.N1	03-SEP-2002 02:14:50	Bright	40.500	24	66Alp Gem	1.5800	10200.	81	2662	No
27	GOM_NL__2PRFIN20020903_021730_000000732009_00103_02662_2990.N1	03-SEP-2002 02:17:30	Twilight	73.000	28	12Bet Tau	1.6500	15200.	146	2662	No
28	GOM_NL__2PRFIN20020903_022038_000000562009_00103_02662_2991.N1	03-SEP-2002 02:20:38	Twilight	55.500	44	24Gam Gem	1.9280	11000.	111	2662	No
29	GOM_NL__2PRFIN20020903_022237_000000492009_00103_02662_2992.N1	03-SEP-2002 02:22:37	Twilight	48.500	8	10Alp CMi	0.40000	6500.0	97	2662	No
30	GOM_NL__2PRFIN20020903_022526_000000812009_00103_02662_2993.N1	03-SEP-2002 02:25:26	Dark	81.000	14	58Alp Ori	0.87000	3000.0	162	2662	No
31	GOM_NL__2PRFIN20020903_022756_000000842009_00103_02662_2994.N1	03-SEP-2002 02:27:56	Dark	84.000	27	24Gam Ori	1.6360	26000.	168	2662	No
32	GOM_NL__2PRFIN20020903_023024_000000592009_00103_02662_2995.N1	03-SEP-2002 02:30:24	Dark	59.000	1	9Alp CMa	-1.4400	11000.	118	2662	No
33	GOM_NL__2PRFIN20020903_023145_000000512009_00103_02662_2996.N1	03-SEP-2002 02:31:45	Dark	50.500	47	2Bet CMa	1.9760	28000.	101	2662	No
34	GOM_NL__2PRFIN20020903_023400_000000842009_00103_02662_2997.N1	03-SEP-2002 02:34:00	Dark	84.000	7	19Bet Ori	0.10000	14000.	168	2662	No
35	GOM_NL__2PRFIN20020903_023951_000000512009_00103_02662_2998.N1	03-SEP-2002 02:39:51	Dark	50.500	2	Alp Car	-0.73600	7000.0	101	2662	No
36	GOM_NL__2PRFIN20020903_025007_000000392009_00104_02663_2710.N1	03-SEP-2002 02:50:07	Dark	38.500	135	Bet Hyi	2.8200	5800.0	77	2663	No
37	GOM_NL__2PRFIN20020903_025131_000000492009_00104_02663_2711.N1	03-SEP-2002 02:51:31	Dark	49.000	9	Alp Eri	0.45300	24000.	98	2663	No
38	GOM_NL__2PRFIN20020903_025542_000000422009_00104_02663_2712.N1	03-SEP-2002 02:55:42	Straylight	41.500	148	Alp Tuc	2.8780	4100.0	83	2663	No
39	GOM_NL__2PRFIN20020903_025726_000000512009_00104_02663_2713.N1	03-SEP-2002 02:57:26	Straylight	51.000	84	Alp Phe	2.3970	4500.0	102	2663	No
40	GOM_NL__2PRFIN20020903_025921_000000442009_00104_02663_2714.N1	03-SEP-2002 02:59:21	Straylight	43.500	31	Alp Gru	1.7340	15200.	87	2663	No
41	GOM_NL__2PRFIN20020903_030326_000000492009_00104_02663_2715.N1	03-SEP-2002 03:03:26	Straylight	49.000	18	24Alp PsA	1.1660	9700.0	98	2663	No
42	GOM_NL__2PRFIN20020903_030813_000000412009_00104_02663_2716.N1	03-SEP-2002 03:08:13	Bright	41.000	142	49Del Cap	2.8500	8900.0	82	2663	No

43	GOM_NL__2PRFIN20020903_031120_000000402009_00104_02663_2717.N1	03-SEP-2002 03:11:20	Bright	39.500	154	22Bet Aqr	2.8990	5700.0	79	2663	No
44	GOM_NL__2PRFIN20020903_031245_000000422009_00104_02663_2718.N1	03-SEP-2002 03:12:45	Bright	42.000	162	34Alp Aqr	2.9440	5350.0	84	2663	No
45	GOM_NL__2PRFIN20020903_031544_000000402009_00104_02663_2719.N1	03-SEP-2002 03:15:44	Bright	40.000	61	8Eps Peg	2.1000	3900.0	80	2663	No
46	GOM_NL__2PRFIN20020903_031827_000000482009_00104_02663_2720.N1	03-SEP-2002 03:18:27	Bright	47.500	90	54Alp Peg	2.4870	11000.	95	2663	No
47	GOM_NL__2PRFIN20020903_032157_000000722009_00104_02663_2721.N1	03-SEP-2002 03:21:57	Bright	72.000	140	88Gam Peg	2.8340	26000.	144	2663	No
48	GOM_NL__2PRFIN20020903_032549_000000402009_00104_02663_2722.N1	03-SEP-2002 03:25:49	Bright	39.500	19	50Alp Cyg	1.2460	10500.	79	2663	No
49	GOM_NL__2PRFIN20020903_033042_000000402009_00104_02663_2723.N1	03-SEP-2002 03:30:42	Bright	39.500	89	5Alp Cep	2.4510	8000.0	79	2663	No
50	GOM_NL__2PRFIN20020903_033316_000000422009_00104_02663_2724.N1	03-SEP-2002 03:33:16	Bright	41.500	74	11Bet Cas	2.2680	6600.0	83	2663	No
51	GOM_NL__2PRFIN20020903_033523_000000482009_00104_02663_2725.N1	03-SEP-2002 03:35:23	Bright	47.500	76	27Gam Cas	2.3000	30000.	95	2663	No
52	GOM_NL__2PRFIN20020903_033824_000000402009_00104_02663_2726.N1	03-SEP-2002 03:38:24	Bright	40.000	49	1Alp UMi	1.9900	6300.0	80	2663	No
53	GOM_NL__2PRFIN20020903_034027_000000922009_00104_02663_2727.N1	03-SEP-2002 03:40:27	Bright	92.000	73	57Gam1And	2.2600	13100.	184	2663	No
54	GOM_NL__2PRFIN20020903_034442_000000662009_00104_02663_2728.N1	03-SEP-2002 03:44:42	Bright	66.000	35	33Alp Per	1.7950	6250.0	132	2663	No
55	GOM_NL__2PRFIN20020903_034742_000001032009_00104_02663_2729.N1	03-SEP-2002 03:47:42	Bright	103.00	79	26Bet Per	2.3100	13100.	206	2663	No
56	GOM_NL__2PRFIN20020903_035113_000000842009_00104_02663_2730.N1	03-SEP-2002 03:51:13	Bright	84.000	149	45Eps Per	2.8880	30000.	168	2663	No
57	GOM_NL__2PRFIN20020903_035526_000000422009_00104_02663_2731.N1	03-SEP-2002 03:55:26	Bright	41.500	24	66Alp Gem	1.5800	10200.	83	2663	No
58	GOM_NL__2PRFIN20020903_035806_000000742009_00104_02663_2732.N1	03-SEP-2002 03:58:06	Tw_i_and_stray	74.000	28	12Bet Tau	1.6500	15200.	148	2663	No
59	GOM_NL__2PRFIN20020903_040114_000000562009_00104_02663_2733.N1	03-SEP-2002 04:01:14	Tw_i_and_stray	56.000	44	24Gam Gem	1.9280	11000.	112	2663	No
60	GOM_NL__2PRFIN20020903_040314_000000532009_00104_02663_2734.N1	03-SEP-2002 04:03:14	Twilight	53.000	8	10Alp CMi	0.40000	6500.0	106	2663	No
61	GOM_NL__2PRFIN20020903_040603_000000762009_00104_02663_2735.N1	03-SEP-2002 04:06:03	Dark	75.500	14	58Alp Ori	0.87000	3000.0	151	2663	No
62	GOM_NL__2PRFIN20020903_040833_000000842009_00104_02663_2736.N1	03-SEP-2002 04:08:33	Dark	84.000	27	24Gam Ori	1.6360	26000.	168	2663	No
63	GOM_NL__2PRFIN20020903_041102_000000542009_00104_02663_2737.N1	03-SEP-2002 04:11:02	Dark	53.500	1	9Alp CMa	-1.4400	11000.	107	2663	No
64	GOM_NL__2PRFIN20020903_041222_000000502009_00104_02663_2738.N1	03-SEP-2002 04:12:22	Dark	50.000	47	2Bet CMa	1.9760	28000.	100	2663	No
65	GOM_NL__2PRFIN20020903_041438_000000992009_00104_02663_2739.N1	03-SEP-2002 04:14:38	Dark	99.000	7	19Bet Ori	0.10000	14000.	198	2663	No
66	GOM_NL__2PRFIN20020903_042028_000000532009_00104_02663_2740.N1	03-SEP-2002 04:20:28	Dark	53.000	2	Alp Car	-0.73600	7000.0	106	2663	No
67	GOM_NL__2PRFIN20020903_043043_000000372009_00105_02664_2720.N1	03-SEP-2002 04:30:43	Dark	37.000	135	Bet Hyi	2.8200	5800.0	74	2664	No
68	GOM_NL__2PRFIN20020903_043207_000000462009_00105_02664_2721.N1	03-SEP-2002 04:32:07	Dark	45.500	9	Alp Eri	0.45300	24000.	91	2664	No
69	GOM_NL__2PRFIN20020903_043618_000000462009_00105_02664_2722.N1	03-SEP-2002 04:36:18	Straylight	45.500	148	Alp Tuc	2.8780	4100.0	91	2664	No
70	GOM_NL__2PRFIN20020903_043803_000000522009_00105_02664_2723.N1	03-SEP-2002 04:38:03	Straylight	52.000	84	Alp Phe	2.3970	4500.0	104	2664	No
71	GOM_NL__2PRFIN20020903_043958_000000432009_00105_02664_2724.N1	03-SEP-2002 04:39:58	Straylight	43.000	31	Alp Gru	1.7340	15200.	86	2664	No
72	GOM_NL__2PRFIN20020903_044402_000000502009_00105_02664_2725.N1	03-SEP-2002 04:44:02	Straylight	49.500	18	24Alp PsA	1.1660	9700.0	99	2664	No
73	GOM_NL__2PRFIN20020903_044849_000000432009_00105_02664_2726.N1	03-SEP-2002 04:48:49	Bright	43.000	142	49Del Cap	2.8500	8900.0	86	2664	No
74	GOM_NL__2PRFIN20020903_045156_000000402009_00105_02664_2727.N1	03-SEP-2002 04:51:56	Bright	39.500	154	22Bet Aqr	2.8990	5700.0	79	2664	No
75	GOM_NL__2PRFIN20020903_045321_000000422009_00105_02664_2728.N1	03-SEP-2002 04:53:21	Bright	42.000	162	34Alp Aqr	2.9440	5350.0	84	2664	No
76	GOM_NL__2PRFIN20020903_045620_000000412009_00105_02664_2729.N1	03-SEP-2002 04:56:20	Bright	40.500	61	8Eps Peg	2.1000	3900.0	81	2664	No
77	GOM_NL__2PRFIN20020903_045902_000000482009_00105_02664_2730.N1	03-SEP-2002 04:59:02	Bright	48.000	90	54Alp Peg	2.4870	11000.	96	2664	No
78	GOM_NL__2PRFIN20020903_050231_000000712009_00105_02664_2731.N1	03-SEP-2002 05:02:31	Bright	70.500	140	88Gam Peg	2.8340	26000.	141	2664	No
79	GOM_NL__2PRFIN20020903_050511_000000402009_00105_02664_2732.N1	03-SEP-2002 05:05:11	Bright	39.500	66	37Gam Cyg	2.2080	5900.0	79	2664	No
80	GOM_NL__2PRFIN20020903_050625_000000372009_00105_02664_2733.N1	03-SEP-2002 05:06:25	Bright	36.500	19	50Alp Cyg	1.2460	10500.	73	2664	No
81	GOM_NL__2PRFIN20020903_051119_000000382009_00105_02664_2734.N1	03-SEP-2002 05:11:19	Bright	37.500	89	5Alp Cep	2.4510	8000.0	75	2664	No
82	GOM_NL__2PRFIN20020903_051352_000000472009_00105_02664_2735.N1	03-SEP-2002 05:13:52	Bright	46.500	74	11Bet Cas	2.2680	6600.0	93	2664	No
83	GOM_NL__2PRFIN20020903_052101_000000952009_00105_02664_2736.N1	03-SEP-2002 05:21:01	Dark	94.500	73	57Gam1And	2.2600	13100.	189	2664	Yes
84	GOM_NL__2PRFIN20020903_052518_000000672009_00105_02664_2737.N1	03-SEP-2002 05:25:18	Bright	66.500	35	33Alp Per	1.7950	6250.0	133	2664	No
85	GOM_NL__2PRFIN20020903_052816_000001062009_00105_02664_2738.N1	03-SEP-2002 05:28:16	Bright	105.50	79	26Bet Per	2.3100	13100.	211	2664	No
86	GOM_NL__2PRFIN20020903_053149_000000852009_00105_02664_2739.N1	03-SEP-2002 05:31:49	Bright	84.500	149	45Eps Per	2.8880	30000.	169	2664	No
87	GOM_NL__2PRFIN20020903_053603_000000412009_00105_02664_2740.N1	03-SEP-2002 05:36:03	Bright	41.000	24	66Alp Gem	1.5800	10200.	82	2664	No
88	GOM_NL__2PRFIN20020903_053843_000000712009_00105_02664_2741.N1	03-SEP-2002 05:38:43	Tw_i_and_stray	70.500	28	12Bet Tau	1.6500	15200.	141	2664	No
89	GOM_NL__2PRFIN20020903_054151_000000552009_00105_02664_2742.N1	03-SEP-2002 05:41:51	Tw_i_and_stray	54.500	44	24Gam Gem	1.9280	11000.	109	2664	No
90	GOM_NL__2PRFIN20020903_054351_000000402009_00105_02664_2743.N1	03-SEP-2002 05:43:51	Twilight	40.000	8	10Alp CMi	0.40000	6500.0	80	2664	No
91	GOM_NL__2PRFIN20020903_054640_000000812009_00105_02664_2744.N1	03-SEP-2002 05:46:40	Dark	81.000	14	58Alp Ori	0.87000	3000.0	162	2664	No
92	GOM_NL__2PRFIN20020903_055020_000002552009_00105_02664_2745.N1	03-SEP-2002 05:50:20	Dark	255.00	13	87Alp Tau	0.86700	3800.0	510	2664	No
93	GOM_NL__2PRFIN20020903_055516_000000862009_00105_02664_2746.N1	03-SEP-2002 05:55:16	Dark	86.000	7	19Bet Ori	0.10000	14000.	172	2664	No
94	GOM_NL__2PRFIN20020903_060104_000000462009_00105_02664_2747.N1	03-SEP-2002 06:01:04	Dark	46.000	2	Alp Car	-0.73600	7000.0	92	2664	No
95	GOM_NL__2PRFIN20020903_061119_000000392009_00106_02665_2983.N1	03-SEP-2002 06:11:19	Dark	39.000	135	Bet Hyi	2.8200	5800.0	78	2665	No
96	GOM_NL__2PRFIN20020903_061244_000000462009_00106_02665_2984.N1	03-SEP-2002 06:12:44	Dark	45.500	9	Alp Eri	0.45300	24000.	91	2665	No
97	GOM_NL__2PRFIN20020903_061654_000000492009_00106_02665_2985.N1	03-SEP-2002 06:16:54	Straylight	48.500	148	Alp Tuc	2.8780	4100.0	97	2665	No
98	GOM_NL__2PRFIN20020903_061839_000000552009_00106_02665_2986.N1	03-SEP-2002 06:18:39	Straylight	55.000	84	Alp Phe	2.3970	4500.0	110	2665	No
99	GOM_NL__2PRFIN20020903_062034_000000412009_00106_02665_2987.N1	03-SEP-2002 06:20:34	Straylight	41.000	31	Alp Gru	1.7340	15200.	82	2665	No
100	GOM_NL__2PRFIN20020903_062438_000000512009_00106_02665_2988.N1	03-SEP-2002 06:24:38	Straylight	50.500	18	24Alp PsA	1.1660	9700.0	101	2665	No
101	GOM_NL__2PRFIN20020903_062925_000000522009_00106_02665_2989.N1	03-SEP-2002 06:29:25	Bright	52.000	142	49Del Cap	2.8500	8900.0	104	2665	No

3. Quality information per product


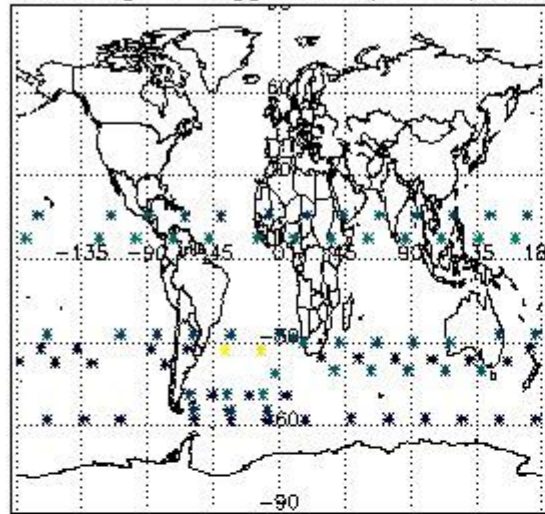
In this section it is plotted some information contained in the Quality Summary data set of the level 2 products. Only products in dark limb conditions and without errors (error flag in the MPH set to "0") are used.

3.1 Plot quality information per product (time dependant)

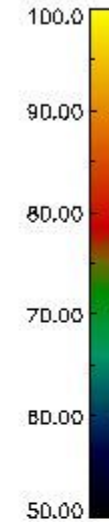
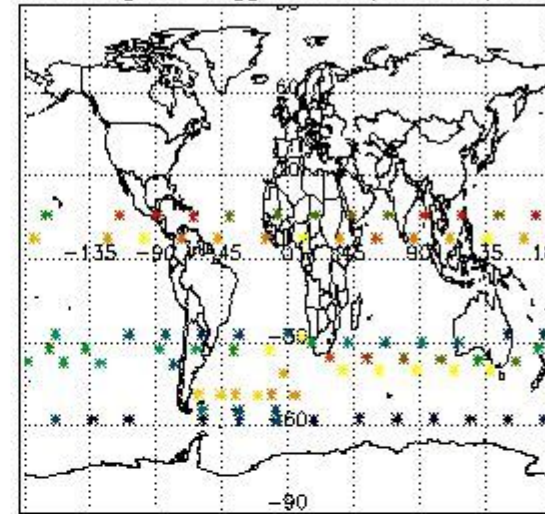


3.2 Plot quality information per product (world map)


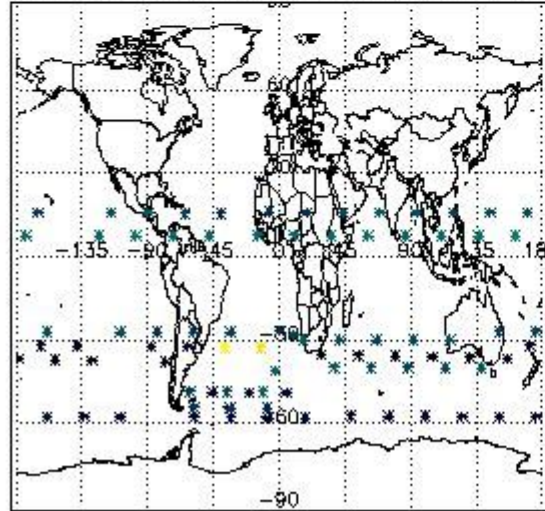
Percentage of flagged data per O3 profile



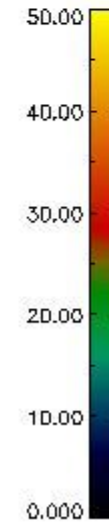
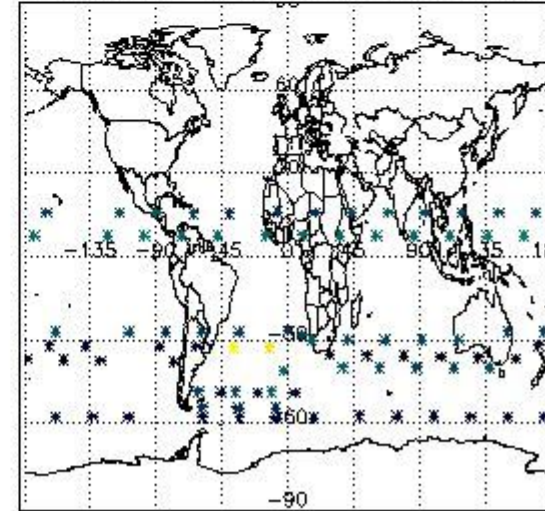
Percentage of flagged data per H2O profile



Percentage of flagged data per NO2 profile



Percentage of flagged data per NO3 profile

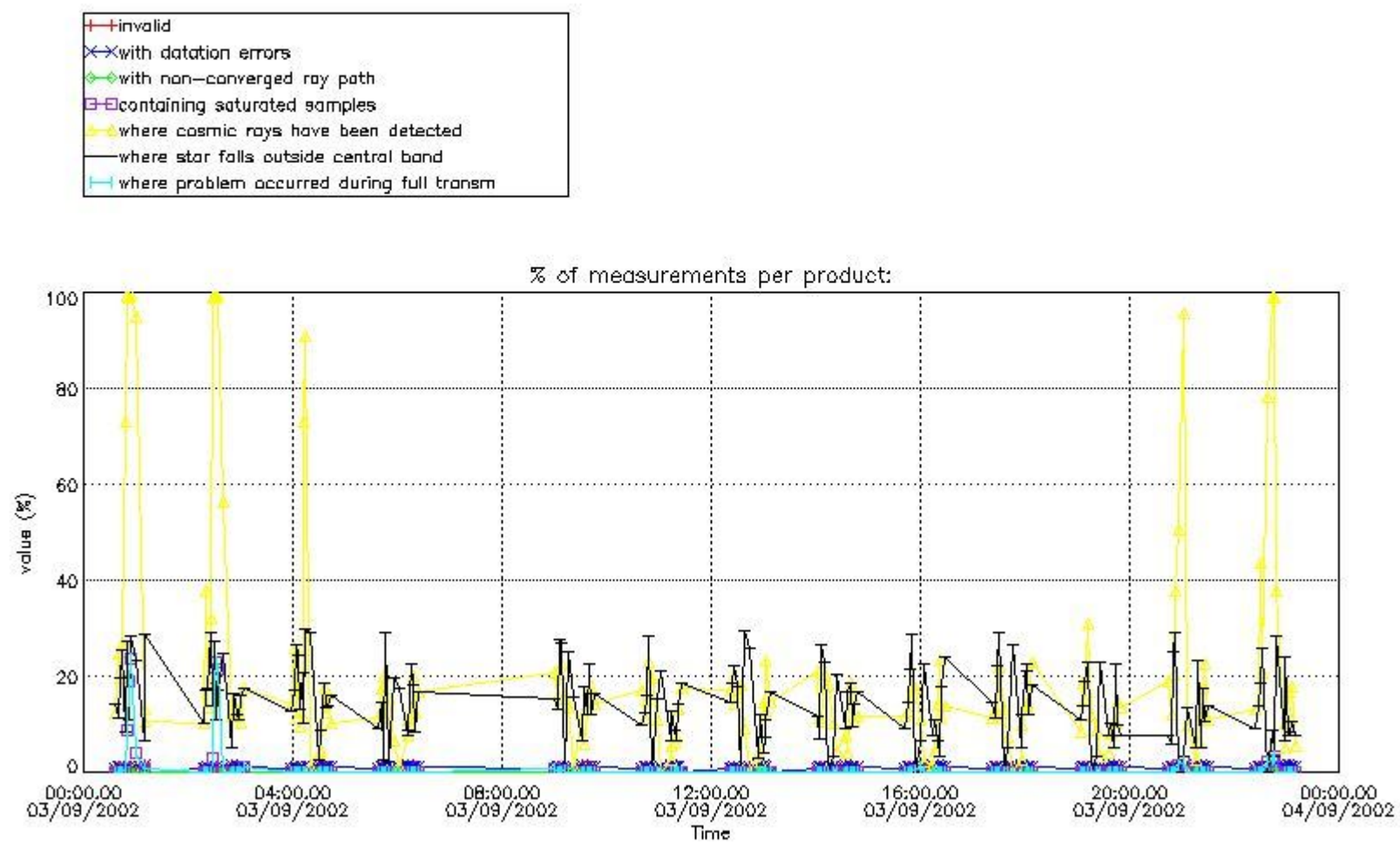


4. Level 1 quality information per product

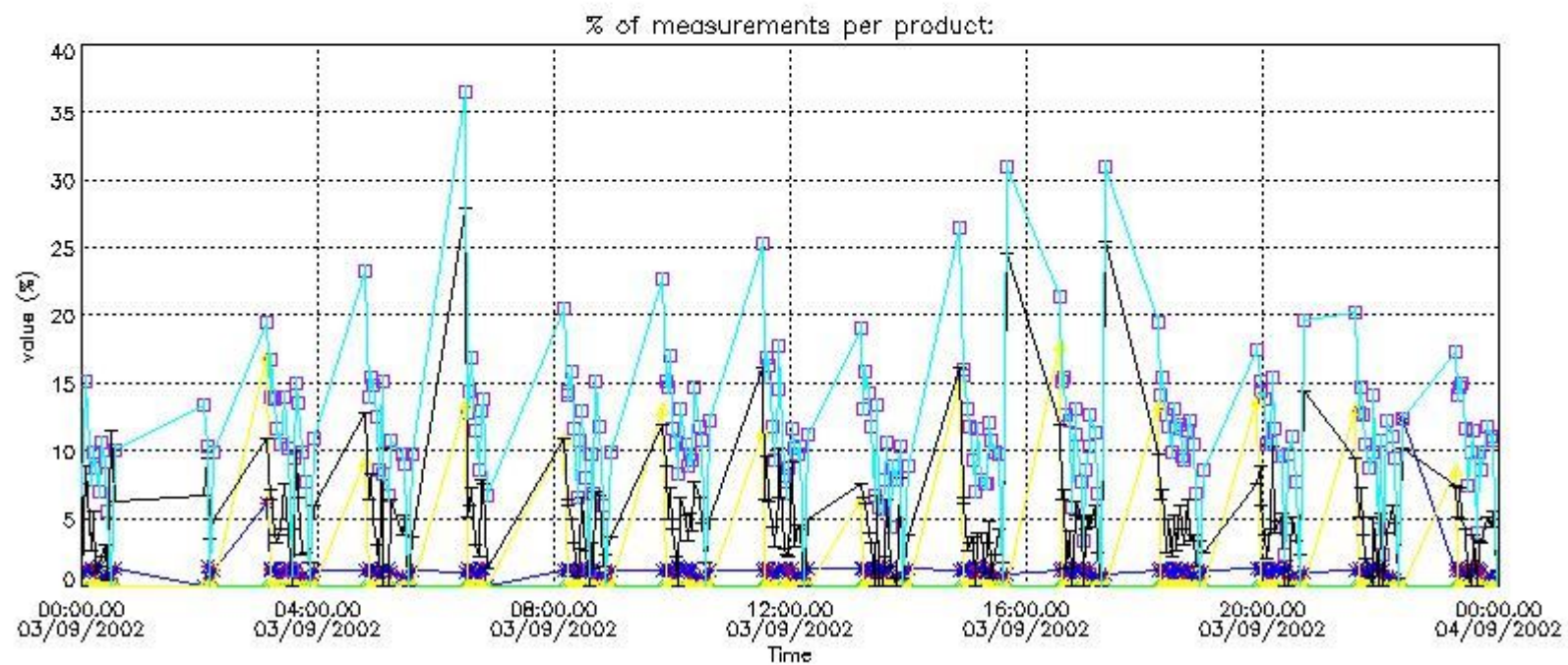
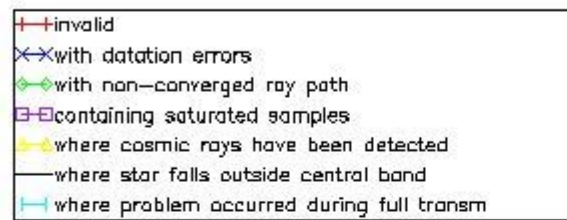
In this section it is plotted some information contained in the Quality Summary data set of the level 2 products that comes from the level 1b processing. Products without errors (error flag in the MPH set to "0") are used.

4.1 Plot quality information per product (time dependant) coming from level 1b processing

4.1.1 Plot level 1 quality information per product (time dependant): ENVISAT ASCENDING passes

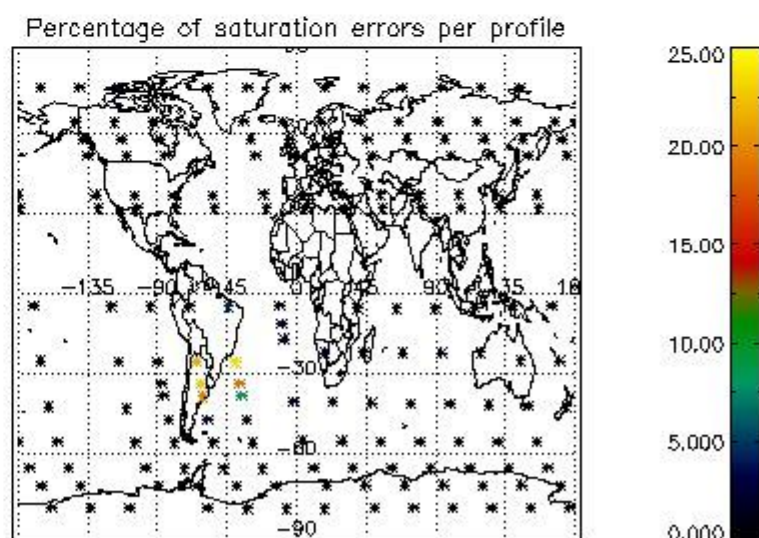
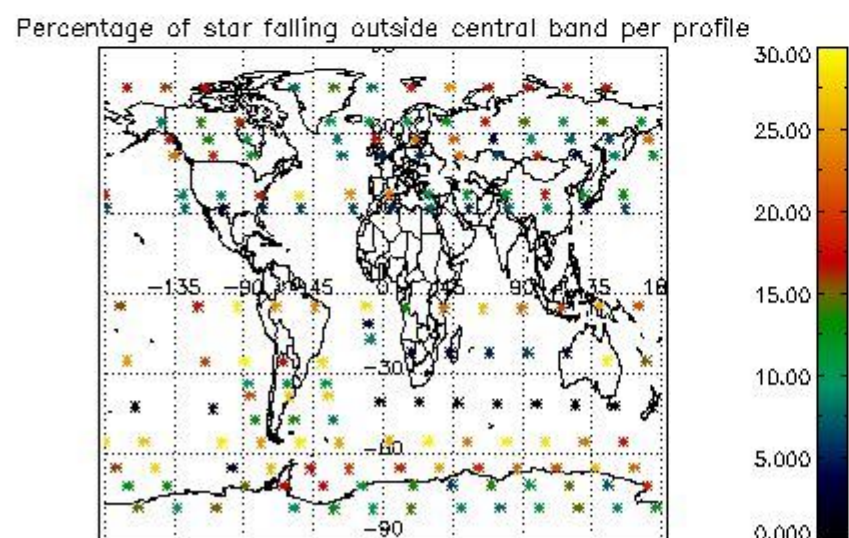
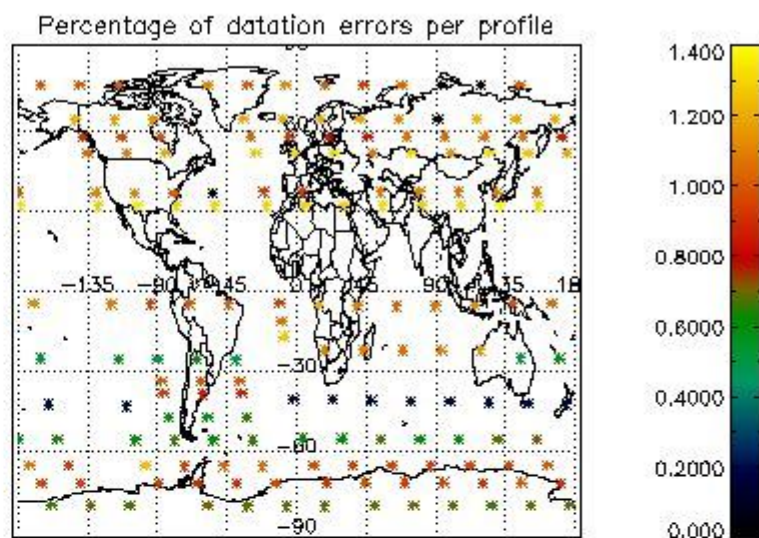
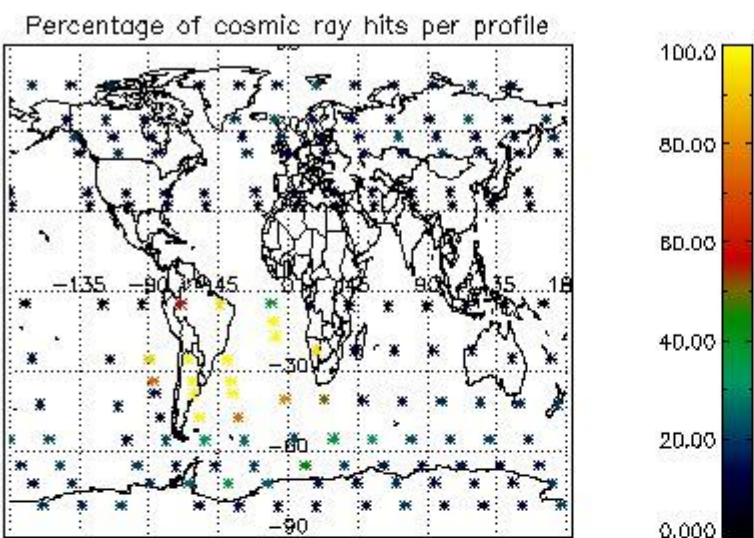


4.1.2 Plot level 1 quality information per product (time dependant): ENVI SAT DESCENDING passes

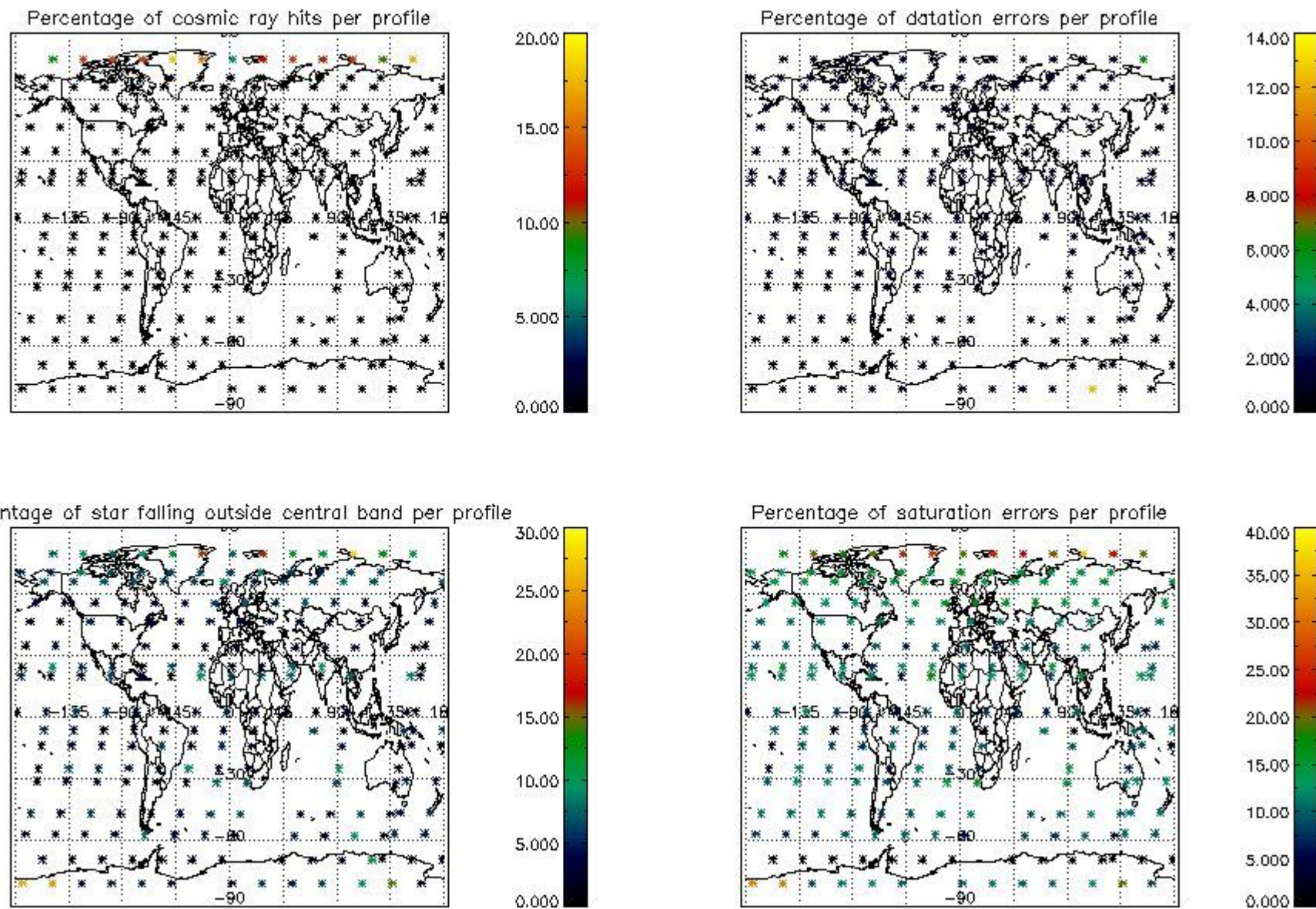


4.2 Plot quality information per product coming from level 1b processing (world map)

4.2.1 Plot level 1 quality information per product (world map): ENVISAT ASCENDING passes



4.2.2 Plot level 1 quality information per product (world map): ENVISAT DESCENDING passes



5. Trace gas profiles

5.1 Ozone statistics based on quality of products

The final quality of the products can be "measured" using the STD (Standard Deviation) attached to every point profile. This information is written to the parameter GOM_NL__2P/NL_LOCAL_SPECIES_DENSITY/o3_std of the level 2 products. The table below shows the statistics for given STD ranges.

The statistics are given with respect to the overall valid production:

- Products without fatal errors: GOM_NL__2P/MPH/PRODUCT_ERR=0
- Valid point profile: GOM_NL__2P/NL_LOCAL_SPECIES_DENSITY/pcd(0)=0

The 'Criteria' is applied to valid points of dark limb products:

- Products in dark limb illumination condition: GOM_NL__2P/NL_SUMMARY_QUALITY/obs_ill_cond=0
- Products without fatal errors: GOM_NL__2P/MPH/PRODUCT_ERR=0
- Valid point profile: GOM_NL__2P/NL_LOCAL_SPECIES_DENSITY/pcd(0)=0

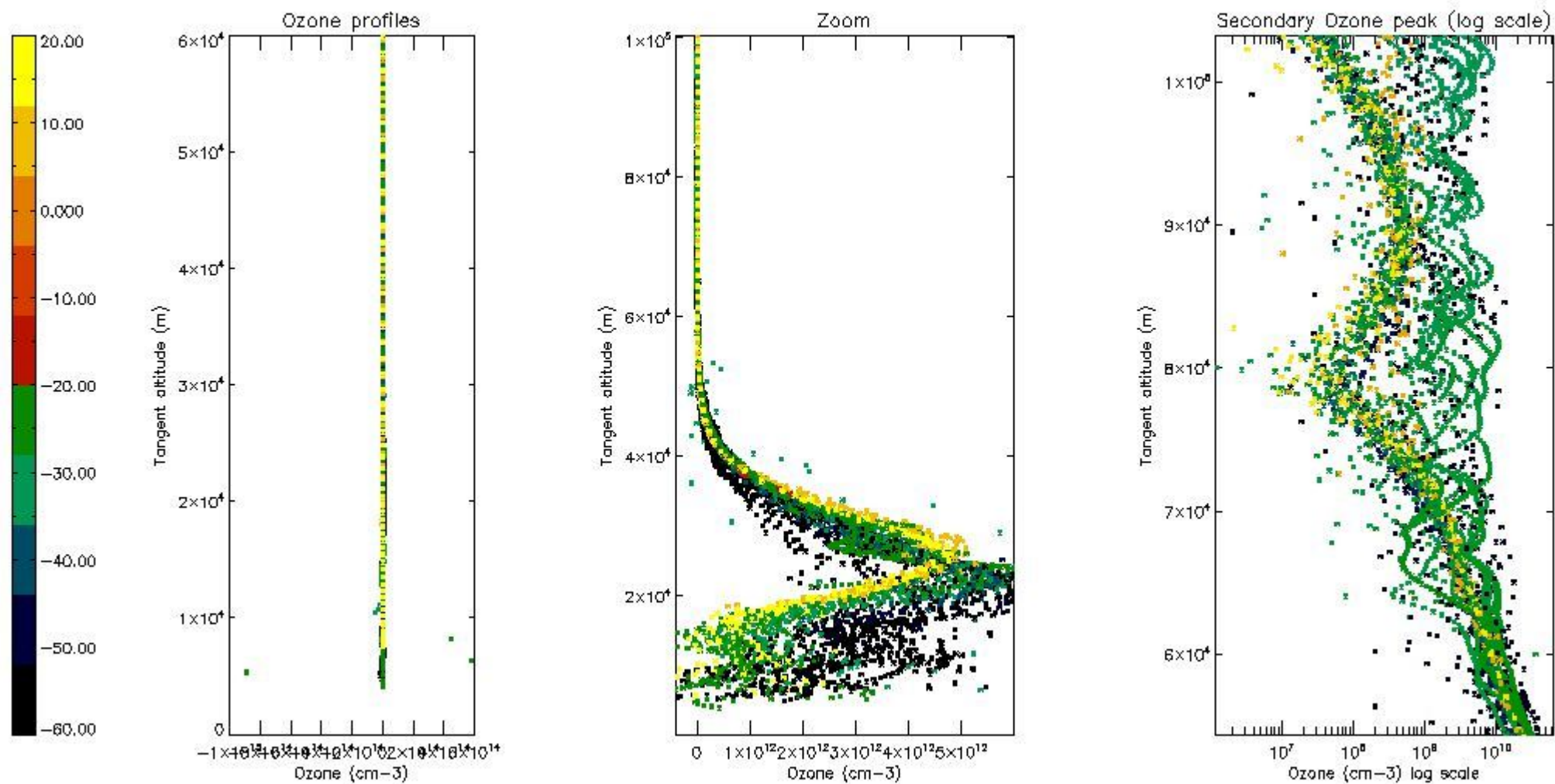
So, the table below shows the percentage of dark limb and valid observations for each criteria with respect to the overall valid daily observations.

Criteria	% of total production
All STD	30
STD < 20	16

STD < 10	14
STD < 5	11

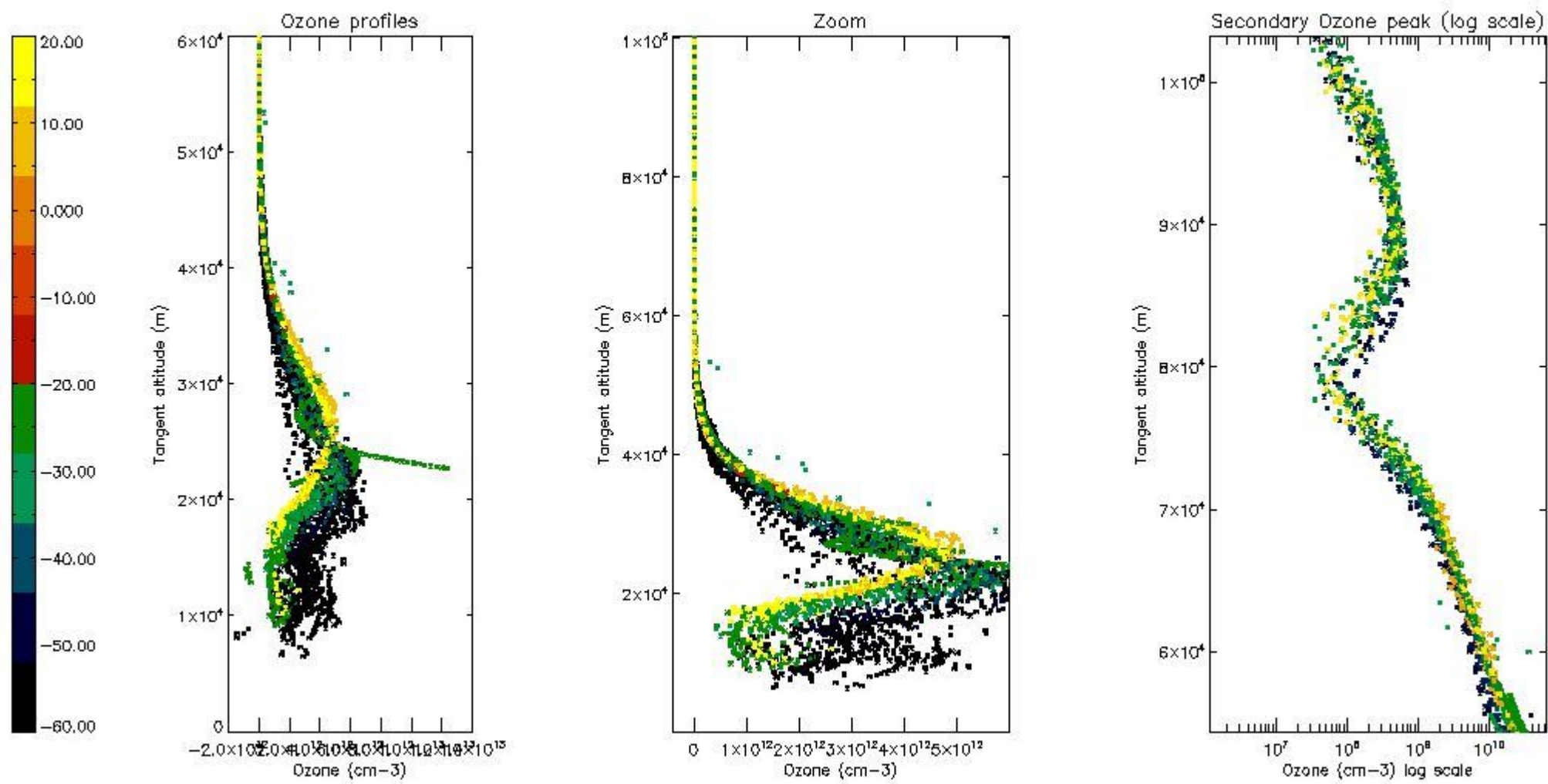
5.2 Plot ozone profiles for all STD (dark without errors)

The colorbar represents the latitude.



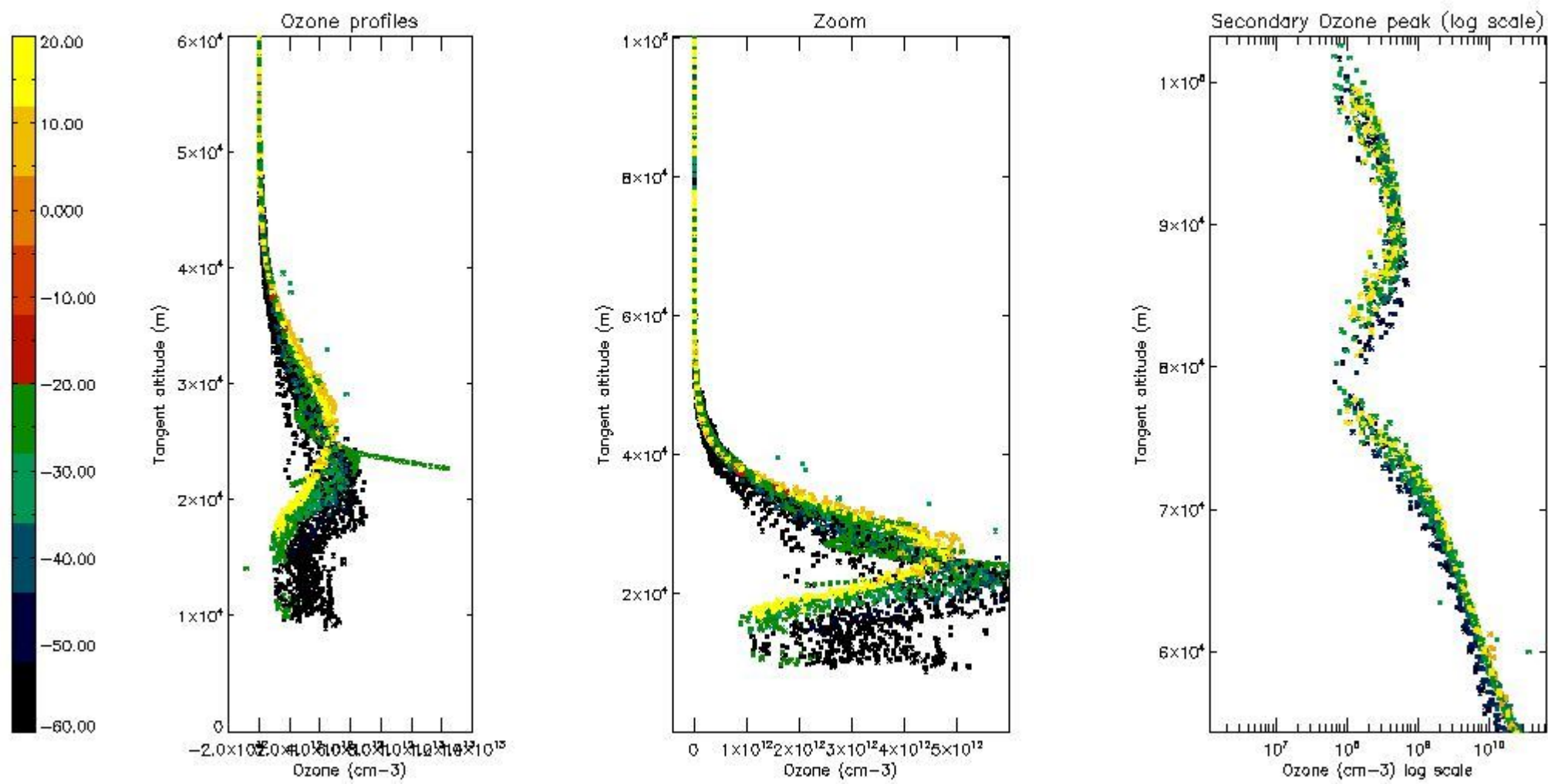
5.3 Plot ozone profiles where STD < 20% (dark without errors)

The colorbar represents the latitude.



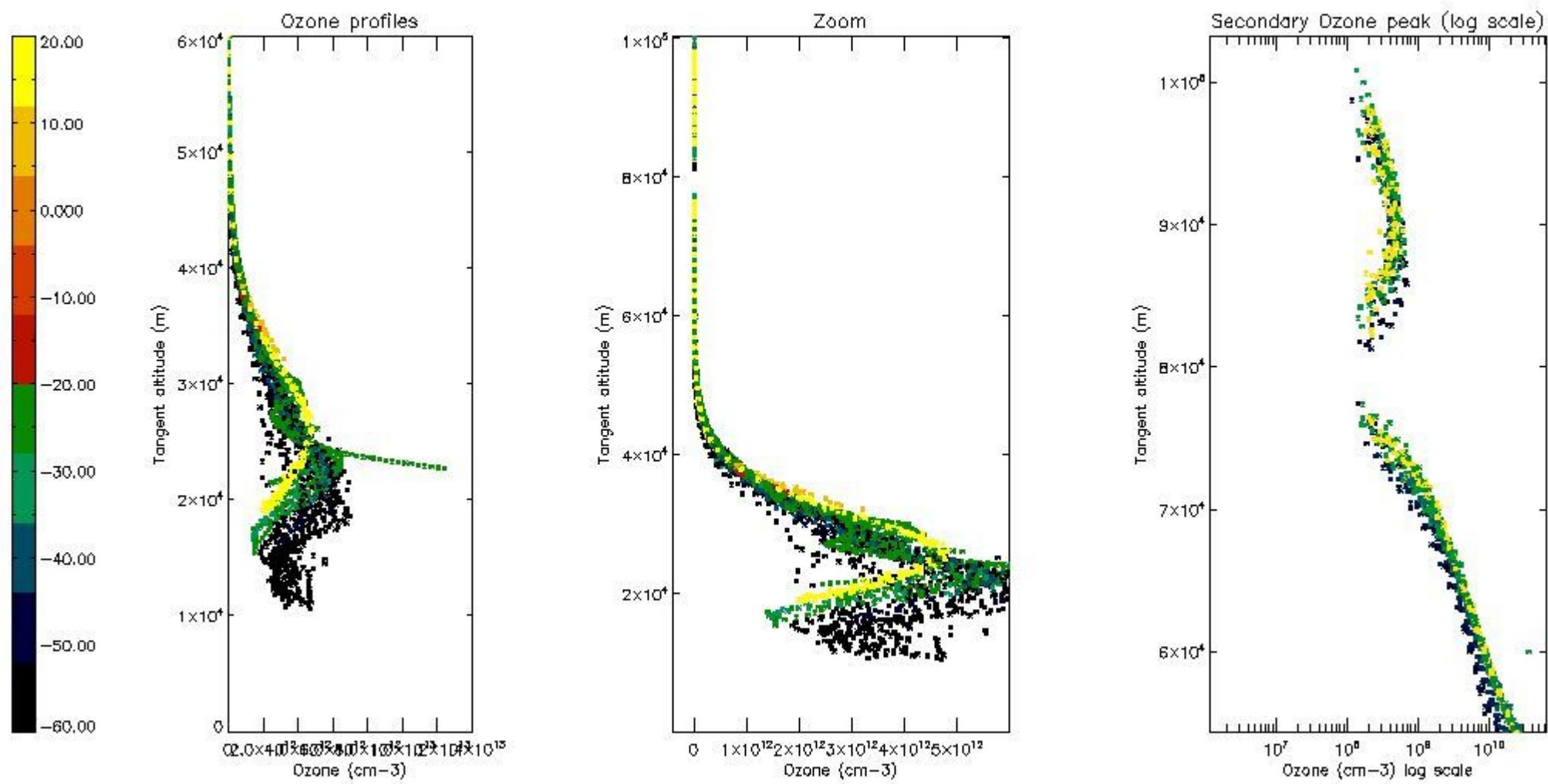
5.4 Plot ozone profiles where $STD < 10\%$ (dark without errors)

The colorbar represents the latitude.



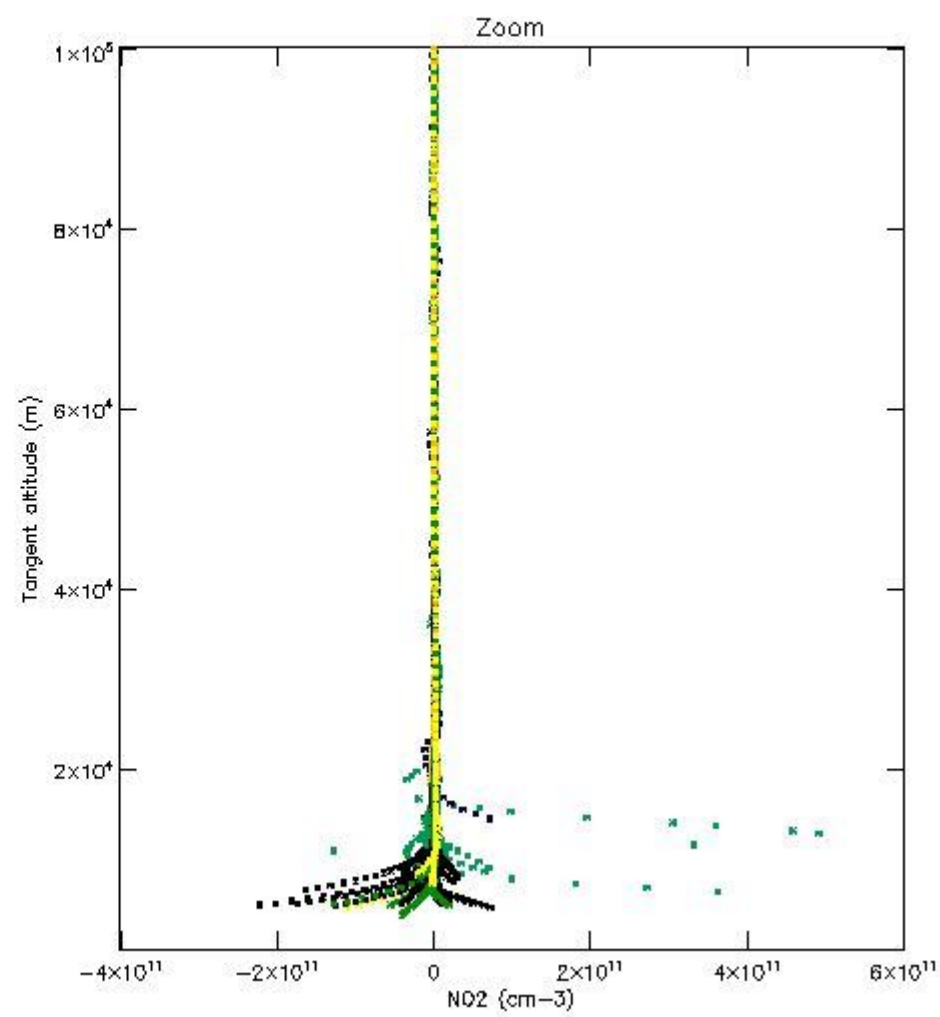
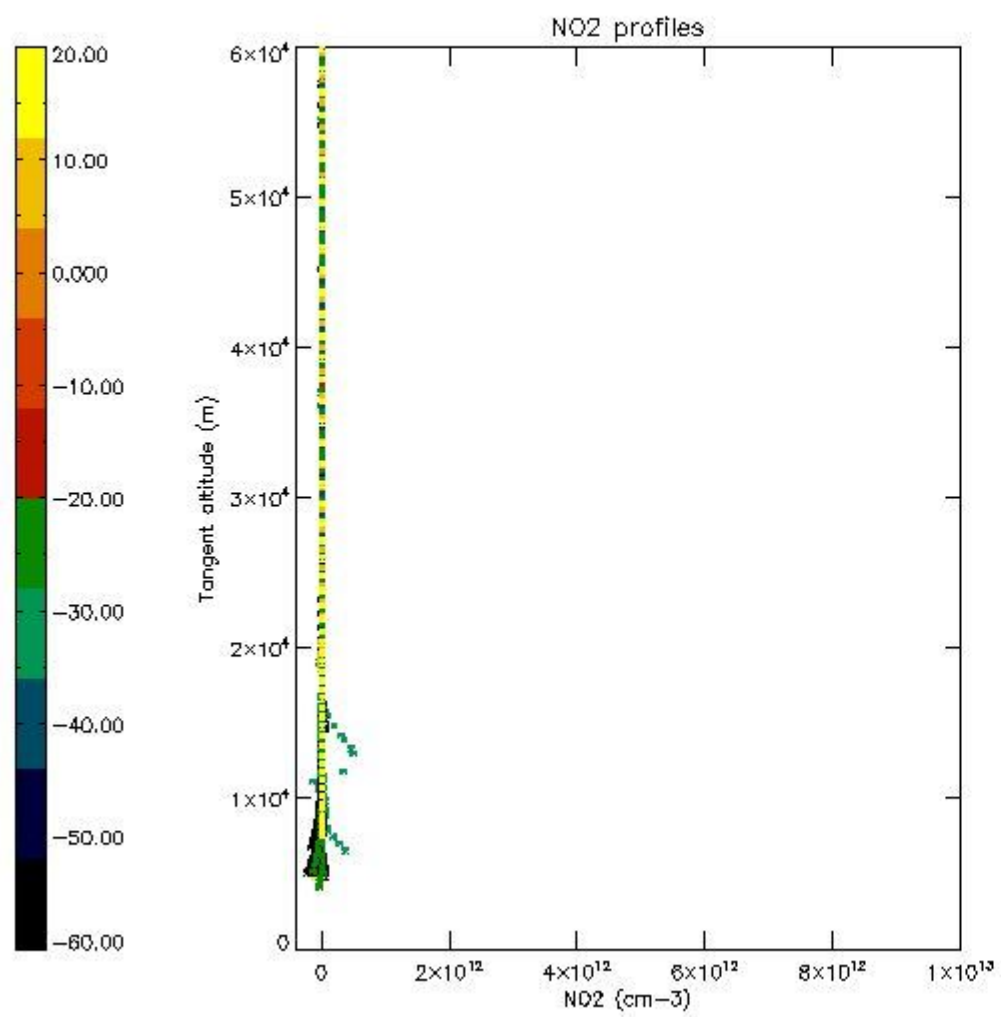
5.5 Plot ozone profiles where $STD < 5\%$ (dark without errors)

The colorbar represents the latitude.



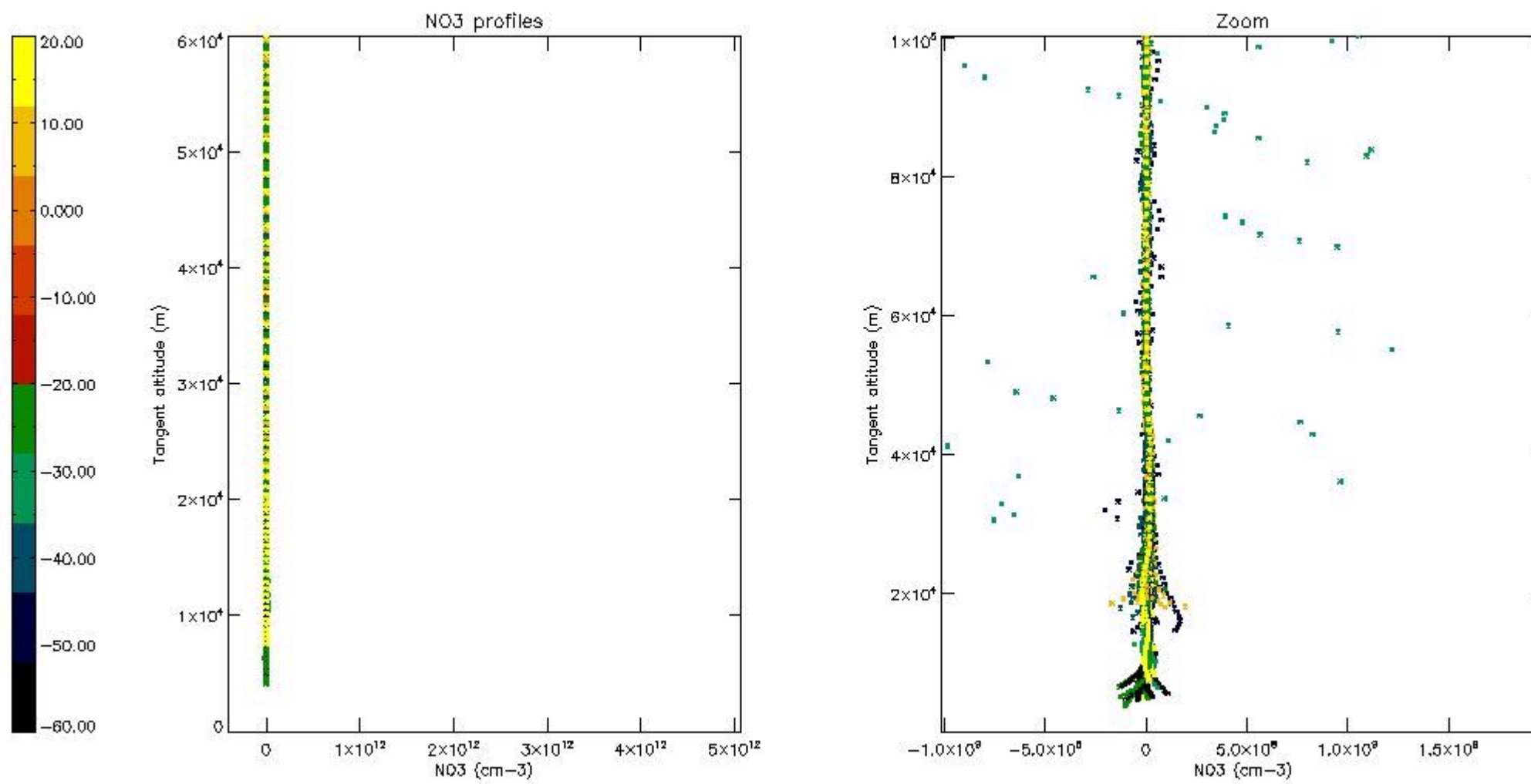
5.6 Plot NO₂ profiles for all STD (dark without errors)

The colorbar represents the latitude.



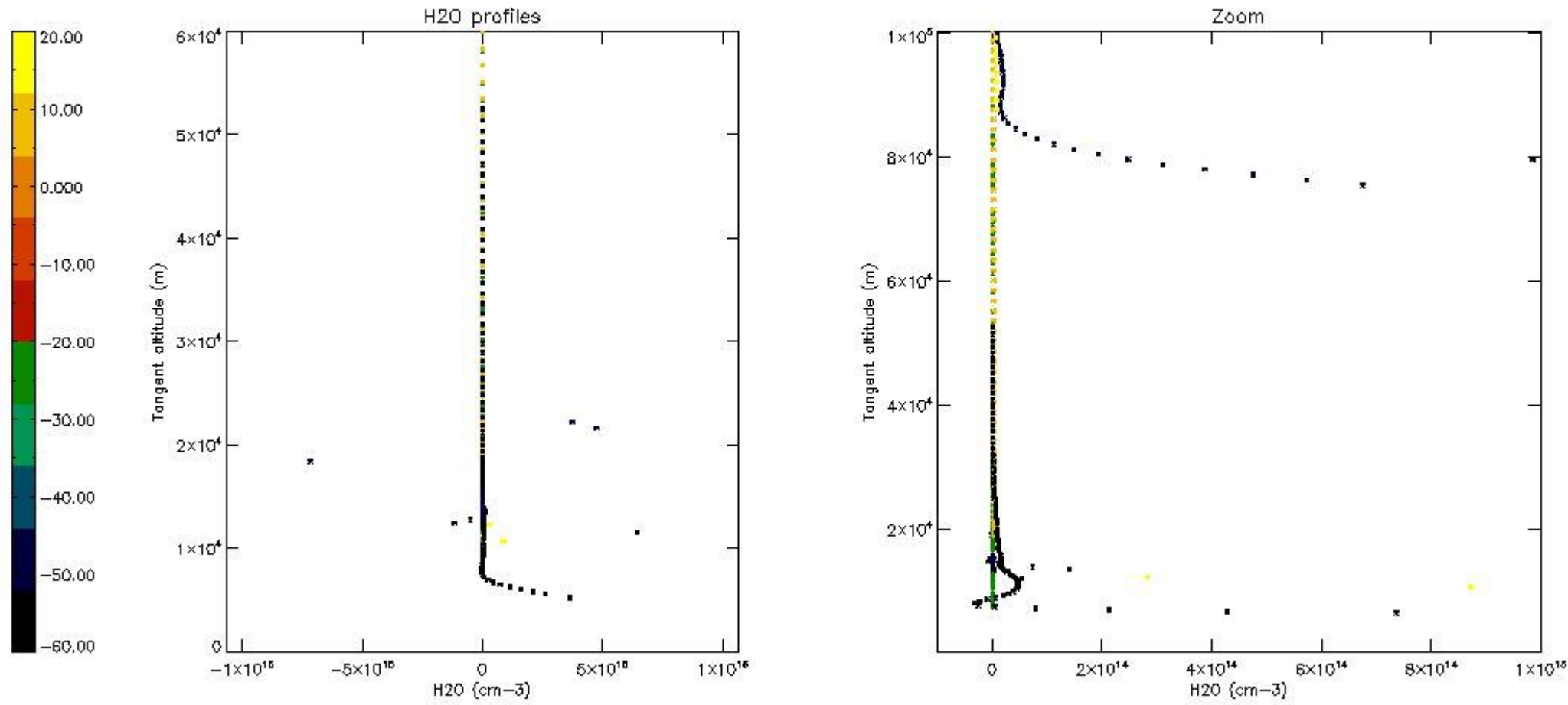
5.7 Plot NO3 profiles for all STD (dark without errors)

The colorbar represents the latitude.



5.8 Plot H₂O profiles for all STD (only for occultations of stars 1,2,3,4,13,14,16,26,63 dark without errors)

The colorbar represents the latitude.



6. Auxiliary Data Files used for the production reported in section 2

The number reported in the third column indicates since which file (see list in section 2) the corresponding auxiliary file has been used. The fourth column is the date of those product files.

Type	Auxiliary Filename	Used since product	Used since product date
INST_PHYS_CHARACTERISTICS	GOM_INS_AXNIEC20050627_150440_20020301_000000_20100101_000000	1	03-SEP-2002 00:00:48
LEVEL-2_PROC_CONFIG	GOM_PR2_AXVIEC20091111_152718_20020301_000000_20500101_000000	1	03-SEP-2002 00:00:48
CROSS_SECTIONS_FILE	GOM_CRS_AXVIEC20091111_154832_20020301_000000_20500101_000000	1	03-SEP-2002 00:00:48

GOMOS Level 2 Daily Report

SUMMARY

[1. General Info](#)

[2. Summary of processed GOM_NL_2P products](#)

[3. Level 2 Quality information per product](#)

[3.1 Plot of level 2 quality information per product \(time dependant\)](#)

[3.2 Plot of level 2 quality information per product \(world map\)](#)

[4. Level 1 Quality information per product \(stored on level 2 products\)](#)

[4.1 Plot of level 1 quality information per product \(time dependant\)](#)

[4.1.1 Plot of level 1 quality information per product \(time dependant\): ASCENDING](#)

[4.1.2 Plot of level 1 quality information per product \(time dependant\): DESCENDING](#)

[4.2 Plot of level 1 quality information per product \(world map\)](#)

[4.2.1 Plot of level 1 quality information per product \(world map\): ASCENDING](#)

[4.2.2 Plot of level 1 quality information per product \(world map\): DESCENDING](#)

[5. Ozone profiles based on quality statistics and other trace gas profiles](#)

[5.1 Ozone statistics based on quality of products](#)

[5.2 Plot ozone profiles for all STD \(dark without errors\)](#)

[5.3 Plot ozone profiles where STD < 20% \(dark without errors\)](#)

[5.4. Plot ozone profiles where STD < 10% \(dark without errors\)](#)

[5.5. Plot ozone profiles where STD < 5% \(dark without errors\)](#)

[5.6 Plot NO2 profiles for all STD \(dark without errors\)](#)

[5.7 Plot NO3 profiles for all STD \(dark without errors\)](#)

[5.8 Plot H2O profiles \(only for occultations of stars 1,2,3,4,13,14,16,26,63 dark without errors\) for all STD](#)

[6. Auxiliary Data Files used for the production reported in section 2](#)

This report presents the daily analysis on parameters extracted from GOMOS level 2 data (GOM_NL__2P). It is intended to monitor some important parameters that will impact the quality of these products. A list of level 2 products (and content) that have arrived during the reporting day to the PCF is also given.

Item	Value
Time of report generation	17APR2013 18:12:43
Data source version	GOMOS/6.01
Start time of products	03-09-2002 (03SEP2002 00:00:00)
Stop time of products	04-09-2002 (04SEP2002 00:00:00)
Store outputs in DB	Yes
Nb of level 2 prods	394
Nb of prods with errors	1

2. Summary of processed GOM_NL__2P products.

Nr	Filename	UTC Start time	Limb	Duration	Star Id	Star Name	Star Mag	Star Temp	Nb Meas	Orbit	Prod. error
1	GOM_NL__2PRFIN20020903_000048_00000702009_00102_02661_2730.N1	03-SEP-2002 00:00:48	Bright	70.000	140	88Gam Peg	2.8340	26000.	140	2661	No
2	GOM_NL__2PRFIN20020903_000437_00000402009_00102_02661_2731.N1	03-SEP-2002 00:04:37	Bright	39.500	19	50Alp Cyg	1.2460	10500.	79	2661	No
3	GOM_NL__2PRFIN20020903_000931_000000382009_00102_02661_2732.N1	03-SEP-2002 00:09:31	Bright	38.000	89	5Alp Cep	2.4510	8000.0	76	2661	No
4	GOM_NL__2PRFIN20020903_001206_000000462009_00102_02661_2733.N1	03-SEP-2002 00:12:06	Bright	45.500	74	11Bet Cas	2.2680	6600.0	91	2661	No
5	GOM_NL__2PRFIN20020903_001412_000000462009_00102_02661_2734.N1	03-SEP-2002 00:14:12	Bright	46.000	76	27Gam Cas	2.3000	30000.	92	2661	No
6	GOM_NL__2PRFIN20020903_001713_000000362009_00102_02661_2735.N1	03-SEP-2002 00:17:13	Bright	36.000	49	1Alp UMi	1.9900	6300.0	72	2661	No
7	GOM_NL__2PRFIN20020903_001919_000000902009_00102_02661_2736.N1	03-SEP-2002 00:19:19	Bright	89.500	73	57Gam1And	2.2600	13100.	179	2661	No
8	GOM_NL__2PRFIN20020903_002333_000000652009_00102_02661_2737.N1	03-SEP-2002 00:23:33	Bright	65.000	35	33Alp Per	1.7950	6250.0	130	2661	No
9	GOM_NL__2PRFIN20020903_002633_000001012009_00102_02661_2738.N1	03-SEP-2002 00:26:33	Bright	100.50	79	26Bet Per	2.3100	13100.	201	2661	No
10	GOM_NL__2PRFIN20020903_003003_000000962009_00102_02661_2739.N1	03-SEP-2002 00:30:03	Bright	96.000	149	45Eps Per	2.8880	30000.	192	2661	No
11	GOM_NL__2PRFIN20020903_003414_000000402009_00102_02661_2740.N1	03-SEP-2002 00:34:14	Bright	40.000	24	66Alp Gem	1.5800	10200.	80	2661	No
12	GOM_NL__2PRFIN20020903_003655_000000742009_00102_02661_2741.N1	03-SEP-2002 00:36:55	Twilight	73.500	28	12Bet Tau	1.6500	15200.	147	2661	No
13	GOM_NL__2PRFIN20020903_004002_000000532009_00102_02661_2742.N1	03-SEP-2002 00:40:02	Twilight	52.500	44	24Gam Gem	1.9280	11000.	105	2661	No
14	GOM_NL__2PRFIN20020903_004201_000000482009_00102_02661_2743.N1	03-SEP-2002 00:42:01	Twilight	48.000	8	10Alp CMi	0.40000	6500.0	96	2661	No
15	GOM_NL__2PRFIN20020903_004450_000000772009_00102_02661_2744.N1	03-SEP-2002 00:44:50	Dark	76.500	14	58Alp Ori	0.87000	3000.0	153	2661	No
16	GOM_NL__2PRFIN20020903_004718_000000792009_00102_02661_2745.N1	03-SEP-2002 00:47:18	Dark	78.500	27	24Gam Ori	1.6360	26000.	157	2661	No
17	GOM_NL__2PRFIN20020903_004949_000000592009_00102_02661_2746.N1	03-SEP-2002 00:49:49	Dark	58.500	1	9Alp CMa	-1.4400	11000.	117	2661	No
18	GOM_NL__2PRFIN20020903_005108_000000512009_00102_02661_2747.N1	03-SEP-2002 00:51:08	Dark	50.500	47	2Bet CMa	1.9760	28000.	101	2661	No
19	GOM_NL__2PRFIN20020903_005323_000000962009_00102_02661_2748.N1	03-SEP-2002 00:53:23	Dark	95.500	7	19Bet Ori	0.10000	14000.	191	2661	No
20	GOM_NL__2PRFIN20020903_005915_000000502009_00102_02661_2749.N1	03-SEP-2002 00:59:15	Dark	49.500	2	Alp Car	-0.73600	7000.0	99	2661	No
21	GOM_NL__2PRFIN20020903_010931_000000392009_00103_02662_2984.N1	03-SEP-2002 01:09:31	Dark	38.500	135	Bet Hyi	2.8200	5800.0	77	2662	No
22	GOM_NL__2PRFIN20020903_011054_000000582009_00103_02662_2985.N1	03-SEP-2002 01:10:54	Dark	57.500	9	Alp Eri	0.45300	24000.	115	2662	No
23	GOM_NL__2PRFIN20020903_020407_000000682009_00103_02662_2986.N1	03-SEP-2002 02:04:07	Bright	67.500	35	33Alp Per	1.7950	6250.0	135	2662	No
24	GOM_NL__2PRFIN20020903_020707_000001062009_00103_02662_2987.N1	03-SEP-2002 02:07:07	Bright	106.00	79	26Bet Per	2.3100	13100.	212	2662	No
25	GOM_NL__2PRFIN20020903_021038_000000862009_00103_02662_2988.N1	03-SEP-2002 02:10:38	Bright	86.000	149	45Eps Per	2.8880	30000.	172	2662	No
26	GOM_NL__2PRFIN20020903_021450_000000412009_00103_02662_2989.N1	03-SEP-2002 02:14:50	Bright	40.500	24	66Alp Gem	1.5800	10200.	81	2662	No
27	GOM_NL__2PRFIN20020903_021730_000000732009_00103_02662_2990.N1	03-SEP-2002 02:17:30	Twilight	73.000	28	12Bet Tau	1.6500	15200.	146	2662	No
28	GOM_NL__2PRFIN20020903_022038_000000562009_00103_02662_2991.N1	03-SEP-2002 02:20:38	Twilight	55.500	44	24Gam Gem	1.9280	11000.	111	2662	No
29	GOM_NL__2PRFIN20020903_022237_000000492009_00103_02662_2992.N1	03-SEP-2002 02:22:37	Twilight	48.500	8	10Alp CMi	0.40000	6500.0	97	2662	No
30	GOM_NL__2PRFIN20020903_022526_000000812009_00103_02662_2993.N1	03-SEP-2002 02:25:26	Dark	81.000	14	58Alp Ori	0.87000	3000.0	162	2662	No
31	GOM_NL__2PRFIN20020903_022756_000000842009_00103_02662_2994.N1	03-SEP-2002 02:27:56	Dark	84.000	27	24Gam Ori	1.6360	26000.	168	2662	No
32	GOM_NL__2PRFIN20020903_023024_000000592009_00103_02662_2995.N1	03-SEP-2002 02:30:24	Dark	59.000	1	9Alp CMa	-1.4400	11000.	118	2662	No
33	GOM_NL__2PRFIN20020903_023145_000000512009_00103_02662_2996.N1	03-SEP-2002 02:31:45	Dark	50.500	47	2Bet CMa	1.9760	28000.	101	2662	No
34	GOM_NL__2PRFIN20020903_023400_000000842009_00103_02662_2997.N1	03-SEP-2002 02:34:00	Dark	84.000	7	19Bet Ori	0.10000	14000.	168	2662	No
35	GOM_NL__2PRFIN20020903_023951_000000512009_00103_02662_2998.N1	03-SEP-2002 02:39:51	Dark	50.500	2	Alp Car	-0.73600	7000.0	101	2662	No
36	GOM_NL__2PRFIN20020903_025007_000000392009_00104_02663_2710.N1	03-SEP-2002 02:50:07	Dark	38.500	135	Bet Hyi	2.8200	5800.0	77	2663	No
37	GOM_NL__2PRFIN20020903_025131_000000492009_00104_02663_2711.N1	03-SEP-2002 02:51:31	Dark	49.000	9	Alp Eri	0.45300	24000.	98	2663	No
38	GOM_NL__2PRFIN20020903_025542_000000422009_00104_02663_2712.N1	03-SEP-2002 02:55:42	Straylight	41.500	148	Alp Tuc	2.8780	4100.0	83	2663	No
39	GOM_NL__2PRFIN20020903_025726_000000512009_00104_02663_2713.N1	03-SEP-2002 02:57:26	Straylight	51.000	84	Alp Phe	2.3970	4500.0	102	2663	No
40	GOM_NL__2PRFIN20020903_025921_000000442009_00104_02663_2714.N1	03-SEP-2002 02:59:21	Straylight	43.500	31	Alp Gru	1.7340	15200.	87	2663	No
41	GOM_NL__2PRFIN20020903_030326_000000492009_00104_02663_2715.N1	03-SEP-2002 03:03:26	Straylight	49.000	18	24Alp PsA	1.1660	9700.0	98	2663	No
42	GOM_NL__2PRFIN20020903_030813_000000412009_00104_02663_2716.N1	03-SEP-2002 03:08:13	Bright	41.000	142	49Del Cap	2.8500	8900.0	82	2663	No

102	GOM_NL__2PRFIN20020903_063232_000000392009_00106_02665_2990.N1	03-SEP-2002 06:32:32	Bright	39.000	154	22Bet Aqr	2.8990	5700.0	78	2665	No
103	GOM_NL__2PRFIN20020903_063357_000000422009_00106_02665_2991.N1	03-SEP-2002 06:33:57	Bright	41.500	162	34Alp Aqr	2.9440	5350.0	83	2665	No
104	GOM_NL__2PRFIN20020903_063656_000000422009_00106_02665_2992.N1	03-SEP-2002 06:36:56	Bright	41.500	61	8Eps Peg	2.1000	3900.0	83	2665	No
105	GOM_NL__2PRFIN20020903_063937_000000482009_00106_02665_2993.N1	03-SEP-2002 06:39:37	Bright	48.000	90	54Alp Peg	2.4870	11000.	96	2665	No
106	GOM_NL__2PRFIN20020903_064306_000000702009_00106_02665_2994.N1	03-SEP-2002 06:43:06	Bright	70.000	140	88Gam Peg	2.8340	26000.	140	2665	No
107	GOM_NL__2PRFIN20020903_064547_000000392009_00106_02665_2995.N1	03-SEP-2002 06:45:47	Bright	38.500	66	37Gam Cyg	2.2080	5900.0	77	2665	No
108	GOM_NL__2PRFIN20020903_064701_000000402009_00106_02665_2996.N1	03-SEP-2002 06:47:01	Bright	40.000	19	50Alp Cyg	1.2460	10500.	80	2665	No
109	GOM_NL__2PRFIN20020903_065154_000000382009_00106_02665_2997.N1	03-SEP-2002 06:51:54	Bright	37.500	89	5Alp Cep	2.4510	8000.0	75	2665	No
110	GOM_NL__2PRFIN20020903_081001_000000422009_00107_02666_2981.N1	03-SEP-2002 08:10:01	Bright	41.500	142	49Del Cap	2.8500	8900.0	83	2666	No
111	GOM_NL__2PRFIN20020903_081308_000000392009_00107_02666_2982.N1	03-SEP-2002 08:13:08	Bright	39.000	154	22Bet Aqr	2.8990	5700.0	78	2666	No
112	GOM_NL__2PRFIN20020903_081433_000000422009_00107_02666_2983.N1	03-SEP-2002 08:14:33	Bright	41.500	162	34Alp Aqr	2.9440	5350.0	83	2666	No
113	GOM_NL__2PRFIN20020903_081732_000000412009_00107_02666_2984.N1	03-SEP-2002 08:17:32	Bright	41.000	61	8Eps Peg	2.1000	3900.0	82	2666	No
114	GOM_NL__2PRFIN20020903_082013_000000482009_00107_02666_2985.N1	03-SEP-2002 08:20:13	Bright	47.500	90	54Alp Peg	2.4870	11000.	95	2666	No
115	GOM_NL__2PRFIN20020903_082340_000000692009_00107_02666_2986.N1	03-SEP-2002 08:23:40	Bright	69.000	140	88Gam Peg	2.8340	26000.	138	2666	No
116	GOM_NL__2PRFIN20020903_082623_000000372009_00107_02666_2987.N1	03-SEP-2002 08:26:23	Bright	37.000	66	37Gam Cyg	2.2080	5900.0	74	2666	No
117	GOM_NL__2PRFIN20020903_082738_000000392009_00107_02666_2988.N1	03-SEP-2002 08:27:38	Bright	38.500	19	50Alp Cyg	1.2460	10500.	77	2666	No
118	GOM_NL__2PRFIN20020903_083231_000000382009_00107_02666_2989.N1	03-SEP-2002 08:32:31	Bright	37.500	89	5Alp Cep	2.4510	8000.0	75	2666	No
119	GOM_NL__2PRFIN20020903_083503_000000412009_00107_02666_2990.N1	03-SEP-2002 08:35:03	Bright	41.000	74	11Bet Cas	2.2680	6600.0	82	2666	No
120	GOM_NL__2PRFIN20020903_083709_000000472009_00107_02666_2991.N1	03-SEP-2002 08:37:09	Bright	46.500	76	27Gam Cas	2.3000	30000.	93	2666	No
121	GOM_NL__2PRFIN20020903_084012_000000372009_00107_02666_2992.N1	03-SEP-2002 08:40:12	Bright	36.500	49	1Alp UMi	1.9900	6300.0	73	2666	No
122	GOM_NL__2PRFIN20020903_084209_000000932009_00107_02666_2993.N1	03-SEP-2002 08:42:09	Bright	92.500	73	57Gam1And	2.2600	13100.	185	2666	No
123	GOM_NL__2PRFIN20020903_084628_000000682009_00107_02666_2994.N1	03-SEP-2002 08:46:28	Bright	67.500	35	33Alp Per	1.7950	6250.0	135	2666	No
124	GOM_NL__2PRFIN20020903_084925_000001022009_00107_02666_2995.N1	03-SEP-2002 08:49:25	Bright	101.50	79	26Bet Per	2.3100	13100.	203	2666	No
125	GOM_NL__2PRFIN20020903_085259_000000872009_00107_02666_2996.N1	03-SEP-2002 08:52:59	Bright	87.000	149	45Eps Per	2.8880	30000.	174	2666	No
126	GOM_NL__2PRFIN20020903_085715_000000412009_00107_02666_2997.N1	03-SEP-2002 08:57:15	Bright	40.500	24	66Alp Gem	1.5800	10200.	81	2666	No
127	GOM_NL__2PRFIN20020903_085956_000000752009_00107_02666_2998.N1	03-SEP-2002 08:59:56	Twilight	75.000	28	12Bet Tau	1.6500	15200.	150	2666	No
128	GOM_NL__2PRFIN20020903_090303_000000542009_00107_02666_2999.N1	03-SEP-2002 09:03:03	Twilight	53.500	44	24Gam Gem	1.9280	11000.	107	2666	No
129	GOM_NL__2PRFIN20020903_090503_000000542009_00107_02666_3000.N1	03-SEP-2002 09:05:03	Twilight	54.000	8	10Alp CMi	0.40000	6500.0	108	2666	No
130	GOM_NL__2PRFIN20020903_090754_000000782009_00107_02666_3001.N1	03-SEP-2002 09:07:54	Dark	78.000	14	58Alp Ori	0.87000	3000.0	156	2666	No
131	GOM_NL__2PRFIN20020903_091140_000002552009_00107_02666_3002.N1	03-SEP-2002 09:11:40	Dark	255.00	13	87Alp Tau	0.86700	3800.0	510	2666	No
132	GOM_NL__2PRFIN20020903_091631_000000942009_00107_02666_3003.N1	03-SEP-2002 09:16:31	Dark	94.000	7	19Bet Ori	0.10000	14000.	188	2666	No
133	GOM_NL__2PRFIN20020903_092217_000000452009_00107_02666_3004.N1	03-SEP-2002 09:22:17	Dark	44.500	2	Alp Car	-0.73600	7000.0	89	2666	No
134	GOM_NL__2PRFIN20020903_093232_000000382009_00108_02667_2709.N1	03-SEP-2002 09:32:32	Dark	38.000	135	Bet Hyi	2.8200	5800.0	76	2667	No
135	GOM_NL__2PRFIN20020903_093356_000000512009_00108_02667_2710.N1	03-SEP-2002 09:33:56	Dark	50.500	9	Alp Eri	0.45300	24000.	101	2667	No
136	GOM_NL__2PRFIN20020903_093806_000000422009_00108_02667_2711.N1	03-SEP-2002 09:38:06	Straylight	42.000	148	Alp Tuc	2.8780	4100.0	84	2667	No
137	GOM_NL__2PRFIN20020903_093953_000000582009_00108_02667_2712.N1	03-SEP-2002 09:39:53	Straylight	58.000	84	Alp Phe	2.3970	4500.0	116	2667	No
138	GOM_NL__2PRFIN20020903_094146_000000422009_00108_02667_2713.N1	03-SEP-2002 09:41:46	Straylight	42.000	31	Alp Gru	1.7340	15200.	84	2667	No
139	GOM_NL__2PRFIN20020903_094551_000000492009_00108_02667_2714.N1	03-SEP-2002 09:45:51	Straylight	49.000	18	24Alp PsA	1.1660	9700.0	98	2667	No
140	GOM_NL__2PRFIN20020903_095038_000000422009_00108_02667_2715.N1	03-SEP-2002 09:50:38	Bright	42.000	142	49Del Cap	2.8500	8900.0	84	2667	No
141	GOM_NL__2PRFIN20020903_095344_000000402009_00108_02667_2716.N1	03-SEP-2002 09:53:44	Bright	39.500	154	22Bet Aqr	2.8990	5700.0	79	2667	No
142	GOM_NL__2PRFIN20020903_095509_000000412009_00108_02667_2717.N1	03-SEP-2002 09:55:09	Bright	41.000	162	34Alp Aqr	2.9440	5350.0	82	2667	No
143	GOM_NL__2PRFIN20020903_095808_000000412009_00108_02667_2718.N1	03-SEP-2002 09:58:08	Bright	41.000	61	8Eps Peg	2.1000	3900.0	82	2667	No
144	GOM_NL__2PRFIN20020903_100049_000000472009_00108_02667_2719.N1	03-SEP-2002 10:00:49	Bright	47.000	90	54Alp Peg	2.4870	11000.	94	2667	No
145	GOM_NL__2PRFIN20020903_100415_000000712009_00108_02667_2720.N1	03-SEP-2002 10:04:15	Bright	71.000	140	88Gam Peg	2.8340	26000.	142	2667	No
146	GOM_NL__2PRFIN20020903_100659_000000362009_00108_02667_2721.N1	03-SEP-2002 10:06:59	Bright	36.000	66	37Gam Cyg	2.2080	5900.0	72	2667	No
147	GOM_NL__2PRFIN20020903_100814_000000382009_00108_02667_2722.N1	03-SEP-2002 10:08:14	Bright	38.000	19	50Alp Cyg	1.2460	10500.	76	2667	No
148	GOM_NL__2PRFIN20020903_101307_000000382009_00108_02667_2723.N1	03-SEP-2002 10:13:07	Bright	38.000	89	5Alp Cep	2.4510	8000.0	76	2667	No
149	GOM_NL__2PRFIN20020903_101538_000000452009_00108_02667_2724.N1	03-SEP-2002 10:15:38	Bright	45.000	74	11Bet Cas	2.2680	6600.0	90	2667	No
150	GOM_NL__2PRFIN20020903_101744_000000472009_00108_02667_2725.N1	03-SEP-2002 10:17:44	Bright	46.500	76	27Gam Cas	2.3000	30000.	93	2667	No
151	GOM_NL__2PRFIN20020903_102048_000000382009_00108_02667_2726.N1	03-SEP-2002 10:20:48	Bright	37.500	49	1Alp UMi	1.9900	6300.0	75	2667	No
152	GOM_NL__2PRFIN20020903_102243_000000922009_00108_02667_2727.N1	03-SEP-2002 10:22:43	Bright	91.500	73	57Gam1And	2.2600	13100.	183	2667	No
153	GOM_NL__2PRFIN20020903_102702_000000682009_00108_02667_2728.N1	03-SEP-2002 10:27:02	Bright	68.000	35	33Alp Per	1.7950	6250.0	136	2667	No
154	GOM_NL__2PRFIN20020903_103000_000001072009_00108_02667_2729.N1	03-SEP-2002 10:30:00	Bright	107.00	79	26Bet Per	2.3100	13100.	214	2667	No
155	GOM_NL__2PRFIN20020903_103335_000000872009_00108_02667_2730.N1	03-SEP-2002 10:33:35	Bright	86.500	149	45Eps Per	2.8880	30000.	173	2667	No
156	GOM_NL__2PRFIN20020903_103751_000000412009_00108_02667_2731.N1	03-SEP-2002 10:37:51	Bright	41.000	24	66Alp Gem	1.5800	10200.	82	2667	No
157	GOM_NL__2PRFIN20020903_104032_000000712009_00108_02667_2732.N1	03-SEP-2002 10:40:32	Twilight	70.500	28	12Bet Tau	1.6500	15200.	141	2667	No
158	GOM_NL__2PRFIN20020903_104340_000000532009_00108_02667_2733.N1	03-SEP-2002 10:43:40	Twilight	52.500	44	24Gam Gem	1.9280	11000.	105	2667	No
159	GOM_NL__2PRFIN20020903_104540_000000472009_00108_02667_2734.N1	03-SEP-2002 10:45:40	Twilight	46.500	8	10Alp CMi	0.40000	6500.0	93	2667	No
160	GOM_NL__2PRFIN20020903_104831_000000812009_00108_02667_2735.N1	03-SEP-2002 10:48:31	Dark	81.000	14	58Alp Ori	0.87000	3000.0	162	2667	No

161	GOM_NL__2PRFIN20020903_105220_000002552009_00108_02667_2736.N1	03-SEP-2002 10:52:20	Dark	255.00	13	87Alp Tau	0.86700	3800.0	510	2667	No
162	GOM_NL__2PRFIN20020903_105709_000000832009_00108_02667_2737.N1	03-SEP-2002 10:57:09	Dark	82.500	7	19Bet Ori	0.10000	14000.	165	2667	No
163	GOM_NL__2PRFIN20020903_110253_000000482009_00108_02667_2738.N1	03-SEP-2002 11:02:53	Dark	47.500	2	Alp Car	-0.73600	7000.0	95	2667	No
164	GOM_NL__2PRFIN20020903_111308_000000382009_00109_02668_2729.N1	03-SEP-2002 11:13:08	Dark	38.000	135	Bet Hyi	2.8200	5800.0	76	2668	No
165	GOM_NL__2PRFIN20020903_111434_000000472009_00109_02668_2730.N1	03-SEP-2002 11:14:34	Dark	46.500	9	Alp Eri	0.45300	24000.	93	2668	No
166	GOM_NL__2PRFIN20020903_111843_000000402009_00109_02668_2731.N1	03-SEP-2002 11:18:43	Straylight	39.500	148	Alp Tuc	2.8780	4100.0	79	2668	No
167	GOM_NL__2PRFIN20020903_112030_000000472009_00109_02668_2732.N1	03-SEP-2002 11:20:30	Straylight	47.000	84	Alp Phe	2.3970	4500.0	94	2668	No
168	GOM_NL__2PRFIN20020903_112223_000000422009_00109_02668_2733.N1	03-SEP-2002 11:22:23	Straylight	42.000	31	Alp Gru	1.7340	15200.	84	2668	No
169	GOM_NL__2PRFIN20020903_112628_000000492009_00109_02668_2734.N1	03-SEP-2002 11:26:28	Straylight	48.500	18	24Alp PsA	1.1660	9700.0	97	2668	No
170	GOM_NL__2PRFIN20020903_113114_000000442009_00109_02668_2735.N1	03-SEP-2002 11:31:14	Bright	43.500	142	49Del Cap	2.8500	8900.0	87	2668	No
171	GOM_NL__2PRFIN20020903_113421_000000392009_00109_02668_2736.N1	03-SEP-2002 11:34:21	Bright	39.000	154	22Bet Aqr	2.8990	5700.0	78	2668	No
172	GOM_NL__2PRFIN20020903_113545_000000422009_00109_02668_2737.N1	03-SEP-2002 11:35:45	Bright	41.500	162	34Alp Aqr	2.9440	5350.0	83	2668	No
173	GOM_NL__2PRFIN20020903_113845_000000402009_00109_02668_2738.N1	03-SEP-2002 11:38:45	Bright	40.000	61	8Eps Peg	2.1000	3900.0	80	2668	No
174	GOM_NL__2PRFIN20020903_114124_000000472009_00109_02668_2739.N1	03-SEP-2002 11:41:24	Bright	46.500	90	54Alp Peg	2.4870	11000.	93	2668	No
175	GOM_NL__2PRFIN20020903_114449_000000702009_00109_02668_2740.N1	03-SEP-2002 11:44:49	Bright	70.000	140	88Gam Peg	2.8340	26000.	140	2668	No
176	GOM_NL__2PRFIN20020903_114736_000000382009_00109_02668_2741.N1	03-SEP-2002 11:47:36	Bright	38.000	66	37Gam Cyg	2.2080	5900.0	76	2668	No
177	GOM_NL__2PRFIN20020903_114851_000000402009_00109_02668_2742.N1	03-SEP-2002 11:48:51	Bright	39.500	19	50Alp Cyg	1.2460	10500.	79	2668	No
178	GOM_NL__2PRFIN20020903_115343_000000372009_00109_02668_2743.N1	03-SEP-2002 11:53:43	Bright	37.000	89	5Alp Cep	2.4510	8000.0	74	2668	No
179	GOM_NL__2PRFIN20020903_115614_000000442009_00109_02668_2744.N1	03-SEP-2002 11:56:14	Bright	44.000	74	11Bet Cas	2.2680	6600.0	88	2668	No
180	GOM_NL__2PRFIN20020903_115820_000000462009_00109_02668_2745.N1	03-SEP-2002 11:58:20	Bright	46.000	76	27Gam Cas	2.3000	30000.	92	2668	No
181	GOM_NL__2PRFIN20020903_120124_000000392009_00109_02668_2746.N1	03-SEP-2002 12:01:24	Bright	38.500	49	1Alp UMi	1.9900	6300.0	77	2668	No
182	GOM_NL__2PRFIN20020903_120318_000000882009_00109_02668_2747.N1	03-SEP-2002 12:03:18	Bright	88.000	73	57Gam1And	2.2600	13100.	176	2668	No
183	GOM_NL__2PRFIN20020903_120738_000000672009_00109_02668_2748.N1	03-SEP-2002 12:07:38	Bright	66.500	35	33Alp Per	1.7950	6250.0	133	2668	No
184	GOM_NL__2PRFIN20020903_121035_000001062009_00109_02668_2749.N1	03-SEP-2002 12:10:35	Bright	106.00	79	26Bet Per	2.3100	13100.	212	2668	No
185	GOM_NL__2PRFIN20020903_121410_000000842009_00109_02668_2750.N1	03-SEP-2002 12:14:10	Bright	83.500	149	45Eps Per	2.8880	30000.	167	2668	No
186	GOM_NL__2PRFIN20020903_121827_000000402009_00109_02668_2751.N1	03-SEP-2002 12:18:27	Bright	40.000	24	66Alp Gem	1.5800	10200.	80	2668	No
187	GOM_NL__2PRFIN20020903_122109_000000762009_00109_02668_2752.N1	03-SEP-2002 12:21:09	Twi_and_stray	75.500	28	12Bet Tau	1.6500	15200.	151	2668	No
188	GOM_NL__2PRFIN20020903_122416_000000572009_00109_02668_2753.N1	03-SEP-2002 12:24:16	Twi_and_stray	56.500	44	24Gam Gem	1.9280	11000.	113	2668	No
189	GOM_NL__2PRFIN20020903_122616_000000502009_00109_02668_2754.N1	03-SEP-2002 12:26:16	Twilight	50.000	8	10Alp CMi	0.40000	6500.0	100	2668	No
190	GOM_NL__2PRFIN20020903_122908_000000702009_00109_02668_2755.N1	03-SEP-2002 12:29:08	Dark	70.000	14	58Alp Ori	0.87000	3000.0	140	2668	No
191	GOM_NL__2PRFIN20020903_123300_000002552009_00109_02668_2756.N1	03-SEP-2002 12:33:00	Dark	255.00	13	87Alp Tau	0.86700	3800.0	510	2668	No
192	GOM_NL__2PRFIN20020903_123747_000000982009_00109_02668_2757.N1	03-SEP-2002 12:37:47	Dark	98.000	7	19Bet Ori	0.10000	14000.	196	2668	No
193	GOM_NL__2PRFIN20020903_124330_000000512009_00109_02668_2758.N1	03-SEP-2002 12:43:30	Dark	50.500	2	Alp Car	-0.73600	7000.0	101	2668	No
194	GOM_NL__2PRFIN20020903_125344_000000362009_00110_02669_3000.N1	03-SEP-2002 12:53:44	Dark	36.000	135	Bet Hyi	2.8200	5800.0	72	2669	No
195	GOM_NL__2PRFIN20020903_125510_000000462009_00110_02669_3001.N1	03-SEP-2002 12:55:10	Dark	46.000	9	Alp Eri	0.45300	24000.	92	2669	No
196	GOM_NL__2PRFIN20020903_125919_000000382009_00110_02669_3002.N1	03-SEP-2002 12:59:19	Straylight	38.000	148	Alp Tuc	2.8780	4100.0	76	2669	No
197	GOM_NL__2PRFIN20020903_130107_000000472009_00110_02669_3003.N1	03-SEP-2002 13:01:07	Straylight	47.000	84	Alp Phe	2.3970	4500.0	94	2669	No
198	GOM_NL__2PRFIN20020903_130259_000000412009_00110_02669_3004.N1	03-SEP-2002 13:02:59	Straylight	41.000	31	Alp Gru	1.7340	15200.	82	2669	No
199	GOM_NL__2PRFIN20020903_130704_000000482009_00110_02669_3005.N1	03-SEP-2002 13:07:04	Straylight	48.000	18	24Alp PsA	1.1660	9700.0	96	2669	No
200	GOM_NL__2PRFIN20020903_131150_000000402009_00110_02669_3006.N1	03-SEP-2002 13:11:50	Bright	39.500	142	49Del Cap	2.8500	8900.0	79	2669	No
201	GOM_NL__2PRFIN20020903_131457_000000382009_00110_02669_3007.N1	03-SEP-2002 13:14:57	Bright	38.000	154	22Bet Aqr	2.8990	5700.0	76	2669	No
202	GOM_NL__2PRFIN20020903_131621_000000412009_00110_02669_3008.N1	03-SEP-2002 13:16:21	Bright	41.000	162	34Alp Aqr	2.9440	5350.0	82	2669	No
203	GOM_NL__2PRFIN20020903_131921_000000392009_00110_02669_3009.N1	03-SEP-2002 13:19:21	Bright	38.500	61	8Eps Peg	2.1000	3900.0	77	2669	No
204	GOM_NL__2PRFIN20020903_132200_000000472009_00110_02669_3010.N1	03-SEP-2002 13:22:00	Bright	46.500	90	54Alp Peg	2.4870	11000.	93	2669	No
205	GOM_NL__2PRFIN20020903_132524_000000682009_00110_02669_3011.N1	03-SEP-2002 13:25:24	Bright	67.500	140	88Gam Peg	2.8340	26000.	135	2669	No
206	GOM_NL__2PRFIN20020903_132812_000000382009_00110_02669_3012.N1	03-SEP-2002 13:28:12	Bright	37.500	66	37Gam Cyg	2.2080	5900.0	75	2669	No
207	GOM_NL__2PRFIN20020903_132926_000000352009_00110_02669_3013.N1	03-SEP-2002 13:29:26	Bright	34.500	19	50Alp Cyg	1.2460	10500.	69	2669	No
208	GOM_NL__2PRFIN20020903_133419_000000362009_00110_02669_3014.N1	03-SEP-2002 13:34:19	Bright	35.500	89	5Alp Cep	2.4510	8000.0	71	2669	No
209	GOM_NL__2PRFIN20020903_133649_000000452009_00110_02669_3015.N1	03-SEP-2002 13:36:49	Bright	44.500	74	11Bet Cas	2.2680	6600.0	89	2669	No
210	GOM_NL__2PRFIN20020903_133855_000000472009_00110_02669_3016.N1	03-SEP-2002 13:38:55	Bright	47.000	76	27Gam Cas	2.3000	30000.	94	2669	No
211	GOM_NL__2PRFIN20020903_134201_000000352009_00110_02669_3017.N1	03-SEP-2002 13:42:01	Bright	34.500	49	1Alp UMi	1.9900	6300.0	69	2669	No
212	GOM_NL__2PRFIN20020903_134352_000000852009_00110_02669_3018.N1	03-SEP-2002 13:43:52	Bright	84.500	73	57Gam1And	2.2600	13100.	169	2669	No
213	GOM_NL__2PRFIN20020903_134813_000000642009_00110_02669_3019.N1	03-SEP-2002 13:48:13	Bright	64.000	35	33Alp Per	1.7950	6250.0	128	2669	No
214	GOM_NL__2PRFIN20020903_135109_000001072009_00110_02669_3020.N1	03-SEP-2002 13:51:09	Bright	107.00	79	26Bet Per	2.3100	13100.	214	2669	No
215	GOM_NL__2PRFIN20020903_135446_000000852009_00110_02669_3021.N1	03-SEP-2002 13:54:46	Bright	85.000	149	45Eps Per	2.8880	30000.	170	2669	No
216	GOM_NL__2PRFIN20020903_135904_000000402009_00110_02669_3022.N1	03-SEP-2002 13:59:04	Bright	39.500	24	66Alp Gem	1.5800	10200.	79	2669	No
217	GOM_NL__2PRFIN20020903_140145_000000732009_00110_02669_3023.N1	03-SEP-2002 14:01:45	Twi_and_stray	73.000	28	12Bet Tau	1.6500	15200.	146	2669	No
218	GOM_NL__2PRFIN20020903_140453_000000502009_00110_02669_3024.N1	03-SEP-2002 14:04:53	Twi_and_stray	49.500	44	24Gam Gem	1.9280	11000.	99	2669	No
219	GOM_NL__2PRFIN20020903_140652_000000532009_00110_02669_3025.N1	03-SEP-2002 14:06:52	Twilight	52.500	8	10Alp CMi	0.40000	6500.0	105	2669	No

220	GOM_NL__2PRFIN20020903_140945_000000742009_00110_02669_3026.N1	03-SEP-2002 14:09:45	Dark	74.000	14	58Alp Ori	0.87000	3000.0	148	2669	No
221	GOM_NL__2PRFIN20020903_141341_000002552009_00110_02669_3027.N1	03-SEP-2002 14:13:41	Dark	255.00	13	87Alp Tau	0.86700	3800.0	510	2669	No
222	GOM_NL__2PRFIN20020903_141912_000000442009_00110_02669_3028.N1	03-SEP-2002 14:19:12	Dark	43.500	177	1Zet CMa	3.0220	26000.	87	2669	No
223	GOM_NL__2PRFIN20020903_142352_000000452009_00110_02669_3029.N1	03-SEP-2002 14:23:52	Dark	44.500	41	Eps Car	1.8600	4100.0	89	2669	No
224	GOM_NL__2PRFIN20020903_143421_000000392009_00111_02670_2731.N1	03-SEP-2002 14:34:21	Dark	38.500	135	Bet Hyi	2.8200	5800.0	77	2670	No
225	GOM_NL__2PRFIN20020903_143547_000000482009_00111_02670_2732.N1	03-SEP-2002 14:35:47	Dark	48.000	9	Alp Eri	0.45300	24000.	96	2670	No
226	GOM_NL__2PRFIN20020903_143955_000000442009_00111_02670_2733.N1	03-SEP-2002 14:39:55	Straylight	43.500	148	Alp Tuc	2.8780	4100.0	87	2670	No
227	GOM_NL__2PRFIN20020903_144144_000000482009_00111_02670_2734.N1	03-SEP-2002 14:41:44	Straylight	48.000	84	Alp Phe	2.3970	4500.0	96	2670	No
228	GOM_NL__2PRFIN20020903_144336_000000422009_00111_02670_2735.N1	03-SEP-2002 14:43:36	Straylight	42.000	31	Alp Gru	1.7340	15200.	84	2670	No
229	GOM_NL__2PRFIN20020903_144741_000000482009_00111_02670_2736.N1	03-SEP-2002 14:47:41	Straylight	48.000	18	24Alp PsA	1.1660	9700.0	96	2670	No
230	GOM_NL__2PRFIN20020903_145227_000000442009_00111_02670_2737.N1	03-SEP-2002 14:52:27	Bright	43.500	142	49Del Cap	2.8500	8900.0	87	2670	No
231	GOM_NL__2PRFIN20020903_145533_000000392009_00111_02670_2738.N1	03-SEP-2002 14:55:33	Bright	38.500	154	22Bet Aqr	2.8990	5700.0	77	2670	No
232	GOM_NL__2PRFIN20020903_145658_000000412009_00111_02670_2739.N1	03-SEP-2002 14:56:58	Bright	40.500	162	34Alp Aqr	2.9440	5350.0	81	2670	No
233	GOM_NL__2PRFIN20020903_145957_000000382009_00111_02670_2740.N1	03-SEP-2002 14:59:57	Bright	38.000	61	8Eps Peg	2.1000	3900.0	76	2670	No
234	GOM_NL__2PRFIN20020903_150236_000000472009_00111_02670_2741.N1	03-SEP-2002 15:02:36	Bright	46.500	90	54Alp Peg	2.4870	11000.	93	2670	No
235	GOM_NL__2PRFIN20020903_150559_000000702009_00111_02670_2742.N1	03-SEP-2002 15:05:59	Bright	70.000	140	88Gam Peg	2.8340	26000.	140	2670	No
236	GOM_NL__2PRFIN20020903_150848_000000362009_00111_02670_2743.N1	03-SEP-2002 15:08:48	Bright	35.500	66	37Gam Cyg	2.2080	5900.0	71	2670	No
237	GOM_NL__2PRFIN20020903_151001_000000392009_00111_02670_2744.N1	03-SEP-2002 15:10:01	Bright	38.500	19	50Alp Cyg	1.2460	10500.	77	2670	No
238	GOM_NL__2PRFIN20020903_151454_000000382009_00111_02670_2745.N1	03-SEP-2002 15:14:54	Bright	38.000	89	5Alp Cep	2.4510	8000.0	76	2670	No
239	GOM_NL__2PRFIN20020903_151723_000000462009_00111_02670_2746.N1	03-SEP-2002 15:17:23	Bright	46.000	74	11Bet Cas	2.2680	6600.0	92	2670	No
240	GOM_NL__2PRFIN20020903_151929_000000472009_00111_02670_2747.N1	03-SEP-2002 15:19:29	Bright	46.500	76	27Gam Cas	2.3000	30000.	93	2670	No
241	GOM_NL__2PRFIN20020903_152233_000000422009_00111_02670_2748.N1	03-SEP-2002 15:22:33	Bright	41.500	49	1Alp UMi	1.9900	6300.0	83	2670	No
242	GOM_NL__2PRFIN20020903_152425_000000882009_00111_02670_2749.N1	03-SEP-2002 15:24:25	Bright	88.000	73	57Gam1And	2.2600	13100.	176	2670	No
243	GOM_NL__2PRFIN20020903_152847_000000662009_00111_02670_2750.N1	03-SEP-2002 15:28:47	Bright	66.000	35	33Alp Per	1.7950	6250.0	132	2670	No
244	GOM_NL__2PRFIN20020903_153143_000001072009_00111_02670_2751.N1	03-SEP-2002 15:31:43	Bright	107.00	79	26Bet Per	2.3100	13100.	214	2670	No
245	GOM_NL__2PRFIN20020903_153520_000000882009_00111_02670_2752.N1	03-SEP-2002 15:35:20	Bright	87.500	149	45Eps Per	2.8880	30000.	175	2670	No
246	GOM_NL__2PRFIN20020903_153938_000000552009_00111_02670_2753.N1	03-SEP-2002 15:39:38	Bright	55.000	24	66Alp Gem	1.5800	10200.	110	2670	No
247	GOM_NL__2PRFIN20020903_154220_000000732009_00111_02670_2754.N1	03-SEP-2002 15:42:20	Twilight	72.500	28	12Bet Tau	1.6500	15200.	145	2670	No
248	GOM_NL__2PRFIN20020903_154528_000000552009_00111_02670_2755.N1	03-SEP-2002 15:45:28	Twilight	55.000	44	24Gam Gem	1.9280	11000.	110	2670	No
249	GOM_NL__2PRFIN20020903_154727_000000522009_00111_02670_2756.N1	03-SEP-2002 15:47:27	Twilight	51.500	8	10Alp CMi	0.40000	6500.0	103	2670	No
250	GOM_NL__2PRFIN20020903_155020_000000822009_00111_02670_2757.N1	03-SEP-2002 15:50:20	Dark	82.000	14	58Alp Ori	0.87000	3000.0	164	2670	No
251	GOM_NL__2PRFIN20020903_155421_000002552009_00111_02670_2758.N1	03-SEP-2002 15:54:21	Dark	255.00	13	87Alp Tau	0.86700	3800.0	510	2670	No
252	GOM_NL__2PRFIN20020903_155947_000000462009_00111_02670_2759.N1	03-SEP-2002 15:59:47	Dark	46.000	177	1Zet CMa	3.0220	26000.	92	2670	No
253	GOM_NL__2PRFIN20020903_160428_000000472009_00111_02670_2760.N1	03-SEP-2002 16:04:28	Dark	46.500	41	Eps Car	1.8600	4100.0	93	2670	No
254	GOM_NL__2PRFIN20020903_161456_000000392009_00112_02671_2999.N1	03-SEP-2002 16:14:56	Dark	39.000	135	Bet Hyi	2.8200	5800.0	78	2671	No
255	GOM_NL__2PRFIN20020903_161623_000000462009_00112_02671_3000.N1	03-SEP-2002 16:16:23	Dark	45.500	9	Alp Eri	0.45300	24000.	91	2671	No
256	GOM_NL__2PRFIN20020903_162031_000000392009_00112_02671_3001.N1	03-SEP-2002 16:20:31	Straylight	38.500	148	Alp Tuc	2.8780	4100.0	77	2671	No
257	GOM_NL__2PRFIN20020903_162218_000000472009_00112_02671_3002.N1	03-SEP-2002 16:22:18	Straylight	47.000	84	Alp Phe	2.3970	4500.0	94	2671	No
258	GOM_NL__2PRFIN20020903_162411_000000452009_00112_02671_3003.N1	03-SEP-2002 16:24:11	Straylight	45.000	31	Alp Gru	1.7340	15200.	90	2671	No
259	GOM_NL__2PRFIN20020903_162816_000000542009_00112_02671_3004.N1	03-SEP-2002 16:28:16	Straylight	54.000	18	24Alp PsA	1.1660	9700.0	108	2671	No
260	GOM_NL__2PRFIN20020903_163302_000000422009_00112_02671_3005.N1	03-SEP-2002 16:33:02	Bright	42.000	142	49Del Cap	2.8500	8900.0	84	2671	No
261	GOM_NL__2PRFIN20020903_163609_000000402009_00112_02671_3006.N1	03-SEP-2002 16:36:09	Bright	39.500	154	22Bet Aqr	2.8990	5700.0	79	2671	No
262	GOM_NL__2PRFIN20020903_163732_000000422009_00112_02671_3007.N1	03-SEP-2002 16:37:32	Bright	42.000	162	34Alp Aqr	2.9440	5350.0	84	2671	No
263	GOM_NL__2PRFIN20020903_164031_000000402009_00112_02671_3008.N1	03-SEP-2002 16:40:31	Bright	39.500	61	8Eps Peg	2.1000	3900.0	79	2671	No
264	GOM_NL__2PRFIN20020903_164309_000000492009_00112_02671_3009.N1	03-SEP-2002 16:43:09	Bright	49.000	90	54Alp Peg	2.4870	11000.	98	2671	No
265	GOM_NL__2PRFIN20020903_164632_000000682009_00112_02671_3010.N1	03-SEP-2002 16:46:32	Bright	68.000	140	88Gam Peg	2.8340	26000.	136	2671	No
266	GOM_NL__2PRFIN20020903_164924_000000382009_00112_02671_3011.N1	03-SEP-2002 16:49:24	Bright	38.000	66	37Gam Cyg	2.2080	5900.0	76	2671	No
267	GOM_NL__2PRFIN20020903_165037_000000402009_00112_02671_3012.N1	03-SEP-2002 16:50:37	Bright	40.000	19	50Alp Cyg	1.2460	10500.	80	2671	No
268	GOM_NL__2PRFIN20020903_165529_000000392009_00112_02671_3013.N1	03-SEP-2002 16:55:29	Bright	39.000	89	5Alp Cep	2.4510	8000.0	78	2671	No
269	GOM_NL__2PRFIN20020903_165756_000000452009_00112_02671_3014.N1	03-SEP-2002 16:57:56	Bright	45.000	74	11Bet Cas	2.2680	6600.0	90	2671	No
270	GOM_NL__2PRFIN20020903_170004_000000472009_00112_02671_3015.N1	03-SEP-2002 17:00:04	Bright	47.000	76	27Gam Cas	2.3000	30000.	94	2671	No
271	GOM_NL__2PRFIN20020903_170311_000000392009_00112_02671_3016.N1	03-SEP-2002 17:03:11	Bright	38.500	49	1Alp UMi	1.9900	6300.0	77	2671	No
272	GOM_NL__2PRFIN20020903_170459_000000912009_00112_02671_3017.N1	03-SEP-2002 17:04:59	Bright	90.500	73	57Gam1And	2.2600	13100.	181	2671	No
273	GOM_NL__2PRFIN20020903_170922_000000672009_00112_02671_3018.N1	03-SEP-2002 17:09:22	Bright	66.500	35	33Alp Per	1.7950	6250.0	133	2671	No
274	GOM_NL__2PRFIN20020903_171218_000001032009_00112_02671_3019.N1	03-SEP-2002 17:12:18	Bright	103.00	79	26Bet Per	2.3100	13100.	206	2671	No
275	GOM_NL__2PRFIN20020903_171555_000000862009_00112_02671_3020.N1	03-SEP-2002 17:15:55	Bright	86.000	149	45Eps Per	2.8880	30000.	172	2671	No
276	GOM_NL__2PRFIN20020903_172014_000000552009_00112_02671_3021.N1	03-SEP-2002 17:20:14	Bright	55.000	24	66Alp Gem	1.5800	10200.	110	2671	No
277	GOM_NL__2PRFIN20020903_172256_000000752009_00112_02671_3022.N1	03-SEP-2002 17:22:56	Twilight	75.000	28	12Bet Tau	1.6500	15200.	150	2671	No
278	GOM_NL__2PRFIN20020903_172605_000000532009_00112_02671_3023.N1	03-SEP-2002 17:26:05	Twilight	53.000	44	24Gam Gem	1.9280	11000.	106	2671	No

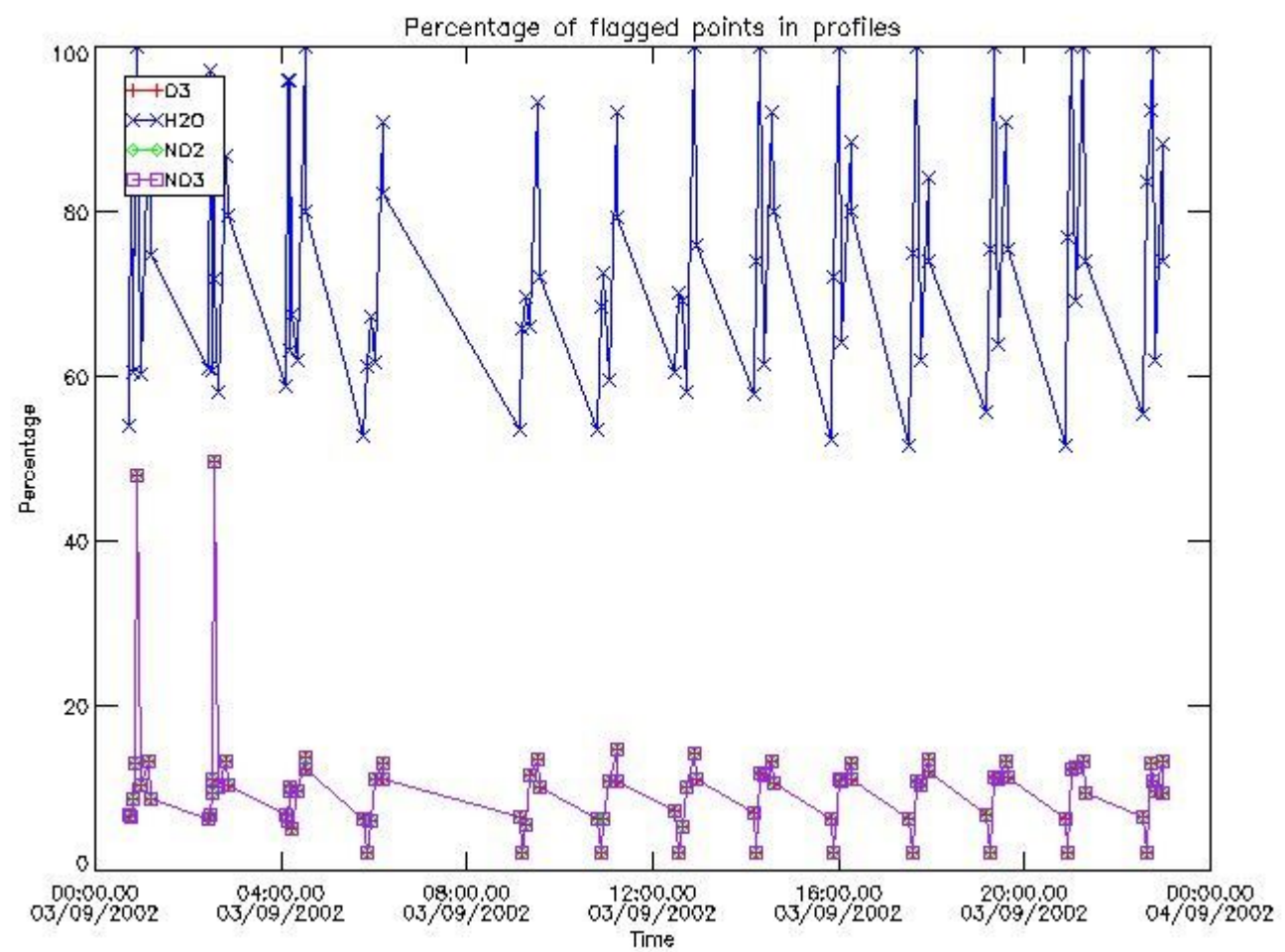
279	GOM_NL__2PRFIN20020903_172801_000000542009_00112_02671_3024.N1	03-SEP-2002 17:28:01	Twilight	54.000	8	10Alp CMI	0.40000	6500.0	108	2671	No
280	GOM_NL__2PRFIN20020903_173058_000000822009_00112_02671_3025.N1	03-SEP-2002 17:30:58	Dark	82.000	14	58Alp Ori	0.87000	3000.0	164	2671	No
281	GOM_NL__2PRFIN20020903_173502_000002552009_00112_02671_3026.N1	03-SEP-2002 17:35:02	Dark	255.00	13	87Alp Tau	0.86700	3800.0	510	2671	No
282	GOM_NL__2PRFIN20020903_174022_000000482009_00112_02671_3027.N1	03-SEP-2002 17:40:22	Dark	47.500	177	1Zet CMa	3.0220	26000.	95	2671	No
283	GOM_NL__2PRFIN20020903_174503_000000492009_00112_02671_3028.N1	03-SEP-2002 17:45:03	Dark	49.000	41	Eps Car	1.8600	4100.0	98	2671	No
284	GOM_NL__2PRFIN20020903_175532_000000382009_00113_02672_2999.N1	03-SEP-2002 17:55:32	Dark	38.000	135	Bet Hyi	2.8200	5800.0	76	2672	No
285	GOM_NL__2PRFIN20020903_175659_000000472009_00113_02672_3000.N1	03-SEP-2002 17:56:59	Dark	46.500	9	Alp Eri	0.45300	24000.	93	2672	No
286	GOM_NL__2PRFIN20020903_180107_000000472009_00113_02672_3001.N1	03-SEP-2002 18:01:07	Straylight	46.500	148	Alp Tuc	2.8780	4100.0	93	2672	No
287	GOM_NL__2PRFIN20020903_180253_000000602009_00113_02672_3002.N1	03-SEP-2002 18:02:53	Straylight	59.500	84	Alp Phe	2.3970	4500.0	119	2672	No
288	GOM_NL__2PRFIN20020903_180447_000000422009_00113_02672_3003.N1	03-SEP-2002 18:04:47	Straylight	42.000	31	Alp Gru	1.7340	15200.	84	2672	No
289	GOM_NL__2PRFIN20020903_180852_000000502009_00113_02672_3004.N1	03-SEP-2002 18:08:52	Straylight	50.000	18	24Alp PsA	1.1660	9700.0	100	2672	No
290	GOM_NL__2PRFIN20020903_181338_000000412009_00113_02672_3005.N1	03-SEP-2002 18:13:38	Bright	41.000	142	49Del Cap	2.8500	8900.0	82	2672	No
291	GOM_NL__2PRFIN20020903_181645_000000392009_00113_02672_3006.N1	03-SEP-2002 18:16:45	Bright	39.000	154	22Bet Aqr	2.8990	5700.0	78	2672	No
292	GOM_NL__2PRFIN20020903_181808_000000422009_00113_02672_3007.N1	03-SEP-2002 18:18:08	Bright	42.000	162	34Alp Aqr	2.9440	5350.0	84	2672	No
293	GOM_NL__2PRFIN20020903_182107_000000402009_00113_02672_3008.N1	03-SEP-2002 18:21:07	Bright	39.500	61	8Eps Peg	2.1000	3900.0	79	2672	No
294	GOM_NL__2PRFIN20020903_182343_000000512009_00113_02672_3009.N1	03-SEP-2002 18:23:43	Bright	51.000	90	54Alp Peg	2.4870	11000.	102	2672	No
295	GOM_NL__2PRFIN20020903_182707_000000712009_00113_02672_3010.N1	03-SEP-2002 18:27:07	Bright	70.500	140	88Gam Peg	2.8340	26000.	141	2672	No
296	GOM_NL__2PRFIN20020903_183000_000000382009_00113_02672_3011.N1	03-SEP-2002 18:30:00	Bright	38.000	66	37Gam Cyg	2.2080	5900.0	76	2672	No
297	GOM_NL__2PRFIN20020903_183113_000000392009_00113_02672_3012.N1	03-SEP-2002 18:31:13	Bright	38.500	19	50Alp Cyg	1.2460	10500.	77	2672	No
298	GOM_NL__2PRFIN20020903_183603_000000422009_00113_02672_3013.N1	03-SEP-2002 18:36:03	Bright	42.000	89	5Alp Cep	2.4510	8000.0	84	2672	No
299	GOM_NL__2PRFIN20020903_183833_000000472009_00113_02672_3014.N1	03-SEP-2002 18:38:33	Bright	47.000	74	11Bet Cas	2.2680	6600.0	94	2672	No
300	GOM_NL__2PRFIN20020903_184039_000000482009_00113_02672_3015.N1	03-SEP-2002 18:40:39	Bright	48.000	76	27Gam Cas	2.3000	30000.	96	2672	No
301	GOM_NL__2PRFIN20020903_184347_000000392009_00113_02672_3016.N1	03-SEP-2002 18:43:47	Bright	39.000	49	1Alp UMi	1.9900	6300.0	78	2672	No
302	GOM_NL__2PRFIN20020903_184533_000000902009_00113_02672_3017.N1	03-SEP-2002 18:45:33	Bright	90.000	73	57Gam1And	2.2600	13100.	180	2672	No
303	GOM_NL__2PRFIN20020903_184957_000000672009_00113_02672_3018.N1	03-SEP-2002 18:49:57	Bright	66.500	35	33Alp Per	1.7950	6250.0	133	2672	No
304	GOM_NL__2PRFIN20020903_185253_000001032009_00113_02672_3019.N1	03-SEP-2002 18:52:53	Bright	102.50	79	26Bet Per	2.3100	13100.	205	2672	No
305	GOM_NL__2PRFIN20020903_185631_000000892009_00113_02672_3020.N1	03-SEP-2002 18:56:31	Bright	88.500	149	45Eps Per	2.8880	30000.	177	2672	No
306	GOM_NL__2PRFIN20020903_190050_000000412009_00113_02672_3021.N1	03-SEP-2002 19:00:50	Bright	41.000	24	66Alp Gem	1.5800	10200.	82	2672	No
307	GOM_NL__2PRFIN20020903_190333_000000732009_00113_02672_3022.N1	03-SEP-2002 19:03:33	Twilight	73.000	28	12Bet Tau	1.6500	15200.	146	2672	No
308	GOM_NL__2PRFIN20020903_190641_000000542009_00113_02672_3023.N1	03-SEP-2002 19:06:41	Twilight	54.000	44	24Gam Gem	1.9280	11000.	108	2672	No
309	GOM_NL__2PRFIN20020903_190838_000000532009_00113_02672_3024.N1	03-SEP-2002 19:08:38	Twilight	52.500	8	10Alp CMI	0.40000	6500.0	105	2672	No
310	GOM_NL__2PRFIN20020903_191135_000000762009_00113_02672_3025.N1	03-SEP-2002 19:11:35	Dark	76.000	14	58Alp Ori	0.87000	3000.0	152	2672	No
311	GOM_NL__2PRFIN20020903_191542_000002552009_00113_02672_3026.N1	03-SEP-2002 19:15:42	Dark	255.00	13	87Alp Tau	0.86700	3800.0	510	2672	No
312	GOM_NL__2PRFIN20020903_192100_000000452009_00113_02672_3027.N1	03-SEP-2002 19:21:00	Dark	45.000	177	1Zet CMa	3.0220	26000.	90	2672	No
313	GOM_NL__2PRFIN20020903_192540_000000462009_00113_02672_3028.N1	03-SEP-2002 19:25:40	Dark	46.000	41	Eps Car	1.8600	4100.0	92	2672	No
314	GOM_NL__2PRFIN20020903_193609_000000392009_00114_02673_2661.N1	03-SEP-2002 19:36:09	Dark	38.500	135	Bet Hyi	2.8200	5800.0	77	2673	No
315	GOM_NL__2PRFIN20020903_193736_000000452009_00114_02673_2662.N1	03-SEP-2002 19:37:36	Dark	44.500	9	Alp Eri	0.45300	24000.	89	2673	No
316	GOM_NL__2PRFIN20020903_194143_000000382009_00114_02673_2663.N1	03-SEP-2002 19:41:43	Straylight	38.000	148	Alp Tuc	2.8780	4100.0	76	2673	No
317	GOM_NL__2PRFIN20020903_194330_000000602009_00114_02673_2664.N1	03-SEP-2002 19:43:30	Straylight	60.000	84	Alp Phe	2.3970	4500.0	120	2673	No
318	GOM_NL__2PRFIN20020903_194523_000000422009_00114_02673_2665.N1	03-SEP-2002 19:45:23	Straylight	41.500	31	Alp Gru	1.7340	15200.	83	2673	No
319	GOM_NL__2PRFIN20020903_194928_000000452009_00114_02673_2666.N1	03-SEP-2002 19:49:28	Straylight	45.000	18	24Alp PsA	1.1660	9700.0	90	2673	No
320	GOM_NL__2PRFIN20020903_195414_000000402009_00114_02673_2667.N1	03-SEP-2002 19:54:14	Bright	40.000	142	49Del Cap	2.8500	8900.0	80	2673	No
321	GOM_NL__2PRFIN20020903_195721_000000402009_00114_02673_2668.N1	03-SEP-2002 19:57:21	Bright	39.500	154	22Bet Aqr	2.8990	5700.0	79	2673	No
322	GOM_NL__2PRFIN20020903_195844_000000422009_00114_02673_2669.N1	03-SEP-2002 19:58:44	Bright	41.500	162	34Alp Aqr	2.9440	5350.0	83	2673	No
323	GOM_NL__2PRFIN20020903_200143_000000402009_00114_02673_2670.N1	03-SEP-2002 20:01:43	Bright	40.000	61	8Eps Peg	2.1000	3900.0	80	2673	No
324	GOM_NL__2PRFIN20020903_200420_000000482009_00114_02673_2671.N1	03-SEP-2002 20:04:20	Bright	47.500	90	54Alp Peg	2.4870	11000.	95	2673	No
325	GOM_NL__2PRFIN20020903_200742_000000712009_00114_02673_2672.N1	03-SEP-2002 20:07:42	Bright	70.500	140	88Gam Peg	2.8340	26000.	141	2673	No
326	GOM_NL__2PRFIN20020903_201036_000000392009_00114_02673_2673.N1	03-SEP-2002 20:10:36	Bright	39.000	66	37Gam Cyg	2.2080	5900.0	78	2673	No
327	GOM_NL__2PRFIN20020903_201149_000000392009_00114_02673_2674.N1	03-SEP-2002 20:11:49	Bright	38.500	19	50Alp Cyg	1.2460	10500.	77	2673	No
328	GOM_NL__2PRFIN20020903_201639_000000422009_00114_02673_2675.N1	03-SEP-2002 20:16:39	Bright	41.500	89	5Alp Cep	2.4510	8000.0	83	2673	No
329	GOM_NL__2PRFIN20020903_201909_000000472009_00114_02673_2676.N1	03-SEP-2002 20:19:09	Bright	47.000	74	11Bet Cas	2.2680	6600.0	94	2673	No
330	GOM_NL__2PRFIN20020903_202115_000000442009_00114_02673_2677.N1	03-SEP-2002 20:21:15	Bright	43.500	76	27Gam Cas	2.3000	30000.	87	2673	No
331	GOM_NL__2PRFIN20020903_202423_000000352009_00114_02673_2678.N1	03-SEP-2002 20:24:23	Bright	35.000	49	1Alp UMi	1.9900	6300.0	70	2673	No
332	GOM_NL__2PRFIN20020903_202608_000000872009_00114_02673_2679.N1	03-SEP-2002 20:26:08	Bright	87.000	73	57Gam1And	2.2600	13100.	174	2673	No
333	GOM_NL__2PRFIN20020903_203032_000000682009_00114_02673_2680.N1	03-SEP-2002 20:30:32	Bright	68.000	35	33Alp Per	1.7950	6250.0	136	2673	No
334	GOM_NL__2PRFIN20020903_203327_000001042009_00114_02673_2681.N1	03-SEP-2002 20:33:27	Bright	104.00	79	26Bet Per	2.3100	13100.	208	2673	No
335	GOM_NL__2PRFIN20020903_203706_000000882009_00114_02673_2682.N1	03-SEP-2002 20:37:06	Bright	87.500	149	45Eps Per	2.8880	30000.	175	2673	No
336	GOM_NL__2PRFIN20020903_204124_000000492009_00114_02673_2683.N1	03-SEP-2002 20:41:24	Bright	48.500	24	66Alp Gem	1.5800	10200.	97	2673	No
337	GOM_NL__2PRFIN20020903_204410_000000712009_00114_02673_2684.N1	03-SEP-2002 20:44:10	Twilight	71.000	28	12Bet Tau	1.6500	15200.	142	2673	No

338	GOM_NL__2PRFIN20020903_204718_000000512009_00114_02673_2685.N1	03-SEP-2002 20:47:18	Twilight	50.500	44	24Gam Gem	1.9280	11000.	101	2673	No
339	GOM_NL__2PRFIN20020903_204916_000000542009_00114_02673_2686.N1	03-SEP-2002 20:49:16	Twilight	54.000	8	10Alp CMi	0.40000	6500.0	108	2673	No
340	GOM_NL__2PRFIN20020903_205212_000000822009_00114_02673_2687.N1	03-SEP-2002 20:52:12	Dark	82.000	14	58Alp Ori	0.87000	3000.0	164	2673	No
341	GOM_NL__2PRFIN20020903_205623_000002552009_00114_02673_2688.N1	03-SEP-2002 20:56:23	Dark	255.00	13	87Alp Tau	0.86700	3800.0	510	2673	No
342	GOM_NL__2PRFIN20020903_210135_000000462009_00114_02673_2689.N1	03-SEP-2002 21:01:35	Dark	46.000	177	1Zet CMa	3.0220	26000.	92	2673	No
343	GOM_NL__2PRFIN20020903_210616_000000412009_00114_02673_2690.N1	03-SEP-2002 21:06:16	Dark	41.000	41	Eps Car	1.8600	4100.0	82	2673	No
344	GOM_NL__2PRFIN20020903_211644_000000392009_00115_02674_2661.N1	03-SEP-2002 21:16:44	Dark	38.500	135	Bet Hyi	2.8200	5800.0	77	2674	No
345	GOM_NL__2PRFIN20020903_211811_000000542009_00115_02674_2662.N1	03-SEP-2002 21:18:11	Dark	54.000	9	Alp Eri	0.45300	24000.	108	2674	No
346	GOM_NL__2PRFIN20020903_212219_000000382009_00115_02674_2663.N1	03-SEP-2002 21:22:19	Straylight	38.000	148	Alp Tuc	2.8780	4100.0	76	2674	No
347	GOM_NL__2PRFIN20020903_212408_000000552009_00115_02674_2664.N1	03-SEP-2002 21:24:08	Straylight	54.500	84	Alp Phe	2.3970	4500.0	109	2674	No
348	GOM_NL__2PRFIN20020903_212559_000000422009_00115_02674_2665.N1	03-SEP-2002 21:25:59	Straylight	42.000	31	Alp Gru	1.7340	15200.	84	2674	No
349	GOM_NL__2PRFIN20020903_213002_000000512009_00115_02674_2666.N1	03-SEP-2002 21:30:02	Straylight	50.500	18	24Alp PsA	1.1660	9700.0	101	2674	No
350	GOM_NL__2PRFIN20020903_213449_000000422009_00115_02674_2667.N1	03-SEP-2002 21:34:49	Bright	42.000	142	49Del Cap	2.8500	8900.0	84	2674	No
351	GOM_NL__2PRFIN20020903_213756_000000392009_00115_02674_2668.N1	03-SEP-2002 21:37:56	Bright	39.000	154	22Bet Aqr	2.8990	5700.0	78	2674	No
352	GOM_NL__2PRFIN20020903_213920_000000412009_00115_02674_2669.N1	03-SEP-2002 21:39:20	Bright	41.000	162	34Alp Aqr	2.9440	5350.0	82	2674	No
353	GOM_NL__2PRFIN20020903_214219_000000402009_00115_02674_2670.N1	03-SEP-2002 21:42:19	Bright	39.500	61	8Eps Peg	2.1000	3900.0	79	2674	No
354	GOM_NL__2PRFIN20020903_214456_000000482009_00115_02674_2671.N1	03-SEP-2002 21:44:56	Bright	47.500	90	54Alp Peg	2.4870	11000.	95	2674	No
355	GOM_NL__2PRFIN20020903_214816_000000692009_00115_02674_2672.N1	03-SEP-2002 21:48:16	Bright	68.500	140	88Gam Peg	2.8340	26000.	137	2674	No
356	GOM_NL__2PRFIN20020903_215112_000000362009_00115_02674_2673.N1	03-SEP-2002 21:51:12	Bright	35.500	66	37Gam Cyg	2.2080	5900.0	71	2674	No
357	GOM_NL__2PRFIN20020903_215225_000000392009_00115_02674_2674.N1	03-SEP-2002 21:52:25	Bright	39.000	19	50Alp Cyg	1.2460	10500.	78	2674	No
358	GOM_NL__2PRFIN20020903_215717_000000362009_00115_02674_2675.N1	03-SEP-2002 21:57:17	Bright	36.000	89	5Alp Cep	2.4510	8000.0	72	2674	No
359	GOM_NL__2PRFIN20020903_215945_000000472009_00115_02674_2676.N1	03-SEP-2002 21:59:45	Bright	46.500	74	11Bet Cas	2.2680	6600.0	93	2674	No
360	GOM_NL__2PRFIN20020903_220150_000000432009_00115_02674_2677.N1	03-SEP-2002 22:01:50	Bright	43.000	76	27Gam Cas	2.3000	30000.	86	2674	No
361	GOM_NL__2PRFIN20020903_220642_000000902009_00115_02674_2678.N1	03-SEP-2002 22:06:42	Bright	90.000	73	57Gam1And	2.2600	13100.	180	2674	No
362	GOM_NL__2PRFIN20020903_221107_000000682009_00115_02674_2679.N1	03-SEP-2002 22:11:07	Bright	67.500	35	33Alp Per	1.7950	6250.0	135	2674	No
363	GOM_NL__2PRFIN20020903_221401_000001062009_00115_02674_2680.N1	03-SEP-2002 22:14:01	Bright	106.00	79	26Bet Per	2.3100	13100.	212	2674	No
364	GOM_NL__2PRFIN20020903_221742_000000852009_00115_02674_2681.N1	03-SEP-2002 22:17:42	Bright	84.500	149	45Eps Per	2.8880	30000.	169	2674	No
365	GOM_NL__2PRFIN20020903_222200_000000452009_00115_02674_2682.N1	03-SEP-2002 22:22:00	Bright	44.500	24	66Alp Gem	1.5800	10200.	89	2674	No
366	GOM_NL__2PRFIN20020903_222445_000000732009_00115_02674_2683.N1	03-SEP-2002 22:24:45	Twilight	72.500	28	12Bet Tau	1.6500	15200.	145	2674	No
367	GOM_NL__2PRFIN20020903_222753_000000552009_00115_02674_2684.N1	03-SEP-2002 22:27:53	Twilight	54.500	44	24Gam Gem	1.9280	11000.	109	2674	No
368	GOM_NL__2PRFIN20020903_222950_000000522009_00115_02674_2685.N1	03-SEP-2002 22:29:50	Twilight	51.500	8	10Alp CMi	0.40000	6500.0	103	2674	No
369	GOM_NL__2PRFIN20020903_223249_000000792009_00115_02674_2686.N1	03-SEP-2002 22:32:49	Dark	79.000	14	58Alp Ori	0.87000	3000.0	158	2674	No
370	GOM_NL__2PRFIN20020903_223704_000002552009_00115_02674_2687.N1	03-SEP-2002 22:37:04	Dark	255.00	13	87Alp Tau	0.86700	3800.0	510	2674	No
371	GOM_NL__2PRFIN20020903_224339_000000402009_00115_02674_2688.N1	03-SEP-2002 22:43:39	Dark	39.500	34	Gam2Vel	1.7930	23000.	79	2674	No
372	GOM_NL__2PRFIN20020903_224514_000000472009_00115_02674_2689.N1	03-SEP-2002 22:45:14	Dark	47.000	108	Alp Col	2.6520	15200.	94	2674	No
373	GOM_NL__2PRFIN20020903_224708_000000532009_00115_02674_2690.N1	03-SEP-2002 22:47:08	Dark	53.000	2	Alp Car	-0.73600	7000.0	106	2674	No
374	GOM_NL__2PRFIN20020903_225720_000000392009_00116_02675_2662.N1	03-SEP-2002 22:57:20	Dark	38.500	135	Bet Hyi	2.8200	5800.0	77	2675	No
375	GOM_NL__2PRFIN20020903_225849_000000542009_00116_02675_2663.N1	03-SEP-2002 22:58:49	Dark	54.000	9	Alp Eri	0.45300	24000.	108	2675	No
376	GOM_NL__2PRFIN20020903_230256_000000392009_00116_02675_2664.N1	03-SEP-2002 23:02:56	Straylight	39.000	148	Alp Tuc	2.8780	4100.0	78	2675	No
377	GOM_NL__2PRFIN20020903_230444_000000492009_00116_02675_2665.N1	03-SEP-2002 23:04:44	Straylight	48.500	84	Alp Phe	2.3970	4500.0	97	2675	No
378	GOM_NL__2PRFIN20020903_230636_000000422009_00116_02675_2666.N1	03-SEP-2002 23:06:36	Straylight	42.000	31	Alp Gru	1.7340	15200.	84	2675	No
379	GOM_NL__2PRFIN20020903_231040_000000452009_00116_02675_2667.N1	03-SEP-2002 23:10:40	Straylight	45.000	18	24Alp PsA	1.1660	9700.0	90	2675	No
380	GOM_NL__2PRFIN20020903_231525_000000412009_00116_02675_2668.N1	03-SEP-2002 23:15:25	Bright	40.500	142	49Del Cap	2.8500	8900.0	81	2675	No
381	GOM_NL__2PRFIN20020903_231832_000000392009_00116_02675_2669.N1	03-SEP-2002 23:18:32	Bright	39.000	154	22Bet Aqr	2.8990	5700.0	78	2675	No
382	GOM_NL__2PRFIN20020903_231956_000000412009_00116_02675_2670.N1	03-SEP-2002 23:19:56	Bright	41.000	162	34Alp Aqr	2.9440	5350.0	82	2675	No
383	GOM_NL__2PRFIN20020903_232255_000000402009_00116_02675_2671.N1	03-SEP-2002 23:22:55	Bright	40.000	61	8Eps Peg	2.1000	3900.0	80	2675	No
384	GOM_NL__2PRFIN20020903_232532_000000482009_00116_02675_2672.N1	03-SEP-2002 23:25:32	Bright	47.500	90	54Alp Peg	2.4870	11000.	95	2675	No
385	GOM_NL__2PRFIN20020903_232851_000000682009_00116_02675_2673.N1	03-SEP-2002 23:28:51	Bright	68.000	140	88Gam Peg	2.8340	26000.	136	2675	No
386	GOM_NL__2PRFIN20020903_233148_000000362009_00116_02675_2674.N1	03-SEP-2002 23:31:48	Bright	35.500	66	37Gam Cyg	2.2080	5900.0	71	2675	No
387	GOM_NL__2PRFIN20020903_233300_000000392009_00116_02675_2675.N1	03-SEP-2002 23:33:00	Bright	39.000	19	50Alp Cyg	1.2460	10500.	78	2675	No
388	GOM_NL__2PRFIN20020903_233751_000000392009_00116_02675_2676.N1	03-SEP-2002 23:37:51	Bright	38.500	89	5Alp Cep	2.4510	8000.0	77	2675	No
389	GOM_NL__2PRFIN20020903_234020_000000462009_00116_02675_2677.N1	03-SEP-2002 23:40:20	Bright	45.500	74	11Bet Cas	2.2680	6600.0	91	2675	No
390	GOM_NL__2PRFIN20020903_234225_000000472009_00116_02675_2678.N1	03-SEP-2002 23:42:25	Bright	47.000	76	27Gam Cas	2.3000	30000.	94	2675	No
391	GOM_NL__2PRFIN20020903_234716_000000902009_00116_02675_2679.N1	03-SEP-2002 23:47:16	Bright	89.500	73	57Gam1And	2.2600	13100.	179	2675	No
392	GOM_NL__2PRFIN20020903_235142_000000682009_00116_02675_2680.N1	03-SEP-2002 23:51:42	Bright	68.000	35	33Alp Per	1.7950	6250.0	136	2675	No
393	GOM_NL__2PRFIN20020903_235436_000001082009_00116_02675_2681.N1	03-SEP-2002 23:54:36	Bright	107.50	79	26Bet Per	2.3100	13100.	215	2675	No
394	GOM_NL__2PRFIN20020903_235817_000000882009_00116_02675_2682.N1	03-SEP-2002 23:58:17	Bright	87.500	149	45Eps Per	2.8880	30000.	175	2675	No

3. Quality information per product


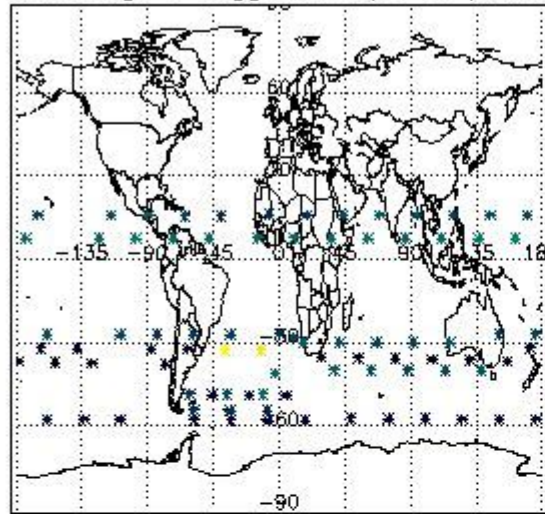
In this section it is plotted some information contained in the Quality Summary data set of the level 2 products. Only products in dark limb conditions and without errors (error flag in the MPH set to "0") are used.

3.1 Plot quality information per product (time dependant)

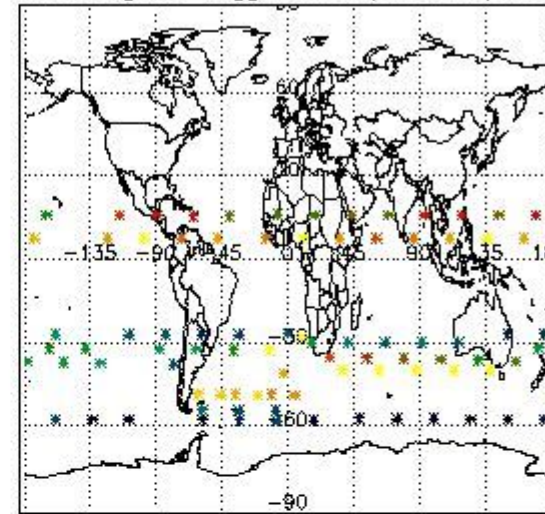


3.2 Plot quality information per product (world map)

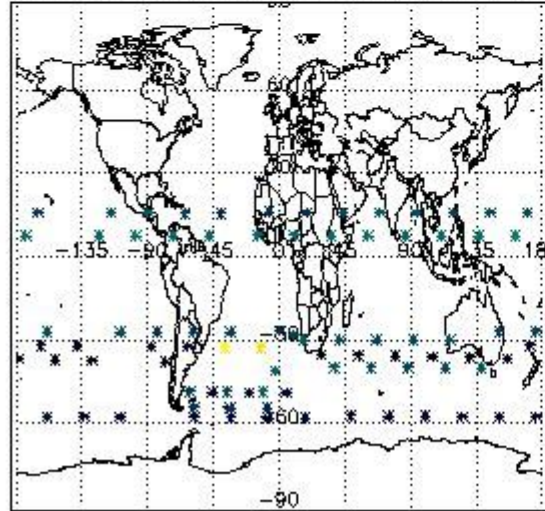
Percentage of flagged data per O3 profile



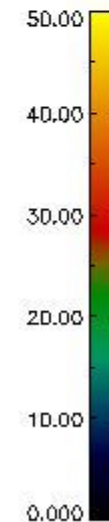
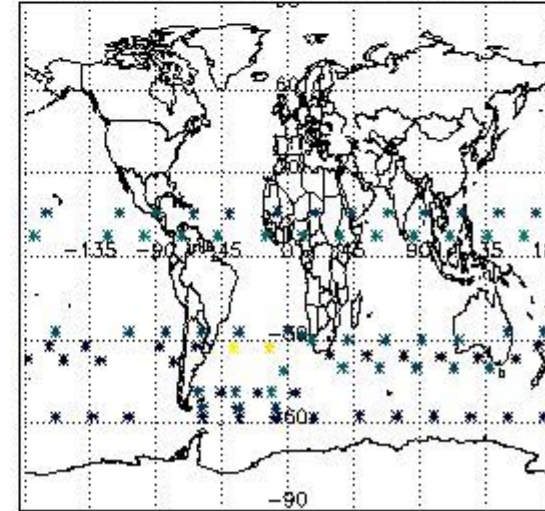
Percentage of flagged data per H2O profile



Percentage of flagged data per NO2 profile



Percentage of flagged data per NO3 profile

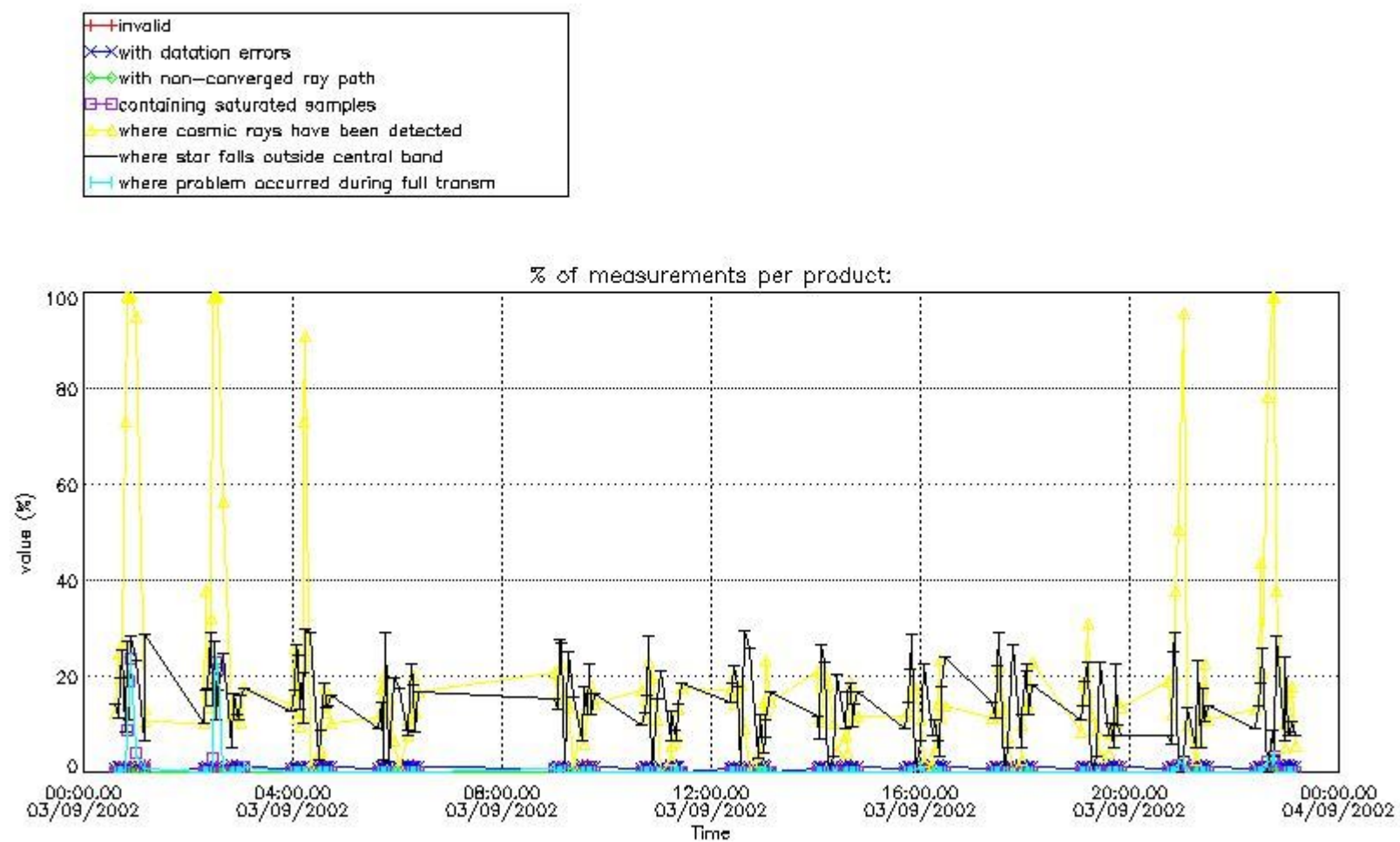


4. Level 1 quality information per product

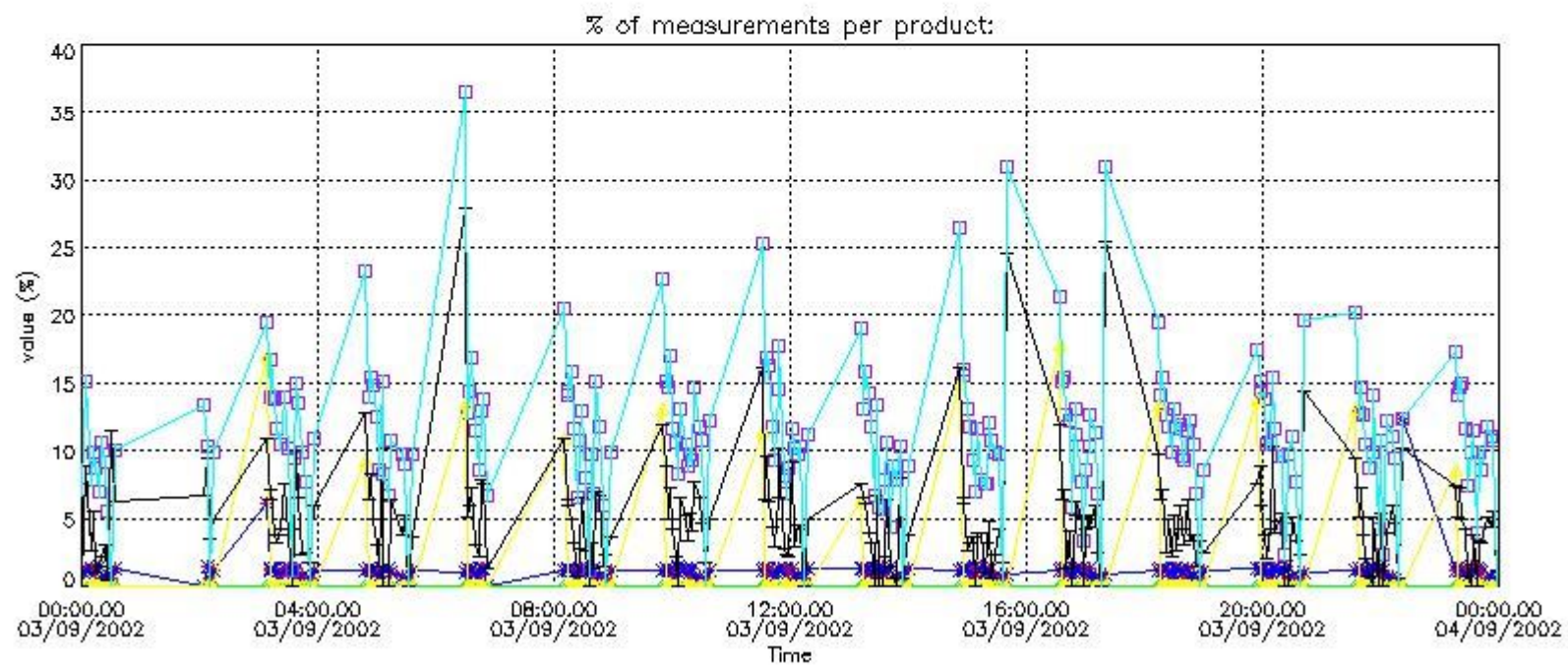
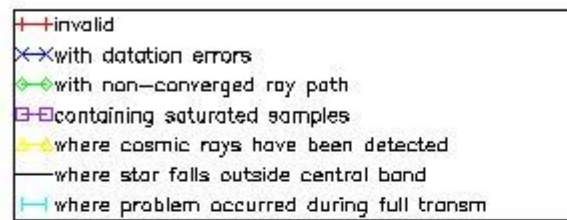
In this section it is plotted some information contained in the Quality Summary data set of the level 2 products that comes from the level 1b processing. Products without errors (error flag in the MPH set to "0") are used.

4.1 Plot quality information per product (time dependant) coming from level 1b processing

4.1.1 Plot level 1 quality information per product (time dependant): ENVISAT ASCENDING passes

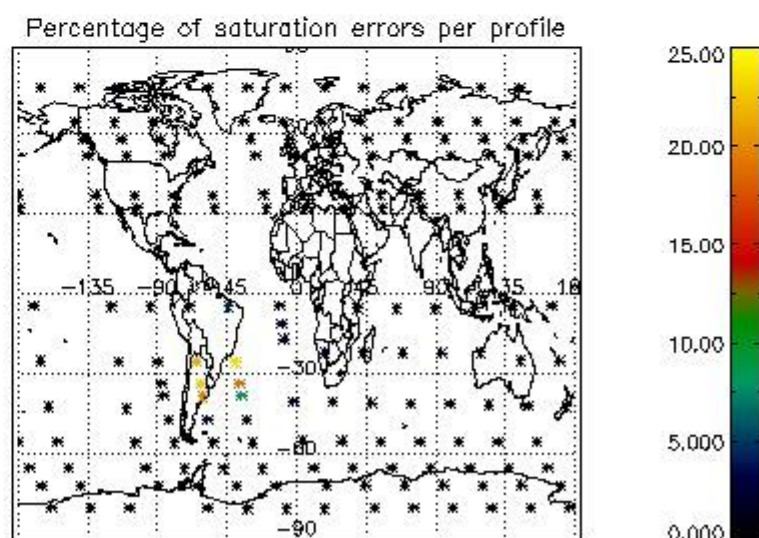
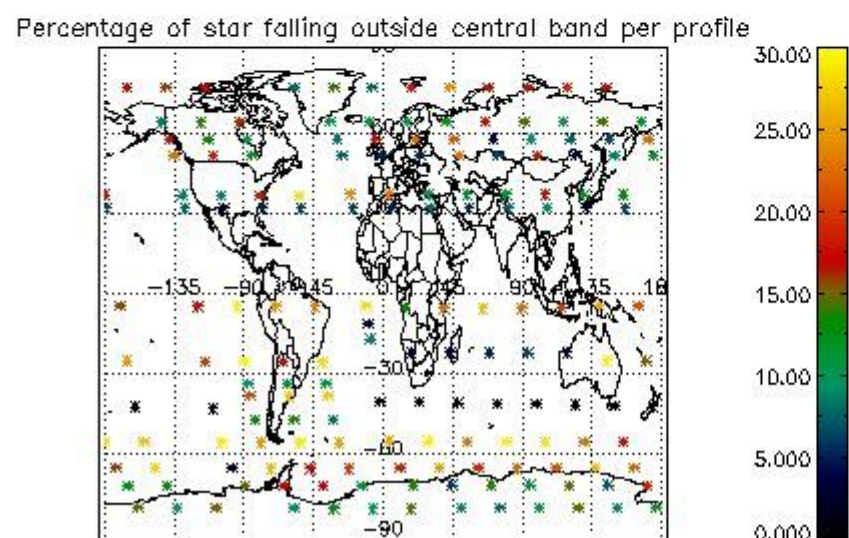
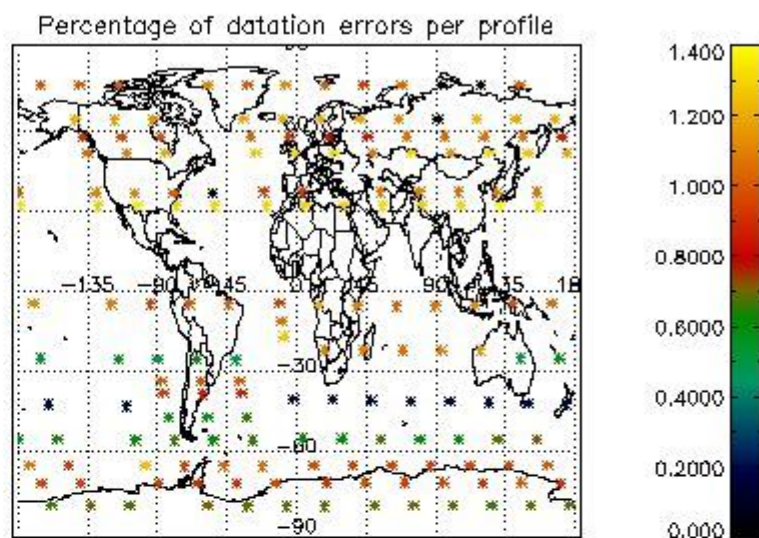
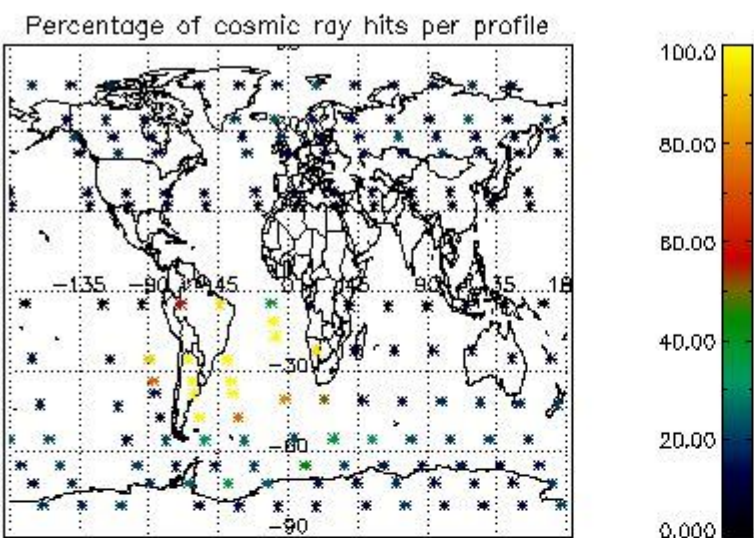


4.1.2 Plot level 1 quality information per product (time dependant): ENVI SAT DESCENDING passes

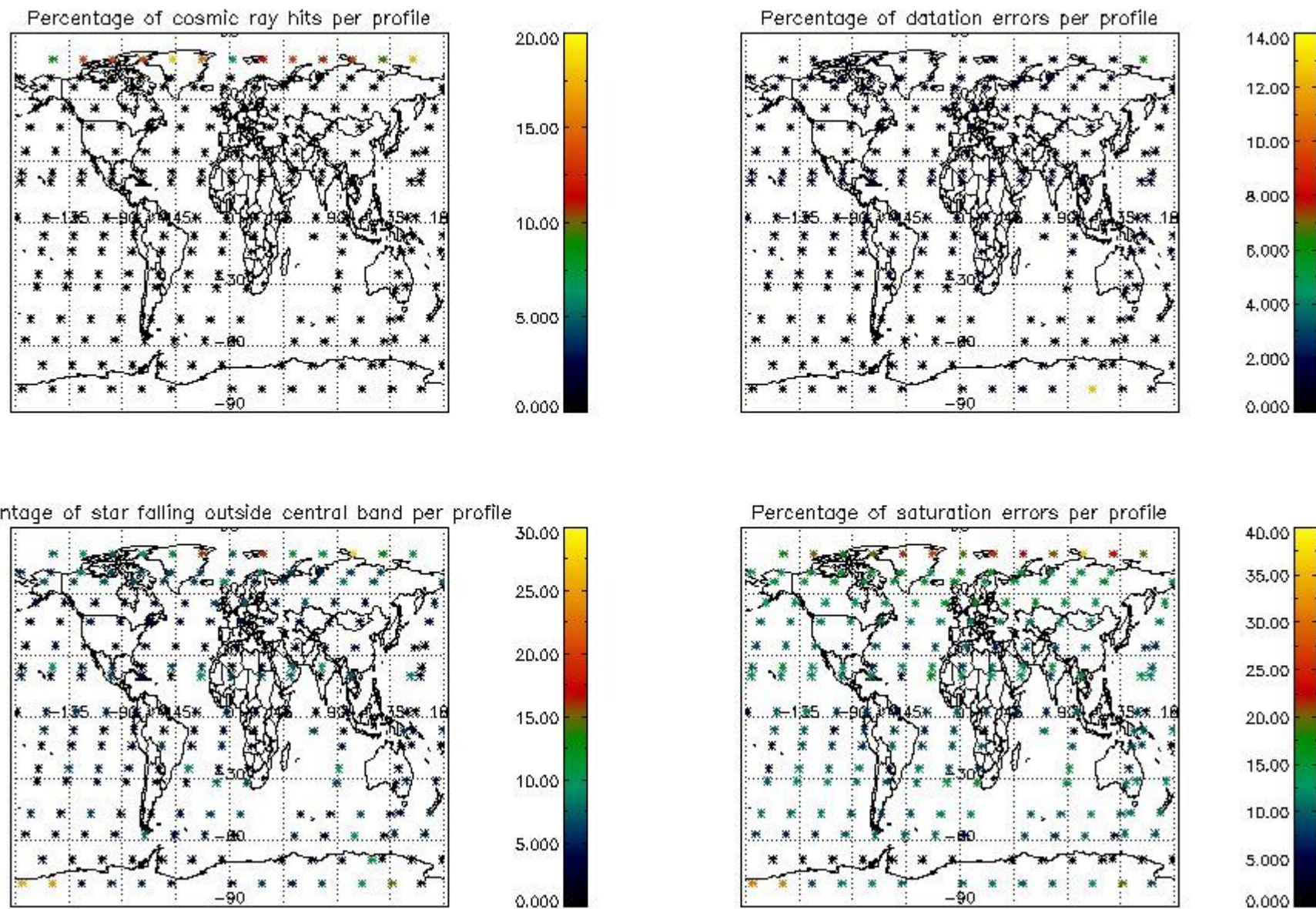


4.2 Plot quality information per product coming from level 1b processing (world map)

4.2.1 Plot level 1 quality information per product (world map): ENVISAT ASCENDING passes



4.2.2 Plot level 1 quality information per product (world map): ENVISAT DESCENDING passes



5. Trace gas profiles

5.1 Ozone statistics based on quality of products

The final quality of the products can be "measured" using the STD (Standard Deviation) attached to every point profile. This information is written to the parameter GOM_NL__2P/NL_LOCAL_SPECIES_DENSITY/o3_std of the level 2 products. The table below shows the statistics for given STD ranges.

The statistics are given with respect to the overall valid production:

- Products without fatal errors: GOM_NL__2P/MPH/PRODUCT_ERR=0
- Valid point profile: GOM_NL__2P/NL_LOCAL_SPECIES_DENSITY/pcd(0)=0

The 'Criteria' is applied to valid points of dark limb products:

- Products in dark limb illumination condition: GOM_NL__2P/NL_SUMMARY_QUALITY/obs_ill_cond=0
- Products without fatal errors: GOM_NL__2P/MPH/PRODUCT_ERR=0
- Valid point profile: GOM_NL__2P/NL_LOCAL_SPECIES_DENSITY/pcd(0)=0

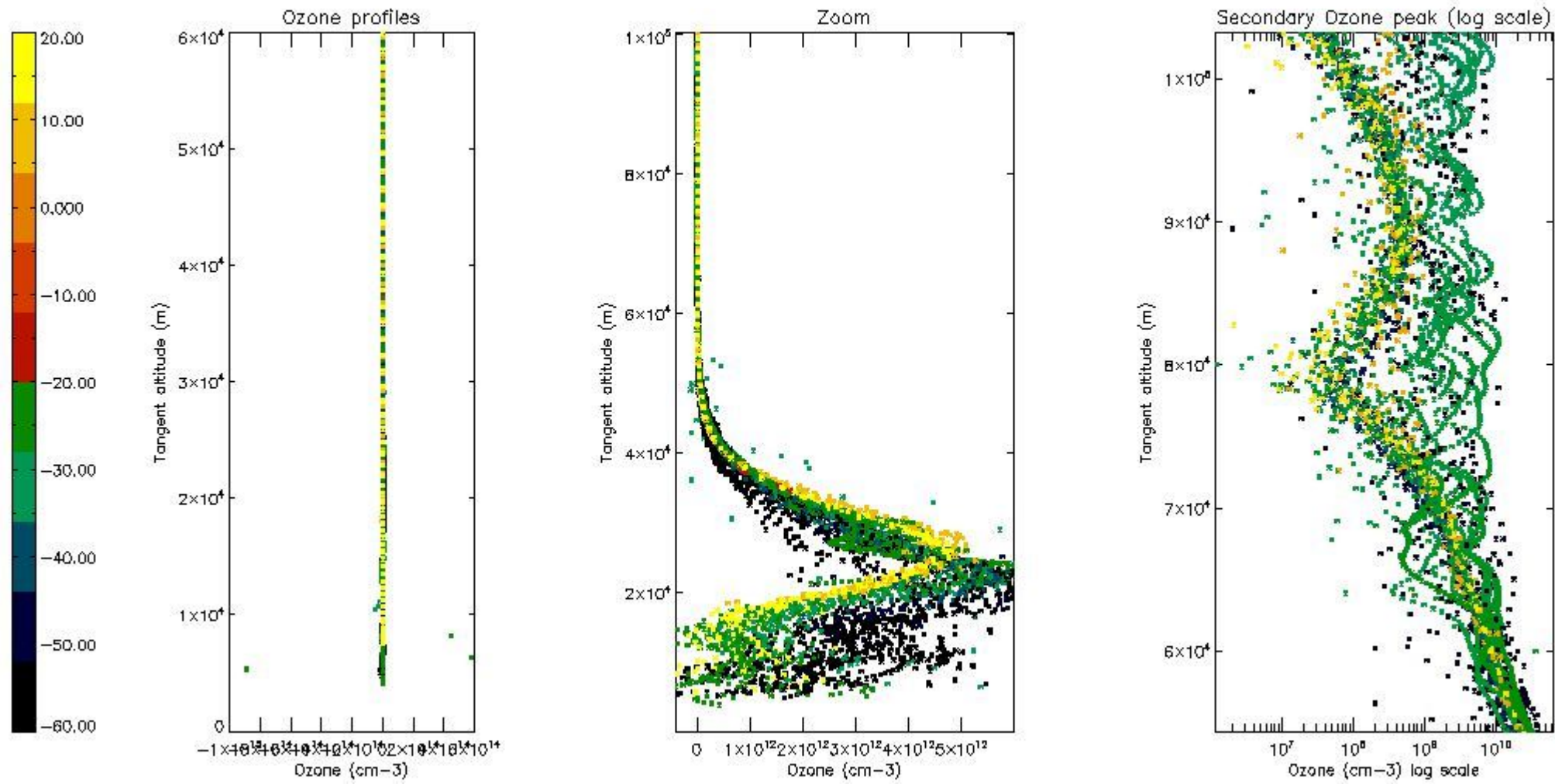
So, the table below shows the percentage of dark limb and valid observations for each criteria with respect to the overall valid daily observations.

Criteria	% of total production
All STD	30
STD < 20	16

STD < 10	14
STD < 5	11

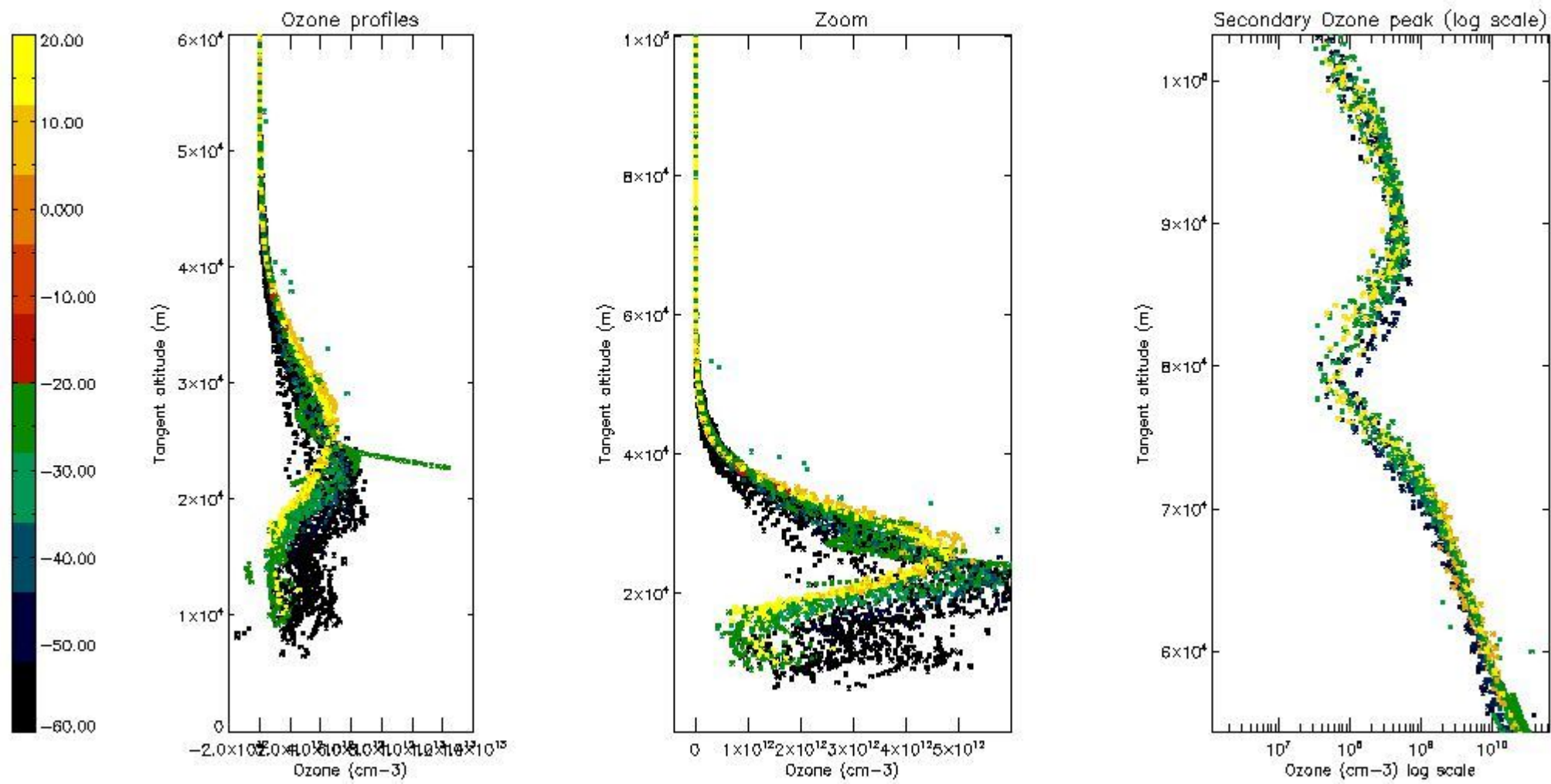
5.2 Plot ozone profiles for all STD (dark without errors)

The colorbar represents the latitude.



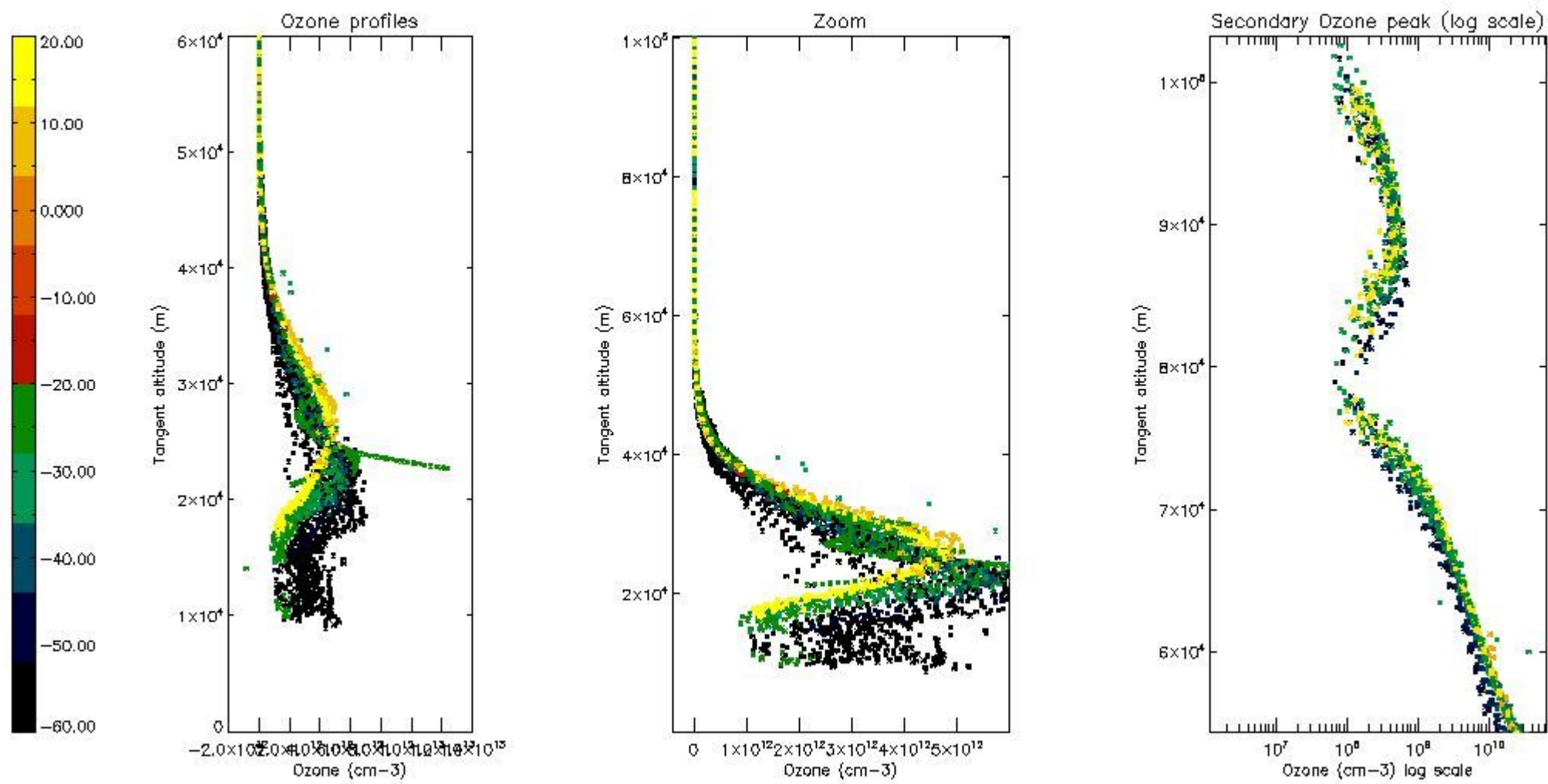
5.3 Plot ozone profiles where STD < 20% (dark without errors)

The colorbar represents the latitude.



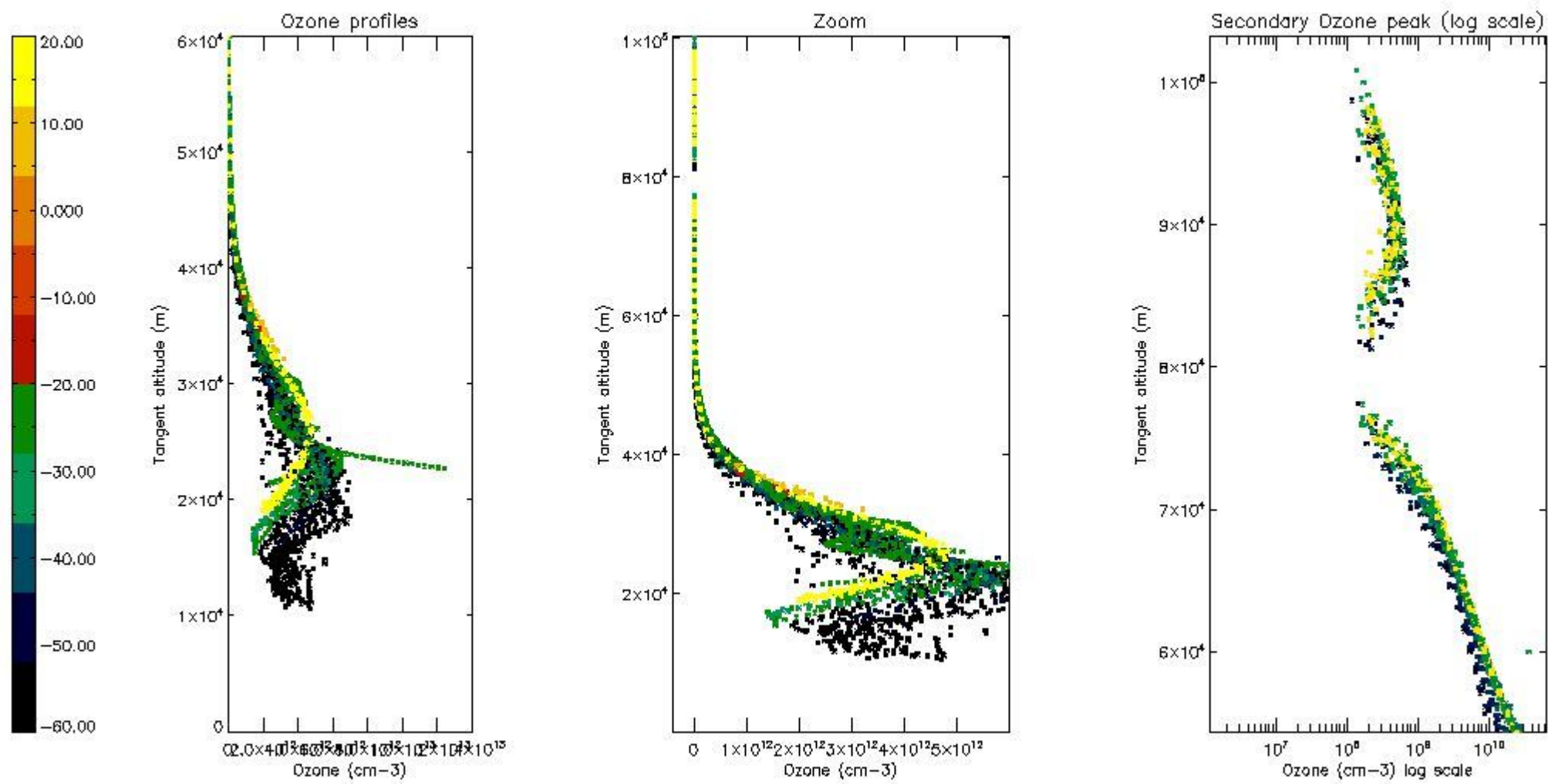
5.4 Plot ozone profiles where STD < 10% (dark without errors)

The colorbar represents the latitude.



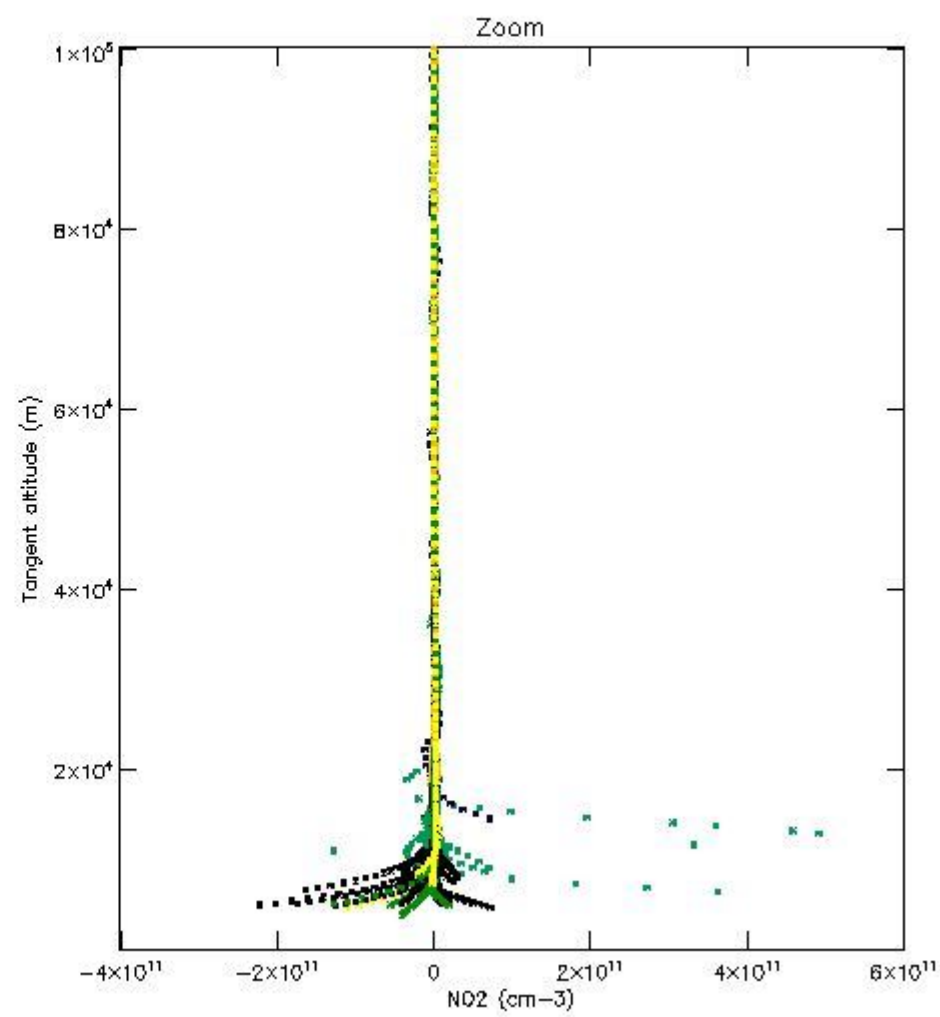
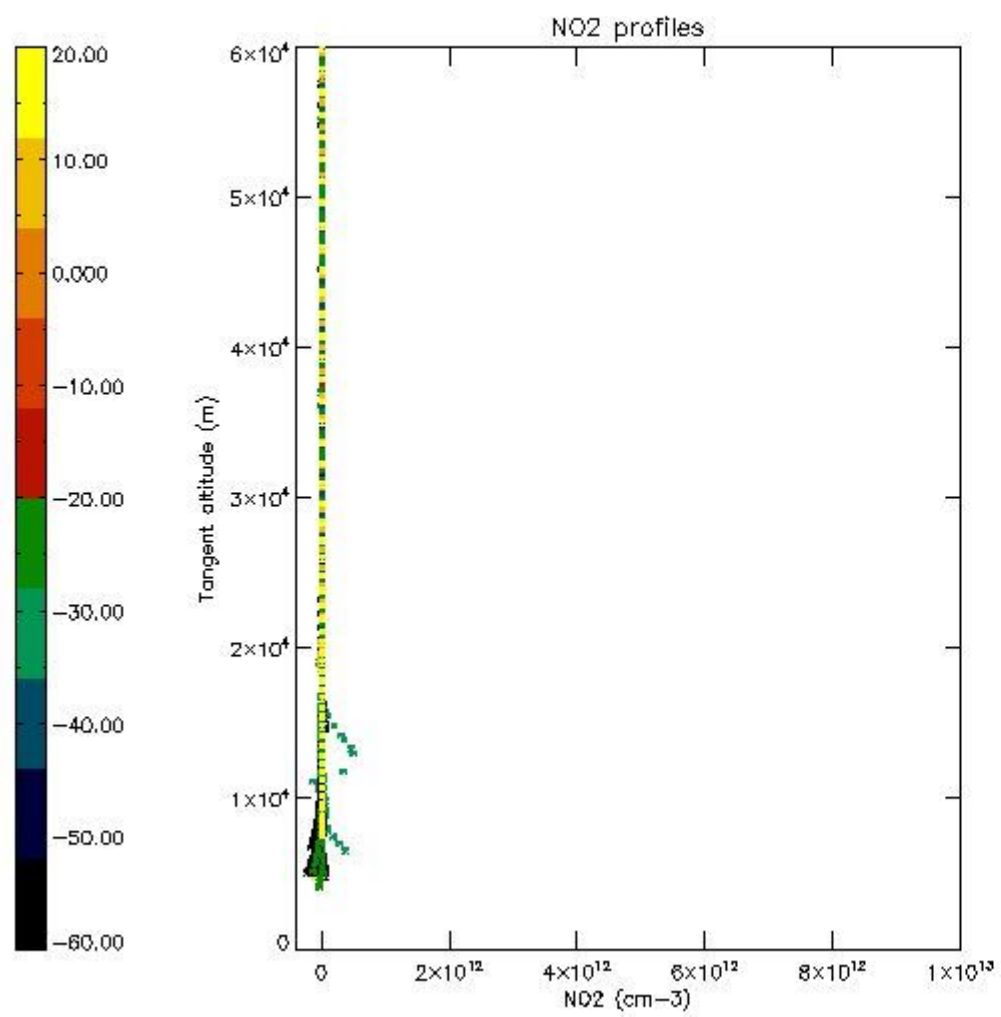
5.5 Plot ozone profiles where $STD < 5\%$ (dark without errors)

The colorbar represents the latitude.



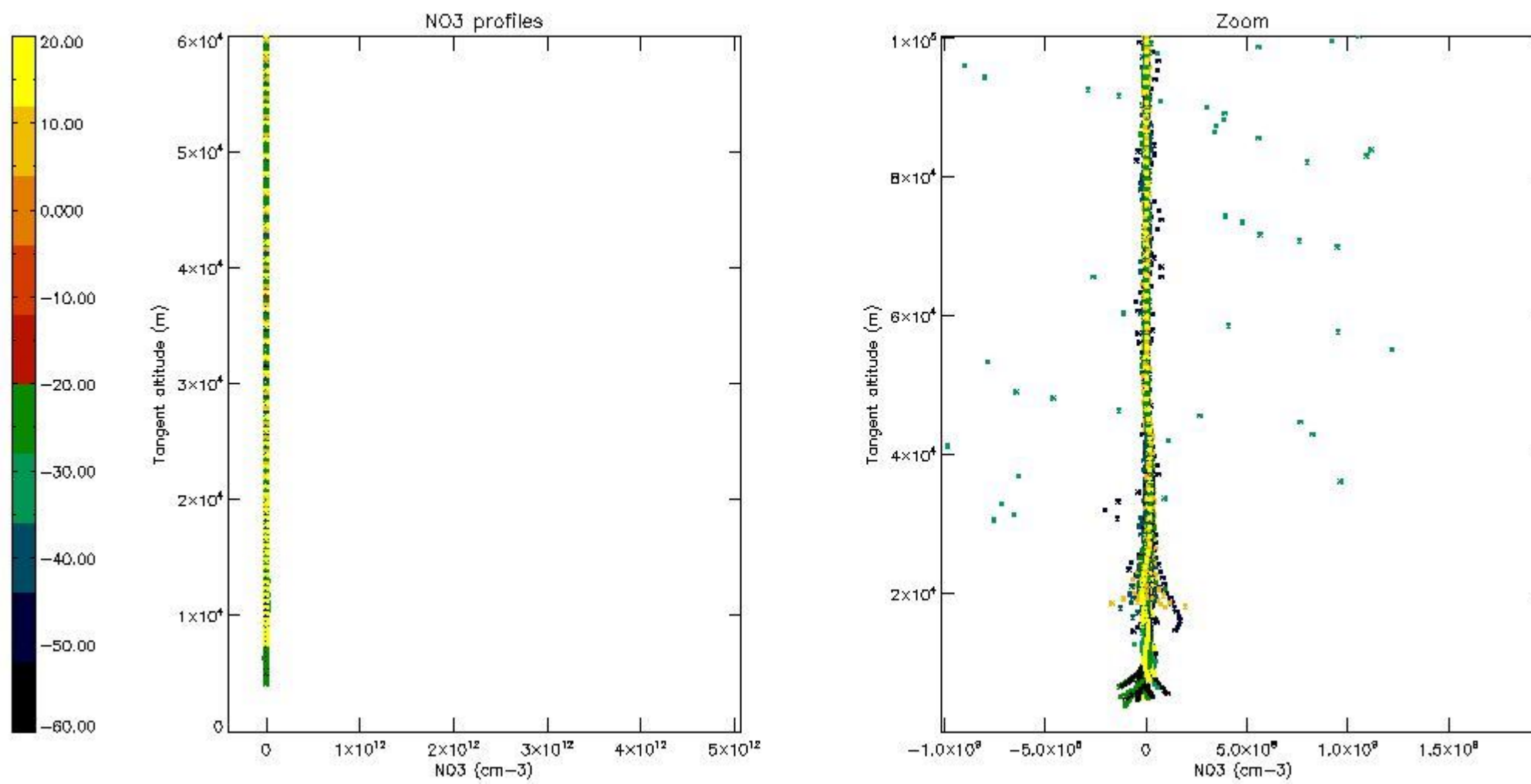
5.6 Plot NO₂ profiles for all STD (dark without errors)

The colorbar represents the latitude.



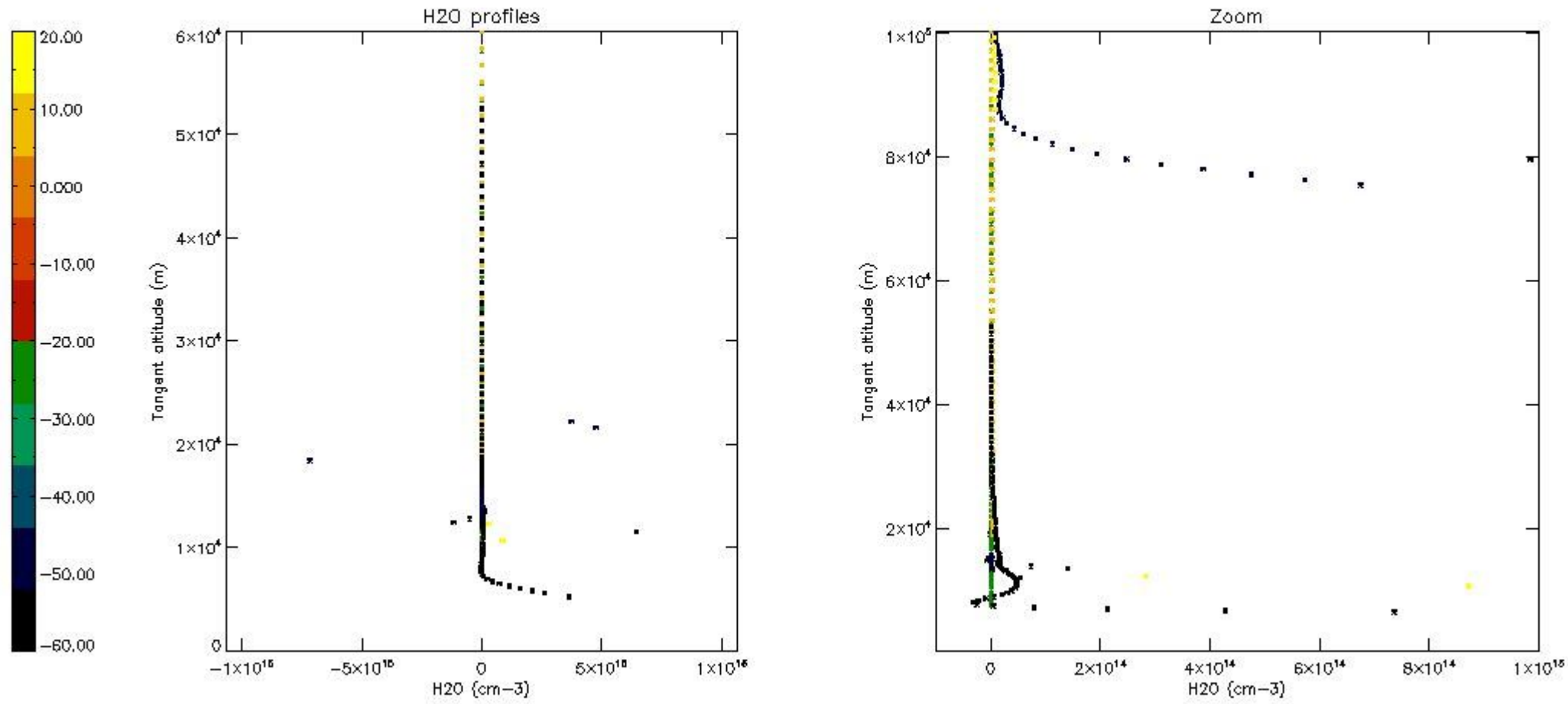
5.7 Plot NO3 profiles for all STD (dark without errors)

The colorbar represents the latitude.



5.8 Plot H₂O profiles for all STD (only for occultations of stars 1,2,3,4,13,14,16,26,63 dark without errors)

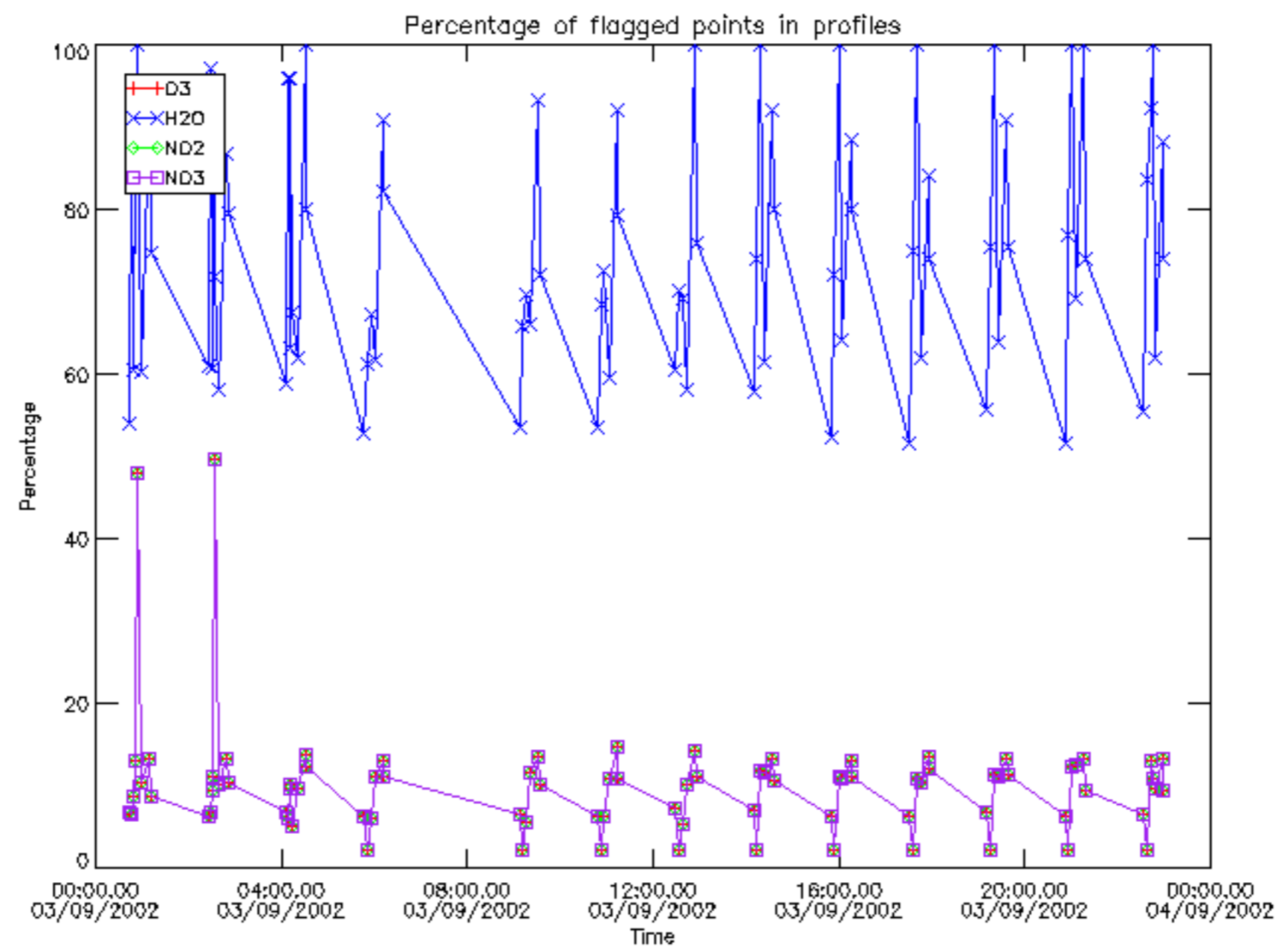
The colorbar represents the latitude.



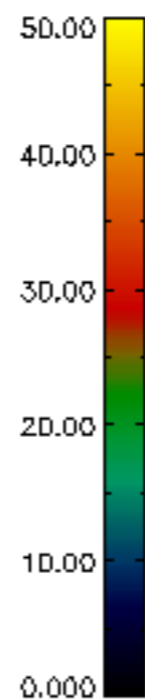
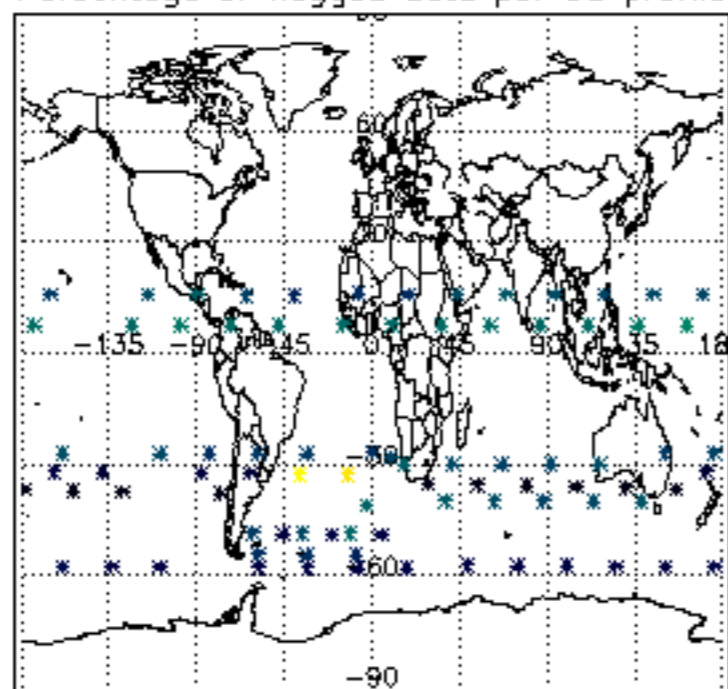
6. Auxiliary Data Files used for the production reported in section 2

The number reported in the third column indicates since which file (see list in section 2) the corresponding auxiliary file has been used. The fourth column is the date of those product files.

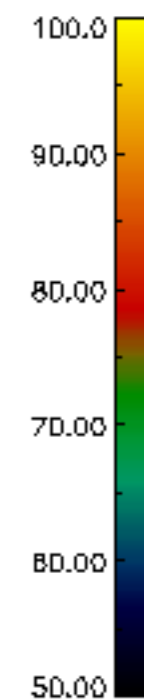
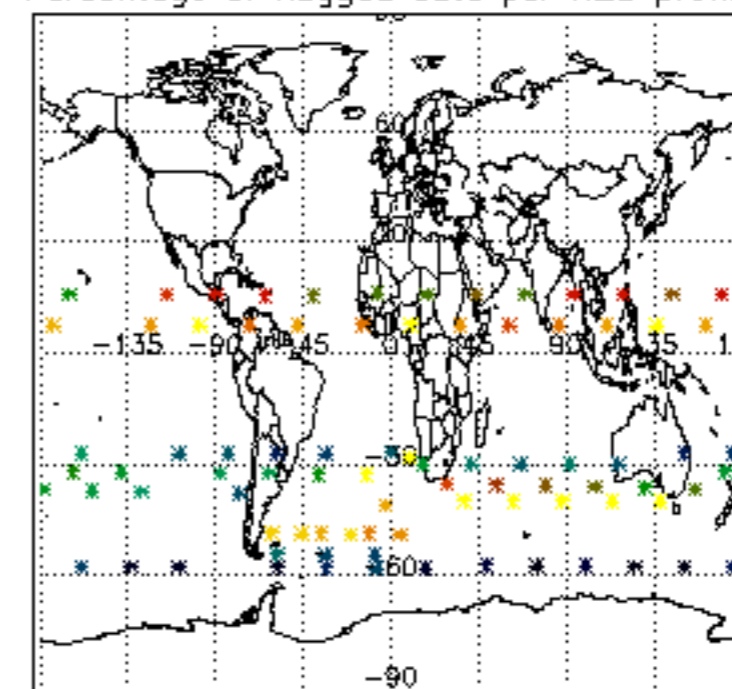
Type	Auxiliary Filename	Used since product	Used since product date
INST_PHYS_CHARACTERISTICS	GOM_INS_AXNIEC20050627_150440_20020301_000000_20100101_000000	1	03-SEP-2002 00:00:48
LEVEL-2_PROC_CONFIG	GOM_PR2_AXVIEC20091111_152718_20020301_000000_20500101_000000	1	03-SEP-2002 00:00:48
CROSS_SECTIONS_FILE	GOM_CRS_AXVIEC20091111_154832_20020301_000000_20500101_000000	1	03-SEP-2002 00:00:48



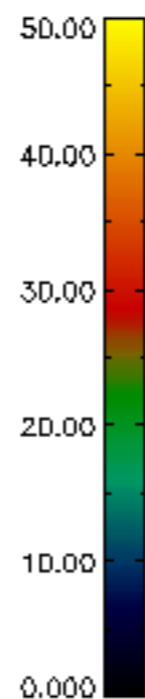
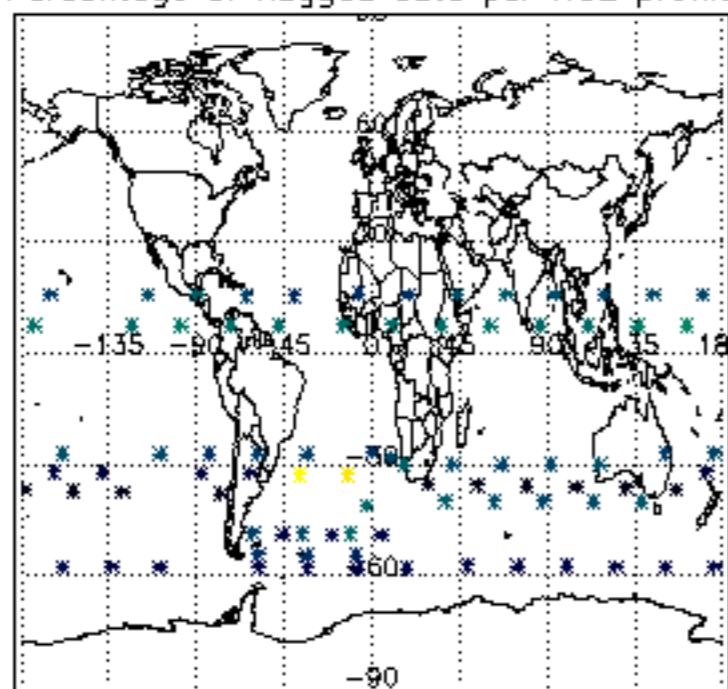
Percentage of flagged data per D3 profile



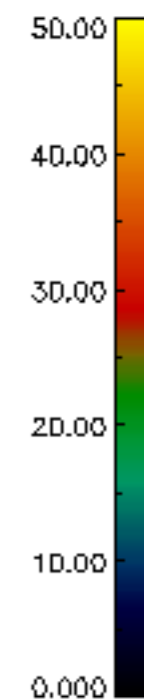
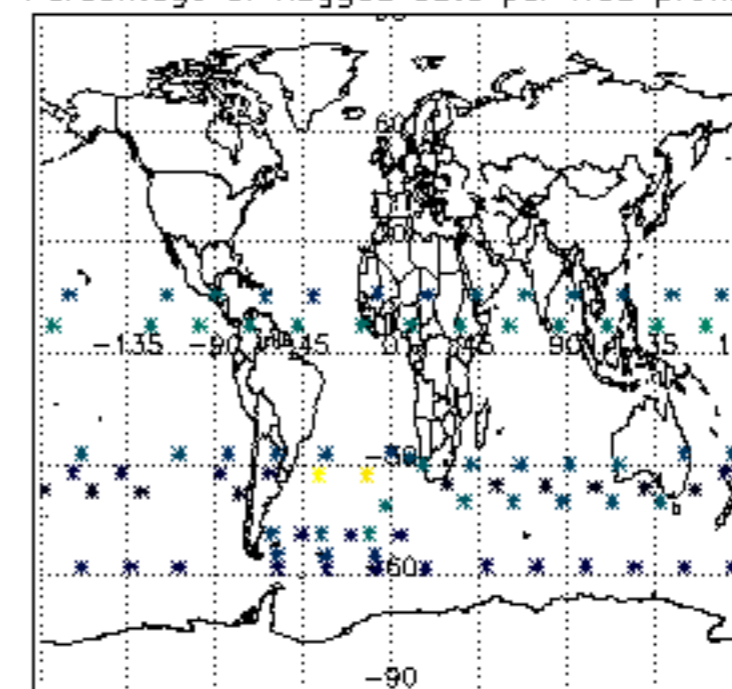
Percentage of flagged data per H2O profile

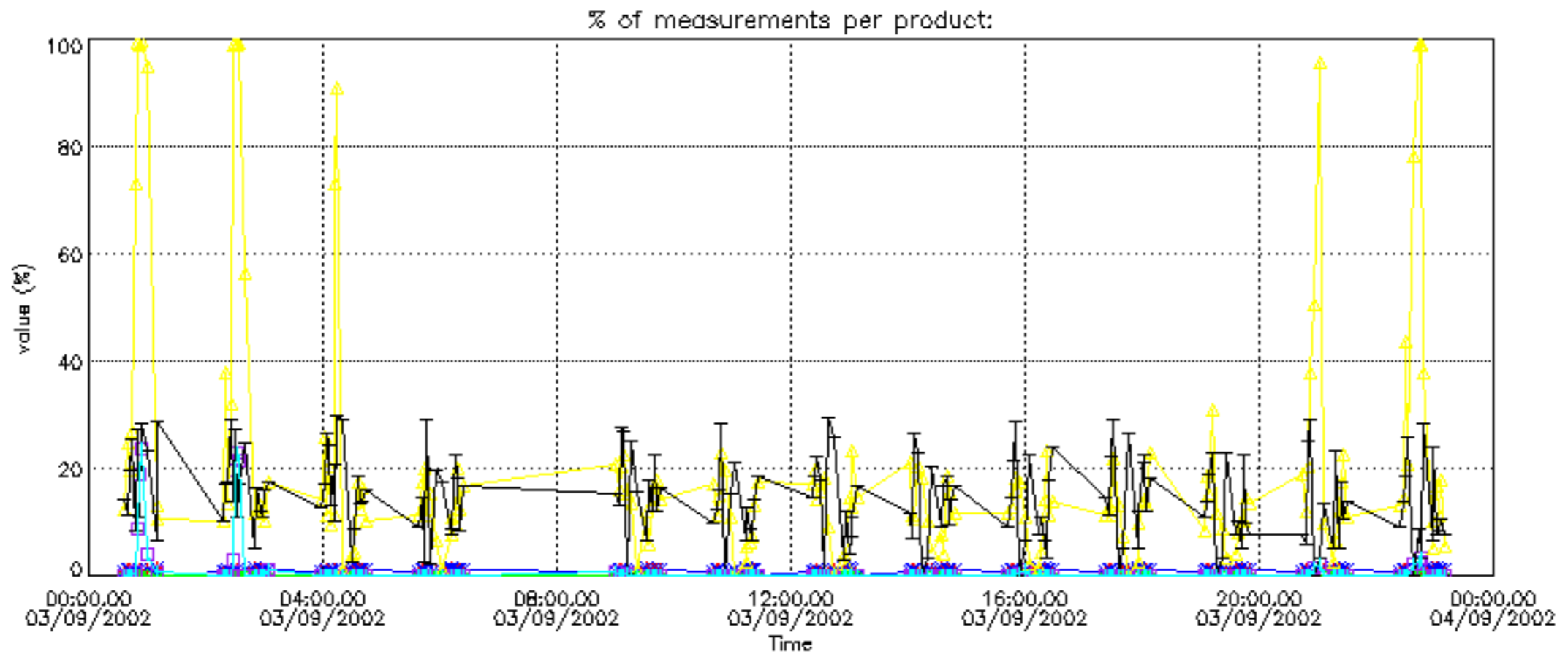


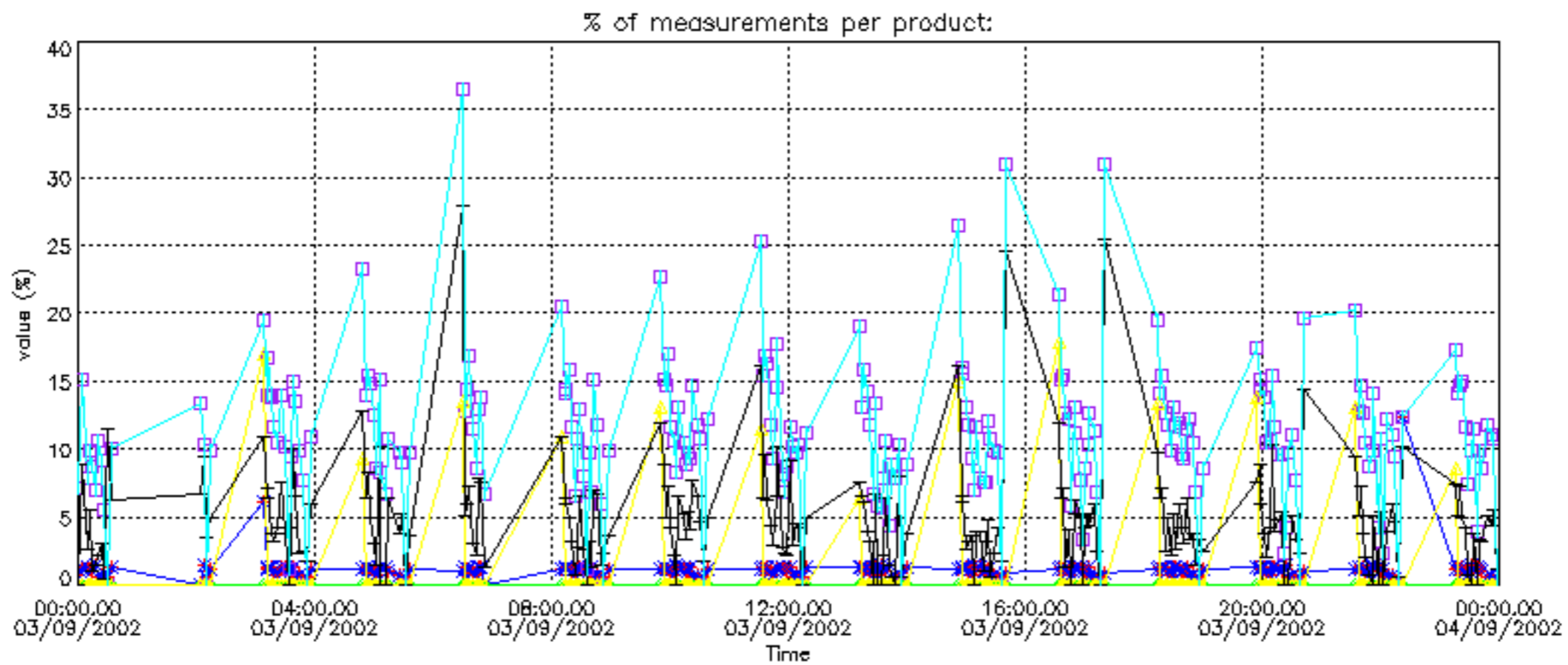
Percentage of flagged data per NO2 profile



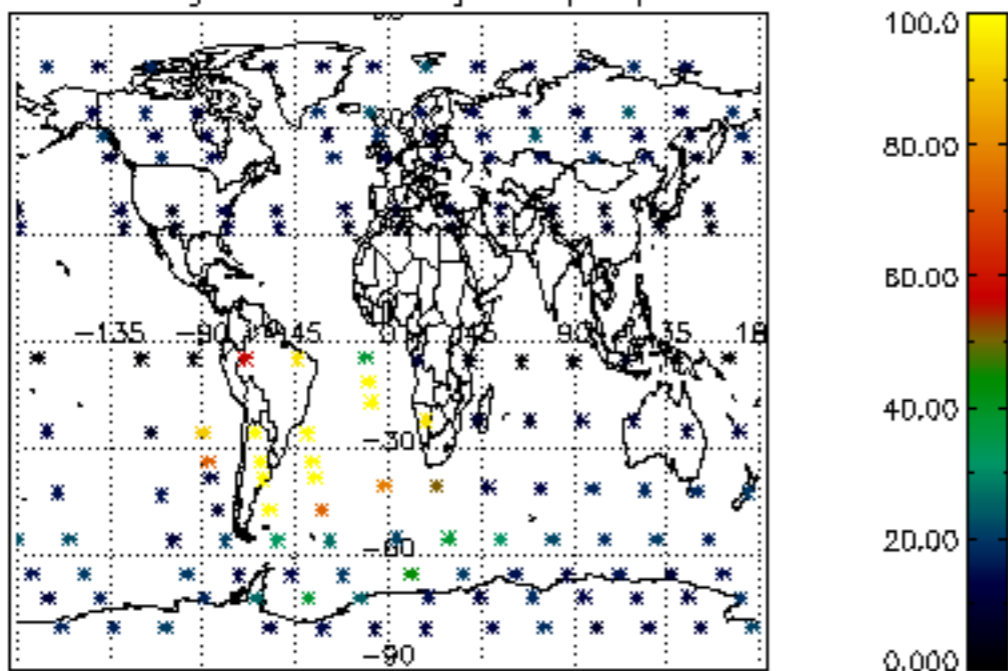
Percentage of flagged data per NO3 profile



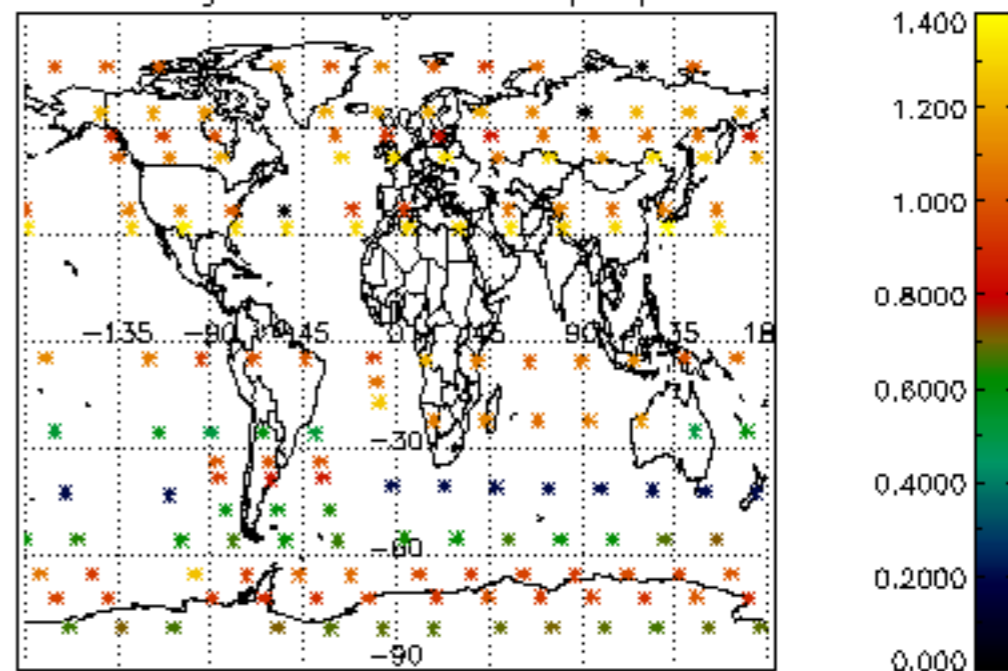




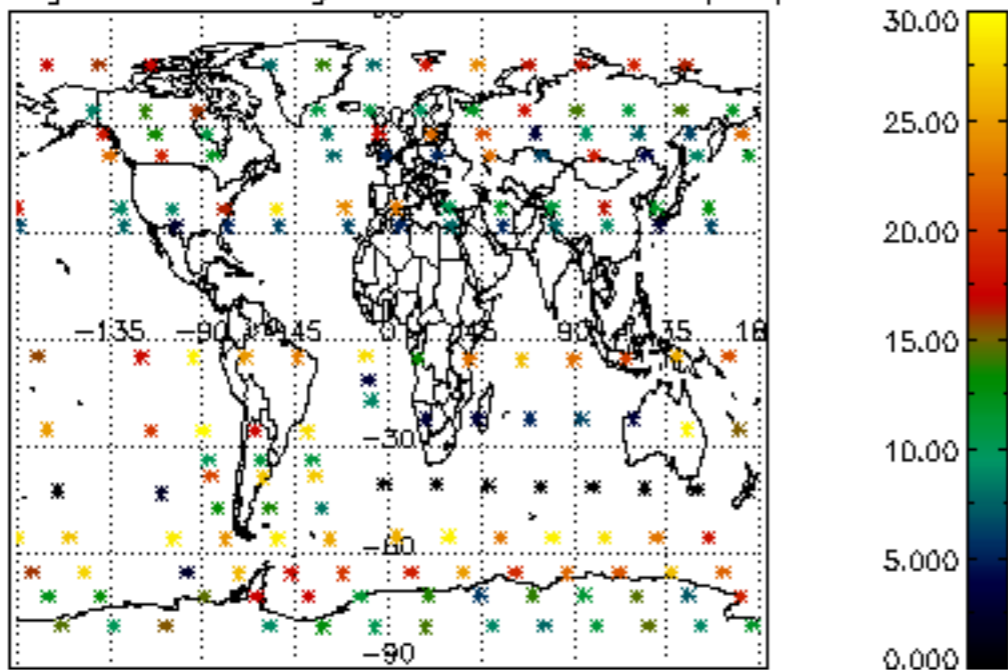
Percentage of cosmic ray hits per profile



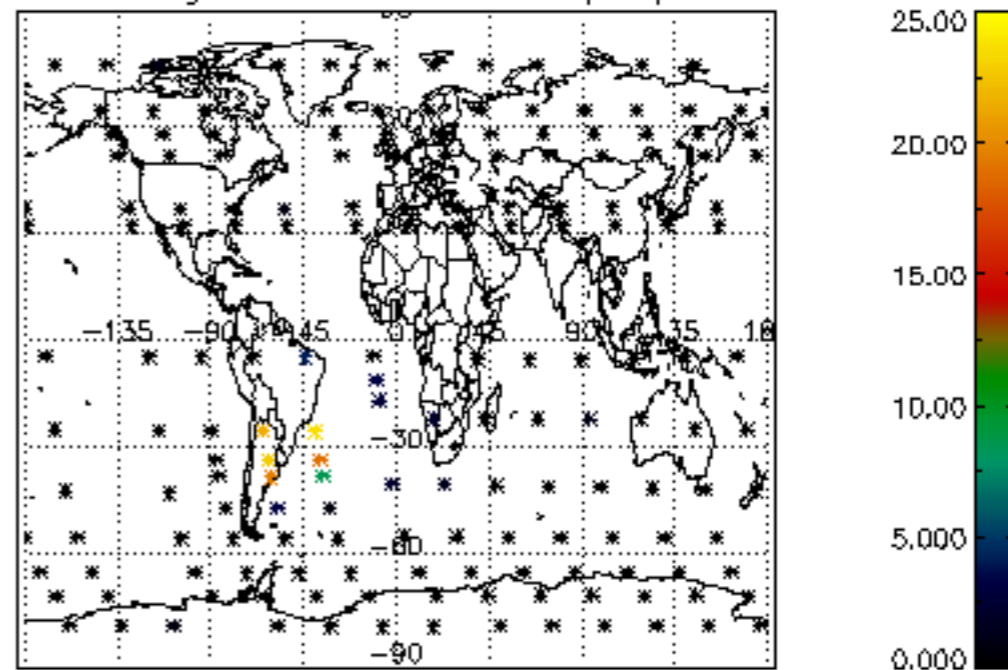
Percentage of datation errors per profile



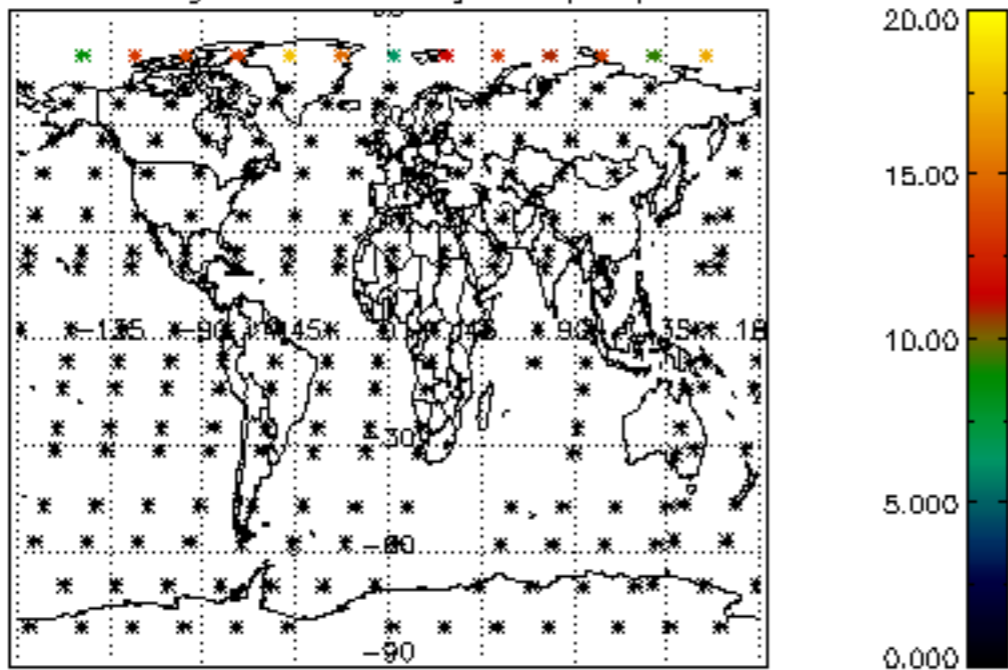
Percentage of star falling outside central band per profile



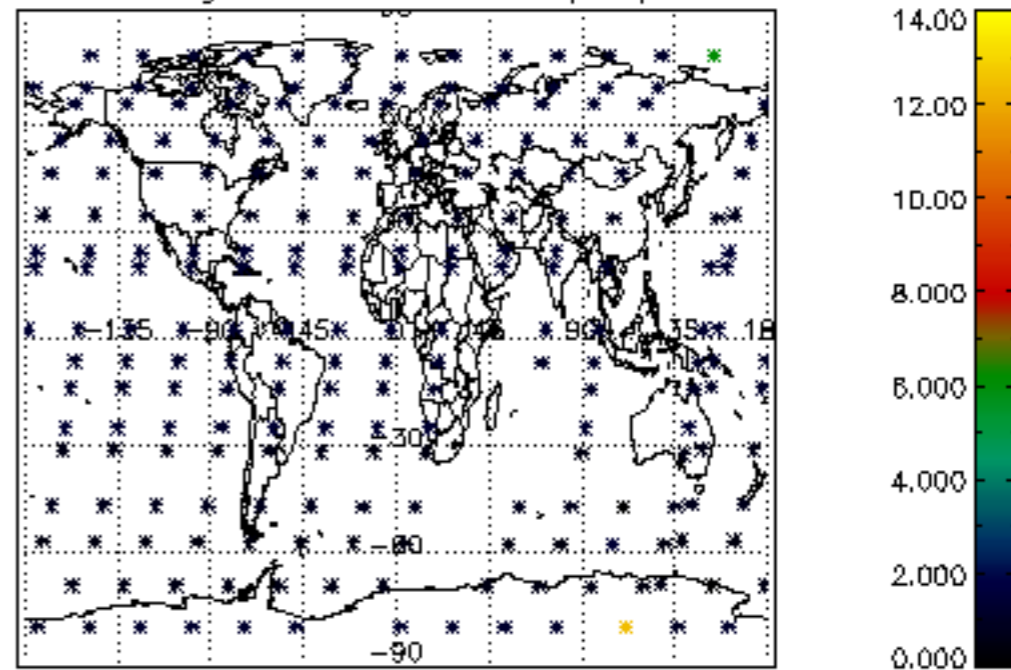
Percentage of saturation errors per profile



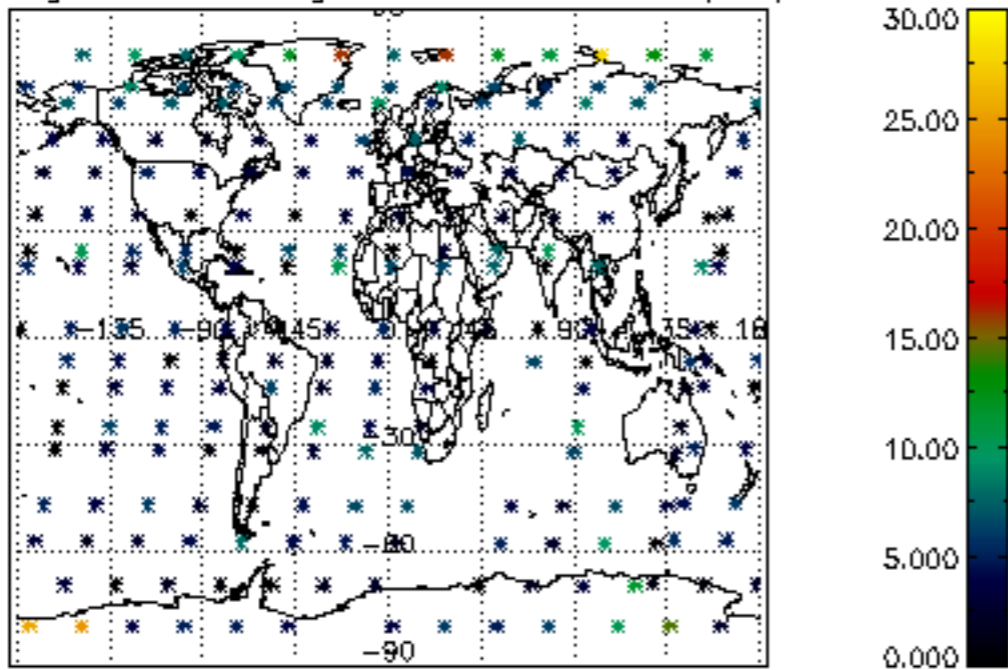
Percentage of cosmic ray hits per profile



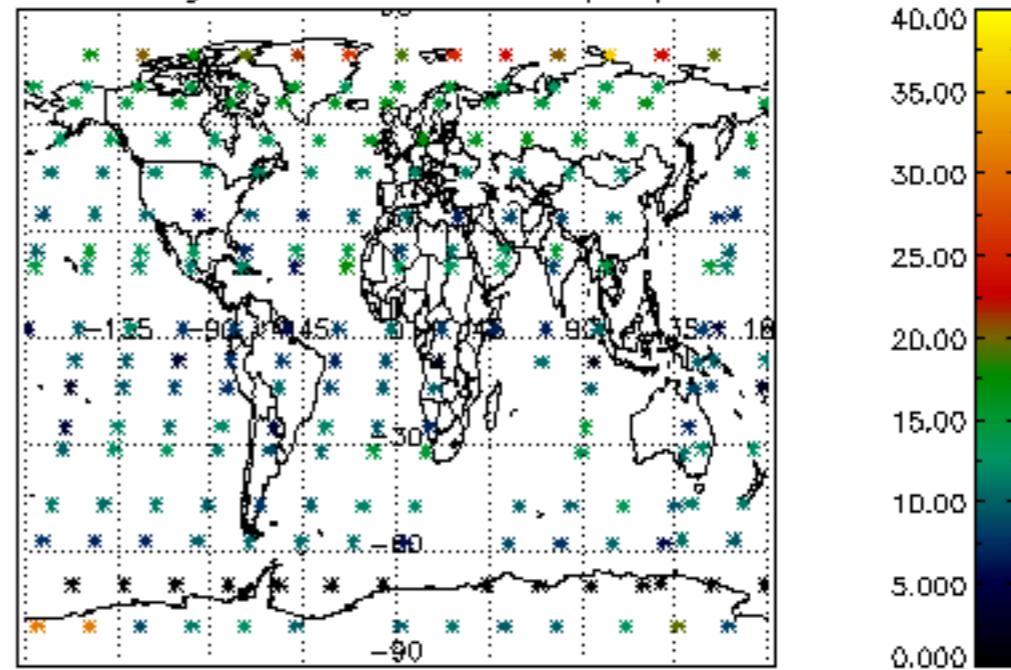
Percentage of datation errors per profile

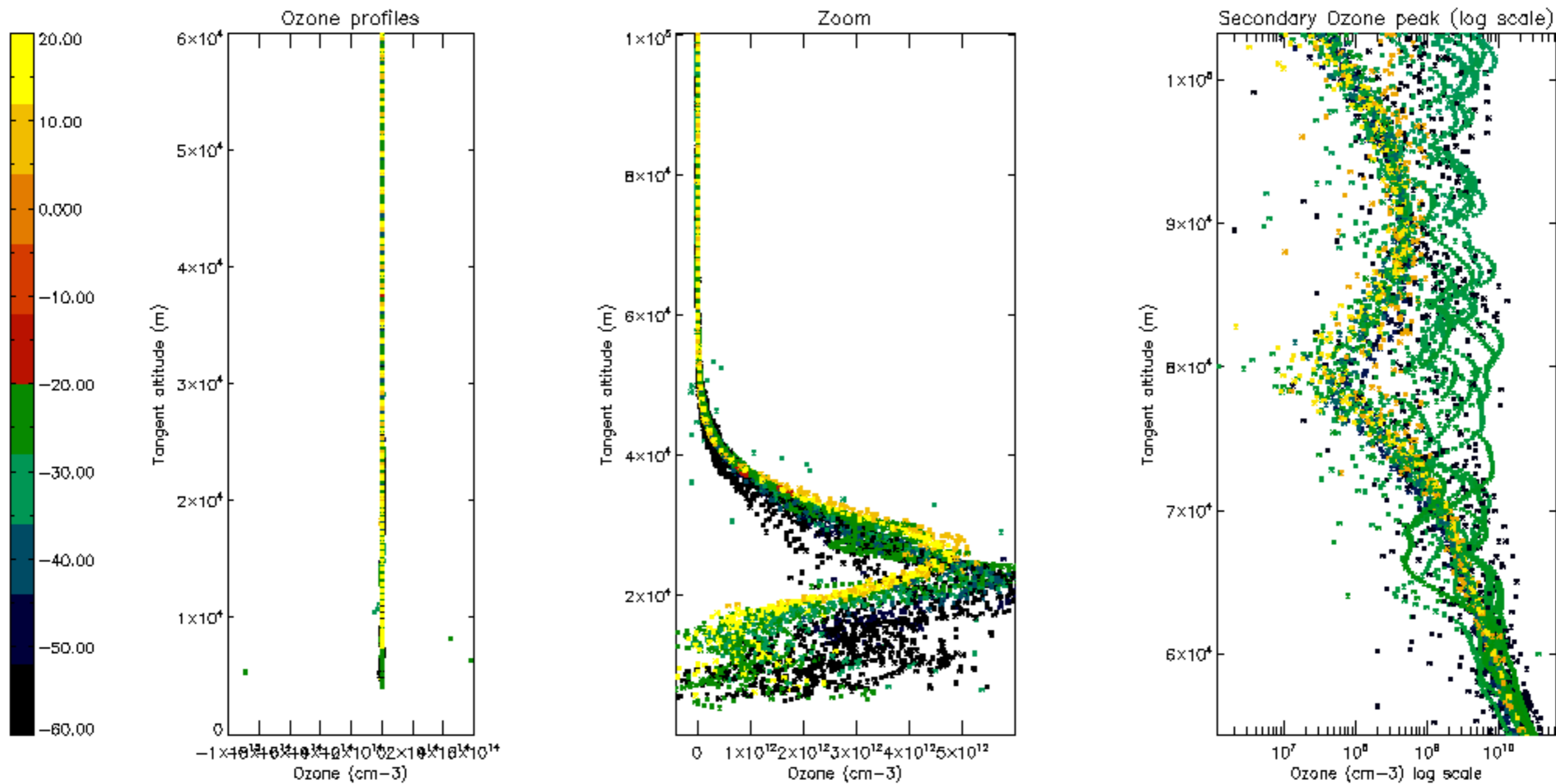


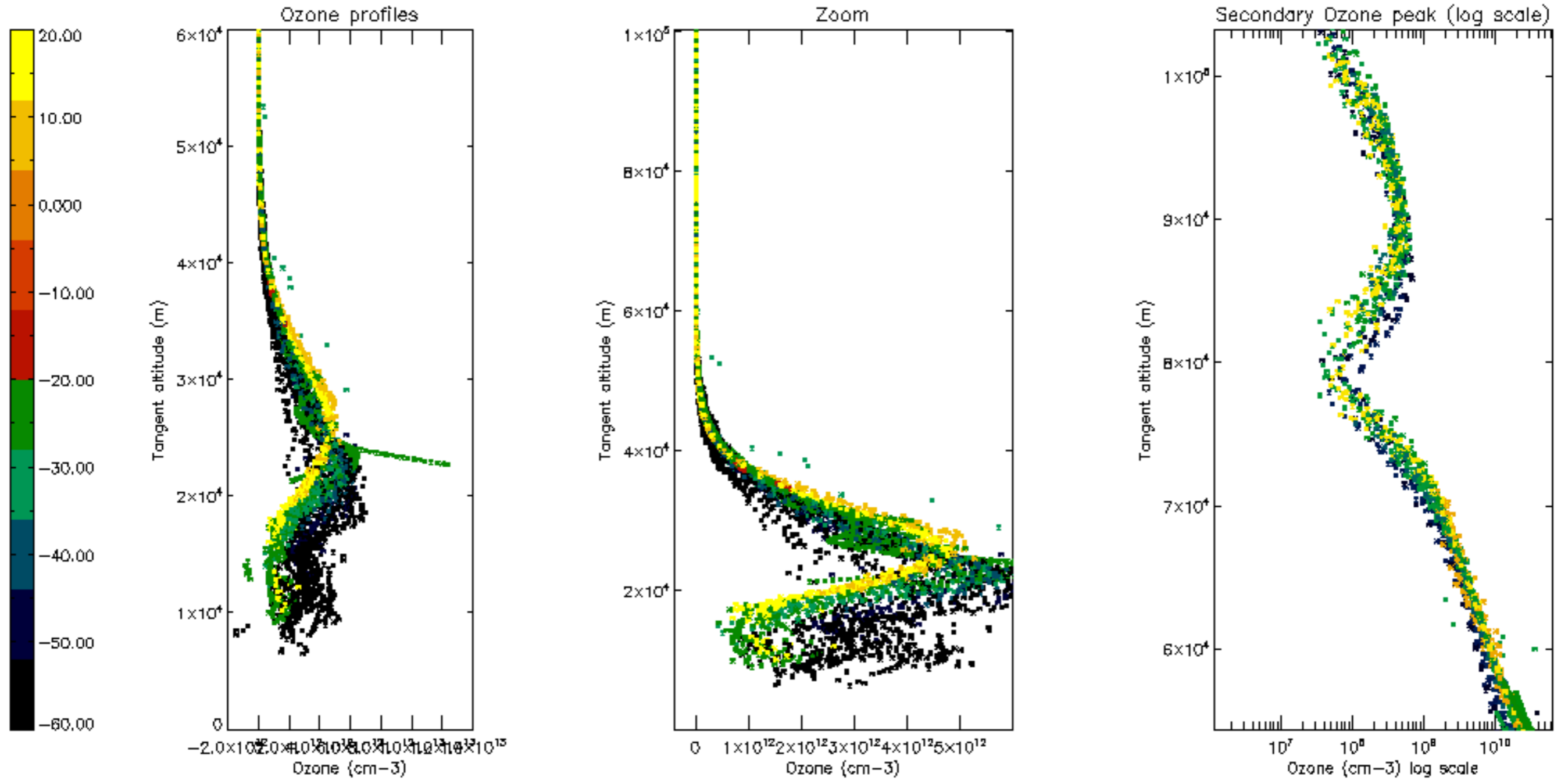
Percentage of star falling outside central band per profile

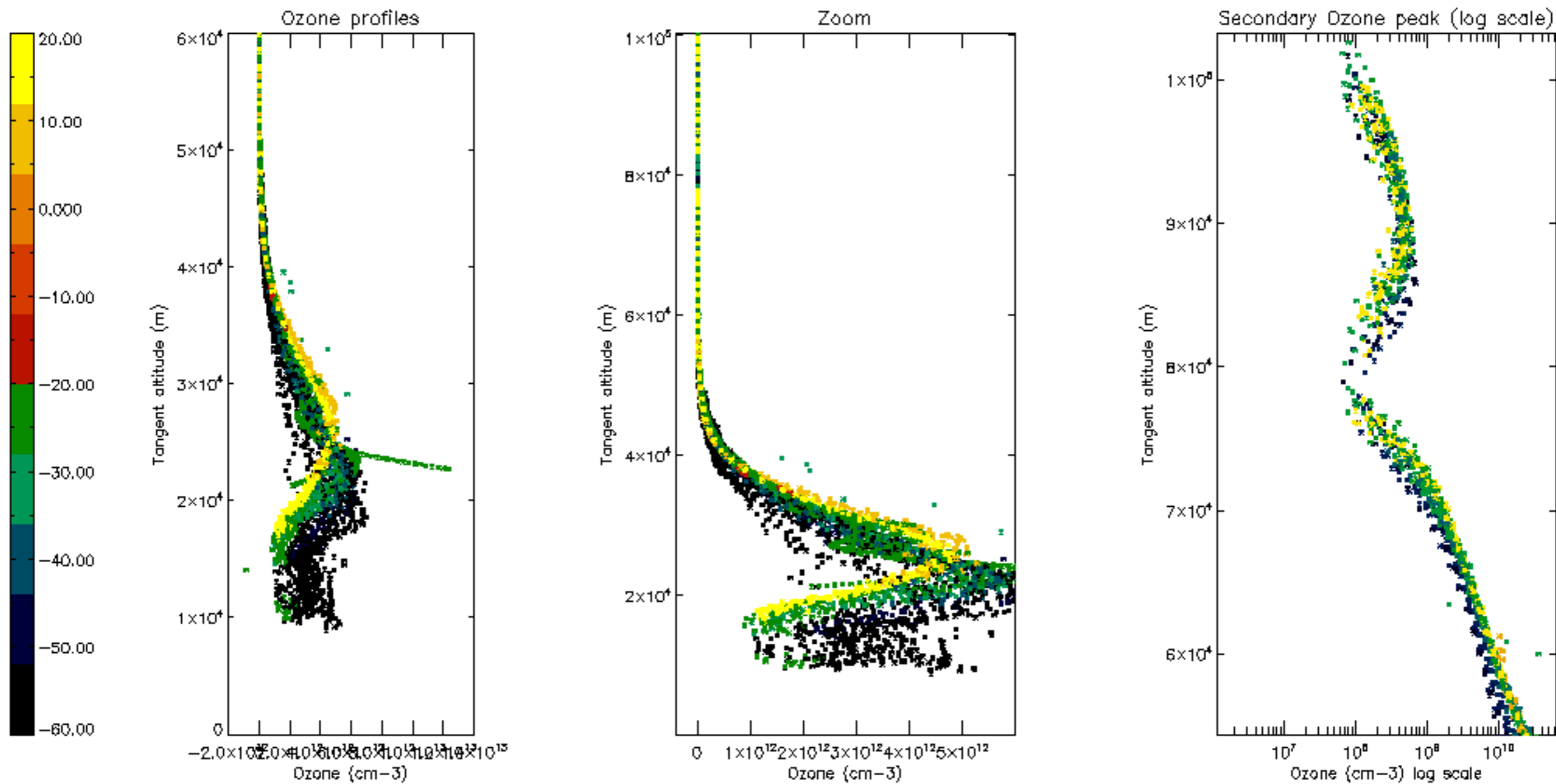


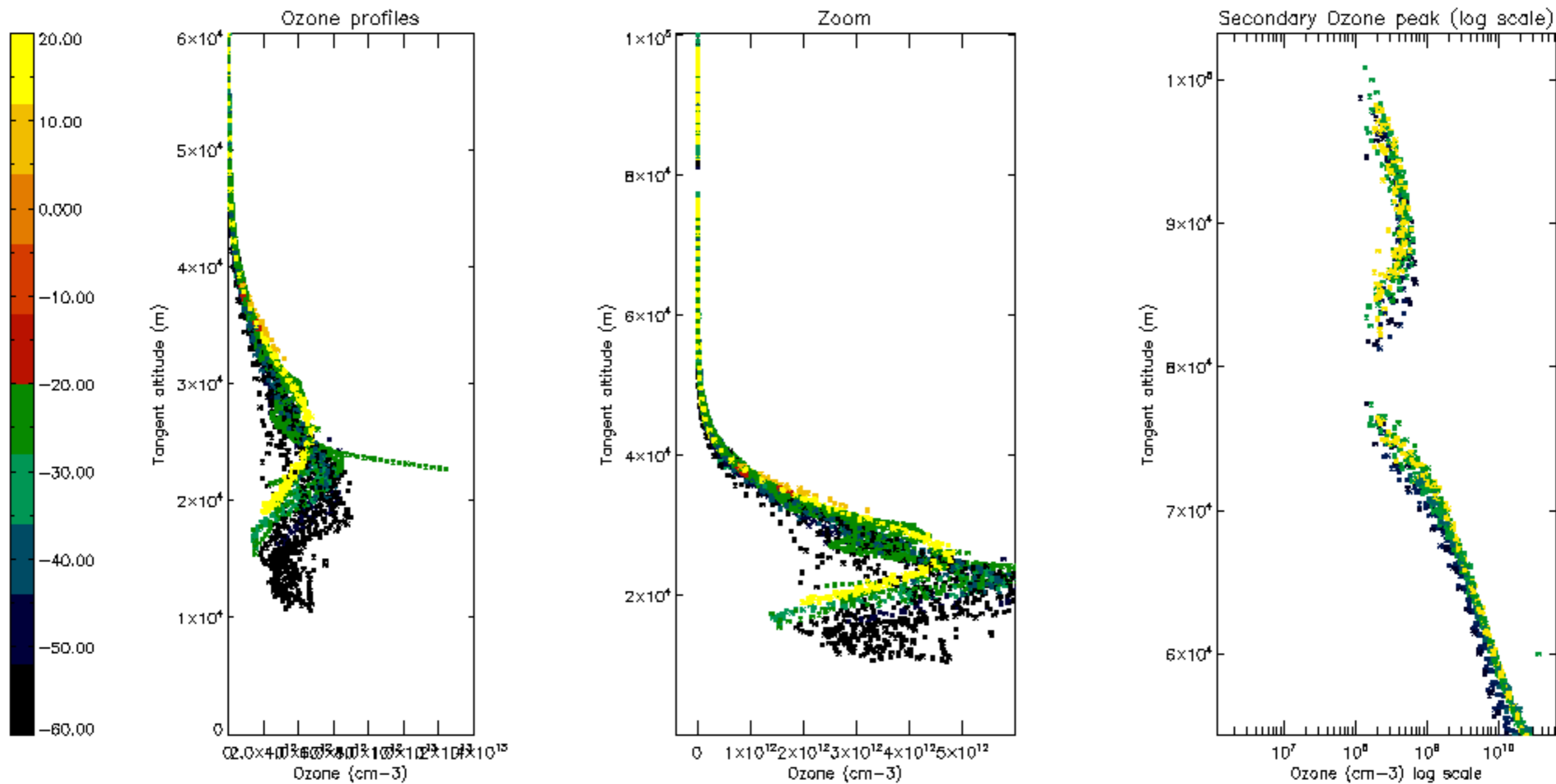
Percentage of saturation errors per profile

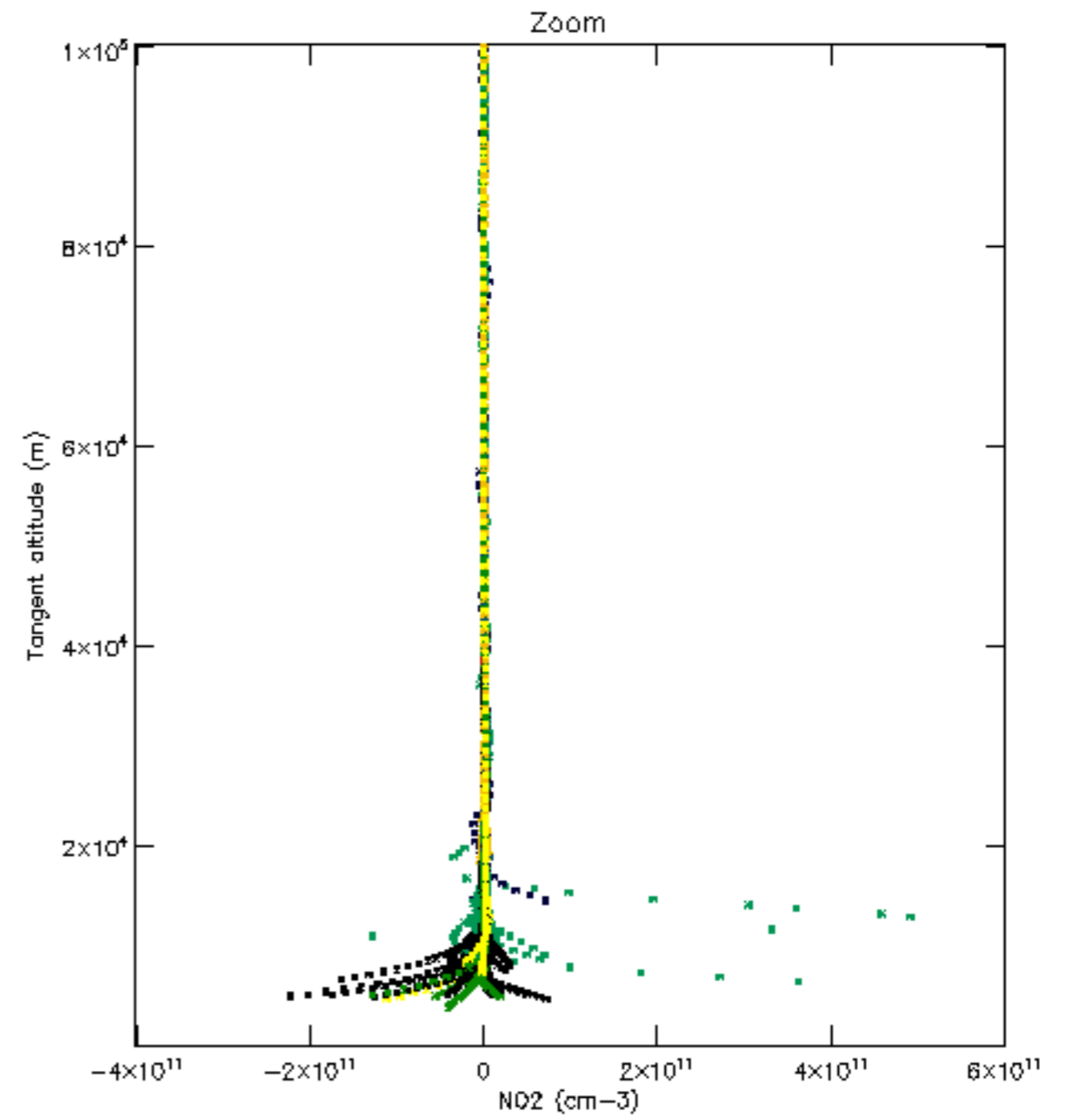
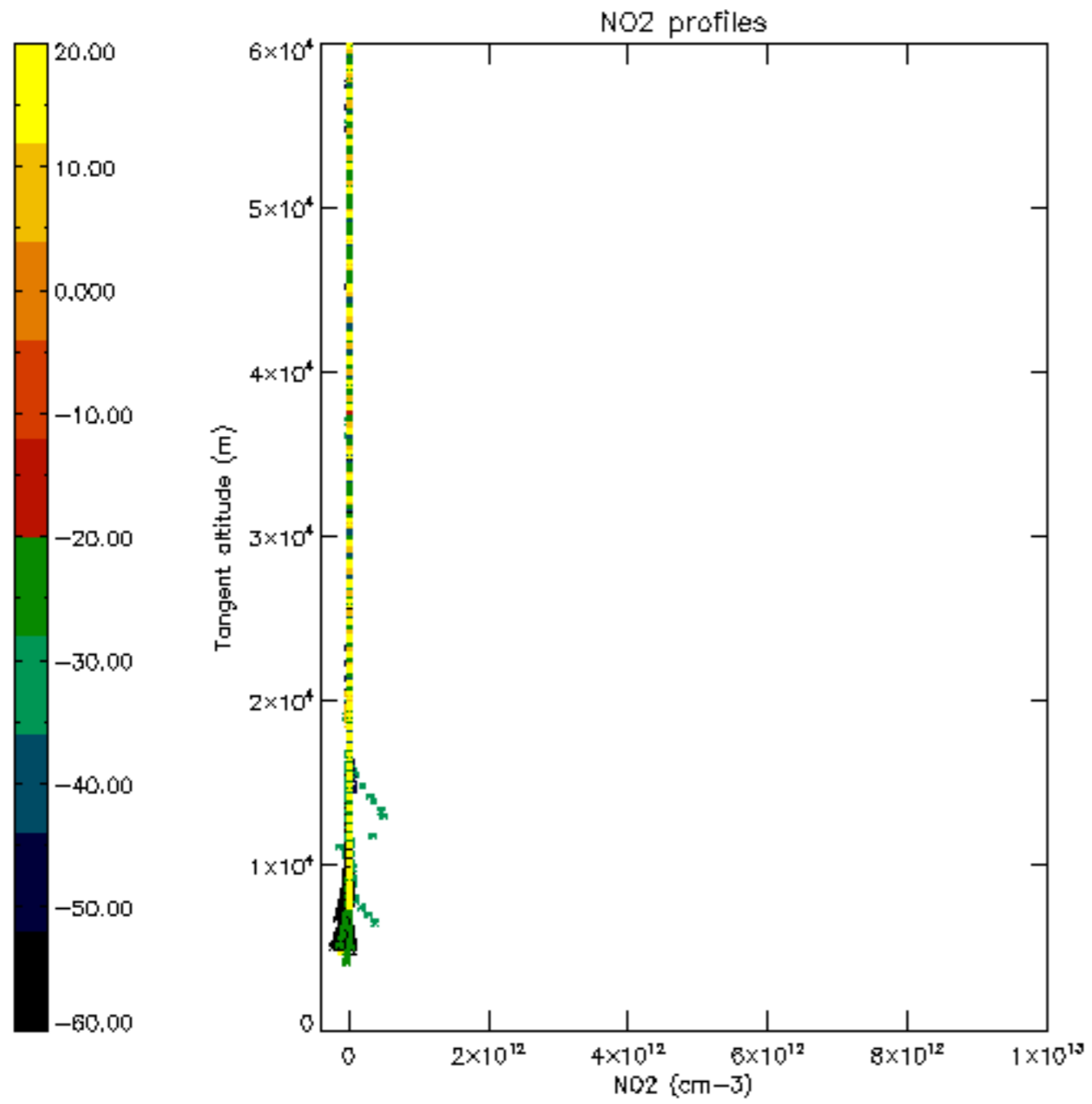


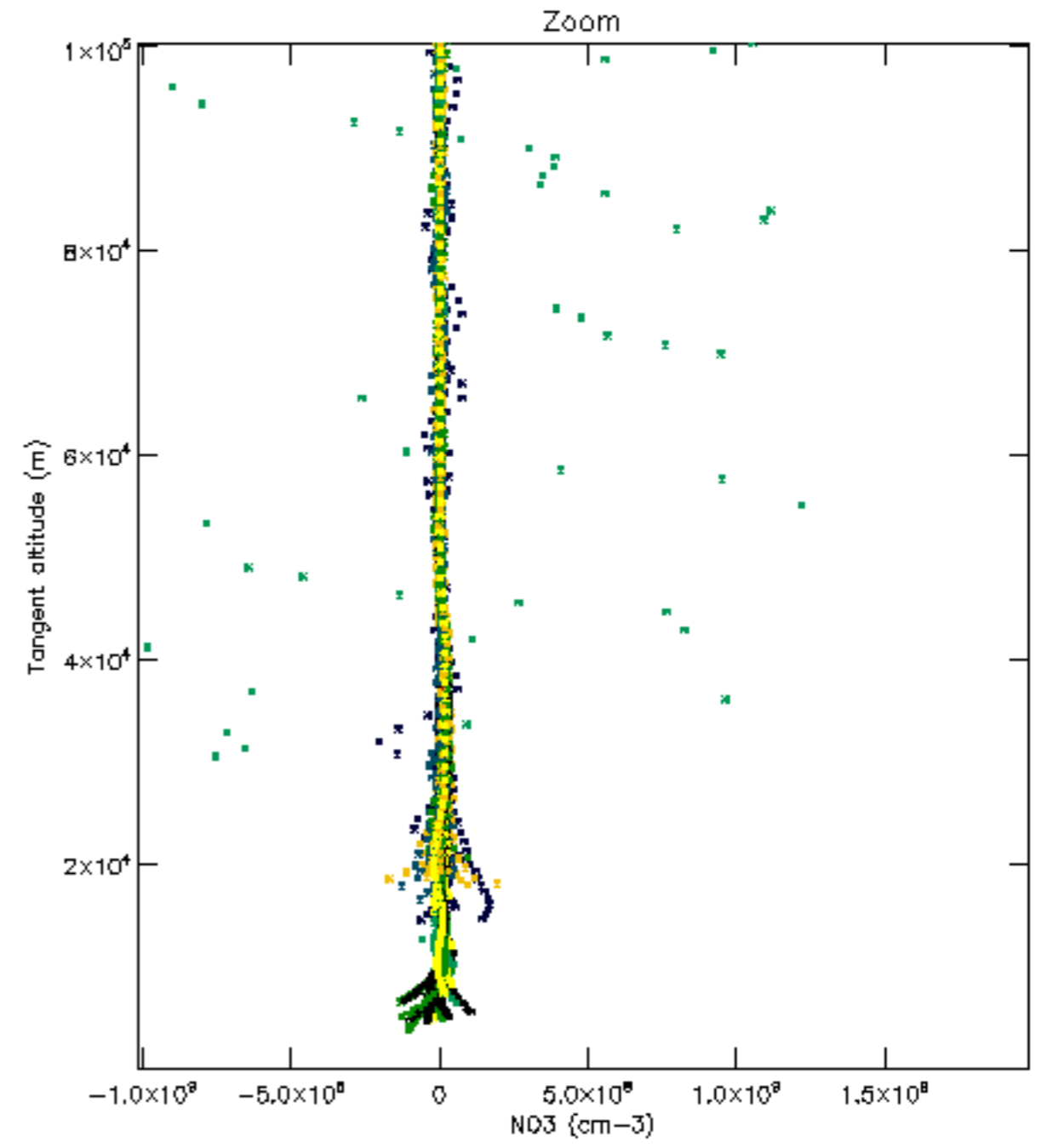
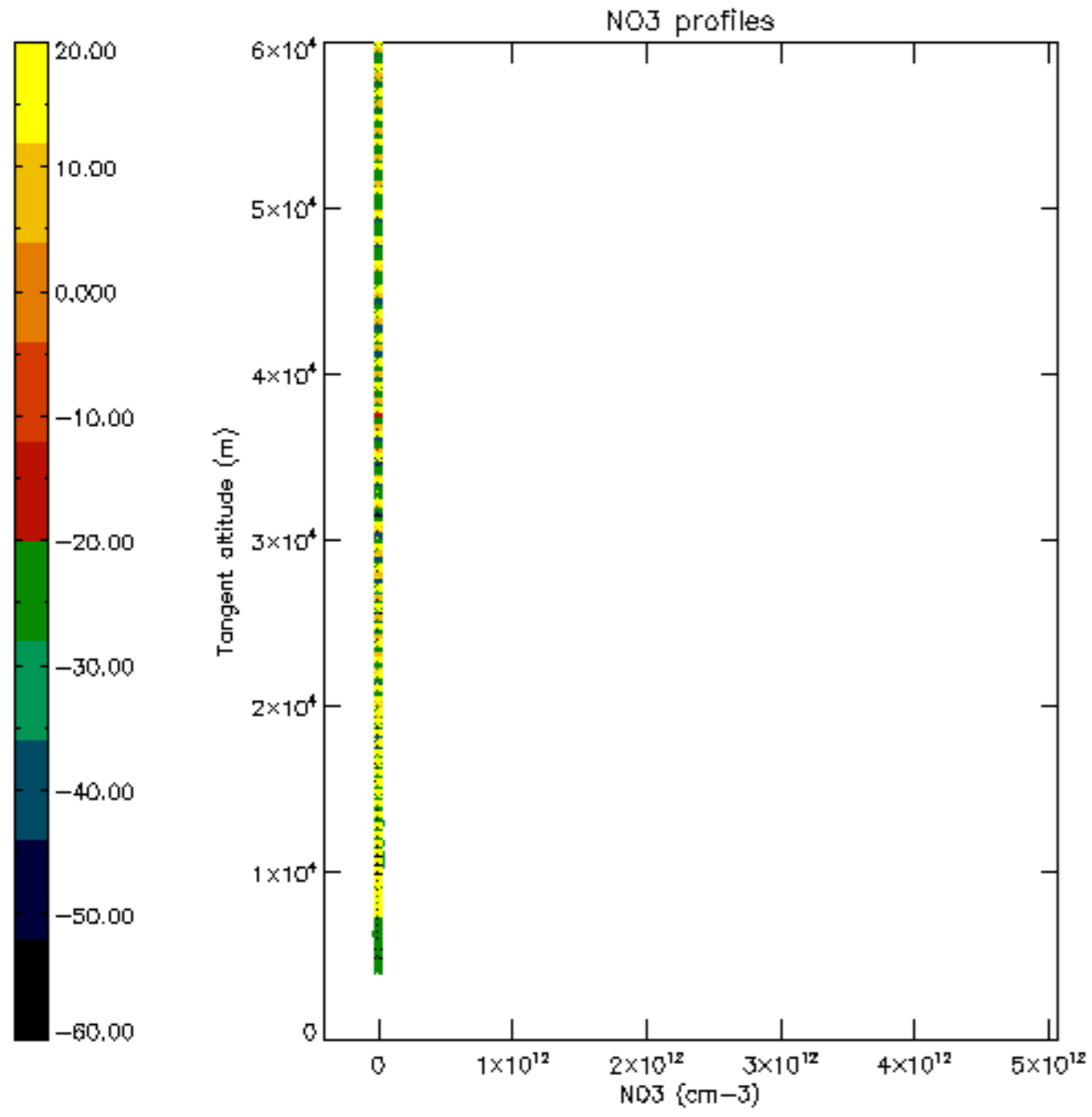


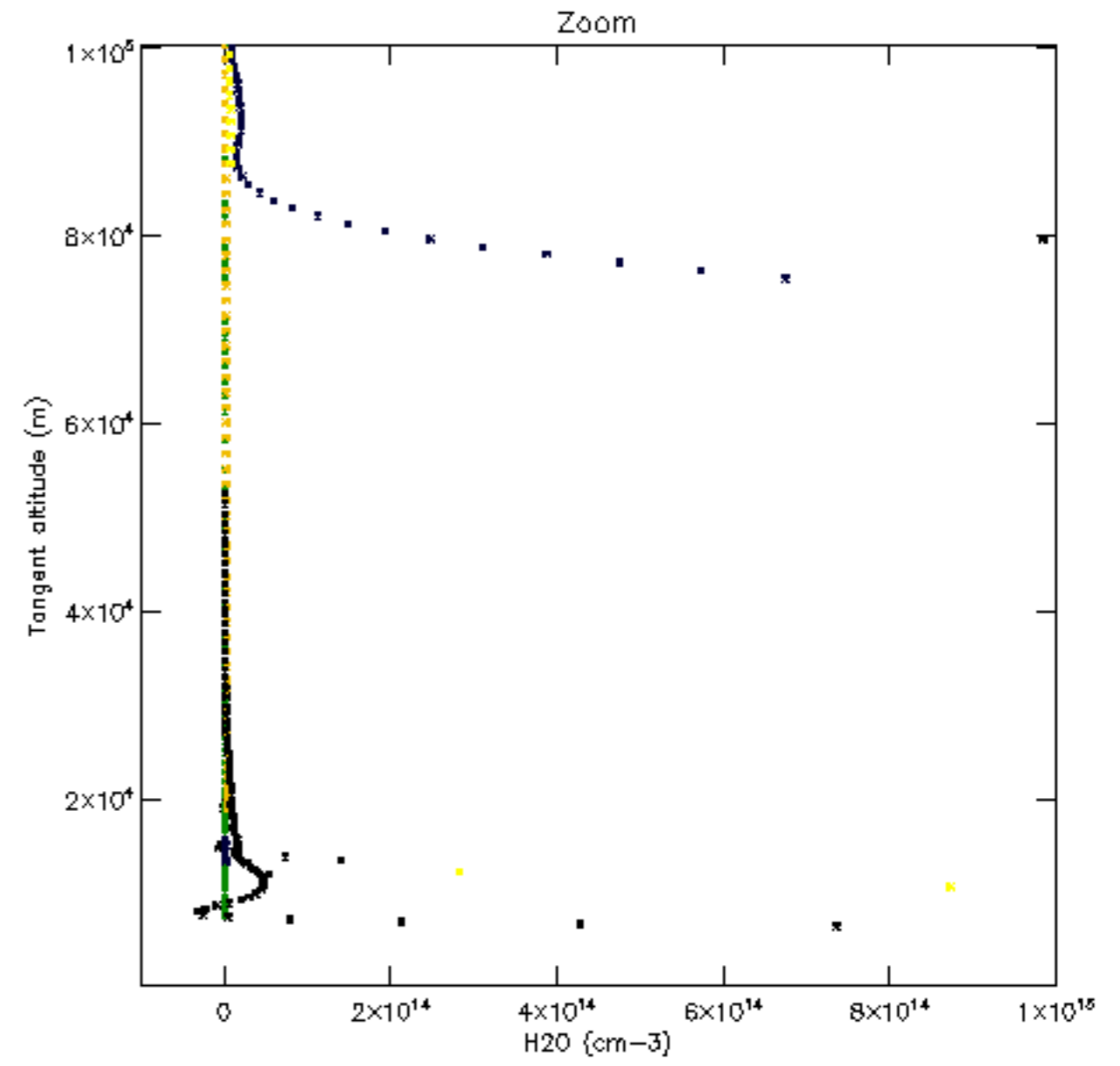
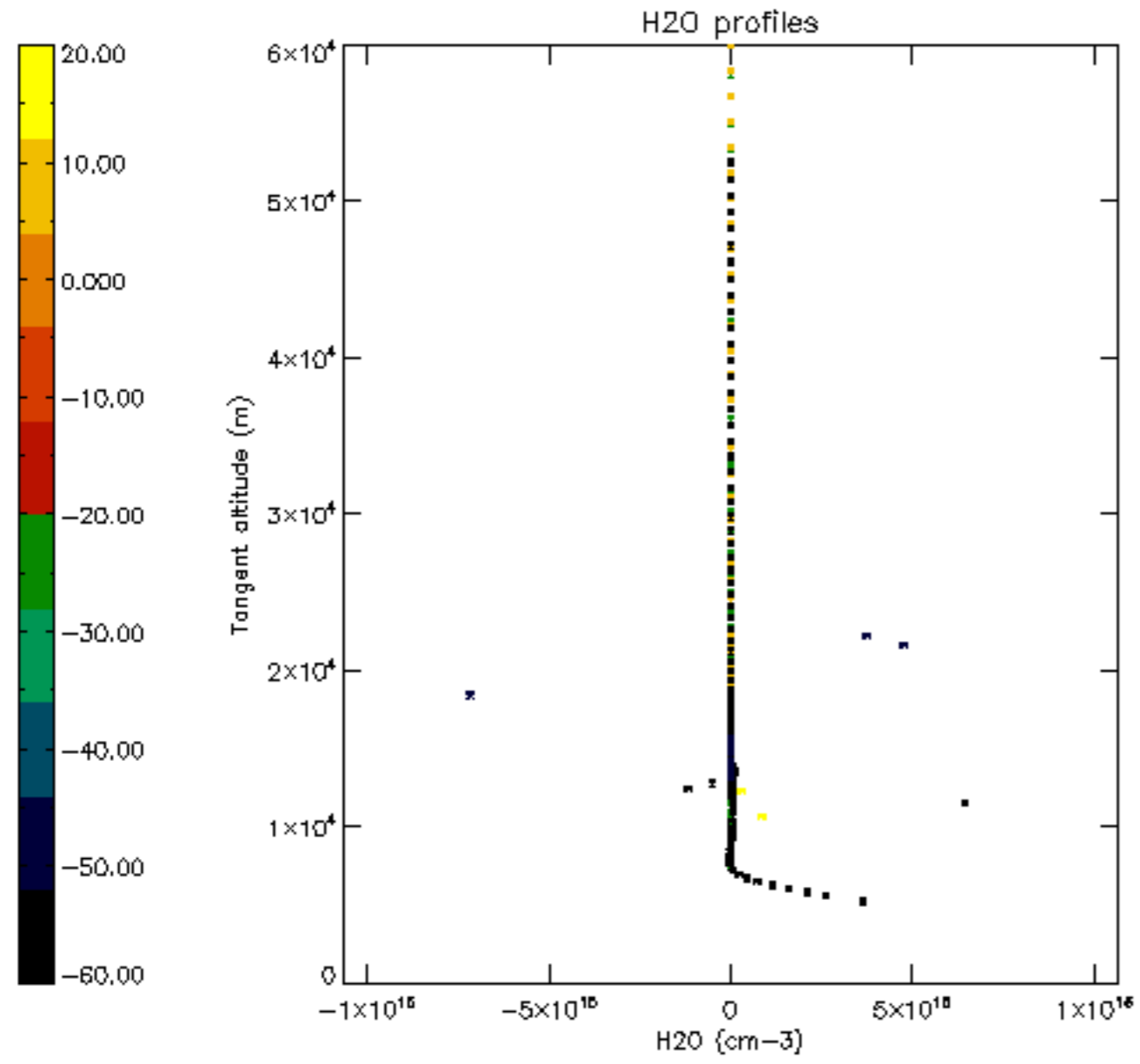


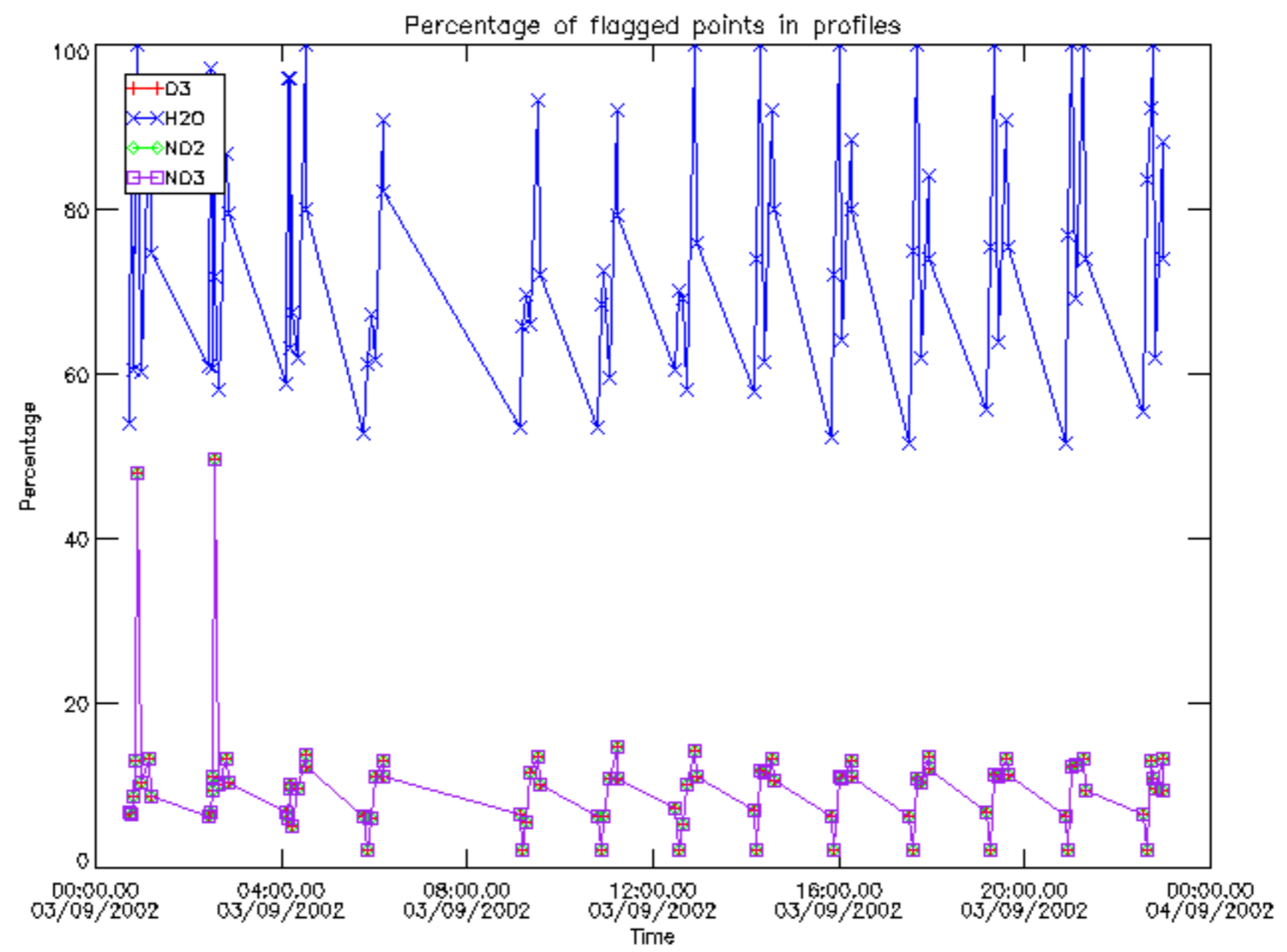




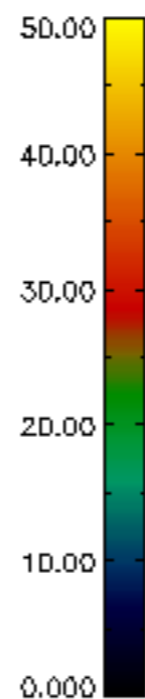
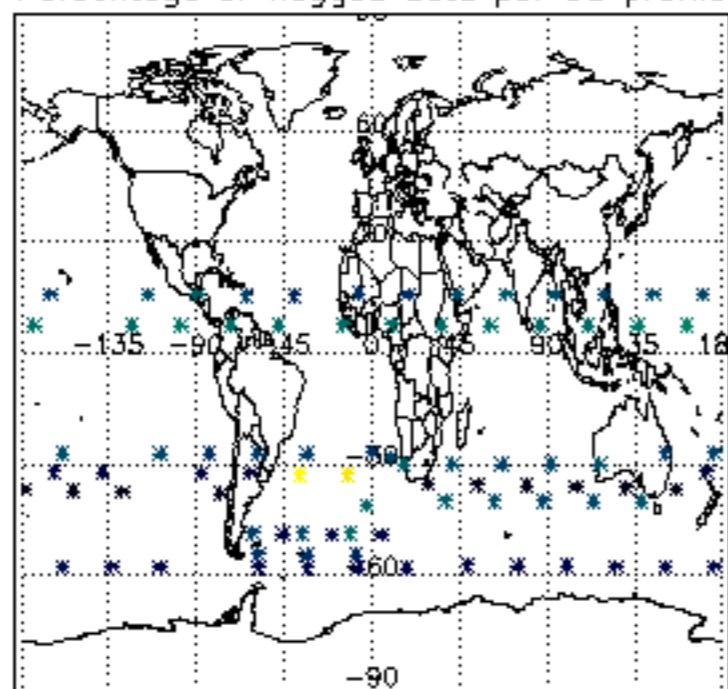




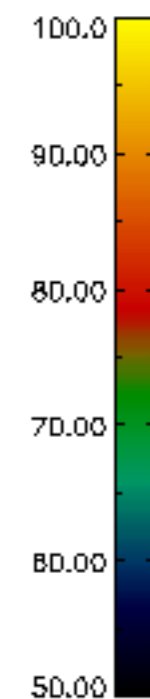
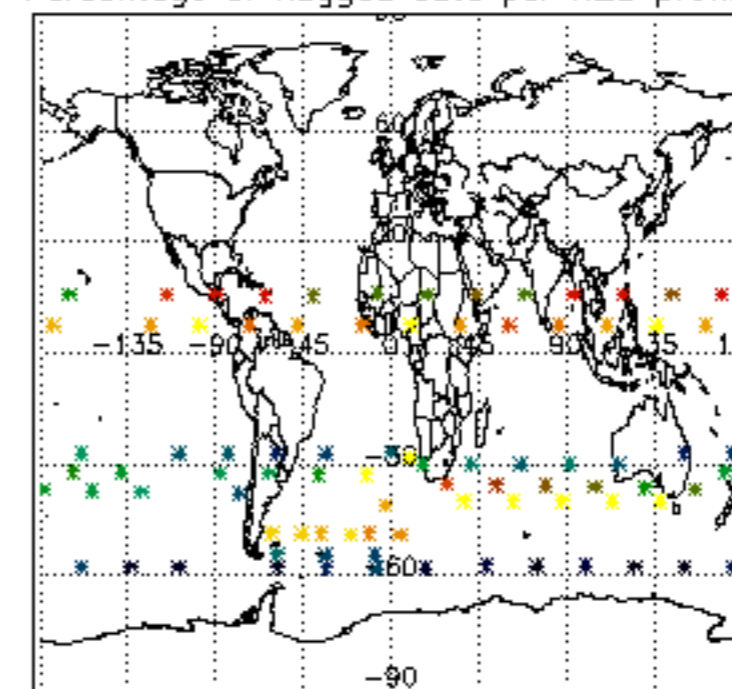




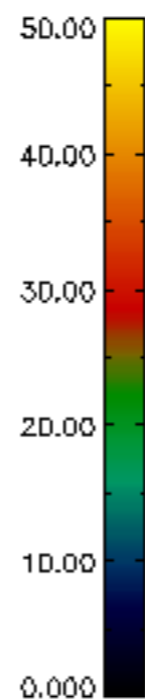
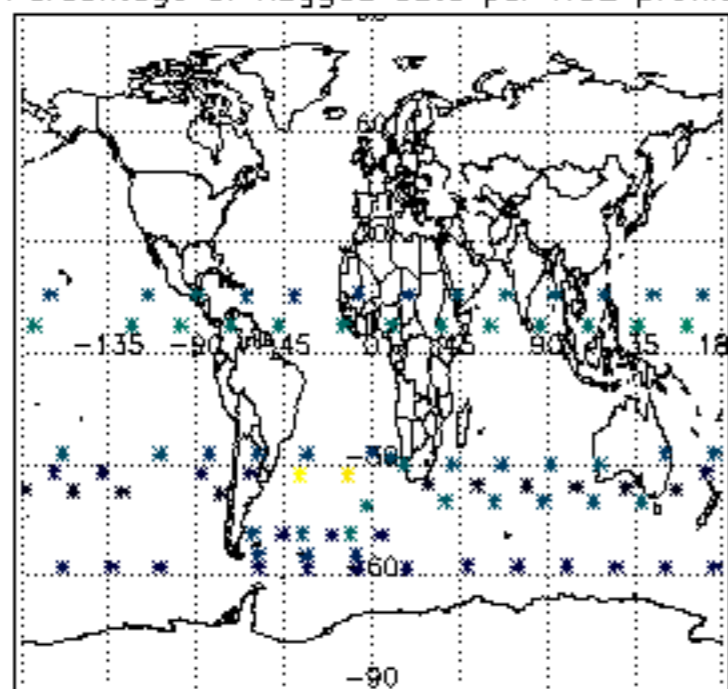
Percentage of flagged data per D3 profile



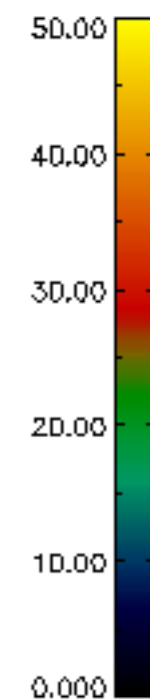
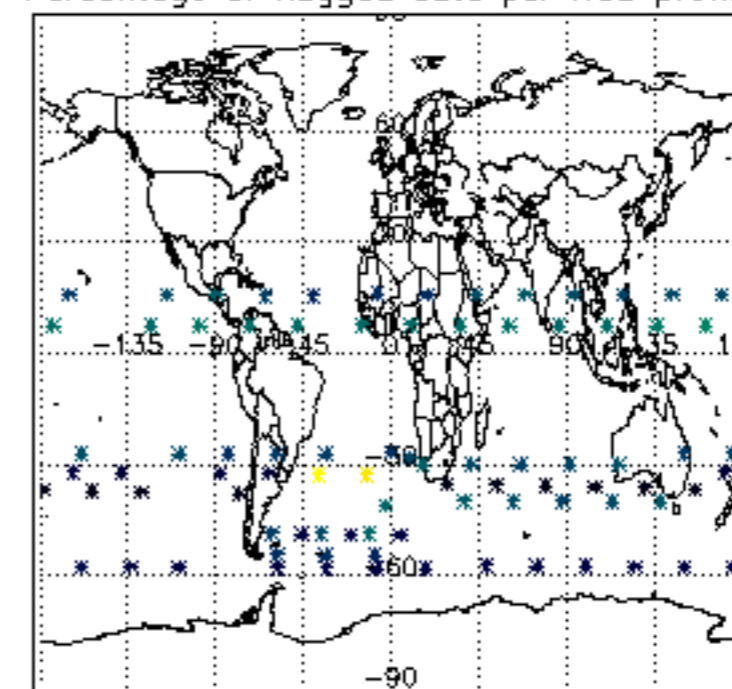
Percentage of flagged data per H2O profile

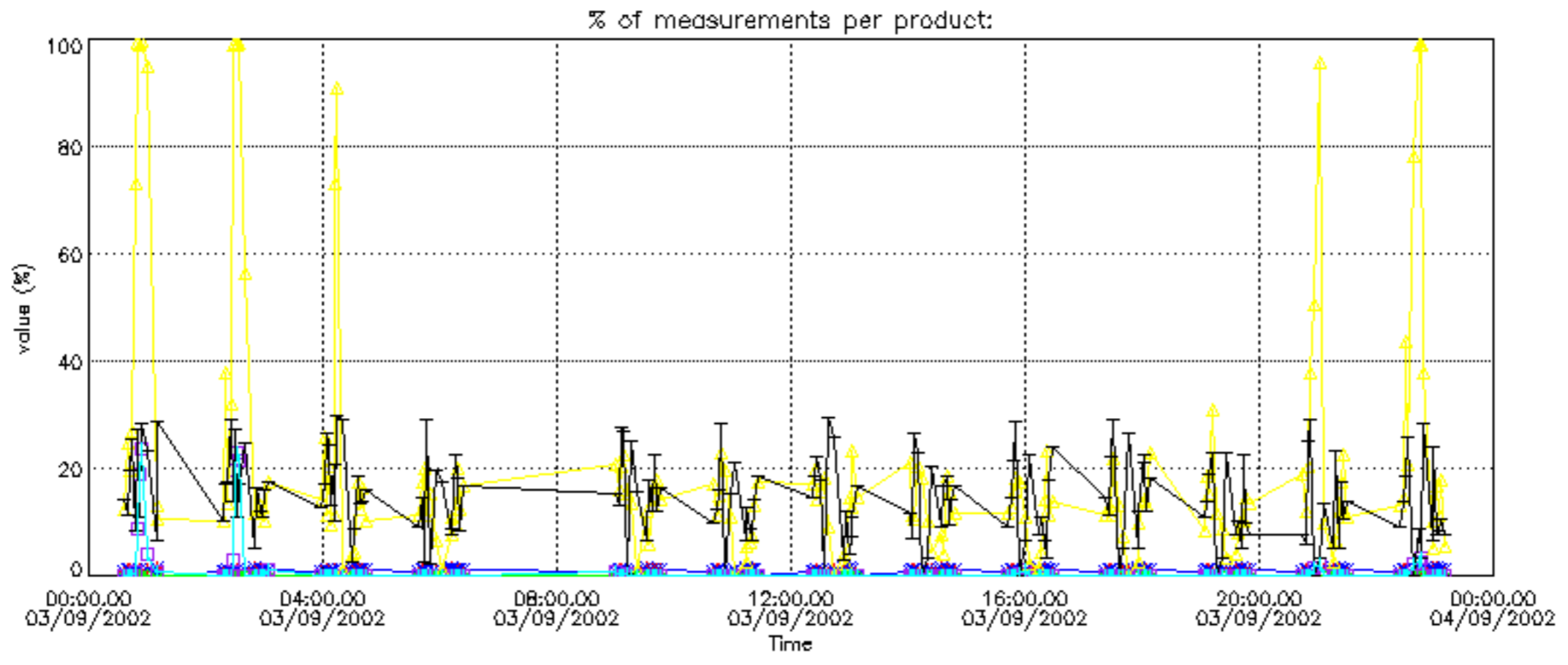


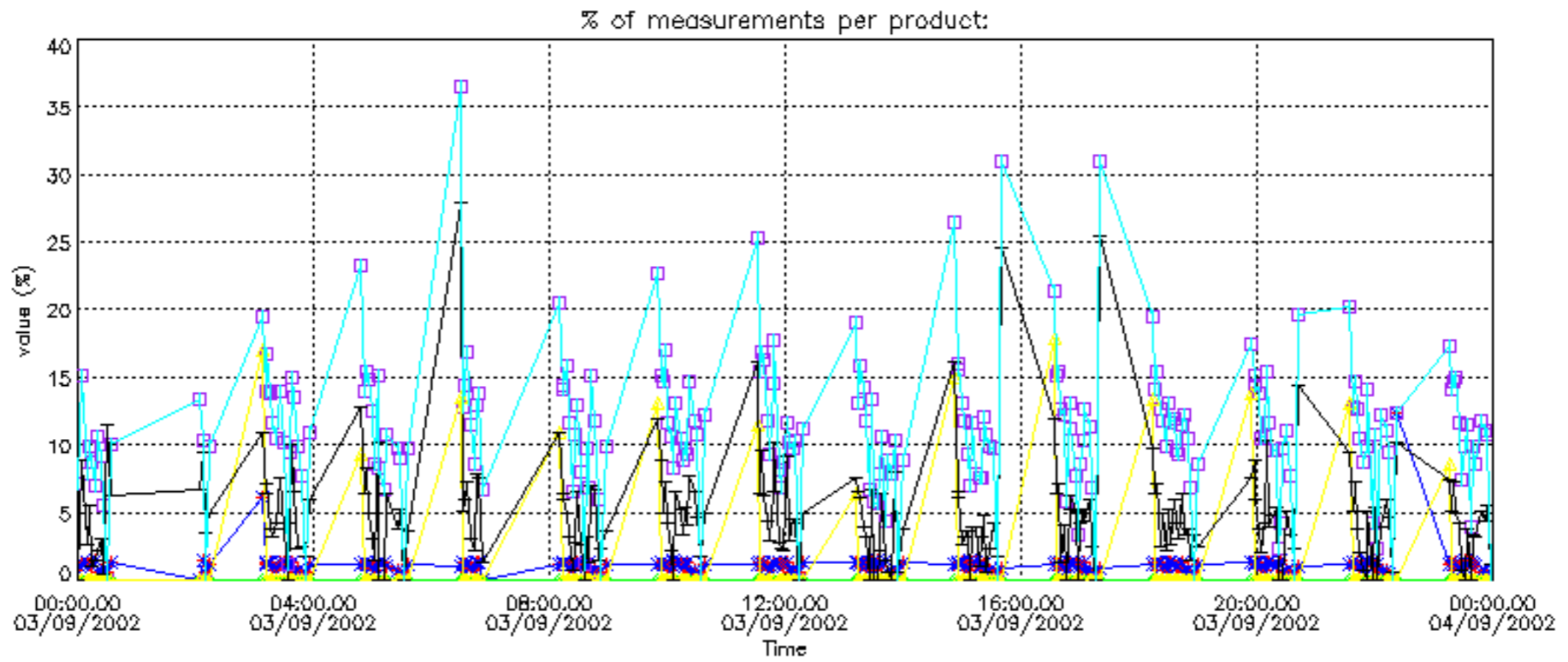
Percentage of flagged data per NO2 profile



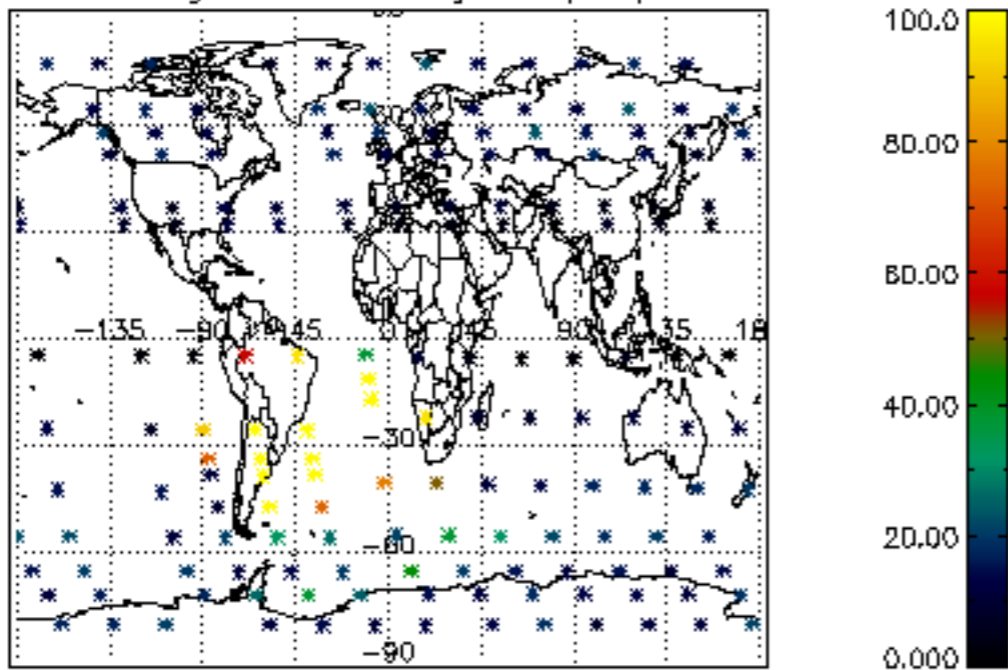
Percentage of flagged data per NO3 profile



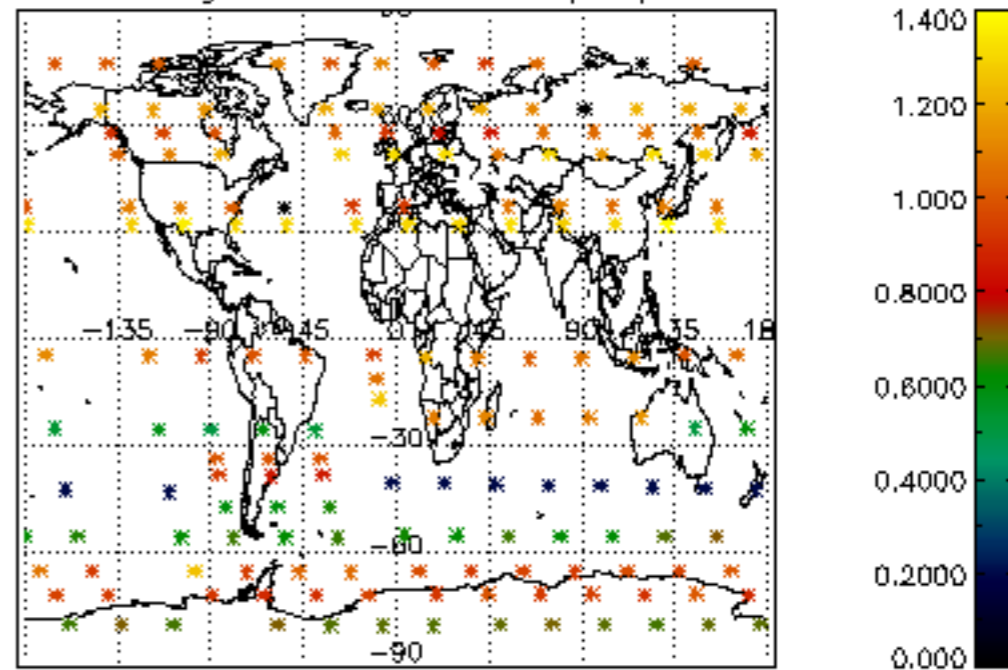




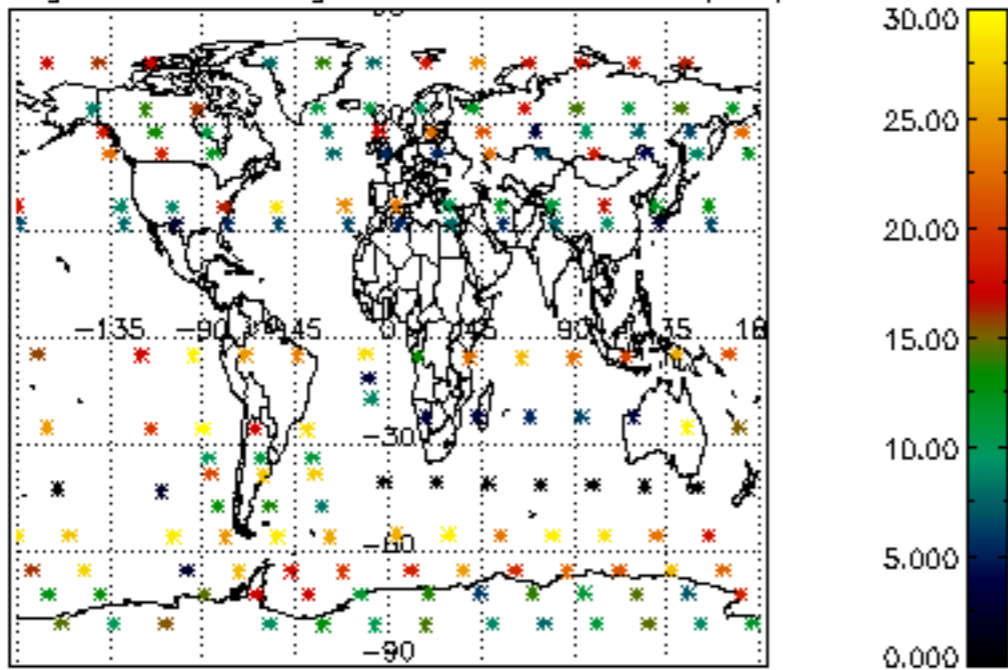
Percentage of cosmic ray hits per profile



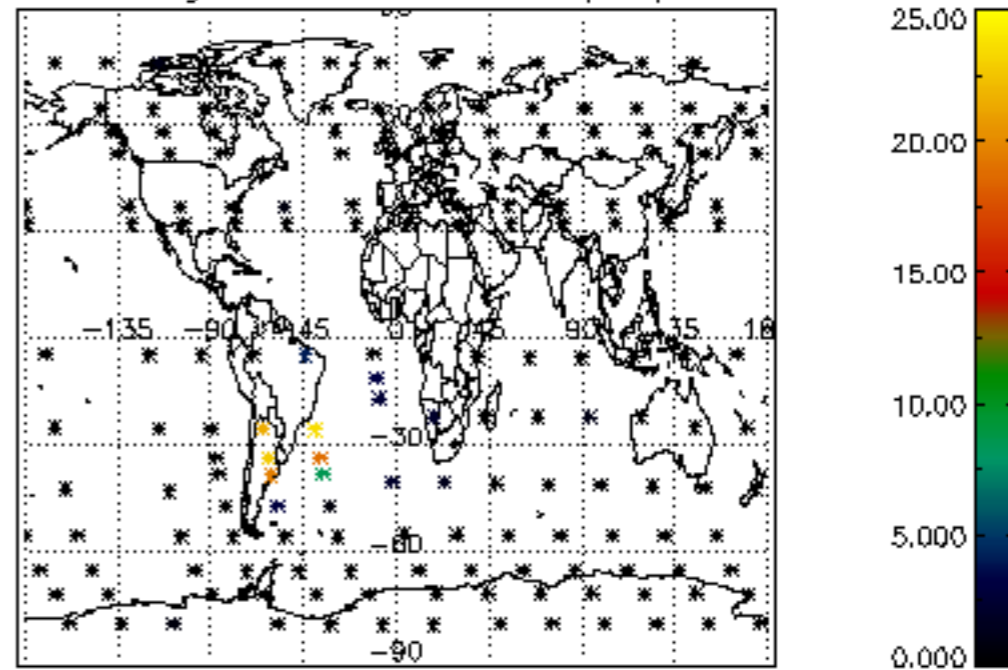
Percentage of datation errors per profile



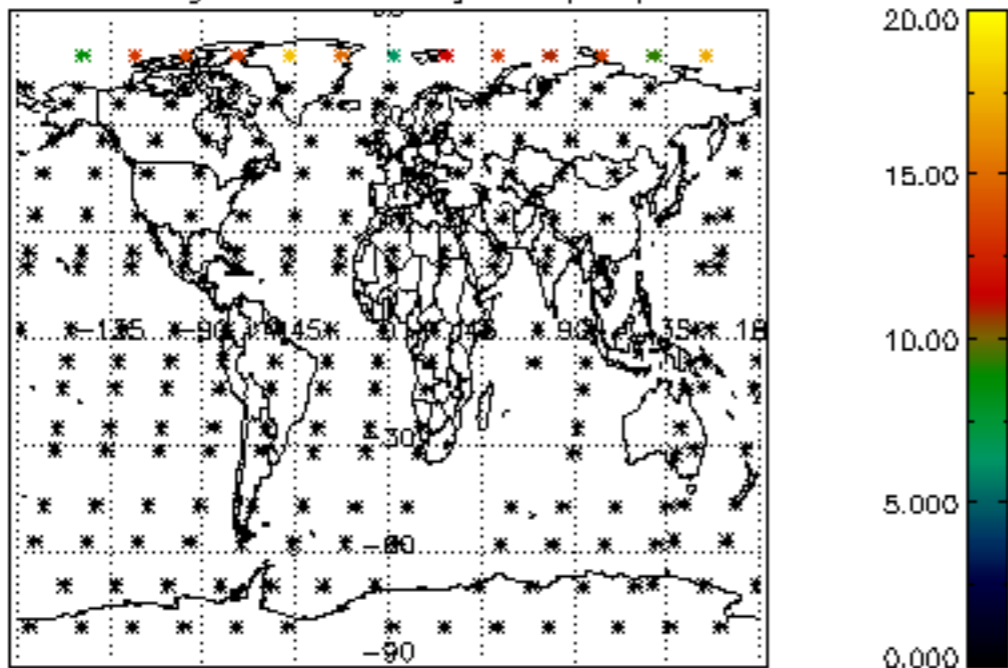
Percentage of star falling outside central band per profile



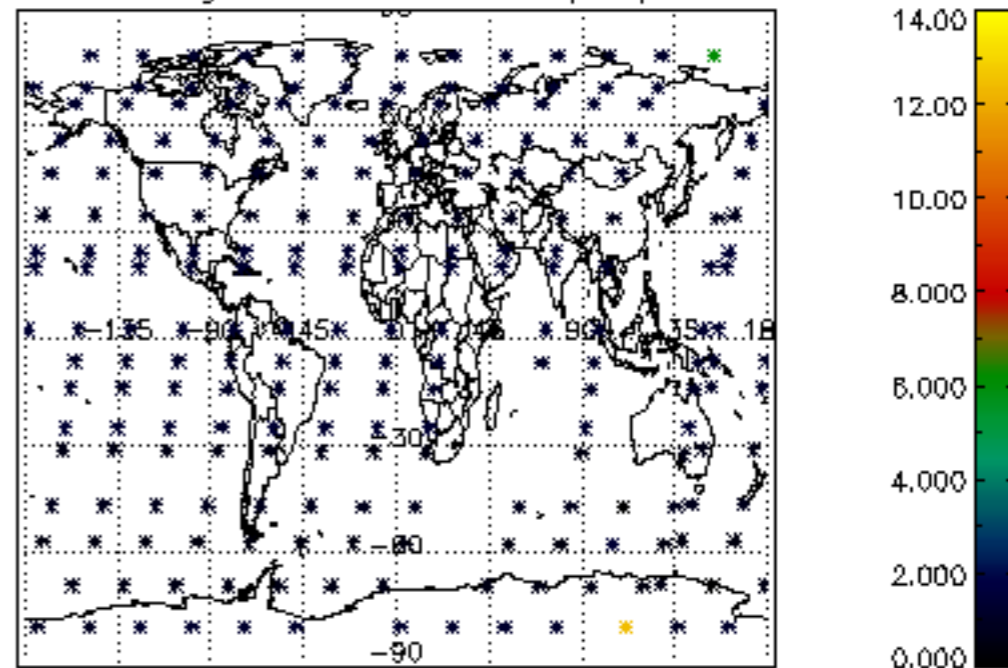
Percentage of saturation errors per profile



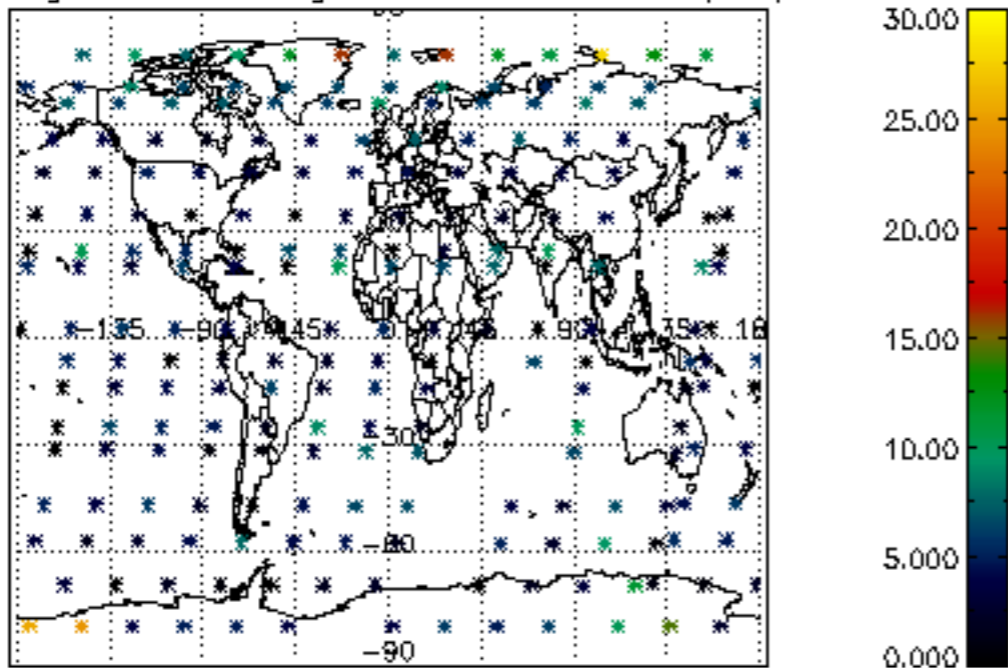
Percentage of cosmic ray hits per profile



Percentage of datation errors per profile



Percentage of star falling outside central band per profile



Percentage of saturation errors per profile

