

GOMOS Level 2 Daily Report

SUMMARY

[1. General Info](#)

[2. Summary of processed GOM_NL_2P products](#)

[3. Level 2 Quality information per product](#)

[3.1 Plot of level 2 quality information per product \(time dependant\)](#)

[3.2 Plot of level 2 quality information per product \(world map\)](#)

[4. Level 1 Quality information per product \(stored on level 2 products\)](#)

[4.1 Plot of level 1 quality information per product \(time dependant\)](#)

[4.1.1 Plot of level 1 quality information per product \(time dependant\): ASCENDING](#)

[4.1.2 Plot of level 1 quality information per product \(time dependant\): DESCENDING](#)

[4.2 Plot of level 1 quality information per product \(world map\)](#)

[4.2.1 Plot of level 1 quality information per product \(world map\): ASCENDING](#)

[4.2.2 Plot of level 1 quality information per product \(world map\): DESCENDING](#)

[5. Ozone profiles based on quality statistics and other trace gas profiles](#)

[5.1 Ozone statistics based on quality of products](#)

[5.2 Plot ozone profiles for all STD \(dark without errors\)](#)

[5.3 Plot ozone profiles where STD < 20% \(dark without errors\)](#)

[5.4. Plot ozone profiles where STD < 10% \(dark without errors\)](#)

[5.5. Plot ozone profiles where STD < 5% \(dark without errors\)](#)

[5.6 Plot NO2 profiles for all STD \(dark without errors\)](#)

[5.7 Plot NO3 profiles for all STD \(dark without errors\)](#)

[5.8 Plot H2O profiles \(only for occultations of stars 1,2,3,4,13,14,16,26,63 dark without errors\) for all STD](#)

[6. Auxiliary Data Files used for the production reported in section 2](#)

This report presents the daily analysis on parameters extracted from GOMOS level 2 data (GOM_NL__2P). It is intended to monitor some important parameters that will impact the quality of these products. A list of level 2 products (and content) that have arrived during the reporting day to the PCF is also given.

Item	Value
Time of report generation	17APR2013 18:03:58
Data source version	GOMOS/6.01
Start time of products	31-08-2002 (31AUG2002 00:00:00)
Stop time of products	01-09-2002 (01SEP2002 00:00:00)
Store outputs in DB	Yes
Nb of level 2 prods	306
Nb of prods with errors	0

2. Summary of processed GOM_NL__2P products.

Nr	Filename	UTC Start time	Limb	Duration	Star Id	Star Name	Star Mag	Star Temp	Nb Meas	Orbit	Prod. error
1	GOM_NL__2PRFIN20020831_000034_000000672009_00059_02618_2603.N1	31-AUG-2002 00:00:34	Bright	67.000	58	21Alp And	2.0730	11000.	134	2618	No
2	GOM_NL__2PRFIN20020831_000350_000000372009_00059_02618_2604.N1	31-AUG-2002 00:03:50	Bright	37.000	89	5Alp Cep	2.4510	8000.0	74	2618	No
3	GOM_NL__2PRFIN20020831_000647_000000442009_00059_02618_2605.N1	31-AUG-2002 00:06:47	Bright	43.500	74	11Bet Cas	2.2680	6600.0	87	2618	No
4	GOM_NL__2PRFIN20020831_000856_000000482009_00059_02618_2606.N1	31-AUG-2002 00:08:56	Bright	47.500	76	27Gam Cas	2.3000	30000.	95	2618	No
5	GOM_NL__2PRFIN20020831_001127_000000392009_00059_02618_2607.N1	31-AUG-2002 00:11:27	Bright	38.500	49	1Alp UMi	1.9900	6300.0	77	2618	No
6	GOM_NL__2PRFIN20020831_001452_000000972009_00059_02618_2608.N1	31-AUG-2002 00:14:52	Bright	96.500	73	57Gam1And	2.2600	13100.	193	2618	No
7	GOM_NL__2PRFIN20020831_001824_000000682009_00059_02618_2609.N1	31-AUG-2002 00:18:24	Bright	68.000	35	33Alp Per	1.7950	6250.0	136	2618	No
8	GOM_NL__2PRFIN20020831_002141_000000972009_00059_02618_2610.N1	31-AUG-2002 00:21:41	Bright	96.500	79	26Bet Per	2.3100	13100.	193	2618	No
9	GOM_NL__2PRFIN20020831_002441_000000812009_00059_02618_2611.N1	31-AUG-2002 00:24:41	Bright	80.500	149	45Eps Per	2.8880	30000.	161	2618	No
10	GOM_NL__2PRFIN20020831_002822_000000402009_00059_02618_2612.N1	31-AUG-2002 00:28:22	Bright	40.000	24	66Alp Gem	1.5800	10200.	80	2618	No
11	GOM_NL__2PRFIN20020831_003056_000000652009_00059_02618_2613.N1	31-AUG-2002 00:30:56	Twilight	65.000	28	12Bet Tau	1.6500	15200.	130	2618	No
12	GOM_NL__2PRFIN20020831_003356_000000572009_00059_02618_2614.N1	31-AUG-2002 00:33:56	Twilight	57.000	44	24Gam Gem	1.9280	11000.	114	2618	No
13	GOM_NL__2PRFIN20020831_003602_000000512009_00059_02618_2615.N1	31-AUG-2002 00:36:02	Twilight	50.500	8	10Alp CMi	0.40000	6500.0	101	2618	No
14	GOM_NL__2PRFIN20020831_003827_000000722009_00059_02618_2616.N1	31-AUG-2002 00:38:27	Dark	72.000	14	58Alp Ori	0.87000	3000.0	144	2618	No
15	GOM_NL__2PRFIN20020831_004037_000000762009_00059_02618_2617.N1	31-AUG-2002 00:40:37	Dark	75.500	27	24Gam Ori	1.6360	26000.	151	2618	No
16	GOM_NL__2PRFIN20020831_004231_000000662009_00059_02618_2618.N1	31-AUG-2002 00:42:31	Dark	65.500	30	46Eps Ori	1.6940	30000.	131	2618	No
17	GOM_NL__2PRFIN20020831_004449_000000512009_00059_02618_2619.N1	31-AUG-2002 00:44:49	Dark	50.500	47	2Bet CMa	1.9760	28000.	101	2618	No
18	GOM_NL__2PRFIN20020831_004624_000000452009_00059_02618_2620.N1	31-AUG-2002 00:46:24	Dark	45.000	23	21Eps CMa	1.5020	26000.	90	2618	No
19	GOM_NL__2PRFIN20020831_005310_000000472009_00059_02618_2621.N1	31-AUG-2002 00:53:10	Dark	47.000	2	Alp Car	-0.73600	7000.0	94	2618	No
20	GOM_NL__2PRFIN20020831_010234_000000602009_00060_02619_2588.N1	31-AUG-2002 01:02:34	Dark	59.500	157	The1Eri	2.9060	9300.0	119	2619	No
21	GOM_NL__2PRFIN20020831_010443_000000462009_00060_02619_2589.N1	31-AUG-2002 01:04:43	Dark	46.000	9	Alp Eri	0.45300	24000.	92	2619	No
22	GOM_NL__2PRFIN20020831_010911_000000432009_00060_02619_2590.N1	31-AUG-2002 01:09:11	Straylight	42.500	148	Alp Tuc	2.8780	4100.0	85	2619	No
23	GOM_NL__2PRFIN20020831_011041_000000522009_00060_02619_2591.N1	31-AUG-2002 01:10:41	Straylight	52.000	84	Alp Phe	2.3970	4500.0	104	2619	No
24	GOM_NL__2PRFIN20020831_011249_000000412009_00060_02619_2592.N1	31-AUG-2002 01:12:49	Straylight	41.000	31	Alp Gru	1.7340	15200.	82	2619	No
25	GOM_NL__2PRFIN20020831_011540_000000422009_00060_02619_2593.N1	31-AUG-2002 01:15:40	Straylight	41.500	172	Gam Gru	3.0030	13100.	83	2619	No
26	GOM_NL__2PRFIN20020831_012145_000000522009_00060_02619_2594.N1	31-AUG-2002 01:21:45	Bright	51.500	142	49Del Cap	2.8500	8900.0	103	2619	No
27	GOM_NL__2PRFIN20020831_012455_000000392009_00060_02619_2595.N1	31-AUG-2002 01:24:55	Bright	38.500	154	22Bet Aqr	2.8990	5700.0	77	2619	No
28	GOM_NL__2PRFIN20020831_012625_000000432009_00060_02619_2596.N1	31-AUG-2002 01:26:25	Bright	42.500	162	34Alp Aqr	2.9440	5350.0	85	2619	No
29	GOM_NL__2PRFIN20020831_012957_000000412009_00060_02619_2597.N1	31-AUG-2002 01:29:57	Bright	41.000	11	53Alp Aql	0.76500	8000.0	82	2619	No
30	GOM_NL__2PRFIN20020831_013228_000000502009_00060_02619_2598.N1	31-AUG-2002 01:32:28	Bright	50.000	90	54Alp Peg	2.4870	11000.	100	2619	No
31	GOM_NL__2PRFIN20020831_013616_000000372009_00060_02619_2599.N1	31-AUG-2002 01:36:16	Bright	36.500	92	53Eps Cyg	2.5000	4500.0	73	2619	No
32	GOM_NL__2PRFIN20020831_013807_000000392009_00060_02619_2600.N1	31-AUG-2002 01:38:07	Bright	39.000	66	37Gam Cyg	2.2080	5900.0	78	2619	No
33	GOM_NL__2PRFIN20020831_013927_000000382009_00060_02619_2601.N1	31-AUG-2002 01:39:27	Bright	37.500	19	50Alp Cyg	1.2460	10500.	75	2619	No
34	GOM_NL__2PRFIN20020831_014108_000000712009_00060_02619_2602.N1	31-AUG-2002 01:41:08	Bright	70.500	58	21Alp And	2.0730	11000.	141	2619	No
35	GOM_NL__2PRFIN20020831_014426_000000392009_00060_02619_2603.N1	31-AUG-2002 01:44:26	Bright	38.500	89	5Alp Cep	2.4510	8000.0	77	2619	No
36	GOM_NL__2PRFIN20020831_014723_000000482009_00060_02619_2604.N1	31-AUG-2002 01:47:23	Bright	47.500	74	11Bet Cas	2.2680	6600.0	95	2619	No
37	GOM_NL__2PRFIN20020831_014932_000000452009_00060_02619_2605.N1	31-AUG-2002 01:49:32	Bright	44.500	76	27Gam Cas	2.3000	30000.	89	2619	No
38	GOM_NL__2PRFIN20020831_015203_000000392009_00060_02619_2606.N1	31-AUG-2002 01:52:03	Bright	39.000	49	1Alp UMi	1.9900	6300.0	78	2619	No
39	GOM_NL__2PRFIN20020831_015526_000000972009_00060_02619_2607.N1	31-AUG-2002 01:55:26	Bright	97.000	73	57Gam1And	2.2600	13100.	194	2619	No
40	GOM_NL__2PRFIN20020831_015900_000000672009_00060_02619_2608.N1	31-AUG-2002 01:59:00	Bright	67.000	35	33Alp Per	1.7950	6250.0	134	2619	No
41	GOM_NL__2PRFIN20020831_020215_000001032009_00060_02619_2609.N1	31-AUG-2002 02:02:15	Bright	102.50	79	26Bet Per	2.3100	13100.	205	2619	No
42	GOM_NL__2PRFIN20020831_020517_000000802009_00060_02619_2610.N1	31-AUG-2002 02:05:17	Bright	79.500	149	45Eps Per	2.8880	30000.	159	2619	No

43	GOM_NL__2PRFIN20020831_020858_000000382009_00060_02619_2611.N1	31-AUG-2002 02:08:58	Bright	38.000	24	66Alp Gem	1.5800	10200.	76	2619	No
44	GOM_NL__2PRFIN20020831_021133_000000662009_00060_02619_2612.N1	31-AUG-2002 02:11:33	Twilight	66.000	28	12Bet Tau	1.6500	15200.	132	2619	No
45	GOM_NL__2PRFIN20020831_021435_000000522009_00060_02619_2613.N1	31-AUG-2002 02:14:35	Twilight	51.500	44	24Gam Gem	1.9280	11000.	103	2619	No
46	GOM_NL__2PRFIN20020831_021638_000000532009_00060_02619_2614.N1	31-AUG-2002 02:16:38	Twilight	53.000	8	10Alp CMi	0.40000	6500.0	106	2619	No
47	GOM_NL__2PRFIN20020831_021904_000000752009_00060_02619_2615.N1	31-AUG-2002 02:19:04	Dark	75.000	14	58Alp Ori	0.87000	3000.0	150	2619	No
48	GOM_NL__2PRFIN20020831_022114_000000732009_00060_02619_2616.N1	31-AUG-2002 02:21:14	Dark	72.500	27	24Gam Ori	1.6360	26000.	145	2619	No
49	GOM_NL__2PRFIN20020831_022308_000000662009_00060_02619_2617.N1	31-AUG-2002 02:23:08	Dark	65.500	30	46Eps Ori	1.6940	30000.	131	2619	No
50	GOM_NL__2PRFIN20020831_022526_000000512009_00060_02619_2618.N1	31-AUG-2002 02:25:26	Dark	50.500	47	2Bet CMa	1.9760	28000.	101	2619	No
51	GOM_NL__2PRFIN20020831_022701_000000442009_00060_02619_2619.N1	31-AUG-2002 02:27:01	Dark	43.500	23	21Eps CMa	1.5020	26000.	87	2619	No
52	GOM_NL__2PRFIN20020831_022838_000000402009_00060_02619_2620.N1	31-AUG-2002 02:28:38	Dark	39.500	70	Zet Pup	2.2460	39000.	79	2619	No
53	GOM_NL__2PRFIN20020831_023346_000000502009_00060_02619_2621.N1	31-AUG-2002 02:33:46	Dark	50.000	2	Alp Car	-0.73600	7000.0	100	2619	No
54	GOM_NL__2PRFIN20020831_024311_000000592009_00061_02620_2588.N1	31-AUG-2002 02:43:11	Dark	58.500	157	The1Eri	2.9060	9300.0	117	2620	No
55	GOM_NL__2PRFIN20020831_024519_000000462009_00061_02620_2589.N1	31-AUG-2002 02:45:19	Dark	45.500	9	Alp Eri	0.45300	24000.	91	2620	No
56	GOM_NL__2PRFIN20020831_024947_000000422009_00061_02620_2590.N1	31-AUG-2002 02:49:47	Straylight	41.500	148	Alp Tuc	2.8780	4100.0	83	2620	No
57	GOM_NL__2PRFIN20020831_025117_000000532009_00061_02620_2591.N1	31-AUG-2002 02:51:17	Straylight	53.000	84	Alp Phe	2.3970	4500.0	106	2620	No
58	GOM_NL__2PRFIN20020831_025326_000000412009_00061_02620_2592.N1	31-AUG-2002 02:53:26	Straylight	41.000	31	Alp Gru	1.7340	15200.	82	2620	No
59	GOM_NL__2PRFIN20020831_025616_000000412009_00061_02620_2593.N1	31-AUG-2002 02:56:16	Straylight	40.500	172	Gam Gru	3.0030	13100.	81	2620	No
60	GOM_NL__2PRFIN20020831_030221_000000422009_00061_02620_2594.N1	31-AUG-2002 03:02:21	Bright	41.500	142	49Del Cap	2.8500	8900.0	83	2620	No
61	GOM_NL__2PRFIN20020831_030531_000000412009_00061_02620_2595.N1	31-AUG-2002 03:05:31	Bright	40.500	154	22Bet Aqr	2.8990	5700.0	81	2620	No
62	GOM_NL__2PRFIN20020831_030700_000000412009_00061_02620_2596.N1	31-AUG-2002 03:07:00	Bright	41.000	162	34Alp Aqr	2.9440	5350.0	82	2620	No
63	GOM_NL__2PRFIN20020831_031034_000000382009_00061_02620_2597.N1	31-AUG-2002 03:10:34	Bright	37.500	11	53Alp Aql	0.76500	8000.0	75	2620	No
64	GOM_NL__2PRFIN20020831_031303_000000502009_00061_02620_2598.N1	31-AUG-2002 03:13:03	Bright	50.000	90	54Alp Peg	2.4870	11000.	100	2620	No
65	GOM_NL__2PRFIN20020831_031652_000000372009_00061_02620_2599.N1	31-AUG-2002 03:16:52	Bright	37.000	92	53Eps Cyg	2.5000	4500.0	74	2620	No
66	GOM_NL__2PRFIN20020831_031843_000000362009_00061_02620_2600.N1	31-AUG-2002 03:18:43	Bright	35.500	66	37Gam Cyg	2.2080	5900.0	71	2620	No
67	GOM_NL__2PRFIN20020831_032003_000000362009_00061_02620_2601.N1	31-AUG-2002 03:20:03	Bright	35.500	19	50Alp Cyg	1.2460	10500.	71	2620	No
68	GOM_NL__2PRFIN20020831_032143_000000672009_00061_02620_2602.N1	31-AUG-2002 03:21:43	Bright	67.000	58	21Alp And	2.0730	11000.	134	2620	No
69	GOM_NL__2PRFIN20020831_032502_000000392009_00061_02620_2603.N1	31-AUG-2002 03:25:02	Bright	39.000	89	5Alp Cep	2.4510	8000.0	78	2620	No
70	GOM_NL__2PRFIN20020831_032758_000000472009_00061_02620_2604.N1	31-AUG-2002 03:27:58	Bright	47.000	74	11Bet Cas	2.2680	6600.0	94	2620	No
71	GOM_NL__2PRFIN20020831_033008_000000482009_00061_02620_2605.N1	31-AUG-2002 03:30:08	Bright	47.500	76	27Gam Cas	2.3000	30000.	95	2620	No
72	GOM_NL__2PRFIN20020831_033239_000000382009_00061_02620_2606.N1	31-AUG-2002 03:32:39	Bright	37.500	49	1Alp UMi	1.9900	6300.0	75	2620	No
73	GOM_NL__2PRFIN20020831_033601_000000972009_00061_02620_2607.N1	31-AUG-2002 03:36:01	Bright	96.500	73	57Gam1And	2.2600	13100.	193	2620	No
74	GOM_NL__2PRFIN20020831_033936_000000672009_00061_02620_2608.N1	31-AUG-2002 03:39:36	Bright	66.500	35	33Alp Per	1.7950	6250.0	133	2620	No
75	GOM_NL__2PRFIN20020831_034250_000001002009_00061_02620_2609.N1	31-AUG-2002 03:42:50	Bright	99.500	79	26Bet Per	2.3100	13100.	199	2620	No
76	GOM_NL__2PRFIN20020831_034553_000000782009_00061_02620_2610.N1	31-AUG-2002 03:45:53	Bright	78.000	149	45Eps Per	2.8880	30000.	156	2620	No
77	GOM_NL__2PRFIN20020831_034934_000000442009_00061_02620_2611.N1	31-AUG-2002 03:49:34	Bright	43.500	24	66Alp Gem	1.5800	10200.	87	2620	No
78	GOM_NL__2PRFIN20020831_035209_000000702009_00061_02620_2612.N1	31-AUG-2002 03:52:09	Twilight	70.000	28	12Bet Tau	1.6500	15200.	140	2620	No
79	GOM_NL__2PRFIN20020831_035512_000000522009_00061_02620_2613.N1	31-AUG-2002 03:55:12	Twilight	51.500	44	24Gam Gem	1.9280	11000.	103	2620	No
80	GOM_NL__2PRFIN20020831_035714_000000532009_00061_02620_2614.N1	31-AUG-2002 03:57:14	Twilight	53.000	8	10Alp CMi	0.40000	6500.0	106	2620	No
81	GOM_NL__2PRFIN20020831_035940_000000752009_00061_02620_2615.N1	31-AUG-2002 03:59:40	Dark	75.000	14	58Alp Ori	0.87000	3000.0	150	2620	No
82	GOM_NL__2PRFIN20020831_040151_000000712009_00061_02620_2616.N1	31-AUG-2002 04:01:51	Dark	71.000	27	24Gam Ori	1.6360	26000.	142	2620	No
83	GOM_NL__2PRFIN20020831_040346_000000692009_00061_02620_2617.N1	31-AUG-2002 04:03:46	Dark	69.000	30	46Eps Ori	1.6940	30000.	138	2620	No
84	GOM_NL__2PRFIN20020831_040603_000000512009_00061_02620_2618.N1	31-AUG-2002 04:06:03	Dark	50.500	47	2Bet CMa	1.9760	28000.	101	2620	No
85	GOM_NL__2PRFIN20020831_040737_000000442009_00061_02620_2619.N1	31-AUG-2002 04:07:37	Dark	43.500	23	21Eps CMa	1.5020	26000.	87	2620	No
86	GOM_NL__2PRFIN20020831_040914_000000402009_00061_02620_2620.N1	31-AUG-2002 04:09:14	Dark	39.500	70	Zet Pup	2.2460	39000.	79	2620	No
87	GOM_NL__2PRFIN20020831_041423_000000462009_00061_02620_2621.N1	31-AUG-2002 04:14:23	Dark	45.500	2	Alp Car	-0.73600	7000.0	91	2620	No
88	GOM_NL__2PRFIN20020831_042350_000000592009_00062_02621_2588.N1	31-AUG-2002 04:23:50	Dark	58.500	157	The1Eri	2.9060	9300.0	117	2621	No
89	GOM_NL__2PRFIN20020831_042556_000000472009_00062_02621_2589.N1	31-AUG-2002 04:25:56	Dark	47.000	9	Alp Eri	0.45300	24000.	94	2621	No
90	GOM_NL__2PRFIN20020831_043023_000000402009_00062_02621_2590.N1	31-AUG-2002 04:30:23	Straylight	39.500	148	Alp Tuc	2.8780	4100.0	79	2621	No
91	GOM_NL__2PRFIN20020831_043154_000000562009_00062_02621_2591.N1	31-AUG-2002 04:31:54	Straylight	55.500	84	Alp Phe	2.3970	4500.0	111	2621	No
92	GOM_NL__2PRFIN20020831_043402_000000412009_00062_02621_2592.N1	31-AUG-2002 04:34:02	Straylight	40.500	31	Alp Gru	1.7340	15200.	81	2621	No
93	GOM_NL__2PRFIN20020831_043652_000000412009_00062_02621_2593.N1	31-AUG-2002 04:36:52	Straylight	40.500	172	Gam Gru	3.0030	13100.	81	2621	No
94	GOM_NL__2PRFIN20020831_044258_000000502009_00062_02621_2594.N1	31-AUG-2002 04:42:58	Bright	50.000	142	49Del Cap	2.8500	8900.0	100	2621	No
95	GOM_NL__2PRFIN20020831_044607_000000412009_00062_02621_2595.N1	31-AUG-2002 04:46:07	Bright	40.500	154	22Bet Aqr	2.8990	5700.0	81	2621	No
96	GOM_NL__2PRFIN20020831_044737_000000422009_00062_02621_2596.N1	31-AUG-2002 04:47:37	Bright	42.000	162	34Alp Aqr	2.9440	5350.0	84	2621	No
97	GOM_NL__2PRFIN20020831_045110_000000392009_00062_02621_2597.N1	31-AUG-2002 04:51:10	Bright	39.000	11	53Alp Aql	0.76500	8000.0	78	2621	No
98	GOM_NL__2PRFIN20020831_045339_000000512009_00062_02621_2598.N1	31-AUG-2002 04:53:39	Bright	51.000	90	54Alp Peg	2.4870	11000.	102	2621	No
99	GOM_NL__2PRFIN20020831_045728_000000382009_00062_02621_2599.N1	31-AUG-2002 04:57:28	Bright	38.000	92	53Eps Cyg	2.5000	4500.0	76	2621	No
100	GOM_NL__2PRFIN20020831_045919_000000382009_00062_02621_2600.N1	31-AUG-2002 04:59:19	Bright	38.000	66	37Gam Cyg	2.2080	5900.0	76	2621	No
101	GOM_NL__2PRFIN20020831_050039_000000382009_00062_02621_2601.N1	31-AUG-2002 05:00:39	Bright	38.000	19	50Alp Cyg	1.2460	10500.	76	2621	No

102	GOM_NL__2PRFIN20020831_050217_000000692009_00062_02621_2602.N1	31-AUG-2002 05:02:17	Bright	68.500	58	21Alp And	2.0730	11000.	137	2621	No
103	GOM_NL__2PRFIN20020831_050538_000000382009_00062_02621_2603.N1	31-AUG-2002 05:05:38	Bright	37.500	89	5Alp Cep	2.4510	8000.0	75	2621	No
104	GOM_NL__2PRFIN20020831_050834_000000462009_00062_02621_2604.N1	31-AUG-2002 05:08:34	Bright	46.000	74	11Bet Cas	2.2680	6600.0	92	2621	No
105	GOM_NL__2PRFIN20020831_051043_000000482009_00062_02621_2605.N1	31-AUG-2002 05:10:43	Bright	48.000	76	27Gam Cas	2.3000	30000.	96	2621	No
106	GOM_NL__2PRFIN20020831_051316_000000392009_00062_02621_2606.N1	31-AUG-2002 05:13:16	Bright	38.500	49	1Alp UMi	1.9900	6300.0	77	2621	No
107	GOM_NL__2PRFIN20020831_051635_000000912009_00062_02621_2607.N1	31-AUG-2002 05:16:35	Bright	91.000	73	57Gam1And	2.2600	13100.	182	2621	No
108	GOM_NL__2PRFIN20020831_052011_000000672009_00062_02621_2608.N1	31-AUG-2002 05:20:11	Bright	66.500	35	33Alp Per	1.7950	6250.0	133	2621	No
109	GOM_NL__2PRFIN20020831_052325_000000932009_00062_02621_2609.N1	31-AUG-2002 05:23:25	Bright	93.000	79	26Bet Per	2.3100	13100.	186	2621	No
110	GOM_NL__2PRFIN20020831_052628_000000802009_00062_02621_2610.N1	31-AUG-2002 05:26:28	Bright	79.500	149	45Eps Per	2.8880	30000.	159	2621	No
111	GOM_NL__2PRFIN20020831_053011_000000392009_00062_02621_2611.N1	31-AUG-2002 05:30:11	Bright	39.000	24	66Alp Gem	1.5800	10200.	78	2621	No
112	GOM_NL__2PRFIN20020831_053245_000000652009_00062_02621_2612.N1	31-AUG-2002 05:32:45	Twilight	64.500	28	12Bet Tau	1.6500	15200.	129	2621	No
113	GOM_NL__2PRFIN20020831_053548_000000512009_00062_02621_2613.N1	31-AUG-2002 05:35:48	Twilight	50.500	44	24Gam Gem	1.9280	11000.	101	2621	No
114	GOM_NL__2PRFIN20020831_053751_000000462009_00062_02621_2614.N1	31-AUG-2002 05:37:51	Twilight	45.500	8	10Alp CMi	0.40000	6500.0	91	2621	No
115	GOM_NL__2PRFIN20020831_054018_000000702009_00062_02621_2615.N1	31-AUG-2002 05:40:18	Dark	69.500	14	58Alp Ori	0.87000	3000.0	139	2621	No
116	GOM_NL__2PRFIN20020831_054228_000000742009_00062_02621_2616.N1	31-AUG-2002 05:42:28	Dark	74.000	27	24Gam Ori	1.6360	26000.	148	2621	No
117	GOM_NL__2PRFIN20020831_054423_000000662009_00062_02621_2617.N1	31-AUG-2002 05:44:23	Dark	66.000	30	46Eps Ori	1.6940	30000.	132	2621	No
118	GOM_NL__2PRFIN20020831_054640_000000492009_00062_02621_2618.N1	31-AUG-2002 05:46:40	Dark	48.500	47	2Bet CMa	1.9760	28000.	97	2621	No
119	GOM_NL__2PRFIN20020831_054814_000000462009_00062_02621_2619.N1	31-AUG-2002 05:48:14	Dark	46.000	23	21Eps CMa	1.5020	26000.	92	2621	No
120	GOM_NL__2PRFIN20020831_054950_000000412009_00062_02621_2620.N1	31-AUG-2002 05:49:50	Dark	41.000	70	Zet Pup	2.2460	39000.	82	2621	No
121	GOM_NL__2PRFIN20020831_055459_000000522009_00062_02621_2621.N1	31-AUG-2002 05:54:59	Dark	51.500	2	Alp Car	-0.73600	7000.0	103	2621	No
122	GOM_NL__2PRFIN20020831_060427_000000562009_00063_02622_2588.N1	31-AUG-2002 06:04:27	Dark	56.000	157	The1Eri	2.9060	9300.0	112	2622	No
123	GOM_NL__2PRFIN20020831_060633_000000472009_00063_02622_2589.N1	31-AUG-2002 06:06:33	Dark	46.500	9	Alp Eri	0.45300	24000.	93	2622	No
124	GOM_NL__2PRFIN20020831_061059_000000432009_00063_02622_2590.N1	31-AUG-2002 06:10:59	Straylight	43.000	148	Alp Tuc	2.8780	4100.0	86	2622	No
125	GOM_NL__2PRFIN20020831_061230_000000552009_00063_02622_2591.N1	31-AUG-2002 06:12:30	Straylight	55.000	84	Alp Phe	2.3970	4500.0	110	2622	No
126	GOM_NL__2PRFIN20020831_061438_000000422009_00063_02622_2592.N1	31-AUG-2002 06:14:38	Straylight	41.500	31	Alp Gru	1.7340	15200.	83	2622	No
127	GOM_NL__2PRFIN20020831_061728_000000402009_00063_02622_2593.N1	31-AUG-2002 06:17:28	Straylight	39.500	172	Gam Gru	3.0030	13100.	79	2622	No
128	GOM_NL__2PRFIN20020831_062334_000000412009_00063_02622_2594.N1	31-AUG-2002 06:23:34	Bright	41.000	142	49Del Cap	2.8500	8900.0	82	2622	No
129	GOM_NL__2PRFIN20020831_062643_000000412009_00063_02622_2595.N1	31-AUG-2002 06:26:43	Bright	40.500	154	22Bet Aqr	2.8990	5700.0	81	2622	No
130	GOM_NL__2PRFIN20020831_062812_000000442009_00063_02622_2596.N1	31-AUG-2002 06:28:12	Bright	43.500	162	34Alp Aqr	2.9440	5350.0	87	2622	No
131	GOM_NL__2PRFIN20020831_063146_000000392009_00063_02622_2597.N1	31-AUG-2002 06:31:46	Bright	38.500	11	53Alp Aql	0.76500	8000.0	77	2622	No
132	GOM_NL__2PRFIN20020831_063415_000000502009_00063_02622_2598.N1	31-AUG-2002 06:34:15	Bright	50.000	90	54Alp Peg	2.4870	11000.	100	2622	No
133	GOM_NL__2PRFIN20020831_063804_000000382009_00063_02622_2599.N1	31-AUG-2002 06:38:04	Bright	38.000	92	53Eps Cyg	2.5000	4500.0	76	2622	No
134	GOM_NL__2PRFIN20020831_063956_000000402009_00063_02622_2600.N1	31-AUG-2002 06:39:56	Bright	40.000	66	37Gam Cyg	2.2080	5900.0	80	2622	No
135	GOM_NL__2PRFIN20020831_064115_000000392009_00063_02622_2601.N1	31-AUG-2002 06:41:15	Bright	39.000	19	50Alp Cyg	1.2460	10500.	78	2622	No
136	GOM_NL__2PRFIN20020831_064252_000000702009_00063_02622_2602.N1	31-AUG-2002 06:42:52	Bright	69.500	58	21Alp And	2.0730	11000.	139	2622	No
137	GOM_NL__2PRFIN20020831_064614_000000392009_00063_02622_2603.N1	31-AUG-2002 06:46:14	Bright	38.500	89	5Alp Cep	2.4510	8000.0	77	2622	No
138	GOM_NL__2PRFIN20020831_064909_000000442009_00063_02622_2604.N1	31-AUG-2002 06:49:09	Bright	43.500	74	11Bet Cas	2.2680	6600.0	87	2622	No
139	GOM_NL__2PRFIN20020831_065118_000000472009_00063_02622_2605.N1	31-AUG-2002 06:51:18	Bright	47.000	76	27Gam Cas	2.3000	30000.	94	2622	No
140	GOM_NL__2PRFIN20020831_065352_000000392009_00063_02622_2606.N1	31-AUG-2002 06:53:52	Bright	38.500	49	1Alp UMi	1.9900	6300.0	77	2622	No
141	GOM_NL__2PRFIN20020831_065709_000000942009_00063_02622_2607.N1	31-AUG-2002 06:57:09	Bright	93.500	73	57Gam1And	2.2600	13100.	187	2622	No
142	GOM_NL__2PRFIN20020831_070046_000000642009_00063_02622_2608.N1	31-AUG-2002 07:00:46	Bright	63.500	35	33Alp Per	1.7950	6250.0	127	2622	No
143	GOM_NL__2PRFIN20020831_070400_000001032009_00063_02622_2609.N1	31-AUG-2002 07:04:00	Bright	102.50	79	26Bet Per	2.3100	13100.	205	2622	No
144	GOM_NL__2PRFIN20020831_070704_000000802009_00063_02622_2610.N1	31-AUG-2002 07:07:04	Bright	80.000	149	45Eps Per	2.8880	30000.	160	2622	No
145	GOM_NL__2PRFIN20020831_071048_000000412009_00063_02622_2611.N1	31-AUG-2002 07:10:48	Bright	40.500	24	66Alp Gem	1.5800	10200.	81	2622	No
146	GOM_NL__2PRFIN20020831_071322_000000662009_00063_02622_2612.N1	31-AUG-2002 07:13:22	Twilight	66.000	28	12Bet Tau	1.6500	15200.	132	2622	No
147	GOM_NL__2PRFIN20020831_071625_000000442009_00063_02622_2613.N1	31-AUG-2002 07:16:25	Twilight	43.500	44	24Gam Gem	1.9280	11000.	87	2622	No
148	GOM_NL__2PRFIN20020831_071828_000000392009_00063_02622_2614.N1	31-AUG-2002 07:18:28	Twilight	39.000	8	10Alp CMi	0.40000	6500.0	78	2622	No
149	GOM_NL__2PRFIN20020831_072055_000000702009_00063_02622_2615.N1	31-AUG-2002 07:20:55	Dark	69.500	14	58Alp Ori	0.87000	3000.0	139	2622	No
150	GOM_NL__2PRFIN20020831_072306_000000742009_00063_02622_2616.N1	31-AUG-2002 07:23:06	Dark	73.500	27	24Gam Ori	1.6360	26000.	147	2622	No
151	GOM_NL__2PRFIN20020831_072501_000000662009_00063_02622_2617.N1	31-AUG-2002 07:25:01	Dark	65.500	30	46Eps Ori	1.6940	30000.	131	2622	No
152	GOM_NL__2PRFIN20020831_072718_000000482009_00063_02622_2618.N1	31-AUG-2002 07:27:18	Dark	47.500	47	2Bet CMa	1.9760	28000.	95	2622	No
153	GOM_NL__2PRFIN20020831_072850_000000452009_00063_02622_2619.N1	31-AUG-2002 07:28:50	Dark	45.000	23	21Eps CMa	1.5020	26000.	90	2622	No
154	GOM_NL__2PRFIN20020831_073026_000000392009_00063_02622_2620.N1	31-AUG-2002 07:30:26	Dark	39.000	70	Zet Pup	2.2460	39000.	78	2622	No
155	GOM_NL__2PRFIN20020831_073536_000000482009_00063_02622_2621.N1	31-AUG-2002 07:35:36	Dark	47.500	2	Alp Car	-0.73600	7000.0	95	2622	No
156	GOM_NL__2PRFIN20020831_074504_000000562009_00064_02623_2588.N1	31-AUG-2002 07:45:04	Dark	56.000	157	The1Eri	2.9060	9300.0	112	2623	No
157	GOM_NL__2PRFIN20020831_074709_000000532009_00064_02623_2589.N1	31-AUG-2002 07:47:09	Dark	52.500	9	Alp Eri	0.45300	24000.	105	2623	No
158	GOM_NL__2PRFIN20020831_075135_000000412009_00064_02623_2590.N1	31-AUG-2002 07:51:35	Straylight	40.500	148	Alp Tuc	2.8780	4100.0	81	2623	No
159	GOM_NL__2PRFIN20020831_075307_000000532009_00064_02623_2591.N1	31-AUG-2002 07:53:07	Straylight	52.500	84	Alp Phe	2.3970	4500.0	105	2623	No
160	GOM_NL__2PRFIN20020831_075514_000000442009_00064_02623_2592.N1	31-AUG-2002 07:55:14	Straylight	43.500	31	Alp Gru	1.7340	15200.	87	2623	No

161	GOM_NL__2PRFIN20020831_075805_000000392009_00064_02623_2593.N1	31-AUG-2002 07:58:05	Straylight	39.000	172	Gam Gru	3.0030	13100.	78	2623	No
162	GOM_NL__2PRFIN20020831_080411_000000492009_00064_02623_2594.N1	31-AUG-2002 08:04:11	Bright	48.500	142	49Del Cap	2.8500	8900.0	97	2623	No
163	GOM_NL__2PRFIN20020831_080719_000000402009_00064_02623_2595.N1	31-AUG-2002 08:07:19	Bright	40.000	154	22Bet Aqr	2.8990	5700.0	80	2623	No
164	GOM_NL__2PRFIN20020831_080849_000000432009_00064_02623_2596.N1	31-AUG-2002 08:08:49	Bright	42.500	162	34Alp Aqr	2.9440	5350.0	85	2623	No
165	GOM_NL__2PRFIN20020831_081223_000000422009_00064_02623_2597.N1	31-AUG-2002 08:12:23	Bright	41.500	11	53Alp Aql	0.76500	8000.0	83	2623	No
166	GOM_NL__2PRFIN20020831_081450_000000492009_00064_02623_2598.N1	31-AUG-2002 08:14:50	Bright	49.000	90	54Alp Peg	2.4870	11000.	98	2623	No
167	GOM_NL__2PRFIN20020831_081840_000000392009_00064_02623_2599.N1	31-AUG-2002 08:18:40	Bright	38.500	92	53Eps Cyg	2.5000	4500.0	77	2623	No
168	GOM_NL__2PRFIN20020831_082032_000000402009_00064_02623_2600.N1	31-AUG-2002 08:20:32	Bright	39.500	66	37Gam Cyg	2.2080	5900.0	79	2623	No
169	GOM_NL__2PRFIN20020831_082151_000000382009_00064_02623_2601.N1	31-AUG-2002 08:21:51	Bright	38.000	19	50Alp Cyg	1.2460	10500.	76	2623	No
170	GOM_NL__2PRFIN20020831_082326_000000692009_00064_02623_2602.N1	31-AUG-2002 08:23:26	Bright	68.500	58	21Alp And	2.0730	11000.	137	2623	No
171	GOM_NL__2PRFIN20020831_082650_000000382009_00064_02623_2603.N1	31-AUG-2002 08:26:50	Bright	37.500	89	5Alp Cep	2.4510	8000.0	75	2623	No
172	GOM_NL__2PRFIN20020831_082945_000000462009_00064_02623_2604.N1	31-AUG-2002 08:29:45	Bright	45.500	74	11Bet Cas	2.2680	6600.0	91	2623	No
173	GOM_NL__2PRFIN20020831_083154_000000472009_00064_02623_2605.N1	31-AUG-2002 08:31:54	Bright	46.500	76	27Gam Cas	2.3000	30000.	93	2623	No
174	GOM_NL__2PRFIN20020831_083428_000000352009_00064_02623_2606.N1	31-AUG-2002 08:34:28	Bright	34.500	49	1Alp UMi	1.9900	6300.0	69	2623	No
175	GOM_NL__2PRFIN20020831_083743_000000912009_00064_02623_2607.N1	31-AUG-2002 08:37:43	Bright	91.000	73	57Gam1And	2.2600	13100.	182	2623	No
176	GOM_NL__2PRFIN20020831_084122_000000662009_00064_02623_2608.N1	31-AUG-2002 08:41:22	Bright	66.000	35	33Alp Per	1.7950	6250.0	132	2623	No
177	GOM_NL__2PRFIN20020831_084435_000001032009_00064_02623_2609.N1	31-AUG-2002 08:44:35	Bright	103.00	79	26Bet Per	2.3100	13100.	206	2623	No
178	GOM_NL__2PRFIN20020831_084739_000000812009_00064_02623_2610.N1	31-AUG-2002 08:47:39	Bright	81.000	149	45Eps Per	2.8880	30000.	162	2623	No
179	GOM_NL__2PRFIN20020831_085124_000000392009_00064_02623_2611.N1	31-AUG-2002 08:51:24	Bright	38.500	24	66Alp Gem	1.5800	10200.	77	2623	No
180	GOM_NL__2PRFIN20020831_085358_000000682009_00064_02623_2612.N1	31-AUG-2002 08:53:58	Twilight	68.000	28	12Bet Tau	1.6500	15200.	136	2623	No
181	GOM_NL__2PRFIN20020831_085701_000000422009_00064_02623_2613.N1	31-AUG-2002 08:57:01	Twilight	42.000	44	24Gam Gem	1.9280	11000.	84	2623	No
182	GOM_NL__2PRFIN20020831_085905_000000382009_00064_02623_2614.N1	31-AUG-2002 08:59:05	Twilight	38.000	8	10Alp CMi	0.40000	6500.0	76	2623	No
183	GOM_NL__2PRFIN20020831_090132_000000732009_00064_02623_2615.N1	31-AUG-2002 09:01:32	Dark	72.500	14	58Alp Ori	0.87000	3000.0	145	2623	No
184	GOM_NL__2PRFIN20020831_090343_000000762009_00064_02623_2616.N1	31-AUG-2002 09:03:43	Dark	76.000	27	24Gam Ori	1.6360	26000.	152	2623	No
185	GOM_NL__2PRFIN20020831_090538_000000692009_00064_02623_2617.N1	31-AUG-2002 09:05:38	Dark	68.500	30	46Eps Ori	1.6940	30000.	137	2623	No
186	GOM_NL__2PRFIN20020831_090754_000000472009_00064_02623_2618.N1	31-AUG-2002 09:07:54	Dark	47.000	47	2Bet CMa	1.9760	28000.	94	2623	No
187	GOM_NL__2PRFIN20020831_090927_000000452009_00064_02623_2619.N1	31-AUG-2002 09:09:27	Dark	45.000	23	21Eps CMa	1.5020	26000.	90	2623	No
188	GOM_NL__2PRFIN20020831_091102_000000392009_00064_02623_2620.N1	31-AUG-2002 09:11:02	Dark	39.000	70	Zet Pup	2.2460	39000.	78	2623	No
189	GOM_NL__2PRFIN20020831_091613_000000472009_00064_02623_2621.N1	31-AUG-2002 09:16:13	Dark	47.000	2	Alp Car	-0.73600	7000.0	94	2623	No
190	GOM_NL__2PRFIN20020831_174844_000000602009_00070_02629_2588.N1	31-AUG-2002 17:48:44	Dark	59.500	157	The1Eri	2.9060	9300.0	119	2629	No
191	GOM_NL__2PRFIN20020831_175046_000000502009_00070_02629_2589.N1	31-AUG-2002 17:50:46	Dark	49.500	9	Alp Eri	0.45300	24000.	99	2629	No
192	GOM_NL__2PRFIN20020831_175513_000000392009_00070_02629_2590.N1	31-AUG-2002 17:55:13	Straylight	38.500	148	Alp Tuc	2.8780	4100.0	77	2629	No
193	GOM_NL__2PRFIN20020831_175646_000000582009_00070_02629_2591.N1	31-AUG-2002 17:56:46	Straylight	57.500	84	Alp Phe	2.3970	4500.0	115	2629	No
194	GOM_NL__2PRFIN20020831_175851_000000412009_00070_02629_2592.N1	31-AUG-2002 17:58:51	Straylight	40.500	31	Alp Gru	1.7340	15200.	81	2629	No
195	GOM_NL__2PRFIN20020831_180253_000000512009_00070_02629_2593.N1	31-AUG-2002 18:02:53	Straylight	51.000	18	24Alp PsA	1.1660	9700.0	102	2629	No
196	GOM_NL__2PRFIN20020831_180746_000000532009_00070_02629_2594.N1	31-AUG-2002 18:07:46	Bright	53.000	142	49Del Cap	2.8500	8900.0	106	2629	No
197	GOM_NL__2PRFIN20020831_181055_000000402009_00070_02629_2595.N1	31-AUG-2002 18:10:55	Bright	39.500	154	22Bet Aqr	2.8990	5700.0	79	2629	No
198	GOM_NL__2PRFIN20020831_181223_000000442009_00070_02629_2596.N1	31-AUG-2002 18:12:23	Bright	43.500	162	34Alp Aqr	2.9440	5350.0	87	2629	No
199	GOM_NL__2PRFIN20020831_181600_000000392009_00070_02629_2597.N1	31-AUG-2002 18:16:00	Bright	38.500	11	53Alp Aql	0.76500	8000.0	77	2629	No
200	GOM_NL__2PRFIN20020831_181822_000000502009_00070_02629_2598.N1	31-AUG-2002 18:18:22	Bright	50.000	90	54Alp Peg	2.4870	11000.	100	2629	No
201	GOM_NL__2PRFIN20020831_182228_000000782009_00070_02629_2599.N1	31-AUG-2002 18:22:28	Bright	77.500	140	88Gam Peg	2.8340	26000.	155	2629	No
202	GOM_NL__2PRFIN20020831_182527_000000392009_00070_02629_2600.N1	31-AUG-2002 18:25:27	Bright	38.500	19	50Alp Cyg	1.2460	10500.	77	2629	No
203	GOM_NL__2PRFIN20020831_183025_000000392009_00070_02629_2601.N1	31-AUG-2002 18:30:25	Bright	38.500	89	5Alp Cep	2.4510	8000.0	77	2629	No
204	GOM_NL__2PRFIN20020831_183316_000000472009_00070_02629_2602.N1	31-AUG-2002 18:33:16	Bright	47.000	74	11Bet Cas	2.2680	6600.0	94	2629	No
205	GOM_NL__2PRFIN20020831_183524_000000452009_00070_02629_2603.N1	31-AUG-2002 18:35:24	Bright	44.500	76	27Gam Cas	2.3000	30000.	89	2629	No
206	GOM_NL__2PRFIN20020831_183803_000000392009_00070_02629_2604.N1	31-AUG-2002 18:38:03	Bright	38.500	49	1Alp UMi	1.9900	6300.0	77	2629	No
207	GOM_NL__2PRFIN20020831_184108_000000932009_00070_02629_2605.N1	31-AUG-2002 18:41:08	Bright	93.000	73	57Gam1And	2.2600	13100.	186	2629	No
208	GOM_NL__2PRFIN20020831_184452_000000642009_00070_02629_2606.N1	31-AUG-2002 18:44:52	Bright	64.000	35	33Alp Per	1.7950	6250.0	128	2629	No
209	GOM_NL__2PRFIN20020831_185111_000000832009_00070_02629_2607.N1	31-AUG-2002 18:51:11	Bright	82.500	149	45Eps Per	2.8880	30000.	165	2629	No
210	GOM_NL__2PRFIN20020831_185500_000000402009_00070_02629_2608.N1	31-AUG-2002 18:55:00	Bright	40.000	24	66Alp Gem	1.5800	10200.	80	2629	No
211	GOM_NL__2PRFIN20020831_185735_000000682009_00070_02629_2609.N1	31-AUG-2002 18:57:35	Twilight	67.500	28	12Bet Tau	1.6500	15200.	135	2629	No
212	GOM_NL__2PRFIN20020831_190039_000000532009_00070_02629_2610.N1	31-AUG-2002 19:00:39	Twilight	53.000	44	24Gam Gem	1.9280	11000.	106	2629	No
213	GOM_NL__2PRFIN20020831_190240_000000482009_00070_02629_2611.N1	31-AUG-2002 19:02:40	Twilight	48.000	8	10Alp CMi	0.40000	6500.0	96	2629	No
214	GOM_NL__2PRFIN20020831_190512_000000762009_00070_02629_2612.N1	31-AUG-2002 19:05:12	Dark	76.000	14	58Alp Ori	0.87000	3000.0	152	2629	No
215	GOM_NL__2PRFIN20020831_190725_000000722009_00070_02629_2613.N1	31-AUG-2002 19:07:25	Dark	71.500	27	24Gam Ori	1.6360	26000.	143	2629	No
216	GOM_NL__2PRFIN20020831_191020_000000392009_00070_02629_2614.N1	31-AUG-2002 19:10:20	Dark	39.000	132	15Rho Pup	2.8030	6900.0	78	2629	No
217	GOM_NL__2PRFIN20020831_191136_000000432009_00070_02629_2615.N1	31-AUG-2002 19:11:36	Dark	42.500	179	24Omi2CMa	3.0320	24000.	85	2629	No
218	GOM_NL__2PRFIN20020831_191304_000000442009_00070_02629_2616.N1	31-AUG-2002 19:13:04	Dark	43.500	23	21Eps CMa	1.5020	26000.	87	2629	No
219	GOM_NL__2PRFIN20020831_191439_000000382009_00070_02629_2617.N1	31-AUG-2002 19:14:39	Dark	38.000	70	Zet Pup	2.2460	39000.	76	2629	No

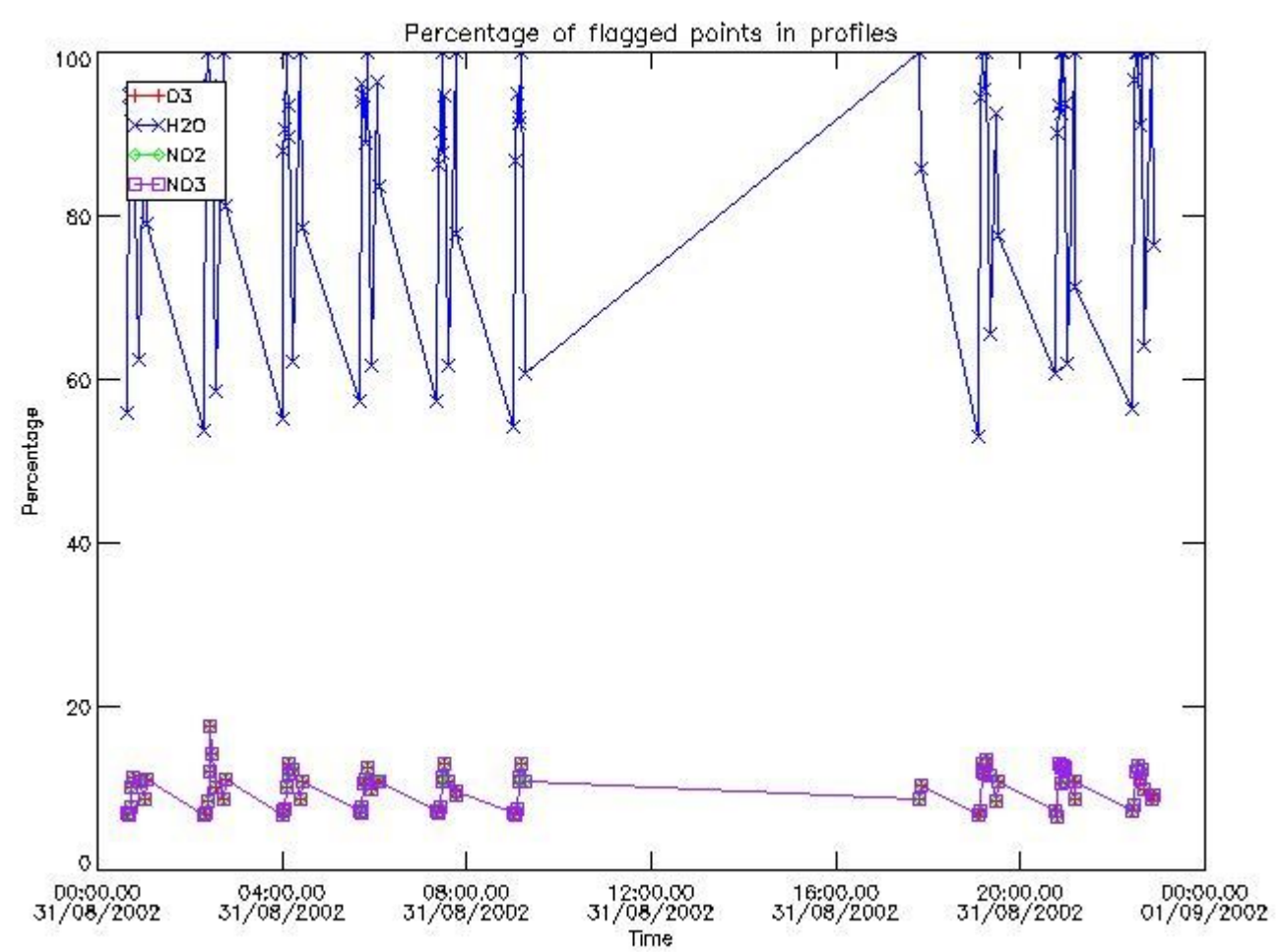
220	GOM_NL__2PRFIN20020831_191635_000000402009_00070_02629_2618.N1	31-AUG-2002 19:16:35	Dark	39.500	34	Gam2Vel	1.7930	23000.	79	2629	No
221	GOM_NL__2PRFIN20020831_191950_000000442009_00070_02629_2619.N1	31-AUG-2002 19:19:50	Dark	44.000	2	Alp Car	-0.73600	7000.0	88	2629	No
222	GOM_NL__2PRFIN20020831_192921_000000612009_00071_02630_2588.N1	31-AUG-2002 19:29:21	Dark	60.500	157	The1Eri	2.9060	9300.0	121	2630	No
223	GOM_NL__2PRFIN20020831_193125_000000472009_00071_02630_2589.N1	31-AUG-2002 19:31:25	Dark	47.000	9	Alp Eri	0.45300	24000.	94	2630	No
224	GOM_NL__2PRFIN20020831_193549_000000392009_00071_02630_2590.N1	31-AUG-2002 19:35:49	Straylight	39.000	148	Alp Tuc	2.8780	4100.0	78	2630	No
225	GOM_NL__2PRFIN20020831_193722_000000612009_00071_02630_2591.N1	31-AUG-2002 19:37:22	Straylight	60.500	84	Alp Phe	2.3970	4500.0	121	2630	No
226	GOM_NL__2PRFIN20020831_193928_000000432009_00071_02630_2592.N1	31-AUG-2002 19:39:28	Straylight	43.000	31	Alp Gru	1.7340	15200.	86	2630	No
227	GOM_NL__2PRFIN20020831_194329_000000512009_00071_02630_2593.N1	31-AUG-2002 19:43:29	Straylight	50.500	18	24Alp PsA	1.1660	9700.0	101	2630	No
228	GOM_NL__2PRFIN20020831_194823_000000482009_00071_02630_2594.N1	31-AUG-2002 19:48:23	Bright	48.000	142	49Del Cap	2.8500	8900.0	96	2630	No
229	GOM_NL__2PRFIN20020831_195131_000000402009_00071_02630_2595.N1	31-AUG-2002 19:51:31	Bright	40.000	154	22Bet Aqr	2.8990	5700.0	80	2630	No
230	GOM_NL__2PRFIN20020831_195259_000000432009_00071_02630_2596.N1	31-AUG-2002 19:52:59	Bright	42.500	162	34Alp Aqr	2.9440	5350.0	85	2630	No
231	GOM_NL__2PRFIN20020831_195636_000000382009_00071_02630_2597.N1	31-AUG-2002 19:56:36	Bright	37.500	11	53Alp Aql	0.76500	8000.0	75	2630	No
232	GOM_NL__2PRFIN20020831_195857_000000512009_00071_02630_2598.N1	31-AUG-2002 19:58:57	Bright	50.500	90	54Alp Peg	2.4870	11000.	101	2630	No
233	GOM_NL__2PRFIN20020831_200302_000000802009_00071_02630_2599.N1	31-AUG-2002 20:03:02	Bright	79.500	140	88Gam Peg	2.8340	26000.	159	2630	No
234	GOM_NL__2PRFIN20020831_200603_000000392009_00071_02630_2600.N1	31-AUG-2002 20:06:03	Bright	39.000	19	50Alp Cyg	1.2460	10500.	78	2630	No
235	GOM_NL__2PRFIN20020831_201100_000000392009_00071_02630_2601.N1	31-AUG-2002 20:11:00	Bright	39.000	89	5Alp Cep	2.4510	8000.0	78	2630	No
236	GOM_NL__2PRFIN20020831_201350_000000472009_00071_02630_2602.N1	31-AUG-2002 20:13:50	Bright	46.500	74	11Bet Cas	2.2680	6600.0	93	2630	No
237	GOM_NL__2PRFIN20020831_201600_000000482009_00071_02630_2603.N1	31-AUG-2002 20:16:00	Bright	48.000	76	27Gam Cas	2.3000	30000.	96	2630	No
238	GOM_NL__2PRFIN20020831_201839_000000382009_00071_02630_2604.N1	31-AUG-2002 20:18:39	Bright	38.000	49	1Alp UMi	1.9900	6300.0	76	2630	No
239	GOM_NL__2PRFIN20020831_202141_000000942009_00071_02630_2605.N1	31-AUG-2002 20:21:41	Bright	93.500	73	57Gam1And	2.2600	13100.	187	2630	No
240	GOM_NL__2PRFIN20020831_202526_000000652009_00071_02630_2606.N1	31-AUG-2002 20:25:26	Bright	65.000	35	33Alp Per	1.7950	6250.0	130	2630	No
241	GOM_NL__2PRFIN20020831_203146_000000822009_00071_02630_2607.N1	31-AUG-2002 20:31:46	Bright	81.500	149	45Eps Per	2.8880	30000.	163	2630	No
242	GOM_NL__2PRFIN20020831_203533_000000482009_00071_02630_2608.N1	31-AUG-2002 20:35:33	Bright	48.000	24	66Alp Gem	1.5800	10200.	96	2630	No
243	GOM_NL__2PRFIN20020831_203811_000000692009_00071_02630_2609.N1	31-AUG-2002 20:38:11	Twilight	68.500	28	12Bet Tau	1.6500	15200.	137	2630	No
244	GOM_NL__2PRFIN20020831_204114_000000492009_00071_02630_2610.N1	31-AUG-2002 20:41:14	Twilight	49.000	44	24Gam Gem	1.9280	11000.	98	2630	No
245	GOM_NL__2PRFIN20020831_204317_000000512009_00071_02630_2611.N1	31-AUG-2002 20:43:17	Twilight	51.000	8	10Alp CMi	0.40000	6500.0	102	2630	No
246	GOM_NL__2PRFIN20020831_204548_000000712009_00071_02630_2612.N1	31-AUG-2002 20:45:48	Dark	70.500	14	58Alp Ori	0.87000	3000.0	141	2630	No
247	GOM_NL__2PRFIN20020831_204802_000000772009_00071_02630_2613.N1	31-AUG-2002 20:48:02	Dark	77.000	27	24Gam Ori	1.6360	26000.	154	2630	No
248	GOM_NL__2PRFIN20020831_205057_000000392009_00071_02630_2614.N1	31-AUG-2002 20:50:57	Dark	39.000	132	15Rho Pup	2.8030	6900.0	78	2630	No
249	GOM_NL__2PRFIN20020831_205212_000000412009_00071_02630_2615.N1	31-AUG-2002 20:52:12	Dark	40.500	179	24Omi2CMa	3.0320	24000.	81	2630	No
250	GOM_NL__2PRFIN20020831_205341_000000482009_00071_02630_2616.N1	31-AUG-2002 20:53:41	Dark	48.000	23	21Eps CMa	1.5020	26000.	96	2630	No
251	GOM_NL__2PRFIN20020831_205515_000000442009_00071_02630_2617.N1	31-AUG-2002 20:55:15	Dark	43.500	70	Zet Pup	2.2460	39000.	87	2630	No
252	GOM_NL__2PRFIN20020831_205711_000000412009_00071_02630_2618.N1	31-AUG-2002 20:57:11	Dark	40.500	34	Gam2Vel	1.7930	23000.	81	2630	No
253	GOM_NL__2PRFIN20020831_210027_000000472009_00071_02630_2619.N1	31-AUG-2002 21:00:27	Dark	46.500	2	Alp Car	-0.73600	7000.0	93	2630	No
254	GOM_NL__2PRFIN20020831_210958_000000592009_00072_02631_2608.N1	31-AUG-2002 21:09:58	Dark	59.000	157	The1Eri	2.9060	9300.0	118	2631	No
255	GOM_NL__2PRFIN20020831_211201_000000482009_00072_02631_2609.N1	31-AUG-2002 21:12:01	Dark	47.500	9	Alp Eri	0.45300	24000.	95	2631	No
256	GOM_NL__2PRFIN20020831_211625_000000392009_00072_02631_2610.N1	31-AUG-2002 21:16:25	Straylight	38.500	148	Alp Tuc	2.8780	4100.0	77	2631	No
257	GOM_NL__2PRFIN20020831_211759_000000492009_00072_02631_2611.N1	31-AUG-2002 21:17:59	Straylight	49.000	84	Alp Phe	2.3970	4500.0	98	2631	No
258	GOM_NL__2PRFIN20020831_212004_000000432009_00072_02631_2612.N1	31-AUG-2002 21:20:04	Straylight	42.500	31	Alp Gru	1.7340	15200.	85	2631	No
259	GOM_NL__2PRFIN20020831_212408_000000462009_00072_02631_2613.N1	31-AUG-2002 21:24:08	Straylight	45.500	18	24Alp PsA	1.1660	9700.0	91	2631	No
260	GOM_NL__2PRFIN20020831_212859_000000532009_00072_02631_2614.N1	31-AUG-2002 21:28:59	Bright	53.000	142	49Del Cap	2.8500	8900.0	106	2631	No
261	GOM_NL__2PRFIN20020831_213208_000000402009_00072_02631_2615.N1	31-AUG-2002 21:32:08	Bright	39.500	154	22Bet Aqr	2.8990	5700.0	79	2631	No
262	GOM_NL__2PRFIN20020831_213336_000000432009_00072_02631_2616.N1	31-AUG-2002 21:33:36	Bright	42.500	162	34Alp Aqr	2.9440	5350.0	85	2631	No
263	GOM_NL__2PRFIN20020831_213712_000000422009_00072_02631_2617.N1	31-AUG-2002 21:37:12	Bright	41.500	11	53Alp Aql	0.76500	8000.0	83	2631	No
264	GOM_NL__2PRFIN20020831_213932_000000502009_00072_02631_2618.N1	31-AUG-2002 21:39:32	Bright	50.000	90	54Alp Peg	2.4870	11000.	100	2631	No
265	GOM_NL__2PRFIN20020831_214336_000000802009_00072_02631_2619.N1	31-AUG-2002 21:43:36	Bright	79.500	140	88Gam Peg	2.8340	26000.	159	2631	No
266	GOM_NL__2PRFIN20020831_214639_000000352009_00072_02631_2620.N1	31-AUG-2002 21:46:39	Bright	35.000	19	50Alp Cyg	1.2460	10500.	70	2631	No
267	GOM_NL__2PRFIN20020831_215136_000000402009_00072_02631_2621.N1	31-AUG-2002 21:51:36	Bright	39.500	89	5Alp Cep	2.4510	8000.0	79	2631	No
268	GOM_NL__2PRFIN20020831_215426_000000482009_00072_02631_2622.N1	31-AUG-2002 21:54:26	Bright	47.500	74	11Bet Cas	2.2680	6600.0	95	2631	No
269	GOM_NL__2PRFIN20020831_215634_000000482009_00072_02631_2623.N1	31-AUG-2002 21:56:34	Bright	47.500	76	27Gam Cas	2.3000	30000.	95	2631	No
270	GOM_NL__2PRFIN20020831_215915_000000352009_00072_02631_2624.N1	31-AUG-2002 21:59:15	Bright	34.500	49	1Alp UMi	1.9900	6300.0	69	2631	No
271	GOM_NL__2PRFIN20020831_220216_000000932009_00072_02631_2625.N1	31-AUG-2002 22:02:16	Bright	92.500	73	57Gam1And	2.2600	13100.	185	2631	No
272	GOM_NL__2PRFIN20020831_220601_000000672009_00072_02631_2626.N1	31-AUG-2002 22:06:01	Bright	67.000	35	33Alp Per	1.7950	6250.0	134	2631	No
273	GOM_NL__2PRFIN20020831_221222_000000832009_00072_02631_2627.N1	31-AUG-2002 22:12:22	Bright	82.500	149	45Eps Per	2.8880	30000.	165	2631	No
274	GOM_NL__2PRFIN20020831_221609_000000432009_00072_02631_2628.N1	31-AUG-2002 22:16:09	Bright	43.000	24	66Alp Gem	1.5800	10200.	86	2631	No
275	GOM_NL__2PRFIN20020831_221846_000000662009_00072_02631_2629.N1	31-AUG-2002 22:18:46	Twilight	65.500	28	12Bet Tau	1.6500	15200.	131	2631	No
276	GOM_NL__2PRFIN20020831_222151_000000482009_00072_02631_2630.N1	31-AUG-2002 22:21:51	Twilight	47.500	44	24Gam Gem	1.9280	11000.	95	2631	No
277	GOM_NL__2PRFIN20020831_222353_000000532009_00072_02631_2631.N1	31-AUG-2002 22:23:53	Twilight	53.000	8	10Alp CMi	0.40000	6500.0	106	2631	No
278	GOM_NL__2PRFIN20020831_222625_000000722009_00072_02631_2632.N1	31-AUG-2002 22:26:25	Dark	71.500	14	58Alp Ori	0.87000	3000.0	143	2631	No

279	GOM_NL__2PRFIN20020831_222837_000000772009_00072_02631_2633.N1	31-AUG-2002 22:28:37	Dark	77.000	27	24Gam Ori	1.6360	26000.	154	2631	No
280	GOM_NL__2PRFIN20020831_223133_000000432009_00072_02631_2634.N1	31-AUG-2002 22:31:33	Dark	42.500	132	15Rho Pup	2.8030	6900.0	85	2631	No
281	GOM_NL__2PRFIN20020831_223249_000000442009_00072_02631_2635.N1	31-AUG-2002 22:32:49	Dark	43.500	179	24Omi2CMa	3.0320	24000.	87	2631	No
282	GOM_NL__2PRFIN20020831_223418_000000462009_00072_02631_2636.N1	31-AUG-2002 22:34:18	Dark	45.500	23	21Eps CMa	1.5020	26000.	91	2631	No
283	GOM_NL__2PRFIN20020831_223747_000000422009_00072_02631_2637.N1	31-AUG-2002 22:37:47	Dark	41.500	34	Gam2Vel	1.7930	23000.	83	2631	No
284	GOM_NL__2PRFIN20020831_224103_000000522009_00072_02631_2638.N1	31-AUG-2002 22:41:03	Dark	52.000	2	Alp Car	-0.73600	7000.0	104	2631	No
285	GOM_NL__2PRFIN20020831_225035_000000602009_00073_02632_2608.N1	31-AUG-2002 22:50:35	Dark	59.500	157	The1Eri	2.9060	9300.0	119	2632	No
286	GOM_NL__2PRFIN20020831_225237_000000562009_00073_02632_2609.N1	31-AUG-2002 22:52:37	Dark	55.500	9	Alp Eri	0.45300	24000.	111	2632	No
287	GOM_NL__2PRFIN20020831_225701_000000452009_00073_02632_2610.N1	31-AUG-2002 22:57:01	Straylight	44.500	148	Alp Tuc	2.8780	4100.0	89	2632	No
288	GOM_NL__2PRFIN20020831_225836_000000582009_00073_02632_2611.N1	31-AUG-2002 22:58:36	Straylight	57.500	84	Alp Phe	2.3970	4500.0	115	2632	No
289	GOM_NL__2PRFIN20020831_230040_000000432009_00073_02632_2612.N1	31-AUG-2002 23:00:40	Straylight	43.000	31	Alp Gru	1.7340	15200.	86	2632	No
290	GOM_NL__2PRFIN20020831_230444_000000502009_00073_02632_2613.N1	31-AUG-2002 23:04:44	Straylight	49.500	18	24Alp PsA	1.1660	9700.0	99	2632	No
291	GOM_NL__2PRFIN20020831_230935_000000462009_00073_02632_2614.N1	31-AUG-2002 23:09:35	Bright	46.000	142	49Del Cap	2.8500	8900.0	92	2632	No
292	GOM_NL__2PRFIN20020831_231244_000000392009_00073_02632_2615.N1	31-AUG-2002 23:12:44	Bright	39.000	154	22Bet Aqr	2.8990	5700.0	78	2632	No
293	GOM_NL__2PRFIN20020831_231411_000000432009_00073_02632_2616.N1	31-AUG-2002 23:14:11	Bright	42.500	162	34Alp Aqr	2.9440	5350.0	85	2632	No
294	GOM_NL__2PRFIN20020831_231749_000000382009_00073_02632_2617.N1	31-AUG-2002 23:17:49	Bright	37.500	11	53Alp Aql	0.76500	8000.0	75	2632	No
295	GOM_NL__2PRFIN20020831_232007_000000512009_00073_02632_2618.N1	31-AUG-2002 23:20:07	Bright	50.500	90	54Alp Peg	2.4870	11000.	101	2632	No
296	GOM_NL__2PRFIN20020831_232410_000000782009_00073_02632_2619.N1	31-AUG-2002 23:24:10	Bright	77.500	140	88Gam Peg	2.8340	26000.	155	2632	No
297	GOM_NL__2PRFIN20020831_232715_000000382009_00073_02632_2620.N1	31-AUG-2002 23:27:15	Bright	38.000	19	50Alp Cyg	1.2460	10500.	76	2632	No
298	GOM_NL__2PRFIN20020831_233211_000000392009_00073_02632_2621.N1	31-AUG-2002 23:32:11	Bright	39.000	89	5Alp Cep	2.4510	8000.0	78	2632	No
299	GOM_NL__2PRFIN20020831_233501_000000482009_00073_02632_2622.N1	31-AUG-2002 23:35:01	Bright	48.000	74	11Bet Cas	2.2680	6600.0	96	2632	No
300	GOM_NL__2PRFIN20020831_233709_000000492009_00073_02632_2623.N1	31-AUG-2002 23:37:09	Bright	48.500	76	27Gam Cas	2.3000	30000.	97	2632	No
301	GOM_NL__2PRFIN20020831_233950_000000392009_00073_02632_2624.N1	31-AUG-2002 23:39:50	Bright	38.500	49	1Alp UMi	1.9900	6300.0	77	2632	No
302	GOM_NL__2PRFIN20020831_234250_000000932009_00073_02632_2625.N1	31-AUG-2002 23:42:50	Bright	92.500	73	57Gam1And	2.2600	13100.	185	2632	No
303	GOM_NL__2PRFIN20020831_234636_000000692009_00073_02632_2626.N1	31-AUG-2002 23:46:36	Bright	68.500	35	33Alp Per	1.7950	6250.0	137	2632	No
304	GOM_NL__2PRFIN20020831_235257_000000842009_00073_02632_2627.N1	31-AUG-2002 23:52:57	Bright	84.000	149	45Eps Per	2.8880	30000.	168	2632	No
305	GOM_NL__2PRFIN20020831_235645_000000452009_00073_02632_2628.N1	31-AUG-2002 23:56:45	Bright	44.500	24	66Alp Gem	1.5800	10200.	89	2632	No
306	GOM_NL__2PRFIN20020831_235923_000000662009_00073_02632_2629.N1	31-AUG-2002 23:59:23	Tw_i_and_stray	66.000	28	12Bet Tau	1.6500	15200.	132	2632	No

3. Quality information per product

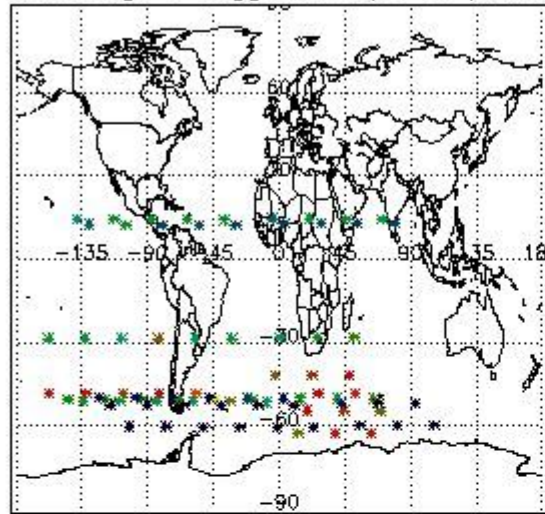
In this section it is plotted some information contained in the Quality Summary data set of the level 2 products. Only products in dark limb conditions and without errors (error flag in the MPH set to "0") are used.

3.1 Plot quality information per product (time dependant)

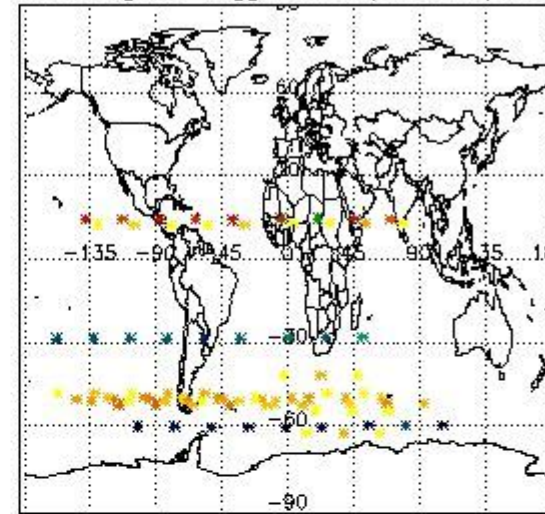


3.2 Plot quality information per product (world map)


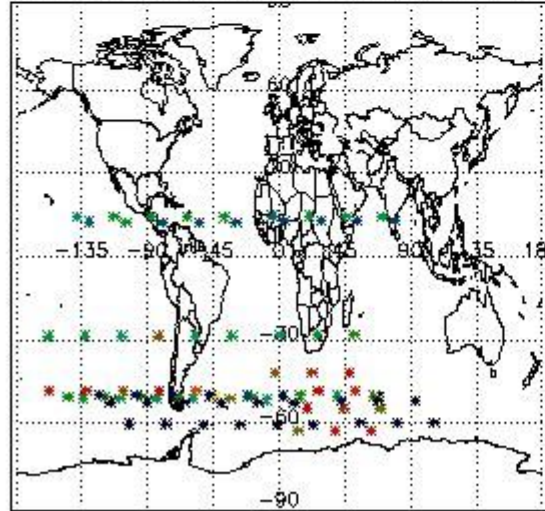
Percentage of flagged data per O3 profile



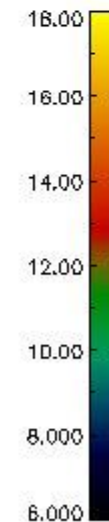
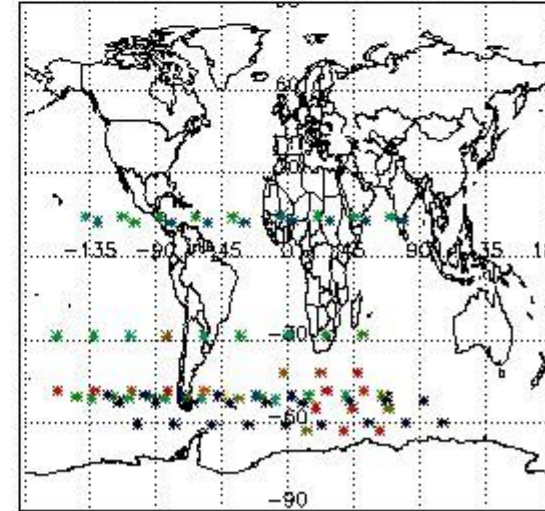
Percentage of flagged data per H2O profile



Percentage of flagged data per NO2 profile



Percentage of flagged data per NO3 profile

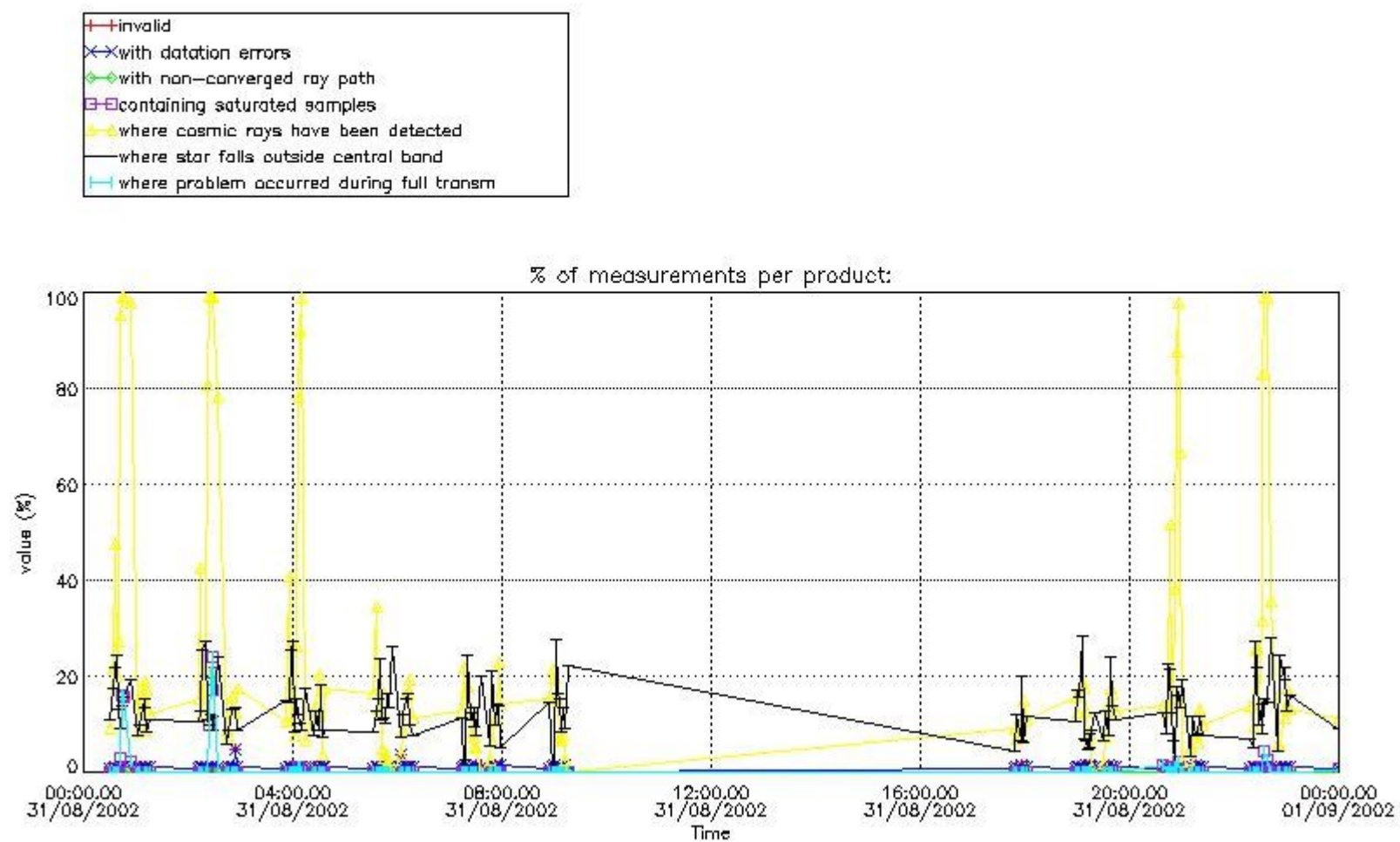


4. Level 1 quality information per product

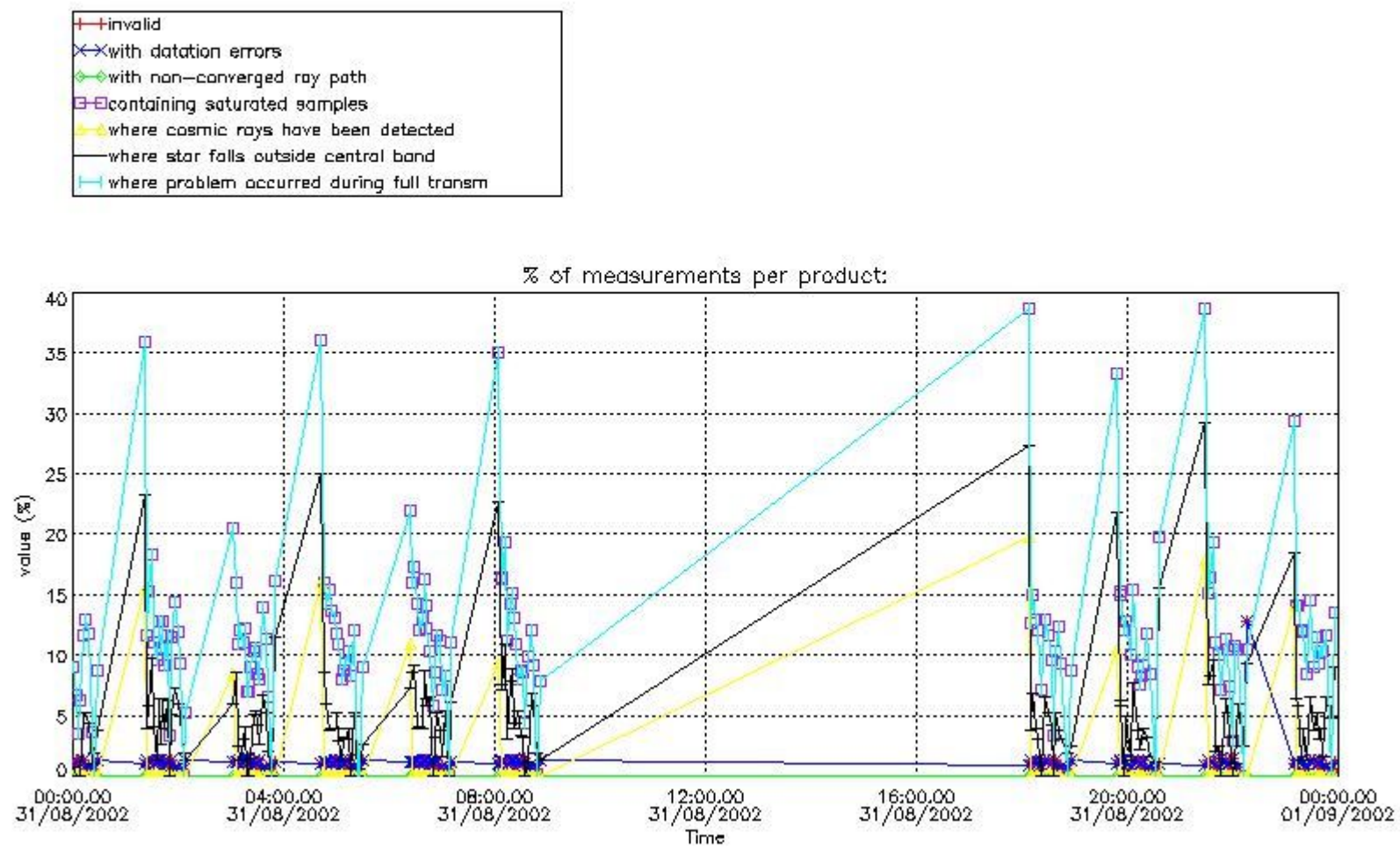
In this section it is plotted some information contained in the Quality Summary data set of the level 2 products that comes from the level 1b processing. Products without errors (error flag in the MPH set to "0") are used.

4.1 Plot quality information per product (time dependant) coming from level 1b processing

4.1.1 Plot level 1 quality information per product (time dependant): ENVISAT ASCENDING passes



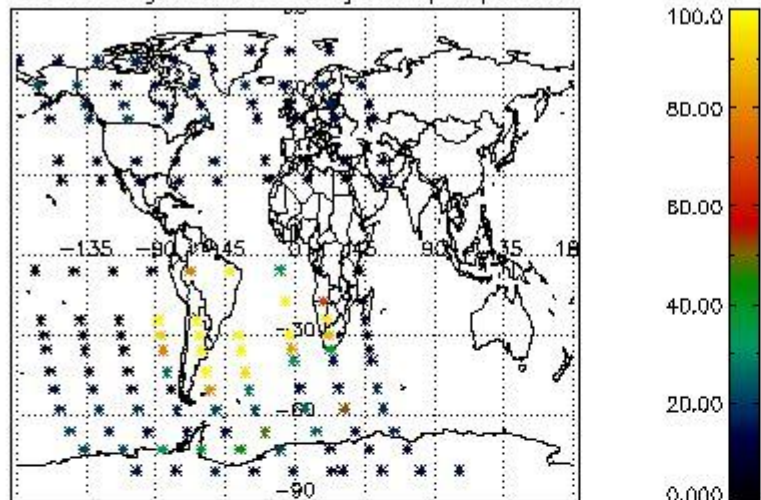
4.1.2 Plot level 1 quality information per product (time dependant): ENVISAT DESCENDING passes



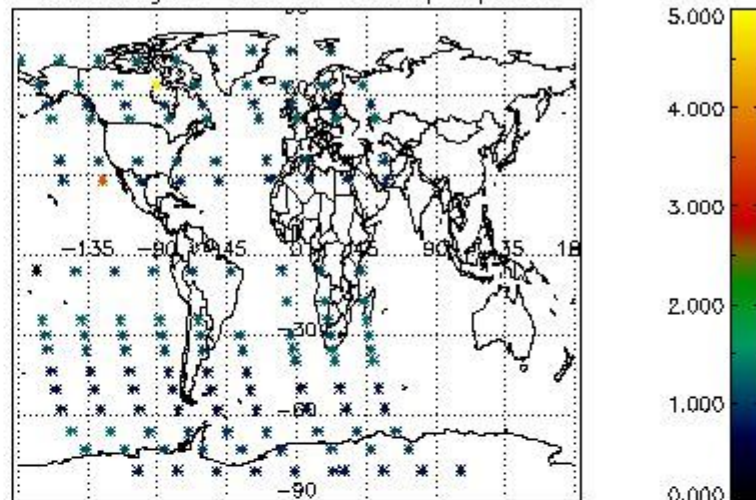
4.2 Plot quality information per product coming from level 1b processing (world map)

4.2.1 Plot level 1 quality information per product (world map): ENVISAT ASCENDING passes

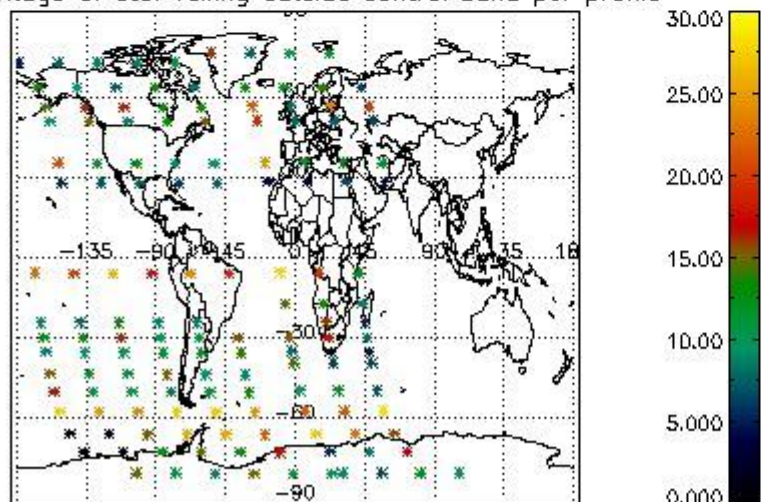
Percentage of cosmic ray hits per profile



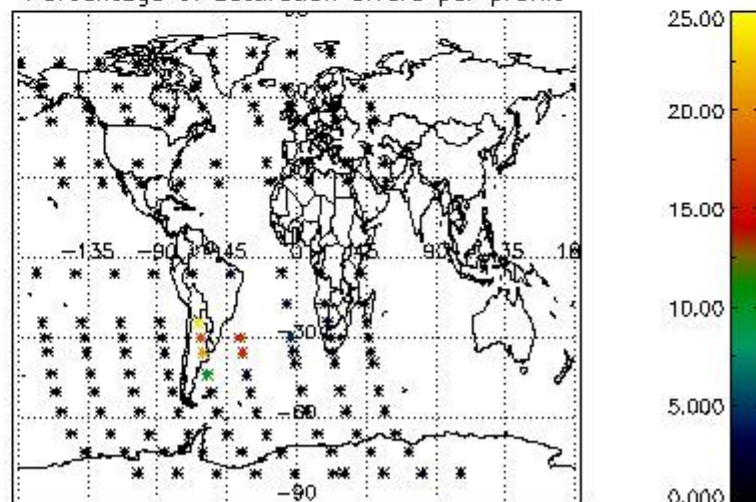
Percentage of datation errors per profile



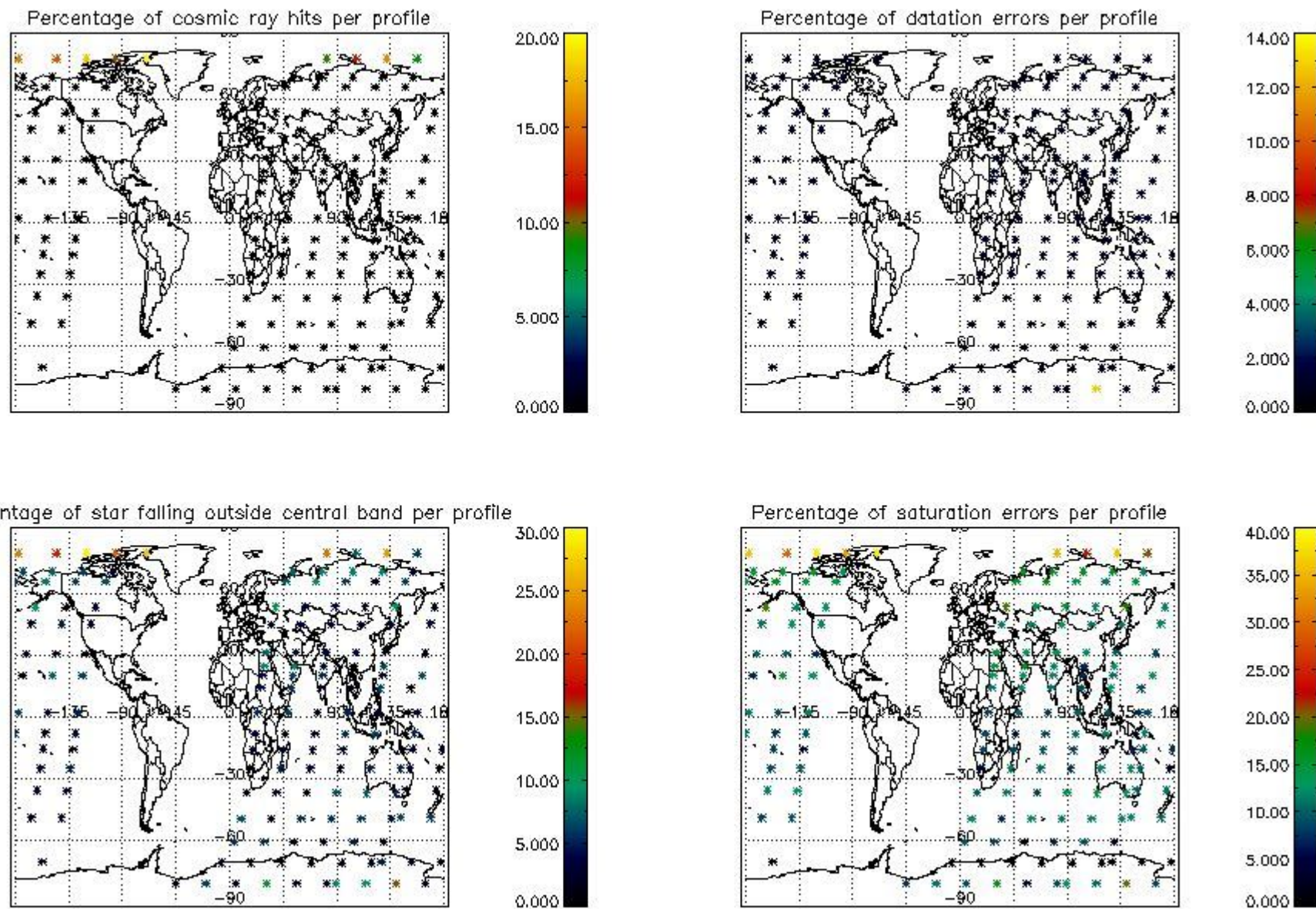
Percentage of star falling outside central band per profile



Percentage of saturation errors per profile



4.2.2 Plot level 1 quality information per product (world map): ENVISAT DESCENDING passes



5. Trace gas profiles

5.1 Ozone statistics based on quality of products

The final quality of the products can be "measured" using the STD (Standard Deviation) attached to every point profile. This information is written to the parameter GOM_NL__2P/NL_LOCAL_SPECIES_DENSITY/o3_std of the level 2 products. The table below shows the statistics for given STD ranges.

The statistics are given with respect to the overall valid production:

- Products without fatal errors: GOM_NL__2P/MPH/PRODUCT_ERR=0
- Valid point profile: GOM_NL__2P/NL_LOCAL_SPECIES_DENSITY/pcd(0)=0

The 'Criteria' is applied to valid points of dark limb products:

- Products in dark limb illumination condition: GOM_NL__2P/NL_SUMMARY_QUALITY/obs_ill_cond=0
- Products without fatal errors: GOM_NL__2P/MPH/PRODUCT_ERR=0
- Valid point profile: GOM_NL__2P/NL_LOCAL_SPECIES_DENSITY/pcd(0)=0

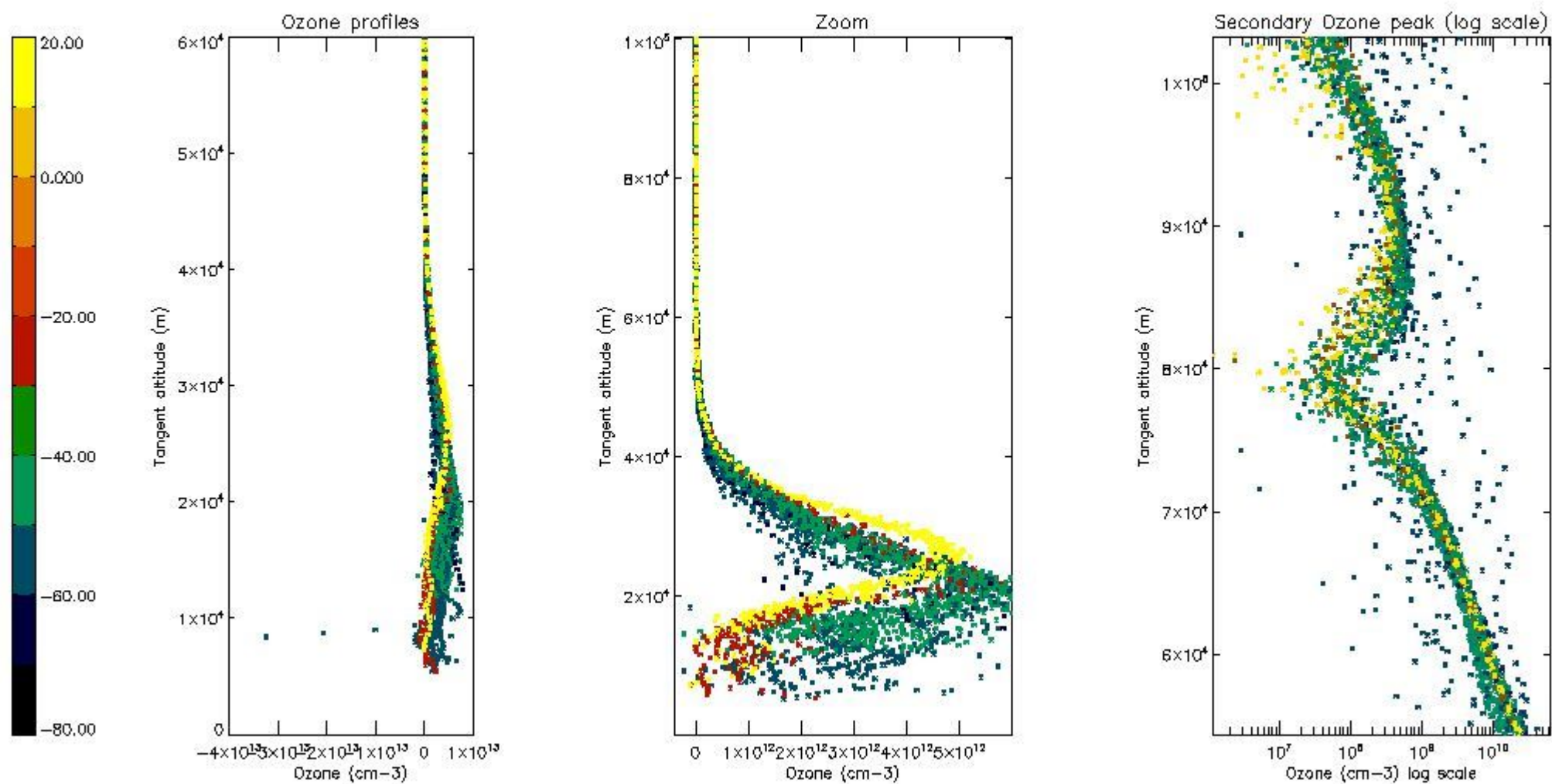
So, the table below shows the percentage of dark limb and valid observations for each criteria with respect to the overall valid daily observations.

Criteria	% of total production
All STD	28
STD < 20	19

STD < 10	17
STD < 5	14

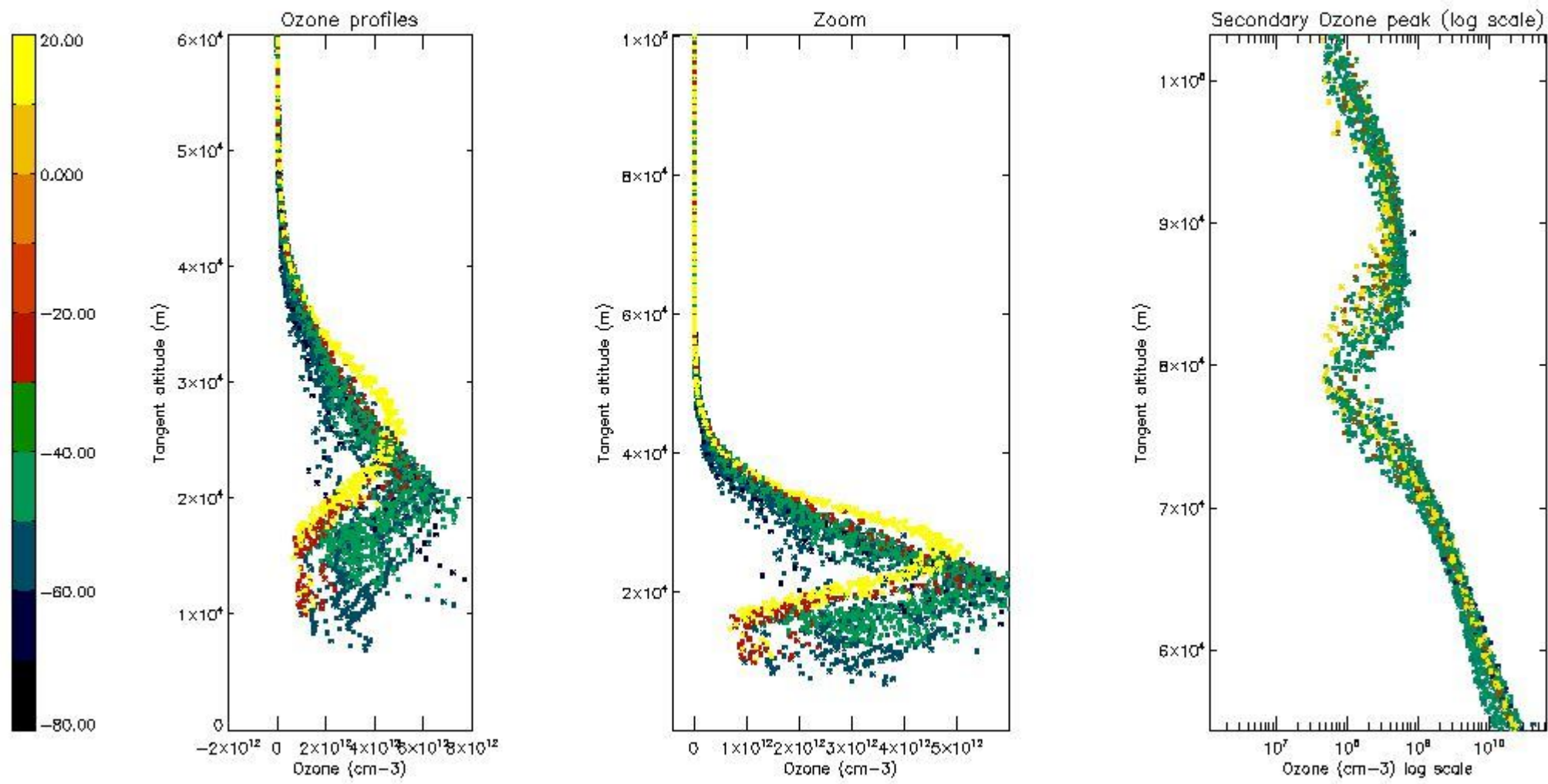
5.2 Plot ozone profiles for all STD (dark without errors)

The colorbar represents the latitude.



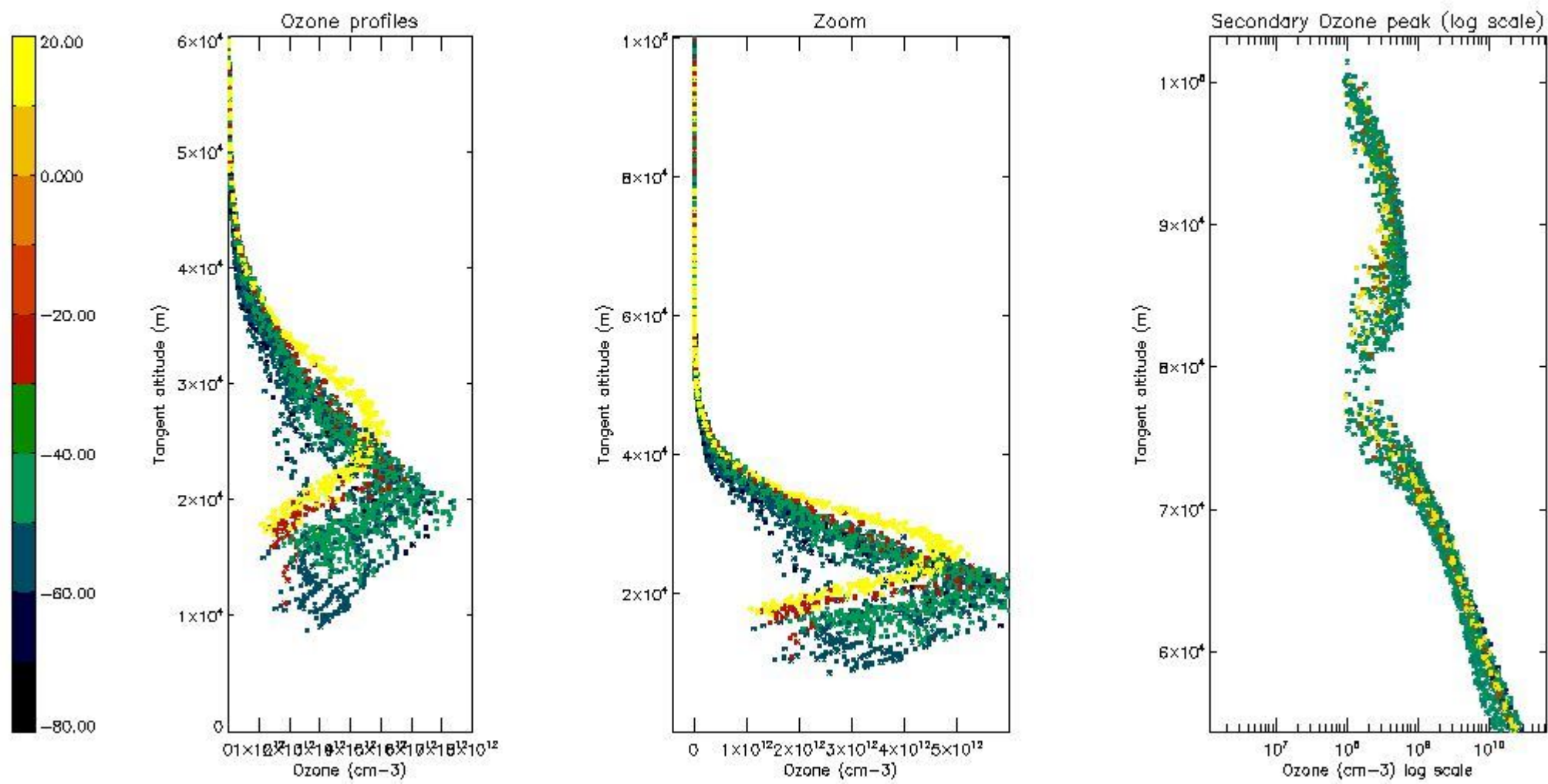
5.3 Plot ozone profiles where STD < 20% (dark without errors)

The colorbar represents the latitude.



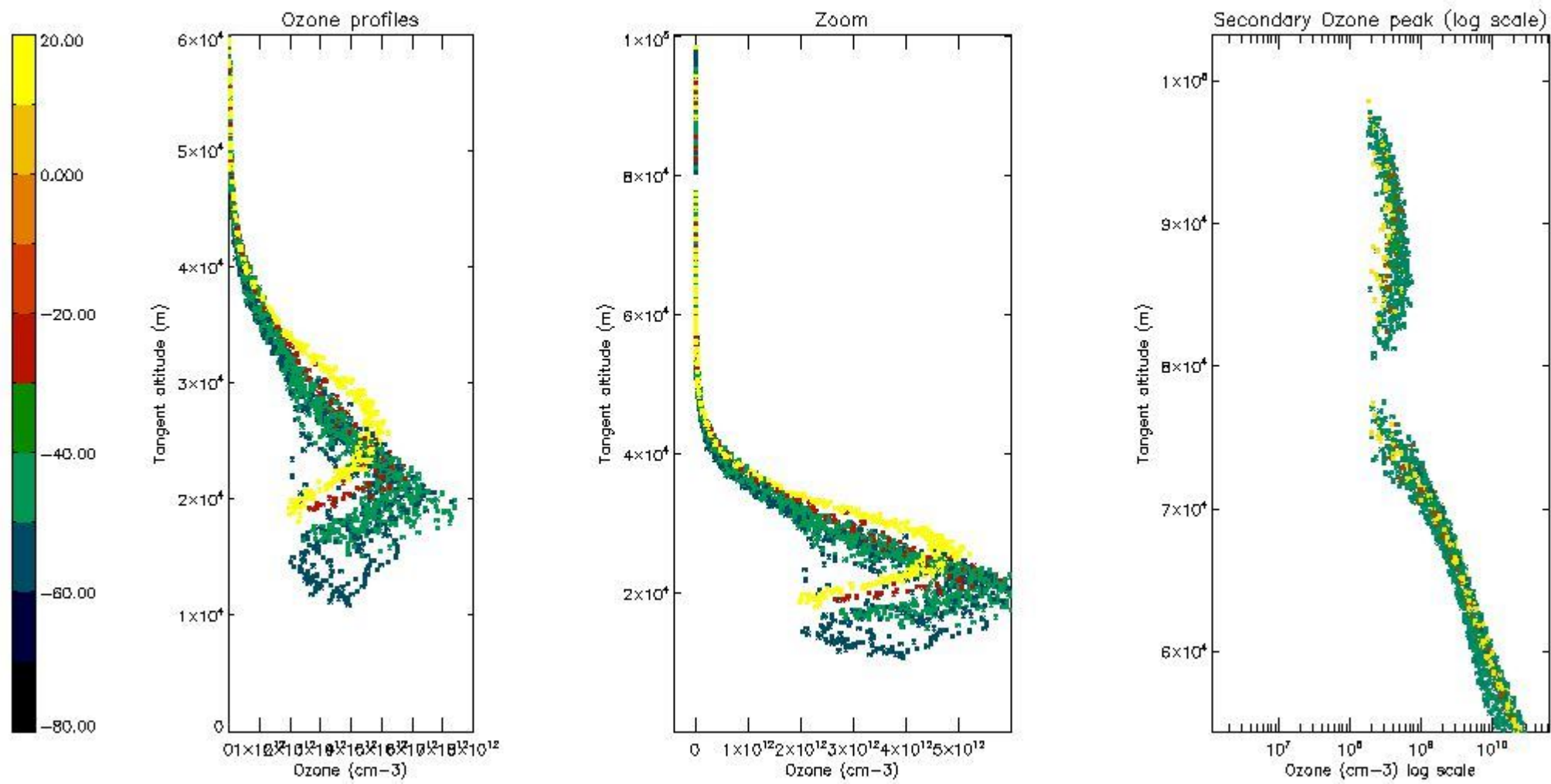
5.4 Plot ozone profiles where STD < 10% (dark without errors)

The colorbar represents the latitude.



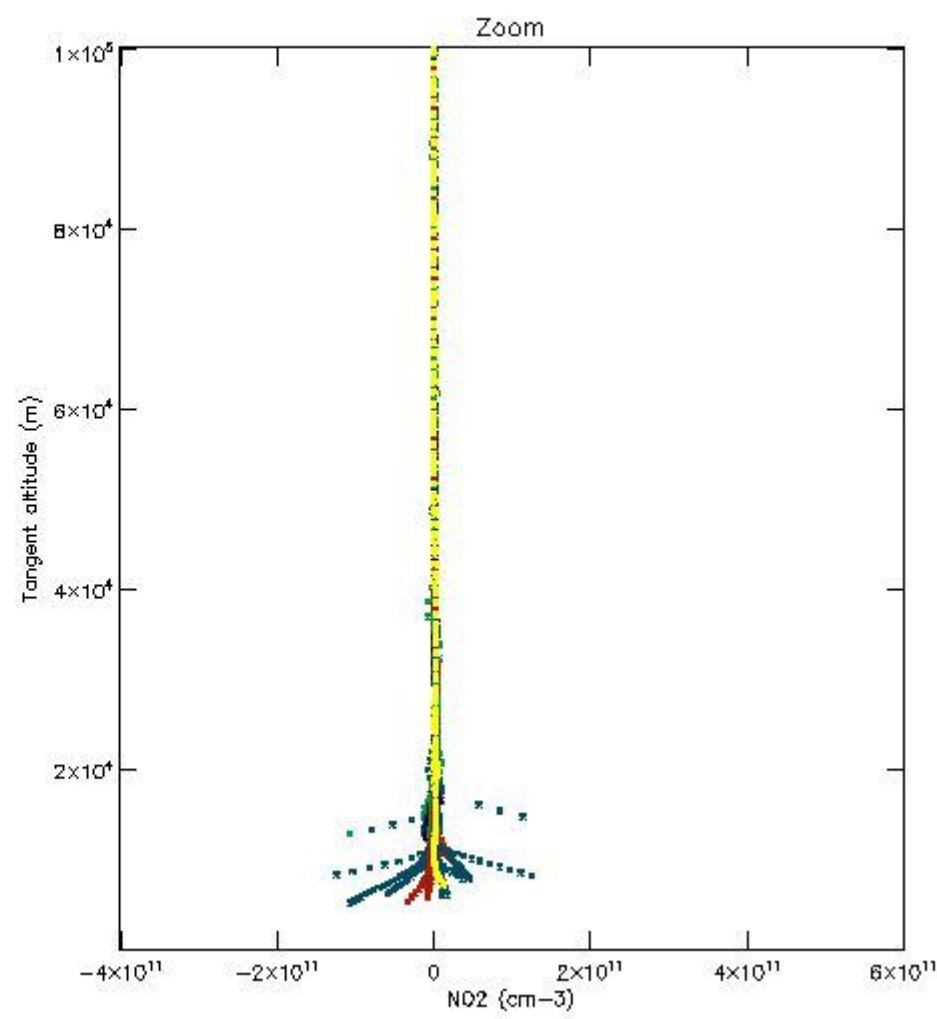
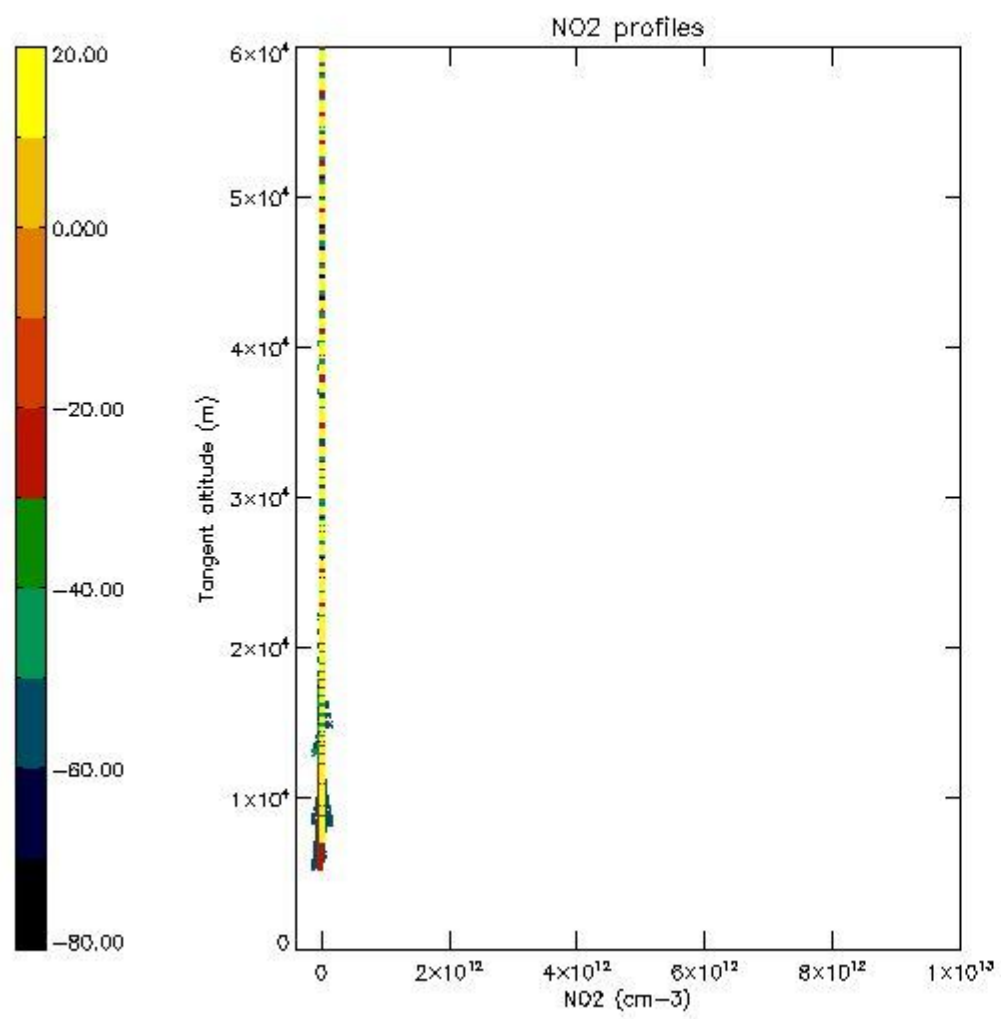
5.5 Plot ozone profiles where STD < 5% (dark without errors)

The colorbar represents the latitude.



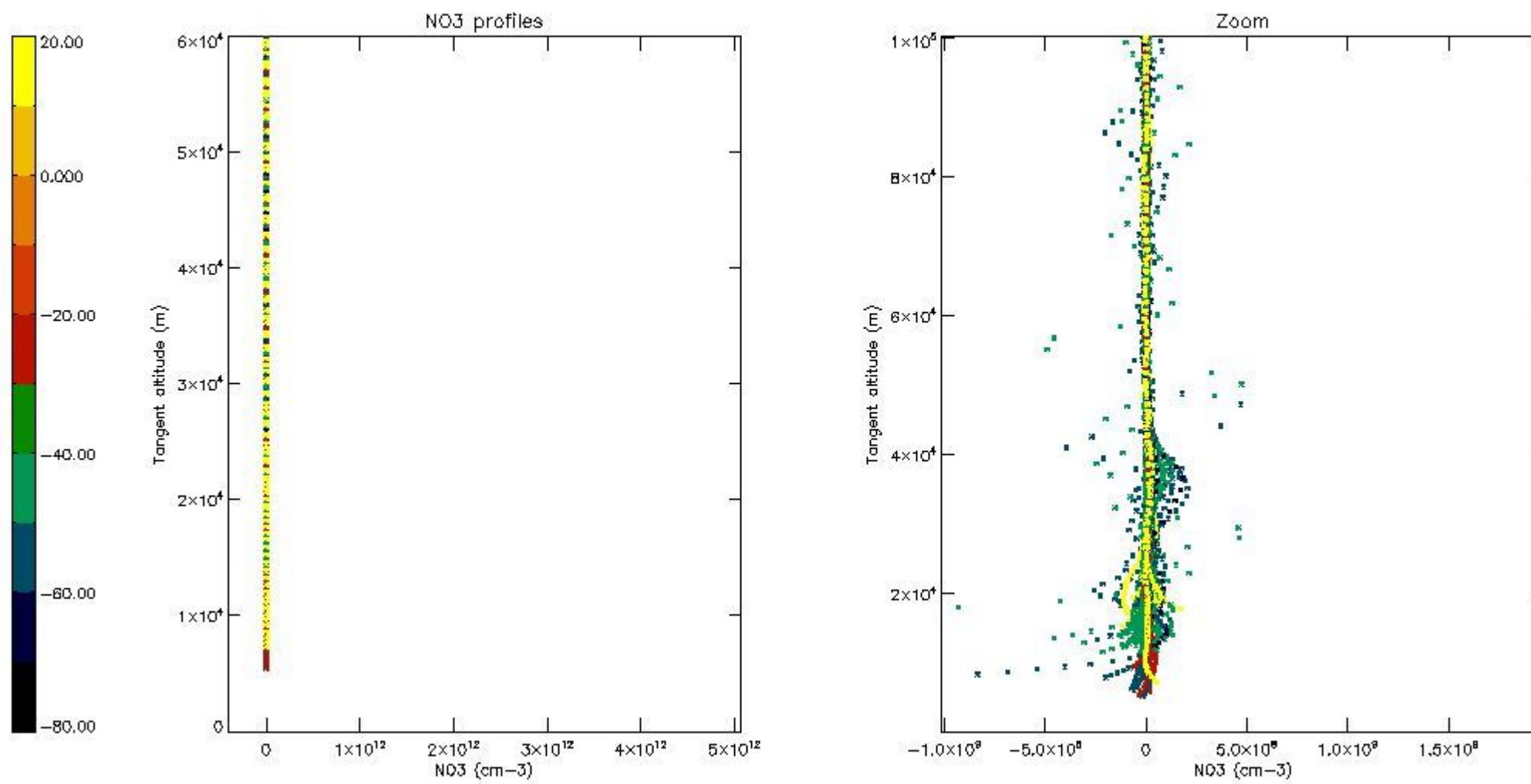
5.6 Plot NO₂ profiles for all STD (dark without errors)

The colorbar represents the latitude.



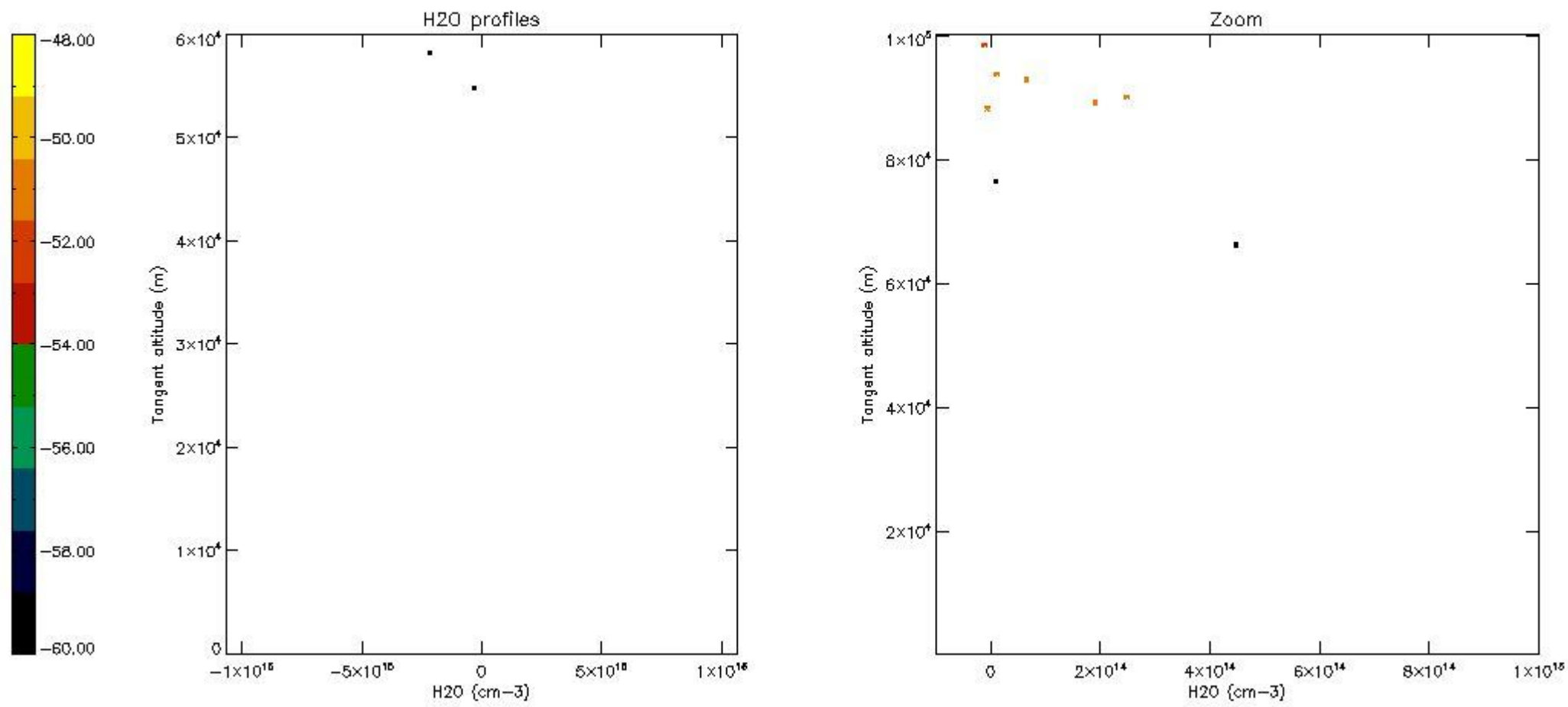
5.7 Plot NO3 profiles for all STD (dark without errors)

The colorbar represents the latitude.



5.8 Plot H2O profiles for all STD (only for occultations of stars 1,2,3,4,13,14,16,26,63 dark without errors)

The colorbar represents the latitude.



6. Auxiliary Data Files used for the production reported in section 2

The number reported in the third column indicates since which file (see list in section 2) the corresponding auxiliary file has been used. The fourth column is the date of those product files.

Type	Auxiliary Filename	Used since product	Used since product date
INST_PHYS_CHARACTERISTICS	GOM_INS_AXNIEC20050627_150440_20020301_000000_20100101_000000	1	31-AUG-2002 00:00:34
LEVEL-2_PROC_CONFIG	GOM_PR2_AXVIEC20091111_152718_20020301_000000_20500101_000000	1	31-AUG-2002 00:00:34
CROSS_SECTIONS_FILE	GOM_CRS_AXVIEC20091111_154832_20020301_000000_20500101_000000	1	31-AUG-2002 00:00:34

GOMOS Level 2 Daily Report

SUMMARY

[1. General Info](#)

[2. Summary of processed GOM_NL_2P products](#)

[3. Level 2 Quality information per product](#)

[3.1 Plot of level 2 quality information per product \(time dependant\)](#)

[3.2 Plot of level 2 quality information per product \(world map\)](#)

[4. Level 1 Quality information per product \(stored on level 2 products\)](#)

[4.1 Plot of level 1 quality information per product \(time dependant\)](#)

[4.1.1 Plot of level 1 quality information per product \(time dependant\): ASCENDING](#)

[4.1.2 Plot of level 1 quality information per product \(time dependant\): DESCENDING](#)

[4.2 Plot of level 1 quality information per product \(world map\)](#)

[4.2.1 Plot of level 1 quality information per product \(world map\): ASCENDING](#)

[4.2.2 Plot of level 1 quality information per product \(world map\): DESCENDING](#)

[5. Ozone profiles based on quality statistics and other trace gas profiles](#)

[5.1 Ozone statistics based on quality of products](#)

[5.2 Plot ozone profiles for all STD \(dark without errors\)](#)

[5.3 Plot ozone profiles where STD < 20% \(dark without errors\)](#)

[5.4. Plot ozone profiles where STD < 10% \(dark without errors\)](#)

[5.5. Plot ozone profiles where STD < 5% \(dark without errors\)](#)

[5.6 Plot NO2 profiles for all STD \(dark without errors\)](#)

[5.7 Plot NO3 profiles for all STD \(dark without errors\)](#)

[5.8 Plot H2O profiles \(only for occultations of stars 1,2,3,4,13,14,16,26,63 dark without errors\) for all STD](#)

[6. Auxiliary Data Files used for the production reported in section 2](#)

This report presents the daily analysis on parameters extracted from GOMOS level 2 data (GOM_NL__2P). It is intended to monitor some important parameters that will impact the quality of these products. A list of level 2 products (and content) that have arrived during the reporting day to the PCF is also given.

Item	Value
Time of report generation	17APR2013 18:03:58
Data source version	GOMOS/6.01
Start time of products	31-08-2002 (31AUG2002 00:00:00)
Stop time of products	01-09-2002 (01SEP2002 00:00:00)
Store outputs in DB	Yes
Nb of level 2 prods	306
Nb of prods with errors	0

2. Summary of processed GOM_NL__2P products.

Nr	Filename	UTC Start time	Limb	Duration	Star Id	Star Name	Star Mag	Star Temp	Nb Meas	Orbit	Prod. error
1	GOM_NL__2PRFIN20020831_000034_000000672009_00059_02618_2603.N1	31-AUG-2002 00:00:34	Bright	67.000	58	21Alp And	2.0730	11000.	134	2618	No
2	GOM_NL__2PRFIN20020831_000350_000000372009_00059_02618_2604.N1	31-AUG-2002 00:03:50	Bright	37.000	89	5Alp Cep	2.4510	8000.0	74	2618	No
3	GOM_NL__2PRFIN20020831_000647_000000442009_00059_02618_2605.N1	31-AUG-2002 00:06:47	Bright	43.500	74	11Bet Cas	2.2680	6600.0	87	2618	No
4	GOM_NL__2PRFIN20020831_000856_000000482009_00059_02618_2606.N1	31-AUG-2002 00:08:56	Bright	47.500	76	27Gam Cas	2.3000	30000.	95	2618	No
5	GOM_NL__2PRFIN20020831_001127_000000392009_00059_02618_2607.N1	31-AUG-2002 00:11:27	Bright	38.500	49	1Alp UMi	1.9900	6300.0	77	2618	No
6	GOM_NL__2PRFIN20020831_001452_000000972009_00059_02618_2608.N1	31-AUG-2002 00:14:52	Bright	96.500	73	57Gam1And	2.2600	13100.	193	2618	No
7	GOM_NL__2PRFIN20020831_001824_000000682009_00059_02618_2609.N1	31-AUG-2002 00:18:24	Bright	68.000	35	33Alp Per	1.7950	6250.0	136	2618	No
8	GOM_NL__2PRFIN20020831_002141_000000972009_00059_02618_2610.N1	31-AUG-2002 00:21:41	Bright	96.500	79	26Bet Per	2.3100	13100.	193	2618	No
9	GOM_NL__2PRFIN20020831_002441_000000812009_00059_02618_2611.N1	31-AUG-2002 00:24:41	Bright	80.500	149	45Eps Per	2.8880	30000.	161	2618	No
10	GOM_NL__2PRFIN20020831_002822_000000402009_00059_02618_2612.N1	31-AUG-2002 00:28:22	Bright	40.000	24	66Alp Gem	1.5800	10200.	80	2618	No
11	GOM_NL__2PRFIN20020831_003056_000000652009_00059_02618_2613.N1	31-AUG-2002 00:30:56	Twilight	65.000	28	12Bet Tau	1.6500	15200.	130	2618	No
12	GOM_NL__2PRFIN20020831_003356_000000572009_00059_02618_2614.N1	31-AUG-2002 00:33:56	Twilight	57.000	44	24Gam Gem	1.9280	11000.	114	2618	No
13	GOM_NL__2PRFIN20020831_003602_000000512009_00059_02618_2615.N1	31-AUG-2002 00:36:02	Twilight	50.500	8	10Alp CMi	0.40000	6500.0	101	2618	No
14	GOM_NL__2PRFIN20020831_003827_000000722009_00059_02618_2616.N1	31-AUG-2002 00:38:27	Dark	72.000	14	58Alp Ori	0.87000	3000.0	144	2618	No
15	GOM_NL__2PRFIN20020831_004037_000000762009_00059_02618_2617.N1	31-AUG-2002 00:40:37	Dark	75.500	27	24Gam Ori	1.6360	26000.	151	2618	No
16	GOM_NL__2PRFIN20020831_004231_000000662009_00059_02618_2618.N1	31-AUG-2002 00:42:31	Dark	65.500	30	46Eps Ori	1.6940	30000.	131	2618	No
17	GOM_NL__2PRFIN20020831_004449_000000512009_00059_02618_2619.N1	31-AUG-2002 00:44:49	Dark	50.500	47	2Bet CMa	1.9760	28000.	101	2618	No
18	GOM_NL__2PRFIN20020831_004624_000000452009_00059_02618_2620.N1	31-AUG-2002 00:46:24	Dark	45.000	23	21Eps CMa	1.5020	26000.	90	2618	No
19	GOM_NL__2PRFIN20020831_005310_000000472009_00059_02618_2621.N1	31-AUG-2002 00:53:10	Dark	47.000	2	Alp Car	-0.73600	7000.0	94	2618	No
20	GOM_NL__2PRFIN20020831_010234_000000602009_00060_02619_2588.N1	31-AUG-2002 01:02:34	Dark	59.500	157	The1Eri	2.9060	9300.0	119	2619	No
21	GOM_NL__2PRFIN20020831_010443_000000462009_00060_02619_2589.N1	31-AUG-2002 01:04:43	Dark	46.000	9	Alp Eri	0.45300	24000.	92	2619	No
22	GOM_NL__2PRFIN20020831_010911_000000432009_00060_02619_2590.N1	31-AUG-2002 01:09:11	Straylight	42.500	148	Alp Tuc	2.8780	4100.0	85	2619	No
23	GOM_NL__2PRFIN20020831_011041_000000522009_00060_02619_2591.N1	31-AUG-2002 01:10:41	Straylight	52.000	84	Alp Phe	2.3970	4500.0	104	2619	No
24	GOM_NL__2PRFIN20020831_011249_000000412009_00060_02619_2592.N1	31-AUG-2002 01:12:49	Straylight	41.000	31	Alp Gru	1.7340	15200.	82	2619	No
25	GOM_NL__2PRFIN20020831_011540_000000422009_00060_02619_2593.N1	31-AUG-2002 01:15:40	Straylight	41.500	172	Gam Gru	3.0030	13100.	83	2619	No
26	GOM_NL__2PRFIN20020831_012145_000000522009_00060_02619_2594.N1	31-AUG-2002 01:21:45	Bright	51.500	142	49Del Cap	2.8500	8900.0	103	2619	No
27	GOM_NL__2PRFIN20020831_012455_000000392009_00060_02619_2595.N1	31-AUG-2002 01:24:55	Bright	38.500	154	22Bet Aqr	2.8990	5700.0	77	2619	No
28	GOM_NL__2PRFIN20020831_012625_000000432009_00060_02619_2596.N1	31-AUG-2002 01:26:25	Bright	42.500	162	34Alp Aqr	2.9440	5350.0	85	2619	No
29	GOM_NL__2PRFIN20020831_012957_000000412009_00060_02619_2597.N1	31-AUG-2002 01:29:57	Bright	41.000	11	53Alp Aql	0.76500	8000.0	82	2619	No
30	GOM_NL__2PRFIN20020831_013228_000000502009_00060_02619_2598.N1	31-AUG-2002 01:32:28	Bright	50.000	90	54Alp Peg	2.4870	11000.	100	2619	No
31	GOM_NL__2PRFIN20020831_013616_000000372009_00060_02619_2599.N1	31-AUG-2002 01:36:16	Bright	36.500	92	53Eps Cyg	2.5000	4500.0	73	2619	No
32	GOM_NL__2PRFIN20020831_013807_000000392009_00060_02619_2600.N1	31-AUG-2002 01:38:07	Bright	39.000	66	37Gam Cyg	2.2080	5900.0	78	2619	No
33	GOM_NL__2PRFIN20020831_013927_000000382009_00060_02619_2601.N1	31-AUG-2002 01:39:27	Bright	37.500	19	50Alp Cyg	1.2460	10500.	75	2619	No
34	GOM_NL__2PRFIN20020831_014108_000000712009_00060_02619_2602.N1	31-AUG-2002 01:41:08	Bright	70.500	58	21Alp And	2.0730	11000.	141	2619	No
35	GOM_NL__2PRFIN20020831_014426_000000392009_00060_02619_2603.N1	31-AUG-2002 01:44:26	Bright	38.500	89	5Alp Cep	2.4510	8000.0	77	2619	No
36	GOM_NL__2PRFIN20020831_014723_000000482009_00060_02619_2604.N1	31-AUG-2002 01:47:23	Bright	47.500	74	11Bet Cas	2.2680	6600.0	95	2619	No
37	GOM_NL__2PRFIN20020831_014932_000000452009_00060_02619_2605.N1	31-AUG-2002 01:49:32	Bright	44.500	76	27Gam Cas	2.3000	30000.	89	2619	No
38	GOM_NL__2PRFIN20020831_015203_000000392009_00060_02619_2606.N1	31-AUG-2002 01:52:03	Bright	39.000	49	1Alp UMi	1.9900	6300.0	78	2619	No
39	GOM_NL__2PRFIN20020831_015526_000000972009_00060_02619_2607.N1	31-AUG-2002 01:55:26	Bright	97.000	73	57Gam1And	2.2600	13100.	194	2619	No
40	GOM_NL__2PRFIN20020831_015900_000000672009_00060_02619_2608.N1	31-AUG-2002 01:59:00	Bright	67.000	35	33Alp Per	1.7950	6250.0	134	2619	No
41	GOM_NL__2PRFIN20020831_020215_000001032009_00060_02619_2609.N1	31-AUG-2002 02:02:15	Bright	102.50	79	26Bet Per	2.3100	13100.	205	2619	No
42	GOM_NL__2PRFIN20020831_020517_000000802009_00060_02619_2610.N1	31-AUG-2002 02:05:17	Bright	79.500	149	45Eps Per	2.8880	30000.	159	2619	No

43	GOM_NL__2PRFIN20020831_020858_000000382009_00060_02619_2611.N1	31-AUG-2002 02:08:58	Bright	38.000	24	66Alp Gem	1.5800	10200.	76	2619	No
44	GOM_NL__2PRFIN20020831_021133_000000662009_00060_02619_2612.N1	31-AUG-2002 02:11:33	Twilight	66.000	28	12Bet Tau	1.6500	15200.	132	2619	No
45	GOM_NL__2PRFIN20020831_021435_000000522009_00060_02619_2613.N1	31-AUG-2002 02:14:35	Twilight	51.500	44	24Gam Gem	1.9280	11000.	103	2619	No
46	GOM_NL__2PRFIN20020831_021638_000000532009_00060_02619_2614.N1	31-AUG-2002 02:16:38	Twilight	53.000	8	10Alp CMi	0.40000	6500.0	106	2619	No
47	GOM_NL__2PRFIN20020831_021904_000000752009_00060_02619_2615.N1	31-AUG-2002 02:19:04	Dark	75.000	14	58Alp Ori	0.87000	3000.0	150	2619	No
48	GOM_NL__2PRFIN20020831_022114_000000732009_00060_02619_2616.N1	31-AUG-2002 02:21:14	Dark	72.500	27	24Gam Ori	1.6360	26000.	145	2619	No
49	GOM_NL__2PRFIN20020831_022308_000000662009_00060_02619_2617.N1	31-AUG-2002 02:23:08	Dark	65.500	30	46Eps Ori	1.6940	30000.	131	2619	No
50	GOM_NL__2PRFIN20020831_022526_000000512009_00060_02619_2618.N1	31-AUG-2002 02:25:26	Dark	50.500	47	2Bet CMa	1.9760	28000.	101	2619	No
51	GOM_NL__2PRFIN20020831_022701_000000442009_00060_02619_2619.N1	31-AUG-2002 02:27:01	Dark	43.500	23	21Eps CMa	1.5020	26000.	87	2619	No
52	GOM_NL__2PRFIN20020831_022838_000000402009_00060_02619_2620.N1	31-AUG-2002 02:28:38	Dark	39.500	70	Zet Pup	2.2460	39000.	79	2619	No
53	GOM_NL__2PRFIN20020831_023346_000000502009_00060_02619_2621.N1	31-AUG-2002 02:33:46	Dark	50.000	2	Alp Car	-0.73600	7000.0	100	2619	No
54	GOM_NL__2PRFIN20020831_024311_000000592009_00061_02620_2588.N1	31-AUG-2002 02:43:11	Dark	58.500	157	The1Eri	2.9060	9300.0	117	2620	No
55	GOM_NL__2PRFIN20020831_024519_000000462009_00061_02620_2589.N1	31-AUG-2002 02:45:19	Dark	45.500	9	Alp Eri	0.45300	24000.	91	2620	No
56	GOM_NL__2PRFIN20020831_024947_000000422009_00061_02620_2590.N1	31-AUG-2002 02:49:47	Straylight	41.500	148	Alp Tuc	2.8780	4100.0	83	2620	No
57	GOM_NL__2PRFIN20020831_025117_000000532009_00061_02620_2591.N1	31-AUG-2002 02:51:17	Straylight	53.000	84	Alp Phe	2.3970	4500.0	106	2620	No
58	GOM_NL__2PRFIN20020831_025326_000000412009_00061_02620_2592.N1	31-AUG-2002 02:53:26	Straylight	41.000	31	Alp Gru	1.7340	15200.	82	2620	No
59	GOM_NL__2PRFIN20020831_025616_000000412009_00061_02620_2593.N1	31-AUG-2002 02:56:16	Straylight	40.500	172	Gam Gru	3.0030	13100.	81	2620	No
60	GOM_NL__2PRFIN20020831_030221_000000422009_00061_02620_2594.N1	31-AUG-2002 03:02:21	Bright	41.500	142	49Del Cap	2.8500	8900.0	83	2620	No
61	GOM_NL__2PRFIN20020831_030531_000000412009_00061_02620_2595.N1	31-AUG-2002 03:05:31	Bright	40.500	154	22Bet Aqr	2.8990	5700.0	81	2620	No
62	GOM_NL__2PRFIN20020831_030700_000000412009_00061_02620_2596.N1	31-AUG-2002 03:07:00	Bright	41.000	162	34Alp Aqr	2.9440	5350.0	82	2620	No
63	GOM_NL__2PRFIN20020831_031034_000000382009_00061_02620_2597.N1	31-AUG-2002 03:10:34	Bright	37.500	11	53Alp Aql	0.76500	8000.0	75	2620	No
64	GOM_NL__2PRFIN20020831_031303_000000502009_00061_02620_2598.N1	31-AUG-2002 03:13:03	Bright	50.000	90	54Alp Peg	2.4870	11000.	100	2620	No
65	GOM_NL__2PRFIN20020831_031652_000000372009_00061_02620_2599.N1	31-AUG-2002 03:16:52	Bright	37.000	92	53Eps Cyg	2.5000	4500.0	74	2620	No
66	GOM_NL__2PRFIN20020831_031843_000000362009_00061_02620_2600.N1	31-AUG-2002 03:18:43	Bright	35.500	66	37Gam Cyg	2.2080	5900.0	71	2620	No
67	GOM_NL__2PRFIN20020831_032003_000000362009_00061_02620_2601.N1	31-AUG-2002 03:20:03	Bright	35.500	19	50Alp Cyg	1.2460	10500.	71	2620	No
68	GOM_NL__2PRFIN20020831_032143_000000672009_00061_02620_2602.N1	31-AUG-2002 03:21:43	Bright	67.000	58	21Alp And	2.0730	11000.	134	2620	No
69	GOM_NL__2PRFIN20020831_032502_000000392009_00061_02620_2603.N1	31-AUG-2002 03:25:02	Bright	39.000	89	5Alp Cep	2.4510	8000.0	78	2620	No
70	GOM_NL__2PRFIN20020831_032758_000000472009_00061_02620_2604.N1	31-AUG-2002 03:27:58	Bright	47.000	74	11Bet Cas	2.2680	6600.0	94	2620	No
71	GOM_NL__2PRFIN20020831_033008_000000482009_00061_02620_2605.N1	31-AUG-2002 03:30:08	Bright	47.500	76	27Gam Cas	2.3000	30000.	95	2620	No
72	GOM_NL__2PRFIN20020831_033239_000000382009_00061_02620_2606.N1	31-AUG-2002 03:32:39	Bright	37.500	49	1Alp UMi	1.9900	6300.0	75	2620	No
73	GOM_NL__2PRFIN20020831_033601_000000972009_00061_02620_2607.N1	31-AUG-2002 03:36:01	Bright	96.500	73	57Gam1And	2.2600	13100.	193	2620	No
74	GOM_NL__2PRFIN20020831_033936_000000672009_00061_02620_2608.N1	31-AUG-2002 03:39:36	Bright	66.500	35	33Alp Per	1.7950	6250.0	133	2620	No
75	GOM_NL__2PRFIN20020831_034250_000001002009_00061_02620_2609.N1	31-AUG-2002 03:42:50	Bright	99.500	79	26Bet Per	2.3100	13100.	199	2620	No
76	GOM_NL__2PRFIN20020831_034553_000000782009_00061_02620_2610.N1	31-AUG-2002 03:45:53	Bright	78.000	149	45Eps Per	2.8880	30000.	156	2620	No
77	GOM_NL__2PRFIN20020831_034934_000000442009_00061_02620_2611.N1	31-AUG-2002 03:49:34	Bright	43.500	24	66Alp Gem	1.5800	10200.	87	2620	No
78	GOM_NL__2PRFIN20020831_035209_000000702009_00061_02620_2612.N1	31-AUG-2002 03:52:09	Twilight	70.000	28	12Bet Tau	1.6500	15200.	140	2620	No
79	GOM_NL__2PRFIN20020831_035512_000000522009_00061_02620_2613.N1	31-AUG-2002 03:55:12	Twilight	51.500	44	24Gam Gem	1.9280	11000.	103	2620	No
80	GOM_NL__2PRFIN20020831_035714_000000532009_00061_02620_2614.N1	31-AUG-2002 03:57:14	Twilight	53.000	8	10Alp CMi	0.40000	6500.0	106	2620	No
81	GOM_NL__2PRFIN20020831_035940_000000752009_00061_02620_2615.N1	31-AUG-2002 03:59:40	Dark	75.000	14	58Alp Ori	0.87000	3000.0	150	2620	No
82	GOM_NL__2PRFIN20020831_040151_000000712009_00061_02620_2616.N1	31-AUG-2002 04:01:51	Dark	71.000	27	24Gam Ori	1.6360	26000.	142	2620	No
83	GOM_NL__2PRFIN20020831_040346_000000692009_00061_02620_2617.N1	31-AUG-2002 04:03:46	Dark	69.000	30	46Eps Ori	1.6940	30000.	138	2620	No
84	GOM_NL__2PRFIN20020831_040603_000000512009_00061_02620_2618.N1	31-AUG-2002 04:06:03	Dark	50.500	47	2Bet CMa	1.9760	28000.	101	2620	No
85	GOM_NL__2PRFIN20020831_040737_000000442009_00061_02620_2619.N1	31-AUG-2002 04:07:37	Dark	43.500	23	21Eps CMa	1.5020	26000.	87	2620	No
86	GOM_NL__2PRFIN20020831_040914_000000402009_00061_02620_2620.N1	31-AUG-2002 04:09:14	Dark	39.500	70	Zet Pup	2.2460	39000.	79	2620	No
87	GOM_NL__2PRFIN20020831_041423_000000462009_00061_02620_2621.N1	31-AUG-2002 04:14:23	Dark	45.500	2	Alp Car	-0.73600	7000.0	91	2620	No
88	GOM_NL__2PRFIN20020831_042350_000000592009_00062_02621_2588.N1	31-AUG-2002 04:23:50	Dark	58.500	157	The1Eri	2.9060	9300.0	117	2621	No
89	GOM_NL__2PRFIN20020831_042556_000000472009_00062_02621_2589.N1	31-AUG-2002 04:25:56	Dark	47.000	9	Alp Eri	0.45300	24000.	94	2621	No
90	GOM_NL__2PRFIN20020831_043023_000000402009_00062_02621_2590.N1	31-AUG-2002 04:30:23	Straylight	39.500	148	Alp Tuc	2.8780	4100.0	79	2621	No
91	GOM_NL__2PRFIN20020831_043154_000000562009_00062_02621_2591.N1	31-AUG-2002 04:31:54	Straylight	55.500	84	Alp Phe	2.3970	4500.0	111	2621	No
92	GOM_NL__2PRFIN20020831_043402_000000412009_00062_02621_2592.N1	31-AUG-2002 04:34:02	Straylight	40.500	31	Alp Gru	1.7340	15200.	81	2621	No
93	GOM_NL__2PRFIN20020831_043652_000000412009_00062_02621_2593.N1	31-AUG-2002 04:36:52	Straylight	40.500	172	Gam Gru	3.0030	13100.	81	2621	No
94	GOM_NL__2PRFIN20020831_044258_000000502009_00062_02621_2594.N1	31-AUG-2002 04:42:58	Bright	50.000	142	49Del Cap	2.8500	8900.0	100	2621	No
95	GOM_NL__2PRFIN20020831_044607_000000412009_00062_02621_2595.N1	31-AUG-2002 04:46:07	Bright	40.500	154	22Bet Aqr	2.8990	5700.0	81	2621	No
96	GOM_NL__2PRFIN20020831_044737_000000422009_00062_02621_2596.N1	31-AUG-2002 04:47:37	Bright	42.000	162	34Alp Aqr	2.9440	5350.0	84	2621	No
97	GOM_NL__2PRFIN20020831_045110_000000392009_00062_02621_2597.N1	31-AUG-2002 04:51:10	Bright	39.000	11	53Alp Aql	0.76500	8000.0	78	2621	No
98	GOM_NL__2PRFIN20020831_045339_000000512009_00062_02621_2598.N1	31-AUG-2002 04:53:39	Bright	51.000	90	54Alp Peg	2.4870	11000.	102	2621	No
99	GOM_NL__2PRFIN20020831_045728_000000382009_00062_02621_2599.N1	31-AUG-2002 04:57:28	Bright	38.000	92	53Eps Cyg	2.5000	4500.0	76	2621	No
100	GOM_NL__2PRFIN20020831_045919_000000382009_00062_02621_2600.N1	31-AUG-2002 04:59:19	Bright	38.000	66	37Gam Cyg	2.2080	5900.0	76	2621	No
101	GOM_NL__2PRFIN20020831_050039_000000382009_00062_02621_2601.N1	31-AUG-2002 05:00:39	Bright	38.000	19	50Alp Cyg	1.2460	10500.	76	2621	No

102	GOM_NL__2PRFIN20020831_050217_000000692009_00062_02621_2602.N1	31-AUG-2002 05:02:17	Bright	68.500	58	21Alp And	2.0730	11000.	137	2621	No
103	GOM_NL__2PRFIN20020831_050538_000000382009_00062_02621_2603.N1	31-AUG-2002 05:05:38	Bright	37.500	89	5Alp Cep	2.4510	8000.0	75	2621	No
104	GOM_NL__2PRFIN20020831_050834_000000462009_00062_02621_2604.N1	31-AUG-2002 05:08:34	Bright	46.000	74	11Bet Cas	2.2680	6600.0	92	2621	No
105	GOM_NL__2PRFIN20020831_051043_000000482009_00062_02621_2605.N1	31-AUG-2002 05:10:43	Bright	48.000	76	27Gam Cas	2.3000	30000.	96	2621	No
106	GOM_NL__2PRFIN20020831_051316_000000392009_00062_02621_2606.N1	31-AUG-2002 05:13:16	Bright	38.500	49	1Alp UMi	1.9900	6300.0	77	2621	No
107	GOM_NL__2PRFIN20020831_051635_000000912009_00062_02621_2607.N1	31-AUG-2002 05:16:35	Bright	91.000	73	57Gam1And	2.2600	13100.	182	2621	No
108	GOM_NL__2PRFIN20020831_052011_000000672009_00062_02621_2608.N1	31-AUG-2002 05:20:11	Bright	66.500	35	33Alp Per	1.7950	6250.0	133	2621	No
109	GOM_NL__2PRFIN20020831_052325_000000932009_00062_02621_2609.N1	31-AUG-2002 05:23:25	Bright	93.000	79	26Bet Per	2.3100	13100.	186	2621	No
110	GOM_NL__2PRFIN20020831_052628_000000802009_00062_02621_2610.N1	31-AUG-2002 05:26:28	Bright	79.500	149	45Eps Per	2.8880	30000.	159	2621	No
111	GOM_NL__2PRFIN20020831_053011_000000392009_00062_02621_2611.N1	31-AUG-2002 05:30:11	Bright	39.000	24	66Alp Gem	1.5800	10200.	78	2621	No
112	GOM_NL__2PRFIN20020831_053245_000000652009_00062_02621_2612.N1	31-AUG-2002 05:32:45	Twilight	64.500	28	12Bet Tau	1.6500	15200.	129	2621	No
113	GOM_NL__2PRFIN20020831_053548_000000512009_00062_02621_2613.N1	31-AUG-2002 05:35:48	Twilight	50.500	44	24Gam Gem	1.9280	11000.	101	2621	No
114	GOM_NL__2PRFIN20020831_053751_000000462009_00062_02621_2614.N1	31-AUG-2002 05:37:51	Twilight	45.500	8	10Alp CMi	0.40000	6500.0	91	2621	No
115	GOM_NL__2PRFIN20020831_054018_000000702009_00062_02621_2615.N1	31-AUG-2002 05:40:18	Dark	69.500	14	58Alp Ori	0.87000	3000.0	139	2621	No
116	GOM_NL__2PRFIN20020831_054228_000000742009_00062_02621_2616.N1	31-AUG-2002 05:42:28	Dark	74.000	27	24Gam Ori	1.6360	26000.	148	2621	No
117	GOM_NL__2PRFIN20020831_054423_000000662009_00062_02621_2617.N1	31-AUG-2002 05:44:23	Dark	66.000	30	46Eps Ori	1.6940	30000.	132	2621	No
118	GOM_NL__2PRFIN20020831_054640_000000492009_00062_02621_2618.N1	31-AUG-2002 05:46:40	Dark	48.500	47	2Bet CMa	1.9760	28000.	97	2621	No
119	GOM_NL__2PRFIN20020831_054814_000000462009_00062_02621_2619.N1	31-AUG-2002 05:48:14	Dark	46.000	23	21Eps CMa	1.5020	26000.	92	2621	No
120	GOM_NL__2PRFIN20020831_054950_000000412009_00062_02621_2620.N1	31-AUG-2002 05:49:50	Dark	41.000	70	Zet Pup	2.2460	39000.	82	2621	No
121	GOM_NL__2PRFIN20020831_055459_000000522009_00062_02621_2621.N1	31-AUG-2002 05:54:59	Dark	51.500	2	Alp Car	-0.73600	7000.0	103	2621	No
122	GOM_NL__2PRFIN20020831_060427_000000562009_00063_02622_2588.N1	31-AUG-2002 06:04:27	Dark	56.000	157	The1Eri	2.9060	9300.0	112	2622	No
123	GOM_NL__2PRFIN20020831_060633_000000472009_00063_02622_2589.N1	31-AUG-2002 06:06:33	Dark	46.500	9	Alp Eri	0.45300	24000.	93	2622	No
124	GOM_NL__2PRFIN20020831_061059_000000432009_00063_02622_2590.N1	31-AUG-2002 06:10:59	Straylight	43.000	148	Alp Tuc	2.8780	4100.0	86	2622	No
125	GOM_NL__2PRFIN20020831_061230_000000552009_00063_02622_2591.N1	31-AUG-2002 06:12:30	Straylight	55.000	84	Alp Phe	2.3970	4500.0	110	2622	No
126	GOM_NL__2PRFIN20020831_061438_000000422009_00063_02622_2592.N1	31-AUG-2002 06:14:38	Straylight	41.500	31	Alp Gru	1.7340	15200.	83	2622	No
127	GOM_NL__2PRFIN20020831_061728_000000402009_00063_02622_2593.N1	31-AUG-2002 06:17:28	Straylight	39.500	172	Gam Gru	3.0030	13100.	79	2622	No
128	GOM_NL__2PRFIN20020831_062334_000000412009_00063_02622_2594.N1	31-AUG-2002 06:23:34	Bright	41.000	142	49Del Cap	2.8500	8900.0	82	2622	No
129	GOM_NL__2PRFIN20020831_062643_000000412009_00063_02622_2595.N1	31-AUG-2002 06:26:43	Bright	40.500	154	22Bet Aqr	2.8990	5700.0	81	2622	No
130	GOM_NL__2PRFIN20020831_062812_000000442009_00063_02622_2596.N1	31-AUG-2002 06:28:12	Bright	43.500	162	34Alp Aqr	2.9440	5350.0	87	2622	No
131	GOM_NL__2PRFIN20020831_063146_000000392009_00063_02622_2597.N1	31-AUG-2002 06:31:46	Bright	38.500	11	53Alp Aql	0.76500	8000.0	77	2622	No
132	GOM_NL__2PRFIN20020831_063415_000000502009_00063_02622_2598.N1	31-AUG-2002 06:34:15	Bright	50.000	90	54Alp Peg	2.4870	11000.	100	2622	No
133	GOM_NL__2PRFIN20020831_063804_000000382009_00063_02622_2599.N1	31-AUG-2002 06:38:04	Bright	38.000	92	53Eps Cyg	2.5000	4500.0	76	2622	No
134	GOM_NL__2PRFIN20020831_063956_000000402009_00063_02622_2600.N1	31-AUG-2002 06:39:56	Bright	40.000	66	37Gam Cyg	2.2080	5900.0	80	2622	No
135	GOM_NL__2PRFIN20020831_064115_000000392009_00063_02622_2601.N1	31-AUG-2002 06:41:15	Bright	39.000	19	50Alp Cyg	1.2460	10500.	78	2622	No
136	GOM_NL__2PRFIN20020831_064252_000000702009_00063_02622_2602.N1	31-AUG-2002 06:42:52	Bright	69.500	58	21Alp And	2.0730	11000.	139	2622	No
137	GOM_NL__2PRFIN20020831_064614_000000392009_00063_02622_2603.N1	31-AUG-2002 06:46:14	Bright	38.500	89	5Alp Cep	2.4510	8000.0	77	2622	No
138	GOM_NL__2PRFIN20020831_064909_000000442009_00063_02622_2604.N1	31-AUG-2002 06:49:09	Bright	43.500	74	11Bet Cas	2.2680	6600.0	87	2622	No
139	GOM_NL__2PRFIN20020831_065118_000000472009_00063_02622_2605.N1	31-AUG-2002 06:51:18	Bright	47.000	76	27Gam Cas	2.3000	30000.	94	2622	No
140	GOM_NL__2PRFIN20020831_065352_000000392009_00063_02622_2606.N1	31-AUG-2002 06:53:52	Bright	38.500	49	1Alp UMi	1.9900	6300.0	77	2622	No
141	GOM_NL__2PRFIN20020831_065709_000000942009_00063_02622_2607.N1	31-AUG-2002 06:57:09	Bright	93.500	73	57Gam1And	2.2600	13100.	187	2622	No
142	GOM_NL__2PRFIN20020831_070046_000000642009_00063_02622_2608.N1	31-AUG-2002 07:00:46	Bright	63.500	35	33Alp Per	1.7950	6250.0	127	2622	No
143	GOM_NL__2PRFIN20020831_070400_000001032009_00063_02622_2609.N1	31-AUG-2002 07:04:00	Bright	102.50	79	26Bet Per	2.3100	13100.	205	2622	No
144	GOM_NL__2PRFIN20020831_070704_000000802009_00063_02622_2610.N1	31-AUG-2002 07:07:04	Bright	80.000	149	45Eps Per	2.8880	30000.	160	2622	No
145	GOM_NL__2PRFIN20020831_071048_000000412009_00063_02622_2611.N1	31-AUG-2002 07:10:48	Bright	40.500	24	66Alp Gem	1.5800	10200.	81	2622	No
146	GOM_NL__2PRFIN20020831_071322_000000662009_00063_02622_2612.N1	31-AUG-2002 07:13:22	Twilight	66.000	28	12Bet Tau	1.6500	15200.	132	2622	No
147	GOM_NL__2PRFIN20020831_071625_000000442009_00063_02622_2613.N1	31-AUG-2002 07:16:25	Twilight	43.500	44	24Gam Gem	1.9280	11000.	87	2622	No
148	GOM_NL__2PRFIN20020831_071828_000000392009_00063_02622_2614.N1	31-AUG-2002 07:18:28	Twilight	39.000	8	10Alp CMi	0.40000	6500.0	78	2622	No
149	GOM_NL__2PRFIN20020831_072055_000000702009_00063_02622_2615.N1	31-AUG-2002 07:20:55	Dark	69.500	14	58Alp Ori	0.87000	3000.0	139	2622	No
150	GOM_NL__2PRFIN20020831_072306_000000742009_00063_02622_2616.N1	31-AUG-2002 07:23:06	Dark	73.500	27	24Gam Ori	1.6360	26000.	147	2622	No
151	GOM_NL__2PRFIN20020831_072501_000000662009_00063_02622_2617.N1	31-AUG-2002 07:25:01	Dark	65.500	30	46Eps Ori	1.6940	30000.	131	2622	No
152	GOM_NL__2PRFIN20020831_072718_000000482009_00063_02622_2618.N1	31-AUG-2002 07:27:18	Dark	47.500	47	2Bet CMa	1.9760	28000.	95	2622	No
153	GOM_NL__2PRFIN20020831_072850_000000452009_00063_02622_2619.N1	31-AUG-2002 07:28:50	Dark	45.000	23	21Eps CMa	1.5020	26000.	90	2622	No
154	GOM_NL__2PRFIN20020831_073026_000000392009_00063_02622_2620.N1	31-AUG-2002 07:30:26	Dark	39.000	70	Zet Pup	2.2460	39000.	78	2622	No
155	GOM_NL__2PRFIN20020831_073536_000000482009_00063_02622_2621.N1	31-AUG-2002 07:35:36	Dark	47.500	2	Alp Car	-0.73600	7000.0	95	2622	No
156	GOM_NL__2PRFIN20020831_074504_000000562009_00064_02623_2588.N1	31-AUG-2002 07:45:04	Dark	56.000	157	The1Eri	2.9060	9300.0	112	2623	No
157	GOM_NL__2PRFIN20020831_074709_000000532009_00064_02623_2589.N1	31-AUG-2002 07:47:09	Dark	52.500	9	Alp Eri	0.45300	24000.	105	2623	No
158	GOM_NL__2PRFIN20020831_075135_000000412009_00064_02623_2590.N1	31-AUG-2002 07:51:35	Straylight	40.500	148	Alp Tuc	2.8780	4100.0	81	2623	No
159	GOM_NL__2PRFIN20020831_075307_000000532009_00064_02623_2591.N1	31-AUG-2002 07:53:07	Straylight	52.500	84	Alp Phe	2.3970	4500.0	105	2623	No
160	GOM_NL__2PRFIN20020831_075514_000000442009_00064_02623_2592.N1	31-AUG-2002 07:55:14	Straylight	43.500	31	Alp Gru	1.7340	15200.	87	2623	No

161	GOM_NL__2PRFIN20020831_075805_000000392009_00064_02623_2593.N1	31-AUG-2002 07:58:05	Straylight	39.000	172	Gam Gru	3.0030	13100.	78	2623	No
162	GOM_NL__2PRFIN20020831_080411_000000492009_00064_02623_2594.N1	31-AUG-2002 08:04:11	Bright	48.500	142	49Del Cap	2.8500	8900.0	97	2623	No
163	GOM_NL__2PRFIN20020831_080719_000000402009_00064_02623_2595.N1	31-AUG-2002 08:07:19	Bright	40.000	154	22Bet Aqr	2.8990	5700.0	80	2623	No
164	GOM_NL__2PRFIN20020831_080849_000000432009_00064_02623_2596.N1	31-AUG-2002 08:08:49	Bright	42.500	162	34Alp Aqr	2.9440	5350.0	85	2623	No
165	GOM_NL__2PRFIN20020831_081223_000000422009_00064_02623_2597.N1	31-AUG-2002 08:12:23	Bright	41.500	11	53Alp Aql	0.76500	8000.0	83	2623	No
166	GOM_NL__2PRFIN20020831_081450_000000492009_00064_02623_2598.N1	31-AUG-2002 08:14:50	Bright	49.000	90	54Alp Peg	2.4870	11000.	98	2623	No
167	GOM_NL__2PRFIN20020831_081840_000000392009_00064_02623_2599.N1	31-AUG-2002 08:18:40	Bright	38.500	92	53Eps Cyg	2.5000	4500.0	77	2623	No
168	GOM_NL__2PRFIN20020831_082032_000000402009_00064_02623_2600.N1	31-AUG-2002 08:20:32	Bright	39.500	66	37Gam Cyg	2.2080	5900.0	79	2623	No
169	GOM_NL__2PRFIN20020831_082151_000000382009_00064_02623_2601.N1	31-AUG-2002 08:21:51	Bright	38.000	19	50Alp Cyg	1.2460	10500.	76	2623	No
170	GOM_NL__2PRFIN20020831_082326_000000692009_00064_02623_2602.N1	31-AUG-2002 08:23:26	Bright	68.500	58	21Alp And	2.0730	11000.	137	2623	No
171	GOM_NL__2PRFIN20020831_082650_000000382009_00064_02623_2603.N1	31-AUG-2002 08:26:50	Bright	37.500	89	5Alp Cep	2.4510	8000.0	75	2623	No
172	GOM_NL__2PRFIN20020831_082945_000000462009_00064_02623_2604.N1	31-AUG-2002 08:29:45	Bright	45.500	74	11Bet Cas	2.2680	6600.0	91	2623	No
173	GOM_NL__2PRFIN20020831_083154_000000472009_00064_02623_2605.N1	31-AUG-2002 08:31:54	Bright	46.500	76	27Gam Cas	2.3000	30000.	93	2623	No
174	GOM_NL__2PRFIN20020831_083428_000000352009_00064_02623_2606.N1	31-AUG-2002 08:34:28	Bright	34.500	49	1Alp UMi	1.9900	6300.0	69	2623	No
175	GOM_NL__2PRFIN20020831_083743_000000912009_00064_02623_2607.N1	31-AUG-2002 08:37:43	Bright	91.000	73	57Gam1And	2.2600	13100.	182	2623	No
176	GOM_NL__2PRFIN20020831_084122_000000662009_00064_02623_2608.N1	31-AUG-2002 08:41:22	Bright	66.000	35	33Alp Per	1.7950	6250.0	132	2623	No
177	GOM_NL__2PRFIN20020831_084435_000001032009_00064_02623_2609.N1	31-AUG-2002 08:44:35	Bright	103.00	79	26Bet Per	2.3100	13100.	206	2623	No
178	GOM_NL__2PRFIN20020831_084739_000000812009_00064_02623_2610.N1	31-AUG-2002 08:47:39	Bright	81.000	149	45Eps Per	2.8880	30000.	162	2623	No
179	GOM_NL__2PRFIN20020831_085124_000000392009_00064_02623_2611.N1	31-AUG-2002 08:51:24	Bright	38.500	24	66Alp Gem	1.5800	10200.	77	2623	No
180	GOM_NL__2PRFIN20020831_085358_000000682009_00064_02623_2612.N1	31-AUG-2002 08:53:58	Twilight	68.000	28	12Bet Tau	1.6500	15200.	136	2623	No
181	GOM_NL__2PRFIN20020831_085701_000000422009_00064_02623_2613.N1	31-AUG-2002 08:57:01	Twilight	42.000	44	24Gam Gem	1.9280	11000.	84	2623	No
182	GOM_NL__2PRFIN20020831_085905_000000382009_00064_02623_2614.N1	31-AUG-2002 08:59:05	Twilight	38.000	8	10Alp CMi	0.40000	6500.0	76	2623	No
183	GOM_NL__2PRFIN20020831_090132_000000732009_00064_02623_2615.N1	31-AUG-2002 09:01:32	Dark	72.500	14	58Alp Ori	0.87000	3000.0	145	2623	No
184	GOM_NL__2PRFIN20020831_090343_000000762009_00064_02623_2616.N1	31-AUG-2002 09:03:43	Dark	76.000	27	24Gam Ori	1.6360	26000.	152	2623	No
185	GOM_NL__2PRFIN20020831_090538_000000692009_00064_02623_2617.N1	31-AUG-2002 09:05:38	Dark	68.500	30	46Eps Ori	1.6940	30000.	137	2623	No
186	GOM_NL__2PRFIN20020831_090754_000000472009_00064_02623_2618.N1	31-AUG-2002 09:07:54	Dark	47.000	47	2Bet CMa	1.9760	28000.	94	2623	No
187	GOM_NL__2PRFIN20020831_090927_000000452009_00064_02623_2619.N1	31-AUG-2002 09:09:27	Dark	45.000	23	21Eps CMa	1.5020	26000.	90	2623	No
188	GOM_NL__2PRFIN20020831_091102_000000392009_00064_02623_2620.N1	31-AUG-2002 09:11:02	Dark	39.000	70	Zet Pup	2.2460	39000.	78	2623	No
189	GOM_NL__2PRFIN20020831_091613_000000472009_00064_02623_2621.N1	31-AUG-2002 09:16:13	Dark	47.000	2	Alp Car	-0.73600	7000.0	94	2623	No
190	GOM_NL__2PRFIN20020831_174844_000000602009_00070_02629_2588.N1	31-AUG-2002 17:48:44	Dark	59.500	157	The1Eri	2.9060	9300.0	119	2629	No
191	GOM_NL__2PRFIN20020831_175046_000000502009_00070_02629_2589.N1	31-AUG-2002 17:50:46	Dark	49.500	9	Alp Eri	0.45300	24000.	99	2629	No
192	GOM_NL__2PRFIN20020831_175513_000000392009_00070_02629_2590.N1	31-AUG-2002 17:55:13	Straylight	38.500	148	Alp Tuc	2.8780	4100.0	77	2629	No
193	GOM_NL__2PRFIN20020831_175646_000000582009_00070_02629_2591.N1	31-AUG-2002 17:56:46	Straylight	57.500	84	Alp Phe	2.3970	4500.0	115	2629	No
194	GOM_NL__2PRFIN20020831_175851_000000412009_00070_02629_2592.N1	31-AUG-2002 17:58:51	Straylight	40.500	31	Alp Gru	1.7340	15200.	81	2629	No
195	GOM_NL__2PRFIN20020831_180253_000000512009_00070_02629_2593.N1	31-AUG-2002 18:02:53	Straylight	51.000	18	24Alp PsA	1.1660	9700.0	102	2629	No
196	GOM_NL__2PRFIN20020831_180746_000000532009_00070_02629_2594.N1	31-AUG-2002 18:07:46	Bright	53.000	142	49Del Cap	2.8500	8900.0	106	2629	No
197	GOM_NL__2PRFIN20020831_181055_000000402009_00070_02629_2595.N1	31-AUG-2002 18:10:55	Bright	39.500	154	22Bet Aqr	2.8990	5700.0	79	2629	No
198	GOM_NL__2PRFIN20020831_181223_000000442009_00070_02629_2596.N1	31-AUG-2002 18:12:23	Bright	43.500	162	34Alp Aqr	2.9440	5350.0	87	2629	No
199	GOM_NL__2PRFIN20020831_181600_000000392009_00070_02629_2597.N1	31-AUG-2002 18:16:00	Bright	38.500	11	53Alp Aql	0.76500	8000.0	77	2629	No
200	GOM_NL__2PRFIN20020831_181822_000000502009_00070_02629_2598.N1	31-AUG-2002 18:18:22	Bright	50.000	90	54Alp Peg	2.4870	11000.	100	2629	No
201	GOM_NL__2PRFIN20020831_182228_000000782009_00070_02629_2599.N1	31-AUG-2002 18:22:28	Bright	77.500	140	88Gam Peg	2.8340	26000.	155	2629	No
202	GOM_NL__2PRFIN20020831_182527_000000392009_00070_02629_2600.N1	31-AUG-2002 18:25:27	Bright	38.500	19	50Alp Cyg	1.2460	10500.	77	2629	No
203	GOM_NL__2PRFIN20020831_183025_000000392009_00070_02629_2601.N1	31-AUG-2002 18:30:25	Bright	38.500	89	5Alp Cep	2.4510	8000.0	77	2629	No
204	GOM_NL__2PRFIN20020831_183316_000000472009_00070_02629_2602.N1	31-AUG-2002 18:33:16	Bright	47.000	74	11Bet Cas	2.2680	6600.0	94	2629	No
205	GOM_NL__2PRFIN20020831_183524_000000452009_00070_02629_2603.N1	31-AUG-2002 18:35:24	Bright	44.500	76	27Gam Cas	2.3000	30000.	89	2629	No
206	GOM_NL__2PRFIN20020831_183803_000000392009_00070_02629_2604.N1	31-AUG-2002 18:38:03	Bright	38.500	49	1Alp UMi	1.9900	6300.0	77	2629	No
207	GOM_NL__2PRFIN20020831_184108_000000932009_00070_02629_2605.N1	31-AUG-2002 18:41:08	Bright	93.000	73	57Gam1And	2.2600	13100.	186	2629	No
208	GOM_NL__2PRFIN20020831_184452_000000642009_00070_02629_2606.N1	31-AUG-2002 18:44:52	Bright	64.000	35	33Alp Per	1.7950	6250.0	128	2629	No
209	GOM_NL__2PRFIN20020831_185111_000000832009_00070_02629_2607.N1	31-AUG-2002 18:51:11	Bright	82.500	149	45Eps Per	2.8880	30000.	165	2629	No
210	GOM_NL__2PRFIN20020831_185500_000000402009_00070_02629_2608.N1	31-AUG-2002 18:55:00	Bright	40.000	24	66Alp Gem	1.5800	10200.	80	2629	No
211	GOM_NL__2PRFIN20020831_185735_000000682009_00070_02629_2609.N1	31-AUG-2002 18:57:35	Twilight	67.500	28	12Bet Tau	1.6500	15200.	135	2629	No
212	GOM_NL__2PRFIN20020831_190039_000000532009_00070_02629_2610.N1	31-AUG-2002 19:00:39	Twilight	53.000	44	24Gam Gem	1.9280	11000.	106	2629	No
213	GOM_NL__2PRFIN20020831_190240_000000482009_00070_02629_2611.N1	31-AUG-2002 19:02:40	Twilight	48.000	8	10Alp CMi	0.40000	6500.0	96	2629	No
214	GOM_NL__2PRFIN20020831_190512_000000762009_00070_02629_2612.N1	31-AUG-2002 19:05:12	Dark	76.000	14	58Alp Ori	0.87000	3000.0	152	2629	No
215	GOM_NL__2PRFIN20020831_190725_000000722009_00070_02629_2613.N1	31-AUG-2002 19:07:25	Dark	71.500	27	24Gam Ori	1.6360	26000.	143	2629	No
216	GOM_NL__2PRFIN20020831_191020_000000392009_00070_02629_2614.N1	31-AUG-2002 19:10:20	Dark	39.000	132	15Rho Pup	2.8030	6900.0	78	2629	No
217	GOM_NL__2PRFIN20020831_191136_000000432009_00070_02629_2615.N1	31-AUG-2002 19:11:36	Dark	42.500	179	24Omi2CMa	3.0320	24000.	85	2629	No
218	GOM_NL__2PRFIN20020831_191304_000000442009_00070_02629_2616.N1	31-AUG-2002 19:13:04	Dark	43.500	23	21Eps CMa	1.5020	26000.	87	2629	No
219	GOM_NL__2PRFIN20020831_191439_000000382009_00070_02629_2617.N1	31-AUG-2002 19:14:39	Dark	38.000	70	Zet Pup	2.2460	39000.	76	2629	No

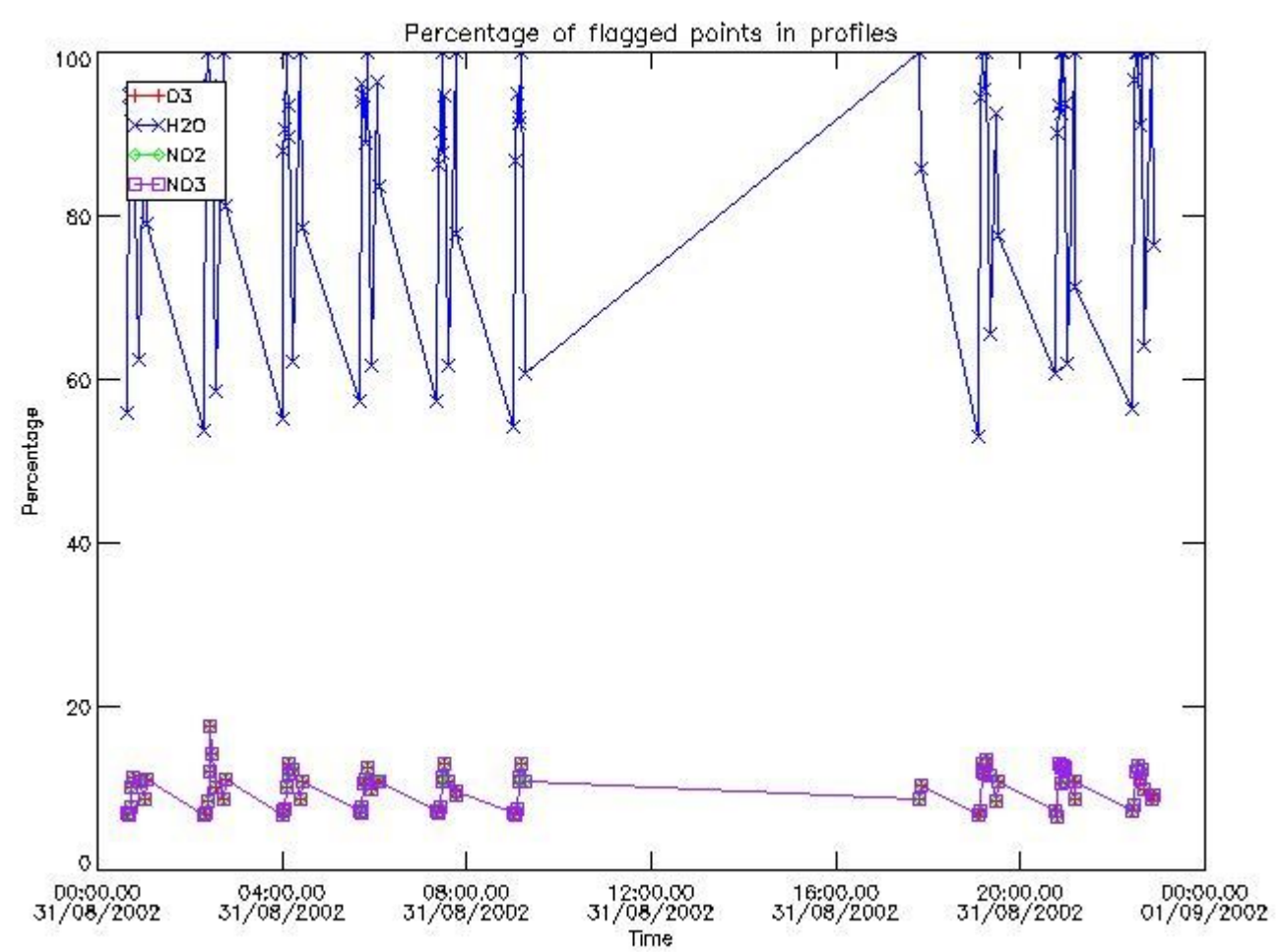
220	GOM_NL__2PRFIN20020831_191635_000000402009_00070_02629_2618.N1	31-AUG-2002 19:16:35	Dark	39.500	34	Gam2Vel	1.7930	23000.	79	2629	No
221	GOM_NL__2PRFIN20020831_191950_000000442009_00070_02629_2619.N1	31-AUG-2002 19:19:50	Dark	44.000	2	Alp Car	-0.73600	7000.0	88	2629	No
222	GOM_NL__2PRFIN20020831_192921_000000612009_00071_02630_2588.N1	31-AUG-2002 19:29:21	Dark	60.500	157	The1Eri	2.9060	9300.0	121	2630	No
223	GOM_NL__2PRFIN20020831_193125_000000472009_00071_02630_2589.N1	31-AUG-2002 19:31:25	Dark	47.000	9	Alp Eri	0.45300	24000.	94	2630	No
224	GOM_NL__2PRFIN20020831_193549_000000392009_00071_02630_2590.N1	31-AUG-2002 19:35:49	Straylight	39.000	148	Alp Tuc	2.8780	4100.0	78	2630	No
225	GOM_NL__2PRFIN20020831_193722_000000612009_00071_02630_2591.N1	31-AUG-2002 19:37:22	Straylight	60.500	84	Alp Phe	2.3970	4500.0	121	2630	No
226	GOM_NL__2PRFIN20020831_193928_000000432009_00071_02630_2592.N1	31-AUG-2002 19:39:28	Straylight	43.000	31	Alp Gru	1.7340	15200.	86	2630	No
227	GOM_NL__2PRFIN20020831_194329_000000512009_00071_02630_2593.N1	31-AUG-2002 19:43:29	Straylight	50.500	18	24Alp PsA	1.1660	9700.0	101	2630	No
228	GOM_NL__2PRFIN20020831_194823_000000482009_00071_02630_2594.N1	31-AUG-2002 19:48:23	Bright	48.000	142	49Del Cap	2.8500	8900.0	96	2630	No
229	GOM_NL__2PRFIN20020831_195131_000000402009_00071_02630_2595.N1	31-AUG-2002 19:51:31	Bright	40.000	154	22Bet Aqr	2.8990	5700.0	80	2630	No
230	GOM_NL__2PRFIN20020831_195259_000000432009_00071_02630_2596.N1	31-AUG-2002 19:52:59	Bright	42.500	162	34Alp Aqr	2.9440	5350.0	85	2630	No
231	GOM_NL__2PRFIN20020831_195636_000000382009_00071_02630_2597.N1	31-AUG-2002 19:56:36	Bright	37.500	11	53Alp Aql	0.76500	8000.0	75	2630	No
232	GOM_NL__2PRFIN20020831_195857_000000512009_00071_02630_2598.N1	31-AUG-2002 19:58:57	Bright	50.500	90	54Alp Peg	2.4870	11000.	101	2630	No
233	GOM_NL__2PRFIN20020831_200302_000000802009_00071_02630_2599.N1	31-AUG-2002 20:03:02	Bright	79.500	140	88Gam Peg	2.8340	26000.	159	2630	No
234	GOM_NL__2PRFIN20020831_200603_000000392009_00071_02630_2600.N1	31-AUG-2002 20:06:03	Bright	39.000	19	50Alp Cyg	1.2460	10500.	78	2630	No
235	GOM_NL__2PRFIN20020831_201100_000000392009_00071_02630_2601.N1	31-AUG-2002 20:11:00	Bright	39.000	89	5Alp Cep	2.4510	8000.0	78	2630	No
236	GOM_NL__2PRFIN20020831_201350_000000472009_00071_02630_2602.N1	31-AUG-2002 20:13:50	Bright	46.500	74	11Bet Cas	2.2680	6600.0	93	2630	No
237	GOM_NL__2PRFIN20020831_201600_000000482009_00071_02630_2603.N1	31-AUG-2002 20:16:00	Bright	48.000	76	27Gam Cas	2.3000	30000.	96	2630	No
238	GOM_NL__2PRFIN20020831_201839_000000382009_00071_02630_2604.N1	31-AUG-2002 20:18:39	Bright	38.000	49	1Alp UMi	1.9900	6300.0	76	2630	No
239	GOM_NL__2PRFIN20020831_202141_000000942009_00071_02630_2605.N1	31-AUG-2002 20:21:41	Bright	93.500	73	57Gam1And	2.2600	13100.	187	2630	No
240	GOM_NL__2PRFIN20020831_202526_000000652009_00071_02630_2606.N1	31-AUG-2002 20:25:26	Bright	65.000	35	33Alp Per	1.7950	6250.0	130	2630	No
241	GOM_NL__2PRFIN20020831_203146_000000822009_00071_02630_2607.N1	31-AUG-2002 20:31:46	Bright	81.500	149	45Eps Per	2.8880	30000.	163	2630	No
242	GOM_NL__2PRFIN20020831_203533_000000482009_00071_02630_2608.N1	31-AUG-2002 20:35:33	Bright	48.000	24	66Alp Gem	1.5800	10200.	96	2630	No
243	GOM_NL__2PRFIN20020831_203811_000000692009_00071_02630_2609.N1	31-AUG-2002 20:38:11	Twilight	68.500	28	12Bet Tau	1.6500	15200.	137	2630	No
244	GOM_NL__2PRFIN20020831_204114_000000492009_00071_02630_2610.N1	31-AUG-2002 20:41:14	Twilight	49.000	44	24Gam Gem	1.9280	11000.	98	2630	No
245	GOM_NL__2PRFIN20020831_204317_000000512009_00071_02630_2611.N1	31-AUG-2002 20:43:17	Twilight	51.000	8	10Alp CMi	0.40000	6500.0	102	2630	No
246	GOM_NL__2PRFIN20020831_204548_000000712009_00071_02630_2612.N1	31-AUG-2002 20:45:48	Dark	70.500	14	58Alp Ori	0.87000	3000.0	141	2630	No
247	GOM_NL__2PRFIN20020831_204802_000000772009_00071_02630_2613.N1	31-AUG-2002 20:48:02	Dark	77.000	27	24Gam Ori	1.6360	26000.	154	2630	No
248	GOM_NL__2PRFIN20020831_205057_000000392009_00071_02630_2614.N1	31-AUG-2002 20:50:57	Dark	39.000	132	15Rho Pup	2.8030	6900.0	78	2630	No
249	GOM_NL__2PRFIN20020831_205212_000000412009_00071_02630_2615.N1	31-AUG-2002 20:52:12	Dark	40.500	179	24Omi2CMa	3.0320	24000.	81	2630	No
250	GOM_NL__2PRFIN20020831_205341_000000482009_00071_02630_2616.N1	31-AUG-2002 20:53:41	Dark	48.000	23	21Eps CMa	1.5020	26000.	96	2630	No
251	GOM_NL__2PRFIN20020831_205515_000000442009_00071_02630_2617.N1	31-AUG-2002 20:55:15	Dark	43.500	70	Zet Pup	2.2460	39000.	87	2630	No
252	GOM_NL__2PRFIN20020831_205711_000000412009_00071_02630_2618.N1	31-AUG-2002 20:57:11	Dark	40.500	34	Gam2Vel	1.7930	23000.	81	2630	No
253	GOM_NL__2PRFIN20020831_210027_000000472009_00071_02630_2619.N1	31-AUG-2002 21:00:27	Dark	46.500	2	Alp Car	-0.73600	7000.0	93	2630	No
254	GOM_NL__2PRFIN20020831_210958_000000592009_00072_02631_2608.N1	31-AUG-2002 21:09:58	Dark	59.000	157	The1Eri	2.9060	9300.0	118	2631	No
255	GOM_NL__2PRFIN20020831_211201_000000482009_00072_02631_2609.N1	31-AUG-2002 21:12:01	Dark	47.500	9	Alp Eri	0.45300	24000.	95	2631	No
256	GOM_NL__2PRFIN20020831_211625_000000392009_00072_02631_2610.N1	31-AUG-2002 21:16:25	Straylight	38.500	148	Alp Tuc	2.8780	4100.0	77	2631	No
257	GOM_NL__2PRFIN20020831_211759_000000492009_00072_02631_2611.N1	31-AUG-2002 21:17:59	Straylight	49.000	84	Alp Phe	2.3970	4500.0	98	2631	No
258	GOM_NL__2PRFIN20020831_212004_000000432009_00072_02631_2612.N1	31-AUG-2002 21:20:04	Straylight	42.500	31	Alp Gru	1.7340	15200.	85	2631	No
259	GOM_NL__2PRFIN20020831_212408_000000462009_00072_02631_2613.N1	31-AUG-2002 21:24:08	Straylight	45.500	18	24Alp PsA	1.1660	9700.0	91	2631	No
260	GOM_NL__2PRFIN20020831_212859_000000532009_00072_02631_2614.N1	31-AUG-2002 21:28:59	Bright	53.000	142	49Del Cap	2.8500	8900.0	106	2631	No
261	GOM_NL__2PRFIN20020831_213208_000000402009_00072_02631_2615.N1	31-AUG-2002 21:32:08	Bright	39.500	154	22Bet Aqr	2.8990	5700.0	79	2631	No
262	GOM_NL__2PRFIN20020831_213336_000000432009_00072_02631_2616.N1	31-AUG-2002 21:33:36	Bright	42.500	162	34Alp Aqr	2.9440	5350.0	85	2631	No
263	GOM_NL__2PRFIN20020831_213712_000000422009_00072_02631_2617.N1	31-AUG-2002 21:37:12	Bright	41.500	11	53Alp Aql	0.76500	8000.0	83	2631	No
264	GOM_NL__2PRFIN20020831_213932_000000502009_00072_02631_2618.N1	31-AUG-2002 21:39:32	Bright	50.000	90	54Alp Peg	2.4870	11000.	100	2631	No
265	GOM_NL__2PRFIN20020831_214336_000000802009_00072_02631_2619.N1	31-AUG-2002 21:43:36	Bright	79.500	140	88Gam Peg	2.8340	26000.	159	2631	No
266	GOM_NL__2PRFIN20020831_214639_000000352009_00072_02631_2620.N1	31-AUG-2002 21:46:39	Bright	35.000	19	50Alp Cyg	1.2460	10500.	70	2631	No
267	GOM_NL__2PRFIN20020831_215136_000000402009_00072_02631_2621.N1	31-AUG-2002 21:51:36	Bright	39.500	89	5Alp Cep	2.4510	8000.0	79	2631	No
268	GOM_NL__2PRFIN20020831_215426_000000482009_00072_02631_2622.N1	31-AUG-2002 21:54:26	Bright	47.500	74	11Bet Cas	2.2680	6600.0	95	2631	No
269	GOM_NL__2PRFIN20020831_215634_000000482009_00072_02631_2623.N1	31-AUG-2002 21:56:34	Bright	47.500	76	27Gam Cas	2.3000	30000.	95	2631	No
270	GOM_NL__2PRFIN20020831_215915_000000352009_00072_02631_2624.N1	31-AUG-2002 21:59:15	Bright	34.500	49	1Alp UMi	1.9900	6300.0	69	2631	No
271	GOM_NL__2PRFIN20020831_220216_000000932009_00072_02631_2625.N1	31-AUG-2002 22:02:16	Bright	92.500	73	57Gam1And	2.2600	13100.	185	2631	No
272	GOM_NL__2PRFIN20020831_220601_000000672009_00072_02631_2626.N1	31-AUG-2002 22:06:01	Bright	67.000	35	33Alp Per	1.7950	6250.0	134	2631	No
273	GOM_NL__2PRFIN20020831_221222_000000832009_00072_02631_2627.N1	31-AUG-2002 22:12:22	Bright	82.500	149	45Eps Per	2.8880	30000.	165	2631	No
274	GOM_NL__2PRFIN20020831_221609_000000432009_00072_02631_2628.N1	31-AUG-2002 22:16:09	Bright	43.000	24	66Alp Gem	1.5800	10200.	86	2631	No
275	GOM_NL__2PRFIN20020831_221846_000000662009_00072_02631_2629.N1	31-AUG-2002 22:18:46	Twilight	65.500	28	12Bet Tau	1.6500	15200.	131	2631	No
276	GOM_NL__2PRFIN20020831_222151_000000482009_00072_02631_2630.N1	31-AUG-2002 22:21:51	Twilight	47.500	44	24Gam Gem	1.9280	11000.	95	2631	No
277	GOM_NL__2PRFIN20020831_222353_000000532009_00072_02631_2631.N1	31-AUG-2002 22:23:53	Twilight	53.000	8	10Alp CMi	0.40000	6500.0	106	2631	No
278	GOM_NL__2PRFIN20020831_222625_000000722009_00072_02631_2632.N1	31-AUG-2002 22:26:25	Dark	71.500	14	58Alp Ori	0.87000	3000.0	143	2631	No

279	GOM_NL__2PRFIN20020831_222837_000000772009_00072_02631_2633.N1	31-AUG-2002 22:28:37	Dark	77.000	27	24Gam Ori	1.6360	26000.	154	2631	No
280	GOM_NL__2PRFIN20020831_223133_000000432009_00072_02631_2634.N1	31-AUG-2002 22:31:33	Dark	42.500	132	15Rho Pup	2.8030	6900.0	85	2631	No
281	GOM_NL__2PRFIN20020831_223249_000000442009_00072_02631_2635.N1	31-AUG-2002 22:32:49	Dark	43.500	179	24Omi2CMa	3.0320	24000.	87	2631	No
282	GOM_NL__2PRFIN20020831_223418_000000462009_00072_02631_2636.N1	31-AUG-2002 22:34:18	Dark	45.500	23	21Eps CMa	1.5020	26000.	91	2631	No
283	GOM_NL__2PRFIN20020831_223747_000000422009_00072_02631_2637.N1	31-AUG-2002 22:37:47	Dark	41.500	34	Gam2Vel	1.7930	23000.	83	2631	No
284	GOM_NL__2PRFIN20020831_224103_000000522009_00072_02631_2638.N1	31-AUG-2002 22:41:03	Dark	52.000	2	Alp Car	-0.73600	7000.0	104	2631	No
285	GOM_NL__2PRFIN20020831_225035_000000602009_00073_02632_2608.N1	31-AUG-2002 22:50:35	Dark	59.500	157	The1Eri	2.9060	9300.0	119	2632	No
286	GOM_NL__2PRFIN20020831_225237_000000562009_00073_02632_2609.N1	31-AUG-2002 22:52:37	Dark	55.500	9	Alp Eri	0.45300	24000.	111	2632	No
287	GOM_NL__2PRFIN20020831_225701_000000452009_00073_02632_2610.N1	31-AUG-2002 22:57:01	Straylight	44.500	148	Alp Tuc	2.8780	4100.0	89	2632	No
288	GOM_NL__2PRFIN20020831_225836_000000582009_00073_02632_2611.N1	31-AUG-2002 22:58:36	Straylight	57.500	84	Alp Phe	2.3970	4500.0	115	2632	No
289	GOM_NL__2PRFIN20020831_230040_000000432009_00073_02632_2612.N1	31-AUG-2002 23:00:40	Straylight	43.000	31	Alp Gru	1.7340	15200.	86	2632	No
290	GOM_NL__2PRFIN20020831_230444_000000502009_00073_02632_2613.N1	31-AUG-2002 23:04:44	Straylight	49.500	18	24Alp PsA	1.1660	9700.0	99	2632	No
291	GOM_NL__2PRFIN20020831_230935_000000462009_00073_02632_2614.N1	31-AUG-2002 23:09:35	Bright	46.000	142	49Del Cap	2.8500	8900.0	92	2632	No
292	GOM_NL__2PRFIN20020831_231244_000000392009_00073_02632_2615.N1	31-AUG-2002 23:12:44	Bright	39.000	154	22Bet Aqr	2.8990	5700.0	78	2632	No
293	GOM_NL__2PRFIN20020831_231411_000000432009_00073_02632_2616.N1	31-AUG-2002 23:14:11	Bright	42.500	162	34Alp Aqr	2.9440	5350.0	85	2632	No
294	GOM_NL__2PRFIN20020831_231749_000000382009_00073_02632_2617.N1	31-AUG-2002 23:17:49	Bright	37.500	11	53Alp Aql	0.76500	8000.0	75	2632	No
295	GOM_NL__2PRFIN20020831_232007_000000512009_00073_02632_2618.N1	31-AUG-2002 23:20:07	Bright	50.500	90	54Alp Peg	2.4870	11000.	101	2632	No
296	GOM_NL__2PRFIN20020831_232410_000000782009_00073_02632_2619.N1	31-AUG-2002 23:24:10	Bright	77.500	140	88Gam Peg	2.8340	26000.	155	2632	No
297	GOM_NL__2PRFIN20020831_232715_000000382009_00073_02632_2620.N1	31-AUG-2002 23:27:15	Bright	38.000	19	50Alp Cyg	1.2460	10500.	76	2632	No
298	GOM_NL__2PRFIN20020831_233211_000000392009_00073_02632_2621.N1	31-AUG-2002 23:32:11	Bright	39.000	89	5Alp Cep	2.4510	8000.0	78	2632	No
299	GOM_NL__2PRFIN20020831_233501_000000482009_00073_02632_2622.N1	31-AUG-2002 23:35:01	Bright	48.000	74	11Bet Cas	2.2680	6600.0	96	2632	No
300	GOM_NL__2PRFIN20020831_233709_000000492009_00073_02632_2623.N1	31-AUG-2002 23:37:09	Bright	48.500	76	27Gam Cas	2.3000	30000.	97	2632	No
301	GOM_NL__2PRFIN20020831_233950_000000392009_00073_02632_2624.N1	31-AUG-2002 23:39:50	Bright	38.500	49	1Alp UMi	1.9900	6300.0	77	2632	No
302	GOM_NL__2PRFIN20020831_234250_000000932009_00073_02632_2625.N1	31-AUG-2002 23:42:50	Bright	92.500	73	57Gam1And	2.2600	13100.	185	2632	No
303	GOM_NL__2PRFIN20020831_234636_000000692009_00073_02632_2626.N1	31-AUG-2002 23:46:36	Bright	68.500	35	33Alp Per	1.7950	6250.0	137	2632	No
304	GOM_NL__2PRFIN20020831_235257_000000842009_00073_02632_2627.N1	31-AUG-2002 23:52:57	Bright	84.000	149	45Eps Per	2.8880	30000.	168	2632	No
305	GOM_NL__2PRFIN20020831_235645_000000452009_00073_02632_2628.N1	31-AUG-2002 23:56:45	Bright	44.500	24	66Alp Gem	1.5800	10200.	89	2632	No
306	GOM_NL__2PRFIN20020831_235923_000000662009_00073_02632_2629.N1	31-AUG-2002 23:59:23	Tw_i_and_stray	66.000	28	12Bet Tau	1.6500	15200.	132	2632	No

3. Quality information per product

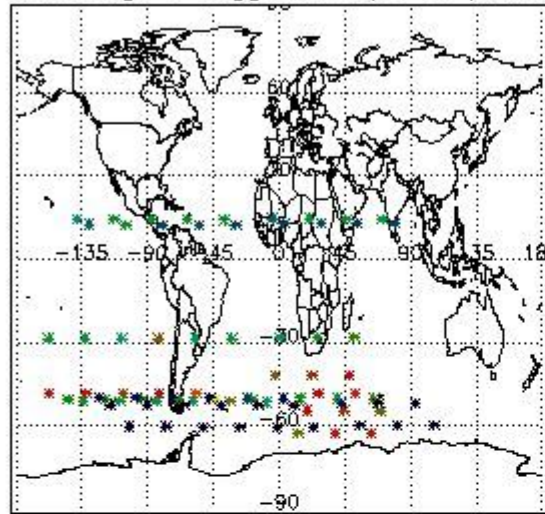
In this section it is plotted some information contained in the Quality Summary data set of the level 2 products. Only products in dark limb conditions and without errors (error flag in the MPH set to "0") are used.

3.1 Plot quality information per product (time dependant)

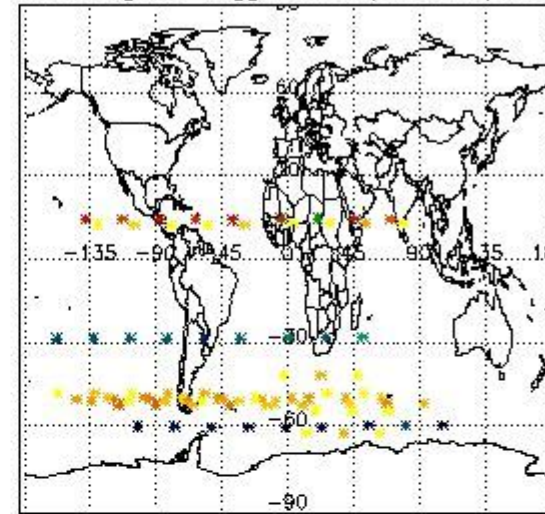


3.2 Plot quality information per product (world map)


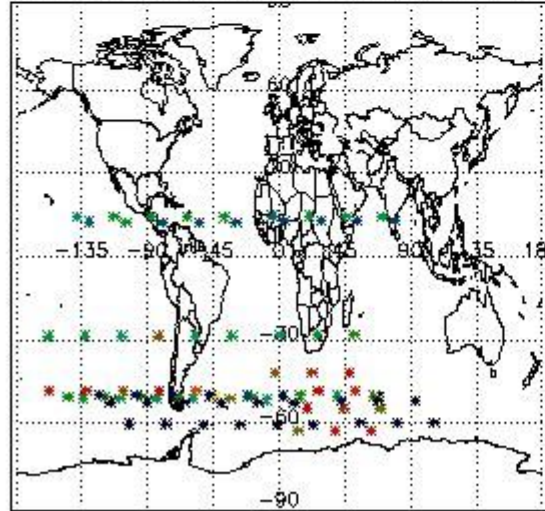
Percentage of flagged data per O3 profile



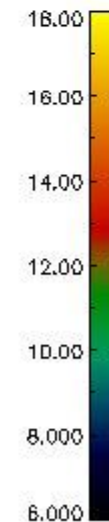
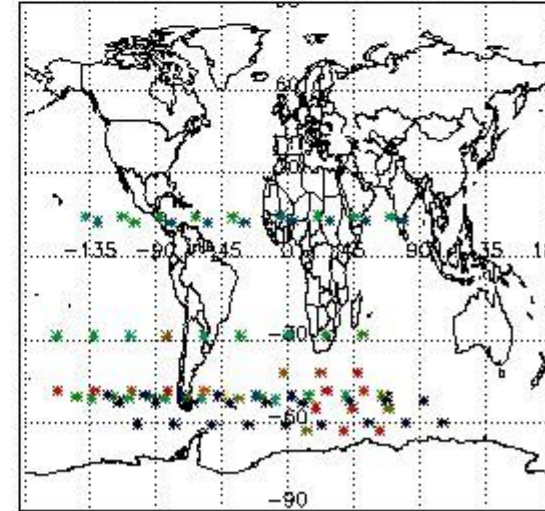
Percentage of flagged data per H2O profile



Percentage of flagged data per NO2 profile



Percentage of flagged data per NO3 profile

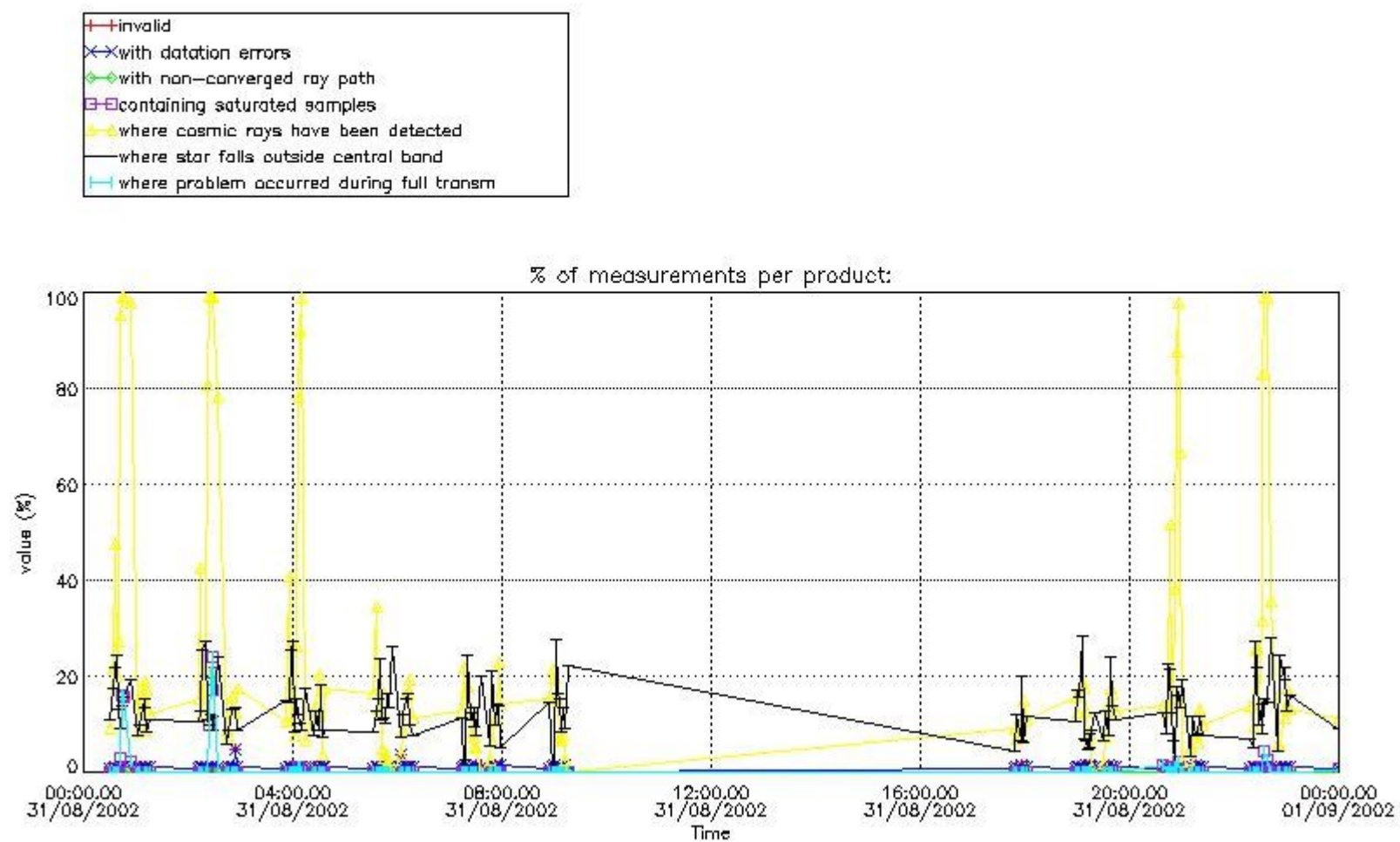


4. Level 1 quality information per product

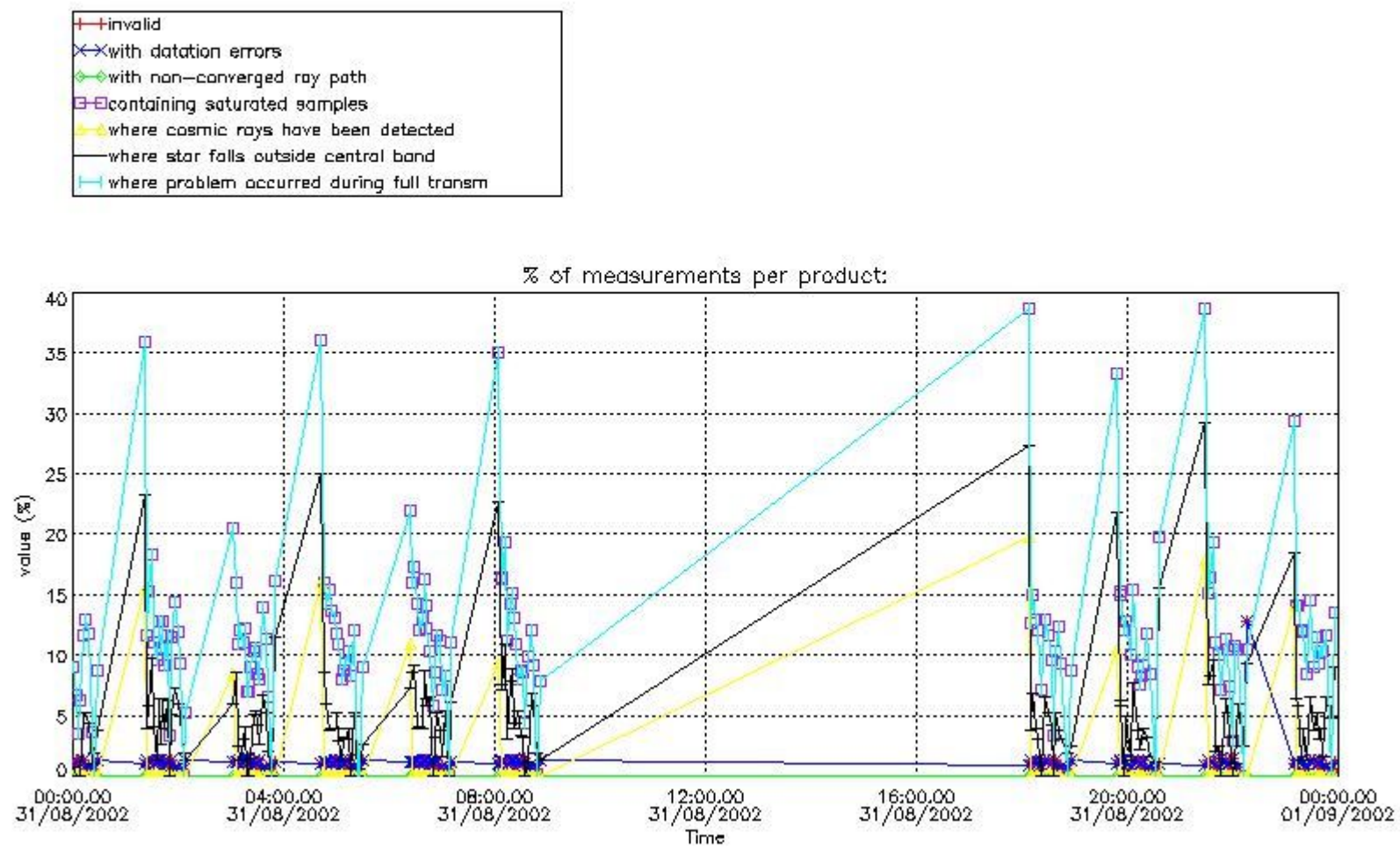
In this section it is plotted some information contained in the Quality Summary data set of the level 2 products that comes from the level 1b processing. Products without errors (error flag in the MPH set to "0") are used.

4.1 Plot quality information per product (time dependant) coming from level 1b processing

4.1.1 Plot level 1 quality information per product (time dependant): ENVISAT ASCENDING passes



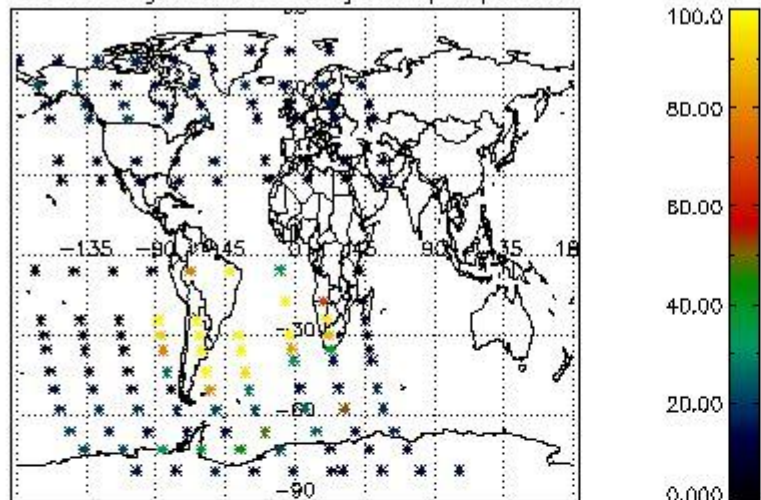
4.1.2 Plot level 1 quality information per product (time dependant): ENVISAT DESCENDING passes



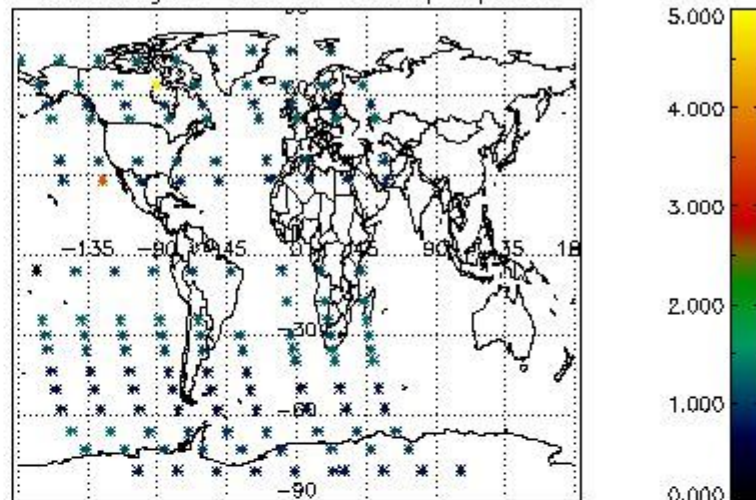
4.2 Plot quality information per product coming from level 1b processing (world map)

4.2.1 Plot level 1 quality information per product (world map): ENVISAT ASCENDING passes

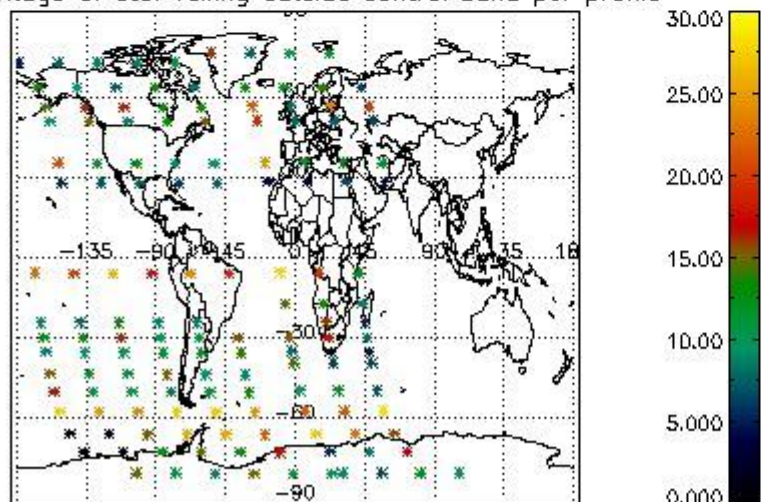
Percentage of cosmic ray hits per profile



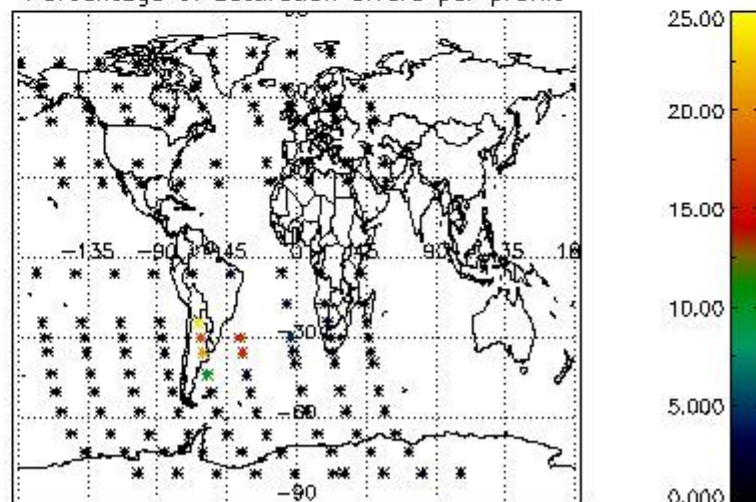
Percentage of datation errors per profile



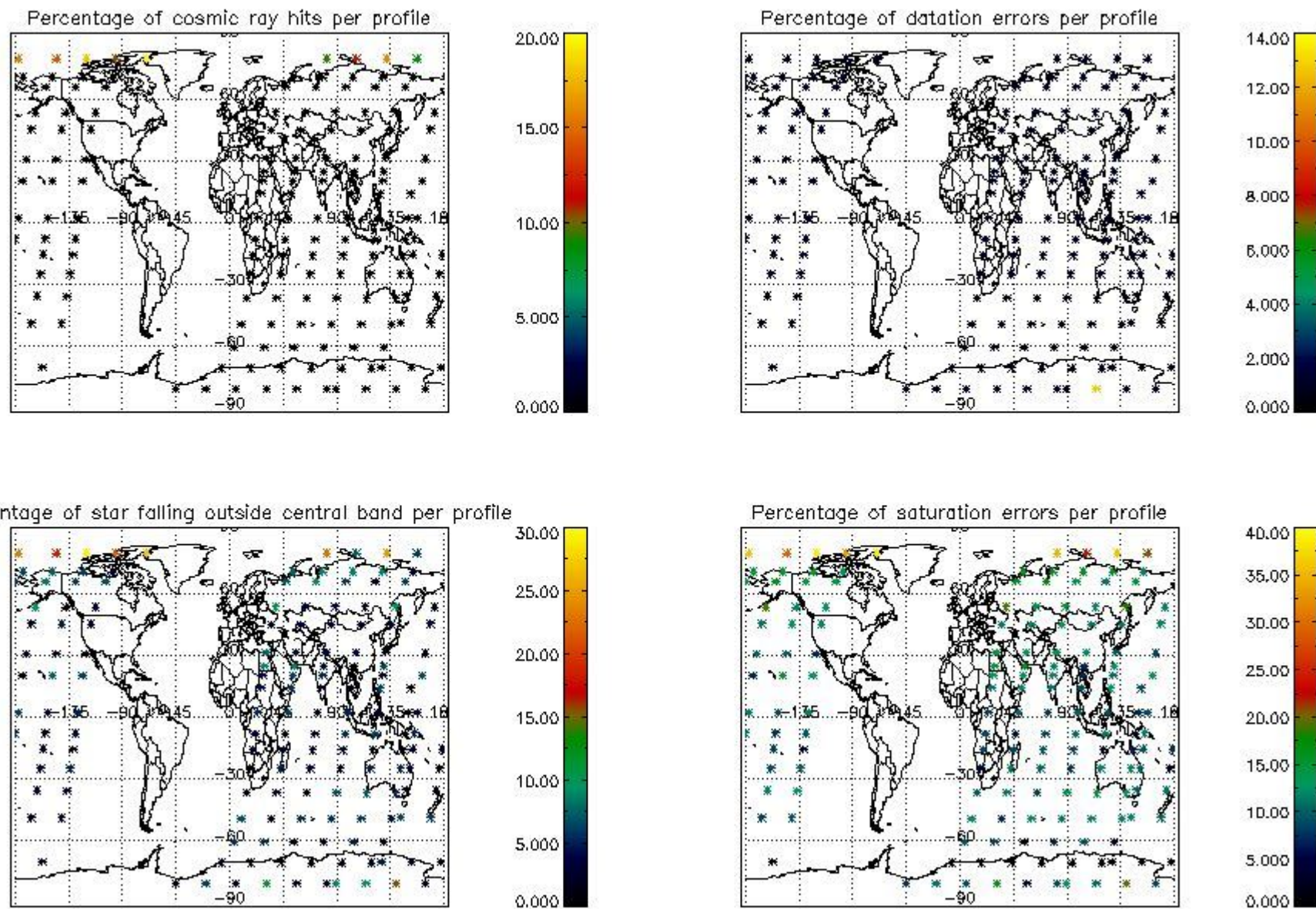
Percentage of star falling outside central band per profile



Percentage of saturation errors per profile



4.2.2 Plot level 1 quality information per product (world map): ENVISAT DESCENDING passes



5. Trace gas profiles

5.1 Ozone statistics based on quality of products

The final quality of the products can be "measured" using the STD (Standard Deviation) attached to every point profile. This information is written to the parameter GOM_NL__2P/NL_LOCAL_SPECIES_DENSITY/o3_std of the level 2 products. The table below shows the statistics for given STD ranges.

The statistics are given with respect to the overall valid production:

- Products without fatal errors: GOM_NL__2P/MPH/PRODUCT_ERR=0
- Valid point profile: GOM_NL__2P/NL_LOCAL_SPECIES_DENSITY/pcd(0)=0

The 'Criteria' is applied to valid points of dark limb products:

- Products in dark limb illumination condition: GOM_NL__2P/NL_SUMMARY_QUALITY/obs_ill_cond=0
- Products without fatal errors: GOM_NL__2P/MPH/PRODUCT_ERR=0
- Valid point profile: GOM_NL__2P/NL_LOCAL_SPECIES_DENSITY/pcd(0)=0

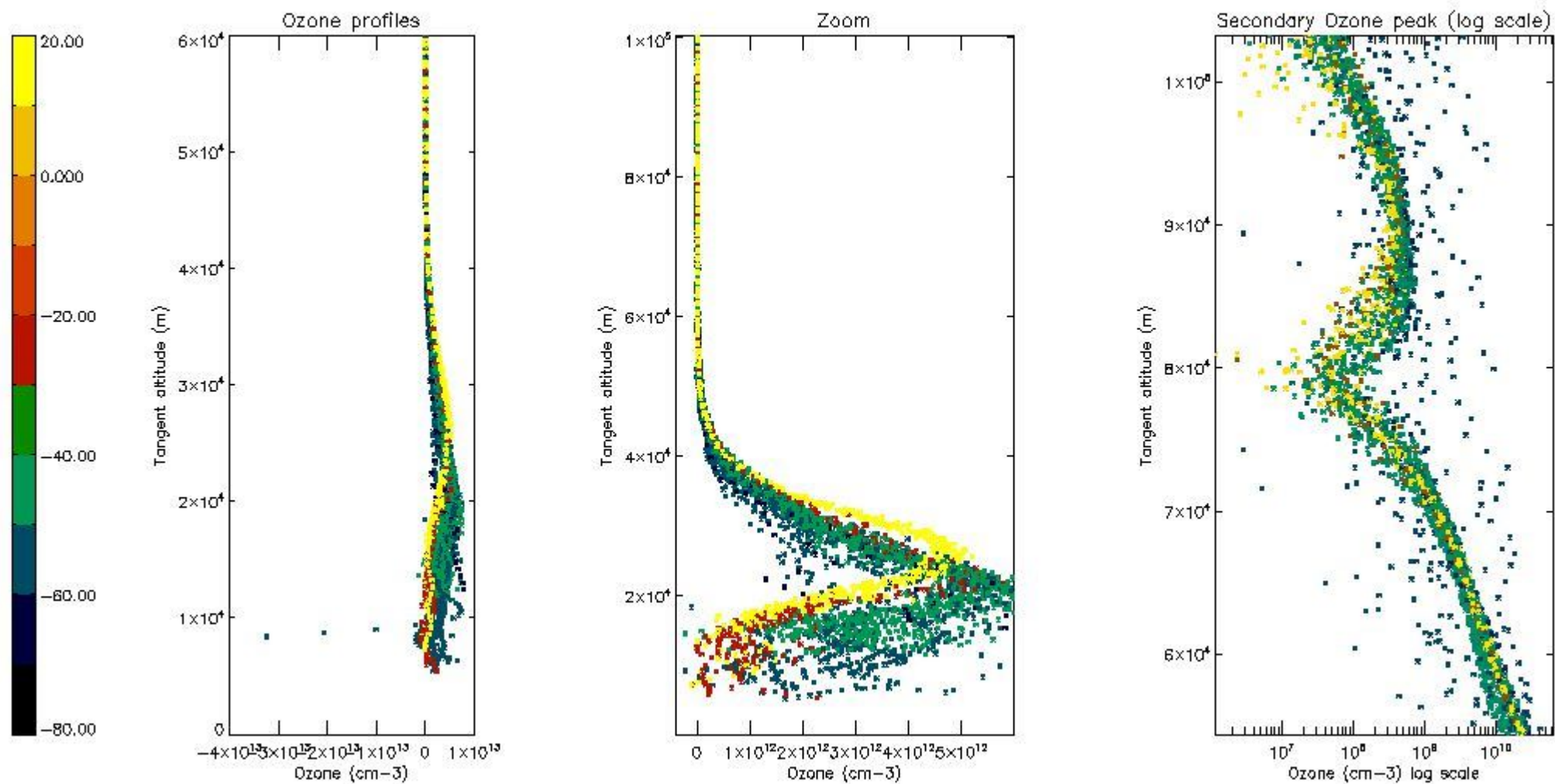
So, the table below shows the percentage of dark limb and valid observations for each criteria with respect to the overall valid daily observations.

Criteria	% of total production
All STD	28
STD < 20	19

STD < 10	17
STD < 5	14

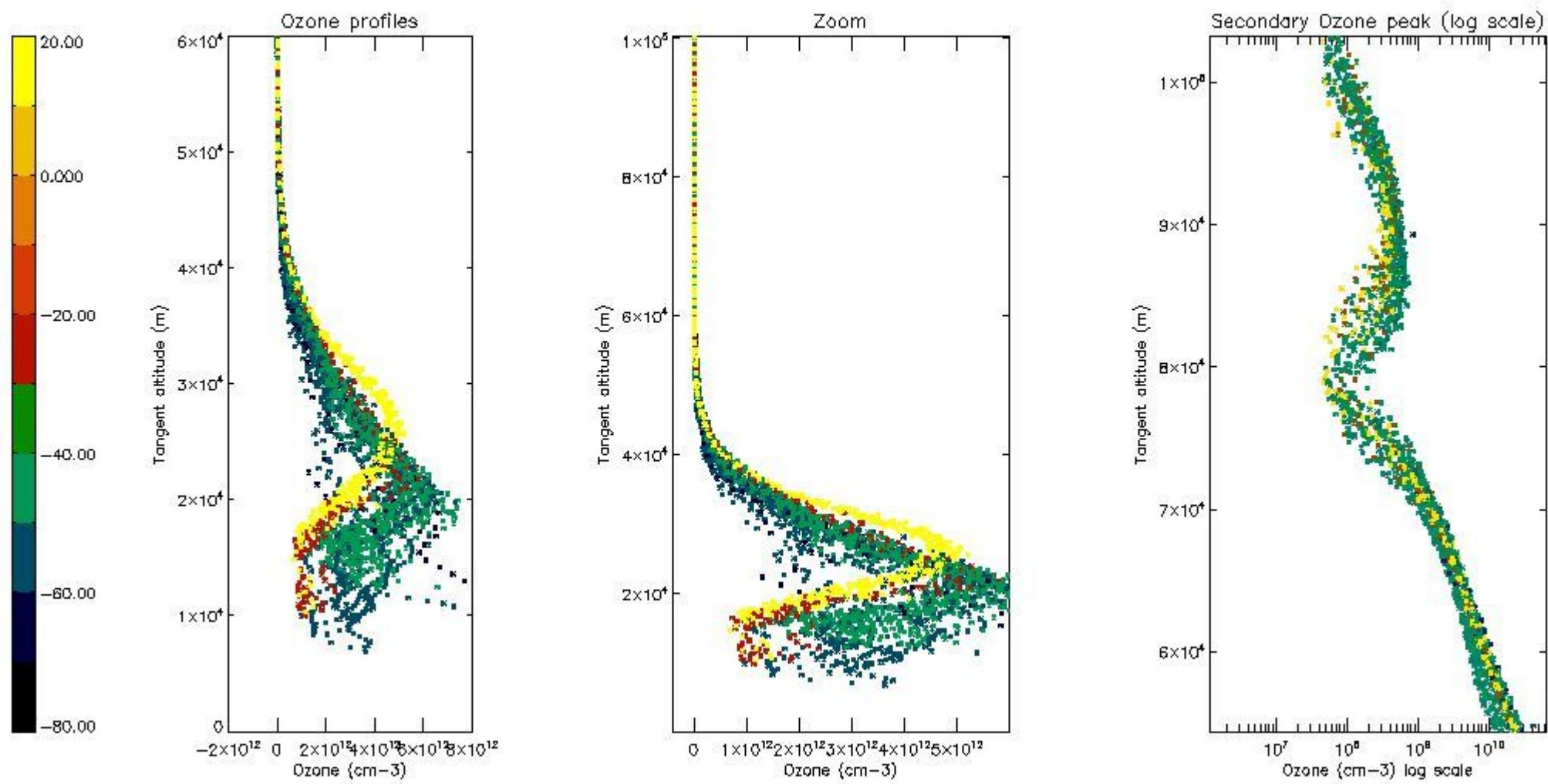
5.2 Plot ozone profiles for all STD (dark without errors)

The colorbar represents the latitude.



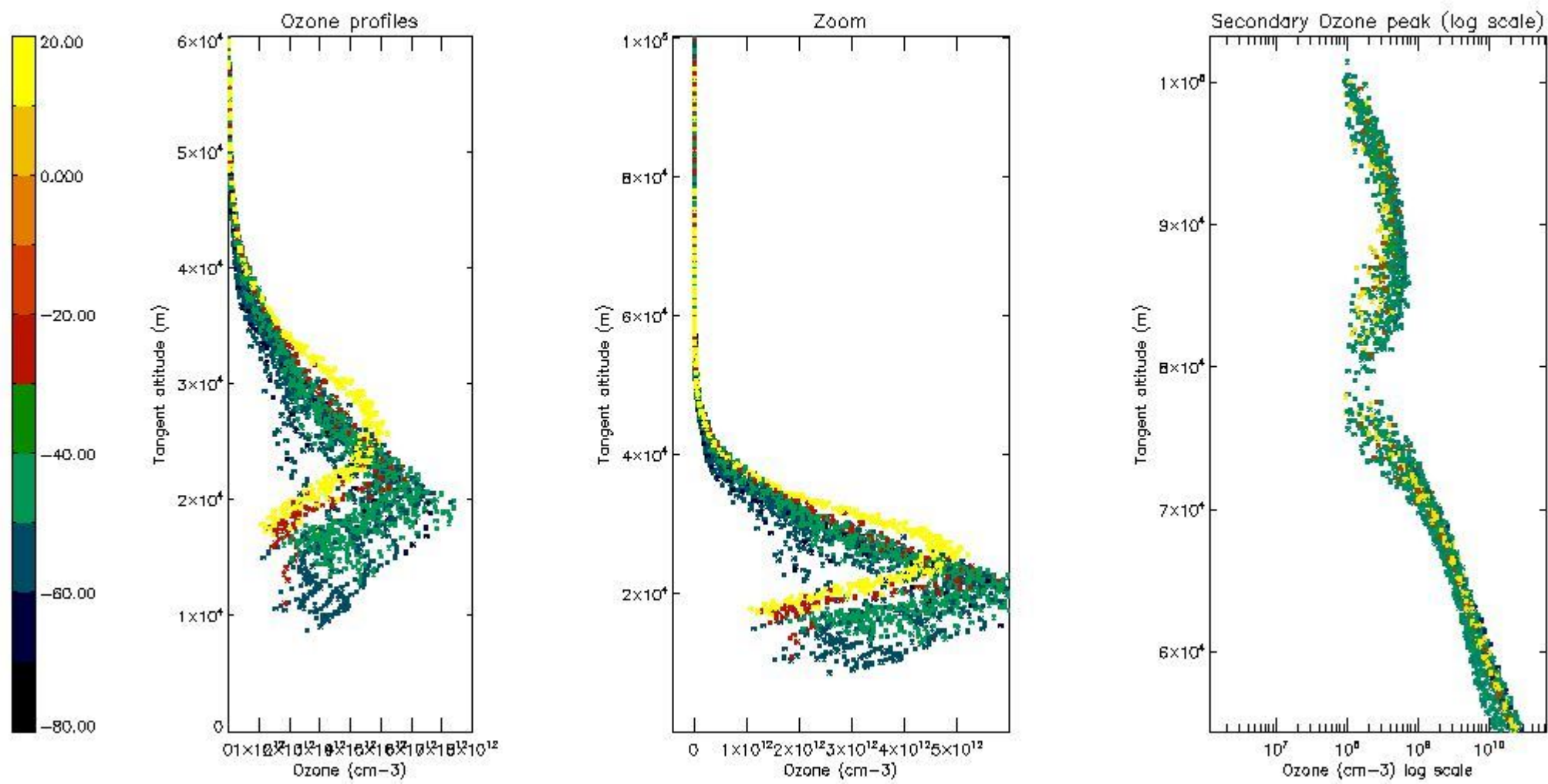
5.3 Plot ozone profiles where STD < 20% (dark without errors)

The colorbar represents the latitude.



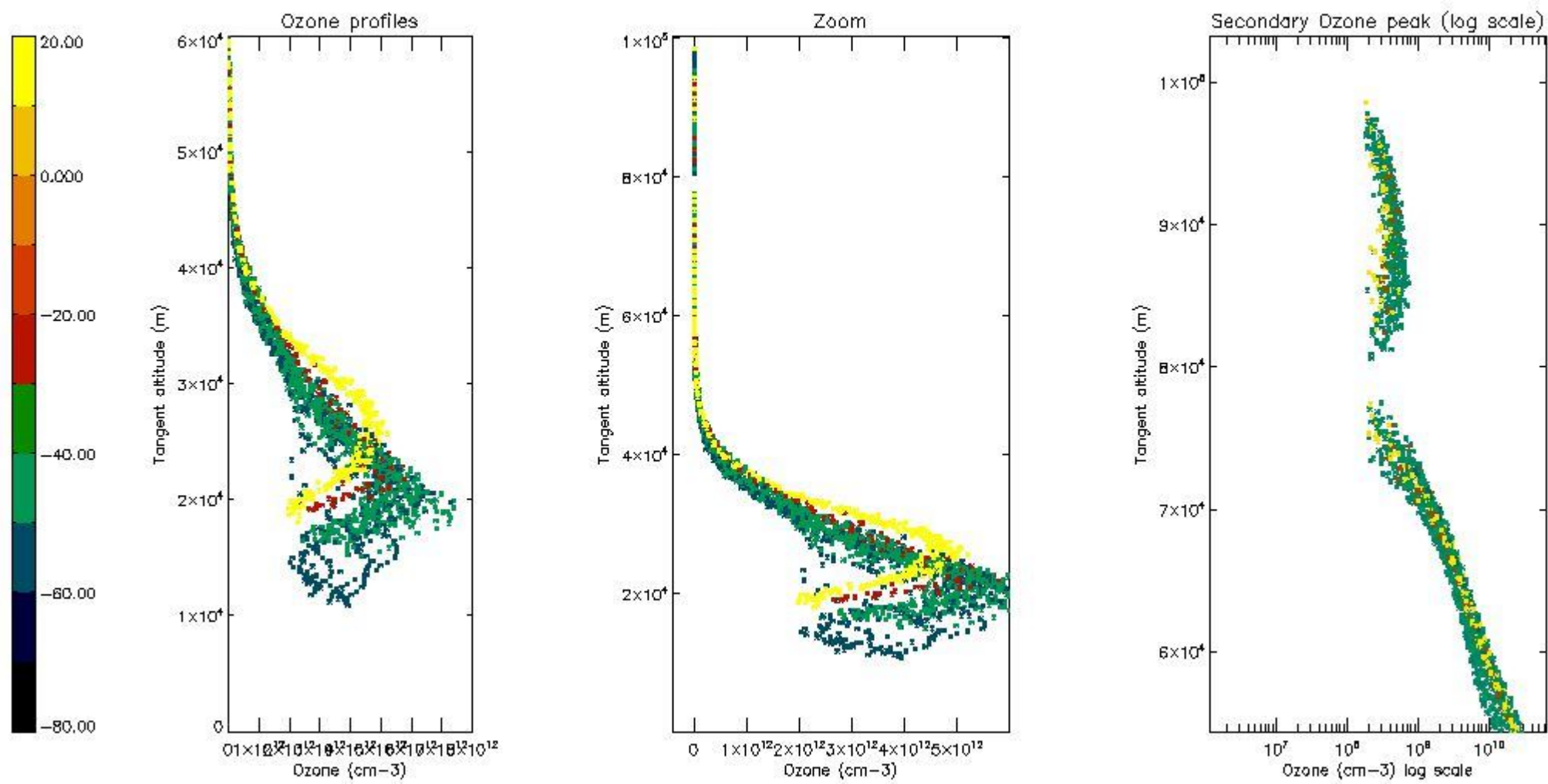
5.4 Plot ozone profiles where STD < 10% (dark without errors)

The colorbar represents the latitude.



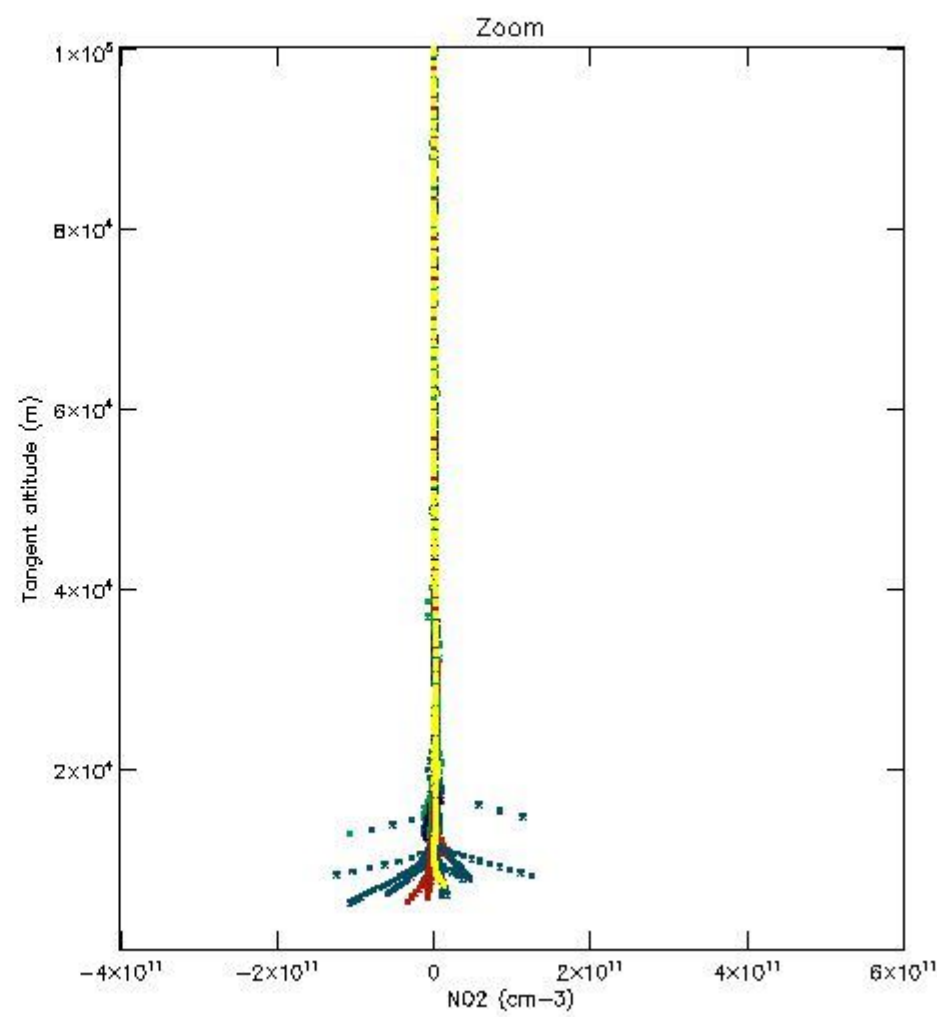
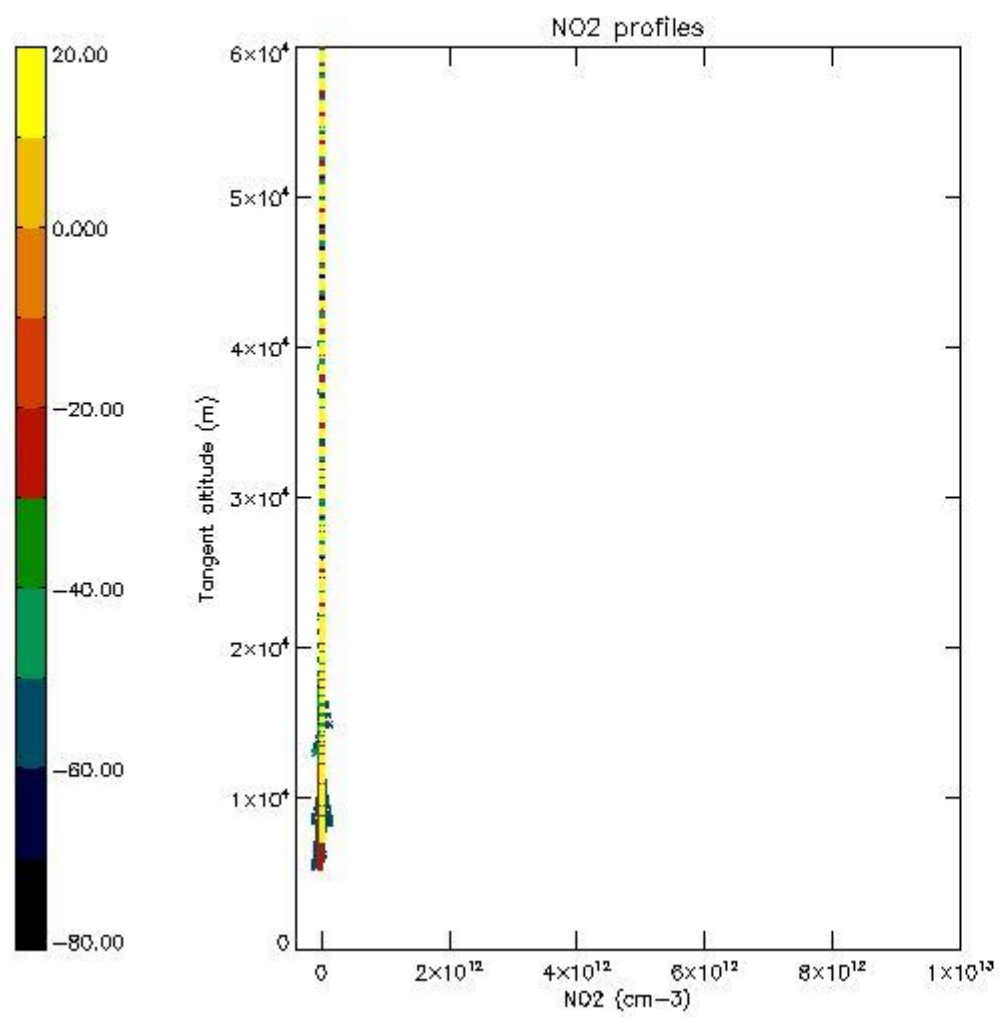
5.5 Plot ozone profiles where STD < 5% (dark without errors)

The colorbar represents the latitude.



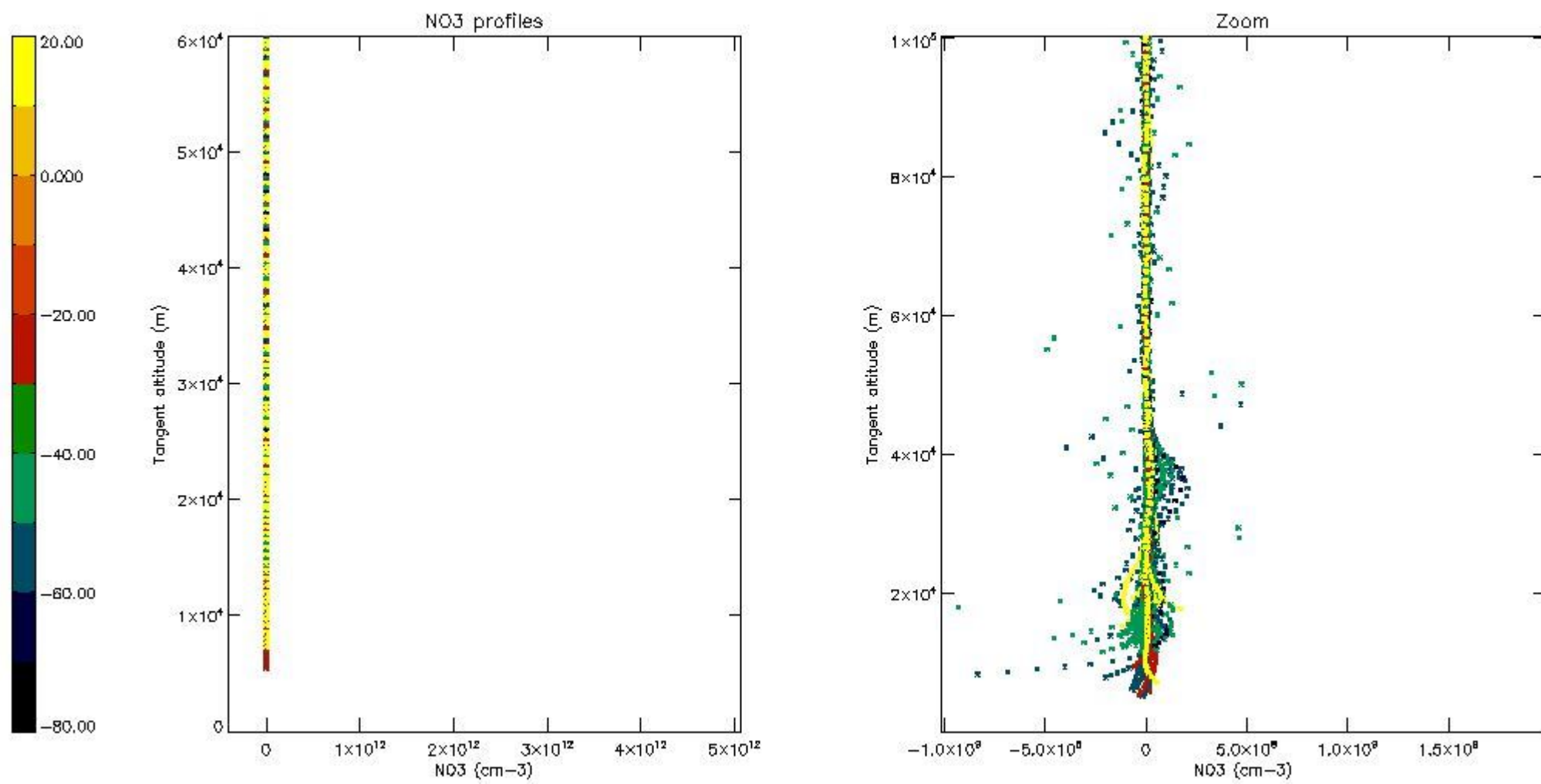
5.6 Plot NO₂ profiles for all STD (dark without errors)

The colorbar represents the latitude.



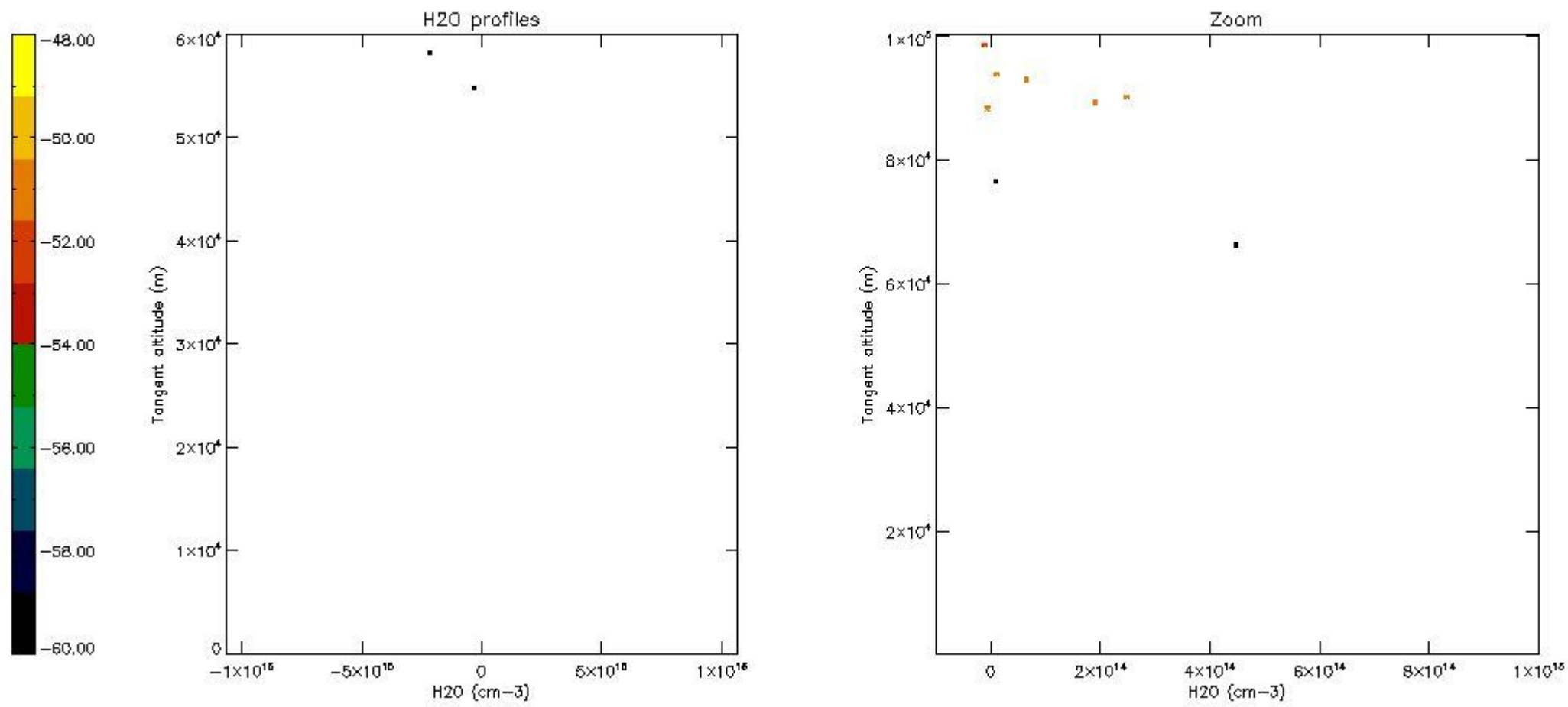
5.7 Plot NO3 profiles for all STD (dark without errors)

The colorbar represents the latitude.



5.8 Plot H₂O profiles for all STD (only for occultations of stars 1,2,3,4,13,14,16,26,63 dark without errors)

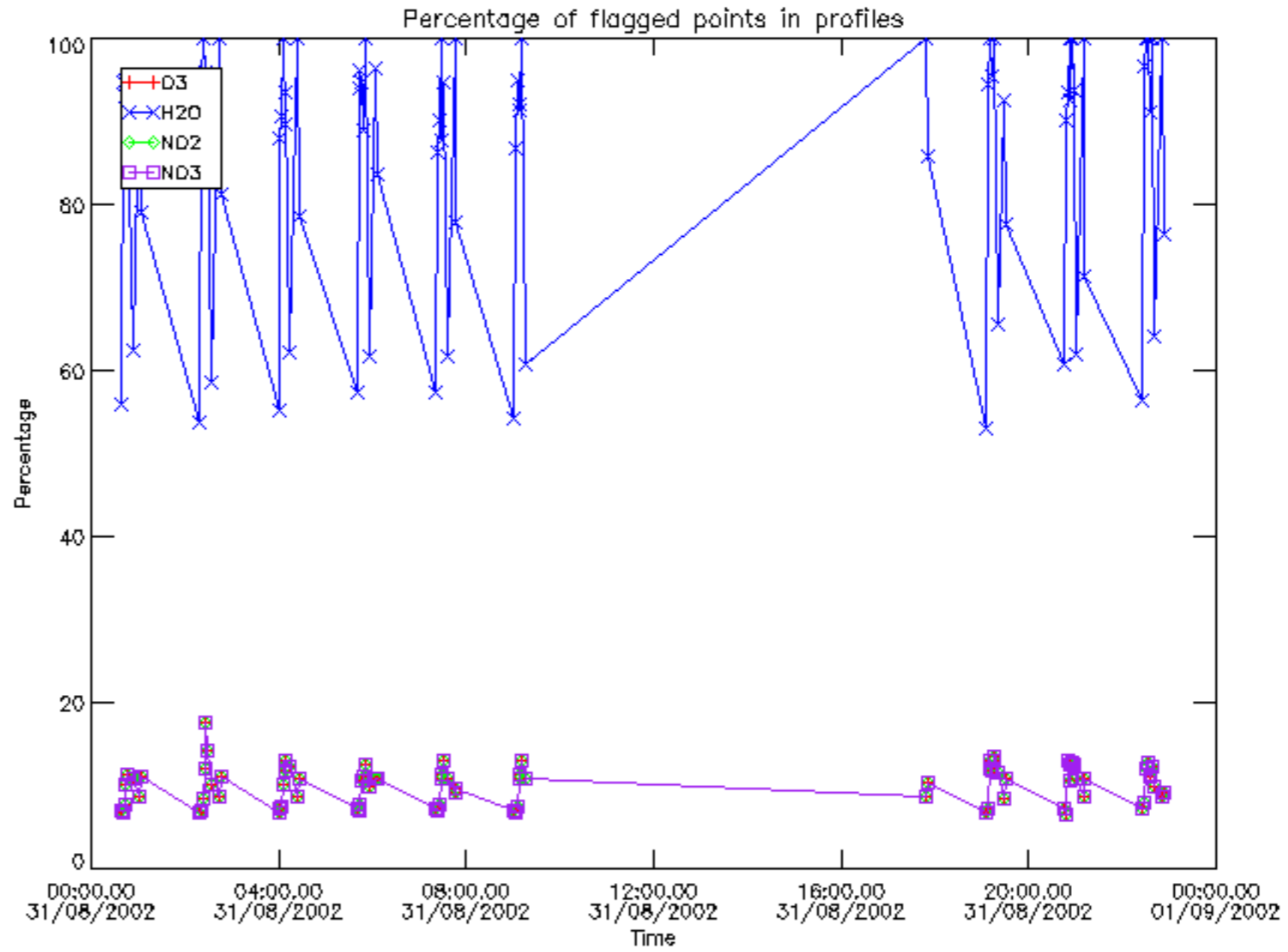
The colorbar represents the latitude.



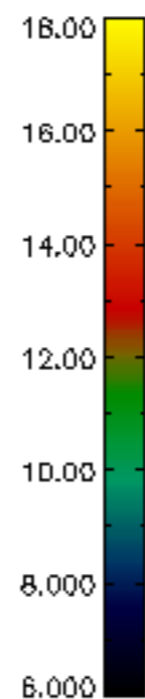
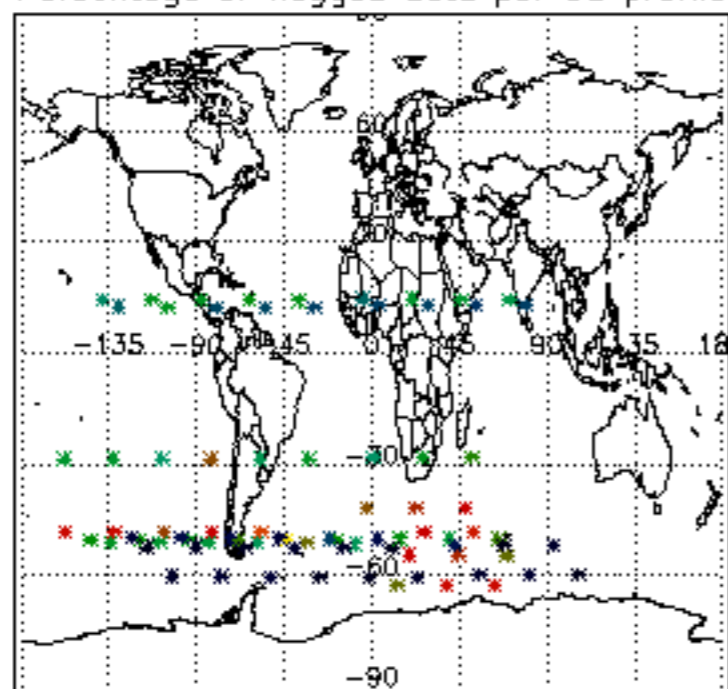
6. Auxiliary Data Files used for the production reported in section 2

The number reported in the third column indicates since which file (see list in section 2) the corresponding auxiliary file has been used. The fourth column is the date of those product files.

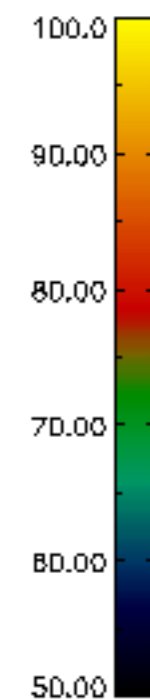
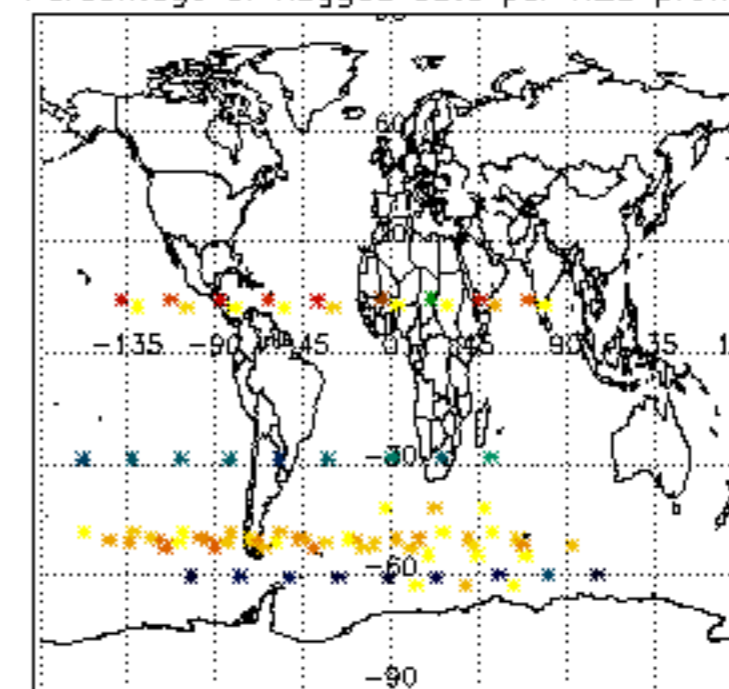
Type	Auxiliary Filename	Used since product	Used since product date
INST_PHYS_CHARACTERISTICS	GOM_INS_AXNIEC20050627_150440_20020301_000000_20100101_000000	1	31-AUG-2002 00:00:34
LEVEL-2_PROC_CONFIG	GOM_PR2_AXVIEC20091111_152718_20020301_000000_20500101_000000	1	31-AUG-2002 00:00:34
CROSS_SECTIONS_FILE	GOM_CRS_AXVIEC20091111_154832_20020301_000000_20500101_000000	1	31-AUG-2002 00:00:34



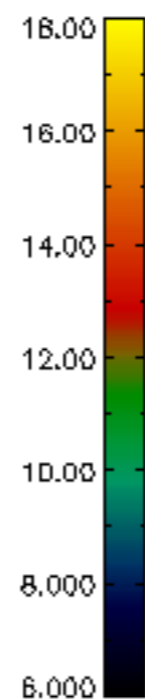
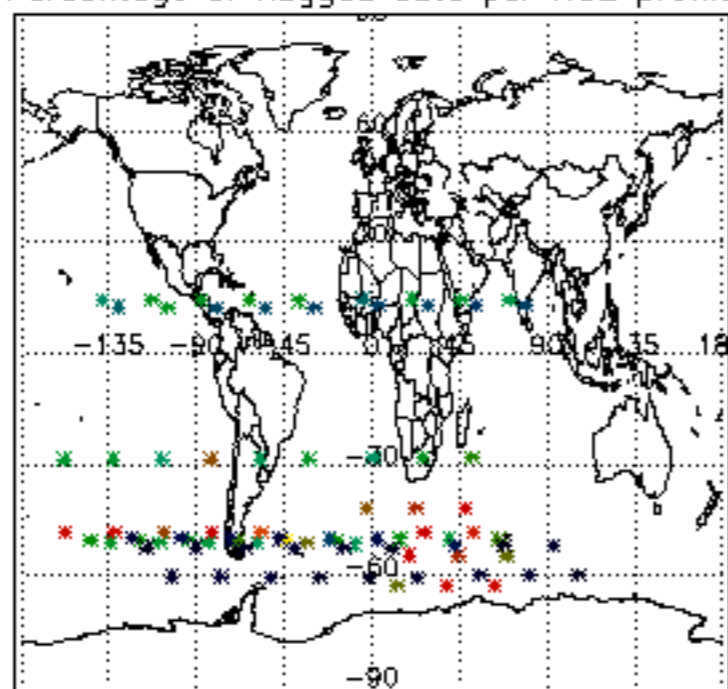
Percentage of flagged data per D3 profile



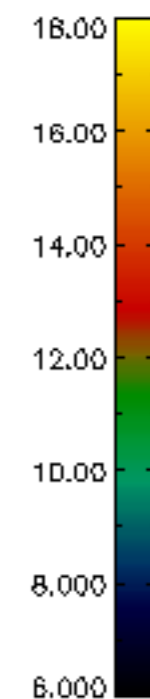
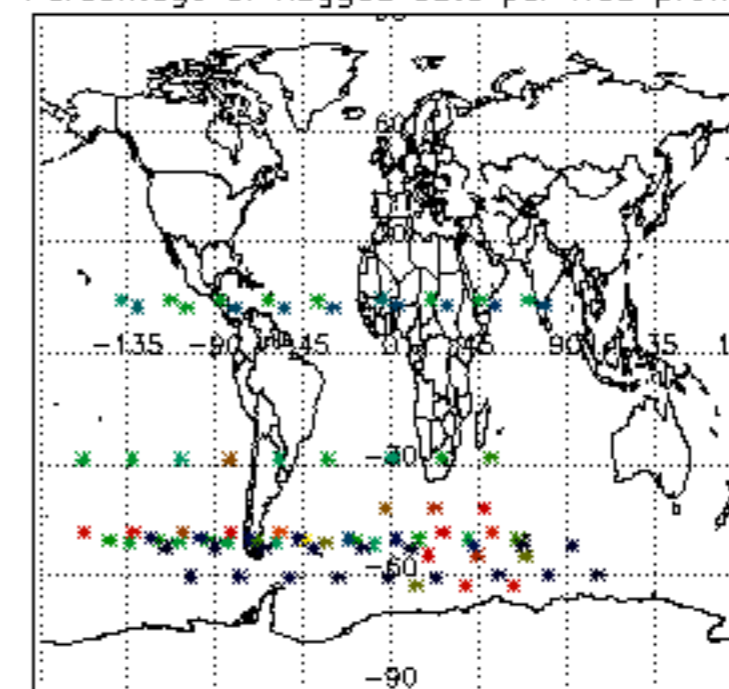
Percentage of flagged data per H2O profile

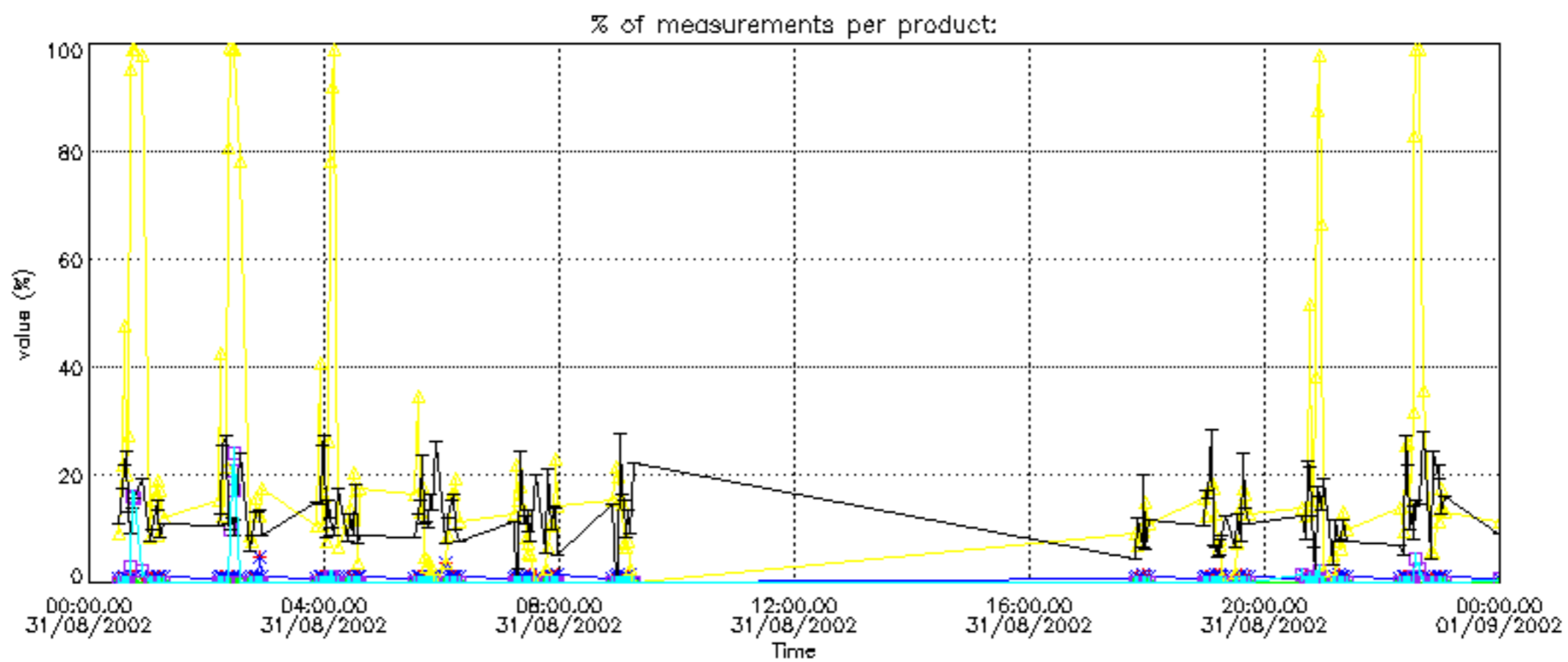


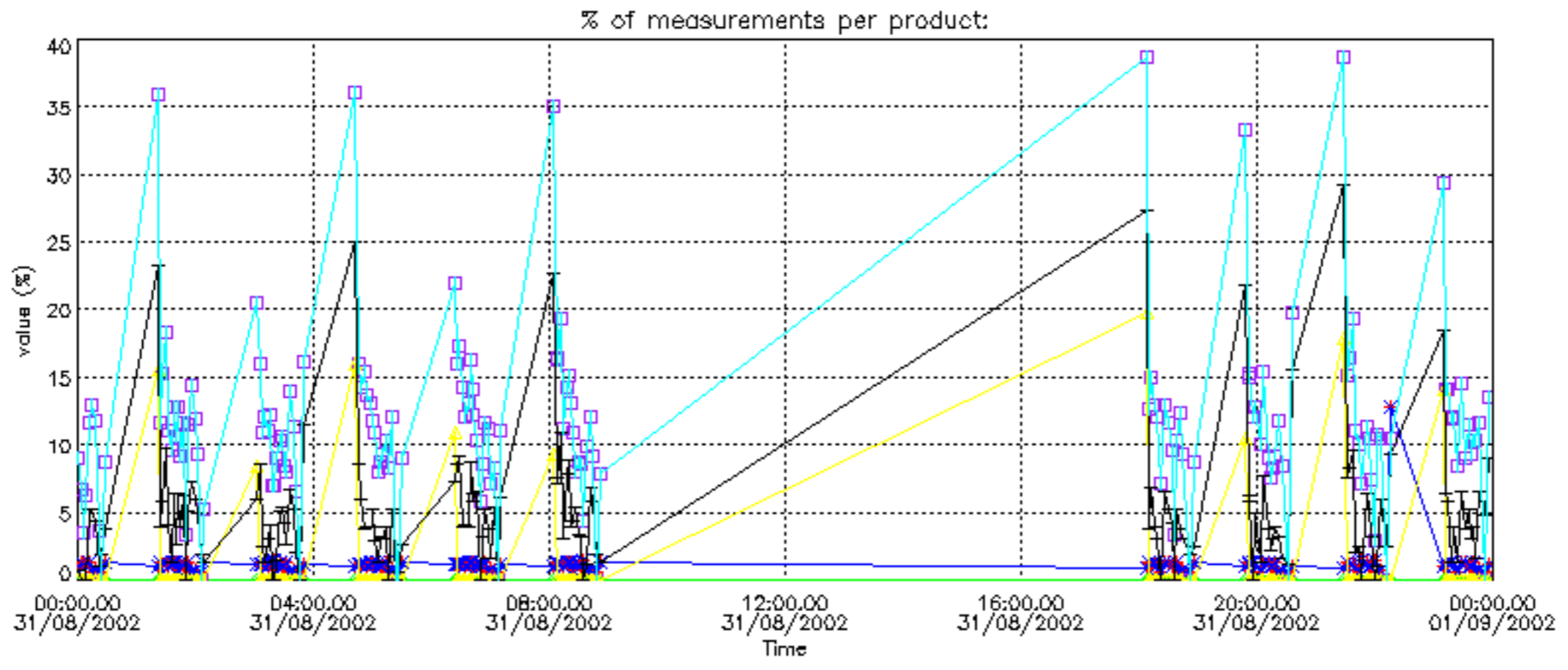
Percentage of flagged data per NO2 profile



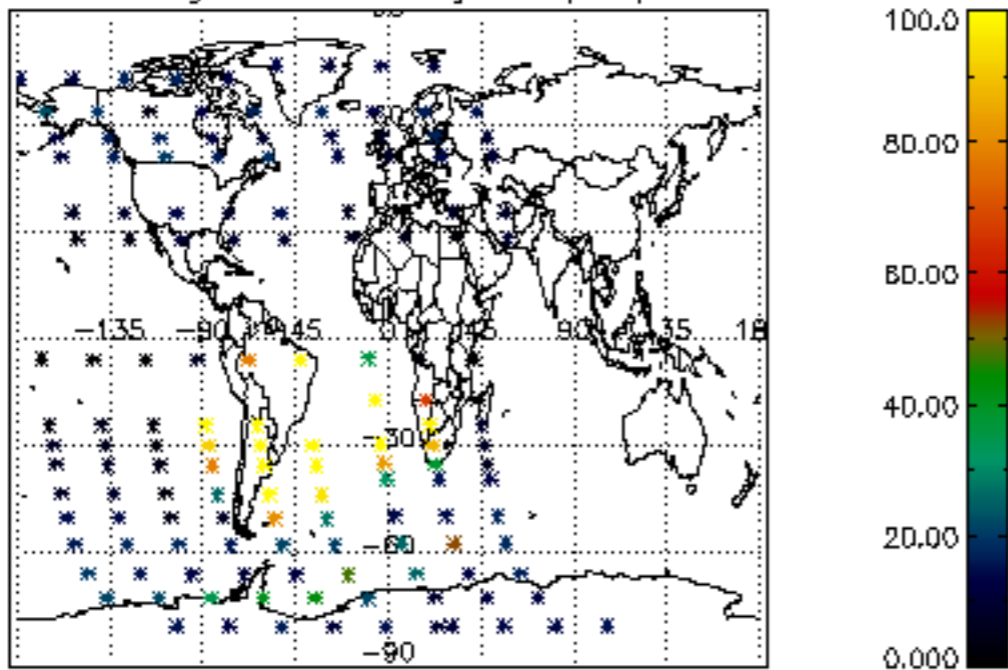
Percentage of flagged data per NO3 profile



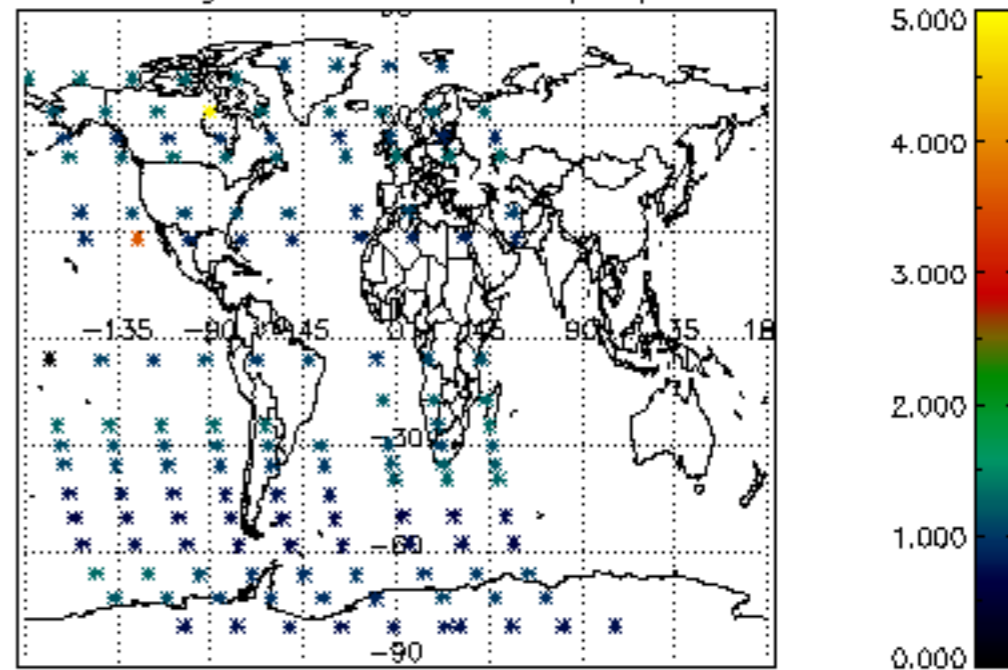




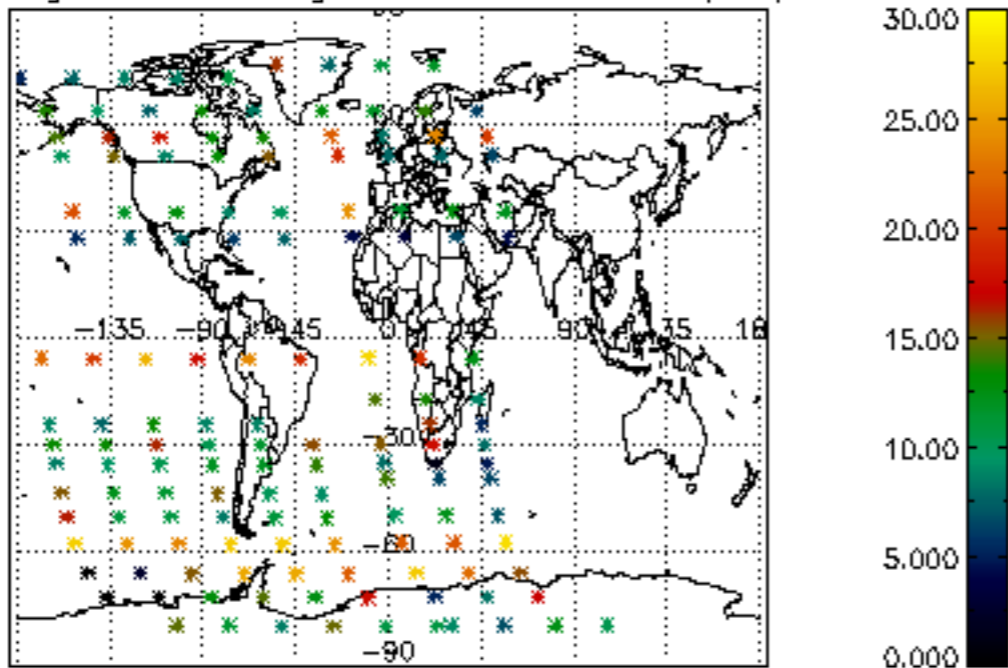
Percentage of cosmic ray hits per profile



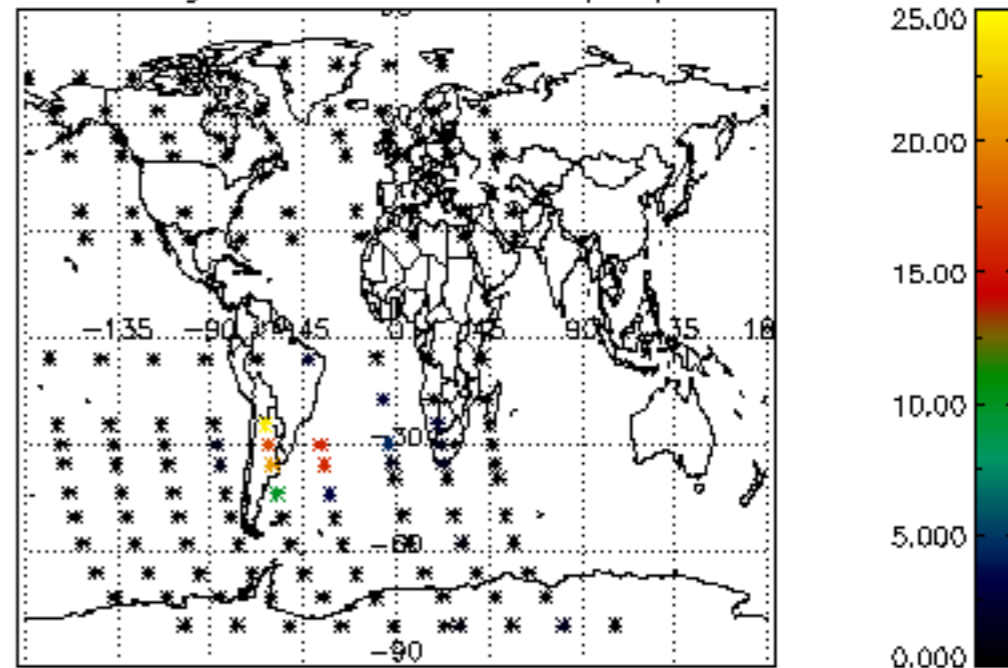
Percentage of datation errors per profile



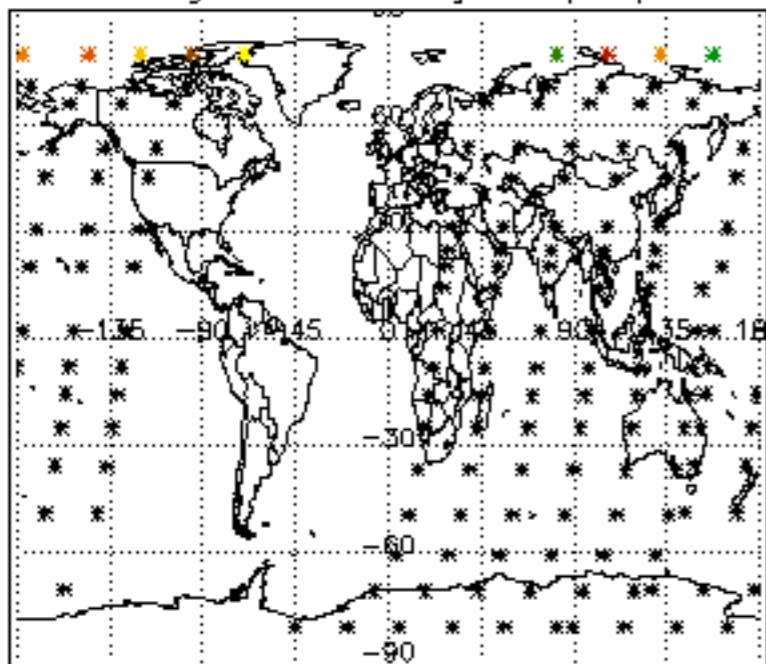
Percentage of star falling outside central band per profile



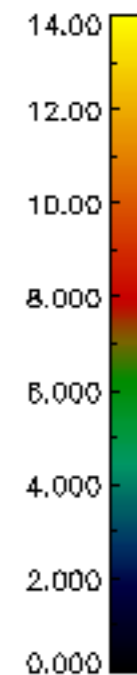
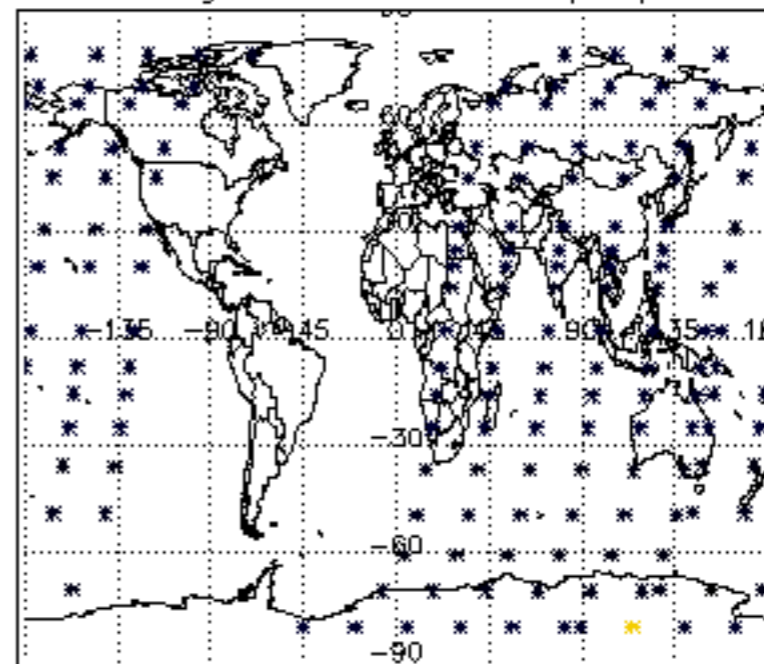
Percentage of saturation errors per profile



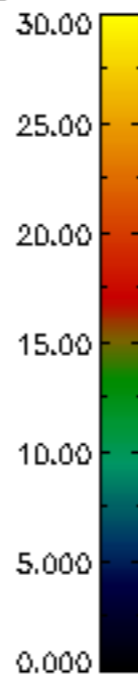
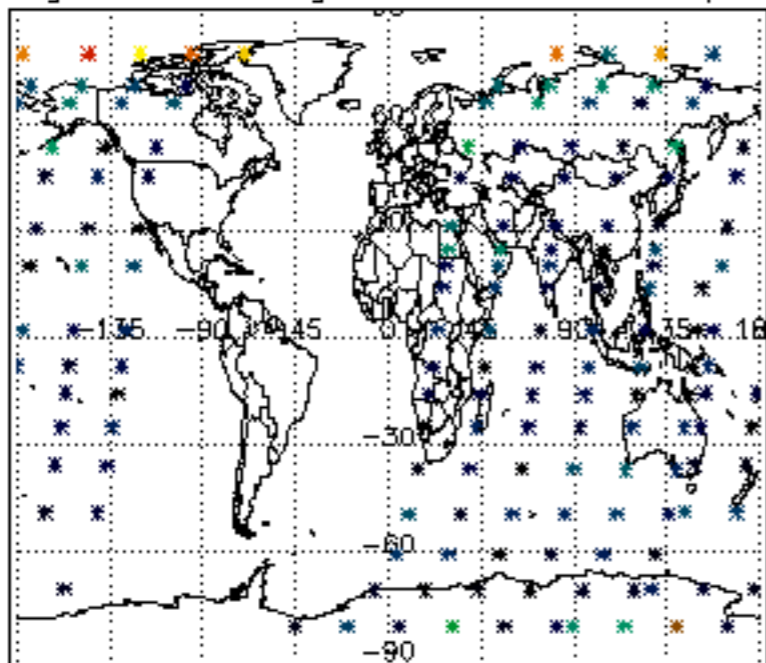
Percentage of cosmic ray hits per profile



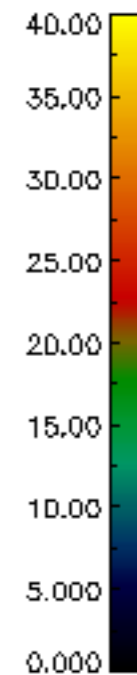
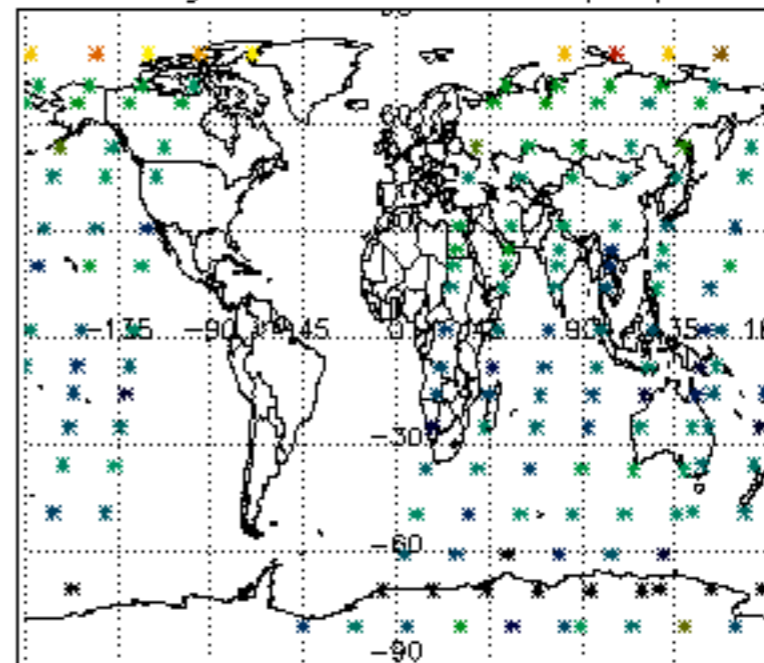
Percentage of datation errors per profile

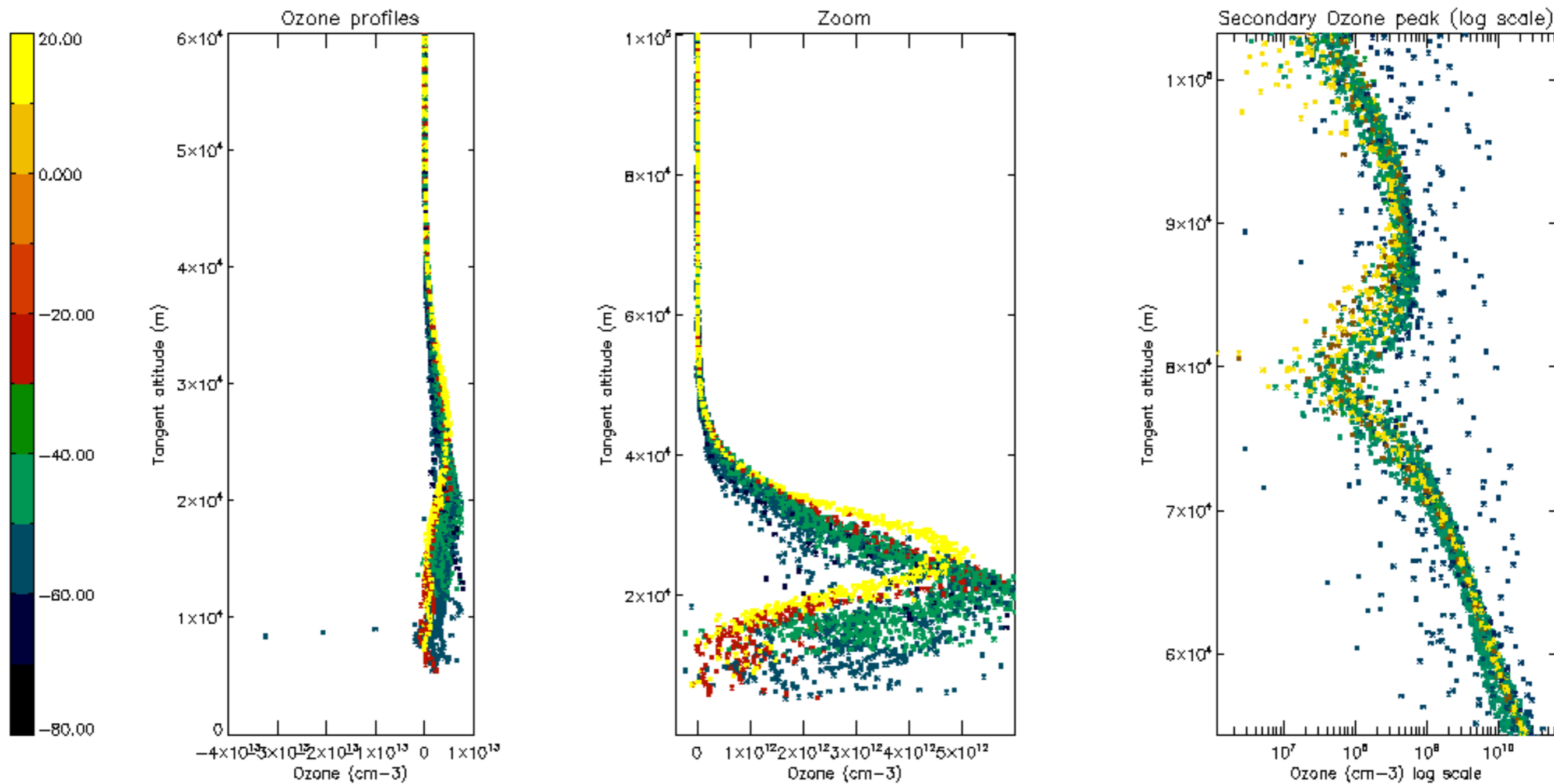


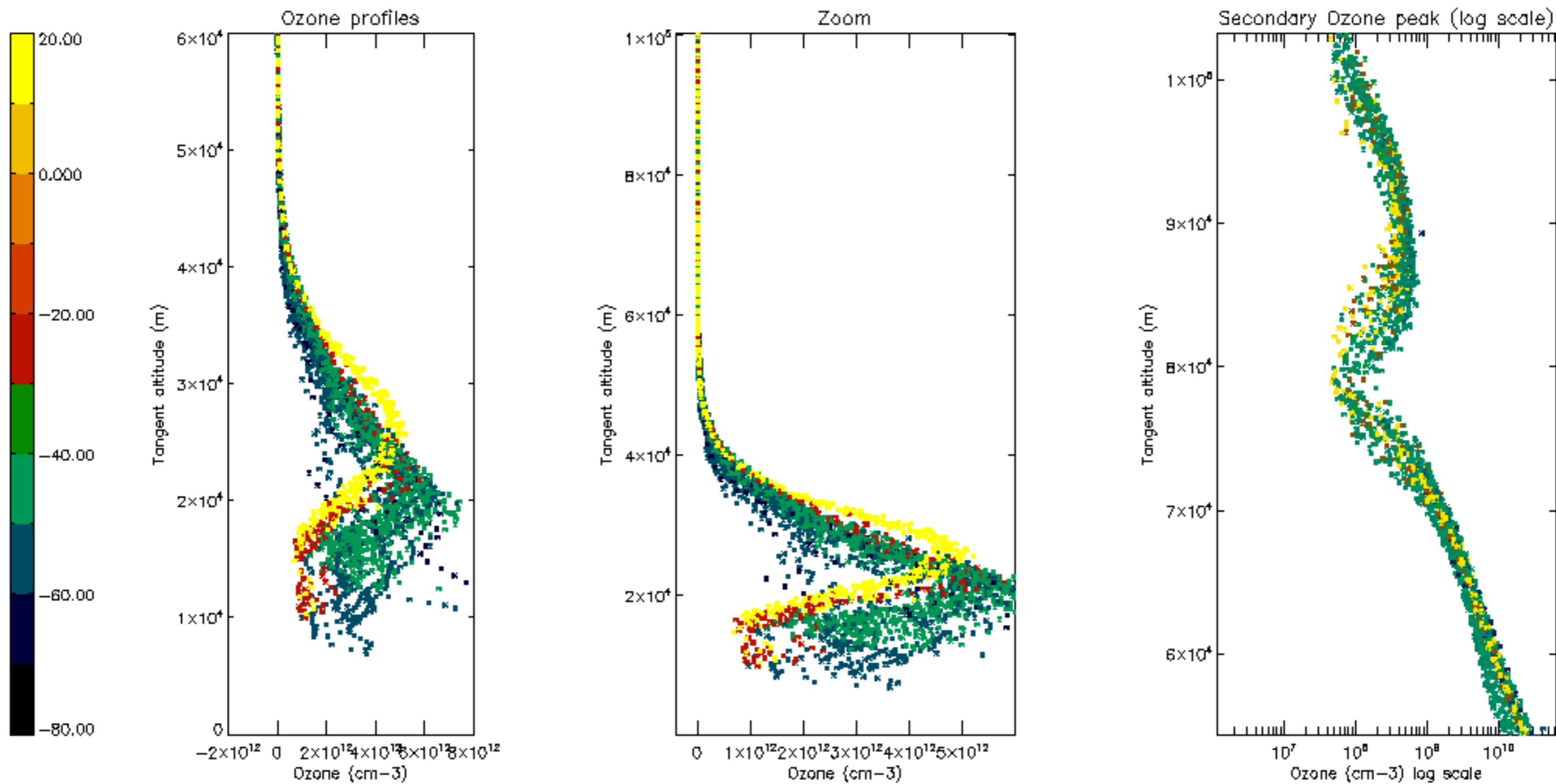
Percentage of star falling outside central band per profile

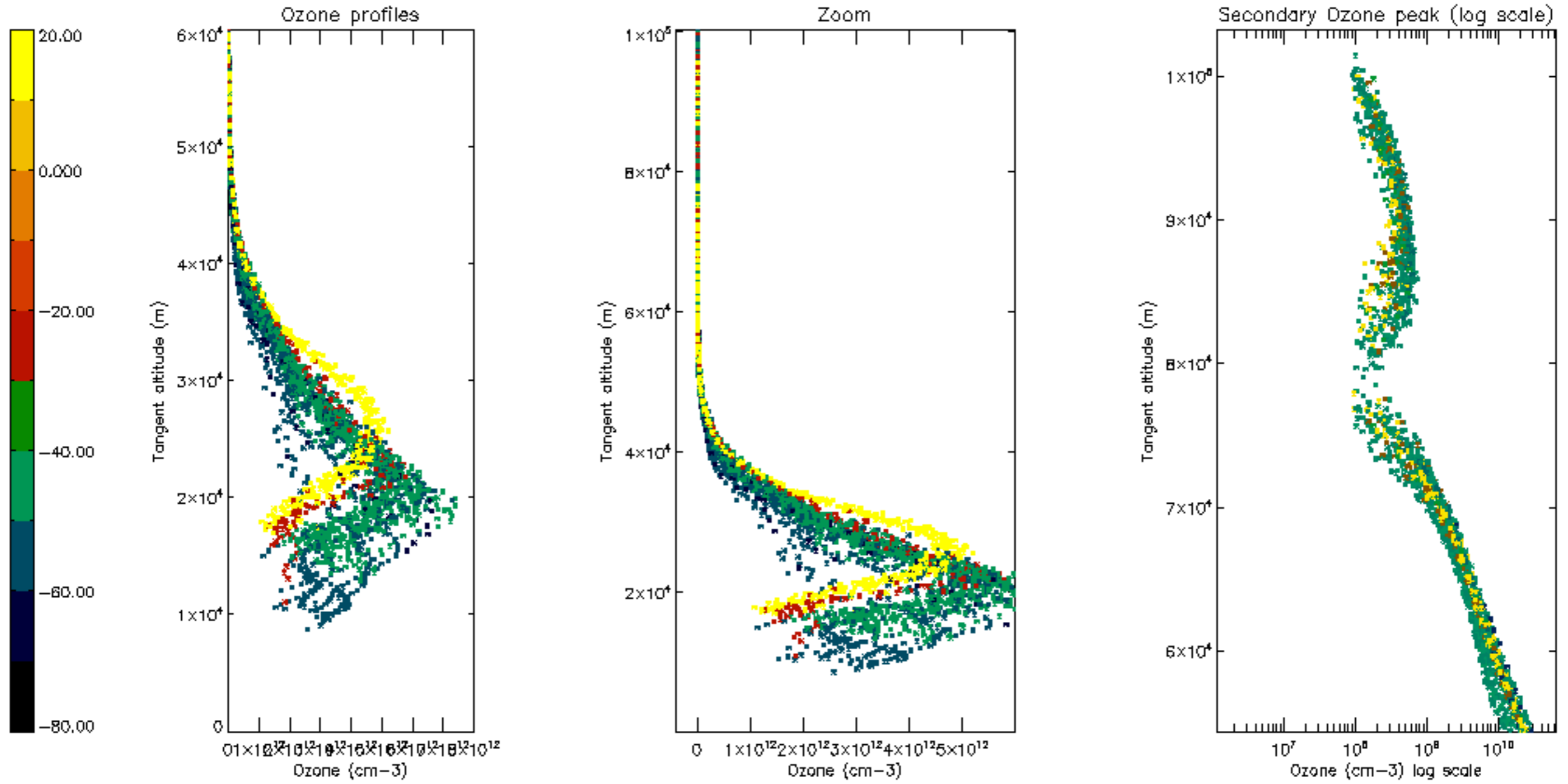


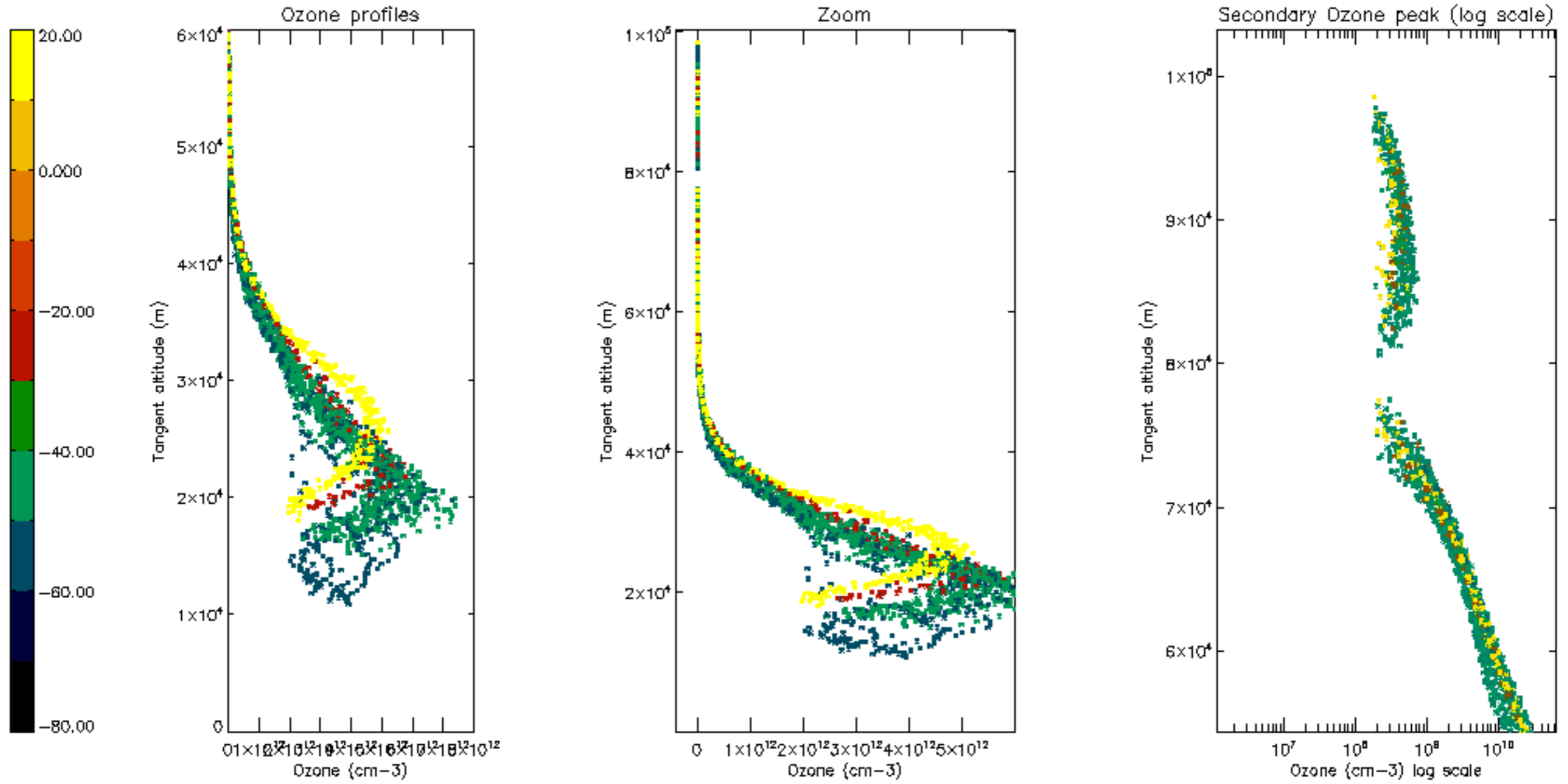
Percentage of saturation errors per profile

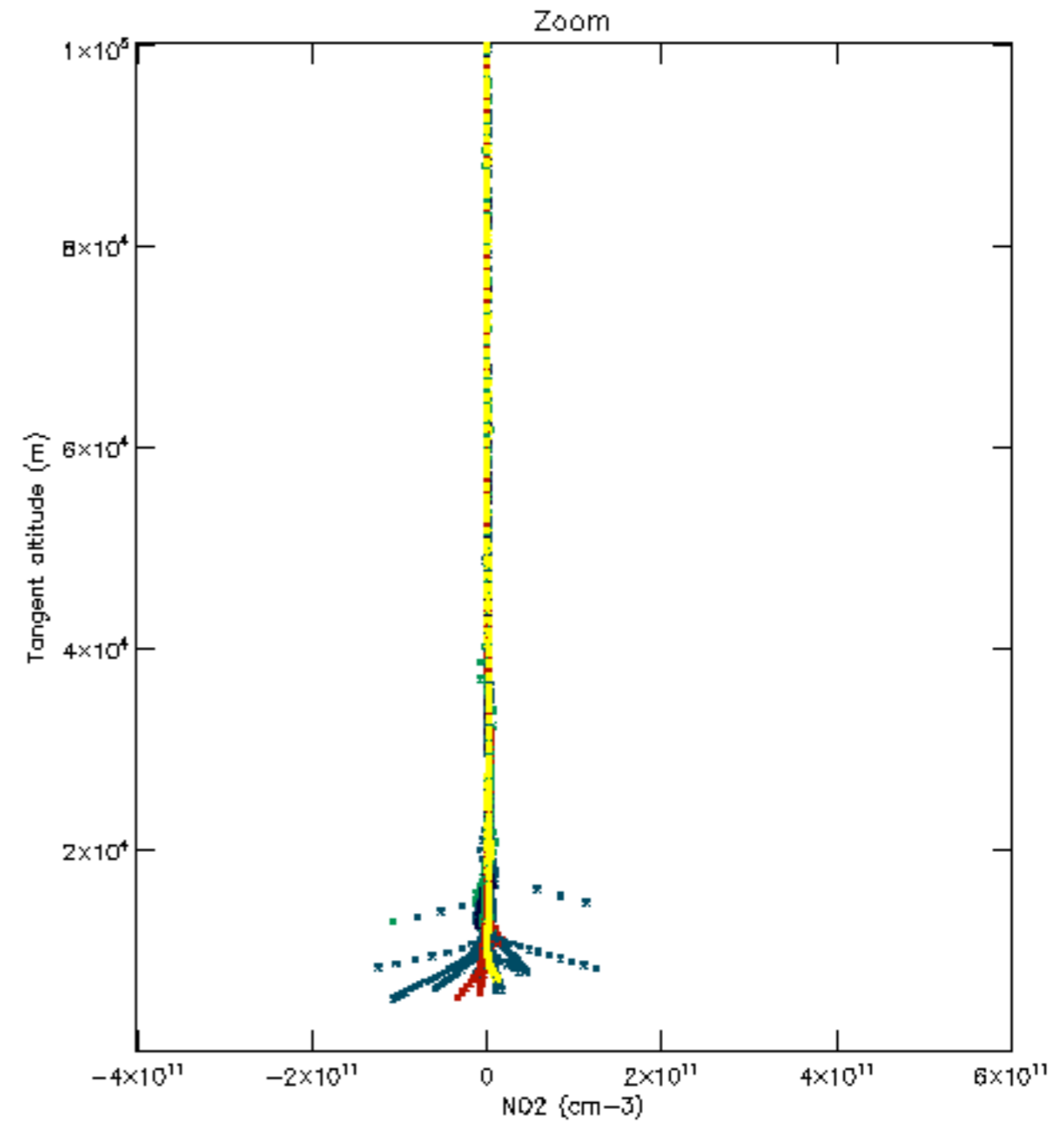
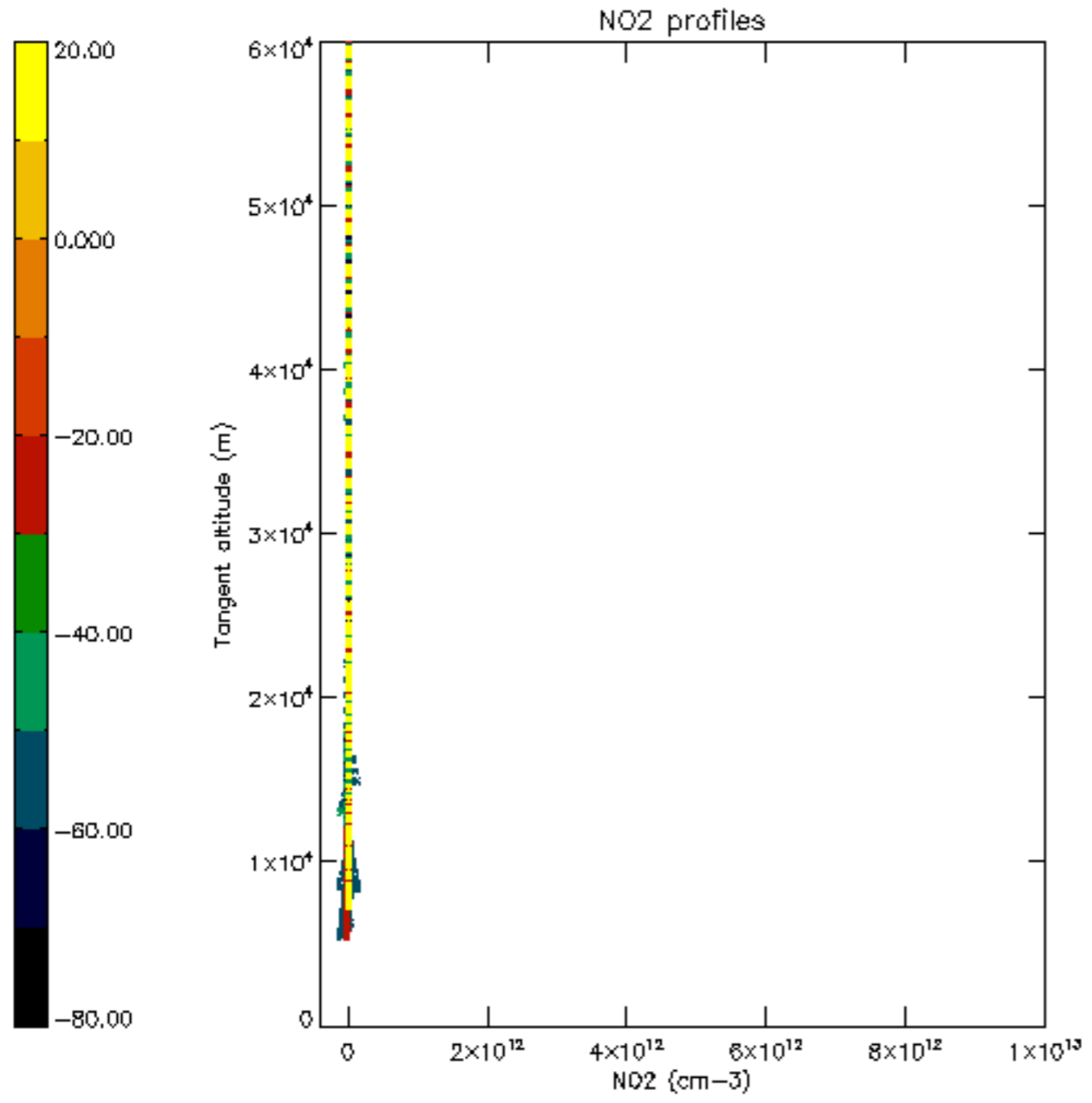


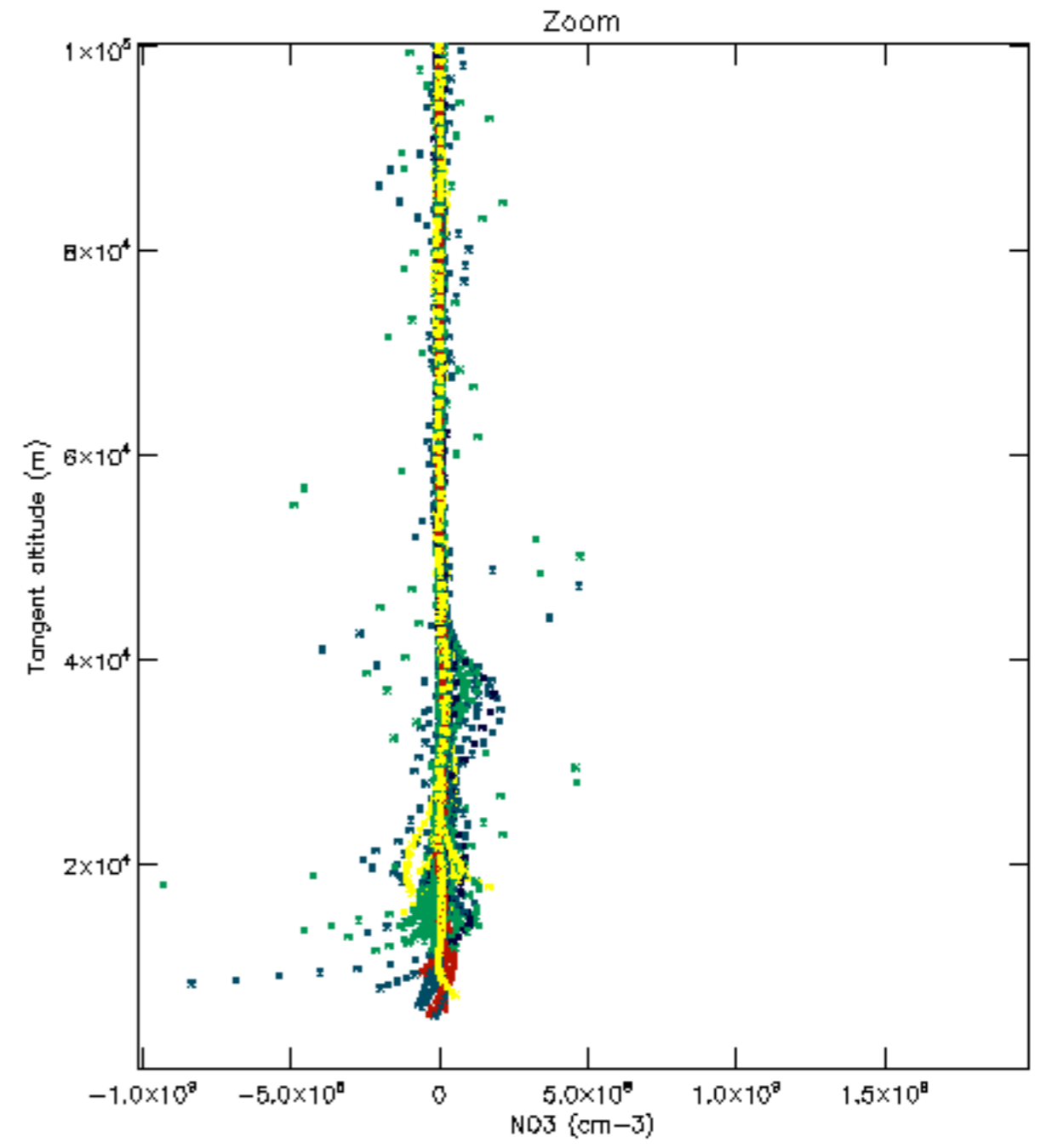
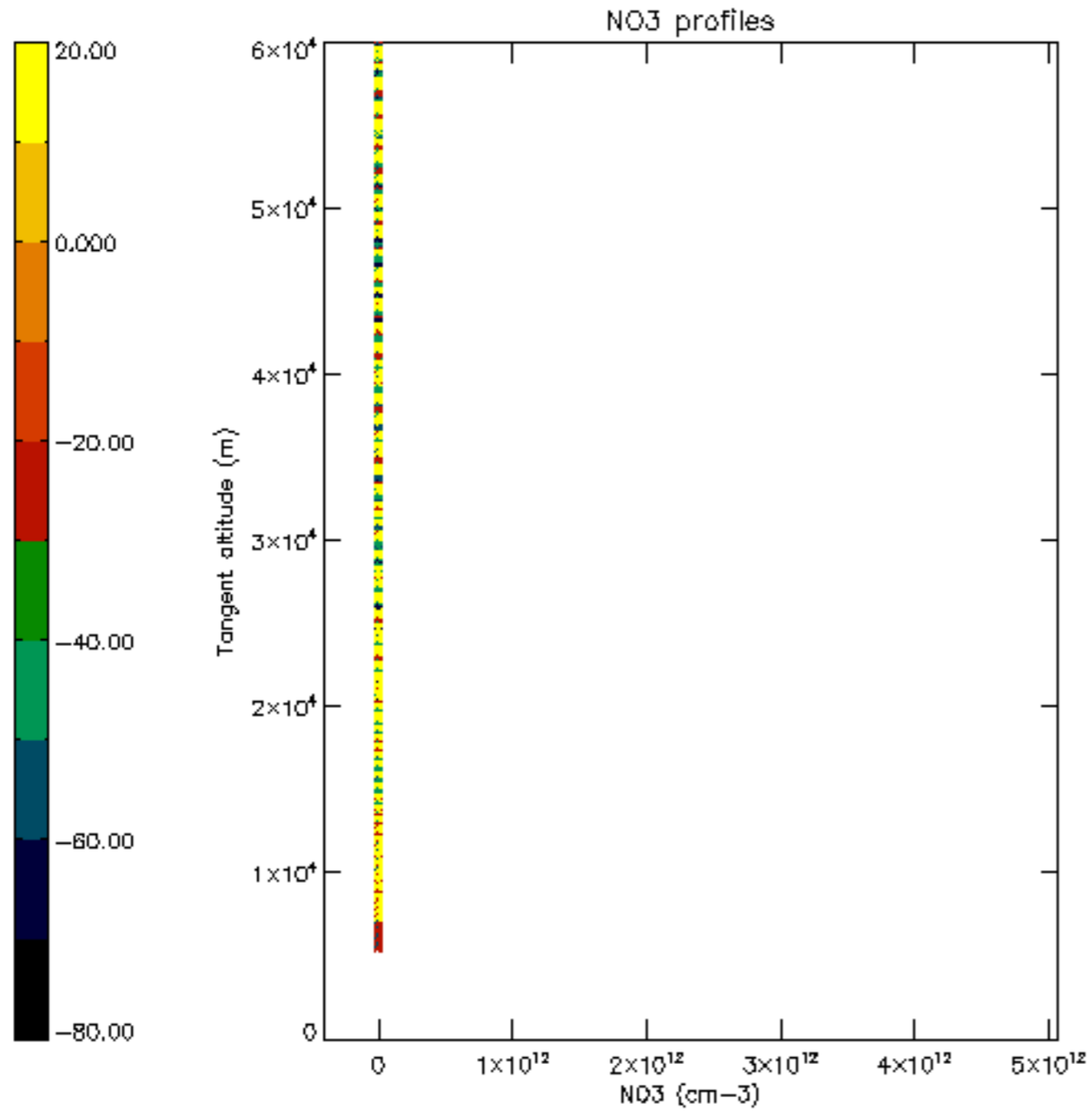


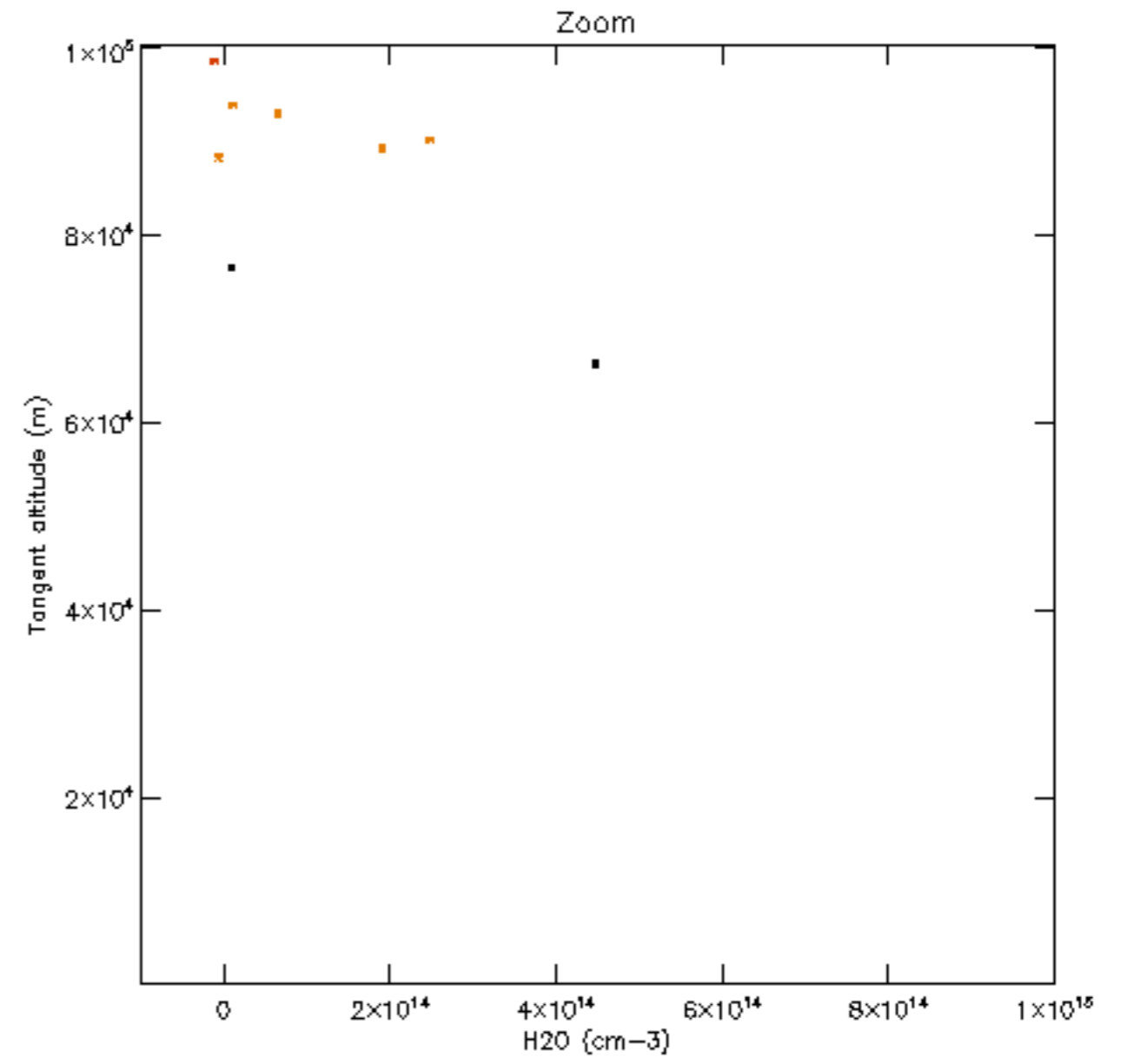
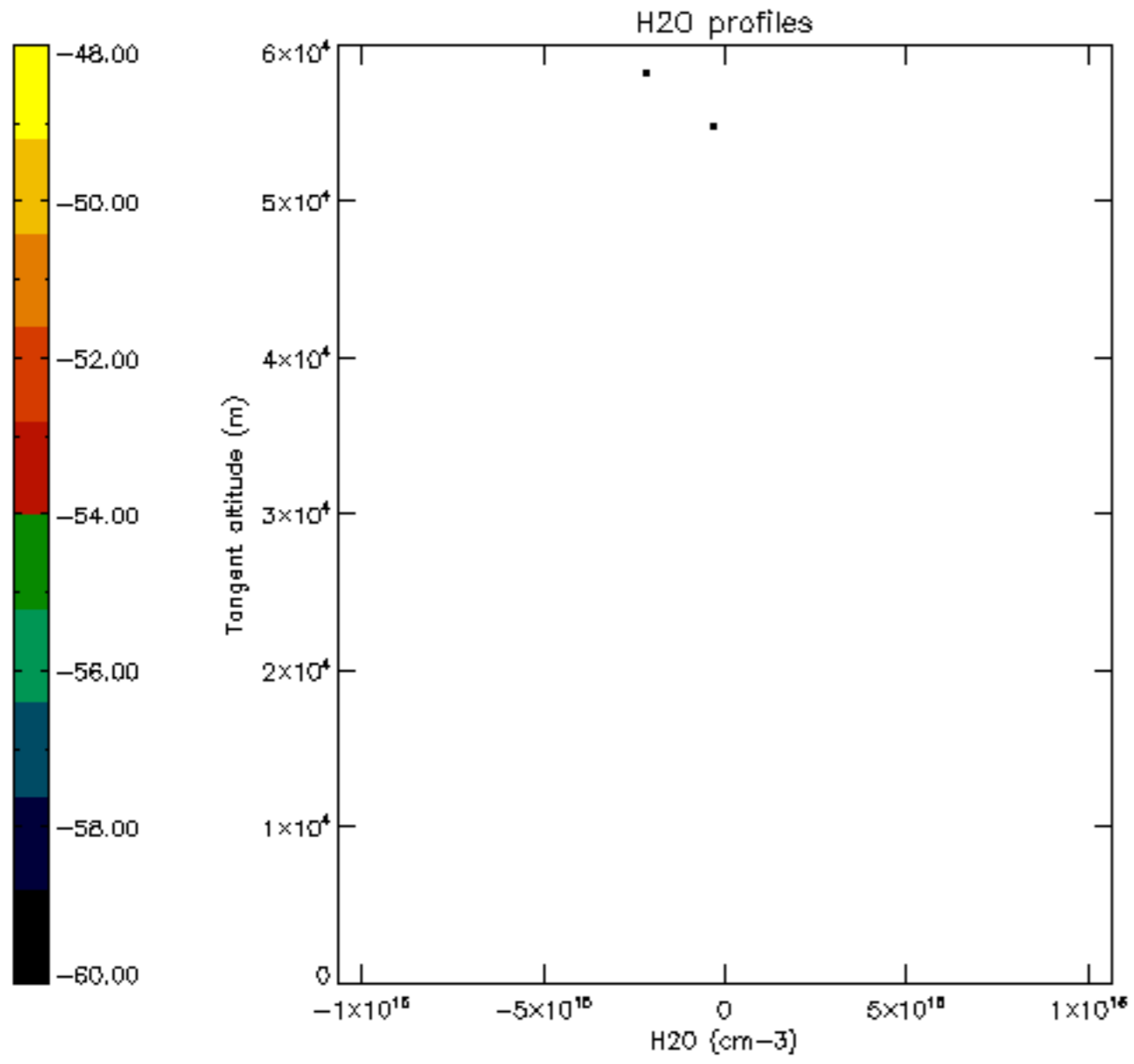


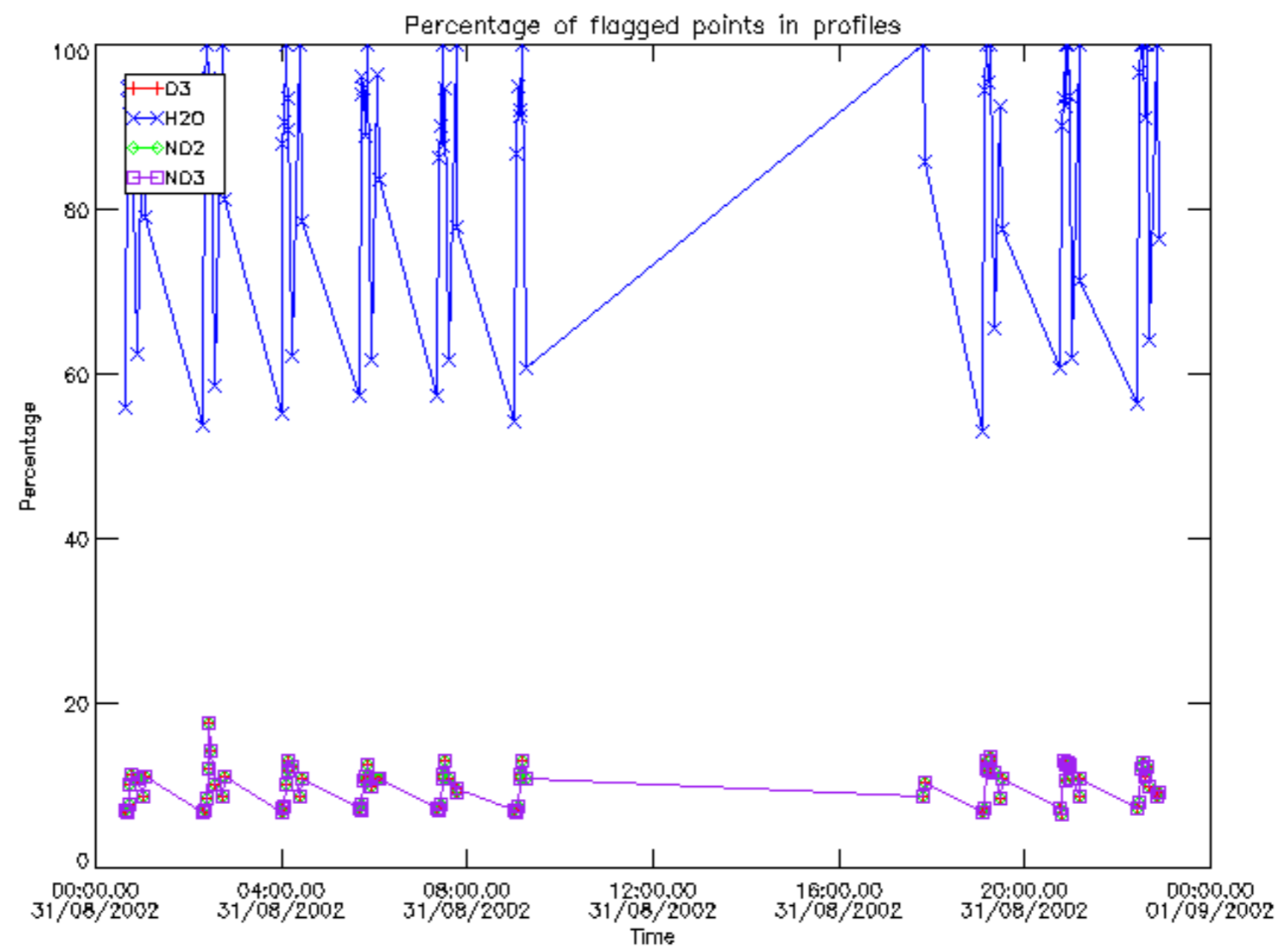




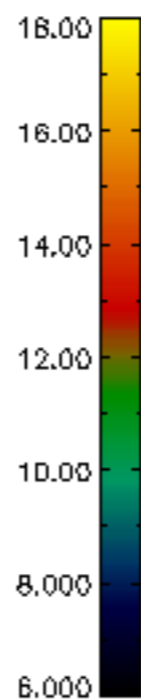
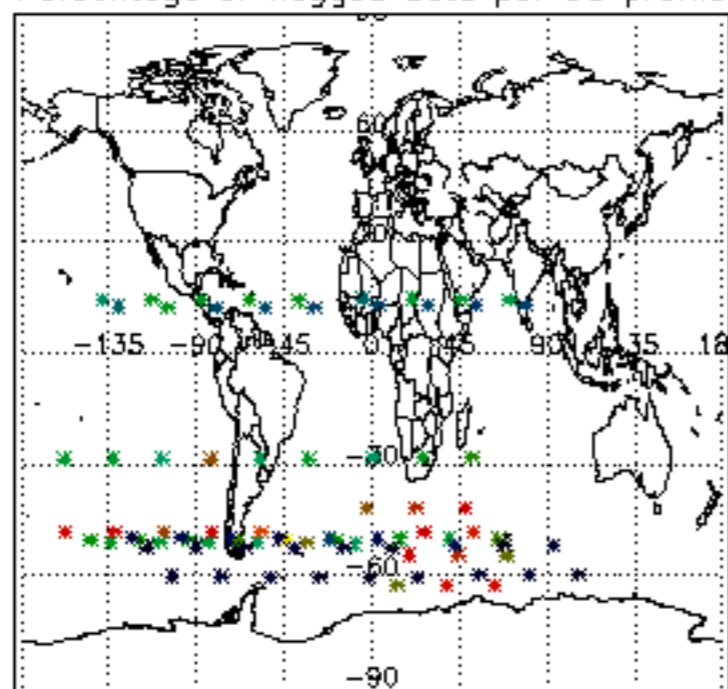




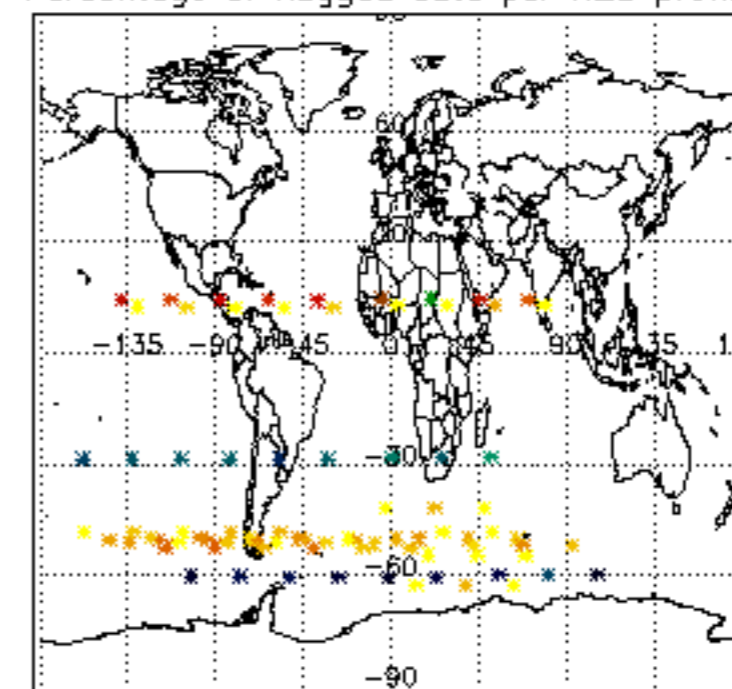




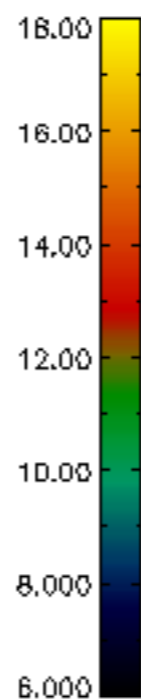
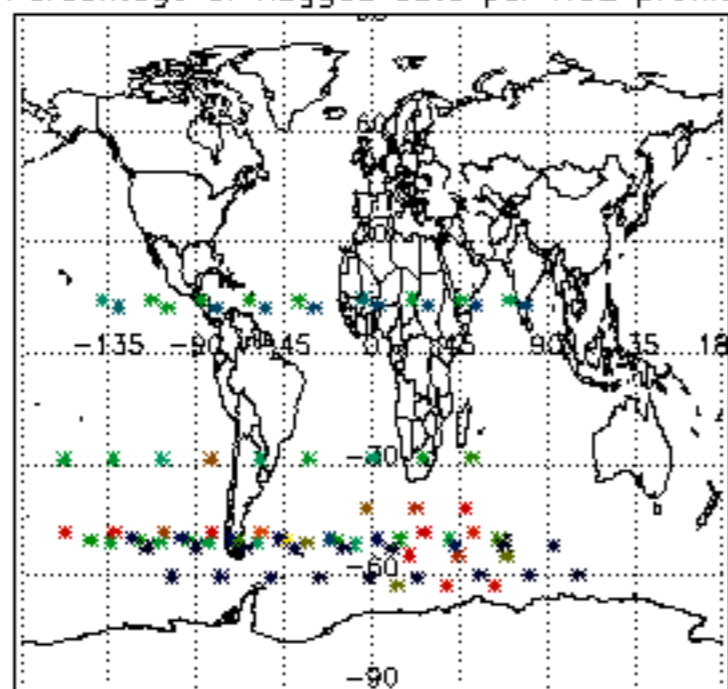
Percentage of flagged data per D3 profile



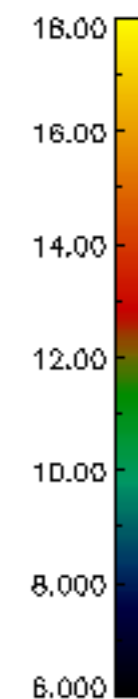
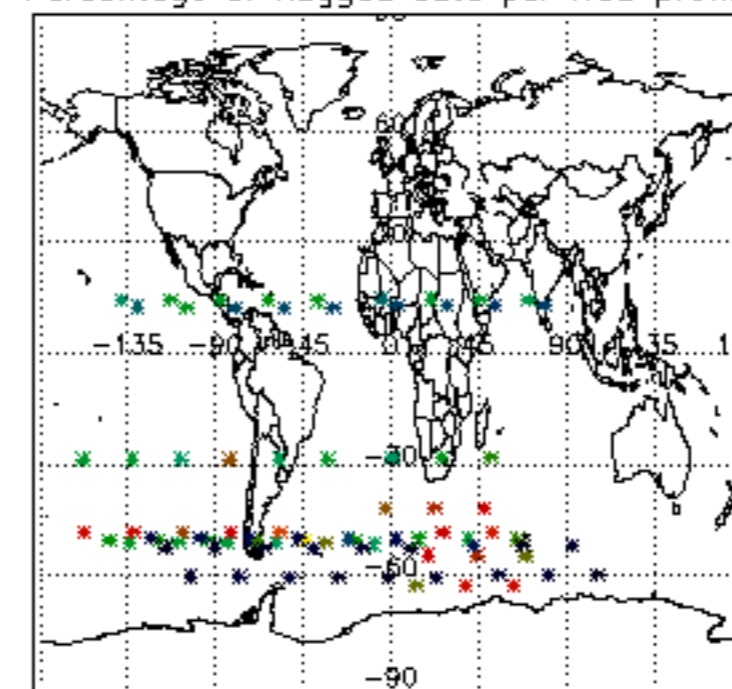
Percentage of flagged data per H2O profile

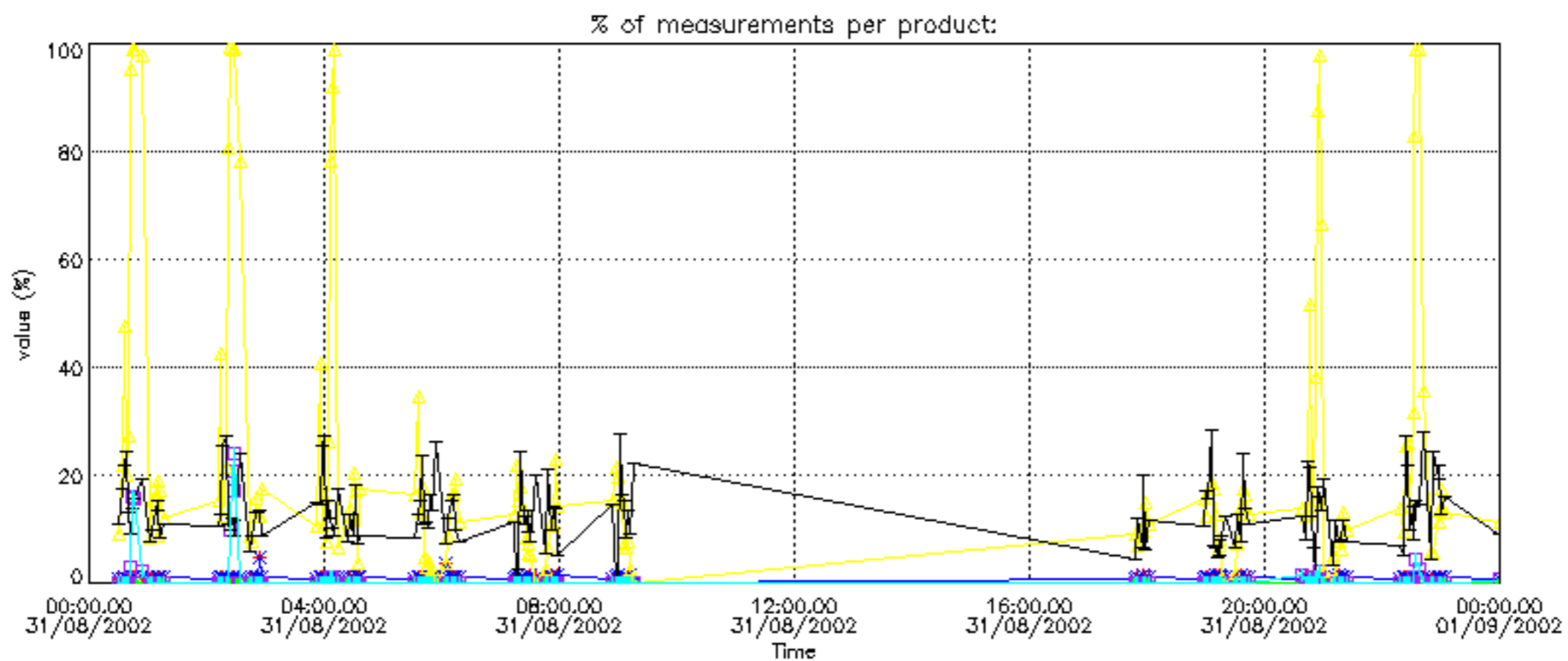


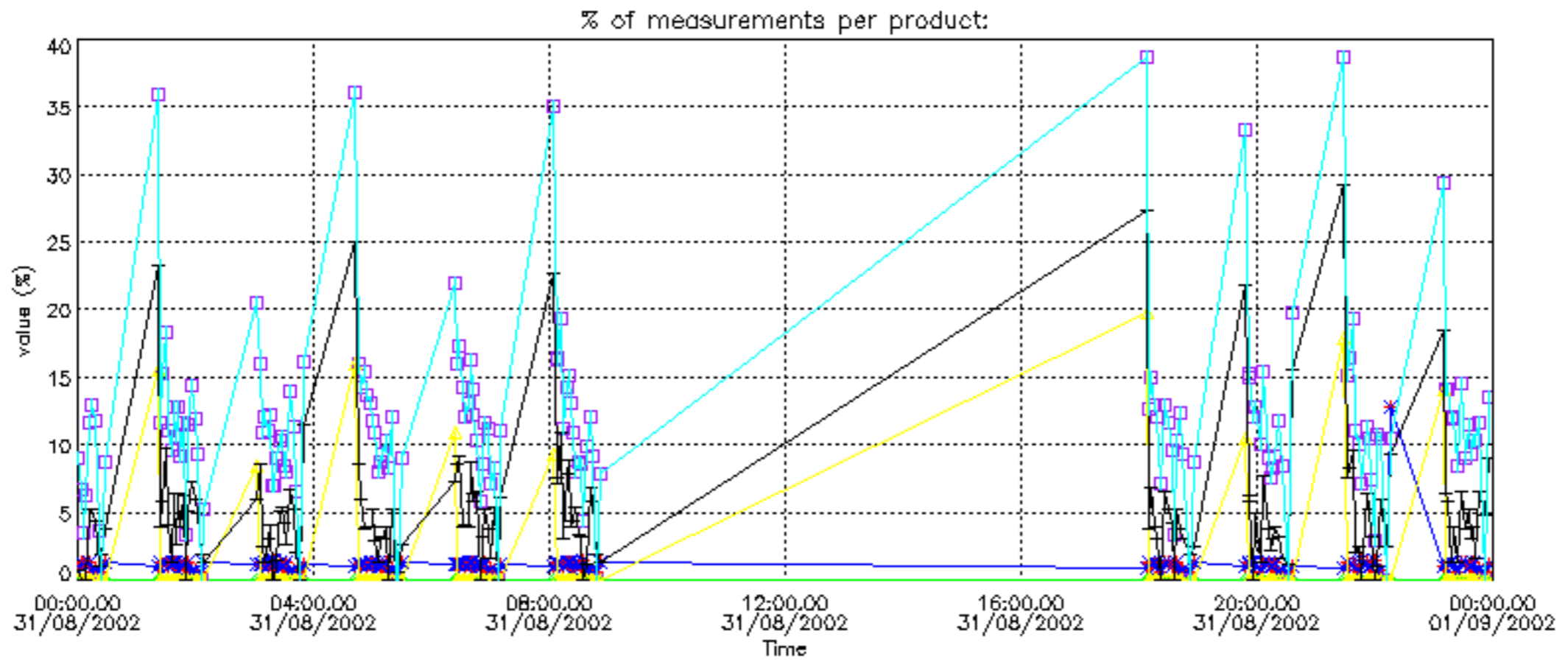
Percentage of flagged data per NO2 profile



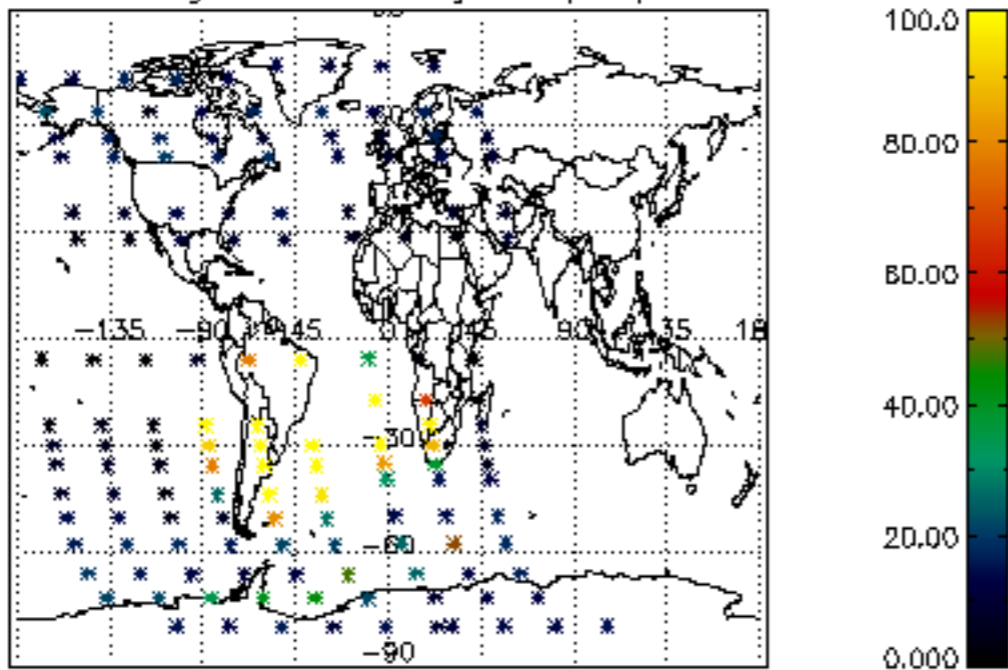
Percentage of flagged data per NO3 profile



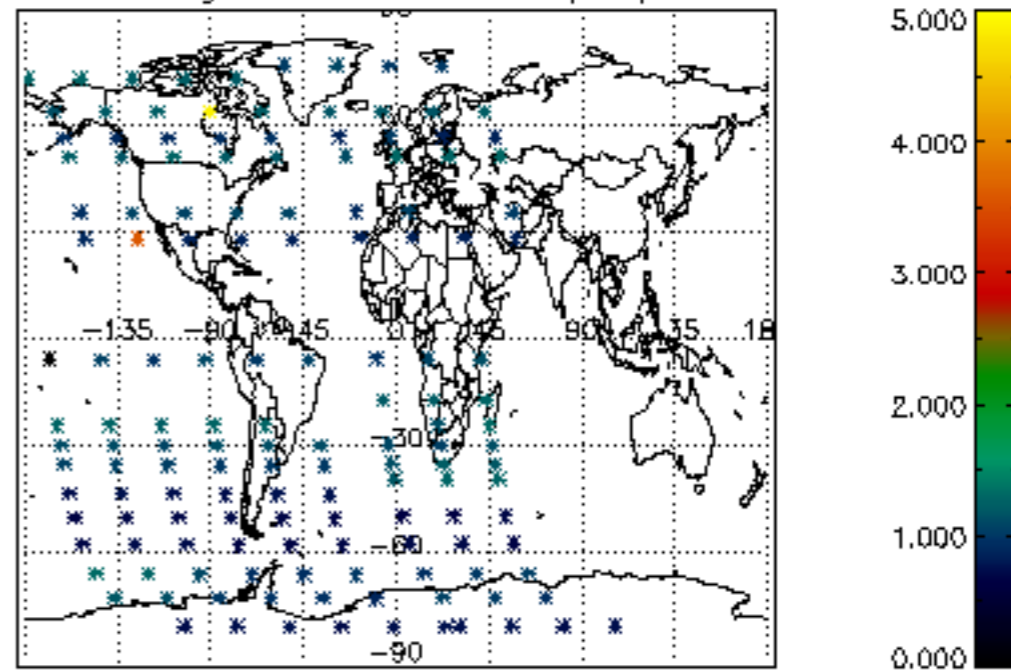




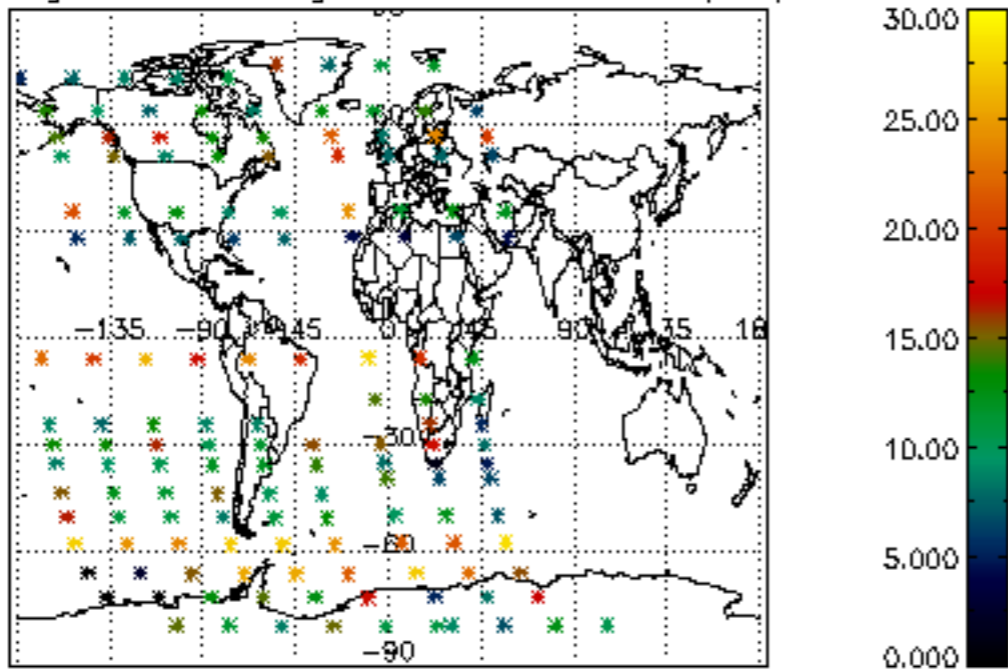
Percentage of cosmic ray hits per profile



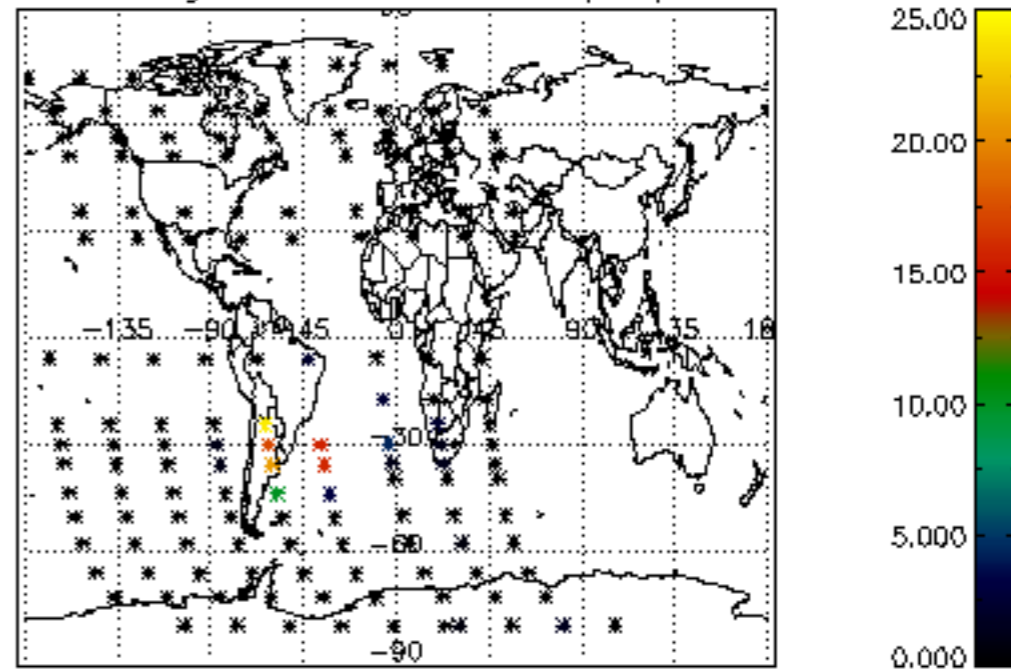
Percentage of datation errors per profile



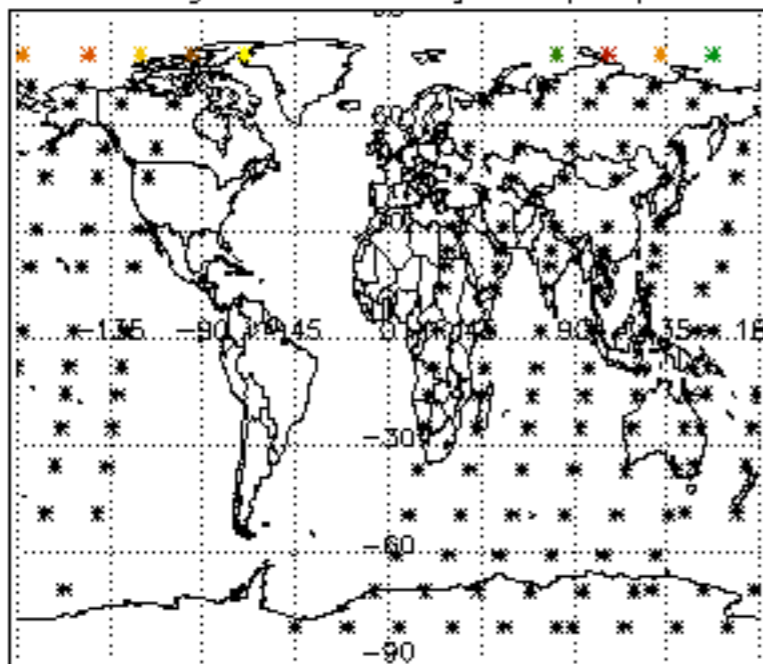
Percentage of star falling outside central band per profile



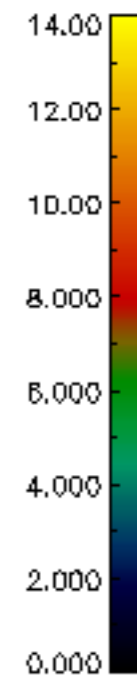
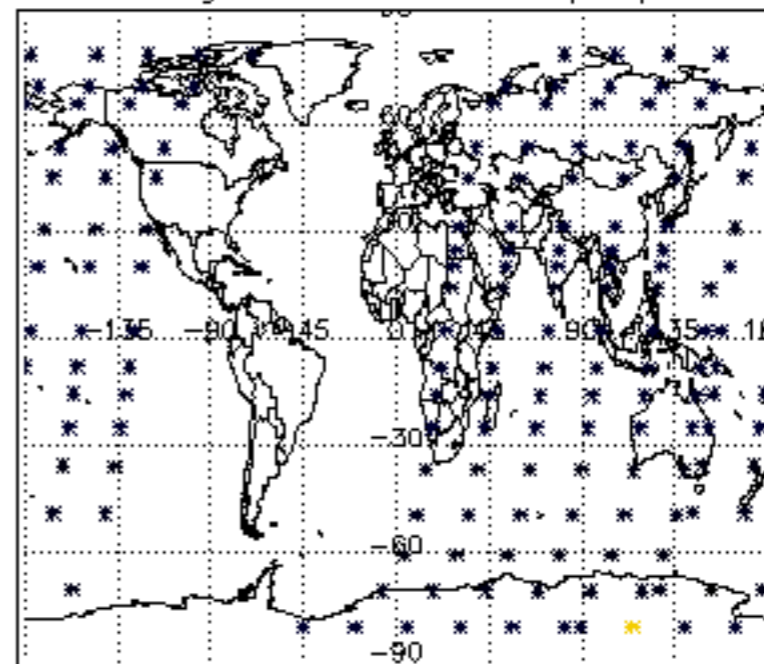
Percentage of saturation errors per profile



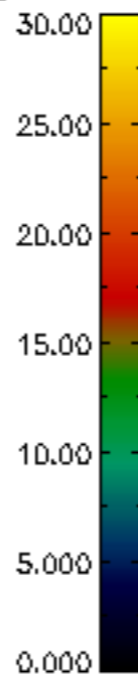
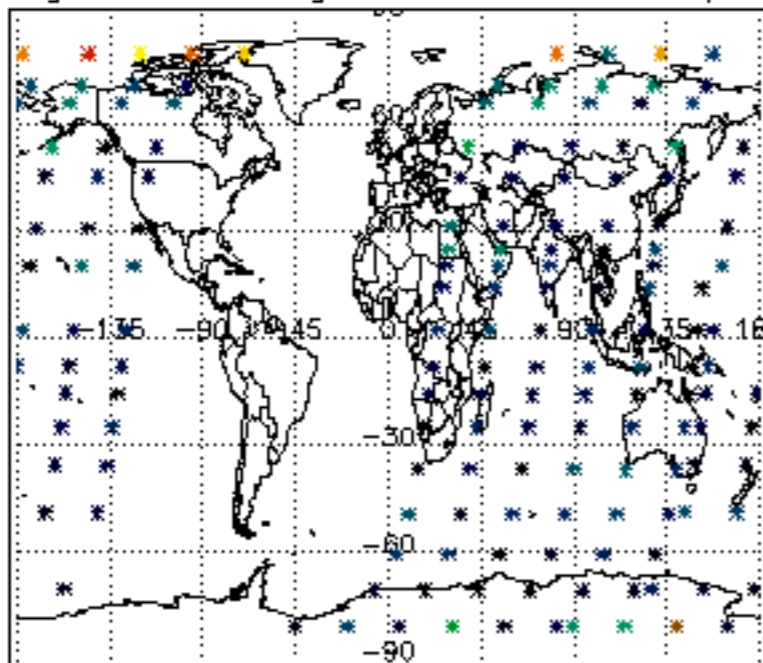
Percentage of cosmic ray hits per profile



Percentage of datation errors per profile



Percentage of star falling outside central band per profile



Percentage of saturation errors per profile

