

# GOMOS Level 2 Daily Report

## SUMMARY

### [1. General Info](#)

### [2. Summary of processed GOM\\_NL\\_2P products](#)

### [3. Level 2 Quality information per product](#)

#### [3.1 Plot of level 2 quality information per product \(time dependant\)](#)

#### [3.2 Plot of level 2 quality information per product \(world map\)](#)

### [4. Level 1 Quality information per product \(stored on level 2 products\)](#)

#### [4.1 Plot of level 1 quality information per product \(time dependant\)](#)

##### [4.1.1 Plot of level 1 quality information per product \(time dependant\): ASCENDING](#)

##### [4.1.2 Plot of level 1 quality information per product \(time dependant\): DESCENDING](#)

#### [4.2 Plot of level 1 quality information per product \(world map\)](#)

##### [4.2.1 Plot of level 1 quality information per product \(world map\): ASCENDING](#)

##### [4.2.2 Plot of level 1 quality information per product \(world map\): DESCENDING](#)

### [5. Ozone profiles based on quality statistics and other trace gas profiles](#)

#### [5.1 Ozone statistics based on quality of products](#)

#### [5.2 Plot ozone profiles for all STD \(dark without errors\)](#)

#### [5.3 Plot ozone profiles where STD < 20% \(dark without errors\)](#)

#### [5.4. Plot ozone profiles where STD < 10% \(dark without errors\)](#)

#### [5.5. Plot ozone profiles where STD < 5% \(dark without errors\)](#)

#### [5.6 Plot NO2 profiles for all STD \(dark without errors\)](#)

#### [5.7 Plot NO3 profiles for all STD \(dark without errors\)](#)

#### [5.8 Plot H2O profiles \(only for occultations of stars 1,2,3,4,13,14,16,26,63 dark without errors\) for all STD](#)

### [6. Auxiliary Data Files used for the production reported in section 2](#)

This report presents the daily analysis on parameters extracted from GOMOS level 2 data (GOM\_NL\_\_2P). It is intended to monitor some important parameters that will impact the quality of these products. A list of level 2 products (and content) that have arrived during the reporting day to the PCF is also given.

Item	Value
Time of report generation	17APR2013 18:01:55
Data source version	GOMOS/6.01
Start time of products	30-08-2002 (30AUG2002 00:00:00)
Stop time of products	31-08-2002 (31AUG2002 00:00:00)
Store outputs in DB	Yes
Nb of level 2 prods	495
Nb of prods with errors	1

## 2. Summary of processed GOM\_NL\_\_2P products.

Nr	Filename	UTC Start time	Limb	Duration	Star Id	Star Name	Star Mag	Star Temp	Nb Meas	Orbit	Prod. error
1	GOM_NL__2PRFIN20020830_000008_00000402009_00045_02604_2551.N1	30-AUG-2002 00:00:08	Straylight	39.500	148	Alp Tuc	2.8780	4100.0	79	2604	No
2	GOM_NL__2PRFIN20020830_000130_000000642009_00045_02604_2552.N1	30-AUG-2002 00:01:30	Straylight	63.500	84	Alp Phe	2.3970	4500.0	127	2604	No
3	GOM_NL__2PRFIN20020830_000347_000000422009_00045_02604_2553.N1	30-AUG-2002 00:03:47	Straylight	41.500	31	Alp Gru	1.7340	15200.	83	2604	No
4	GOM_NL__2PRFIN20020830_000637_000000412009_00045_02604_2554.N1	30-AUG-2002 00:06:37	Straylight	40.500	172	Gam Gru	3.0030	13100.	81	2604	No
5	GOM_NL__2PRFIN20020830_001245_000000492009_00045_02604_2555.N1	30-AUG-2002 00:12:45	Bright	48.500	142	49Del Cap	2.8500	8900.0	97	2604	No
6	GOM_NL__2PRFIN20020830_001554_000000402009_00045_02604_2556.N1	30-AUG-2002 00:15:54	Bright	40.000	154	22Bet Aqr	2.8990	5700.0	80	2604	No
7	GOM_NL__2PRFIN20020830_001723_000000462009_00045_02604_2557.N1	30-AUG-2002 00:17:23	Bright	45.500	162	34Alp Aqr	2.9440	5350.0	91	2604	No
8	GOM_NL__2PRFIN20020830_002055_000000372009_00045_02604_2558.N1	30-AUG-2002 00:20:55	Bright	36.500	11	53Alp Aql	0.76500	8000.0	73	2604	No
9	GOM_NL__2PRFIN20020830_002336_000000522009_00045_02604_2559.N1	30-AUG-2002 00:23:36	Bright	51.500	90	54Alp Peg	2.4870	11000.	103	2604	No
10	GOM_NL__2PRFIN20020830_002716_000000382009_00045_02604_2560.N1	30-AUG-2002 00:27:16	Bright	38.000	92	53Eps Cyg	2.5000	4500.0	76	2604	No
11	GOM_NL__2PRFIN20020830_002907_000000382009_00045_02604_2561.N1	30-AUG-2002 00:29:07	Bright	37.500	66	37Gam Cyg	2.2080	5900.0	75	2604	No
12	GOM_NL__2PRFIN20020830_003027_000000392009_00045_02604_2562.N1	30-AUG-2002 00:30:27	Bright	38.500	19	50Alp Cyg	1.2460	10500.	77	2604	No
13	GOM_NL__2PRFIN20020830_003233_000000662009_00045_02604_2563.N1	30-AUG-2002 00:32:33	Bright	65.500	58	21Alp And	2.0730	11000.	131	2604	No
14	GOM_NL__2PRFIN20020830_003528_000000382009_00045_02604_2564.N1	30-AUG-2002 00:35:28	Bright	37.500	89	5Alp Cep	2.4510	8000.0	75	2604	No
15	GOM_NL__2PRFIN20020830_003833_000000472009_00045_02604_2565.N1	30-AUG-2002 00:38:33	Bright	46.500	74	11Bet Cas	2.2680	6600.0	93	2604	No
16	GOM_NL__2PRFIN20020830_004043_000000492009_00045_02604_2566.N1	30-AUG-2002 00:40:43	Bright	48.500	76	27Gam Cas	2.3000	30000.	97	2604	No
17	GOM_NL__2PRFIN20020830_004305_000000382009_00045_02604_2567.N1	30-AUG-2002 00:43:05	Bright	38.000	49	1Alp UMi	1.9900	6300.0	76	2604	No
18	GOM_NL__2PRFIN20020830_004655_000000932009_00045_02604_2568.N1	30-AUG-2002 00:46:55	Bright	92.500	73	57Gam1And	2.2600	13100.	185	2604	No
19	GOM_NL__2PRFIN20020830_005014_000000682009_00045_02604_2569.N1	30-AUG-2002 00:50:14	Bright	68.000	35	33Alp Per	1.7950	6250.0	136	2604	No
20	GOM_NL__2PRFIN20020830_005333_000001022009_00045_02604_2570.N1	30-AUG-2002 00:53:33	Bright	102.00	79	26Bet Per	2.3100	13100.	204	2604	No
21	GOM_NL__2PRFIN20020830_005626_000000762009_00045_02604_2571.N1	30-AUG-2002 00:56:26	Bright	75.500	149	45Eps Per	2.8880	30000.	151	2604	No
22	GOM_NL__2PRFIN20020830_005957_000000402009_00045_02604_2572.N1	30-AUG-2002 00:59:57	Bright	40.000	24	66Alp Gem	1.5800	10200.	80	2604	No
23	GOM_NL__2PRFIN20020830_010228_000000642009_00045_02604_2573.N1	30-AUG-2002 01:02:28	Twilight	64.000	28	12Bet Tau	1.6500	15200.	128	2604	No
24	GOM_NL__2PRFIN20020830_010530_000000542009_00045_02604_2574.N1	30-AUG-2002 01:05:30	Twilight	53.500	44	24Gam Gem	1.9280	11000.	107	2604	No
25	GOM_NL__2PRFIN20020830_010736_000000532009_00045_02604_2575.N1	30-AUG-2002 01:07:36	Twilight	53.000	8	10Alp CMi	0.40000	6500.0	106	2604	No
26	GOM_NL__2PRFIN20020830_010953_000000732009_00045_02604_2576.N1	30-AUG-2002 01:09:53	Dark	73.000	14	58Alp Ori	0.87000	3000.0	146	2604	No
27	GOM_NL__2PRFIN20020830_011157_000000742009_00045_02604_2577.N1	30-AUG-2002 01:11:57	Dark	74.000	27	24Gam Ori	1.6360	26000.	148	2604	No
28	GOM_NL__2PRFIN20020830_011352_000000642009_00045_02604_2578.N1	30-AUG-2002 01:13:52	Dark	64.000	30	46Eps Ori	1.6940	30000.	128	2604	No
29	GOM_NL__2PRFIN20020830_011616_000000512009_00045_02604_2579.N1	30-AUG-2002 01:16:16	Dark	50.500	47	2Bet CMa	1.9760	28000.	101	2604	No
30	GOM_NL__2PRFIN20020830_011755_000000452009_00045_02604_2580.N1	30-AUG-2002 01:17:55	Dark	44.500	23	21Eps CMa	1.5020	26000.	89	2604	No
31	GOM_NL__2PRFIN20020830_012441_000000442009_00045_02604_2581.N1	30-AUG-2002 01:24:41	Dark	44.000	2	Alp Car	-0.73600	7000.0	88	2604	No
32	GOM_NL__2PRFIN20020830_012923_000001462009_00046_02605_2548.N1	30-AUG-2002 01:29:23	Dark	146.00	165	34Gam Eri	2.9500	3200.0	292	2605	No
33	GOM_NL__2PRFIN20020830_013355_000000562009_00046_02605_2549.N1	30-AUG-2002 01:33:55	Dark	56.000	157	The1Eri	2.9060	9300.0	112	2605	No
34	GOM_NL__2PRFIN20020830_013611_000000462009_00046_02605_2550.N1	30-AUG-2002 01:36:11	Dark	45.500	9	Alp Eri	0.45300	24000.	91	2605	No
35	GOM_NL__2PRFIN20020830_014045_000000432009_00046_02605_2551.N1	30-AUG-2002 01:40:45	Straylight	42.500	148	Alp Tuc	2.8780	4100.0	85	2605	No
36	GOM_NL__2PRFIN20020830_014209_000000542009_00046_02605_2552.N1	30-AUG-2002 01:42:09	Straylight	53.500	84	Alp Phe	2.3970	4500.0	107	2605	No
37	GOM_NL__2PRFIN20020830_014423_000000392009_00046_02605_2553.N1	30-AUG-2002 01:44:23	Straylight	39.000	31	Alp Gru	1.7340	15200.	78	2605	No
38	GOM_NL__2PRFIN20020830_014713_000000402009_00046_02605_2554.N1	30-AUG-2002 01:47:13	Straylight	39.500	172	Gam Gru	3.0030	13100.	79	2605	No
39	GOM_NL__2PRFIN20020830_015321_000000432009_00046_02605_2555.N1	30-AUG-2002 01:53:21	Bright	43.000	142	49Del Cap	2.8500	8900.0	86	2605	No
40	GOM_NL__2PRFIN20020830_015631_000000412009_00046_02605_2556.N1	30-AUG-2002 01:56:31	Bright	40.500	154	22Bet Aqr	2.8990	5700.0	81	2605	No
41	GOM_NL__2PRFIN20020830_015802_000000442009_00046_02605_2557.N1	30-AUG-2002 01:58:02	Bright	43.500	162	34Alp Aqr	2.9440	5350.0	87	2605	No
42	GOM_NL__2PRFIN20020830_020130_000000382009_00046_02605_2558.N1	30-AUG-2002 02:01:30	Bright	38.000	11	53Alp Aql	0.76500	8000.0	76	2605	No

43	GOM_NL__2PRFIN20020830_020413_000000522009_00046_02605_2559.N1	30-AUG-2002 02:04:13	Bright	52.000	90	54Alp Peg	2.4870	11000.	104	2605	No
44	GOM_NL__2PRFIN20020830_020752_000000372009_00046_02605_2560.N1	30-AUG-2002 02:07:52	Bright	36.500	92	53Eps Cyg	2.5000	4500.0	73	2605	No
45	GOM_NL__2PRFIN20020830_020943_000000382009_00046_02605_2561.N1	30-AUG-2002 02:09:43	Bright	38.000	66	37Gam Cyg	2.2080	5900.0	76	2605	No
46	GOM_NL__2PRFIN20020830_021103_000000402009_00046_02605_2562.N1	30-AUG-2002 02:11:03	Bright	39.500	19	50Alp Cyg	1.2460	10500.	79	2605	No
47	GOM_NL__2PRFIN20020830_021307_000000642009_00046_02605_2563.N1	30-AUG-2002 02:13:07	Bright	63.500	58	21Alp And	2.0730	11000.	127	2605	No
48	GOM_NL__2PRFIN20020830_021604_000000382009_00046_02605_2564.N1	30-AUG-2002 02:16:04	Bright	38.000	89	5Alp Cep	2.4510	8000.0	76	2605	No
49	GOM_NL__2PRFIN20020830_021909_000000452009_00046_02605_2565.N1	30-AUG-2002 02:19:09	Bright	45.000	74	11Bet Cas	2.2680	6600.0	90	2605	No
50	GOM_NL__2PRFIN20020830_022119_000000452009_00046_02605_2566.N1	30-AUG-2002 02:21:19	Bright	44.500	76	27Gam Cas	2.3000	30000.	89	2605	No
51	GOM_NL__2PRFIN20020830_022341_000000392009_00046_02605_2567.N1	30-AUG-2002 02:23:41	Bright	38.500	49	1Alp UMi	1.9900	6300.0	77	2605	No
52	GOM_NL__2PRFIN20020830_022729_000000982009_00046_02605_2568.N1	30-AUG-2002 02:27:29	Bright	98.000	73	57Gam1And	2.2600	13100.	196	2605	No
53	GOM_NL__2PRFIN20020830_023049_000000652009_00046_02605_2569.N1	30-AUG-2002 02:30:49	Bright	64.500	35	33Alp Per	1.7950	6250.0	129	2605	No
54	GOM_NL__2PRFIN20020830_023408_000001002009_00046_02605_2570.N1	30-AUG-2002 02:34:08	Bright	100.00	79	26Bet Per	2.3100	13100.	200	2605	No
55	GOM_NL__2PRFIN20020830_023701_000000772009_00046_02605_2571.N1	30-AUG-2002 02:37:01	Bright	77.000	149	45Eps Per	2.8880	30000.	154	2605	No
56	GOM_NL__2PRFIN20020830_024033_000000412009_00046_02605_2572.N1	30-AUG-2002 02:40:33	Bright	40.500	24	66Alp Gem	1.5800	10200.	81	2605	No
57	GOM_NL__2PRFIN20020830_024305_000000652009_00046_02605_2573.N1	30-AUG-2002 02:43:05	Tw_i_and_stray	64.500	28	12Bet Tau	1.6500	15200.	129	2605	No
58	GOM_NL__2PRFIN20020830_024604_000000562009_00046_02605_2574.N1	30-AUG-2002 02:46:04	Tw_i_and_stray	55.500	44	24Gam Gem	1.9280	11000.	111	2605	No
59	GOM_NL__2PRFIN20020830_024812_000000532009_00046_02605_2575.N1	30-AUG-2002 02:48:12	Twilight	53.000	8	10Alp CMi	0.40000	6500.0	106	2605	No
60	GOM_NL__2PRFIN20020830_025030_000000712009_00046_02605_2576.N1	30-AUG-2002 02:50:30	Dark	70.500	14	58Alp Ori	0.87000	3000.0	141	2605	No
61	GOM_NL__2PRFIN20020830_025234_000000712009_00046_02605_2577.N1	30-AUG-2002 02:52:34	Dark	70.500	27	24Gam Ori	1.6360	26000.	141	2605	No
62	GOM_NL__2PRFIN20020830_025429_000000662009_00046_02605_2578.N1	30-AUG-2002 02:54:29	Dark	65.500	30	46Eps Ori	1.6940	30000.	131	2605	No
63	GOM_NL__2PRFIN20020830_025653_000000492009_00046_02605_2579.N1	30-AUG-2002 02:56:53	Dark	49.000	47	2Bet CMa	1.9760	28000.	98	2605	No
64	GOM_NL__2PRFIN20020830_025831_000000432009_00046_02605_2580.N1	30-AUG-2002 02:58:31	Dark	43.000	23	21Eps CMa	1.5020	26000.	86	2605	No
65	GOM_NL__2PRFIN20020830_030012_000000412009_00046_02605_2581.N1	30-AUG-2002 03:00:12	Dark	41.000	70	Zet Pup	2.2460	39000.	82	2605	No
66	GOM_NL__2PRFIN20020830_030517_000000532009_00046_02605_2582.N1	30-AUG-2002 03:05:17	Dark	53.000	2	Alp Car	-0.73600	7000.0	106	2605	No
67	GOM_NL__2PRFIN20020830_031003_000001362009_00047_02606_2548.N1	30-AUG-2002 03:10:03	Dark	136.00	165	34Gam Eri	2.9500	3200.0	272	2606	No
68	GOM_NL__2PRFIN20020830_031431_000000582009_00047_02606_2549.N1	30-AUG-2002 03:14:31	Dark	58.000	157	The1Eri	2.9060	9300.0	116	2606	No
69	GOM_NL__2PRFIN20020830_031648_000000472009_00047_02606_2550.N1	30-AUG-2002 03:16:48	Dark	47.000	9	Alp Eri	0.45300	24000.	94	2606	No
70	GOM_NL__2PRFIN20020830_032120_000000422009_00047_02606_2551.N1	30-AUG-2002 03:21:20	Straylight	41.500	148	Alp Tuc	2.8780	4100.0	83	2606	No
71	GOM_NL__2PRFIN20020830_032244_000000532009_00047_02606_2552.N1	30-AUG-2002 03:22:44	Straylight	53.000	84	Alp Phe	2.3970	4500.0	106	2606	No
72	GOM_NL__2PRFIN20020830_032458_000000422009_00047_02606_2553.N1	30-AUG-2002 03:24:58	Straylight	41.500	31	Alp Gru	1.7340	15200.	83	2606	No
73	GOM_NL__2PRFIN20020830_032750_000000412009_00047_02606_2554.N1	30-AUG-2002 03:27:50	Straylight	40.500	172	Gam Gru	3.0030	13100.	81	2606	No
74	GOM_NL__2PRFIN20020830_033357_000000482009_00047_02606_2555.N1	30-AUG-2002 03:33:57	Bright	47.500	142	49Del Cap	2.8500	8900.0	95	2606	No
75	GOM_NL__2PRFIN20020830_033706_000000402009_00047_02606_2556.N1	30-AUG-2002 03:37:06	Bright	40.000	154	22Bet Aqr	2.8990	5700.0	80	2606	No
76	GOM_NL__2PRFIN20020830_033837_000000432009_00047_02606_2557.N1	30-AUG-2002 03:38:37	Bright	43.000	162	34Alp Aqr	2.9440	5350.0	86	2606	No
77	GOM_NL__2PRFIN20020830_034207_000000402009_00047_02606_2558.N1	30-AUG-2002 03:42:07	Bright	40.000	11	53Alp Aql	0.76500	8000.0	80	2606	No
78	GOM_NL__2PRFIN20020830_034447_000000522009_00047_02606_2559.N1	30-AUG-2002 03:44:47	Bright	51.500	90	54Alp Peg	2.4870	11000.	103	2606	No
79	GOM_NL__2PRFIN20020830_034828_000000382009_00047_02606_2560.N1	30-AUG-2002 03:48:28	Bright	38.000	92	53Eps Cyg	2.5000	4500.0	76	2606	No
80	GOM_NL__2PRFIN20020830_035019_000000382009_00047_02606_2561.N1	30-AUG-2002 03:50:19	Bright	37.500	66	37Gam Cyg	2.2080	5900.0	75	2606	No
81	GOM_NL__2PRFIN20020830_035139_000000382009_00047_02606_2562.N1	30-AUG-2002 03:51:39	Bright	38.000	19	50Alp Cyg	1.2460	10500.	76	2606	No
82	GOM_NL__2PRFIN20020830_035341_000000682009_00047_02606_2563.N1	30-AUG-2002 03:53:41	Bright	67.500	58	21Alp And	2.0730	11000.	135	2606	No
83	GOM_NL__2PRFIN20020830_035640_000000392009_00047_02606_2564.N1	30-AUG-2002 03:56:40	Bright	38.500	89	5Alp Cep	2.4510	8000.0	77	2606	No
84	GOM_NL__2PRFIN20020830_035943_000000472009_00047_02606_2565.N1	30-AUG-2002 03:59:43	Bright	47.000	74	11Bet Cas	2.2680	6600.0	94	2606	No
85	GOM_NL__2PRFIN20020830_040154_000000492009_00047_02606_2566.N1	30-AUG-2002 04:01:54	Bright	48.500	76	27Gam Cas	2.3000	30000.	97	2606	No
86	GOM_NL__2PRFIN20020830_040417_000000362009_00047_02606_2567.N1	30-AUG-2002 04:04:17	Bright	35.500	49	1Alp UMi	1.9900	6300.0	71	2606	No
87	GOM_NL__2PRFIN20020830_040803_000000962009_00047_02606_2568.N1	30-AUG-2002 04:08:03	Bright	96.000	73	57Gam1And	2.2600	13100.	192	2606	No
88	GOM_NL__2PRFIN20020830_041124_000000662009_00047_02606_2569.N1	30-AUG-2002 04:11:24	Bright	65.500	35	33Alp Per	1.7950	6250.0	131	2606	No
89	GOM_NL__2PRFIN20020830_041443_000001022009_00047_02606_2570.N1	30-AUG-2002 04:14:43	Bright	101.50	79	26Bet Per	2.3100	13100.	203	2606	No
90	GOM_NL__2PRFIN20020830_041737_000000752009_00047_02606_2571.N1	30-AUG-2002 04:17:37	Bright	74.500	149	45Eps Per	2.8880	30000.	149	2606	No
91	GOM_NL__2PRFIN20020830_042109_000000392009_00047_02606_2572.N1	30-AUG-2002 04:21:09	Bright	39.000	24	66Alp Gem	1.5800	10200.	78	2606	No
92	GOM_NL__2PRFIN20020830_042341_000000662009_00047_02606_2573.N1	30-AUG-2002 04:23:41	Tw_i_and_stray	66.000	28	12Bet Tau	1.6500	15200.	132	2606	No
93	GOM_NL__2PRFIN20020830_042642_000000532009_00047_02606_2574.N1	30-AUG-2002 04:26:42	Tw_i_and_stray	52.500	44	24Gam Gem	1.9280	11000.	105	2606	No
94	GOM_NL__2PRFIN20020830_042848_000000482009_00047_02606_2575.N1	30-AUG-2002 04:28:48	Twilight	48.000	8	10Alp CMi	0.40000	6500.0	96	2606	No
95	GOM_NL__2PRFIN20020830_043107_000000732009_00047_02606_2576.N1	30-AUG-2002 04:31:07	Dark	73.000	14	58Alp Ori	0.87000	3000.0	146	2606	No
96	GOM_NL__2PRFIN20020830_043312_000000722009_00047_02606_2577.N1	30-AUG-2002 04:33:12	Dark	71.500	27	24Gam Ori	1.6360	26000.	143	2606	No
97	GOM_NL__2PRFIN20020830_043507_000000642009_00047_02606_2578.N1	30-AUG-2002 04:35:07	Dark	64.000	30	46Eps Ori	1.6940	30000.	128	2606	No
98	GOM_NL__2PRFIN20020830_043728_000000552009_00047_02606_2579.N1	30-AUG-2002 04:37:28	Dark	54.500	47	2Bet CMa	1.9760	28000.	109	2606	No
99	GOM_NL__2PRFIN20020830_043907_000000452009_00047_02606_2580.N1	30-AUG-2002 04:39:07	Dark	44.500	23	21Eps CMa	1.5020	26000.	89	2606	No
100	GOM_NL__2PRFIN20020830_044048_000000382009_00047_02606_2581.N1	30-AUG-2002 04:40:48	Dark	37.500	70	Zet Pup	2.2460	39000.	75	2606	No
101	GOM_NL__2PRFIN20020830_044554_000000532009_00047_02606_2582.N1	30-AUG-2002 04:45:54	Dark	52.500	2	Alp Car	-0.73600	7000.0	105	2606	No

102	GOM_NL__2PRFIN20020830_045042_000001342009_00048_02607_2548.N1	30-AUG-2002 04:50:42	Dark	134.00	165	34Gam Eri	2.9500	3200.0	268	2607	No
103	GOM_NL__2PRFIN20020830_045509_000000582009_00048_02607_2549.N1	30-AUG-2002 04:55:09	Dark	57.500	157	The1Eri	2.9060	9300.0	115	2607	No
104	GOM_NL__2PRFIN20020830_045723_000000482009_00048_02607_2550.N1	30-AUG-2002 04:57:23	Dark	47.500	9	Alp Eri	0.45300	24000.	95	2607	No
105	GOM_NL__2PRFIN20020830_050157_000000432009_00048_02607_2551.N1	30-AUG-2002 05:01:57	Straylight	43.000	148	Alp Tuc	2.8780	4100.0	86	2607	No
106	GOM_NL__2PRFIN20020830_050321_000000592009_00048_02607_2552.N1	30-AUG-2002 05:03:21	Straylight	59.000	84	Alp Phe	2.3970	4500.0	118	2607	No
107	GOM_NL__2PRFIN20020830_050535_000000462009_00048_02607_2553.N1	30-AUG-2002 05:05:35	Straylight	45.500	31	Alp Gru	1.7340	15200.	91	2607	No
108	GOM_NL__2PRFIN20020830_050826_000000412009_00048_02607_2554.N1	30-AUG-2002 05:08:26	Straylight	40.500	172	Gam Gru	3.0030	13100.	81	2607	No
109	GOM_NL__2PRFIN20020830_051432_000000512009_00048_02607_2555.N1	30-AUG-2002 05:14:32	Bright	50.500	142	49Del Cap	2.8500	8900.0	101	2607	No
110	GOM_NL__2PRFIN20020830_051742_000000412009_00048_02607_2556.N1	30-AUG-2002 05:17:42	Bright	41.000	154	22Bet Aqr	2.8990	5700.0	82	2607	No
111	GOM_NL__2PRFIN20020830_051913_000000442009_00048_02607_2557.N1	30-AUG-2002 05:19:13	Bright	44.000	162	34Alp Aqr	2.9440	5350.0	88	2607	No
112	GOM_NL__2PRFIN20020830_052243_000000392009_00048_02607_2558.N1	30-AUG-2002 05:22:43	Bright	39.000	11	53Alp Aql	0.76500	8000.0	78	2607	No
113	GOM_NL__2PRFIN20020830_052523_000000532009_00048_02607_2559.N1	30-AUG-2002 05:25:23	Bright	52.500	90	54Alp Peg	2.4870	11000.	105	2607	No
114	GOM_NL__2PRFIN20020830_052904_000000382009_00048_02607_2560.N1	30-AUG-2002 05:29:04	Bright	38.000	92	53Eps Cyg	2.5000	4500.0	76	2607	No
115	GOM_NL__2PRFIN20020830_053054_000000382009_00048_02607_2561.N1	30-AUG-2002 05:30:54	Bright	38.000	66	37Gam Cyg	2.2080	5900.0	76	2607	No
116	GOM_NL__2PRFIN20020830_053215_000000412009_00048_02607_2562.N1	30-AUG-2002 05:32:15	Bright	40.500	19	50Alp Cyg	1.2460	10500.	81	2607	No
117	GOM_NL__2PRFIN20020830_053416_000000702009_00048_02607_2563.N1	30-AUG-2002 05:34:16	Bright	70.000	58	21Alp And	2.0730	11000.	140	2607	No
118	GOM_NL__2PRFIN20020830_053714_000000412009_00048_02607_2564.N1	30-AUG-2002 05:37:14	Bright	41.000	89	5Alp Cep	2.4510	8000.0	82	2607	No
119	GOM_NL__2PRFIN20020830_054020_000000472009_00048_02607_2565.N1	30-AUG-2002 05:40:20	Bright	46.500	74	11Bet Cas	2.2680	6600.0	93	2607	No
120	GOM_NL__2PRFIN20020830_054229_000000492009_00048_02607_2566.N1	30-AUG-2002 05:42:29	Bright	48.500	76	27Gam Cas	2.3000	30000.	97	2607	No
121	GOM_NL__2PRFIN20020830_054452_000000382009_00048_02607_2567.N1	30-AUG-2002 05:44:52	Bright	38.000	49	1Alp UMi	1.9900	6300.0	76	2607	No
122	GOM_NL__2PRFIN20020830_054837_000000962009_00048_02607_2568.N1	30-AUG-2002 05:48:37	Bright	95.500	73	57Gam1And	2.2600	13100.	191	2607	No
123	GOM_NL__2PRFIN20020830_055200_000000642009_00048_02607_2569.N1	30-AUG-2002 05:52:00	Bright	64.000	35	33Alp Per	1.7950	6250.0	128	2607	No
124	GOM_NL__2PRFIN20020830_055518_000000962009_00048_02607_2570.N1	30-AUG-2002 05:55:18	Bright	96.000	79	26Bet Per	2.3100	13100.	192	2607	No
125	GOM_NL__2PRFIN20020830_055812_000000792009_00048_02607_2571.N1	30-AUG-2002 05:58:12	Bright	79.000	149	45Eps Per	2.8880	30000.	158	2607	No
126	GOM_NL__2PRFIN20020830_060146_000000392009_00048_02607_2572.N1	30-AUG-2002 06:01:46	Bright	39.000	24	66Alp Gem	1.5800	10200.	78	2607	No
127	GOM_NL__2PRFIN20020830_060418_000000672009_00048_02607_2573.N1	30-AUG-2002 06:04:18	Twilight	67.000	28	12Bet Tau	1.6500	15200.	134	2607	No
128	GOM_NL__2PRFIN20020830_060720_000000512009_00048_02607_2574.N1	30-AUG-2002 06:07:20	Twilight	50.500	44	24Gam Gem	1.9280	11000.	101	2607	No
129	GOM_NL__2PRFIN20020830_060924_000000432009_00048_02607_2575.N1	30-AUG-2002 06:09:24	Twilight	42.500	8	10Alp CMi	0.40000	6500.0	85	2607	No
130	GOM_NL__2PRFIN20020830_061144_000000672009_00048_02607_2576.N1	30-AUG-2002 06:11:44	Dark	67.000	14	58Alp Ori	0.87000	3000.0	134	2607	No
131	GOM_NL__2PRFIN20020830_061349_000000682009_00048_02607_2577.N1	30-AUG-2002 06:13:49	Dark	67.500	27	24Gam Ori	1.6360	26000.	135	2607	No
132	GOM_NL__2PRFIN20020830_061544_000000612009_00048_02607_2578.N1	30-AUG-2002 06:15:44	Dark	61.000	30	46Eps Ori	1.6940	30000.	122	2607	No
133	GOM_NL__2PRFIN20020830_061806_000000502009_00048_02607_2579.N1	30-AUG-2002 06:18:06	Dark	50.000	47	2Bet CMa	1.9760	28000.	100	2607	No
134	GOM_NL__2PRFIN20020830_061944_000000492009_00048_02607_2580.N1	30-AUG-2002 06:19:44	Dark	48.500	23	21Eps CMa	1.5020	26000.	97	2607	No
135	GOM_NL__2PRFIN20020830_062125_000000412009_00048_02607_2581.N1	30-AUG-2002 06:21:25	Dark	40.500	70	Zet Pup	2.2460	39000.	81	2607	No
136	GOM_NL__2PRFIN20020830_064233_000000392009_00049_02608_2568.N1	30-AUG-2002 06:42:33	Straylight	38.500	148	Alp Tuc	2.8780	4100.0	77	2608	No
137	GOM_NL__2PRFIN20020830_064358_000000582009_00049_02608_2569.N1	30-AUG-2002 06:43:58	Straylight	57.500	84	Alp Phe	2.3970	4500.0	115	2608	No
138	GOM_NL__2PRFIN20020830_064610_000000422009_00049_02608_2570.N1	30-AUG-2002 06:46:10	Straylight	41.500	31	Alp Gru	1.7340	15200.	83	2608	No
139	GOM_NL__2PRFIN20020830_064902_000000402009_00049_02608_2571.N1	30-AUG-2002 06:49:02	Straylight	40.000	172	Gam Gru	3.0030	13100.	80	2608	No
140	GOM_NL__2PRFIN20020830_065509_000000532009_00049_02608_2572.N1	30-AUG-2002 06:55:09	Bright	53.000	142	49Del Cap	2.8500	8900.0	106	2608	No
141	GOM_NL__2PRFIN20020830_065818_000000412009_00049_02608_2573.N1	30-AUG-2002 06:58:18	Bright	41.000	154	22Bet Aqr	2.8990	5700.0	82	2608	No
142	GOM_NL__2PRFIN20020830_065949_000000442009_00049_02608_2574.N1	30-AUG-2002 06:59:49	Bright	44.000	162	34Alp Aqr	2.9440	5350.0	88	2608	No
143	GOM_NL__2PRFIN20020830_070319_000000392009_00049_02608_2575.N1	30-AUG-2002 07:03:19	Bright	38.500	11	53Alp Aql	0.76500	8000.0	77	2608	No
144	GOM_NL__2PRFIN20020830_070558_000000512009_00049_02608_2576.N1	30-AUG-2002 07:05:58	Bright	51.000	90	54Alp Peg	2.4870	11000.	102	2608	No
145	GOM_NL__2PRFIN20020830_070940_000000402009_00049_02608_2577.N1	30-AUG-2002 07:09:40	Bright	39.500	92	53Eps Cyg	2.5000	4500.0	79	2608	No
146	GOM_NL__2PRFIN20020830_071131_000000392009_00049_02608_2578.N1	30-AUG-2002 07:11:31	Bright	38.500	66	37Gam Cyg	2.2080	5900.0	77	2608	No
147	GOM_NL__2PRFIN20020830_071251_000000392009_00049_02608_2579.N1	30-AUG-2002 07:12:51	Bright	39.000	19	50Alp Cyg	1.2460	10500.	78	2608	No
148	GOM_NL__2PRFIN20020830_071450_000000702009_00049_02608_2580.N1	30-AUG-2002 07:14:50	Bright	70.000	58	21Alp And	2.0730	11000.	140	2608	No
149	GOM_NL__2PRFIN20020830_071751_000000402009_00049_02608_2581.N1	30-AUG-2002 07:17:51	Bright	39.500	89	5Alp Cep	2.4510	8000.0	79	2608	No
150	GOM_NL__2PRFIN20020830_072055_000000452009_00049_02608_2582.N1	30-AUG-2002 07:20:55	Bright	44.500	74	11Bet Cas	2.2680	6600.0	89	2608	No
151	GOM_NL__2PRFIN20020830_072305_000000472009_00049_02608_2583.N1	30-AUG-2002 07:23:05	Bright	47.000	76	27Gam Cas	2.3000	30000.	94	2608	No
152	GOM_NL__2PRFIN20020830_072528_000000402009_00049_02608_2584.N1	30-AUG-2002 07:25:28	Bright	39.500	49	1Alp UMi	1.9900	6300.0	79	2608	No
153	GOM_NL__2PRFIN20020830_072912_000000952009_00049_02608_2585.N1	30-AUG-2002 07:29:12	Bright	95.000	73	57Gam1And	2.2600	13100.	190	2608	No
154	GOM_NL__2PRFIN20020830_073235_000000642009_00049_02608_2586.N1	30-AUG-2002 07:32:35	Bright	63.500	35	33Alp Per	1.7950	6250.0	127	2608	No
155	GOM_NL__2PRFIN20020830_073553_000000982009_00049_02608_2587.N1	30-AUG-2002 07:35:53	Bright	97.500	79	26Bet Per	2.3100	13100.	195	2608	No
156	GOM_NL__2PRFIN20020830_073848_000000792009_00049_02608_2588.N1	30-AUG-2002 07:38:48	Bright	79.000	149	45Eps Per	2.8880	30000.	158	2608	No
157	GOM_NL__2PRFIN20020830_074223_000000402009_00049_02608_2589.N1	30-AUG-2002 07:42:23	Bright	40.000	24	66Alp Gem	1.5800	10200.	80	2608	No
158	GOM_NL__2PRFIN20020830_074454_000000672009_00049_02608_2590.N1	30-AUG-2002 07:44:54	Twilight	66.500	28	12Bet Tau	1.6500	15200.	133	2608	No
159	GOM_NL__2PRFIN20020830_074756_000000442009_00049_02608_2591.N1	30-AUG-2002 07:47:56	Twilight	44.000	44	24Gam Gem	1.9280	11000.	88	2608	No
160	GOM_NL__2PRFIN20020830_075000_000000412009_00049_02608_2592.N1	30-AUG-2002 07:50:00	Twilight	41.000	8	10Alp CMi	0.40000	6500.0	82	2608	No



161	GOM_NL__2PRFIN20020830_075221_000000682009_00049_02608_2593.N1	30-AUG-2002 07:52:21	Dark	68.000	14	58Alp Ori	0.87000	3000.0	136	2608	No
162	GOM_NL__2PRFIN20020830_075427_000000752009_00049_02608_2594.N1	30-AUG-2002 07:54:27	Dark	75.000	27	24Gam Ori	1.6360	26000.	150	2608	No
163	GOM_NL__2PRFIN20020830_075622_000000632009_00049_02608_2595.N1	30-AUG-2002 07:56:22	Dark	62.500	30	46Eps Ori	1.6940	30000.	125	2608	No
164	GOM_NL__2PRFIN20020830_075844_000000532009_00049_02608_2596.N1	30-AUG-2002 07:58:44	Dark	52.500	47	2Bet CMa	1.9760	28000.	105	2608	No
165	GOM_NL__2PRFIN20020830_080020_000000442009_00049_02608_2597.N1	30-AUG-2002 08:00:20	Dark	44.000	23	21Eps CMa	1.5020	26000.	88	2608	No
166	GOM_NL__2PRFIN20020830_080201_000000412009_00049_02608_2598.N1	30-AUG-2002 08:02:01	Dark	41.000	70	Zet Pup	2.2460	39000.	82	2608	No
167	GOM_NL__2PRFIN20020830_080706_000000482009_00049_02608_2599.N1	30-AUG-2002 08:07:06	Dark	48.000	2	Alp Car	-0.73600	7000.0	96	2608	No
168	GOM_NL__2PRFIN20020830_081201_000001422009_00050_02609_2568.N1	30-AUG-2002 08:12:01	Dark	141.50	165	34Gam Eri	2.9500	3200.0	283	2609	No
169	GOM_NL__2PRFIN20020830_081623_000000572009_00050_02609_2569.N1	30-AUG-2002 08:16:23	Dark	56.500	157	The1Eri	2.9060	9300.0	113	2609	No
170	GOM_NL__2PRFIN20020830_081837_000000572009_00050_02609_2570.N1	30-AUG-2002 08:18:37	Dark	56.500	9	Alp Eri	0.45300	24000.	113	2609	No
171	GOM_NL__2PRFIN20020830_082309_000000442009_00050_02609_2571.N1	30-AUG-2002 08:23:09	Straylight	44.000	148	Alp Tuc	2.8780	4100.0	88	2609	No
172	GOM_NL__2PRFIN20020830_082434_000000502009_00050_02609_2572.N1	30-AUG-2002 08:24:34	Straylight	50.000	84	Alp Phe	2.3970	4500.0	100	2609	No
173	GOM_NL__2PRFIN20020830_082646_000000452009_00050_02609_2573.N1	30-AUG-2002 08:26:46	Straylight	44.500	31	Alp Gru	1.7340	15200.	89	2609	No
174	GOM_NL__2PRFIN20020830_083049_000000582009_00050_02609_2574.N1	30-AUG-2002 08:30:49	Straylight	58.000	18	24Alp PsA	1.1660	9700.0	116	2609	No
175	GOM_NL__2PRFIN20020830_083544_000000492009_00050_02609_2575.N1	30-AUG-2002 08:35:44	Bright	48.500	142	49Del Cap	2.8500	8900.0	97	2609	No
176	GOM_NL__2PRFIN20020830_083854_000000412009_00050_02609_2576.N1	30-AUG-2002 08:38:54	Bright	41.000	154	22Bet Aqr	2.8990	5700.0	82	2609	No
177	GOM_NL__2PRFIN20020830_084025_000000452009_00050_02609_2577.N1	30-AUG-2002 08:40:25	Bright	44.500	162	34Alp Aqr	2.9440	5350.0	89	2609	No
178	GOM_NL__2PRFIN20020830_084429_000000382009_00050_02609_2578.N1	30-AUG-2002 08:44:29	Bright	38.000	118	50Gam Aql	2.7180	4600.0	76	2609	No
179	GOM_NL__2PRFIN20020830_084633_000000522009_00050_02609_2579.N1	30-AUG-2002 08:46:33	Bright	52.000	90	54Alp Peg	2.4870	11000.	104	2609	No
180	GOM_NL__2PRFIN20020830_085016_000000402009_00050_02609_2580.N1	30-AUG-2002 08:50:16	Bright	40.000	92	53Eps Cyg	2.5000	4500.0	80	2609	No
181	GOM_NL__2PRFIN20020830_085207_000000402009_00050_02609_2581.N1	30-AUG-2002 08:52:07	Bright	39.500	66	37Gam Cyg	2.2080	5900.0	79	2609	No
182	GOM_NL__2PRFIN20020830_085327_000000392009_00050_02609_2582.N1	30-AUG-2002 08:53:27	Bright	39.000	19	50Alp Cyg	1.2460	10500.	78	2609	No
183	GOM_NL__2PRFIN20020830_085524_000000712009_00050_02609_2583.N1	30-AUG-2002 08:55:24	Bright	71.000	58	21Alp And	2.0730	11000.	142	2609	No
184	GOM_NL__2PRFIN20020830_085827_000000392009_00050_02609_2584.N1	30-AUG-2002 08:58:27	Bright	39.000	89	5Alp Cep	2.4510	8000.0	78	2609	No
185	GOM_NL__2PRFIN20020830_090130_000000472009_00050_02609_2585.N1	30-AUG-2002 09:01:30	Bright	47.000	74	11Bet Cas	2.2680	6600.0	94	2609	No
186	GOM_NL__2PRFIN20020830_090340_000000492009_00050_02609_2586.N1	30-AUG-2002 09:03:40	Bright	49.000	76	27Gam Cas	2.3000	30000.	98	2609	No
187	GOM_NL__2PRFIN20020830_090605_000000362009_00050_02609_2587.N1	30-AUG-2002 09:06:05	Bright	36.000	49	1Alp UMi	1.9900	6300.0	72	2609	No
188	GOM_NL__2PRFIN20020830_090946_000000932009_00050_02609_2588.N1	30-AUG-2002 09:09:46	Bright	92.500	73	57Gam1And	2.2600	13100.	185	2609	No
189	GOM_NL__2PRFIN20020830_091310_000000642009_00050_02609_2589.N1	30-AUG-2002 09:13:10	Bright	64.000	35	33Alp Per	1.7950	6250.0	128	2609	No
190	GOM_NL__2PRFIN20020830_091628_000000992009_00050_02609_2590.N1	30-AUG-2002 09:16:28	Bright	99.000	79	26Bet Per	2.3100	13100.	198	2609	No
191	GOM_NL__2PRFIN20020830_091923_000000792009_00050_02609_2591.N1	30-AUG-2002 09:19:23	Bright	78.500	149	45Eps Per	2.8880	30000.	157	2609	No
192	GOM_NL__2PRFIN20020830_092259_000000392009_00050_02609_2592.N1	30-AUG-2002 09:22:59	Bright	38.500	24	66Alp Gem	1.5800	10200.	77	2609	No
193	GOM_NL__2PRFIN20020830_092531_000000652009_00050_02609_2593.N1	30-AUG-2002 09:25:31	Twilight	64.500	28	12Bet Tau	1.6500	15200.	129	2609	No
194	GOM_NL__2PRFIN20020830_092832_000000432009_00050_02609_2594.N1	30-AUG-2002 09:28:32	Twilight	43.000	44	24Gam Gem	1.9280	11000.	86	2609	No
195	GOM_NL__2PRFIN20020830_093036_000000392009_00050_02609_2595.N1	30-AUG-2002 09:30:36	Twilight	39.000	8	10Alp CMi	0.40000	6500.0	78	2609	No
196	GOM_NL__2PRFIN20020830_093258_000000732009_00050_02609_2596.N1	30-AUG-2002 09:32:58	Dark	72.500	14	58Alp Ori	0.87000	3000.0	145	2609	No
197	GOM_NL__2PRFIN20020830_093503_000000682009_00050_02609_2597.N1	30-AUG-2002 09:35:03	Dark	68.000	27	24Gam Ori	1.6360	26000.	136	2609	No
198	GOM_NL__2PRFIN20020830_093658_000000652009_00050_02609_2598.N1	30-AUG-2002 09:36:58	Dark	65.000	30	46Eps Ori	1.6940	30000.	130	2609	No
199	GOM_NL__2PRFIN20020830_093921_000000482009_00050_02609_2599.N1	30-AUG-2002 09:39:21	Dark	47.500	47	2Bet CMa	1.9760	28000.	95	2609	No
200	GOM_NL__2PRFIN20020830_094057_000000432009_00050_02609_2600.N1	30-AUG-2002 09:40:57	Dark	42.500	23	21Eps CMa	1.5020	26000.	85	2609	No
201	GOM_NL__2PRFIN20020830_094237_000000412009_00050_02609_2601.N1	30-AUG-2002 09:42:37	Dark	41.000	70	Zet Pup	2.2460	39000.	82	2609	No
202	GOM_NL__2PRFIN20020830_094743_000000492009_00050_02609_2602.N1	30-AUG-2002 09:47:43	Dark	48.500	2	Alp Car	-0.73600	7000.0	97	2609	No
203	GOM_NL__2PRFIN20020830_095241_000001422009_00051_02610_2568.N1	30-AUG-2002 09:52:41	Dark	141.50	165	34Gam Eri	2.9500	3200.0	283	2610	No
204	GOM_NL__2PRFIN20020830_095701_000000572009_00051_02610_2569.N1	30-AUG-2002 09:57:01	Dark	56.500	157	The1Eri	2.9060	9300.0	113	2610	No
205	GOM_NL__2PRFIN20020830_095913_000000512009_00051_02610_2570.N1	30-AUG-2002 09:59:13	Dark	51.000	9	Alp Eri	0.45300	24000.	102	2610	No
206	GOM_NL__2PRFIN20020830_100346_000000402009_00051_02610_2571.N1	30-AUG-2002 10:03:46	Straylight	39.500	148	Alp Tuc	2.8780	4100.0	79	2610	No
207	GOM_NL__2PRFIN20020830_100511_000000492009_00051_02610_2572.N1	30-AUG-2002 10:05:11	Straylight	49.000	84	Alp Phe	2.3970	4500.0	98	2610	No
208	GOM_NL__2PRFIN20020830_100724_000000412009_00051_02610_2573.N1	30-AUG-2002 10:07:24	Straylight	41.000	31	Alp Gru	1.7340	15200.	82	2610	No
209	GOM_NL__2PRFIN20020830_101127_000000522009_00051_02610_2574.N1	30-AUG-2002 10:11:27	Straylight	52.000	18	24Alp PsA	1.1660	9700.0	104	2610	No
210	GOM_NL__2PRFIN20020830_101621_000000142009_00051_02610_2575.N1	30-AUG-2002 10:16:21	Twilight	13.500	142	49Del Cap	2.8500	8900.0	27	2610	No
211	GOM_NL__2PRFIN20020830_102505_000000392009_00051_02610_2576.N1	30-AUG-2002 10:25:05	Dark	39.000	118	50Gam Aql	2.7180	4600.0	78	2610	Yes
212	GOM_NL__2PRFIN20020830_102710_000000522009_00051_02610_2577.N1	30-AUG-2002 10:27:10	Bright	52.000	90	54Alp Peg	2.4870	11000.	104	2610	No
213	GOM_NL__2PRFIN20020830_103052_000000352009_00051_02610_2578.N1	30-AUG-2002 10:30:52	Bright	35.000	92	53Eps Cyg	2.5000	4500.0	70	2610	No
214	GOM_NL__2PRFIN20020830_103243_000000392009_00051_02610_2579.N1	30-AUG-2002 10:32:43	Bright	39.000	66	37Gam Cyg	2.2080	5900.0	78	2610	No
215	GOM_NL__2PRFIN20020830_103403_000000412009_00051_02610_2580.N1	30-AUG-2002 10:34:03	Bright	40.500	19	50Alp Cyg	1.2460	10500.	81	2610	No
216	GOM_NL__2PRFIN20020830_103559_000000712009_00051_02610_2581.N1	30-AUG-2002 10:35:59	Bright	71.000	58	21Alp And	2.0730	11000.	142	2610	No
217	GOM_NL__2PRFIN20020830_103904_000000372009_00051_02610_2582.N1	30-AUG-2002 10:39:04	Bright	37.000	89	5Alp Cep	2.4510	8000.0	74	2610	No
218	GOM_NL__2PRFIN20020830_104206_000000442009_00051_02610_2583.N1	30-AUG-2002 10:42:06	Bright	44.000	74	11Bet Cas	2.2680	6600.0	88	2610	No
219	GOM_NL__2PRFIN20020830_104416_000000492009_00051_02610_2584.N1	30-AUG-2002 10:44:16	Bright	48.500	76	27Gam Cas	2.3000	30000.	97	2610	No

220	GOM_NL__2PRFIN20020830_104641_000000392009_00051_02610_2585.N1	30-AUG-2002 10:46:41	Bright	38.500	49	1Alp UMi	1.9900	6300.0	77	2610	No
221	GOM_NL__2PRFIN20020830_105020_000000922009_00051_02610_2586.N1	30-AUG-2002 10:50:20	Bright	91.500	73	57Gam1And	2.2600	13100.	183	2610	No
222	GOM_NL__2PRFIN20020830_105345_000000642009_00051_02610_2587.N1	30-AUG-2002 10:53:45	Bright	64.000	35	33Alp Per	1.7950	6250.0	128	2610	No
223	GOM_NL__2PRFIN20020830_105703_000000992009_00051_02610_2588.N1	30-AUG-2002 10:57:03	Bright	99.000	79	26Bet Per	2.3100	13100.	198	2610	No
224	GOM_NL__2PRFIN20020830_105959_000000822009_00051_02610_2589.N1	30-AUG-2002 10:59:59	Bright	81.500	149	45Eps Per	2.8880	30000.	163	2610	No
225	GOM_NL__2PRFIN20020830_110335_000000382009_00051_02610_2590.N1	30-AUG-2002 11:03:35	Bright	37.500	24	66Alp Gem	1.5800	10200.	75	2610	No
226	GOM_NL__2PRFIN20020830_110607_000000682009_00051_02610_2591.N1	30-AUG-2002 11:06:07	Twi_and_stray	67.500	28	12Bet Tau	1.6500	15200.	135	2610	No
227	GOM_NL__2PRFIN20020830_110909_000000542009_00051_02610_2592.N1	30-AUG-2002 11:09:09	Twi_and_stray	53.500	44	24Gam Gem	1.9280	11000.	107	2610	No
228	GOM_NL__2PRFIN20020830_111113_000000402009_00051_02610_2593.N1	30-AUG-2002 11:11:13	Twilight	39.500	8	10Alp CMi	0.40000	6500.0	79	2610	No
229	GOM_NL__2PRFIN20020830_111335_000000692009_00051_02610_2594.N1	30-AUG-2002 11:13:35	Dark	68.500	14	58Alp Ori	0.87000	3000.0	137	2610	No
230	GOM_NL__2PRFIN20020830_111540_000000762009_00051_02610_2595.N1	30-AUG-2002 11:15:40	Dark	76.000	27	24Gam Ori	1.6360	26000.	152	2610	No
231	GOM_NL__2PRFIN20020830_111736_000000602009_00051_02610_2596.N1	30-AUG-2002 11:17:36	Dark	60.000	30	46Eps Ori	1.6940	30000.	120	2610	No
232	GOM_NL__2PRFIN20020830_111957_000000492009_00051_02610_2597.N1	30-AUG-2002 11:19:57	Dark	48.500	47	2Bet CMa	1.9760	28000.	97	2610	No
233	GOM_NL__2PRFIN20020830_112133_000000442009_00051_02610_2598.N1	30-AUG-2002 11:21:33	Dark	44.000	23	21Eps CMa	1.5020	26000.	88	2610	No
234	GOM_NL__2PRFIN20020830_112313_000000402009_00051_02610_2599.N1	30-AUG-2002 11:23:13	Dark	40.000	70	Zet Pup	2.2460	39000.	80	2610	No
235	GOM_NL__2PRFIN20020830_112820_000000512009_00051_02610_2600.N1	30-AUG-2002 11:28:20	Dark	50.500	2	Alp Car	-0.73600	7000.0	101	2610	No
236	GOM_NL__2PRFIN20020830_113320_000001462009_00052_02611_2568.N1	30-AUG-2002 11:33:20	Dark	145.50	165	34Gam Eri	2.9500	3200.0	291	2611	No
237	GOM_NL__2PRFIN20020830_113738_000000582009_00052_02611_2569.N1	30-AUG-2002 11:37:38	Dark	58.000	157	The1Eri	2.9060	9300.0	116	2611	No
238	GOM_NL__2PRFIN20020830_113951_000000462009_00052_02611_2570.N1	30-AUG-2002 11:39:51	Dark	45.500	9	Alp Eri	0.45300	24000.	91	2611	No
239	GOM_NL__2PRFIN20020830_114421_000000422009_00052_02611_2571.N1	30-AUG-2002 11:44:21	Straylight	41.500	148	Alp Tuc	2.8780	4100.0	83	2611	No
240	GOM_NL__2PRFIN20020830_114548_000000572009_00052_02611_2572.N1	30-AUG-2002 11:45:48	Straylight	57.000	84	Alp Phe	2.3970	4500.0	114	2611	No
241	GOM_NL__2PRFIN20020830_114800_000000452009_00052_02611_2573.N1	30-AUG-2002 11:48:00	Straylight	45.000	31	Alp Gru	1.7340	15200.	90	2611	No
242	GOM_NL__2PRFIN20020830_115204_000000512009_00052_02611_2574.N1	30-AUG-2002 11:52:04	Straylight	50.500	18	24Alp PsA	1.1660	9700.0	101	2611	No
243	GOM_NL__2PRFIN20020830_115658_000000482009_00052_02611_2575.N1	30-AUG-2002 11:56:58	Bright	47.500	142	49Del Cap	2.8500	8900.0	95	2611	No
244	GOM_NL__2PRFIN20020830_120007_000000392009_00052_02611_2576.N1	30-AUG-2002 12:00:07	Bright	38.500	154	22Bet Aqr	2.8990	5700.0	77	2611	No
245	GOM_NL__2PRFIN20020830_120138_000000422009_00052_02611_2577.N1	30-AUG-2002 12:01:38	Bright	42.000	162	34Alp Aqr	2.9440	5350.0	84	2611	No
246	GOM_NL__2PRFIN20020830_120541_000000382009_00052_02611_2578.N1	30-AUG-2002 12:05:41	Bright	38.000	118	50Gam Aql	2.7180	4600.0	76	2611	No
247	GOM_NL__2PRFIN20020830_120746_000000492009_00052_02611_2579.N1	30-AUG-2002 12:07:46	Bright	48.500	90	54Alp Peg	2.4870	11000.	97	2611	No
248	GOM_NL__2PRFIN20020830_121128_000000362009_00052_02611_2580.N1	30-AUG-2002 12:11:28	Bright	36.000	92	53Eps Cyg	2.5000	4500.0	72	2611	No
249	GOM_NL__2PRFIN20020830_121320_000000382009_00052_02611_2581.N1	30-AUG-2002 12:13:20	Bright	38.000	66	37Gam Cyg	2.2080	5900.0	76	2611	No
250	GOM_NL__2PRFIN20020830_121439_000000392009_00052_02611_2582.N1	30-AUG-2002 12:14:39	Bright	38.500	19	50Alp Cyg	1.2460	10500.	77	2611	No
251	GOM_NL__2PRFIN20020830_121634_000000692009_00052_02611_2583.N1	30-AUG-2002 12:16:34	Bright	68.500	58	21Alp And	2.0730	11000.	137	2611	No
252	GOM_NL__2PRFIN20020830_121940_000000382009_00052_02611_2584.N1	30-AUG-2002 12:19:40	Bright	37.500	89	5Alp Cep	2.4510	8000.0	75	2611	No
253	GOM_NL__2PRFIN20020830_122242_000000462009_00052_02611_2585.N1	30-AUG-2002 12:22:42	Bright	46.000	74	11Bet Cas	2.2680	6600.0	92	2611	No
254	GOM_NL__2PRFIN20020830_122451_000000482009_00052_02611_2586.N1	30-AUG-2002 12:24:51	Bright	48.000	76	27Gam Cas	2.3000	30000.	96	2611	No
255	GOM_NL__2PRFIN20020830_122717_000000382009_00052_02611_2587.N1	30-AUG-2002 12:27:17	Bright	38.000	49	1Alp UMi	1.9900	6300.0	76	2611	No
256	GOM_NL__2PRFIN20020830_123054_000000952009_00052_02611_2588.N1	30-AUG-2002 12:30:54	Bright	95.000	73	57Gam1And	2.2600	13100.	190	2611	No
257	GOM_NL__2PRFIN20020830_123421_000000652009_00052_02611_2589.N1	30-AUG-2002 12:34:21	Bright	65.000	35	33Alp Per	1.7950	6250.0	130	2611	No
258	GOM_NL__2PRFIN20020830_123738_000000992009_00052_02611_2590.N1	30-AUG-2002 12:37:38	Bright	98.500	79	26Bet Per	2.3100	13100.	197	2611	No
259	GOM_NL__2PRFIN20020830_124034_000000822009_00052_02611_2591.N1	30-AUG-2002 12:40:34	Bright	81.500	149	45Eps Per	2.8880	30000.	163	2611	No
260	GOM_NL__2PRFIN20020830_124411_000000372009_00052_02611_2592.N1	30-AUG-2002 12:44:11	Bright	36.500	24	66Alp Gem	1.5800	10200.	73	2611	No
261	GOM_NL__2PRFIN20020830_124643_000000662009_00052_02611_2593.N1	30-AUG-2002 12:46:43	Twi_and_stray	66.000	28	12Bet Tau	1.6500	15200.	132	2611	No
262	GOM_NL__2PRFIN20020830_124946_000000522009_00052_02611_2594.N1	30-AUG-2002 12:49:46	Twi_and_stray	52.000	44	24Gam Gem	1.9280	11000.	104	2611	No
263	GOM_NL__2PRFIN20020830_125150_000000462009_00052_02611_2595.N1	30-AUG-2002 12:51:50	Twilight	46.000	8	10Alp CMi	0.40000	6500.0	92	2611	No
264	GOM_NL__2PRFIN20020830_125412_000000722009_00052_02611_2596.N1	30-AUG-2002 12:54:12	Dark	72.000	14	58Alp Ori	0.87000	3000.0	144	2611	No
265	GOM_NL__2PRFIN20020830_125618_000000732009_00052_02611_2597.N1	30-AUG-2002 12:56:18	Dark	72.500	27	24Gam Ori	1.6360	26000.	145	2611	No
266	GOM_NL__2PRFIN20020830_125813_000000632009_00052_02611_2598.N1	30-AUG-2002 12:58:13	Dark	63.000	30	46Eps Ori	1.6940	30000.	126	2611	No
267	GOM_NL__2PRFIN20020830_130034_000000502009_00052_02611_2599.N1	30-AUG-2002 13:00:34	Dark	49.500	47	2Bet CMa	1.9760	28000.	99	2611	No
268	GOM_NL__2PRFIN20020830_130210_000000442009_00052_02611_2600.N1	30-AUG-2002 13:02:10	Dark	44.000	23	21Eps CMa	1.5020	26000.	88	2611	No
269	GOM_NL__2PRFIN20020830_130349_000000402009_00052_02611_2601.N1	30-AUG-2002 13:03:49	Dark	39.500	70	Zet Pup	2.2460	39000.	79	2611	No
270	GOM_NL__2PRFIN20020830_130856_000000482009_00052_02611_2602.N1	30-AUG-2002 13:08:56	Dark	48.000	2	Alp Car	-0.73600	7000.0	96	2611	No
271	GOM_NL__2PRFIN20020830_131359_000001382009_00053_02612_2568.N1	30-AUG-2002 13:13:59	Dark	137.50	165	34Gam Eri	2.9500	3200.0	275	2612	No
272	GOM_NL__2PRFIN20020830_131816_000000562009_00053_02612_2569.N1	30-AUG-2002 13:18:16	Dark	56.000	157	The1Eri	2.9060	9300.0	112	2612	No
273	GOM_NL__2PRFIN20020830_132027_000000462009_00053_02612_2570.N1	30-AUG-2002 13:20:27	Dark	46.000	9	Alp Eri	0.45300	24000.	92	2612	No
274	GOM_NL__2PRFIN20020830_132458_000000402009_00053_02612_2571.N1	30-AUG-2002 13:24:58	Straylight	40.000	148	Alp Tuc	2.8780	4100.0	80	2612	No
275	GOM_NL__2PRFIN20020830_132625_000000532009_00053_02612_2572.N1	30-AUG-2002 13:26:25	Straylight	52.500	84	Alp Phe	2.3970	4500.0	105	2612	No
276	GOM_NL__2PRFIN20020830_132837_000000412009_00053_02612_2573.N1	30-AUG-2002 13:28:37	Straylight	40.500	31	Alp Gru	1.7340	15200.	81	2612	No
277	GOM_NL__2PRFIN20020830_133240_000000502009_00053_02612_2574.N1	30-AUG-2002 13:32:40	Straylight	50.000	18	24Alp PsA	1.1660	9700.0	100	2612	No
278	GOM_NL__2PRFIN20020830_133734_000000532009_00053_02612_2575.N1	30-AUG-2002 13:37:34	Bright	53.000	142	49Del Cap	2.8500	8900.0	106	2612	No

279	GOM_NL__2PRFIN20020830_134043_000000402009_00053_02612_2576.N1	30-AUG-2002 13:40:43	Bright	39.500	154	22Bet Aqr	2.8990	5700.0	79	2612	No
280	GOM_NL__2PRFIN20020830_134214_000000422009_00053_02612_2577.N1	30-AUG-2002 13:42:14	Bright	41.500	162	34Alp Aqr	2.9440	5350.0	83	2612	No
281	GOM_NL__2PRFIN20020830_134618_000000392009_00053_02612_2578.N1	30-AUG-2002 13:46:18	Bright	39.000	118	50Gam Aql	2.7180	4600.0	78	2612	No
282	GOM_NL__2PRFIN20020830_134821_000000502009_00053_02612_2579.N1	30-AUG-2002 13:48:21	Bright	50.000	90	54Alp Peg	2.4870	11000.	100	2612	No
283	GOM_NL__2PRFIN20020830_135205_000000382009_00053_02612_2580.N1	30-AUG-2002 13:52:05	Bright	38.000	92	53Eps Cyg	2.5000	4500.0	76	2612	No
284	GOM_NL__2PRFIN20020830_135355_000000362009_00053_02612_2581.N1	30-AUG-2002 13:53:55	Bright	35.500	66	37Gam Cyg	2.2080	5900.0	71	2612	No
285	GOM_NL__2PRFIN20020830_135515_000000352009_00053_02612_2582.N1	30-AUG-2002 13:55:15	Bright	34.500	19	50Alp Cyg	1.2460	10500.	69	2612	No
286	GOM_NL__2PRFIN20020830_135707_000000672009_00053_02612_2583.N1	30-AUG-2002 13:57:07	Bright	66.500	58	21Alp And	2.0730	11000.	133	2612	No
287	GOM_NL__2PRFIN20020830_140016_000000352009_00053_02612_2584.N1	30-AUG-2002 14:00:16	Bright	35.000	89	5Alp Cep	2.4510	8000.0	70	2612	No
288	GOM_NL__2PRFIN20020830_140316_000000442009_00053_02612_2585.N1	30-AUG-2002 14:03:16	Bright	44.000	74	11Bet Cas	2.2680	6600.0	88	2612	No
289	GOM_NL__2PRFIN20020830_140525_000000482009_00053_02612_2586.N1	30-AUG-2002 14:05:25	Bright	47.500	76	27Gam Cas	2.3000	30000.	95	2612	No
290	GOM_NL__2PRFIN20020830_140753_000000372009_00053_02612_2587.N1	30-AUG-2002 14:07:53	Bright	36.500	49	1Alp UMi	1.9900	6300.0	73	2612	No
291	GOM_NL__2PRFIN20020830_141127_000000942009_00053_02612_2588.N1	30-AUG-2002 14:11:27	Bright	93.500	73	57Gam1And	2.2600	13100.	187	2612	No
292	GOM_NL__2PRFIN20020830_141455_000000672009_00053_02612_2589.N1	30-AUG-2002 14:14:55	Bright	66.500	35	33Alp Per	1.7950	6250.0	133	2612	No
293	GOM_NL__2PRFIN20020830_141812_000001052009_00053_02612_2590.N1	30-AUG-2002 14:18:12	Bright	104.50	79	26Bet Per	2.3100	13100.	209	2612	No
294	GOM_NL__2PRFIN20020830_142109_000000822009_00053_02612_2591.N1	30-AUG-2002 14:21:09	Bright	82.000	149	45Eps Per	2.8880	30000.	164	2612	No
295	GOM_NL__2PRFIN20020830_142447_000000402009_00053_02612_2592.N1	30-AUG-2002 14:24:47	Bright	40.000	24	66Alp Gem	1.5800	10200.	80	2612	No
296	GOM_NL__2PRFIN20020830_142718_000000702009_00053_02612_2593.N1	30-AUG-2002 14:27:18	Twilight	69.500	28	12Bet Tau	1.6500	15200.	139	2612	No
297	GOM_NL__2PRFIN20020830_143022_000000522009_00053_02612_2594.N1	30-AUG-2002 14:30:22	Twilight	51.500	44	24Gam Gem	1.9280	11000.	103	2612	No
298	GOM_NL__2PRFIN20020830_143226_000000492009_00053_02612_2595.N1	30-AUG-2002 14:32:26	Twilight	48.500	8	10Alp CMi	0.40000	6500.0	97	2612	No
299	GOM_NL__2PRFIN20020830_143447_000000742009_00053_02612_2596.N1	30-AUG-2002 14:34:47	Dark	74.000	14	58Alp Ori	0.87000	3000.0	148	2612	No
300	GOM_NL__2PRFIN20020830_143654_000000672009_00053_02612_2597.N1	30-AUG-2002 14:36:54	Dark	66.500	27	24Gam Ori	1.6360	26000.	133	2612	No
301	GOM_NL__2PRFIN20020830_143849_000000672009_00053_02612_2598.N1	30-AUG-2002 14:38:49	Dark	67.000	30	46Eps Ori	1.6940	30000.	134	2612	No
302	GOM_NL__2PRFIN20020830_144111_000000492009_00053_02612_2599.N1	30-AUG-2002 14:41:11	Dark	49.000	47	2Bet CMa	1.9760	28000.	98	2612	No
303	GOM_NL__2PRFIN20020830_144246_000000442009_00053_02612_2600.N1	30-AUG-2002 14:42:46	Dark	44.000	23	21Eps CMa	1.5020	26000.	88	2612	No
304	GOM_NL__2PRFIN20020830_144425_000000392009_00053_02612_2601.N1	30-AUG-2002 14:44:25	Dark	38.500	70	Zet Pup	2.2460	39000.	77	2612	No
305	GOM_NL__2PRFIN20020830_144932_000000482009_00053_02612_2602.N1	30-AUG-2002 14:49:32	Dark	47.500	2	Alp Car	-0.73600	7000.0	95	2612	No
306	GOM_NL__2PRFIN20020830_145438_000001362009_00054_02613_2568.N1	30-AUG-2002 14:54:38	Dark	136.00	165	34Gam Eri	2.9500	3200.0	272	2613	No
307	GOM_NL__2PRFIN20020830_145851_000000582009_00054_02613_2569.N1	30-AUG-2002 14:58:51	Dark	58.000	157	The1Eri	2.9060	9300.0	116	2613	No
308	GOM_NL__2PRFIN20020830_150104_000000462009_00054_02613_2570.N1	30-AUG-2002 15:01:04	Dark	46.000	9	Alp Eri	0.45300	24000.	92	2613	No
309	GOM_NL__2PRFIN20020830_150534_000000402009_00054_02613_2571.N1	30-AUG-2002 15:05:34	Straylight	39.500	148	Alp Tuc	2.8780	4100.0	79	2613	No
310	GOM_NL__2PRFIN20020830_150701_000000572009_00054_02613_2572.N1	30-AUG-2002 15:07:01	Straylight	57.000	84	Alp Phe	2.3970	4500.0	114	2613	No
311	GOM_NL__2PRFIN20020830_150912_000000412009_00054_02613_2573.N1	30-AUG-2002 15:09:12	Straylight	40.500	31	Alp Gru	1.7340	15200.	81	2613	No
312	GOM_NL__2PRFIN20020830_151316_000000542009_00054_02613_2574.N1	30-AUG-2002 15:13:16	Straylight	53.500	18	24Alp PsA	1.1660	9700.0	107	2613	No
313	GOM_NL__2PRFIN20020830_151810_000000522009_00054_02613_2575.N1	30-AUG-2002 15:18:10	Bright	52.000	142	49Del Cap	2.8500	8900.0	104	2613	No
314	GOM_NL__2PRFIN20020830_152119_000000402009_00054_02613_2576.N1	30-AUG-2002 15:21:19	Bright	40.000	154	22Bet Aqr	2.8990	5700.0	80	2613	No
315	GOM_NL__2PRFIN20020830_152249_000000442009_00054_02613_2577.N1	30-AUG-2002 15:22:49	Bright	43.500	162	34Alp Aqr	2.9440	5350.0	87	2613	No
316	GOM_NL__2PRFIN20020830_152654_000000382009_00054_02613_2578.N1	30-AUG-2002 15:26:54	Bright	37.500	118	50Gam Aql	2.7180	4600.0	75	2613	No
317	GOM_NL__2PRFIN20020830_152855_000000522009_00054_02613_2579.N1	30-AUG-2002 15:28:55	Bright	51.500	90	54Alp Peg	2.4870	11000.	103	2613	No
318	GOM_NL__2PRFIN20020830_153240_000000382009_00054_02613_2580.N1	30-AUG-2002 15:32:40	Bright	38.000	92	53Eps Cyg	2.5000	4500.0	76	2613	No
319	GOM_NL__2PRFIN20020830_153431_000000392009_00054_02613_2581.N1	30-AUG-2002 15:34:31	Bright	39.000	66	37Gam Cyg	2.2080	5900.0	78	2613	No
320	GOM_NL__2PRFIN20020830_153551_000000412009_00054_02613_2582.N1	30-AUG-2002 15:35:51	Bright	41.000	19	50Alp Cyg	1.2460	10500.	82	2613	No
321	GOM_NL__2PRFIN20020830_153742_000000692009_00054_02613_2583.N1	30-AUG-2002 15:37:42	Bright	68.500	58	21Alp And	2.0730	11000.	137	2613	No
322	GOM_NL__2PRFIN20020830_154051_000000392009_00054_02613_2584.N1	30-AUG-2002 15:40:51	Bright	38.500	89	5Alp Cep	2.4510	8000.0	77	2613	No
323	GOM_NL__2PRFIN20020830_154351_000000472009_00054_02613_2585.N1	30-AUG-2002 15:43:51	Bright	46.500	74	11Bet Cas	2.2680	6600.0	93	2613	No
324	GOM_NL__2PRFIN20020830_154601_000000502009_00054_02613_2586.N1	30-AUG-2002 15:46:01	Bright	49.500	76	27Gam Cas	2.3000	30000.	99	2613	No
325	GOM_NL__2PRFIN20020830_154829_000000382009_00054_02613_2587.N1	30-AUG-2002 15:48:29	Bright	37.500	49	1Alp UMi	1.9900	6300.0	75	2613	No
326	GOM_NL__2PRFIN20020830_155201_000000982009_00054_02613_2588.N1	30-AUG-2002 15:52:01	Bright	97.500	73	57Gam1And	2.2600	13100.	195	2613	No
327	GOM_NL__2PRFIN20020830_155529_000000692009_00054_02613_2589.N1	30-AUG-2002 15:55:29	Bright	69.000	35	33Alp Per	1.7950	6250.0	138	2613	No
328	GOM_NL__2PRFIN20020830_155847_000001022009_00054_02613_2590.N1	30-AUG-2002 15:58:47	Bright	101.50	79	26Bet Per	2.3100	13100.	203	2613	No
329	GOM_NL__2PRFIN20020830_160144_000000812009_00054_02613_2591.N1	30-AUG-2002 16:01:44	Bright	81.000	149	45Eps Per	2.8880	30000.	162	2613	No
330	GOM_NL__2PRFIN20020830_160523_000000452009_00054_02613_2592.N1	30-AUG-2002 16:05:23	Bright	45.000	24	66Alp Gem	1.5800	10200.	90	2613	No
331	GOM_NL__2PRFIN20020830_160754_000000732009_00054_02613_2593.N1	30-AUG-2002 16:07:54	Twilight	73.000	28	12Bet Tau	1.6500	15200.	146	2613	No
332	GOM_NL__2PRFIN20020830_161058_000000542009_00054_02613_2594.N1	30-AUG-2002 16:10:58	Twilight	54.000	44	24Gam Gem	1.9280	11000.	108	2613	No
333	GOM_NL__2PRFIN20020830_161302_000000532009_00054_02613_2595.N1	30-AUG-2002 16:13:02	Twilight	53.000	8	10Alp CMi	0.40000	6500.0	106	2613	No
334	GOM_NL__2PRFIN20020830_161522_000000702009_00054_02613_2596.N1	30-AUG-2002 16:15:22	Dark	69.500	14	58Alp Ori	0.87000	3000.0	139	2613	No
335	GOM_NL__2PRFIN20020830_161731_000000742009_00054_02613_2597.N1	30-AUG-2002 16:17:31	Dark	74.000	27	24Gam Ori	1.6360	26000.	148	2613	No
336	GOM_NL__2PRFIN20020830_161926_000000642009_00054_02613_2598.N1	30-AUG-2002 16:19:26	Dark	63.500	30	46Eps Ori	1.6940	30000.	127	2613	No
337	GOM_NL__2PRFIN20020830_162147_000000502009_00054_02613_2599.N1	30-AUG-2002 16:21:47	Dark	50.000	47	2Bet CMa	1.9760	28000.	100	2613	No



338	GOM_NL__2PRFIN20020830_162323_000000452009_00054_02613_2600.N1	30-AUG-2002 16:23:23	Dark	44.500	23	21Eps CMa	1.5020	26000.	89	2613	No
339	GOM_NL__2PRFIN20020830_162501_000000432009_00054_02613_2601.N1	30-AUG-2002 16:25:01	Dark	43.000	70	Zet Pup	2.2460	39000.	86	2613	No
340	GOM_NL__2PRFIN20020830_163008_000000522009_00054_02613_2602.N1	30-AUG-2002 16:30:08	Dark	52.000	2	Alp Car	-0.73600	7000.0	104	2613	No
341	GOM_NL__2PRFIN20020830_163518_000001552009_00055_02614_2568.N1	30-AUG-2002 16:35:18	Dark	155.00	165	34Gam Eri	2.9500	3200.0	310	2614	No
342	GOM_NL__2PRFIN20020830_163927_000000622009_00055_02614_2569.N1	30-AUG-2002 16:39:27	Dark	62.000	157	The1Eri	2.9060	9300.0	124	2614	No
343	GOM_NL__2PRFIN20020830_164140_000000452009_00055_02614_2570.N1	30-AUG-2002 16:41:40	Dark	45.000	9	Alp Eri	0.45300	24000.	90	2614	No
344	GOM_NL__2PRFIN20020830_164610_000000412009_00055_02614_2571.N1	30-AUG-2002 16:46:10	Straylight	40.500	148	Alp Tuc	2.8780	4100.0	81	2614	No
345	GOM_NL__2PRFIN20020830_164738_000000582009_00055_02614_2572.N1	30-AUG-2002 16:47:38	Straylight	57.500	84	Alp Phe	2.3970	4500.0	115	2614	No
346	GOM_NL__2PRFIN20020830_164949_000000382009_00055_02614_2573.N1	30-AUG-2002 16:49:49	Straylight	38.000	31	Alp Gru	1.7340	15200.	76	2614	No
347	GOM_NL__2PRFIN20020830_165352_000000512009_00055_02614_2574.N1	30-AUG-2002 16:53:52	Straylight	50.500	18	24Alp PsA	1.1660	9700.0	101	2614	No
348	GOM_NL__2PRFIN20020830_165845_000000442009_00055_02614_2575.N1	30-AUG-2002 16:58:45	Bright	44.000	142	49Del Cap	2.8500	8900.0	88	2614	No
349	GOM_NL__2PRFIN20020830_170154_000000412009_00055_02614_2576.N1	30-AUG-2002 17:01:54	Bright	41.000	154	22Bet Aqr	2.8990	5700.0	82	2614	No
350	GOM_NL__2PRFIN20020830_170324_000000442009_00055_02614_2577.N1	30-AUG-2002 17:03:24	Bright	43.500	162	34Alp Aqr	2.9440	5350.0	87	2614	No
351	GOM_NL__2PRFIN20020830_170730_000000412009_00055_02614_2578.N1	30-AUG-2002 17:07:30	Bright	41.000	118	50Gam Aql	2.7180	4600.0	82	2614	No
352	GOM_NL__2PRFIN20020830_170931_000000512009_00055_02614_2579.N1	30-AUG-2002 17:09:31	Bright	51.000	90	54Alp Peg	2.4870	11000.	102	2614	No
353	GOM_NL__2PRFIN20020830_171316_000000382009_00055_02614_2580.N1	30-AUG-2002 17:13:16	Bright	37.500	92	53Eps Cyg	2.5000	4500.0	75	2614	No
354	GOM_NL__2PRFIN20020830_171506_000000362009_00055_02614_2581.N1	30-AUG-2002 17:15:06	Bright	36.000	66	37Gam Cyg	2.2080	5900.0	72	2614	No
355	GOM_NL__2PRFIN20020830_171626_000000402009_00055_02614_2582.N1	30-AUG-2002 17:16:26	Bright	39.500	19	50Alp Cyg	1.2460	10500.	79	2614	No
356	GOM_NL__2PRFIN20020830_171816_000000692009_00055_02614_2583.N1	30-AUG-2002 17:18:16	Bright	69.000	58	21Alp And	2.0730	11000.	138	2614	No
357	GOM_NL__2PRFIN20020830_172126_000000402009_00055_02614_2584.N1	30-AUG-2002 17:21:26	Bright	40.000	89	5Alp Cep	2.4510	8000.0	80	2614	No
358	GOM_NL__2PRFIN20020830_172426_000000472009_00055_02614_2585.N1	30-AUG-2002 17:24:26	Bright	47.000	74	11Bet Cas	2.2680	6600.0	94	2614	No
359	GOM_NL__2PRFIN20020830_172636_000000492009_00055_02614_2586.N1	30-AUG-2002 17:26:36	Bright	48.500	76	27Gam Cas	2.3000	30000.	97	2614	No
360	GOM_NL__2PRFIN20020830_172903_000000392009_00055_02614_2587.N1	30-AUG-2002 17:29:03	Bright	38.500	49	1Alp UMi	1.9900	6300.0	77	2614	No
361	GOM_NL__2PRFIN20020830_173236_000000942009_00055_02614_2588.N1	30-AUG-2002 17:32:36	Bright	94.000	73	57Gam1And	2.2600	13100.	188	2614	No
362	GOM_NL__2PRFIN20020830_173605_000000662009_00055_02614_2589.N1	30-AUG-2002 17:36:05	Bright	66.000	35	33Alp Per	1.7950	6250.0	132	2614	No
363	GOM_NL__2PRFIN20020830_173922_000001022009_00055_02614_2590.N1	30-AUG-2002 17:39:22	Bright	102.00	79	26Bet Per	2.3100	13100.	204	2614	No
364	GOM_NL__2PRFIN20020830_174220_000000802009_00055_02614_2591.N1	30-AUG-2002 17:42:20	Bright	80.000	149	45Eps Per	2.8880	30000.	160	2614	No
365	GOM_NL__2PRFIN20020830_174559_000000412009_00055_02614_2592.N1	30-AUG-2002 17:45:59	Bright	40.500	24	66Alp Gem	1.5800	10200.	81	2614	No
366	GOM_NL__2PRFIN20020830_174831_000000682009_00055_02614_2593.N1	30-AUG-2002 17:48:31	Tw_i_and_stray	67.500	28	12Bet Tau	1.6500	15200.	135	2614	No
367	GOM_NL__2PRFIN20020830_175133_000000522009_00055_02614_2594.N1	30-AUG-2002 17:51:33	Tw_i_and_stray	51.500	44	24Gam Gem	1.9280	11000.	103	2614	No
368	GOM_NL__2PRFIN20020830_175337_000000502009_00055_02614_2595.N1	30-AUG-2002 17:53:37	Twilight	50.000	8	10Alp CMi	0.40000	6500.0	100	2614	No
369	GOM_NL__2PRFIN20020830_175600_000000732009_00055_02614_2596.N1	30-AUG-2002 17:56:00	Dark	73.000	14	58Alp Ori	0.87000	3000.0	146	2614	No
370	GOM_NL__2PRFIN20020830_175809_000000702009_00055_02614_2597.N1	30-AUG-2002 17:58:09	Dark	70.000	27	24Gam Ori	1.6360	26000.	140	2614	No
371	GOM_NL__2PRFIN20020830_180003_000000612009_00055_02614_2598.N1	30-AUG-2002 18:00:03	Dark	61.000	30	46Eps Ori	1.6940	30000.	122	2614	No
372	GOM_NL__2PRFIN20020830_180223_000000472009_00055_02614_2599.N1	30-AUG-2002 18:02:23	Dark	46.500	47	2Bet CMa	1.9760	28000.	93	2614	No
373	GOM_NL__2PRFIN20020830_180359_000000452009_00055_02614_2600.N1	30-AUG-2002 18:03:59	Dark	45.000	23	21Eps CMa	1.5020	26000.	90	2614	No
374	GOM_NL__2PRFIN20020830_180537_000000392009_00055_02614_2601.N1	30-AUG-2002 18:05:37	Dark	39.000	70	Zet Pup	2.2460	39000.	78	2614	No
375	GOM_NL__2PRFIN20020830_181045_000000472009_00055_02614_2602.N1	30-AUG-2002 18:10:45	Dark	46.500	2	Alp Car	-0.73600	7000.0	93	2614	No
376	GOM_NL__2PRFIN20020830_181557_000001482009_00056_02615_2568.N1	30-AUG-2002 18:15:57	Dark	148.00	165	34Gam Eri	2.9500	3200.0	296	2615	No
377	GOM_NL__2PRFIN20020830_182004_000000592009_00056_02615_2569.N1	30-AUG-2002 18:20:04	Dark	59.000	157	The1Eri	2.9060	9300.0	118	2615	No
378	GOM_NL__2PRFIN20020830_182217_000000512009_00056_02615_2570.N1	30-AUG-2002 18:22:17	Dark	51.000	9	Alp Eri	0.45300	24000.	102	2615	No
379	GOM_NL__2PRFIN20020830_182646_000000462009_00056_02615_2571.N1	30-AUG-2002 18:26:46	Straylight	45.500	148	Alp Tuc	2.8780	4100.0	91	2615	No
380	GOM_NL__2PRFIN20020830_182815_000000602009_00056_02615_2572.N1	30-AUG-2002 18:28:15	Straylight	59.500	84	Alp Phe	2.3970	4500.0	119	2615	No
381	GOM_NL__2PRFIN20020830_183025_000000412009_00056_02615_2573.N1	30-AUG-2002 18:30:25	Straylight	40.500	31	Alp Gru	1.7340	15200.	81	2615	No
382	GOM_NL__2PRFIN20020830_183429_000000512009_00056_02615_2574.N1	30-AUG-2002 18:34:29	Straylight	51.000	18	24Alp PsA	1.1660	9700.0	102	2615	No
383	GOM_NL__2PRFIN20020830_183922_000000422009_00056_02615_2575.N1	30-AUG-2002 18:39:22	Bright	42.000	142	49Del Cap	2.8500	8900.0	84	2615	No
384	GOM_NL__2PRFIN20020830_184230_000000402009_00056_02615_2576.N1	30-AUG-2002 18:42:30	Bright	39.500	154	22Bet Aqr	2.8990	5700.0	79	2615	No
385	GOM_NL__2PRFIN20020830_184401_000000442009_00056_02615_2577.N1	30-AUG-2002 18:44:01	Bright	43.500	162	34Alp Aqr	2.9440	5350.0	87	2615	No
386	GOM_NL__2PRFIN20020830_184806_000000372009_00056_02615_2578.N1	30-AUG-2002 18:48:06	Bright	36.500	118	50Gam Aql	2.7180	4600.0	73	2615	No
387	GOM_NL__2PRFIN20020830_185006_000000512009_00056_02615_2579.N1	30-AUG-2002 18:50:06	Bright	51.000	90	54Alp Peg	2.4870	11000.	102	2615	No
388	GOM_NL__2PRFIN20020830_185352_000000382009_00056_02615_2580.N1	30-AUG-2002 18:53:52	Bright	38.000	92	53Eps Cyg	2.5000	4500.0	76	2615	No
389	GOM_NL__2PRFIN20020830_185543_000000392009_00056_02615_2581.N1	30-AUG-2002 18:55:43	Bright	39.000	66	37Gam Cyg	2.2080	5900.0	78	2615	No
390	GOM_NL__2PRFIN20020830_185703_000000392009_00056_02615_2582.N1	30-AUG-2002 18:57:03	Bright	39.000	19	50Alp Cyg	1.2460	10500.	78	2615	No
391	GOM_NL__2PRFIN20020830_185850_000000722009_00056_02615_2583.N1	30-AUG-2002 18:58:50	Bright	72.000	58	21Alp And	2.0730	11000.	144	2615	No
392	GOM_NL__2PRFIN20020830_190203_000000392009_00056_02615_2584.N1	30-AUG-2002 19:02:03	Bright	39.000	89	5Alp Cep	2.4510	8000.0	78	2615	No
393	GOM_NL__2PRFIN20020830_190501_000000472009_00056_02615_2585.N1	30-AUG-2002 19:05:01	Bright	46.500	74	11Bet Cas	2.2680	6600.0	93	2615	No
394	GOM_NL__2PRFIN20020830_190711_000000502009_00056_02615_2586.N1	30-AUG-2002 19:07:11	Bright	50.000	76	27Gam Cas	2.3000	30000.	100	2615	No
395	GOM_NL__2PRFIN20020830_190939_000000382009_00056_02615_2587.N1	30-AUG-2002 19:09:39	Bright	38.000	49	1Alp UMi	1.9900	6300.0	76	2615	No
396	GOM_NL__2PRFIN20020830_191310_000000952009_00056_02615_2588.N1	30-AUG-2002 19:13:10	Bright	95.000	73	57Gam1And	2.2600	13100.	190	2615	No



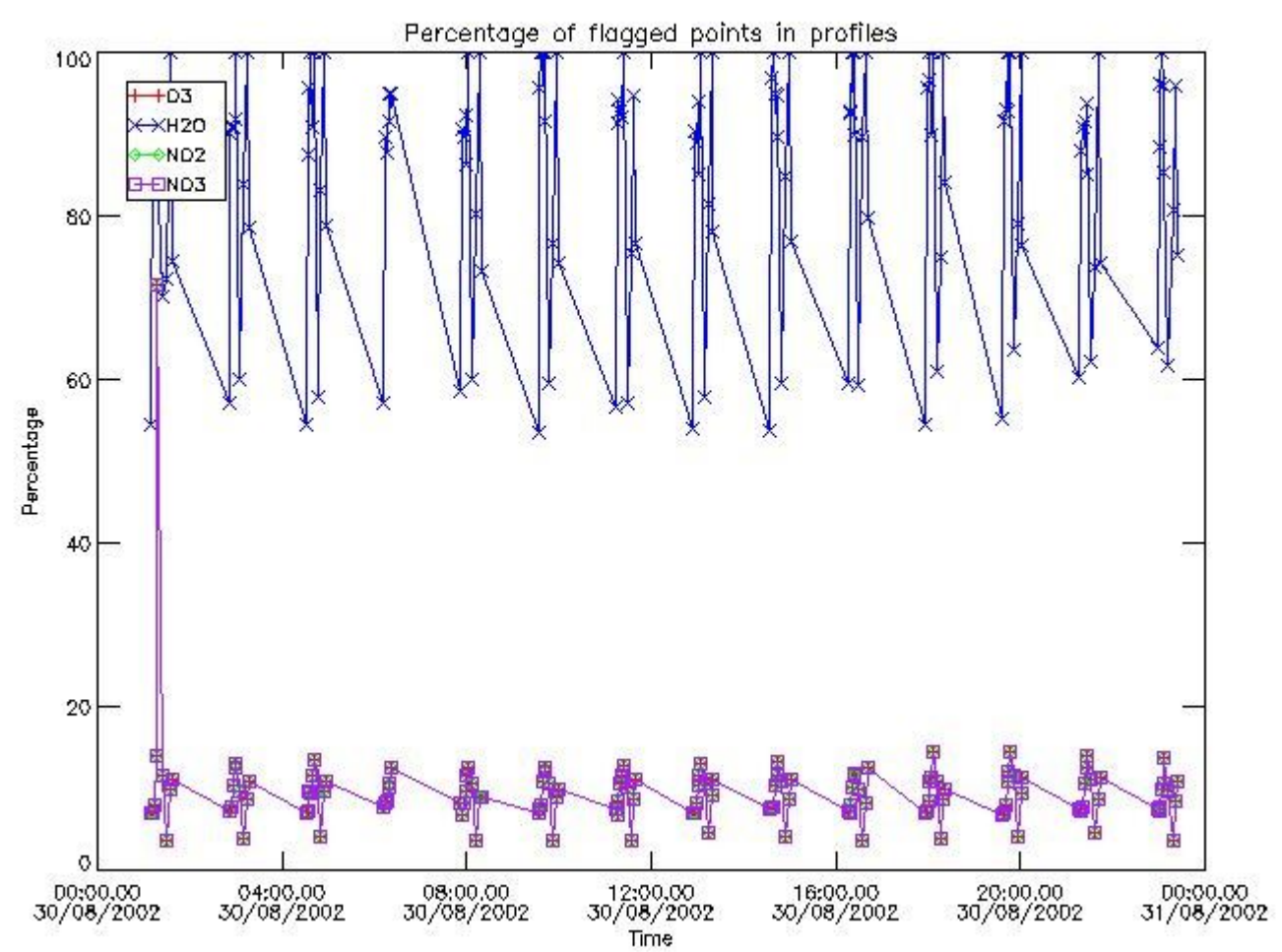
397	GOM_NL__2PRFIN20020830_191640_000000662009_00056_02615_2589.N1	30-AUG-2002 19:16:40	Bright	65.500	35	33Alp Per	1.7950	6250.0	131	2615	No
398	GOM_NL__2PRFIN20020830_191956_000000942009_00056_02615_2590.N1	30-AUG-2002 19:19:56	Bright	94.000	79	26Bet Per	2.3100	13100.	188	2615	No
399	GOM_NL__2PRFIN20020830_192255_000000812009_00056_02615_2591.N1	30-AUG-2002 19:22:55	Bright	80.500	149	45Eps Per	2.8880	30000.	161	2615	No
400	GOM_NL__2PRFIN20020830_192635_000000532009_00056_02615_2592.N1	30-AUG-2002 19:26:35	Bright	53.000	24	66Alp Gem	1.5800	10200.	106	2615	No
401	GOM_NL__2PRFIN20020830_192907_000000662009_00056_02615_2593.N1	30-AUG-2002 19:29:07	Twilight	66.000	28	12Bet Tau	1.6500	15200.	132	2615	No
402	GOM_NL__2PRFIN20020830_193210_000000532009_00056_02615_2594.N1	30-AUG-2002 19:32:10	Twilight	52.500	44	24Gam Gem	1.9280	11000.	105	2615	No
403	GOM_NL__2PRFIN20020830_193414_000000532009_00056_02615_2595.N1	30-AUG-2002 19:34:14	Twilight	52.500	8	10Alp CMI	0.40000	6500.0	105	2615	No
404	GOM_NL__2PRFIN20020830_193635_000000752009_00056_02615_2596.N1	30-AUG-2002 19:36:35	Dark	75.000	14	58Alp Ori	0.87000	3000.0	150	2615	No
405	GOM_NL__2PRFIN20020830_193845_000000732009_00056_02615_2597.N1	30-AUG-2002 19:38:45	Dark	72.500	27	24Gam Ori	1.6360	26000.	145	2615	No
406	GOM_NL__2PRFIN20020830_194038_000000652009_00056_02615_2598.N1	30-AUG-2002 19:40:38	Dark	65.000	30	46Eps Ori	1.6940	30000.	130	2615	No
407	GOM_NL__2PRFIN20020830_194300_000000472009_00056_02615_2599.N1	30-AUG-2002 19:43:00	Dark	47.000	47	2Bet CMa	1.9760	28000.	94	2615	No
408	GOM_NL__2PRFIN20020830_194435_000000422009_00056_02615_2600.N1	30-AUG-2002 19:44:35	Dark	42.000	23	21Eps CMa	1.5020	26000.	84	2615	No
409	GOM_NL__2PRFIN20020830_194613_000000392009_00056_02615_2601.N1	30-AUG-2002 19:46:13	Dark	38.500	70	Zet Pup	2.2460	39000.	77	2615	No
410	GOM_NL__2PRFIN20020830_195121_000000452009_00056_02615_2602.N1	30-AUG-2002 19:51:21	Dark	44.500	2	Alp Car	-0.73600	7000.0	89	2615	No
411	GOM_NL__2PRFIN20020830_195637_000001392009_00057_02616_2568.N1	30-AUG-2002 19:56:37	Dark	139.00	165	34Gam Eri	2.9500	3200.0	278	2616	No
412	GOM_NL__2PRFIN20020830_200041_000000602009_00057_02616_2569.N1	30-AUG-2002 20:00:41	Dark	60.000	157	The1Eri	2.9060	9300.0	120	2616	No
413	GOM_NL__2PRFIN20020830_200254_000000452009_00057_02616_2570.N1	30-AUG-2002 20:02:54	Dark	45.000	9	Alp Eri	0.45300	24000.	90	2616	No
414	GOM_NL__2PRFIN20020830_200723_000000402009_00057_02616_2571.N1	30-AUG-2002 20:07:23	Straylight	39.500	148	Alp Tuc	2.8780	4100.0	79	2616	No
415	GOM_NL__2PRFIN20020830_200851_000000502009_00057_02616_2572.N1	30-AUG-2002 20:08:51	Straylight	50.000	84	Alp Phe	2.3970	4500.0	100	2616	No
416	GOM_NL__2PRFIN20020830_201101_000000442009_00057_02616_2573.N1	30-AUG-2002 20:11:01	Straylight	43.500	31	Alp Gru	1.7340	15200.	87	2616	No
417	GOM_NL__2PRFIN20020830_201505_000000502009_00057_02616_2574.N1	30-AUG-2002 20:15:05	Straylight	49.500	18	24Alp PsA	1.1660	9700.0	99	2616	No
418	GOM_NL__2PRFIN20020830_201958_000000532009_00057_02616_2575.N1	30-AUG-2002 20:19:58	Bright	53.000	142	49Del Cap	2.8500	8900.0	106	2616	No
419	GOM_NL__2PRFIN20020830_202307_000000402009_00057_02616_2576.N1	30-AUG-2002 20:23:07	Bright	40.000	154	22Bet Aqr	2.8990	5700.0	80	2616	No
420	GOM_NL__2PRFIN20020830_202437_000000432009_00057_02616_2577.N1	30-AUG-2002 20:24:37	Bright	43.000	162	34Alp Aqr	2.9440	5350.0	86	2616	No
421	GOM_NL__2PRFIN20020830_202843_000000402009_00057_02616_2578.N1	30-AUG-2002 20:28:43	Bright	39.500	118	50Gam Aql	2.7180	4600.0	79	2616	No
422	GOM_NL__2PRFIN20020830_203039_000000552009_00057_02616_2579.N1	30-AUG-2002 20:30:39	Bright	54.500	90	54Alp Peg	2.4870	11000.	109	2616	No
423	GOM_NL__2PRFIN20020830_203428_000000382009_00057_02616_2580.N1	30-AUG-2002 20:34:28	Bright	37.500	92	53Eps Cyg	2.5000	4500.0	75	2616	No
424	GOM_NL__2PRFIN20020830_203619_000000372009_00057_02616_2581.N1	30-AUG-2002 20:36:19	Bright	37.000	66	37Gam Cyg	2.2080	5900.0	74	2616	No
425	GOM_NL__2PRFIN20020830_203739_000000362009_00057_02616_2582.N1	30-AUG-2002 20:37:39	Bright	35.500	19	50Alp Cyg	1.2460	10500.	71	2616	No
426	GOM_NL__2PRFIN20020830_203925_000000722009_00057_02616_2583.N1	30-AUG-2002 20:39:25	Bright	71.500	58	21Alp And	2.0730	11000.	143	2616	No
427	GOM_NL__2PRFIN20020830_204239_000000392009_00057_02616_2584.N1	30-AUG-2002 20:42:39	Bright	39.000	89	5Alp Cep	2.4510	8000.0	78	2616	No
428	GOM_NL__2PRFIN20020830_204535_000000502009_00057_02616_2585.N1	30-AUG-2002 20:45:35	Bright	49.500	74	11Bet Cas	2.2680	6600.0	99	2616	No
429	GOM_NL__2PRFIN20020830_204744_000000522009_00057_02616_2586.N1	30-AUG-2002 20:47:44	Bright	51.500	76	27Gam Cas	2.3000	30000.	103	2616	No
430	GOM_NL__2PRFIN20020830_205016_000000392009_00057_02616_2587.N1	30-AUG-2002 20:50:16	Bright	38.500	49	1Alp UMi	1.9900	6300.0	77	2616	No
431	GOM_NL__2PRFIN20020830_205344_000000962009_00057_02616_2588.N1	30-AUG-2002 20:53:44	Bright	96.000	73	57Gam1And	2.2600	13100.	192	2616	No
432	GOM_NL__2PRFIN20020830_205714_000000692009_00057_02616_2589.N1	30-AUG-2002 20:57:14	Bright	68.500	35	33Alp Per	1.7950	6250.0	137	2616	No
433	GOM_NL__2PRFIN20020830_210031_000000912009_00057_02616_2590.N1	30-AUG-2002 21:00:31	Bright	90.500	79	26Bet Per	2.3100	13100.	181	2616	No
434	GOM_NL__2PRFIN20020830_210331_000000792009_00057_02616_2591.N1	30-AUG-2002 21:03:31	Bright	79.000	149	45Eps Per	2.8880	30000.	158	2616	No
435	GOM_NL__2PRFIN20020830_210711_000000392009_00057_02616_2592.N1	30-AUG-2002 21:07:11	Bright	38.500	24	66Alp Gem	1.5800	10200.	77	2616	No
436	GOM_NL__2PRFIN20020830_210943_000000632009_00057_02616_2593.N1	30-AUG-2002 21:09:43	Twilight	63.000	28	12Bet Tau	1.6500	15200.	126	2616	No
437	GOM_NL__2PRFIN20020830_211245_000000522009_00057_02616_2594.N1	30-AUG-2002 21:12:45	Twilight	51.500	44	24Gam Gem	1.9280	11000.	103	2616	No
438	GOM_NL__2PRFIN20020830_211450_000000532009_00057_02616_2595.N1	30-AUG-2002 21:14:50	Twilight	53.000	8	10Alp CMI	0.40000	6500.0	106	2616	No
439	GOM_NL__2PRFIN20020830_211712_000000692009_00057_02616_2596.N1	30-AUG-2002 21:17:12	Dark	68.500	14	58Alp Ori	0.87000	3000.0	137	2616	No
440	GOM_NL__2PRFIN20020830_211923_000000722009_00057_02616_2597.N1	30-AUG-2002 21:19:23	Dark	71.500	27	24Gam Ori	1.6360	26000.	143	2616	No
441	GOM_NL__2PRFIN20020830_212115_000000662009_00057_02616_2598.N1	30-AUG-2002 21:21:15	Dark	66.000	30	46Eps Ori	1.6940	30000.	132	2616	No
442	GOM_NL__2PRFIN20020830_212337_000000482009_00057_02616_2599.N1	30-AUG-2002 21:23:37	Dark	48.000	47	2Bet CMa	1.9760	28000.	96	2616	No
443	GOM_NL__2PRFIN20020830_212512_000000412009_00057_02616_2600.N1	30-AUG-2002 21:25:12	Dark	40.500	23	21Eps CMa	1.5020	26000.	81	2616	No
444	GOM_NL__2PRFIN20020830_212650_000000402009_00057_02616_2601.N1	30-AUG-2002 21:26:50	Dark	40.000	70	Zet Pup	2.2460	39000.	80	2616	No
445	GOM_NL__2PRFIN20020830_213158_000000462009_00057_02616_2602.N1	30-AUG-2002 21:31:58	Dark	45.500	2	Alp Car	-0.73600	7000.0	91	2616	No
446	GOM_NL__2PRFIN20020830_213717_000001452009_00058_02617_2568.N1	30-AUG-2002 21:37:17	Dark	145.00	165	34Gam Eri	2.9500	3200.0	290	2617	No
447	GOM_NL__2PRFIN20020830_214120_000000592009_00058_02617_2569.N1	30-AUG-2002 21:41:20	Dark	58.500	157	The1Eri	2.9060	9300.0	117	2617	No
448	GOM_NL__2PRFIN20020830_214329_000000452009_00058_02617_2570.N1	30-AUG-2002 21:43:29	Dark	44.500	9	Alp Eri	0.45300	24000.	89	2617	No
449	GOM_NL__2PRFIN20020830_214759_000000402009_00058_02617_2571.N1	30-AUG-2002 21:47:59	Straylight	39.500	148	Alp Tuc	2.8780	4100.0	79	2617	No
450	GOM_NL__2PRFIN20020830_214927_000000552009_00058_02617_2572.N1	30-AUG-2002 21:49:27	Straylight	55.000	84	Alp Phe	2.3970	4500.0	110	2617	No
451	GOM_NL__2PRFIN20020830_215137_000000452009_00058_02617_2573.N1	30-AUG-2002 21:51:37	Straylight	45.000	31	Alp Gru	1.7340	15200.	90	2617	No
452	GOM_NL__2PRFIN20020830_215541_000000542009_00058_02617_2574.N1	30-AUG-2002 21:55:41	Straylight	54.000	18	24Alp PsA	1.1660	9700.0	108	2617	No
453	GOM_NL__2PRFIN20020830_220033_000000462009_00058_02617_2575.N1	30-AUG-2002 22:00:33	Bright	46.000	142	49Del Cap	2.8500	8900.0	92	2617	No
454	GOM_NL__2PRFIN20020830_220343_000000402009_00058_02617_2576.N1	30-AUG-2002 22:03:43	Bright	39.500	154	22Bet Aqr	2.8990	5700.0	79	2617	No
455	GOM_NL__2PRFIN20020830_220513_000000422009_00058_02617_2577.N1	30-AUG-2002 22:05:13	Bright	42.000	162	34Alp Aqr	2.9440	5350.0	84	2617	No

456	GOM_NL__2PRFIN20020830_220919_000000402009_00058_02617_2578.N1	30-AUG-2002 22:09:19	Bright	40.000	118	50Gam Aql	2.7180	4600.0	80	2617	No
457	GOM_NL__2PRFIN20020830_221116_000000512009_00058_02617_2579.N1	30-AUG-2002 22:11:16	Bright	51.000	90	54Alp Peg	2.4870	11000.	102	2617	No
458	GOM_NL__2PRFIN20020830_221504_000000392009_00058_02617_2580.N1	30-AUG-2002 22:15:04	Bright	39.000	92	53Eps Cyg	2.5000	4500.0	78	2617	No
459	GOM_NL__2PRFIN20020830_221654_000000392009_00058_02617_2581.N1	30-AUG-2002 22:16:54	Bright	39.000	66	37Gam Cyg	2.2080	5900.0	78	2617	No
460	GOM_NL__2PRFIN20020830_221815_000000372009_00058_02617_2582.N1	30-AUG-2002 22:18:15	Bright	37.000	19	50Alp Cyg	1.2460	10500.	74	2617	No
461	GOM_NL__2PRFIN20020830_221959_000000702009_00058_02617_2583.N1	30-AUG-2002 22:19:59	Bright	70.000	58	21Alp And	2.0730	11000.	140	2617	No
462	GOM_NL__2PRFIN20020830_222315_000000402009_00058_02617_2584.N1	30-AUG-2002 22:23:15	Bright	39.500	89	5Alp Cep	2.4510	8000.0	79	2617	No
463	GOM_NL__2PRFIN20020830_222612_000000472009_00058_02617_2585.N1	30-AUG-2002 22:26:12	Bright	47.000	74	11Bet Cas	2.2680	6600.0	94	2617	No
464	GOM_NL__2PRFIN20020830_222819_000000502009_00058_02617_2586.N1	30-AUG-2002 22:28:19	Bright	50.000	76	27Gam Cas	2.3000	30000.	100	2617	No
465	GOM_NL__2PRFIN20020830_223052_000000392009_00058_02617_2587.N1	30-AUG-2002 22:30:52	Bright	39.000	49	1Alp UMi	1.9900	6300.0	78	2617	No
466	GOM_NL__2PRFIN20020830_223418_000000972009_00058_02617_2588.N1	30-AUG-2002 22:34:18	Bright	97.000	73	57Gam1And	2.2600	13100.	194	2617	No
467	GOM_NL__2PRFIN20020830_223749_000000662009_00058_02617_2589.N1	30-AUG-2002 22:37:49	Bright	65.500	35	33Alp Per	1.7950	6250.0	131	2617	No
468	GOM_NL__2PRFIN20020830_224106_000000992009_00058_02617_2590.N1	30-AUG-2002 22:41:06	Bright	98.500	79	26Bet Per	2.3100	13100.	197	2617	No
469	GOM_NL__2PRFIN20020830_224406_000000812009_00058_02617_2591.N1	30-AUG-2002 22:44:06	Bright	80.500	149	45Eps Per	2.8880	30000.	161	2617	No
470	GOM_NL__2PRFIN20020830_224747_000000402009_00058_02617_2592.N1	30-AUG-2002 22:47:47	Bright	40.000	24	66Alp Gem	1.5800	10200.	80	2617	No
471	GOM_NL__2PRFIN20020830_225020_000000682009_00058_02617_2593.N1	30-AUG-2002 22:50:20	Twilight	67.500	28	12Bet Tau	1.6500	15200.	135	2617	No
472	GOM_NL__2PRFIN20020830_225322_000000542009_00058_02617_2594.N1	30-AUG-2002 22:53:22	Twilight	53.500	44	24Gam Gem	1.9280	11000.	107	2617	No
473	GOM_NL__2PRFIN20020830_225526_000000532009_00058_02617_2595.N1	30-AUG-2002 22:55:26	Twilight	52.500	8	10Alp CMi	0.40000	6500.0	105	2617	No
474	GOM_NL__2PRFIN20020830_225749_000000682009_00058_02617_2596.N1	30-AUG-2002 22:57:49	Dark	68.000	14	58Alp Ori	0.87000	3000.0	136	2617	No
475	GOM_NL__2PRFIN20020830_225959_000000702009_00058_02617_2597.N1	30-AUG-2002 22:59:59	Dark	69.500	27	24Gam Ori	1.6360	26000.	139	2617	No
476	GOM_NL__2PRFIN20020830_230154_000000662009_00058_02617_2598.N1	30-AUG-2002 23:01:54	Dark	66.000	30	46Eps Ori	1.6940	30000.	132	2617	No
477	GOM_NL__2PRFIN20020830_230413_000000512009_00058_02617_2599.N1	30-AUG-2002 23:04:13	Dark	51.000	47	2Bet CMa	1.9760	28000.	102	2617	No
478	GOM_NL__2PRFIN20020830_230548_000000482009_00058_02617_2600.N1	30-AUG-2002 23:05:48	Dark	48.000	23	21Eps CMa	1.5020	26000.	96	2617	No
479	GOM_NL__2PRFIN20020830_230726_000000412009_00058_02617_2601.N1	30-AUG-2002 23:07:26	Dark	41.000	70	Zet Pup	2.2460	39000.	82	2617	No
480	GOM_NL__2PRFIN20020830_231233_000000532009_00058_02617_2602.N1	30-AUG-2002 23:12:33	Dark	52.500	2	Alp Car	-0.73600	7000.0	105	2617	No
481	GOM_NL__2PRFIN20020830_231756_000001452009_00059_02618_2588.N1	30-AUG-2002 23:17:56	Dark	145.00	165	34Gam Eri	2.9500	3200.0	290	2618	No
482	GOM_NL__2PRFIN20020830_232155_000000602009_00059_02618_2589.N1	30-AUG-2002 23:21:55	Dark	60.000	157	The1Eri	2.9060	9300.0	120	2618	No
483	GOM_NL__2PRFIN20020830_232405_000000472009_00059_02618_2590.N1	30-AUG-2002 23:24:05	Dark	47.000	9	Alp Eri	0.45300	24000.	94	2618	No
484	GOM_NL__2PRFIN20020830_232835_000000472009_00059_02618_2591.N1	30-AUG-2002 23:28:35	Straylight	47.000	148	Alp Tuc	2.8780	4100.0	94	2618	No
485	GOM_NL__2PRFIN20020830_233004_000000502009_00059_02618_2592.N1	30-AUG-2002 23:30:04	Straylight	50.000	84	Alp Phe	2.3970	4500.0	100	2618	No
486	GOM_NL__2PRFIN20020830_233213_000000412009_00059_02618_2593.N1	30-AUG-2002 23:32:13	Straylight	40.500	31	Alp Gru	1.7340	15200.	81	2618	No
487	GOM_NL__2PRFIN20020830_233615_000000522009_00059_02618_2594.N1	30-AUG-2002 23:36:15	Straylight	51.500	18	24Alp PsA	1.1660	9700.0	103	2618	No
488	GOM_NL__2PRFIN20020830_234109_000000442009_00059_02618_2595.N1	30-AUG-2002 23:41:09	Bright	44.000	142	49Del Cap	2.8500	8900.0	88	2618	No
489	GOM_NL__2PRFIN20020830_234419_000000402009_00059_02618_2596.N1	30-AUG-2002 23:44:19	Bright	39.500	154	22Bet Aqr	2.8990	5700.0	79	2618	No
490	GOM_NL__2PRFIN20020830_234549_000000432009_00059_02618_2597.N1	30-AUG-2002 23:45:49	Bright	43.000	162	34Alp Aqr	2.9440	5350.0	86	2618	No
491	GOM_NL__2PRFIN20020830_234955_000000382009_00059_02618_2598.N1	30-AUG-2002 23:49:55	Bright	38.000	118	50Gam Aql	2.7180	4600.0	76	2618	No
492	GOM_NL__2PRFIN20020830_235152_000000512009_00059_02618_2599.N1	30-AUG-2002 23:51:52	Bright	50.500	90	54Alp Peg	2.4870	11000.	101	2618	No
493	GOM_NL__2PRFIN20020830_235540_000000362009_00059_02618_2600.N1	30-AUG-2002 23:55:40	Bright	36.000	92	53Eps Cyg	2.5000	4500.0	72	2618	No
494	GOM_NL__2PRFIN20020830_235730_000000392009_00059_02618_2601.N1	30-AUG-2002 23:57:30	Bright	39.000	66	37Gam Cyg	2.2080	5900.0	78	2618	No
495	GOM_NL__2PRFIN20020830_235851_000000362009_00059_02618_2602.N1	30-AUG-2002 23:58:51	Bright	36.000	19	50Alp Cyg	1.2460	10500.	72	2618	No

### 3. Quality information per product

In this section it is plotted some information contained in the Quality Summary data set of the level 2 products. Only products in dark limb conditions and without errors (error flag in the MPH set to "0") are used.

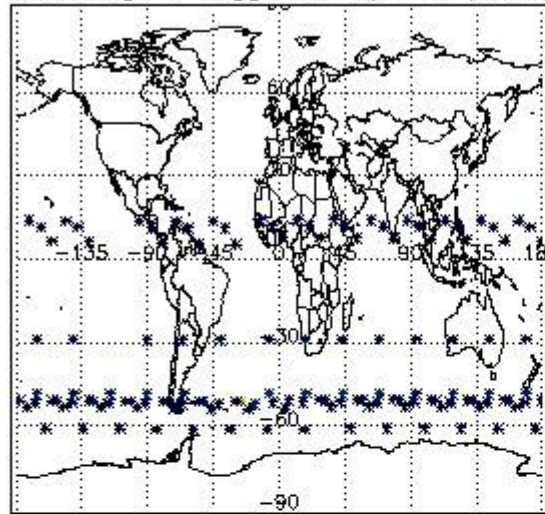
#### 3.1 Plot quality information per product (time dependant)




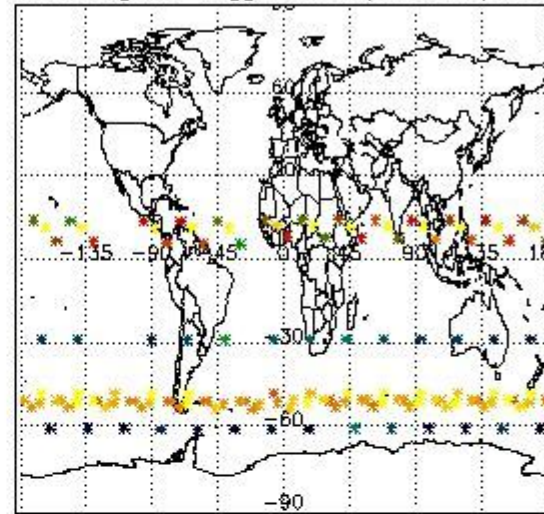
3.2 Plot quality information per product (world map)



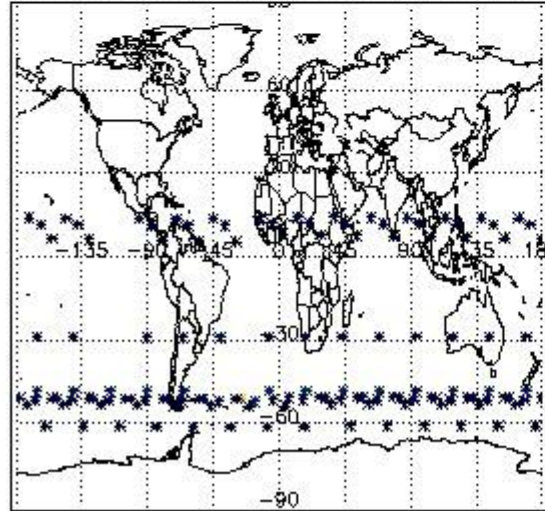
Percentage of flagged data per O3 profile



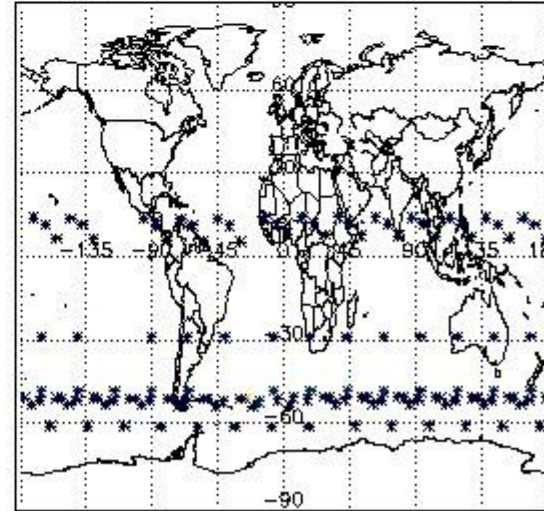
Percentage of flagged data per H2O profile



Percentage of flagged data per NO2 profile



Percentage of flagged data per NO3 profile

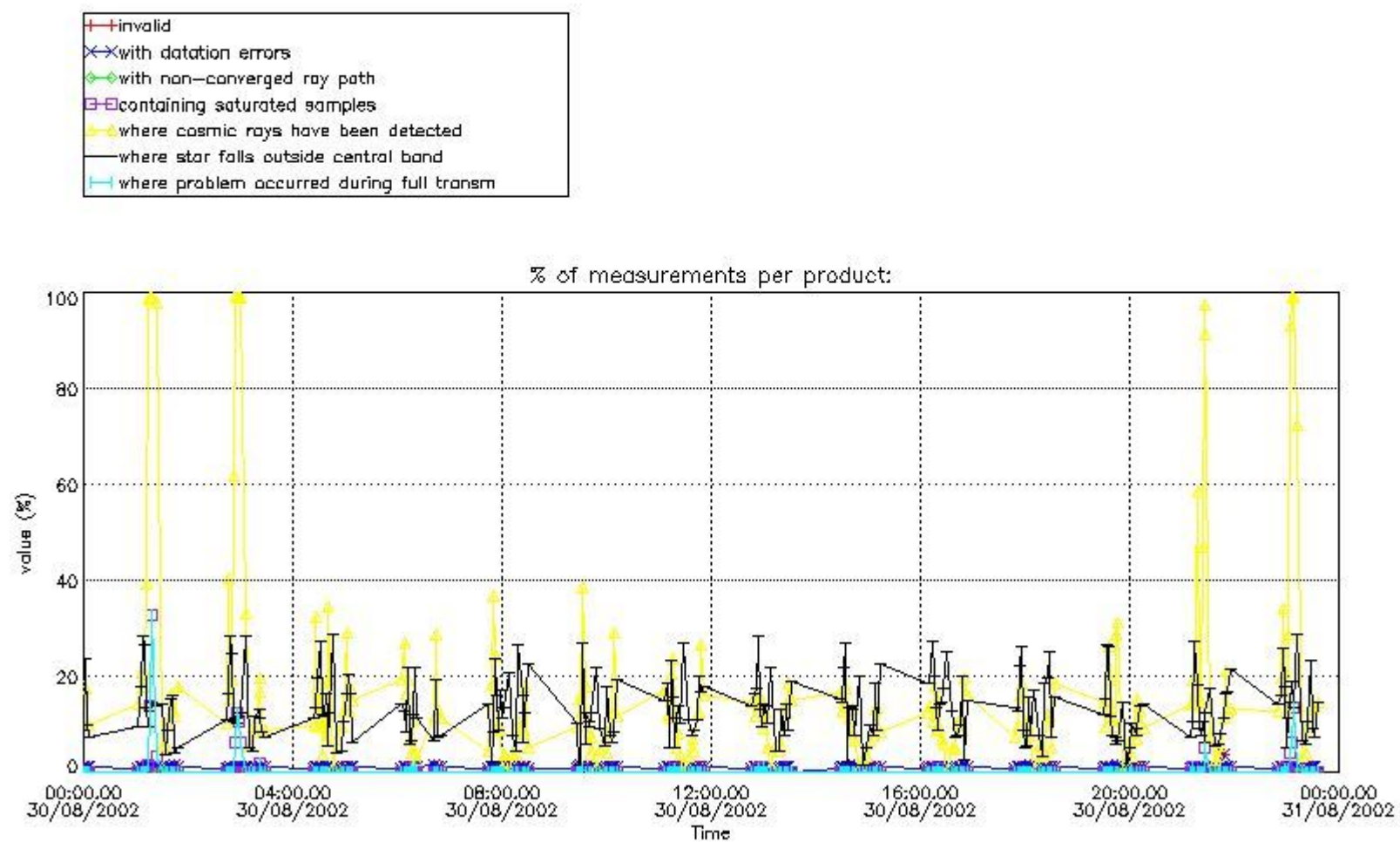


#### 4. Level 1 quality information per product

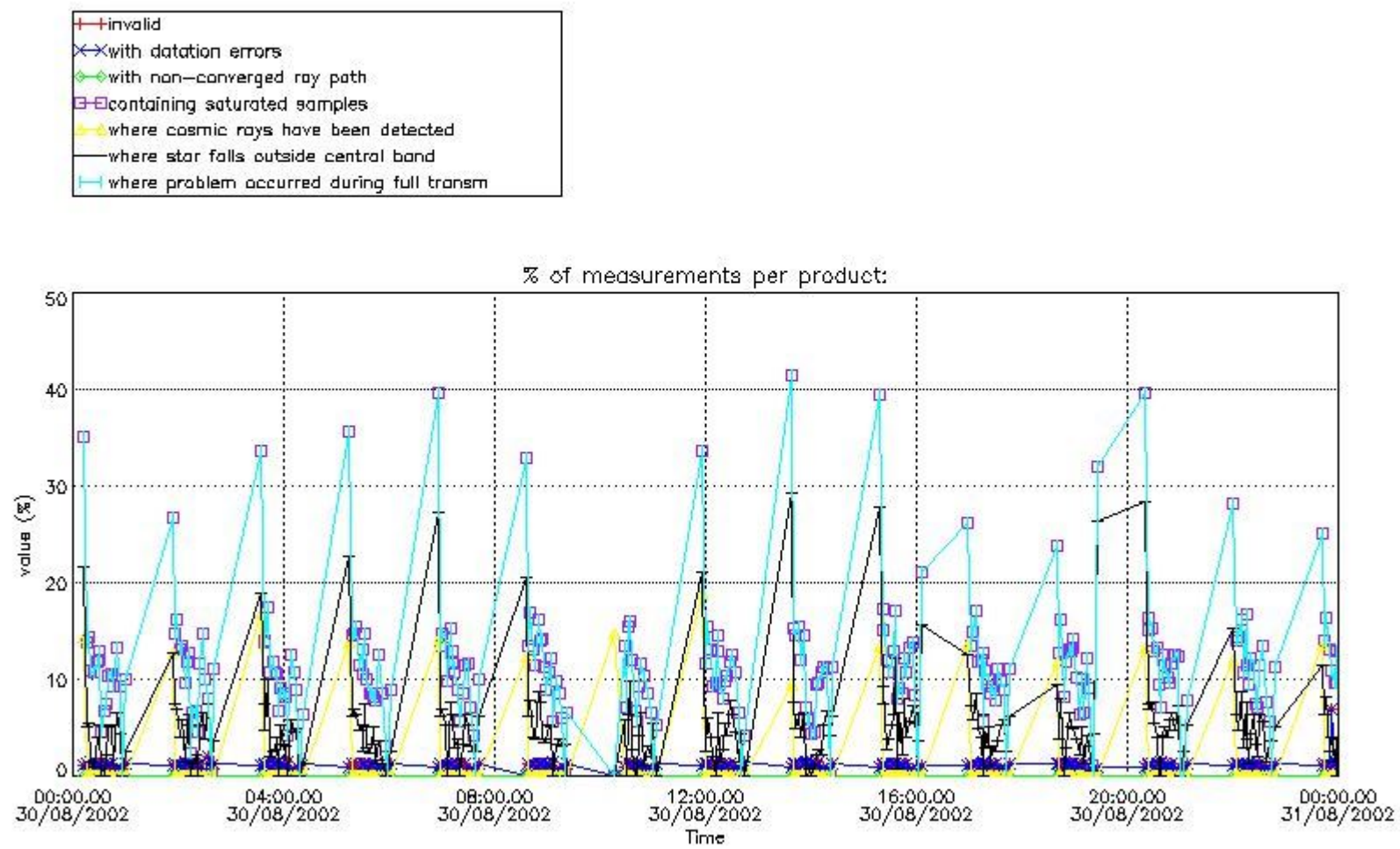
In this section it is plotted some information contained in the Quality Summary data set of the level 2 products that comes from the level 1b processing. Products without errors (error flag in the MPH set to "0") are used.

##### 4.1 Plot quality information per product (time dependant) coming from level 1b processing

###### 4.1.1 Plot level 1 quality information per product (time dependant): ENVISAT ASCENDING passes



4.1.2 Plot level 1 quality information per product (time dependant): ENVI SAT DESCENDING passes

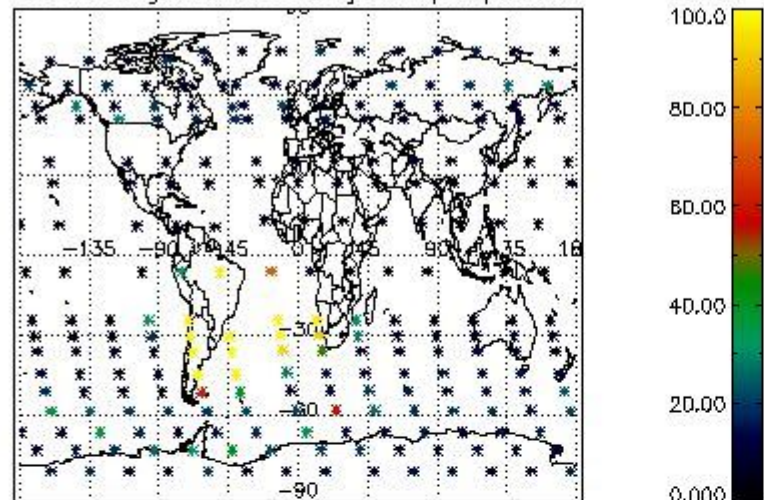


*4.2 Plot quality information per product coming from level 1b processing (world map)*

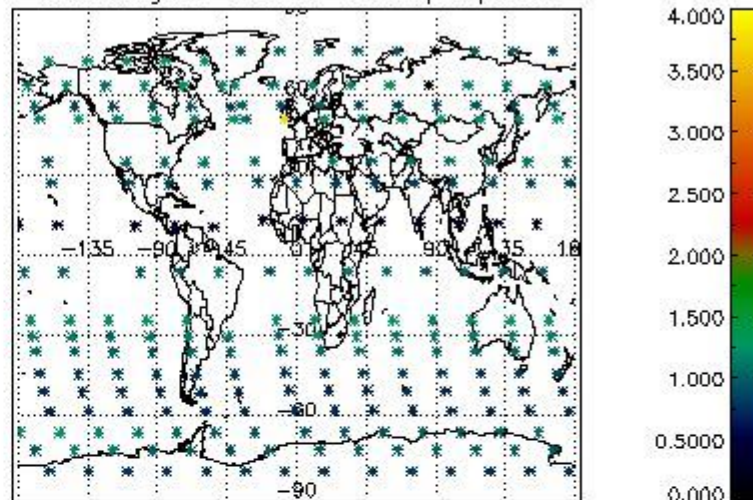
*4.2.1 Plot level 1 quality information per product (world map): ENVISAT ASCENDING passes*



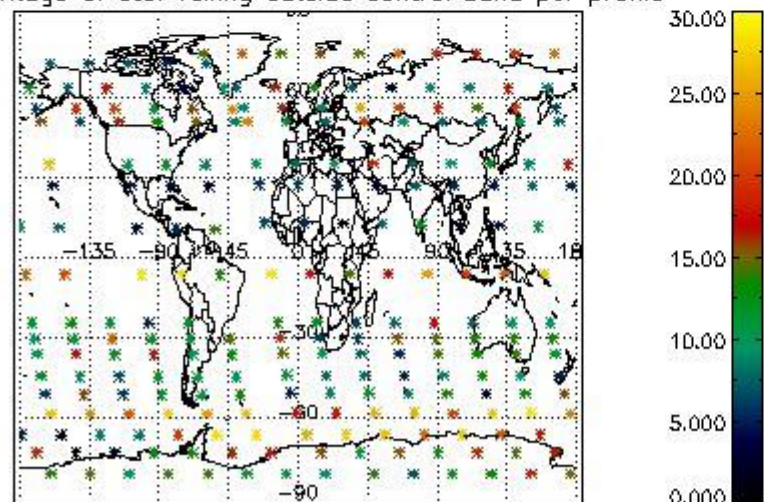
Percentage of cosmic ray hits per profile



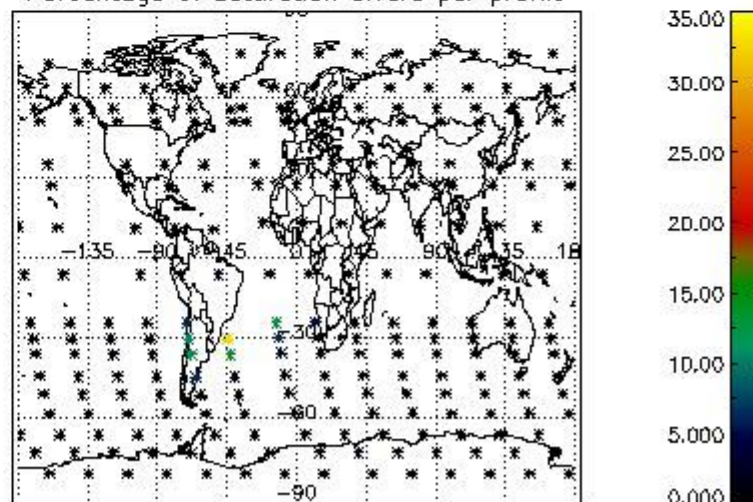
Percentage of datation errors per profile



Percentage of star falling outside central band per profile

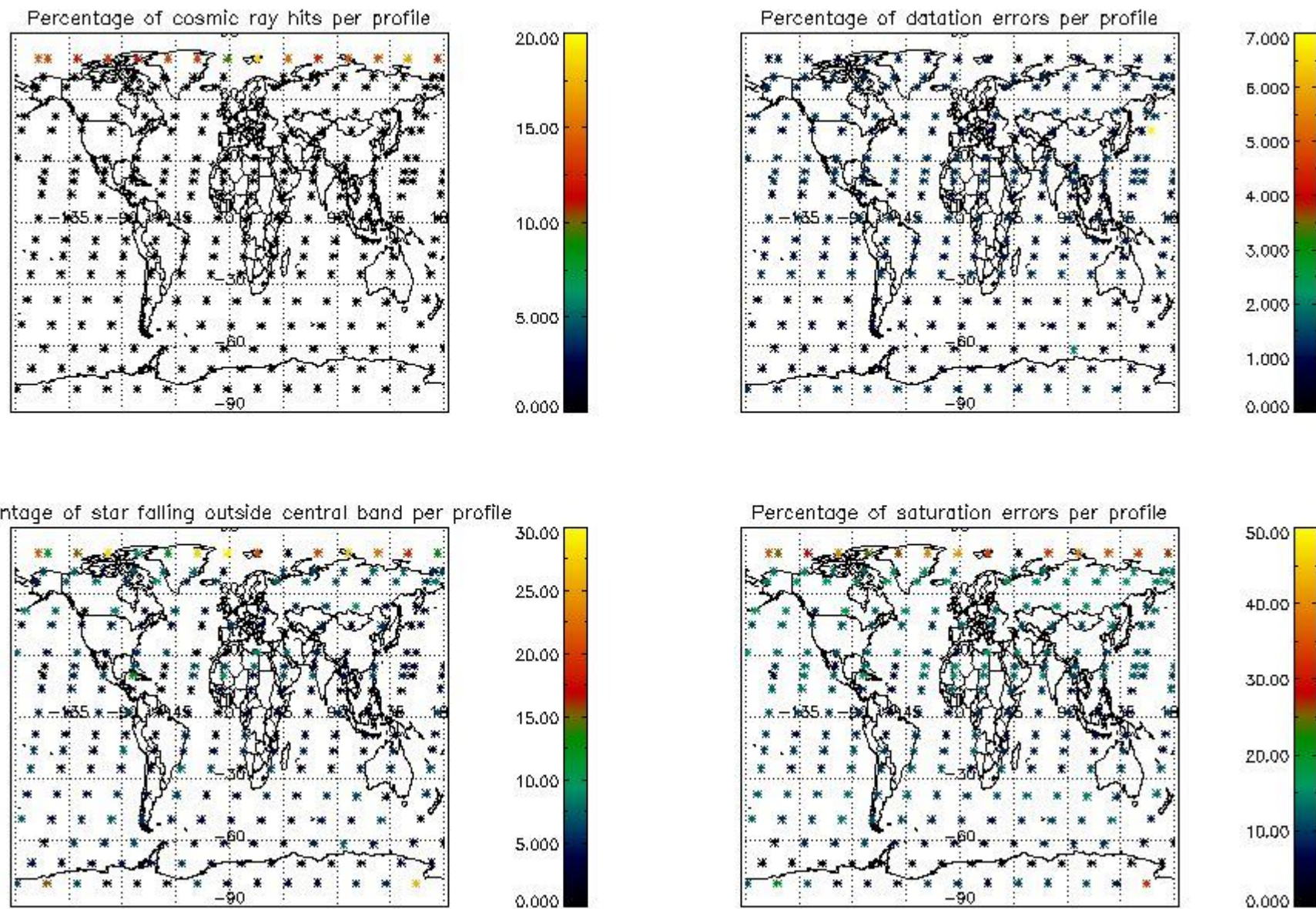


Percentage of saturation errors per profile



4.2.2 Plot level 1 quality information per product (world map): ENVISAT DESCENDING passes





## 5. Trace gas profiles

### 5.1 Ozone statistics based on quality of products

The final quality of the products can be "measured" using the STD (Standard Deviation) attached to every point profile. This information is written to the parameter GOM\_NL\_\_2P/NL\_LOCAL\_SPECIES\_DENSITY/o3\_std of the level 2 products. The table below shows the statistics for given STD ranges.

The statistics are given with respect to the overall valid production:

- Products without fatal errors: GOM\_NL\_\_2P/MPH/PRODUCT\_ERR=0
- Valid point profile: GOM\_NL\_\_2P/NL\_LOCAL\_SPECIES\_DENSITY/pcd(0)=0

The 'Criteria' is applied to valid points of dark limb products:

- Products in dark limb illumination condition: GOM\_NL\_\_2P/NL\_SUMMARY\_QUALITY/obs\_ill\_cond=0
- Products without fatal errors: GOM\_NL\_\_2P/MPH/PRODUCT\_ERR=0
- Valid point profile: GOM\_NL\_\_2P/NL\_LOCAL\_SPECIES\_DENSITY/pcd(0)=0

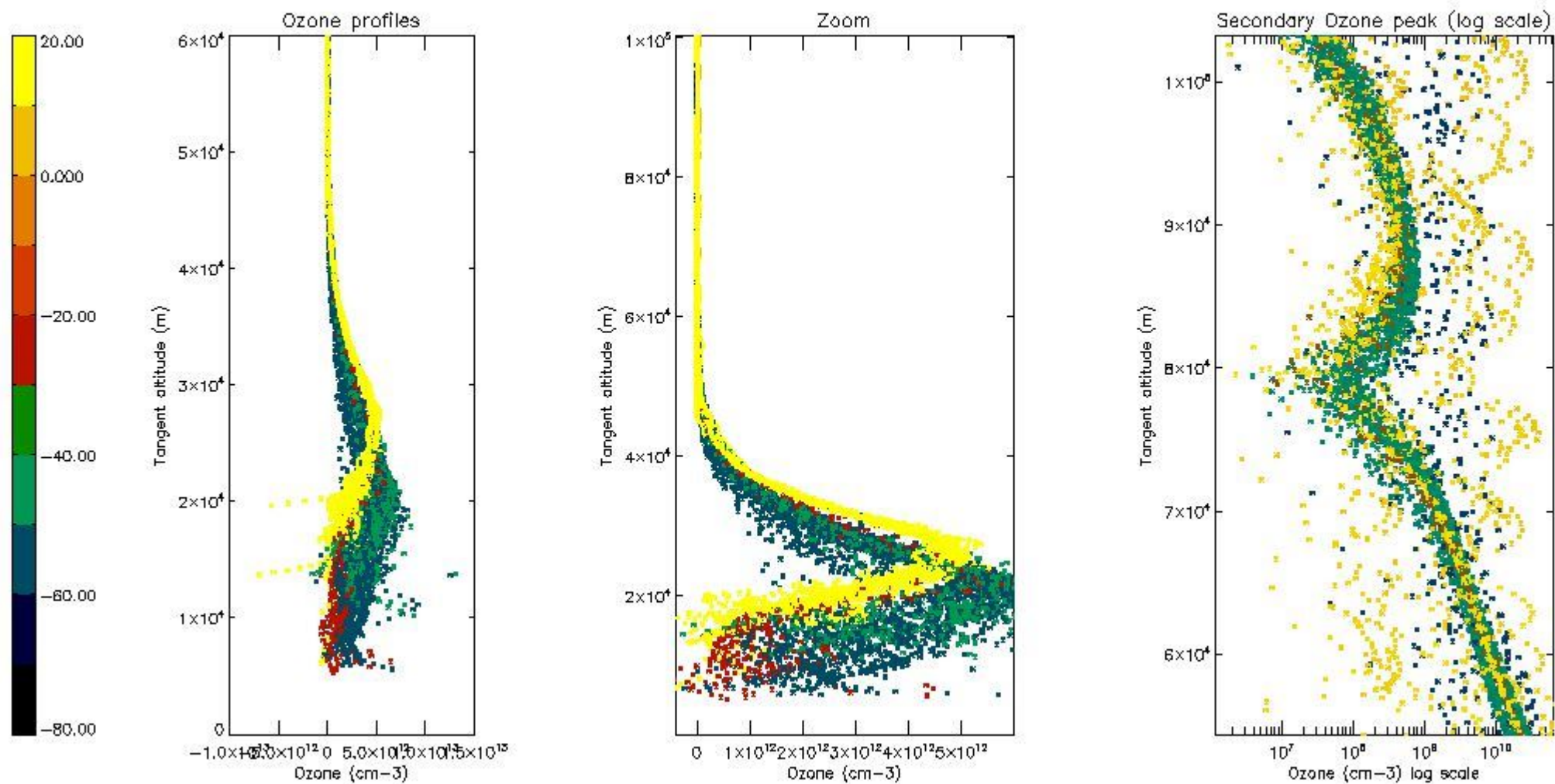
So, the table below shows the percentage of dark limb and valid observations for each criteria with respect to the overall valid daily observations.

Criteria	% of total production
All STD	32
STD < 20	20

STD < 10	18
STD < 5	15

5.2 Plot ozone profiles for all STD (dark without errors)

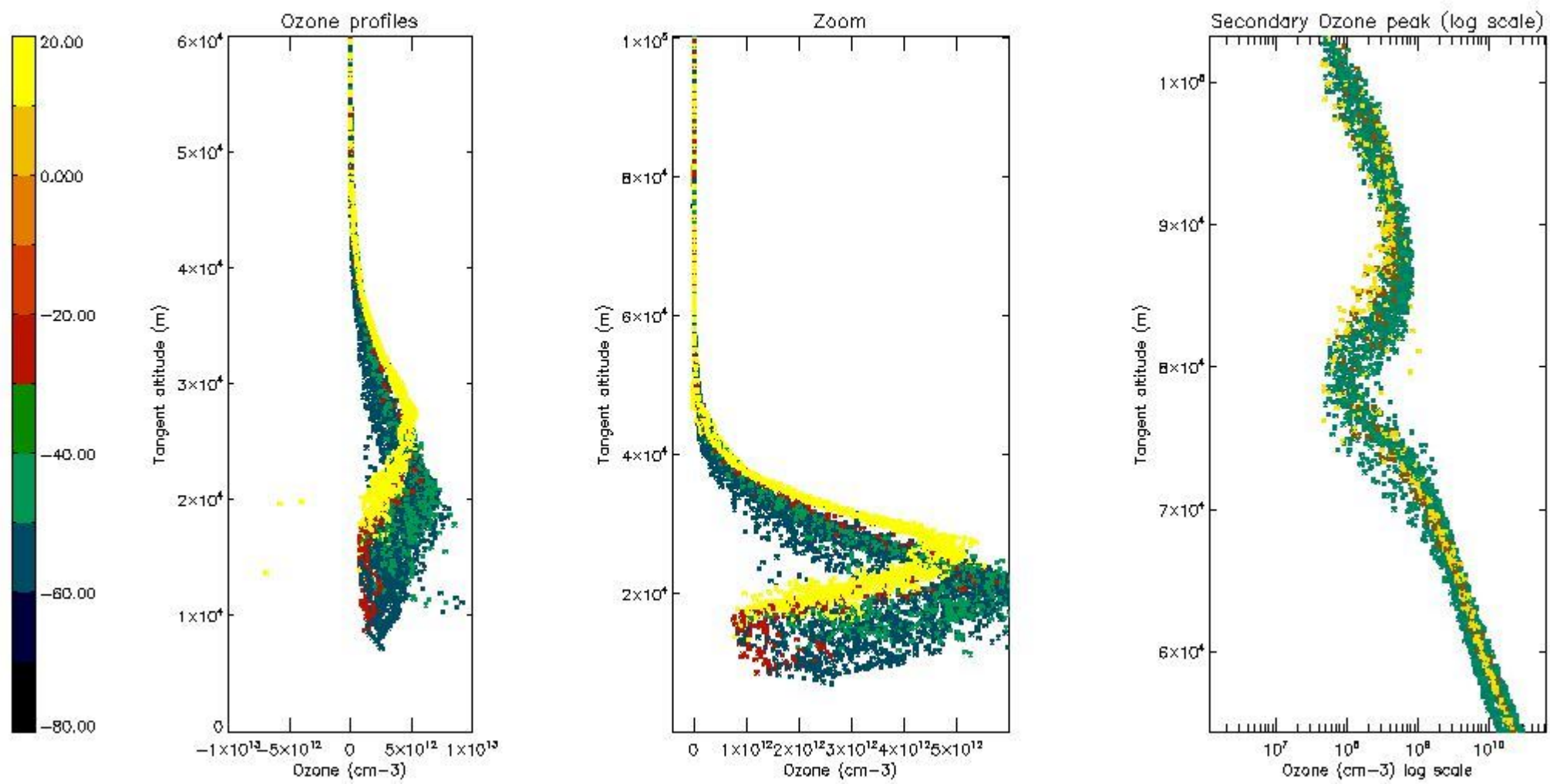
The colorbar represents the latitude.



5.3 Plot ozone profiles where STD < 20% (dark without errors)

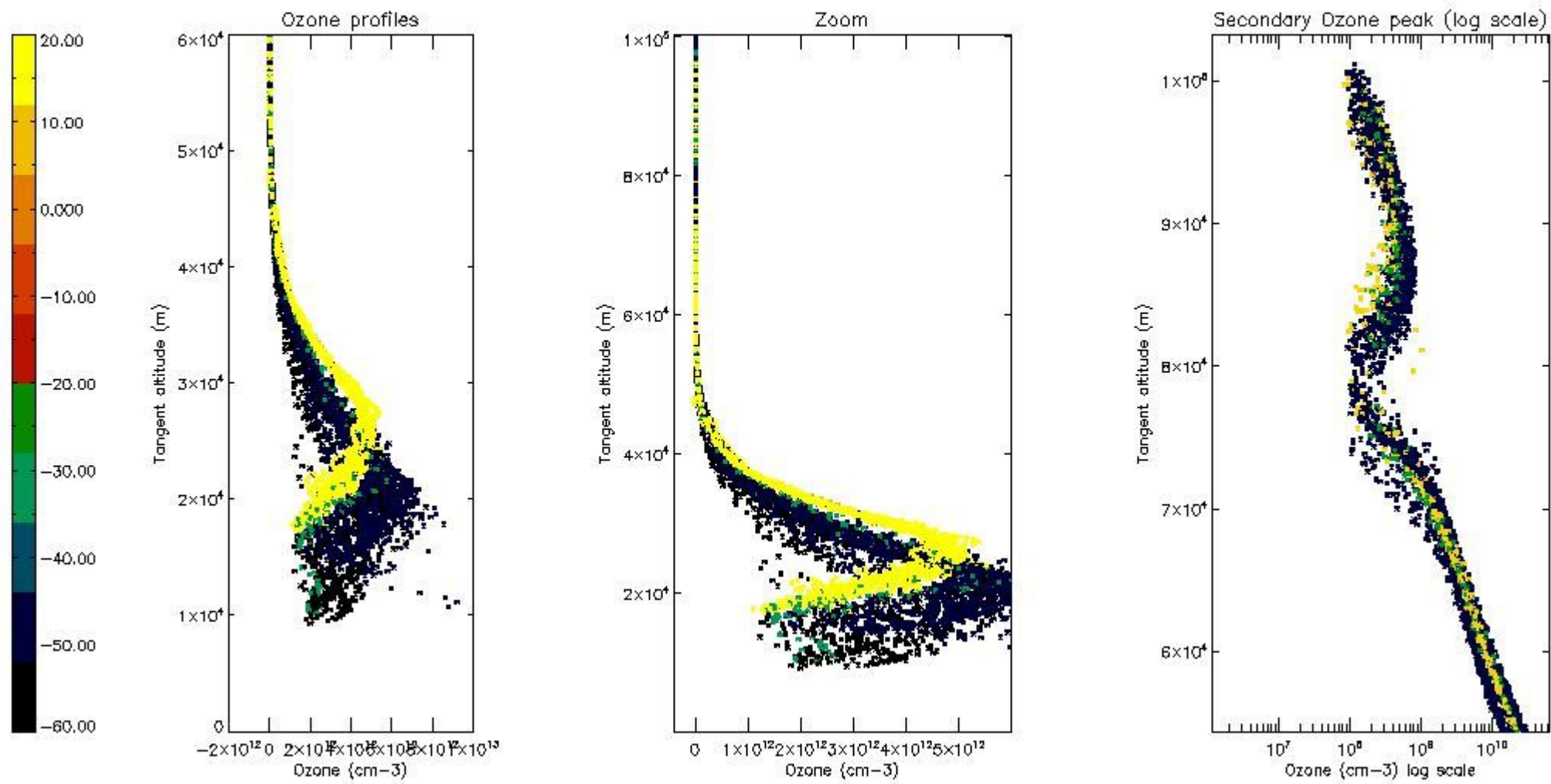
The colorbar represents the latitude.





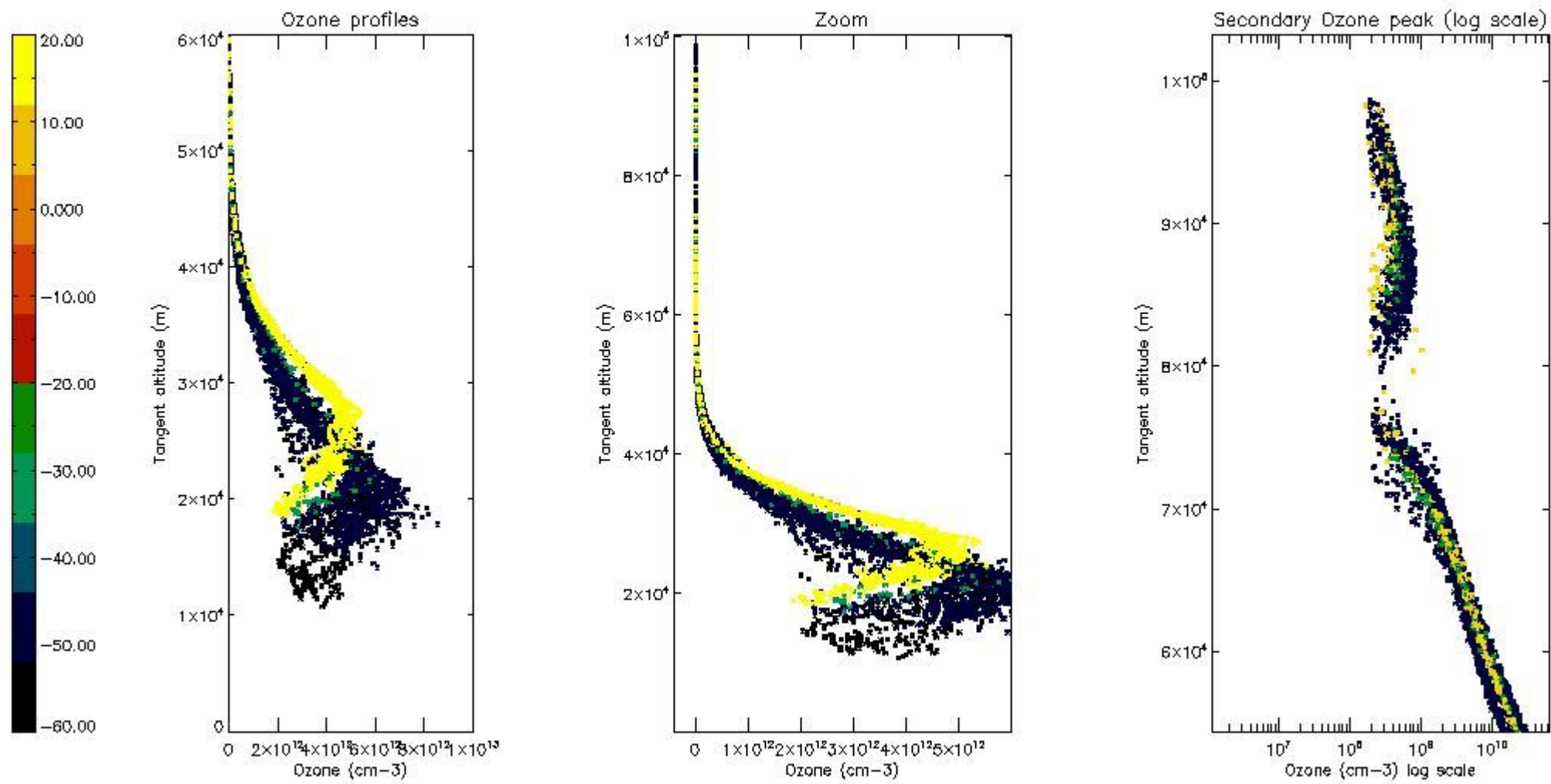
*5.4 Plot ozone profiles where STD < 10% (dark without errors)*

The colorbar represents the latitude.



*5.5 Plot ozone profiles where STD < 5% (dark without errors)*

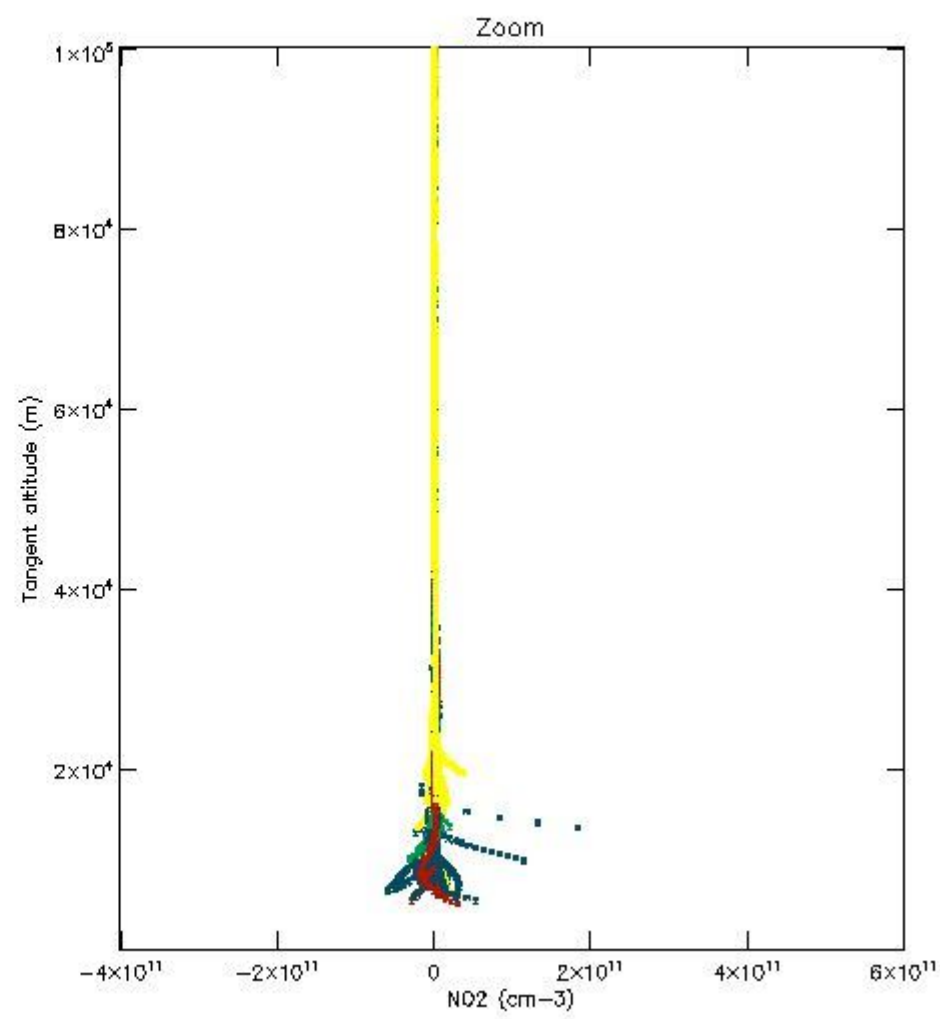
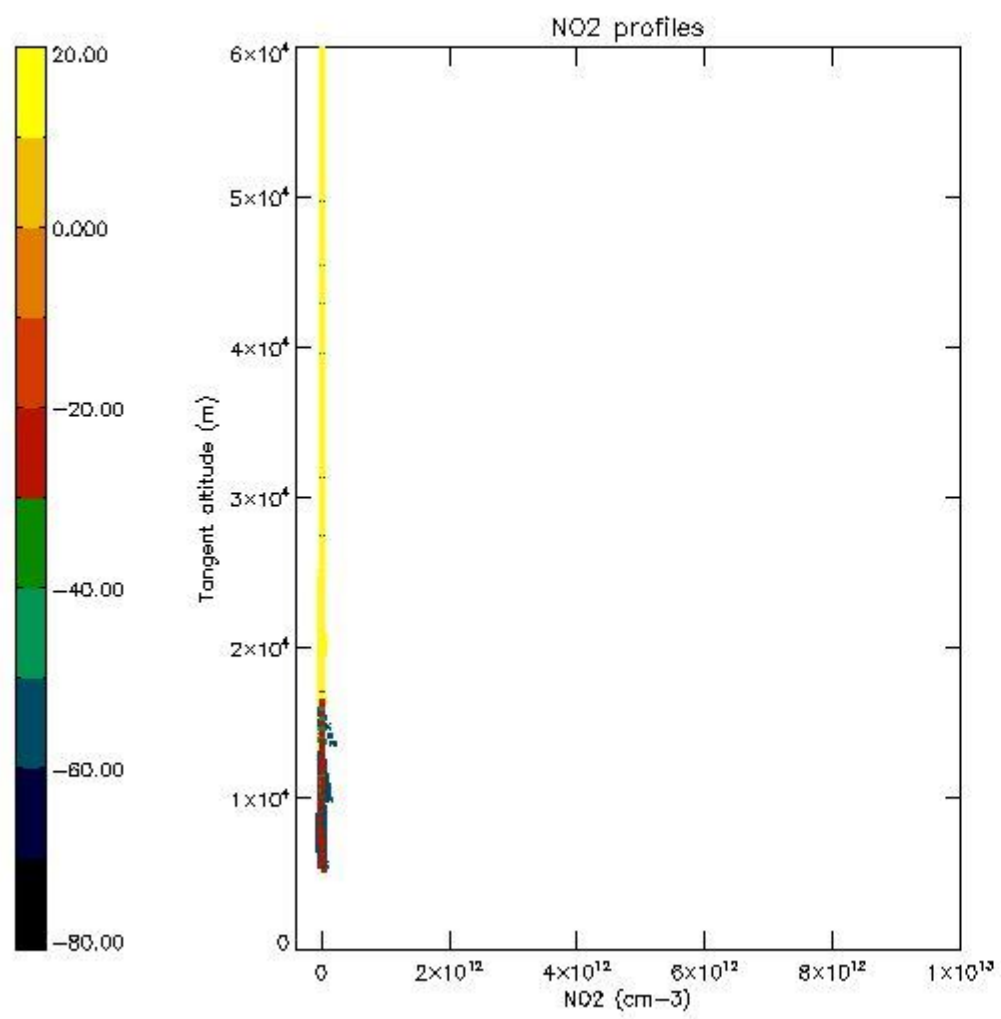
The colorbar represents the latitude.



*5.6 Plot NO<sub>2</sub> profiles for all STD (dark without errors)*

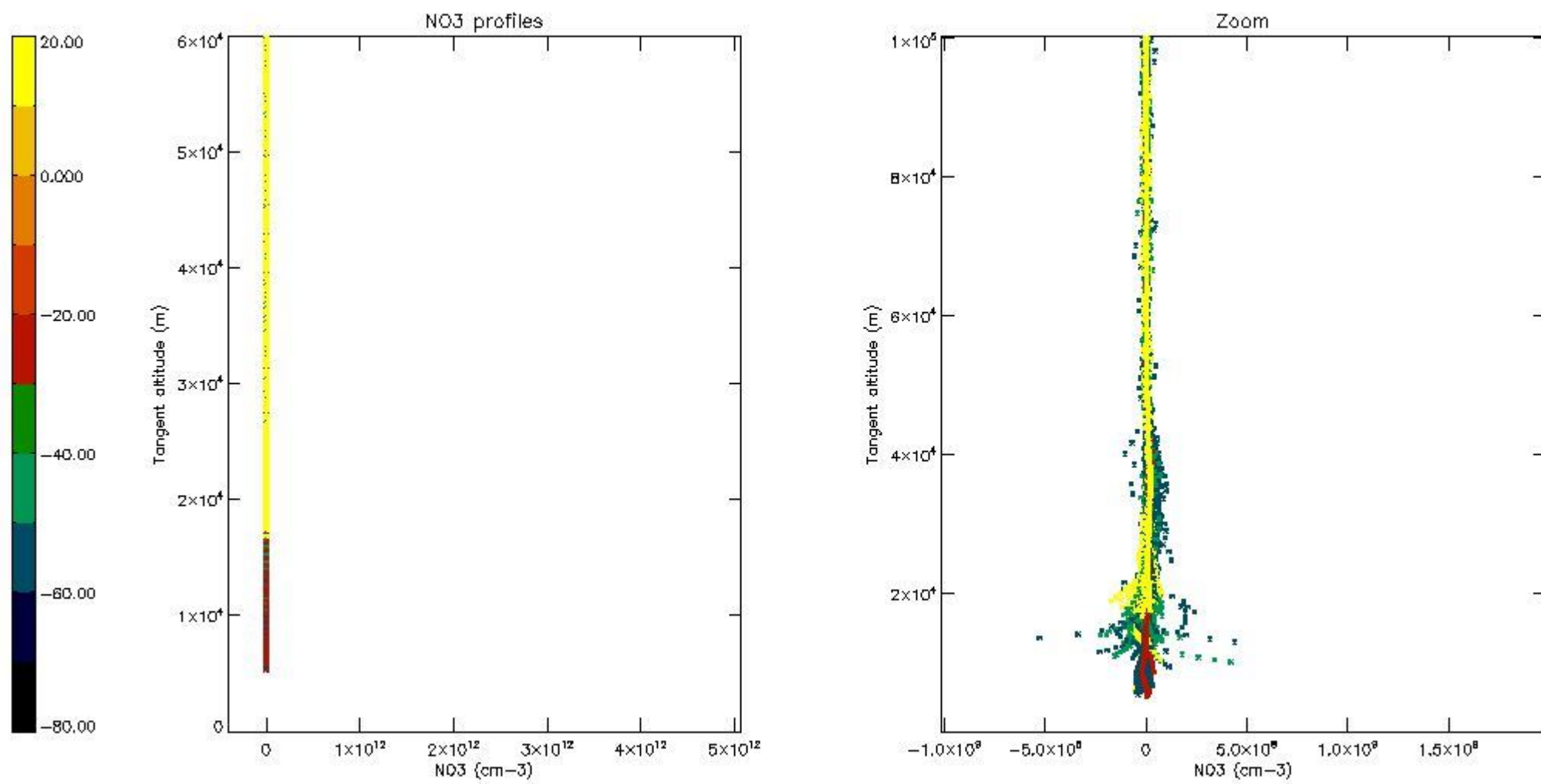
The colorbar represents the latitude.





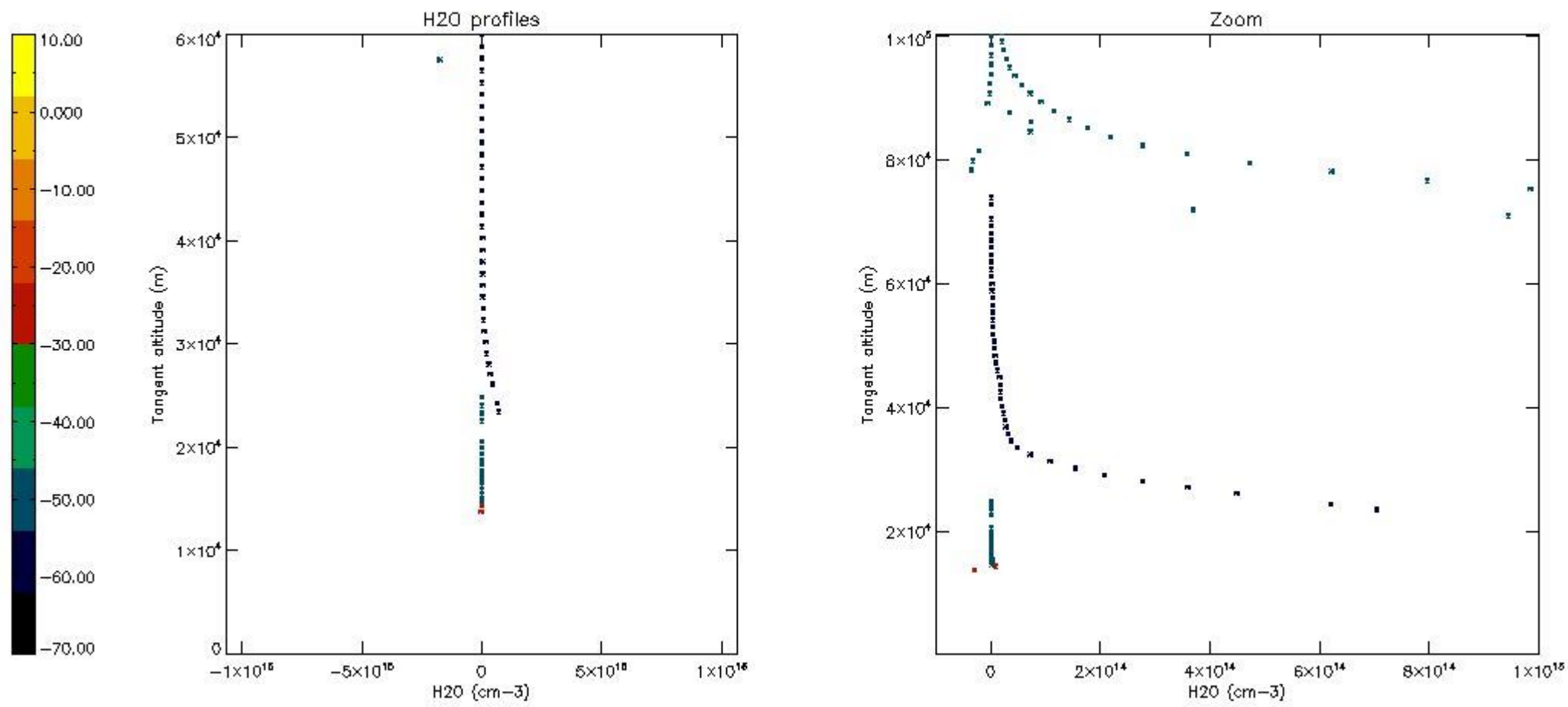
*5.7 Plot NO3 profiles for all STD (dark without errors)*

The colorbar represents the latitude.



5.8 Plot H<sub>2</sub>O profiles for all STD (only for occultations of stars 1,2,3,4,13,14,16,26,63 dark without errors)

The colorbar represents the latitude.



## 6. Auxiliary Data Files used for the production reported in section 2

The number reported in the third column indicates since which file (see list in section 2) the corresponding auxiliary file has been used. The fourth column is the date of those product files.

Type	Auxiliary Filename	Used since product	Used since product date
INST_PHYS_CHARACTERISTICS	GOM_INS_AXNIEC20050627_150440_20020301_000000_20100101_000000	1	30-AUG-2002 00:00:08
LEVEL-2_PROC_CONFIG	GOM_PR2_AXVIEC20091111_152718_20020301_000000_20500101_000000	1	30-AUG-2002 00:00:08
CROSS_SECTIONS_FILE	GOM_CRS_AXVIEC20091111_154832_20020301_000000_20500101_000000	1	30-AUG-2002 00:00:08



# GOMOS Level 2 Daily Report

## SUMMARY

### [1. General Info](#)

### [2. Summary of processed GOM\\_NL\\_2P products](#)

### [3. Level 2 Quality information per product](#)

#### [3.1 Plot of level 2 quality information per product \(time dependant\)](#)

#### [3.2 Plot of level 2 quality information per product \(world map\)](#)

### [4. Level 1 Quality information per product \(stored on level 2 products\)](#)

#### [4.1 Plot of level 1 quality information per product \(time dependant\)](#)

##### [4.1.1 Plot of level 1 quality information per product \(time dependant\): ASCENDING](#)

##### [4.1.2 Plot of level 1 quality information per product \(time dependant\): DESCENDING](#)

#### [4.2 Plot of level 1 quality information per product \(world map\)](#)

##### [4.2.1 Plot of level 1 quality information per product \(world map\): ASCENDING](#)

##### [4.2.2 Plot of level 1 quality information per product \(world map\): DESCENDING](#)

### [5. Ozone profiles based on quality statistics and other trace gas profiles](#)

#### [5.1 Ozone statistics based on quality of products](#)

#### [5.2 Plot ozone profiles for all STD \(dark without errors\)](#)

#### [5.3 Plot ozone profiles where STD < 20% \(dark without errors\)](#)

#### [5.4. Plot ozone profiles where STD < 10% \(dark without errors\)](#)

#### [5.5. Plot ozone profiles where STD < 5% \(dark without errors\)](#)

#### [5.6 Plot NO2 profiles for all STD \(dark without errors\)](#)

#### [5.7 Plot NO3 profiles for all STD \(dark without errors\)](#)

#### [5.8 Plot H2O profiles \(only for occultations of stars 1,2,3,4,13,14,16,26,63 dark without errors\) for all STD](#)

### [6. Auxiliary Data Files used for the production reported in section 2](#)

This report presents the daily analysis on parameters extracted from GOMOS level 2 data (GOM\_NL\_\_2P). It is intended to monitor some important parameters that will impact the quality of these products. A list of level 2 products (and content) that have arrived during the reporting day to the PCF is also given.

Item	Value
Time of report generation	17APR2013 18:01:55
Data source version	GOMOS/6.01
Start time of products	30-08-2002 (30AUG2002 00:00:00)
Stop time of products	31-08-2002 (31AUG2002 00:00:00)
Store outputs in DB	Yes
Nb of level 2 prods	495
Nb of prods with errors	1

## 2. Summary of processed GOM\_NL\_\_2P products.

Nr	Filename	UTC Start time	Limb	Duration	Star Id	Star Name	Star Mag	Star Temp	Nb Meas	Orbit	Prod. error
1	GOM_NL__2PRFIN20020830_000008_00000402009_00045_02604_2551.N1	30-AUG-2002 00:00:08	Straylight	39.500	148	Alp Tuc	2.8780	4100.0	79	2604	No
2	GOM_NL__2PRFIN20020830_000130_000000642009_00045_02604_2552.N1	30-AUG-2002 00:01:30	Straylight	63.500	84	Alp Phe	2.3970	4500.0	127	2604	No
3	GOM_NL__2PRFIN20020830_000347_000000422009_00045_02604_2553.N1	30-AUG-2002 00:03:47	Straylight	41.500	31	Alp Gru	1.7340	15200.	83	2604	No
4	GOM_NL__2PRFIN20020830_000637_000000412009_00045_02604_2554.N1	30-AUG-2002 00:06:37	Straylight	40.500	172	Gam Gru	3.0030	13100.	81	2604	No
5	GOM_NL__2PRFIN20020830_001245_000000492009_00045_02604_2555.N1	30-AUG-2002 00:12:45	Bright	48.500	142	49Del Cap	2.8500	8900.0	97	2604	No
6	GOM_NL__2PRFIN20020830_001554_000000402009_00045_02604_2556.N1	30-AUG-2002 00:15:54	Bright	40.000	154	22Bet Aqr	2.8990	5700.0	80	2604	No
7	GOM_NL__2PRFIN20020830_001723_000000462009_00045_02604_2557.N1	30-AUG-2002 00:17:23	Bright	45.500	162	34Alp Aqr	2.9440	5350.0	91	2604	No
8	GOM_NL__2PRFIN20020830_002055_000000372009_00045_02604_2558.N1	30-AUG-2002 00:20:55	Bright	36.500	11	53Alp Aql	0.76500	8000.0	73	2604	No
9	GOM_NL__2PRFIN20020830_002336_000000522009_00045_02604_2559.N1	30-AUG-2002 00:23:36	Bright	51.500	90	54Alp Peg	2.4870	11000.	103	2604	No
10	GOM_NL__2PRFIN20020830_002716_000000382009_00045_02604_2560.N1	30-AUG-2002 00:27:16	Bright	38.000	92	53Eps Cyg	2.5000	4500.0	76	2604	No
11	GOM_NL__2PRFIN20020830_002907_000000382009_00045_02604_2561.N1	30-AUG-2002 00:29:07	Bright	37.500	66	37Gam Cyg	2.2080	5900.0	75	2604	No
12	GOM_NL__2PRFIN20020830_003027_000000392009_00045_02604_2562.N1	30-AUG-2002 00:30:27	Bright	38.500	19	50Alp Cyg	1.2460	10500.	77	2604	No
13	GOM_NL__2PRFIN20020830_003233_000000662009_00045_02604_2563.N1	30-AUG-2002 00:32:33	Bright	65.500	58	21Alp And	2.0730	11000.	131	2604	No
14	GOM_NL__2PRFIN20020830_003528_000000382009_00045_02604_2564.N1	30-AUG-2002 00:35:28	Bright	37.500	89	5Alp Cep	2.4510	8000.0	75	2604	No
15	GOM_NL__2PRFIN20020830_003833_000000472009_00045_02604_2565.N1	30-AUG-2002 00:38:33	Bright	46.500	74	11Bet Cas	2.2680	6600.0	93	2604	No
16	GOM_NL__2PRFIN20020830_004043_000000492009_00045_02604_2566.N1	30-AUG-2002 00:40:43	Bright	48.500	76	27Gam Cas	2.3000	30000.	97	2604	No
17	GOM_NL__2PRFIN20020830_004305_000000382009_00045_02604_2567.N1	30-AUG-2002 00:43:05	Bright	38.000	49	1Alp UMi	1.9900	6300.0	76	2604	No
18	GOM_NL__2PRFIN20020830_004655_000000932009_00045_02604_2568.N1	30-AUG-2002 00:46:55	Bright	92.500	73	57Gam1And	2.2600	13100.	185	2604	No
19	GOM_NL__2PRFIN20020830_005014_000000682009_00045_02604_2569.N1	30-AUG-2002 00:50:14	Bright	68.000	35	33Alp Per	1.7950	6250.0	136	2604	No
20	GOM_NL__2PRFIN20020830_005333_000001022009_00045_02604_2570.N1	30-AUG-2002 00:53:33	Bright	102.00	79	26Bet Per	2.3100	13100.	204	2604	No
21	GOM_NL__2PRFIN20020830_005626_000000762009_00045_02604_2571.N1	30-AUG-2002 00:56:26	Bright	75.500	149	45Eps Per	2.8880	30000.	151	2604	No
22	GOM_NL__2PRFIN20020830_005957_000000402009_00045_02604_2572.N1	30-AUG-2002 00:59:57	Bright	40.000	24	66Alp Gem	1.5800	10200.	80	2604	No
23	GOM_NL__2PRFIN20020830_010228_000000642009_00045_02604_2573.N1	30-AUG-2002 01:02:28	Twilight	64.000	28	12Bet Tau	1.6500	15200.	128	2604	No
24	GOM_NL__2PRFIN20020830_010530_000000542009_00045_02604_2574.N1	30-AUG-2002 01:05:30	Twilight	53.500	44	24Gam Gem	1.9280	11000.	107	2604	No
25	GOM_NL__2PRFIN20020830_010736_000000532009_00045_02604_2575.N1	30-AUG-2002 01:07:36	Twilight	53.000	8	10Alp CMi	0.40000	6500.0	106	2604	No
26	GOM_NL__2PRFIN20020830_010953_000000732009_00045_02604_2576.N1	30-AUG-2002 01:09:53	Dark	73.000	14	58Alp Ori	0.87000	3000.0	146	2604	No
27	GOM_NL__2PRFIN20020830_011157_000000742009_00045_02604_2577.N1	30-AUG-2002 01:11:57	Dark	74.000	27	24Gam Ori	1.6360	26000.	148	2604	No
28	GOM_NL__2PRFIN20020830_011352_000000642009_00045_02604_2578.N1	30-AUG-2002 01:13:52	Dark	64.000	30	46Eps Ori	1.6940	30000.	128	2604	No
29	GOM_NL__2PRFIN20020830_011616_000000512009_00045_02604_2579.N1	30-AUG-2002 01:16:16	Dark	50.500	47	2Bet CMa	1.9760	28000.	101	2604	No
30	GOM_NL__2PRFIN20020830_011755_000000452009_00045_02604_2580.N1	30-AUG-2002 01:17:55	Dark	44.500	23	21Eps CMa	1.5020	26000.	89	2604	No
31	GOM_NL__2PRFIN20020830_012441_000000442009_00045_02604_2581.N1	30-AUG-2002 01:24:41	Dark	44.000	2	Alp Car	-0.73600	7000.0	88	2604	No
32	GOM_NL__2PRFIN20020830_012923_000001462009_00046_02605_2548.N1	30-AUG-2002 01:29:23	Dark	146.00	165	34Gam Eri	2.9500	3200.0	292	2605	No
33	GOM_NL__2PRFIN20020830_013355_000000562009_00046_02605_2549.N1	30-AUG-2002 01:33:55	Dark	56.000	157	The1Eri	2.9060	9300.0	112	2605	No
34	GOM_NL__2PRFIN20020830_013611_000000462009_00046_02605_2550.N1	30-AUG-2002 01:36:11	Dark	45.500	9	Alp Eri	0.45300	24000.	91	2605	No
35	GOM_NL__2PRFIN20020830_014045_000000432009_00046_02605_2551.N1	30-AUG-2002 01:40:45	Straylight	42.500	148	Alp Tuc	2.8780	4100.0	85	2605	No
36	GOM_NL__2PRFIN20020830_014209_000000542009_00046_02605_2552.N1	30-AUG-2002 01:42:09	Straylight	53.500	84	Alp Phe	2.3970	4500.0	107	2605	No
37	GOM_NL__2PRFIN20020830_014423_000000392009_00046_02605_2553.N1	30-AUG-2002 01:44:23	Straylight	39.000	31	Alp Gru	1.7340	15200.	78	2605	No
38	GOM_NL__2PRFIN20020830_014713_000000402009_00046_02605_2554.N1	30-AUG-2002 01:47:13	Straylight	39.500	172	Gam Gru	3.0030	13100.	79	2605	No
39	GOM_NL__2PRFIN20020830_015321_000000432009_00046_02605_2555.N1	30-AUG-2002 01:53:21	Bright	43.000	142	49Del Cap	2.8500	8900.0	86	2605	No
40	GOM_NL__2PRFIN20020830_015631_000000412009_00046_02605_2556.N1	30-AUG-2002 01:56:31	Bright	40.500	154	22Bet Aqr	2.8990	5700.0	81	2605	No
41	GOM_NL__2PRFIN20020830_015802_000000442009_00046_02605_2557.N1	30-AUG-2002 01:58:02	Bright	43.500	162	34Alp Aqr	2.9440	5350.0	87	2605	No
42	GOM_NL__2PRFIN20020830_020130_000000382009_00046_02605_2558.N1	30-AUG-2002 02:01:30	Bright	38.000	11	53Alp Aql	0.76500	8000.0	76	2605	No

43	GOM_NL__2PRFIN20020830_020413_000000522009_00046_02605_2559.N1	30-AUG-2002 02:04:13	Bright	52.000	90	54Alp Peg	2.4870	11000.	104	2605	No
44	GOM_NL__2PRFIN20020830_020752_000000372009_00046_02605_2560.N1	30-AUG-2002 02:07:52	Bright	36.500	92	53Eps Cyg	2.5000	4500.0	73	2605	No
45	GOM_NL__2PRFIN20020830_020943_000000382009_00046_02605_2561.N1	30-AUG-2002 02:09:43	Bright	38.000	66	37Gam Cyg	2.2080	5900.0	76	2605	No
46	GOM_NL__2PRFIN20020830_021103_000000402009_00046_02605_2562.N1	30-AUG-2002 02:11:03	Bright	39.500	19	50Alp Cyg	1.2460	10500.	79	2605	No
47	GOM_NL__2PRFIN20020830_021307_000000642009_00046_02605_2563.N1	30-AUG-2002 02:13:07	Bright	63.500	58	21Alp And	2.0730	11000.	127	2605	No
48	GOM_NL__2PRFIN20020830_021604_000000382009_00046_02605_2564.N1	30-AUG-2002 02:16:04	Bright	38.000	89	5Alp Cep	2.4510	8000.0	76	2605	No
49	GOM_NL__2PRFIN20020830_021909_000000452009_00046_02605_2565.N1	30-AUG-2002 02:19:09	Bright	45.000	74	11Bet Cas	2.2680	6600.0	90	2605	No
50	GOM_NL__2PRFIN20020830_022119_000000452009_00046_02605_2566.N1	30-AUG-2002 02:21:19	Bright	44.500	76	27Gam Cas	2.3000	30000.	89	2605	No
51	GOM_NL__2PRFIN20020830_022341_000000392009_00046_02605_2567.N1	30-AUG-2002 02:23:41	Bright	38.500	49	1Alp UMi	1.9900	6300.0	77	2605	No
52	GOM_NL__2PRFIN20020830_022729_000000982009_00046_02605_2568.N1	30-AUG-2002 02:27:29	Bright	98.000	73	57Gam1And	2.2600	13100.	196	2605	No
53	GOM_NL__2PRFIN20020830_023049_000000652009_00046_02605_2569.N1	30-AUG-2002 02:30:49	Bright	64.500	35	33Alp Per	1.7950	6250.0	129	2605	No
54	GOM_NL__2PRFIN20020830_023408_000001002009_00046_02605_2570.N1	30-AUG-2002 02:34:08	Bright	100.00	79	26Bet Per	2.3100	13100.	200	2605	No
55	GOM_NL__2PRFIN20020830_023701_000000772009_00046_02605_2571.N1	30-AUG-2002 02:37:01	Bright	77.000	149	45Eps Per	2.8880	30000.	154	2605	No
56	GOM_NL__2PRFIN20020830_024033_000000412009_00046_02605_2572.N1	30-AUG-2002 02:40:33	Bright	40.500	24	66Alp Gem	1.5800	10200.	81	2605	No
57	GOM_NL__2PRFIN20020830_024305_000000652009_00046_02605_2573.N1	30-AUG-2002 02:43:05	Tw_i_and_stray	64.500	28	12Bet Tau	1.6500	15200.	129	2605	No
58	GOM_NL__2PRFIN20020830_024604_000000562009_00046_02605_2574.N1	30-AUG-2002 02:46:04	Tw_i_and_stray	55.500	44	24Gam Gem	1.9280	11000.	111	2605	No
59	GOM_NL__2PRFIN20020830_024812_000000532009_00046_02605_2575.N1	30-AUG-2002 02:48:12	Twilight	53.000	8	10Alp CMi	0.40000	6500.0	106	2605	No
60	GOM_NL__2PRFIN20020830_025030_000000712009_00046_02605_2576.N1	30-AUG-2002 02:50:30	Dark	70.500	14	58Alp Ori	0.87000	3000.0	141	2605	No
61	GOM_NL__2PRFIN20020830_025234_000000712009_00046_02605_2577.N1	30-AUG-2002 02:52:34	Dark	70.500	27	24Gam Ori	1.6360	26000.	141	2605	No
62	GOM_NL__2PRFIN20020830_025429_000000662009_00046_02605_2578.N1	30-AUG-2002 02:54:29	Dark	65.500	30	46Eps Ori	1.6940	30000.	131	2605	No
63	GOM_NL__2PRFIN20020830_025653_000000492009_00046_02605_2579.N1	30-AUG-2002 02:56:53	Dark	49.000	47	2Bet CMa	1.9760	28000.	98	2605	No
64	GOM_NL__2PRFIN20020830_025831_000000432009_00046_02605_2580.N1	30-AUG-2002 02:58:31	Dark	43.000	23	21Eps CMa	1.5020	26000.	86	2605	No
65	GOM_NL__2PRFIN20020830_030012_000000412009_00046_02605_2581.N1	30-AUG-2002 03:00:12	Dark	41.000	70	Zet Pup	2.2460	39000.	82	2605	No
66	GOM_NL__2PRFIN20020830_030517_000000532009_00046_02605_2582.N1	30-AUG-2002 03:05:17	Dark	53.000	2	Alp Car	-0.73600	7000.0	106	2605	No
67	GOM_NL__2PRFIN20020830_031003_000001362009_00047_02606_2548.N1	30-AUG-2002 03:10:03	Dark	136.00	165	34Gam Eri	2.9500	3200.0	272	2606	No
68	GOM_NL__2PRFIN20020830_031431_000000582009_00047_02606_2549.N1	30-AUG-2002 03:14:31	Dark	58.000	157	The1Eri	2.9060	9300.0	116	2606	No
69	GOM_NL__2PRFIN20020830_031648_000000472009_00047_02606_2550.N1	30-AUG-2002 03:16:48	Dark	47.000	9	Alp Eri	0.45300	24000.	94	2606	No
70	GOM_NL__2PRFIN20020830_032120_000000422009_00047_02606_2551.N1	30-AUG-2002 03:21:20	Straylight	41.500	148	Alp Tuc	2.8780	4100.0	83	2606	No
71	GOM_NL__2PRFIN20020830_032244_000000532009_00047_02606_2552.N1	30-AUG-2002 03:22:44	Straylight	53.000	84	Alp Phe	2.3970	4500.0	106	2606	No
72	GOM_NL__2PRFIN20020830_032458_000000422009_00047_02606_2553.N1	30-AUG-2002 03:24:58	Straylight	41.500	31	Alp Gru	1.7340	15200.	83	2606	No
73	GOM_NL__2PRFIN20020830_032750_000000412009_00047_02606_2554.N1	30-AUG-2002 03:27:50	Straylight	40.500	172	Gam Gru	3.0030	13100.	81	2606	No
74	GOM_NL__2PRFIN20020830_033357_000000482009_00047_02606_2555.N1	30-AUG-2002 03:33:57	Bright	47.500	142	49Del Cap	2.8500	8900.0	95	2606	No
75	GOM_NL__2PRFIN20020830_033706_000000402009_00047_02606_2556.N1	30-AUG-2002 03:37:06	Bright	40.000	154	22Bet Aqr	2.8990	5700.0	80	2606	No
76	GOM_NL__2PRFIN20020830_033837_000000432009_00047_02606_2557.N1	30-AUG-2002 03:38:37	Bright	43.000	162	34Alp Aqr	2.9440	5350.0	86	2606	No
77	GOM_NL__2PRFIN20020830_034207_000000402009_00047_02606_2558.N1	30-AUG-2002 03:42:07	Bright	40.000	11	53Alp Aql	0.76500	8000.0	80	2606	No
78	GOM_NL__2PRFIN20020830_034447_000000522009_00047_02606_2559.N1	30-AUG-2002 03:44:47	Bright	51.500	90	54Alp Peg	2.4870	11000.	103	2606	No
79	GOM_NL__2PRFIN20020830_034828_000000382009_00047_02606_2560.N1	30-AUG-2002 03:48:28	Bright	38.000	92	53Eps Cyg	2.5000	4500.0	76	2606	No
80	GOM_NL__2PRFIN20020830_035019_000000382009_00047_02606_2561.N1	30-AUG-2002 03:50:19	Bright	37.500	66	37Gam Cyg	2.2080	5900.0	75	2606	No
81	GOM_NL__2PRFIN20020830_035139_000000382009_00047_02606_2562.N1	30-AUG-2002 03:51:39	Bright	38.000	19	50Alp Cyg	1.2460	10500.	76	2606	No
82	GOM_NL__2PRFIN20020830_035341_000000682009_00047_02606_2563.N1	30-AUG-2002 03:53:41	Bright	67.500	58	21Alp And	2.0730	11000.	135	2606	No
83	GOM_NL__2PRFIN20020830_035640_000000392009_00047_02606_2564.N1	30-AUG-2002 03:56:40	Bright	38.500	89	5Alp Cep	2.4510	8000.0	77	2606	No
84	GOM_NL__2PRFIN20020830_035943_000000472009_00047_02606_2565.N1	30-AUG-2002 03:59:43	Bright	47.000	74	11Bet Cas	2.2680	6600.0	94	2606	No
85	GOM_NL__2PRFIN20020830_040154_000000492009_00047_02606_2566.N1	30-AUG-2002 04:01:54	Bright	48.500	76	27Gam Cas	2.3000	30000.	97	2606	No
86	GOM_NL__2PRFIN20020830_040417_000000362009_00047_02606_2567.N1	30-AUG-2002 04:04:17	Bright	35.500	49	1Alp UMi	1.9900	6300.0	71	2606	No
87	GOM_NL__2PRFIN20020830_040803_000000962009_00047_02606_2568.N1	30-AUG-2002 04:08:03	Bright	96.000	73	57Gam1And	2.2600	13100.	192	2606	No
88	GOM_NL__2PRFIN20020830_041124_000000662009_00047_02606_2569.N1	30-AUG-2002 04:11:24	Bright	65.500	35	33Alp Per	1.7950	6250.0	131	2606	No
89	GOM_NL__2PRFIN20020830_041443_000001022009_00047_02606_2570.N1	30-AUG-2002 04:14:43	Bright	101.50	79	26Bet Per	2.3100	13100.	203	2606	No
90	GOM_NL__2PRFIN20020830_041737_000000752009_00047_02606_2571.N1	30-AUG-2002 04:17:37	Bright	74.500	149	45Eps Per	2.8880	30000.	149	2606	No
91	GOM_NL__2PRFIN20020830_042109_000000392009_00047_02606_2572.N1	30-AUG-2002 04:21:09	Bright	39.000	24	66Alp Gem	1.5800	10200.	78	2606	No
92	GOM_NL__2PRFIN20020830_042341_000000662009_00047_02606_2573.N1	30-AUG-2002 04:23:41	Tw_i_and_stray	66.000	28	12Bet Tau	1.6500	15200.	132	2606	No
93	GOM_NL__2PRFIN20020830_042642_000000532009_00047_02606_2574.N1	30-AUG-2002 04:26:42	Tw_i_and_stray	52.500	44	24Gam Gem	1.9280	11000.	105	2606	No
94	GOM_NL__2PRFIN20020830_042848_000000482009_00047_02606_2575.N1	30-AUG-2002 04:28:48	Twilight	48.000	8	10Alp CMi	0.40000	6500.0	96	2606	No
95	GOM_NL__2PRFIN20020830_043107_000000732009_00047_02606_2576.N1	30-AUG-2002 04:31:07	Dark	73.000	14	58Alp Ori	0.87000	3000.0	146	2606	No
96	GOM_NL__2PRFIN20020830_043312_000000722009_00047_02606_2577.N1	30-AUG-2002 04:33:12	Dark	71.500	27	24Gam Ori	1.6360	26000.	143	2606	No
97	GOM_NL__2PRFIN20020830_043507_000000642009_00047_02606_2578.N1	30-AUG-2002 04:35:07	Dark	64.000	30	46Eps Ori	1.6940	30000.	128	2606	No
98	GOM_NL__2PRFIN20020830_043728_000000552009_00047_02606_2579.N1	30-AUG-2002 04:37:28	Dark	54.500	47	2Bet CMa	1.9760	28000.	109	2606	No
99	GOM_NL__2PRFIN20020830_043907_000000452009_00047_02606_2580.N1	30-AUG-2002 04:39:07	Dark	44.500	23	21Eps CMa	1.5020	26000.	89	2606	No
100	GOM_NL__2PRFIN20020830_044048_000000382009_00047_02606_2581.N1	30-AUG-2002 04:40:48	Dark	37.500	70	Zet Pup	2.2460	39000.	75	2606	No
101	GOM_NL__2PRFIN20020830_044554_000000532009_00047_02606_2582.N1	30-AUG-2002 04:45:54	Dark	52.500	2	Alp Car	-0.73600	7000.0	105	2606	No



102	GOM_NL__2PRFIN20020830_045042_000001342009_00048_02607_2548.N1	30-AUG-2002 04:50:42	Dark	134.00	165	34Gam Eri	2.9500	3200.0	268	2607	No
103	GOM_NL__2PRFIN20020830_045509_000000582009_00048_02607_2549.N1	30-AUG-2002 04:55:09	Dark	57.500	157	The1Eri	2.9060	9300.0	115	2607	No
104	GOM_NL__2PRFIN20020830_045723_000000482009_00048_02607_2550.N1	30-AUG-2002 04:57:23	Dark	47.500	9	Alp Eri	0.45300	24000.	95	2607	No
105	GOM_NL__2PRFIN20020830_050157_000000432009_00048_02607_2551.N1	30-AUG-2002 05:01:57	Straylight	43.000	148	Alp Tuc	2.8780	4100.0	86	2607	No
106	GOM_NL__2PRFIN20020830_050321_000000592009_00048_02607_2552.N1	30-AUG-2002 05:03:21	Straylight	59.000	84	Alp Phe	2.3970	4500.0	118	2607	No
107	GOM_NL__2PRFIN20020830_050535_000000462009_00048_02607_2553.N1	30-AUG-2002 05:05:35	Straylight	45.500	31	Alp Gru	1.7340	15200.	91	2607	No
108	GOM_NL__2PRFIN20020830_050826_000000412009_00048_02607_2554.N1	30-AUG-2002 05:08:26	Straylight	40.500	172	Gam Gru	3.0030	13100.	81	2607	No
109	GOM_NL__2PRFIN20020830_051432_000000512009_00048_02607_2555.N1	30-AUG-2002 05:14:32	Bright	50.500	142	49Del Cap	2.8500	8900.0	101	2607	No
110	GOM_NL__2PRFIN20020830_051742_000000412009_00048_02607_2556.N1	30-AUG-2002 05:17:42	Bright	41.000	154	22Bet Aqr	2.8990	5700.0	82	2607	No
111	GOM_NL__2PRFIN20020830_051913_000000442009_00048_02607_2557.N1	30-AUG-2002 05:19:13	Bright	44.000	162	34Alp Aqr	2.9440	5350.0	88	2607	No
112	GOM_NL__2PRFIN20020830_052243_000000392009_00048_02607_2558.N1	30-AUG-2002 05:22:43	Bright	39.000	11	53Alp Aql	0.76500	8000.0	78	2607	No
113	GOM_NL__2PRFIN20020830_052523_000000532009_00048_02607_2559.N1	30-AUG-2002 05:25:23	Bright	52.500	90	54Alp Peg	2.4870	11000.	105	2607	No
114	GOM_NL__2PRFIN20020830_052904_000000382009_00048_02607_2560.N1	30-AUG-2002 05:29:04	Bright	38.000	92	53Eps Cyg	2.5000	4500.0	76	2607	No
115	GOM_NL__2PRFIN20020830_053054_000000382009_00048_02607_2561.N1	30-AUG-2002 05:30:54	Bright	38.000	66	37Gam Cyg	2.2080	5900.0	76	2607	No
116	GOM_NL__2PRFIN20020830_053215_000000412009_00048_02607_2562.N1	30-AUG-2002 05:32:15	Bright	40.500	19	50Alp Cyg	1.2460	10500.	81	2607	No
117	GOM_NL__2PRFIN20020830_053416_000000702009_00048_02607_2563.N1	30-AUG-2002 05:34:16	Bright	70.000	58	21Alp And	2.0730	11000.	140	2607	No
118	GOM_NL__2PRFIN20020830_053714_000000412009_00048_02607_2564.N1	30-AUG-2002 05:37:14	Bright	41.000	89	5Alp Cep	2.4510	8000.0	82	2607	No
119	GOM_NL__2PRFIN20020830_054020_000000472009_00048_02607_2565.N1	30-AUG-2002 05:40:20	Bright	46.500	74	11Bet Cas	2.2680	6600.0	93	2607	No
120	GOM_NL__2PRFIN20020830_054229_000000492009_00048_02607_2566.N1	30-AUG-2002 05:42:29	Bright	48.500	76	27Gam Cas	2.3000	30000.	97	2607	No
121	GOM_NL__2PRFIN20020830_054452_000000382009_00048_02607_2567.N1	30-AUG-2002 05:44:52	Bright	38.000	49	1Alp UMi	1.9900	6300.0	76	2607	No
122	GOM_NL__2PRFIN20020830_054837_000000962009_00048_02607_2568.N1	30-AUG-2002 05:48:37	Bright	95.500	73	57Gam1And	2.2600	13100.	191	2607	No
123	GOM_NL__2PRFIN20020830_055200_000000642009_00048_02607_2569.N1	30-AUG-2002 05:52:00	Bright	64.000	35	33Alp Per	1.7950	6250.0	128	2607	No
124	GOM_NL__2PRFIN20020830_055518_000000962009_00048_02607_2570.N1	30-AUG-2002 05:55:18	Bright	96.000	79	26Bet Per	2.3100	13100.	192	2607	No
125	GOM_NL__2PRFIN20020830_055812_000000792009_00048_02607_2571.N1	30-AUG-2002 05:58:12	Bright	79.000	149	45Eps Per	2.8880	30000.	158	2607	No
126	GOM_NL__2PRFIN20020830_060146_000000392009_00048_02607_2572.N1	30-AUG-2002 06:01:46	Bright	39.000	24	66Alp Gem	1.5800	10200.	78	2607	No
127	GOM_NL__2PRFIN20020830_060418_000000672009_00048_02607_2573.N1	30-AUG-2002 06:04:18	Twilight	67.000	28	12Bet Tau	1.6500	15200.	134	2607	No
128	GOM_NL__2PRFIN20020830_060720_000000512009_00048_02607_2574.N1	30-AUG-2002 06:07:20	Twilight	50.500	44	24Gam Gem	1.9280	11000.	101	2607	No
129	GOM_NL__2PRFIN20020830_060924_000000432009_00048_02607_2575.N1	30-AUG-2002 06:09:24	Twilight	42.500	8	10Alp CMi	0.40000	6500.0	85	2607	No
130	GOM_NL__2PRFIN20020830_061144_000000672009_00048_02607_2576.N1	30-AUG-2002 06:11:44	Dark	67.000	14	58Alp Ori	0.87000	3000.0	134	2607	No
131	GOM_NL__2PRFIN20020830_061349_000000682009_00048_02607_2577.N1	30-AUG-2002 06:13:49	Dark	67.500	27	24Gam Ori	1.6360	26000.	135	2607	No
132	GOM_NL__2PRFIN20020830_061544_000000612009_00048_02607_2578.N1	30-AUG-2002 06:15:44	Dark	61.000	30	46Eps Ori	1.6940	30000.	122	2607	No
133	GOM_NL__2PRFIN20020830_061806_000000502009_00048_02607_2579.N1	30-AUG-2002 06:18:06	Dark	50.000	47	2Bet CMa	1.9760	28000.	100	2607	No
134	GOM_NL__2PRFIN20020830_061944_000000492009_00048_02607_2580.N1	30-AUG-2002 06:19:44	Dark	48.500	23	21Eps CMa	1.5020	26000.	97	2607	No
135	GOM_NL__2PRFIN20020830_062125_000000412009_00048_02607_2581.N1	30-AUG-2002 06:21:25	Dark	40.500	70	Zet Pup	2.2460	39000.	81	2607	No
136	GOM_NL__2PRFIN20020830_064233_000000392009_00049_02608_2568.N1	30-AUG-2002 06:42:33	Straylight	38.500	148	Alp Tuc	2.8780	4100.0	77	2608	No
137	GOM_NL__2PRFIN20020830_064358_000000582009_00049_02608_2569.N1	30-AUG-2002 06:43:58	Straylight	57.500	84	Alp Phe	2.3970	4500.0	115	2608	No
138	GOM_NL__2PRFIN20020830_064610_000000422009_00049_02608_2570.N1	30-AUG-2002 06:46:10	Straylight	41.500	31	Alp Gru	1.7340	15200.	83	2608	No
139	GOM_NL__2PRFIN20020830_064902_000000402009_00049_02608_2571.N1	30-AUG-2002 06:49:02	Straylight	40.000	172	Gam Gru	3.0030	13100.	80	2608	No
140	GOM_NL__2PRFIN20020830_065509_000000532009_00049_02608_2572.N1	30-AUG-2002 06:55:09	Bright	53.000	142	49Del Cap	2.8500	8900.0	106	2608	No
141	GOM_NL__2PRFIN20020830_065818_000000412009_00049_02608_2573.N1	30-AUG-2002 06:58:18	Bright	41.000	154	22Bet Aqr	2.8990	5700.0	82	2608	No
142	GOM_NL__2PRFIN20020830_065949_000000442009_00049_02608_2574.N1	30-AUG-2002 06:59:49	Bright	44.000	162	34Alp Aqr	2.9440	5350.0	88	2608	No
143	GOM_NL__2PRFIN20020830_070319_000000392009_00049_02608_2575.N1	30-AUG-2002 07:03:19	Bright	38.500	11	53Alp Aql	0.76500	8000.0	77	2608	No
144	GOM_NL__2PRFIN20020830_070558_000000512009_00049_02608_2576.N1	30-AUG-2002 07:05:58	Bright	51.000	90	54Alp Peg	2.4870	11000.	102	2608	No
145	GOM_NL__2PRFIN20020830_070940_000000402009_00049_02608_2577.N1	30-AUG-2002 07:09:40	Bright	39.500	92	53Eps Cyg	2.5000	4500.0	79	2608	No
146	GOM_NL__2PRFIN20020830_071131_000000392009_00049_02608_2578.N1	30-AUG-2002 07:11:31	Bright	38.500	66	37Gam Cyg	2.2080	5900.0	77	2608	No
147	GOM_NL__2PRFIN20020830_071251_000000392009_00049_02608_2579.N1	30-AUG-2002 07:12:51	Bright	39.000	19	50Alp Cyg	1.2460	10500.	78	2608	No
148	GOM_NL__2PRFIN20020830_071450_000000702009_00049_02608_2580.N1	30-AUG-2002 07:14:50	Bright	70.000	58	21Alp And	2.0730	11000.	140	2608	No
149	GOM_NL__2PRFIN20020830_071751_000000402009_00049_02608_2581.N1	30-AUG-2002 07:17:51	Bright	39.500	89	5Alp Cep	2.4510	8000.0	79	2608	No
150	GOM_NL__2PRFIN20020830_072055_000000452009_00049_02608_2582.N1	30-AUG-2002 07:20:55	Bright	44.500	74	11Bet Cas	2.2680	6600.0	89	2608	No
151	GOM_NL__2PRFIN20020830_072305_000000472009_00049_02608_2583.N1	30-AUG-2002 07:23:05	Bright	47.000	76	27Gam Cas	2.3000	30000.	94	2608	No
152	GOM_NL__2PRFIN20020830_072528_000000402009_00049_02608_2584.N1	30-AUG-2002 07:25:28	Bright	39.500	49	1Alp UMi	1.9900	6300.0	79	2608	No
153	GOM_NL__2PRFIN20020830_072912_000000952009_00049_02608_2585.N1	30-AUG-2002 07:29:12	Bright	95.000	73	57Gam1And	2.2600	13100.	190	2608	No
154	GOM_NL__2PRFIN20020830_073235_000000642009_00049_02608_2586.N1	30-AUG-2002 07:32:35	Bright	63.500	35	33Alp Per	1.7950	6250.0	127	2608	No
155	GOM_NL__2PRFIN20020830_073553_000000982009_00049_02608_2587.N1	30-AUG-2002 07:35:53	Bright	97.500	79	26Bet Per	2.3100	13100.	195	2608	No
156	GOM_NL__2PRFIN20020830_073848_000000792009_00049_02608_2588.N1	30-AUG-2002 07:38:48	Bright	79.000	149	45Eps Per	2.8880	30000.	158	2608	No
157	GOM_NL__2PRFIN20020830_074223_000000402009_00049_02608_2589.N1	30-AUG-2002 07:42:23	Bright	40.000	24	66Alp Gem	1.5800	10200.	80	2608	No
158	GOM_NL__2PRFIN20020830_074454_000000672009_00049_02608_2590.N1	30-AUG-2002 07:44:54	Twilight	66.500	28	12Bet Tau	1.6500	15200.	133	2608	No
159	GOM_NL__2PRFIN20020830_074756_000000442009_00049_02608_2591.N1	30-AUG-2002 07:47:56	Twilight	44.000	44	24Gam Gem	1.9280	11000.	88	2608	No
160	GOM_NL__2PRFIN20020830_075000_000000412009_00049_02608_2592.N1	30-AUG-2002 07:50:00	Twilight	41.000	8	10Alp CMi	0.40000	6500.0	82	2608	No

161	GOM_NL__2PRFIN20020830_075221_000000682009_00049_02608_2593.N1	30-AUG-2002 07:52:21	Dark	68.000	14	58Alp Ori	0.87000	3000.0	136	2608	No
162	GOM_NL__2PRFIN20020830_075427_000000752009_00049_02608_2594.N1	30-AUG-2002 07:54:27	Dark	75.000	27	24Gam Ori	1.6360	26000.	150	2608	No
163	GOM_NL__2PRFIN20020830_075622_000000632009_00049_02608_2595.N1	30-AUG-2002 07:56:22	Dark	62.500	30	46Eps Ori	1.6940	30000.	125	2608	No
164	GOM_NL__2PRFIN20020830_075844_000000532009_00049_02608_2596.N1	30-AUG-2002 07:58:44	Dark	52.500	47	2Bet CMa	1.9760	28000.	105	2608	No
165	GOM_NL__2PRFIN20020830_080020_000000442009_00049_02608_2597.N1	30-AUG-2002 08:00:20	Dark	44.000	23	21Eps CMa	1.5020	26000.	88	2608	No
166	GOM_NL__2PRFIN20020830_080201_000000412009_00049_02608_2598.N1	30-AUG-2002 08:02:01	Dark	41.000	70	Zet Pup	2.2460	39000.	82	2608	No
167	GOM_NL__2PRFIN20020830_080706_000000482009_00049_02608_2599.N1	30-AUG-2002 08:07:06	Dark	48.000	2	Alp Car	-0.73600	7000.0	96	2608	No
168	GOM_NL__2PRFIN20020830_081201_000001422009_00050_02609_2568.N1	30-AUG-2002 08:12:01	Dark	141.50	165	34Gam Eri	2.9500	3200.0	283	2609	No
169	GOM_NL__2PRFIN20020830_081623_000000572009_00050_02609_2569.N1	30-AUG-2002 08:16:23	Dark	56.500	157	The1Eri	2.9060	9300.0	113	2609	No
170	GOM_NL__2PRFIN20020830_081837_000000572009_00050_02609_2570.N1	30-AUG-2002 08:18:37	Dark	56.500	9	Alp Eri	0.45300	24000.	113	2609	No
171	GOM_NL__2PRFIN20020830_082309_000000442009_00050_02609_2571.N1	30-AUG-2002 08:23:09	Straylight	44.000	148	Alp Tuc	2.8780	4100.0	88	2609	No
172	GOM_NL__2PRFIN20020830_082434_000000502009_00050_02609_2572.N1	30-AUG-2002 08:24:34	Straylight	50.000	84	Alp Phe	2.3970	4500.0	100	2609	No
173	GOM_NL__2PRFIN20020830_082646_000000452009_00050_02609_2573.N1	30-AUG-2002 08:26:46	Straylight	44.500	31	Alp Gru	1.7340	15200.	89	2609	No
174	GOM_NL__2PRFIN20020830_083049_000000582009_00050_02609_2574.N1	30-AUG-2002 08:30:49	Straylight	58.000	18	24Alp PsA	1.1660	9700.0	116	2609	No
175	GOM_NL__2PRFIN20020830_083544_000000492009_00050_02609_2575.N1	30-AUG-2002 08:35:44	Bright	48.500	142	49Del Cap	2.8500	8900.0	97	2609	No
176	GOM_NL__2PRFIN20020830_083854_000000412009_00050_02609_2576.N1	30-AUG-2002 08:38:54	Bright	41.000	154	22Bet Aqr	2.8990	5700.0	82	2609	No
177	GOM_NL__2PRFIN20020830_084025_000000452009_00050_02609_2577.N1	30-AUG-2002 08:40:25	Bright	44.500	162	34Alp Aqr	2.9440	5350.0	89	2609	No
178	GOM_NL__2PRFIN20020830_084429_000000382009_00050_02609_2578.N1	30-AUG-2002 08:44:29	Bright	38.000	118	50Gam Aql	2.7180	4600.0	76	2609	No
179	GOM_NL__2PRFIN20020830_084633_000000522009_00050_02609_2579.N1	30-AUG-2002 08:46:33	Bright	52.000	90	54Alp Peg	2.4870	11000.	104	2609	No
180	GOM_NL__2PRFIN20020830_085016_000000402009_00050_02609_2580.N1	30-AUG-2002 08:50:16	Bright	40.000	92	53Eps Cyg	2.5000	4500.0	80	2609	No
181	GOM_NL__2PRFIN20020830_085207_000000402009_00050_02609_2581.N1	30-AUG-2002 08:52:07	Bright	39.500	66	37Gam Cyg	2.2080	5900.0	79	2609	No
182	GOM_NL__2PRFIN20020830_085327_000000392009_00050_02609_2582.N1	30-AUG-2002 08:53:27	Bright	39.000	19	50Alp Cyg	1.2460	10500.	78	2609	No
183	GOM_NL__2PRFIN20020830_085524_000000712009_00050_02609_2583.N1	30-AUG-2002 08:55:24	Bright	71.000	58	21Alp And	2.0730	11000.	142	2609	No
184	GOM_NL__2PRFIN20020830_085827_000000392009_00050_02609_2584.N1	30-AUG-2002 08:58:27	Bright	39.000	89	5Alp Cep	2.4510	8000.0	78	2609	No
185	GOM_NL__2PRFIN20020830_090130_000000472009_00050_02609_2585.N1	30-AUG-2002 09:01:30	Bright	47.000	74	11Bet Cas	2.2680	6600.0	94	2609	No
186	GOM_NL__2PRFIN20020830_090340_000000492009_00050_02609_2586.N1	30-AUG-2002 09:03:40	Bright	49.000	76	27Gam Cas	2.3000	30000.	98	2609	No
187	GOM_NL__2PRFIN20020830_090605_000000362009_00050_02609_2587.N1	30-AUG-2002 09:06:05	Bright	36.000	49	1Alp UMi	1.9900	6300.0	72	2609	No
188	GOM_NL__2PRFIN20020830_090946_000000932009_00050_02609_2588.N1	30-AUG-2002 09:09:46	Bright	92.500	73	57Gam1And	2.2600	13100.	185	2609	No
189	GOM_NL__2PRFIN20020830_091310_000000642009_00050_02609_2589.N1	30-AUG-2002 09:13:10	Bright	64.000	35	33Alp Per	1.7950	6250.0	128	2609	No
190	GOM_NL__2PRFIN20020830_091628_000000992009_00050_02609_2590.N1	30-AUG-2002 09:16:28	Bright	99.000	79	26Bet Per	2.3100	13100.	198	2609	No
191	GOM_NL__2PRFIN20020830_091923_000000792009_00050_02609_2591.N1	30-AUG-2002 09:19:23	Bright	78.500	149	45Eps Per	2.8880	30000.	157	2609	No
192	GOM_NL__2PRFIN20020830_092259_000000392009_00050_02609_2592.N1	30-AUG-2002 09:22:59	Bright	38.500	24	66Alp Gem	1.5800	10200.	77	2609	No
193	GOM_NL__2PRFIN20020830_092531_000000652009_00050_02609_2593.N1	30-AUG-2002 09:25:31	Twilight	64.500	28	12Bet Tau	1.6500	15200.	129	2609	No
194	GOM_NL__2PRFIN20020830_092832_000000432009_00050_02609_2594.N1	30-AUG-2002 09:28:32	Twilight	43.000	44	24Gam Gem	1.9280	11000.	86	2609	No
195	GOM_NL__2PRFIN20020830_093036_000000392009_00050_02609_2595.N1	30-AUG-2002 09:30:36	Twilight	39.000	8	10Alp CMi	0.40000	6500.0	78	2609	No
196	GOM_NL__2PRFIN20020830_093258_000000732009_00050_02609_2596.N1	30-AUG-2002 09:32:58	Dark	72.500	14	58Alp Ori	0.87000	3000.0	145	2609	No
197	GOM_NL__2PRFIN20020830_093503_000000682009_00050_02609_2597.N1	30-AUG-2002 09:35:03	Dark	68.000	27	24Gam Ori	1.6360	26000.	136	2609	No
198	GOM_NL__2PRFIN20020830_093658_000000652009_00050_02609_2598.N1	30-AUG-2002 09:36:58	Dark	65.000	30	46Eps Ori	1.6940	30000.	130	2609	No
199	GOM_NL__2PRFIN20020830_093921_000000482009_00050_02609_2599.N1	30-AUG-2002 09:39:21	Dark	47.500	47	2Bet CMa	1.9760	28000.	95	2609	No
200	GOM_NL__2PRFIN20020830_094057_000000432009_00050_02609_2600.N1	30-AUG-2002 09:40:57	Dark	42.500	23	21Eps CMa	1.5020	26000.	85	2609	No
201	GOM_NL__2PRFIN20020830_094237_000000412009_00050_02609_2601.N1	30-AUG-2002 09:42:37	Dark	41.000	70	Zet Pup	2.2460	39000.	82	2609	No
202	GOM_NL__2PRFIN20020830_094743_000000492009_00050_02609_2602.N1	30-AUG-2002 09:47:43	Dark	48.500	2	Alp Car	-0.73600	7000.0	97	2609	No
203	GOM_NL__2PRFIN20020830_095241_000001422009_00051_02610_2568.N1	30-AUG-2002 09:52:41	Dark	141.50	165	34Gam Eri	2.9500	3200.0	283	2610	No
204	GOM_NL__2PRFIN20020830_095701_000000572009_00051_02610_2569.N1	30-AUG-2002 09:57:01	Dark	56.500	157	The1Eri	2.9060	9300.0	113	2610	No
205	GOM_NL__2PRFIN20020830_095913_000000512009_00051_02610_2570.N1	30-AUG-2002 09:59:13	Dark	51.000	9	Alp Eri	0.45300	24000.	102	2610	No
206	GOM_NL__2PRFIN20020830_100346_000000402009_00051_02610_2571.N1	30-AUG-2002 10:03:46	Straylight	39.500	148	Alp Tuc	2.8780	4100.0	79	2610	No
207	GOM_NL__2PRFIN20020830_100511_000000492009_00051_02610_2572.N1	30-AUG-2002 10:05:11	Straylight	49.000	84	Alp Phe	2.3970	4500.0	98	2610	No
208	GOM_NL__2PRFIN20020830_100724_000000412009_00051_02610_2573.N1	30-AUG-2002 10:07:24	Straylight	41.000	31	Alp Gru	1.7340	15200.	82	2610	No
209	GOM_NL__2PRFIN20020830_101127_000000522009_00051_02610_2574.N1	30-AUG-2002 10:11:27	Straylight	52.000	18	24Alp PsA	1.1660	9700.0	104	2610	No
210	GOM_NL__2PRFIN20020830_101621_000000142009_00051_02610_2575.N1	30-AUG-2002 10:16:21	Twilight	13.500	142	49Del Cap	2.8500	8900.0	27	2610	No
211	GOM_NL__2PRFIN20020830_102505_000000392009_00051_02610_2576.N1	30-AUG-2002 10:25:05	Dark	39.000	118	50Gam Aql	2.7180	4600.0	78	2610	Yes
212	GOM_NL__2PRFIN20020830_102710_000000522009_00051_02610_2577.N1	30-AUG-2002 10:27:10	Bright	52.000	90	54Alp Peg	2.4870	11000.	104	2610	No
213	GOM_NL__2PRFIN20020830_103052_000000352009_00051_02610_2578.N1	30-AUG-2002 10:30:52	Bright	35.000	92	53Eps Cyg	2.5000	4500.0	70	2610	No
214	GOM_NL__2PRFIN20020830_103243_000000392009_00051_02610_2579.N1	30-AUG-2002 10:32:43	Bright	39.000	66	37Gam Cyg	2.2080	5900.0	78	2610	No
215	GOM_NL__2PRFIN20020830_103403_000000412009_00051_02610_2580.N1	30-AUG-2002 10:34:03	Bright	40.500	19	50Alp Cyg	1.2460	10500.	81	2610	No
216	GOM_NL__2PRFIN20020830_103559_000000712009_00051_02610_2581.N1	30-AUG-2002 10:35:59	Bright	71.000	58	21Alp And	2.0730	11000.	142	2610	No
217	GOM_NL__2PRFIN20020830_103904_000000372009_00051_02610_2582.N1	30-AUG-2002 10:39:04	Bright	37.000	89	5Alp Cep	2.4510	8000.0	74	2610	No
218	GOM_NL__2PRFIN20020830_104206_000000442009_00051_02610_2583.N1	30-AUG-2002 10:42:06	Bright	44.000	74	11Bet Cas	2.2680	6600.0	88	2610	No
219	GOM_NL__2PRFIN20020830_104416_000000492009_00051_02610_2584.N1	30-AUG-2002 10:44:16	Bright	48.500	76	27Gam Cas	2.3000	30000.	97	2610	No

220	GOM_NL__2PRFIN20020830_104641_000000392009_00051_02610_2585.N1	30-AUG-2002 10:46:41	Bright	38.500	49	1Alp UMi	1.9900	6300.0	77	2610	No
221	GOM_NL__2PRFIN20020830_105020_000000922009_00051_02610_2586.N1	30-AUG-2002 10:50:20	Bright	91.500	73	57Gam1And	2.2600	13100.	183	2610	No
222	GOM_NL__2PRFIN20020830_105345_000000642009_00051_02610_2587.N1	30-AUG-2002 10:53:45	Bright	64.000	35	33Alp Per	1.7950	6250.0	128	2610	No
223	GOM_NL__2PRFIN20020830_105703_000000992009_00051_02610_2588.N1	30-AUG-2002 10:57:03	Bright	99.000	79	26Bet Per	2.3100	13100.	198	2610	No
224	GOM_NL__2PRFIN20020830_105959_000000822009_00051_02610_2589.N1	30-AUG-2002 10:59:59	Bright	81.500	149	45Eps Per	2.8880	30000.	163	2610	No
225	GOM_NL__2PRFIN20020830_110335_000000382009_00051_02610_2590.N1	30-AUG-2002 11:03:35	Bright	37.500	24	66Alp Gem	1.5800	10200.	75	2610	No
226	GOM_NL__2PRFIN20020830_110607_000000682009_00051_02610_2591.N1	30-AUG-2002 11:06:07	Twi_and_stray	67.500	28	12Bet Tau	1.6500	15200.	135	2610	No
227	GOM_NL__2PRFIN20020830_110909_000000542009_00051_02610_2592.N1	30-AUG-2002 11:09:09	Twi_and_stray	53.500	44	24Gam Gem	1.9280	11000.	107	2610	No
228	GOM_NL__2PRFIN20020830_111113_000000402009_00051_02610_2593.N1	30-AUG-2002 11:11:13	Twilight	39.500	8	10Alp CMi	0.40000	6500.0	79	2610	No
229	GOM_NL__2PRFIN20020830_111335_000000692009_00051_02610_2594.N1	30-AUG-2002 11:13:35	Dark	68.500	14	58Alp Ori	0.87000	3000.0	137	2610	No
230	GOM_NL__2PRFIN20020830_111540_000000762009_00051_02610_2595.N1	30-AUG-2002 11:15:40	Dark	76.000	27	24Gam Ori	1.6360	26000.	152	2610	No
231	GOM_NL__2PRFIN20020830_111736_000000602009_00051_02610_2596.N1	30-AUG-2002 11:17:36	Dark	60.000	30	46Eps Ori	1.6940	30000.	120	2610	No
232	GOM_NL__2PRFIN20020830_111957_000000492009_00051_02610_2597.N1	30-AUG-2002 11:19:57	Dark	48.500	47	2Bet CMa	1.9760	28000.	97	2610	No
233	GOM_NL__2PRFIN20020830_112133_000000442009_00051_02610_2598.N1	30-AUG-2002 11:21:33	Dark	44.000	23	21Eps CMa	1.5020	26000.	88	2610	No
234	GOM_NL__2PRFIN20020830_112313_000000402009_00051_02610_2599.N1	30-AUG-2002 11:23:13	Dark	40.000	70	Zet Pup	2.2460	39000.	80	2610	No
235	GOM_NL__2PRFIN20020830_112820_000000512009_00051_02610_2600.N1	30-AUG-2002 11:28:20	Dark	50.500	2	Alp Car	-0.73600	7000.0	101	2610	No
236	GOM_NL__2PRFIN20020830_113320_000001462009_00052_02611_2568.N1	30-AUG-2002 11:33:20	Dark	145.50	165	34Gam Eri	2.9500	3200.0	291	2611	No
237	GOM_NL__2PRFIN20020830_113738_000000582009_00052_02611_2569.N1	30-AUG-2002 11:37:38	Dark	58.000	157	The1Eri	2.9060	9300.0	116	2611	No
238	GOM_NL__2PRFIN20020830_113951_000000462009_00052_02611_2570.N1	30-AUG-2002 11:39:51	Dark	45.500	9	Alp Eri	0.45300	24000.	91	2611	No
239	GOM_NL__2PRFIN20020830_114421_000000422009_00052_02611_2571.N1	30-AUG-2002 11:44:21	Straylight	41.500	148	Alp Tuc	2.8780	4100.0	83	2611	No
240	GOM_NL__2PRFIN20020830_114548_000000572009_00052_02611_2572.N1	30-AUG-2002 11:45:48	Straylight	57.000	84	Alp Phe	2.3970	4500.0	114	2611	No
241	GOM_NL__2PRFIN20020830_114800_000000452009_00052_02611_2573.N1	30-AUG-2002 11:48:00	Straylight	45.000	31	Alp Gru	1.7340	15200.	90	2611	No
242	GOM_NL__2PRFIN20020830_115204_000000512009_00052_02611_2574.N1	30-AUG-2002 11:52:04	Straylight	50.500	18	24Alp PsA	1.1660	9700.0	101	2611	No
243	GOM_NL__2PRFIN20020830_115658_000000482009_00052_02611_2575.N1	30-AUG-2002 11:56:58	Bright	47.500	142	49Del Cap	2.8500	8900.0	95	2611	No
244	GOM_NL__2PRFIN20020830_120007_000000392009_00052_02611_2576.N1	30-AUG-2002 12:00:07	Bright	38.500	154	22Bet Aqr	2.8990	5700.0	77	2611	No
245	GOM_NL__2PRFIN20020830_120138_000000422009_00052_02611_2577.N1	30-AUG-2002 12:01:38	Bright	42.000	162	34Alp Aqr	2.9440	5350.0	84	2611	No
246	GOM_NL__2PRFIN20020830_120541_000000382009_00052_02611_2578.N1	30-AUG-2002 12:05:41	Bright	38.000	118	50Gam Aql	2.7180	4600.0	76	2611	No
247	GOM_NL__2PRFIN20020830_120746_000000492009_00052_02611_2579.N1	30-AUG-2002 12:07:46	Bright	48.500	90	54Alp Peg	2.4870	11000.	97	2611	No
248	GOM_NL__2PRFIN20020830_121128_000000362009_00052_02611_2580.N1	30-AUG-2002 12:11:28	Bright	36.000	92	53Eps Cyg	2.5000	4500.0	72	2611	No
249	GOM_NL__2PRFIN20020830_121320_000000382009_00052_02611_2581.N1	30-AUG-2002 12:13:20	Bright	38.000	66	37Gam Cyg	2.2080	5900.0	76	2611	No
250	GOM_NL__2PRFIN20020830_121439_000000392009_00052_02611_2582.N1	30-AUG-2002 12:14:39	Bright	38.500	19	50Alp Cyg	1.2460	10500.	77	2611	No
251	GOM_NL__2PRFIN20020830_121634_000000692009_00052_02611_2583.N1	30-AUG-2002 12:16:34	Bright	68.500	58	21Alp And	2.0730	11000.	137	2611	No
252	GOM_NL__2PRFIN20020830_121940_000000382009_00052_02611_2584.N1	30-AUG-2002 12:19:40	Bright	37.500	89	5Alp Cep	2.4510	8000.0	75	2611	No
253	GOM_NL__2PRFIN20020830_122242_000000462009_00052_02611_2585.N1	30-AUG-2002 12:22:42	Bright	46.000	74	11Bet Cas	2.2680	6600.0	92	2611	No
254	GOM_NL__2PRFIN20020830_122451_000000482009_00052_02611_2586.N1	30-AUG-2002 12:24:51	Bright	48.000	76	27Gam Cas	2.3000	30000.	96	2611	No
255	GOM_NL__2PRFIN20020830_122717_000000382009_00052_02611_2587.N1	30-AUG-2002 12:27:17	Bright	38.000	49	1Alp UMi	1.9900	6300.0	76	2611	No
256	GOM_NL__2PRFIN20020830_123054_000000952009_00052_02611_2588.N1	30-AUG-2002 12:30:54	Bright	95.000	73	57Gam1And	2.2600	13100.	190	2611	No
257	GOM_NL__2PRFIN20020830_123421_000000652009_00052_02611_2589.N1	30-AUG-2002 12:34:21	Bright	65.000	35	33Alp Per	1.7950	6250.0	130	2611	No
258	GOM_NL__2PRFIN20020830_123738_000000992009_00052_02611_2590.N1	30-AUG-2002 12:37:38	Bright	98.500	79	26Bet Per	2.3100	13100.	197	2611	No
259	GOM_NL__2PRFIN20020830_124034_000000822009_00052_02611_2591.N1	30-AUG-2002 12:40:34	Bright	81.500	149	45Eps Per	2.8880	30000.	163	2611	No
260	GOM_NL__2PRFIN20020830_124411_000000372009_00052_02611_2592.N1	30-AUG-2002 12:44:11	Bright	36.500	24	66Alp Gem	1.5800	10200.	73	2611	No
261	GOM_NL__2PRFIN20020830_124643_000000662009_00052_02611_2593.N1	30-AUG-2002 12:46:43	Twi_and_stray	66.000	28	12Bet Tau	1.6500	15200.	132	2611	No
262	GOM_NL__2PRFIN20020830_124946_000000522009_00052_02611_2594.N1	30-AUG-2002 12:49:46	Twi_and_stray	52.000	44	24Gam Gem	1.9280	11000.	104	2611	No
263	GOM_NL__2PRFIN20020830_125150_000000462009_00052_02611_2595.N1	30-AUG-2002 12:51:50	Twilight	46.000	8	10Alp CMi	0.40000	6500.0	92	2611	No
264	GOM_NL__2PRFIN20020830_125412_000000722009_00052_02611_2596.N1	30-AUG-2002 12:54:12	Dark	72.000	14	58Alp Ori	0.87000	3000.0	144	2611	No
265	GOM_NL__2PRFIN20020830_125618_000000732009_00052_02611_2597.N1	30-AUG-2002 12:56:18	Dark	72.500	27	24Gam Ori	1.6360	26000.	145	2611	No
266	GOM_NL__2PRFIN20020830_125813_000000632009_00052_02611_2598.N1	30-AUG-2002 12:58:13	Dark	63.000	30	46Eps Ori	1.6940	30000.	126	2611	No
267	GOM_NL__2PRFIN20020830_130034_000000502009_00052_02611_2599.N1	30-AUG-2002 13:00:34	Dark	49.500	47	2Bet CMa	1.9760	28000.	99	2611	No
268	GOM_NL__2PRFIN20020830_130210_000000442009_00052_02611_2600.N1	30-AUG-2002 13:02:10	Dark	44.000	23	21Eps CMa	1.5020	26000.	88	2611	No
269	GOM_NL__2PRFIN20020830_130349_000000402009_00052_02611_2601.N1	30-AUG-2002 13:03:49	Dark	39.500	70	Zet Pup	2.2460	39000.	79	2611	No
270	GOM_NL__2PRFIN20020830_130856_000000482009_00052_02611_2602.N1	30-AUG-2002 13:08:56	Dark	48.000	2	Alp Car	-0.73600	7000.0	96	2611	No
271	GOM_NL__2PRFIN20020830_131359_000001382009_00053_02612_2568.N1	30-AUG-2002 13:13:59	Dark	137.50	165	34Gam Eri	2.9500	3200.0	275	2612	No
272	GOM_NL__2PRFIN20020830_131816_000000562009_00053_02612_2569.N1	30-AUG-2002 13:18:16	Dark	56.000	157	The1Eri	2.9060	9300.0	112	2612	No
273	GOM_NL__2PRFIN20020830_132027_000000462009_00053_02612_2570.N1	30-AUG-2002 13:20:27	Dark	46.000	9	Alp Eri	0.45300	24000.	92	2612	No
274	GOM_NL__2PRFIN20020830_132458_000000402009_00053_02612_2571.N1	30-AUG-2002 13:24:58	Straylight	40.000	148	Alp Tuc	2.8780	4100.0	80	2612	No
275	GOM_NL__2PRFIN20020830_132625_000000532009_00053_02612_2572.N1	30-AUG-2002 13:26:25	Straylight	52.500	84	Alp Phe	2.3970	4500.0	105	2612	No
276	GOM_NL__2PRFIN20020830_132837_000000412009_00053_02612_2573.N1	30-AUG-2002 13:28:37	Straylight	40.500	31	Alp Gru	1.7340	15200.	81	2612	No
277	GOM_NL__2PRFIN20020830_133240_000000502009_00053_02612_2574.N1	30-AUG-2002 13:32:40	Straylight	50.000	18	24Alp PsA	1.1660	9700.0	100	2612	No
278	GOM_NL__2PRFIN20020830_133734_000000532009_00053_02612_2575.N1	30-AUG-2002 13:37:34	Bright	53.000	142	49Del Cap	2.8500	8900.0	106	2612	No



279	GOM_NL__2PRFIN20020830_134043_000000402009_00053_02612_2576.N1	30-AUG-2002 13:40:43	Bright	39.500	154	22Bet Aqr	2.8990	5700.0	79	2612	No
280	GOM_NL__2PRFIN20020830_134214_000000422009_00053_02612_2577.N1	30-AUG-2002 13:42:14	Bright	41.500	162	34Alp Aqr	2.9440	5350.0	83	2612	No
281	GOM_NL__2PRFIN20020830_134618_000000392009_00053_02612_2578.N1	30-AUG-2002 13:46:18	Bright	39.000	118	50Gam Aql	2.7180	4600.0	78	2612	No
282	GOM_NL__2PRFIN20020830_134821_000000502009_00053_02612_2579.N1	30-AUG-2002 13:48:21	Bright	50.000	90	54Alp Peg	2.4870	11000.	100	2612	No
283	GOM_NL__2PRFIN20020830_135205_000000382009_00053_02612_2580.N1	30-AUG-2002 13:52:05	Bright	38.000	92	53Eps Cyg	2.5000	4500.0	76	2612	No
284	GOM_NL__2PRFIN20020830_135355_000000362009_00053_02612_2581.N1	30-AUG-2002 13:53:55	Bright	35.500	66	37Gam Cyg	2.2080	5900.0	71	2612	No
285	GOM_NL__2PRFIN20020830_135515_000000352009_00053_02612_2582.N1	30-AUG-2002 13:55:15	Bright	34.500	19	50Alp Cyg	1.2460	10500.	69	2612	No
286	GOM_NL__2PRFIN20020830_135707_000000672009_00053_02612_2583.N1	30-AUG-2002 13:57:07	Bright	66.500	58	21Alp And	2.0730	11000.	133	2612	No
287	GOM_NL__2PRFIN20020830_140016_000000352009_00053_02612_2584.N1	30-AUG-2002 14:00:16	Bright	35.000	89	5Alp Cep	2.4510	8000.0	70	2612	No
288	GOM_NL__2PRFIN20020830_140316_000000442009_00053_02612_2585.N1	30-AUG-2002 14:03:16	Bright	44.000	74	11Bet Cas	2.2680	6600.0	88	2612	No
289	GOM_NL__2PRFIN20020830_140525_000000482009_00053_02612_2586.N1	30-AUG-2002 14:05:25	Bright	47.500	76	27Gam Cas	2.3000	30000.	95	2612	No
290	GOM_NL__2PRFIN20020830_140753_000000372009_00053_02612_2587.N1	30-AUG-2002 14:07:53	Bright	36.500	49	1Alp UMi	1.9900	6300.0	73	2612	No
291	GOM_NL__2PRFIN20020830_141127_000000942009_00053_02612_2588.N1	30-AUG-2002 14:11:27	Bright	93.500	73	57Gam1And	2.2600	13100.	187	2612	No
292	GOM_NL__2PRFIN20020830_141455_000000672009_00053_02612_2589.N1	30-AUG-2002 14:14:55	Bright	66.500	35	33Alp Per	1.7950	6250.0	133	2612	No
293	GOM_NL__2PRFIN20020830_141812_000001052009_00053_02612_2590.N1	30-AUG-2002 14:18:12	Bright	104.50	79	26Bet Per	2.3100	13100.	209	2612	No
294	GOM_NL__2PRFIN20020830_142109_000000822009_00053_02612_2591.N1	30-AUG-2002 14:21:09	Bright	82.000	149	45Eps Per	2.8880	30000.	164	2612	No
295	GOM_NL__2PRFIN20020830_142447_000000402009_00053_02612_2592.N1	30-AUG-2002 14:24:47	Bright	40.000	24	66Alp Gem	1.5800	10200.	80	2612	No
296	GOM_NL__2PRFIN20020830_142718_000000702009_00053_02612_2593.N1	30-AUG-2002 14:27:18	Twi_and_stray	69.500	28	12Bet Tau	1.6500	15200.	139	2612	No
297	GOM_NL__2PRFIN20020830_143022_000000522009_00053_02612_2594.N1	30-AUG-2002 14:30:22	Twi_and_stray	51.500	44	24Gam Gem	1.9280	11000.	103	2612	No
298	GOM_NL__2PRFIN20020830_143226_000000492009_00053_02612_2595.N1	30-AUG-2002 14:32:26	Twilight	48.500	8	10Alp CMi	0.40000	6500.0	97	2612	No
299	GOM_NL__2PRFIN20020830_143447_000000742009_00053_02612_2596.N1	30-AUG-2002 14:34:47	Dark	74.000	14	58Alp Ori	0.87000	3000.0	148	2612	No
300	GOM_NL__2PRFIN20020830_143654_000000672009_00053_02612_2597.N1	30-AUG-2002 14:36:54	Dark	66.500	27	24Gam Ori	1.6360	26000.	133	2612	No
301	GOM_NL__2PRFIN20020830_143849_000000672009_00053_02612_2598.N1	30-AUG-2002 14:38:49	Dark	67.000	30	46Eps Ori	1.6940	30000.	134	2612	No
302	GOM_NL__2PRFIN20020830_144111_000000492009_00053_02612_2599.N1	30-AUG-2002 14:41:11	Dark	49.000	47	2Bet CMa	1.9760	28000.	98	2612	No
303	GOM_NL__2PRFIN20020830_144246_000000442009_00053_02612_2600.N1	30-AUG-2002 14:42:46	Dark	44.000	23	21Eps CMa	1.5020	26000.	88	2612	No
304	GOM_NL__2PRFIN20020830_144425_000000392009_00053_02612_2601.N1	30-AUG-2002 14:44:25	Dark	38.500	70	Zet Pup	2.2460	39000.	77	2612	No
305	GOM_NL__2PRFIN20020830_144932_000000482009_00053_02612_2602.N1	30-AUG-2002 14:49:32	Dark	47.500	2	Alp Car	-0.73600	7000.0	95	2612	No
306	GOM_NL__2PRFIN20020830_145438_000001362009_00054_02613_2568.N1	30-AUG-2002 14:54:38	Dark	136.00	165	34Gam Eri	2.9500	3200.0	272	2613	No
307	GOM_NL__2PRFIN20020830_145851_000000582009_00054_02613_2569.N1	30-AUG-2002 14:58:51	Dark	58.000	157	The1Eri	2.9060	9300.0	116	2613	No
308	GOM_NL__2PRFIN20020830_150104_000000462009_00054_02613_2570.N1	30-AUG-2002 15:01:04	Dark	46.000	9	Alp Eri	0.45300	24000.	92	2613	No
309	GOM_NL__2PRFIN20020830_150534_000000402009_00054_02613_2571.N1	30-AUG-2002 15:05:34	Straylight	39.500	148	Alp Tuc	2.8780	4100.0	79	2613	No
310	GOM_NL__2PRFIN20020830_150701_000000572009_00054_02613_2572.N1	30-AUG-2002 15:07:01	Straylight	57.000	84	Alp Phe	2.3970	4500.0	114	2613	No
311	GOM_NL__2PRFIN20020830_150912_000000412009_00054_02613_2573.N1	30-AUG-2002 15:09:12	Straylight	40.500	31	Alp Gru	1.7340	15200.	81	2613	No
312	GOM_NL__2PRFIN20020830_151316_000000542009_00054_02613_2574.N1	30-AUG-2002 15:13:16	Straylight	53.500	18	24Alp PsA	1.1660	9700.0	107	2613	No
313	GOM_NL__2PRFIN20020830_151810_000000522009_00054_02613_2575.N1	30-AUG-2002 15:18:10	Bright	52.000	142	49Del Cap	2.8500	8900.0	104	2613	No
314	GOM_NL__2PRFIN20020830_152119_000000402009_00054_02613_2576.N1	30-AUG-2002 15:21:19	Bright	40.000	154	22Bet Aqr	2.8990	5700.0	80	2613	No
315	GOM_NL__2PRFIN20020830_152249_000000442009_00054_02613_2577.N1	30-AUG-2002 15:22:49	Bright	43.500	162	34Alp Aqr	2.9440	5350.0	87	2613	No
316	GOM_NL__2PRFIN20020830_152654_000000382009_00054_02613_2578.N1	30-AUG-2002 15:26:54	Bright	37.500	118	50Gam Aql	2.7180	4600.0	75	2613	No
317	GOM_NL__2PRFIN20020830_152855_000000522009_00054_02613_2579.N1	30-AUG-2002 15:28:55	Bright	51.500	90	54Alp Peg	2.4870	11000.	103	2613	No
318	GOM_NL__2PRFIN20020830_153240_000000382009_00054_02613_2580.N1	30-AUG-2002 15:32:40	Bright	38.000	92	53Eps Cyg	2.5000	4500.0	76	2613	No
319	GOM_NL__2PRFIN20020830_153431_000000392009_00054_02613_2581.N1	30-AUG-2002 15:34:31	Bright	39.000	66	37Gam Cyg	2.2080	5900.0	78	2613	No
320	GOM_NL__2PRFIN20020830_153551_000000412009_00054_02613_2582.N1	30-AUG-2002 15:35:51	Bright	41.000	19	50Alp Cyg	1.2460	10500.	82	2613	No
321	GOM_NL__2PRFIN20020830_153742_000000692009_00054_02613_2583.N1	30-AUG-2002 15:37:42	Bright	68.500	58	21Alp And	2.0730	11000.	137	2613	No
322	GOM_NL__2PRFIN20020830_154051_000000392009_00054_02613_2584.N1	30-AUG-2002 15:40:51	Bright	38.500	89	5Alp Cep	2.4510	8000.0	77	2613	No
323	GOM_NL__2PRFIN20020830_154351_000000472009_00054_02613_2585.N1	30-AUG-2002 15:43:51	Bright	46.500	74	11Bet Cas	2.2680	6600.0	93	2613	No
324	GOM_NL__2PRFIN20020830_154601_000000502009_00054_02613_2586.N1	30-AUG-2002 15:46:01	Bright	49.500	76	27Gam Cas	2.3000	30000.	99	2613	No
325	GOM_NL__2PRFIN20020830_154829_000000382009_00054_02613_2587.N1	30-AUG-2002 15:48:29	Bright	37.500	49	1Alp UMi	1.9900	6300.0	75	2613	No
326	GOM_NL__2PRFIN20020830_155201_000000982009_00054_02613_2588.N1	30-AUG-2002 15:52:01	Bright	97.500	73	57Gam1And	2.2600	13100.	195	2613	No
327	GOM_NL__2PRFIN20020830_155529_000000692009_00054_02613_2589.N1	30-AUG-2002 15:55:29	Bright	69.000	35	33Alp Per	1.7950	6250.0	138	2613	No
328	GOM_NL__2PRFIN20020830_155847_000001022009_00054_02613_2590.N1	30-AUG-2002 15:58:47	Bright	101.50	79	26Bet Per	2.3100	13100.	203	2613	No
329	GOM_NL__2PRFIN20020830_160144_000000812009_00054_02613_2591.N1	30-AUG-2002 16:01:44	Bright	81.000	149	45Eps Per	2.8880	30000.	162	2613	No
330	GOM_NL__2PRFIN20020830_160523_000000452009_00054_02613_2592.N1	30-AUG-2002 16:05:23	Bright	45.000	24	66Alp Gem	1.5800	10200.	90	2613	No
331	GOM_NL__2PRFIN20020830_160754_000000732009_00054_02613_2593.N1	30-AUG-2002 16:07:54	Twi_and_stray	73.000	28	12Bet Tau	1.6500	15200.	146	2613	No
332	GOM_NL__2PRFIN20020830_161058_000000542009_00054_02613_2594.N1	30-AUG-2002 16:10:58	Twi_and_stray	54.000	44	24Gam Gem	1.9280	11000.	108	2613	No
333	GOM_NL__2PRFIN20020830_161302_000000532009_00054_02613_2595.N1	30-AUG-2002 16:13:02	Twilight	53.000	8	10Alp CMi	0.40000	6500.0	106	2613	No
334	GOM_NL__2PRFIN20020830_161522_000000702009_00054_02613_2596.N1	30-AUG-2002 16:15:22	Dark	69.500	14	58Alp Ori	0.87000	3000.0	139	2613	No
335	GOM_NL__2PRFIN20020830_161731_000000742009_00054_02613_2597.N1	30-AUG-2002 16:17:31	Dark	74.000	27	24Gam Ori	1.6360	26000.	148	2613	No
336	GOM_NL__2PRFIN20020830_161926_000000642009_00054_02613_2598.N1	30-AUG-2002 16:19:26	Dark	63.500	30	46Eps Ori	1.6940	30000.	127	2613	No
337	GOM_NL__2PRFIN20020830_162147_000000502009_00054_02613_2599.N1	30-AUG-2002 16:21:47	Dark	50.000	47	2Bet CMa	1.9760	28000.	100	2613	No

338	GOM_NL__2PRFIN20020830_162323_000000452009_00054_02613_2600.N1	30-AUG-2002 16:23:23	Dark	44.500	23	21Eps CMa	1.5020	26000.	89	2613	No
339	GOM_NL__2PRFIN20020830_162501_000000432009_00054_02613_2601.N1	30-AUG-2002 16:25:01	Dark	43.000	70	Zet Pup	2.2460	39000.	86	2613	No
340	GOM_NL__2PRFIN20020830_163008_000000522009_00054_02613_2602.N1	30-AUG-2002 16:30:08	Dark	52.000	2	Alp Car	-0.73600	7000.0	104	2613	No
341	GOM_NL__2PRFIN20020830_163518_000001552009_00055_02614_2568.N1	30-AUG-2002 16:35:18	Dark	155.00	165	34Gam Eri	2.9500	3200.0	310	2614	No
342	GOM_NL__2PRFIN20020830_163927_000000622009_00055_02614_2569.N1	30-AUG-2002 16:39:27	Dark	62.000	157	The1Eri	2.9060	9300.0	124	2614	No
343	GOM_NL__2PRFIN20020830_164140_000000452009_00055_02614_2570.N1	30-AUG-2002 16:41:40	Dark	45.000	9	Alp Eri	0.45300	24000.	90	2614	No
344	GOM_NL__2PRFIN20020830_164610_000000412009_00055_02614_2571.N1	30-AUG-2002 16:46:10	Straylight	40.500	148	Alp Tuc	2.8780	4100.0	81	2614	No
345	GOM_NL__2PRFIN20020830_164738_000000582009_00055_02614_2572.N1	30-AUG-2002 16:47:38	Straylight	57.500	84	Alp Phe	2.3970	4500.0	115	2614	No
346	GOM_NL__2PRFIN20020830_164949_000000382009_00055_02614_2573.N1	30-AUG-2002 16:49:49	Straylight	38.000	31	Alp Gru	1.7340	15200.	76	2614	No
347	GOM_NL__2PRFIN20020830_165352_000000512009_00055_02614_2574.N1	30-AUG-2002 16:53:52	Straylight	50.500	18	24Alp PsA	1.1660	9700.0	101	2614	No
348	GOM_NL__2PRFIN20020830_165845_000000442009_00055_02614_2575.N1	30-AUG-2002 16:58:45	Bright	44.000	142	49Del Cap	2.8500	8900.0	88	2614	No
349	GOM_NL__2PRFIN20020830_170154_000000412009_00055_02614_2576.N1	30-AUG-2002 17:01:54	Bright	41.000	154	22Bet Aqr	2.8990	5700.0	82	2614	No
350	GOM_NL__2PRFIN20020830_170324_000000442009_00055_02614_2577.N1	30-AUG-2002 17:03:24	Bright	43.500	162	34Alp Aqr	2.9440	5350.0	87	2614	No
351	GOM_NL__2PRFIN20020830_170730_000000412009_00055_02614_2578.N1	30-AUG-2002 17:07:30	Bright	41.000	118	50Gam Aql	2.7180	4600.0	82	2614	No
352	GOM_NL__2PRFIN20020830_170931_000000512009_00055_02614_2579.N1	30-AUG-2002 17:09:31	Bright	51.000	90	54Alp Peg	2.4870	11000.	102	2614	No
353	GOM_NL__2PRFIN20020830_171316_000000382009_00055_02614_2580.N1	30-AUG-2002 17:13:16	Bright	37.500	92	53Eps Cyg	2.5000	4500.0	75	2614	No
354	GOM_NL__2PRFIN20020830_171506_000000362009_00055_02614_2581.N1	30-AUG-2002 17:15:06	Bright	36.000	66	37Gam Cyg	2.2080	5900.0	72	2614	No
355	GOM_NL__2PRFIN20020830_171626_000000402009_00055_02614_2582.N1	30-AUG-2002 17:16:26	Bright	39.500	19	50Alp Cyg	1.2460	10500.	79	2614	No
356	GOM_NL__2PRFIN20020830_171816_000000692009_00055_02614_2583.N1	30-AUG-2002 17:18:16	Bright	69.000	58	21Alp And	2.0730	11000.	138	2614	No
357	GOM_NL__2PRFIN20020830_172126_000000402009_00055_02614_2584.N1	30-AUG-2002 17:21:26	Bright	40.000	89	5Alp Cep	2.4510	8000.0	80	2614	No
358	GOM_NL__2PRFIN20020830_172426_000000472009_00055_02614_2585.N1	30-AUG-2002 17:24:26	Bright	47.000	74	11Bet Cas	2.2680	6600.0	94	2614	No
359	GOM_NL__2PRFIN20020830_172636_000000492009_00055_02614_2586.N1	30-AUG-2002 17:26:36	Bright	48.500	76	27Gam Cas	2.3000	30000.	97	2614	No
360	GOM_NL__2PRFIN20020830_172903_000000392009_00055_02614_2587.N1	30-AUG-2002 17:29:03	Bright	38.500	49	1Alp UMi	1.9900	6300.0	77	2614	No
361	GOM_NL__2PRFIN20020830_173236_000000942009_00055_02614_2588.N1	30-AUG-2002 17:32:36	Bright	94.000	73	57Gam1And	2.2600	13100.	188	2614	No
362	GOM_NL__2PRFIN20020830_173605_000000662009_00055_02614_2589.N1	30-AUG-2002 17:36:05	Bright	66.000	35	33Alp Per	1.7950	6250.0	132	2614	No
363	GOM_NL__2PRFIN20020830_173922_000001022009_00055_02614_2590.N1	30-AUG-2002 17:39:22	Bright	102.00	79	26Bet Per	2.3100	13100.	204	2614	No
364	GOM_NL__2PRFIN20020830_174220_000000802009_00055_02614_2591.N1	30-AUG-2002 17:42:20	Bright	80.000	149	45Eps Per	2.8880	30000.	160	2614	No
365	GOM_NL__2PRFIN20020830_174559_000000412009_00055_02614_2592.N1	30-AUG-2002 17:45:59	Bright	40.500	24	66Alp Gem	1.5800	10200.	81	2614	No
366	GOM_NL__2PRFIN20020830_174831_000000682009_00055_02614_2593.N1	30-AUG-2002 17:48:31	Tw_i_and_stray	67.500	28	12Bet Tau	1.6500	15200.	135	2614	No
367	GOM_NL__2PRFIN20020830_175133_000000522009_00055_02614_2594.N1	30-AUG-2002 17:51:33	Tw_i_and_stray	51.500	44	24Gam Gem	1.9280	11000.	103	2614	No
368	GOM_NL__2PRFIN20020830_175337_000000502009_00055_02614_2595.N1	30-AUG-2002 17:53:37	Twilight	50.000	8	10Alp CMi	0.40000	6500.0	100	2614	No
369	GOM_NL__2PRFIN20020830_175600_000000732009_00055_02614_2596.N1	30-AUG-2002 17:56:00	Dark	73.000	14	58Alp Ori	0.87000	3000.0	146	2614	No
370	GOM_NL__2PRFIN20020830_175809_000000702009_00055_02614_2597.N1	30-AUG-2002 17:58:09	Dark	70.000	27	24Gam Ori	1.6360	26000.	140	2614	No
371	GOM_NL__2PRFIN20020830_180003_000000612009_00055_02614_2598.N1	30-AUG-2002 18:00:03	Dark	61.000	30	46Eps Ori	1.6940	30000.	122	2614	No
372	GOM_NL__2PRFIN20020830_180223_000000472009_00055_02614_2599.N1	30-AUG-2002 18:02:23	Dark	46.500	47	2Bet CMa	1.9760	28000.	93	2614	No
373	GOM_NL__2PRFIN20020830_180359_000000452009_00055_02614_2600.N1	30-AUG-2002 18:03:59	Dark	45.000	23	21Eps CMa	1.5020	26000.	90	2614	No
374	GOM_NL__2PRFIN20020830_180537_000000392009_00055_02614_2601.N1	30-AUG-2002 18:05:37	Dark	39.000	70	Zet Pup	2.2460	39000.	78	2614	No
375	GOM_NL__2PRFIN20020830_181045_000000472009_00055_02614_2602.N1	30-AUG-2002 18:10:45	Dark	46.500	2	Alp Car	-0.73600	7000.0	93	2614	No
376	GOM_NL__2PRFIN20020830_181557_000001482009_00056_02615_2568.N1	30-AUG-2002 18:15:57	Dark	148.00	165	34Gam Eri	2.9500	3200.0	296	2615	No
377	GOM_NL__2PRFIN20020830_182004_000000592009_00056_02615_2569.N1	30-AUG-2002 18:20:04	Dark	59.000	157	The1Eri	2.9060	9300.0	118	2615	No
378	GOM_NL__2PRFIN20020830_182217_000000512009_00056_02615_2570.N1	30-AUG-2002 18:22:17	Dark	51.000	9	Alp Eri	0.45300	24000.	102	2615	No
379	GOM_NL__2PRFIN20020830_182646_000000462009_00056_02615_2571.N1	30-AUG-2002 18:26:46	Straylight	45.500	148	Alp Tuc	2.8780	4100.0	91	2615	No
380	GOM_NL__2PRFIN20020830_182815_000000602009_00056_02615_2572.N1	30-AUG-2002 18:28:15	Straylight	59.500	84	Alp Phe	2.3970	4500.0	119	2615	No
381	GOM_NL__2PRFIN20020830_183025_000000412009_00056_02615_2573.N1	30-AUG-2002 18:30:25	Straylight	40.500	31	Alp Gru	1.7340	15200.	81	2615	No
382	GOM_NL__2PRFIN20020830_183429_000000512009_00056_02615_2574.N1	30-AUG-2002 18:34:29	Straylight	51.000	18	24Alp PsA	1.1660	9700.0	102	2615	No
383	GOM_NL__2PRFIN20020830_183922_000000422009_00056_02615_2575.N1	30-AUG-2002 18:39:22	Bright	42.000	142	49Del Cap	2.8500	8900.0	84	2615	No
384	GOM_NL__2PRFIN20020830_184230_000000402009_00056_02615_2576.N1	30-AUG-2002 18:42:30	Bright	39.500	154	22Bet Aqr	2.8990	5700.0	79	2615	No
385	GOM_NL__2PRFIN20020830_184401_000000442009_00056_02615_2577.N1	30-AUG-2002 18:44:01	Bright	43.500	162	34Alp Aqr	2.9440	5350.0	87	2615	No
386	GOM_NL__2PRFIN20020830_184806_000000372009_00056_02615_2578.N1	30-AUG-2002 18:48:06	Bright	36.500	118	50Gam Aql	2.7180	4600.0	73	2615	No
387	GOM_NL__2PRFIN20020830_185006_000000512009_00056_02615_2579.N1	30-AUG-2002 18:50:06	Bright	51.000	90	54Alp Peg	2.4870	11000.	102	2615	No
388	GOM_NL__2PRFIN20020830_185352_000000382009_00056_02615_2580.N1	30-AUG-2002 18:53:52	Bright	38.000	92	53Eps Cyg	2.5000	4500.0	76	2615	No
389	GOM_NL__2PRFIN20020830_185543_000000392009_00056_02615_2581.N1	30-AUG-2002 18:55:43	Bright	39.000	66	37Gam Cyg	2.2080	5900.0	78	2615	No
390	GOM_NL__2PRFIN20020830_185703_000000392009_00056_02615_2582.N1	30-AUG-2002 18:57:03	Bright	39.000	19	50Alp Cyg	1.2460	10500.	78	2615	No
391	GOM_NL__2PRFIN20020830_185850_000000722009_00056_02615_2583.N1	30-AUG-2002 18:58:50	Bright	72.000	58	21Alp And	2.0730	11000.	144	2615	No
392	GOM_NL__2PRFIN20020830_190203_000000392009_00056_02615_2584.N1	30-AUG-2002 19:02:03	Bright	39.000	89	5Alp Cep	2.4510	8000.0	78	2615	No
393	GOM_NL__2PRFIN20020830_190501_000000472009_00056_02615_2585.N1	30-AUG-2002 19:05:01	Bright	46.500	74	11Bet Cas	2.2680	6600.0	93	2615	No
394	GOM_NL__2PRFIN20020830_190711_000000502009_00056_02615_2586.N1	30-AUG-2002 19:07:11	Bright	50.000	76	27Gam Cas	2.3000	30000.	100	2615	No
395	GOM_NL__2PRFIN20020830_190939_000000382009_00056_02615_2587.N1	30-AUG-2002 19:09:39	Bright	38.000	49	1Alp UMi	1.9900	6300.0	76	2615	No
396	GOM_NL__2PRFIN20020830_191310_000000952009_00056_02615_2588.N1	30-AUG-2002 19:13:10	Bright	95.000	73	57Gam1And	2.2600	13100.	190	2615	No

397	GOM_NL__2PRFIN20020830_191640_000000662009_00056_02615_2589.N1	30-AUG-2002 19:16:40	Bright	65.500	35	33Alp Per	1.7950	6250.0	131	2615	No
398	GOM_NL__2PRFIN20020830_191956_000000942009_00056_02615_2590.N1	30-AUG-2002 19:19:56	Bright	94.000	79	26Bet Per	2.3100	13100.	188	2615	No
399	GOM_NL__2PRFIN20020830_192255_000000812009_00056_02615_2591.N1	30-AUG-2002 19:22:55	Bright	80.500	149	45Eps Per	2.8880	30000.	161	2615	No
400	GOM_NL__2PRFIN20020830_192635_000000532009_00056_02615_2592.N1	30-AUG-2002 19:26:35	Bright	53.000	24	66Alp Gem	1.5800	10200.	106	2615	No
401	GOM_NL__2PRFIN20020830_192907_000000662009_00056_02615_2593.N1	30-AUG-2002 19:29:07	Tw_i_and_stray	66.000	28	12Bet Tau	1.6500	15200.	132	2615	No
402	GOM_NL__2PRFIN20020830_193210_000000532009_00056_02615_2594.N1	30-AUG-2002 19:32:10	Tw_i_and_stray	52.500	44	24Gam Gem	1.9280	11000.	105	2615	No
403	GOM_NL__2PRFIN20020830_193414_000000532009_00056_02615_2595.N1	30-AUG-2002 19:34:14	Twilight	52.500	8	10Alp CMI	0.40000	6500.0	105	2615	No
404	GOM_NL__2PRFIN20020830_193635_000000752009_00056_02615_2596.N1	30-AUG-2002 19:36:35	Dark	75.000	14	58Alp Ori	0.87000	3000.0	150	2615	No
405	GOM_NL__2PRFIN20020830_193845_000000732009_00056_02615_2597.N1	30-AUG-2002 19:38:45	Dark	72.500	27	24Gam Ori	1.6360	26000.	145	2615	No
406	GOM_NL__2PRFIN20020830_194038_000000652009_00056_02615_2598.N1	30-AUG-2002 19:40:38	Dark	65.000	30	46Eps Ori	1.6940	30000.	130	2615	No
407	GOM_NL__2PRFIN20020830_194300_000000472009_00056_02615_2599.N1	30-AUG-2002 19:43:00	Dark	47.000	47	2Bet CMa	1.9760	28000.	94	2615	No
408	GOM_NL__2PRFIN20020830_194435_000000422009_00056_02615_2600.N1	30-AUG-2002 19:44:35	Dark	42.000	23	21Eps CMa	1.5020	26000.	84	2615	No
409	GOM_NL__2PRFIN20020830_194613_000000392009_00056_02615_2601.N1	30-AUG-2002 19:46:13	Dark	38.500	70	Zet Pup	2.2460	39000.	77	2615	No
410	GOM_NL__2PRFIN20020830_195121_000000452009_00056_02615_2602.N1	30-AUG-2002 19:51:21	Dark	44.500	2	Alp Car	-0.73600	7000.0	89	2615	No
411	GOM_NL__2PRFIN20020830_195637_000001392009_00057_02616_2568.N1	30-AUG-2002 19:56:37	Dark	139.00	165	34Gam Eri	2.9500	3200.0	278	2616	No
412	GOM_NL__2PRFIN20020830_200041_000000602009_00057_02616_2569.N1	30-AUG-2002 20:00:41	Dark	60.000	157	The1Eri	2.9060	9300.0	120	2616	No
413	GOM_NL__2PRFIN20020830_200254_000000452009_00057_02616_2570.N1	30-AUG-2002 20:02:54	Dark	45.000	9	Alp Eri	0.45300	24000.	90	2616	No
414	GOM_NL__2PRFIN20020830_200723_000000402009_00057_02616_2571.N1	30-AUG-2002 20:07:23	Straylight	39.500	148	Alp Tuc	2.8780	4100.0	79	2616	No
415	GOM_NL__2PRFIN20020830_200851_000000502009_00057_02616_2572.N1	30-AUG-2002 20:08:51	Straylight	50.000	84	Alp Phe	2.3970	4500.0	100	2616	No
416	GOM_NL__2PRFIN20020830_201101_000000442009_00057_02616_2573.N1	30-AUG-2002 20:11:01	Straylight	43.500	31	Alp Gru	1.7340	15200.	87	2616	No
417	GOM_NL__2PRFIN20020830_201505_000000502009_00057_02616_2574.N1	30-AUG-2002 20:15:05	Straylight	49.500	18	24Alp PsA	1.1660	9700.0	99	2616	No
418	GOM_NL__2PRFIN20020830_201958_000000532009_00057_02616_2575.N1	30-AUG-2002 20:19:58	Bright	53.000	142	49Del Cap	2.8500	8900.0	106	2616	No
419	GOM_NL__2PRFIN20020830_202307_000000402009_00057_02616_2576.N1	30-AUG-2002 20:23:07	Bright	40.000	154	22Bet Aqr	2.8990	5700.0	80	2616	No
420	GOM_NL__2PRFIN20020830_202437_000000432009_00057_02616_2577.N1	30-AUG-2002 20:24:37	Bright	43.000	162	34Alp Aqr	2.9440	5350.0	86	2616	No
421	GOM_NL__2PRFIN20020830_202843_000000402009_00057_02616_2578.N1	30-AUG-2002 20:28:43	Bright	39.500	118	50Gam Aql	2.7180	4600.0	79	2616	No
422	GOM_NL__2PRFIN20020830_203039_000000552009_00057_02616_2579.N1	30-AUG-2002 20:30:39	Bright	54.500	90	54Alp Peg	2.4870	11000.	109	2616	No
423	GOM_NL__2PRFIN20020830_203428_000000382009_00057_02616_2580.N1	30-AUG-2002 20:34:28	Bright	37.500	92	53Eps Cyg	2.5000	4500.0	75	2616	No
424	GOM_NL__2PRFIN20020830_203619_000000372009_00057_02616_2581.N1	30-AUG-2002 20:36:19	Bright	37.000	66	37Gam Cyg	2.2080	5900.0	74	2616	No
425	GOM_NL__2PRFIN20020830_203739_000000362009_00057_02616_2582.N1	30-AUG-2002 20:37:39	Bright	35.500	19	50Alp Cyg	1.2460	10500.	71	2616	No
426	GOM_NL__2PRFIN20020830_203925_000000722009_00057_02616_2583.N1	30-AUG-2002 20:39:25	Bright	71.500	58	21Alp And	2.0730	11000.	143	2616	No
427	GOM_NL__2PRFIN20020830_204239_000000392009_00057_02616_2584.N1	30-AUG-2002 20:42:39	Bright	39.000	89	5Alp Cep	2.4510	8000.0	78	2616	No
428	GOM_NL__2PRFIN20020830_204535_000000502009_00057_02616_2585.N1	30-AUG-2002 20:45:35	Bright	49.500	74	11Bet Cas	2.2680	6600.0	99	2616	No
429	GOM_NL__2PRFIN20020830_204744_000000522009_00057_02616_2586.N1	30-AUG-2002 20:47:44	Bright	51.500	76	27Gam Cas	2.3000	30000.	103	2616	No
430	GOM_NL__2PRFIN20020830_205016_000000392009_00057_02616_2587.N1	30-AUG-2002 20:50:16	Bright	38.500	49	1Alp UMi	1.9900	6300.0	77	2616	No
431	GOM_NL__2PRFIN20020830_205344_000000962009_00057_02616_2588.N1	30-AUG-2002 20:53:44	Bright	96.000	73	57Gam1And	2.2600	13100.	192	2616	No
432	GOM_NL__2PRFIN20020830_205714_000000692009_00057_02616_2589.N1	30-AUG-2002 20:57:14	Bright	68.500	35	33Alp Per	1.7950	6250.0	137	2616	No
433	GOM_NL__2PRFIN20020830_210031_000000912009_00057_02616_2590.N1	30-AUG-2002 21:00:31	Bright	90.500	79	26Bet Per	2.3100	13100.	181	2616	No
434	GOM_NL__2PRFIN20020830_210331_000000792009_00057_02616_2591.N1	30-AUG-2002 21:03:31	Bright	79.000	149	45Eps Per	2.8880	30000.	158	2616	No
435	GOM_NL__2PRFIN20020830_210711_000000392009_00057_02616_2592.N1	30-AUG-2002 21:07:11	Bright	38.500	24	66Alp Gem	1.5800	10200.	77	2616	No
436	GOM_NL__2PRFIN20020830_210943_000000632009_00057_02616_2593.N1	30-AUG-2002 21:09:43	Tw_i_and_stray	63.000	28	12Bet Tau	1.6500	15200.	126	2616	No
437	GOM_NL__2PRFIN20020830_211245_000000522009_00057_02616_2594.N1	30-AUG-2002 21:12:45	Tw_i_and_stray	51.500	44	24Gam Gem	1.9280	11000.	103	2616	No
438	GOM_NL__2PRFIN20020830_211450_000000532009_00057_02616_2595.N1	30-AUG-2002 21:14:50	Twilight	53.000	8	10Alp CMI	0.40000	6500.0	106	2616	No
439	GOM_NL__2PRFIN20020830_211712_000000692009_00057_02616_2596.N1	30-AUG-2002 21:17:12	Dark	68.500	14	58Alp Ori	0.87000	3000.0	137	2616	No
440	GOM_NL__2PRFIN20020830_211923_000000722009_00057_02616_2597.N1	30-AUG-2002 21:19:23	Dark	71.500	27	24Gam Ori	1.6360	26000.	143	2616	No
441	GOM_NL__2PRFIN20020830_212115_000000662009_00057_02616_2598.N1	30-AUG-2002 21:21:15	Dark	66.000	30	46Eps Ori	1.6940	30000.	132	2616	No
442	GOM_NL__2PRFIN20020830_212337_000000482009_00057_02616_2599.N1	30-AUG-2002 21:23:37	Dark	48.000	47	2Bet CMa	1.9760	28000.	96	2616	No
443	GOM_NL__2PRFIN20020830_212512_000000412009_00057_02616_2600.N1	30-AUG-2002 21:25:12	Dark	40.500	23	21Eps CMa	1.5020	26000.	81	2616	No
444	GOM_NL__2PRFIN20020830_212650_000000402009_00057_02616_2601.N1	30-AUG-2002 21:26:50	Dark	40.000	70	Zet Pup	2.2460	39000.	80	2616	No
445	GOM_NL__2PRFIN20020830_213158_000000462009_00057_02616_2602.N1	30-AUG-2002 21:31:58	Dark	45.500	2	Alp Car	-0.73600	7000.0	91	2616	No
446	GOM_NL__2PRFIN20020830_213717_000001452009_00058_02617_2568.N1	30-AUG-2002 21:37:17	Dark	145.00	165	34Gam Eri	2.9500	3200.0	290	2617	No
447	GOM_NL__2PRFIN20020830_214120_000000592009_00058_02617_2569.N1	30-AUG-2002 21:41:20	Dark	58.500	157	The1Eri	2.9060	9300.0	117	2617	No
448	GOM_NL__2PRFIN20020830_214329_000000452009_00058_02617_2570.N1	30-AUG-2002 21:43:29	Dark	44.500	9	Alp Eri	0.45300	24000.	89	2617	No
449	GOM_NL__2PRFIN20020830_214759_000000402009_00058_02617_2571.N1	30-AUG-2002 21:47:59	Straylight	39.500	148	Alp Tuc	2.8780	4100.0	79	2617	No
450	GOM_NL__2PRFIN20020830_214927_000000552009_00058_02617_2572.N1	30-AUG-2002 21:49:27	Straylight	55.000	84	Alp Phe	2.3970	4500.0	110	2617	No
451	GOM_NL__2PRFIN20020830_215137_000000452009_00058_02617_2573.N1	30-AUG-2002 21:51:37	Straylight	45.000	31	Alp Gru	1.7340	15200.	90	2617	No
452	GOM_NL__2PRFIN20020830_215541_000000542009_00058_02617_2574.N1	30-AUG-2002 21:55:41	Straylight	54.000	18	24Alp PsA	1.1660	9700.0	108	2617	No
453	GOM_NL__2PRFIN20020830_220033_000000462009_00058_02617_2575.N1	30-AUG-2002 22:00:33	Bright	46.000	142	49Del Cap	2.8500	8900.0	92	2617	No
454	GOM_NL__2PRFIN20020830_220343_000000402009_00058_02617_2576.N1	30-AUG-2002 22:03:43	Bright	39.500	154	22Bet Aqr	2.8990	5700.0	79	2617	No
455	GOM_NL__2PRFIN20020830_220513_000000422009_00058_02617_2577.N1	30-AUG-2002 22:05:13	Bright	42.000	162	34Alp Aqr	2.9440	5350.0	84	2617	No

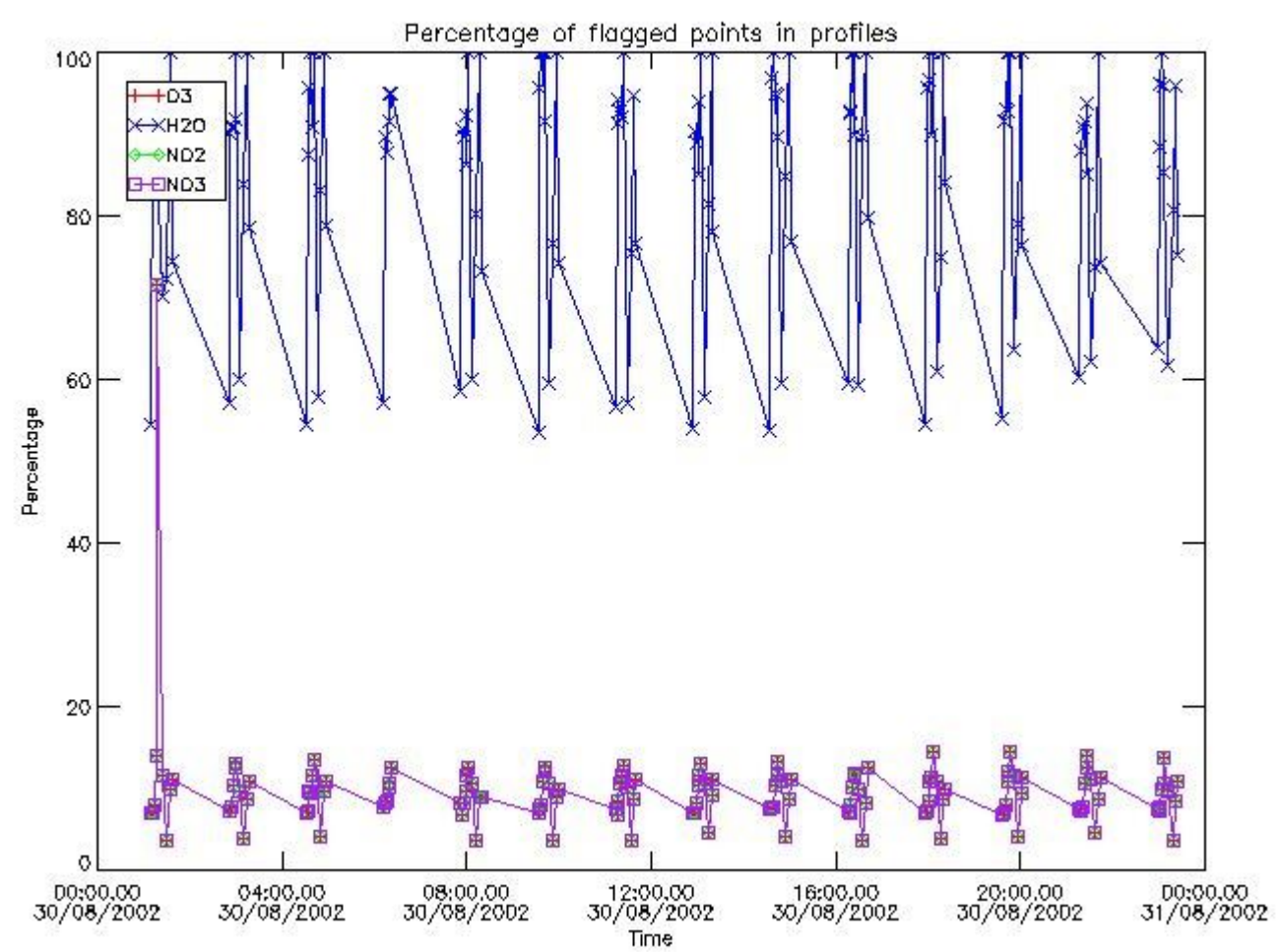


456	GOM_NL__2PRFIN20020830_220919_000000402009_00058_02617_2578.N1	30-AUG-2002 22:09:19	Bright	40.000	118	50Gam Aql	2.7180	4600.0	80	2617	No
457	GOM_NL__2PRFIN20020830_221116_000000512009_00058_02617_2579.N1	30-AUG-2002 22:11:16	Bright	51.000	90	54Alp Peg	2.4870	11000.	102	2617	No
458	GOM_NL__2PRFIN20020830_221504_000000392009_00058_02617_2580.N1	30-AUG-2002 22:15:04	Bright	39.000	92	53Eps Cyg	2.5000	4500.0	78	2617	No
459	GOM_NL__2PRFIN20020830_221654_000000392009_00058_02617_2581.N1	30-AUG-2002 22:16:54	Bright	39.000	66	37Gam Cyg	2.2080	5900.0	78	2617	No
460	GOM_NL__2PRFIN20020830_221815_000000372009_00058_02617_2582.N1	30-AUG-2002 22:18:15	Bright	37.000	19	50Alp Cyg	1.2460	10500.	74	2617	No
461	GOM_NL__2PRFIN20020830_221959_000000702009_00058_02617_2583.N1	30-AUG-2002 22:19:59	Bright	70.000	58	21Alp And	2.0730	11000.	140	2617	No
462	GOM_NL__2PRFIN20020830_222315_000000402009_00058_02617_2584.N1	30-AUG-2002 22:23:15	Bright	39.500	89	5Alp Cep	2.4510	8000.0	79	2617	No
463	GOM_NL__2PRFIN20020830_222612_000000472009_00058_02617_2585.N1	30-AUG-2002 22:26:12	Bright	47.000	74	11Bet Cas	2.2680	6600.0	94	2617	No
464	GOM_NL__2PRFIN20020830_222819_000000502009_00058_02617_2586.N1	30-AUG-2002 22:28:19	Bright	50.000	76	27Gam Cas	2.3000	30000.	100	2617	No
465	GOM_NL__2PRFIN20020830_223052_000000392009_00058_02617_2587.N1	30-AUG-2002 22:30:52	Bright	39.000	49	1Alp UMi	1.9900	6300.0	78	2617	No
466	GOM_NL__2PRFIN20020830_223418_000000972009_00058_02617_2588.N1	30-AUG-2002 22:34:18	Bright	97.000	73	57Gam1And	2.2600	13100.	194	2617	No
467	GOM_NL__2PRFIN20020830_223749_000000662009_00058_02617_2589.N1	30-AUG-2002 22:37:49	Bright	65.500	35	33Alp Per	1.7950	6250.0	131	2617	No
468	GOM_NL__2PRFIN20020830_224106_000000992009_00058_02617_2590.N1	30-AUG-2002 22:41:06	Bright	98.500	79	26Bet Per	2.3100	13100.	197	2617	No
469	GOM_NL__2PRFIN20020830_224406_000000812009_00058_02617_2591.N1	30-AUG-2002 22:44:06	Bright	80.500	149	45Eps Per	2.8880	30000.	161	2617	No
470	GOM_NL__2PRFIN20020830_224747_000000402009_00058_02617_2592.N1	30-AUG-2002 22:47:47	Bright	40.000	24	66Alp Gem	1.5800	10200.	80	2617	No
471	GOM_NL__2PRFIN20020830_225020_000000682009_00058_02617_2593.N1	30-AUG-2002 22:50:20	Twilight	67.500	28	12Bet Tau	1.6500	15200.	135	2617	No
472	GOM_NL__2PRFIN20020830_225322_000000542009_00058_02617_2594.N1	30-AUG-2002 22:53:22	Twilight	53.500	44	24Gam Gem	1.9280	11000.	107	2617	No
473	GOM_NL__2PRFIN20020830_225526_000000532009_00058_02617_2595.N1	30-AUG-2002 22:55:26	Twilight	52.500	8	10Alp CMi	0.40000	6500.0	105	2617	No
474	GOM_NL__2PRFIN20020830_225749_000000682009_00058_02617_2596.N1	30-AUG-2002 22:57:49	Dark	68.000	14	58Alp Ori	0.87000	3000.0	136	2617	No
475	GOM_NL__2PRFIN20020830_225959_000000702009_00058_02617_2597.N1	30-AUG-2002 22:59:59	Dark	69.500	27	24Gam Ori	1.6360	26000.	139	2617	No
476	GOM_NL__2PRFIN20020830_230154_000000662009_00058_02617_2598.N1	30-AUG-2002 23:01:54	Dark	66.000	30	46Eps Ori	1.6940	30000.	132	2617	No
477	GOM_NL__2PRFIN20020830_230413_000000512009_00058_02617_2599.N1	30-AUG-2002 23:04:13	Dark	51.000	47	2Bet CMa	1.9760	28000.	102	2617	No
478	GOM_NL__2PRFIN20020830_230548_000000482009_00058_02617_2600.N1	30-AUG-2002 23:05:48	Dark	48.000	23	21Eps CMa	1.5020	26000.	96	2617	No
479	GOM_NL__2PRFIN20020830_230726_000000412009_00058_02617_2601.N1	30-AUG-2002 23:07:26	Dark	41.000	70	Zet Pup	2.2460	39000.	82	2617	No
480	GOM_NL__2PRFIN20020830_231233_000000532009_00058_02617_2602.N1	30-AUG-2002 23:12:33	Dark	52.500	2	Alp Car	-0.73600	7000.0	105	2617	No
481	GOM_NL__2PRFIN20020830_231756_000001452009_00059_02618_2588.N1	30-AUG-2002 23:17:56	Dark	145.00	165	34Gam Eri	2.9500	3200.0	290	2618	No
482	GOM_NL__2PRFIN20020830_232155_000000602009_00059_02618_2589.N1	30-AUG-2002 23:21:55	Dark	60.000	157	The1Eri	2.9060	9300.0	120	2618	No
483	GOM_NL__2PRFIN20020830_232405_000000472009_00059_02618_2590.N1	30-AUG-2002 23:24:05	Dark	47.000	9	Alp Eri	0.45300	24000.	94	2618	No
484	GOM_NL__2PRFIN20020830_232835_000000472009_00059_02618_2591.N1	30-AUG-2002 23:28:35	Straylight	47.000	148	Alp Tuc	2.8780	4100.0	94	2618	No
485	GOM_NL__2PRFIN20020830_233004_000000502009_00059_02618_2592.N1	30-AUG-2002 23:30:04	Straylight	50.000	84	Alp Phe	2.3970	4500.0	100	2618	No
486	GOM_NL__2PRFIN20020830_233213_000000412009_00059_02618_2593.N1	30-AUG-2002 23:32:13	Straylight	40.500	31	Alp Gru	1.7340	15200.	81	2618	No
487	GOM_NL__2PRFIN20020830_233615_000000522009_00059_02618_2594.N1	30-AUG-2002 23:36:15	Straylight	51.500	18	24Alp PsA	1.1660	9700.0	103	2618	No
488	GOM_NL__2PRFIN20020830_234109_000000442009_00059_02618_2595.N1	30-AUG-2002 23:41:09	Bright	44.000	142	49Del Cap	2.8500	8900.0	88	2618	No
489	GOM_NL__2PRFIN20020830_234419_000000402009_00059_02618_2596.N1	30-AUG-2002 23:44:19	Bright	39.500	154	22Bet Aqr	2.8990	5700.0	79	2618	No
490	GOM_NL__2PRFIN20020830_234549_000000432009_00059_02618_2597.N1	30-AUG-2002 23:45:49	Bright	43.000	162	34Alp Aqr	2.9440	5350.0	86	2618	No
491	GOM_NL__2PRFIN20020830_234955_000000382009_00059_02618_2598.N1	30-AUG-2002 23:49:55	Bright	38.000	118	50Gam Aql	2.7180	4600.0	76	2618	No
492	GOM_NL__2PRFIN20020830_235152_000000512009_00059_02618_2599.N1	30-AUG-2002 23:51:52	Bright	50.500	90	54Alp Peg	2.4870	11000.	101	2618	No
493	GOM_NL__2PRFIN20020830_235540_000000362009_00059_02618_2600.N1	30-AUG-2002 23:55:40	Bright	36.000	92	53Eps Cyg	2.5000	4500.0	72	2618	No
494	GOM_NL__2PRFIN20020830_235730_000000392009_00059_02618_2601.N1	30-AUG-2002 23:57:30	Bright	39.000	66	37Gam Cyg	2.2080	5900.0	78	2618	No
495	GOM_NL__2PRFIN20020830_235851_000000362009_00059_02618_2602.N1	30-AUG-2002 23:58:51	Bright	36.000	19	50Alp Cyg	1.2460	10500.	72	2618	No

### 3. Quality information per product

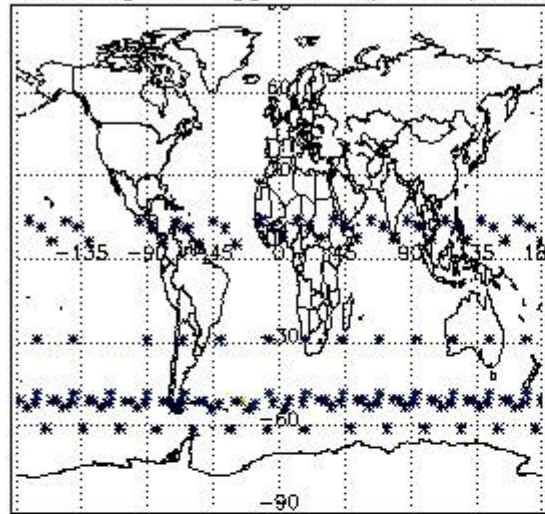
In this section it is plotted some information contained in the Quality Summary data set of the level 2 products. Only products in dark limb conditions and without errors (error flag in the MPH set to "0") are used.

#### 3.1 Plot quality information per product (time dependant)

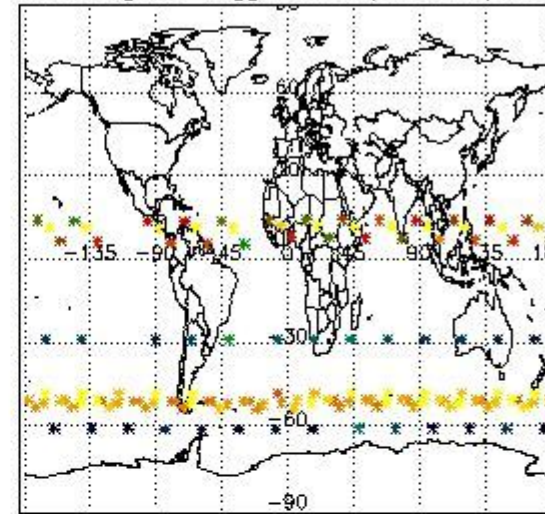


3.2 Plot quality information per product (world map)


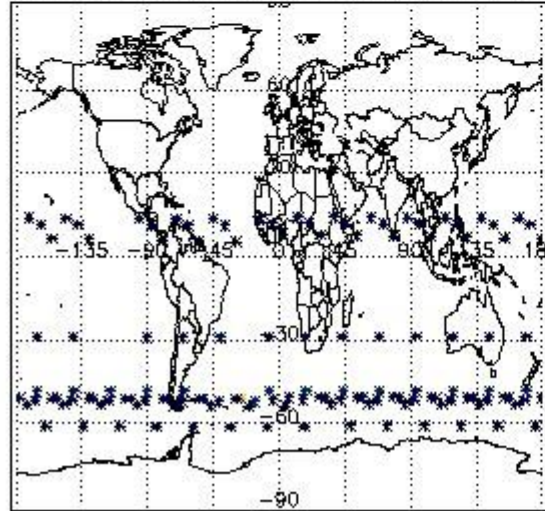
Percentage of flagged data per O3 profile



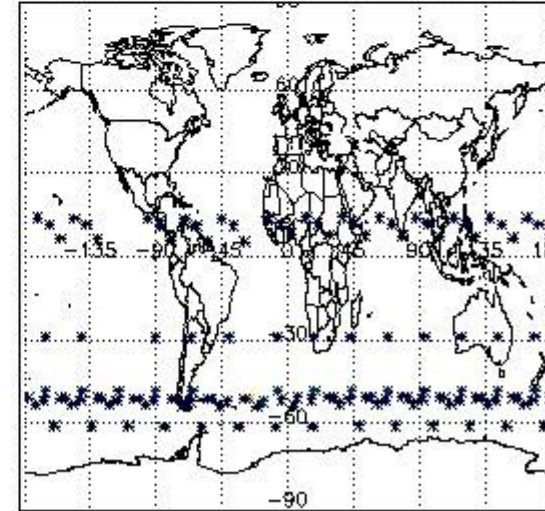
Percentage of flagged data per H2O profile



Percentage of flagged data per NO2 profile



Percentage of flagged data per NO3 profile



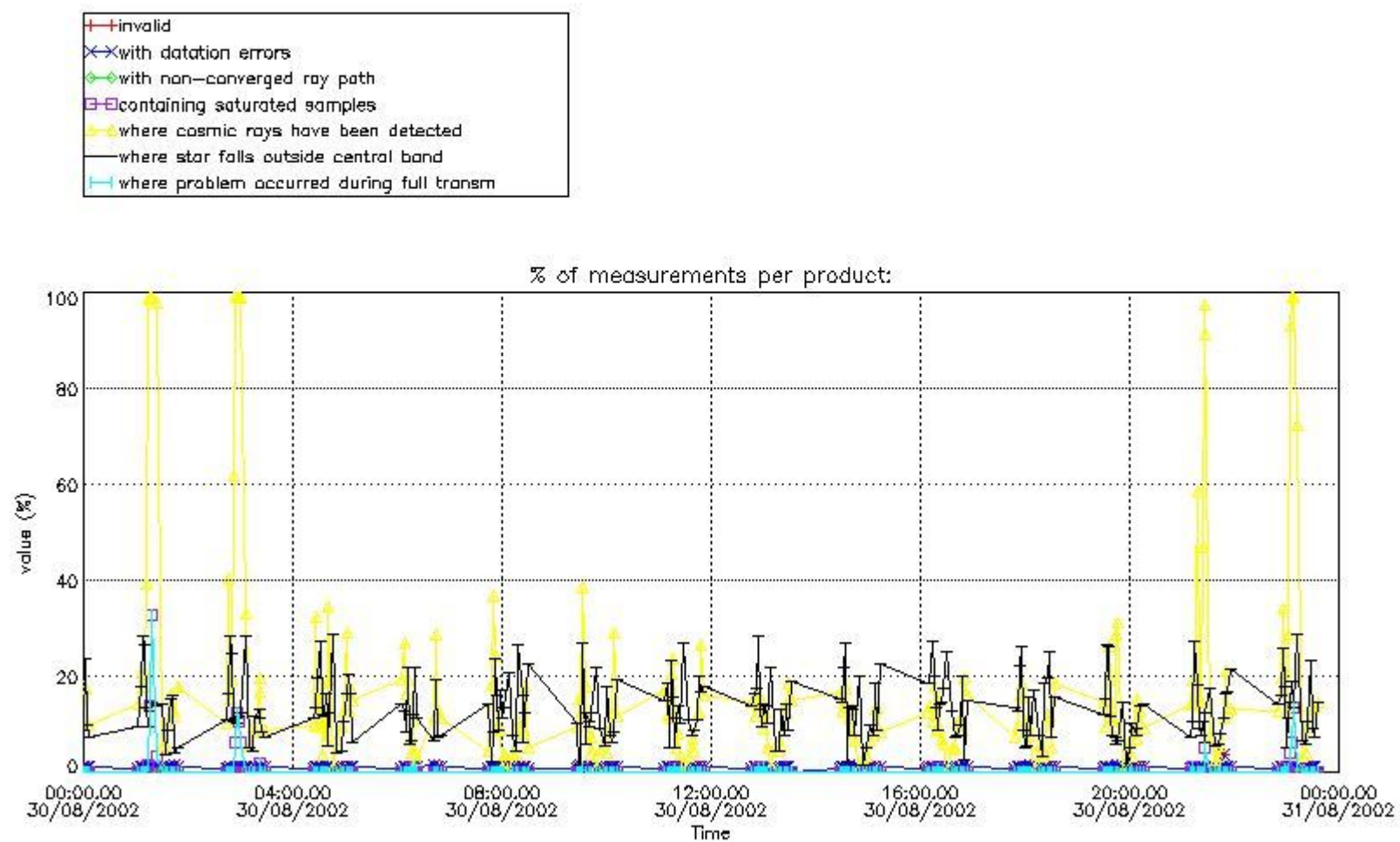
#### 4. Level 1 quality information per product

In this section it is plotted some information contained in the Quality Summary data set of the level 2 products that comes from the level 1b processing. Products without errors (error flag in the MPH set to "0") are used.

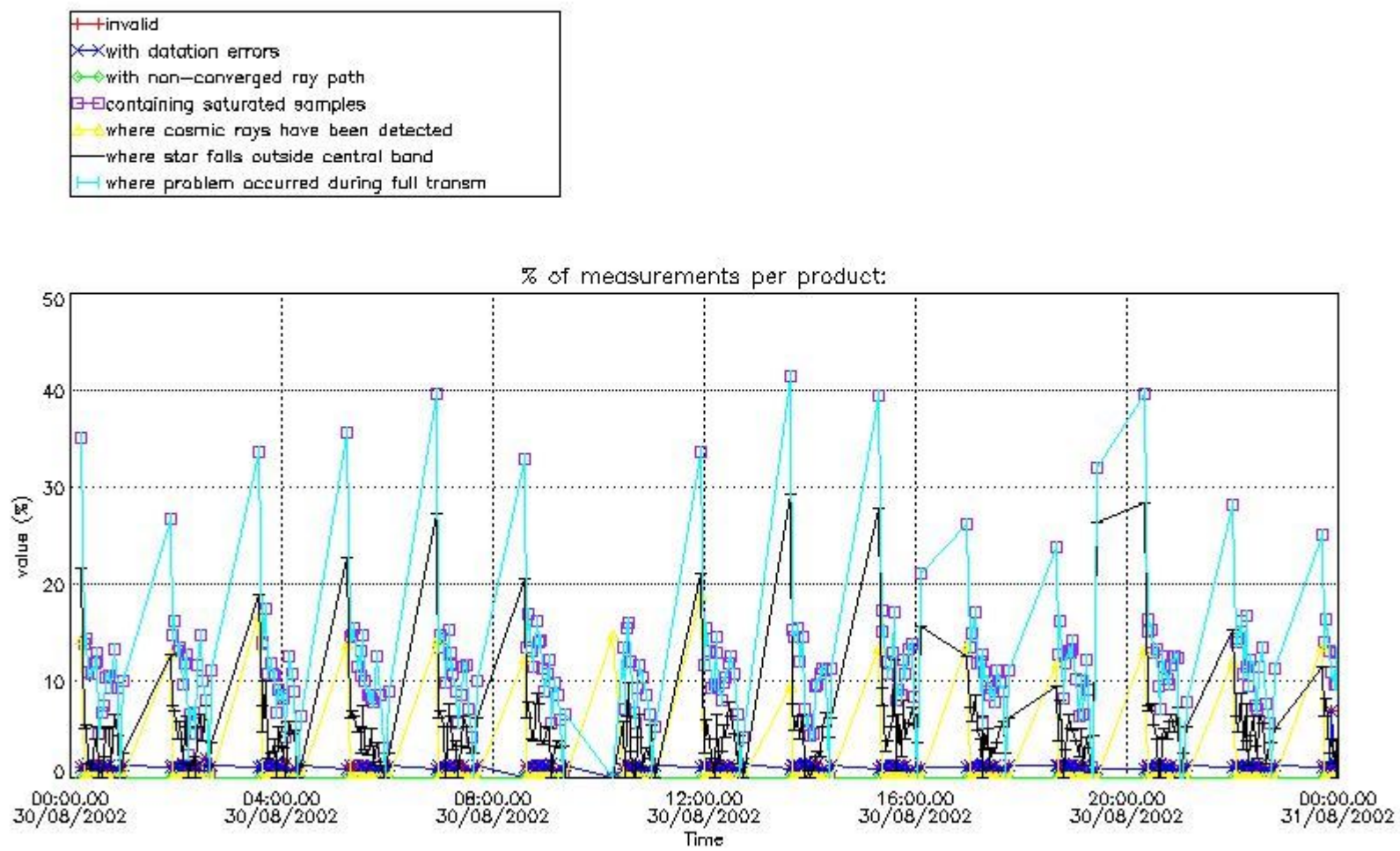
##### 4.1 Plot quality information per product (time dependant) coming from level 1b processing

###### 4.1.1 Plot level 1 quality information per product (time dependant): ENVISAT ASCENDING passes





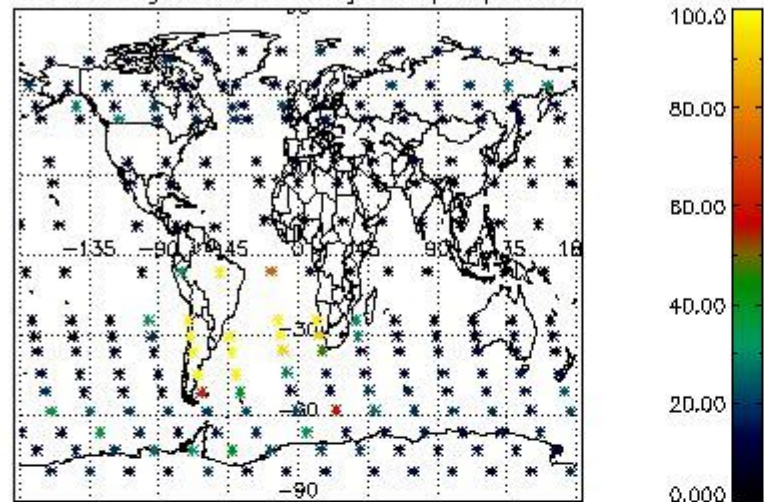
4.1.2 Plot level 1 quality information per product (time dependant): ENVI SAT DESCENDING passes



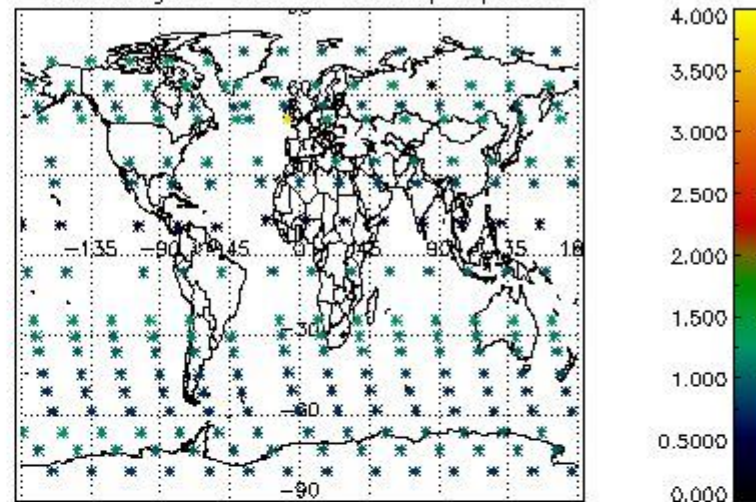
*4.2 Plot quality information per product coming from level 1b processing (world map)*

*4.2.1 Plot level 1 quality information per product (world map): ENVISAT ASCENDING passes*

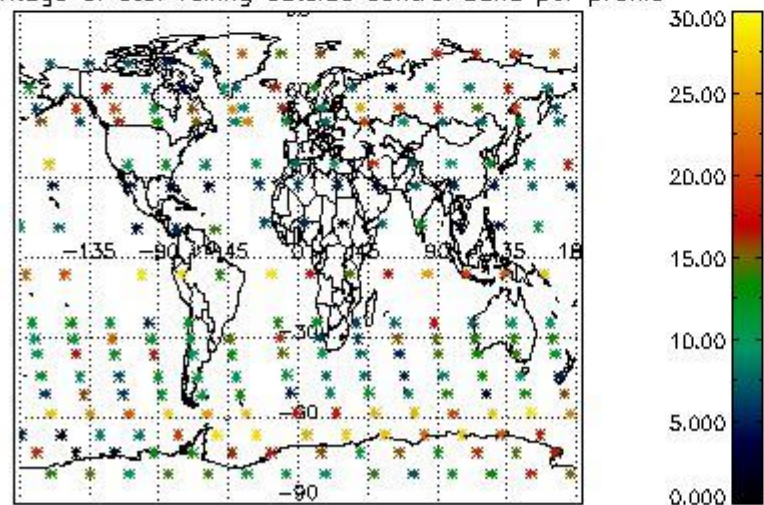
Percentage of cosmic ray hits per profile



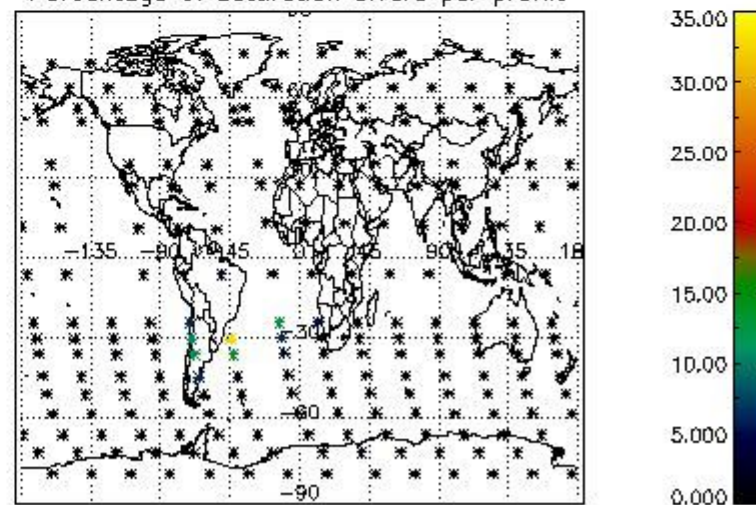
Percentage of datation errors per profile



Percentage of star falling outside central band per profile

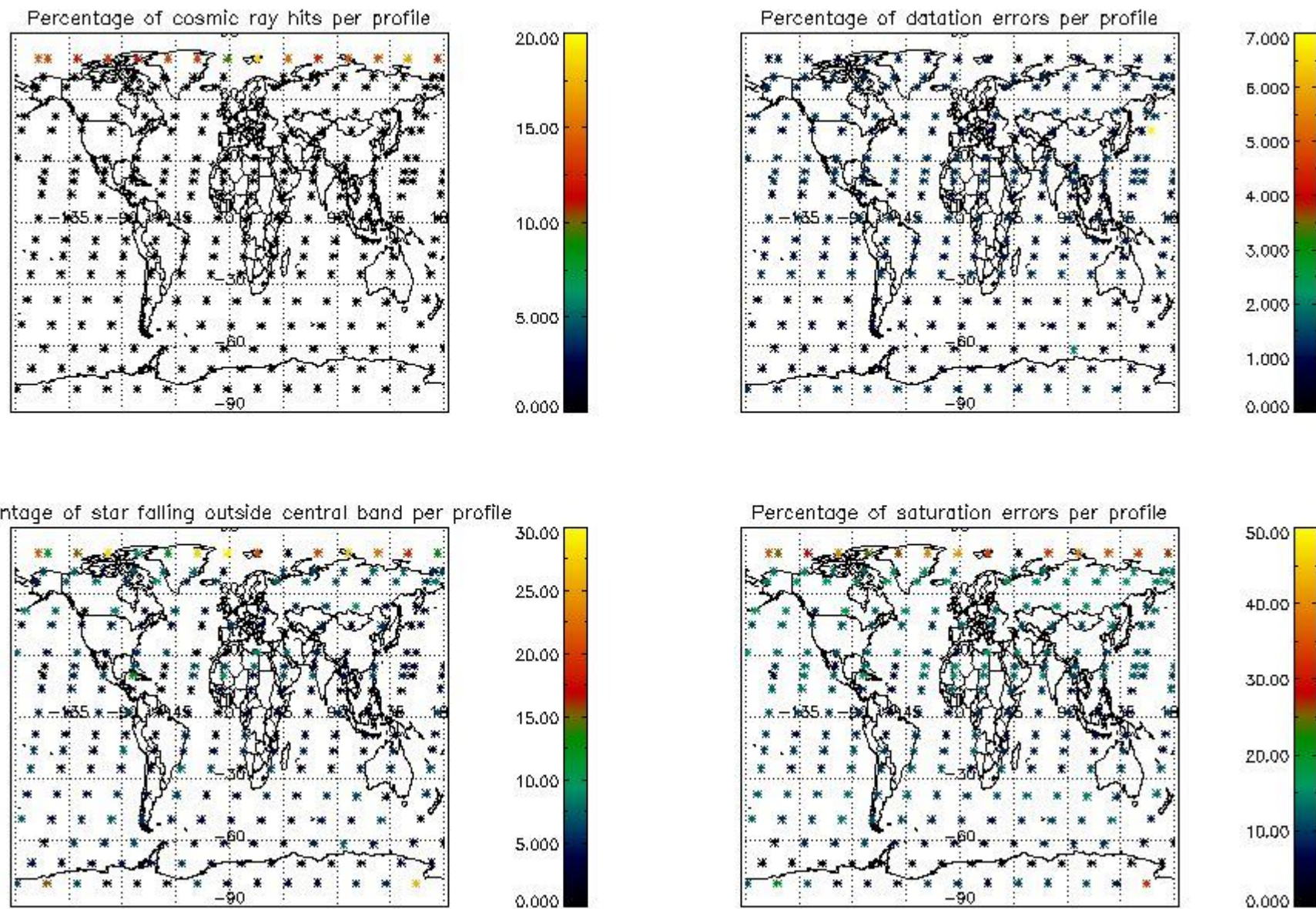


Percentage of saturation errors per profile



4.2.2 Plot level 1 quality information per product (world map): ENVISAT DESCENDING passes





## 5. Trace gas profiles

### 5.1 Ozone statistics based on quality of products

The final quality of the products can be "measured" using the STD (Standard Deviation) attached to every point profile. This information is written to the parameter GOM\_NL\_\_2P/NL\_LOCAL\_SPECIES\_DENSITY/o3\_std of the level 2 products. The table below shows the statistics for given STD ranges.

The statistics are given with respect to the overall valid production:

- Products without fatal errors: GOM\_NL\_\_2P/MPH/PRODUCT\_ERR=0
- Valid point profile: GOM\_NL\_\_2P/NL\_LOCAL\_SPECIES\_DENSITY/pcd(0)=0

The 'Criteria' is applied to valid points of dark limb products:

- Products in dark limb illumination condition: GOM\_NL\_\_2P/NL\_SUMMARY\_QUALITY/obs\_ill\_cond=0
- Products without fatal errors: GOM\_NL\_\_2P/MPH/PRODUCT\_ERR=0
- Valid point profile: GOM\_NL\_\_2P/NL\_LOCAL\_SPECIES\_DENSITY/pcd(0)=0

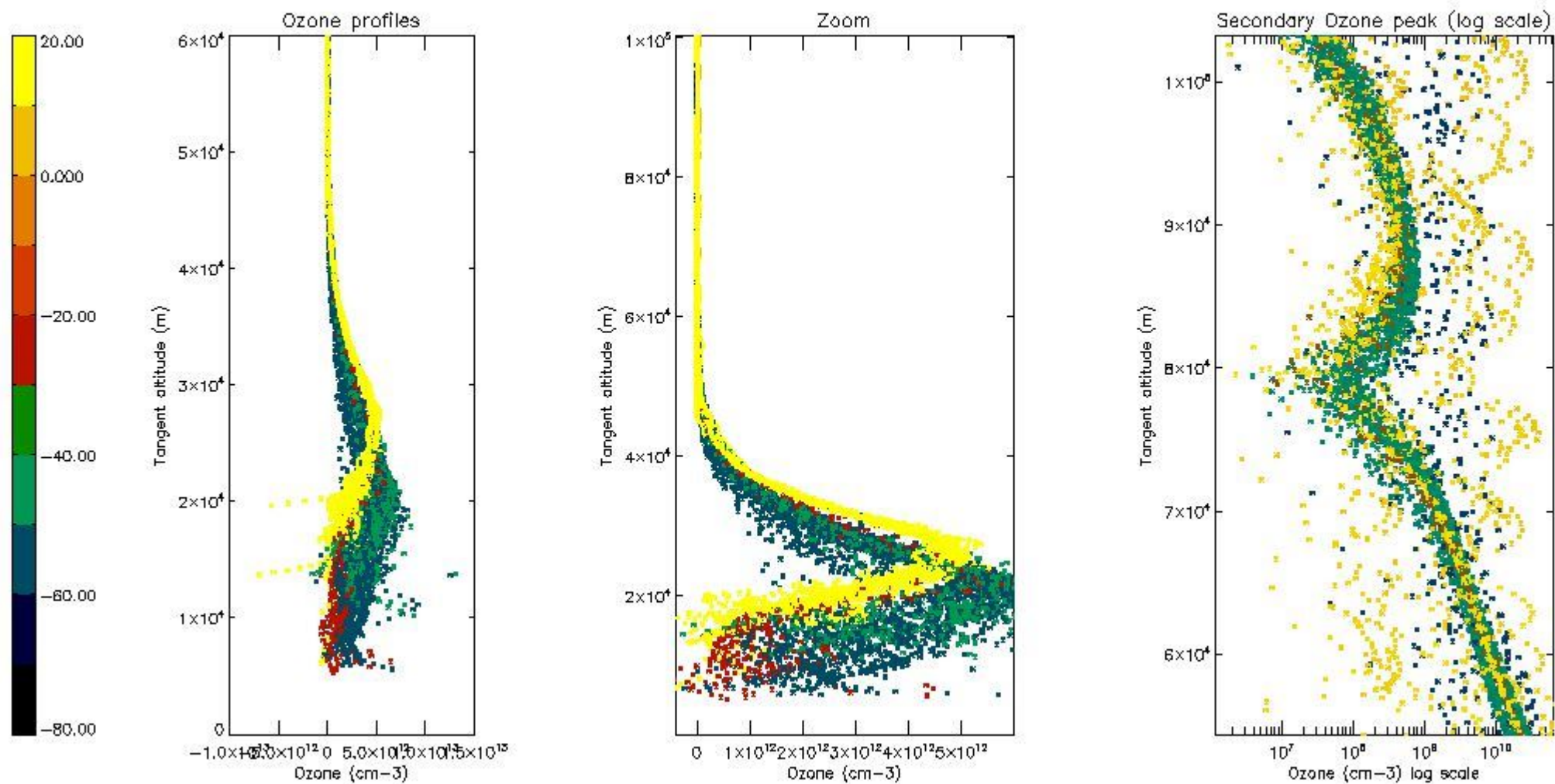
So, the table below shows the percentage of dark limb and valid observations for each criteria with respect to the overall valid daily observations.

Criteria	% of total production
All STD	32
STD < 20	20

STD < 10	18
STD < 5	15

5.2 Plot ozone profiles for all STD (dark without errors)

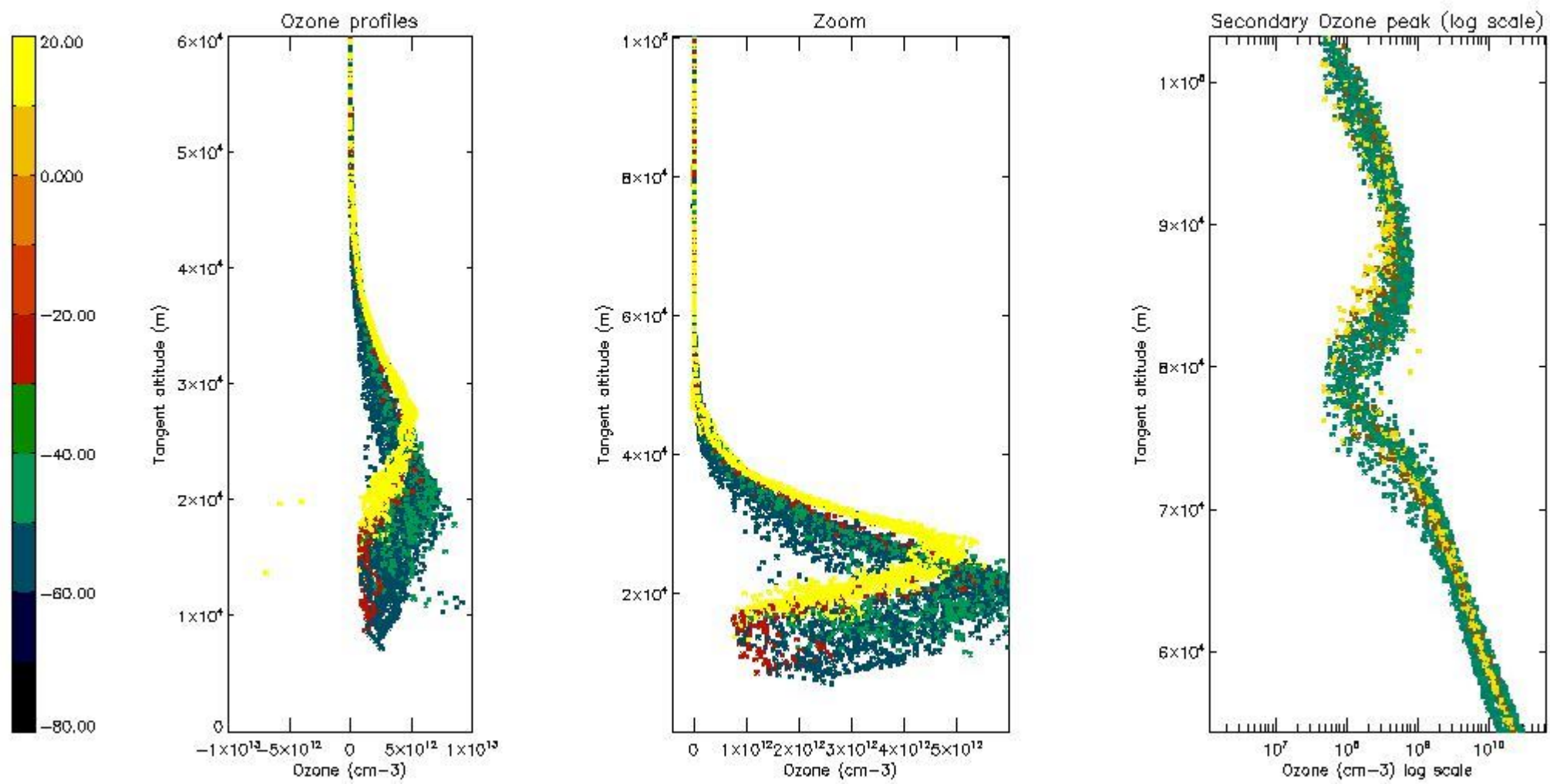
The colorbar represents the latitude.



5.3 Plot ozone profiles where STD < 20% (dark without errors)

The colorbar represents the latitude.

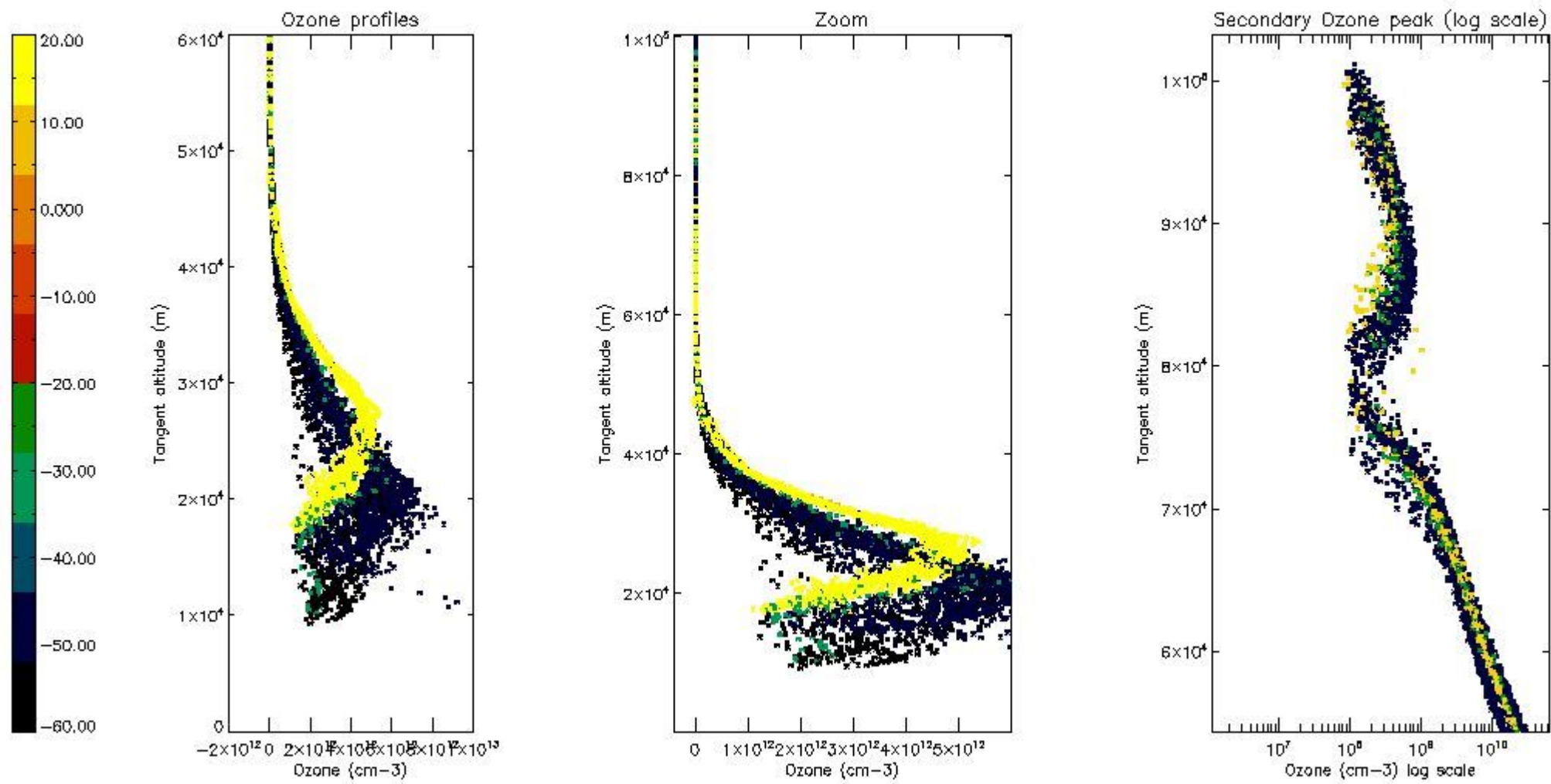




*5.4 Plot ozone profiles where STD < 10% (dark without errors)*

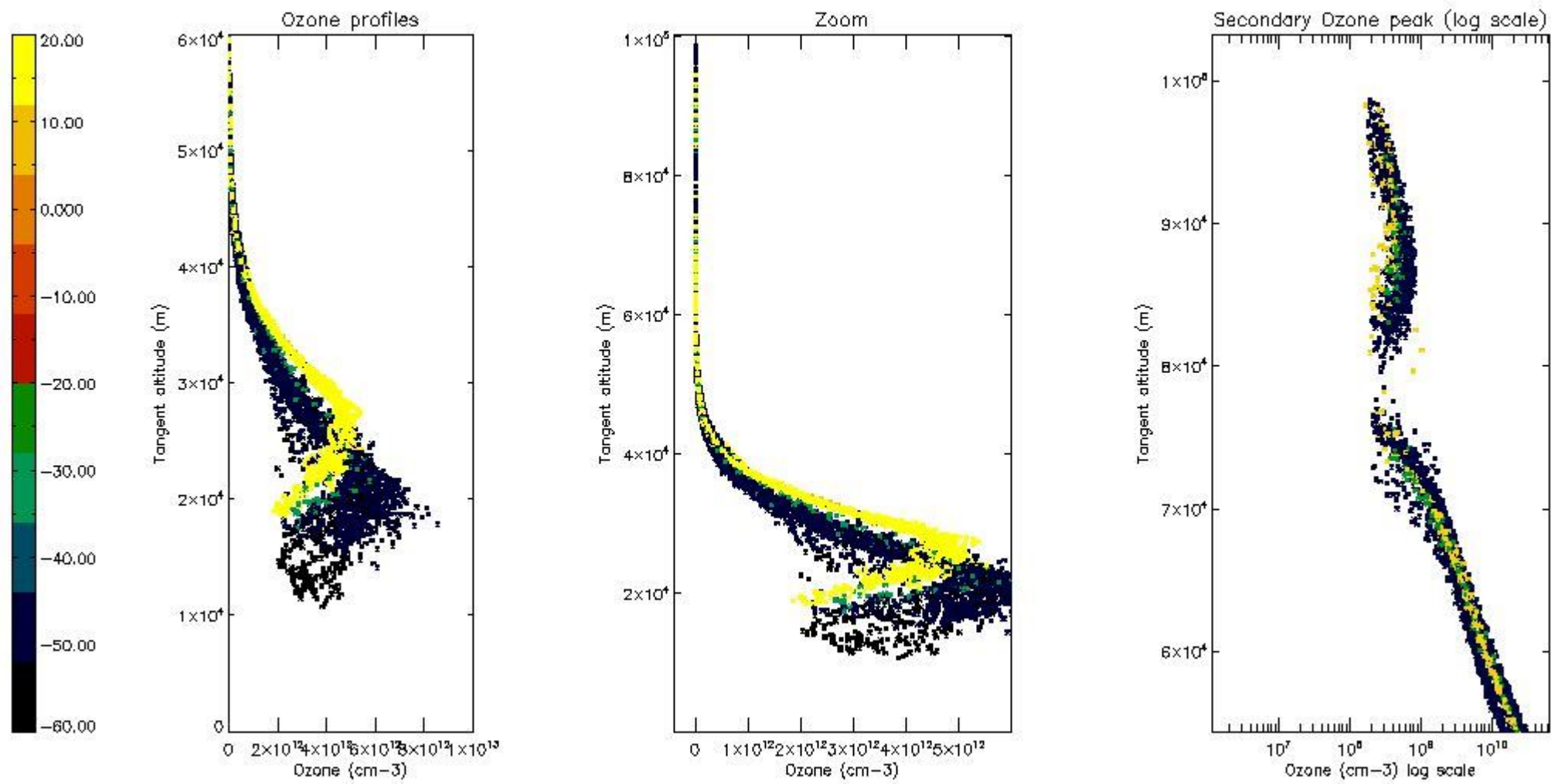
The colorbar represents the latitude.





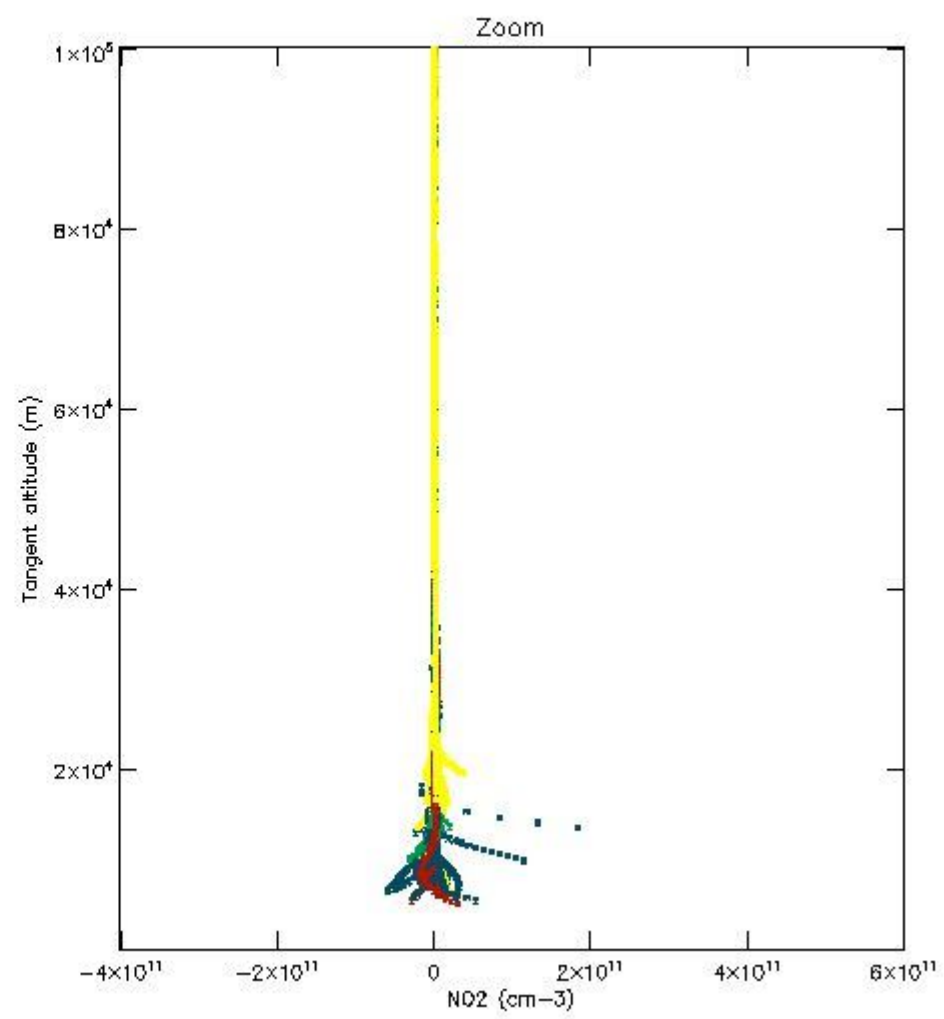
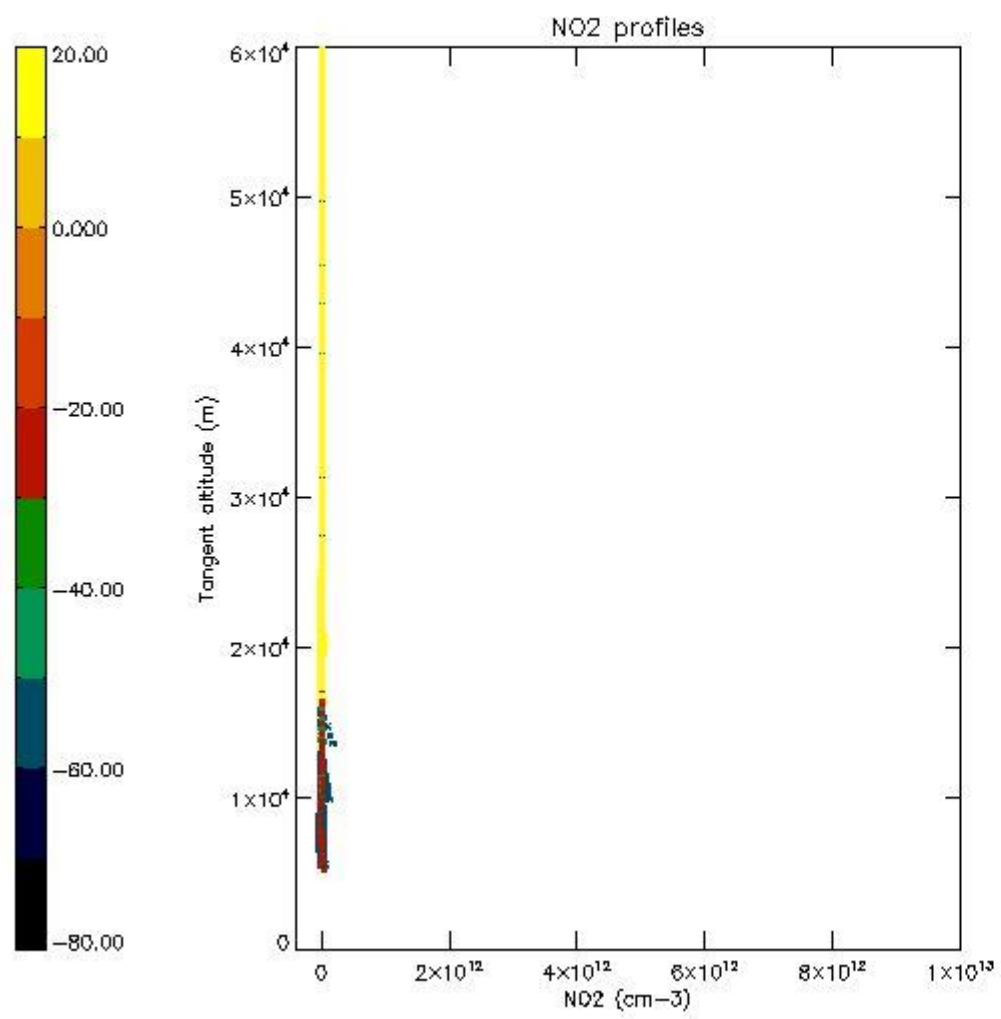
*5.5 Plot ozone profiles where  $STD < 5\%$  (dark without errors)*

The colorbar represents the latitude.



*5.6 Plot NO<sub>2</sub> profiles for all STD (dark without errors)*

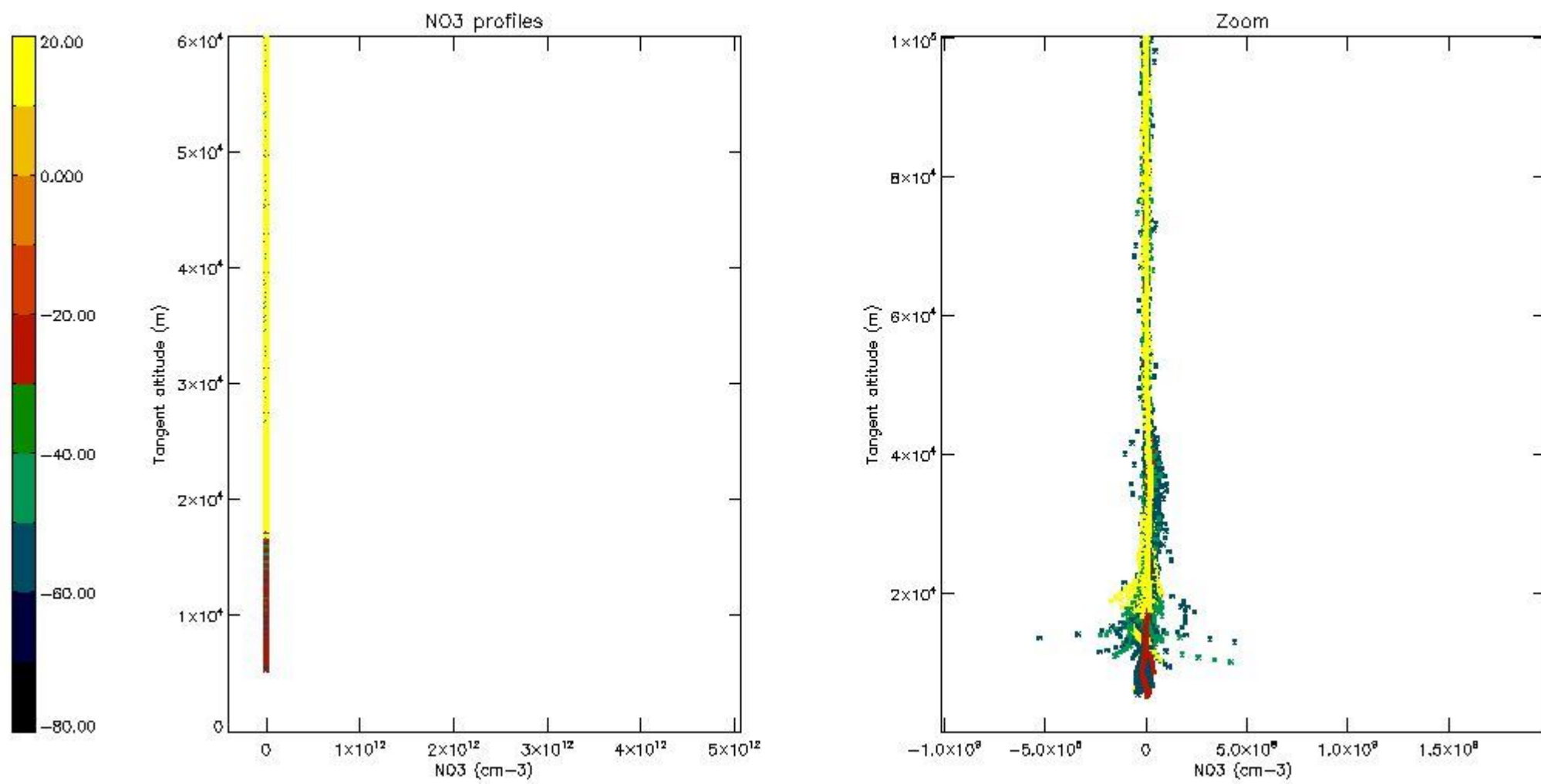
The colorbar represents the latitude.



*5.7 Plot NO3 profiles for all STD (dark without errors)*

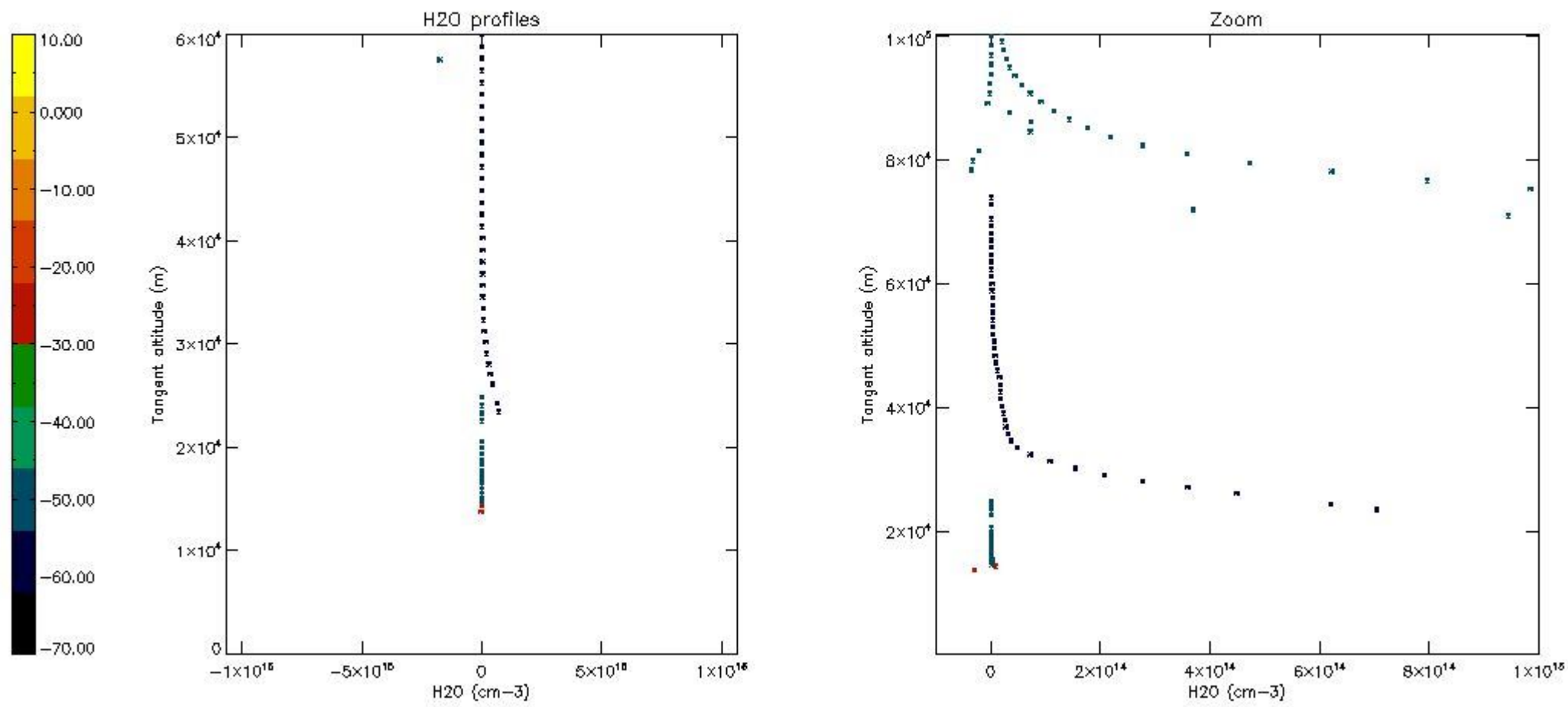
The colorbar represents the latitude.





5.8 Plot H<sub>2</sub>O profiles for all STD (only for occultations of stars 1,2,3,4,13,14,16,26,63 dark without errors)

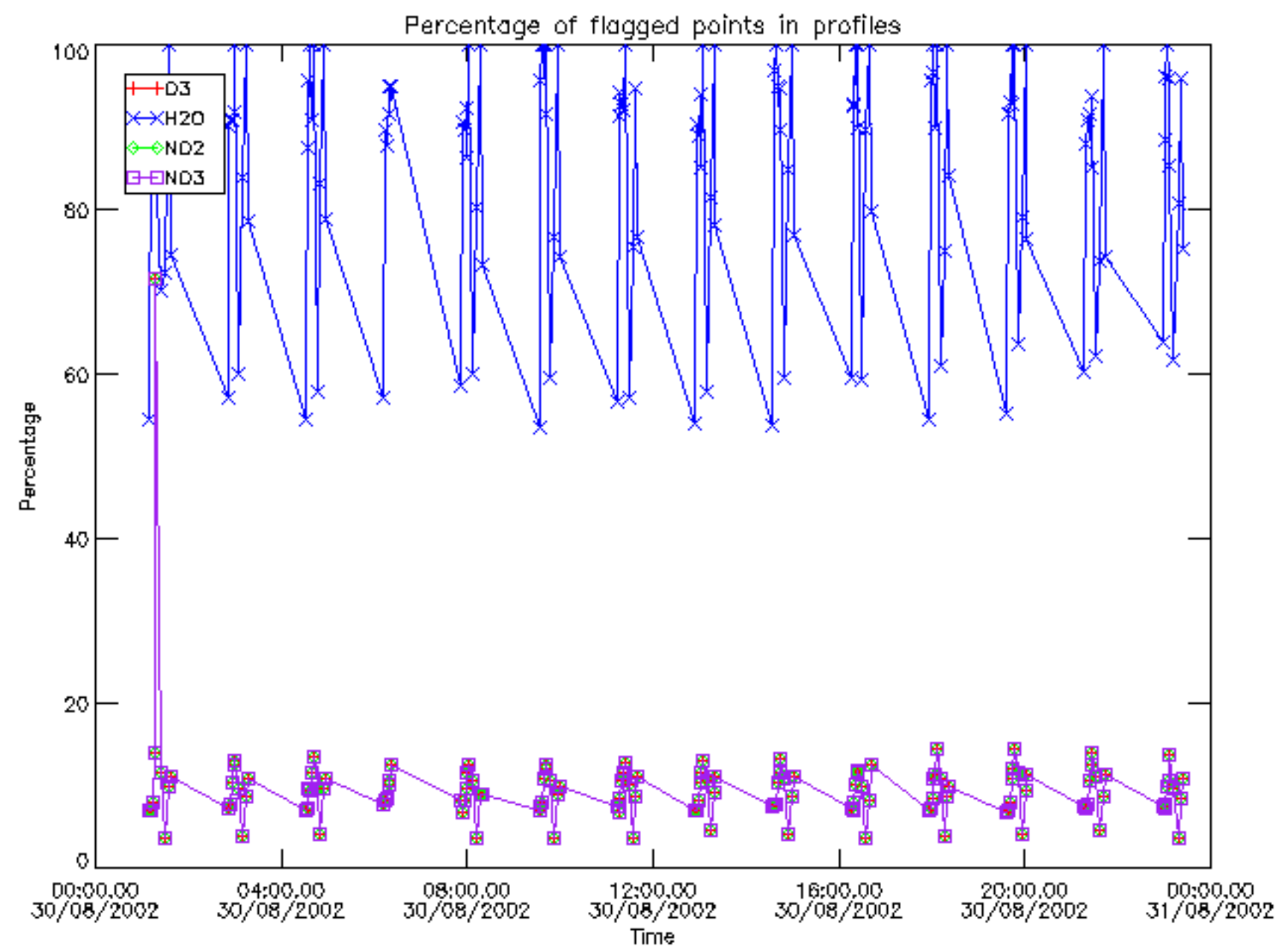
The colorbar represents the latitude.



## 6. Auxiliary Data Files used for the production reported in section 2

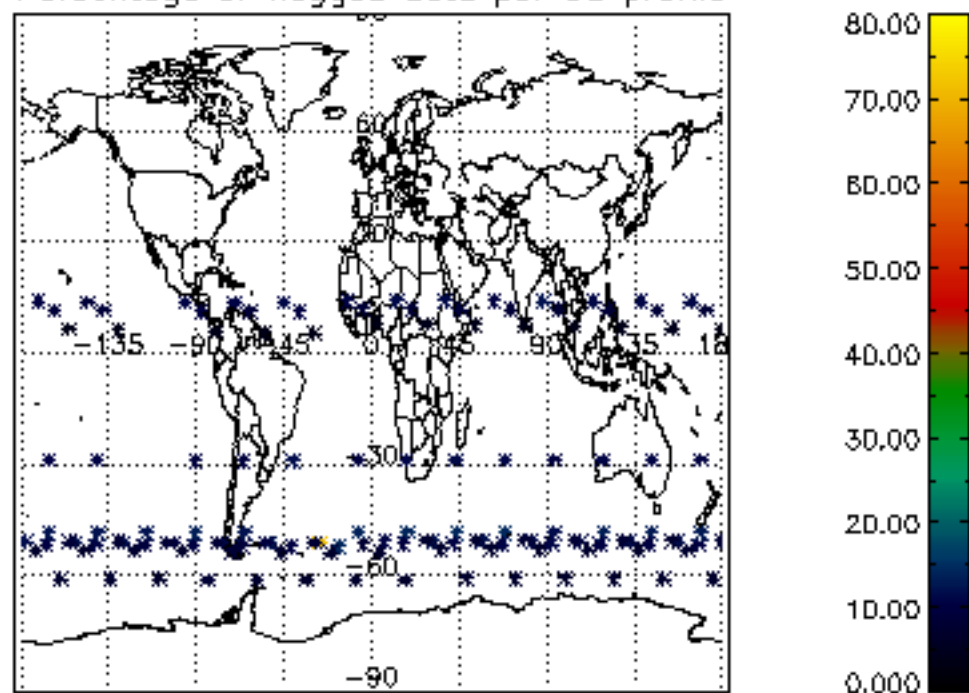
The number reported in the third column indicates since which file (see list in section 2) the corresponding auxiliary file has been used. The fourth column is the date of those product files.

Type	Auxiliary Filename	Used since product	Used since product date
INST_PHYS_CHARACTERISTICS	GOM_INS_AXNIEC20050627_150440_20020301_000000_20100101_000000	1	30-AUG-2002 00:00:08
LEVEL-2_PROC_CONFIG	GOM_PR2_AXVIEC20091111_152718_20020301_000000_20500101_000000	1	30-AUG-2002 00:00:08
CROSS_SECTIONS_FILE	GOM_CRS_AXVIEC20091111_154832_20020301_000000_20500101_000000	1	30-AUG-2002 00:00:08

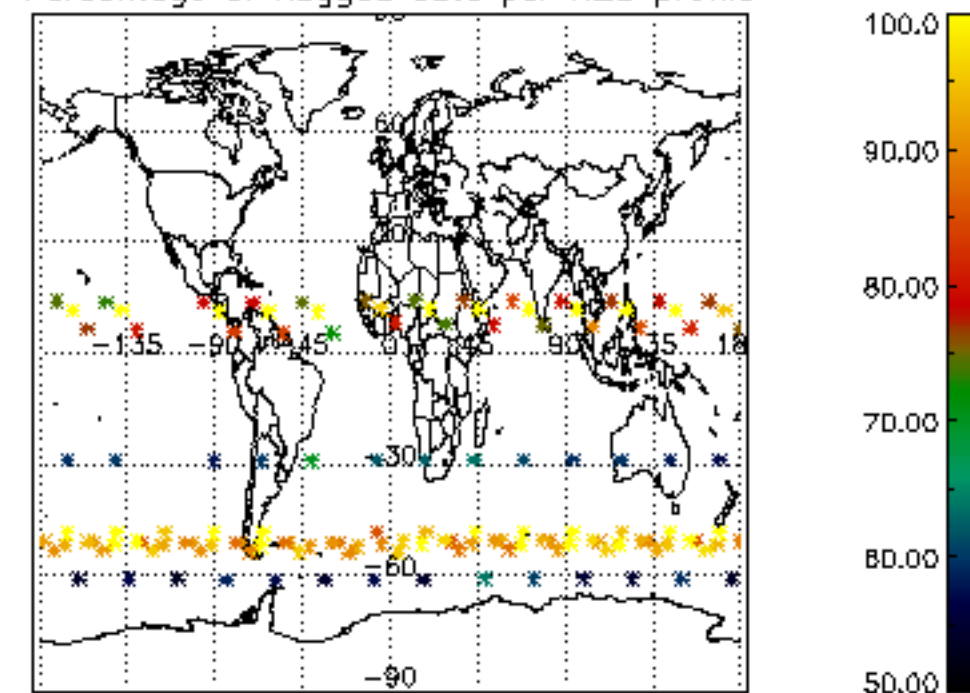




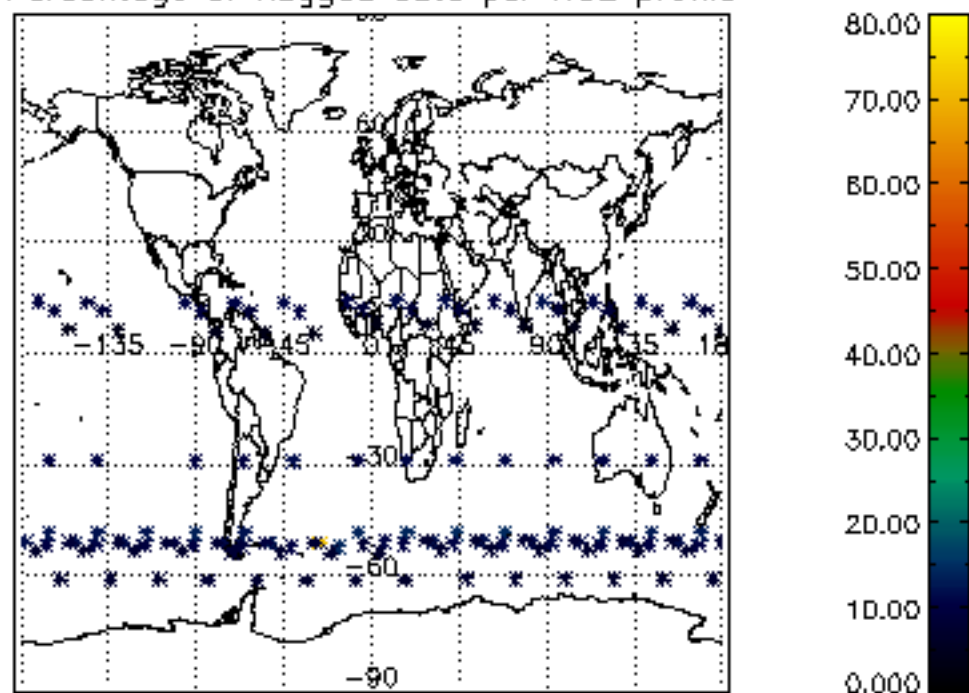
Percentage of flagged data per D3 profile



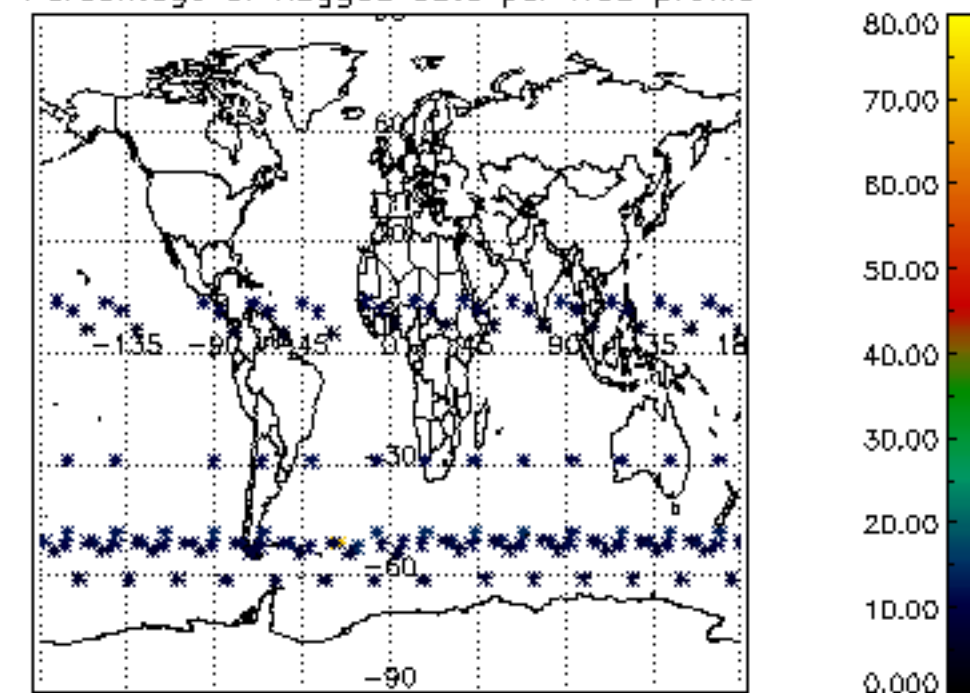
Percentage of flagged data per H2O profile

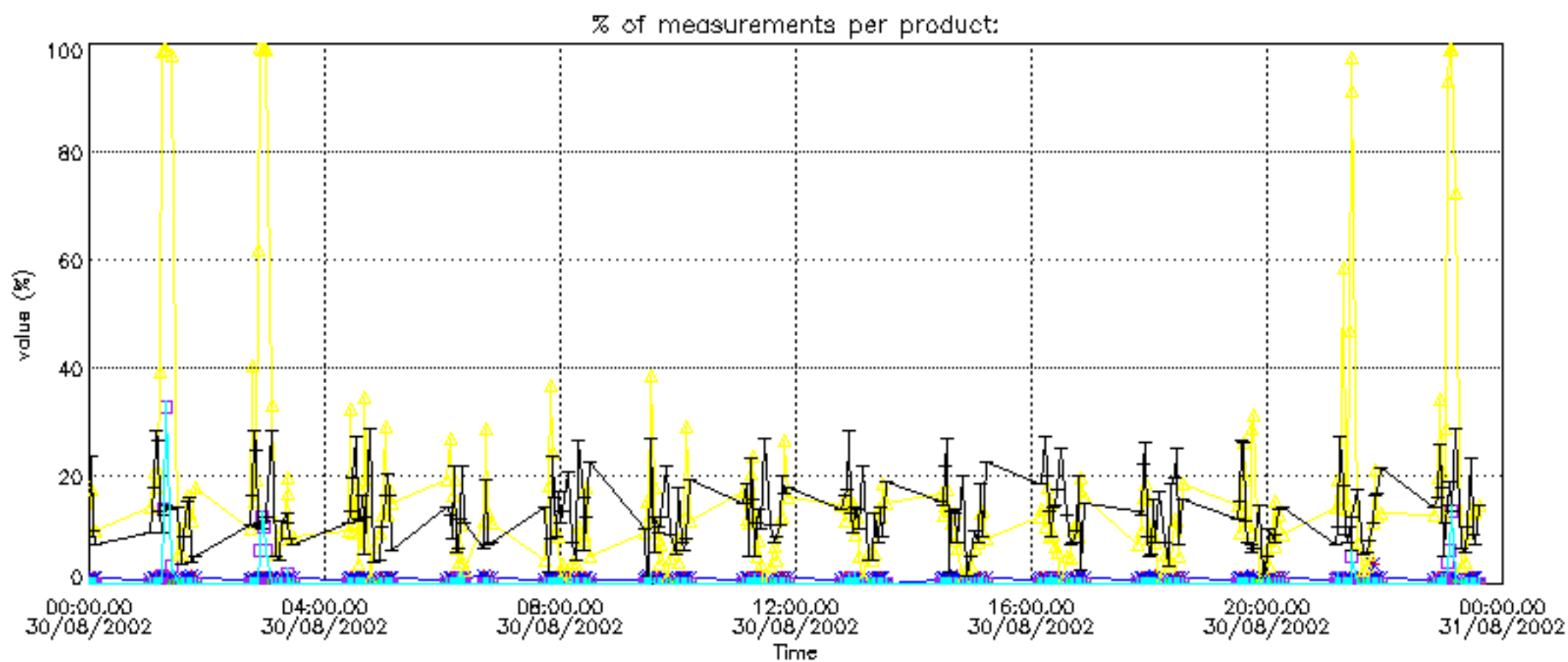


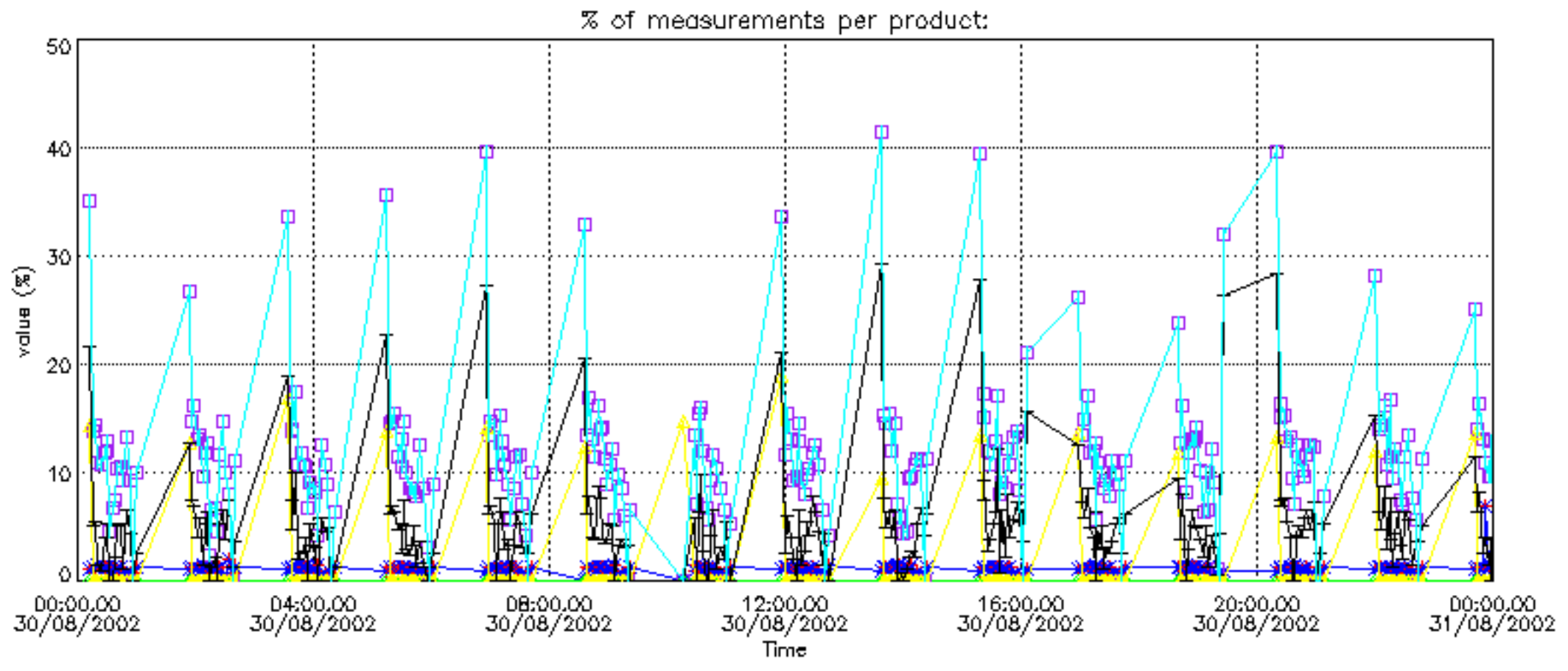
Percentage of flagged data per NO2 profile



Percentage of flagged data per NO3 profile

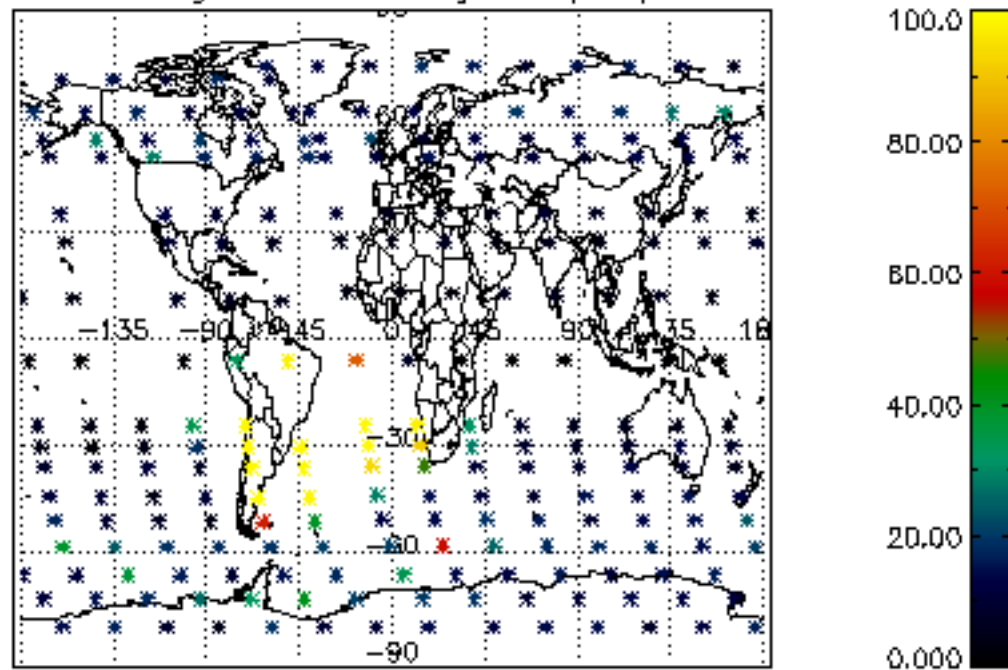




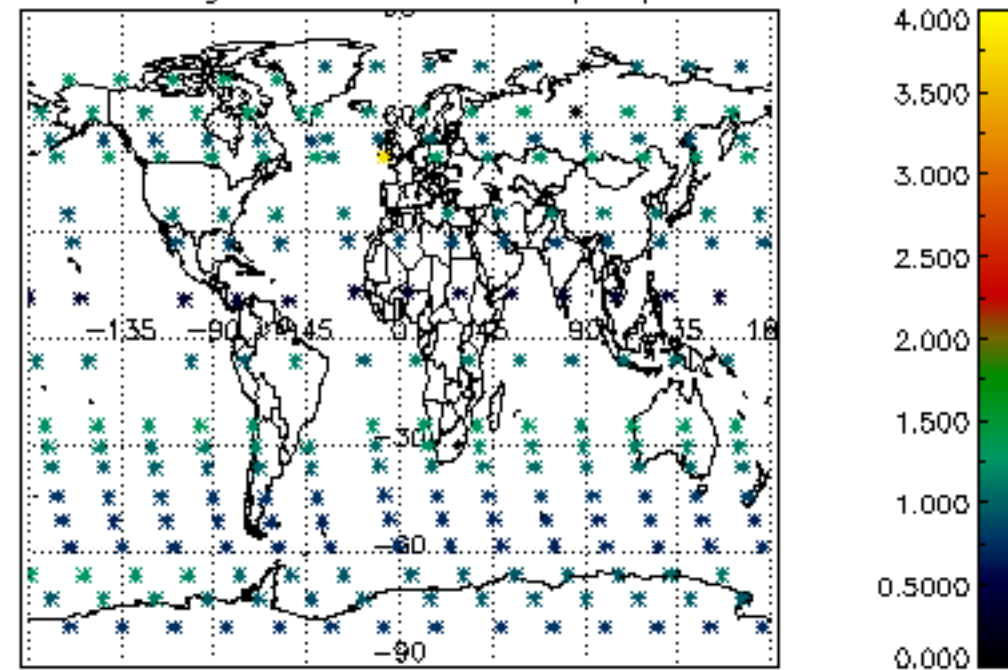




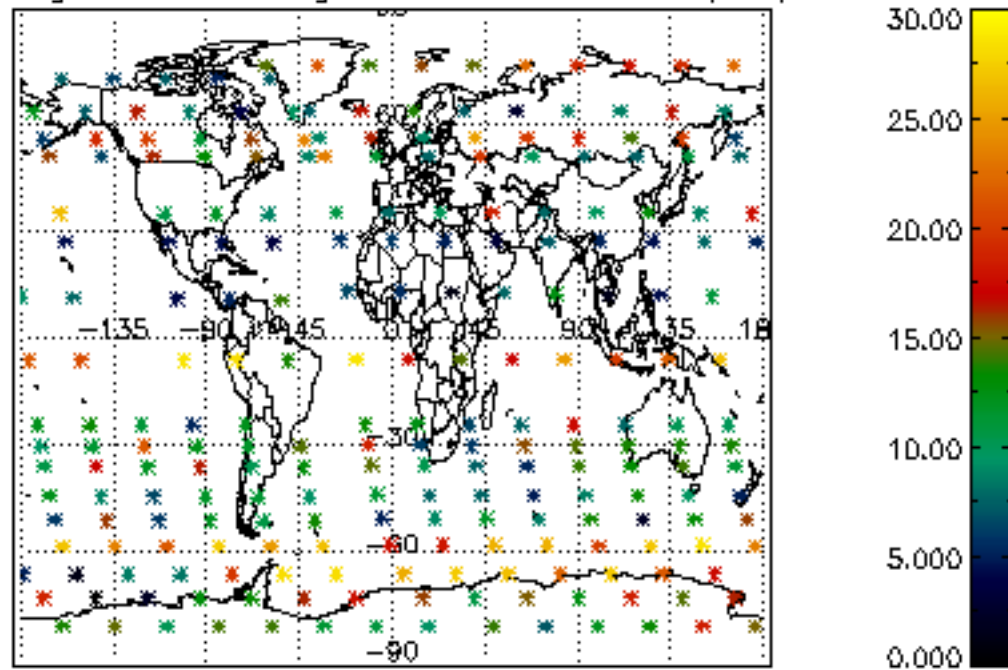
Percentage of cosmic ray hits per profile



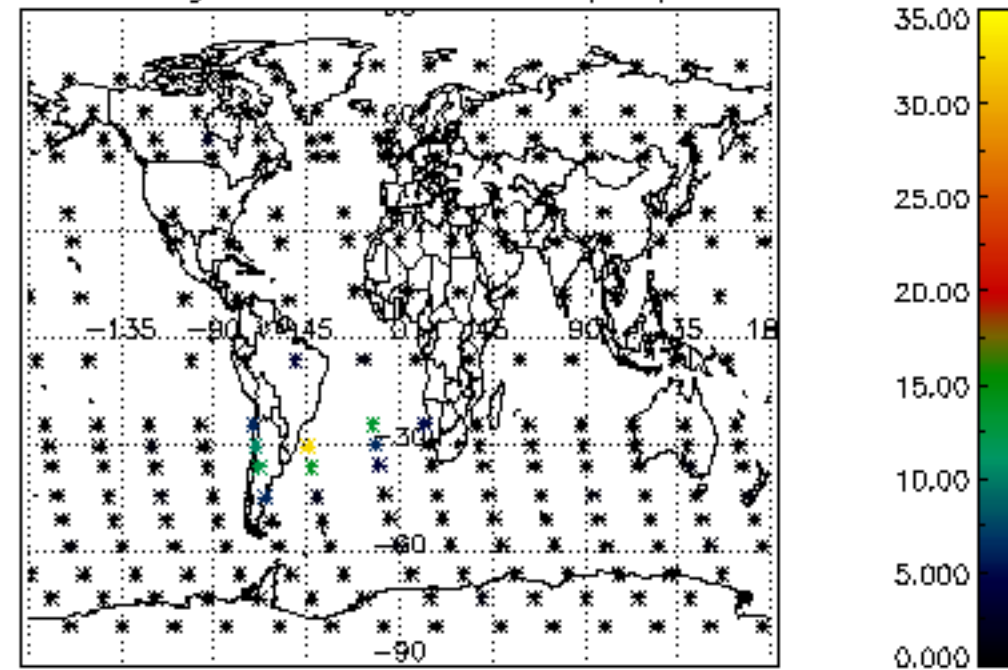
Percentage of datation errors per profile



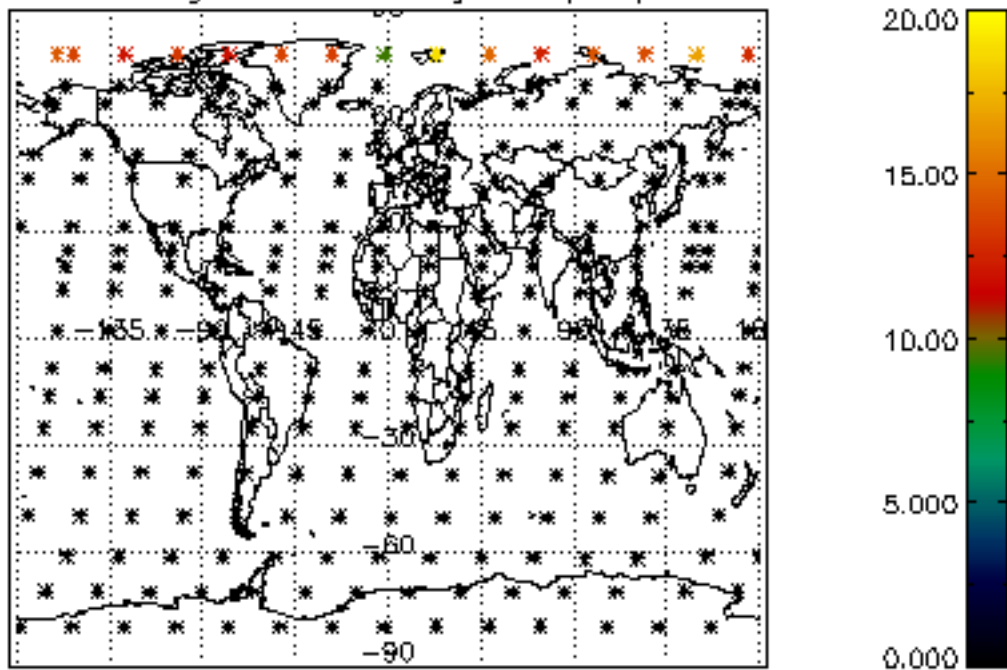
Percentage of star falling outside central band per profile



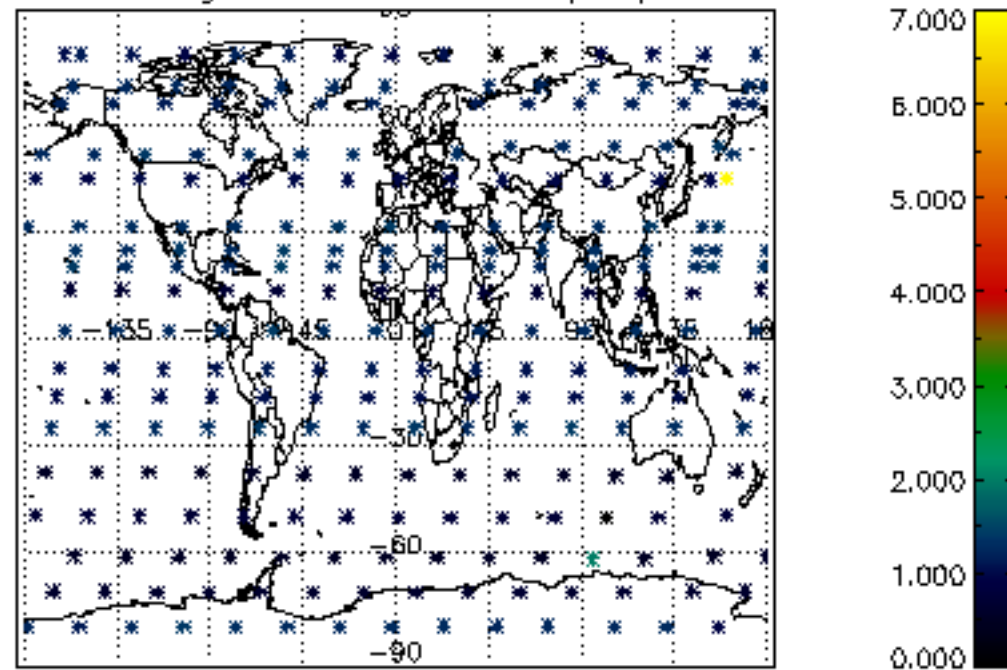
Percentage of saturation errors per profile



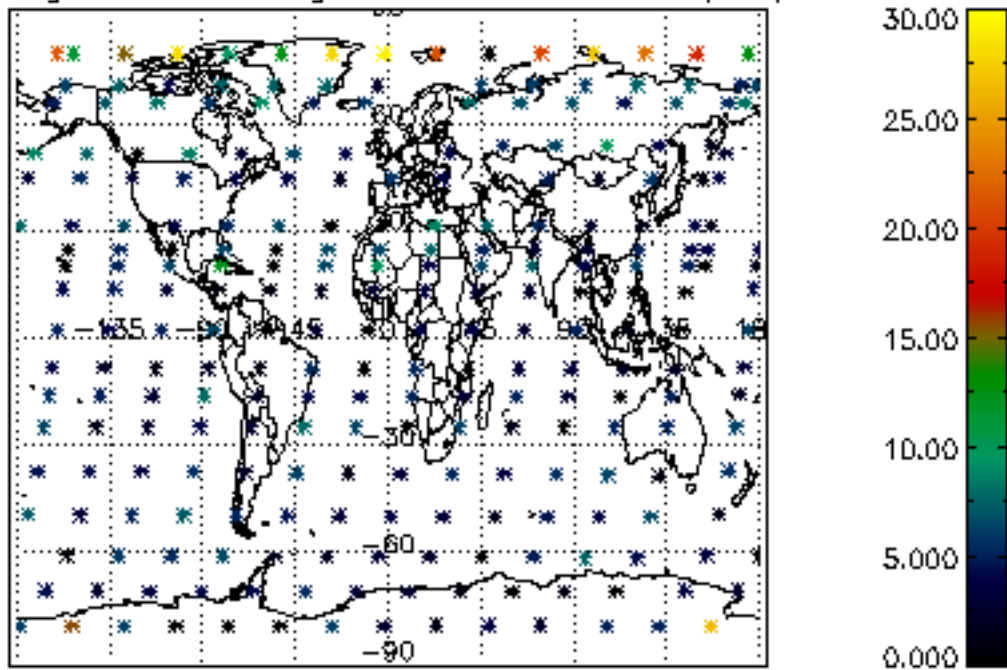
Percentage of cosmic ray hits per profile



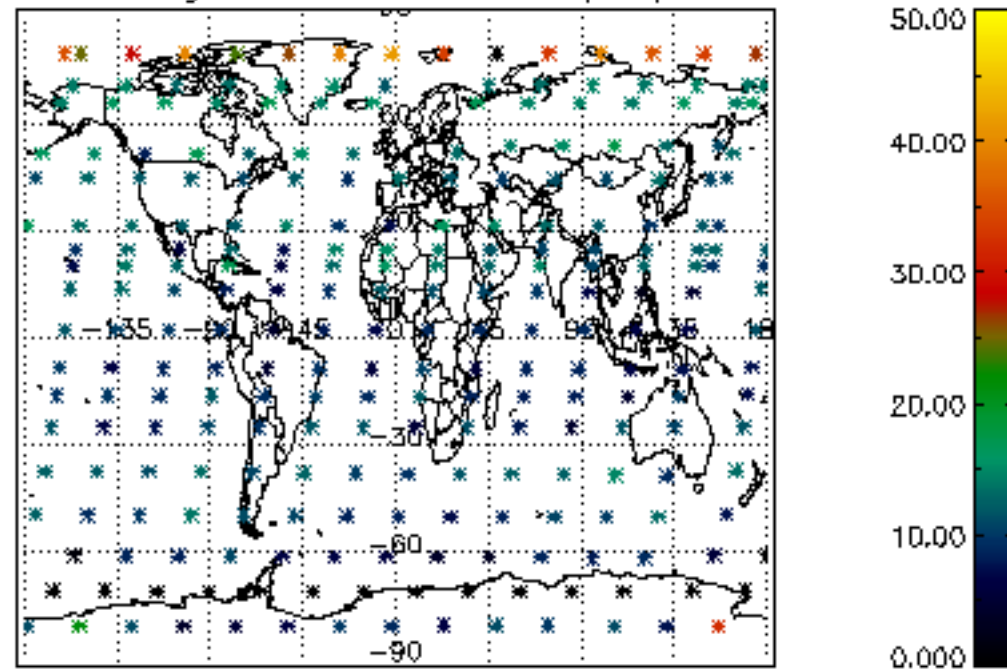
Percentage of datation errors per profile

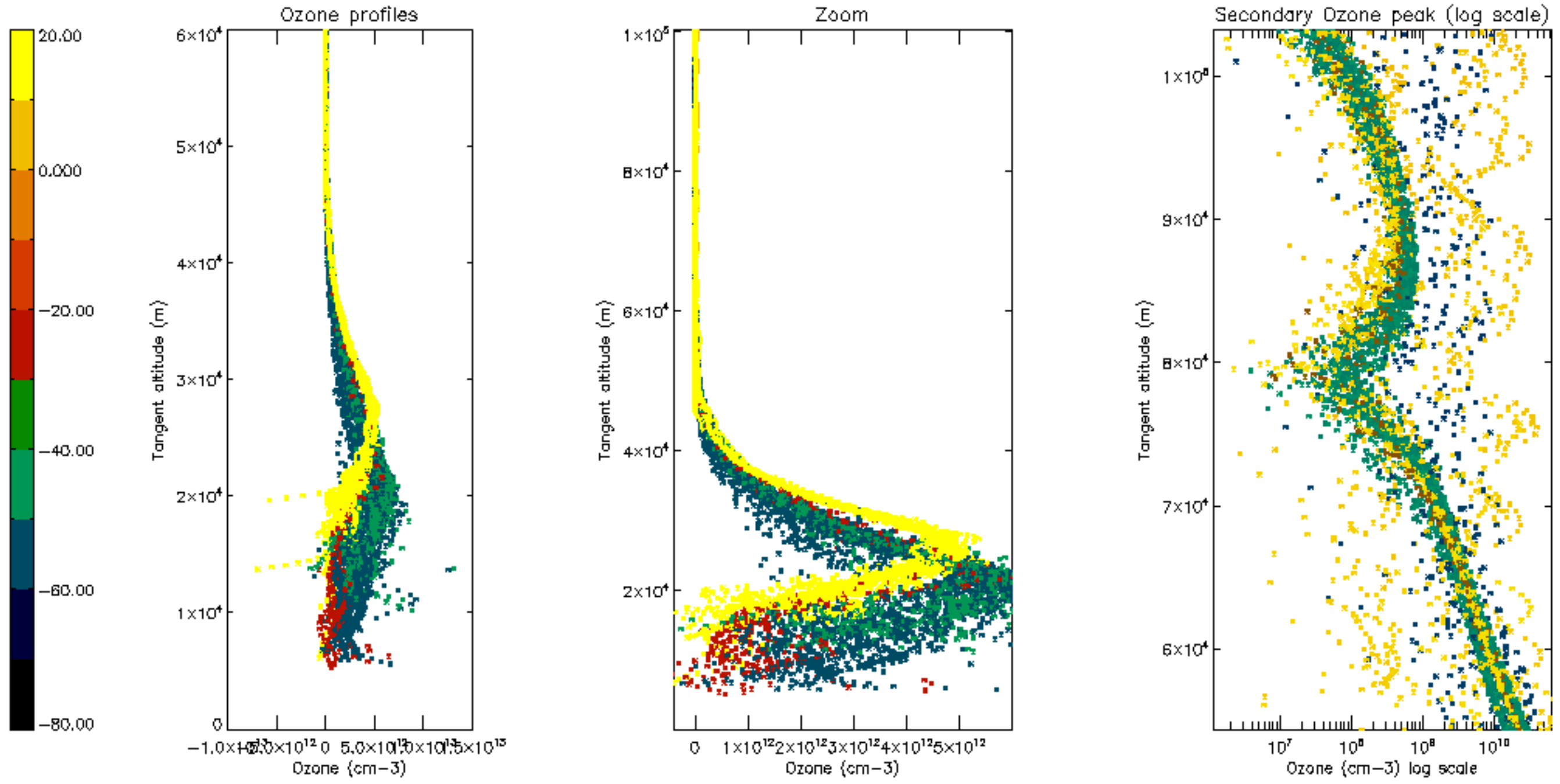


Percentage of star falling outside central band per profile

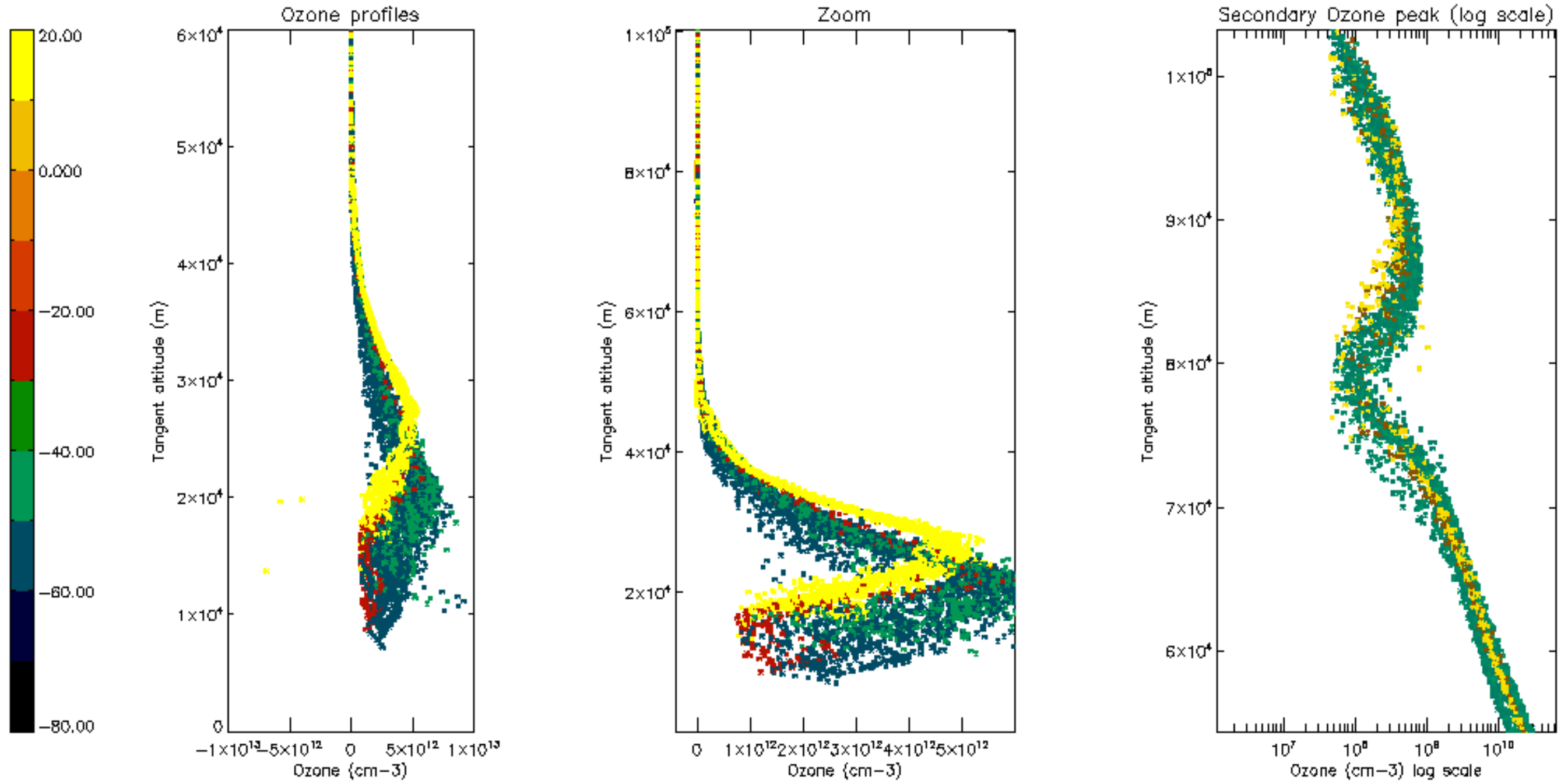


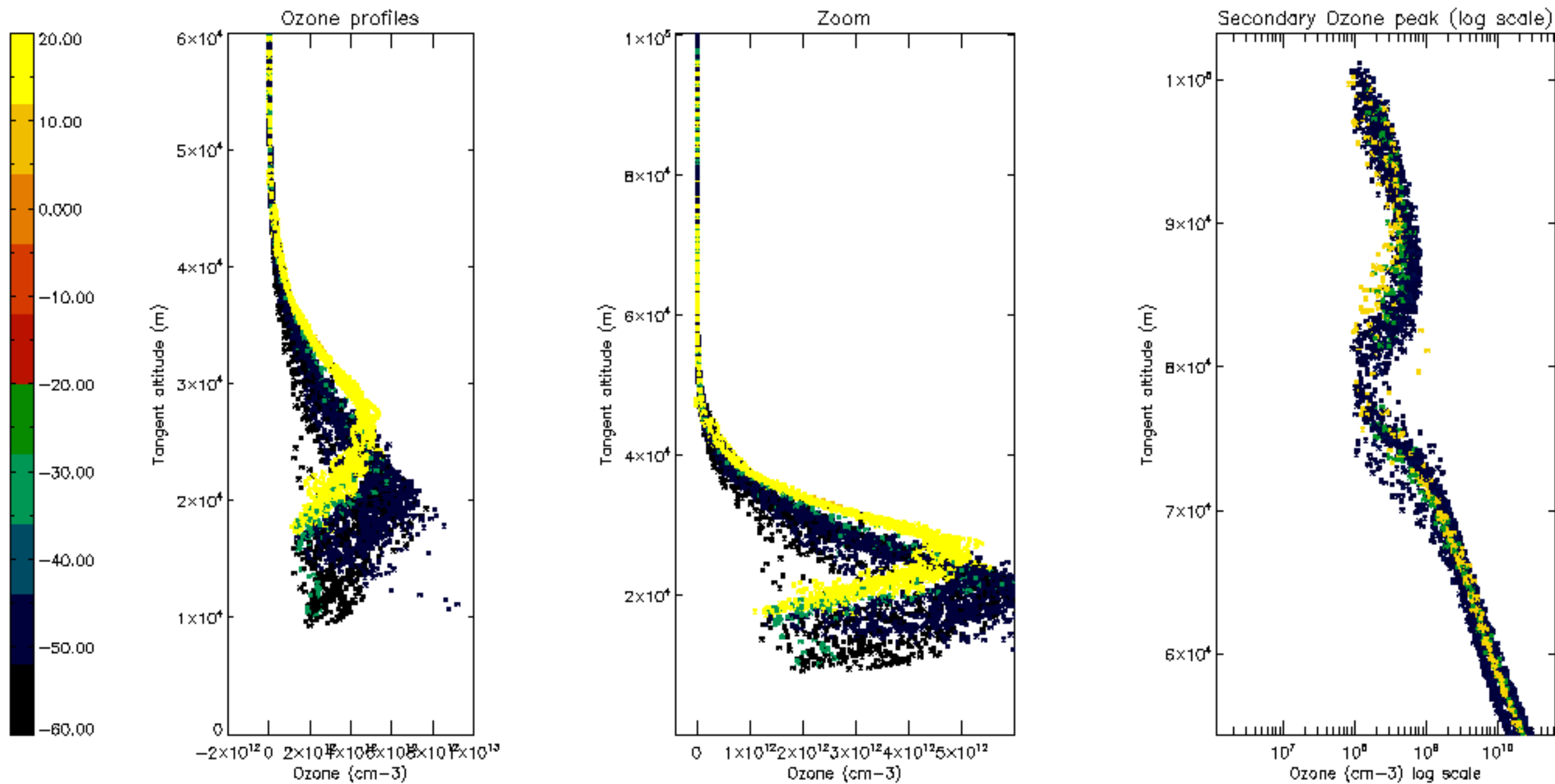
Percentage of saturation errors per profile

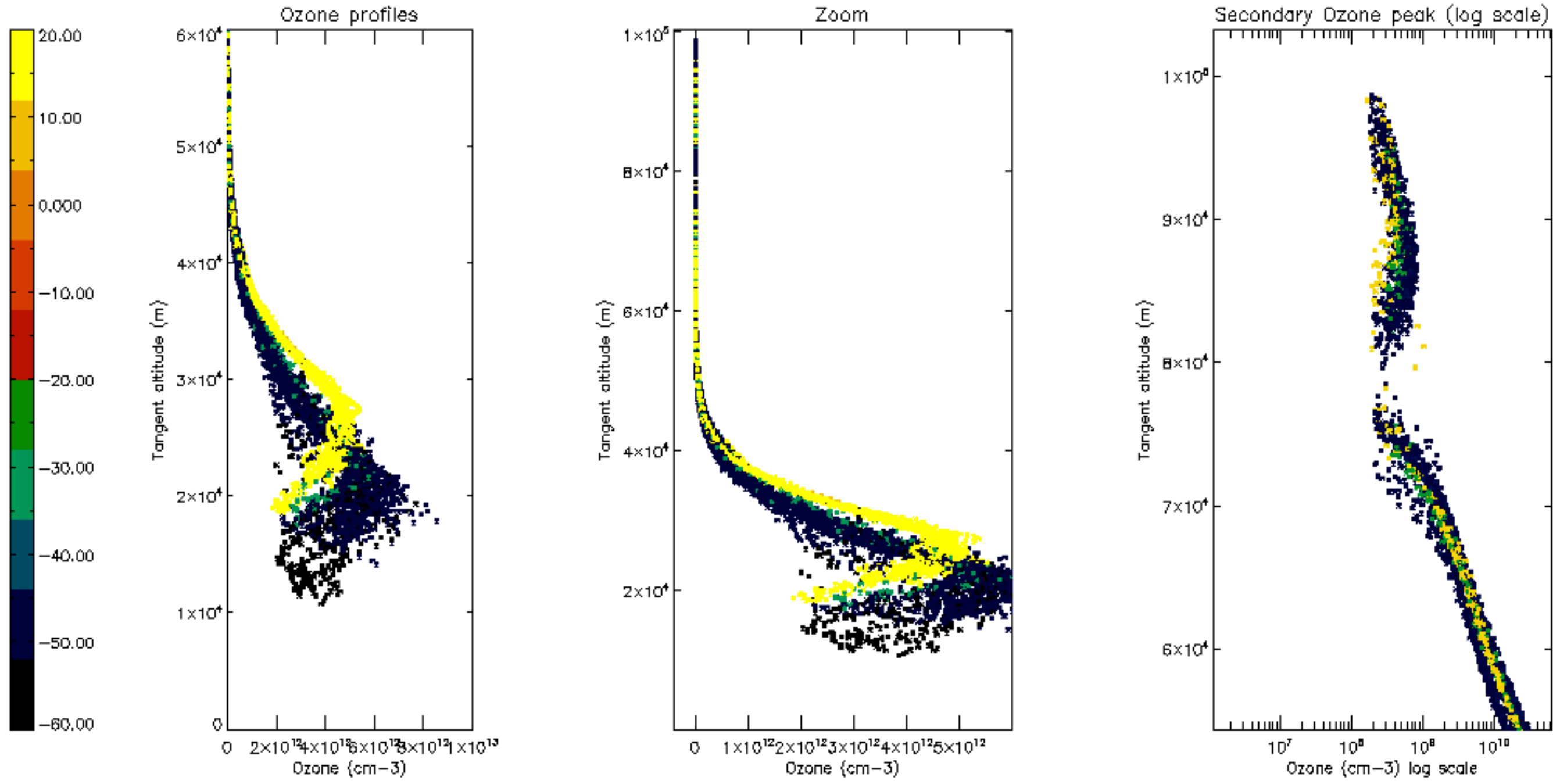




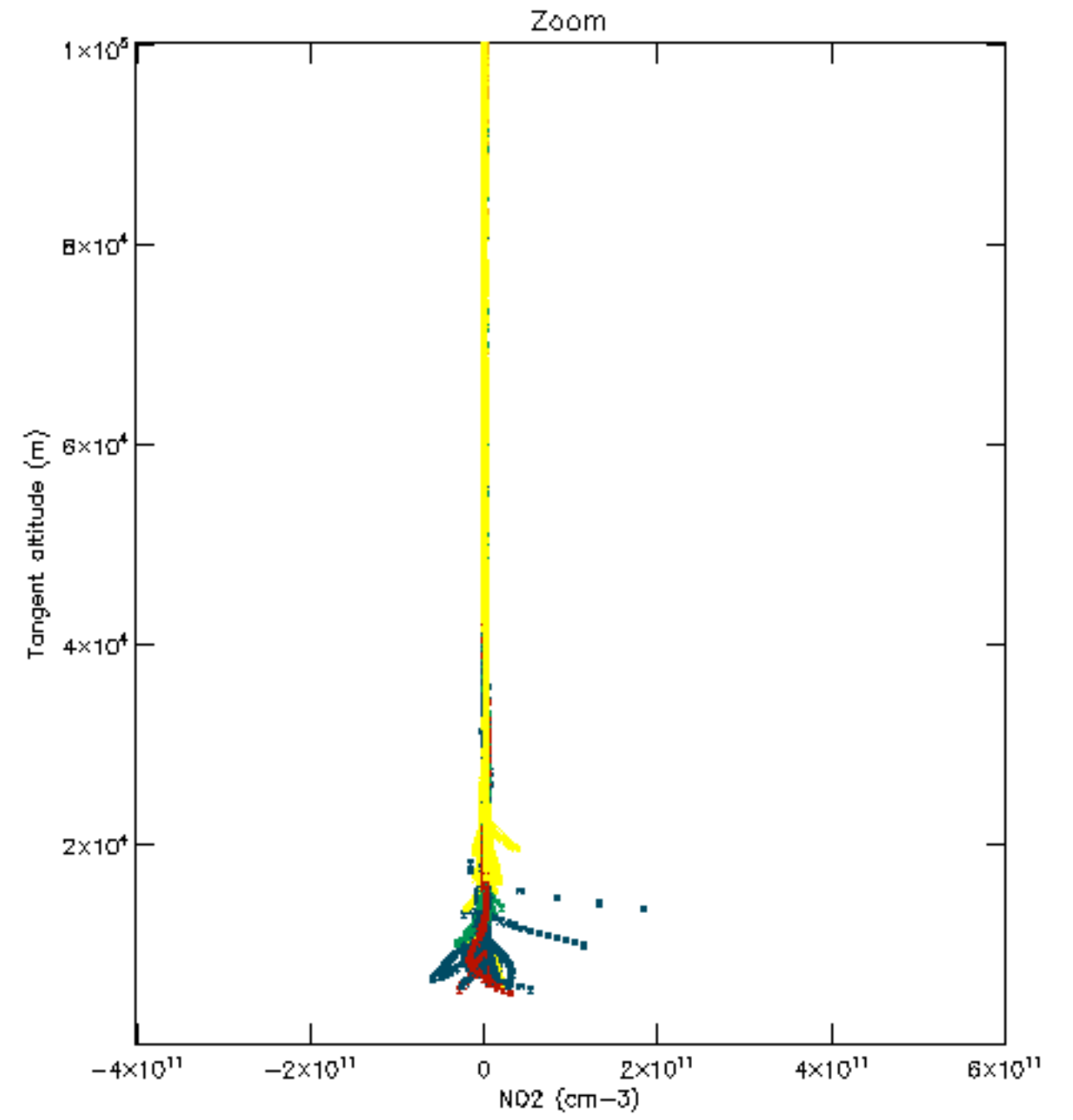
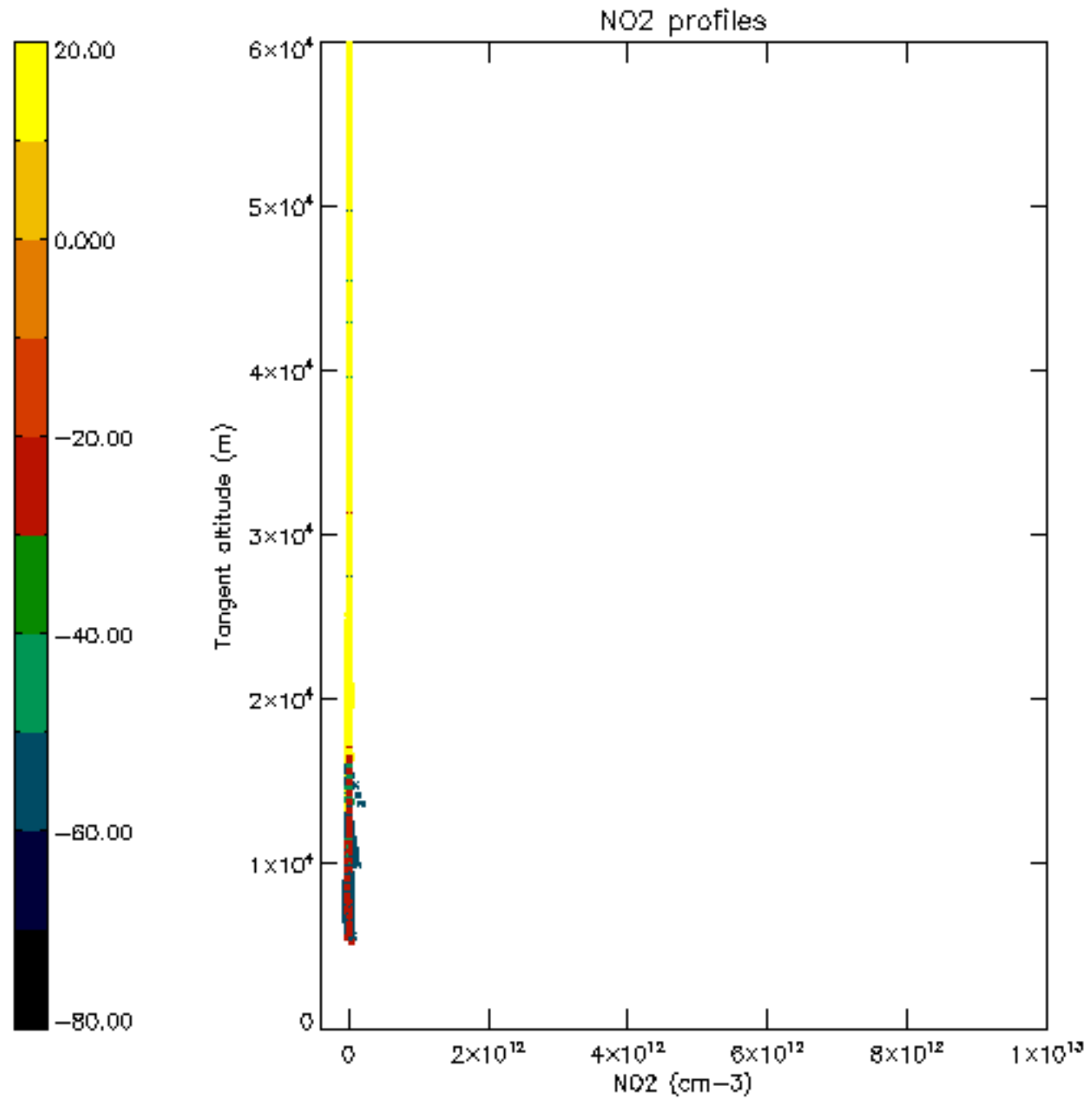


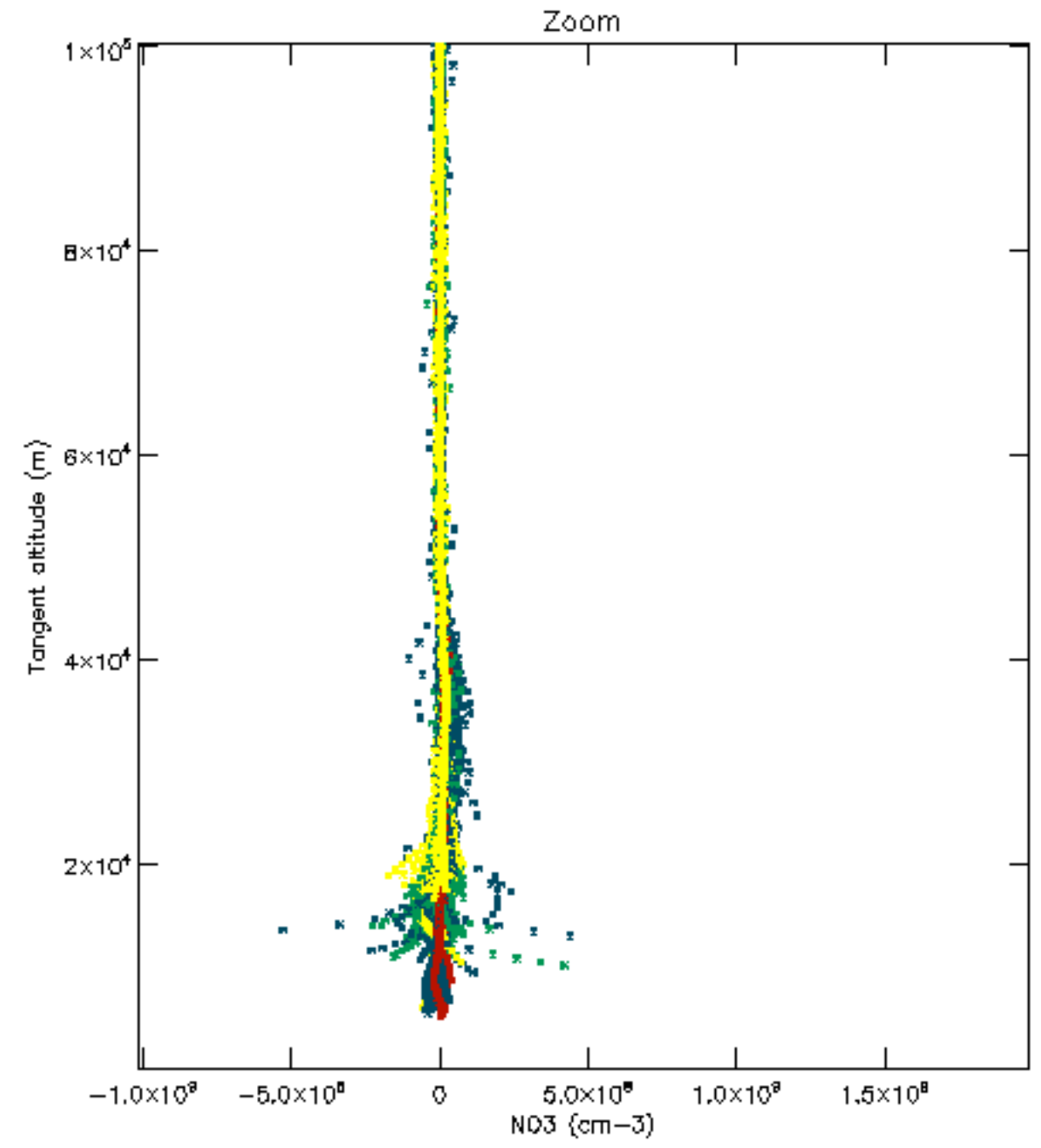
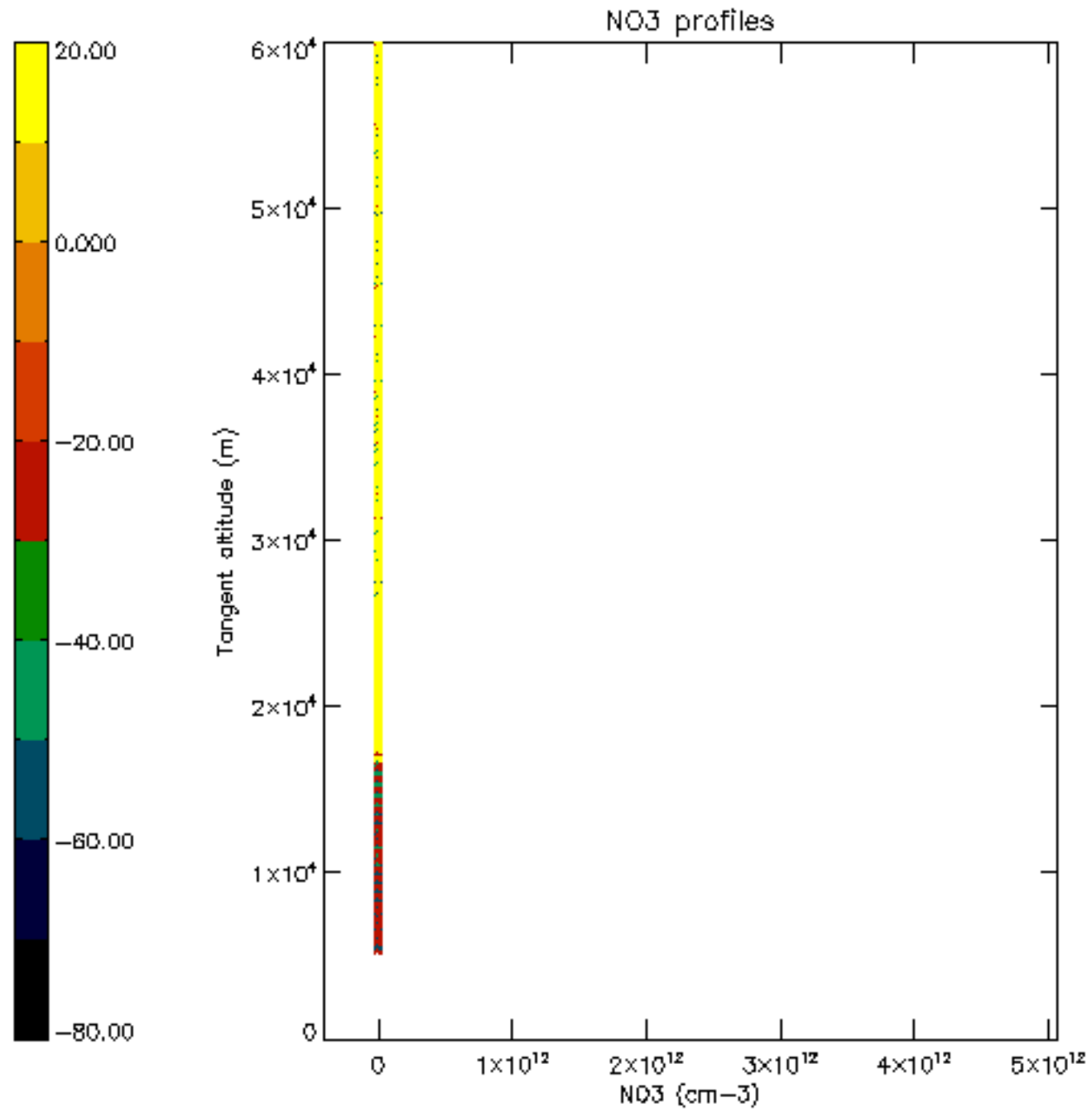


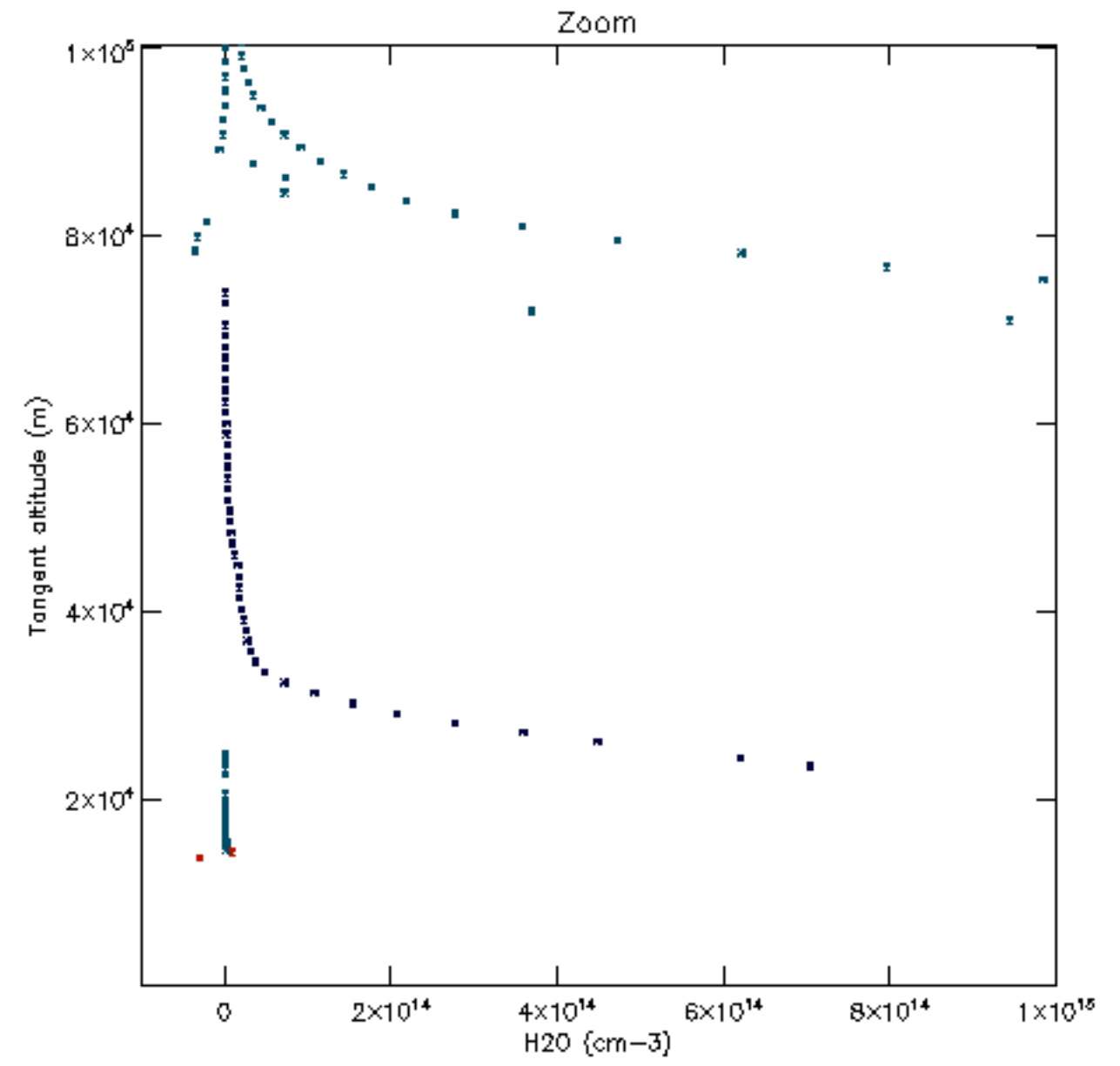
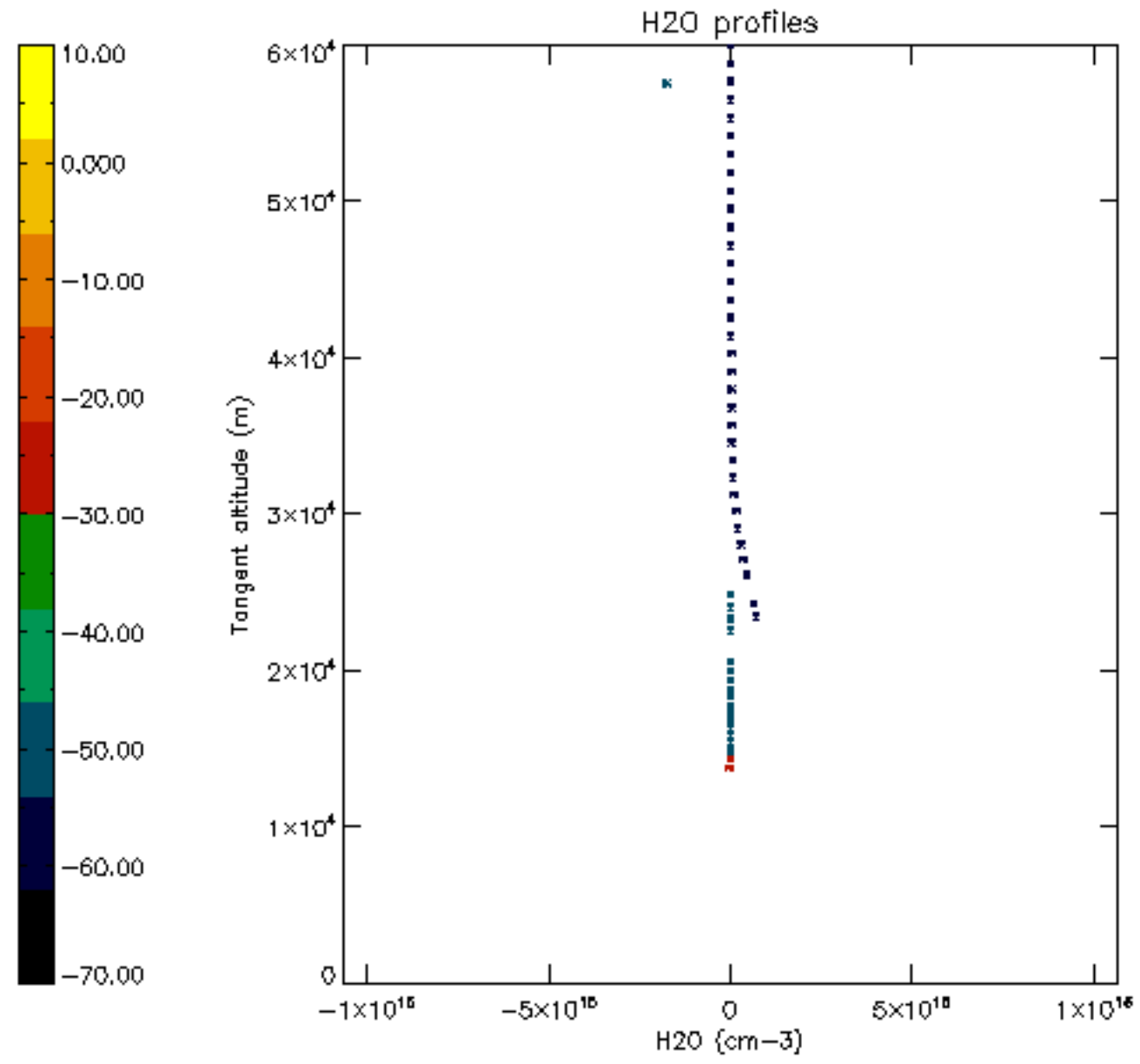




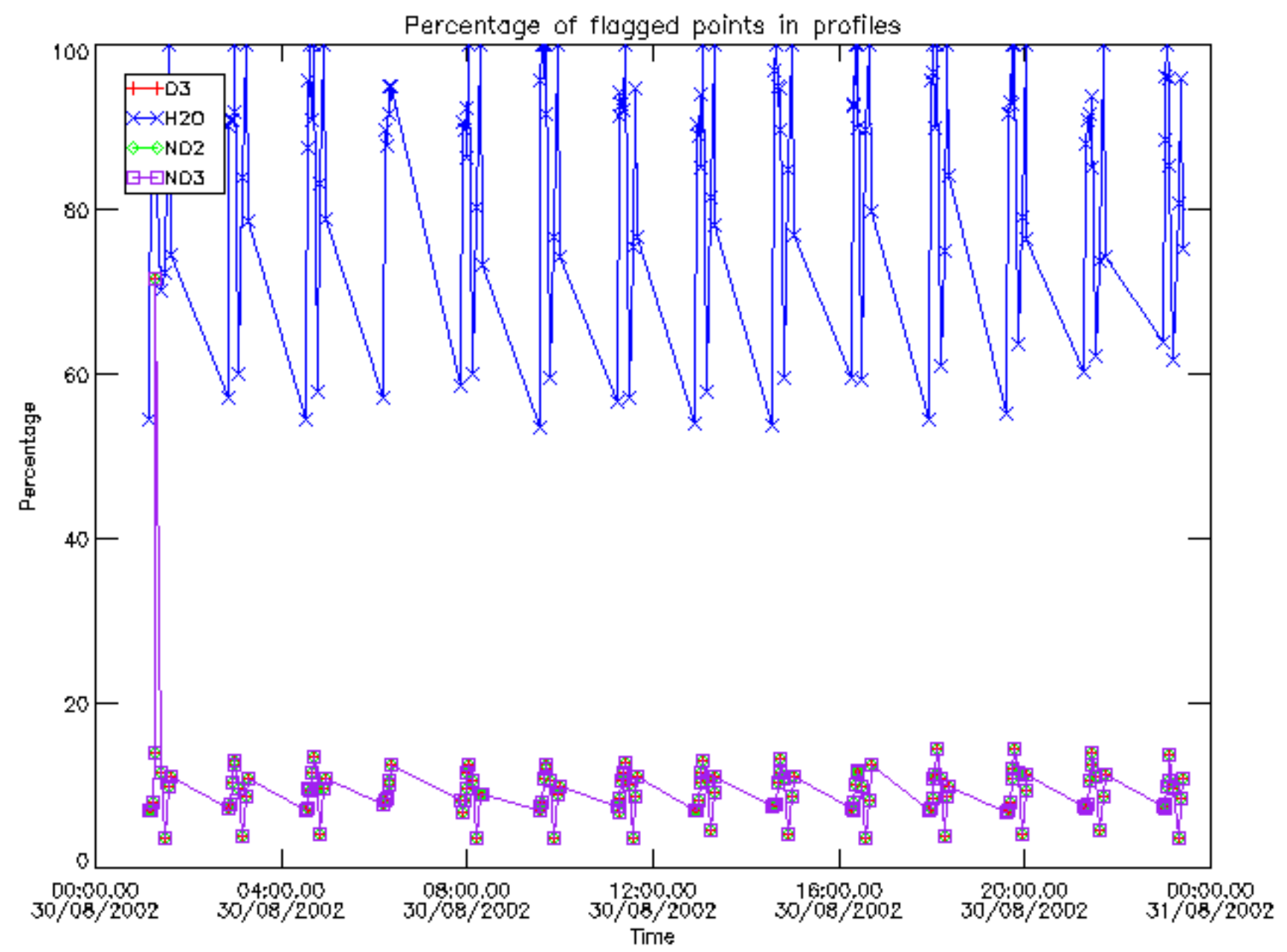




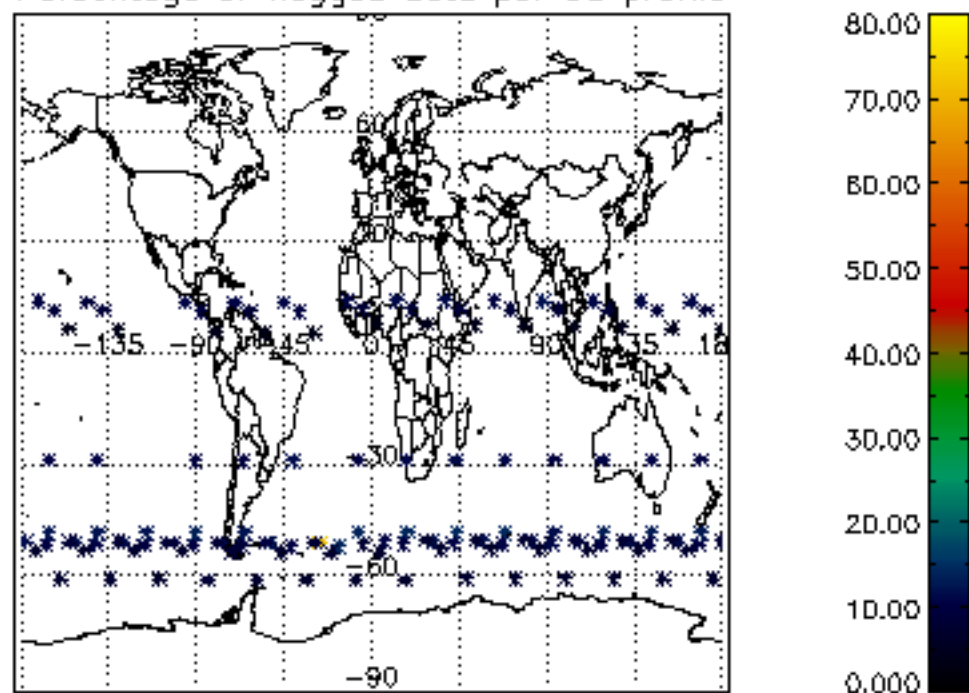




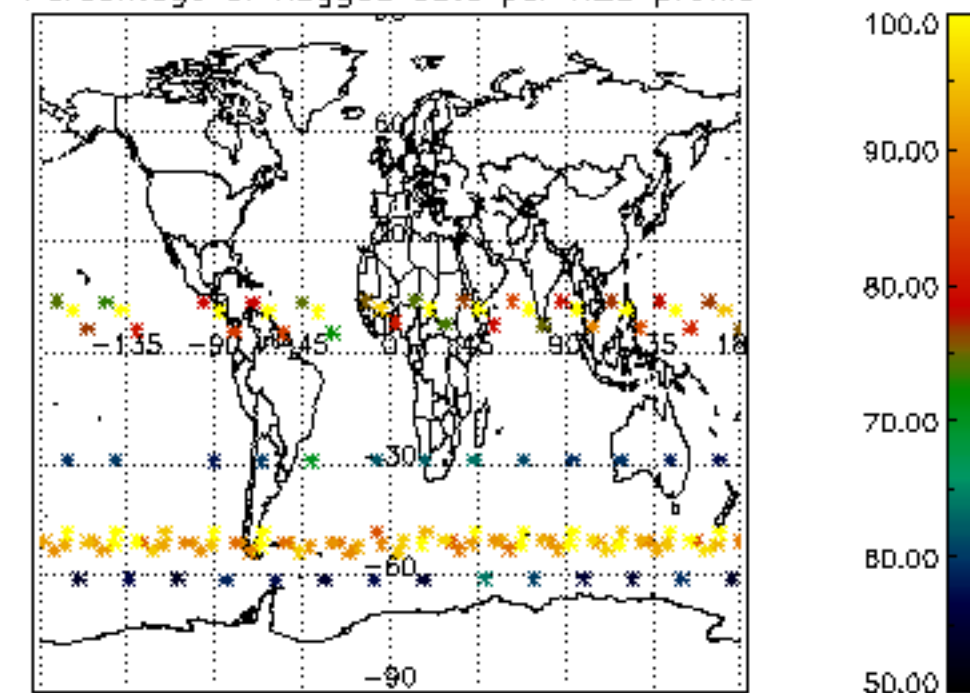




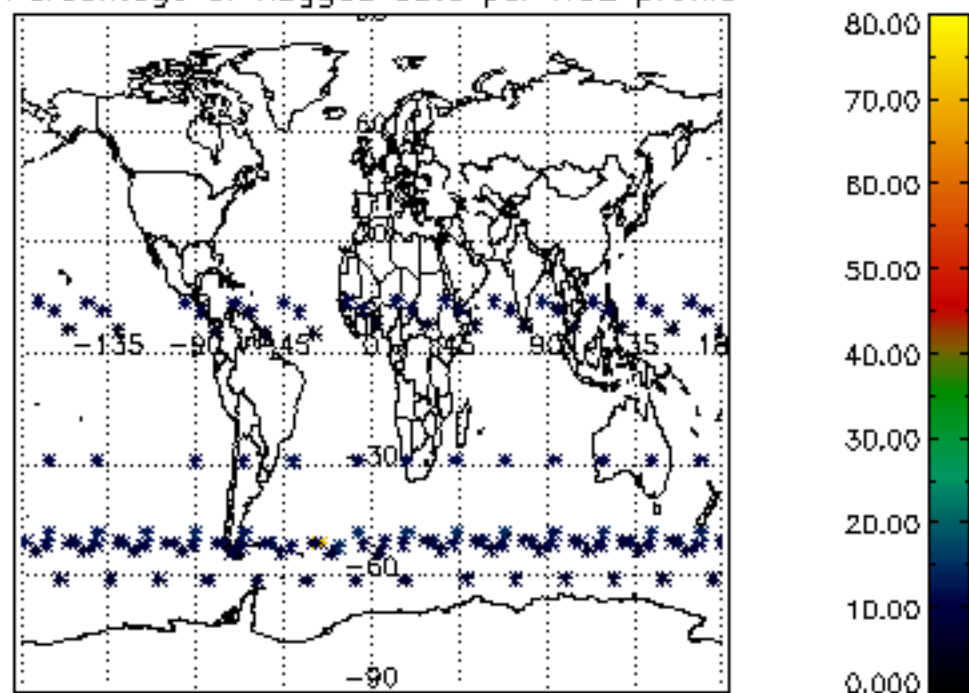
Percentage of flagged data per D3 profile



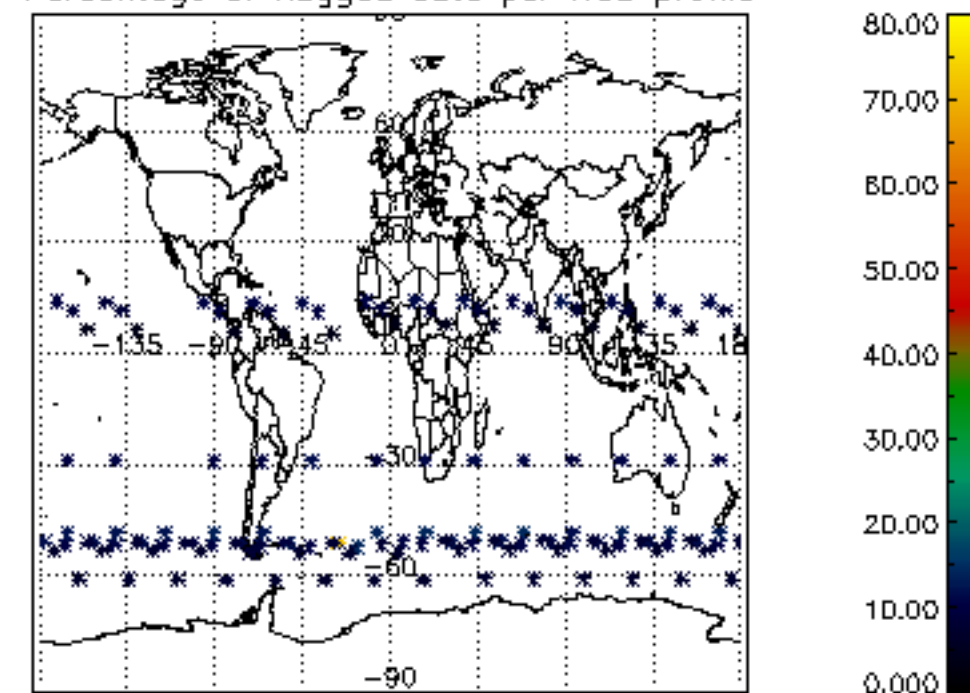
Percentage of flagged data per H2O profile

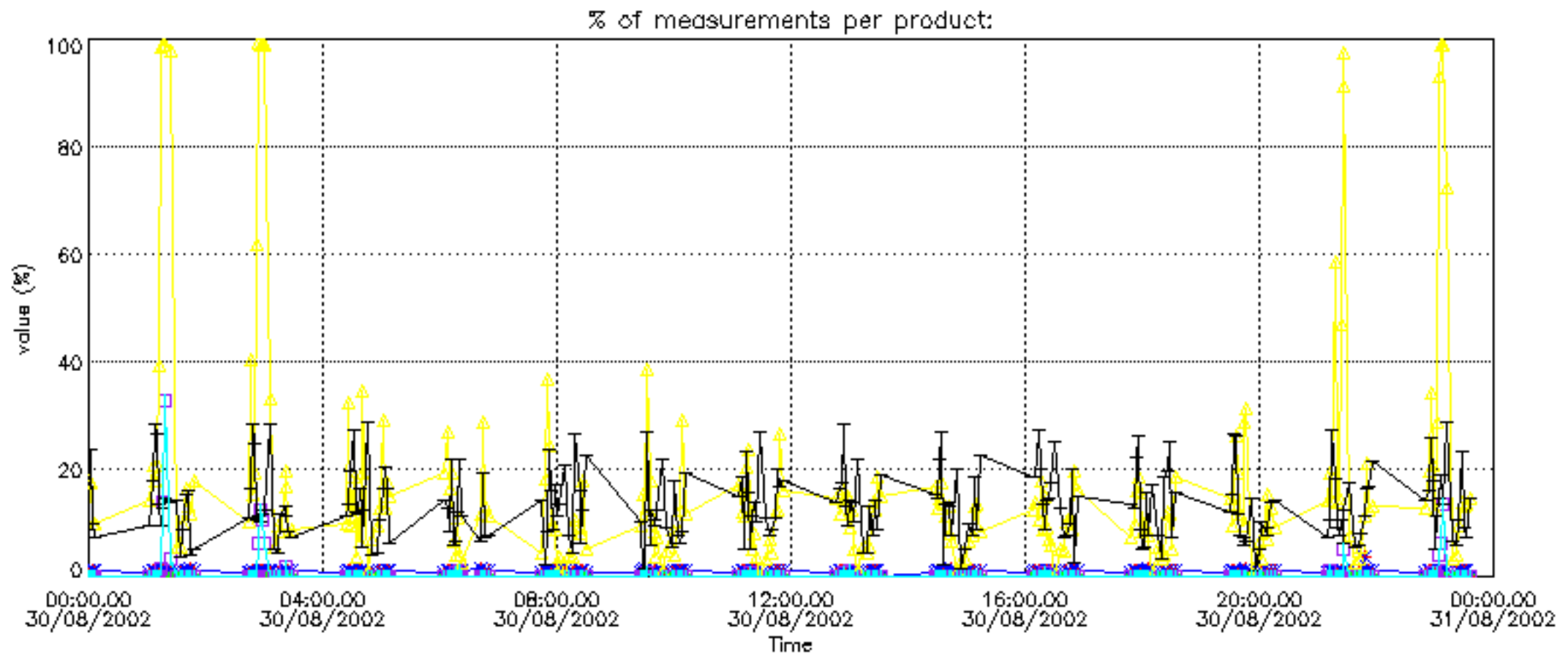


Percentage of flagged data per NO2 profile

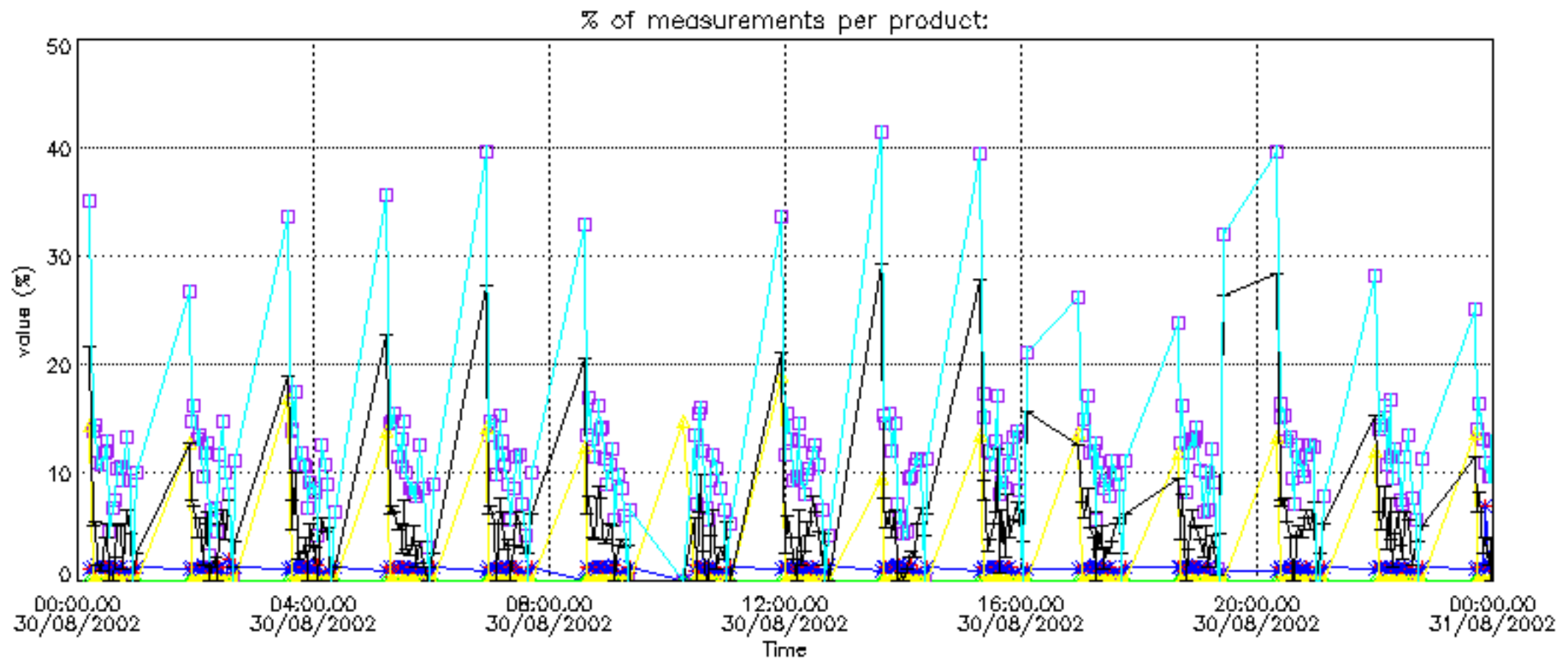


Percentage of flagged data per NO3 profile

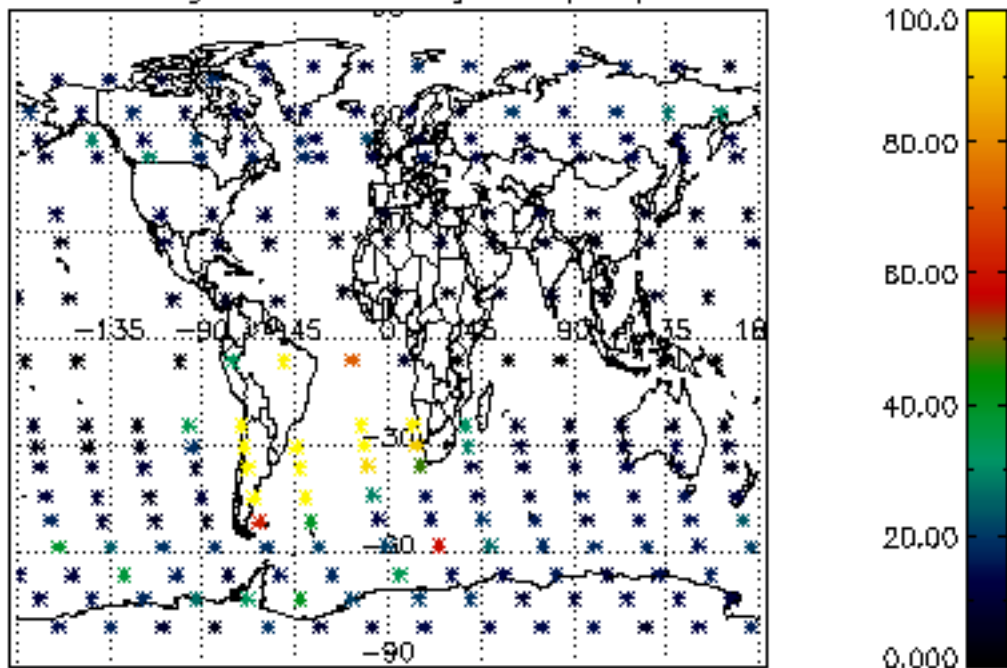




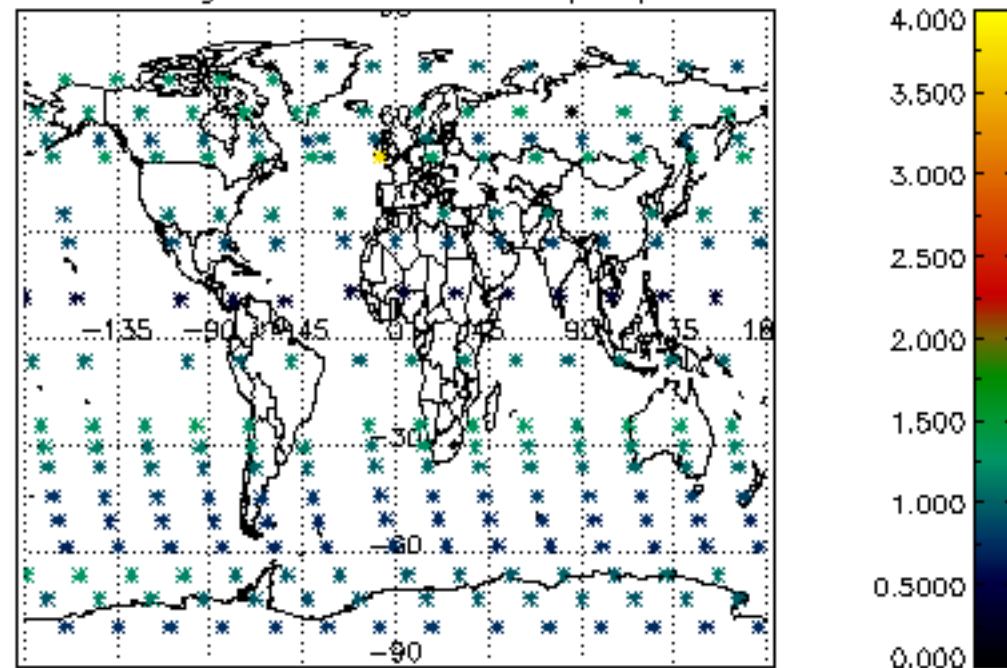




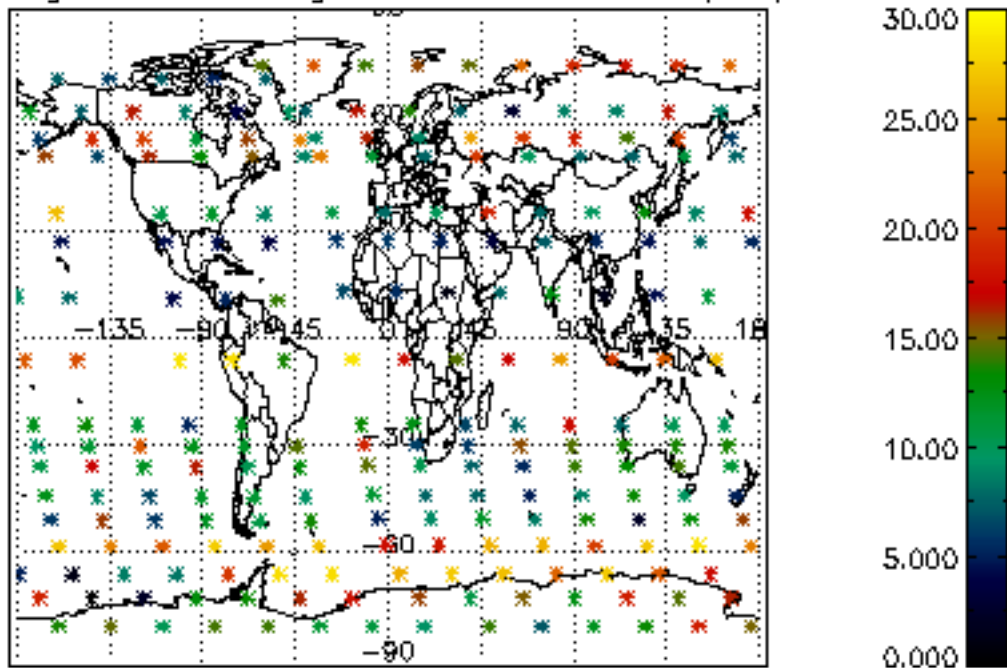
Percentage of cosmic ray hits per profile



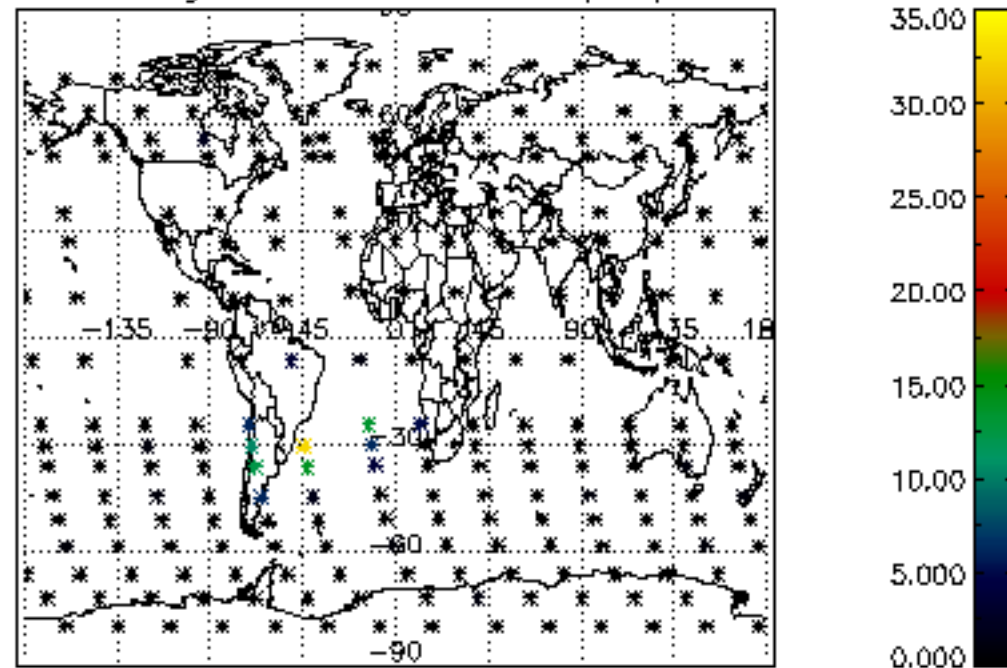
Percentage of datation errors per profile



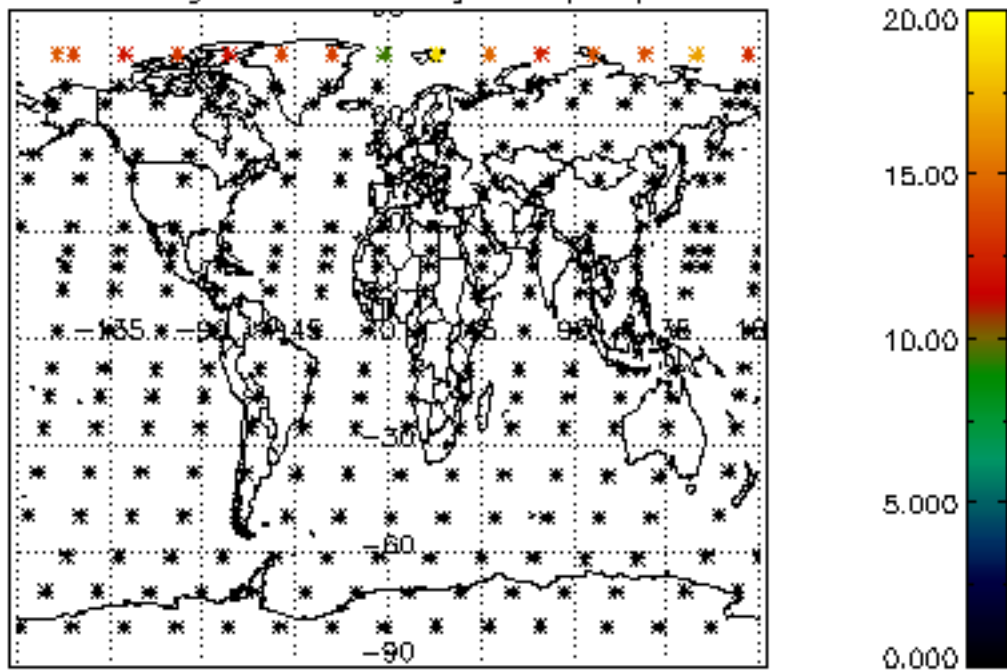
Percentage of star falling outside central band per profile



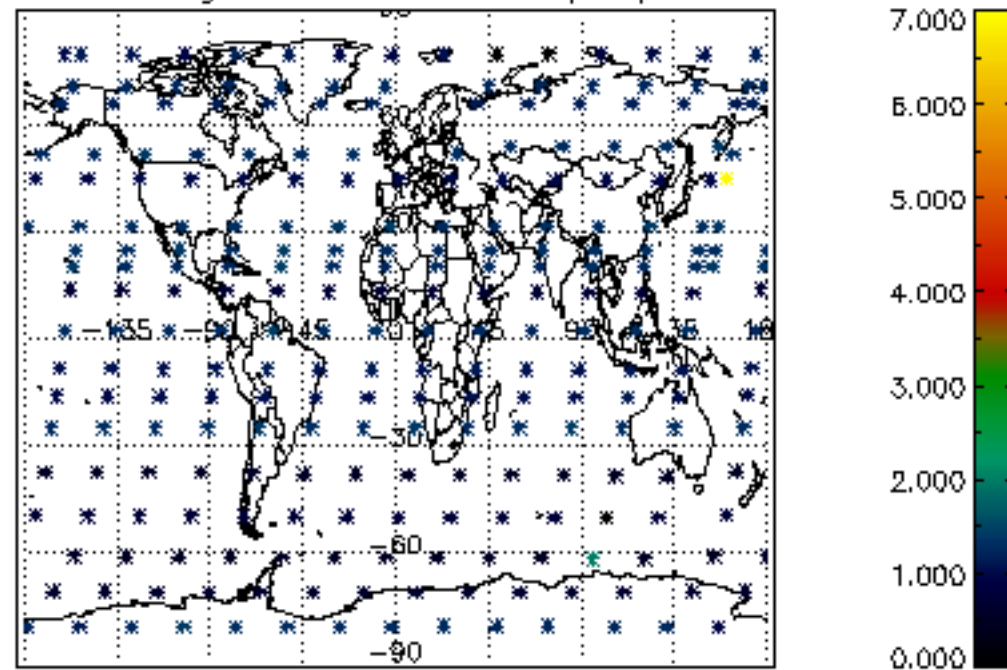
Percentage of saturation errors per profile



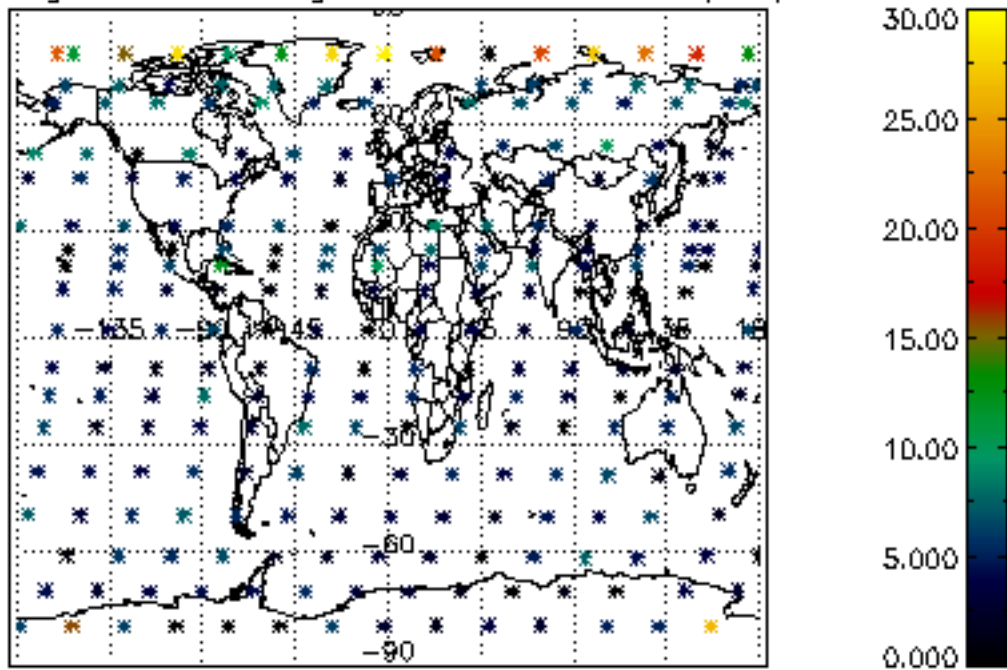
Percentage of cosmic ray hits per profile



Percentage of datation errors per profile



Percentage of star falling outside central band per profile



Percentage of saturation errors per profile

