

GOMOS Level 2 Daily Report

SUMMARY

[1. General Info](#)

[2. Summary of processed GOM_NL_2P products](#)

[3. Level 2 Quality information per product](#)

[3.1 Plot of level 2 quality information per product \(time dependant\)](#)

[3.2 Plot of level 2 quality information per product \(world map\)](#)

[4. Level 1 Quality information per product \(stored on level 2 products\)](#)

[4.1 Plot of level 1 quality information per product \(time dependant\)](#)

[4.1.1 Plot of level 1 quality information per product \(time dependant\): ASCENDING](#)

[4.1.2 Plot of level 1 quality information per product \(time dependant\): DESCENDING](#)

[4.2 Plot of level 1 quality information per product \(world map\)](#)

[4.2.1 Plot of level 1 quality information per product \(world map\): ASCENDING](#)

[4.2.2 Plot of level 1 quality information per product \(world map\): DESCENDING](#)

[5. Ozone profiles based on quality statistics and other trace gas profiles](#)

[5.1 Ozone statistics based on quality of products](#)

[5.2 Plot ozone profiles for all STD \(dark without errors\)](#)

[5.3 Plot ozone profiles where STD < 20% \(dark without errors\)](#)

[5.4. Plot ozone profiles where STD < 10% \(dark without errors\)](#)

[5.5. Plot ozone profiles where STD < 5% \(dark without errors\)](#)

[5.6 Plot NO2 profiles for all STD \(dark without errors\)](#)

[5.7 Plot NO3 profiles for all STD \(dark without errors\)](#)

[5.8 Plot H2O profiles \(only for occultations of stars 1,2,3,4,13,14,16,26,63 dark without errors\) for all STD](#)

[6. Auxiliary Data Files used for the production reported in section 2](#)

This report presents the daily analysis on parameters extracted from GOMOS level 2 data (GOM_NL__2P). It is intended to monitor some important parameters that will impact the quality of these products. A list of level 2 products (and content) that have arrived during the reporting day to the PCF is also given.

Item	Value
Time of report generation	17APR2013 17:32:40
Data source version	GOMOS/6.01
Start time of products	25-04-2002 (25APR2002 00:00:00)
Stop time of products	26-04-2002 (26APR2002 00:00:00)
Store outputs in DB	Yes
Nb of level 2 prods	152
Nb of prods with errors	1

2. Summary of processed GOM_NL__2P products.

Nr	Filename	UTC Start time	Limb	Duration	Star Id	Star Name	Star Mag	Star Temp	Nb Meas	Orbit	Prod. error
1	GOM_NL__2PRFIN20020425_000008_00000612005_00231_00786_0809.N1	25-APR-2002 00:00:08	Twilight	61.000	80	7Del Sco	2.3160	30000.	122	786	No
2	GOM_NL__2PRFIN20020425_000213_00000382005_00231_00786_0810.N1	25-APR-2002 00:02:13	Twilight	37.500	169	46Gam Hya	2.9910	4700.0	75	786	No
3	GOM_NL__2PRFIN20020425_000337_00000432005_00231_00786_0811.N1	25-APR-2002 00:03:37	Bright	42.500	122	9Alp2Lib	2.7470	9700.0	85	786	No
4	GOM_NL__2PRFIN20020425_000538_00000372005_00231_00786_0812.N1	25-APR-2002 00:05:38	Bright	37.000	15	67Alp Vir	0.97600	28000.	74	786	No
5	GOM_NL__2PRFIN20020425_000730_000001152005_00231_00786_0813.N1	25-APR-2002 00:07:30	Bright	114.50	98	13Zet Oph	2.5710	30000.	229	786	No
6	GOM_NL__2PRFIN20020425_001208_00000332005_00231_00786_0814.N1	25-APR-2002 00:12:08	Bright	33.000	138	47Eps Vir	2.8280	4700.0	66	786	No
7	GOM_NL__2PRFIN20020425_001335_00000322005_00231_00786_0815.N1	25-APR-2002 00:13:35	Bright	31.500	62	94Bet Leo	2.1360	9700.0	63	786	No
8	GOM_NL__2PRFIN20020425_001547_00000322005_00231_00786_0816.N1	25-APR-2002 00:15:47	Bright	31.500	96	68Del Leo	2.5600	9300.0	63	786	No
9	GOM_NL__2PRFIN20020425_001907_00000462005_00231_00786_0817.N1	25-APR-2002 00:19:07	Bright	45.500	83		2.3780	11000.	91	786	No
10	GOM_NL__2PRFIN20020425_002351_00000352005_00231_00786_0818.N1	25-APR-2002 00:23:51	Bright	34.500	39	85Eta UMa	1.8540	24000.	69	786	No
11	GOM_NL__2PRFIN20020425_002530_00000322005_00231_00786_0819.N1	25-APR-2002 00:25:30	Bright	32.000	82	48Bet UMa	2.3650	10600.	64	786	No
12	GOM_NL__2PRFIN20020425_002653_00000352005_00231_00786_0820.N1	25-APR-2002 00:26:53	Bright	35.000	36	50Alp UMa	1.8000	6300.0	70	786	No
13	GOM_NL__2PRFIN20020425_003439_00000332005_00231_00786_0821.N1	25-APR-2002 00:34:39	Bright	33.000	49	1Alp UMi	1.9900	6300.0	66	786	No
14	GOM_NL__2PRFIN20020425_003710_00000592005_00231_00786_0822.N1	25-APR-2002 00:37:10	Bright	58.500	69	33Gam Dra	2.2310	3800.0	117	786	No
15	GOM_NL__2PRFIN20020425_004228_00000352005_00231_00786_0823.N1	25-APR-2002 00:42:28	Bright	34.500	76	27Gam Cas	2.3000	30000.	69	786	No
16	GOM_NL__2PRFIN20020425_004345_00000322005_00231_00786_0824.N1	25-APR-2002 00:43:45	Bright	32.000	68	18Alp Cas	2.2250	4500.0	64	786	No
17	GOM_NL__2PRFIN20020425_004554_000001392005_00231_00786_0825.N1	25-APR-2002 00:45:54	Bright	139.00	5	3Alp Lyr	0.033000	11000.	278	786	No
18	GOM_NL__2PRFIN20020425_005144_00000592005_00231_00786_0826.N1	25-APR-2002 00:51:44	Twilight	59.000	92	53Eps Cyg	2.5000	4500.0	118	786	No
19	GOM_NL__2PRFIN20020425_005624_00000392005_00231_00786_0827.N1	25-APR-2002 00:56:24	Twilight	38.500	90	54Alp Peg	2.4870	11000.	77	786	No
20	GOM_NL__2PRFIN20020425_010005_00000562005_00231_00786_0828.N1	25-APR-2002 01:00:05	Dark	55.500	61	8Eps Peg	2.1000	3900.0	111	786	No
21	GOM_NL__2PRFIN20020425_010233_00000462005_00231_00786_0829.N1	25-APR-2002 01:02:33	Dark	46.000	162	34Alp Aqr	2.9440	5350.0	92	786	No
22	GOM_NL__2PRFIN20020425_010544_00000542005_00231_00786_0830.N1	25-APR-2002 01:05:44	Dark	53.500	154	22Bet Aqr	2.8990	5700.0	107	786	No
23	GOM_NL__2PRFIN20020425_010859_00000422005_00231_00786_0831.N1	25-APR-2002 01:08:59	Dark	41.500	18	24Alp PsA	1.1660	9700.0	83	786	No
24	GOM_NL__2PRFIN20020425_011439_00000422005_00231_00786_0832.N1	25-APR-2002 01:14:39	Dark	42.000	31	Alp Gru	1.7340	15200.	84	786	No
25	GOM_NL__2PRFIN20020425_011732_00000352005_00231_00786_0833.N1	25-APR-2002 01:17:32	Dark	35.000	148	Alp Tuc	2.8780	4100.0	70	786	No
26	GOM_NL__2PRFIN20020425_011958_00000372005_00232_00787_0819.N1	25-APR-2002 01:19:58	Dark	37.000	45	Alp Pav	1.9400	26000.	74	787	No
27	GOM_NL__2PRFIN20020425_012416_00000632005_00232_00787_0820.N1	25-APR-2002 01:24:16	Dark	62.500	103	38Zet Sgr	2.6000	9700.0	125	787	No
28	GOM_NL__2PRFIN20020425_012656_00000352005_00232_00787_0821.N1	25-APR-2002 01:26:56	Dark	35.000	43	Alp TrA	1.9100	4250.0	70	787	No
29	GOM_NL__2PRFIN20020425_012850_00000342005_00232_00787_0822.N1	25-APR-2002 01:28:50	Straylight	33.500	145	Gam TrA	2.8720	10600.	67	787	No
30	GOM_NL__2PRFIN20020425_013035_00000342005_00232_00787_0823.N1	25-APR-2002 01:30:35	Straylight	33.500	112	Alp Mus	2.6880	26000.	67	787	No
31	GOM_NL__2PRFIN20020425_013202_00000432005_00232_00787_0824.N1	25-APR-2002 01:32:02	Straylight	43.000	10	Bet Cen	0.61000	28000.	86	787	No
32	GOM_NL__2PRFIN20020425_013411_00000352005_00232_00787_0825.N1	25-APR-2002 01:34:11	Straylight	34.500	77	Eps Cen	2.3030	28000.	69	787	No
33	GOM_NL__2PRFIN20020425_013535_00000352005_00232_00787_0826.N1	25-APR-2002 01:35:35	Straylight	35.000	95	Zet Cen	2.5450	26000.	70	787	No
34	GOM_NL__2PRFIN20020425_013707_00000572005_00232_00787_0827.N1	25-APR-2002 01:37:07	Straylight	57.000	136	23Tau Sco	2.8220	30000.	114	787	No
35	GOM_NL__2PRFIN20020425_013850_00000592005_00232_00787_0828.N1	25-APR-2002 01:38:50	Twilight	59.000	156	20Sig Sco	2.9030	28000.	118	787	No
36	GOM_NL__2PRFIN20020425_014044_00000642005_00232_00787_0829.N1	25-APR-2002 01:40:44	Twilight	63.500	80	7Del Sco	2.3160	30000.	127	787	No
37	GOM_NL__2PRFIN20020425_014249_00000372005_00232_00787_0830.N1	25-APR-2002 01:42:49	Twilight	37.000	169	46Gam Hya	2.9910	4700.0	74	787	No
38	GOM_NL__2PRFIN20020425_014414_00000482005_00232_00787_0831.N1	25-APR-2002 01:44:14	Bright	47.500	122	9Alp2Lib	2.7470	9700.0	95	787	No
39	GOM_NL__2PRFIN20020425_014614_00000372005_00232_00787_0832.N1	25-APR-2002 01:46:14	Bright	36.500	15	67Alp Vir	0.97600	28000.	73	787	No
40	GOM_NL__2PRFIN20020425_014805_000001122005_00232_00787_0833.N1	25-APR-2002 01:48:05	Bright	112.00	98	13Zet Oph	2.5710	30000.	224	787	No
41	GOM_NL__2PRFIN20020425_015244_00000332005_00232_00787_0834.N1	25-APR-2002 01:52:44	Bright	33.000	138	47Eps Vir	2.8280	4700.0	66	787	No
42	GOM_NL__2PRFIN20020425_015411_00000322005_00232_00787_0835.N1	25-APR-2002 01:54:11	Bright	32.000	62	94Bet Leo	2.1360	9700.0	64	787	No

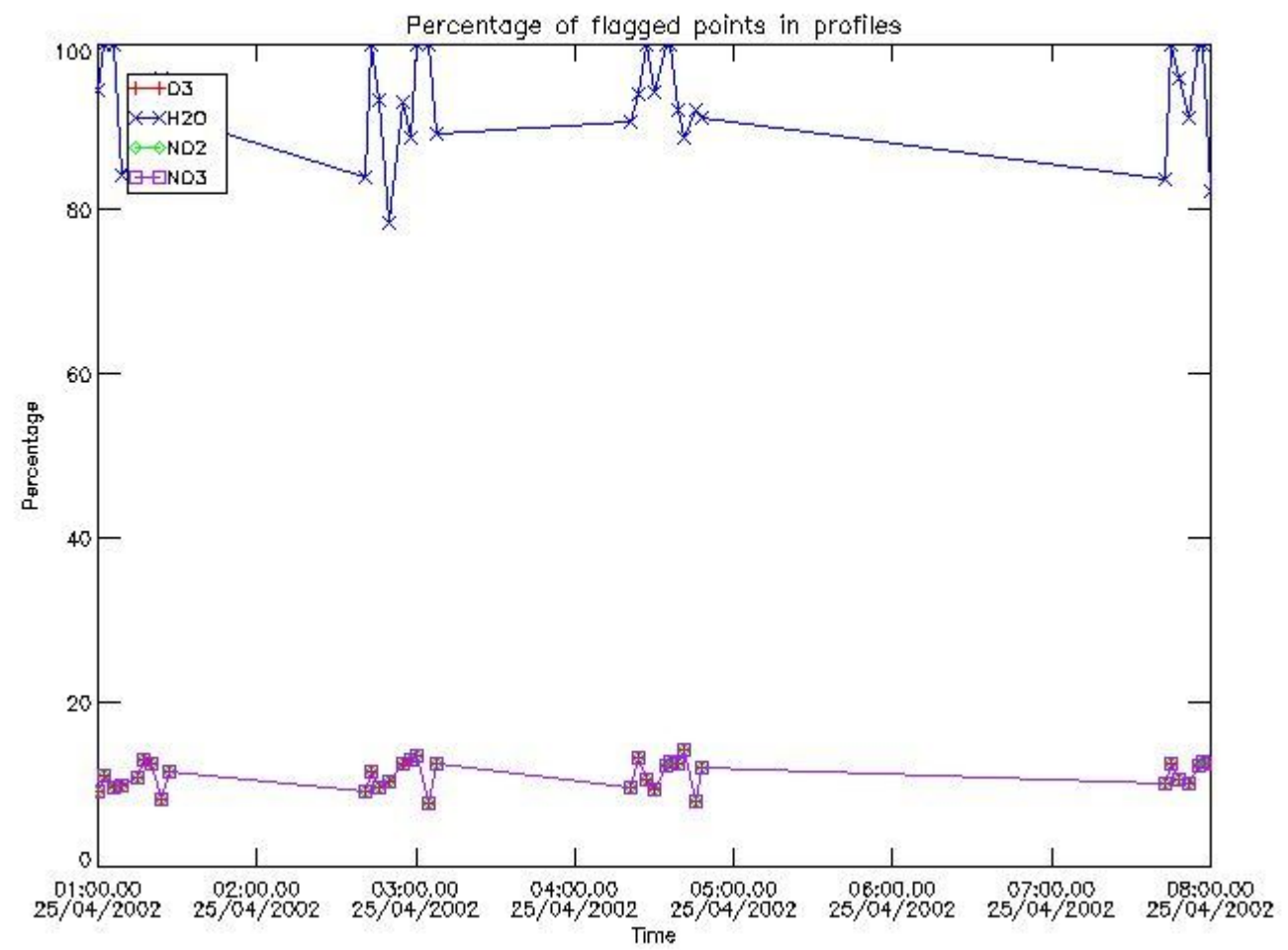
43	GOM_NL__2PRFIN20020425_015624_000000332005_00232_00787_0836.N1	25-APR-2002 01:56:24	Bright	33.000	96	68Del Leo	2.5600	9300.0	66	787	No
44	GOM_NL__2PRFIN20020425_015942_000000442005_00232_00787_0837.N1	25-APR-2002 01:59:42	Bright	43.500	83		2.3780	11000.	87	787	No
45	GOM_NL__2PRFIN20020425_020235_000000392005_00232_00787_0838.N1	25-APR-2002 02:02:35	Bright	39.000	180	27Gam Boo	3.0400	8000.0	78	787	No
46	GOM_NL__2PRFIN20020425_020426_000000342005_00232_00787_0839.N1	25-APR-2002 02:04:26	Bright	34.000	39	85Eta UMa	1.8540	24000.	68	787	No
47	GOM_NL__2PRFIN20020425_020606_000000312005_00232_00787_0840.N1	25-APR-2002 02:06:06	Bright	31.000	82	48Bet UMa	2.3650	10600.	62	787	No
48	GOM_NL__2PRFIN20020425_020729_000000302005_00232_00787_0841.N1	25-APR-2002 02:07:29	Bright	30.000	36	50Alp UMa	1.8000	6300.0	60	787	No
49	GOM_NL__2PRFIN20020425_021219_000000412005_00232_00787_0842.N1	25-APR-2002 02:12:19	Bright	40.500	119	14Eta Dra	2.7270	4700.0	81	787	No
50	GOM_NL__2PRFIN20020425_021515_000000332005_00232_00787_0843.N1	25-APR-2002 02:15:15	Bright	32.500	49	1Alp UMi	1.9900	6300.0	65	787	No
51	GOM_NL__2PRFIN20020425_021745_000000592005_00232_00787_0844.N1	25-APR-2002 02:17:45	Bright	58.500	69	33Gam Dra	2.2310	3800.0	117	787	No
52	GOM_NL__2PRFIN20020425_022304_000000482005_00232_00787_0845.N1	25-APR-2002 02:23:04	Bright	48.000	76	27Gam Cas	2.3000	30000.	96	787	No
53	GOM_NL__2PRFIN20020425_022421_000000402005_00232_00787_0846.N1	25-APR-2002 02:24:21	Bright	39.500	68	18Alp Cas	2.2250	4500.0	79	787	No
54	GOM_NL__2PRFIN20020425_022629_000001342005_00232_00787_0847.N1	25-APR-2002 02:26:29	Bright	133.50	5	3Alp Lyr	0.033000	11000.	267	787	No
55	GOM_NL__2PRFIN20020425_023220_000000632005_00232_00787_0848.N1	25-APR-2002 02:32:20	Tw_i_and_stray	63.000	92	53Eps Cyg	2.5000	4500.0	126	787	No
56	GOM_NL__2PRFIN20020425_023700_000000412005_00232_00787_0849.N1	25-APR-2002 02:37:00	Tw_i_and_stray	40.500	90	54Alp Peg	2.4870	11000.	81	787	No
57	GOM_NL__2PRFIN20020425_024042_000000562005_00232_00787_0850.N1	25-APR-2002 02:40:42	Dark	56.000	61	8Eps Peg	2.1000	3900.0	112	787	No
58	GOM_NL__2PRFIN20020425_024309_000000452005_00232_00787_0851.N1	25-APR-2002 02:43:09	Dark	44.500	162	34Alp Aqr	2.9440	5350.0	89	787	No
59	GOM_NL__2PRFIN20020425_024621_000000532005_00232_00787_0852.N1	25-APR-2002 02:46:21	Dark	52.500	154	22Bet Aqr	2.8990	5700.0	105	787	No
60	GOM_NL__2PRFIN20020425_024936_000000402005_00232_00787_0853.N1	25-APR-2002 02:49:36	Dark	39.500	18	24Alp PsA	1.1660	9700.0	79	787	No
61	GOM_NL__2PRFIN20020425_025515_000000372005_00232_00787_0854.N1	25-APR-2002 02:55:15	Dark	36.500	31	Alp Gru	1.7340	15200.	73	787	No
62	GOM_NL__2PRFIN20020425_025808_000000362005_00232_00787_0855.N1	25-APR-2002 02:58:08	Dark	35.500	148	Alp Tuc	2.8780	4100.0	71	787	No
63	GOM_NL__2PRFIN20020425_030034_000000382005_00233_00788_0820.N1	25-APR-2002 03:00:34	Dark	37.500	45	Alp Pav	1.9400	26000.	75	788	No
64	GOM_NL__2PRFIN20020425_030454_000000672005_00233_00788_0821.N1	25-APR-2002 03:04:54	Dark	66.500	103	38Zet Sgr	2.6000	9700.0	133	788	No
65	GOM_NL__2PRFIN20020425_030733_000000372005_00233_00788_0822.N1	25-APR-2002 03:07:33	Dark	37.000	43	Alp TrA	1.9100	4250.0	74	788	No
66	GOM_NL__2PRFIN20020425_030926_000000332005_00233_00788_0823.N1	25-APR-2002 03:09:26	Straylight	33.000	145	Gam TrA	2.8720	10600.	66	788	No
67	GOM_NL__2PRFIN20020425_031111_000000342005_00233_00788_0824.N1	25-APR-2002 03:11:11	Straylight	33.500	112	Alp Mus	2.6880	26000.	67	788	No
68	GOM_NL__2PRFIN20020425_031238_000000392005_00233_00788_0825.N1	25-APR-2002 03:12:38	Straylight	38.500	10	Bet Cen	0.61000	28000.	77	788	No
69	GOM_NL__2PRFIN20020425_031447_000000352005_00233_00788_0826.N1	25-APR-2002 03:14:47	Straylight	35.000	77	Eps Cen	2.3030	28000.	70	788	No
70	GOM_NL__2PRFIN20020425_031611_000000342005_00233_00788_0827.N1	25-APR-2002 03:16:11	Straylight	34.000	95	Zet Cen	2.5450	26000.	68	788	No
71	GOM_NL__2PRFIN20020425_031743_000000592005_00233_00788_0828.N1	25-APR-2002 03:17:43	Straylight	58.500	136	23Tau Sco	2.8220	30000.	117	788	No
72	GOM_NL__2PRFIN20020425_031926_000000562005_00233_00788_0829.N1	25-APR-2002 03:19:26	Tw_i_and_stray	56.000	156	20Sig Sco	2.9030	28000.	112	788	No
73	GOM_NL__2PRFIN20020425_032121_000000622005_00233_00788_0830.N1	25-APR-2002 03:21:21	Tw_i_and_stray	62.000	80	7Del Sco	2.3160	30000.	124	788	No
74	GOM_NL__2PRFIN20020425_032325_000000372005_00233_00788_0831.N1	25-APR-2002 03:23:25	Tw_i_and_stray	37.000	169	46Gam Hya	2.9910	4700.0	74	788	No
75	GOM_NL__2PRFIN20020425_032449_000000412005_00233_00788_0832.N1	25-APR-2002 03:24:49	Bright	41.000	122	9Alp2Lib	2.7470	9700.0	82	788	No
76	GOM_NL__2PRFIN20020425_032650_000000372005_00233_00788_0833.N1	25-APR-2002 03:26:50	Bright	37.000	15	67Alp Vir	0.97600	28000.	74	788	No
77	GOM_NL__2PRFIN20020425_032840_000001122005_00233_00788_0834.N1	25-APR-2002 03:28:40	Bright	111.50	98	13Zet Oph	2.5710	30000.	223	788	No
78	GOM_NL__2PRFIN20020425_033320_000000332005_00233_00788_0835.N1	25-APR-2002 03:33:20	Bright	33.000	138	47Eps Vir	2.8280	4700.0	66	788	No
79	GOM_NL__2PRFIN20020425_033448_000000322005_00233_00788_0836.N1	25-APR-2002 03:34:48	Bright	32.000	62	94Bet Leo	2.1360	9700.0	64	788	No
80	GOM_NL__2PRFIN20020425_033700_000000332005_00233_00788_0837.N1	25-APR-2002 03:37:00	Bright	32.500	96	68Del Leo	2.5600	9300.0	65	788	No
81	GOM_NL__2PRFIN20020425_034018_000000462005_00233_00788_0838.N1	25-APR-2002 03:40:18	Bright	46.000	83		2.3780	11000.	92	788	No
82	GOM_NL__2PRFIN20020425_034502_000000362005_00233_00788_0839.N1	25-APR-2002 03:45:02	Bright	36.000	39	85Eta UMa	1.8540	24000.	72	788	No
83	GOM_NL__2PRFIN20020425_034642_000000322005_00233_00788_0840.N1	25-APR-2002 03:46:42	Bright	32.000	82	48Bet UMa	2.3650	10600.	64	788	No
84	GOM_NL__2PRFIN20020425_034805_000000322005_00233_00788_0841.N1	25-APR-2002 03:48:05	Bright	32.000	36	50Alp UMa	1.8000	6300.0	64	788	No
85	GOM_NL__2PRFIN20020425_035254_000000372005_00233_00788_0842.N1	25-APR-2002 03:52:54	Bright	36.500	119	14Eta Dra	2.7270	4700.0	73	788	No
86	GOM_NL__2PRFIN20020425_035551_000000302005_00233_00788_0843.N1	25-APR-2002 03:55:51	Bright	29.500	49	1Alp UMi	1.9900	6300.0	59	788	No
87	GOM_NL__2PRFIN20020425_035820_000000592005_00233_00788_0844.N1	25-APR-2002 03:58:20	Bright	58.500	69	33Gam Dra	2.2310	3800.0	117	788	No
88	GOM_NL__2PRFIN20020425_040340_000000302005_00233_00788_0845.N1	25-APR-2002 04:03:40	Bright	30.000	76	27Gam Cas	2.3000	30000.	60	788	No
89	GOM_NL__2PRFIN20020425_040458_000000312005_00233_00788_0846.N1	25-APR-2002 04:04:58	Bright	30.500	68	18Alp Cas	2.2250	4500.0	61	788	No
90	GOM_NL__2PRFIN20020425_040704_000001242005_00233_00788_0847.N1	25-APR-2002 04:07:04	Bright	123.50	5	3Alp Lyr	0.033000	11000.	247	788	No
91	GOM_NL__2PRFIN20020425_041256_000000622005_00233_00788_0848.N1	25-APR-2002 04:12:56	Tw_i_and_stray	62.000	92	53Eps Cyg	2.5000	4500.0	124	788	No
92	GOM_NL__2PRFIN20020425_041736_000000382005_00233_00788_0849.N1	25-APR-2002 04:17:36	Tw_i_and_stray	38.000	90	54Alp Peg	2.4870	11000.	76	788	No
93	GOM_NL__2PRFIN20020425_042119_000000532005_00233_00788_0850.N1	25-APR-2002 04:21:19	Dark	53.000	61	8Eps Peg	2.1000	3900.0	106	788	No
94	GOM_NL__2PRFIN20020425_042346_000000432005_00233_00788_0851.N1	25-APR-2002 04:23:46	Dark	42.500	162	34Alp Aqr	2.9440	5350.0	85	788	No
95	GOM_NL__2PRFIN20020425_042658_000000492005_00233_00788_0852.N1	25-APR-2002 04:26:58	Dark	48.500	154	22Bet Aqr	2.8990	5700.0	97	788	No
96	GOM_NL__2PRFIN20020425_043012_000000442005_00233_00788_0853.N1	25-APR-2002 04:30:12	Dark	43.500	18	24Alp PsA	1.1660	9700.0	87	788	No
97	GOM_NL__2PRFIN20020425_043406_000000382005_00233_00788_0854.N1	25-APR-2002 04:34:06	Dark	37.500	172	Gam Gru	3.0030	13100.	75	788	No
98	GOM_NL__2PRFIN20020425_043551_000000362005_00233_00788_0855.N1	25-APR-2002 04:35:51	Dark	36.000	31	Alp Gru	1.7340	15200.	72	788	No
99	GOM_NL__2PRFIN20020425_043844_000000452005_00233_00788_0856.N1	25-APR-2002 04:38:44	Dark	44.500	148	Alp Tuc	2.8780	4100.0	89	788	No
100	GOM_NL__2PRFIN20020425_044111_000000362005_00234_00789_0820.N1	25-APR-2002 04:41:11	Dark	36.000	45	Alp Pav	1.9400	26000.	72	789	No
101	GOM_NL__2PRFIN20020425_044532_000000642005_00234_00789_0821.N1	25-APR-2002 04:45:32	Dark	64.000	103	38Zet Sgr	2.6000	9700.0	128	789	No

102	GOM_NL__2PRFIN20020425_044809_000000342005_00234_00789_0822.N1	25-APR-2002 04:48:09	Dark	34.000	43	Alp TrA	1.9100	4250.0	68	789	No
103	GOM_NL__2PRFIN20020425_045003_000000342005_00234_00789_0823.N1	25-APR-2002 04:50:03	Straylight	33.500	145	Gam TrA	2.8720	10600.	67	789	No
104	GOM_NL__2PRFIN20020425_045147_000000342005_00234_00789_0824.N1	25-APR-2002 04:51:47	Straylight	33.500	112	Alp Mus	2.6880	26000.	67	789	No
105	GOM_NL__2PRFIN20020425_045314_000000392005_00234_00789_0825.N1	25-APR-2002 04:53:14	Straylight	39.000	10	Bet Cen	0.61000	28000.	78	789	No
106	GOM_NL__2PRFIN20020425_045523_000000362005_00234_00789_0826.N1	25-APR-2002 04:55:23	Straylight	35.500	77	Eps Cen	2.3030	28000.	71	789	No
107	GOM_NL__2PRFIN20020425_045647_000000352005_00234_00789_0827.N1	25-APR-2002 04:56:47	Straylight	35.000	95	Zet Cen	2.5450	26000.	70	789	No
108	GOM_NL__2PRFIN20020425_045820_000000562005_00234_00789_0828.N1	25-APR-2002 04:58:20	Straylight	55.500	136	23Tau Sco	2.8220	30000.	111	789	No
109	GOM_NL__2PRFIN20020425_050003_000000622005_00234_00789_0829.N1	25-APR-2002 05:00:03	Twi_and_stray	61.500	156	20Sig Sco	2.9030	28000.	123	789	No
110	GOM_NL__2PRFIN20020425_050157_000000602005_00234_00789_0830.N1	25-APR-2002 05:01:57	Twi_and_stray	60.000	80	7Del Sco	2.3160	30000.	120	789	No
111	GOM_NL__2PRFIN20020425_050401_000000402005_00234_00789_0831.N1	25-APR-2002 05:04:01	Twi_and_stray	39.500	169	46Gam Hya	2.9910	4700.0	79	789	No
112	GOM_NL__2PRFIN20020425_050525_000000492005_00234_00789_0832.N1	25-APR-2002 05:05:25	Bright	49.000	122	9Alp2Lib	2.7470	9700.0	98	789	No
113	GOM_NL__2PRFIN20020425_050726_000000362005_00234_00789_0833.N1	25-APR-2002 05:07:26	Bright	36.000	15	67Alp Vir	0.97600	28000.	72	789	No
114	GOM_NL__2PRFIN20020425_050915_000001122005_00234_00789_0834.N1	25-APR-2002 05:09:15	Bright	111.50	98	13Zet Oph	2.5710	30000.	223	789	No
115	GOM_NL__2PRFIN20020425_051356_000000342005_00234_00789_0835.N1	25-APR-2002 05:13:56	Bright	33.500	138	47Eps Vir	2.8280	4700.0	67	789	No
116	GOM_NL__2PRFIN20020425_051524_000000322005_00234_00789_0836.N1	25-APR-2002 05:15:24	Bright	32.000	62	94Bet Leo	2.1360	9700.0	64	789	No
117	GOM_NL__2PRFIN20020425_051736_000000332005_00234_00789_0837.N1	25-APR-2002 05:17:36	Bright	32.500	96	68Del Leo	2.5600	9300.0	65	789	No
118	GOM_NL__2PRFIN20020425_052053_000000472005_00234_00789_0838.N1	25-APR-2002 05:20:53	Bright	46.500	83		2.3780	11000.	93	789	No
119	GOM_NL__2PRFIN20020425_052538_000000372005_00234_00789_0839.N1	25-APR-2002 05:25:38	Bright	36.500	39	85Eta UMa	1.8540	24000.	73	789	No
120	GOM_NL__2PRFIN20020425_052718_000000312005_00234_00789_0840.N1	25-APR-2002 05:27:18	Bright	30.500	82	48Bet UMa	2.3650	10600.	61	789	No
121	GOM_NL__2PRFIN20020425_052841_000000332005_00234_00789_0841.N1	25-APR-2002 05:28:41	Bright	33.000	36	50Alp UMa	1.8000	6300.0	66	789	No
122	GOM_NL__2PRFIN20020425_053330_000000382005_00234_00789_0842.N1	25-APR-2002 05:33:30	Bright	38.000	119	14Eta Dra	2.7270	4700.0	76	789	No
123	GOM_NL__2PRFIN20020425_053627_000000312005_00234_00789_0843.N1	25-APR-2002 05:36:27	Bright	31.000	49	1Alp UMi	1.9900	6300.0	62	789	No
124	GOM_NL__2PRFIN20020425_053855_000000592005_00234_00789_0844.N1	25-APR-2002 05:38:55	Bright	59.000	69	33Gam Dra	2.2310	3800.0	118	789	No
125	GOM_NL__2PRFIN20020425_054416_000000322005_00234_00789_0845.N1	25-APR-2002 05:44:16	Bright	32.000	76	27Gam Cas	2.3000	30000.	64	789	No
126	GOM_NL__2PRFIN20020425_054534_000000312005_00234_00789_0846.N1	25-APR-2002 05:45:34	Bright	31.000	68	18Alp Cas	2.2250	4500.0	62	789	No
127	GOM_NL__2PRFIN20020425_054739_000001352005_00234_00789_0847.N1	25-APR-2002 05:47:39	Bright	135.00	5	3Alp Lyr	0.033000	11000.	270	789	No
128	GOM_NL__2PRFIN20020425_055332_000000652005_00234_00789_0848.N1	25-APR-2002 05:53:32	Twi_and_stray	64.500	92	53Eps Cyg	2.5000	4500.0	129	789	No
129	GOM_NL__2PRFIN20020425_064950_000001132005_00235_00790_0820.N1	25-APR-2002 06:49:50	Bright	112.50	98	13Zet Oph	2.5710	30000.	225	790	No
130	GOM_NL__2PRFIN20020425_065432_000000352005_00235_00790_0821.N1	25-APR-2002 06:54:32	Bright	34.500	138	47Eps Vir	2.8280	4700.0	69	790	No
131	GOM_NL__2PRFIN20020425_065600_000000322005_00235_00790_0822.N1	25-APR-2002 06:56:00	Bright	32.000	62	94Bet Leo	2.1360	9700.0	64	790	No
132	GOM_NL__2PRFIN20020425_065812_000000332005_00235_00790_0823.N1	25-APR-2002 06:58:12	Bright	33.000	96	68Del Leo	2.5600	9300.0	66	790	No
133	GOM_NL__2PRFIN20020425_070128_000000472005_00235_00790_0824.N1	25-APR-2002 07:01:28	Bright	47.000	83		2.3780	11000.	94	790	No
134	GOM_NL__2PRFIN20020425_070613_000000352005_00235_00790_0825.N1	25-APR-2002 07:06:13	Bright	35.000	39	85Eta UMa	1.8540	24000.	70	790	No
135	GOM_NL__2PRFIN20020425_070754_000000332005_00235_00790_0826.N1	25-APR-2002 07:07:54	Bright	33.000	82	48Bet UMa	2.3650	10600.	66	790	No
136	GOM_NL__2PRFIN20020425_070918_000000332005_00235_00790_0827.N1	25-APR-2002 07:09:18	Bright	32.500	36	50Alp UMa	1.8000	6300.0	65	790	No
137	GOM_NL__2PRFIN20020425_071405_000000422005_00235_00790_0828.N1	25-APR-2002 07:14:05	Bright	41.500	119	14Eta Dra	2.7270	4700.0	83	790	No
138	GOM_NL__2PRFIN20020425_071703_000000332005_00235_00790_0829.N1	25-APR-2002 07:17:03	Bright	32.500	49	1Alp UMi	1.9900	6300.0	65	790	No
139	GOM_NL__2PRFIN20020425_071930_000000582005_00235_00790_0830.N1	25-APR-2002 07:19:30	Bright	57.500	69	33Gam Dra	2.2310	3800.0	115	790	No
140	GOM_NL__2PRFIN20020425_072453_000000332005_00235_00790_0831.N1	25-APR-2002 07:24:53	Bright	32.500	76	27Gam Cas	2.3000	30000.	65	790	No
141	GOM_NL__2PRFIN20020425_072610_000000322005_00235_00790_0832.N1	25-APR-2002 07:26:10	Bright	31.500	68	18Alp Cas	2.2250	4500.0	63	790	No
142	GOM_NL__2PRFIN20020425_072813_000001372005_00235_00790_0833.N1	25-APR-2002 07:28:13	Bright	136.50	5	3Alp Lyr	0.033000	11000.	273	790	No
143	GOM_NL__2PRFIN20020425_073408_000000662005_00235_00790_0834.N1	25-APR-2002 07:34:08	Twi_and_stray	66.000	92	53Eps Cyg	2.5000	4500.0	132	790	No
144	GOM_NL__2PRFIN20020425_073849_000000382005_00235_00790_0835.N1	25-APR-2002 07:38:49	Twi_and_stray	38.000	90	54Alp Peg	2.4870	11000.	76	790	No
145	GOM_NL__2PRFIN20020425_074232_000000562005_00235_00790_0836.N1	25-APR-2002 07:42:32	Dark	55.500	61	8Eps Peg	2.1000	3900.0	111	790	No
146	GOM_NL__2PRFIN20020425_074459_000000452005_00235_00790_0837.N1	25-APR-2002 07:44:59	Dark	45.000	162	34Alp Aqr	2.9440	5350.0	90	790	No
147	GOM_NL__2PRFIN20020425_074812_000000482005_00235_00790_0838.N1	25-APR-2002 07:48:12	Dark	48.000	154	22Bet Aqr	2.8990	5700.0	96	790	No
148	GOM_NL__2PRFIN20020425_075125_000000402005_00235_00790_0839.N1	25-APR-2002 07:51:25	Dark	40.000	18	24Alp PsA	1.1660	9700.0	80	790	No
149	GOM_NL__2PRFIN20020425_075520_000000382005_00235_00790_0840.N1	25-APR-2002 07:55:20	Dark	37.500	172	Gam Gru	3.0030	13100.	75	790	No
150	GOM_NL__2PRFIN20020425_075704_000000362005_00235_00790_0841.N1	25-APR-2002 07:57:04	Dark	36.000	31	Alp Gru	1.7340	15200.	72	790	No
151	GOM_NL__2PRFIN20020425_075957_000000372005_00235_00790_0842.N1	25-APR-2002 07:59:57	Dark	36.500	148	Alp Tuc	2.8780	4100.0	73	790	No
152	GOM_NL__2PRFIN20020425_163910_000000602005_00241_00796_0822.N1	25-APR-2002 16:39:10	Dark	59.500	77	Eps Cen	2.3030	28000.	119	796	Yes

3. Quality information per product

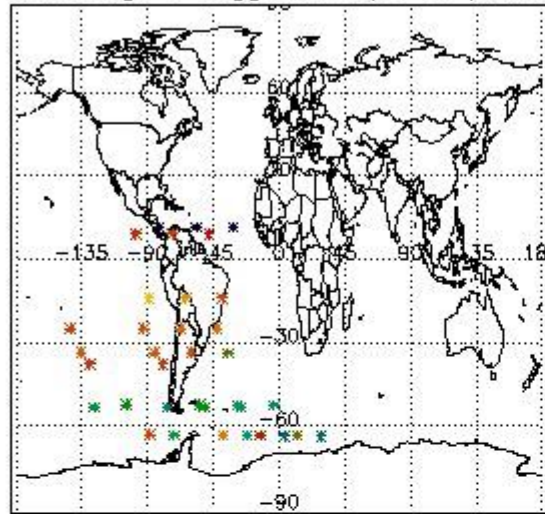
In this section it is plotted some information contained in the Quality Summary data set of the level 2 products. Only products in dark limb conditions and without errors (error flag in the MPH set to "0") are used.

3.1 Plot quality information per product (time dependant)

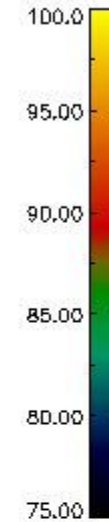
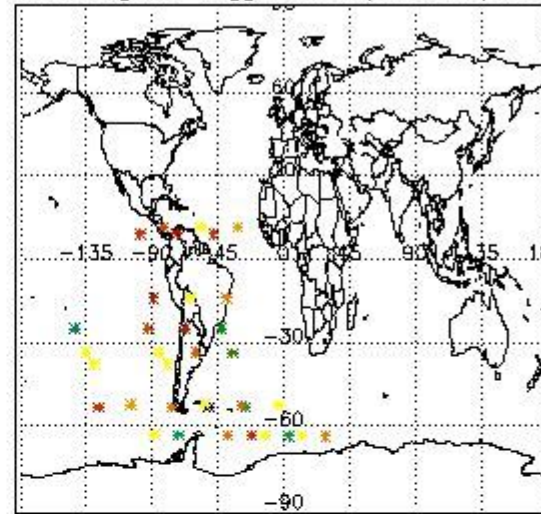


3.2 Plot quality information per product (world map)


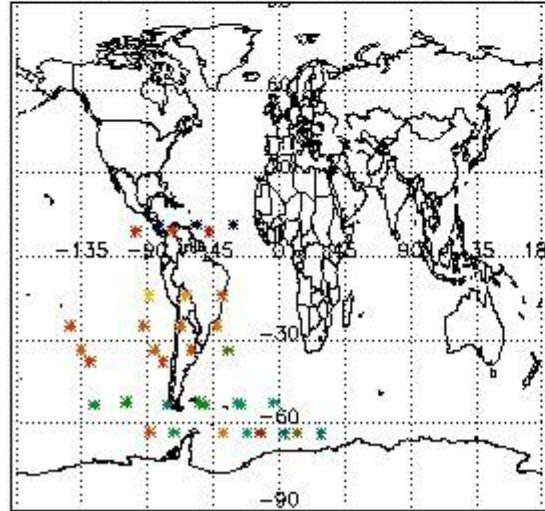
Percentage of flagged data per O3 profile



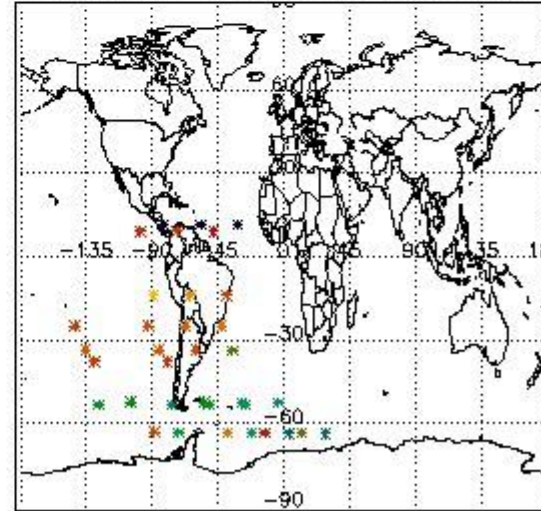
Percentage of flagged data per H2O profile



Percentage of flagged data per NO2 profile



Percentage of flagged data per NO3 profile

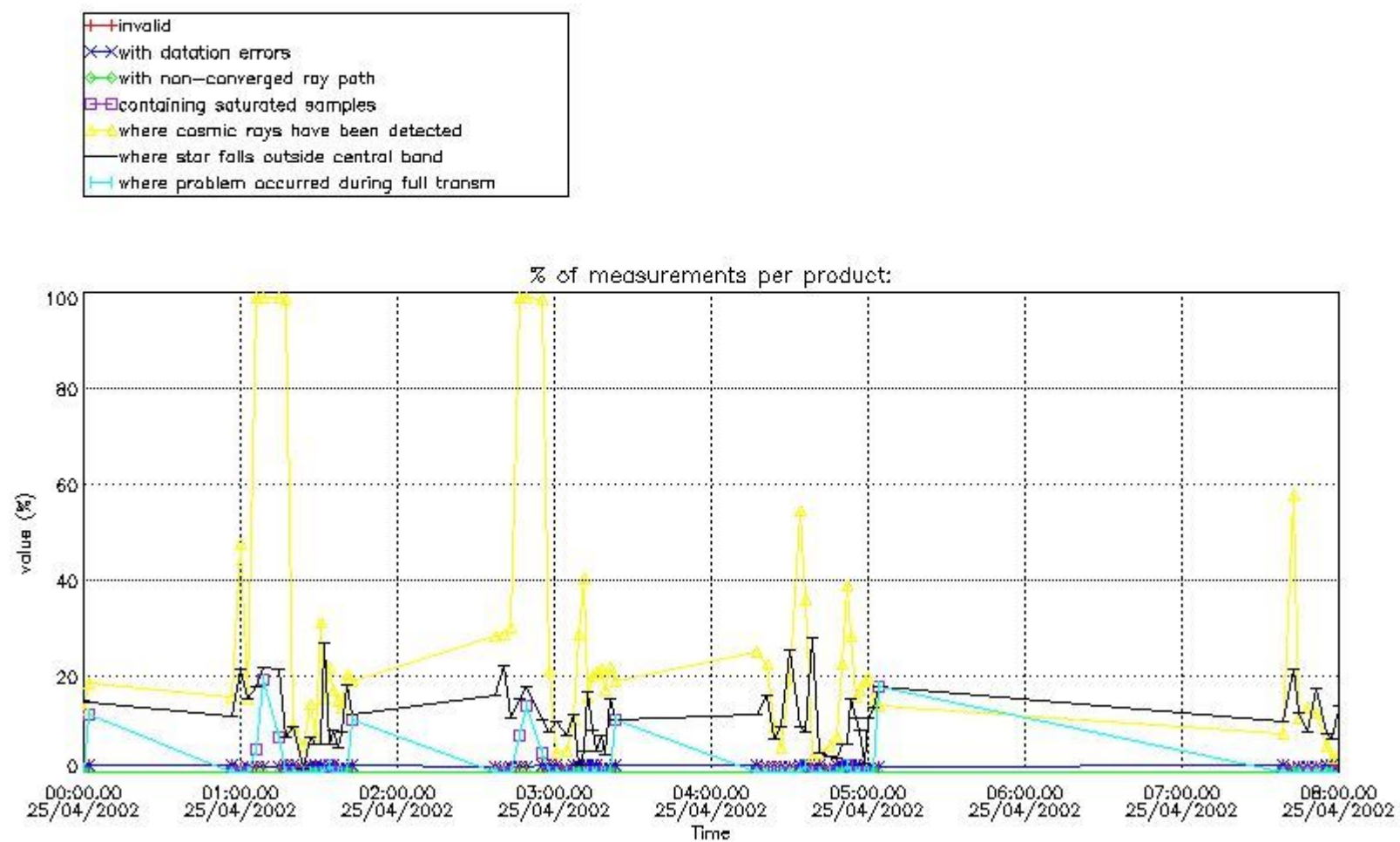


4. Level 1 quality information per product

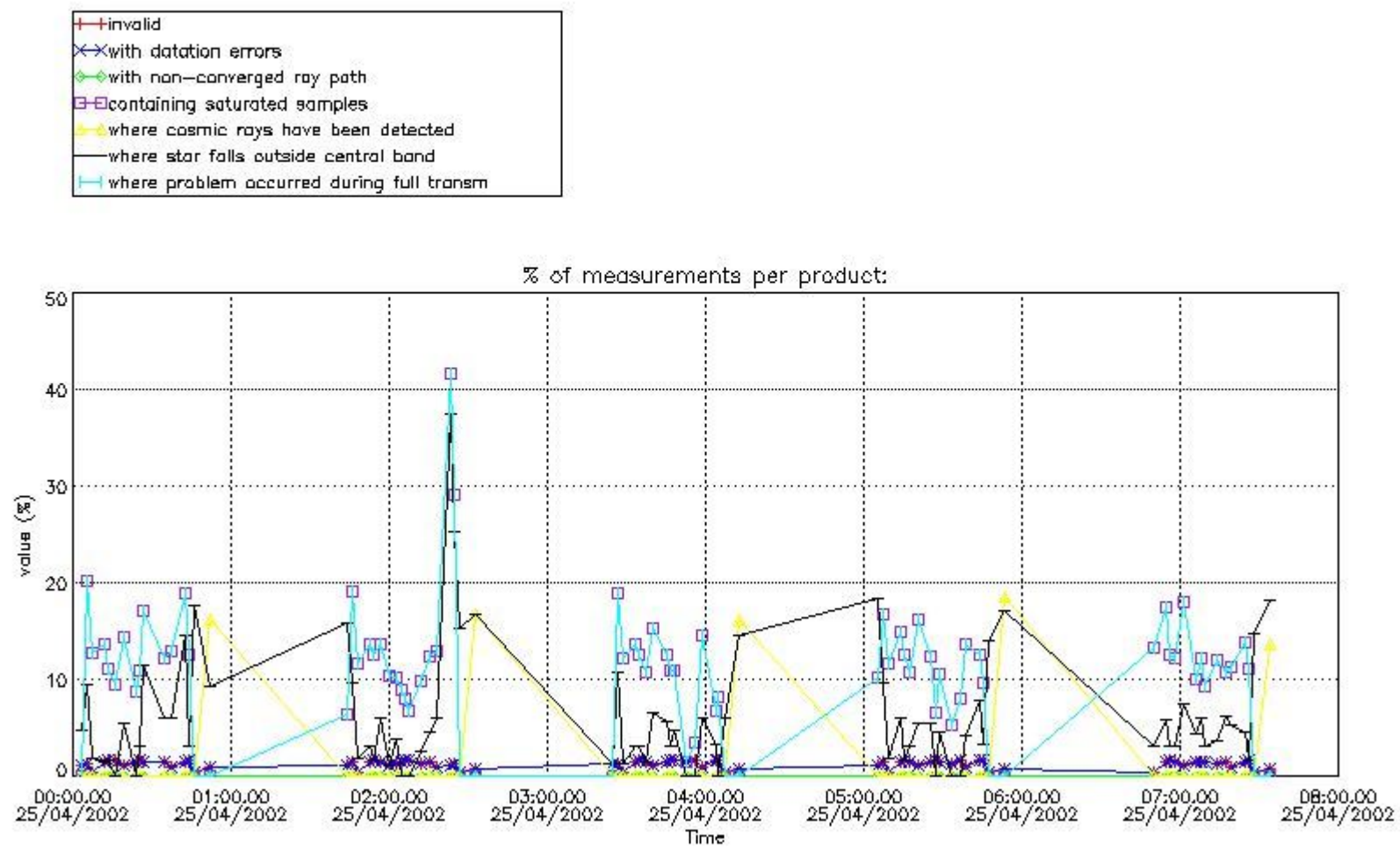
In this section it is plotted some information contained in the Quality Summary data set of the level 2 products that comes from the level 1b processing. Products without errors (error flag in the MPH set to "0") are used.

4.1 Plot quality information per product (time dependant) coming from level 1b processing

4.1.1 Plot level 1 quality information per product (time dependant): ENVISAT ASCENDING passes



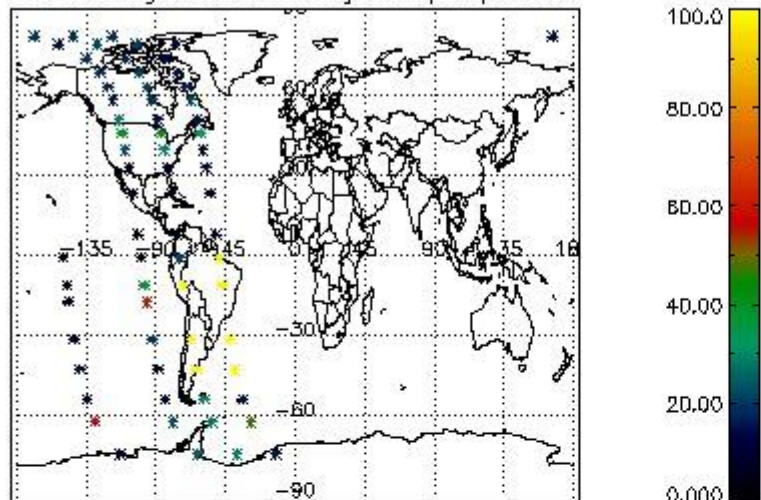
4.1.2 Plot level 1 quality information per product (time dependant): ENVI SAT DESCENDING passes



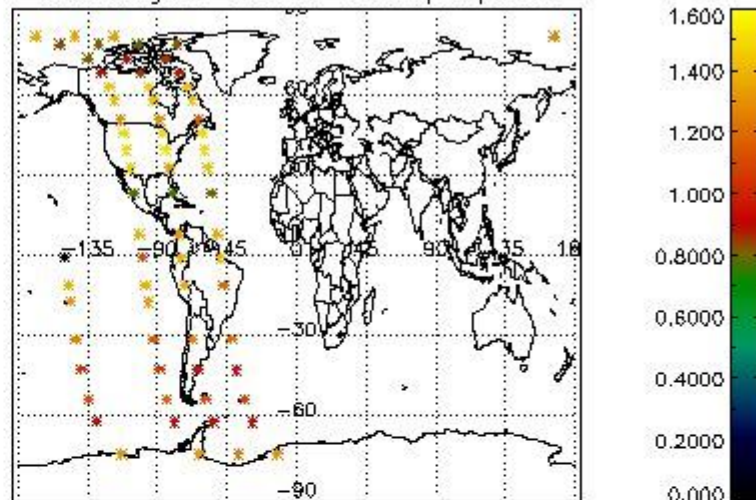
4.2 Plot quality information per product coming from level 1b processing (world map)

4.2.1 Plot level 1 quality information per product (world map): ENVISAT ASCENDING passes

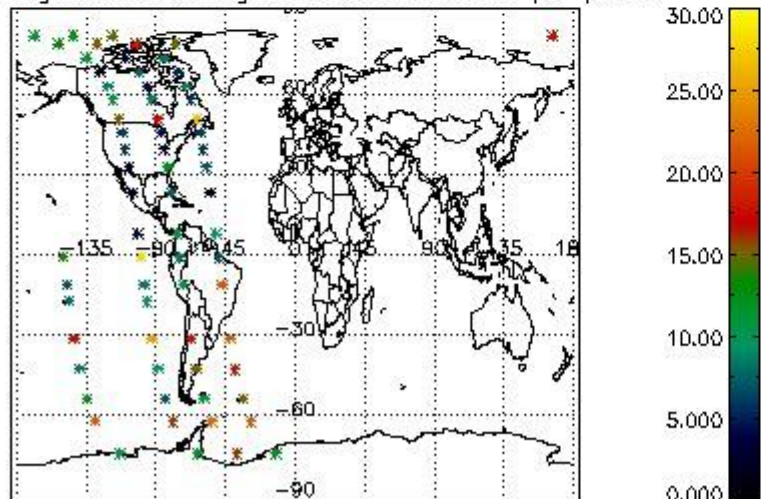
Percentage of cosmic ray hits per profile



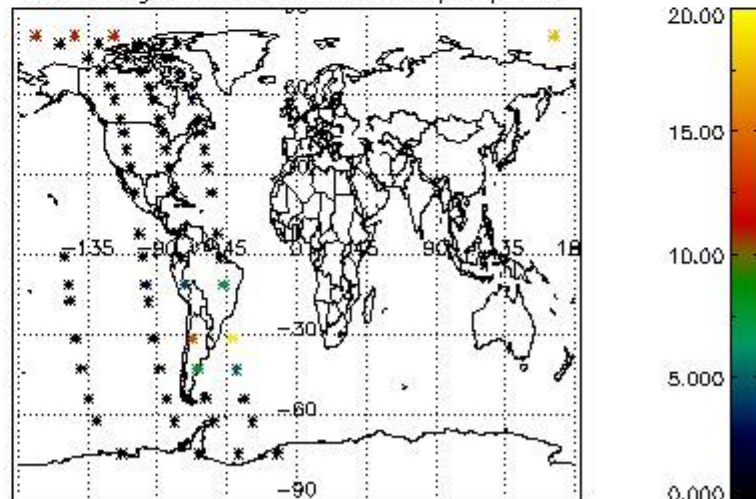
Percentage of datation errors per profile



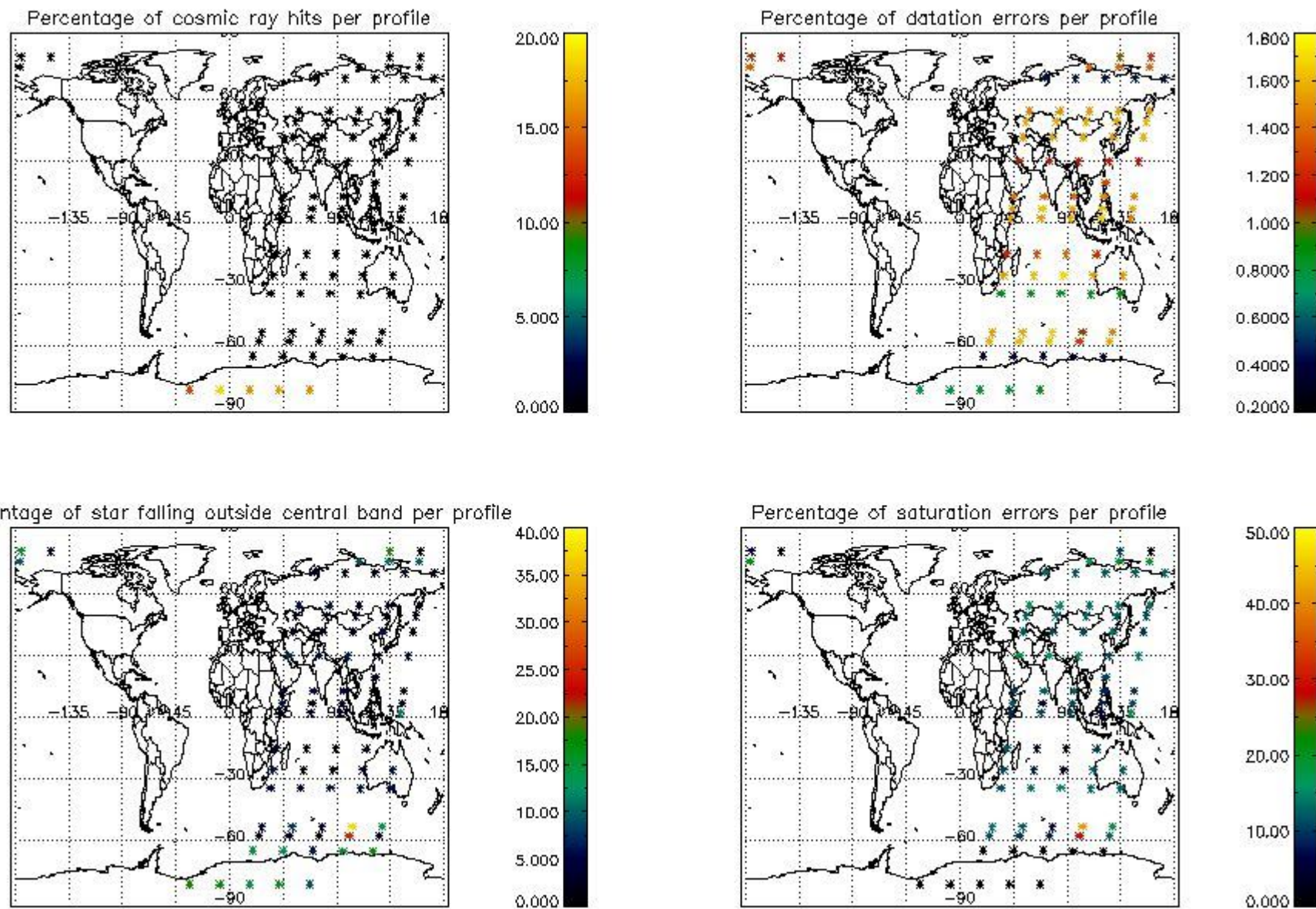
Percentage of star falling outside central band per profile



Percentage of saturation errors per profile



4.2.2 Plot level 1 quality information per product (world map): ENVISAT DESCENDING passes



5. Trace gas profiles

5.1 Ozone statistics based on quality of products

The final quality of the products can be "measured" using the STD (Standard Deviation) attached to every point profile. This information is written to the parameter GOM_NL__2P/NL_LOCAL_SPECIES_DENSITY/o3_std of the level 2 products. The table below shows the statistics for given STD ranges.

The statistics are given with respect to the overall valid production:

- Products without fatal errors: GOM_NL__2P/MPH/PRODUCT_ERR=0
- Valid point profile: GOM_NL__2P/NL_LOCAL_SPECIES_DENSITY/pcd(0)=0

The 'Criteria' is applied to valid points of dark limb products:

- Products in dark limb illumination condition: GOM_NL__2P/NL_SUMMARY_QUALITY/obs_ill_cond=0
- Products without fatal errors: GOM_NL__2P/MPH/PRODUCT_ERR=0
- Valid point profile: GOM_NL__2P/NL_LOCAL_SPECIES_DENSITY/pcd(0)=0

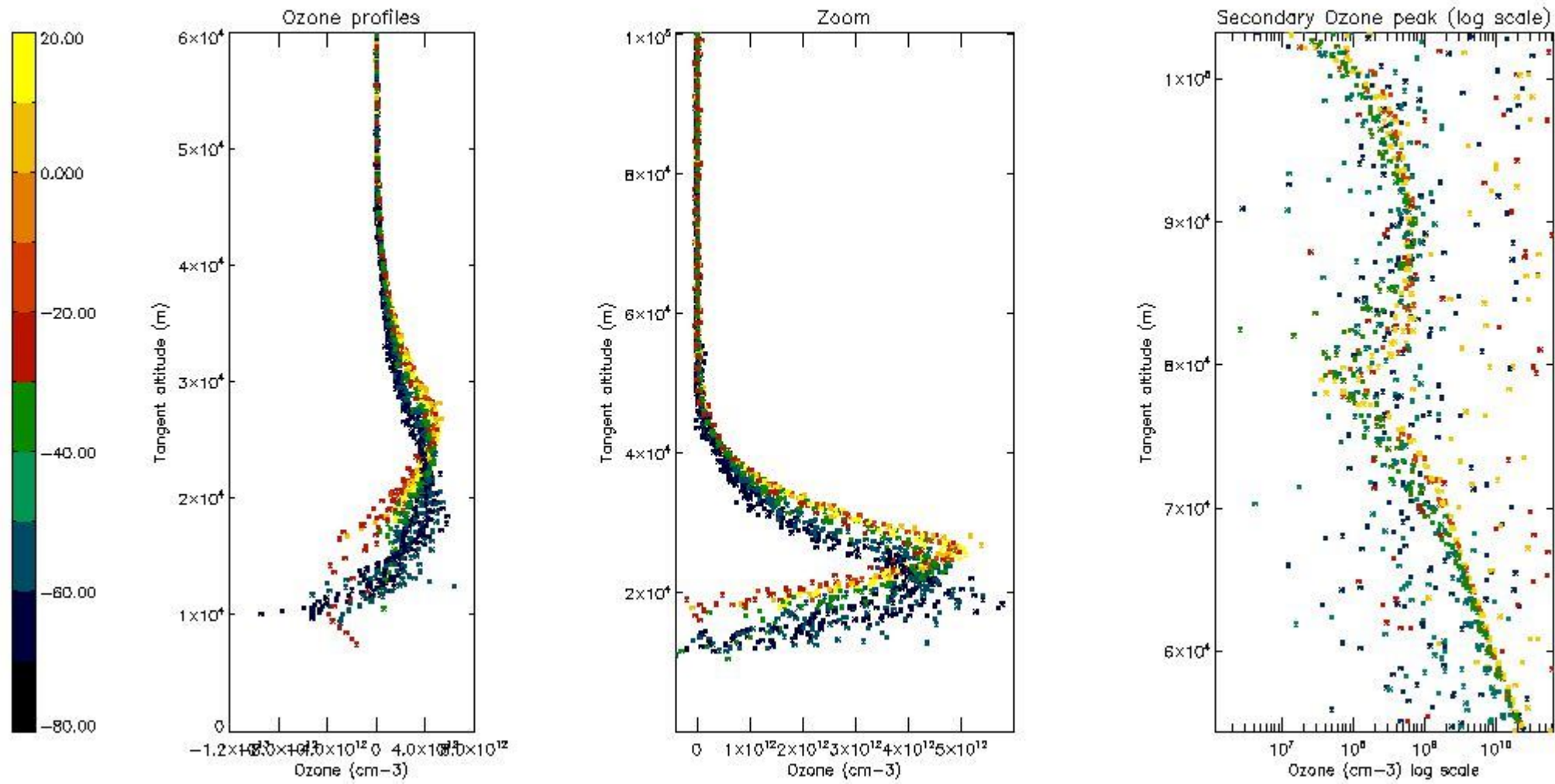
So, the table below shows the percentage of dark limb and valid observations for each criteria with respect to the overall valid daily observations.

Criteria	% of total production
All STD	22
STD < 20	12

STD < 10	9
STD < 5	5

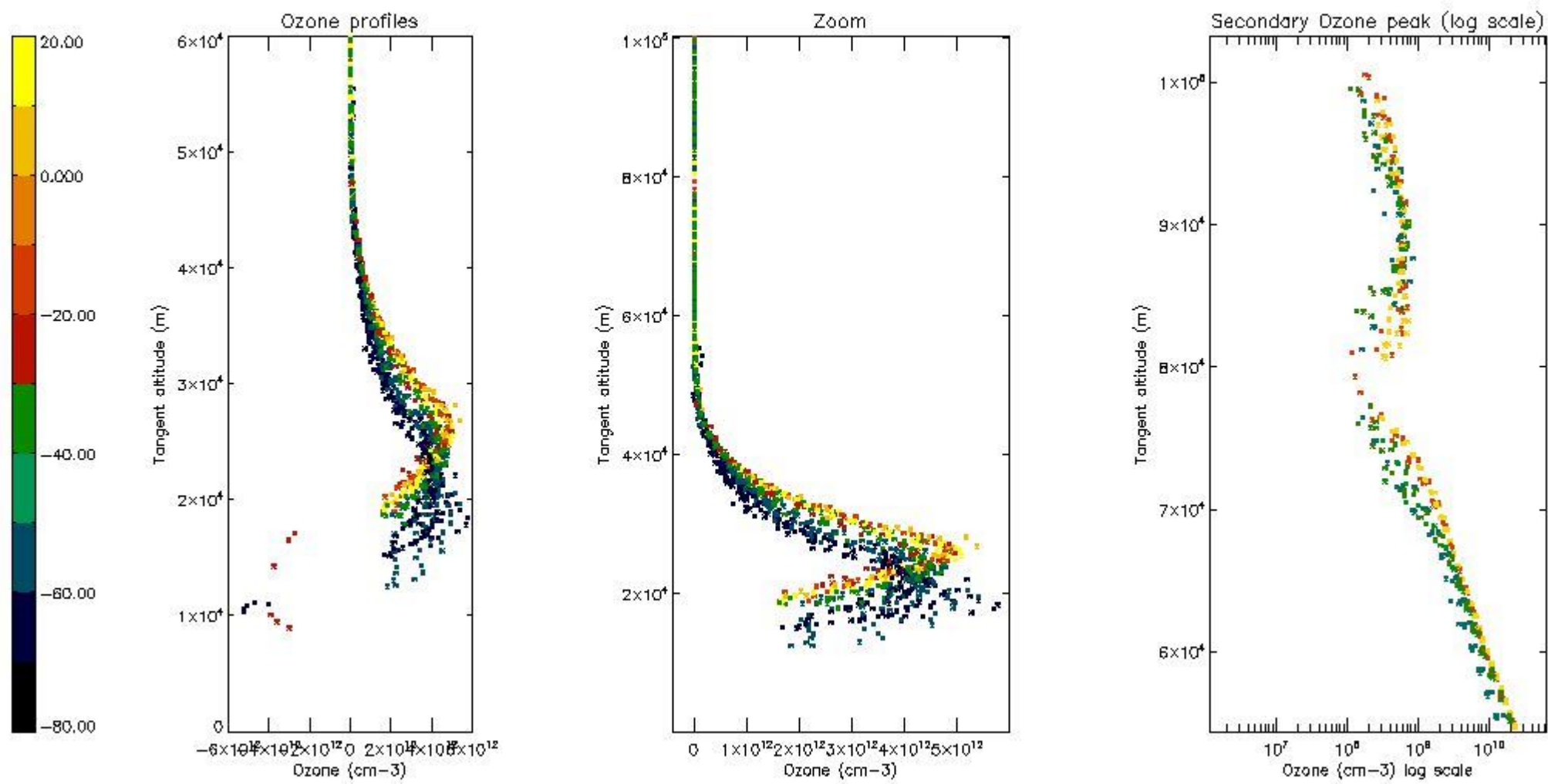
5.2 Plot ozone profiles for all STD (dark without errors)

The colorbar represents the latitude.



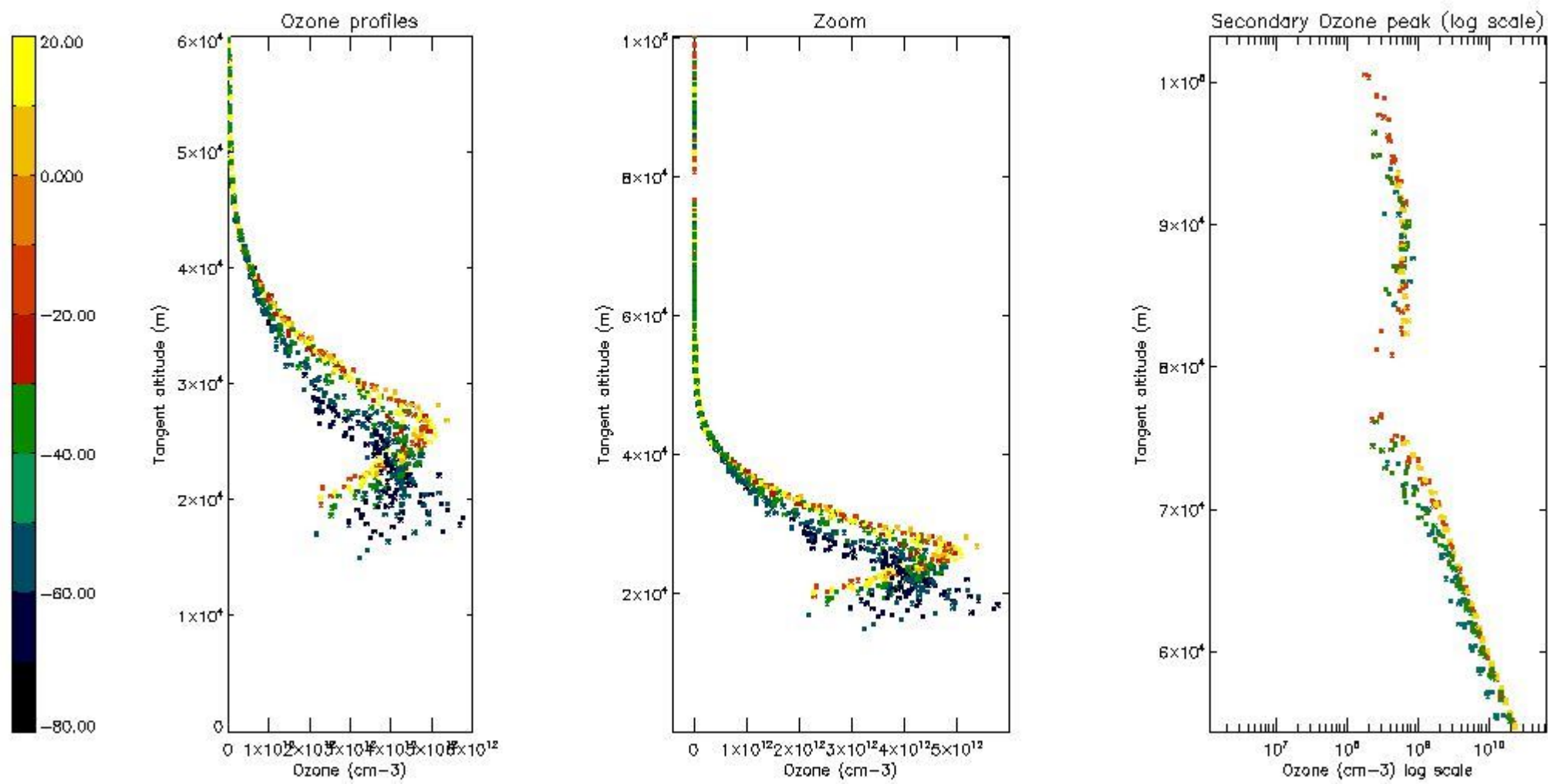
5.3 Plot ozone profiles where STD < 20% (dark without errors)

The colorbar represents the latitude.



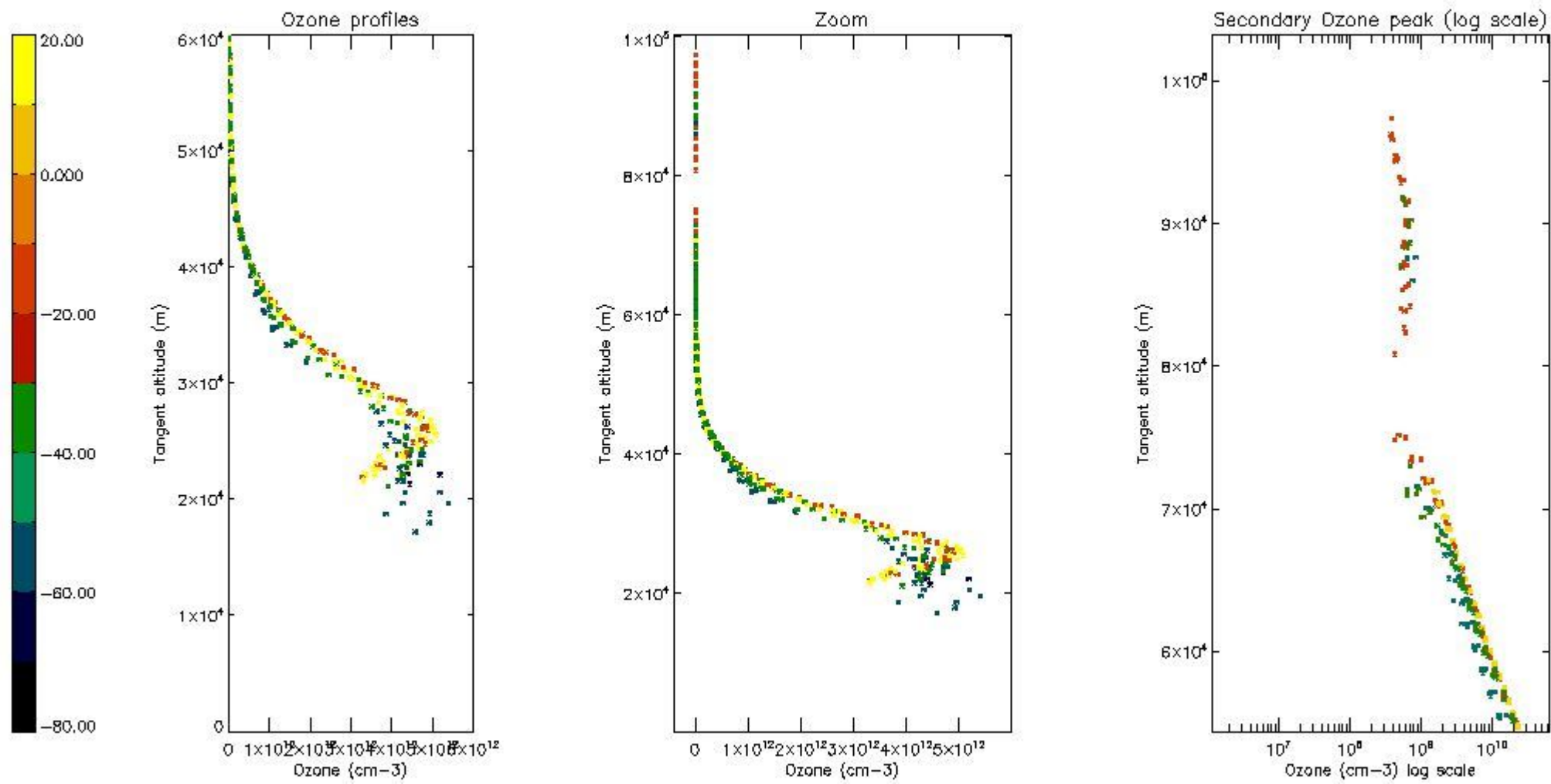
5.4 Plot ozone profiles where STD < 10% (dark without errors)

The colorbar represents the latitude.



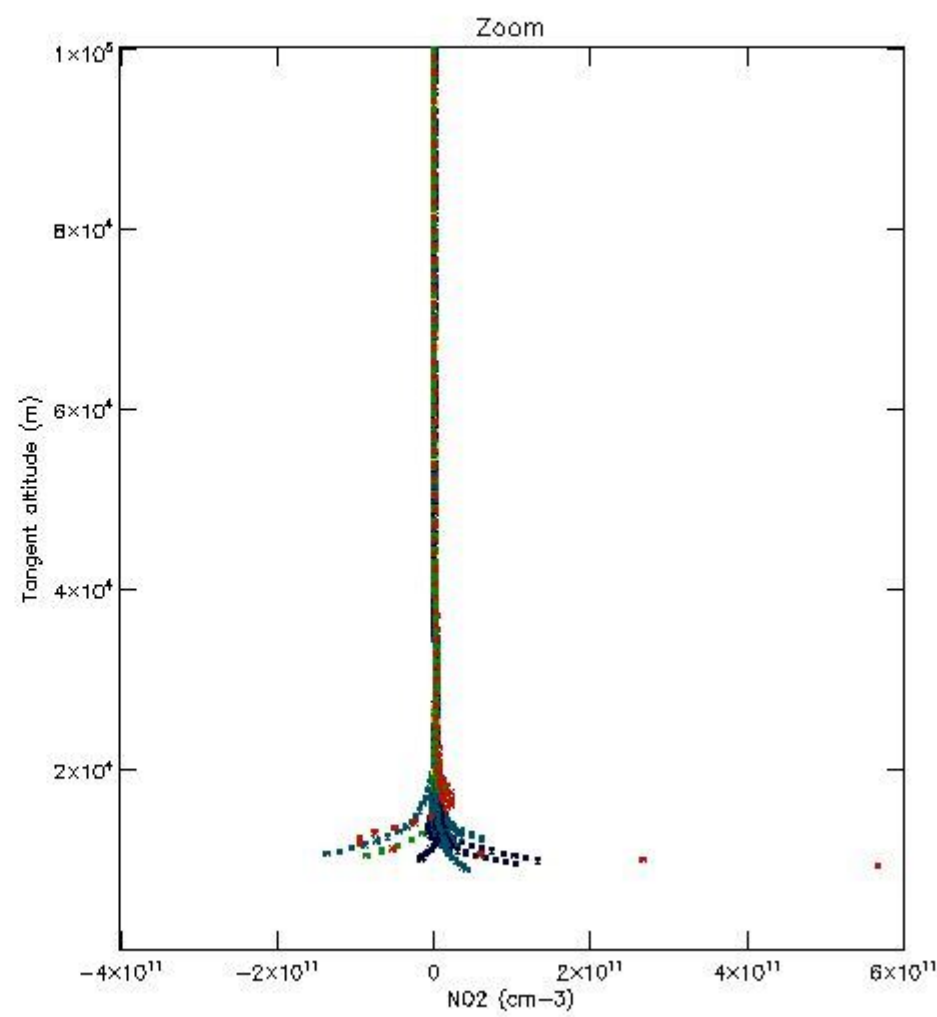
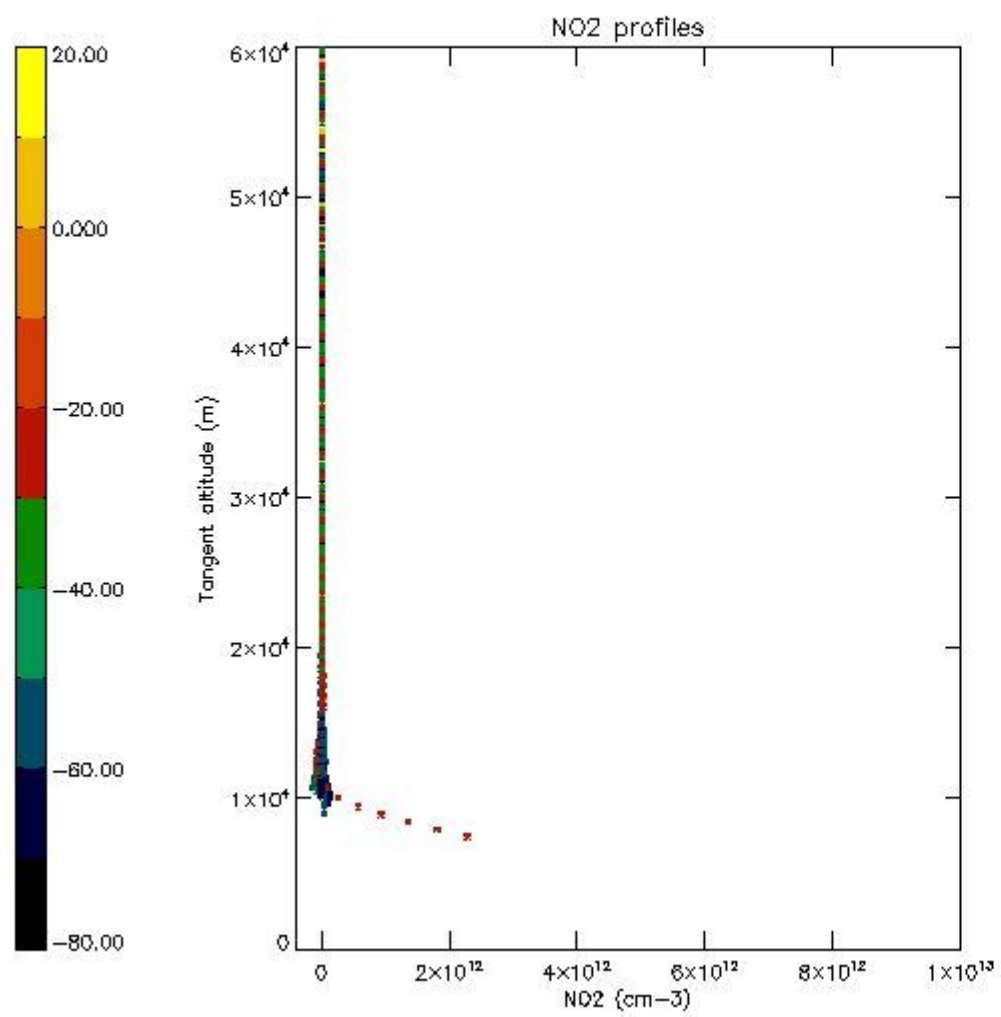
5.5 Plot ozone profiles where STD < 5% (dark without errors)

The colorbar represents the latitude.



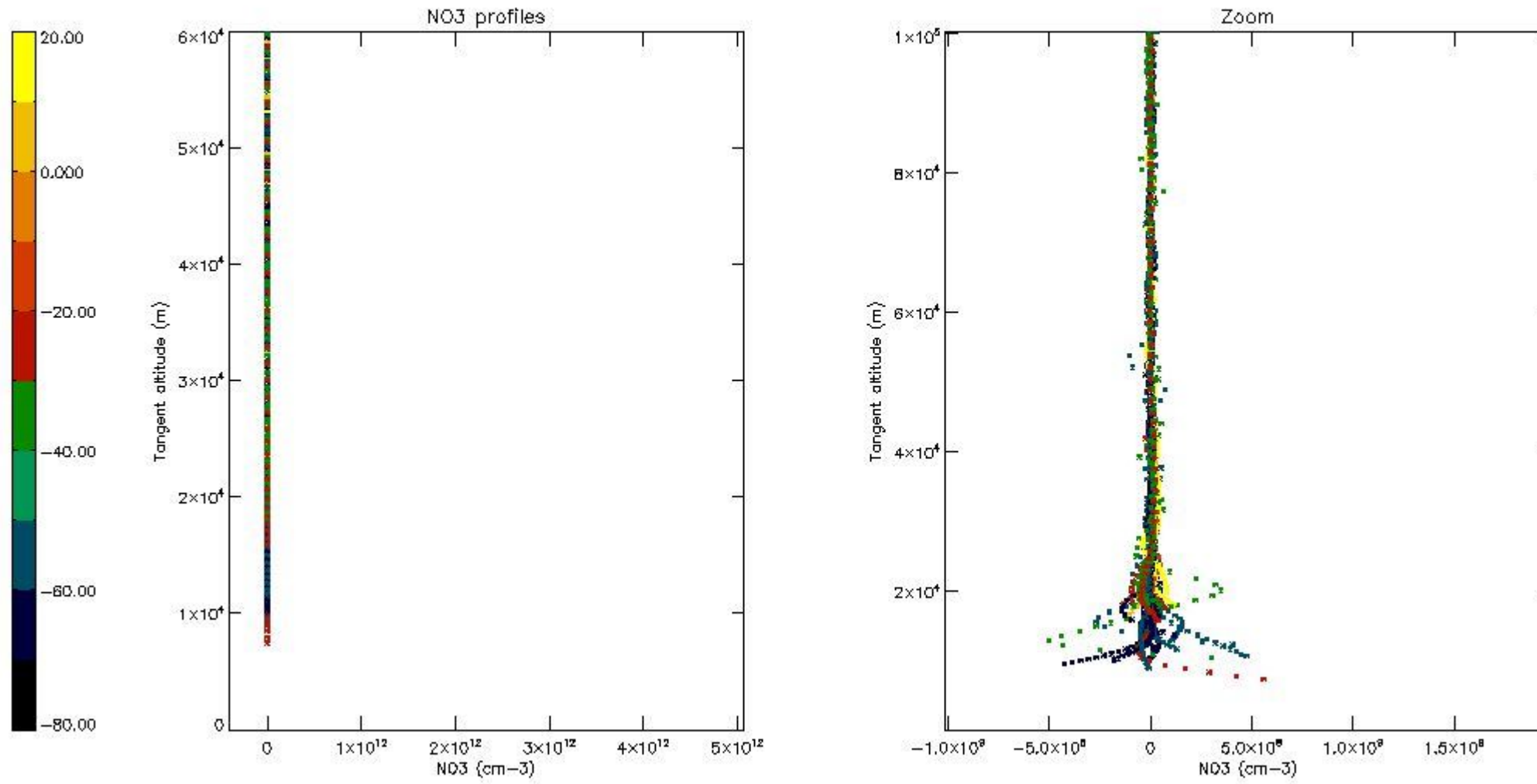
5.6 Plot NO₂ profiles for all STD (dark without errors)

The colorbar represents the latitude.



5.7 Plot NO3 profiles for all STD (dark without errors)

The colorbar represents the latitude.



6. Auxiliary Data Files used for the production reported in section 2

The number reported in the third column indicates since which file (see list in section 2) the corresponding auxiliary file has been used. The fourth column is the date of those product files.

Type	Auxiliary Filename	Used since product	Used since product date
INST_PHYS_CHARACTERISTICS	GOM_INS_AXNIEC20050627_150440_20020301_000000_20100101_000000	1	25-APR-2002 00:00:08
LEVEL-2_PROC_CONFIG	GOM_PR2_AXVIEC20091111_152718_20020301_000000_20500101_000000	1	25-APR-2002 00:00:08
CROSS_SECTIONS_FILE	GOM_CRS_AXVIEC20091111_154832_20020301_000000_20500101_000000	1	25-APR-2002 00:00:08

GOMOS Level 2 Daily Report

SUMMARY

[1. General Info](#)

[2. Summary of processed GOM_NL_2P products](#)

[3. Level 2 Quality information per product](#)

[3.1 Plot of level 2 quality information per product \(time dependant\)](#)

[3.2 Plot of level 2 quality information per product \(world map\)](#)

[4. Level 1 Quality information per product \(stored on level 2 products\)](#)

[4.1 Plot of level 1 quality information per product \(time dependant\)](#)

[4.1.1 Plot of level 1 quality information per product \(time dependant\): ASCENDING](#)

[4.1.2 Plot of level 1 quality information per product \(time dependant\): DESCENDING](#)

[4.2 Plot of level 1 quality information per product \(world map\)](#)

[4.2.1 Plot of level 1 quality information per product \(world map\): ASCENDING](#)

[4.2.2 Plot of level 1 quality information per product \(world map\): DESCENDING](#)

[5. Ozone profiles based on quality statistics and other trace gas profiles](#)

[5.1 Ozone statistics based on quality of products](#)

[5.2 Plot ozone profiles for all STD \(dark without errors\)](#)

[5.3 Plot ozone profiles where STD < 20% \(dark without errors\)](#)

[5.4. Plot ozone profiles where STD < 10% \(dark without errors\)](#)

[5.5. Plot ozone profiles where STD < 5% \(dark without errors\)](#)

[5.6 Plot NO2 profiles for all STD \(dark without errors\)](#)

[5.7 Plot NO3 profiles for all STD \(dark without errors\)](#)

[5.8 Plot H2O profiles \(only for occultations of stars 1,2,3,4,13,14,16,26,63 dark without errors\) for all STD](#)

[6. Auxiliary Data Files used for the production reported in section 2](#)

This report presents the daily analysis on parameters extracted from GOMOS level 2 data (GOM_NL__2P). It is intended to monitor some important parameters that will impact the quality of these products. A list of level 2 products (and content) that have arrived during the reporting day to the PCF is also given.

Item	Value
Time of report generation	17APR2013 17:32:40
Data source version	GOMOS/6.01
Start time of products	25-04-2002 (25APR2002 00:00:00)
Stop time of products	26-04-2002 (26APR2002 00:00:00)
Store outputs in DB	Yes
Nb of level 2 prods	152
Nb of prods with errors	1

2. Summary of processed GOM_NL__2P products.

Nr	Filename	UTC Start time	Limb	Duration	Star Id	Star Name	Star Mag	Star Temp	Nb Meas	Orbit	Prod. error
1	GOM_NL__2PRFIN20020425_000008_00000612005_00231_00786_0809.N1	25-APR-2002 00:00:08	Twilight	61.000	80	7Del Sco	2.3160	30000.	122	786	No
2	GOM_NL__2PRFIN20020425_000213_00000382005_00231_00786_0810.N1	25-APR-2002 00:02:13	Twilight	37.500	169	46Gam Hya	2.9910	4700.0	75	786	No
3	GOM_NL__2PRFIN20020425_000337_00000432005_00231_00786_0811.N1	25-APR-2002 00:03:37	Bright	42.500	122	9Alp2Lib	2.7470	9700.0	85	786	No
4	GOM_NL__2PRFIN20020425_000538_00000372005_00231_00786_0812.N1	25-APR-2002 00:05:38	Bright	37.000	15	67Alp Vir	0.97600	28000.	74	786	No
5	GOM_NL__2PRFIN20020425_000730_000001152005_00231_00786_0813.N1	25-APR-2002 00:07:30	Bright	114.50	98	13Zet Oph	2.5710	30000.	229	786	No
6	GOM_NL__2PRFIN20020425_001208_00000332005_00231_00786_0814.N1	25-APR-2002 00:12:08	Bright	33.000	138	47Eps Vir	2.8280	4700.0	66	786	No
7	GOM_NL__2PRFIN20020425_001335_00000322005_00231_00786_0815.N1	25-APR-2002 00:13:35	Bright	31.500	62	94Bet Leo	2.1360	9700.0	63	786	No
8	GOM_NL__2PRFIN20020425_001547_00000322005_00231_00786_0816.N1	25-APR-2002 00:15:47	Bright	31.500	96	68Del Leo	2.5600	9300.0	63	786	No
9	GOM_NL__2PRFIN20020425_001907_00000462005_00231_00786_0817.N1	25-APR-2002 00:19:07	Bright	45.500	83		2.3780	11000.	91	786	No
10	GOM_NL__2PRFIN20020425_002351_00000352005_00231_00786_0818.N1	25-APR-2002 00:23:51	Bright	34.500	39	85Eta UMa	1.8540	24000.	69	786	No
11	GOM_NL__2PRFIN20020425_002530_00000322005_00231_00786_0819.N1	25-APR-2002 00:25:30	Bright	32.000	82	48Bet UMa	2.3650	10600.	64	786	No
12	GOM_NL__2PRFIN20020425_002653_00000352005_00231_00786_0820.N1	25-APR-2002 00:26:53	Bright	35.000	36	50Alp UMa	1.8000	6300.0	70	786	No
13	GOM_NL__2PRFIN20020425_003439_00000332005_00231_00786_0821.N1	25-APR-2002 00:34:39	Bright	33.000	49	1Alp UMi	1.9900	6300.0	66	786	No
14	GOM_NL__2PRFIN20020425_003710_00000592005_00231_00786_0822.N1	25-APR-2002 00:37:10	Bright	58.500	69	33Gam Dra	2.2310	3800.0	117	786	No
15	GOM_NL__2PRFIN20020425_004228_00000352005_00231_00786_0823.N1	25-APR-2002 00:42:28	Bright	34.500	76	27Gam Cas	2.3000	30000.	69	786	No
16	GOM_NL__2PRFIN20020425_004345_00000322005_00231_00786_0824.N1	25-APR-2002 00:43:45	Bright	32.000	68	18Alp Cas	2.2250	4500.0	64	786	No
17	GOM_NL__2PRFIN20020425_004554_000001392005_00231_00786_0825.N1	25-APR-2002 00:45:54	Bright	139.00	5	3Alp Lyr	0.033000	11000.	278	786	No
18	GOM_NL__2PRFIN20020425_005144_00000592005_00231_00786_0826.N1	25-APR-2002 00:51:44	Twilight	59.000	92	53Eps Cyg	2.5000	4500.0	118	786	No
19	GOM_NL__2PRFIN20020425_005624_00000392005_00231_00786_0827.N1	25-APR-2002 00:56:24	Twilight	38.500	90	54Alp Peg	2.4870	11000.	77	786	No
20	GOM_NL__2PRFIN20020425_010005_00000562005_00231_00786_0828.N1	25-APR-2002 01:00:05	Dark	55.500	61	8Eps Peg	2.1000	3900.0	111	786	No
21	GOM_NL__2PRFIN20020425_010233_00000462005_00231_00786_0829.N1	25-APR-2002 01:02:33	Dark	46.000	162	34Alp Aqr	2.9440	5350.0	92	786	No
22	GOM_NL__2PRFIN20020425_010544_00000542005_00231_00786_0830.N1	25-APR-2002 01:05:44	Dark	53.500	154	22Bet Aqr	2.8990	5700.0	107	786	No
23	GOM_NL__2PRFIN20020425_010859_00000422005_00231_00786_0831.N1	25-APR-2002 01:08:59	Dark	41.500	18	24Alp PsA	1.1660	9700.0	83	786	No
24	GOM_NL__2PRFIN20020425_011439_00000422005_00231_00786_0832.N1	25-APR-2002 01:14:39	Dark	42.000	31	Alp Gru	1.7340	15200.	84	786	No
25	GOM_NL__2PRFIN20020425_011732_00000352005_00231_00786_0833.N1	25-APR-2002 01:17:32	Dark	35.000	148	Alp Tuc	2.8780	4100.0	70	786	No
26	GOM_NL__2PRFIN20020425_011958_00000372005_00232_00787_0819.N1	25-APR-2002 01:19:58	Dark	37.000	45	Alp Pav	1.9400	26000.	74	787	No
27	GOM_NL__2PRFIN20020425_012416_00000632005_00232_00787_0820.N1	25-APR-2002 01:24:16	Dark	62.500	103	38Zet Sgr	2.6000	9700.0	125	787	No
28	GOM_NL__2PRFIN20020425_012656_00000352005_00232_00787_0821.N1	25-APR-2002 01:26:56	Dark	35.000	43	Alp TrA	1.9100	4250.0	70	787	No
29	GOM_NL__2PRFIN20020425_012850_00000342005_00232_00787_0822.N1	25-APR-2002 01:28:50	Straylight	33.500	145	Gam TrA	2.8720	10600.	67	787	No
30	GOM_NL__2PRFIN20020425_013035_00000342005_00232_00787_0823.N1	25-APR-2002 01:30:35	Straylight	33.500	112	Alp Mus	2.6880	26000.	67	787	No
31	GOM_NL__2PRFIN20020425_013202_00000432005_00232_00787_0824.N1	25-APR-2002 01:32:02	Straylight	43.000	10	Bet Cen	0.61000	28000.	86	787	No
32	GOM_NL__2PRFIN20020425_013411_00000352005_00232_00787_0825.N1	25-APR-2002 01:34:11	Straylight	34.500	77	Eps Cen	2.3030	28000.	69	787	No
33	GOM_NL__2PRFIN20020425_013535_00000352005_00232_00787_0826.N1	25-APR-2002 01:35:35	Straylight	35.000	95	Zet Cen	2.5450	26000.	70	787	No
34	GOM_NL__2PRFIN20020425_013707_00000572005_00232_00787_0827.N1	25-APR-2002 01:37:07	Straylight	57.000	136	23Tau Sco	2.8220	30000.	114	787	No
35	GOM_NL__2PRFIN20020425_013850_00000592005_00232_00787_0828.N1	25-APR-2002 01:38:50	Twilight	59.000	156	20Sig Sco	2.9030	28000.	118	787	No
36	GOM_NL__2PRFIN20020425_014044_00000642005_00232_00787_0829.N1	25-APR-2002 01:40:44	Twilight	63.500	80	7Del Sco	2.3160	30000.	127	787	No
37	GOM_NL__2PRFIN20020425_014249_00000372005_00232_00787_0830.N1	25-APR-2002 01:42:49	Twilight	37.000	169	46Gam Hya	2.9910	4700.0	74	787	No
38	GOM_NL__2PRFIN20020425_014414_00000482005_00232_00787_0831.N1	25-APR-2002 01:44:14	Bright	47.500	122	9Alp2Lib	2.7470	9700.0	95	787	No
39	GOM_NL__2PRFIN20020425_014614_00000372005_00232_00787_0832.N1	25-APR-2002 01:46:14	Bright	36.500	15	67Alp Vir	0.97600	28000.	73	787	No
40	GOM_NL__2PRFIN20020425_014805_000001122005_00232_00787_0833.N1	25-APR-2002 01:48:05	Bright	112.00	98	13Zet Oph	2.5710	30000.	224	787	No
41	GOM_NL__2PRFIN20020425_015244_00000332005_00232_00787_0834.N1	25-APR-2002 01:52:44	Bright	33.000	138	47Eps Vir	2.8280	4700.0	66	787	No
42	GOM_NL__2PRFIN20020425_015411_00000322005_00232_00787_0835.N1	25-APR-2002 01:54:11	Bright	32.000	62	94Bet Leo	2.1360	9700.0	64	787	No

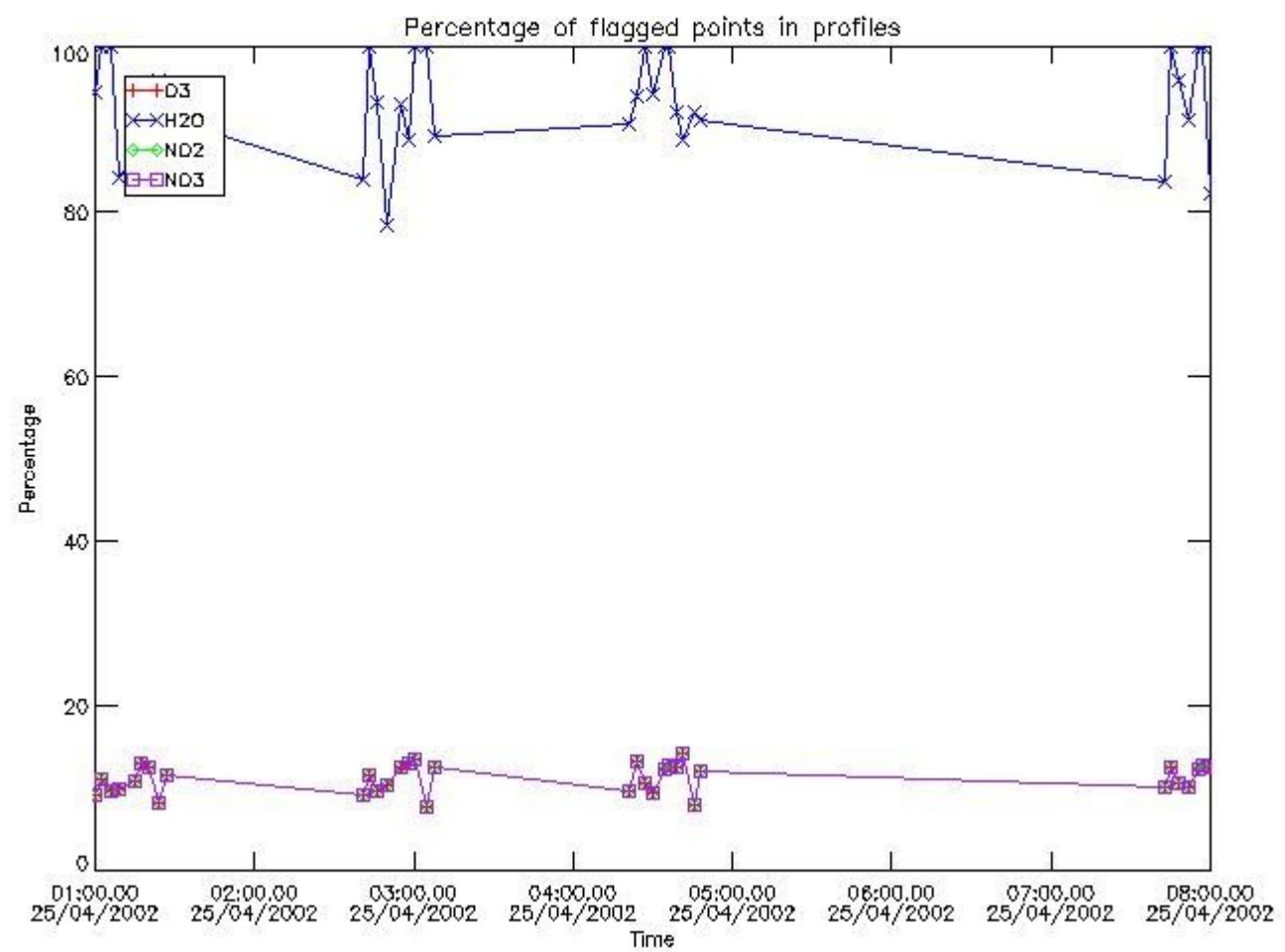
43	GOM_NL__2PRFIN20020425_015624_000000332005_00232_00787_0836.N1	25-APR-2002 01:56:24	Bright	33.000	96	68Del Leo	2.5600	9300.0	66	787	No
44	GOM_NL__2PRFIN20020425_015942_000000442005_00232_00787_0837.N1	25-APR-2002 01:59:42	Bright	43.500	83		2.3780	11000.	87	787	No
45	GOM_NL__2PRFIN20020425_020235_000000392005_00232_00787_0838.N1	25-APR-2002 02:02:35	Bright	39.000	180	27Gam Boo	3.0400	8000.0	78	787	No
46	GOM_NL__2PRFIN20020425_020426_000000342005_00232_00787_0839.N1	25-APR-2002 02:04:26	Bright	34.000	39	85Eta UMa	1.8540	24000.	68	787	No
47	GOM_NL__2PRFIN20020425_020606_000000312005_00232_00787_0840.N1	25-APR-2002 02:06:06	Bright	31.000	82	48Bet UMa	2.3650	10600.	62	787	No
48	GOM_NL__2PRFIN20020425_020729_000000302005_00232_00787_0841.N1	25-APR-2002 02:07:29	Bright	30.000	36	50Alp UMa	1.8000	6300.0	60	787	No
49	GOM_NL__2PRFIN20020425_021219_000000412005_00232_00787_0842.N1	25-APR-2002 02:12:19	Bright	40.500	119	14Eta Dra	2.7270	4700.0	81	787	No
50	GOM_NL__2PRFIN20020425_021515_000000332005_00232_00787_0843.N1	25-APR-2002 02:15:15	Bright	32.500	49	1Alp UMi	1.9900	6300.0	65	787	No
51	GOM_NL__2PRFIN20020425_021745_000000592005_00232_00787_0844.N1	25-APR-2002 02:17:45	Bright	58.500	69	33Gam Dra	2.2310	3800.0	117	787	No
52	GOM_NL__2PRFIN20020425_022304_000000482005_00232_00787_0845.N1	25-APR-2002 02:23:04	Bright	48.000	76	27Gam Cas	2.3000	30000.	96	787	No
53	GOM_NL__2PRFIN20020425_022421_000000402005_00232_00787_0846.N1	25-APR-2002 02:24:21	Bright	39.500	68	18Alp Cas	2.2250	4500.0	79	787	No
54	GOM_NL__2PRFIN20020425_022629_000001342005_00232_00787_0847.N1	25-APR-2002 02:26:29	Bright	133.50	5	3Alp Lyr	0.033000	11000.	267	787	No
55	GOM_NL__2PRFIN20020425_023220_000000632005_00232_00787_0848.N1	25-APR-2002 02:32:20	Tw_i_and_stray	63.000	92	53Eps Cyg	2.5000	4500.0	126	787	No
56	GOM_NL__2PRFIN20020425_023700_000000412005_00232_00787_0849.N1	25-APR-2002 02:37:00	Tw_i_and_stray	40.500	90	54Alp Peg	2.4870	11000.	81	787	No
57	GOM_NL__2PRFIN20020425_024042_000000562005_00232_00787_0850.N1	25-APR-2002 02:40:42	Dark	56.000	61	8Eps Peg	2.1000	3900.0	112	787	No
58	GOM_NL__2PRFIN20020425_024309_000000452005_00232_00787_0851.N1	25-APR-2002 02:43:09	Dark	44.500	162	34Alp Aqr	2.9440	5350.0	89	787	No
59	GOM_NL__2PRFIN20020425_024621_000000532005_00232_00787_0852.N1	25-APR-2002 02:46:21	Dark	52.500	154	22Bet Aqr	2.8990	5700.0	105	787	No
60	GOM_NL__2PRFIN20020425_024936_000000402005_00232_00787_0853.N1	25-APR-2002 02:49:36	Dark	39.500	18	24Alp PsA	1.1660	9700.0	79	787	No
61	GOM_NL__2PRFIN20020425_025515_000000372005_00232_00787_0854.N1	25-APR-2002 02:55:15	Dark	36.500	31	Alp Gru	1.7340	15200.	73	787	No
62	GOM_NL__2PRFIN20020425_025808_000000362005_00232_00787_0855.N1	25-APR-2002 02:58:08	Dark	35.500	148	Alp Tuc	2.8780	4100.0	71	787	No
63	GOM_NL__2PRFIN20020425_030034_000000382005_00233_00788_0820.N1	25-APR-2002 03:00:34	Dark	37.500	45	Alp Pav	1.9400	26000.	75	788	No
64	GOM_NL__2PRFIN20020425_030454_000000672005_00233_00788_0821.N1	25-APR-2002 03:04:54	Dark	66.500	103	38Zet Sgr	2.6000	9700.0	133	788	No
65	GOM_NL__2PRFIN20020425_030733_000000372005_00233_00788_0822.N1	25-APR-2002 03:07:33	Dark	37.000	43	Alp TrA	1.9100	4250.0	74	788	No
66	GOM_NL__2PRFIN20020425_030926_000000332005_00233_00788_0823.N1	25-APR-2002 03:09:26	Straylight	33.000	145	Gam TrA	2.8720	10600.	66	788	No
67	GOM_NL__2PRFIN20020425_031111_000000342005_00233_00788_0824.N1	25-APR-2002 03:11:11	Straylight	33.500	112	Alp Mus	2.6880	26000.	67	788	No
68	GOM_NL__2PRFIN20020425_031238_000000392005_00233_00788_0825.N1	25-APR-2002 03:12:38	Straylight	38.500	10	Bet Cen	0.61000	28000.	77	788	No
69	GOM_NL__2PRFIN20020425_031447_000000352005_00233_00788_0826.N1	25-APR-2002 03:14:47	Straylight	35.000	77	Eps Cen	2.3030	28000.	70	788	No
70	GOM_NL__2PRFIN20020425_031611_000000342005_00233_00788_0827.N1	25-APR-2002 03:16:11	Straylight	34.000	95	Zet Cen	2.5450	26000.	68	788	No
71	GOM_NL__2PRFIN20020425_031743_000000592005_00233_00788_0828.N1	25-APR-2002 03:17:43	Straylight	58.500	136	23Tau Sco	2.8220	30000.	117	788	No
72	GOM_NL__2PRFIN20020425_031926_000000562005_00233_00788_0829.N1	25-APR-2002 03:19:26	Tw_i_and_stray	56.000	156	20Sig Sco	2.9030	28000.	112	788	No
73	GOM_NL__2PRFIN20020425_032121_000000622005_00233_00788_0830.N1	25-APR-2002 03:21:21	Tw_i_and_stray	62.000	80	7Del Sco	2.3160	30000.	124	788	No
74	GOM_NL__2PRFIN20020425_032325_000000372005_00233_00788_0831.N1	25-APR-2002 03:23:25	Tw_i_and_stray	37.000	169	46Gam Hya	2.9910	4700.0	74	788	No
75	GOM_NL__2PRFIN20020425_032449_000000412005_00233_00788_0832.N1	25-APR-2002 03:24:49	Bright	41.000	122	9Alp2Lib	2.7470	9700.0	82	788	No
76	GOM_NL__2PRFIN20020425_032650_000000372005_00233_00788_0833.N1	25-APR-2002 03:26:50	Bright	37.000	15	67Alp Vir	0.97600	28000.	74	788	No
77	GOM_NL__2PRFIN20020425_032840_000001122005_00233_00788_0834.N1	25-APR-2002 03:28:40	Bright	111.50	98	13Zet Oph	2.5710	30000.	223	788	No
78	GOM_NL__2PRFIN20020425_033320_000000332005_00233_00788_0835.N1	25-APR-2002 03:33:20	Bright	33.000	138	47Eps Vir	2.8280	4700.0	66	788	No
79	GOM_NL__2PRFIN20020425_033448_000000322005_00233_00788_0836.N1	25-APR-2002 03:34:48	Bright	32.000	62	94Bet Leo	2.1360	9700.0	64	788	No
80	GOM_NL__2PRFIN20020425_033700_000000332005_00233_00788_0837.N1	25-APR-2002 03:37:00	Bright	32.500	96	68Del Leo	2.5600	9300.0	65	788	No
81	GOM_NL__2PRFIN20020425_034018_000000462005_00233_00788_0838.N1	25-APR-2002 03:40:18	Bright	46.000	83		2.3780	11000.	92	788	No
82	GOM_NL__2PRFIN20020425_034502_000000362005_00233_00788_0839.N1	25-APR-2002 03:45:02	Bright	36.000	39	85Eta UMa	1.8540	24000.	72	788	No
83	GOM_NL__2PRFIN20020425_034642_000000322005_00233_00788_0840.N1	25-APR-2002 03:46:42	Bright	32.000	82	48Bet UMa	2.3650	10600.	64	788	No
84	GOM_NL__2PRFIN20020425_034805_000000322005_00233_00788_0841.N1	25-APR-2002 03:48:05	Bright	32.000	36	50Alp UMa	1.8000	6300.0	64	788	No
85	GOM_NL__2PRFIN20020425_035254_000000372005_00233_00788_0842.N1	25-APR-2002 03:52:54	Bright	36.500	119	14Eta Dra	2.7270	4700.0	73	788	No
86	GOM_NL__2PRFIN20020425_035551_000000302005_00233_00788_0843.N1	25-APR-2002 03:55:51	Bright	29.500	49	1Alp UMi	1.9900	6300.0	59	788	No
87	GOM_NL__2PRFIN20020425_035820_000000592005_00233_00788_0844.N1	25-APR-2002 03:58:20	Bright	58.500	69	33Gam Dra	2.2310	3800.0	117	788	No
88	GOM_NL__2PRFIN20020425_040340_000000302005_00233_00788_0845.N1	25-APR-2002 04:03:40	Bright	30.000	76	27Gam Cas	2.3000	30000.	60	788	No
89	GOM_NL__2PRFIN20020425_040458_000000312005_00233_00788_0846.N1	25-APR-2002 04:04:58	Bright	30.500	68	18Alp Cas	2.2250	4500.0	61	788	No
90	GOM_NL__2PRFIN20020425_040704_000001242005_00233_00788_0847.N1	25-APR-2002 04:07:04	Bright	123.50	5	3Alp Lyr	0.033000	11000.	247	788	No
91	GOM_NL__2PRFIN20020425_041256_000000622005_00233_00788_0848.N1	25-APR-2002 04:12:56	Tw_i_and_stray	62.000	92	53Eps Cyg	2.5000	4500.0	124	788	No
92	GOM_NL__2PRFIN20020425_041736_000000382005_00233_00788_0849.N1	25-APR-2002 04:17:36	Tw_i_and_stray	38.000	90	54Alp Peg	2.4870	11000.	76	788	No
93	GOM_NL__2PRFIN20020425_042119_000000532005_00233_00788_0850.N1	25-APR-2002 04:21:19	Dark	53.000	61	8Eps Peg	2.1000	3900.0	106	788	No
94	GOM_NL__2PRFIN20020425_042346_000000432005_00233_00788_0851.N1	25-APR-2002 04:23:46	Dark	42.500	162	34Alp Aqr	2.9440	5350.0	85	788	No
95	GOM_NL__2PRFIN20020425_042658_000000492005_00233_00788_0852.N1	25-APR-2002 04:26:58	Dark	48.500	154	22Bet Aqr	2.8990	5700.0	97	788	No
96	GOM_NL__2PRFIN20020425_043012_000000442005_00233_00788_0853.N1	25-APR-2002 04:30:12	Dark	43.500	18	24Alp PsA	1.1660	9700.0	87	788	No
97	GOM_NL__2PRFIN20020425_043406_000000382005_00233_00788_0854.N1	25-APR-2002 04:34:06	Dark	37.500	172	Gam Gru	3.0030	13100.	75	788	No
98	GOM_NL__2PRFIN20020425_043551_000000362005_00233_00788_0855.N1	25-APR-2002 04:35:51	Dark	36.000	31	Alp Gru	1.7340	15200.	72	788	No
99	GOM_NL__2PRFIN20020425_043844_000000452005_00233_00788_0856.N1	25-APR-2002 04:38:44	Dark	44.500	148	Alp Tuc	2.8780	4100.0	89	788	No
100	GOM_NL__2PRFIN20020425_044111_000000362005_00234_00789_0820.N1	25-APR-2002 04:41:11	Dark	36.000	45	Alp Pav	1.9400	26000.	72	789	No
101	GOM_NL__2PRFIN20020425_044532_000000642005_00234_00789_0821.N1	25-APR-2002 04:45:32	Dark	64.000	103	38Zet Sgr	2.6000	9700.0	128	789	No

102	GOM_NL__2PRFIN20020425_044809_000000342005_00234_00789_0822.N1	25-APR-2002 04:48:09	Dark	34.000	43	Alp TrA	1.9100	4250.0	68	789	No
103	GOM_NL__2PRFIN20020425_045003_000000342005_00234_00789_0823.N1	25-APR-2002 04:50:03	Straylight	33.500	145	Gam TrA	2.8720	10600.	67	789	No
104	GOM_NL__2PRFIN20020425_045147_000000342005_00234_00789_0824.N1	25-APR-2002 04:51:47	Straylight	33.500	112	Alp Mus	2.6880	26000.	67	789	No
105	GOM_NL__2PRFIN20020425_045314_000000392005_00234_00789_0825.N1	25-APR-2002 04:53:14	Straylight	39.000	10	Bet Cen	0.61000	28000.	78	789	No
106	GOM_NL__2PRFIN20020425_045523_000000362005_00234_00789_0826.N1	25-APR-2002 04:55:23	Straylight	35.500	77	Eps Cen	2.3030	28000.	71	789	No
107	GOM_NL__2PRFIN20020425_045647_000000352005_00234_00789_0827.N1	25-APR-2002 04:56:47	Straylight	35.000	95	Zet Cen	2.5450	26000.	70	789	No
108	GOM_NL__2PRFIN20020425_045820_000000562005_00234_00789_0828.N1	25-APR-2002 04:58:20	Straylight	55.500	136	23Tau Sco	2.8220	30000.	111	789	No
109	GOM_NL__2PRFIN20020425_050003_000000622005_00234_00789_0829.N1	25-APR-2002 05:00:03	Tw_i_and_stray	61.500	156	20Sig Sco	2.9030	28000.	123	789	No
110	GOM_NL__2PRFIN20020425_050157_000000602005_00234_00789_0830.N1	25-APR-2002 05:01:57	Tw_i_and_stray	60.000	80	7Del Sco	2.3160	30000.	120	789	No
111	GOM_NL__2PRFIN20020425_050401_000000402005_00234_00789_0831.N1	25-APR-2002 05:04:01	Tw_i_and_stray	39.500	169	46Gam Hya	2.9910	4700.0	79	789	No
112	GOM_NL__2PRFIN20020425_050525_000000492005_00234_00789_0832.N1	25-APR-2002 05:05:25	Bright	49.000	122	9Alp2Lib	2.7470	9700.0	98	789	No
113	GOM_NL__2PRFIN20020425_050726_000000362005_00234_00789_0833.N1	25-APR-2002 05:07:26	Bright	36.000	15	67Alp Vir	0.97600	28000.	72	789	No
114	GOM_NL__2PRFIN20020425_050915_000001122005_00234_00789_0834.N1	25-APR-2002 05:09:15	Bright	111.50	98	13Zet Oph	2.5710	30000.	223	789	No
115	GOM_NL__2PRFIN20020425_051356_000000342005_00234_00789_0835.N1	25-APR-2002 05:13:56	Bright	33.500	138	47Eps Vir	2.8280	4700.0	67	789	No
116	GOM_NL__2PRFIN20020425_051524_000000322005_00234_00789_0836.N1	25-APR-2002 05:15:24	Bright	32.000	62	94Bet Leo	2.1360	9700.0	64	789	No
117	GOM_NL__2PRFIN20020425_051736_000000332005_00234_00789_0837.N1	25-APR-2002 05:17:36	Bright	32.500	96	68Del Leo	2.5600	9300.0	65	789	No
118	GOM_NL__2PRFIN20020425_052053_000000472005_00234_00789_0838.N1	25-APR-2002 05:20:53	Bright	46.500	83		2.3780	11000.	93	789	No
119	GOM_NL__2PRFIN20020425_052538_000000372005_00234_00789_0839.N1	25-APR-2002 05:25:38	Bright	36.500	39	85Eta UMa	1.8540	24000.	73	789	No
120	GOM_NL__2PRFIN20020425_052718_000000312005_00234_00789_0840.N1	25-APR-2002 05:27:18	Bright	30.500	82	48Bet UMa	2.3650	10600.	61	789	No
121	GOM_NL__2PRFIN20020425_052841_000000332005_00234_00789_0841.N1	25-APR-2002 05:28:41	Bright	33.000	36	50Alp UMa	1.8000	6300.0	66	789	No
122	GOM_NL__2PRFIN20020425_053330_000000382005_00234_00789_0842.N1	25-APR-2002 05:33:30	Bright	38.000	119	14Eta Dra	2.7270	4700.0	76	789	No
123	GOM_NL__2PRFIN20020425_053627_000000312005_00234_00789_0843.N1	25-APR-2002 05:36:27	Bright	31.000	49	1Alp UMi	1.9900	6300.0	62	789	No
124	GOM_NL__2PRFIN20020425_053855_000000592005_00234_00789_0844.N1	25-APR-2002 05:38:55	Bright	59.000	69	33Gam Dra	2.2310	3800.0	118	789	No
125	GOM_NL__2PRFIN20020425_054416_000000322005_00234_00789_0845.N1	25-APR-2002 05:44:16	Bright	32.000	76	27Gam Cas	2.3000	30000.	64	789	No
126	GOM_NL__2PRFIN20020425_054534_000000312005_00234_00789_0846.N1	25-APR-2002 05:45:34	Bright	31.000	68	18Alp Cas	2.2250	4500.0	62	789	No
127	GOM_NL__2PRFIN20020425_054739_000001352005_00234_00789_0847.N1	25-APR-2002 05:47:39	Bright	135.00	5	3Alp Lyr	0.033000	11000.	270	789	No
128	GOM_NL__2PRFIN20020425_055332_000000652005_00234_00789_0848.N1	25-APR-2002 05:53:32	Tw_i_and_stray	64.500	92	53Eps Cyg	2.5000	4500.0	129	789	No
129	GOM_NL__2PRFIN20020425_064950_000001132005_00235_00790_0820.N1	25-APR-2002 06:49:50	Bright	112.50	98	13Zet Oph	2.5710	30000.	225	790	No
130	GOM_NL__2PRFIN20020425_065432_000000352005_00235_00790_0821.N1	25-APR-2002 06:54:32	Bright	34.500	138	47Eps Vir	2.8280	4700.0	69	790	No
131	GOM_NL__2PRFIN20020425_065600_000000322005_00235_00790_0822.N1	25-APR-2002 06:56:00	Bright	32.000	62	94Bet Leo	2.1360	9700.0	64	790	No
132	GOM_NL__2PRFIN20020425_065812_000000332005_00235_00790_0823.N1	25-APR-2002 06:58:12	Bright	33.000	96	68Del Leo	2.5600	9300.0	66	790	No
133	GOM_NL__2PRFIN20020425_070128_000000472005_00235_00790_0824.N1	25-APR-2002 07:01:28	Bright	47.000	83		2.3780	11000.	94	790	No
134	GOM_NL__2PRFIN20020425_070613_000000352005_00235_00790_0825.N1	25-APR-2002 07:06:13	Bright	35.000	39	85Eta UMa	1.8540	24000.	70	790	No
135	GOM_NL__2PRFIN20020425_070754_000000332005_00235_00790_0826.N1	25-APR-2002 07:07:54	Bright	33.000	82	48Bet UMa	2.3650	10600.	66	790	No
136	GOM_NL__2PRFIN20020425_070918_000000332005_00235_00790_0827.N1	25-APR-2002 07:09:18	Bright	32.500	36	50Alp UMa	1.8000	6300.0	65	790	No
137	GOM_NL__2PRFIN20020425_071405_000000422005_00235_00790_0828.N1	25-APR-2002 07:14:05	Bright	41.500	119	14Eta Dra	2.7270	4700.0	83	790	No
138	GOM_NL__2PRFIN20020425_071703_000000332005_00235_00790_0829.N1	25-APR-2002 07:17:03	Bright	32.500	49	1Alp UMi	1.9900	6300.0	65	790	No
139	GOM_NL__2PRFIN20020425_071930_000000582005_00235_00790_0830.N1	25-APR-2002 07:19:30	Bright	57.500	69	33Gam Dra	2.2310	3800.0	115	790	No
140	GOM_NL__2PRFIN20020425_072453_000000332005_00235_00790_0831.N1	25-APR-2002 07:24:53	Bright	32.500	76	27Gam Cas	2.3000	30000.	65	790	No
141	GOM_NL__2PRFIN20020425_072610_000000322005_00235_00790_0832.N1	25-APR-2002 07:26:10	Bright	31.500	68	18Alp Cas	2.2250	4500.0	63	790	No
142	GOM_NL__2PRFIN20020425_072813_000001372005_00235_00790_0833.N1	25-APR-2002 07:28:13	Bright	136.50	5	3Alp Lyr	0.033000	11000.	273	790	No
143	GOM_NL__2PRFIN20020425_073408_000000662005_00235_00790_0834.N1	25-APR-2002 07:34:08	Tw_i_and_stray	66.000	92	53Eps Cyg	2.5000	4500.0	132	790	No
144	GOM_NL__2PRFIN20020425_073849_000000382005_00235_00790_0835.N1	25-APR-2002 07:38:49	Tw_i_and_stray	38.000	90	54Alp Peg	2.4870	11000.	76	790	No
145	GOM_NL__2PRFIN20020425_074232_000000562005_00235_00790_0836.N1	25-APR-2002 07:42:32	Dark	55.500	61	8Eps Peg	2.1000	3900.0	111	790	No
146	GOM_NL__2PRFIN20020425_074459_000000452005_00235_00790_0837.N1	25-APR-2002 07:44:59	Dark	45.000	162	34Alp Aqr	2.9440	5350.0	90	790	No
147	GOM_NL__2PRFIN20020425_074812_000000482005_00235_00790_0838.N1	25-APR-2002 07:48:12	Dark	48.000	154	22Bet Aqr	2.8990	5700.0	96	790	No
148	GOM_NL__2PRFIN20020425_075125_000000402005_00235_00790_0839.N1	25-APR-2002 07:51:25	Dark	40.000	18	24Alp PsA	1.1660	9700.0	80	790	No
149	GOM_NL__2PRFIN20020425_075520_000000382005_00235_00790_0840.N1	25-APR-2002 07:55:20	Dark	37.500	172	Gam Gru	3.0030	13100.	75	790	No
150	GOM_NL__2PRFIN20020425_075704_000000362005_00235_00790_0841.N1	25-APR-2002 07:57:04	Dark	36.000	31	Alp Gru	1.7340	15200.	72	790	No
151	GOM_NL__2PRFIN20020425_075957_000000372005_00235_00790_0842.N1	25-APR-2002 07:59:57	Dark	36.500	148	Alp Tuc	2.8780	4100.0	73	790	No
152	GOM_NL__2PRFIN20020425_163910_000000602005_00241_00796_0822.N1	25-APR-2002 16:39:10	Dark	59.500	77	Eps Cen	2.3030	28000.	119	796	Yes

3. Quality information per product

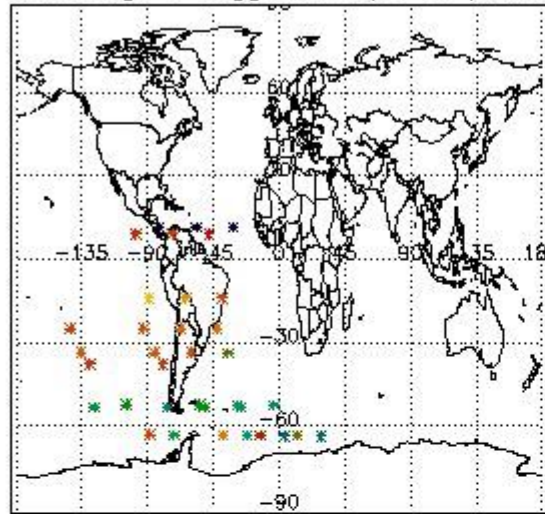
In this section it is plotted some information contained in the Quality Summary data set of the level 2 products. Only products in dark limb conditions and without errors (error flag in the MPH set to "0") are used.

3.1 Plot quality information per product (time dependant)

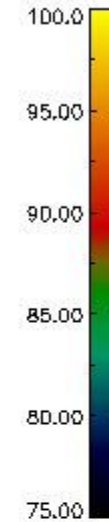
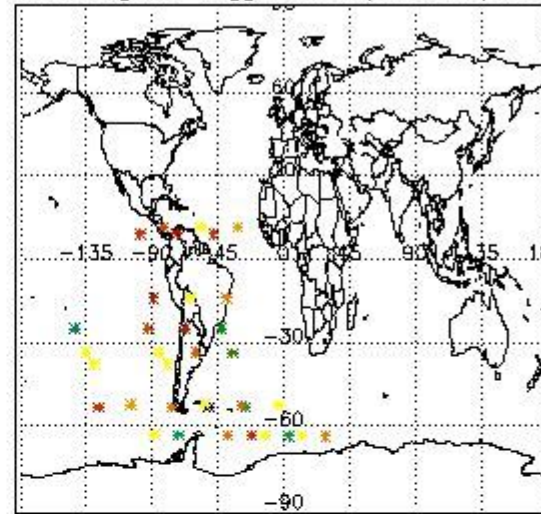


3.2 Plot quality information per product (world map)


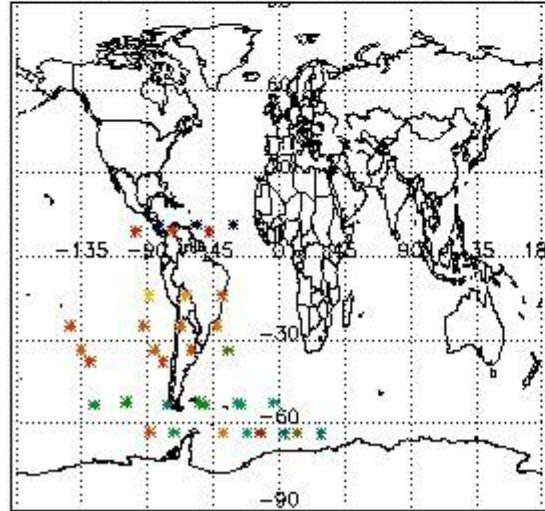
Percentage of flagged data per O3 profile



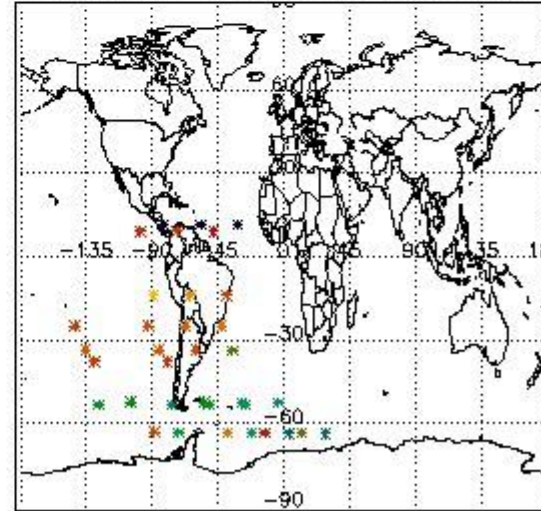
Percentage of flagged data per H2O profile



Percentage of flagged data per NO2 profile



Percentage of flagged data per NO3 profile

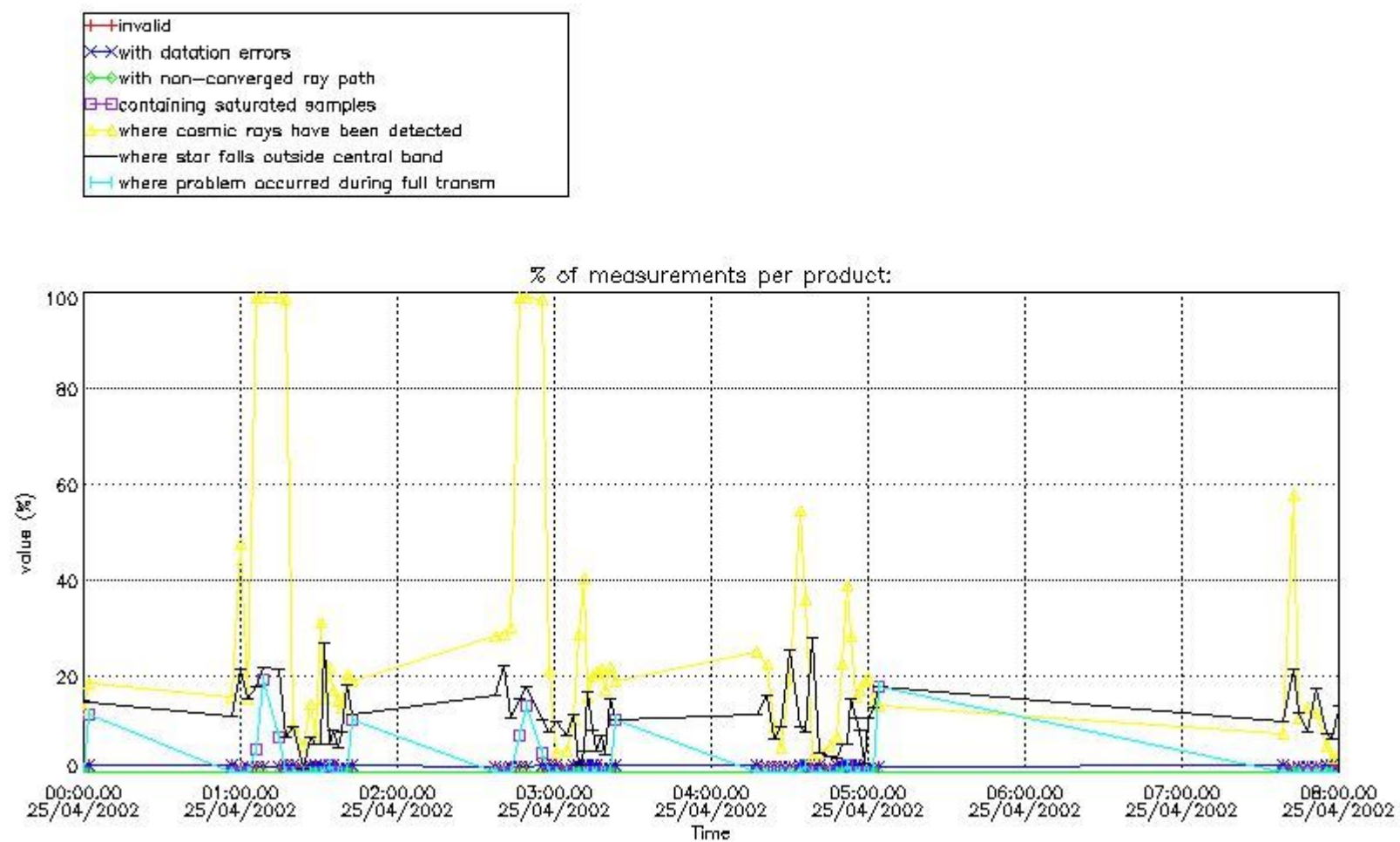


4. Level 1 quality information per product

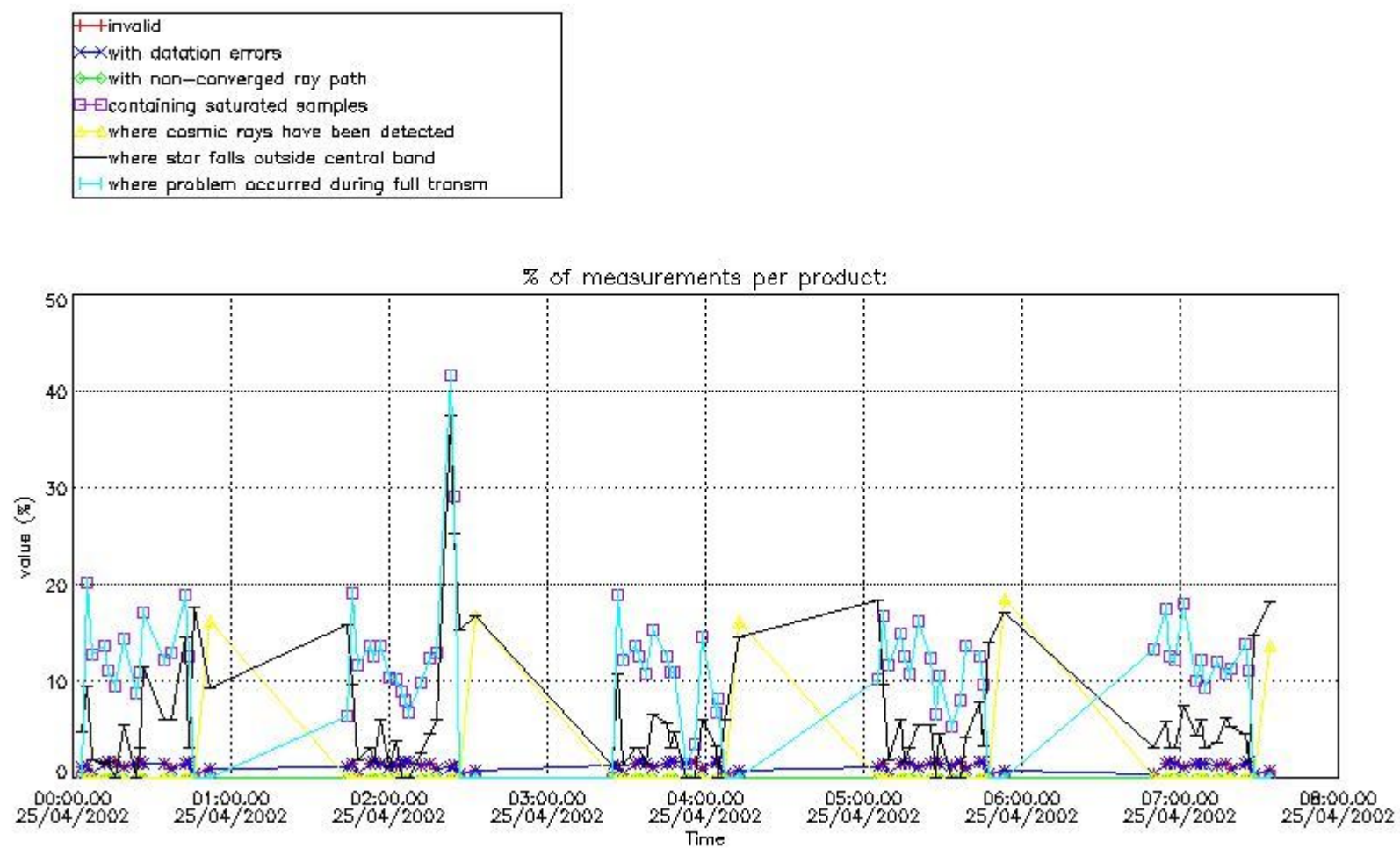
In this section it is plotted some information contained in the Quality Summary data set of the level 2 products that comes from the level 1b processing. Products without errors (error flag in the MPH set to "0") are used.

4.1 Plot quality information per product (time dependant) coming from level 1b processing

4.1.1 Plot level 1 quality information per product (time dependant): ENVISAT ASCENDING passes



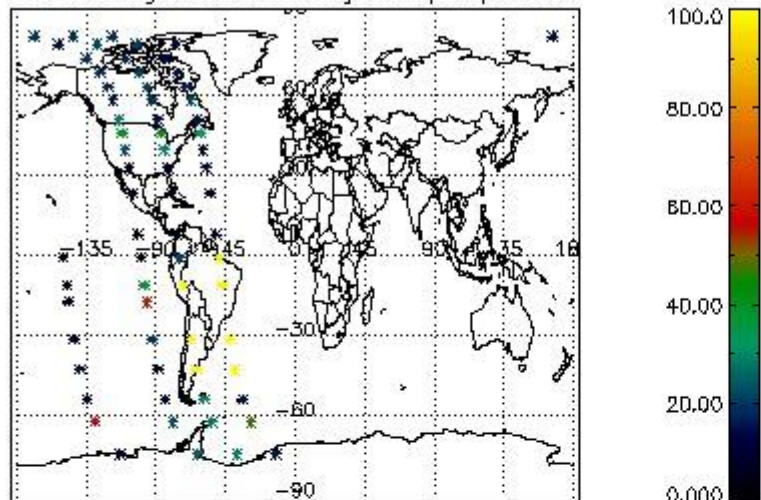
4.1.2 Plot level 1 quality information per product (time dependant): ENVI SAT DESCENDING passes



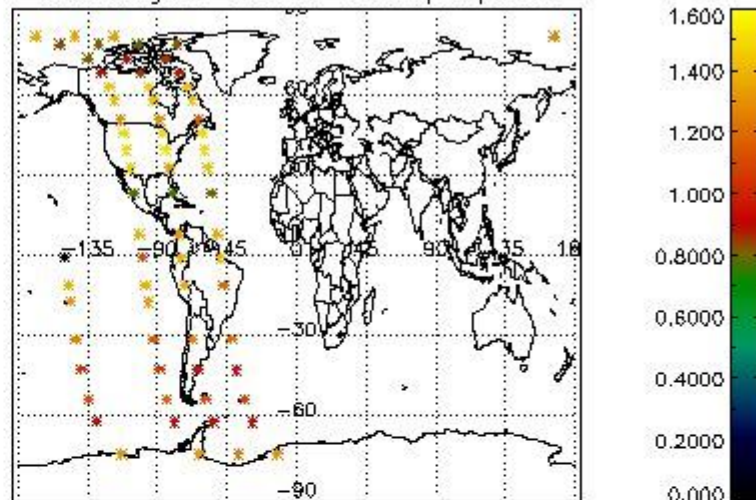
4.2 Plot quality information per product coming from level 1b processing (world map)

4.2.1 Plot level 1 quality information per product (world map): ENVISAT ASCENDING passes

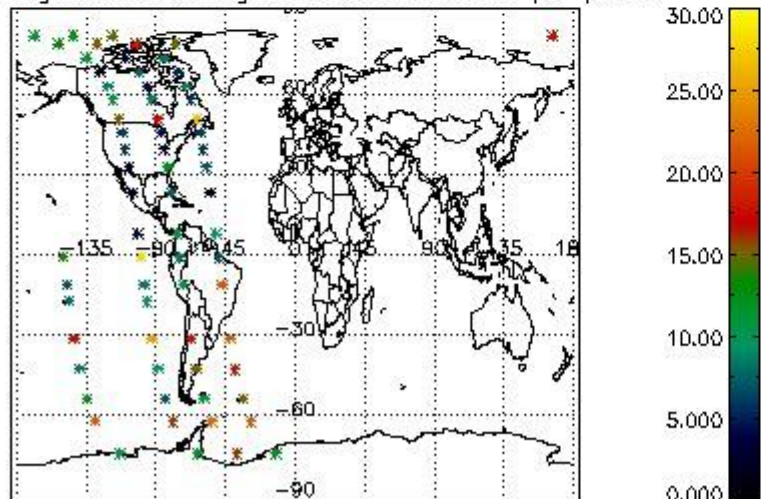
Percentage of cosmic ray hits per profile



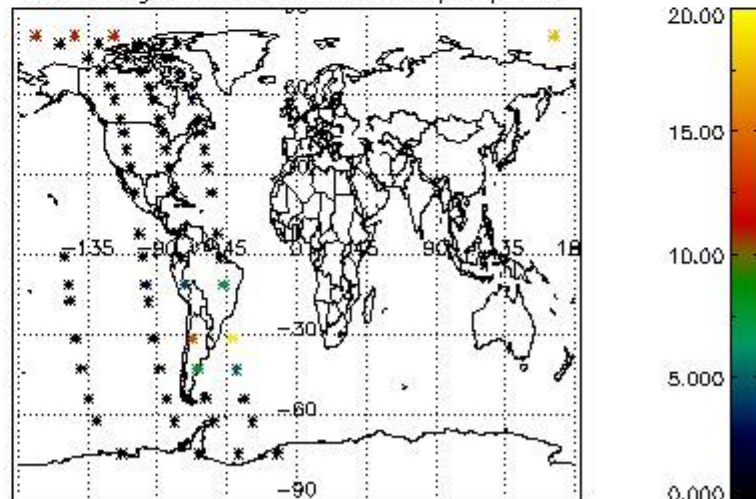
Percentage of datation errors per profile



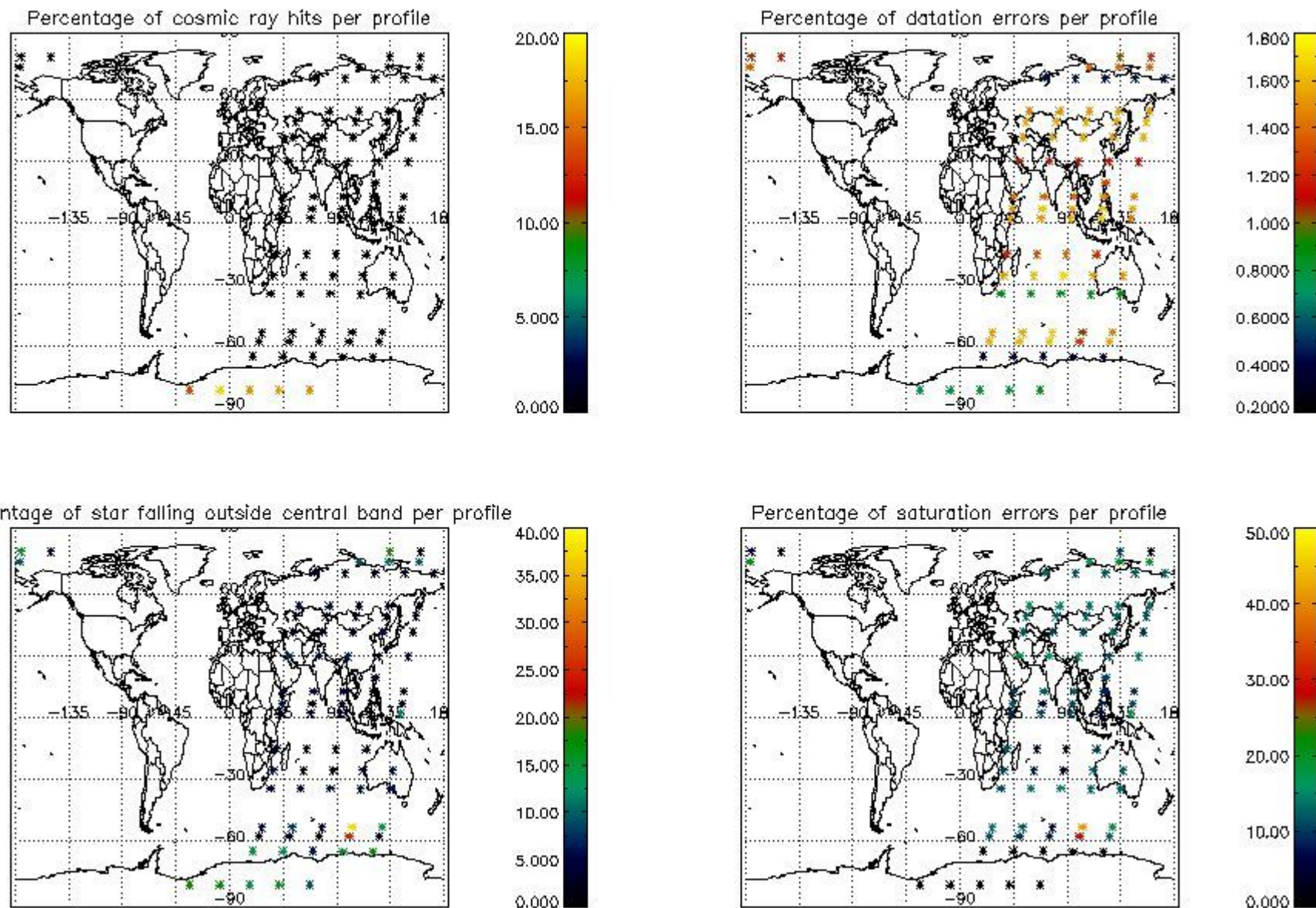
Percentage of star falling outside central band per profile



Percentage of saturation errors per profile



4.2.2 Plot level 1 quality information per product (world map): ENVISAT DESCENDING passes



5. Trace gas profiles

5.1 Ozone statistics based on quality of products

The final quality of the products can be "measured" using the STD (Standard Deviation) attached to every point profile. This information is written to the parameter GOM_NL__2P/NL_LOCAL_SPECIES_DENSITY/o3_std of the level 2 products. The table below shows the statistics for given STD ranges.

The statistics are given with respect to the overall valid production:

- Products without fatal errors: GOM_NL__2P/MPH/PRODUCT_ERR=0
- Valid point profile: GOM_NL__2P/NL_LOCAL_SPECIES_DENSITY/pcd(0)=0

The 'Criteria' is applied to valid points of dark limb products:

- Products in dark limb illumination condition: GOM_NL__2P/NL_SUMMARY_QUALITY/obs_ill_cond=0
- Products without fatal errors: GOM_NL__2P/MPH/PRODUCT_ERR=0
- Valid point profile: GOM_NL__2P/NL_LOCAL_SPECIES_DENSITY/pcd(0)=0

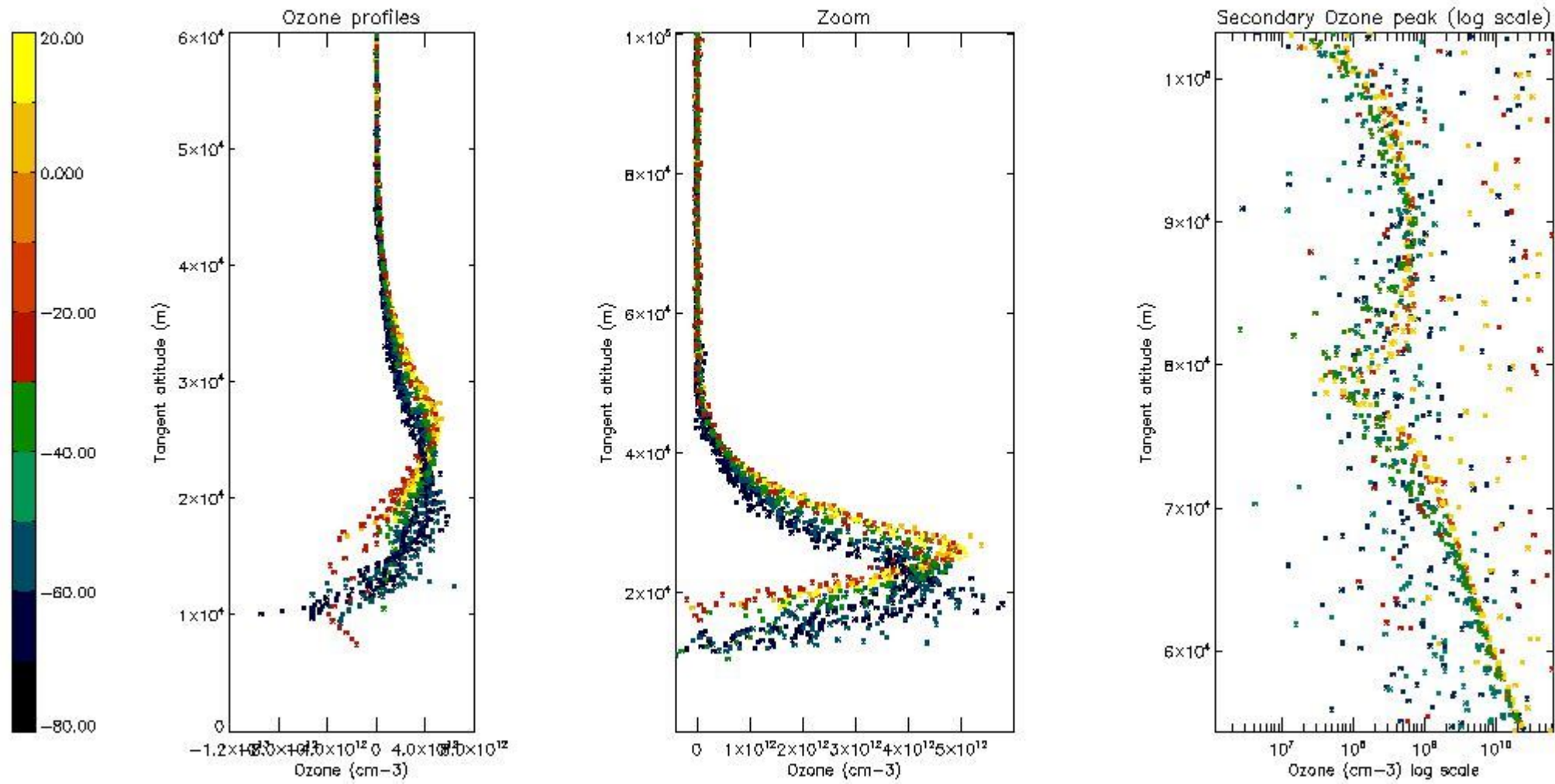
So, the table below shows the percentage of dark limb and valid observations for each criteria with respect to the overall valid daily observations.

Criteria	% of total production
All STD	22
STD < 20	12

STD < 10	9
STD < 5	5

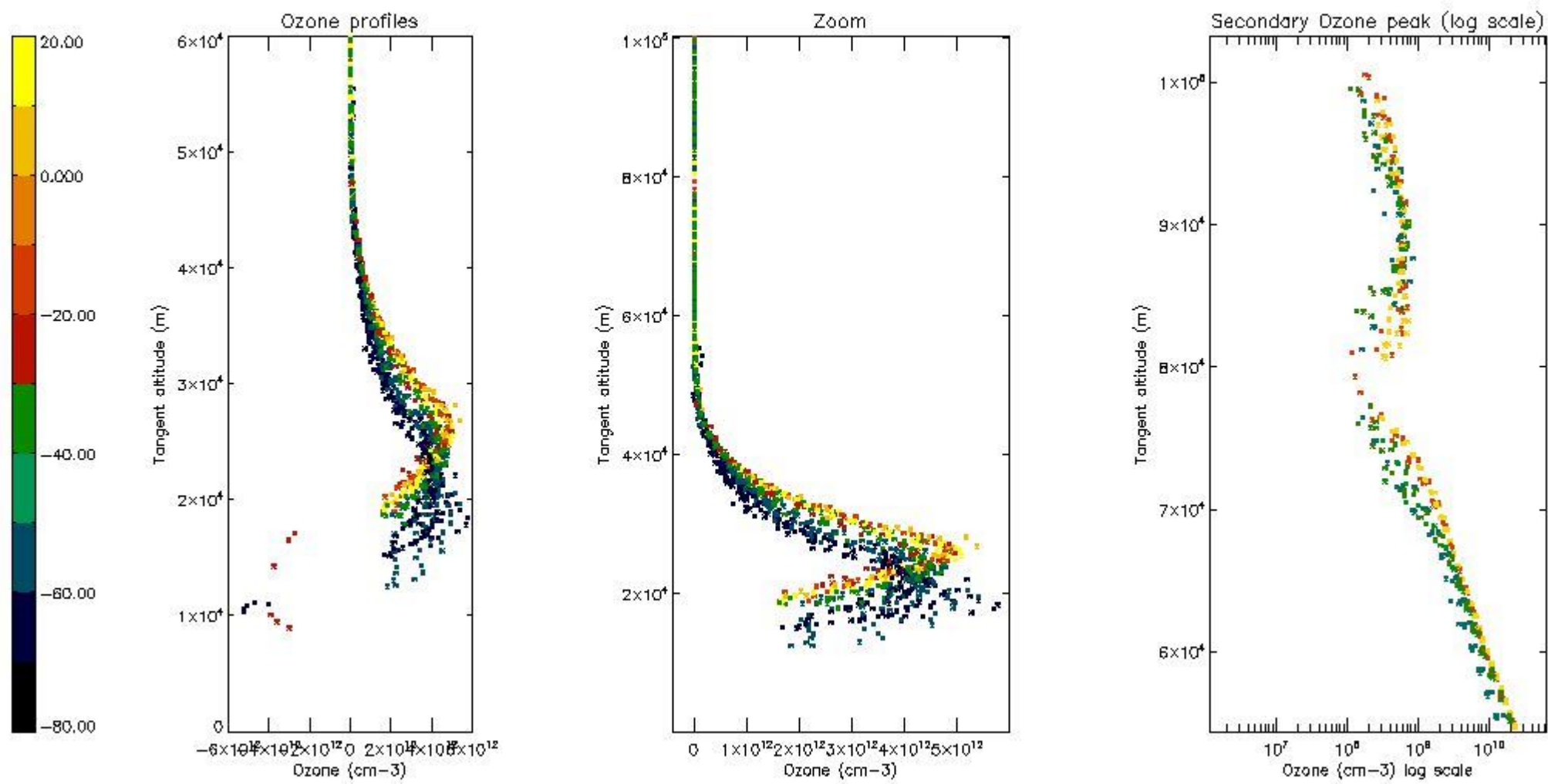
5.2 Plot ozone profiles for all STD (dark without errors)

The colorbar represents the latitude.



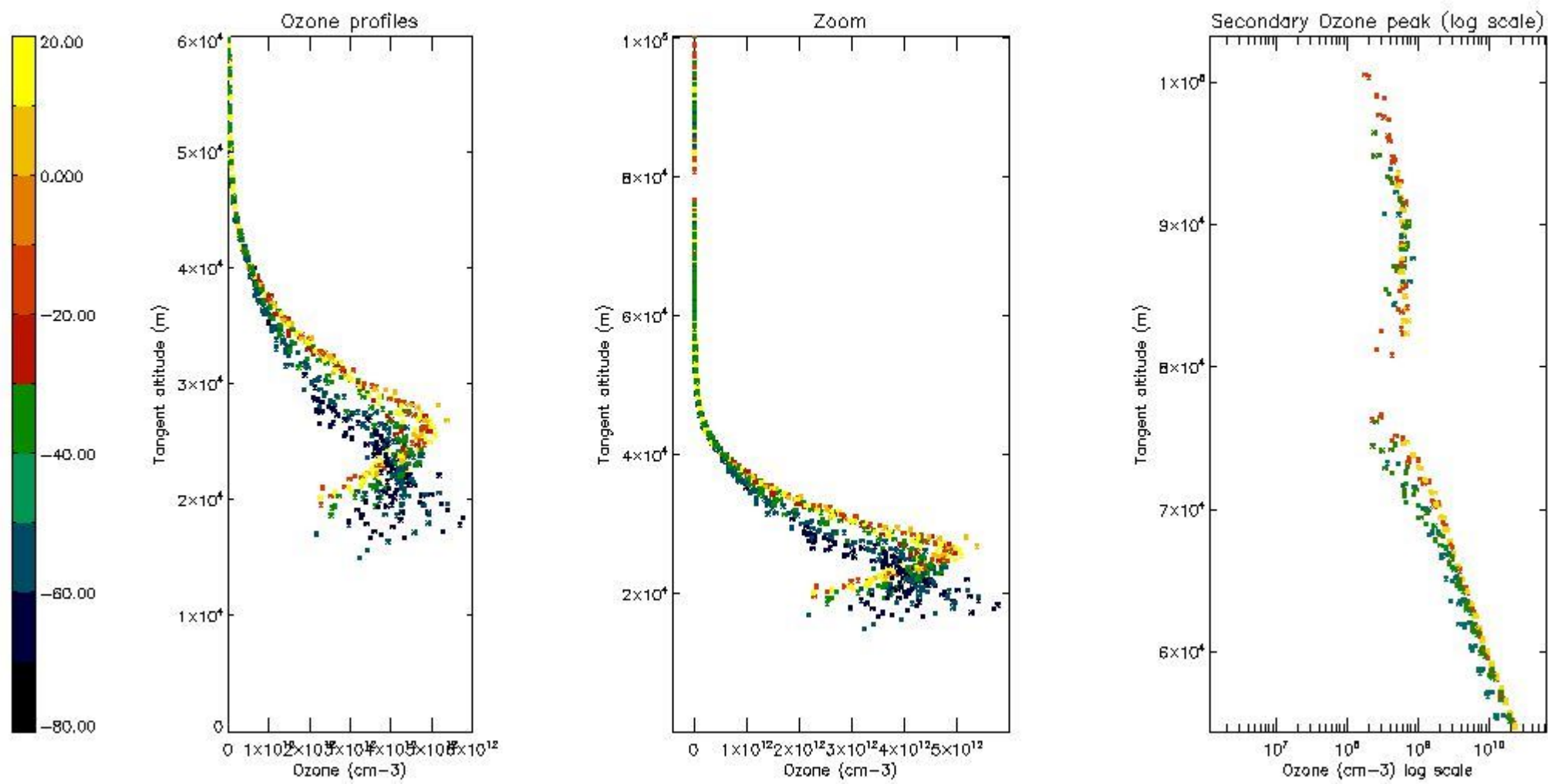
5.3 Plot ozone profiles where STD < 20% (dark without errors)

The colorbar represents the latitude.



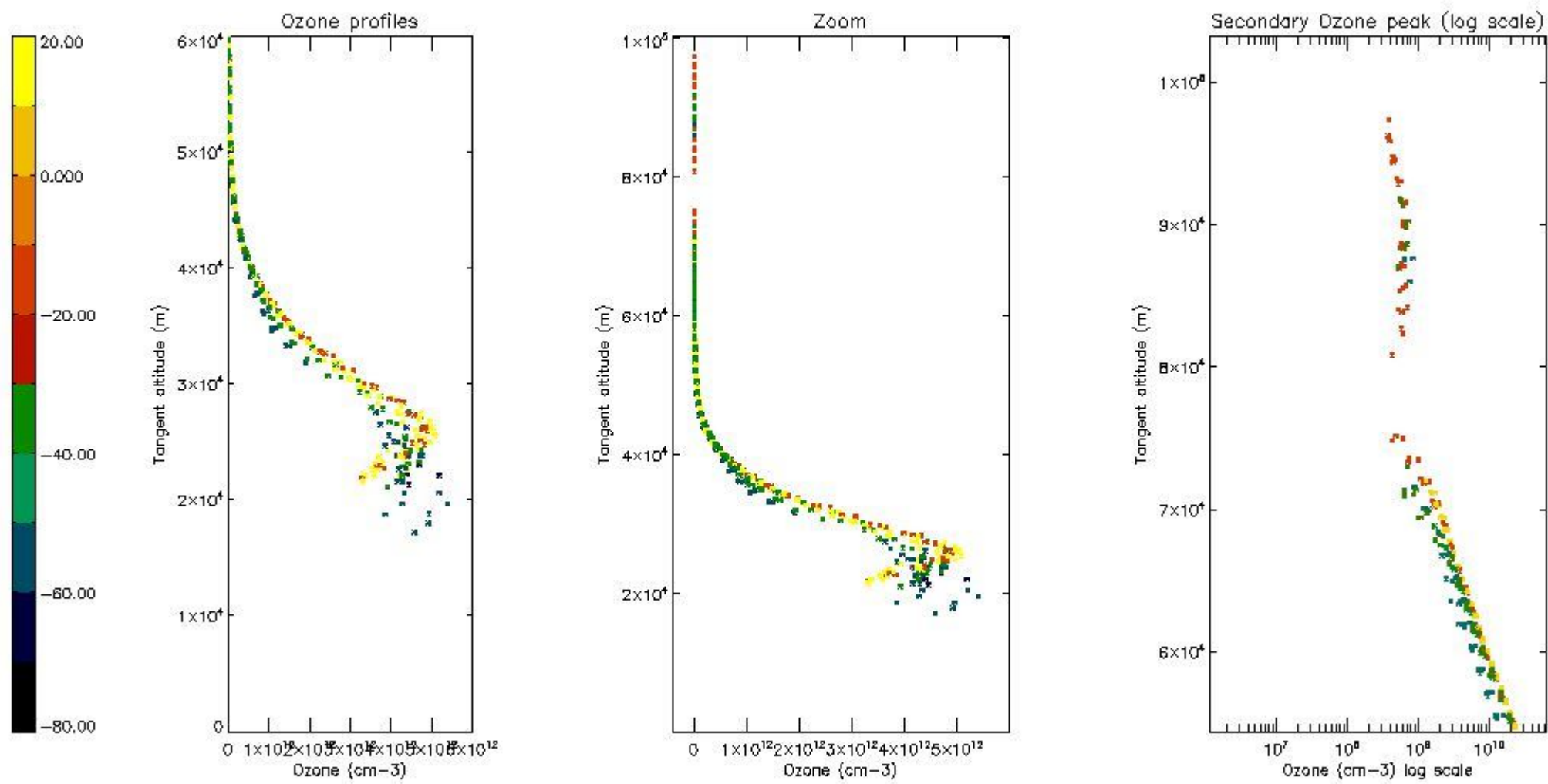
5.4 Plot ozone profiles where STD < 10% (dark without errors)

The colorbar represents the latitude.



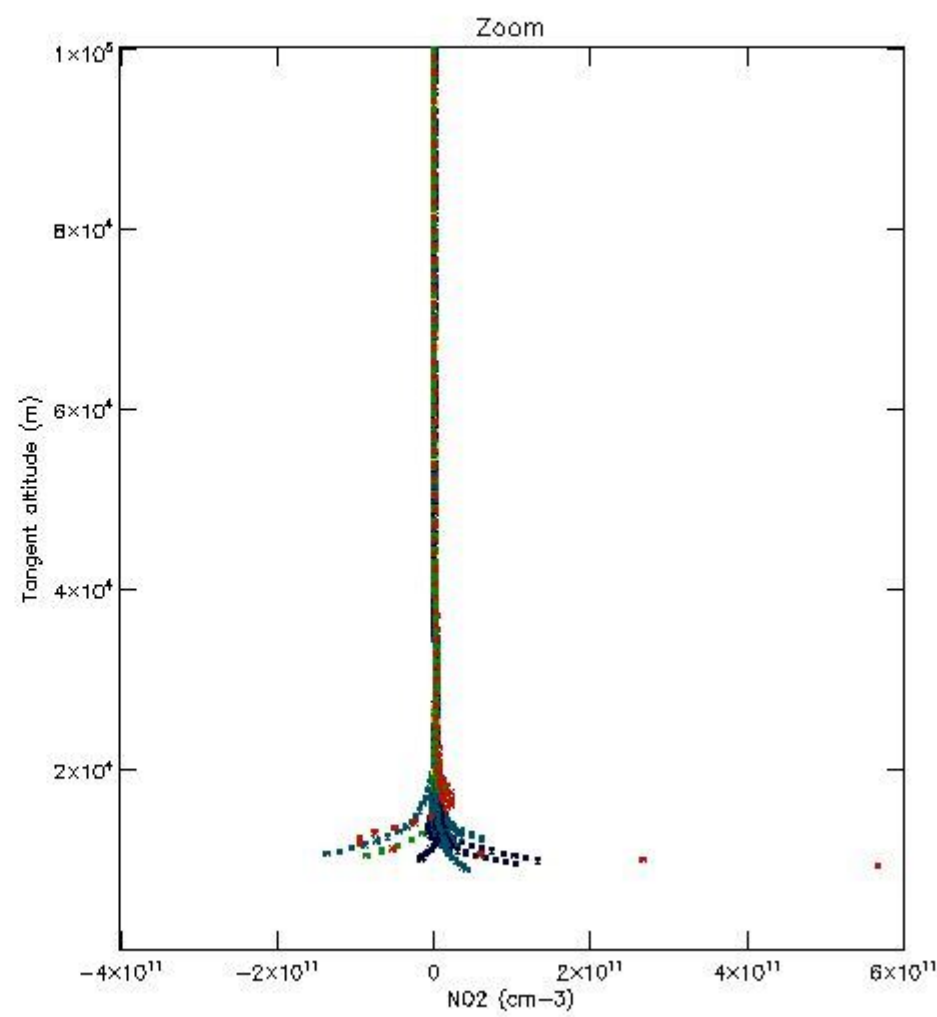
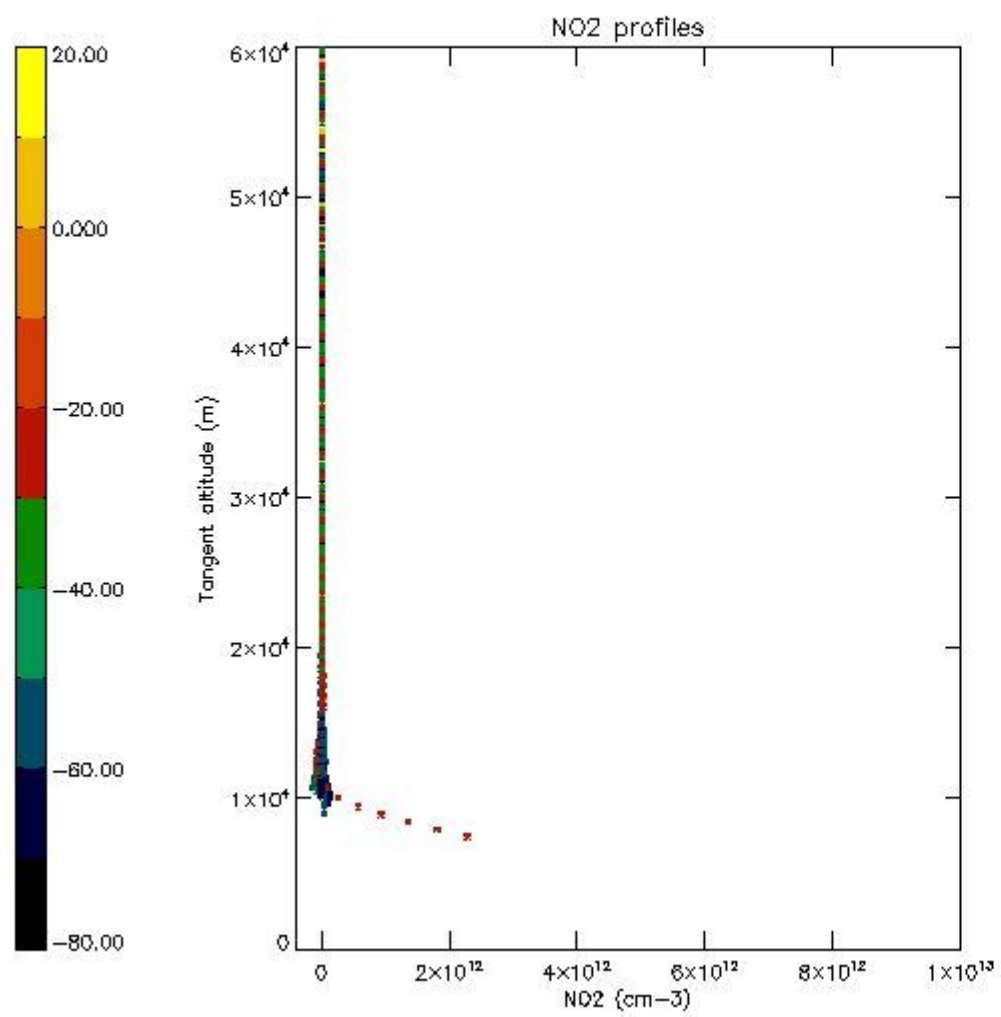
5.5 Plot ozone profiles where STD < 5% (dark without errors)

The colorbar represents the latitude.



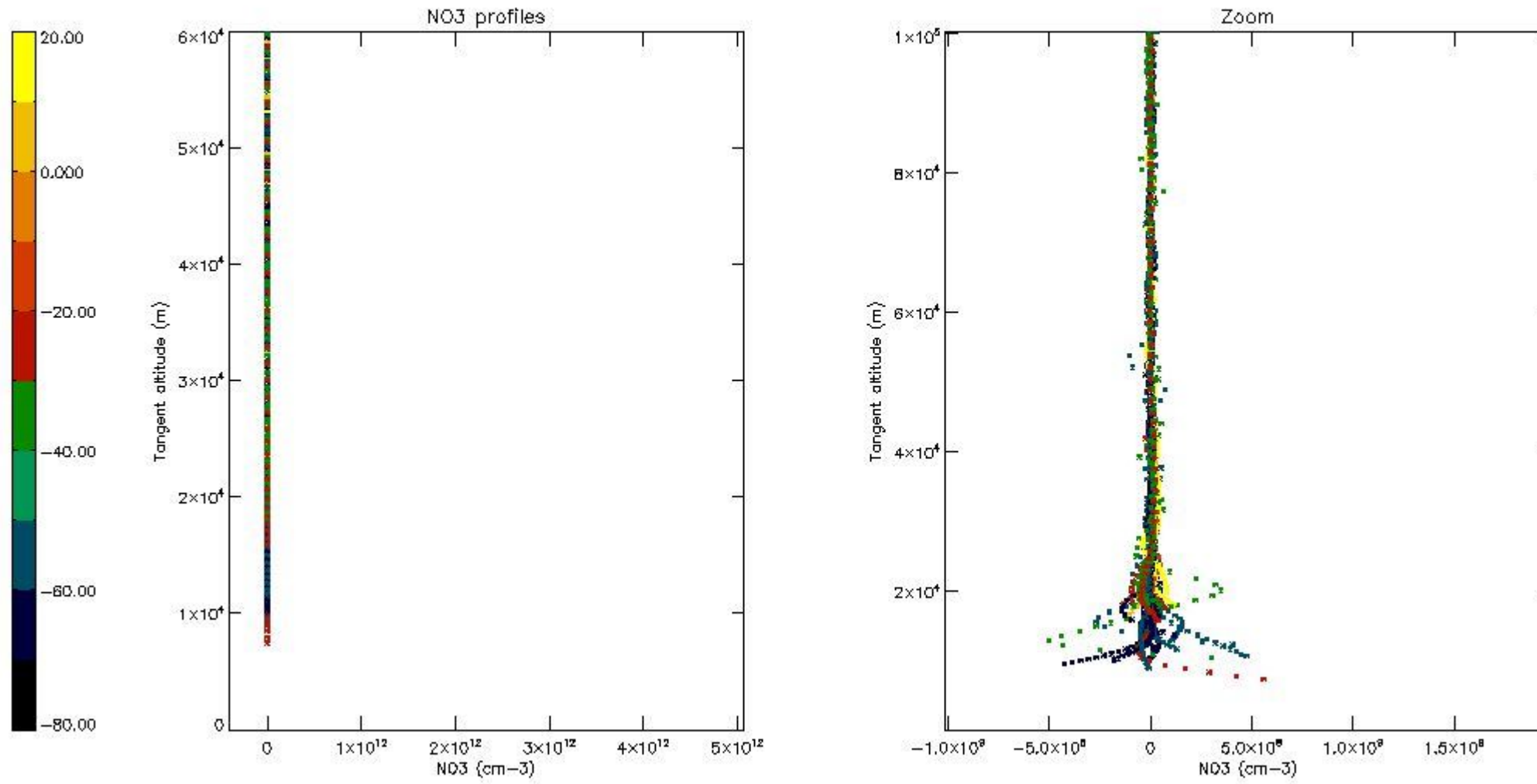
5.6 Plot NO₂ profiles for all STD (dark without errors)

The colorbar represents the latitude.



5.7 Plot NO3 profiles for all STD (dark without errors)

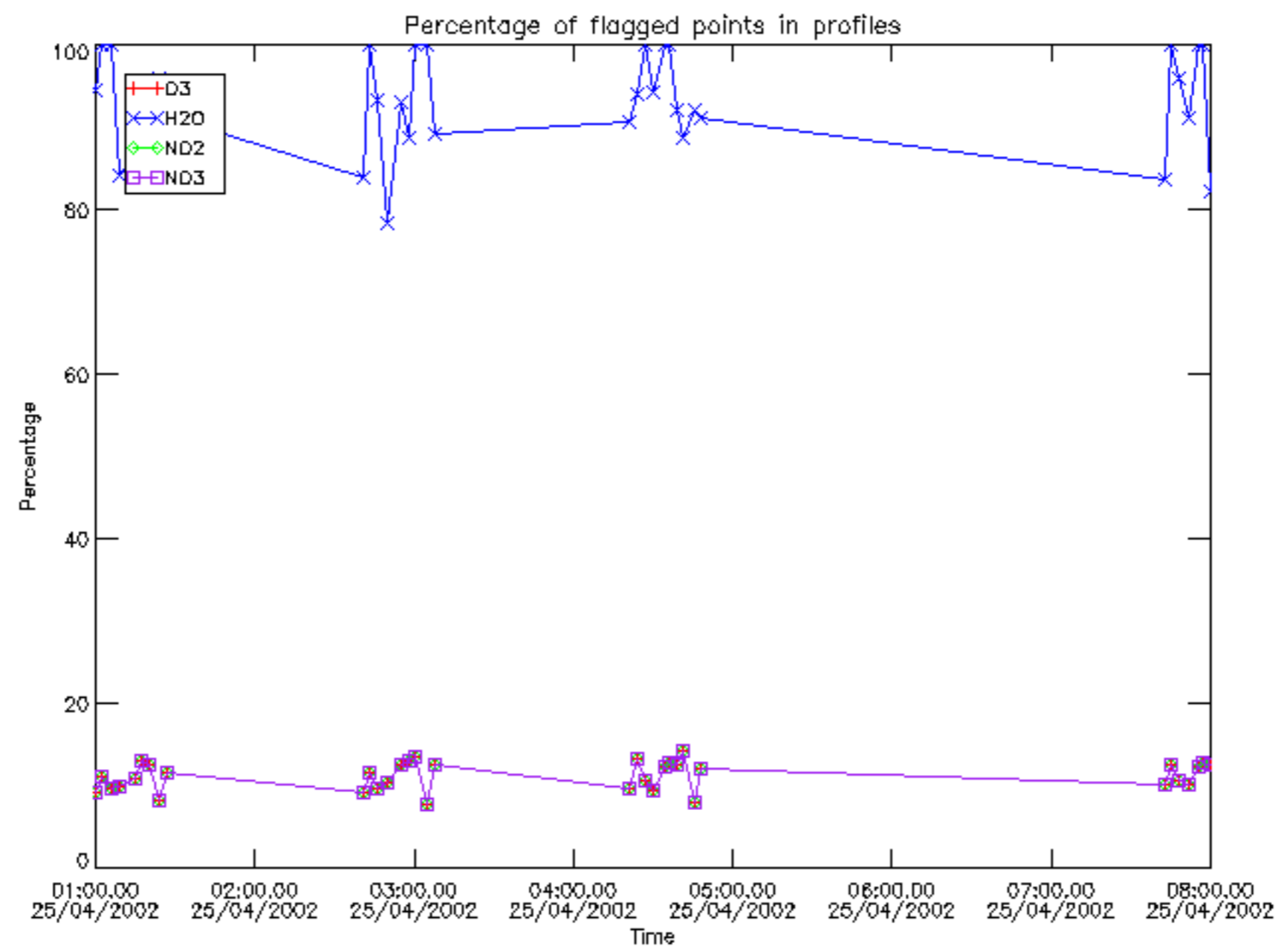
The colorbar represents the latitude.



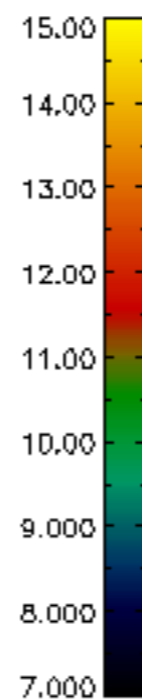
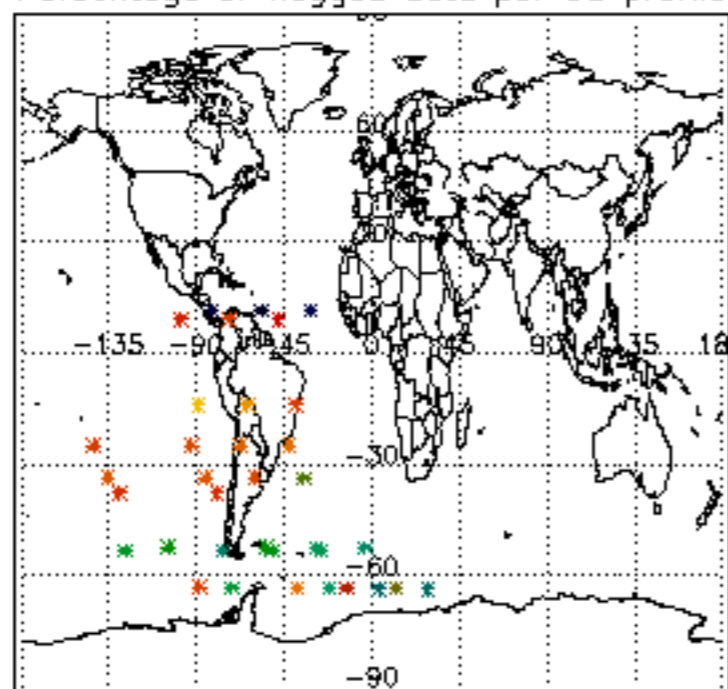
6. Auxiliary Data Files used for the production reported in section 2

The number reported in the third column indicates since which file (see list in section 2) the corresponding auxiliary file has been used. The fourth column is the date of those product files.

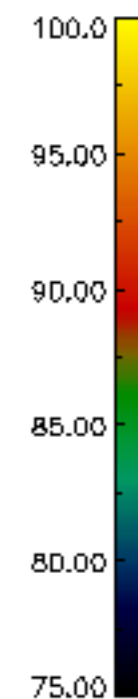
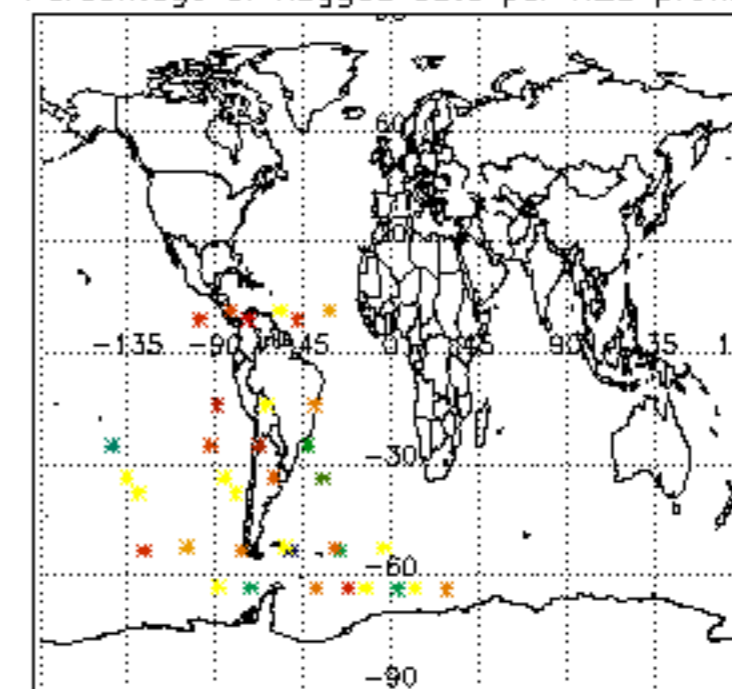
Type	Auxiliary Filename	Used since product	Used since product date
INST_PHYS_CHARACTERISTICS	GOM_INS_AXNIEC20050627_150440_20020301_000000_20100101_000000	1	25-APR-2002 00:00:08
LEVEL-2_PROC_CONFIG	GOM_PR2_AXVIEC20091111_152718_20020301_000000_20500101_000000	1	25-APR-2002 00:00:08
CROSS_SECTIONS_FILE	GOM_CRS_AXVIEC20091111_154832_20020301_000000_20500101_000000	1	25-APR-2002 00:00:08



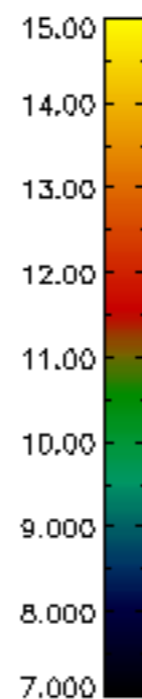
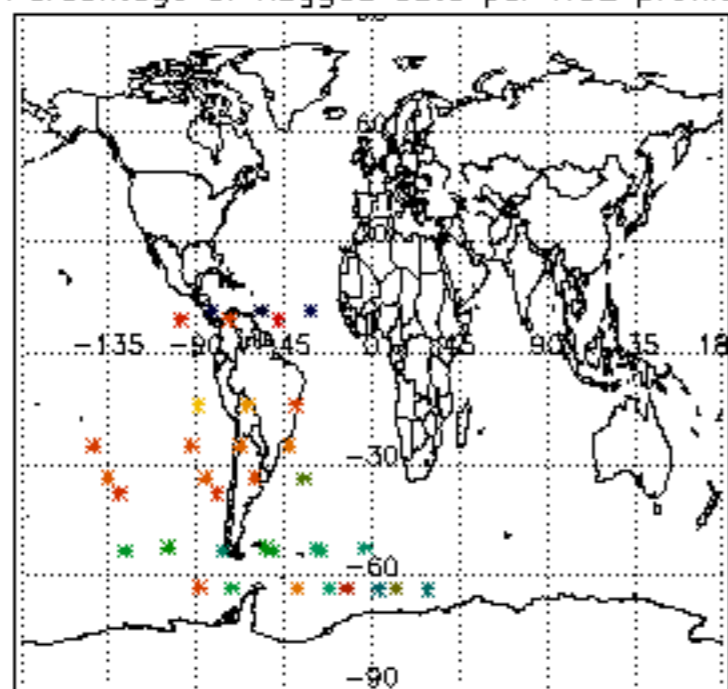
Percentage of flagged data per D3 profile



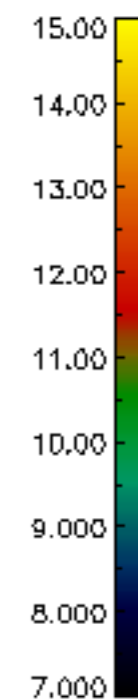
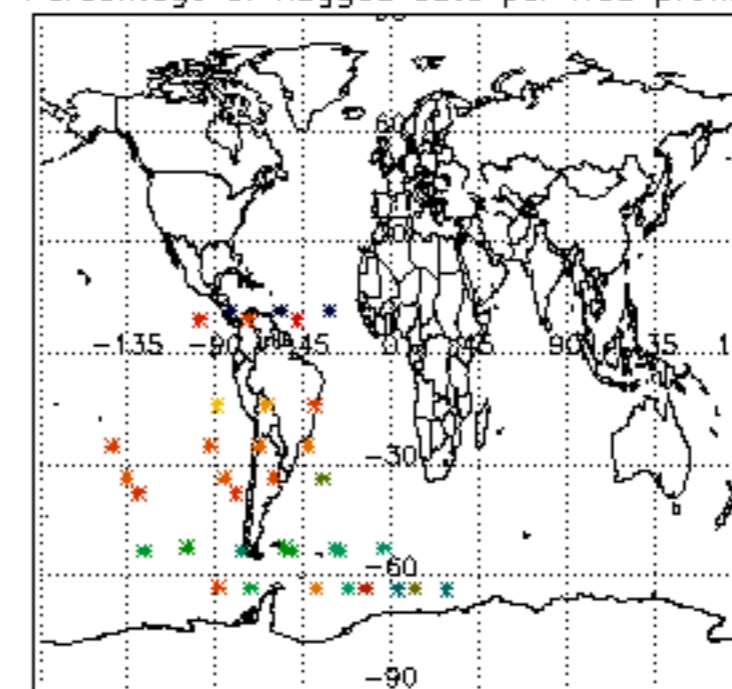
Percentage of flagged data per H2O profile

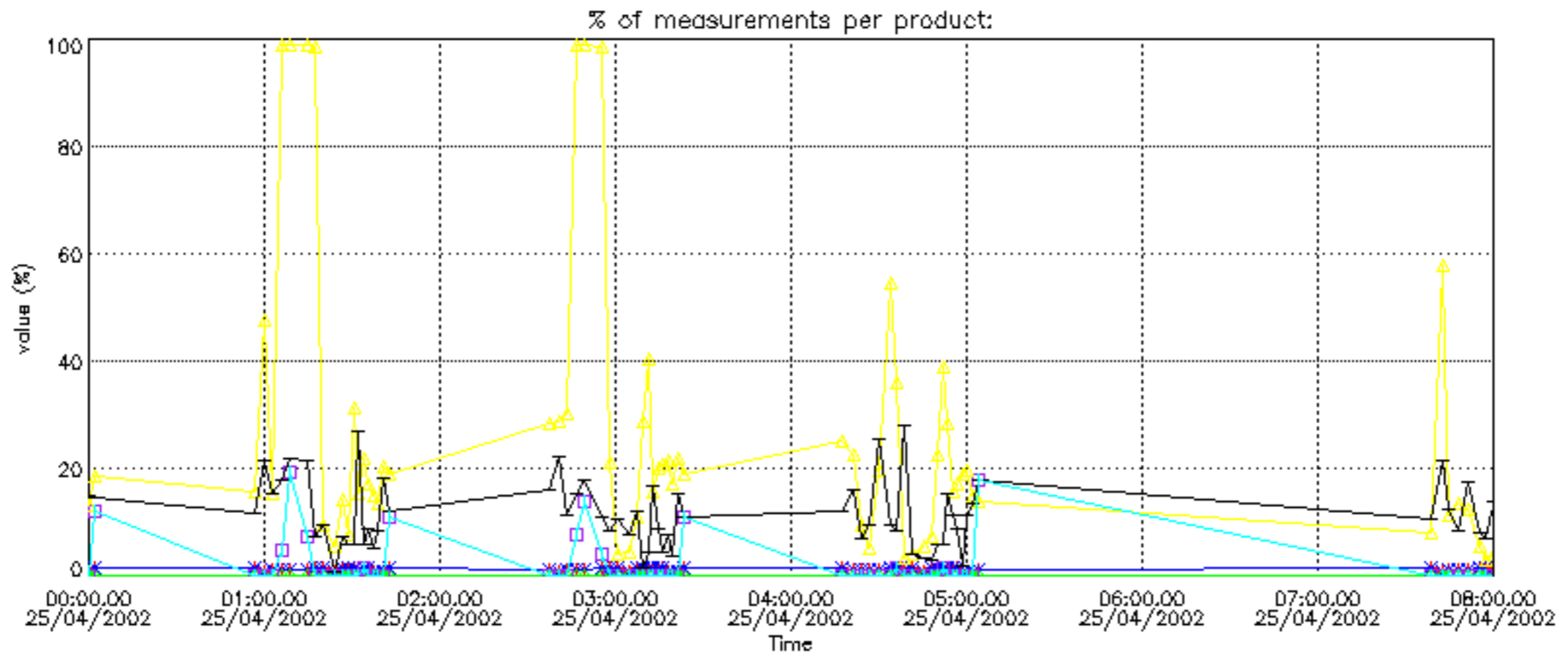


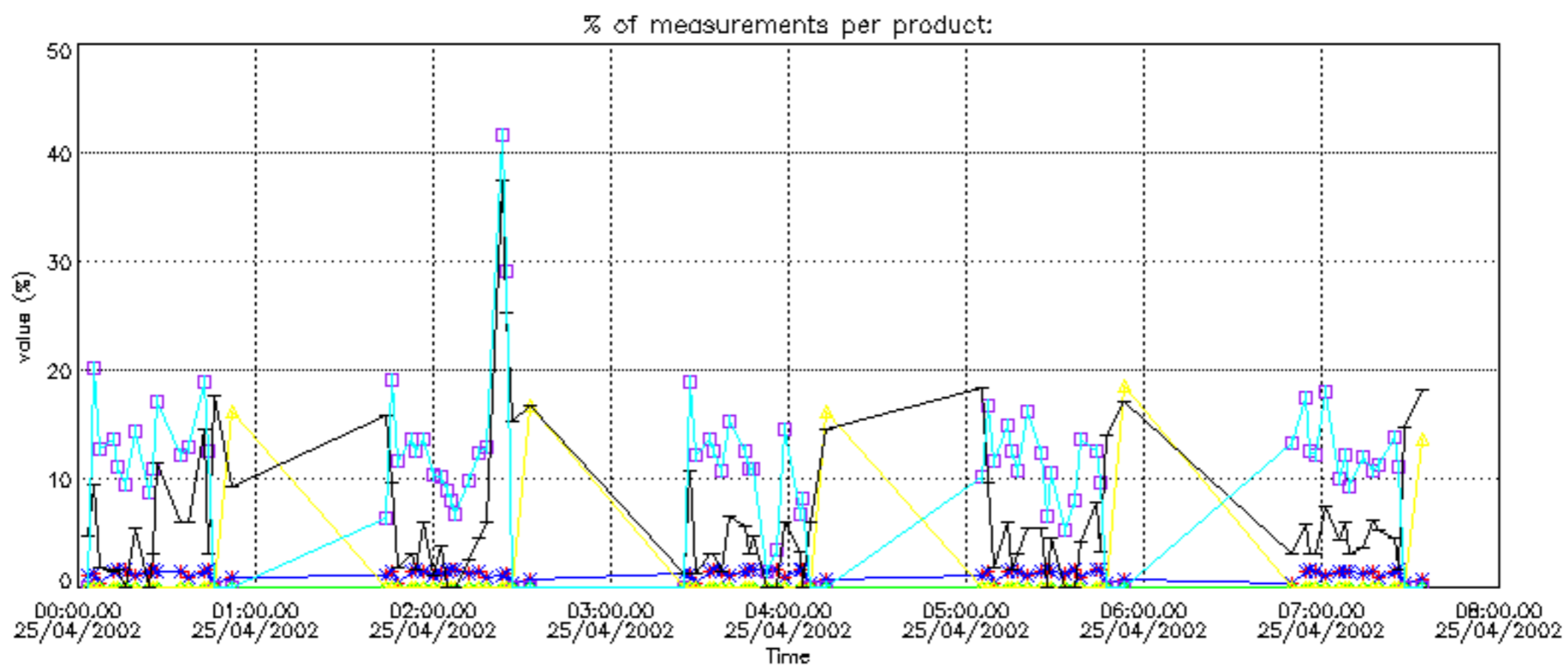
Percentage of flagged data per NO2 profile



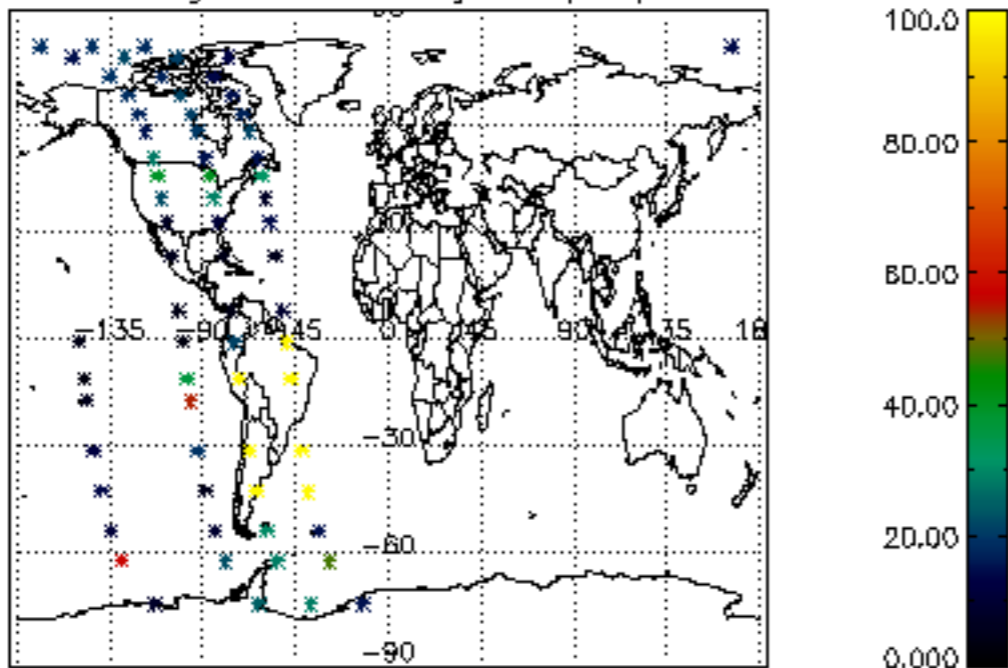
Percentage of flagged data per NO3 profile



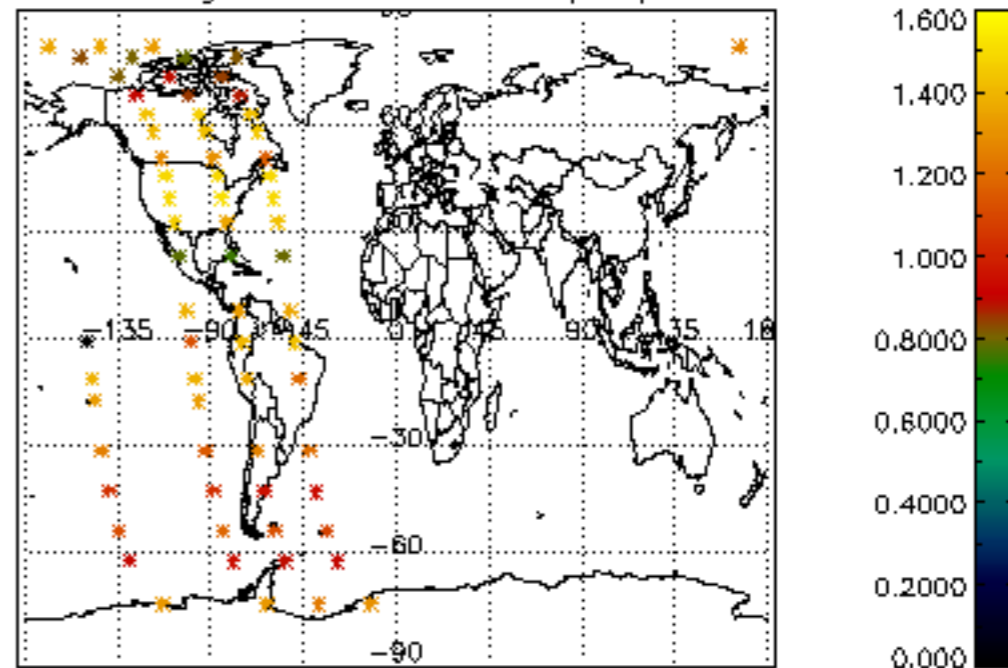




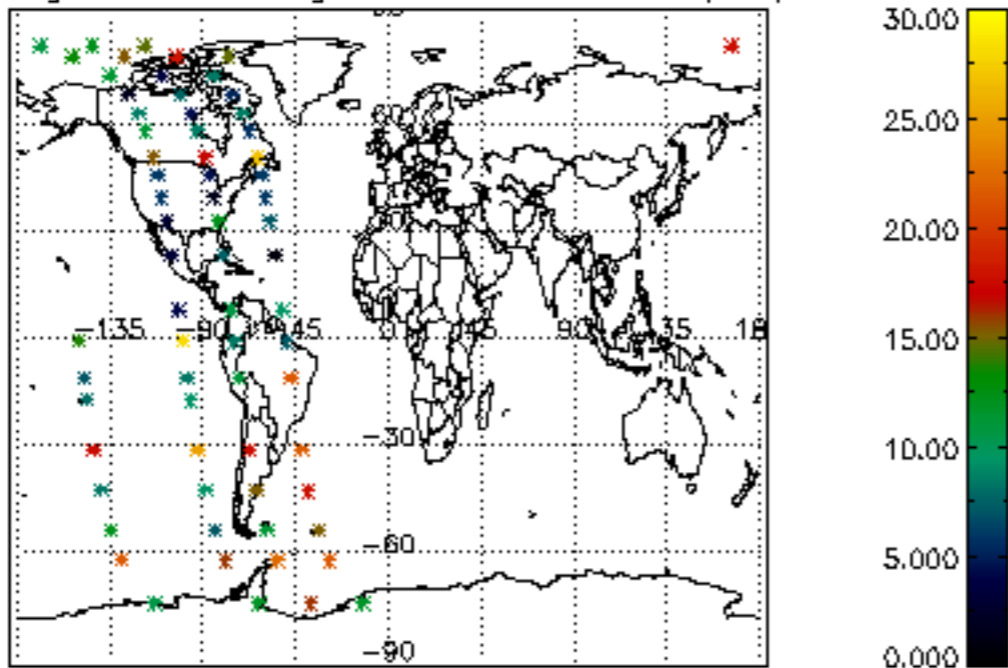
Percentage of cosmic ray hits per profile



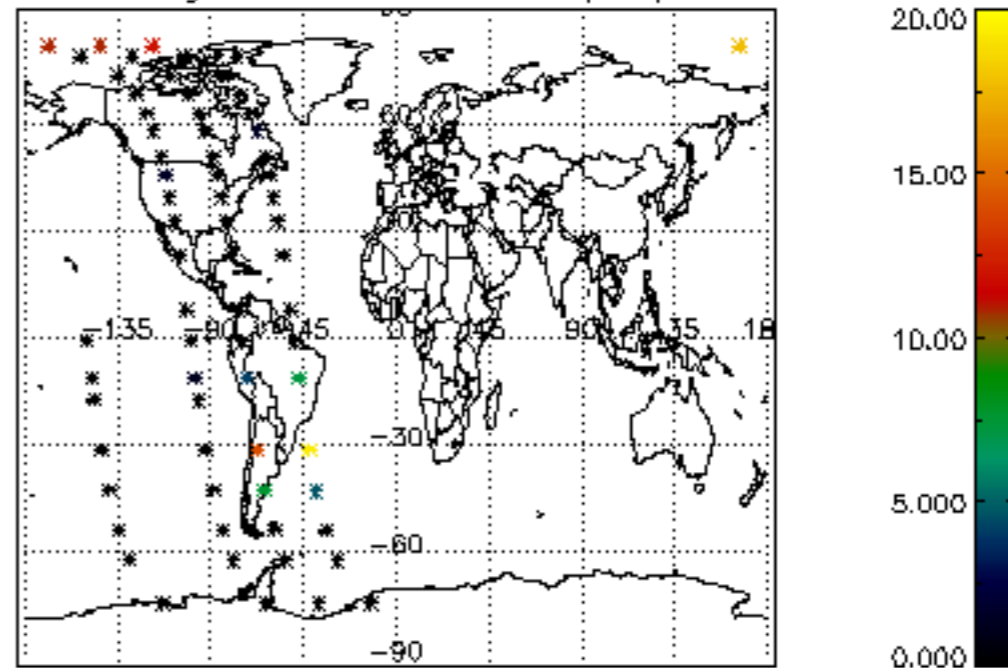
Percentage of datation errors per profile



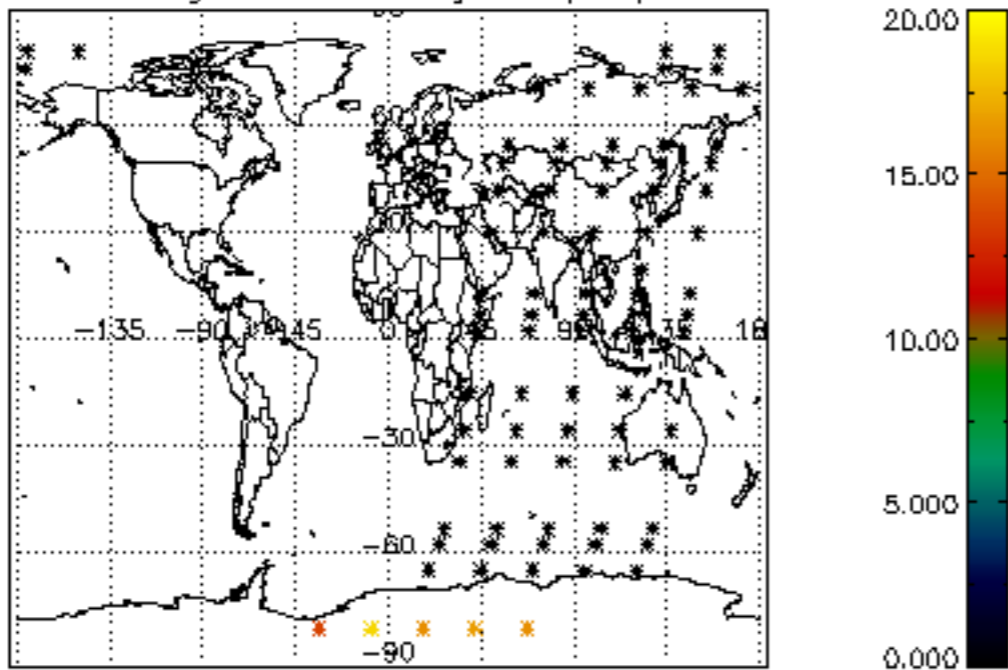
Percentage of star falling outside central band per profile



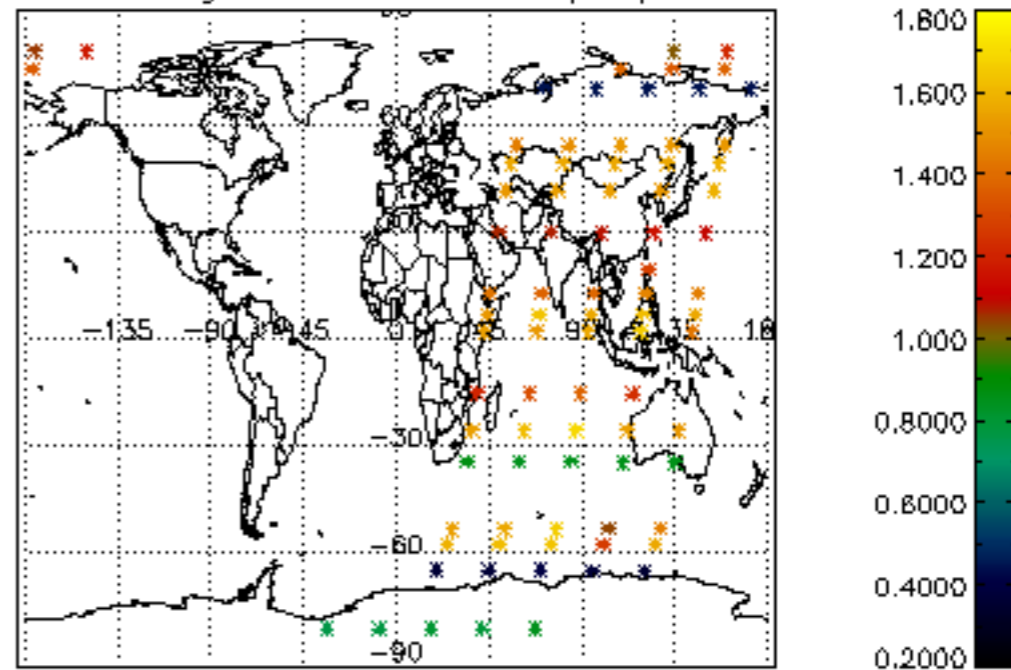
Percentage of saturation errors per profile



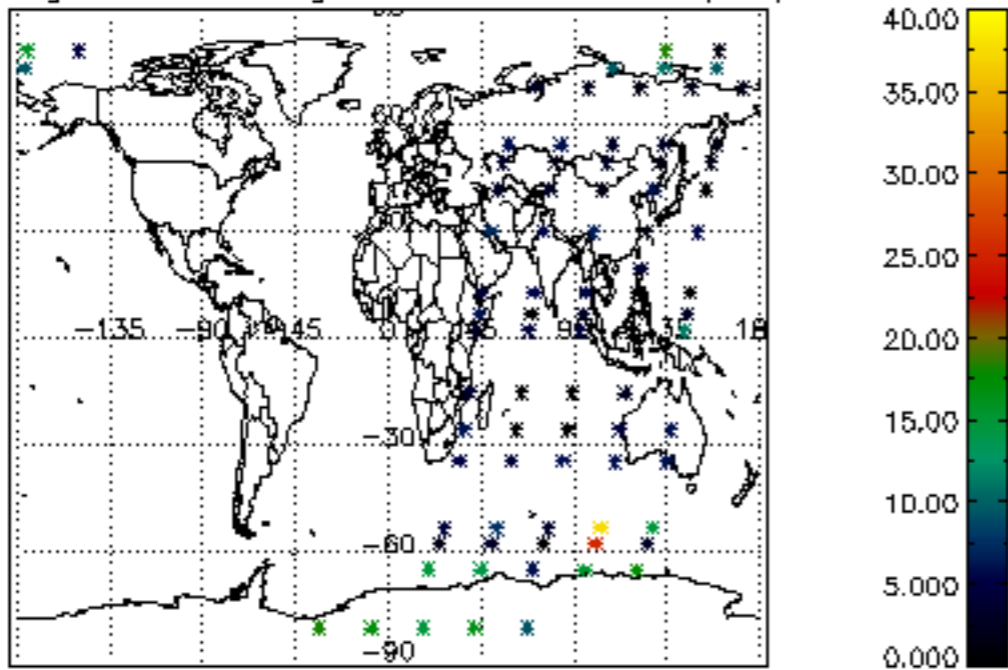
Percentage of cosmic ray hits per profile



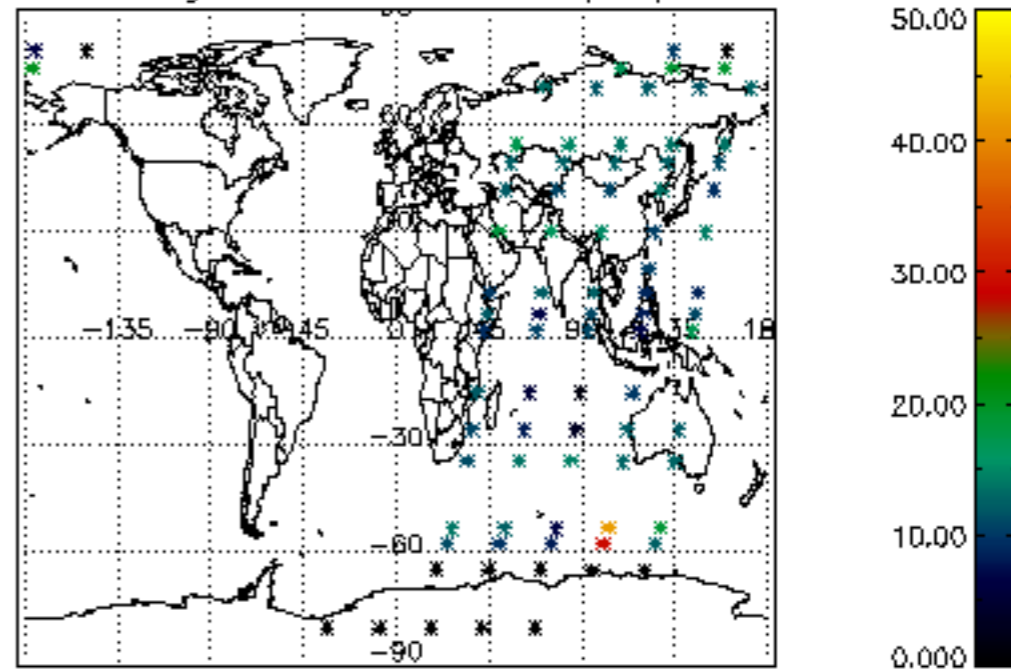
Percentage of datation errors per profile

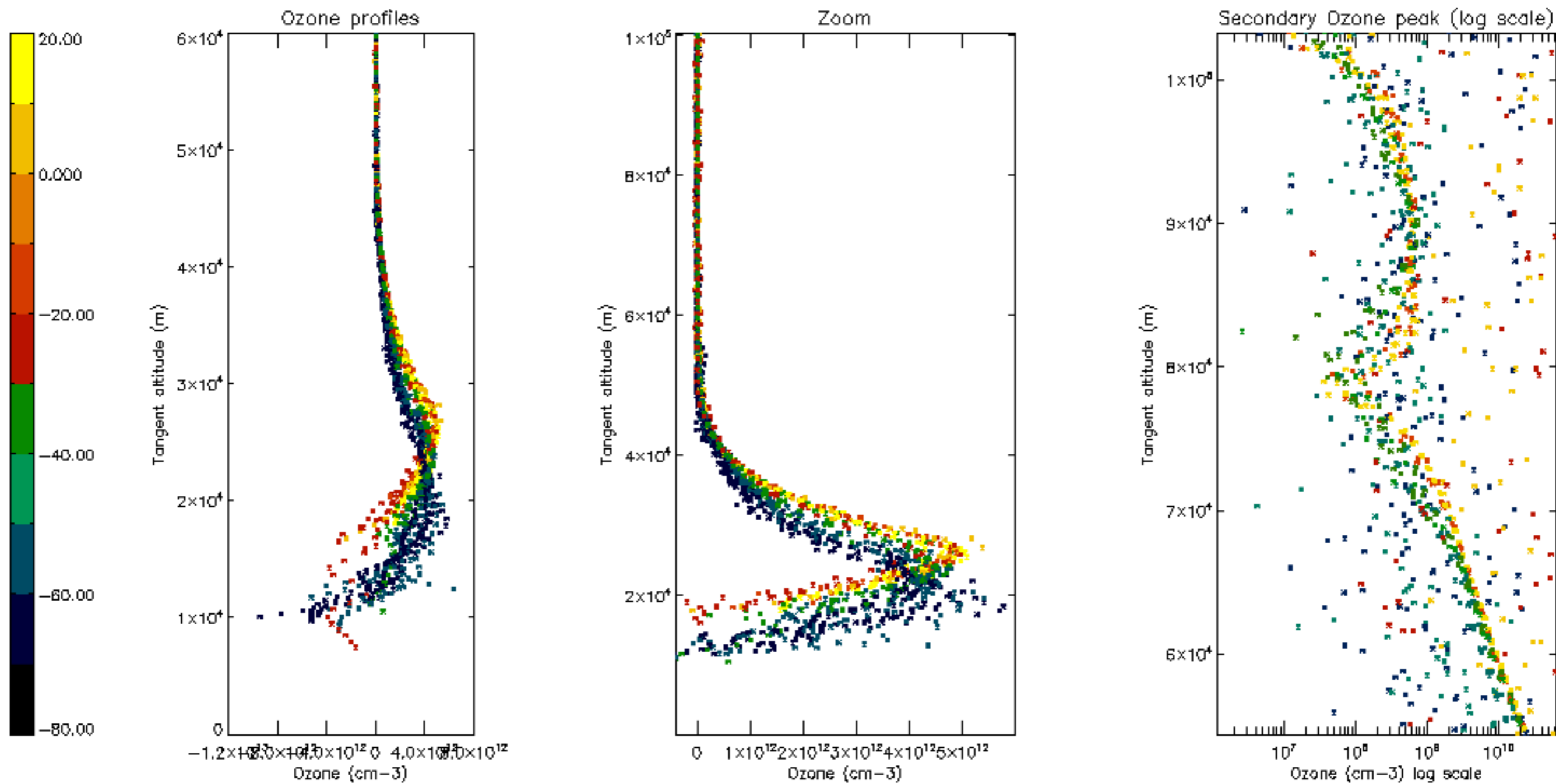


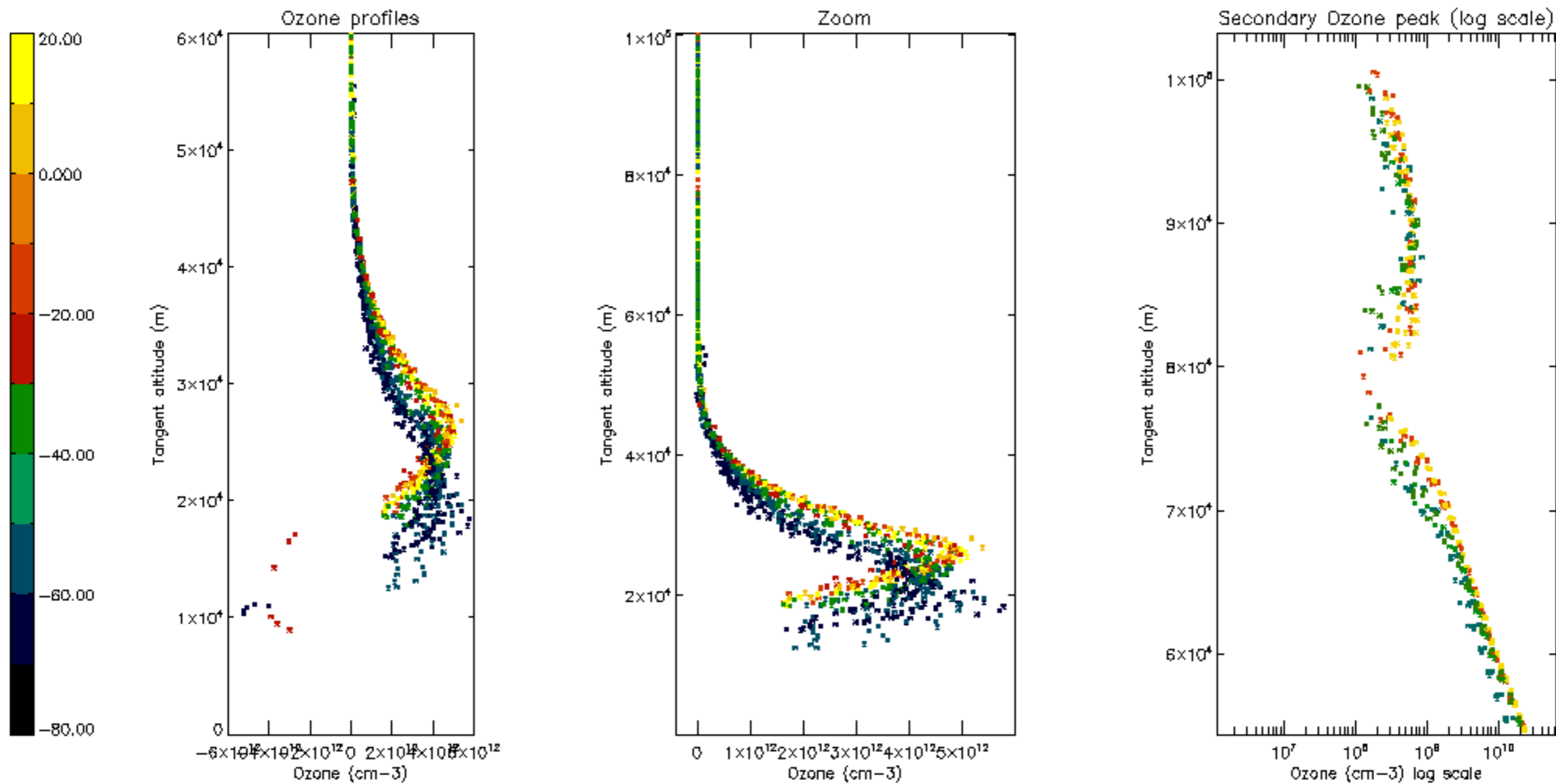
Percentage of star falling outside central band per profile

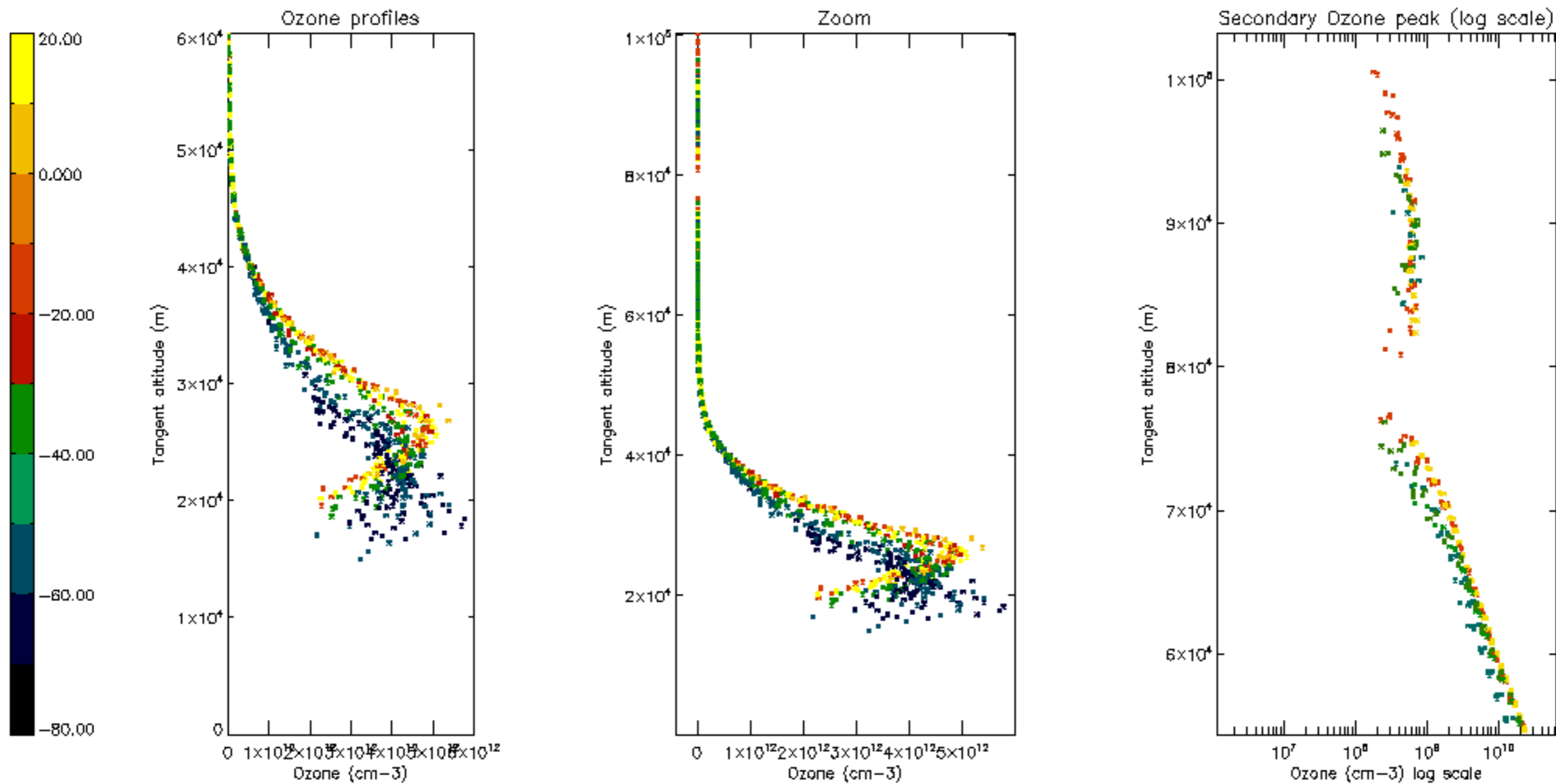


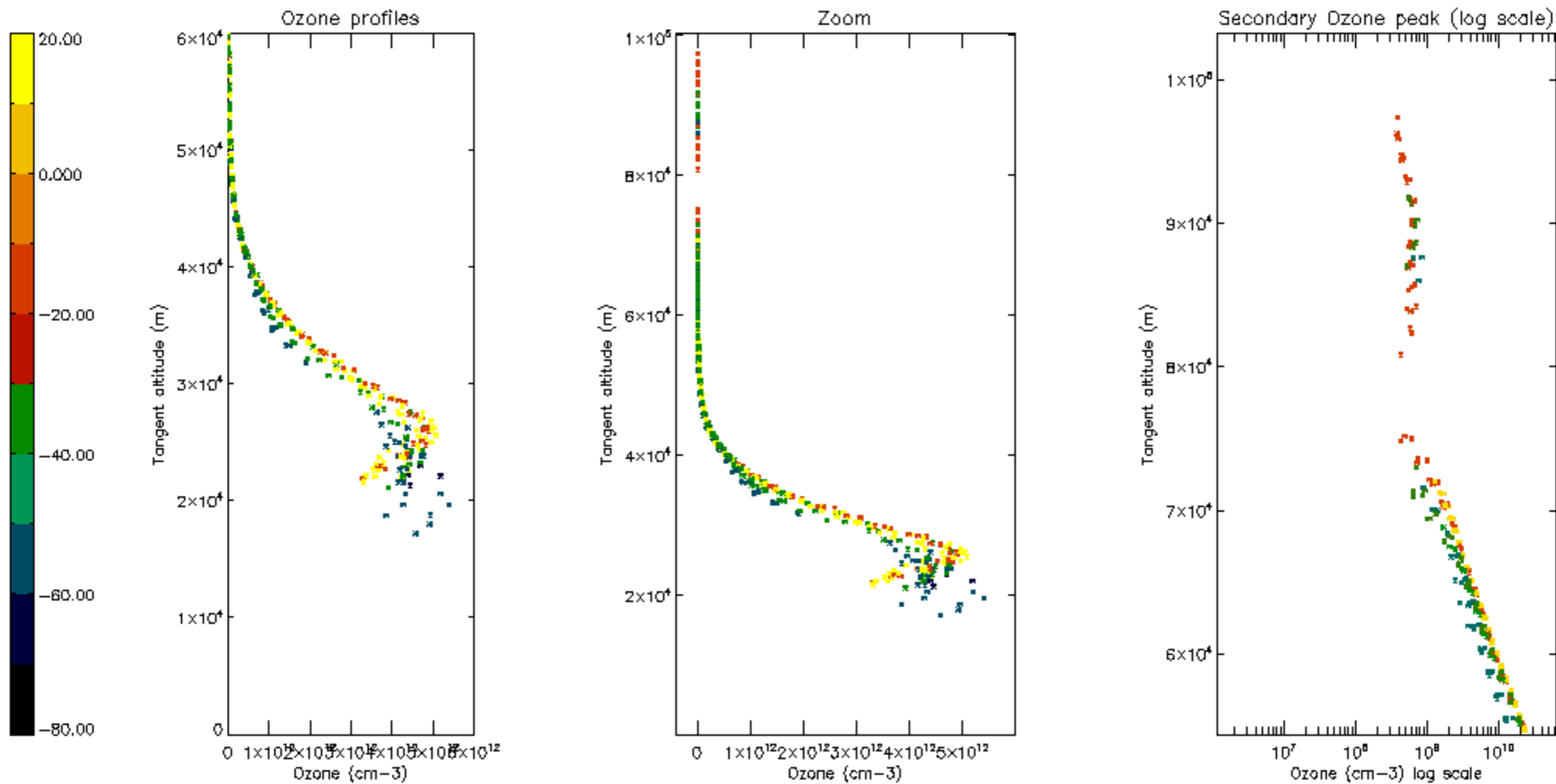
Percentage of saturation errors per profile

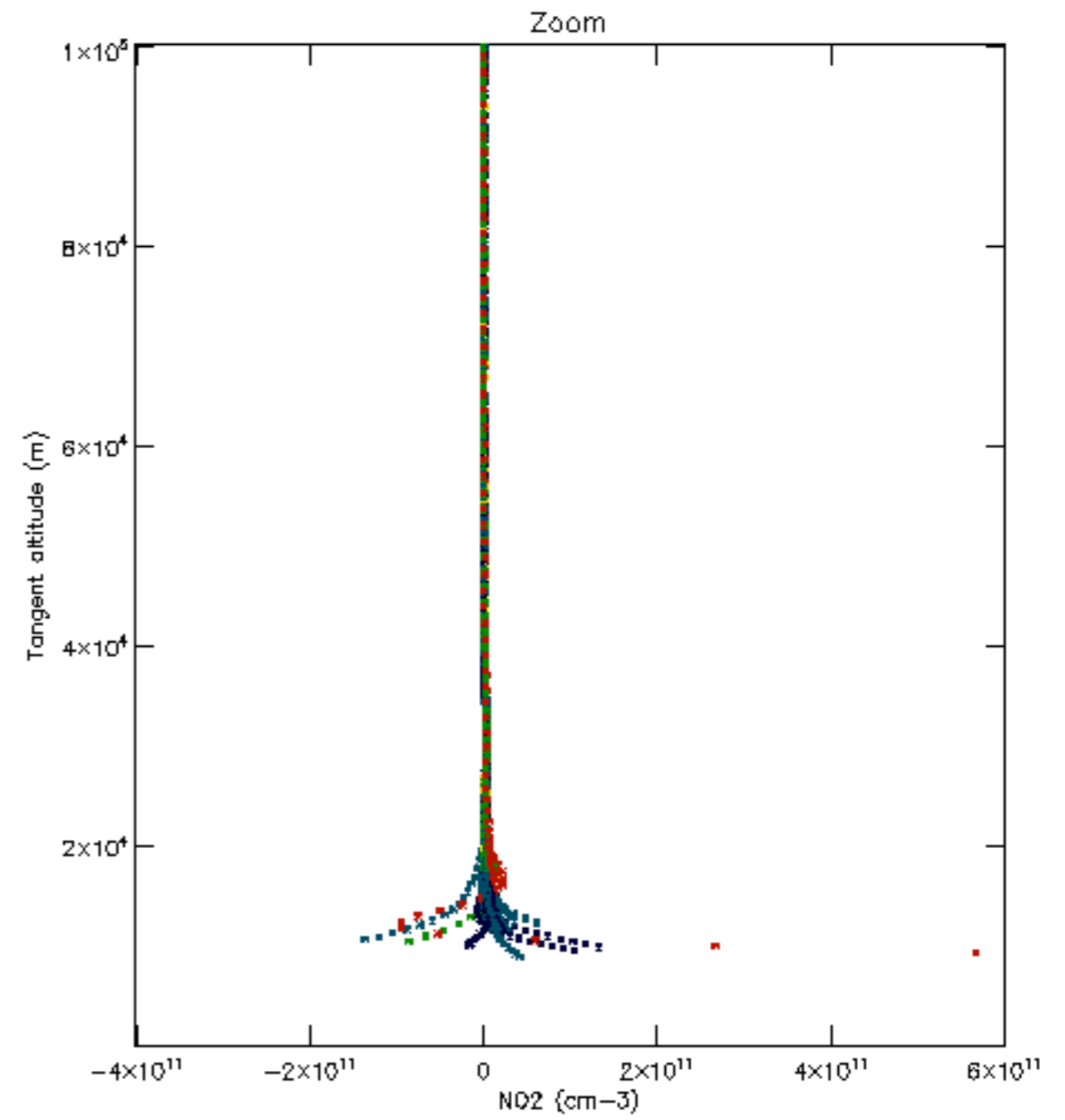
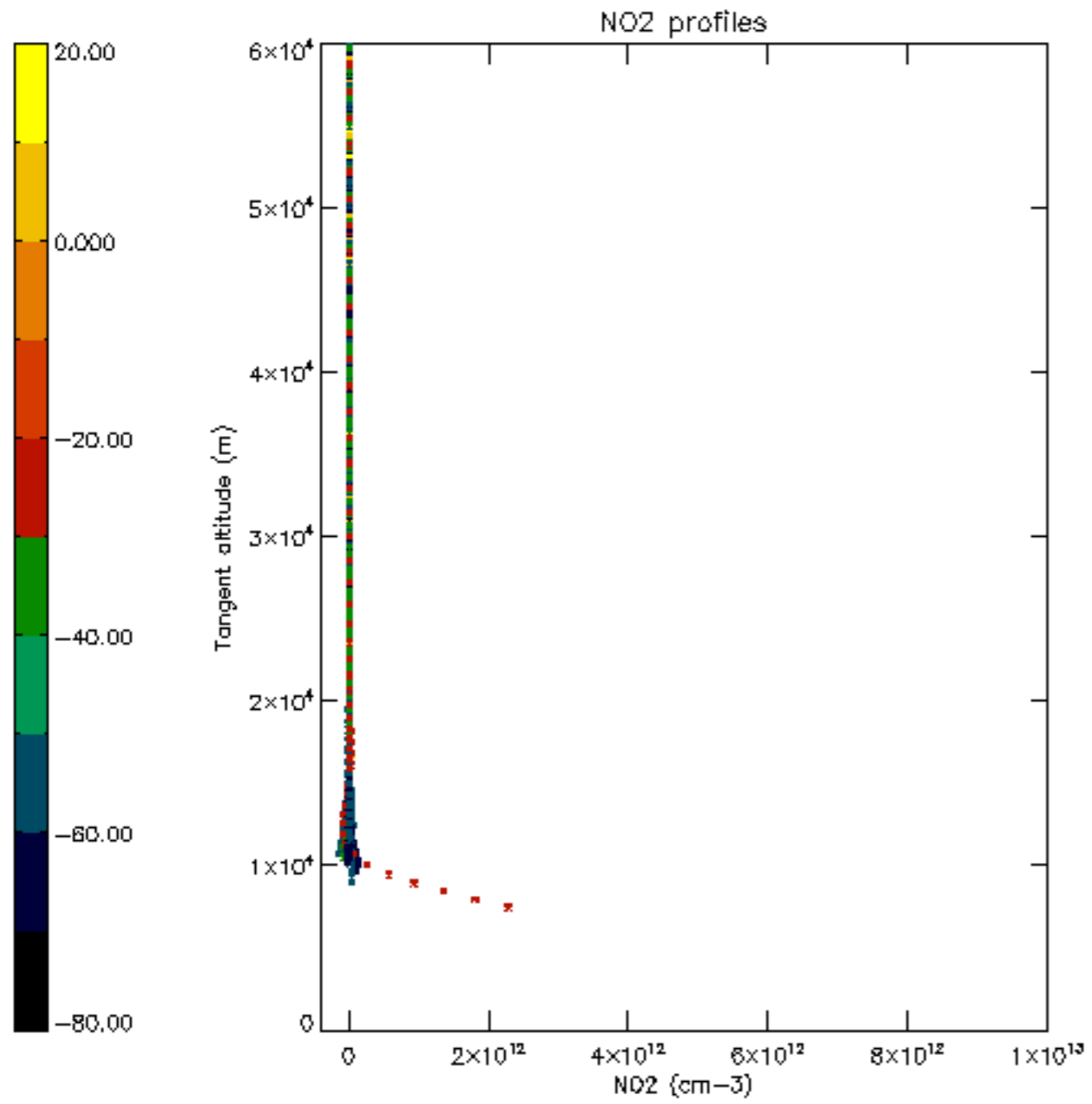


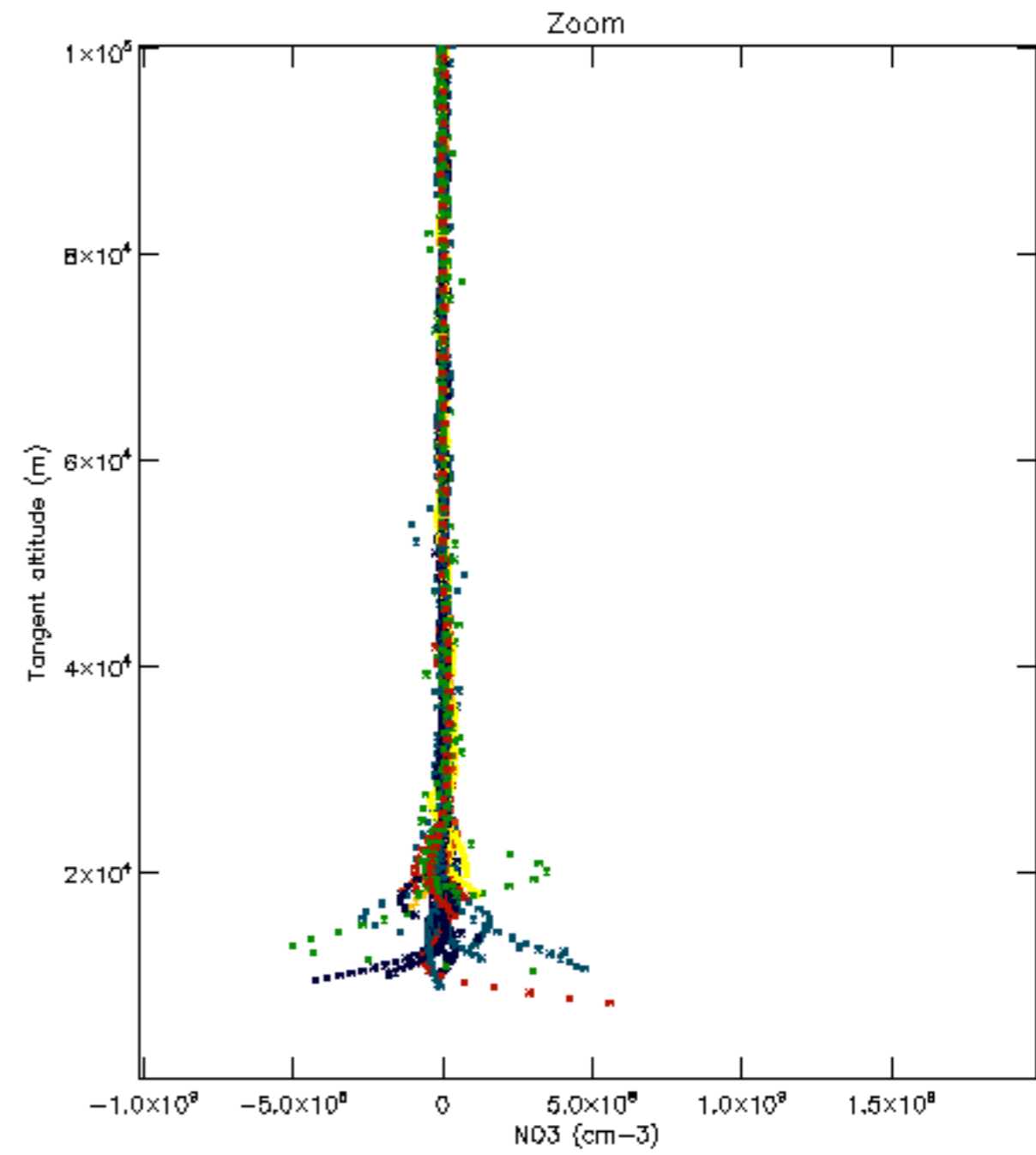
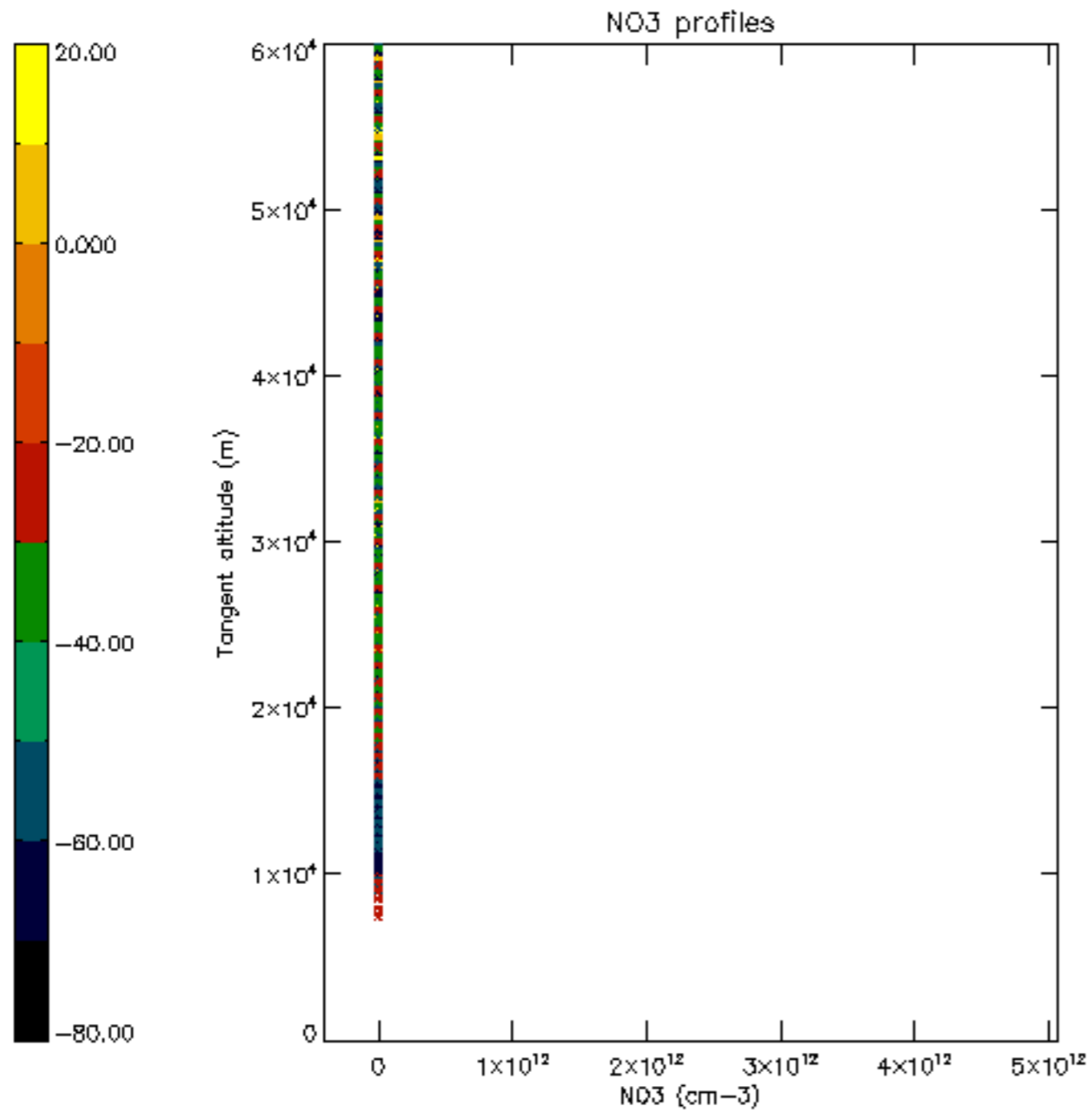


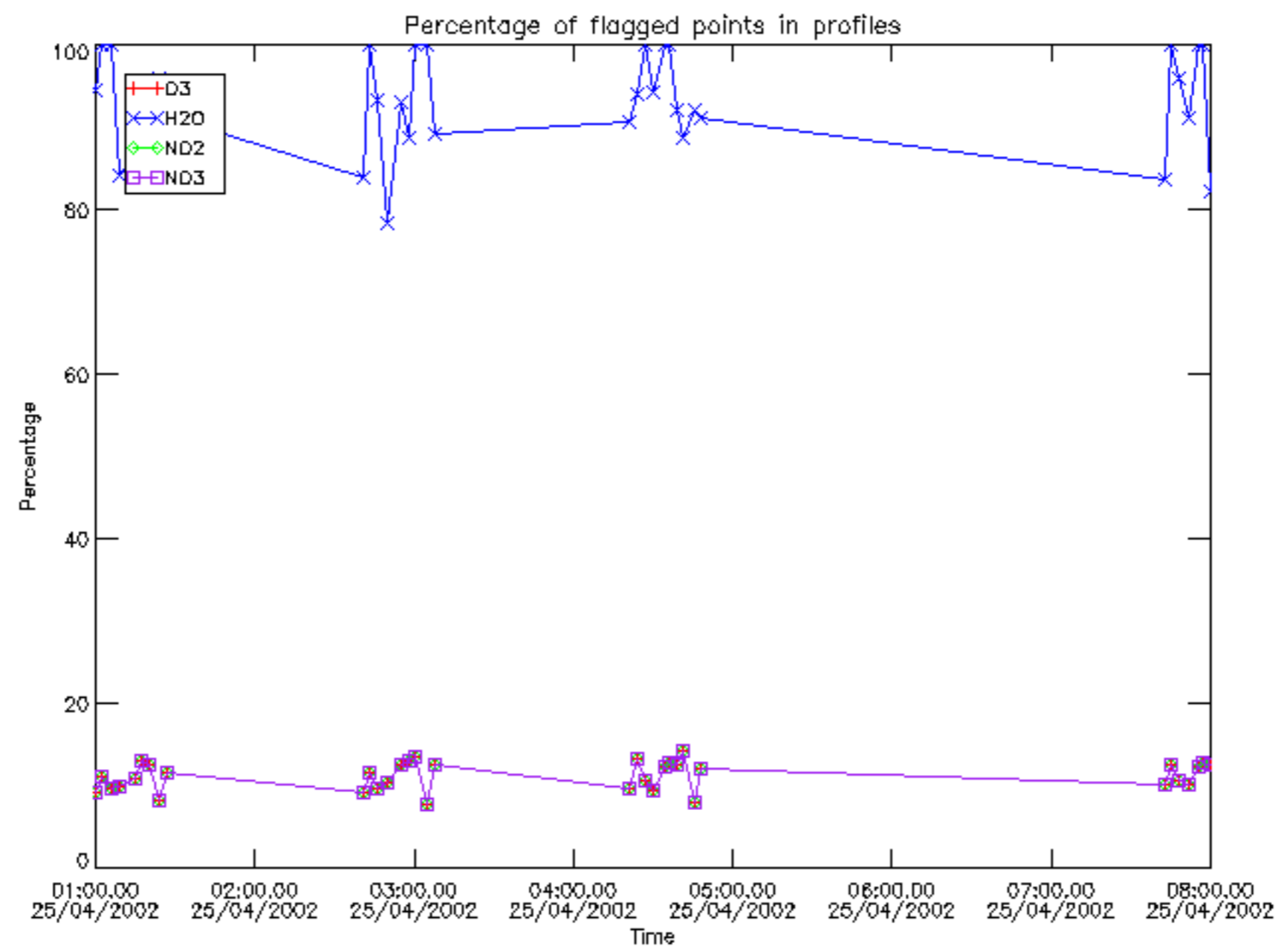




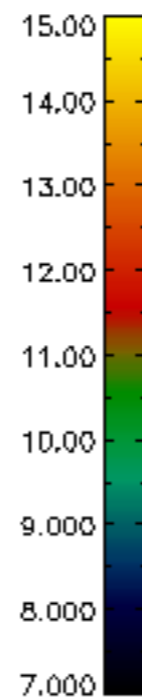
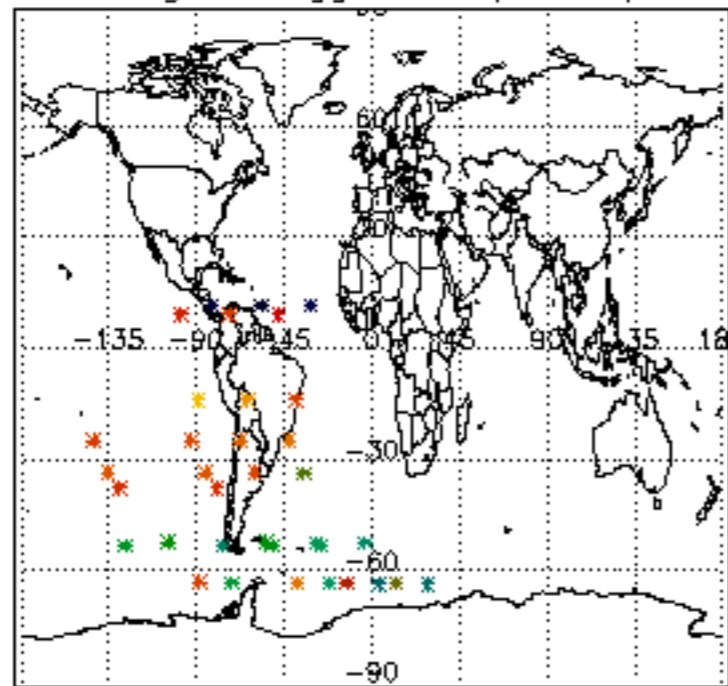




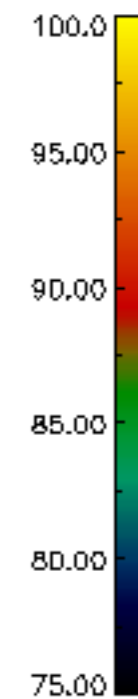
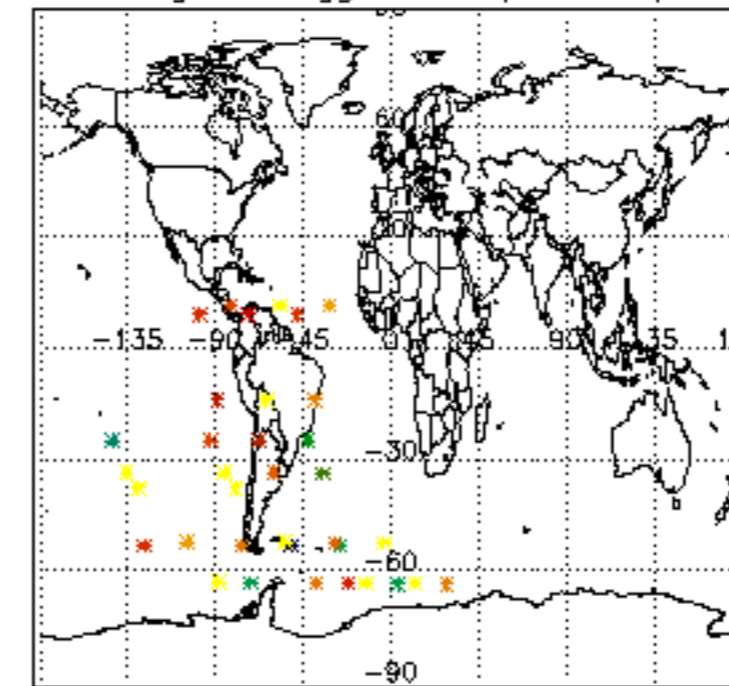




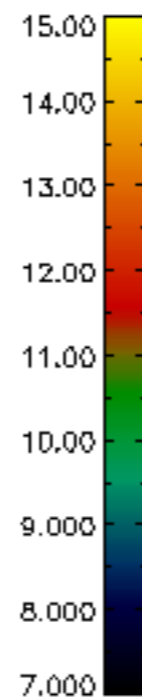
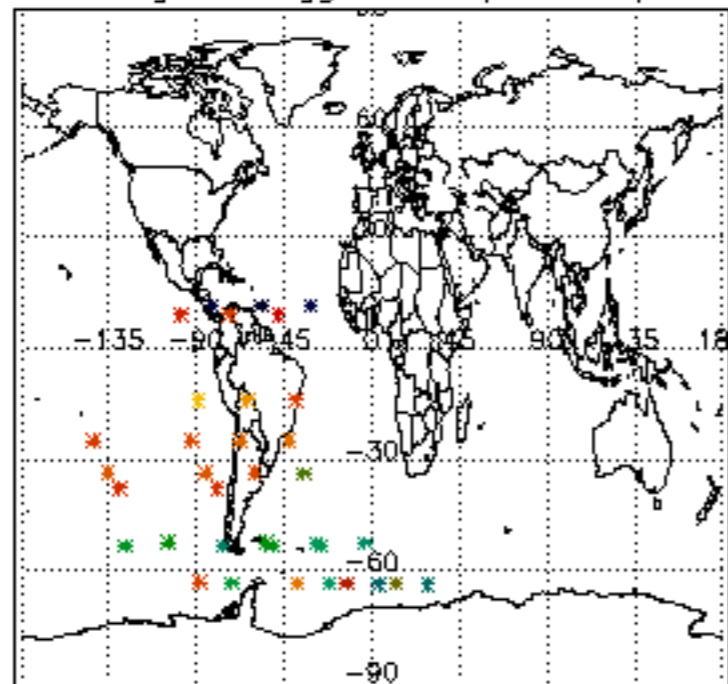
Percentage of flagged data per D3 profile



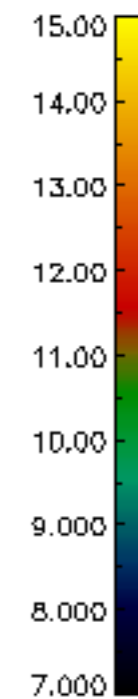
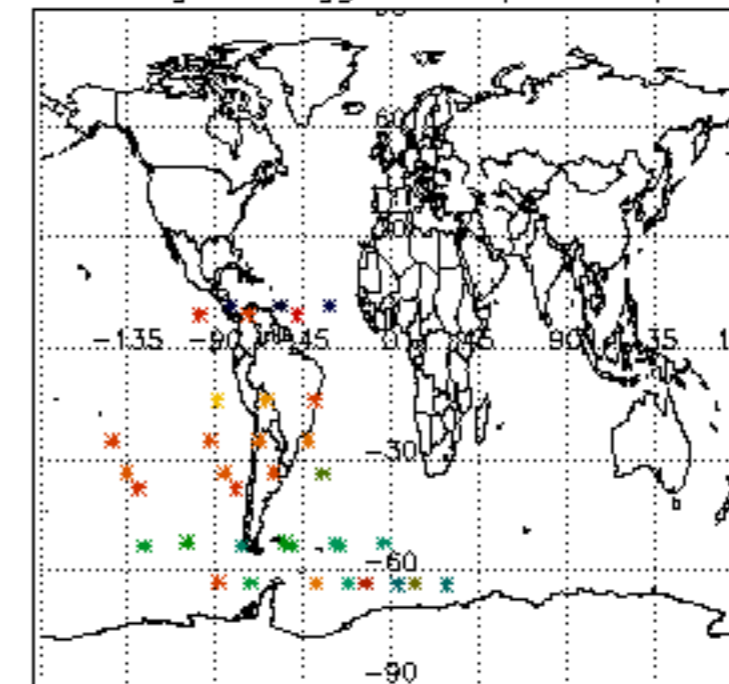
Percentage of flagged data per H2O profile

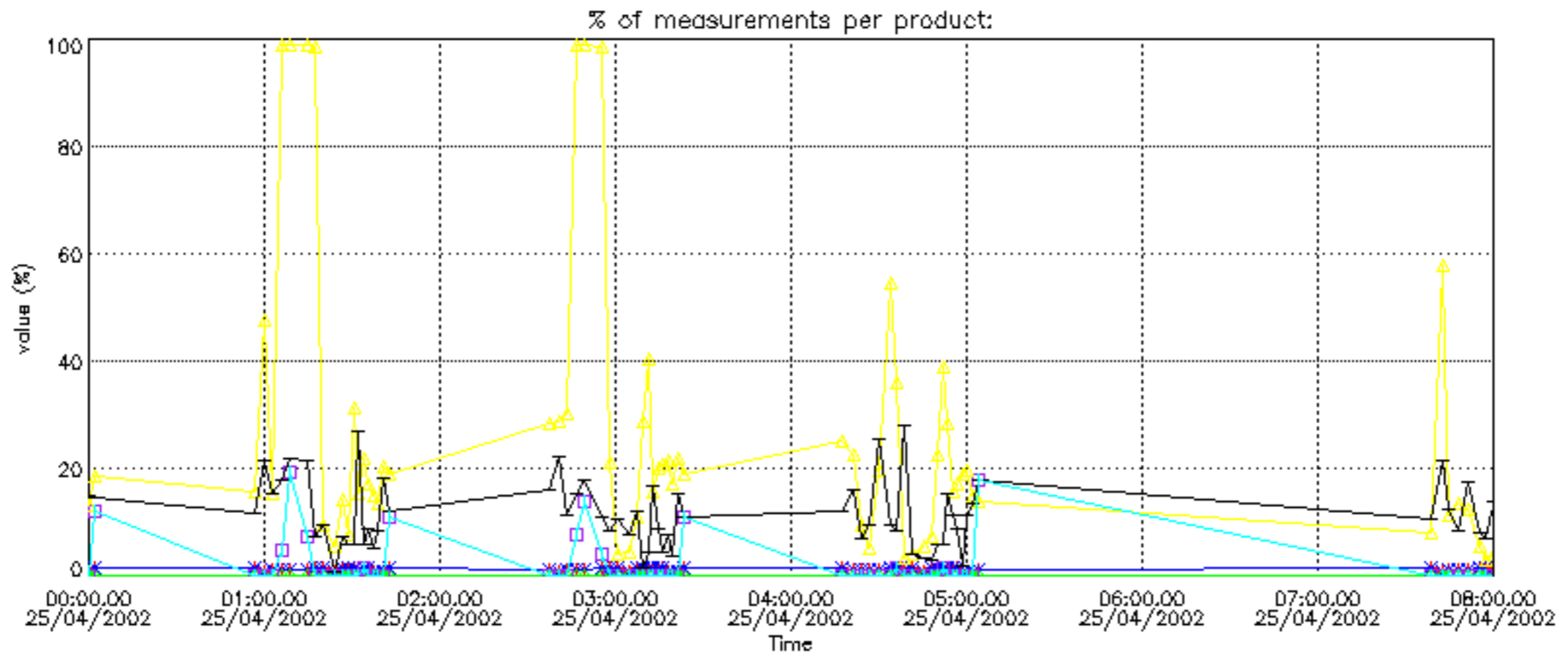


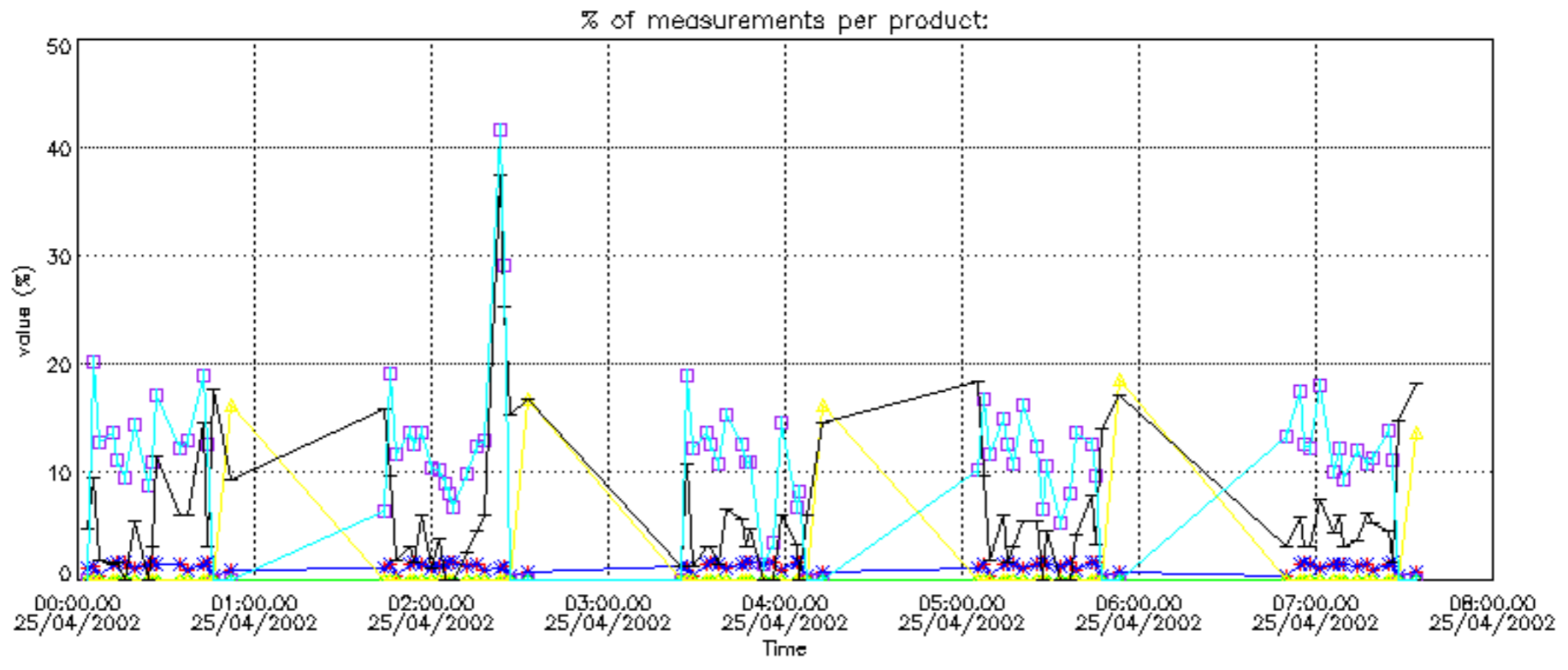
Percentage of flagged data per NO2 profile



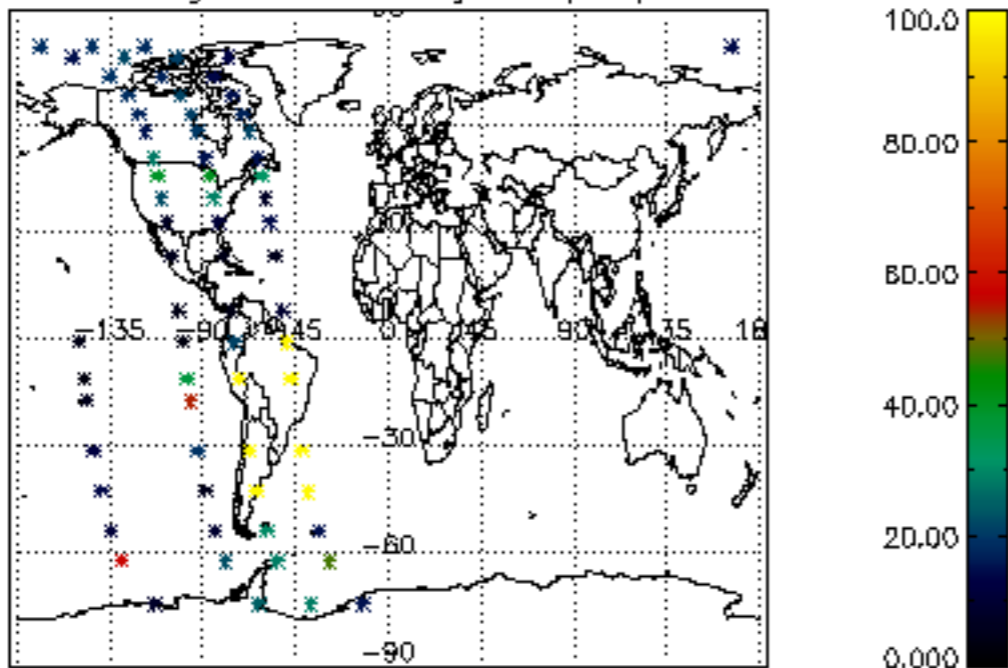
Percentage of flagged data per NO3 profile



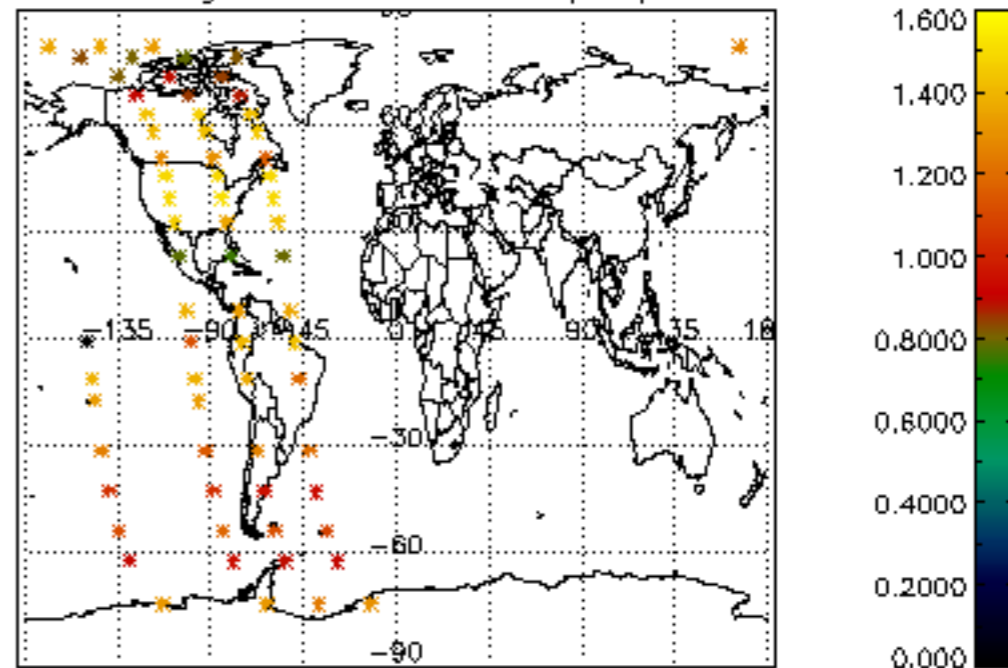




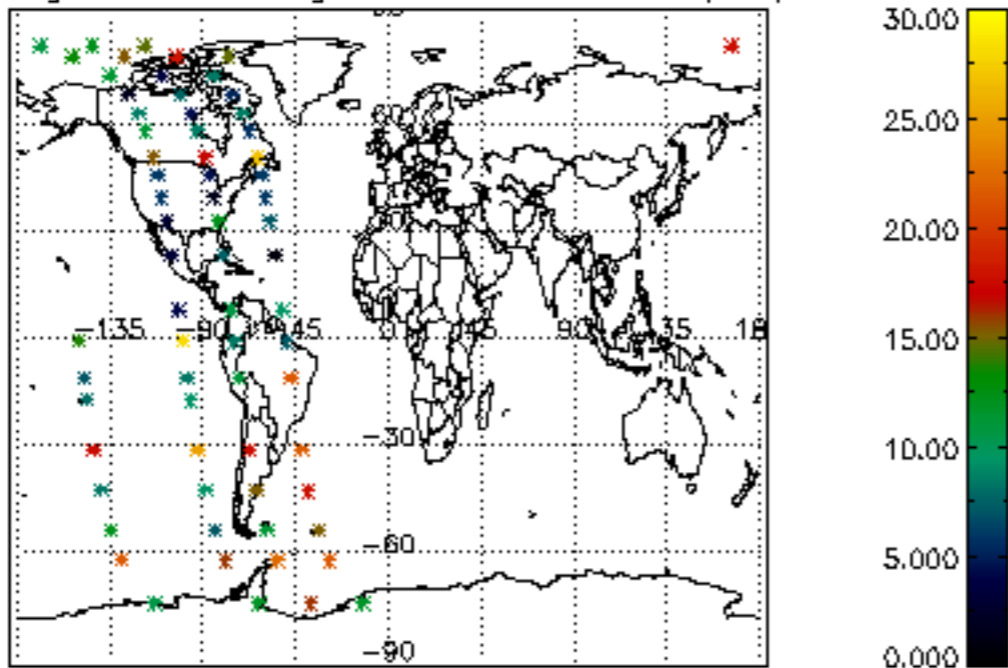
Percentage of cosmic ray hits per profile



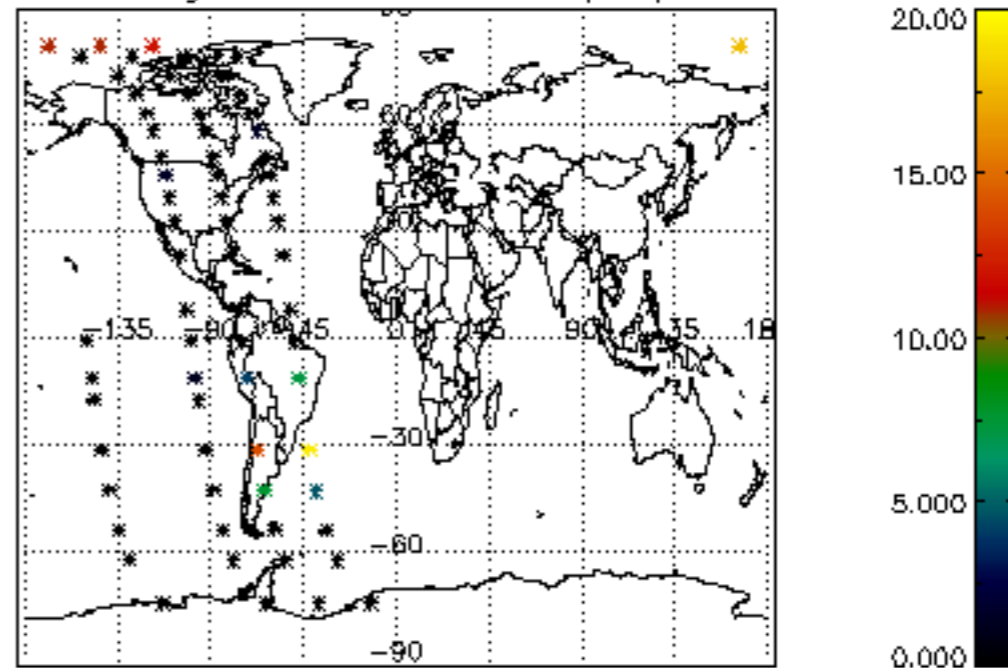
Percentage of datation errors per profile



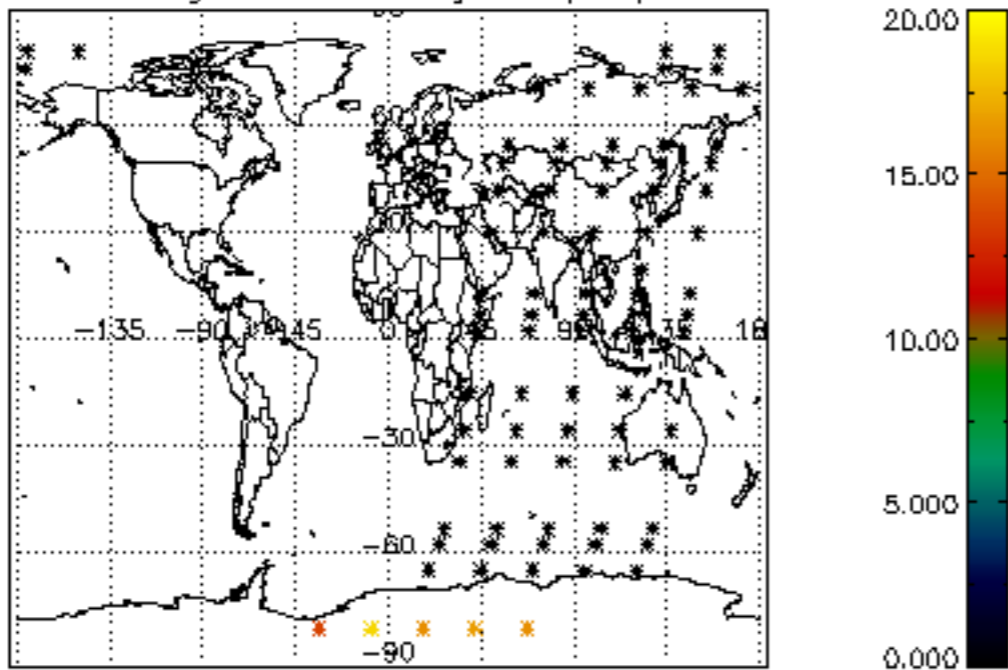
Percentage of star falling outside central band per profile



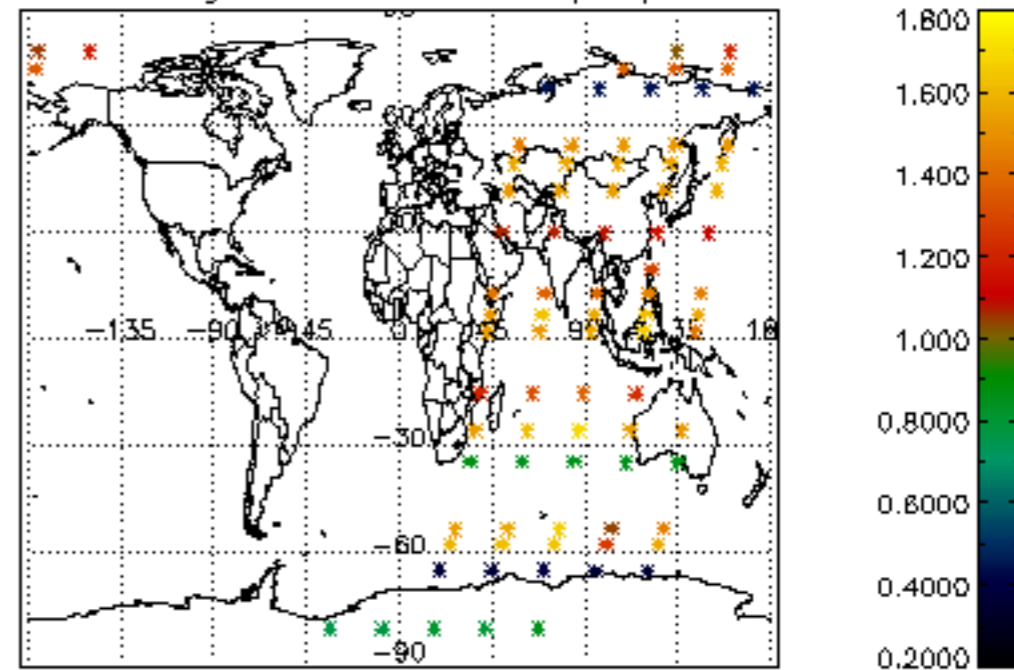
Percentage of saturation errors per profile



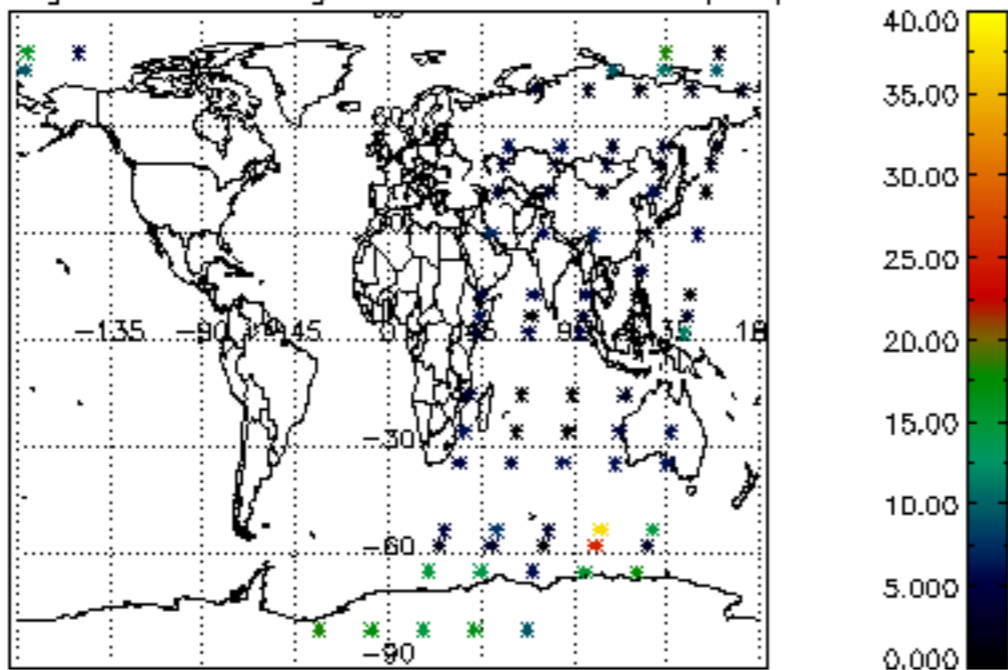
Percentage of cosmic ray hits per profile



Percentage of datation errors per profile



Percentage of star falling outside central band per profile



Percentage of saturation errors per profile

