

GOMOS Level 2 Daily Report

SUMMARY

[1. General Info](#)

[2. Summary of processed GOM_NL_2P products](#)

[3. Level 2 Quality information per product](#)

[3.1 Plot of level 2 quality information per product \(time dependant\)](#)

[3.2 Plot of level 2 quality information per product \(world map\)](#)

[4. Level 1 Quality information per product \(stored on level 2 products\)](#)

[4.1 Plot of level 1 quality information per product \(time dependant\)](#)

[4.1.1 Plot of level 1 quality information per product \(time dependant\): ASCENDING](#)

[4.1.2 Plot of level 1 quality information per product \(time dependant\): DESCENDING](#)

[4.2 Plot of level 1 quality information per product \(world map\)](#)

[4.2.1 Plot of level 1 quality information per product \(world map\): ASCENDING](#)

[4.2.2 Plot of level 1 quality information per product \(world map\): DESCENDING](#)

[5. Ozone profiles based on quality statistics and other trace gas profiles](#)

[5.1 Ozone statistics based on quality of products](#)

[5.2 Plot ozone profiles for all STD \(dark without errors\)](#)

[5.3 Plot ozone profiles where STD < 20% \(dark without errors\)](#)

[5.4. Plot ozone profiles where STD < 10% \(dark without errors\)](#)

[5.5. Plot ozone profiles where STD < 5% \(dark without errors\)](#)

[5.6 Plot NO2 profiles for all STD \(dark without errors\)](#)

[5.7 Plot NO3 profiles for all STD \(dark without errors\)](#)

[5.8 Plot H2O profiles \(only for occultations of stars 1,2,3,4,13,14,16,26,63 dark without errors\) for all STD](#)

[6. Auxiliary Data Files used for the production reported in section 2](#)

This report presents the daily analysis on parameters extracted from GOMOS level 2 data (GOM_NL__2P). It is intended to monitor some important parameters that will impact the quality of these products. A list of level 2 products (and content) that have arrived during the reporting day to the PCF is also given.

Item	Value
Time of report generation	17APR2013 17:31:39
Data source version	GOMOS/6.01
Start time of products	24-04-2002 (24APR2002 00:00:00)
Stop time of products	25-04-2002 (25APR2002 00:00:00)
Store outputs in DB	Yes
Nb of level 2 prods	424
Nb of prods with errors	1

2. Summary of processed GOM_NL__2P products.

Nr	Filename	UTC Start time	Limb	Duration	Star Id	Star Name	Star Mag	Star Temp	Nb Meas	Orbit	Prod. error
1	GOM_NL__2PRFIN20020424_000344_000000362005_00216_00771_0810.N1	24-APR-2002 00:03:44	Dark	36.000	172	Gam Gru	3.0030	13100.	72	771	No
2	GOM_NL__2PRFIN20020424_000532_000000362005_00216_00771_0811.N1	24-APR-2002 00:05:32	Dark	35.500	31	Alp Gru	1.7340	15200.	71	771	No
3	GOM_NL__2PRFIN20020424_000828_000000372005_00216_00771_0812.N1	24-APR-2002 00:08:28	Dark	37.000	148	Alp Tuc	2.8780	4100.0	74	771	No
4	GOM_NL__2PRFIN20020424_001049_000000392005_00217_00772_0777.N1	24-APR-2002 00:10:49	Dark	38.500	45	Alp Pav	1.9400	26000.	77	772	No
5	GOM_NL__2PRFIN20020424_001450_000000632005_00217_00772_0778.N1	24-APR-2002 00:14:50	Dark	63.000	103	38Zet Sgr	2.6000	9700.0	126	772	No
6	GOM_NL__2PRFIN20020424_001758_000000582005_00217_00772_0779.N1	24-APR-2002 00:17:58	Dark	58.000	38	20Eps Sgr	1.8360	11000.	116	772	No
7	GOM_NL__2PRFIN20020424_002134_000000352005_00217_00772_0780.N1	24-APR-2002 00:21:34	Straylight	34.500	112	Alp Mus	2.6880	26000.	69	772	No
8	GOM_NL__2PRFIN20020424_002258_000000412005_00217_00772_0781.N1	24-APR-2002 00:22:58	Straylight	40.500	10	Bet Cen	0.61000	28000.	81	772	No
9	GOM_NL__2PRFIN20020424_002434_000000342005_00217_00772_0782.N1	24-APR-2002 00:24:34	Straylight	34.000	129	Del Cru	2.7930	26000.	68	772	No
10	GOM_NL__2PRFIN20020424_002619_000000382005_00217_00772_0783.N1	24-APR-2002 00:26:19	Straylight	38.000	109	Bet Lup	2.6770	26000.	76	772	No
11	GOM_NL__2PRFIN20020424_002756_000000602005_00217_00772_0784.N1	24-APR-2002 00:27:56	Straylight	60.000	136	23Tau Sco	2.8220	30000.	120	772	No
12	GOM_NL__2PRFIN20020424_002942_000000602005_00217_00772_0785.N1	24-APR-2002 00:29:42	Twi_and_stray	59.500	156	20Sig Sco	2.9030	28000.	119	772	No
13	GOM_NL__2PRFIN20020424_003139_000000622005_00217_00772_0786.N1	24-APR-2002 00:31:39	Twi_and_stray	61.500	80	7Del Sco	2.3160	30000.	123	772	No
14	GOM_NL__2PRFIN20020424_003347_000000382005_00217_00772_0787.N1	24-APR-2002 00:33:47	Twi_and_stray	37.500	169	46Gam Hya	2.9910	4700.0	75	772	No
15	GOM_NL__2PRFIN20020424_003513_000000432005_00217_00772_0788.N1	24-APR-2002 00:35:13	Bright	43.000	122	9Alp2Lib	2.7470	9700.0	86	772	No
16	GOM_NL__2PRFIN20020424_003713_000000382005_00217_00772_0789.N1	24-APR-2002 00:37:13	Bright	38.000	15	67Alp Vir	0.97600	28000.	76	772	No
17	GOM_NL__2PRFIN20020424_003921_000001292005_00217_00772_0790.N1	24-APR-2002 00:39:21	Bright	128.50	98	13Zet Oph	2.5710	30000.	257	772	No
18	GOM_NL__2PRFIN20020424_004345_000000332005_00217_00772_0791.N1	24-APR-2002 00:43:45	Bright	33.000	138	47Eps Vir	2.8280	4700.0	66	772	No
19	GOM_NL__2PRFIN20020424_004509_000000322005_00217_00772_0792.N1	24-APR-2002 00:45:09	Bright	32.000	62	94Bet Leo	2.1360	9700.0	64	772	No
20	GOM_NL__2PRFIN20020424_004718_000000332005_00217_00772_0793.N1	24-APR-2002 00:47:18	Bright	32.500	96	68Del Leo	2.5600	9300.0	65	772	No
21	GOM_NL__2PRFIN20020424_005054_000000482005_00217_00772_0794.N1	24-APR-2002 00:50:54	Bright	48.000	83		2.3780	11000.	96	772	No
22	GOM_NL__2PRFIN20020424_005532_000000362005_00217_00772_0795.N1	24-APR-2002 00:55:32	Bright	35.500	39	85Eta UMa	1.8540	24000.	71	772	No
23	GOM_NL__2PRFIN20020424_005703_000000332005_00217_00772_0796.N1	24-APR-2002 00:57:03	Bright	33.000	82	48Bet UMa	2.3650	10600.	66	772	No
24	GOM_NL__2PRFIN20020424_005827_000000342005_00217_00772_0797.N1	24-APR-2002 00:58:27	Bright	34.000	36	50Alp UMa	1.8000	6300.0	68	772	No
25	GOM_NL__2PRFIN20020424_010330_000000412005_00217_00772_0798.N1	24-APR-2002 01:03:30	Bright	41.000	119	14Eta Dra	2.7270	4700.0	82	772	No
26	GOM_NL__2PRFIN20020424_010616_000000322005_00217_00772_0799.N1	24-APR-2002 01:06:16	Bright	31.500	49	1Alp UMi	1.9900	6300.0	63	772	No
27	GOM_NL__2PRFIN20020424_010902_000000612005_00217_00772_0800.N1	24-APR-2002 01:09:02	Bright	60.500	69	33Gam Dra	2.2310	3800.0	121	772	No
28	GOM_NL__2PRFIN20020424_011403_000000302005_00217_00772_0801.N1	24-APR-2002 01:14:03	Bright	30.000	76	27Gam Cas	2.3000	30000.	60	772	No
29	GOM_NL__2PRFIN20020424_011520_000000312005_00217_00772_0802.N1	24-APR-2002 01:15:20	Bright	31.000	68	18Alp Cas	2.2250	4500.0	62	772	No
30	GOM_NL__2PRFIN20020424_011748_000001282005_00217_00772_0803.N1	24-APR-2002 01:17:48	Bright	128.00	5	3Alp Lyr	0.033000	11000.	256	772	No
31	GOM_NL__2PRFIN20020424_012320_000000612005_00217_00772_0804.N1	24-APR-2002 01:23:20	Twi_and_stray	61.000	92	53Eps Cyg	2.5000	4500.0	122	772	No
32	GOM_NL__2PRFIN20020424_012757_000000392005_00217_00772_0805.N1	24-APR-2002 01:27:57	Twi_and_stray	38.500	90	54Alp Peg	2.4870	11000.	77	772	No
33	GOM_NL__2PRFIN20020424_025823_000001322005_00218_00773_0777.N1	24-APR-2002 02:58:23	Bright	131.50	5	3Alp Lyr	0.033000	11000.	263	773	No
34	GOM_NL__2PRFIN20020424_030356_000000622005_00218_00773_0778.N1	24-APR-2002 03:03:56	Twi_and_stray	61.500	92	53Eps Cyg	2.5000	4500.0	123	773	No
35	GOM_NL__2PRFIN20020424_030833_000000392005_00218_00773_0779.N1	24-APR-2002 03:08:33	Twi_and_stray	39.000	90	54Alp Peg	2.4870	11000.	78	773	No
36	GOM_NL__2PRFIN20020424_031210_000000532005_00218_00773_0780.N1	24-APR-2002 03:12:10	Dark	52.500	61	8Eps Peg	2.1000	3900.0	105	773	No
37	GOM_NL__2PRFIN20020424_031437_000000452005_00218_00773_0781.N1	24-APR-2002 03:14:37	Dark	44.500	162	34Alp Aqr	2.9440	5350.0	89	773	No
38	GOM_NL__2PRFIN20020424_031745_000000502005_00218_00773_0782.N1	24-APR-2002 03:17:45	Dark	49.500	154	22Bet Aqr	2.8990	5700.0	99	773	No
39	GOM_NL__2PRFIN20020424_032107_000000422005_00218_00773_0783.N1	24-APR-2002 03:21:07	Dark	42.000	18	24Alp PsA	1.1660	9700.0	84	773	No
40	GOM_NL__2PRFIN20020424_032458_000000362005_00218_00773_0784.N1	24-APR-2002 03:24:58	Dark	36.000	172	Gam Gru	3.0030	13100.	72	773	No
41	GOM_NL__2PRFIN20020424_032645_000000362005_00218_00773_0785.N1	24-APR-2002 03:26:45	Dark	36.000	31	Alp Gru	1.7340	15200.	72	773	No
42	GOM_NL__2PRFIN20020424_032941_000000342005_00218_00773_0786.N1	24-APR-2002 03:29:41	Dark	33.500	148	Alp Tuc	2.8780	4100.0	67	773	No

43	GOM_NL__2PRFIN20020424_033202_000000372005_00219_00774_0777.N1	24-APR-2002 03:32:02	Dark	36.500	45	Alp Pav	1.9400	26000.	73	774	No
44	GOM_NL__2PRFIN20020424_033605_000000642005_00219_00774_0778.N1	24-APR-2002 03:36:05	Dark	63.500	103	38Zet Sgr	2.6000	9700.0	127	774	No
45	GOM_NL__2PRFIN20020424_033913_000000662005_00219_00774_0779.N1	24-APR-2002 03:39:13	Dark	66.000	38	20Eps Sgr	1.8360	11000.	132	774	No
46	GOM_NL__2PRFIN20020424_034246_000000332005_00219_00774_0780.N1	24-APR-2002 03:42:46	Straylight	33.000	112	Alp Mus	2.6880	26000.	66	774	No
47	GOM_NL__2PRFIN20020424_034411_000000342005_00219_00774_0781.N1	24-APR-2002 03:44:11	Straylight	34.000	10	Bet Cen	0.61000	28000.	68	774	No
48	GOM_NL__2PRFIN20020424_034546_000000332005_00219_00774_0782.N1	24-APR-2002 03:45:46	Straylight	33.000	129	Del Cru	2.7930	26000.	66	774	No
49	GOM_NL__2PRFIN20020424_034732_000000392005_00219_00774_0783.N1	24-APR-2002 03:47:32	Straylight	39.000	109	Bet Lup	2.6770	26000.	78	774	No
50	GOM_NL__2PRFIN20020424_034910_000000572005_00219_00774_0784.N1	24-APR-2002 03:49:10	Straylight	57.000	136	23Tau Sco	2.8220	30000.	114	774	No
51	GOM_NL__2PRFIN20020424_035055_000000632005_00219_00774_0785.N1	24-APR-2002 03:50:55	Tw_i_and_stray	62.500	156	20Sig Sco	2.9030	28000.	125	774	No
52	GOM_NL__2PRFIN20020424_035252_000000642005_00219_00774_0786.N1	24-APR-2002 03:52:52	Tw_i_and_stray	64.000	80	7Del Sco	2.3160	30000.	128	774	No
53	GOM_NL__2PRFIN20020424_035459_000000392005_00219_00774_0787.N1	24-APR-2002 03:54:59	Tw_i_and_stray	39.000	169	46Gam Hya	2.9910	4700.0	78	774	No
54	GOM_NL__2PRFIN20020424_035625_000000442005_00219_00774_0788.N1	24-APR-2002 03:56:25	Bright	43.500	122	9Alp2Lib	2.7470	9700.0	87	774	No
55	GOM_NL__2PRFIN20020424_035825_000000382005_00219_00774_0789.N1	24-APR-2002 03:58:25	Bright	37.500	15	67Alp Vir	0.97600	28000.	75	774	No
56	GOM_NL__2PRFIN20020424_040030_000001252005_00219_00774_0790.N1	24-APR-2002 04:00:30	Bright	124.50	98	13Zet Oph	2.5710	30000.	249	774	No
57	GOM_NL__2PRFIN20020424_040457_000000342005_00219_00774_0791.N1	24-APR-2002 04:04:57	Bright	33.500	138	47Eps Vir	2.8280	4700.0	67	774	No
58	GOM_NL__2PRFIN20020424_040621_000000332005_00219_00774_0792.N1	24-APR-2002 04:06:21	Bright	32.500	62	94Bet Leo	2.1360	9700.0	65	774	No
59	GOM_NL__2PRFIN20020424_040831_000000332005_00219_00774_0793.N1	24-APR-2002 04:08:31	Bright	33.000	96	68Del Leo	2.5600	9300.0	66	774	No
60	GOM_NL__2PRFIN20020424_041204_000000472005_00219_00774_0794.N1	24-APR-2002 04:12:04	Bright	46.500	83		2.3780	11000.	93	774	No
61	GOM_NL__2PRFIN20020424_041456_000000392005_00219_00774_0795.N1	24-APR-2002 04:14:56	Bright	39.000	180	27Gam Boo	3.0400	8000.0	78	774	No
62	GOM_NL__2PRFIN20020424_041643_000000342005_00219_00774_0796.N1	24-APR-2002 04:16:43	Bright	34.000	39	85Eta UMa	1.8540	24000.	68	774	No
63	GOM_NL__2PRFIN20020424_041816_000000312005_00219_00774_0797.N1	24-APR-2002 04:18:16	Bright	31.000	82	48Bet UMa	2.3650	10600.	62	774	No
64	GOM_NL__2PRFIN20020424_041939_000000332005_00219_00774_0798.N1	24-APR-2002 04:19:39	Bright	33.000	36	50Alp UMa	1.8000	6300.0	66	774	No
65	GOM_NL__2PRFIN20020424_042440_000000412005_00219_00774_0799.N1	24-APR-2002 04:24:40	Bright	41.000	119	14Eta Dra	2.7270	4700.0	82	774	No
66	GOM_NL__2PRFIN20020424_042728_000000312005_00219_00774_0800.N1	24-APR-2002 04:27:28	Bright	30.500	49	1Alp UMi	1.9900	6300.0	61	774	No
67	GOM_NL__2PRFIN20020424_043012_000000582005_00219_00774_0801.N1	24-APR-2002 04:30:12	Bright	57.500	69	33Gam Dra	2.2310	3800.0	115	774	No
68	GOM_NL__2PRFIN20020424_043515_000000302005_00219_00774_0802.N1	24-APR-2002 04:35:15	Bright	30.000	76	27Gam Cas	2.3000	30000.	60	774	No
69	GOM_NL__2PRFIN20020424_043632_000000302005_00219_00774_0803.N1	24-APR-2002 04:36:32	Bright	29.500	68	18Alp Cas	2.2250	4500.0	59	774	No
70	GOM_NL__2PRFIN20020424_043858_000001342005_00219_00774_0804.N1	24-APR-2002 04:38:58	Bright	133.50	5	3Alp Lyr	0.033000	11000.	267	774	No
71	GOM_NL__2PRFIN20020424_044432_000000592005_00219_00774_0805.N1	24-APR-2002 04:44:32	Tw_i_and_stray	59.000	92	53Eps Cyg	2.5000	4500.0	118	774	No
72	GOM_NL__2PRFIN20020424_044909_000000412005_00219_00774_0806.N1	24-APR-2002 04:49:09	Tw_i_and_stray	40.500	90	54Alp Peg	2.4870	11000.	81	774	No
73	GOM_NL__2PRFIN20020424_045246_000000552005_00219_00774_0807.N1	24-APR-2002 04:52:46	Dark	54.500	61	8Eps Peg	2.1000	3900.0	109	774	No
74	GOM_NL__2PRFIN20020424_045514_000000452005_00219_00774_0808.N1	24-APR-2002 04:55:14	Dark	45.000	162	34Alp Aqr	2.9440	5350.0	90	774	No
75	GOM_NL__2PRFIN20020424_045822_000000502005_00219_00774_0809.N1	24-APR-2002 04:58:22	Dark	50.000	154	22Bet Aqr	2.8990	5700.0	100	774	No
76	GOM_NL__2PRFIN20020424_050143_000000382005_00219_00774_0810.N1	24-APR-2002 05:01:43	Dark	37.500	18	24Alp PsA	1.1660	9700.0	75	774	No
77	GOM_NL__2PRFIN20020424_050534_000000372005_00219_00774_0811.N1	24-APR-2002 05:05:34	Dark	37.000	172	Gam Gru	3.0030	13100.	74	774	No
78	GOM_NL__2PRFIN20020424_050721_000000392005_00219_00774_0812.N1	24-APR-2002 05:07:21	Dark	39.000	31	Alp Gru	1.7340	15200.	78	774	No
79	GOM_NL__2PRFIN20020424_051017_000000362005_00219_00774_0813.N1	24-APR-2002 05:10:17	Dark	36.000	148	Alp Tuc	2.8780	4100.0	72	774	No
80	GOM_NL__2PRFIN20020424_051239_000000382005_00220_00775_0778.N1	24-APR-2002 05:12:39	Dark	37.500	45	Alp Pav	1.9400	26000.	75	775	No
81	GOM_NL__2PRFIN20020424_051643_000000652005_00220_00775_0779.N1	24-APR-2002 05:16:43	Dark	65.000	103	38Zet Sgr	2.6000	9700.0	130	775	No
82	GOM_NL__2PRFIN20020424_051950_000000582005_00220_00775_0780.N1	24-APR-2002 05:19:50	Dark	58.000	38	20Eps Sgr	1.8360	11000.	116	775	No
83	GOM_NL__2PRFIN20020424_052322_000000342005_00220_00775_0781.N1	24-APR-2002 05:23:22	Straylight	34.000	112	Alp Mus	2.6880	26000.	68	775	No
84	GOM_NL__2PRFIN20020424_052447_000000392005_00220_00775_0782.N1	24-APR-2002 05:24:47	Straylight	38.500	10	Bet Cen	0.61000	28000.	77	775	No
85	GOM_NL__2PRFIN20020424_052622_000000342005_00220_00775_0783.N1	24-APR-2002 05:26:22	Straylight	33.500	129	Del Cru	2.7930	26000.	67	775	No
86	GOM_NL__2PRFIN20020424_052808_000000362005_00220_00775_0784.N1	24-APR-2002 05:28:08	Straylight	36.000	109	Bet Lup	2.6770	26000.	72	775	No
87	GOM_NL__2PRFIN20020424_052946_000000582005_00220_00775_0785.N1	24-APR-2002 05:29:46	Straylight	57.500	136	23Tau Sco	2.8220	30000.	115	775	No
88	GOM_NL__2PRFIN20020424_053131_000000622005_00220_00775_0786.N1	24-APR-2002 05:31:31	Tw_i_and_stray	62.000	156	20Sig Sco	2.9030	28000.	124	775	No
89	GOM_NL__2PRFIN20020424_053328_000000602005_00220_00775_0787.N1	24-APR-2002 05:33:28	Tw_i_and_stray	59.500	80	7Del Sco	2.3160	30000.	119	775	No
90	GOM_NL__2PRFIN20020424_053535_000000362005_00220_00775_0788.N1	24-APR-2002 05:35:35	Tw_i_and_stray	35.500	169	46Gam Hya	2.9910	4700.0	71	775	No
91	GOM_NL__2PRFIN20020424_053701_000000492005_00220_00775_0789.N1	24-APR-2002 05:37:01	Bright	48.500	122	9Alp2Lib	2.7470	9700.0	97	775	No
92	GOM_NL__2PRFIN20020424_053901_000000362005_00220_00775_0790.N1	24-APR-2002 05:39:01	Bright	36.000	15	67Alp Vir	0.97600	28000.	72	775	No
93	GOM_NL__2PRFIN20020424_054105_000001192005_00220_00775_0791.N1	24-APR-2002 05:41:05	Bright	119.00	98	13Zet Oph	2.5710	30000.	238	775	No
94	GOM_NL__2PRFIN20020424_054533_000000342005_00220_00775_0792.N1	24-APR-2002 05:45:33	Bright	34.000	138	47Eps Vir	2.8280	4700.0	68	775	No
95	GOM_NL__2PRFIN20020424_054657_000000322005_00220_00775_0793.N1	24-APR-2002 05:46:57	Bright	32.000	62	94Bet Leo	2.1360	9700.0	64	775	No
96	GOM_NL__2PRFIN20020424_054908_000000332005_00220_00775_0794.N1	24-APR-2002 05:49:08	Bright	33.000	96	68Del Leo	2.5600	9300.0	66	775	No
97	GOM_NL__2PRFIN20020424_055240_000000492005_00220_00775_0795.N1	24-APR-2002 05:52:40	Bright	48.500	83		2.3780	11000.	97	775	No
98	GOM_NL__2PRFIN20020424_055719_000000372005_00220_00775_0796.N1	24-APR-2002 05:57:19	Bright	37.000	39	85Eta UMa	1.8540	24000.	74	775	No
99	GOM_NL__2PRFIN20020424_055852_000000332005_00220_00775_0797.N1	24-APR-2002 05:58:52	Bright	32.500	82	48Bet UMa	2.3650	10600.	65	775	No
100	GOM_NL__2PRFIN20020424_060015_000000342005_00220_00775_0798.N1	24-APR-2002 06:00:15	Bright	33.500	36	50Alp UMa	1.8000	6300.0	67	775	No
101	GOM_NL__2PRFIN20020424_060516_000000422005_00220_00775_0799.N1	24-APR-2002 06:05:16	Bright	42.000	119	14Eta Dra	2.7270	4700.0	84	775	No

102	GOM_NL__2PRFIN20020424_060804_000000322005_00220_00775_0800.N1	24-APR-2002 06:08:04	Bright	31.500	49	1Alp UMi	1.9900	6300.0	63	775	No
103	GOM_NL__2PRFIN20020424_061047_000000582005_00220_00775_0801.N1	24-APR-2002 06:10:47	Bright	57.500	69	33Gam Dra	2.2310	3800.0	115	775	No
104	GOM_NL__2PRFIN20020424_061551_000000352005_00220_00775_0802.N1	24-APR-2002 06:15:51	Bright	34.500	76	27Gam Cas	2.3000	30000.	69	775	No
105	GOM_NL__2PRFIN20020424_061708_000000312005_00220_00775_0803.N1	24-APR-2002 06:17:08	Bright	30.500	68	18Alp Cas	2.2250	4500.0	61	775	No
106	GOM_NL__2PRFIN20020424_061932_000001442005_00220_00775_0804.N1	24-APR-2002 06:19:32	Bright	144.00	5	3Alp Lyr	0.033000	11000.	288	775	No
107	GOM_NL__2PRFIN20020424_062508_000000642005_00220_00775_0805.N1	24-APR-2002 06:25:08	Twi_and_stray	63.500	92	53Eps Cyg	2.5000	4500.0	127	775	No
108	GOM_NL__2PRFIN20020424_062945_000000412005_00220_00775_0806.N1	24-APR-2002 06:29:45	Twi_and_stray	40.500	90	54Alp Peg	2.4870	11000.	81	775	No
109	GOM_NL__2PRFIN20020424_063323_000000532005_00220_00775_0807.N1	24-APR-2002 06:33:23	Dark	52.500	61	8Eps Peg	2.1000	3900.0	105	775	No
110	GOM_NL__2PRFIN20020424_063550_000000442005_00220_00775_0808.N1	24-APR-2002 06:35:50	Dark	43.500	162	34Alp Aqr	2.9440	5350.0	87	775	No
111	GOM_NL__2PRFIN20020424_063858_000000512005_00220_00775_0809.N1	24-APR-2002 06:38:58	Dark	51.000	154	22Bet Aqr	2.8990	5700.0	102	775	No
112	GOM_NL__2PRFIN20020424_064220_000000402005_00220_00775_0810.N1	24-APR-2002 06:42:20	Dark	40.000	18	24Alp PsA	1.1660	9700.0	80	775	No
113	GOM_NL__2PRFIN20020424_064611_000000362005_00220_00775_0811.N1	24-APR-2002 06:46:11	Dark	36.000	172	Gam Gru	3.0030	13100.	72	775	No
114	GOM_NL__2PRFIN20020424_064758_000000352005_00220_00775_0812.N1	24-APR-2002 06:47:58	Dark	35.000	31	Alp Gru	1.7340	15200.	70	775	No
115	GOM_NL__2PRFIN20020424_065053_000000352005_00220_00775_0813.N1	24-APR-2002 06:50:53	Dark	34.500	148	Alp Tuc	2.8780	4100.0	69	775	No
116	GOM_NL__2PRFIN20020424_065315_000000372005_00221_00776_0797.N1	24-APR-2002 06:53:15	Dark	37.000	45	Alp Pav	1.9400	26000.	74	776	No
117	GOM_NL__2PRFIN20020424_065721_000000622005_00221_00776_0798.N1	24-APR-2002 06:57:21	Dark	62.000	103	38Zet Sgr	2.6000	9700.0	124	776	No
118	GOM_NL__2PRFIN20020424_070016_000000362005_00221_00776_0799.N1	24-APR-2002 07:00:16	Dark	36.000	43	Alp TrA	1.9100	4250.0	72	776	No
119	GOM_NL__2PRFIN20020424_070211_000000322005_00221_00776_0800.N1	24-APR-2002 07:02:11	Straylight	32.000	145	Gam TrA	2.8720	10600.	64	776	No
120	GOM_NL__2PRFIN20020424_070359_000000342005_00221_00776_0801.N1	24-APR-2002 07:03:59	Straylight	33.500	112	Alp Mus	2.6880	26000.	67	776	No
121	GOM_NL__2PRFIN20020424_070523_000000452005_00221_00776_0802.N1	24-APR-2002 07:05:23	Straylight	44.500	10	Bet Cen	0.61000	28000.	89	776	No
122	GOM_NL__2PRFIN20020424_070732_000000382005_00221_00776_0803.N1	24-APR-2002 07:07:32	Straylight	38.000	77	Eps Cen	2.3030	28000.	76	776	No
123	GOM_NL__2PRFIN20020424_070856_000000352005_00221_00776_0804.N1	24-APR-2002 07:08:56	Straylight	34.500	95	Zet Cen	2.5450	26000.	69	776	No
124	GOM_NL__2PRFIN20020424_071023_000000592005_00221_00776_0805.N1	24-APR-2002 07:10:23	Straylight	59.000	136	23Tau Sco	2.8220	30000.	118	776	No
125	GOM_NL__2PRFIN20020424_071208_000000632005_00221_00776_0806.N1	24-APR-2002 07:12:08	Twi_and_stray	63.000	156	20Sig Sco	2.9030	28000.	126	776	No
126	GOM_NL__2PRFIN20020424_071405_000000652005_00221_00776_0807.N1	24-APR-2002 07:14:05	Twi_and_stray	64.500	80	7Del Sco	2.3160	30000.	129	776	No
127	GOM_NL__2PRFIN20020424_071611_000000392005_00221_00776_0808.N1	24-APR-2002 07:16:11	Twi_and_stray	39.000	169	46Gam Hya	2.9910	4700.0	78	776	No
128	GOM_NL__2PRFIN20020424_071737_000000442005_00221_00776_0809.N1	24-APR-2002 07:17:37	Bright	43.500	122	9Alp2Lib	2.7470	9700.0	87	776	No
129	GOM_NL__2PRFIN20020424_071937_000000372005_00221_00776_0810.N1	24-APR-2002 07:19:37	Bright	37.000	15	67Alp Vir	0.97600	28000.	74	776	No
130	GOM_NL__2PRFIN20020424_072140_000001192005_00221_00776_0811.N1	24-APR-2002 07:21:40	Bright	118.50	98	13Zet Oph	2.5710	30000.	237	776	No
131	GOM_NL__2PRFIN20020424_072609_000000342005_00221_00776_0812.N1	24-APR-2002 07:26:09	Bright	34.000	138	47Eps Vir	2.8280	4700.0	68	776	No
132	GOM_NL__2PRFIN20020424_072733_000000322005_00221_00776_0813.N1	24-APR-2002 07:27:33	Bright	32.000	62	94Bet Leo	2.1360	9700.0	64	776	No
133	GOM_NL__2PRFIN20020424_072944_000000342005_00221_00776_0814.N1	24-APR-2002 07:29:44	Bright	33.500	96	68Del Leo	2.5600	9300.0	67	776	No
134	GOM_NL__2PRFIN20020424_073315_000000472005_00221_00776_0815.N1	24-APR-2002 07:33:15	Bright	46.500	83		2.3780	11000.	93	776	No
135	GOM_NL__2PRFIN20020424_073754_000000362005_00221_00776_0816.N1	24-APR-2002 07:37:54	Bright	36.000	39	85Eta UMa	1.8540	24000.	72	776	No
136	GOM_NL__2PRFIN20020424_073928_000000332005_00221_00776_0817.N1	24-APR-2002 07:39:28	Bright	32.500	82	48Bet UMa	2.3650	10600.	65	776	No
137	GOM_NL__2PRFIN20020424_074052_000000342005_00221_00776_0818.N1	24-APR-2002 07:40:52	Bright	33.500	36	50Alp UMa	1.8000	6300.0	67	776	No
138	GOM_NL__2PRFIN20020424_074551_000000422005_00221_00776_0819.N1	24-APR-2002 07:45:51	Bright	41.500	119	14Eta Dra	2.7270	4700.0	83	776	No
139	GOM_NL__2PRFIN20020424_074840_000000332005_00221_00776_0820.N1	24-APR-2002 07:48:40	Bright	33.000	49	1Alp UMi	1.9900	6300.0	66	776	No
140	GOM_NL__2PRFIN20020424_075122_000000582005_00221_00776_0821.N1	24-APR-2002 07:51:22	Bright	58.000	69	33Gam Dra	2.2310	3800.0	116	776	No
141	GOM_NL__2PRFIN20020424_075627_000000482005_00221_00776_0822.N1	24-APR-2002 07:56:27	Bright	48.000	76	27Gam Cas	2.3000	30000.	96	776	No
142	GOM_NL__2PRFIN20020424_075744_000000322005_00221_00776_0823.N1	24-APR-2002 07:57:44	Bright	31.500	68	18Alp Cas	2.2250	4500.0	63	776	No
143	GOM_NL__2PRFIN20020424_080007_000001282005_00221_00776_0824.N1	24-APR-2002 08:00:07	Bright	128.00	5	3Alp Lyr	0.033000	11000.	256	776	No
144	GOM_NL__2PRFIN20020424_080544_000000682005_00221_00776_0825.N1	24-APR-2002 08:05:44	Twi_and_stray	67.500	92	53Eps Cyg	2.5000	4500.0	135	776	No
145	GOM_NL__2PRFIN20020424_081022_000000372005_00221_00776_0826.N1	24-APR-2002 08:10:22	Twi_and_stray	37.000	90	54Alp Peg	2.4870	11000.	74	776	No
146	GOM_NL__2PRFIN20020424_081400_000000542005_00221_00776_0827.N1	24-APR-2002 08:14:00	Dark	54.000	61	8Eps Peg	2.1000	3900.0	108	776	No
147	GOM_NL__2PRFIN20020424_081627_000000462005_00221_00776_0828.N1	24-APR-2002 08:16:27	Dark	45.500	162	34Alp Aqr	2.9440	5350.0	91	776	No
148	GOM_NL__2PRFIN20020424_081935_000000522005_00221_00776_0829.N1	24-APR-2002 08:19:35	Dark	51.500	154	22Bet Aqr	2.8990	5700.0	103	776	No
149	GOM_NL__2PRFIN20020424_082256_000000432005_00221_00776_0830.N1	24-APR-2002 08:22:56	Dark	42.500	18	24Alp PsA	1.1660	9700.0	85	776	No
150	GOM_NL__2PRFIN20020424_082647_000000362005_00221_00776_0831.N1	24-APR-2002 08:26:47	Dark	35.500	172	Gam Gru	3.0030	13100.	71	776	No
151	GOM_NL__2PRFIN20020424_082834_000000392005_00221_00776_0832.N1	24-APR-2002 08:28:34	Dark	38.500	31	Alp Gru	1.7340	15200.	77	776	No
152	GOM_NL__2PRFIN20020424_083129_000000362005_00221_00776_0833.N1	24-APR-2002 08:31:29	Dark	36.000	148	Alp Tuc	2.8780	4100.0	72	776	No
153	GOM_NL__2PRFIN20020424_083352_000000352005_00222_00777_0797.N1	24-APR-2002 08:33:52	Dark	35.000	45	Alp Pav	1.9400	26000.	70	777	No
154	GOM_NL__2PRFIN20020424_083758_000000632005_00222_00777_0798.N1	24-APR-2002 08:37:58	Dark	63.000	103	38Zet Sgr	2.6000	9700.0	126	777	No
155	GOM_NL__2PRFIN20020424_084053_000000382005_00222_00777_0799.N1	24-APR-2002 08:40:53	Dark	37.500	43	Alp TrA	1.9100	4250.0	75	777	No
156	GOM_NL__2PRFIN20020424_084248_000000332005_00222_00777_0800.N1	24-APR-2002 08:42:48	Straylight	32.500	145	Gam TrA	2.8720	10600.	65	777	No
157	GOM_NL__2PRFIN20020424_084435_000000342005_00222_00777_0801.N1	24-APR-2002 08:44:35	Straylight	34.000	112	Alp Mus	2.6880	26000.	68	777	No
158	GOM_NL__2PRFIN20020424_084559_000000392005_00222_00777_0802.N1	24-APR-2002 08:45:59	Straylight	38.500	10	Bet Cen	0.61000	28000.	77	777	No
159	GOM_NL__2PRFIN20020424_084809_000000362005_00222_00777_0803.N1	24-APR-2002 08:48:09	Straylight	35.500	77	Eps Cen	2.3030	28000.	71	777	No
160	GOM_NL__2PRFIN20020424_084932_000000372005_00222_00777_0804.N1	24-APR-2002 08:49:32	Straylight	37.000	95	Zet Cen	2.5450	26000.	74	777	No

161	GOM_NL__2PRFIN20020424_085100_000000572005_00222_00777_0805.N1	24-APR-2002 08:51:00	Straylight	57.000	136	23Tau Sco	2.8220	30000.	114	777	No
162	GOM_NL__2PRFIN20020424_085244_000000602005_00222_00777_0806.N1	24-APR-2002 08:52:44	Twi_and_stray	59.500	156	20Sig Sco	2.9030	28000.	119	777	No
163	GOM_NL__2PRFIN20020424_085441_000000692005_00222_00777_0807.N1	24-APR-2002 08:54:41	Twi_and_stray	68.500	80	7Del Sco	2.3160	30000.	137	777	No
164	GOM_NL__2PRFIN20020424_085647_000000402005_00222_00777_0808.N1	24-APR-2002 08:56:47	Twi_and_stray	39.500	169	46Gam Hya	2.9910	4700.0	79	777	No
165	GOM_NL__2PRFIN20020424_085813_000000432005_00222_00777_0809.N1	24-APR-2002 08:58:13	Bright	43.000	122	9Alp2Lib	2.7470	9700.0	86	777	No
166	GOM_NL__2PRFIN20020424_090013_000000352005_00222_00777_0810.N1	24-APR-2002 09:00:13	Bright	35.000	15	67Alp Vir	0.97600	28000.	70	777	No
167	GOM_NL__2PRFIN20020424_090215_000001252005_00222_00777_0811.N1	24-APR-2002 09:02:15	Bright	125.00	98	13Zet Oph	2.5710	30000.	250	777	No
168	GOM_NL__2PRFIN20020424_090645_000000342005_00222_00777_0812.N1	24-APR-2002 09:06:45	Bright	34.000	138	47Eps Vir	2.8280	4700.0	68	777	No
169	GOM_NL__2PRFIN20020424_090810_000000342005_00222_00777_0813.N1	24-APR-2002 09:08:10	Bright	33.500	62	94Bet Leo	2.1360	9700.0	67	777	No
170	GOM_NL__2PRFIN20020424_091020_000000342005_00222_00777_0814.N1	24-APR-2002 09:10:20	Bright	33.500	96	68Del Leo	2.5600	9300.0	67	777	No
171	GOM_NL__2PRFIN20020424_091350_000000462005_00222_00777_0815.N1	24-APR-2002 09:13:50	Bright	45.500	83		2.3780	11000.	91	777	No
172	GOM_NL__2PRFIN20020424_091830_000000382005_00222_00777_0816.N1	24-APR-2002 09:18:30	Bright	37.500	39	85Eta UMa	1.8540	24000.	75	777	No
173	GOM_NL__2PRFIN20020424_092004_000000332005_00222_00777_0817.N1	24-APR-2002 09:20:04	Bright	33.000	82	48Bet UMa	2.3650	10600.	66	777	No
174	GOM_NL__2PRFIN20020424_092128_000000332005_00222_00777_0818.N1	24-APR-2002 09:21:28	Bright	33.000	36	50Alp UMa	1.8000	6300.0	66	777	No
175	GOM_NL__2PRFIN20020424_092626_000000422005_00222_00777_0819.N1	24-APR-2002 09:26:26	Bright	42.000	119	14Eta Dra	2.7270	4700.0	84	777	No
176	GOM_NL__2PRFIN20020424_092915_000000342005_00222_00777_0820.N1	24-APR-2002 09:29:15	Bright	33.500	49	1Alp UMi	1.9900	6300.0	67	777	No
177	GOM_NL__2PRFIN20020424_093157_000000622005_00222_00777_0821.N1	24-APR-2002 09:31:57	Bright	61.500	69	33Gam Dra	2.2310	3800.0	123	777	No
178	GOM_NL__2PRFIN20020424_093703_000000432005_00222_00777_0822.N1	24-APR-2002 09:37:03	Bright	42.500	76	27Gam Cas	2.3000	30000.	85	777	No
179	GOM_NL__2PRFIN20020424_093820_000000302005_00222_00777_0823.N1	24-APR-2002 09:38:20	Bright	29.500	68	18Alp Cas	2.2250	4500.0	59	777	No
180	GOM_NL__2PRFIN20020424_094042_000001412005_00222_00777_0824.N1	24-APR-2002 09:40:42	Bright	140.50	5	3Alp Lyr	0.033000	11000.	281	777	No
181	GOM_NL__2PRFIN20020424_094620_000000632005_00222_00777_0825.N1	24-APR-2002 09:46:20	Twi_and_stray	62.500	92	53Eps Cyg	2.5000	4500.0	125	777	No
182	GOM_NL__2PRFIN20020424_095058_000000412005_00222_00777_0826.N1	24-APR-2002 09:50:58	Twi_and_stray	40.500	90	54Alp Peg	2.4870	11000.	81	777	No
183	GOM_NL__2PRFIN20020424_095436_000000512005_00222_00777_0827.N1	24-APR-2002 09:54:36	Dark	51.000	61	8Eps Peg	2.1000	3900.0	102	777	No
184	GOM_NL__2PRFIN20020424_095703_000000462005_00222_00777_0828.N1	24-APR-2002 09:57:03	Dark	46.000	162	34Alp Aqr	2.9440	5350.0	92	777	No
185	GOM_NL__2PRFIN20020424_100012_000000532005_00222_00777_0829.N1	24-APR-2002 10:00:12	Dark	52.500	154	22Bet Aqr	2.8990	5700.0	105	777	No
186	GOM_NL__2PRFIN20020424_100332_000000392005_00222_00777_0830.N1	24-APR-2002 10:03:32	Dark	38.500	18	24Alp PsA	1.1660	9700.0	77	777	No
187	GOM_NL__2PRFIN20020424_100724_000000392005_00222_00777_0831.N1	24-APR-2002 10:07:24	Dark	38.500	172	Gam Gru	3.0030	13100.	77	777	No
188	GOM_NL__2PRFIN20020424_100911_000000372005_00222_00777_0832.N1	24-APR-2002 10:09:11	Dark	37.000	31	Alp Gru	1.7340	15200.	74	777	No
189	GOM_NL__2PRFIN20020424_101205_000000352005_00222_00777_0833.N1	24-APR-2002 10:12:05	Dark	34.500	148	Alp Tuc	2.8780	4100.0	69	777	No
190	GOM_NL__2PRFIN20020424_101428_000000372005_00223_00778_0797.N1	24-APR-2002 10:14:28	Dark	37.000	45	Alp Pav	1.9400	26000.	74	778	No
191	GOM_NL__2PRFIN20020424_101836_000000642005_00223_00778_0798.N1	24-APR-2002 10:18:36	Dark	64.000	103	38Zet Sgr	2.6000	9700.0	128	778	No
192	GOM_NL__2PRFIN20020424_102129_000000352005_00223_00778_0799.N1	24-APR-2002 10:21:29	Dark	35.000	43	Alp TrA	1.9100	4250.0	70	778	No
193	GOM_NL__2PRFIN20020424_102324_000000342005_00223_00778_0800.N1	24-APR-2002 10:23:24	Straylight	34.000	145	Gam TrA	2.8720	10600.	68	778	No
194	GOM_NL__2PRFIN20020424_102511_000000332005_00223_00778_0801.N1	24-APR-2002 10:25:11	Straylight	33.000	112	Alp Mus	2.6880	26000.	66	778	No
195	GOM_NL__2PRFIN20020424_102635_000000402005_00223_00778_0802.N1	24-APR-2002 10:26:35	Straylight	39.500	10	Bet Cen	0.61000	28000.	79	778	No
196	GOM_NL__2PRFIN20020424_102845_000000342005_00223_00778_0803.N1	24-APR-2002 10:28:45	Straylight	33.500	77	Eps Cen	2.3030	28000.	67	778	No
197	GOM_NL__2PRFIN20020424_103008_000000372005_00223_00778_0804.N1	24-APR-2002 10:30:08	Straylight	36.500	95	Zet Cen	2.5450	26000.	73	778	No
198	GOM_NL__2PRFIN20020424_103136_000000592005_00223_00778_0805.N1	24-APR-2002 10:31:36	Straylight	59.000	136	23Tau Sco	2.8220	30000.	118	778	No
199	GOM_NL__2PRFIN20020424_103321_000000602005_00223_00778_0806.N1	24-APR-2002 10:33:21	Twi_and_stray	60.000	156	20Sig Sco	2.9030	28000.	120	778	No
200	GOM_NL__2PRFIN20020424_103517_000000662005_00223_00778_0807.N1	24-APR-2002 10:35:17	Twi_and_stray	65.500	80	7Del Sco	2.3160	30000.	131	778	No
201	GOM_NL__2PRFIN20020424_103723_000000382005_00223_00778_0808.N1	24-APR-2002 10:37:23	Twi_and_stray	37.500	169	46Gam Hya	2.9910	4700.0	75	778	No
202	GOM_NL__2PRFIN20020424_103849_000000442005_00223_00778_0809.N1	24-APR-2002 10:38:49	Bright	43.500	122	9Alp2Lib	2.7470	9700.0	87	778	No
203	GOM_NL__2PRFIN20020424_104049_000000372005_00223_00778_0810.N1	24-APR-2002 10:40:49	Bright	37.000	15	67Alp Vir	0.97600	28000.	74	778	No
204	GOM_NL__2PRFIN20020424_104250_000001162005_00223_00778_0811.N1	24-APR-2002 10:42:50	Bright	116.00	98	13Zet Oph	2.5710	30000.	232	778	No
205	GOM_NL__2PRFIN20020424_104720_000000342005_00223_00778_0812.N1	24-APR-2002 10:47:20	Bright	34.000	138	47Eps Vir	2.8280	4700.0	68	778	No
206	GOM_NL__2PRFIN20020424_104846_000000332005_00223_00778_0813.N1	24-APR-2002 10:48:46	Bright	33.000	62	94Bet Leo	2.1360	9700.0	66	778	No
207	GOM_NL__2PRFIN20020424_105057_000000342005_00223_00778_0814.N1	24-APR-2002 10:50:57	Bright	34.000	96	68Del Leo	2.5600	9300.0	68	778	No
208	GOM_NL__2PRFIN20020424_105425_000000472005_00223_00778_0815.N1	24-APR-2002 10:54:25	Bright	47.000	83		2.3780	11000.	94	778	No
209	GOM_NL__2PRFIN20020424_105717_000000422005_00223_00778_0816.N1	24-APR-2002 10:57:17	Bright	41.500	180	27Gam Boo	3.0400	8000.0	83	778	No
210	GOM_NL__2PRFIN20020424_105906_000000382005_00223_00778_0817.N1	24-APR-2002 10:59:06	Bright	38.000	39	85Eta UMa	1.8540	24000.	76	778	No
211	GOM_NL__2PRFIN20020424_110040_000000332005_00223_00778_0818.N1	24-APR-2002 11:00:40	Bright	33.000	82	48Bet UMa	2.3650	10600.	66	778	No
212	GOM_NL__2PRFIN20020424_110204_000000322005_00223_00778_0819.N1	24-APR-2002 11:02:04	Bright	31.500	36	50Alp UMa	1.8000	6300.0	63	778	No
213	GOM_NL__2PRFIN20020424_110701_000000392005_00223_00778_0820.N1	24-APR-2002 11:07:01	Bright	39.000	119	14Eta Dra	2.7270	4700.0	78	778	No
214	GOM_NL__2PRFIN20020424_110951_000000332005_00223_00778_0821.N1	24-APR-2002 11:09:51	Bright	33.000	49	1Alp UMi	1.9900	6300.0	66	778	No
215	GOM_NL__2PRFIN20020424_111231_000000592005_00223_00778_0822.N1	24-APR-2002 11:12:31	Bright	58.500	69	33Gam Dra	2.2310	3800.0	117	778	No
216	GOM_NL__2PRFIN20020424_111739_000000382005_00223_00778_0823.N1	24-APR-2002 11:17:39	Bright	38.000	76	27Gam Cas	2.3000	30000.	76	778	No
217	GOM_NL__2PRFIN20020424_111856_000000292005_00223_00778_0824.N1	24-APR-2002 11:18:56	Bright	29.000	68	18Alp Cas	2.2250	4500.0	58	778	No
218	GOM_NL__2PRFIN20020424_112117_000001452005_00223_00778_0825.N1	24-APR-2002 11:21:17	Bright	145.00	5	3Alp Lyr	0.033000	11000.	290	778	No
219	GOM_NL__2PRFIN20020424_112656_000000652005_00223_00778_0826.N1	24-APR-2002 11:26:56	Twi_and_stray	65.000	92	53Eps Cyg	2.5000	4500.0	130	778	No

220	GOM_NL__2PRFIN20020424_113134_000000412005_00223_00778_0827.N1	24-APR-2002 11:31:34	Twilight	40.500	90	54Alp Peg	2.4870	11000.	81	778	No
221	GOM_NL__2PRFIN20020424_113513_000000512005_00223_00778_0828.N1	24-APR-2002 11:35:13	Dark	51.000	61	8Eps Peg	2.1000	3900.0	102	778	No
222	GOM_NL__2PRFIN20020424_113740_000000442005_00223_00778_0829.N1	24-APR-2002 11:37:40	Dark	43.500	162	34Alp Aqr	2.9440	5350.0	87	778	No
223	GOM_NL__2PRFIN20020424_114049_000000502005_00223_00778_0830.N1	24-APR-2002 11:40:49	Dark	49.500	154	22Bet Aqr	2.8990	5700.0	99	778	No
224	GOM_NL__2PRFIN20020424_114409_000000382005_00223_00778_0831.N1	24-APR-2002 11:44:09	Dark	38.000	18	24Alp PsA	1.1660	9700.0	76	778	No
225	GOM_NL__2PRFIN20020424_114800_000000402005_00223_00778_0832.N1	24-APR-2002 11:48:00	Dark	39.500	172	Gam Gru	3.0030	13100.	79	778	No
226	GOM_NL__2PRFIN20020424_114947_000000392005_00223_00778_0833.N1	24-APR-2002 11:49:47	Dark	38.500	31	Alp Gru	1.7340	15200.	77	778	No
227	GOM_NL__2PRFIN20020424_115242_000000362005_00223_00778_0834.N1	24-APR-2002 11:52:42	Dark	35.500	148	Alp Tuc	2.8780	4100.0	71	778	No
228	GOM_NL__2PRFIN20020424_115505_000000362005_00224_00779_0797.N1	24-APR-2002 11:55:05	Dark	36.000	45	Alp Pav	1.9400	26000.	72	779	No
229	GOM_NL__2PRFIN20020424_115914_000000662005_00224_00779_0798.N1	24-APR-2002 11:59:14	Dark	66.000	103	38Zet Sgr	2.6000	9700.0	132	779	No
230	GOM_NL__2PRFIN20020424_120205_000000392005_00224_00779_0799.N1	24-APR-2002 12:02:05	Dark	38.500	43	Alp TrA	1.9100	4250.0	77	779	No
231	GOM_NL__2PRFIN20020424_120400_000000342005_00224_00779_0800.N1	24-APR-2002 12:04:00	Straylight	33.500	145	Gam TrA	2.8720	10600.	67	779	No
232	GOM_NL__2PRFIN20020424_120547_000000332005_00224_00779_0801.N1	24-APR-2002 12:05:47	Straylight	32.500	112	Alp Mus	2.6880	26000.	65	779	No
233	GOM_NL__2PRFIN20020424_120712_000000372005_00224_00779_0802.N1	24-APR-2002 12:07:12	Straylight	37.000	10	Bet Cen	0.61000	28000.	74	779	No
234	GOM_NL__2PRFIN20020424_120921_000000342005_00224_00779_0803.N1	24-APR-2002 12:09:21	Straylight	34.000	77	Eps Cen	2.3030	28000.	68	779	No
235	GOM_NL__2PRFIN20020424_121045_000000342005_00224_00779_0804.N1	24-APR-2002 12:10:45	Straylight	34.000	95	Zet Cen	2.5450	26000.	68	779	No
236	GOM_NL__2PRFIN20020424_121213_000000602005_00224_00779_0805.N1	24-APR-2002 12:12:13	Straylight	60.000	136	23Tau Sco	2.8220	30000.	120	779	No
237	GOM_NL__2PRFIN20020424_121357_000000622005_00224_00779_0806.N1	24-APR-2002 12:13:57	Twilight	61.500	156	20Sig Sco	2.9030	28000.	123	779	No
238	GOM_NL__2PRFIN20020424_121554_000000652005_00224_00779_0807.N1	24-APR-2002 12:15:54	Twilight	64.500	80	7Del Sco	2.3160	30000.	129	779	No
239	GOM_NL__2PRFIN20020424_121759_000000392005_00224_00779_0808.N1	24-APR-2002 12:17:59	Twilight	39.000	169	46Gam Hya	2.9910	4700.0	78	779	No
240	GOM_NL__2PRFIN20020424_121925_000000452005_00224_00779_0809.N1	24-APR-2002 12:19:25	Bright	44.500	122	9Alp2Lib	2.7470	9700.0	89	779	No
241	GOM_NL__2PRFIN20020424_122125_000000372005_00224_00779_0810.N1	24-APR-2002 12:21:25	Bright	36.500	15	67Alp Vir	0.97600	28000.	73	779	No
242	GOM_NL__2PRFIN20020424_122325_000001242005_00224_00779_0811.N1	24-APR-2002 12:23:25	Bright	123.50	98	13Zet Oph	2.5710	30000.	247	779	No
243	GOM_NL__2PRFIN20020424_122757_000000342005_00224_00779_0812.N1	24-APR-2002 12:27:57	Bright	33.500	138	47Eps Vir	2.8280	4700.0	67	779	No
244	GOM_NL__2PRFIN20020424_122922_000000322005_00224_00779_0813.N1	24-APR-2002 12:29:22	Bright	32.000	62	94Bet Leo	2.1360	9700.0	64	779	No
245	GOM_NL__2PRFIN20020424_123133_000000332005_00224_00779_0814.N1	24-APR-2002 12:31:33	Bright	33.000	96	68Del Leo	2.5600	9300.0	66	779	No
246	GOM_NL__2PRFIN20020424_123500_000000462005_00224_00779_0815.N1	24-APR-2002 12:35:00	Bright	45.500	83		2.3780	11000.	91	779	No
247	GOM_NL__2PRFIN20020424_123941_000000382005_00224_00779_0816.N1	24-APR-2002 12:39:41	Bright	37.500	39	85Eta UMa	1.8540	24000.	75	779	No
248	GOM_NL__2PRFIN20020424_124116_000000332005_00224_00779_0817.N1	24-APR-2002 12:41:16	Bright	33.000	82	48Bet UMa	2.3650	10600.	66	779	No
249	GOM_NL__2PRFIN20020424_124240_000000342005_00224_00779_0818.N1	24-APR-2002 12:42:40	Bright	34.000	36	50Alp UMa	1.8000	6300.0	68	779	No
250	GOM_NL__2PRFIN20020424_124737_000000422005_00224_00779_0819.N1	24-APR-2002 12:47:37	Bright	41.500	119	14Eta Dra	2.7270	4700.0	83	779	No
251	GOM_NL__2PRFIN20020424_125815_000000292005_00224_00779_0820.N1	24-APR-2002 12:58:15	Bright	29.000	76	27Gam Cas	2.3000	30000.	58	779	No
252	GOM_NL__2PRFIN20020424_125933_000000292005_00224_00779_0821.N1	24-APR-2002 12:59:33	Bright	28.500	68	18Alp Cas	2.2250	4500.0	57	779	No
253	GOM_NL__2PRFIN20020424_130151_000001282005_00224_00779_0822.N1	24-APR-2002 13:01:51	Bright	127.50	5	3Alp Lyr	0.033000	11000.	255	779	No
254	GOM_NL__2PRFIN20020424_130732_000000622005_00224_00779_0823.N1	24-APR-2002 13:07:32	Twilight	62.000	92	53Eps Cyg	2.5000	4500.0	124	779	No
255	GOM_NL__2PRFIN20020424_131210_000000402005_00224_00779_0824.N1	24-APR-2002 13:12:10	Twilight	39.500	90	54Alp Peg	2.4870	11000.	79	779	No
256	GOM_NL__2PRFIN20020424_131549_000000532005_00224_00779_0825.N1	24-APR-2002 13:15:49	Dark	53.000	61	8Eps Peg	2.1000	3900.0	106	779	No
257	GOM_NL__2PRFIN20020424_131816_000000452005_00224_00779_0826.N1	24-APR-2002 13:18:16	Dark	45.000	162	34Alp Aqr	2.9440	5350.0	90	779	No
258	GOM_NL__2PRFIN20020424_132126_000000492005_00224_00779_0827.N1	24-APR-2002 13:21:26	Dark	48.500	154	22Bet Aqr	2.8990	5700.0	97	779	No
259	GOM_NL__2PRFIN20020424_132445_000000402005_00224_00779_0828.N1	24-APR-2002 13:24:45	Dark	40.000	18	24Alp PsA	1.1660	9700.0	80	779	No
260	GOM_NL__2PRFIN20020424_132837_000000372005_00224_00779_0829.N1	24-APR-2002 13:28:37	Dark	37.000	172	Gam Gru	3.0030	13100.	74	779	No
261	GOM_NL__2PRFIN20020424_133024_000000382005_00224_00779_0830.N1	24-APR-2002 13:30:24	Dark	38.000	31	Alp Gru	1.7340	15200.	76	779	No
262	GOM_NL__2PRFIN20020424_133318_000000352005_00224_00779_0831.N1	24-APR-2002 13:33:18	Dark	34.500	148	Alp Tuc	2.8780	4100.0	69	779	No
263	GOM_NL__2PRFIN20020424_133542_000000372005_00225_00780_0798.N1	24-APR-2002 13:35:42	Dark	37.000	45	Alp Pav	1.9400	26000.	74	780	No
264	GOM_NL__2PRFIN20020424_133952_000000652005_00225_00780_0799.N1	24-APR-2002 13:39:52	Dark	64.500	103	38Zet Sgr	2.6000	9700.0	129	780	No
265	GOM_NL__2PRFIN20020424_134242_000000372005_00225_00780_0800.N1	24-APR-2002 13:42:42	Dark	36.500	43	Alp TrA	1.9100	4250.0	73	780	No
266	GOM_NL__2PRFIN20020424_134436_000000342005_00225_00780_0801.N1	24-APR-2002 13:44:36	Straylight	34.000	145	Gam TrA	2.8720	10600.	68	780	No
267	GOM_NL__2PRFIN20020424_134623_000000332005_00225_00780_0802.N1	24-APR-2002 13:46:23	Straylight	33.000	112	Alp Mus	2.6880	26000.	66	780	No
268	GOM_NL__2PRFIN20020424_134748_000000402005_00225_00780_0803.N1	24-APR-2002 13:47:48	Straylight	39.500	10	Bet Cen	0.61000	28000.	79	780	No
269	GOM_NL__2PRFIN20020424_134957_000000332005_00225_00780_0804.N1	24-APR-2002 13:49:57	Straylight	33.000	77	Eps Cen	2.3030	28000.	66	780	No
270	GOM_NL__2PRFIN20020424_135121_000000352005_00225_00780_0805.N1	24-APR-2002 13:51:21	Straylight	34.500	95	Zet Cen	2.5450	26000.	69	780	No
271	GOM_NL__2PRFIN20020424_135250_000000582005_00225_00780_0806.N1	24-APR-2002 13:52:50	Straylight	57.500	136	23Tau Sco	2.8220	30000.	115	780	No
272	GOM_NL__2PRFIN20020424_135434_000000592005_00225_00780_0807.N1	24-APR-2002 13:54:34	Twilight	58.500	156	20Sig Sco	2.9030	28000.	117	780	No
273	GOM_NL__2PRFIN20020424_135630_000000622005_00225_00780_0808.N1	24-APR-2002 13:56:30	Twilight	61.500	80	7Del Sco	2.3160	30000.	123	780	No
274	GOM_NL__2PRFIN20020424_135836_000000362005_00225_00780_0809.N1	24-APR-2002 13:58:36	Twilight	36.000	169	46Gam Hya	2.9910	4700.0	72	780	No
275	GOM_NL__2PRFIN20020424_140001_000000452005_00225_00780_0810.N1	24-APR-2002 14:00:01	Bright	44.500	122	9Alp2Lib	2.7470	9700.0	89	780	No
276	GOM_NL__2PRFIN20020424_140201_000000382005_00225_00780_0811.N1	24-APR-2002 14:02:01	Bright	38.000	15	67Alp Vir	0.97600	28000.	76	780	No
277	GOM_NL__2PRFIN20020424_140400_000001192005_00225_00780_0812.N1	24-APR-2002 14:04:00	Bright	119.00	98	13Zet Oph	2.5710	30000.	238	780	No
278	GOM_NL__2PRFIN20020424_140832_000000342005_00225_00780_0813.N1	24-APR-2002 14:08:32	Bright	33.500	138	47Eps Vir	2.8280	4700.0	67	780	No

279	GOM_NL__2PRFIN20020424_140958_000000322005_00225_00780_0814.N1	24-APR-2002 14:09:58	Bright	31.500	62	94Bet Leo	2.1360	9700.0	63	780	No
280	GOM_NL__2PRFIN20020424_141209_000000342005_00225_00780_0815.N1	24-APR-2002 14:12:09	Bright	34.000	96	68Del Leo	2.5600	9300.0	68	780	No
281	GOM_NL__2PRFIN20020424_141536_000000482005_00225_00780_0816.N1	24-APR-2002 14:15:36	Bright	47.500	83		2.3780	11000.	95	780	No
282	GOM_NL__2PRFIN20020424_142017_000000372005_00225_00780_0817.N1	24-APR-2002 14:20:17	Bright	37.000	39	85Eta UMa	1.8540	24000.	74	780	No
283	GOM_NL__2PRFIN20020424_142153_000000312005_00225_00780_0818.N1	24-APR-2002 14:21:53	Bright	31.000	82	48Bet UMa	2.3650	10600.	62	780	No
284	GOM_NL__2PRFIN20020424_142316_000000342005_00225_00780_0819.N1	24-APR-2002 14:23:16	Bright	34.000	36	50Alp UMa	1.8000	6300.0	68	780	No
285	GOM_NL__2PRFIN20020424_142812_000000382005_00225_00780_0820.N1	24-APR-2002 14:28:12	Bright	38.000	119	14Eta Dra	2.7270	4700.0	76	780	No
286	GOM_NL__2PRFIN20020424_143103_000000292005_00225_00780_0821.N1	24-APR-2002 14:31:03	Bright	29.000	49	1Alp UMi	1.9900	6300.0	58	780	No
287	GOM_NL__2PRFIN20020424_143341_000000622005_00225_00780_0822.N1	24-APR-2002 14:33:41	Bright	61.500	69	33Gam Dra	2.2310	3800.0	123	780	No
288	GOM_NL__2PRFIN20020424_143851_000000312005_00225_00780_0823.N1	24-APR-2002 14:38:51	Bright	31.000	76	27Gam Cas	2.3000	30000.	62	780	No
289	GOM_NL__2PRFIN20020424_144009_000000482005_00225_00780_0824.N1	24-APR-2002 14:40:09	Bright	48.000	68	18Alp Cas	2.2250	4500.0	96	780	No
290	GOM_NL__2PRFIN20020424_144226_000001322005_00225_00780_0825.N1	24-APR-2002 14:42:26	Bright	131.50	5	3Alp Lyr	0.033000	11000.	263	780	No
291	GOM_NL__2PRFIN20020424_144808_000000652005_00225_00780_0826.N1	24-APR-2002 14:48:08	Twi_and_stray	64.500	92	53Eps Cyg	2.5000	4500.0	129	780	No
292	GOM_NL__2PRFIN20020424_145246_000000402005_00225_00780_0827.N1	24-APR-2002 14:52:46	Twi_and_stray	40.000	90	54Alp Peg	2.4870	11000.	80	780	No
293	GOM_NL__2PRFIN20020424_145626_000000582005_00225_00780_0828.N1	24-APR-2002 14:56:26	Dark	58.000	61	8Eps Peg	2.1000	3900.0	116	780	No
294	GOM_NL__2PRFIN20020424_145853_000000472005_00225_00780_0829.N1	24-APR-2002 14:58:53	Dark	46.500	162	34Alp Aqr	2.9440	5350.0	93	780	No
295	GOM_NL__2PRFIN20020424_150203_000000502005_00225_00780_0830.N1	24-APR-2002 15:02:03	Dark	50.000	154	22Bet Aqr	2.8990	5700.0	100	780	No
296	GOM_NL__2PRFIN20020424_150521_000000402005_00225_00780_0831.N1	24-APR-2002 15:05:21	Dark	39.500	18	24Alp PsA	1.1660	9700.0	79	780	No
297	GOM_NL__2PRFIN20020424_150913_000000402005_00225_00780_0832.N1	24-APR-2002 15:09:13	Dark	39.500	172	Gam Gru	3.0030	13100.	79	780	No
298	GOM_NL__2PRFIN20020424_151100_000000402005_00225_00780_0833.N1	24-APR-2002 15:11:00	Dark	40.000	31	Alp Gru	1.7340	15200.	80	780	No
299	GOM_NL__2PRFIN20020424_151354_000000362005_00225_00780_0834.N1	24-APR-2002 15:13:54	Dark	35.500	148	Alp Tuc	2.8780	4100.0	71	780	No
300	GOM_NL__2PRFIN20020424_151618_000000362005_00226_00781_0798.N1	24-APR-2002 15:16:18	Dark	36.000	45	Alp Pav	1.9400	26000.	72	781	No
301	GOM_NL__2PRFIN20020424_152029_000000632005_00226_00781_0799.N1	24-APR-2002 15:20:29	Dark	62.500	103	38Zet Sgr	2.6000	9700.0	125	781	No
302	GOM_NL__2PRFIN20020424_152318_000000372005_00226_00781_0800.N1	24-APR-2002 15:23:18	Dark	36.500	43	Alp TrA	1.9100	4250.0	73	781	No
303	GOM_NL__2PRFIN20020424_152512_000000352005_00226_00781_0801.N1	24-APR-2002 15:25:12	Straylight	34.500	145	Gam TrA	2.8720	10600.	69	781	No
304	GOM_NL__2PRFIN20020424_152659_000000342005_00226_00781_0802.N1	24-APR-2002 15:26:59	Straylight	33.500	112	Alp Mus	2.6880	26000.	67	781	No
305	GOM_NL__2PRFIN20020424_152824_000000412005_00226_00781_0803.N1	24-APR-2002 15:28:24	Straylight	41.000	10	Bet Cen	0.61000	28000.	82	781	No
306	GOM_NL__2PRFIN20020424_153033_000000372005_00226_00781_0804.N1	24-APR-2002 15:30:33	Straylight	36.500	77	Eps Cen	2.3030	28000.	73	781	No
307	GOM_NL__2PRFIN20020424_153157_000000362005_00226_00781_0805.N1	24-APR-2002 15:31:57	Straylight	36.000	95	Zet Cen	2.5450	26000.	72	781	No
308	GOM_NL__2PRFIN20020424_153326_000000392005_00226_00781_0806.N1	24-APR-2002 15:33:26	Straylight	39.000	136	23Tau Sco	2.8220	30000.	78	781	No
309	GOM_NL__2PRFIN20020424_171109_000000382005_00227_00782_0798.N1	24-APR-2002 17:11:09	Dark	37.500	77	Eps Cen	2.3030	28000.	75	782	Yes
310	GOM_NL__2PRFIN20020424_171233_000000372005_00227_00782_0799.N1	24-APR-2002 17:12:33	Straylight	37.000	95	Zet Cen	2.5450	26000.	74	782	No
311	GOM_NL__2PRFIN20020424_171403_000000612005_00227_00782_0800.N1	24-APR-2002 17:14:03	Straylight	60.500	136	23Tau Sco	2.8220	30000.	121	782	No
312	GOM_NL__2PRFIN20020424_171547_000000602005_00227_00782_0801.N1	24-APR-2002 17:15:47	Twi_and_stray	60.000	156	20Sig Sco	2.9030	28000.	120	782	No
313	GOM_NL__2PRFIN20020424_171742_000000662005_00227_00782_0802.N1	24-APR-2002 17:17:42	Twi_and_stray	66.000	80	7Del Sco	2.3160	30000.	132	782	No
314	GOM_NL__2PRFIN20020424_171948_000000392005_00227_00782_0803.N1	24-APR-2002 17:19:48	Twi_and_stray	38.500	169	46Gam Hya	2.9910	4700.0	77	782	No
315	GOM_NL__2PRFIN20020424_172113_000000522005_00227_00782_0804.N1	24-APR-2002 17:21:13	Bright	51.500	122	9Alp2Lib	2.7470	9700.0	103	782	No
316	GOM_NL__2PRFIN20020424_172314_000000372005_00227_00782_0805.N1	24-APR-2002 17:23:14	Bright	36.500	15	67Alp Vir	0.97600	28000.	73	782	No
317	GOM_NL__2PRFIN20020424_172510_000001182005_00227_00782_0806.N1	24-APR-2002 17:25:10	Bright	118.00	98	13Zet Oph	2.5710	30000.	236	782	No
318	GOM_NL__2PRFIN20020424_172944_000000342005_00227_00782_0807.N1	24-APR-2002 17:29:44	Bright	33.500	138	47Eps Vir	2.8280	4700.0	67	782	No
319	GOM_NL__2PRFIN20020424_173110_000000322005_00227_00782_0808.N1	24-APR-2002 17:31:10	Bright	32.000	62	94Bet Leo	2.1360	9700.0	64	782	No
320	GOM_NL__2PRFIN20020424_173322_000000332005_00227_00782_0809.N1	24-APR-2002 17:33:22	Bright	32.500	96	68Del Leo	2.5600	9300.0	65	782	No
321	GOM_NL__2PRFIN20020424_173646_000000452005_00227_00782_0810.N1	24-APR-2002 17:36:46	Bright	45.000	83		2.3780	11000.	90	782	No
322	GOM_NL__2PRFIN20020424_173938_000000402005_00227_00782_0811.N1	24-APR-2002 17:39:38	Bright	40.000	180	27Gam Boo	3.0400	8000.0	80	782	No
323	GOM_NL__2PRFIN20020424_174128_000000362005_00227_00782_0812.N1	24-APR-2002 17:41:28	Bright	36.000	39	85Eta UMa	1.8540	24000.	72	782	No
324	GOM_NL__2PRFIN20020424_174305_000000322005_00227_00782_0813.N1	24-APR-2002 17:43:05	Bright	32.000	82	48Bet UMa	2.3650	10600.	64	782	No
325	GOM_NL__2PRFIN20020424_174428_000000322005_00227_00782_0814.N1	24-APR-2002 17:44:28	Bright	31.500	36	50Alp UMa	1.8000	6300.0	63	782	No
326	GOM_NL__2PRFIN20020424_174922_000000422005_00227_00782_0815.N1	24-APR-2002 17:49:22	Bright	41.500	119	14Eta Dra	2.7270	4700.0	83	782	No
327	GOM_NL__2PRFIN20020424_175215_000000342005_00227_00782_0816.N1	24-APR-2002 17:52:15	Bright	34.000	49	1Alp UMi	1.9900	6300.0	68	782	No
328	GOM_NL__2PRFIN20020424_175451_000000602005_00227_00782_0817.N1	24-APR-2002 17:54:51	Bright	60.000	69	33Gam Dra	2.2310	3800.0	120	782	No
329	GOM_NL__2PRFIN20020424_180004_000000302005_00227_00782_0818.N1	24-APR-2002 18:00:04	Bright	29.500	76	27Gam Cas	2.3000	30000.	59	782	No
330	GOM_NL__2PRFIN20020424_180121_000000302005_00227_00782_0819.N1	24-APR-2002 18:01:21	Bright	30.000	68	18Alp Cas	2.2250	4500.0	60	782	No
331	GOM_NL__2PRFIN20020424_180336_000001422005_00227_00782_0820.N1	24-APR-2002 18:03:36	Bright	141.50	5	3Alp Lyr	0.033000	11000.	283	782	No
332	GOM_NL__2PRFIN20020424_180920_000000622005_00227_00782_0821.N1	24-APR-2002 18:09:20	Twi_and_stray	61.500	92	53Eps Cyg	2.5000	4500.0	123	782	No
333	GOM_NL__2PRFIN20020424_181359_000000402005_00227_00782_0822.N1	24-APR-2002 18:13:59	Twi_and_stray	39.500	90	54Alp Peg	2.4870	11000.	79	782	No
334	GOM_NL__2PRFIN20020424_181739_000000562005_00227_00782_0823.N1	24-APR-2002 18:17:39	Dark	56.000	61	8Eps Peg	2.1000	3900.0	112	782	No
335	GOM_NL__2PRFIN20020424_182006_000000442005_00227_00782_0824.N1	24-APR-2002 18:20:06	Dark	44.000	162	34Alp Aqr	2.9440	5350.0	88	782	No
336	GOM_NL__2PRFIN20020424_182316_000000512005_00227_00782_0825.N1	24-APR-2002 18:23:16	Dark	51.000	154	22Bet Aqr	2.8990	5700.0	102	782	No
337	GOM_NL__2PRFIN20020424_182634_000000412005_00227_00782_0826.N1	24-APR-2002 18:26:34	Dark	41.000	18	24Alp PsA	1.1660	9700.0	82	782	No

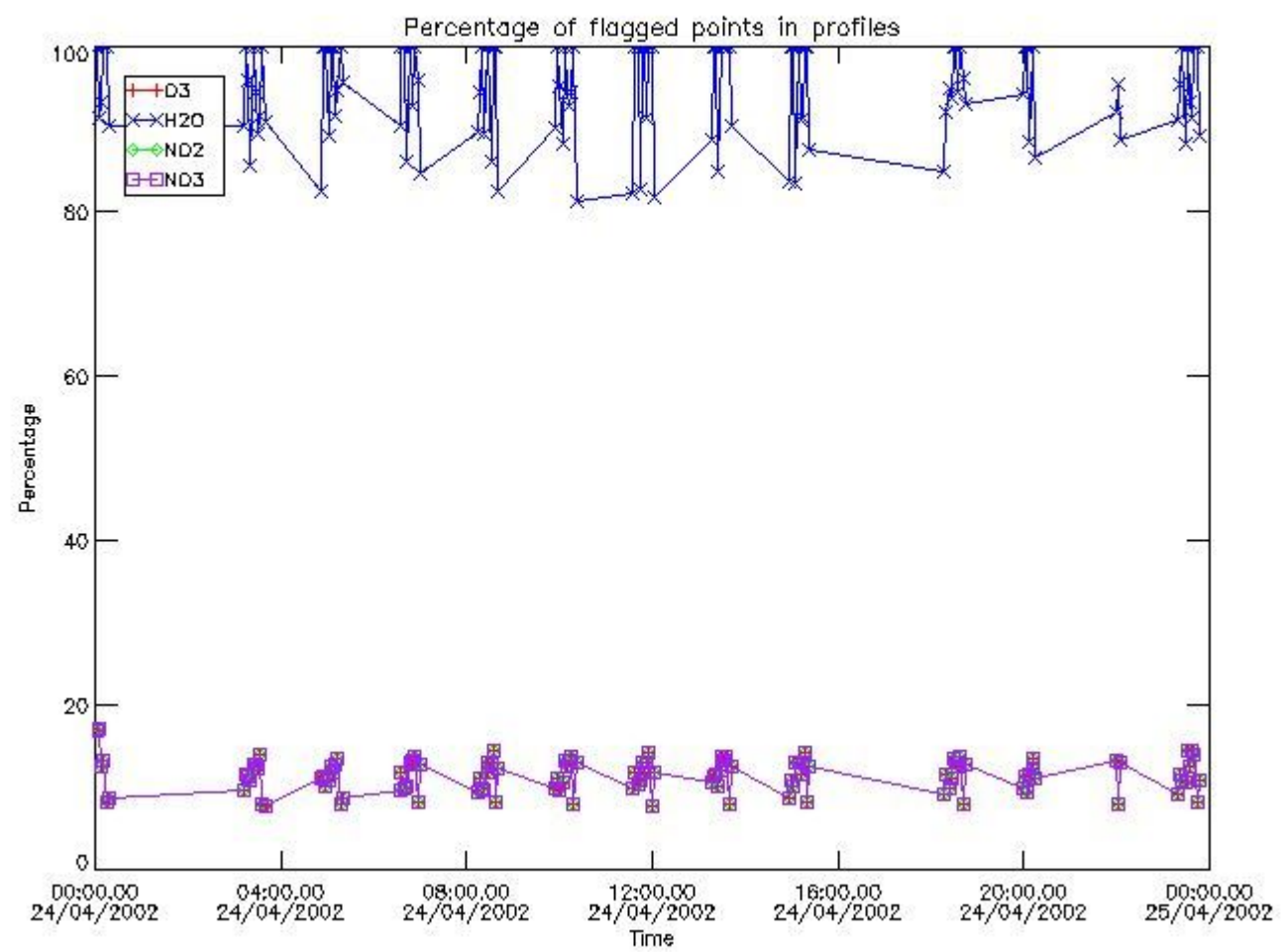
338	GOM_NL__2PRFIN20020424_183027_000000382005_00227_00782_0827.N1	24-APR-2002 18:30:27	Dark	37.500	172	Gam Gru	3.0030	13100.	75	782	No
339	GOM_NL__2PRFIN20020424_183213_000000402005_00227_00782_0828.N1	24-APR-2002 18:32:13	Dark	39.500	31	Alp Gru	1.7340	15200.	79	782	No
340	GOM_NL__2PRFIN20020424_183507_000000372005_00227_00782_0829.N1	24-APR-2002 18:35:07	Dark	36.500	148	Alp Tuc	2.8780	4100.0	73	782	No
341	GOM_NL__2PRFIN20020424_183731_000000372005_00228_00783_0798.N1	24-APR-2002 18:37:31	Dark	37.000	45	Alp Pav	1.9400	26000.	74	783	No
342	GOM_NL__2PRFIN20020424_184145_000000642005_00228_00783_0799.N1	24-APR-2002 18:41:45	Dark	63.500	103	38Zet Sgr	2.6000	9700.0	127	783	No
343	GOM_NL__2PRFIN20020424_184431_000000362005_00228_00783_0800.N1	24-APR-2002 18:44:31	Dark	36.000	43	Alp TrA	1.9100	4250.0	72	783	No
344	GOM_NL__2PRFIN20020424_184625_000000332005_00228_00783_0801.N1	24-APR-2002 18:46:25	Straylight	33.000	145	Gam TrA	2.8720	10600.	66	783	No
345	GOM_NL__2PRFIN20020424_184811_000000332005_00228_00783_0802.N1	24-APR-2002 18:48:11	Straylight	32.500	112	Alp Mus	2.6880	26000.	65	783	No
346	GOM_NL__2PRFIN20020424_184937_000000352005_00228_00783_0803.N1	24-APR-2002 18:49:37	Straylight	35.000	10	Bet Cen	0.61000	28000.	70	783	No
347	GOM_NL__2PRFIN20020424_185146_000000342005_00228_00783_0804.N1	24-APR-2002 18:51:46	Straylight	34.000	77	Eps Cen	2.3030	28000.	68	783	No
348	GOM_NL__2PRFIN20020424_185310_000000372005_00228_00783_0805.N1	24-APR-2002 18:53:10	Straylight	36.500	95	Zet Cen	2.5450	26000.	73	783	No
349	GOM_NL__2PRFIN20020424_185440_000000602005_00228_00783_0806.N1	24-APR-2002 18:54:40	Straylight	59.500	136	23Tau Sco	2.8220	30000.	119	783	No
350	GOM_NL__2PRFIN20020424_185624_000000612005_00228_00783_0807.N1	24-APR-2002 18:56:24	Twi_and_stray	60.500	156	20Sig Sco	2.9030	28000.	121	783	No
351	GOM_NL__2PRFIN20020424_185819_000000612005_00228_00783_0808.N1	24-APR-2002 18:58:19	Twi_and_stray	60.500	80	7Del Sco	2.3160	30000.	121	783	No
352	GOM_NL__2PRFIN20020424_190024_000000392005_00228_00783_0809.N1	24-APR-2002 19:00:24	Twi_and_stray	38.500	169	46Gam Hya	2.9910	4700.0	77	783	No
353	GOM_NL__2PRFIN20020424_190149_000000472005_00228_00783_0810.N1	24-APR-2002 19:01:49	Bright	46.500	122	9Alp2Lib	2.7470	9700.0	93	783	No
354	GOM_NL__2PRFIN20020424_190350_000000372005_00228_00783_0811.N1	24-APR-2002 19:03:50	Bright	36.500	15	67Alp Vir	0.97600	28000.	73	783	No
355	GOM_NL__2PRFIN20020424_190545_000001122005_00228_00783_0812.N1	24-APR-2002 19:05:45	Bright	112.00	98	13Zet Oph	2.5710	30000.	224	783	No
356	GOM_NL__2PRFIN20020424_191020_000000342005_00228_00783_0813.N1	24-APR-2002 19:10:20	Bright	33.500	138	47Eps Vir	2.8280	4700.0	67	783	No
357	GOM_NL__2PRFIN20020424_191147_000000322005_00228_00783_0814.N1	24-APR-2002 19:11:47	Bright	32.000	62	94Bet Leo	2.1360	9700.0	64	783	No
358	GOM_NL__2PRFIN20020424_191358_000000332005_00228_00783_0815.N1	24-APR-2002 19:13:58	Bright	33.000	96	68Del Leo	2.5600	9300.0	66	783	No
359	GOM_NL__2PRFIN20020424_191721_000000462005_00228_00783_0816.N1	24-APR-2002 19:17:21	Bright	46.000	83		2.3780	11000.	92	783	No
360	GOM_NL__2PRFIN20020424_192204_000000382005_00228_00783_0817.N1	24-APR-2002 19:22:04	Bright	37.500	39	85Eta UMa	1.8540	24000.	75	783	No
361	GOM_NL__2PRFIN20020424_192341_000000332005_00228_00783_0818.N1	24-APR-2002 19:23:41	Bright	33.000	82	48Bet UMa	2.3650	10600.	66	783	No
362	GOM_NL__2PRFIN20020424_192505_000000362005_00228_00783_0819.N1	24-APR-2002 19:25:05	Bright	35.500	36	50Alp UMa	1.8000	6300.0	71	783	No
363	GOM_NL__2PRFIN20020424_192958_000000422005_00228_00783_0820.N1	24-APR-2002 19:29:58	Bright	41.500	119	14Eta Dra	2.7270	4700.0	83	783	No
364	GOM_NL__2PRFIN20020424_193251_000000342005_00228_00783_0821.N1	24-APR-2002 19:32:51	Bright	33.500	49	1Alp UMi	1.9900	6300.0	67	783	No
365	GOM_NL__2PRFIN20020424_193526_000000612005_00228_00783_0822.N1	24-APR-2002 19:35:26	Bright	60.500	69	33Gam Dra	2.2310	3800.0	121	783	No
366	GOM_NL__2PRFIN20020424_194040_000000312005_00228_00783_0823.N1	24-APR-2002 19:40:40	Bright	31.000	76	27Gam Cas	2.3000	30000.	62	783	No
367	GOM_NL__2PRFIN20020424_194157_000000332005_00228_00783_0824.N1	24-APR-2002 19:41:57	Bright	32.500	68	18Alp Cas	2.2250	4500.0	65	783	No
368	GOM_NL__2PRFIN20020424_194410_000001402005_00228_00783_0825.N1	24-APR-2002 19:44:10	Bright	139.50	5	3Alp Lyr	0.033000	11000.	279	783	No
369	GOM_NL__2PRFIN20020424_194956_000000642005_00228_00783_0826.N1	24-APR-2002 19:49:56	Twi_and_stray	64.000	92	53Eps Cyg	2.5000	4500.0	128	783	No
370	GOM_NL__2PRFIN20020424_195435_000000402005_00228_00783_0827.N1	24-APR-2002 19:54:35	Twi_and_stray	40.000	90	54Alp Peg	2.4870	11000.	80	783	No
371	GOM_NL__2PRFIN20020424_195816_000000522005_00228_00783_0828.N1	24-APR-2002 19:58:16	Dark	52.000	61	8Eps Peg	2.1000	3900.0	104	783	No
372	GOM_NL__2PRFIN20020424_200043_000000452005_00228_00783_0829.N1	24-APR-2002 20:00:43	Dark	45.000	162	34Alp Aqr	2.9440	5350.0	90	783	No
373	GOM_NL__2PRFIN20020424_200353_000000542005_00228_00783_0830.N1	24-APR-2002 20:03:53	Dark	54.000	154	22Bet Aqr	2.8990	5700.0	108	783	No
374	GOM_NL__2PRFIN20020424_200710_000000402005_00228_00783_0831.N1	24-APR-2002 20:07:10	Dark	39.500	18	24Alp PsA	1.1660	9700.0	79	783	No
375	GOM_NL__2PRFIN20020424_201103_000000382005_00228_00783_0832.N1	24-APR-2002 20:11:03	Dark	37.500	172	Gam Gru	3.0030	13100.	75	783	No
376	GOM_NL__2PRFIN20020424_201249_000000382005_00228_00783_0833.N1	24-APR-2002 20:12:49	Dark	37.500	31	Alp Gru	1.7340	15200.	75	783	No
377	GOM_NL__2PRFIN20020424_201543_000000412005_00228_00783_0834.N1	24-APR-2002 20:15:43	Dark	40.500	148	Alp Tuc	2.8780	4100.0	81	783	No
378	GOM_NL__2PRFIN20020424_215844_000000392005_00230_00785_0799.N1	24-APR-2002 21:58:44	Dark	38.500	45	Alp Pav	1.9400	26000.	77	785	No
379	GOM_NL__2PRFIN20020424_220300_000000652005_00230_00785_0800.N1	24-APR-2002 22:03:00	Dark	65.000	103	38Zet Sgr	2.6000	9700.0	130	785	No
380	GOM_NL__2PRFIN20020424_220544_000000362005_00230_00785_0801.N1	24-APR-2002 22:05:44	Dark	35.500	43	Alp TrA	1.9100	4250.0	71	785	No
381	GOM_NL__2PRFIN20020424_220738_000000342005_00230_00785_0802.N1	24-APR-2002 22:07:38	Straylight	33.500	145	Gam TrA	2.8720	10600.	67	785	No
382	GOM_NL__2PRFIN20020424_220923_000000332005_00230_00785_0803.N1	24-APR-2002 22:09:23	Straylight	32.500	112	Alp Mus	2.6880	26000.	65	785	No
383	GOM_NL__2PRFIN20020424_221049_000000382005_00230_00785_0804.N1	24-APR-2002 22:10:49	Straylight	37.500	10	Bet Cen	0.61000	28000.	75	785	No
384	GOM_NL__2PRFIN20020424_221258_000000372005_00230_00785_0805.N1	24-APR-2002 22:12:58	Straylight	37.000	77	Eps Cen	2.3030	28000.	74	785	No
385	GOM_NL__2PRFIN20020424_221422_000000342005_00230_00785_0806.N1	24-APR-2002 22:14:22	Straylight	34.000	95	Zet Cen	2.5450	26000.	68	785	No
386	GOM_NL__2PRFIN20020424_221553_000000582005_00230_00785_0807.N1	24-APR-2002 22:15:53	Straylight	57.500	136	23Tau Sco	2.8220	30000.	115	785	No
387	GOM_NL__2PRFIN20020424_221737_000000592005_00230_00785_0808.N1	24-APR-2002 22:17:37	Twi_and_stray	58.500	156	20Sig Sco	2.9030	28000.	117	785	No
388	GOM_NL__2PRFIN20020424_221932_000000632005_00230_00785_0809.N1	24-APR-2002 22:19:32	Twi_and_stray	63.000	80	7Del Sco	2.3160	30000.	126	785	No
389	GOM_NL__2PRFIN20020424_222137_000000362005_00230_00785_0810.N1	24-APR-2002 22:21:37	Twi_and_stray	35.500	169	46Gam Hya	2.9910	4700.0	71	785	No
390	GOM_NL__2PRFIN20020424_222301_000000472005_00230_00785_0811.N1	24-APR-2002 22:23:01	Bright	46.500	122	9Alp2Lib	2.7470	9700.0	93	785	No
391	GOM_NL__2PRFIN20020424_222502_000000372005_00230_00785_0812.N1	24-APR-2002 22:25:02	Bright	36.500	15	67Alp Vir	0.97600	28000.	73	785	No
392	GOM_NL__2PRFIN20020424_222655_000001162005_00230_00785_0813.N1	24-APR-2002 22:26:55	Bright	116.00	98	13Zet Oph	2.5710	30000.	232	785	No
393	GOM_NL__2PRFIN20020424_223132_000000332005_00230_00785_0814.N1	24-APR-2002 22:31:32	Bright	33.000	138	47Eps Vir	2.8280	4700.0	66	785	No
394	GOM_NL__2PRFIN20020424_223259_000000332005_00230_00785_0815.N1	24-APR-2002 22:32:59	Bright	32.500	62	94Bet Leo	2.1360	9700.0	65	785	No
395	GOM_NL__2PRFIN20020424_223511_000000342005_00230_00785_0816.N1	24-APR-2002 22:35:11	Bright	33.500	96	68Del Leo	2.5600	9300.0	67	785	No
396	GOM_NL__2PRFIN20020424_223832_000000422005_00230_00785_0817.N1	24-APR-2002 22:38:32	Bright	42.000	83		2.3780	11000.	84	785	No

397	GOM_NL__2PRFIN20020424_224315_000000382005_00230_00785_0818.N1	24-APR-2002 22:43:15	Bright	37.500	39	85Eta UMa	1.8540	24000.	75	785	No
398	GOM_NL__2PRFIN20020424_224453_000000342005_00230_00785_0819.N1	24-APR-2002 22:44:53	Bright	34.000	82	48Bet UMa	2.3650	10600.	68	785	No
399	GOM_NL__2PRFIN20020424_224617_000000332005_00230_00785_0820.N1	24-APR-2002 22:46:17	Bright	32.500	36	50Alp UMa	1.8000	6300.0	65	785	No
400	GOM_NL__2PRFIN20020424_225108_000000412005_00230_00785_0821.N1	24-APR-2002 22:51:08	Bright	41.000	119	14Eta Dra	2.7270	4700.0	82	785	No
401	GOM_NL__2PRFIN20020424_225403_000000302005_00230_00785_0822.N1	24-APR-2002 22:54:03	Bright	30.000	49	1Alp UMi	1.9900	6300.0	60	785	No
402	GOM_NL__2PRFIN20020424_225635_000000592005_00230_00785_0823.N1	24-APR-2002 22:56:35	Bright	58.500	69	33Gam Dra	2.2310	3800.0	117	785	No
403	GOM_NL__2PRFIN20020424_230152_000000482005_00230_00785_0824.N1	24-APR-2002 23:01:52	Bright	48.000	76	27Gam Cas	2.3000	30000.	96	785	No
404	GOM_NL__2PRFIN20020424_230309_000000312005_00230_00785_0825.N1	24-APR-2002 23:03:09	Bright	31.000	68	18Alp Cas	2.2250	4500.0	62	785	No
405	GOM_NL__2PRFIN20020424_230520_000001402005_00230_00785_0826.N1	24-APR-2002 23:05:20	Bright	139.50	5	3Alp Lyr	0.033000	11000.	279	785	No
406	GOM_NL__2PRFIN20020424_231108_000000642005_00230_00785_0827.N1	24-APR-2002 23:11:08	Twilight	63.500	92	53Eps Cyg	2.5000	4500.0	127	785	No
407	GOM_NL__2PRFIN20020424_231548_000000412005_00230_00785_0828.N1	24-APR-2002 23:15:48	Twilight	40.500	90	54Alp Peg	2.4870	11000.	81	785	No
408	GOM_NL__2PRFIN20020424_231929_000000562005_00230_00785_0829.N1	24-APR-2002 23:19:29	Dark	56.000	61	8Eps Peg	2.1000	3900.0	112	785	No
409	GOM_NL__2PRFIN20020424_232156_000000452005_00230_00785_0830.N1	24-APR-2002 23:21:56	Dark	44.500	162	34Alp Aqr	2.9440	5350.0	89	785	No
410	GOM_NL__2PRFIN20020424_232507_000000472005_00230_00785_0831.N1	24-APR-2002 23:25:07	Dark	47.000	154	22Bet Aqr	2.8990	5700.0	94	785	No
411	GOM_NL__2PRFIN20020424_232823_000000432005_00230_00785_0832.N1	24-APR-2002 23:28:23	Dark	43.000	18	24Alp PsA	1.1660	9700.0	86	785	No
412	GOM_NL__2PRFIN20020424_233216_000000352005_00230_00785_0833.N1	24-APR-2002 23:32:16	Dark	35.000	172	Gam Gru	3.0030	13100.	70	785	No
413	GOM_NL__2PRFIN20020424_233402_000000372005_00230_00785_0834.N1	24-APR-2002 23:34:02	Dark	37.000	31	Alp Gru	1.7340	15200.	74	785	No
414	GOM_NL__2PRFIN20020424_233656_000000362005_00230_00785_0835.N1	24-APR-2002 23:36:56	Dark	35.500	148	Alp Tuc	2.8780	4100.0	71	785	No
415	GOM_NL__2PRFIN20020424_233921_000000372005_00231_00786_0799.N1	24-APR-2002 23:39:21	Dark	36.500	45	Alp Pav	1.9400	26000.	73	786	No
416	GOM_NL__2PRFIN20020424_234338_000000632005_00231_00786_0800.N1	24-APR-2002 23:43:38	Dark	63.000	103	38Zet Sgr	2.6000	9700.0	126	786	No
417	GOM_NL__2PRFIN20020424_234620_000000382005_00231_00786_0801.N1	24-APR-2002 23:46:20	Dark	37.500	43	Alp TrA	1.9100	4250.0	75	786	No
418	GOM_NL__2PRFIN20020424_234814_000000342005_00231_00786_0802.N1	24-APR-2002 23:48:14	Straylight	34.000	145	Gam TrA	2.8720	10600.	68	786	No
419	GOM_NL__2PRFIN20020424_234959_000000342005_00231_00786_0803.N1	24-APR-2002 23:49:59	Straylight	33.500	112	Alp Mus	2.6880	26000.	67	786	No
420	GOM_NL__2PRFIN20020424_235125_000000402005_00231_00786_0804.N1	24-APR-2002 23:51:25	Straylight	40.000	10	Bet Cen	0.61000	28000.	80	786	No
421	GOM_NL__2PRFIN20020424_235334_000000362005_00231_00786_0805.N1	24-APR-2002 23:53:34	Straylight	36.000	77	Eps Cen	2.3030	28000.	72	786	No
422	GOM_NL__2PRFIN20020424_235458_000000362005_00231_00786_0806.N1	24-APR-2002 23:54:58	Straylight	35.500	95	Zet Cen	2.5450	26000.	71	786	No
423	GOM_NL__2PRFIN20020424_235630_000000592005_00231_00786_0807.N1	24-APR-2002 23:56:30	Straylight	59.000	136	23Tau Sco	2.8220	30000.	118	786	No
424	GOM_NL__2PRFIN20020424_235813_000000562005_00231_00786_0808.N1	24-APR-2002 23:58:13	Twilight	56.000	156	20Sig Sco	2.9030	28000.	112	786	No

3. Quality information per product

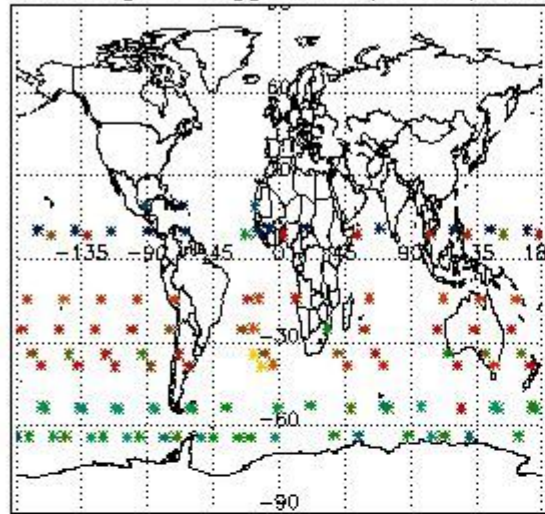
In this section it is plotted some information contained in the Quality Summary data set of the level 2 products. Only products in dark limb conditions and without errors (error flag in the MPH set to "0") are used.

3.1 Plot quality information per product (time dependant)

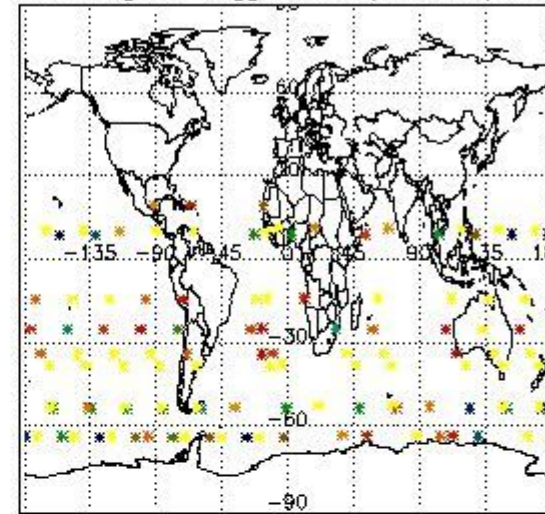


3.2 Plot quality information per product (world map)


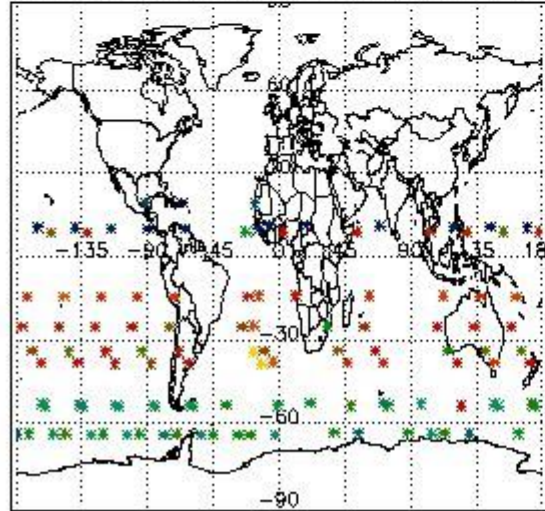
Percentage of flagged data per O3 profile



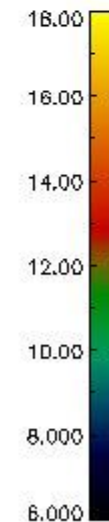
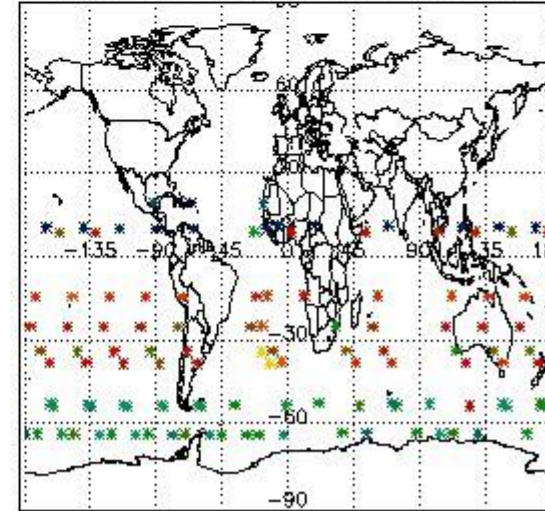
Percentage of flagged data per H2O profile



Percentage of flagged data per NO2 profile



Percentage of flagged data per NO3 profile

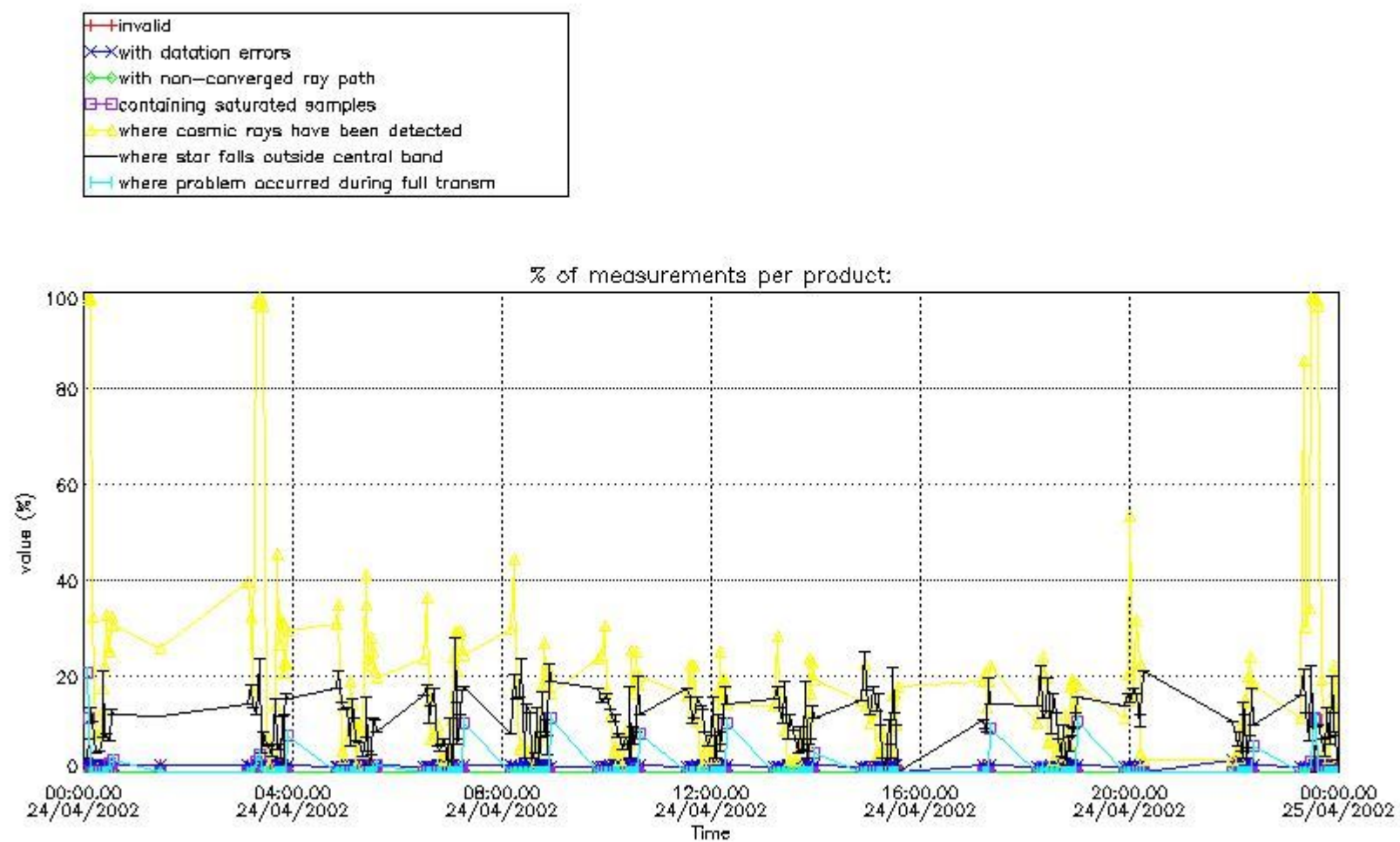


4. Level 1 quality information per product

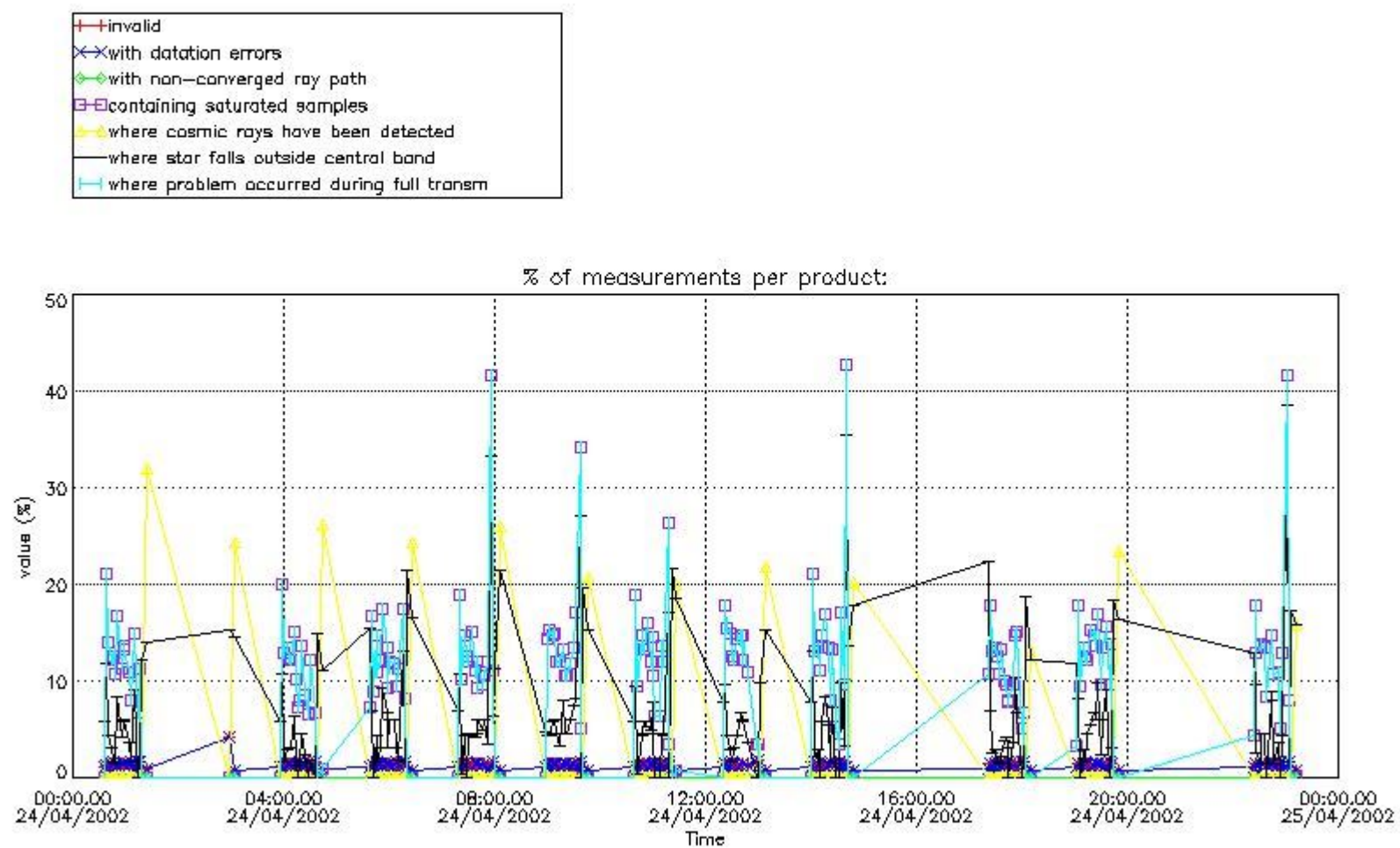
In this section it is plotted some information contained in the Quality Summary data set of the level 2 products that comes from the level 1b processing. Products without errors (error flag in the MPH set to "0") are used.

4.1 Plot quality information per product (time dependant) coming from level 1b processing

4.1.1 Plot level 1 quality information per product (time dependant): ENVISAT ASCENDING passes



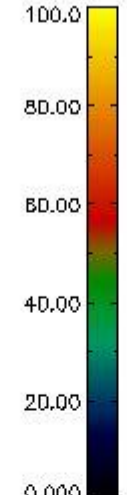
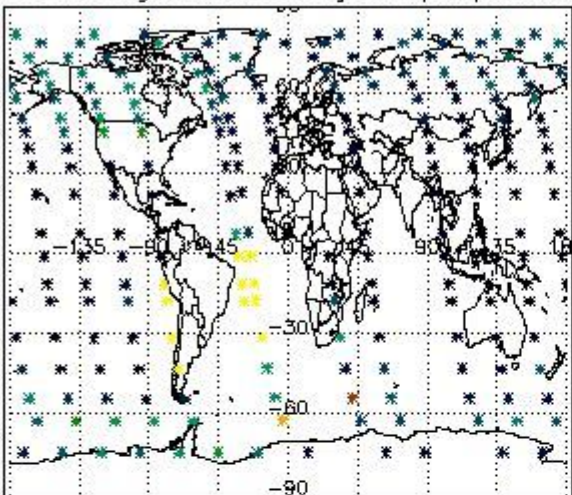
4.1.2 Plot level 1 quality information per product (time dependant): ENVI SAT DESCENDING passes



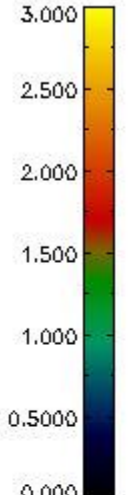
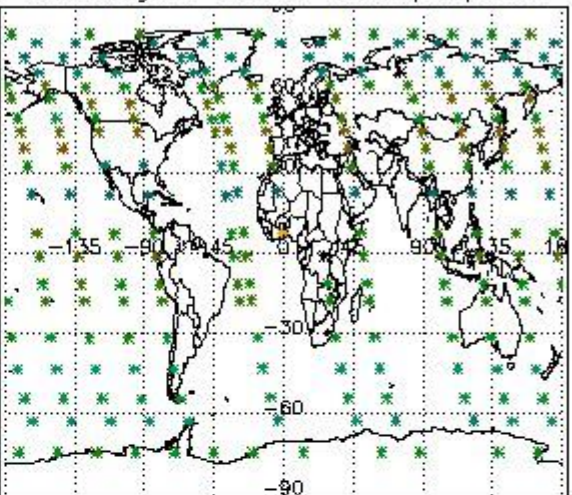
4.2 Plot quality information per product coming from level 1b processing (world map)

4.2.1 Plot level 1 quality information per product (world map): ENVISAT ASCENDING passes

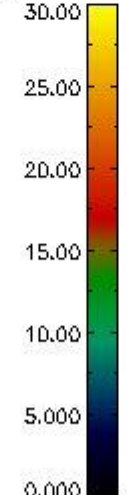
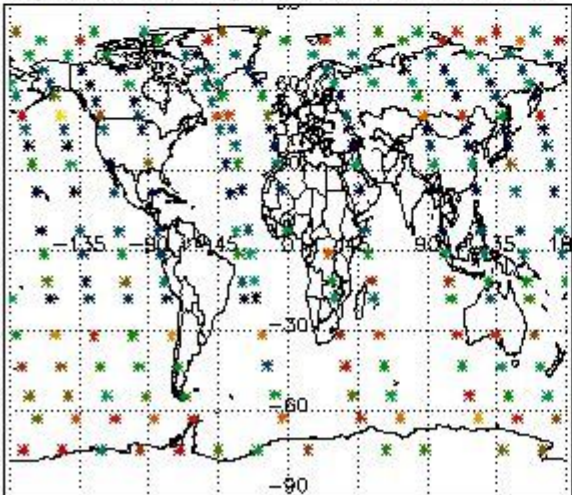
Percentage of cosmic ray hits per profile



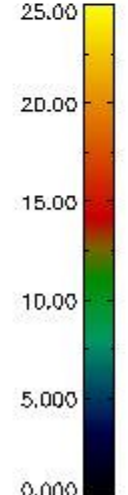
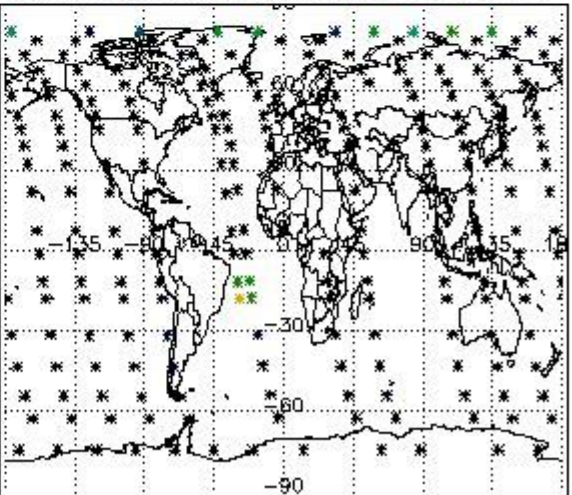
Percentage of datation errors per profile



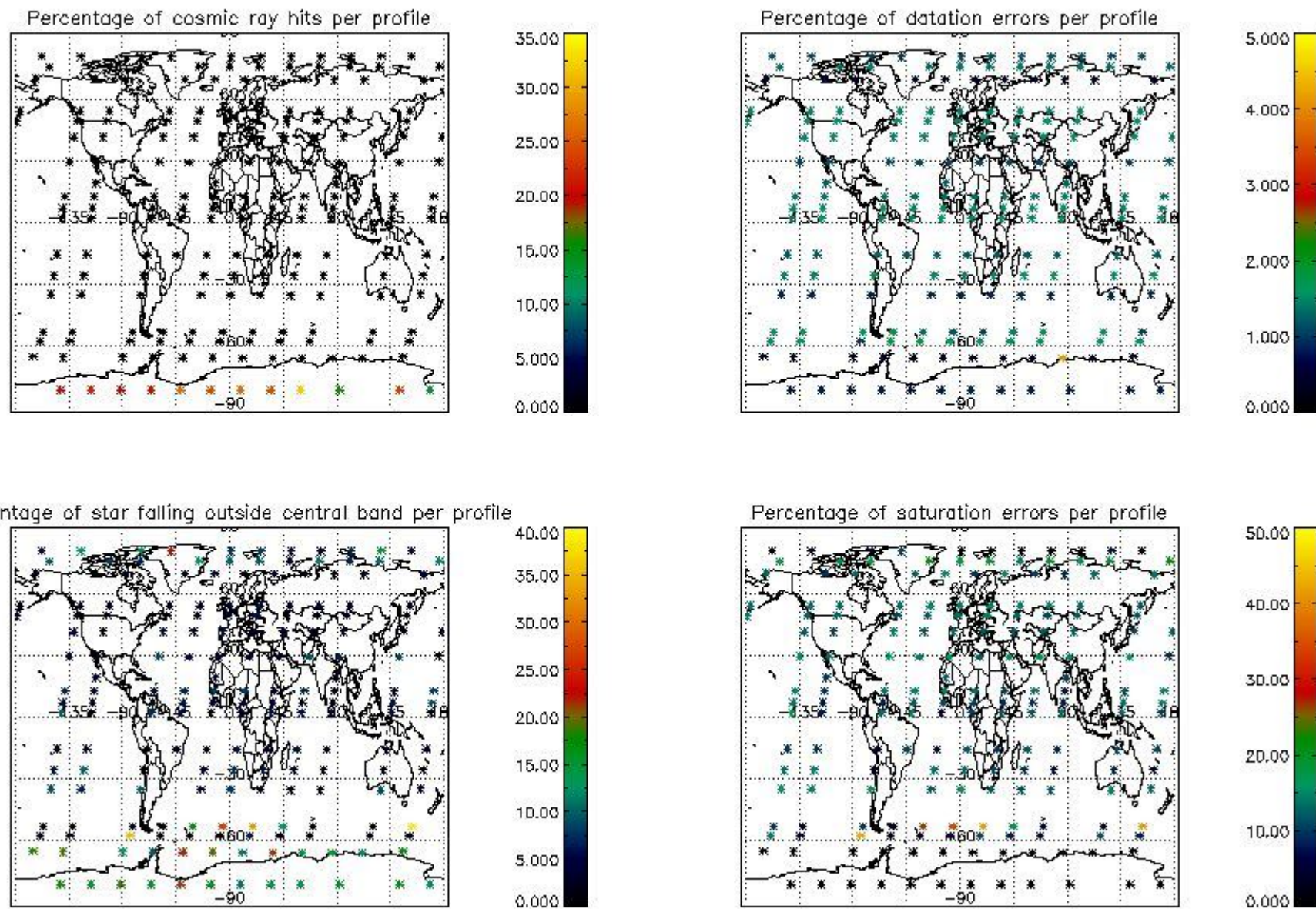
Percentage of star falling outside central band per profile



Percentage of saturation errors per profile



4.2.2 Plot level 1 quality information per product (world map): ENVISAT DESCENDING passes



5. Trace gas profiles

5.1 Ozone statistics based on quality of products

The final quality of the products can be "measured" using the STD (Standard Deviation) attached to every point profile. This information is written to the parameter GOM_NL__2P/NL_LOCAL_SPECIES_DENSITY/o3_std of the level 2 products. The table below shows the statistics for given STD ranges.

The statistics are given with respect to the overall valid production:

- Products without fatal errors: GOM_NL__2P/MPH/PRODUCT_ERR=0
- Valid point profile: GOM_NL__2P/NL_LOCAL_SPECIES_DENSITY/pcd(0)=0

The 'Criteria' is applied to valid points of dark limb products:

- Products in dark limb illumination condition: GOM_NL__2P/NL_SUMMARY_QUALITY/obs_ill_cond=0
- Products without fatal errors: GOM_NL__2P/MPH/PRODUCT_ERR=0
- Valid point profile: GOM_NL__2P/NL_LOCAL_SPECIES_DENSITY/pcd(0)=0

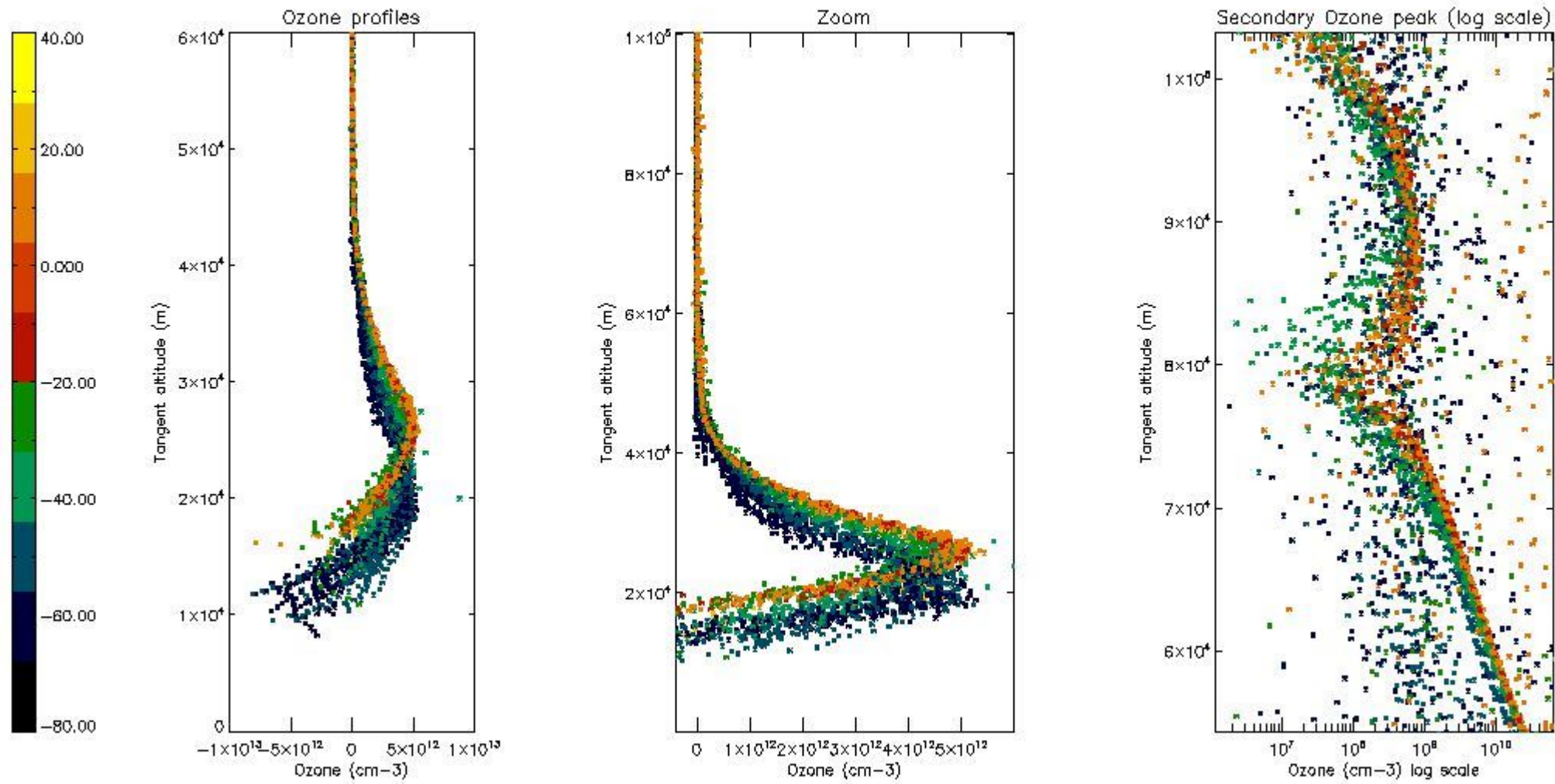
So, the table below shows the percentage of dark limb and valid observations for each criteria with respect to the overall valid daily observations.

Criteria	% of total production
All STD	26
STD < 20	15

STD < 10	11
STD < 5	7

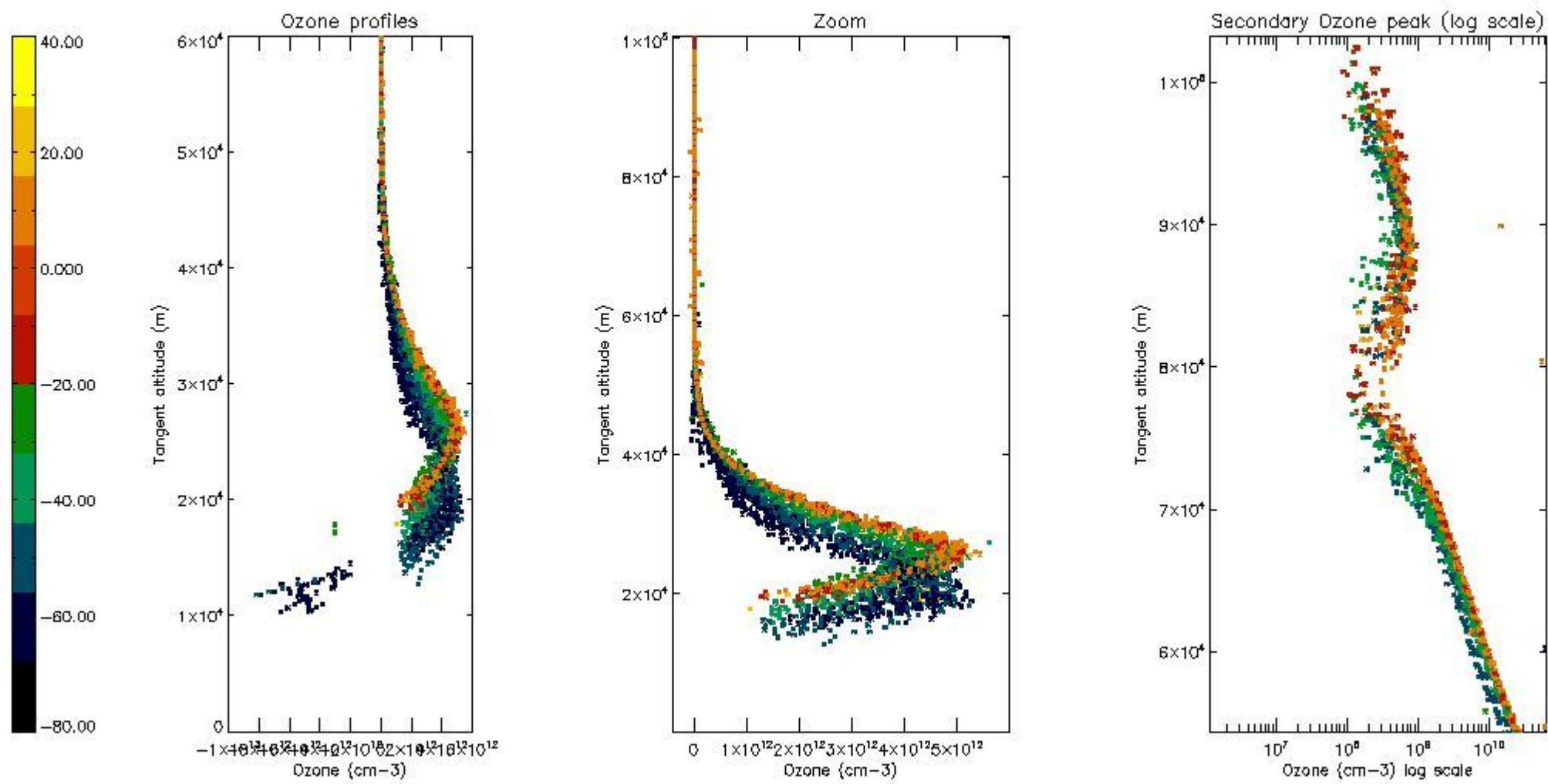
5.2 Plot ozone profiles for all STD (dark without errors)

The colorbar represents the latitude.



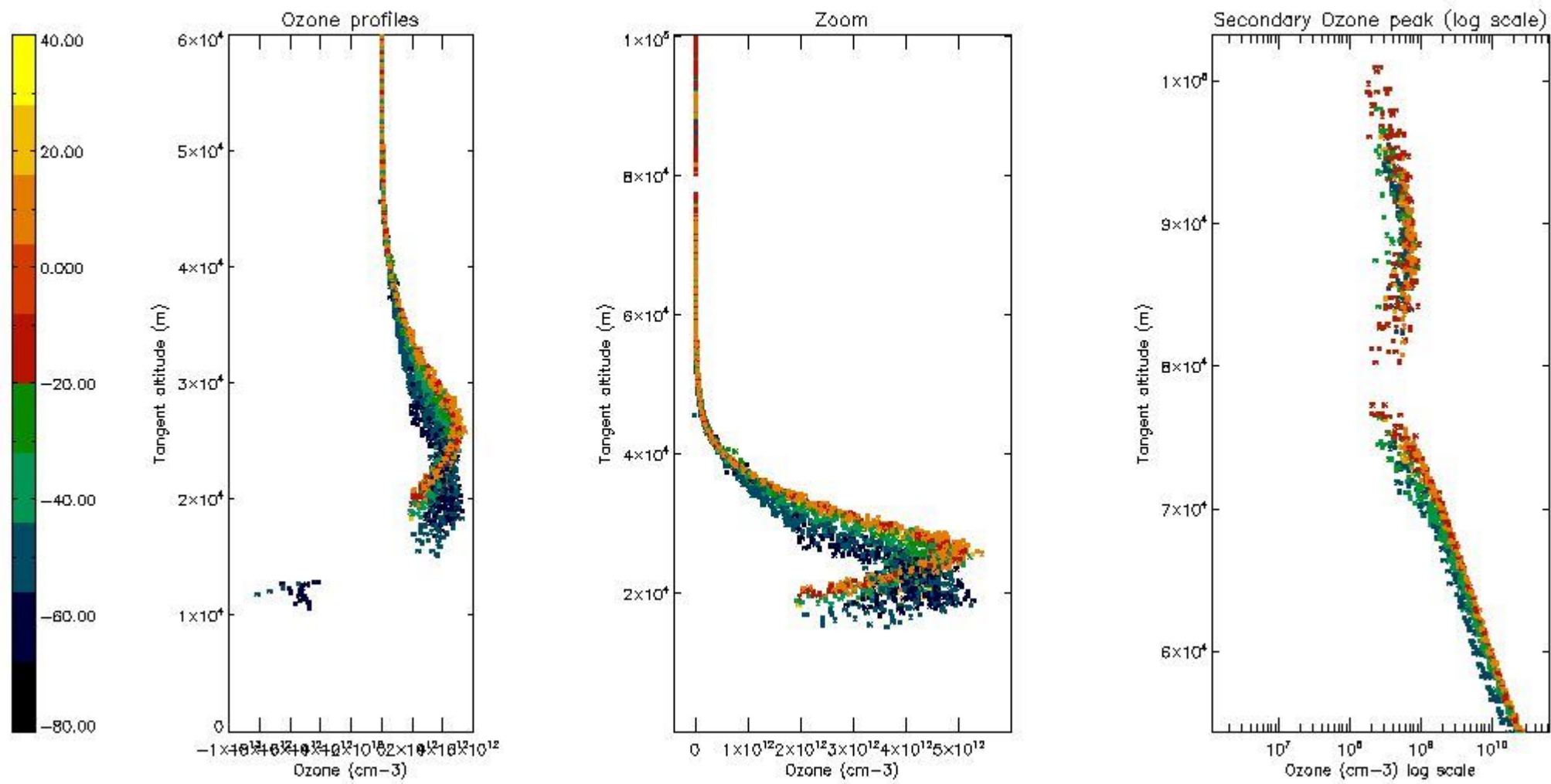
5.3 Plot ozone profiles where STD < 20% (dark without errors)

The colorbar represents the latitude.



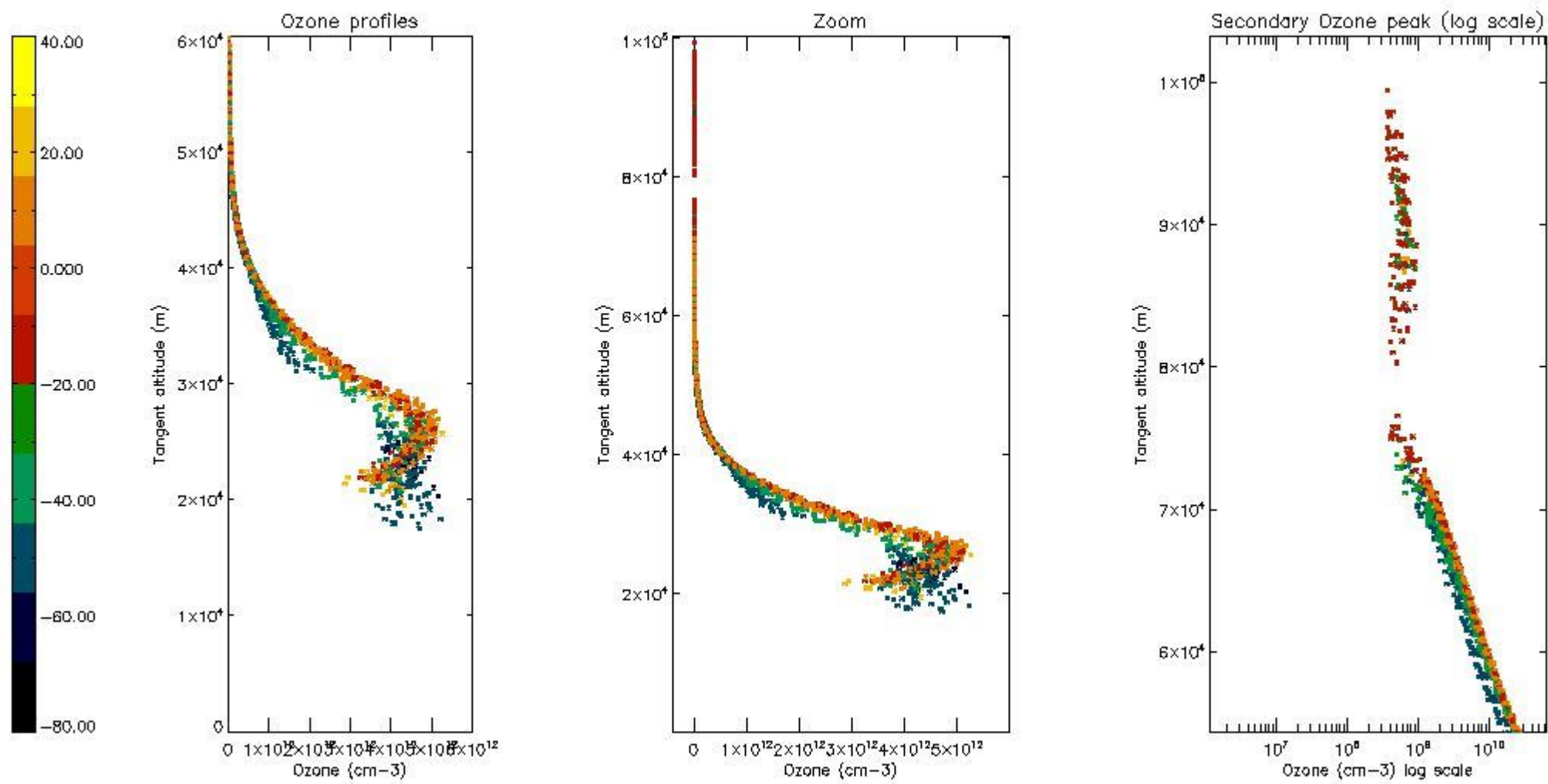
5.4 Plot ozone profiles where STD < 10% (dark without errors)

The colorbar represents the latitude.



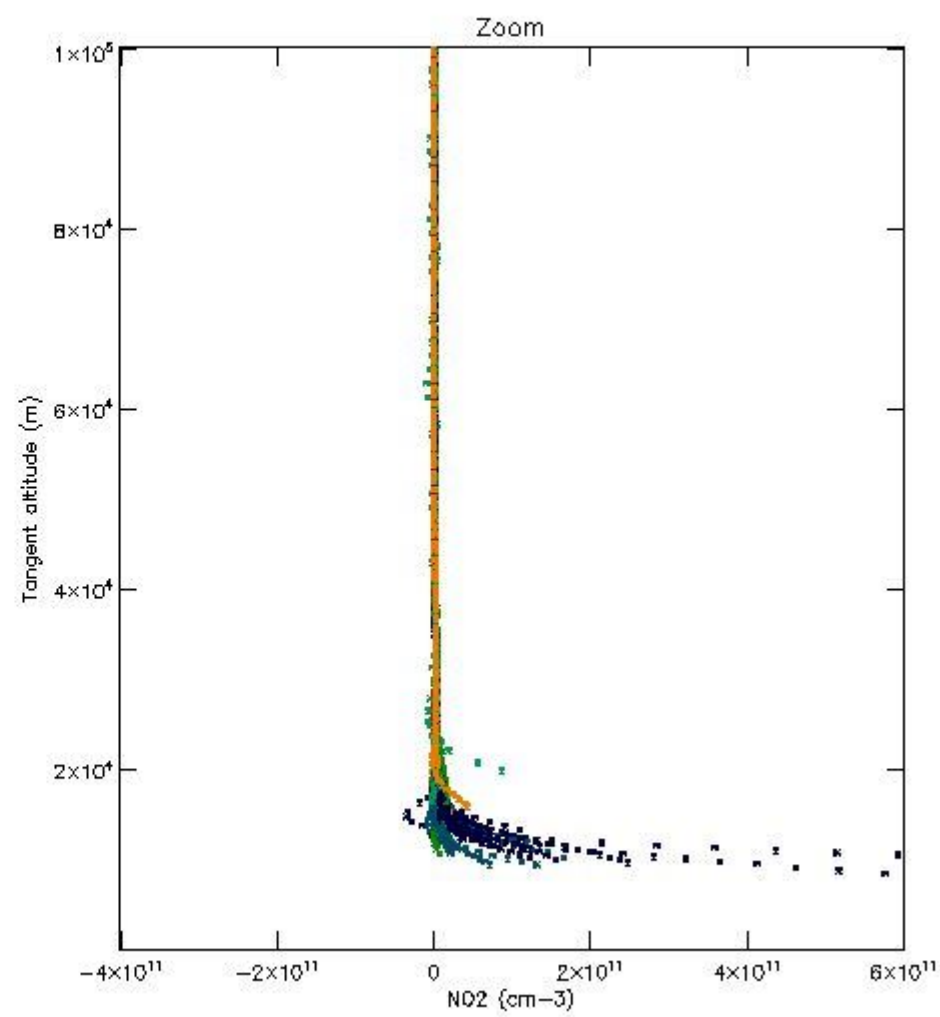
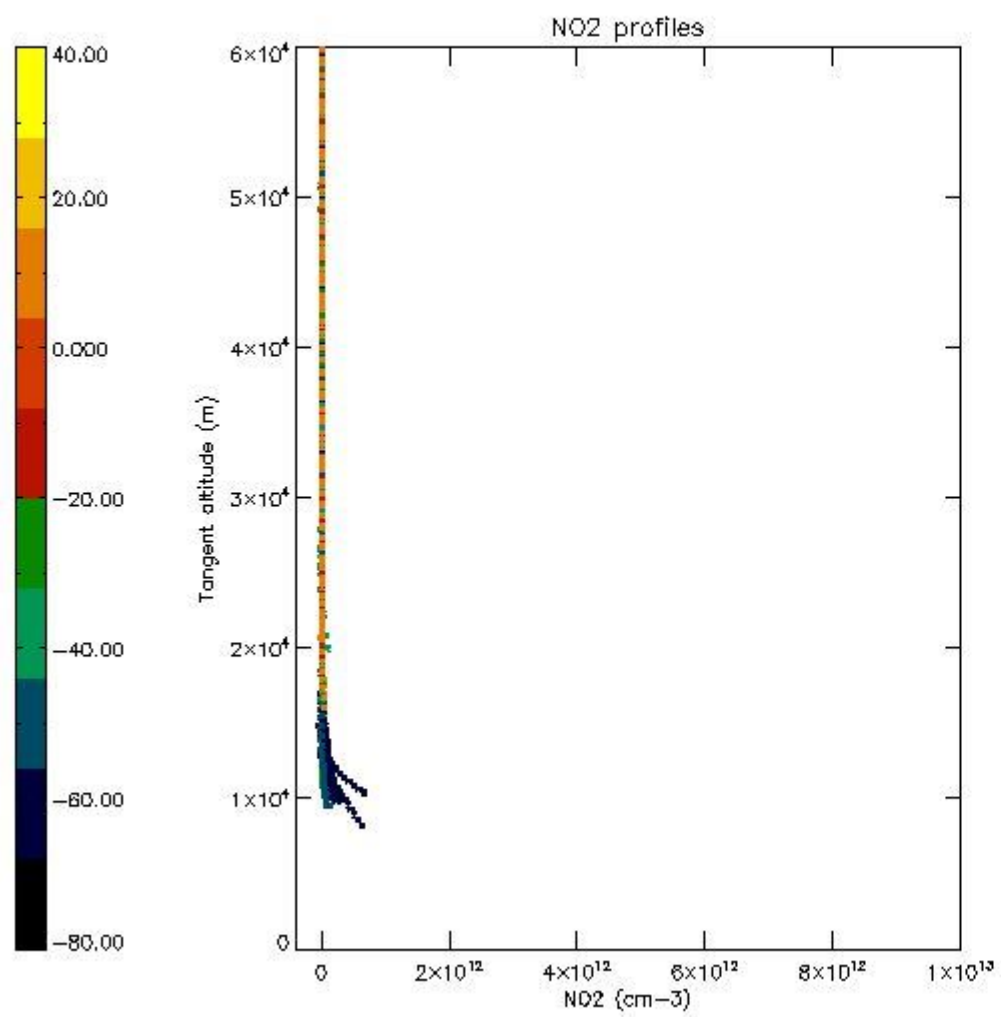
5.5 Plot ozone profiles where STD < 5% (dark without errors)

The colorbar represents the latitude.



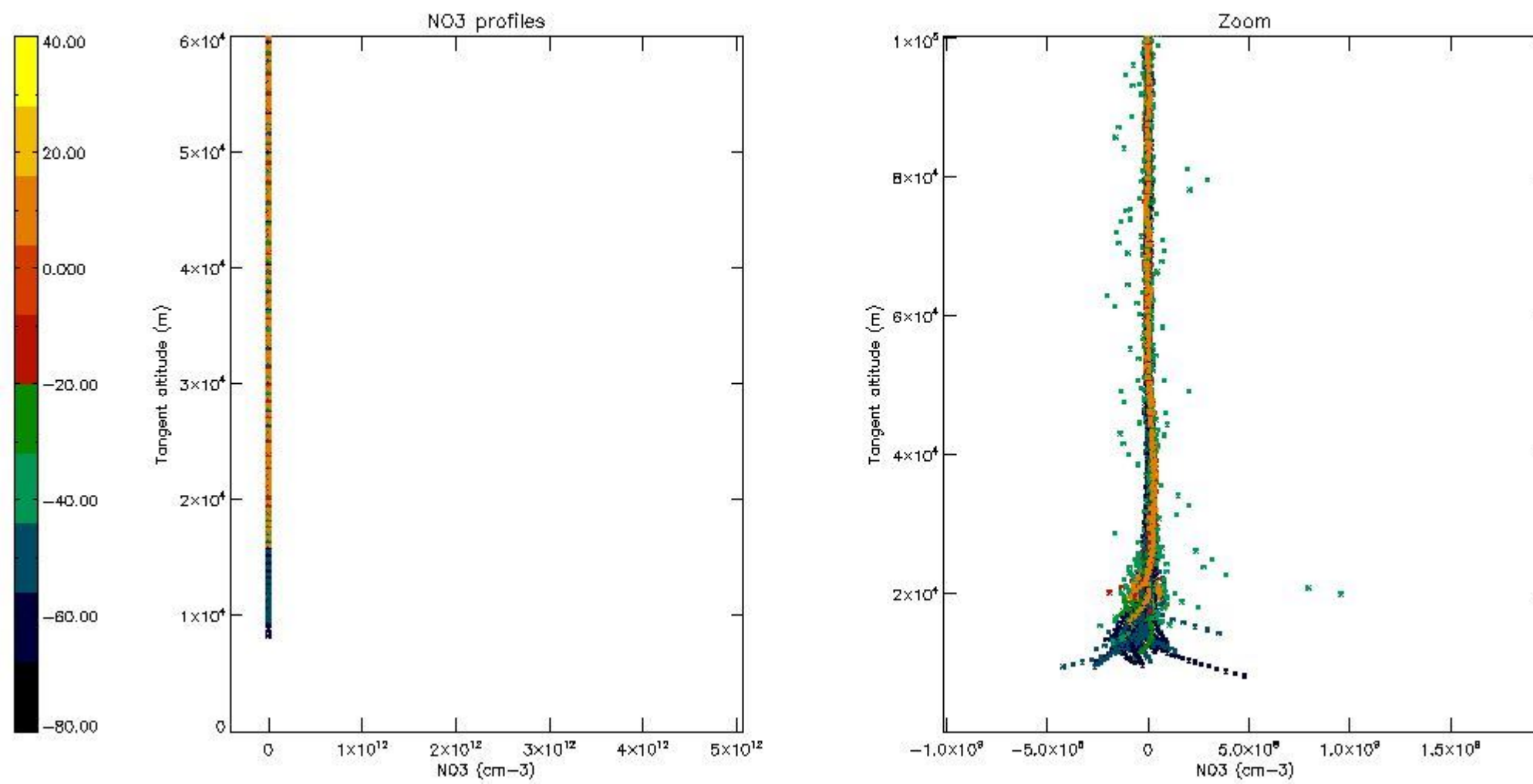
5.6 Plot NO₂ profiles for all STD (dark without errors)

The colorbar represents the latitude.



5.7 Plot NO3 profiles for all STD (dark without errors)

The colorbar represents the latitude.



6. Auxiliary Data Files used for the production reported in section 2

The number reported in the third column indicates since which file (see list in section 2) the corresponding auxiliary file has been used. The fourth column is the date of those product files.

Type	Auxiliary Filename	Used since product	Used since product date
INST_PHYS_CHARACTERISTICS	GOM_INS_AXNIEC20050627_150440_20020301_000000_20100101_000000	1	24-APR-2002 00:03:44
LEVEL-2_PROC_CONFIG	GOM_PR2_AXVIEC20091111_152718_20020301_000000_20500101_000000	1	24-APR-2002 00:03:44
CROSS_SECTIONS_FILE	GOM_CRS_AXVIEC20091111_154832_20020301_000000_20500101_000000	1	24-APR-2002 00:03:44

GOMOS Level 2 Daily Report

SUMMARY

[1. General Info](#)

[2. Summary of processed GOM_NL_2P products](#)

[3. Level 2 Quality information per product](#)

[3.1 Plot of level 2 quality information per product \(time dependant\)](#)

[3.2 Plot of level 2 quality information per product \(world map\)](#)

[4. Level 1 Quality information per product \(stored on level 2 products\)](#)

[4.1 Plot of level 1 quality information per product \(time dependant\)](#)

[4.1.1 Plot of level 1 quality information per product \(time dependant\): ASCENDING](#)

[4.1.2 Plot of level 1 quality information per product \(time dependant\): DESCENDING](#)

[4.2 Plot of level 1 quality information per product \(world map\)](#)

[4.2.1 Plot of level 1 quality information per product \(world map\): ASCENDING](#)

[4.2.2 Plot of level 1 quality information per product \(world map\): DESCENDING](#)

[5. Ozone profiles based on quality statistics and other trace gas profiles](#)

[5.1 Ozone statistics based on quality of products](#)

[5.2 Plot ozone profiles for all STD \(dark without errors\)](#)

[5.3 Plot ozone profiles where STD < 20% \(dark without errors\)](#)

[5.4. Plot ozone profiles where STD < 10% \(dark without errors\)](#)

[5.5. Plot ozone profiles where STD < 5% \(dark without errors\)](#)

[5.6 Plot NO2 profiles for all STD \(dark without errors\)](#)

[5.7 Plot NO3 profiles for all STD \(dark without errors\)](#)

[5.8 Plot H2O profiles \(only for occultations of stars 1,2,3,4,13,14,16,26,63 dark without errors\) for all STD](#)

[6. Auxiliary Data Files used for the production reported in section 2](#)

This report presents the daily analysis on parameters extracted from GOMOS level 2 data (GOM_NL__2P). It is intended to monitor some important parameters that will impact the quality of these products. A list of level 2 products (and content) that have arrived during the reporting day to the PCF is also given.

Item	Value
Time of report generation	17APR2013 17:31:39
Data source version	GOMOS/6.01
Start time of products	24-04-2002 (24APR2002 00:00:00)
Stop time of products	25-04-2002 (25APR2002 00:00:00)
Store outputs in DB	Yes
Nb of level 2 prods	424
Nb of prods with errors	1

2. Summary of processed GOM_NL__2P products.

Nr	Filename	UTC Start time	Limb	Duration	Star Id	Star Name	Star Mag	Star Temp	Nb Meas	Orbit	Prod. error
1	GOM_NL__2PRFIN20020424_000344_000000362005_00216_00771_0810.N1	24-APR-2002 00:03:44	Dark	36.000	172	Gam Gru	3.0030	13100.	72	771	No
2	GOM_NL__2PRFIN20020424_000532_000000362005_00216_00771_0811.N1	24-APR-2002 00:05:32	Dark	35.500	31	Alp Gru	1.7340	15200.	71	771	No
3	GOM_NL__2PRFIN20020424_000828_000000372005_00216_00771_0812.N1	24-APR-2002 00:08:28	Dark	37.000	148	Alp Tuc	2.8780	4100.0	74	771	No
4	GOM_NL__2PRFIN20020424_001049_000000392005_00217_00772_0777.N1	24-APR-2002 00:10:49	Dark	38.500	45	Alp Pav	1.9400	26000.	77	772	No
5	GOM_NL__2PRFIN20020424_001450_000000632005_00217_00772_0778.N1	24-APR-2002 00:14:50	Dark	63.000	103	38Zet Sgr	2.6000	9700.0	126	772	No
6	GOM_NL__2PRFIN20020424_001758_000000582005_00217_00772_0779.N1	24-APR-2002 00:17:58	Dark	58.000	38	20Eps Sgr	1.8360	11000.	116	772	No
7	GOM_NL__2PRFIN20020424_002134_000000352005_00217_00772_0780.N1	24-APR-2002 00:21:34	Straylight	34.500	112	Alp Mus	2.6880	26000.	69	772	No
8	GOM_NL__2PRFIN20020424_002258_000000412005_00217_00772_0781.N1	24-APR-2002 00:22:58	Straylight	40.500	10	Bet Cen	0.61000	28000.	81	772	No
9	GOM_NL__2PRFIN20020424_002434_000000342005_00217_00772_0782.N1	24-APR-2002 00:24:34	Straylight	34.000	129	Del Cru	2.7930	26000.	68	772	No
10	GOM_NL__2PRFIN20020424_002619_000000382005_00217_00772_0783.N1	24-APR-2002 00:26:19	Straylight	38.000	109	Bet Lup	2.6770	26000.	76	772	No
11	GOM_NL__2PRFIN20020424_002756_000000602005_00217_00772_0784.N1	24-APR-2002 00:27:56	Straylight	60.000	136	23Tau Sco	2.8220	30000.	120	772	No
12	GOM_NL__2PRFIN20020424_002942_000000602005_00217_00772_0785.N1	24-APR-2002 00:29:42	Twi_and_stray	59.500	156	20Sig Sco	2.9030	28000.	119	772	No
13	GOM_NL__2PRFIN20020424_003139_000000622005_00217_00772_0786.N1	24-APR-2002 00:31:39	Twi_and_stray	61.500	80	7Del Sco	2.3160	30000.	123	772	No
14	GOM_NL__2PRFIN20020424_003347_000000382005_00217_00772_0787.N1	24-APR-2002 00:33:47	Twi_and_stray	37.500	169	46Gam Hya	2.9910	4700.0	75	772	No
15	GOM_NL__2PRFIN20020424_003513_000000432005_00217_00772_0788.N1	24-APR-2002 00:35:13	Bright	43.000	122	9Alp2Lib	2.7470	9700.0	86	772	No
16	GOM_NL__2PRFIN20020424_003713_000000382005_00217_00772_0789.N1	24-APR-2002 00:37:13	Bright	38.000	15	67Alp Vir	0.97600	28000.	76	772	No
17	GOM_NL__2PRFIN20020424_003921_000001292005_00217_00772_0790.N1	24-APR-2002 00:39:21	Bright	128.50	98	13Zet Oph	2.5710	30000.	257	772	No
18	GOM_NL__2PRFIN20020424_004345_000000332005_00217_00772_0791.N1	24-APR-2002 00:43:45	Bright	33.000	138	47Eps Vir	2.8280	4700.0	66	772	No
19	GOM_NL__2PRFIN20020424_004509_000000322005_00217_00772_0792.N1	24-APR-2002 00:45:09	Bright	32.000	62	94Bet Leo	2.1360	9700.0	64	772	No
20	GOM_NL__2PRFIN20020424_004718_000000332005_00217_00772_0793.N1	24-APR-2002 00:47:18	Bright	32.500	96	68Del Leo	2.5600	9300.0	65	772	No
21	GOM_NL__2PRFIN20020424_005054_000000482005_00217_00772_0794.N1	24-APR-2002 00:50:54	Bright	48.000	83		2.3780	11000.	96	772	No
22	GOM_NL__2PRFIN20020424_005532_000000362005_00217_00772_0795.N1	24-APR-2002 00:55:32	Bright	35.500	39	85Eta UMa	1.8540	24000.	71	772	No
23	GOM_NL__2PRFIN20020424_005703_000000332005_00217_00772_0796.N1	24-APR-2002 00:57:03	Bright	33.000	82	48Bet UMa	2.3650	10600.	66	772	No
24	GOM_NL__2PRFIN20020424_005827_000000342005_00217_00772_0797.N1	24-APR-2002 00:58:27	Bright	34.000	36	50Alp UMa	1.8000	6300.0	68	772	No
25	GOM_NL__2PRFIN20020424_010330_000000412005_00217_00772_0798.N1	24-APR-2002 01:03:30	Bright	41.000	119	14Eta Dra	2.7270	4700.0	82	772	No
26	GOM_NL__2PRFIN20020424_010616_000000322005_00217_00772_0799.N1	24-APR-2002 01:06:16	Bright	31.500	49	1Alp UMi	1.9900	6300.0	63	772	No
27	GOM_NL__2PRFIN20020424_010902_000000612005_00217_00772_0800.N1	24-APR-2002 01:09:02	Bright	60.500	69	33Gam Dra	2.2310	3800.0	121	772	No
28	GOM_NL__2PRFIN20020424_011403_000000302005_00217_00772_0801.N1	24-APR-2002 01:14:03	Bright	30.000	76	27Gam Cas	2.3000	30000.	60	772	No
29	GOM_NL__2PRFIN20020424_011520_000000312005_00217_00772_0802.N1	24-APR-2002 01:15:20	Bright	31.000	68	18Alp Cas	2.2250	4500.0	62	772	No
30	GOM_NL__2PRFIN20020424_011748_000001282005_00217_00772_0803.N1	24-APR-2002 01:17:48	Bright	128.00	5	3Alp Lyr	0.033000	11000.	256	772	No
31	GOM_NL__2PRFIN20020424_012320_000000612005_00217_00772_0804.N1	24-APR-2002 01:23:20	Twi_and_stray	61.000	92	53Eps Cyg	2.5000	4500.0	122	772	No
32	GOM_NL__2PRFIN20020424_012757_000000392005_00217_00772_0805.N1	24-APR-2002 01:27:57	Twi_and_stray	38.500	90	54Alp Peg	2.4870	11000.	77	772	No
33	GOM_NL__2PRFIN20020424_025823_000001322005_00218_00773_0777.N1	24-APR-2002 02:58:23	Bright	131.50	5	3Alp Lyr	0.033000	11000.	263	773	No
34	GOM_NL__2PRFIN20020424_030356_000000622005_00218_00773_0778.N1	24-APR-2002 03:03:56	Twi_and_stray	61.500	92	53Eps Cyg	2.5000	4500.0	123	773	No
35	GOM_NL__2PRFIN20020424_030833_000000392005_00218_00773_0779.N1	24-APR-2002 03:08:33	Twi_and_stray	39.000	90	54Alp Peg	2.4870	11000.	78	773	No
36	GOM_NL__2PRFIN20020424_031210_000000532005_00218_00773_0780.N1	24-APR-2002 03:12:10	Dark	52.500	61	8Eps Peg	2.1000	3900.0	105	773	No
37	GOM_NL__2PRFIN20020424_031437_000000452005_00218_00773_0781.N1	24-APR-2002 03:14:37	Dark	44.500	162	34Alp Aqr	2.9440	5350.0	89	773	No
38	GOM_NL__2PRFIN20020424_031745_000000502005_00218_00773_0782.N1	24-APR-2002 03:17:45	Dark	49.500	154	22Bet Aqr	2.8990	5700.0	99	773	No
39	GOM_NL__2PRFIN20020424_032107_000000422005_00218_00773_0783.N1	24-APR-2002 03:21:07	Dark	42.000	18	24Alp PsA	1.1660	9700.0	84	773	No
40	GOM_NL__2PRFIN20020424_032458_000000362005_00218_00773_0784.N1	24-APR-2002 03:24:58	Dark	36.000	172	Gam Gru	3.0030	13100.	72	773	No
41	GOM_NL__2PRFIN20020424_032645_000000362005_00218_00773_0785.N1	24-APR-2002 03:26:45	Dark	36.000	31	Alp Gru	1.7340	15200.	72	773	No
42	GOM_NL__2PRFIN20020424_032941_000000342005_00218_00773_0786.N1	24-APR-2002 03:29:41	Dark	33.500	148	Alp Tuc	2.8780	4100.0	67	773	No

43	GOM_NL__2PRFIN20020424_033202_000000372005_00219_00774_0777.N1	24-APR-2002 03:32:02	Dark	36.500	45	Alp Pav	1.9400	26000.	73	774	No
44	GOM_NL__2PRFIN20020424_033605_000000642005_00219_00774_0778.N1	24-APR-2002 03:36:05	Dark	63.500	103	38Zet Sgr	2.6000	9700.0	127	774	No
45	GOM_NL__2PRFIN20020424_033913_000000662005_00219_00774_0779.N1	24-APR-2002 03:39:13	Dark	66.000	38	20Eps Sgr	1.8360	11000.	132	774	No
46	GOM_NL__2PRFIN20020424_034246_000000332005_00219_00774_0780.N1	24-APR-2002 03:42:46	Straylight	33.000	112	Alp Mus	2.6880	26000.	66	774	No
47	GOM_NL__2PRFIN20020424_034411_000000342005_00219_00774_0781.N1	24-APR-2002 03:44:11	Straylight	34.000	10	Bet Cen	0.61000	28000.	68	774	No
48	GOM_NL__2PRFIN20020424_034546_000000332005_00219_00774_0782.N1	24-APR-2002 03:45:46	Straylight	33.000	129	Del Cru	2.7930	26000.	66	774	No
49	GOM_NL__2PRFIN20020424_034732_000000392005_00219_00774_0783.N1	24-APR-2002 03:47:32	Straylight	39.000	109	Bet Lup	2.6770	26000.	78	774	No
50	GOM_NL__2PRFIN20020424_034910_000000572005_00219_00774_0784.N1	24-APR-2002 03:49:10	Straylight	57.000	136	23Tau Sco	2.8220	30000.	114	774	No
51	GOM_NL__2PRFIN20020424_035055_000000632005_00219_00774_0785.N1	24-APR-2002 03:50:55	Tw_i_and_stray	62.500	156	20Sig Sco	2.9030	28000.	125	774	No
52	GOM_NL__2PRFIN20020424_035252_000000642005_00219_00774_0786.N1	24-APR-2002 03:52:52	Tw_i_and_stray	64.000	80	7Del Sco	2.3160	30000.	128	774	No
53	GOM_NL__2PRFIN20020424_035459_000000392005_00219_00774_0787.N1	24-APR-2002 03:54:59	Tw_i_and_stray	39.000	169	46Gam Hya	2.9910	4700.0	78	774	No
54	GOM_NL__2PRFIN20020424_035625_000000442005_00219_00774_0788.N1	24-APR-2002 03:56:25	Bright	43.500	122	9Alp2Lib	2.7470	9700.0	87	774	No
55	GOM_NL__2PRFIN20020424_035825_000000382005_00219_00774_0789.N1	24-APR-2002 03:58:25	Bright	37.500	15	67Alp Vir	0.97600	28000.	75	774	No
56	GOM_NL__2PRFIN20020424_040030_000001252005_00219_00774_0790.N1	24-APR-2002 04:00:30	Bright	124.50	98	13Zet Oph	2.5710	30000.	249	774	No
57	GOM_NL__2PRFIN20020424_040457_000000342005_00219_00774_0791.N1	24-APR-2002 04:04:57	Bright	33.500	138	47Eps Vir	2.8280	4700.0	67	774	No
58	GOM_NL__2PRFIN20020424_040621_000000332005_00219_00774_0792.N1	24-APR-2002 04:06:21	Bright	32.500	62	94Bet Leo	2.1360	9700.0	65	774	No
59	GOM_NL__2PRFIN20020424_040831_000000332005_00219_00774_0793.N1	24-APR-2002 04:08:31	Bright	33.000	96	68Del Leo	2.5600	9300.0	66	774	No
60	GOM_NL__2PRFIN20020424_041204_000000472005_00219_00774_0794.N1	24-APR-2002 04:12:04	Bright	46.500	83		2.3780	11000.	93	774	No
61	GOM_NL__2PRFIN20020424_041456_000000392005_00219_00774_0795.N1	24-APR-2002 04:14:56	Bright	39.000	180	27Gam Boo	3.0400	8000.0	78	774	No
62	GOM_NL__2PRFIN20020424_041643_000000342005_00219_00774_0796.N1	24-APR-2002 04:16:43	Bright	34.000	39	85Eta UMa	1.8540	24000.	68	774	No
63	GOM_NL__2PRFIN20020424_041816_000000312005_00219_00774_0797.N1	24-APR-2002 04:18:16	Bright	31.000	82	48Bet UMa	2.3650	10600.	62	774	No
64	GOM_NL__2PRFIN20020424_041939_000000332005_00219_00774_0798.N1	24-APR-2002 04:19:39	Bright	33.000	36	50Alp UMa	1.8000	6300.0	66	774	No
65	GOM_NL__2PRFIN20020424_042440_000000412005_00219_00774_0799.N1	24-APR-2002 04:24:40	Bright	41.000	119	14Eta Dra	2.7270	4700.0	82	774	No
66	GOM_NL__2PRFIN20020424_042728_000000312005_00219_00774_0800.N1	24-APR-2002 04:27:28	Bright	30.500	49	1Alp UMi	1.9900	6300.0	61	774	No
67	GOM_NL__2PRFIN20020424_043012_000000582005_00219_00774_0801.N1	24-APR-2002 04:30:12	Bright	57.500	69	33Gam Dra	2.2310	3800.0	115	774	No
68	GOM_NL__2PRFIN20020424_043515_000000302005_00219_00774_0802.N1	24-APR-2002 04:35:15	Bright	30.000	76	27Gam Cas	2.3000	30000.	60	774	No
69	GOM_NL__2PRFIN20020424_043632_000000302005_00219_00774_0803.N1	24-APR-2002 04:36:32	Bright	29.500	68	18Alp Cas	2.2250	4500.0	59	774	No
70	GOM_NL__2PRFIN20020424_043858_000001342005_00219_00774_0804.N1	24-APR-2002 04:38:58	Bright	133.50	5	3Alp Lyr	0.033000	11000.	267	774	No
71	GOM_NL__2PRFIN20020424_044432_000000592005_00219_00774_0805.N1	24-APR-2002 04:44:32	Tw_i_and_stray	59.000	92	53Eps Cyg	2.5000	4500.0	118	774	No
72	GOM_NL__2PRFIN20020424_044909_000000412005_00219_00774_0806.N1	24-APR-2002 04:49:09	Tw_i_and_stray	40.500	90	54Alp Peg	2.4870	11000.	81	774	No
73	GOM_NL__2PRFIN20020424_045246_000000552005_00219_00774_0807.N1	24-APR-2002 04:52:46	Dark	54.500	61	8Eps Peg	2.1000	3900.0	109	774	No
74	GOM_NL__2PRFIN20020424_045514_000000452005_00219_00774_0808.N1	24-APR-2002 04:55:14	Dark	45.000	162	34Alp Aqr	2.9440	5350.0	90	774	No
75	GOM_NL__2PRFIN20020424_045822_000000502005_00219_00774_0809.N1	24-APR-2002 04:58:22	Dark	50.000	154	22Bet Aqr	2.8990	5700.0	100	774	No
76	GOM_NL__2PRFIN20020424_050143_000000382005_00219_00774_0810.N1	24-APR-2002 05:01:43	Dark	37.500	18	24Alp PsA	1.1660	9700.0	75	774	No
77	GOM_NL__2PRFIN20020424_050534_000000372005_00219_00774_0811.N1	24-APR-2002 05:05:34	Dark	37.000	172	Gam Gru	3.0030	13100.	74	774	No
78	GOM_NL__2PRFIN20020424_050721_000000392005_00219_00774_0812.N1	24-APR-2002 05:07:21	Dark	39.000	31	Alp Gru	1.7340	15200.	78	774	No
79	GOM_NL__2PRFIN20020424_051017_000000362005_00219_00774_0813.N1	24-APR-2002 05:10:17	Dark	36.000	148	Alp Tuc	2.8780	4100.0	72	774	No
80	GOM_NL__2PRFIN20020424_051239_000000382005_00220_00775_0778.N1	24-APR-2002 05:12:39	Dark	37.500	45	Alp Pav	1.9400	26000.	75	775	No
81	GOM_NL__2PRFIN20020424_051643_000000652005_00220_00775_0779.N1	24-APR-2002 05:16:43	Dark	65.000	103	38Zet Sgr	2.6000	9700.0	130	775	No
82	GOM_NL__2PRFIN20020424_051950_000000582005_00220_00775_0780.N1	24-APR-2002 05:19:50	Dark	58.000	38	20Eps Sgr	1.8360	11000.	116	775	No
83	GOM_NL__2PRFIN20020424_052322_000000342005_00220_00775_0781.N1	24-APR-2002 05:23:22	Straylight	34.000	112	Alp Mus	2.6880	26000.	68	775	No
84	GOM_NL__2PRFIN20020424_052447_000000392005_00220_00775_0782.N1	24-APR-2002 05:24:47	Straylight	38.500	10	Bet Cen	0.61000	28000.	77	775	No
85	GOM_NL__2PRFIN20020424_052622_000000342005_00220_00775_0783.N1	24-APR-2002 05:26:22	Straylight	33.500	129	Del Cru	2.7930	26000.	67	775	No
86	GOM_NL__2PRFIN20020424_052808_000000362005_00220_00775_0784.N1	24-APR-2002 05:28:08	Straylight	36.000	109	Bet Lup	2.6770	26000.	72	775	No
87	GOM_NL__2PRFIN20020424_052946_000000582005_00220_00775_0785.N1	24-APR-2002 05:29:46	Straylight	57.500	136	23Tau Sco	2.8220	30000.	115	775	No
88	GOM_NL__2PRFIN20020424_053131_000000622005_00220_00775_0786.N1	24-APR-2002 05:31:31	Tw_i_and_stray	62.000	156	20Sig Sco	2.9030	28000.	124	775	No
89	GOM_NL__2PRFIN20020424_053328_000000602005_00220_00775_0787.N1	24-APR-2002 05:33:28	Tw_i_and_stray	59.500	80	7Del Sco	2.3160	30000.	119	775	No
90	GOM_NL__2PRFIN20020424_053535_000000362005_00220_00775_0788.N1	24-APR-2002 05:35:35	Tw_i_and_stray	35.500	169	46Gam Hya	2.9910	4700.0	71	775	No
91	GOM_NL__2PRFIN20020424_053701_000000492005_00220_00775_0789.N1	24-APR-2002 05:37:01	Bright	48.500	122	9Alp2Lib	2.7470	9700.0	97	775	No
92	GOM_NL__2PRFIN20020424_053901_000000362005_00220_00775_0790.N1	24-APR-2002 05:39:01	Bright	36.000	15	67Alp Vir	0.97600	28000.	72	775	No
93	GOM_NL__2PRFIN20020424_054105_000001192005_00220_00775_0791.N1	24-APR-2002 05:41:05	Bright	119.00	98	13Zet Oph	2.5710	30000.	238	775	No
94	GOM_NL__2PRFIN20020424_054533_000000342005_00220_00775_0792.N1	24-APR-2002 05:45:33	Bright	34.000	138	47Eps Vir	2.8280	4700.0	68	775	No
95	GOM_NL__2PRFIN20020424_054657_000000322005_00220_00775_0793.N1	24-APR-2002 05:46:57	Bright	32.000	62	94Bet Leo	2.1360	9700.0	64	775	No
96	GOM_NL__2PRFIN20020424_054908_000000332005_00220_00775_0794.N1	24-APR-2002 05:49:08	Bright	33.000	96	68Del Leo	2.5600	9300.0	66	775	No
97	GOM_NL__2PRFIN20020424_055240_000000492005_00220_00775_0795.N1	24-APR-2002 05:52:40	Bright	48.500	83		2.3780	11000.	97	775	No
98	GOM_NL__2PRFIN20020424_055719_000000372005_00220_00775_0796.N1	24-APR-2002 05:57:19	Bright	37.000	39	85Eta UMa	1.8540	24000.	74	775	No
99	GOM_NL__2PRFIN20020424_055852_000000332005_00220_00775_0797.N1	24-APR-2002 05:58:52	Bright	32.500	82	48Bet UMa	2.3650	10600.	65	775	No
100	GOM_NL__2PRFIN20020424_060015_000000342005_00220_00775_0798.N1	24-APR-2002 06:00:15	Bright	33.500	36	50Alp UMa	1.8000	6300.0	67	775	No
101	GOM_NL__2PRFIN20020424_060516_000000422005_00220_00775_0799.N1	24-APR-2002 06:05:16	Bright	42.000	119	14Eta Dra	2.7270	4700.0	84	775	No

102	GOM_NL__2PRFIN20020424_060804_000000322005_00220_00775_0800.N1	24-APR-2002 06:08:04	Bright	31.500	49	1Alp UMi	1.9900	6300.0	63	775	No
103	GOM_NL__2PRFIN20020424_061047_000000582005_00220_00775_0801.N1	24-APR-2002 06:10:47	Bright	57.500	69	33Gam Dra	2.2310	3800.0	115	775	No
104	GOM_NL__2PRFIN20020424_061551_000000352005_00220_00775_0802.N1	24-APR-2002 06:15:51	Bright	34.500	76	27Gam Cas	2.3000	30000.	69	775	No
105	GOM_NL__2PRFIN20020424_061708_000000312005_00220_00775_0803.N1	24-APR-2002 06:17:08	Bright	30.500	68	18Alp Cas	2.2250	4500.0	61	775	No
106	GOM_NL__2PRFIN20020424_061932_000001442005_00220_00775_0804.N1	24-APR-2002 06:19:32	Bright	144.00	5	3Alp Lyr	0.033000	11000.	288	775	No
107	GOM_NL__2PRFIN20020424_062508_000000642005_00220_00775_0805.N1	24-APR-2002 06:25:08	Twi_and_stray	63.500	92	53Eps Cyg	2.5000	4500.0	127	775	No
108	GOM_NL__2PRFIN20020424_062945_000000412005_00220_00775_0806.N1	24-APR-2002 06:29:45	Twi_and_stray	40.500	90	54Alp Peg	2.4870	11000.	81	775	No
109	GOM_NL__2PRFIN20020424_063323_000000532005_00220_00775_0807.N1	24-APR-2002 06:33:23	Dark	52.500	61	8Eps Peg	2.1000	3900.0	105	775	No
110	GOM_NL__2PRFIN20020424_063550_000000442005_00220_00775_0808.N1	24-APR-2002 06:35:50	Dark	43.500	162	34Alp Aqr	2.9440	5350.0	87	775	No
111	GOM_NL__2PRFIN20020424_063858_000000512005_00220_00775_0809.N1	24-APR-2002 06:38:58	Dark	51.000	154	22Bet Aqr	2.8990	5700.0	102	775	No
112	GOM_NL__2PRFIN20020424_064220_000000402005_00220_00775_0810.N1	24-APR-2002 06:42:20	Dark	40.000	18	24Alp PsA	1.1660	9700.0	80	775	No
113	GOM_NL__2PRFIN20020424_064611_000000362005_00220_00775_0811.N1	24-APR-2002 06:46:11	Dark	36.000	172	Gam Gru	3.0030	13100.	72	775	No
114	GOM_NL__2PRFIN20020424_064758_000000352005_00220_00775_0812.N1	24-APR-2002 06:47:58	Dark	35.000	31	Alp Gru	1.7340	15200.	70	775	No
115	GOM_NL__2PRFIN20020424_065053_000000352005_00220_00775_0813.N1	24-APR-2002 06:50:53	Dark	34.500	148	Alp Tuc	2.8780	4100.0	69	775	No
116	GOM_NL__2PRFIN20020424_065315_000000372005_00221_00776_0797.N1	24-APR-2002 06:53:15	Dark	37.000	45	Alp Pav	1.9400	26000.	74	776	No
117	GOM_NL__2PRFIN20020424_065721_000000622005_00221_00776_0798.N1	24-APR-2002 06:57:21	Dark	62.000	103	38Zet Sgr	2.6000	9700.0	124	776	No
118	GOM_NL__2PRFIN20020424_070016_000000362005_00221_00776_0799.N1	24-APR-2002 07:00:16	Dark	36.000	43	Alp TrA	1.9100	4250.0	72	776	No
119	GOM_NL__2PRFIN20020424_070211_000000322005_00221_00776_0800.N1	24-APR-2002 07:02:11	Straylight	32.000	145	Gam TrA	2.8720	10600.	64	776	No
120	GOM_NL__2PRFIN20020424_070359_000000342005_00221_00776_0801.N1	24-APR-2002 07:03:59	Straylight	33.500	112	Alp Mus	2.6880	26000.	67	776	No
121	GOM_NL__2PRFIN20020424_070523_000000452005_00221_00776_0802.N1	24-APR-2002 07:05:23	Straylight	44.500	10	Bet Cen	0.61000	28000.	89	776	No
122	GOM_NL__2PRFIN20020424_070732_000000382005_00221_00776_0803.N1	24-APR-2002 07:07:32	Straylight	38.000	77	Eps Cen	2.3030	28000.	76	776	No
123	GOM_NL__2PRFIN20020424_070856_000000352005_00221_00776_0804.N1	24-APR-2002 07:08:56	Straylight	34.500	95	Zet Cen	2.5450	26000.	69	776	No
124	GOM_NL__2PRFIN20020424_071023_000000592005_00221_00776_0805.N1	24-APR-2002 07:10:23	Straylight	59.000	136	23Tau Sco	2.8220	30000.	118	776	No
125	GOM_NL__2PRFIN20020424_071208_000000632005_00221_00776_0806.N1	24-APR-2002 07:12:08	Twi_and_stray	63.000	156	20Sig Sco	2.9030	28000.	126	776	No
126	GOM_NL__2PRFIN20020424_071405_000000652005_00221_00776_0807.N1	24-APR-2002 07:14:05	Twi_and_stray	64.500	80	7Del Sco	2.3160	30000.	129	776	No
127	GOM_NL__2PRFIN20020424_071611_000000392005_00221_00776_0808.N1	24-APR-2002 07:16:11	Twi_and_stray	39.000	169	46Gam Hya	2.9910	4700.0	78	776	No
128	GOM_NL__2PRFIN20020424_071737_000000442005_00221_00776_0809.N1	24-APR-2002 07:17:37	Bright	43.500	122	9Alp2Lib	2.7470	9700.0	87	776	No
129	GOM_NL__2PRFIN20020424_071937_000000372005_00221_00776_0810.N1	24-APR-2002 07:19:37	Bright	37.000	15	67Alp Vir	0.97600	28000.	74	776	No
130	GOM_NL__2PRFIN20020424_072140_000001192005_00221_00776_0811.N1	24-APR-2002 07:21:40	Bright	118.50	98	13Zet Oph	2.5710	30000.	237	776	No
131	GOM_NL__2PRFIN20020424_072609_000000342005_00221_00776_0812.N1	24-APR-2002 07:26:09	Bright	34.000	138	47Eps Vir	2.8280	4700.0	68	776	No
132	GOM_NL__2PRFIN20020424_072733_000000322005_00221_00776_0813.N1	24-APR-2002 07:27:33	Bright	32.000	62	94Bet Leo	2.1360	9700.0	64	776	No
133	GOM_NL__2PRFIN20020424_072944_000000342005_00221_00776_0814.N1	24-APR-2002 07:29:44	Bright	33.500	96	68Del Leo	2.5600	9300.0	67	776	No
134	GOM_NL__2PRFIN20020424_073315_000000472005_00221_00776_0815.N1	24-APR-2002 07:33:15	Bright	46.500	83		2.3780	11000.	93	776	No
135	GOM_NL__2PRFIN20020424_073754_000000362005_00221_00776_0816.N1	24-APR-2002 07:37:54	Bright	36.000	39	85Eta UMa	1.8540	24000.	72	776	No
136	GOM_NL__2PRFIN20020424_073928_000000332005_00221_00776_0817.N1	24-APR-2002 07:39:28	Bright	32.500	82	48Bet UMa	2.3650	10600.	65	776	No
137	GOM_NL__2PRFIN20020424_074052_000000342005_00221_00776_0818.N1	24-APR-2002 07:40:52	Bright	33.500	36	50Alp UMa	1.8000	6300.0	67	776	No
138	GOM_NL__2PRFIN20020424_074551_000000422005_00221_00776_0819.N1	24-APR-2002 07:45:51	Bright	41.500	119	14Eta Dra	2.7270	4700.0	83	776	No
139	GOM_NL__2PRFIN20020424_074840_000000332005_00221_00776_0820.N1	24-APR-2002 07:48:40	Bright	33.000	49	1Alp UMi	1.9900	6300.0	66	776	No
140	GOM_NL__2PRFIN20020424_075122_000000582005_00221_00776_0821.N1	24-APR-2002 07:51:22	Bright	58.000	69	33Gam Dra	2.2310	3800.0	116	776	No
141	GOM_NL__2PRFIN20020424_075627_000000482005_00221_00776_0822.N1	24-APR-2002 07:56:27	Bright	48.000	76	27Gam Cas	2.3000	30000.	96	776	No
142	GOM_NL__2PRFIN20020424_075744_000000322005_00221_00776_0823.N1	24-APR-2002 07:57:44	Bright	31.500	68	18Alp Cas	2.2250	4500.0	63	776	No
143	GOM_NL__2PRFIN20020424_080007_000001282005_00221_00776_0824.N1	24-APR-2002 08:00:07	Bright	128.00	5	3Alp Lyr	0.033000	11000.	256	776	No
144	GOM_NL__2PRFIN20020424_080544_000000682005_00221_00776_0825.N1	24-APR-2002 08:05:44	Twi_and_stray	67.500	92	53Eps Cyg	2.5000	4500.0	135	776	No
145	GOM_NL__2PRFIN20020424_081022_000000372005_00221_00776_0826.N1	24-APR-2002 08:10:22	Twi_and_stray	37.000	90	54Alp Peg	2.4870	11000.	74	776	No
146	GOM_NL__2PRFIN20020424_081400_000000542005_00221_00776_0827.N1	24-APR-2002 08:14:00	Dark	54.000	61	8Eps Peg	2.1000	3900.0	108	776	No
147	GOM_NL__2PRFIN20020424_081627_000000462005_00221_00776_0828.N1	24-APR-2002 08:16:27	Dark	45.500	162	34Alp Aqr	2.9440	5350.0	91	776	No
148	GOM_NL__2PRFIN20020424_081935_000000522005_00221_00776_0829.N1	24-APR-2002 08:19:35	Dark	51.500	154	22Bet Aqr	2.8990	5700.0	103	776	No
149	GOM_NL__2PRFIN20020424_082256_000000432005_00221_00776_0830.N1	24-APR-2002 08:22:56	Dark	42.500	18	24Alp PsA	1.1660	9700.0	85	776	No
150	GOM_NL__2PRFIN20020424_082647_000000362005_00221_00776_0831.N1	24-APR-2002 08:26:47	Dark	35.500	172	Gam Gru	3.0030	13100.	71	776	No
151	GOM_NL__2PRFIN20020424_082834_000000392005_00221_00776_0832.N1	24-APR-2002 08:28:34	Dark	38.500	31	Alp Gru	1.7340	15200.	77	776	No
152	GOM_NL__2PRFIN20020424_083129_000000362005_00221_00776_0833.N1	24-APR-2002 08:31:29	Dark	36.000	148	Alp Tuc	2.8780	4100.0	72	776	No
153	GOM_NL__2PRFIN20020424_083352_000000352005_00222_00777_0797.N1	24-APR-2002 08:33:52	Dark	35.000	45	Alp Pav	1.9400	26000.	70	777	No
154	GOM_NL__2PRFIN20020424_083758_000000632005_00222_00777_0798.N1	24-APR-2002 08:37:58	Dark	63.000	103	38Zet Sgr	2.6000	9700.0	126	777	No
155	GOM_NL__2PRFIN20020424_084053_000000382005_00222_00777_0799.N1	24-APR-2002 08:40:53	Dark	37.500	43	Alp TrA	1.9100	4250.0	75	777	No
156	GOM_NL__2PRFIN20020424_084248_000000332005_00222_00777_0800.N1	24-APR-2002 08:42:48	Straylight	32.500	145	Gam TrA	2.8720	10600.	65	777	No
157	GOM_NL__2PRFIN20020424_084435_000000342005_00222_00777_0801.N1	24-APR-2002 08:44:35	Straylight	34.000	112	Alp Mus	2.6880	26000.	68	777	No
158	GOM_NL__2PRFIN20020424_084559_000000392005_00222_00777_0802.N1	24-APR-2002 08:45:59	Straylight	38.500	10	Bet Cen	0.61000	28000.	77	777	No
159	GOM_NL__2PRFIN20020424_084809_000000362005_00222_00777_0803.N1	24-APR-2002 08:48:09	Straylight	35.500	77	Eps Cen	2.3030	28000.	71	777	No
160	GOM_NL__2PRFIN20020424_084932_000000372005_00222_00777_0804.N1	24-APR-2002 08:49:32	Straylight	37.000	95	Zet Cen	2.5450	26000.	74	777	No

161	GOM_NL__2PRFIN20020424_085100_000000572005_00222_00777_0805.N1	24-APR-2002 08:51:00	Straylight	57.000	136	23Tau Sco	2.8220	30000.	114	777	No
162	GOM_NL__2PRFIN20020424_085244_000000602005_00222_00777_0806.N1	24-APR-2002 08:52:44	Twi_and_stray	59.500	156	20Sig Sco	2.9030	28000.	119	777	No
163	GOM_NL__2PRFIN20020424_085441_000000692005_00222_00777_0807.N1	24-APR-2002 08:54:41	Twi_and_stray	68.500	80	7Del Sco	2.3160	30000.	137	777	No
164	GOM_NL__2PRFIN20020424_085647_000000402005_00222_00777_0808.N1	24-APR-2002 08:56:47	Twi_and_stray	39.500	169	46Gam Hya	2.9910	4700.0	79	777	No
165	GOM_NL__2PRFIN20020424_085813_000000432005_00222_00777_0809.N1	24-APR-2002 08:58:13	Bright	43.000	122	9Alp2Lib	2.7470	9700.0	86	777	No
166	GOM_NL__2PRFIN20020424_090013_000000352005_00222_00777_0810.N1	24-APR-2002 09:00:13	Bright	35.000	15	67Alp Vir	0.97600	28000.	70	777	No
167	GOM_NL__2PRFIN20020424_090215_000001252005_00222_00777_0811.N1	24-APR-2002 09:02:15	Bright	125.00	98	13Zet Oph	2.5710	30000.	250	777	No
168	GOM_NL__2PRFIN20020424_090645_000000342005_00222_00777_0812.N1	24-APR-2002 09:06:45	Bright	34.000	138	47Eps Vir	2.8280	4700.0	68	777	No
169	GOM_NL__2PRFIN20020424_090810_000000342005_00222_00777_0813.N1	24-APR-2002 09:08:10	Bright	33.500	62	94Bet Leo	2.1360	9700.0	67	777	No
170	GOM_NL__2PRFIN20020424_091020_000000342005_00222_00777_0814.N1	24-APR-2002 09:10:20	Bright	33.500	96	68Del Leo	2.5600	9300.0	67	777	No
171	GOM_NL__2PRFIN20020424_091350_000000462005_00222_00777_0815.N1	24-APR-2002 09:13:50	Bright	45.500	83		2.3780	11000.	91	777	No
172	GOM_NL__2PRFIN20020424_091830_000000382005_00222_00777_0816.N1	24-APR-2002 09:18:30	Bright	37.500	39	85Eta UMa	1.8540	24000.	75	777	No
173	GOM_NL__2PRFIN20020424_092004_000000332005_00222_00777_0817.N1	24-APR-2002 09:20:04	Bright	33.000	82	48Bet UMa	2.3650	10600.	66	777	No
174	GOM_NL__2PRFIN20020424_092128_000000332005_00222_00777_0818.N1	24-APR-2002 09:21:28	Bright	33.000	36	50Alp UMa	1.8000	6300.0	66	777	No
175	GOM_NL__2PRFIN20020424_092626_000000422005_00222_00777_0819.N1	24-APR-2002 09:26:26	Bright	42.000	119	14Eta Dra	2.7270	4700.0	84	777	No
176	GOM_NL__2PRFIN20020424_092915_000000342005_00222_00777_0820.N1	24-APR-2002 09:29:15	Bright	33.500	49	1Alp UMi	1.9900	6300.0	67	777	No
177	GOM_NL__2PRFIN20020424_093157_000000622005_00222_00777_0821.N1	24-APR-2002 09:31:57	Bright	61.500	69	33Gam Dra	2.2310	3800.0	123	777	No
178	GOM_NL__2PRFIN20020424_093703_000000432005_00222_00777_0822.N1	24-APR-2002 09:37:03	Bright	42.500	76	27Gam Cas	2.3000	30000.	85	777	No
179	GOM_NL__2PRFIN20020424_093820_000000302005_00222_00777_0823.N1	24-APR-2002 09:38:20	Bright	29.500	68	18Alp Cas	2.2250	4500.0	59	777	No
180	GOM_NL__2PRFIN20020424_094042_000001412005_00222_00777_0824.N1	24-APR-2002 09:40:42	Bright	140.50	5	3Alp Lyr	0.033000	11000.	281	777	No
181	GOM_NL__2PRFIN20020424_094620_000000632005_00222_00777_0825.N1	24-APR-2002 09:46:20	Twi_and_stray	62.500	92	53Eps Cyg	2.5000	4500.0	125	777	No
182	GOM_NL__2PRFIN20020424_095058_000000412005_00222_00777_0826.N1	24-APR-2002 09:50:58	Twi_and_stray	40.500	90	54Alp Peg	2.4870	11000.	81	777	No
183	GOM_NL__2PRFIN20020424_095436_000000512005_00222_00777_0827.N1	24-APR-2002 09:54:36	Dark	51.000	61	8Eps Peg	2.1000	3900.0	102	777	No
184	GOM_NL__2PRFIN20020424_095703_000000462005_00222_00777_0828.N1	24-APR-2002 09:57:03	Dark	46.000	162	34Alp Aqr	2.9440	5350.0	92	777	No
185	GOM_NL__2PRFIN20020424_100012_000000532005_00222_00777_0829.N1	24-APR-2002 10:00:12	Dark	52.500	154	22Bet Aqr	2.8990	5700.0	105	777	No
186	GOM_NL__2PRFIN20020424_100332_000000392005_00222_00777_0830.N1	24-APR-2002 10:03:32	Dark	38.500	18	24Alp PsA	1.1660	9700.0	77	777	No
187	GOM_NL__2PRFIN20020424_100724_000000392005_00222_00777_0831.N1	24-APR-2002 10:07:24	Dark	38.500	172	Gam Gru	3.0030	13100.	77	777	No
188	GOM_NL__2PRFIN20020424_100911_000000372005_00222_00777_0832.N1	24-APR-2002 10:09:11	Dark	37.000	31	Alp Gru	1.7340	15200.	74	777	No
189	GOM_NL__2PRFIN20020424_101205_000000352005_00222_00777_0833.N1	24-APR-2002 10:12:05	Dark	34.500	148	Alp Tuc	2.8780	4100.0	69	777	No
190	GOM_NL__2PRFIN20020424_101428_000000372005_00223_00778_0797.N1	24-APR-2002 10:14:28	Dark	37.000	45	Alp Pav	1.9400	26000.	74	778	No
191	GOM_NL__2PRFIN20020424_101836_000000642005_00223_00778_0798.N1	24-APR-2002 10:18:36	Dark	64.000	103	38Zet Sgr	2.6000	9700.0	128	778	No
192	GOM_NL__2PRFIN20020424_102129_000000352005_00223_00778_0799.N1	24-APR-2002 10:21:29	Dark	35.000	43	Alp TrA	1.9100	4250.0	70	778	No
193	GOM_NL__2PRFIN20020424_102324_000000342005_00223_00778_0800.N1	24-APR-2002 10:23:24	Straylight	34.000	145	Gam TrA	2.8720	10600.	68	778	No
194	GOM_NL__2PRFIN20020424_102511_000000332005_00223_00778_0801.N1	24-APR-2002 10:25:11	Straylight	33.000	112	Alp Mus	2.6880	26000.	66	778	No
195	GOM_NL__2PRFIN20020424_102635_000000402005_00223_00778_0802.N1	24-APR-2002 10:26:35	Straylight	39.500	10	Bet Cen	0.61000	28000.	79	778	No
196	GOM_NL__2PRFIN20020424_102845_000000342005_00223_00778_0803.N1	24-APR-2002 10:28:45	Straylight	33.500	77	Eps Cen	2.3030	28000.	67	778	No
197	GOM_NL__2PRFIN20020424_103008_000000372005_00223_00778_0804.N1	24-APR-2002 10:30:08	Straylight	36.500	95	Zet Cen	2.5450	26000.	73	778	No
198	GOM_NL__2PRFIN20020424_103136_000000592005_00223_00778_0805.N1	24-APR-2002 10:31:36	Straylight	59.000	136	23Tau Sco	2.8220	30000.	118	778	No
199	GOM_NL__2PRFIN20020424_103321_000000602005_00223_00778_0806.N1	24-APR-2002 10:33:21	Twi_and_stray	60.000	156	20Sig Sco	2.9030	28000.	120	778	No
200	GOM_NL__2PRFIN20020424_103517_000000662005_00223_00778_0807.N1	24-APR-2002 10:35:17	Twi_and_stray	65.500	80	7Del Sco	2.3160	30000.	131	778	No
201	GOM_NL__2PRFIN20020424_103723_000000382005_00223_00778_0808.N1	24-APR-2002 10:37:23	Twi_and_stray	37.500	169	46Gam Hya	2.9910	4700.0	75	778	No
202	GOM_NL__2PRFIN20020424_103849_000000442005_00223_00778_0809.N1	24-APR-2002 10:38:49	Bright	43.500	122	9Alp2Lib	2.7470	9700.0	87	778	No
203	GOM_NL__2PRFIN20020424_104049_000000372005_00223_00778_0810.N1	24-APR-2002 10:40:49	Bright	37.000	15	67Alp Vir	0.97600	28000.	74	778	No
204	GOM_NL__2PRFIN20020424_104250_000001162005_00223_00778_0811.N1	24-APR-2002 10:42:50	Bright	116.00	98	13Zet Oph	2.5710	30000.	232	778	No
205	GOM_NL__2PRFIN20020424_104720_000000342005_00223_00778_0812.N1	24-APR-2002 10:47:20	Bright	34.000	138	47Eps Vir	2.8280	4700.0	68	778	No
206	GOM_NL__2PRFIN20020424_104846_000000332005_00223_00778_0813.N1	24-APR-2002 10:48:46	Bright	33.000	62	94Bet Leo	2.1360	9700.0	66	778	No
207	GOM_NL__2PRFIN20020424_105057_000000342005_00223_00778_0814.N1	24-APR-2002 10:50:57	Bright	34.000	96	68Del Leo	2.5600	9300.0	68	778	No
208	GOM_NL__2PRFIN20020424_105425_000000472005_00223_00778_0815.N1	24-APR-2002 10:54:25	Bright	47.000	83		2.3780	11000.	94	778	No
209	GOM_NL__2PRFIN20020424_105717_000000422005_00223_00778_0816.N1	24-APR-2002 10:57:17	Bright	41.500	180	27Gam Boo	3.0400	8000.0	83	778	No
210	GOM_NL__2PRFIN20020424_105906_000000382005_00223_00778_0817.N1	24-APR-2002 10:59:06	Bright	38.000	39	85Eta UMa	1.8540	24000.	76	778	No
211	GOM_NL__2PRFIN20020424_110040_000000332005_00223_00778_0818.N1	24-APR-2002 11:00:40	Bright	33.000	82	48Bet UMa	2.3650	10600.	66	778	No
212	GOM_NL__2PRFIN20020424_110204_000000322005_00223_00778_0819.N1	24-APR-2002 11:02:04	Bright	31.500	36	50Alp UMa	1.8000	6300.0	63	778	No
213	GOM_NL__2PRFIN20020424_110701_000000392005_00223_00778_0820.N1	24-APR-2002 11:07:01	Bright	39.000	119	14Eta Dra	2.7270	4700.0	78	778	No
214	GOM_NL__2PRFIN20020424_110951_000000332005_00223_00778_0821.N1	24-APR-2002 11:09:51	Bright	33.000	49	1Alp UMi	1.9900	6300.0	66	778	No
215	GOM_NL__2PRFIN20020424_111231_000000592005_00223_00778_0822.N1	24-APR-2002 11:12:31	Bright	58.500	69	33Gam Dra	2.2310	3800.0	117	778	No
216	GOM_NL__2PRFIN20020424_111739_000000382005_00223_00778_0823.N1	24-APR-2002 11:17:39	Bright	38.000	76	27Gam Cas	2.3000	30000.	76	778	No
217	GOM_NL__2PRFIN20020424_111856_000000292005_00223_00778_0824.N1	24-APR-2002 11:18:56	Bright	29.000	68	18Alp Cas	2.2250	4500.0	58	778	No
218	GOM_NL__2PRFIN20020424_112117_000001452005_00223_00778_0825.N1	24-APR-2002 11:21:17	Bright	145.00	5	3Alp Lyr	0.033000	11000.	290	778	No
219	GOM_NL__2PRFIN20020424_112656_000000652005_00223_00778_0826.N1	24-APR-2002 11:26:56	Twi_and_stray	65.000	92	53Eps Cyg	2.5000	4500.0	130	778	No

220	GOM_NL__2PRFIN20020424_113134_000000412005_00223_00778_0827.N1	24-APR-2002 11:31:34	Twilight	40.500	90	54Alp Peg	2.4870	11000.	81	778	No
221	GOM_NL__2PRFIN20020424_113513_000000512005_00223_00778_0828.N1	24-APR-2002 11:35:13	Dark	51.000	61	8Eps Peg	2.1000	3900.0	102	778	No
222	GOM_NL__2PRFIN20020424_113740_000000442005_00223_00778_0829.N1	24-APR-2002 11:37:40	Dark	43.500	162	34Alp Aqr	2.9440	5350.0	87	778	No
223	GOM_NL__2PRFIN20020424_114049_000000502005_00223_00778_0830.N1	24-APR-2002 11:40:49	Dark	49.500	154	22Bet Aqr	2.8990	5700.0	99	778	No
224	GOM_NL__2PRFIN20020424_114409_000000382005_00223_00778_0831.N1	24-APR-2002 11:44:09	Dark	38.000	18	24Alp PsA	1.1660	9700.0	76	778	No
225	GOM_NL__2PRFIN20020424_114800_000000402005_00223_00778_0832.N1	24-APR-2002 11:48:00	Dark	39.500	172	Gam Gru	3.0030	13100.	79	778	No
226	GOM_NL__2PRFIN20020424_114947_000000392005_00223_00778_0833.N1	24-APR-2002 11:49:47	Dark	38.500	31	Alp Gru	1.7340	15200.	77	778	No
227	GOM_NL__2PRFIN20020424_115242_000000362005_00223_00778_0834.N1	24-APR-2002 11:52:42	Dark	35.500	148	Alp Tuc	2.8780	4100.0	71	778	No
228	GOM_NL__2PRFIN20020424_115505_000000362005_00224_00779_0797.N1	24-APR-2002 11:55:05	Dark	36.000	45	Alp Pav	1.9400	26000.	72	779	No
229	GOM_NL__2PRFIN20020424_115914_000000662005_00224_00779_0798.N1	24-APR-2002 11:59:14	Dark	66.000	103	38Zet Sgr	2.6000	9700.0	132	779	No
230	GOM_NL__2PRFIN20020424_120205_000000392005_00224_00779_0799.N1	24-APR-2002 12:02:05	Dark	38.500	43	Alp TrA	1.9100	4250.0	77	779	No
231	GOM_NL__2PRFIN20020424_120400_000000342005_00224_00779_0800.N1	24-APR-2002 12:04:00	Straylight	33.500	145	Gam TrA	2.8720	10600.	67	779	No
232	GOM_NL__2PRFIN20020424_120547_000000332005_00224_00779_0801.N1	24-APR-2002 12:05:47	Straylight	32.500	112	Alp Mus	2.6880	26000.	65	779	No
233	GOM_NL__2PRFIN20020424_120712_000000372005_00224_00779_0802.N1	24-APR-2002 12:07:12	Straylight	37.000	10	Bet Cen	0.61000	28000.	74	779	No
234	GOM_NL__2PRFIN20020424_120921_000000342005_00224_00779_0803.N1	24-APR-2002 12:09:21	Straylight	34.000	77	Eps Cen	2.3030	28000.	68	779	No
235	GOM_NL__2PRFIN20020424_121045_000000342005_00224_00779_0804.N1	24-APR-2002 12:10:45	Straylight	34.000	95	Zet Cen	2.5450	26000.	68	779	No
236	GOM_NL__2PRFIN20020424_121213_000000602005_00224_00779_0805.N1	24-APR-2002 12:12:13	Straylight	60.000	136	23Tau Sco	2.8220	30000.	120	779	No
237	GOM_NL__2PRFIN20020424_121357_000000622005_00224_00779_0806.N1	24-APR-2002 12:13:57	Twilight	61.500	156	20Sig Sco	2.9030	28000.	123	779	No
238	GOM_NL__2PRFIN20020424_121554_000000652005_00224_00779_0807.N1	24-APR-2002 12:15:54	Twilight	64.500	80	7Del Sco	2.3160	30000.	129	779	No
239	GOM_NL__2PRFIN20020424_121759_000000392005_00224_00779_0808.N1	24-APR-2002 12:17:59	Twilight	39.000	169	46Gam Hya	2.9910	4700.0	78	779	No
240	GOM_NL__2PRFIN20020424_121925_000000452005_00224_00779_0809.N1	24-APR-2002 12:19:25	Bright	44.500	122	9Alp2Lib	2.7470	9700.0	89	779	No
241	GOM_NL__2PRFIN20020424_122125_000000372005_00224_00779_0810.N1	24-APR-2002 12:21:25	Bright	36.500	15	67Alp Vir	0.97600	28000.	73	779	No
242	GOM_NL__2PRFIN20020424_122325_000001242005_00224_00779_0811.N1	24-APR-2002 12:23:25	Bright	123.50	98	13Zet Oph	2.5710	30000.	247	779	No
243	GOM_NL__2PRFIN20020424_122757_000000342005_00224_00779_0812.N1	24-APR-2002 12:27:57	Bright	33.500	138	47Eps Vir	2.8280	4700.0	67	779	No
244	GOM_NL__2PRFIN20020424_122922_000000322005_00224_00779_0813.N1	24-APR-2002 12:29:22	Bright	32.000	62	94Bet Leo	2.1360	9700.0	64	779	No
245	GOM_NL__2PRFIN20020424_123133_000000332005_00224_00779_0814.N1	24-APR-2002 12:31:33	Bright	33.000	96	68Del Leo	2.5600	9300.0	66	779	No
246	GOM_NL__2PRFIN20020424_123500_000000462005_00224_00779_0815.N1	24-APR-2002 12:35:00	Bright	45.500	83		2.3780	11000.	91	779	No
247	GOM_NL__2PRFIN20020424_123941_000000382005_00224_00779_0816.N1	24-APR-2002 12:39:41	Bright	37.500	39	85Eta UMa	1.8540	24000.	75	779	No
248	GOM_NL__2PRFIN20020424_124116_000000332005_00224_00779_0817.N1	24-APR-2002 12:41:16	Bright	33.000	82	48Bet UMa	2.3650	10600.	66	779	No
249	GOM_NL__2PRFIN20020424_124240_000000342005_00224_00779_0818.N1	24-APR-2002 12:42:40	Bright	34.000	36	50Alp UMa	1.8000	6300.0	68	779	No
250	GOM_NL__2PRFIN20020424_124737_000000422005_00224_00779_0819.N1	24-APR-2002 12:47:37	Bright	41.500	119	14Eta Dra	2.7270	4700.0	83	779	No
251	GOM_NL__2PRFIN20020424_125815_000000292005_00224_00779_0820.N1	24-APR-2002 12:58:15	Bright	29.000	76	27Gam Cas	2.3000	30000.	58	779	No
252	GOM_NL__2PRFIN20020424_125933_000000292005_00224_00779_0821.N1	24-APR-2002 12:59:33	Bright	28.500	68	18Alp Cas	2.2250	4500.0	57	779	No
253	GOM_NL__2PRFIN20020424_130151_000001282005_00224_00779_0822.N1	24-APR-2002 13:01:51	Bright	127.50	5	3Alp Lyr	0.033000	11000.	255	779	No
254	GOM_NL__2PRFIN20020424_130732_000000622005_00224_00779_0823.N1	24-APR-2002 13:07:32	Twilight	62.000	92	53Eps Cyg	2.5000	4500.0	124	779	No
255	GOM_NL__2PRFIN20020424_131210_000000402005_00224_00779_0824.N1	24-APR-2002 13:12:10	Twilight	39.500	90	54Alp Peg	2.4870	11000.	79	779	No
256	GOM_NL__2PRFIN20020424_131549_000000532005_00224_00779_0825.N1	24-APR-2002 13:15:49	Dark	53.000	61	8Eps Peg	2.1000	3900.0	106	779	No
257	GOM_NL__2PRFIN20020424_131816_000000452005_00224_00779_0826.N1	24-APR-2002 13:18:16	Dark	45.000	162	34Alp Aqr	2.9440	5350.0	90	779	No
258	GOM_NL__2PRFIN20020424_132126_000000492005_00224_00779_0827.N1	24-APR-2002 13:21:26	Dark	48.500	154	22Bet Aqr	2.8990	5700.0	97	779	No
259	GOM_NL__2PRFIN20020424_132445_000000402005_00224_00779_0828.N1	24-APR-2002 13:24:45	Dark	40.000	18	24Alp PsA	1.1660	9700.0	80	779	No
260	GOM_NL__2PRFIN20020424_132837_000000372005_00224_00779_0829.N1	24-APR-2002 13:28:37	Dark	37.000	172	Gam Gru	3.0030	13100.	74	779	No
261	GOM_NL__2PRFIN20020424_133024_000000382005_00224_00779_0830.N1	24-APR-2002 13:30:24	Dark	38.000	31	Alp Gru	1.7340	15200.	76	779	No
262	GOM_NL__2PRFIN20020424_133318_000000352005_00224_00779_0831.N1	24-APR-2002 13:33:18	Dark	34.500	148	Alp Tuc	2.8780	4100.0	69	779	No
263	GOM_NL__2PRFIN20020424_133542_000000372005_00225_00780_0798.N1	24-APR-2002 13:35:42	Dark	37.000	45	Alp Pav	1.9400	26000.	74	780	No
264	GOM_NL__2PRFIN20020424_133952_000000652005_00225_00780_0799.N1	24-APR-2002 13:39:52	Dark	64.500	103	38Zet Sgr	2.6000	9700.0	129	780	No
265	GOM_NL__2PRFIN20020424_134242_000000372005_00225_00780_0800.N1	24-APR-2002 13:42:42	Dark	36.500	43	Alp TrA	1.9100	4250.0	73	780	No
266	GOM_NL__2PRFIN20020424_134436_000000342005_00225_00780_0801.N1	24-APR-2002 13:44:36	Straylight	34.000	145	Gam TrA	2.8720	10600.	68	780	No
267	GOM_NL__2PRFIN20020424_134623_000000332005_00225_00780_0802.N1	24-APR-2002 13:46:23	Straylight	33.000	112	Alp Mus	2.6880	26000.	66	780	No
268	GOM_NL__2PRFIN20020424_134748_000000402005_00225_00780_0803.N1	24-APR-2002 13:47:48	Straylight	39.500	10	Bet Cen	0.61000	28000.	79	780	No
269	GOM_NL__2PRFIN20020424_134957_000000332005_00225_00780_0804.N1	24-APR-2002 13:49:57	Straylight	33.000	77	Eps Cen	2.3030	28000.	66	780	No
270	GOM_NL__2PRFIN20020424_135121_000000352005_00225_00780_0805.N1	24-APR-2002 13:51:21	Straylight	34.500	95	Zet Cen	2.5450	26000.	69	780	No
271	GOM_NL__2PRFIN20020424_135250_000000582005_00225_00780_0806.N1	24-APR-2002 13:52:50	Straylight	57.500	136	23Tau Sco	2.8220	30000.	115	780	No
272	GOM_NL__2PRFIN20020424_135434_000000592005_00225_00780_0807.N1	24-APR-2002 13:54:34	Twilight	58.500	156	20Sig Sco	2.9030	28000.	117	780	No
273	GOM_NL__2PRFIN20020424_135630_000000622005_00225_00780_0808.N1	24-APR-2002 13:56:30	Twilight	61.500	80	7Del Sco	2.3160	30000.	123	780	No
274	GOM_NL__2PRFIN20020424_135836_000000362005_00225_00780_0809.N1	24-APR-2002 13:58:36	Twilight	36.000	169	46Gam Hya	2.9910	4700.0	72	780	No
275	GOM_NL__2PRFIN20020424_140001_000000452005_00225_00780_0810.N1	24-APR-2002 14:00:01	Bright	44.500	122	9Alp2Lib	2.7470	9700.0	89	780	No
276	GOM_NL__2PRFIN20020424_140201_000000382005_00225_00780_0811.N1	24-APR-2002 14:02:01	Bright	38.000	15	67Alp Vir	0.97600	28000.	76	780	No
277	GOM_NL__2PRFIN20020424_140400_000001192005_00225_00780_0812.N1	24-APR-2002 14:04:00	Bright	119.00	98	13Zet Oph	2.5710	30000.	238	780	No
278	GOM_NL__2PRFIN20020424_140832_000000342005_00225_00780_0813.N1	24-APR-2002 14:08:32	Bright	33.500	138	47Eps Vir	2.8280	4700.0	67	780	No

279	GOM_NL__2PRFIN20020424_140958_000000322005_00225_00780_0814.N1	24-APR-2002 14:09:58	Bright	31.500	62	94Bet Leo	2.1360	9700.0	63	780	No
280	GOM_NL__2PRFIN20020424_141209_000000342005_00225_00780_0815.N1	24-APR-2002 14:12:09	Bright	34.000	96	68Del Leo	2.5600	9300.0	68	780	No
281	GOM_NL__2PRFIN20020424_141536_000000482005_00225_00780_0816.N1	24-APR-2002 14:15:36	Bright	47.500	83		2.3780	11000.	95	780	No
282	GOM_NL__2PRFIN20020424_142017_000000372005_00225_00780_0817.N1	24-APR-2002 14:20:17	Bright	37.000	39	85Eta UMa	1.8540	24000.	74	780	No
283	GOM_NL__2PRFIN20020424_142153_000000312005_00225_00780_0818.N1	24-APR-2002 14:21:53	Bright	31.000	82	48Bet UMa	2.3650	10600.	62	780	No
284	GOM_NL__2PRFIN20020424_142316_000000342005_00225_00780_0819.N1	24-APR-2002 14:23:16	Bright	34.000	36	50Alp UMa	1.8000	6300.0	68	780	No
285	GOM_NL__2PRFIN20020424_142812_000000382005_00225_00780_0820.N1	24-APR-2002 14:28:12	Bright	38.000	119	14Eta Dra	2.7270	4700.0	76	780	No
286	GOM_NL__2PRFIN20020424_143103_000000292005_00225_00780_0821.N1	24-APR-2002 14:31:03	Bright	29.000	49	1Alp UMi	1.9900	6300.0	58	780	No
287	GOM_NL__2PRFIN20020424_143341_000000622005_00225_00780_0822.N1	24-APR-2002 14:33:41	Bright	61.500	69	33Gam Dra	2.2310	3800.0	123	780	No
288	GOM_NL__2PRFIN20020424_143851_000000312005_00225_00780_0823.N1	24-APR-2002 14:38:51	Bright	31.000	76	27Gam Cas	2.3000	30000.	62	780	No
289	GOM_NL__2PRFIN20020424_144009_000000482005_00225_00780_0824.N1	24-APR-2002 14:40:09	Bright	48.000	68	18Alp Cas	2.2250	4500.0	96	780	No
290	GOM_NL__2PRFIN20020424_144226_000001322005_00225_00780_0825.N1	24-APR-2002 14:42:26	Bright	131.50	5	3Alp Lyr	0.033000	11000.	263	780	No
291	GOM_NL__2PRFIN20020424_144808_000000652005_00225_00780_0826.N1	24-APR-2002 14:48:08	Tw_i_and_stray	64.500	92	53Eps Cyg	2.5000	4500.0	129	780	No
292	GOM_NL__2PRFIN20020424_145246_000000402005_00225_00780_0827.N1	24-APR-2002 14:52:46	Tw_i_and_stray	40.000	90	54Alp Peg	2.4870	11000.	80	780	No
293	GOM_NL__2PRFIN20020424_145626_000000582005_00225_00780_0828.N1	24-APR-2002 14:56:26	Dark	58.000	61	8Eps Peg	2.1000	3900.0	116	780	No
294	GOM_NL__2PRFIN20020424_145853_000000472005_00225_00780_0829.N1	24-APR-2002 14:58:53	Dark	46.500	162	34Alp Aqr	2.9440	5350.0	93	780	No
295	GOM_NL__2PRFIN20020424_150203_000000502005_00225_00780_0830.N1	24-APR-2002 15:02:03	Dark	50.000	154	22Bet Aqr	2.8990	5700.0	100	780	No
296	GOM_NL__2PRFIN20020424_150521_000000402005_00225_00780_0831.N1	24-APR-2002 15:05:21	Dark	39.500	18	24Alp PsA	1.1660	9700.0	79	780	No
297	GOM_NL__2PRFIN20020424_150913_000000402005_00225_00780_0832.N1	24-APR-2002 15:09:13	Dark	39.500	172	Gam Gru	3.0030	13100.	79	780	No
298	GOM_NL__2PRFIN20020424_151100_000000402005_00225_00780_0833.N1	24-APR-2002 15:11:00	Dark	40.000	31	Alp Gru	1.7340	15200.	80	780	No
299	GOM_NL__2PRFIN20020424_151354_000000362005_00225_00780_0834.N1	24-APR-2002 15:13:54	Dark	35.500	148	Alp Tuc	2.8780	4100.0	71	780	No
300	GOM_NL__2PRFIN20020424_151618_000000362005_00226_00781_0798.N1	24-APR-2002 15:16:18	Dark	36.000	45	Alp Pav	1.9400	26000.	72	781	No
301	GOM_NL__2PRFIN20020424_152029_000000632005_00226_00781_0799.N1	24-APR-2002 15:20:29	Dark	62.500	103	38Zet Sgr	2.6000	9700.0	125	781	No
302	GOM_NL__2PRFIN20020424_152318_000000372005_00226_00781_0800.N1	24-APR-2002 15:23:18	Dark	36.500	43	Alp TrA	1.9100	4250.0	73	781	No
303	GOM_NL__2PRFIN20020424_152512_000000352005_00226_00781_0801.N1	24-APR-2002 15:25:12	Straylight	34.500	145	Gam TrA	2.8720	10600.	69	781	No
304	GOM_NL__2PRFIN20020424_152659_000000342005_00226_00781_0802.N1	24-APR-2002 15:26:59	Straylight	33.500	112	Alp Mus	2.6880	26000.	67	781	No
305	GOM_NL__2PRFIN20020424_152824_000000412005_00226_00781_0803.N1	24-APR-2002 15:28:24	Straylight	41.000	10	Bet Cen	0.61000	28000.	82	781	No
306	GOM_NL__2PRFIN20020424_153033_000000372005_00226_00781_0804.N1	24-APR-2002 15:30:33	Straylight	36.500	77	Eps Cen	2.3030	28000.	73	781	No
307	GOM_NL__2PRFIN20020424_153157_000000362005_00226_00781_0805.N1	24-APR-2002 15:31:57	Straylight	36.000	95	Zet Cen	2.5450	26000.	72	781	No
308	GOM_NL__2PRFIN20020424_153326_000000392005_00226_00781_0806.N1	24-APR-2002 15:33:26	Straylight	39.000	136	23Tau Sco	2.8220	30000.	78	781	No
309	GOM_NL__2PRFIN20020424_171109_000000382005_00227_00782_0798.N1	24-APR-2002 17:11:09	Dark	37.500	77	Eps Cen	2.3030	28000.	75	782	Yes
310	GOM_NL__2PRFIN20020424_171233_000000372005_00227_00782_0799.N1	24-APR-2002 17:12:33	Straylight	37.000	95	Zet Cen	2.5450	26000.	74	782	No
311	GOM_NL__2PRFIN20020424_171403_000000612005_00227_00782_0800.N1	24-APR-2002 17:14:03	Straylight	60.500	136	23Tau Sco	2.8220	30000.	121	782	No
312	GOM_NL__2PRFIN20020424_171547_000000602005_00227_00782_0801.N1	24-APR-2002 17:15:47	Tw_i_and_stray	60.000	156	20Sig Sco	2.9030	28000.	120	782	No
313	GOM_NL__2PRFIN20020424_171742_000000662005_00227_00782_0802.N1	24-APR-2002 17:17:42	Tw_i_and_stray	66.000	80	7Del Sco	2.3160	30000.	132	782	No
314	GOM_NL__2PRFIN20020424_171948_000000392005_00227_00782_0803.N1	24-APR-2002 17:19:48	Tw_i_and_stray	38.500	169	46Gam Hya	2.9910	4700.0	77	782	No
315	GOM_NL__2PRFIN20020424_172113_000000522005_00227_00782_0804.N1	24-APR-2002 17:21:13	Bright	51.500	122	9Alp2Lib	2.7470	9700.0	103	782	No
316	GOM_NL__2PRFIN20020424_172314_000000372005_00227_00782_0805.N1	24-APR-2002 17:23:14	Bright	36.500	15	67Alp Vir	0.97600	28000.	73	782	No
317	GOM_NL__2PRFIN20020424_172510_000001182005_00227_00782_0806.N1	24-APR-2002 17:25:10	Bright	118.00	98	13Zet Oph	2.5710	30000.	236	782	No
318	GOM_NL__2PRFIN20020424_172944_000000342005_00227_00782_0807.N1	24-APR-2002 17:29:44	Bright	33.500	138	47Eps Vir	2.8280	4700.0	67	782	No
319	GOM_NL__2PRFIN20020424_173110_000000322005_00227_00782_0808.N1	24-APR-2002 17:31:10	Bright	32.000	62	94Bet Leo	2.1360	9700.0	64	782	No
320	GOM_NL__2PRFIN20020424_173322_000000332005_00227_00782_0809.N1	24-APR-2002 17:33:22	Bright	32.500	96	68Del Leo	2.5600	9300.0	65	782	No
321	GOM_NL__2PRFIN20020424_173646_000000452005_00227_00782_0810.N1	24-APR-2002 17:36:46	Bright	45.000	83		2.3780	11000.	90	782	No
322	GOM_NL__2PRFIN20020424_173938_000000402005_00227_00782_0811.N1	24-APR-2002 17:39:38	Bright	40.000	180	27Gam Boo	3.0400	8000.0	80	782	No
323	GOM_NL__2PRFIN20020424_174128_000000362005_00227_00782_0812.N1	24-APR-2002 17:41:28	Bright	36.000	39	85Eta UMa	1.8540	24000.	72	782	No
324	GOM_NL__2PRFIN20020424_174305_000000322005_00227_00782_0813.N1	24-APR-2002 17:43:05	Bright	32.000	82	48Bet UMa	2.3650	10600.	64	782	No
325	GOM_NL__2PRFIN20020424_174428_000000322005_00227_00782_0814.N1	24-APR-2002 17:44:28	Bright	31.500	36	50Alp UMa	1.8000	6300.0	63	782	No
326	GOM_NL__2PRFIN20020424_174922_000000422005_00227_00782_0815.N1	24-APR-2002 17:49:22	Bright	41.500	119	14Eta Dra	2.7270	4700.0	83	782	No
327	GOM_NL__2PRFIN20020424_175215_000000342005_00227_00782_0816.N1	24-APR-2002 17:52:15	Bright	34.000	49	1Alp UMi	1.9900	6300.0	68	782	No
328	GOM_NL__2PRFIN20020424_175451_000000602005_00227_00782_0817.N1	24-APR-2002 17:54:51	Bright	60.000	69	33Gam Dra	2.2310	3800.0	120	782	No
329	GOM_NL__2PRFIN20020424_180004_000000302005_00227_00782_0818.N1	24-APR-2002 18:00:04	Bright	29.500	76	27Gam Cas	2.3000	30000.	59	782	No
330	GOM_NL__2PRFIN20020424_180121_000000302005_00227_00782_0819.N1	24-APR-2002 18:01:21	Bright	30.000	68	18Alp Cas	2.2250	4500.0	60	782	No
331	GOM_NL__2PRFIN20020424_180336_000001422005_00227_00782_0820.N1	24-APR-2002 18:03:36	Bright	141.50	5	3Alp Lyr	0.033000	11000.	283	782	No
332	GOM_NL__2PRFIN20020424_180920_000000622005_00227_00782_0821.N1	24-APR-2002 18:09:20	Tw_i_and_stray	61.500	92	53Eps Cyg	2.5000	4500.0	123	782	No
333	GOM_NL__2PRFIN20020424_181359_000000402005_00227_00782_0822.N1	24-APR-2002 18:13:59	Tw_i_and_stray	39.500	90	54Alp Peg	2.4870	11000.	79	782	No
334	GOM_NL__2PRFIN20020424_181739_000000562005_00227_00782_0823.N1	24-APR-2002 18:17:39	Dark	56.000	61	8Eps Peg	2.1000	3900.0	112	782	No
335	GOM_NL__2PRFIN20020424_182006_000000442005_00227_00782_0824.N1	24-APR-2002 18:20:06	Dark	44.000	162	34Alp Aqr	2.9440	5350.0	88	782	No
336	GOM_NL__2PRFIN20020424_182316_000000512005_00227_00782_0825.N1	24-APR-2002 18:23:16	Dark	51.000	154	22Bet Aqr	2.8990	5700.0	102	782	No
337	GOM_NL__2PRFIN20020424_182634_000000412005_00227_00782_0826.N1	24-APR-2002 18:26:34	Dark	41.000	18	24Alp PsA	1.1660	9700.0	82	782	No

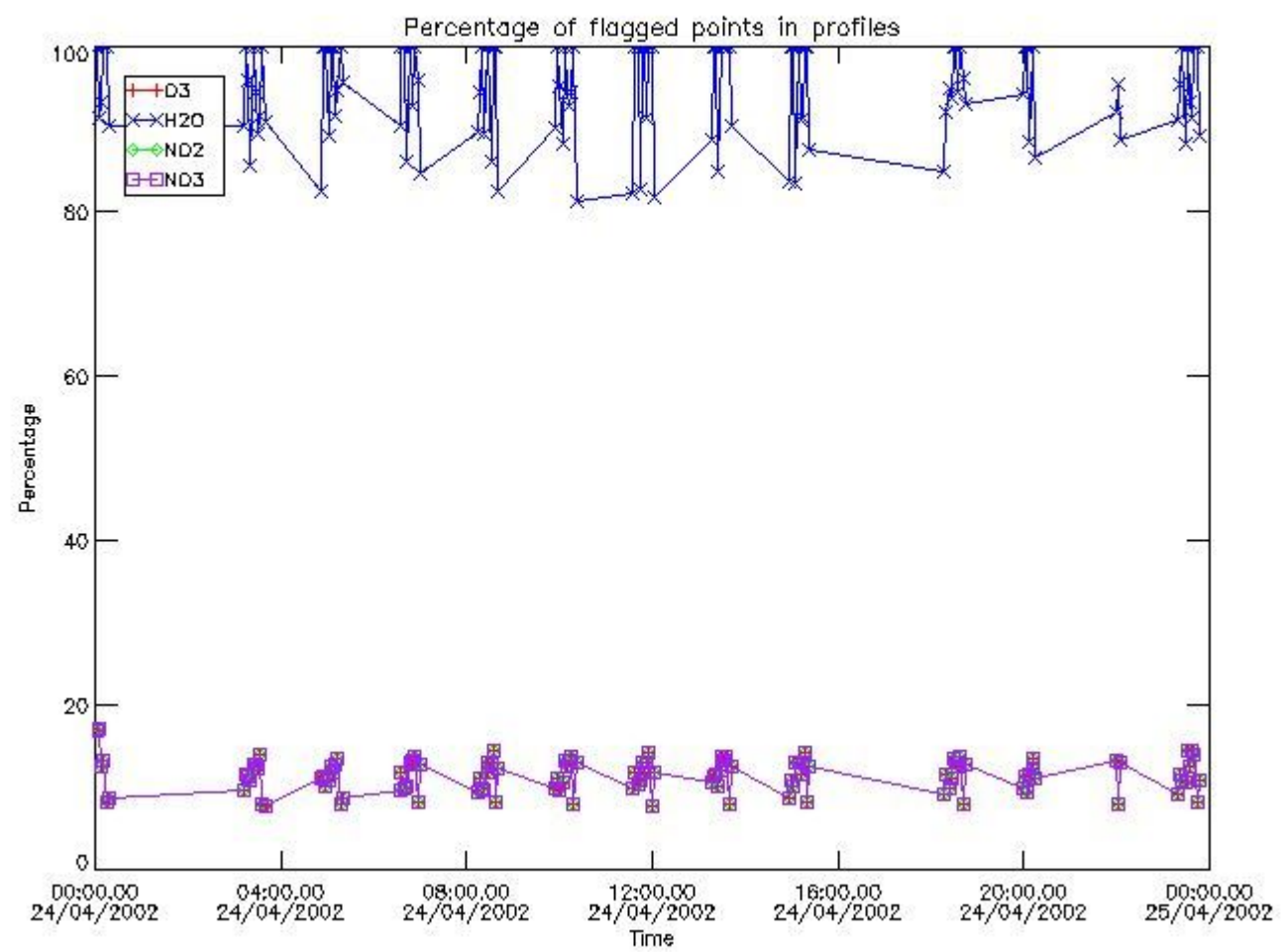
338	GOM_NL__2PRFIN20020424_183027_000000382005_00227_00782_0827.N1	24-APR-2002 18:30:27	Dark	37.500	172	Gam Gru	3.0030	13100.	75	782	No
339	GOM_NL__2PRFIN20020424_183213_000000402005_00227_00782_0828.N1	24-APR-2002 18:32:13	Dark	39.500	31	Alp Gru	1.7340	15200.	79	782	No
340	GOM_NL__2PRFIN20020424_183507_000000372005_00227_00782_0829.N1	24-APR-2002 18:35:07	Dark	36.500	148	Alp Tuc	2.8780	4100.0	73	782	No
341	GOM_NL__2PRFIN20020424_183731_000000372005_00228_00783_0798.N1	24-APR-2002 18:37:31	Dark	37.000	45	Alp Pav	1.9400	26000.	74	783	No
342	GOM_NL__2PRFIN20020424_184145_000000642005_00228_00783_0799.N1	24-APR-2002 18:41:45	Dark	63.500	103	38Zet Sgr	2.6000	9700.0	127	783	No
343	GOM_NL__2PRFIN20020424_184431_000000362005_00228_00783_0800.N1	24-APR-2002 18:44:31	Dark	36.000	43	Alp TrA	1.9100	4250.0	72	783	No
344	GOM_NL__2PRFIN20020424_184625_000000332005_00228_00783_0801.N1	24-APR-2002 18:46:25	Straylight	33.000	145	Gam TrA	2.8720	10600.	66	783	No
345	GOM_NL__2PRFIN20020424_184811_000000332005_00228_00783_0802.N1	24-APR-2002 18:48:11	Straylight	32.500	112	Alp Mus	2.6880	26000.	65	783	No
346	GOM_NL__2PRFIN20020424_184937_000000352005_00228_00783_0803.N1	24-APR-2002 18:49:37	Straylight	35.000	10	Bet Cen	0.61000	28000.	70	783	No
347	GOM_NL__2PRFIN20020424_185146_000000342005_00228_00783_0804.N1	24-APR-2002 18:51:46	Straylight	34.000	77	Eps Cen	2.3030	28000.	68	783	No
348	GOM_NL__2PRFIN20020424_185310_000000372005_00228_00783_0805.N1	24-APR-2002 18:53:10	Straylight	36.500	95	Zet Cen	2.5450	26000.	73	783	No
349	GOM_NL__2PRFIN20020424_185440_000000602005_00228_00783_0806.N1	24-APR-2002 18:54:40	Straylight	59.500	136	23Tau Sco	2.8220	30000.	119	783	No
350	GOM_NL__2PRFIN20020424_185624_000000612005_00228_00783_0807.N1	24-APR-2002 18:56:24	Twi_and_stray	60.500	156	20Sig Sco	2.9030	28000.	121	783	No
351	GOM_NL__2PRFIN20020424_185819_000000612005_00228_00783_0808.N1	24-APR-2002 18:58:19	Twi_and_stray	60.500	80	7Del Sco	2.3160	30000.	121	783	No
352	GOM_NL__2PRFIN20020424_190024_000000392005_00228_00783_0809.N1	24-APR-2002 19:00:24	Twi_and_stray	38.500	169	46Gam Hya	2.9910	4700.0	77	783	No
353	GOM_NL__2PRFIN20020424_190149_000000472005_00228_00783_0810.N1	24-APR-2002 19:01:49	Bright	46.500	122	9Alp2Lib	2.7470	9700.0	93	783	No
354	GOM_NL__2PRFIN20020424_190350_000000372005_00228_00783_0811.N1	24-APR-2002 19:03:50	Bright	36.500	15	67Alp Vir	0.97600	28000.	73	783	No
355	GOM_NL__2PRFIN20020424_190545_000001122005_00228_00783_0812.N1	24-APR-2002 19:05:45	Bright	112.00	98	13Zet Oph	2.5710	30000.	224	783	No
356	GOM_NL__2PRFIN20020424_191020_000000342005_00228_00783_0813.N1	24-APR-2002 19:10:20	Bright	33.500	138	47Eps Vir	2.8280	4700.0	67	783	No
357	GOM_NL__2PRFIN20020424_191147_000000322005_00228_00783_0814.N1	24-APR-2002 19:11:47	Bright	32.000	62	94Bet Leo	2.1360	9700.0	64	783	No
358	GOM_NL__2PRFIN20020424_191358_000000332005_00228_00783_0815.N1	24-APR-2002 19:13:58	Bright	33.000	96	68Del Leo	2.5600	9300.0	66	783	No
359	GOM_NL__2PRFIN20020424_191721_000000462005_00228_00783_0816.N1	24-APR-2002 19:17:21	Bright	46.000	83		2.3780	11000.	92	783	No
360	GOM_NL__2PRFIN20020424_192204_000000382005_00228_00783_0817.N1	24-APR-2002 19:22:04	Bright	37.500	39	85Eta UMa	1.8540	24000.	75	783	No
361	GOM_NL__2PRFIN20020424_192341_000000332005_00228_00783_0818.N1	24-APR-2002 19:23:41	Bright	33.000	82	48Bet UMa	2.3650	10600.	66	783	No
362	GOM_NL__2PRFIN20020424_192505_000000362005_00228_00783_0819.N1	24-APR-2002 19:25:05	Bright	35.500	36	50Alp UMa	1.8000	6300.0	71	783	No
363	GOM_NL__2PRFIN20020424_192958_000000422005_00228_00783_0820.N1	24-APR-2002 19:29:58	Bright	41.500	119	14Eta Dra	2.7270	4700.0	83	783	No
364	GOM_NL__2PRFIN20020424_193251_000000342005_00228_00783_0821.N1	24-APR-2002 19:32:51	Bright	33.500	49	1Alp UMi	1.9900	6300.0	67	783	No
365	GOM_NL__2PRFIN20020424_193526_000000612005_00228_00783_0822.N1	24-APR-2002 19:35:26	Bright	60.500	69	33Gam Dra	2.2310	3800.0	121	783	No
366	GOM_NL__2PRFIN20020424_194040_000000312005_00228_00783_0823.N1	24-APR-2002 19:40:40	Bright	31.000	76	27Gam Cas	2.3000	30000.	62	783	No
367	GOM_NL__2PRFIN20020424_194157_000000332005_00228_00783_0824.N1	24-APR-2002 19:41:57	Bright	32.500	68	18Alp Cas	2.2250	4500.0	65	783	No
368	GOM_NL__2PRFIN20020424_194410_000001402005_00228_00783_0825.N1	24-APR-2002 19:44:10	Bright	139.50	5	3Alp Lyr	0.033000	11000.	279	783	No
369	GOM_NL__2PRFIN20020424_194956_000000642005_00228_00783_0826.N1	24-APR-2002 19:49:56	Twi_and_stray	64.000	92	53Eps Cyg	2.5000	4500.0	128	783	No
370	GOM_NL__2PRFIN20020424_195435_000000402005_00228_00783_0827.N1	24-APR-2002 19:54:35	Twi_and_stray	40.000	90	54Alp Peg	2.4870	11000.	80	783	No
371	GOM_NL__2PRFIN20020424_195816_000000522005_00228_00783_0828.N1	24-APR-2002 19:58:16	Dark	52.000	61	8Eps Peg	2.1000	3900.0	104	783	No
372	GOM_NL__2PRFIN20020424_200043_000000452005_00228_00783_0829.N1	24-APR-2002 20:00:43	Dark	45.000	162	34Alp Aqr	2.9440	5350.0	90	783	No
373	GOM_NL__2PRFIN20020424_200353_000000542005_00228_00783_0830.N1	24-APR-2002 20:03:53	Dark	54.000	154	22Bet Aqr	2.8990	5700.0	108	783	No
374	GOM_NL__2PRFIN20020424_200710_000000402005_00228_00783_0831.N1	24-APR-2002 20:07:10	Dark	39.500	18	24Alp PsA	1.1660	9700.0	79	783	No
375	GOM_NL__2PRFIN20020424_201103_000000382005_00228_00783_0832.N1	24-APR-2002 20:11:03	Dark	37.500	172	Gam Gru	3.0030	13100.	75	783	No
376	GOM_NL__2PRFIN20020424_201249_000000382005_00228_00783_0833.N1	24-APR-2002 20:12:49	Dark	37.500	31	Alp Gru	1.7340	15200.	75	783	No
377	GOM_NL__2PRFIN20020424_201543_000000412005_00228_00783_0834.N1	24-APR-2002 20:15:43	Dark	40.500	148	Alp Tuc	2.8780	4100.0	81	783	No
378	GOM_NL__2PRFIN20020424_215844_000000392005_00230_00785_0799.N1	24-APR-2002 21:58:44	Dark	38.500	45	Alp Pav	1.9400	26000.	77	785	No
379	GOM_NL__2PRFIN20020424_220300_000000652005_00230_00785_0800.N1	24-APR-2002 22:03:00	Dark	65.000	103	38Zet Sgr	2.6000	9700.0	130	785	No
380	GOM_NL__2PRFIN20020424_220544_000000362005_00230_00785_0801.N1	24-APR-2002 22:05:44	Dark	35.500	43	Alp TrA	1.9100	4250.0	71	785	No
381	GOM_NL__2PRFIN20020424_220738_000000342005_00230_00785_0802.N1	24-APR-2002 22:07:38	Straylight	33.500	145	Gam TrA	2.8720	10600.	67	785	No
382	GOM_NL__2PRFIN20020424_220923_000000332005_00230_00785_0803.N1	24-APR-2002 22:09:23	Straylight	32.500	112	Alp Mus	2.6880	26000.	65	785	No
383	GOM_NL__2PRFIN20020424_221049_000000382005_00230_00785_0804.N1	24-APR-2002 22:10:49	Straylight	37.500	10	Bet Cen	0.61000	28000.	75	785	No
384	GOM_NL__2PRFIN20020424_221258_000000372005_00230_00785_0805.N1	24-APR-2002 22:12:58	Straylight	37.000	77	Eps Cen	2.3030	28000.	74	785	No
385	GOM_NL__2PRFIN20020424_221422_000000342005_00230_00785_0806.N1	24-APR-2002 22:14:22	Straylight	34.000	95	Zet Cen	2.5450	26000.	68	785	No
386	GOM_NL__2PRFIN20020424_221553_000000582005_00230_00785_0807.N1	24-APR-2002 22:15:53	Straylight	57.500	136	23Tau Sco	2.8220	30000.	115	785	No
387	GOM_NL__2PRFIN20020424_221737_000000592005_00230_00785_0808.N1	24-APR-2002 22:17:37	Twi_and_stray	58.500	156	20Sig Sco	2.9030	28000.	117	785	No
388	GOM_NL__2PRFIN20020424_221932_000000632005_00230_00785_0809.N1	24-APR-2002 22:19:32	Twi_and_stray	63.000	80	7Del Sco	2.3160	30000.	126	785	No
389	GOM_NL__2PRFIN20020424_222137_000000362005_00230_00785_0810.N1	24-APR-2002 22:21:37	Twi_and_stray	35.500	169	46Gam Hya	2.9910	4700.0	71	785	No
390	GOM_NL__2PRFIN20020424_222301_000000472005_00230_00785_0811.N1	24-APR-2002 22:23:01	Bright	46.500	122	9Alp2Lib	2.7470	9700.0	93	785	No
391	GOM_NL__2PRFIN20020424_222502_000000372005_00230_00785_0812.N1	24-APR-2002 22:25:02	Bright	36.500	15	67Alp Vir	0.97600	28000.	73	785	No
392	GOM_NL__2PRFIN20020424_222655_000001162005_00230_00785_0813.N1	24-APR-2002 22:26:55	Bright	116.00	98	13Zet Oph	2.5710	30000.	232	785	No
393	GOM_NL__2PRFIN20020424_223132_000000332005_00230_00785_0814.N1	24-APR-2002 22:31:32	Bright	33.000	138	47Eps Vir	2.8280	4700.0	66	785	No
394	GOM_NL__2PRFIN20020424_223259_000000332005_00230_00785_0815.N1	24-APR-2002 22:32:59	Bright	32.500	62	94Bet Leo	2.1360	9700.0	65	785	No
395	GOM_NL__2PRFIN20020424_223511_000000342005_00230_00785_0816.N1	24-APR-2002 22:35:11	Bright	33.500	96	68Del Leo	2.5600	9300.0	67	785	No
396	GOM_NL__2PRFIN20020424_223832_000000422005_00230_00785_0817.N1	24-APR-2002 22:38:32	Bright	42.000	83		2.3780	11000.	84	785	No

397	GOM_NL__2PRFIN20020424_224315_000000382005_00230_00785_0818.N1	24-APR-2002 22:43:15	Bright	37.500	39	85Eta UMa	1.8540	24000.	75	785	No
398	GOM_NL__2PRFIN20020424_224453_000000342005_00230_00785_0819.N1	24-APR-2002 22:44:53	Bright	34.000	82	48Bet UMa	2.3650	10600.	68	785	No
399	GOM_NL__2PRFIN20020424_224617_000000332005_00230_00785_0820.N1	24-APR-2002 22:46:17	Bright	32.500	36	50Alp UMa	1.8000	6300.0	65	785	No
400	GOM_NL__2PRFIN20020424_225108_000000412005_00230_00785_0821.N1	24-APR-2002 22:51:08	Bright	41.000	119	14Eta Dra	2.7270	4700.0	82	785	No
401	GOM_NL__2PRFIN20020424_225403_000000302005_00230_00785_0822.N1	24-APR-2002 22:54:03	Bright	30.000	49	1Alp UMi	1.9900	6300.0	60	785	No
402	GOM_NL__2PRFIN20020424_225635_000000592005_00230_00785_0823.N1	24-APR-2002 22:56:35	Bright	58.500	69	33Gam Dra	2.2310	3800.0	117	785	No
403	GOM_NL__2PRFIN20020424_230152_000000482005_00230_00785_0824.N1	24-APR-2002 23:01:52	Bright	48.000	76	27Gam Cas	2.3000	30000.	96	785	No
404	GOM_NL__2PRFIN20020424_230309_000000312005_00230_00785_0825.N1	24-APR-2002 23:03:09	Bright	31.000	68	18Alp Cas	2.2250	4500.0	62	785	No
405	GOM_NL__2PRFIN20020424_230520_000001402005_00230_00785_0826.N1	24-APR-2002 23:05:20	Bright	139.50	5	3Alp Lyr	0.033000	11000.	279	785	No
406	GOM_NL__2PRFIN20020424_231108_000000642005_00230_00785_0827.N1	24-APR-2002 23:11:08	Twilight	63.500	92	53Eps Cyg	2.5000	4500.0	127	785	No
407	GOM_NL__2PRFIN20020424_231548_000000412005_00230_00785_0828.N1	24-APR-2002 23:15:48	Twilight	40.500	90	54Alp Peg	2.4870	11000.	81	785	No
408	GOM_NL__2PRFIN20020424_231929_000000562005_00230_00785_0829.N1	24-APR-2002 23:19:29	Dark	56.000	61	8Eps Peg	2.1000	3900.0	112	785	No
409	GOM_NL__2PRFIN20020424_232156_000000452005_00230_00785_0830.N1	24-APR-2002 23:21:56	Dark	44.500	162	34Alp Aqr	2.9440	5350.0	89	785	No
410	GOM_NL__2PRFIN20020424_232507_000000472005_00230_00785_0831.N1	24-APR-2002 23:25:07	Dark	47.000	154	22Bet Aqr	2.8990	5700.0	94	785	No
411	GOM_NL__2PRFIN20020424_232823_000000432005_00230_00785_0832.N1	24-APR-2002 23:28:23	Dark	43.000	18	24Alp PsA	1.1660	9700.0	86	785	No
412	GOM_NL__2PRFIN20020424_233216_000000352005_00230_00785_0833.N1	24-APR-2002 23:32:16	Dark	35.000	172	Gam Gru	3.0030	13100.	70	785	No
413	GOM_NL__2PRFIN20020424_233402_000000372005_00230_00785_0834.N1	24-APR-2002 23:34:02	Dark	37.000	31	Alp Gru	1.7340	15200.	74	785	No
414	GOM_NL__2PRFIN20020424_233656_000000362005_00230_00785_0835.N1	24-APR-2002 23:36:56	Dark	35.500	148	Alp Tuc	2.8780	4100.0	71	785	No
415	GOM_NL__2PRFIN20020424_233921_000000372005_00231_00786_0799.N1	24-APR-2002 23:39:21	Dark	36.500	45	Alp Pav	1.9400	26000.	73	786	No
416	GOM_NL__2PRFIN20020424_234338_000000632005_00231_00786_0800.N1	24-APR-2002 23:43:38	Dark	63.000	103	38Zet Sgr	2.6000	9700.0	126	786	No
417	GOM_NL__2PRFIN20020424_234620_000000382005_00231_00786_0801.N1	24-APR-2002 23:46:20	Dark	37.500	43	Alp TrA	1.9100	4250.0	75	786	No
418	GOM_NL__2PRFIN20020424_234814_000000342005_00231_00786_0802.N1	24-APR-2002 23:48:14	Straylight	34.000	145	Gam TrA	2.8720	10600.	68	786	No
419	GOM_NL__2PRFIN20020424_234959_000000342005_00231_00786_0803.N1	24-APR-2002 23:49:59	Straylight	33.500	112	Alp Mus	2.6880	26000.	67	786	No
420	GOM_NL__2PRFIN20020424_235125_000000402005_00231_00786_0804.N1	24-APR-2002 23:51:25	Straylight	40.000	10	Bet Cen	0.61000	28000.	80	786	No
421	GOM_NL__2PRFIN20020424_235334_000000362005_00231_00786_0805.N1	24-APR-2002 23:53:34	Straylight	36.000	77	Eps Cen	2.3030	28000.	72	786	No
422	GOM_NL__2PRFIN20020424_235458_000000362005_00231_00786_0806.N1	24-APR-2002 23:54:58	Straylight	35.500	95	Zet Cen	2.5450	26000.	71	786	No
423	GOM_NL__2PRFIN20020424_235630_000000592005_00231_00786_0807.N1	24-APR-2002 23:56:30	Straylight	59.000	136	23Tau Sco	2.8220	30000.	118	786	No
424	GOM_NL__2PRFIN20020424_235813_000000562005_00231_00786_0808.N1	24-APR-2002 23:58:13	Twilight	56.000	156	20Sig Sco	2.9030	28000.	112	786	No

3. Quality information per product

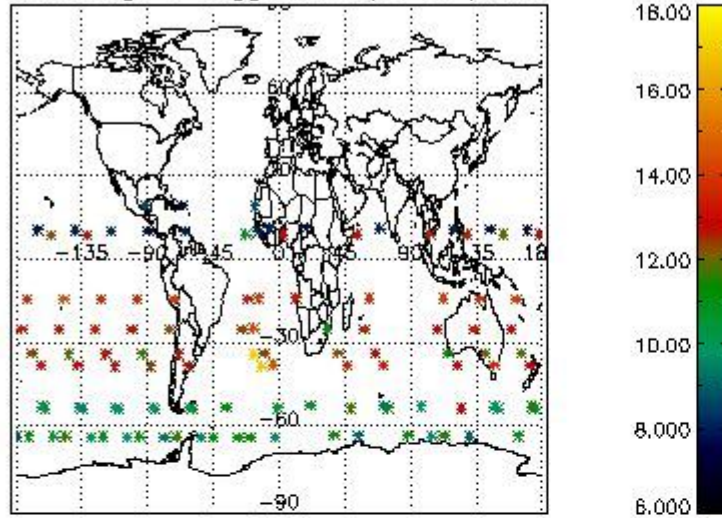
In this section it is plotted some information contained in the Quality Summary data set of the level 2 products. Only products in dark limb conditions and without errors (error flag in the MPH set to "0") are used.

3.1 Plot quality information per product (time dependant)

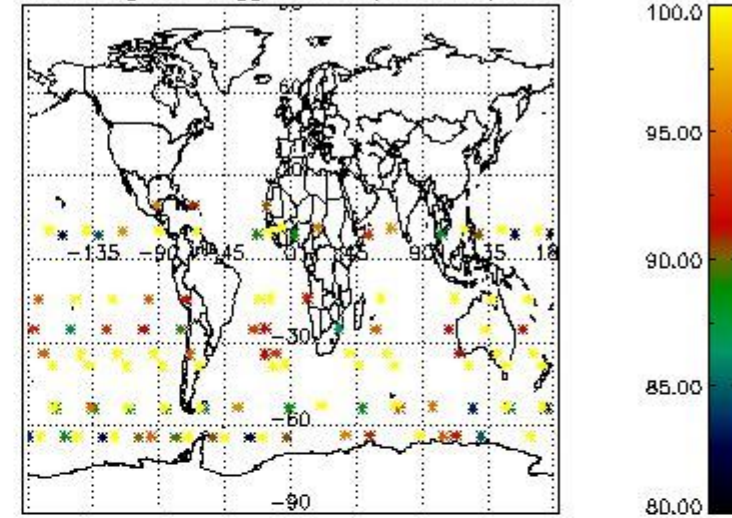


3.2 Plot quality information per product (world map)

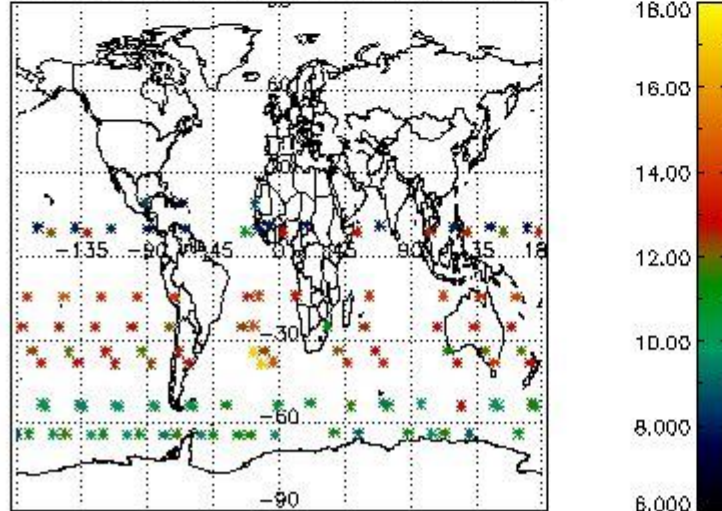
Percentage of flagged data per O3 profile



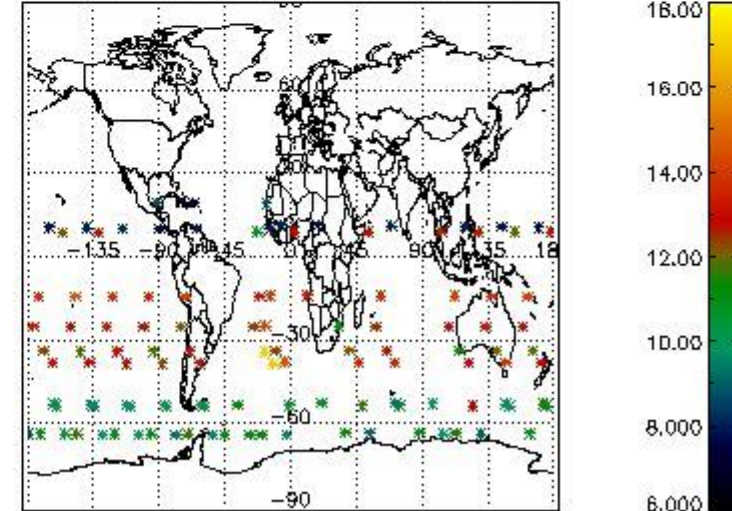
Percentage of flagged data per H2O profile



Percentage of flagged data per NO2 profile



Percentage of flagged data per NO3 profile

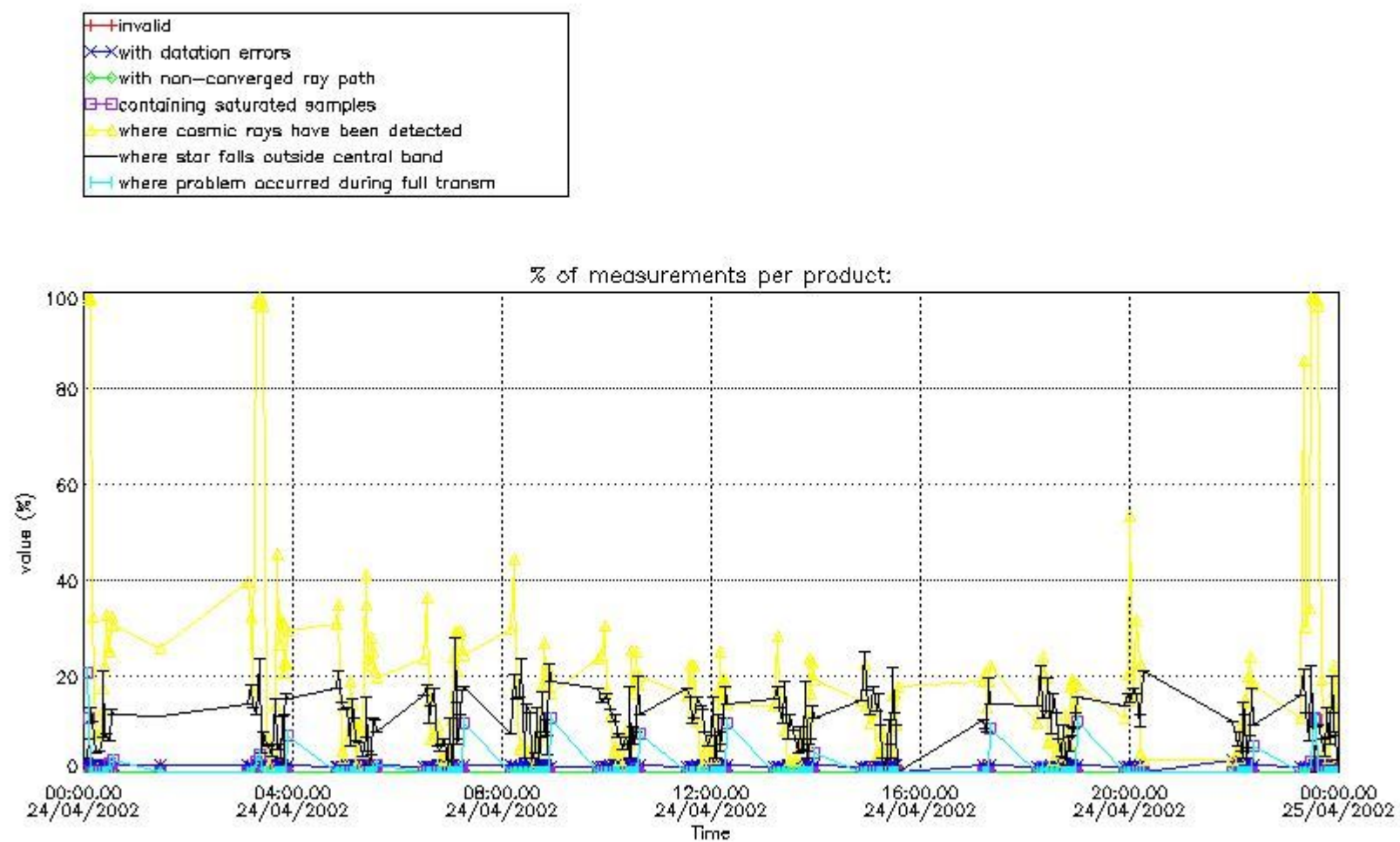


4. Level 1 quality information per product

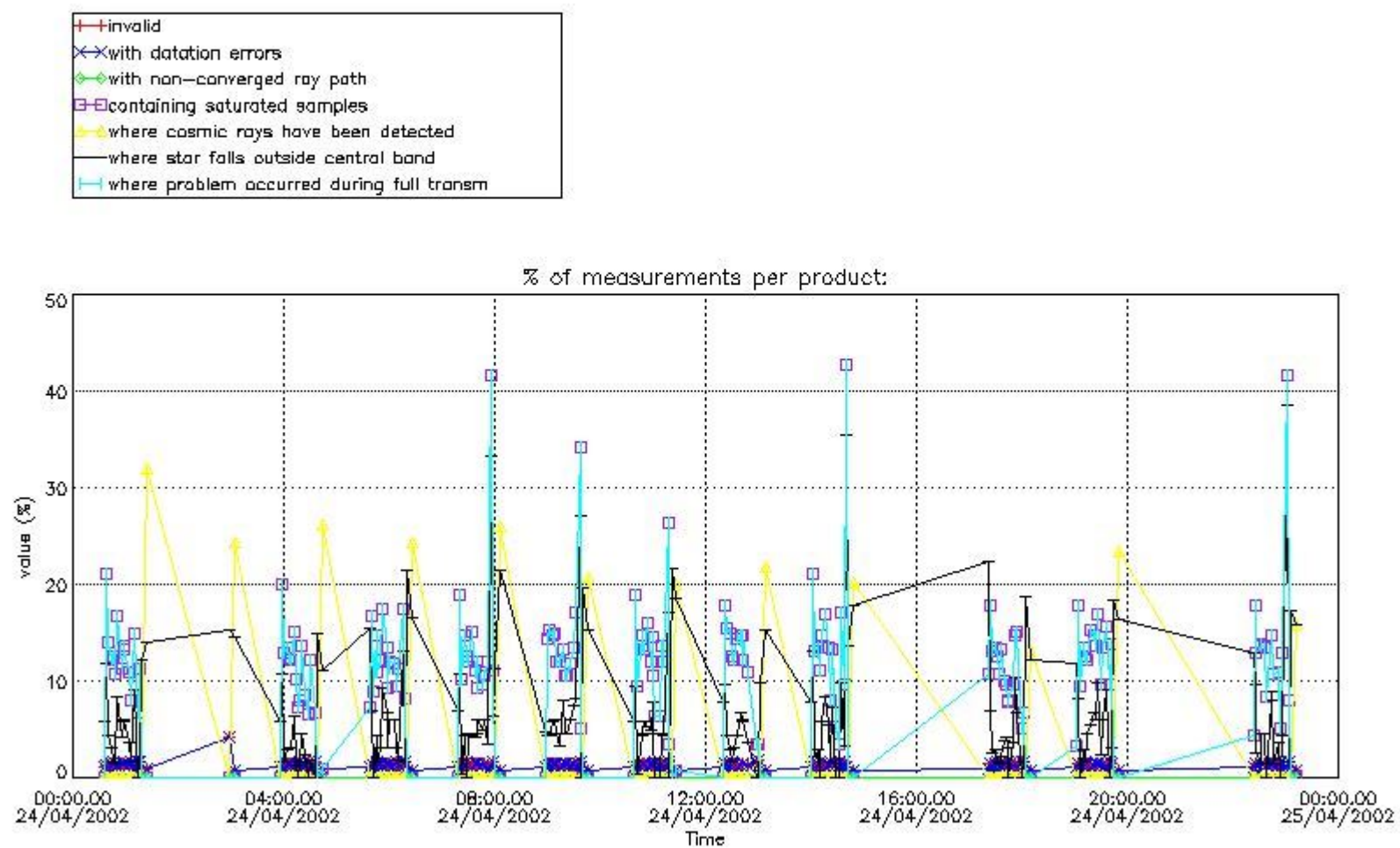
In this section it is plotted some information contained in the Quality Summary data set of the level 2 products that comes from the level 1b processing. Products without errors (error flag in the MPH set to "0") are used.

4.1 Plot quality information per product (time dependant) coming from level 1b processing

4.1.1 Plot level 1 quality information per product (time dependant): ENVISAT ASCENDING passes



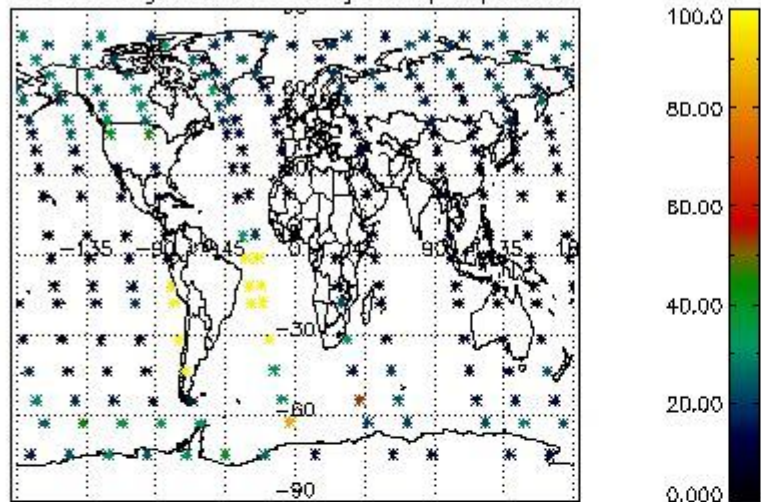
4.1.2 Plot level 1 quality information per product (time dependant): ENVI SAT DESCENDING passes



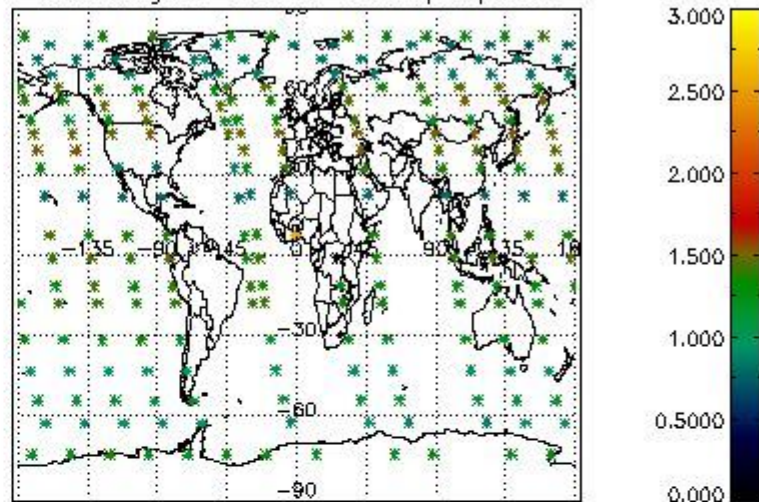
4.2 Plot quality information per product coming from level 1b processing (world map)

4.2.1 Plot level 1 quality information per product (world map): ENVISAT ASCENDING passes

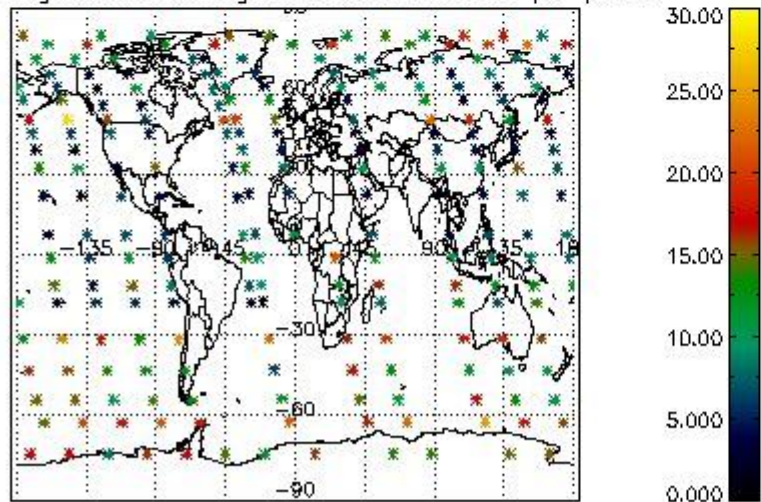
Percentage of cosmic ray hits per profile



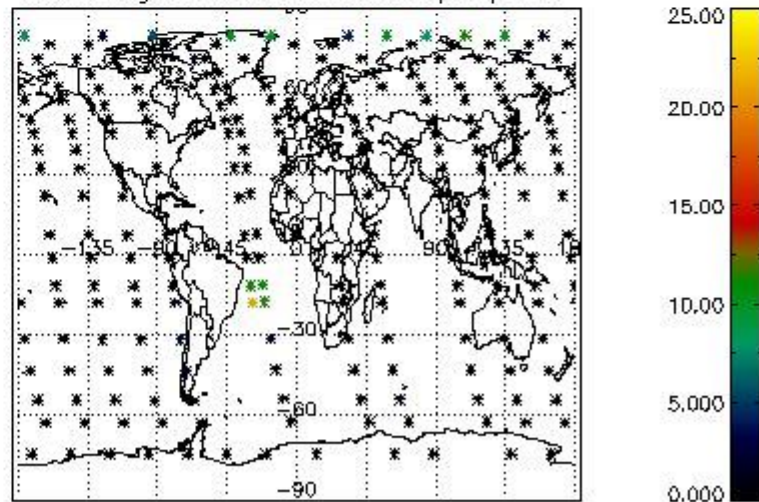
Percentage of datation errors per profile



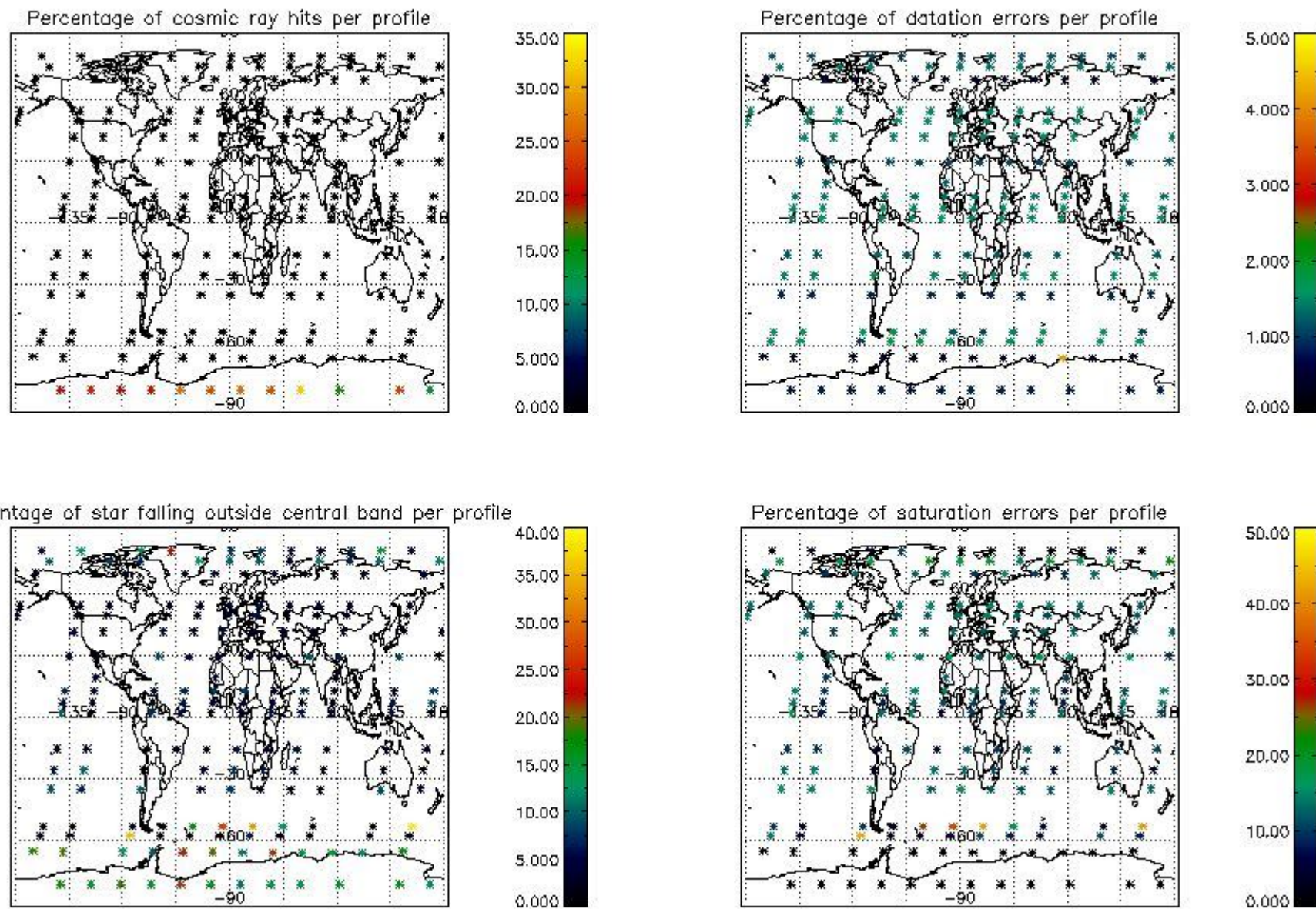
Percentage of star falling outside central band per profile



Percentage of saturation errors per profile



4.2.2 Plot level 1 quality information per product (world map): ENVISAT DESCENDING passes



5. Trace gas profiles

5.1 Ozone statistics based on quality of products

The final quality of the products can be "measured" using the STD (Standard Deviation) attached to every point profile. This information is written to the parameter GOM_NL__2P/NL_LOCAL_SPECIES_DENSITY/o3_std of the level 2 products. The table below shows the statistics for given STD ranges.

The statistics are given with respect to the overall valid production:

- Products without fatal errors: GOM_NL__2P/MPH/PRODUCT_ERR=0
- Valid point profile: GOM_NL__2P/NL_LOCAL_SPECIES_DENSITY/pcd(0)=0

The 'Criteria' is applied to valid points of dark limb products:

- Products in dark limb illumination condition: GOM_NL__2P/NL_SUMMARY_QUALITY/obs_ill_cond=0
- Products without fatal errors: GOM_NL__2P/MPH/PRODUCT_ERR=0
- Valid point profile: GOM_NL__2P/NL_LOCAL_SPECIES_DENSITY/pcd(0)=0

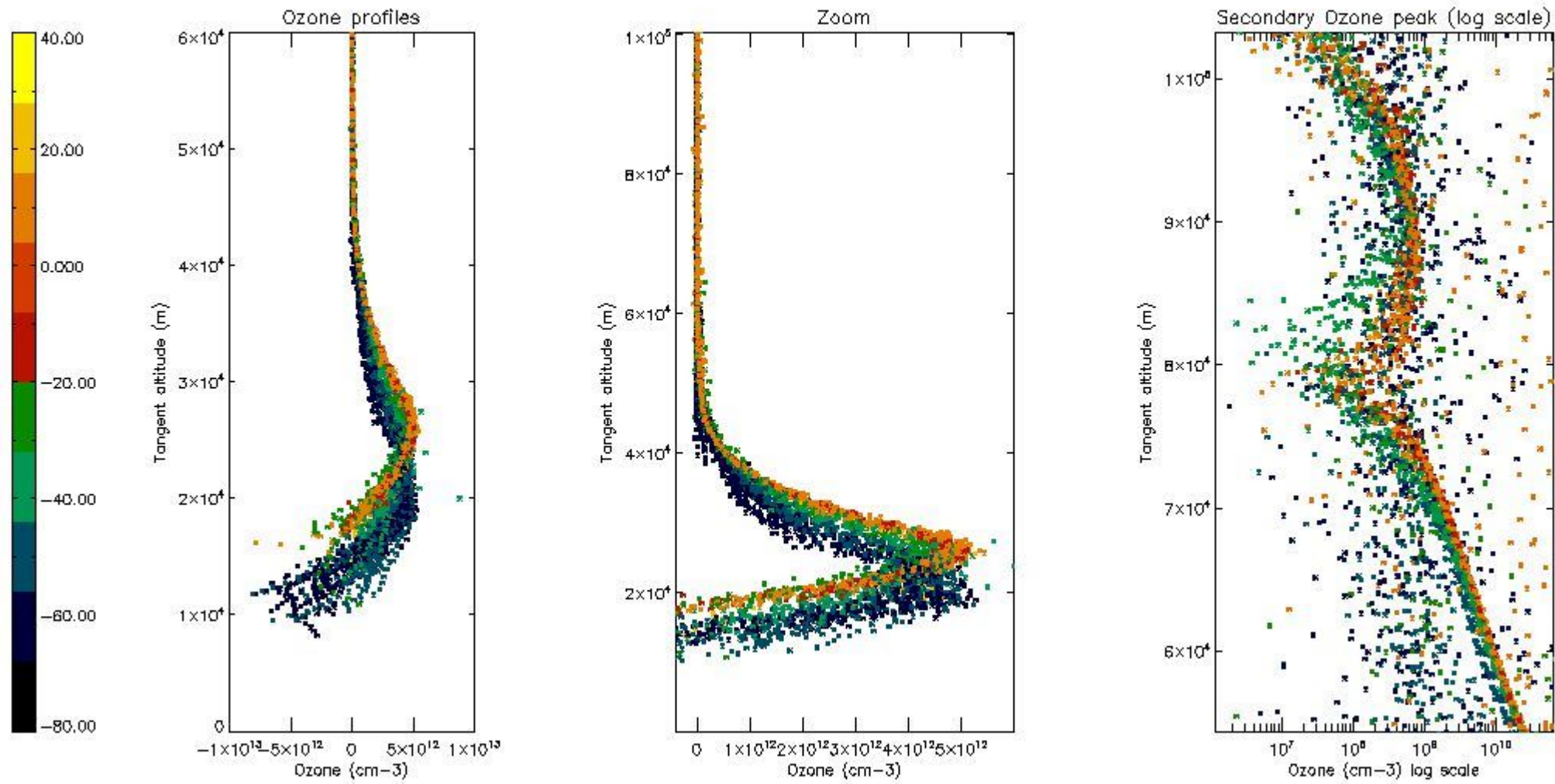
So, the table below shows the percentage of dark limb and valid observations for each criteria with respect to the overall valid daily observations.

Criteria	% of total production
All STD	26
STD < 20	15

STD < 10	11
STD < 5	7

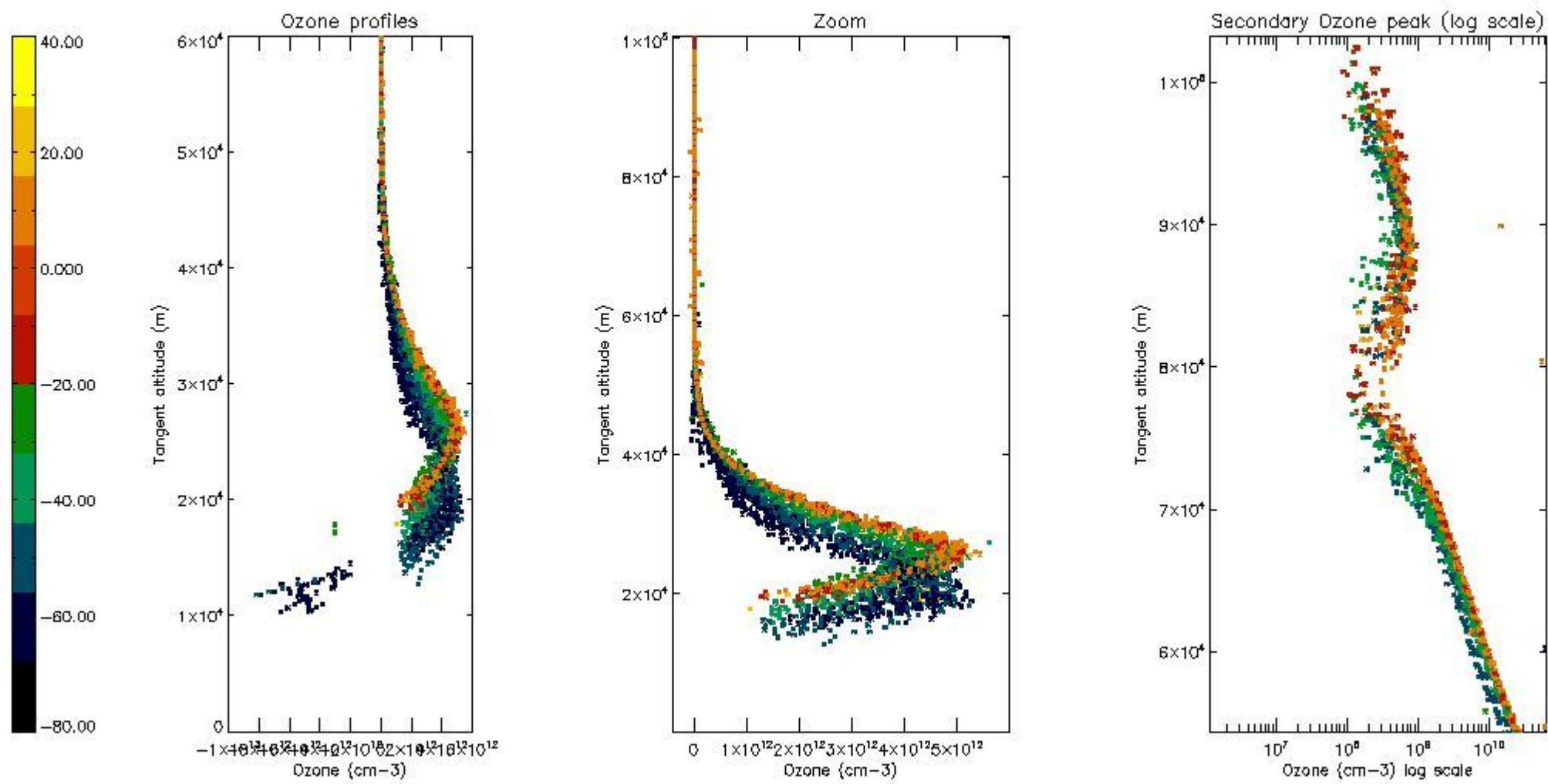
5.2 Plot ozone profiles for all STD (dark without errors)

The colorbar represents the latitude.



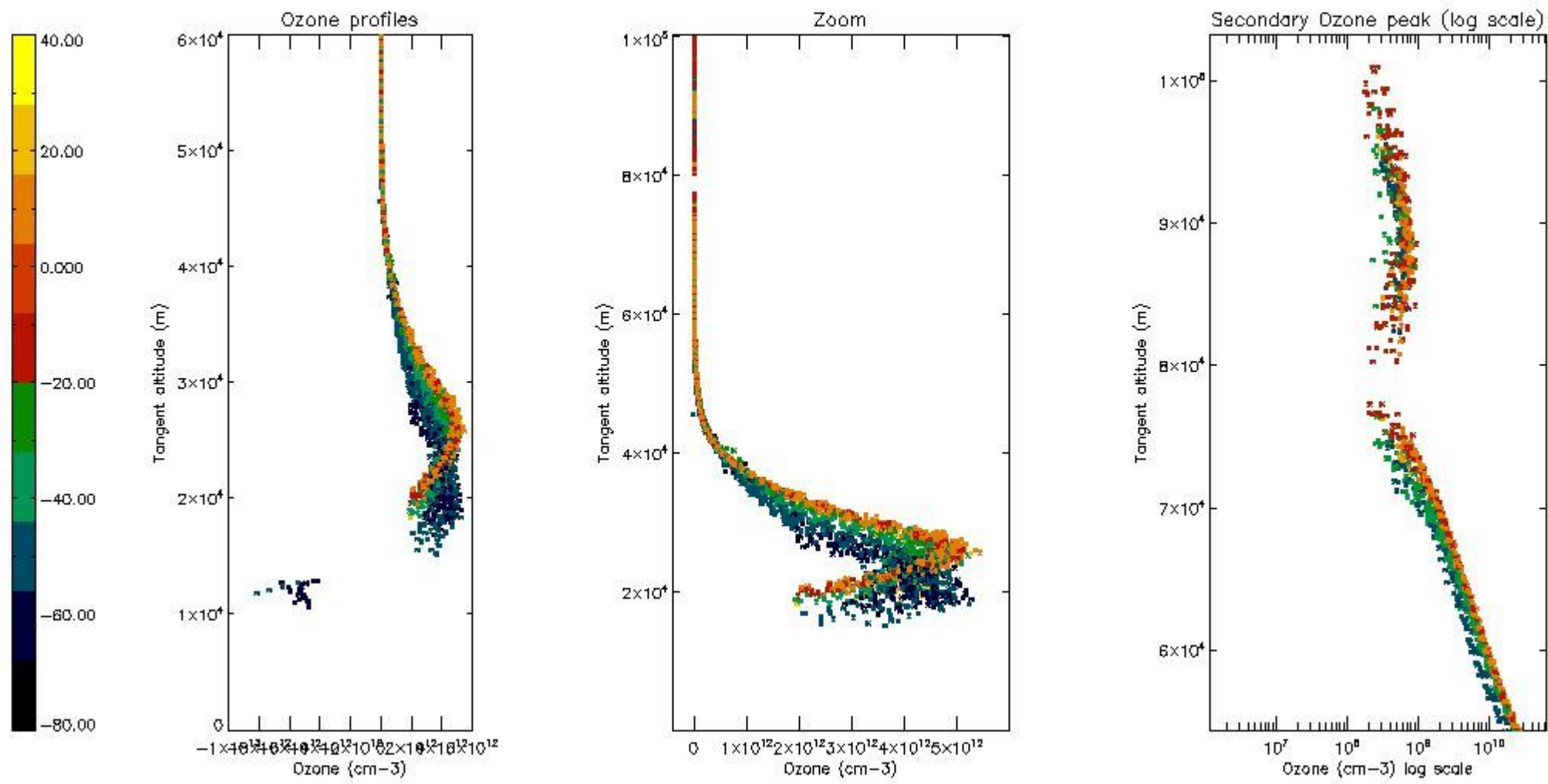
5.3 Plot ozone profiles where STD < 20% (dark without errors)

The colorbar represents the latitude.



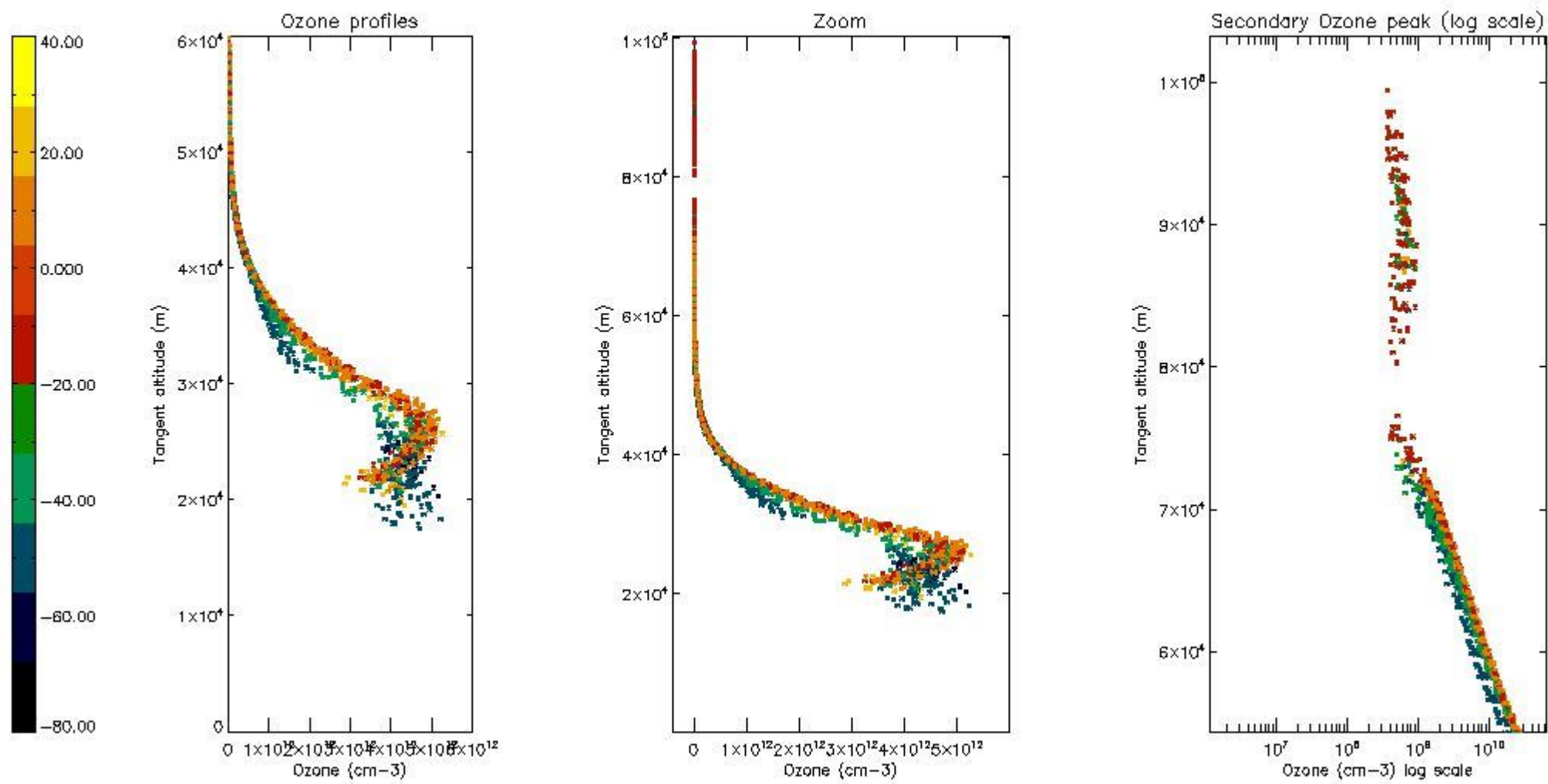
5.4 Plot ozone profiles where STD < 10% (dark without errors)

The colorbar represents the latitude.



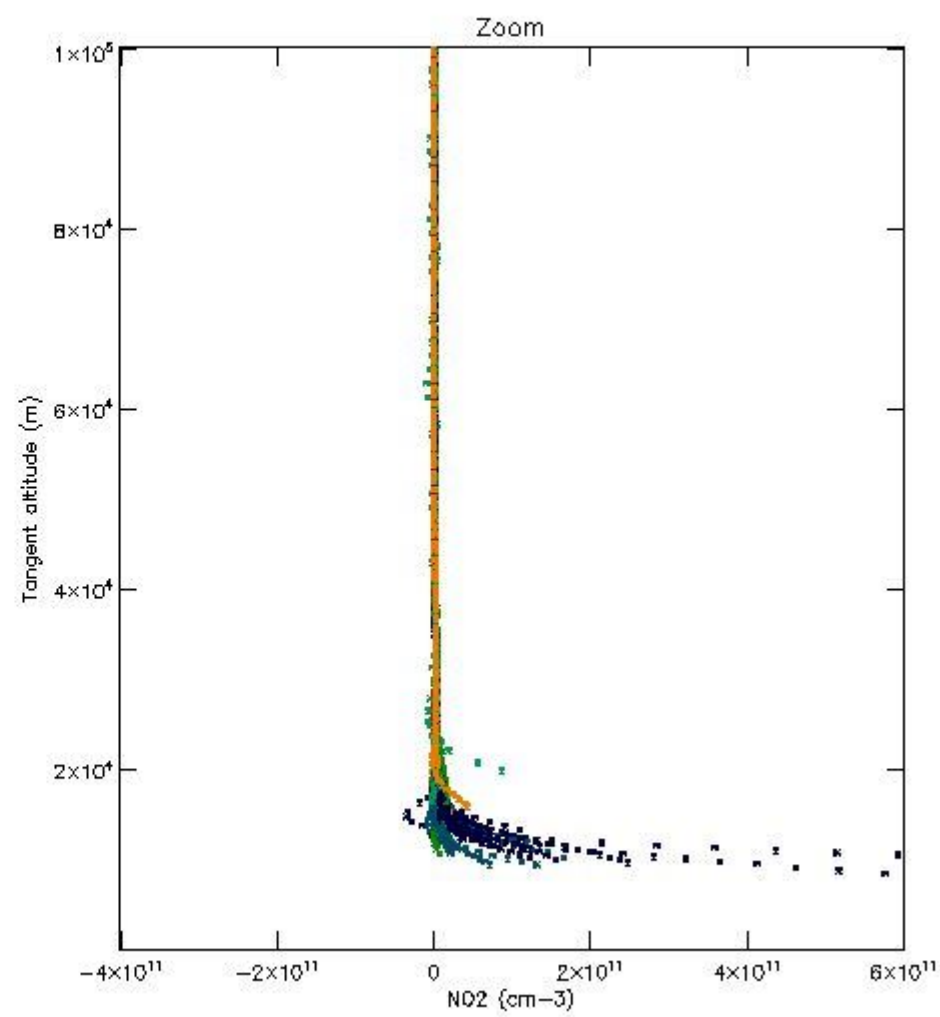
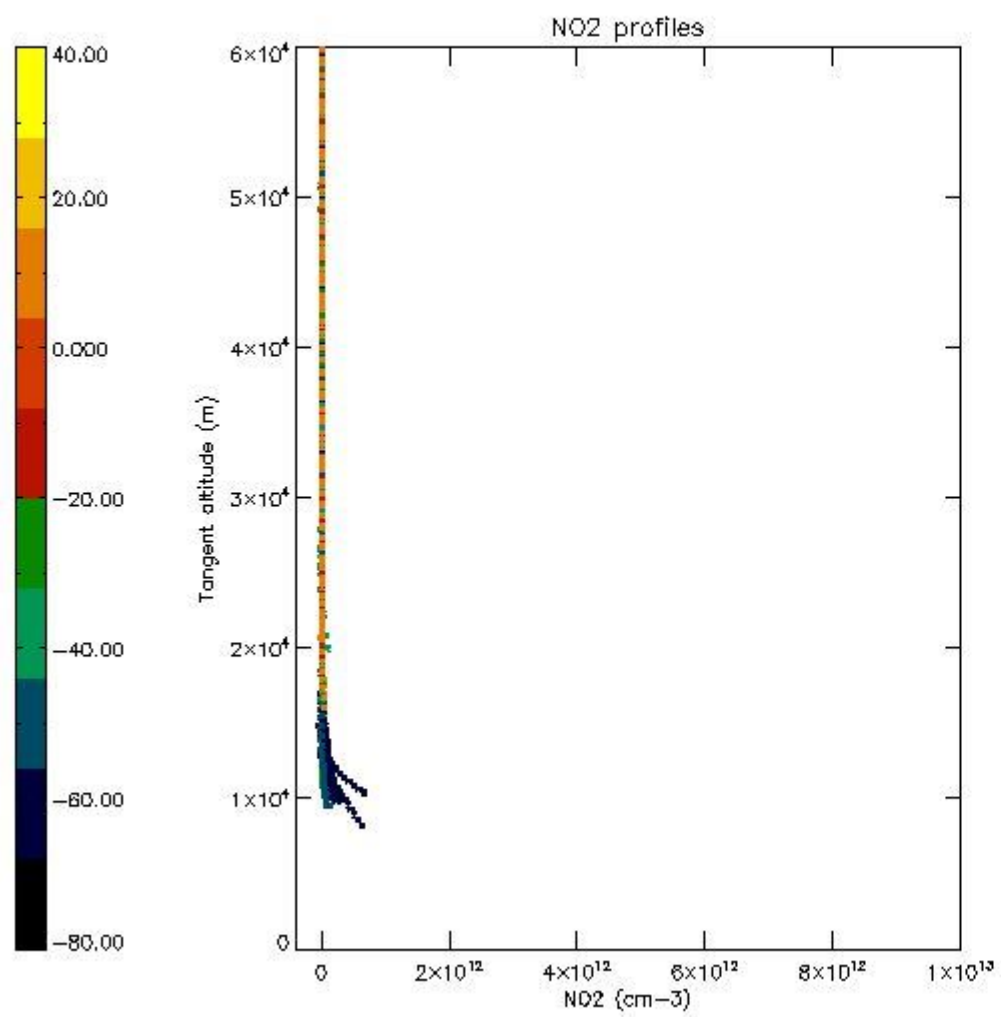
5.5 Plot ozone profiles where STD < 5% (dark without errors)

The colorbar represents the latitude.



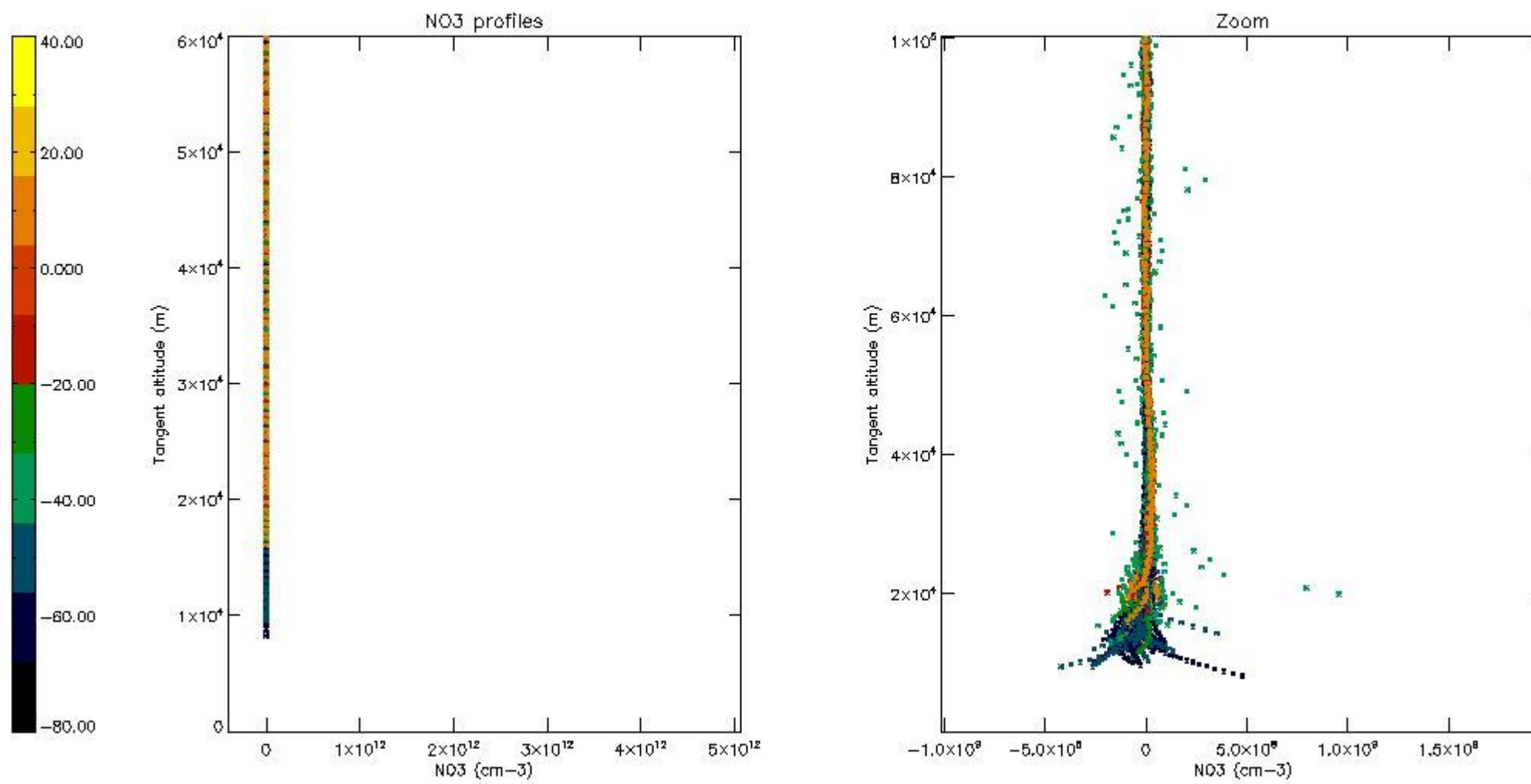
5.6 Plot NO₂ profiles for all STD (dark without errors)

The colorbar represents the latitude.



5.7 Plot NO3 profiles for all STD (dark without errors)

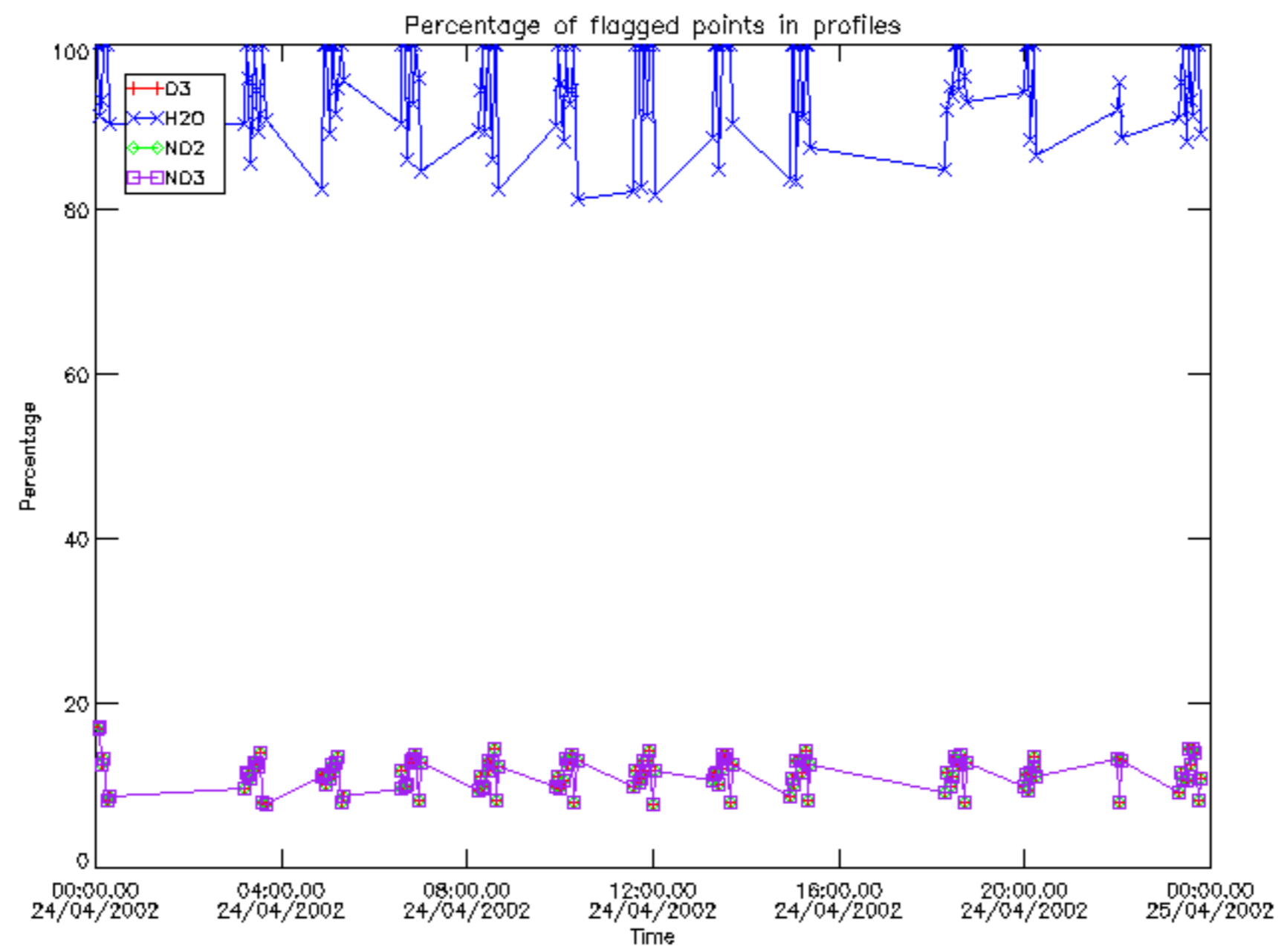
The colorbar represents the latitude.



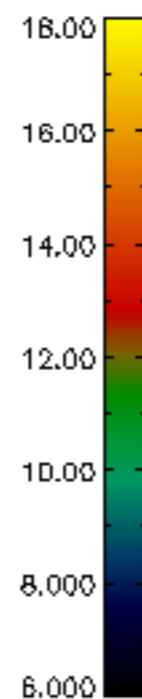
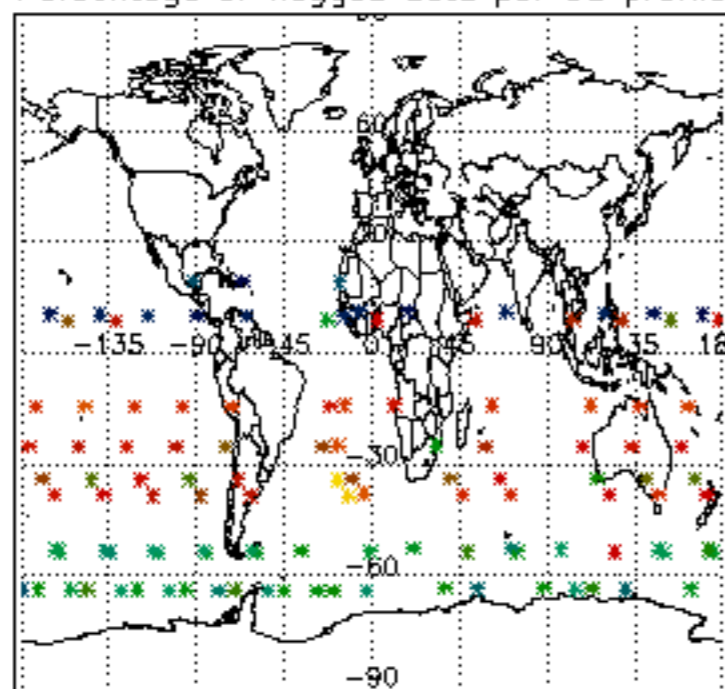
6. Auxiliary Data Files used for the production reported in section 2

The number reported in the third column indicates since which file (see list in section 2) the corresponding auxiliary file has been used. The fourth column is the date of those product files.

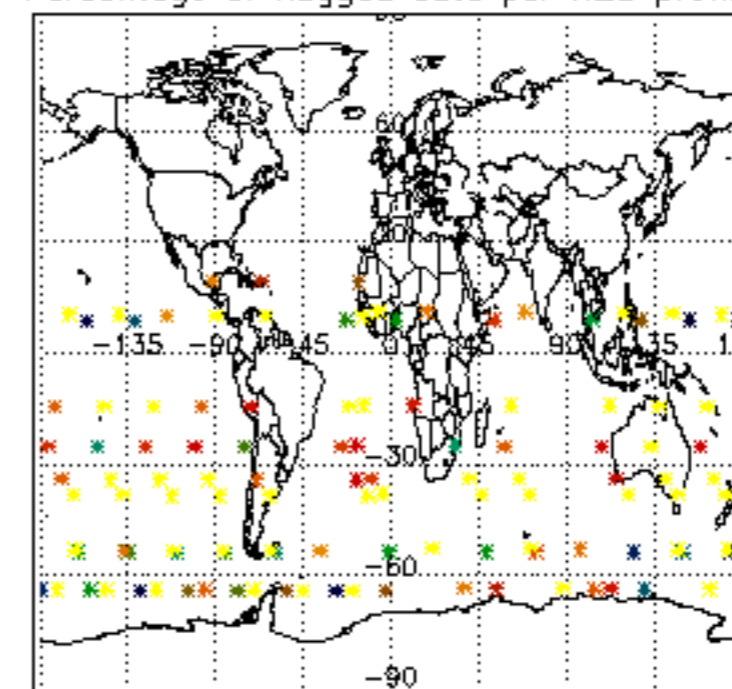
Type	Auxiliary Filename	Used since product	Used since product date
INST_PHYS_CHARACTERISTICS	GOM_INS_AXNIEC20050627_150440_20020301_000000_20100101_000000	1	24-APR-2002 00:03:44
LEVEL-2_PROC_CONFIG	GOM_PR2_AXVIEC20091111_152718_20020301_000000_20500101_000000	1	24-APR-2002 00:03:44
CROSS_SECTIONS_FILE	GOM_CRS_AXVIEC20091111_154832_20020301_000000_20500101_000000	1	24-APR-2002 00:03:44



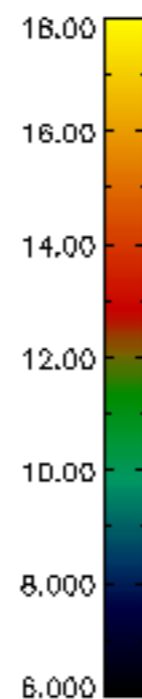
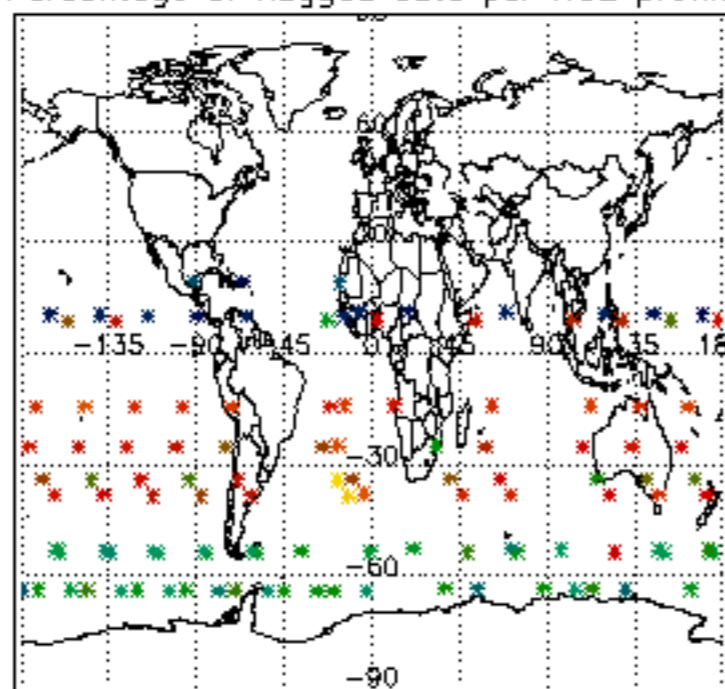
Percentage of flagged data per D3 profile



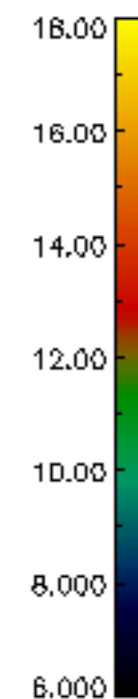
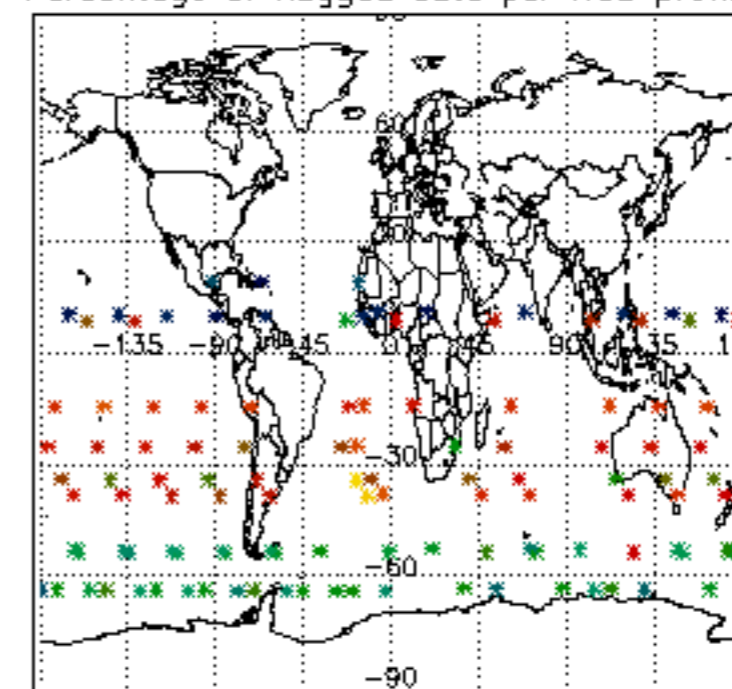
Percentage of flagged data per H2O profile

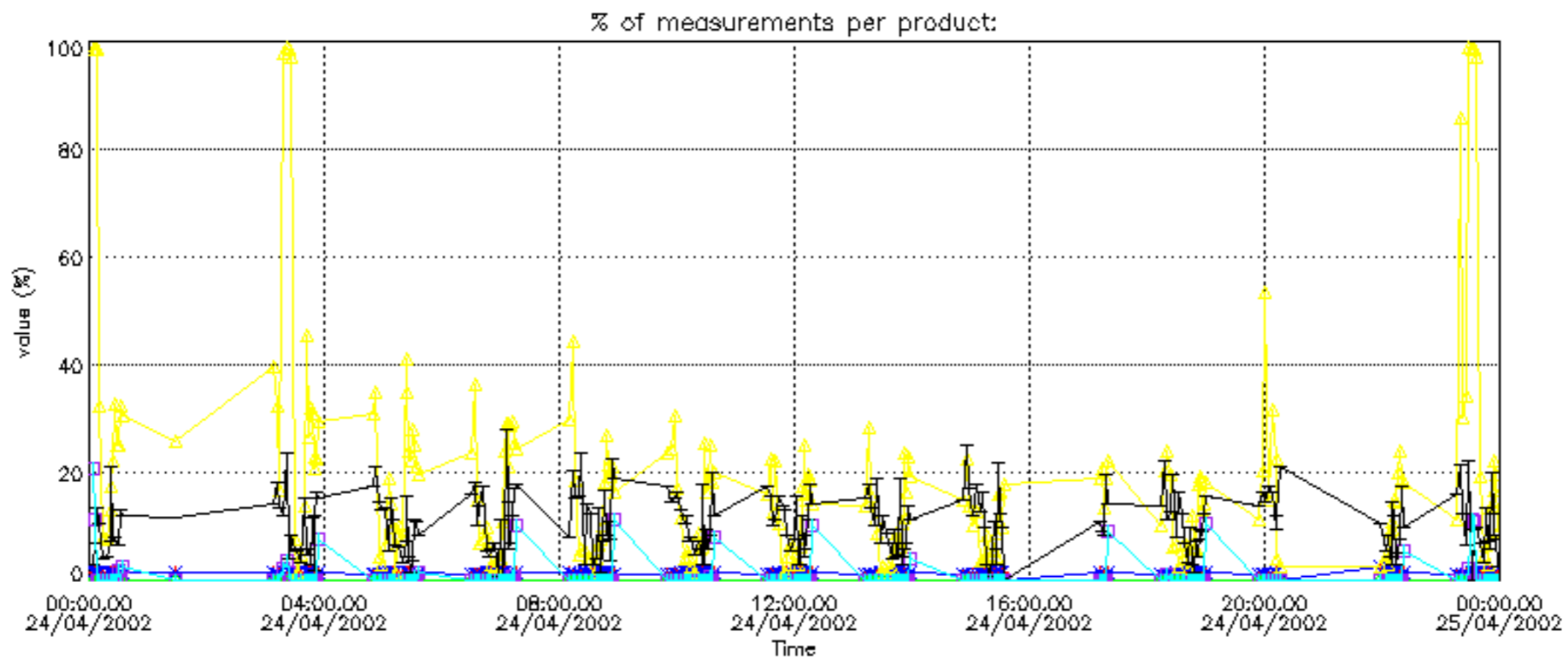
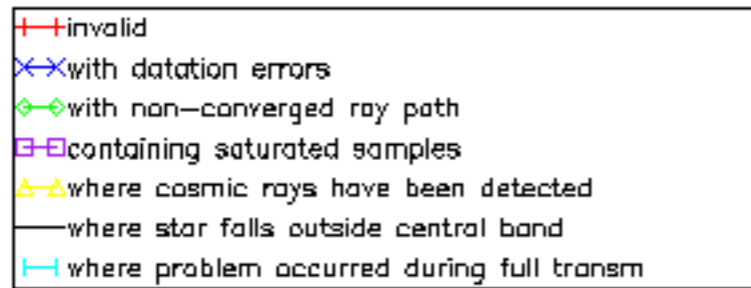


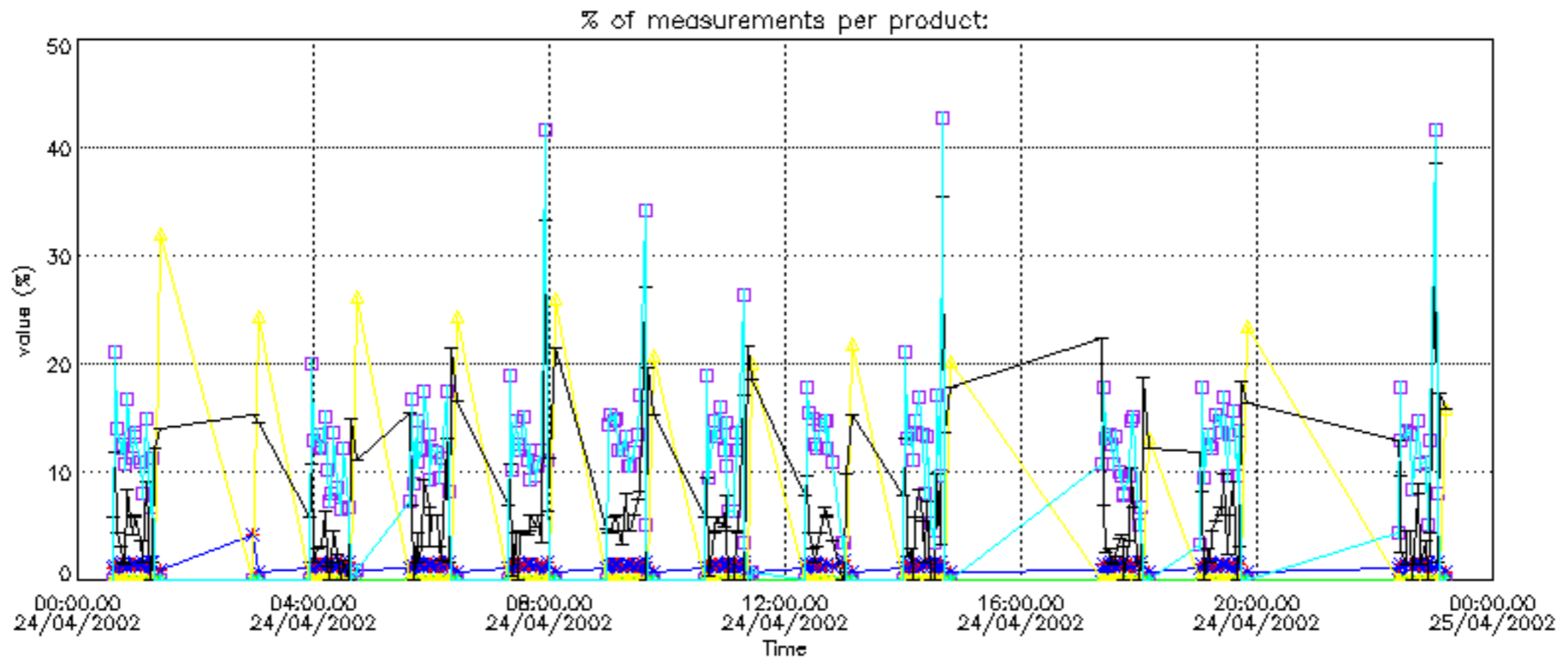
Percentage of flagged data per NO2 profile



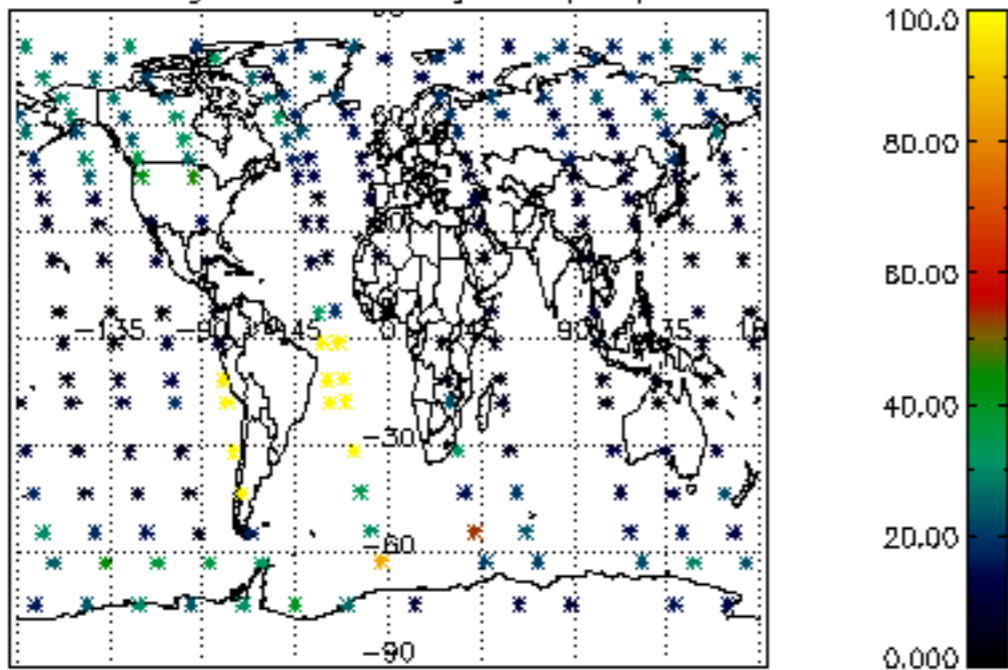
Percentage of flagged data per NO3 profile



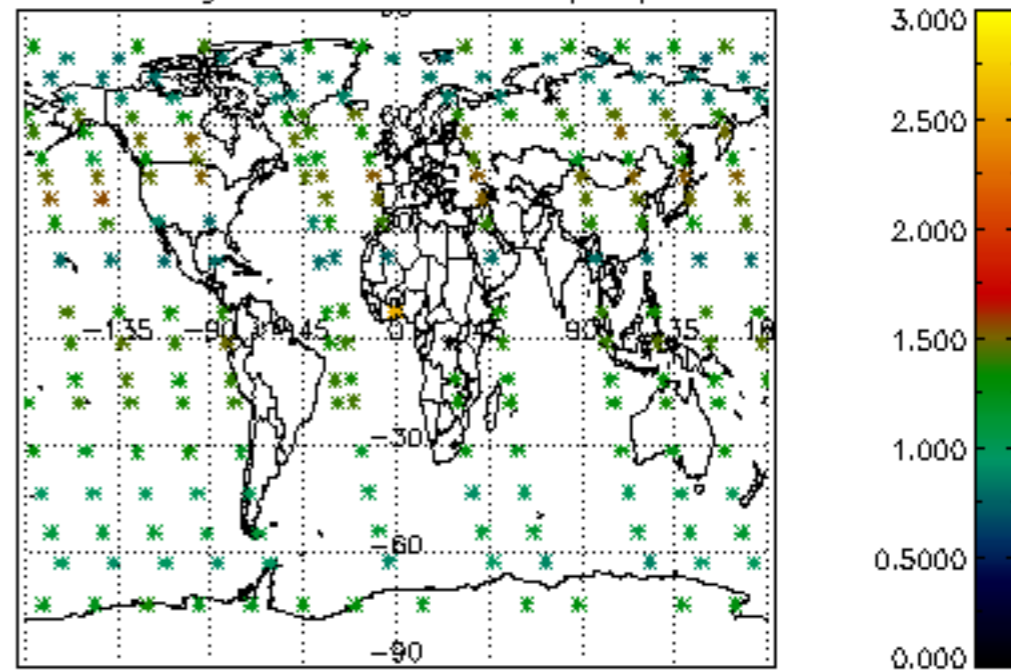




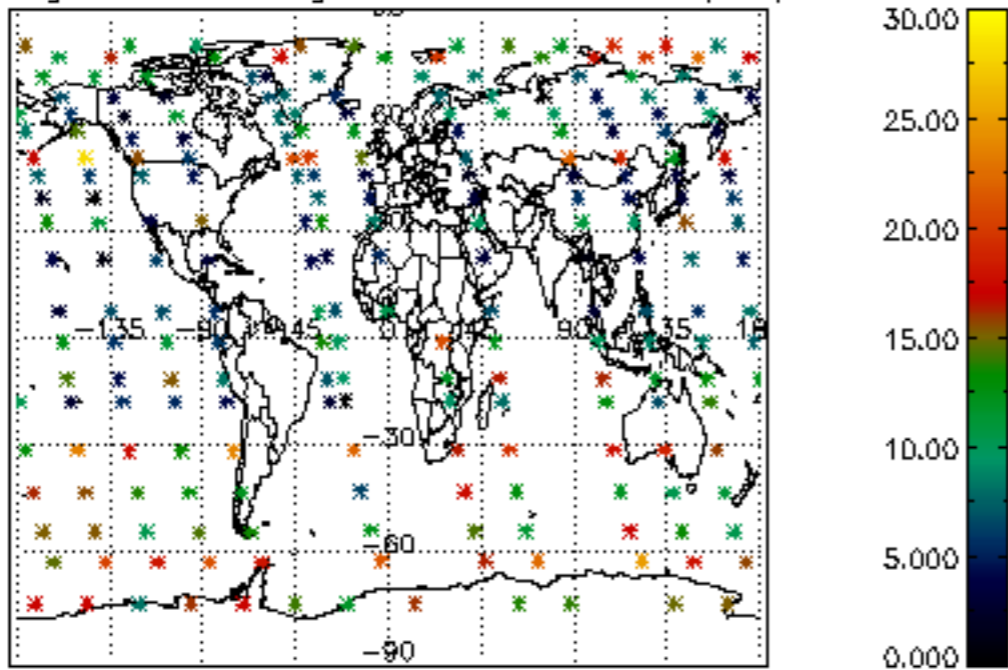
Percentage of cosmic ray hits per profile



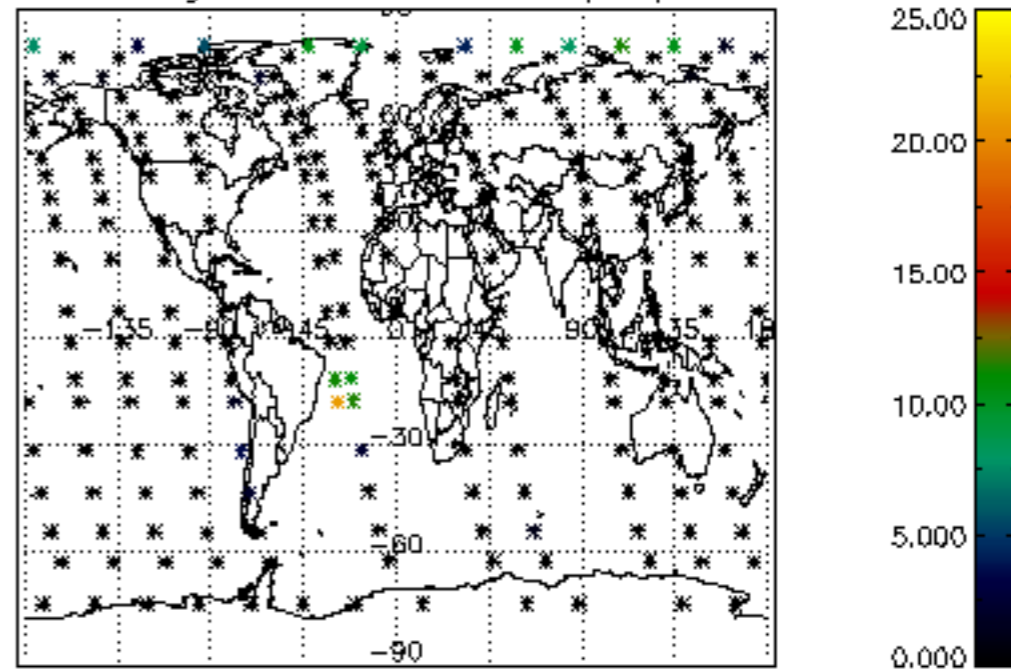
Percentage of datation errors per profile



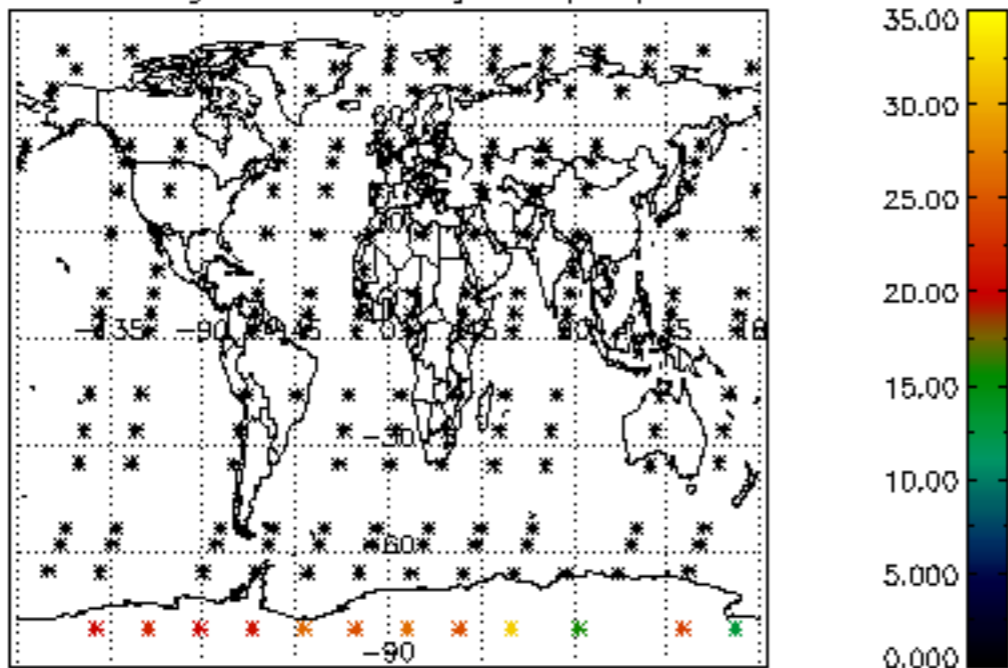
Percentage of star falling outside central band per profile



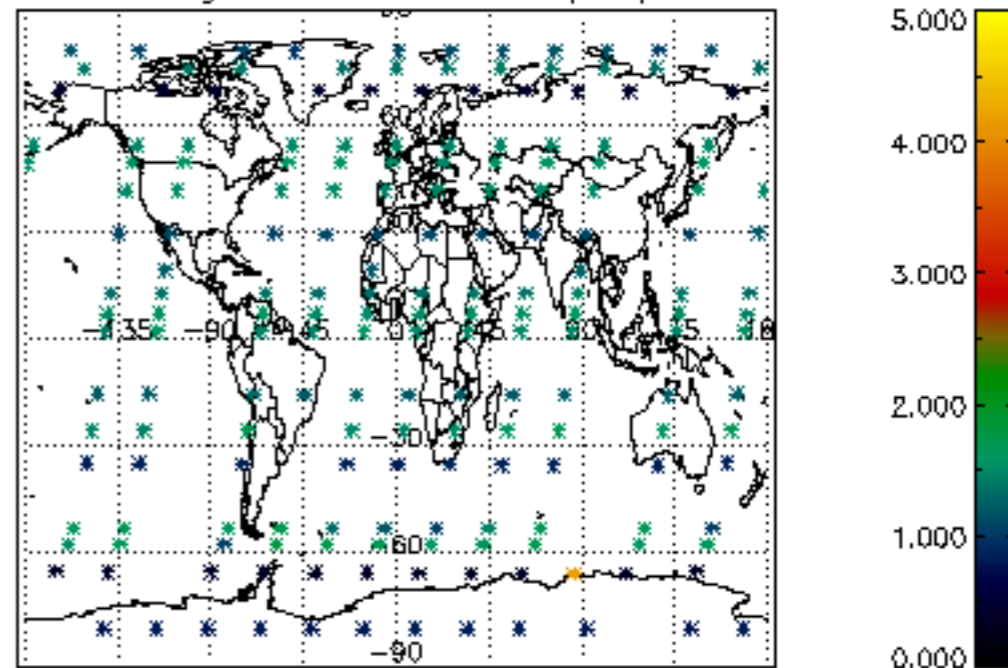
Percentage of saturation errors per profile



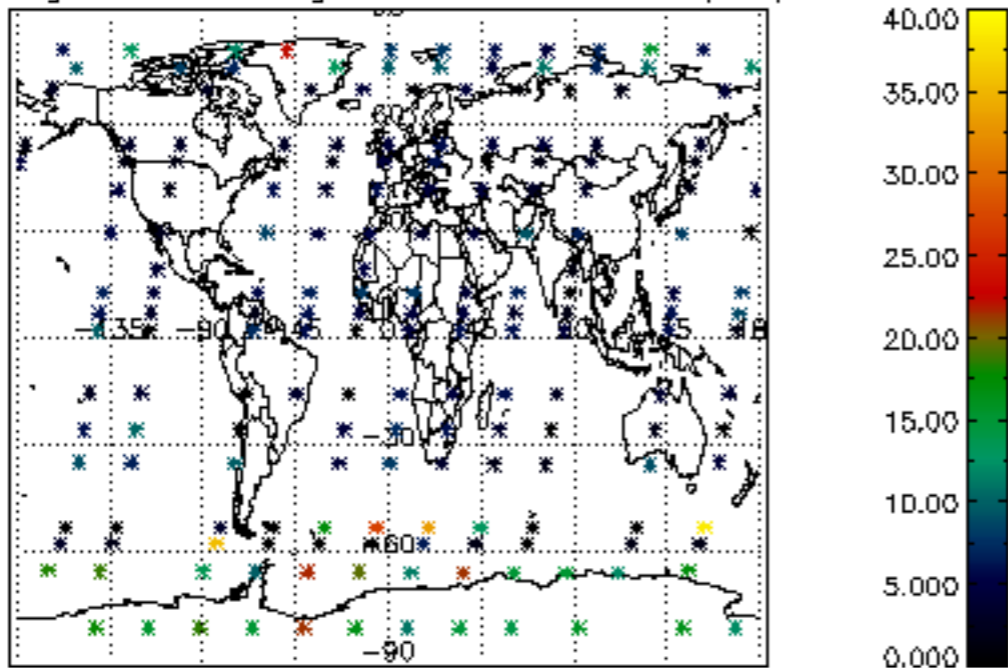
Percentage of cosmic ray hits per profile



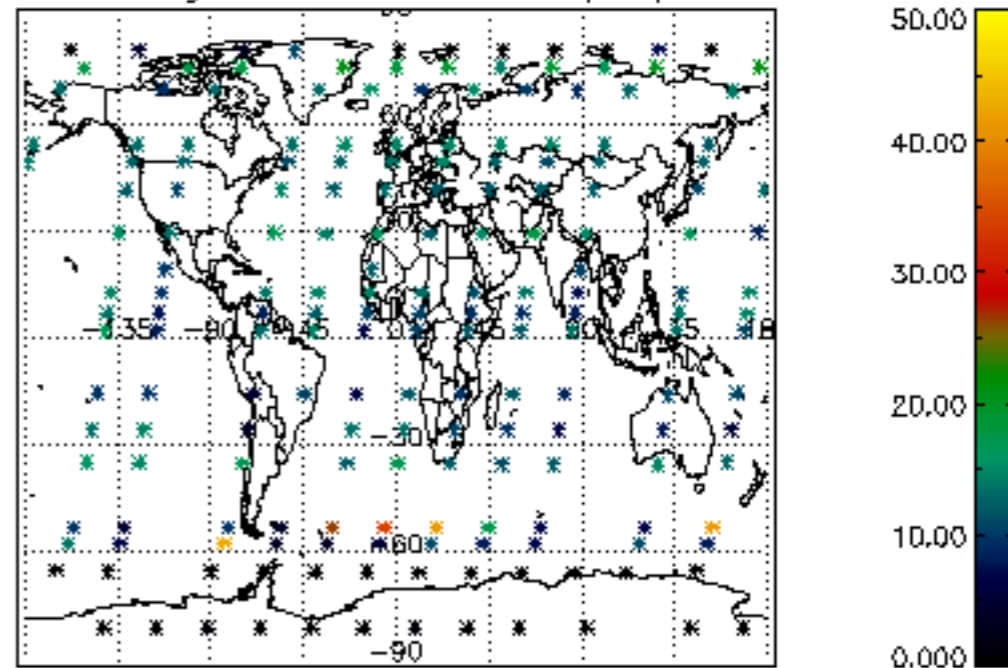
Percentage of datation errors per profile

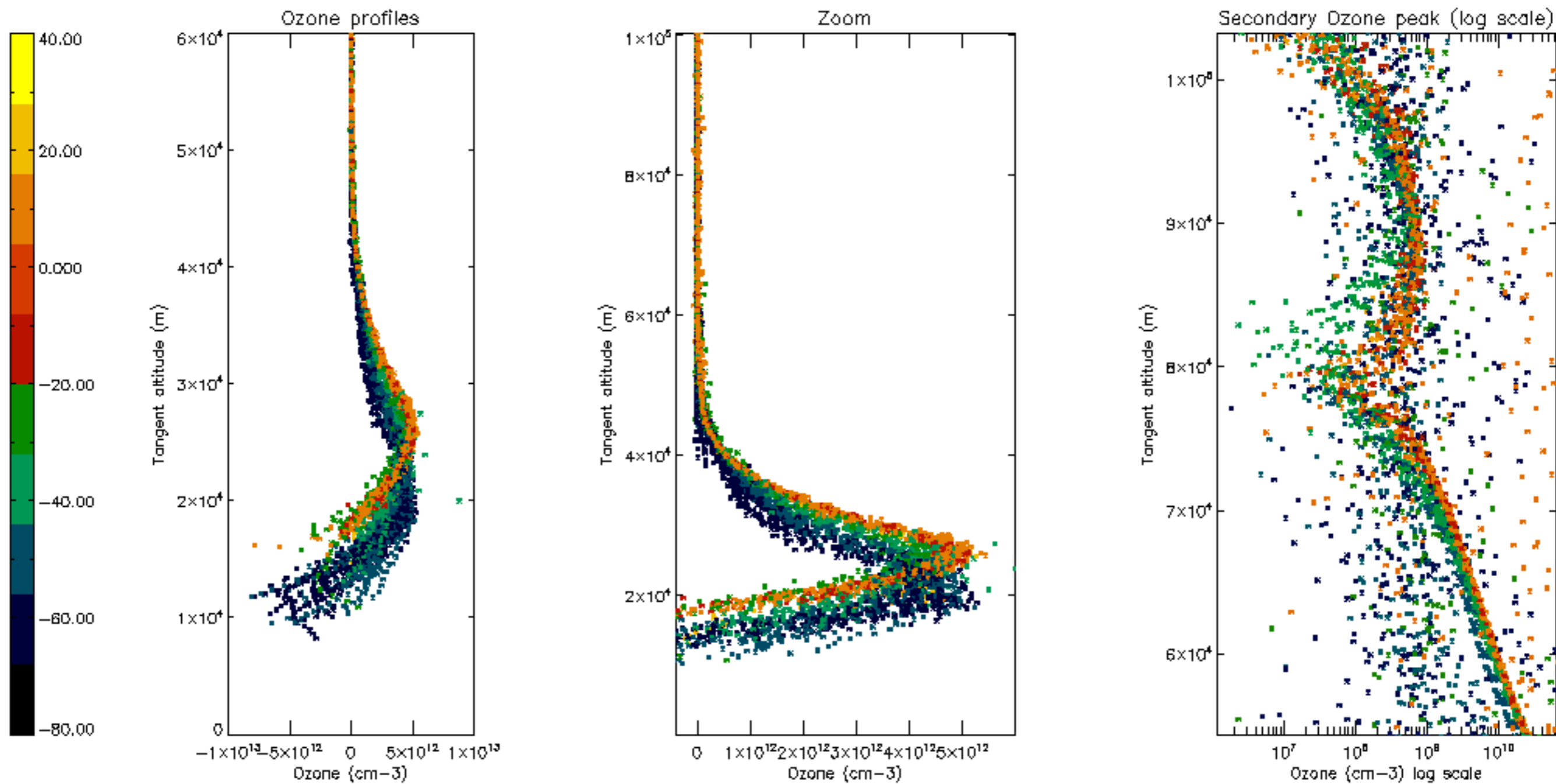


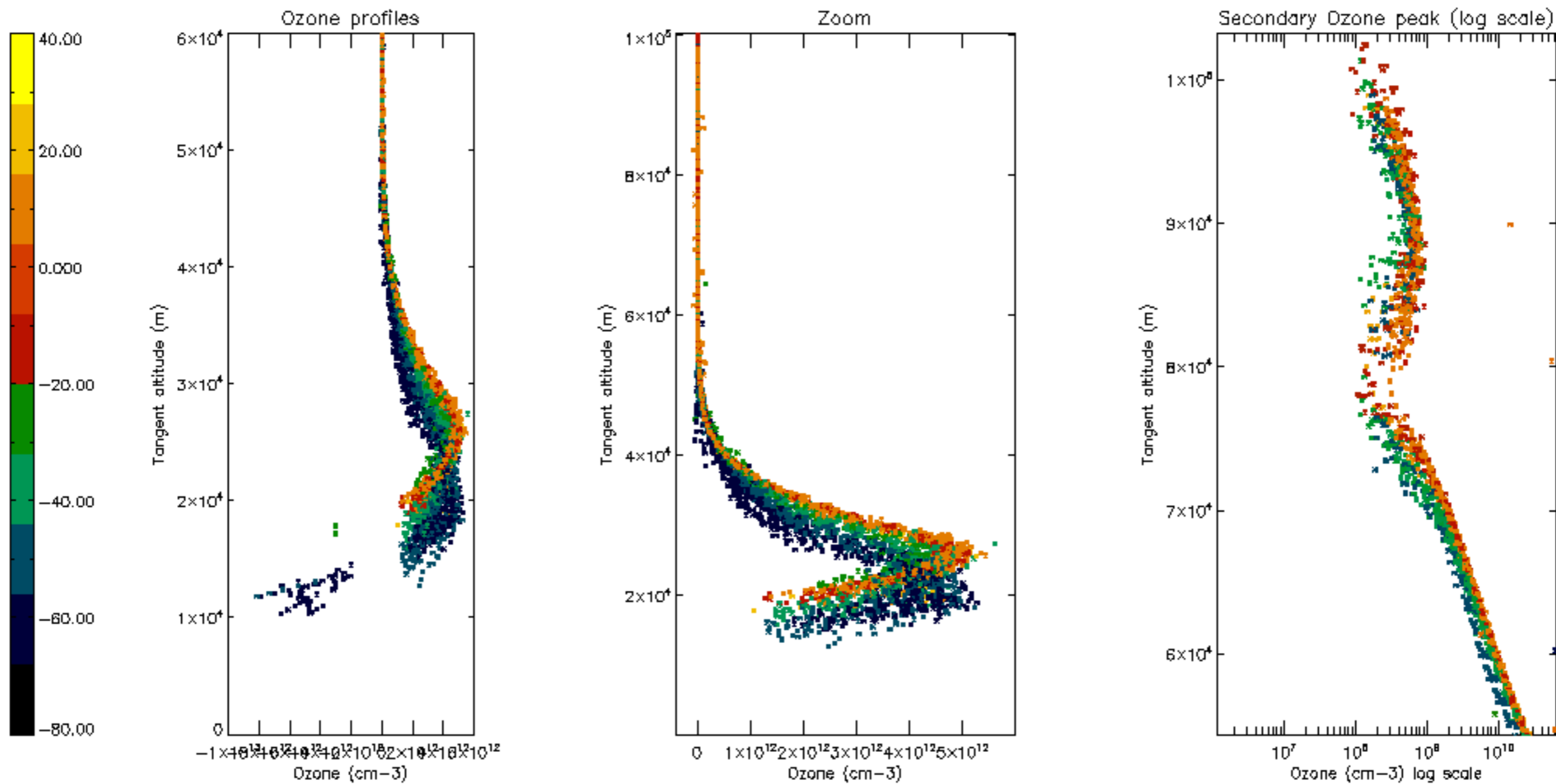
Percentage of star falling outside central band per profile

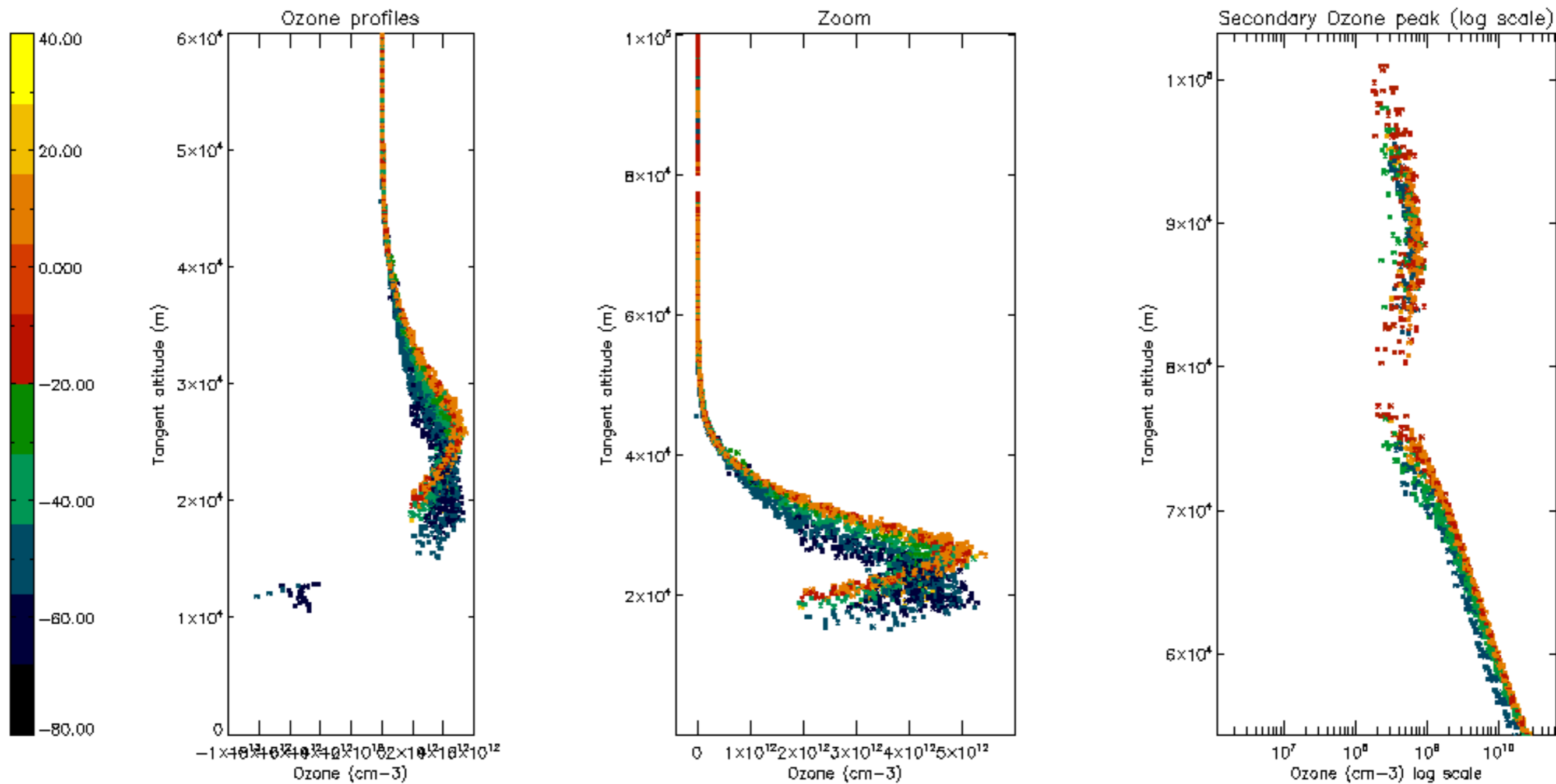


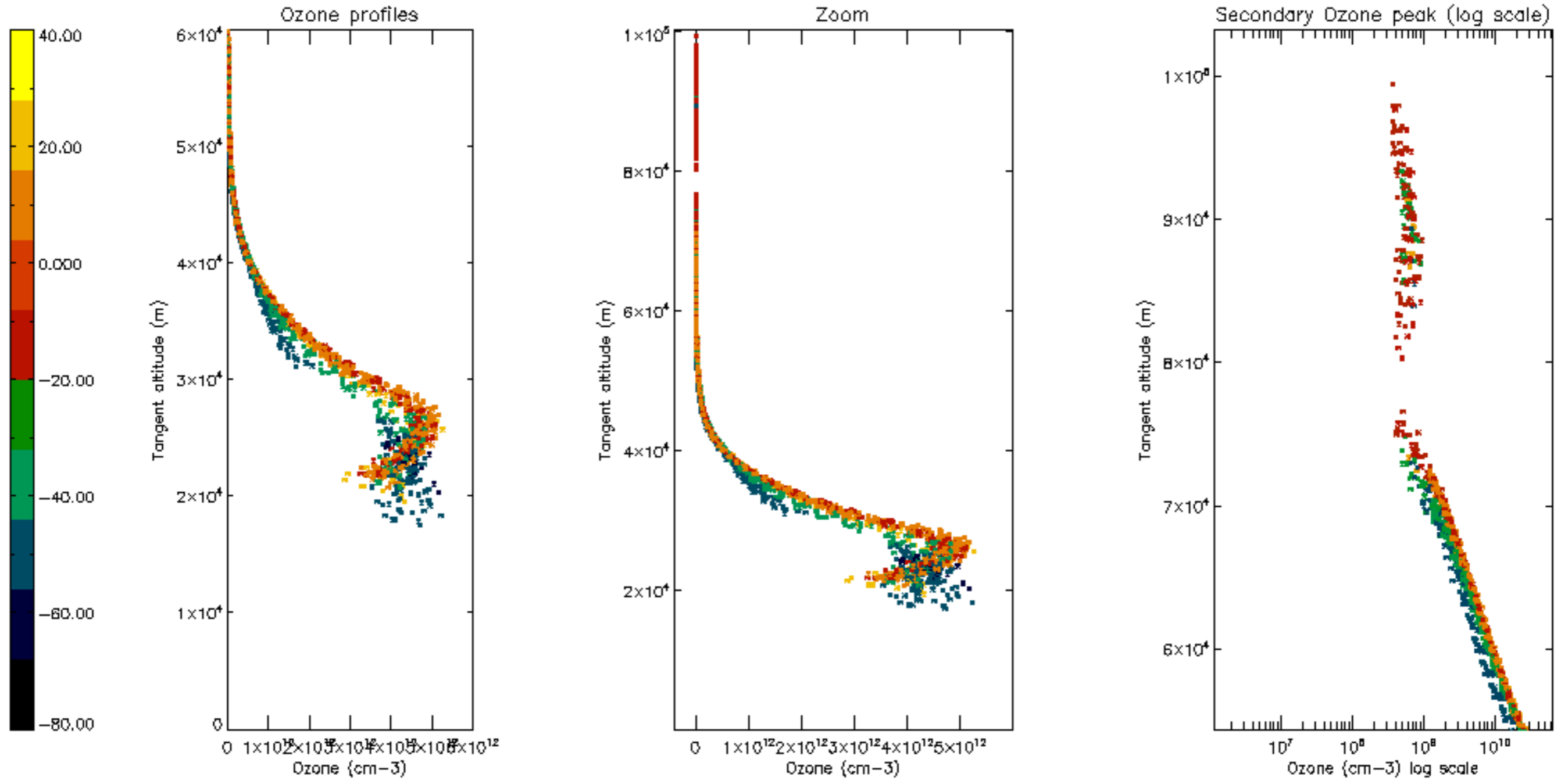
Percentage of saturation errors per profile

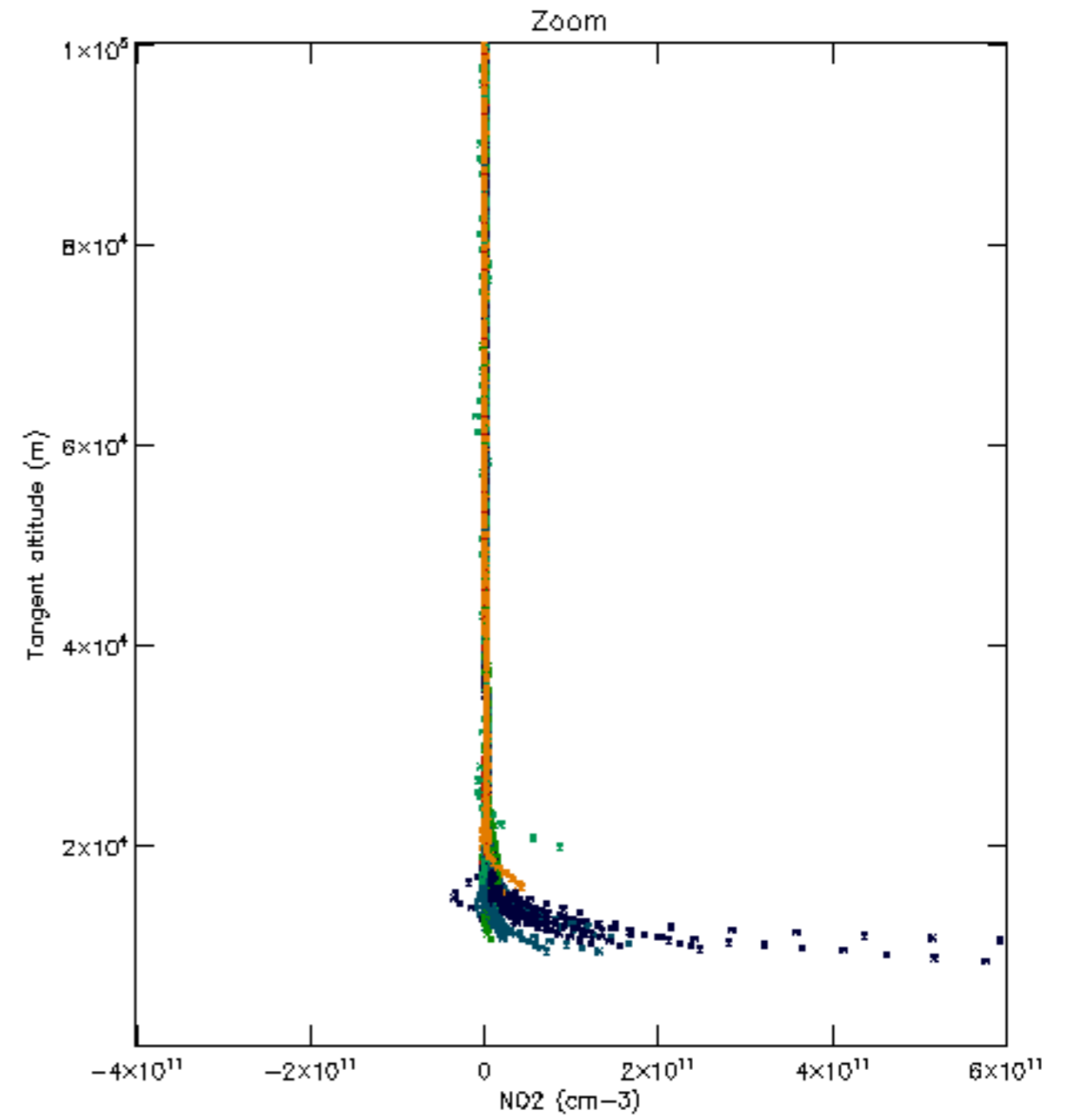
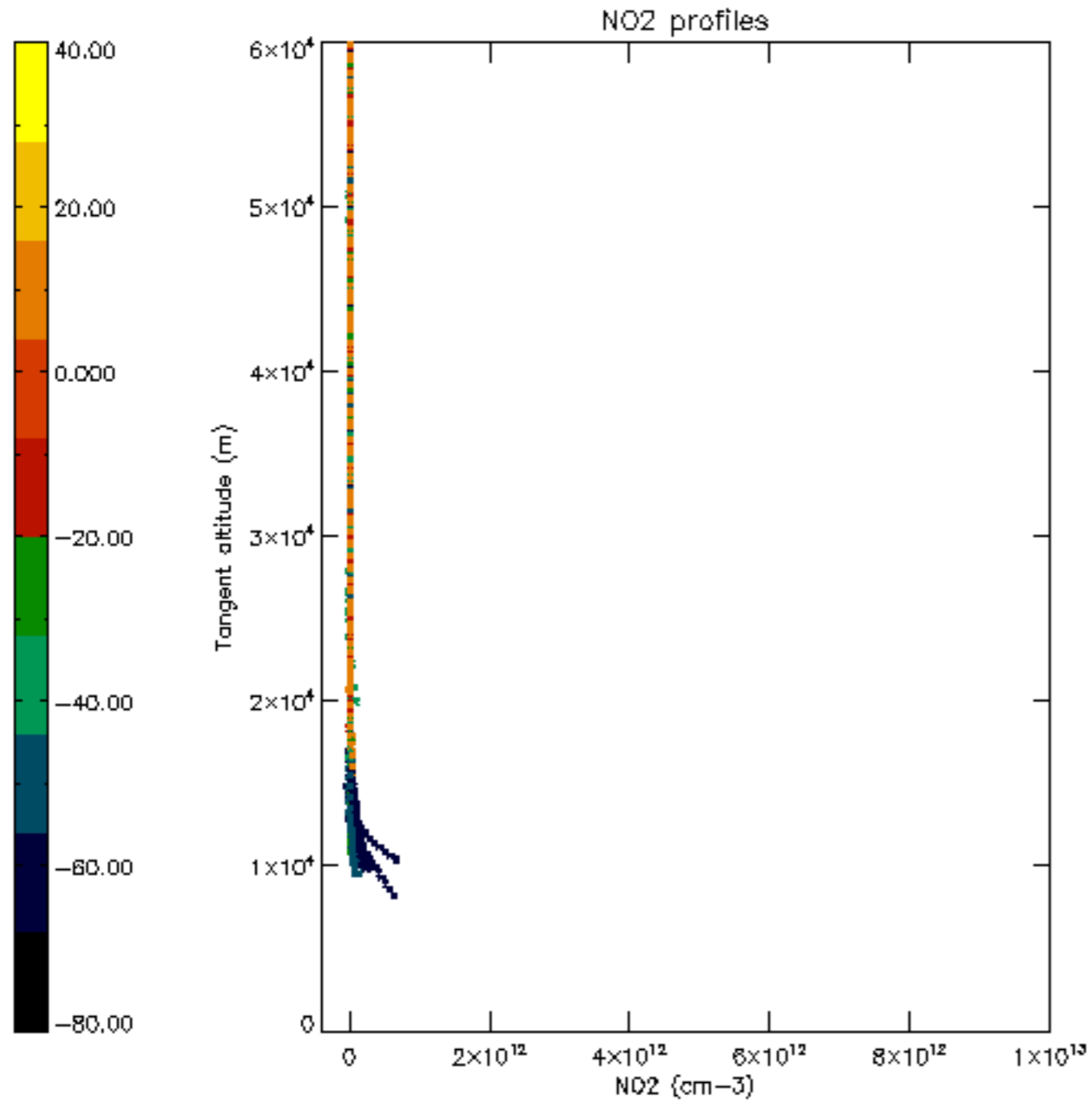


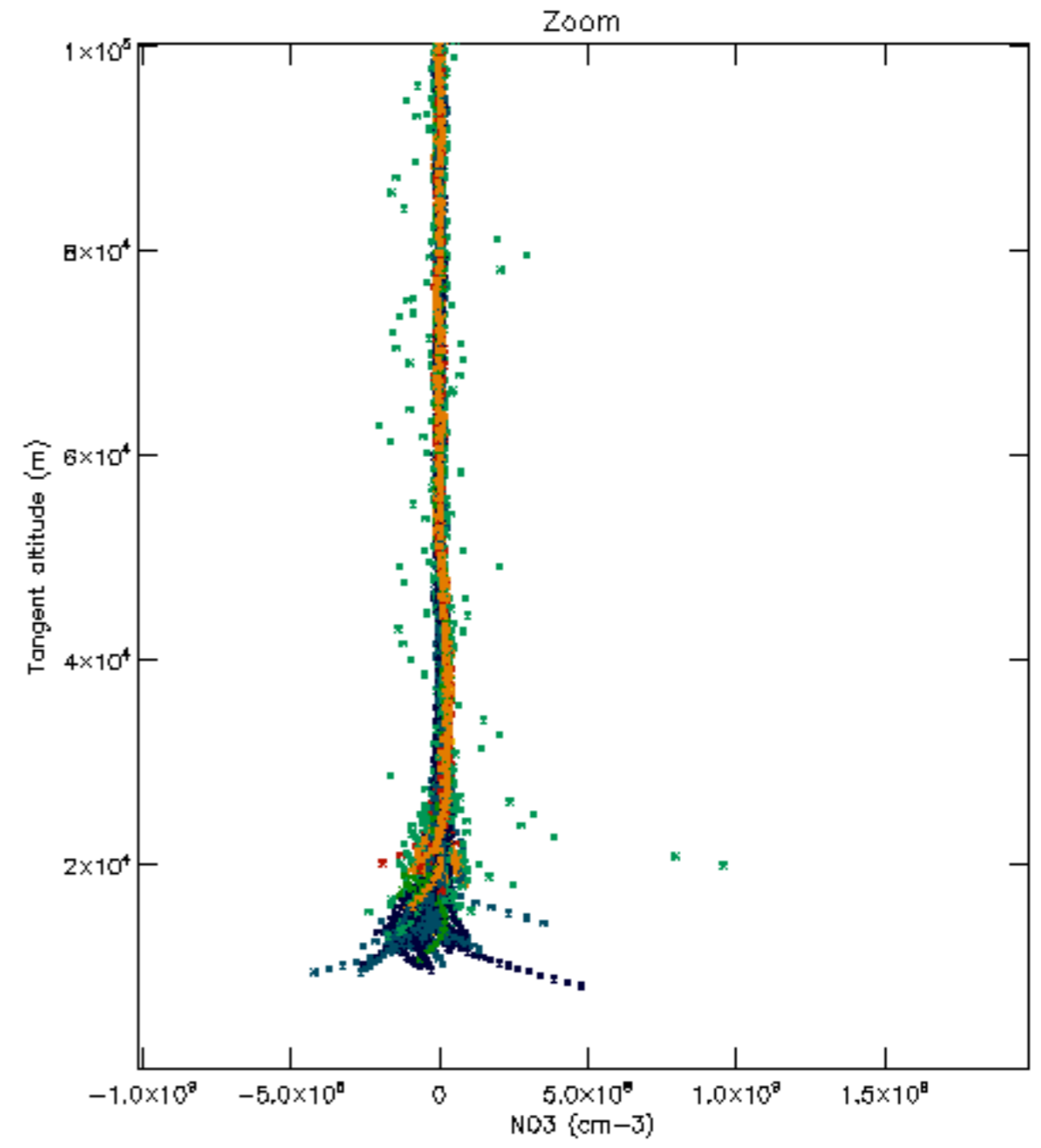
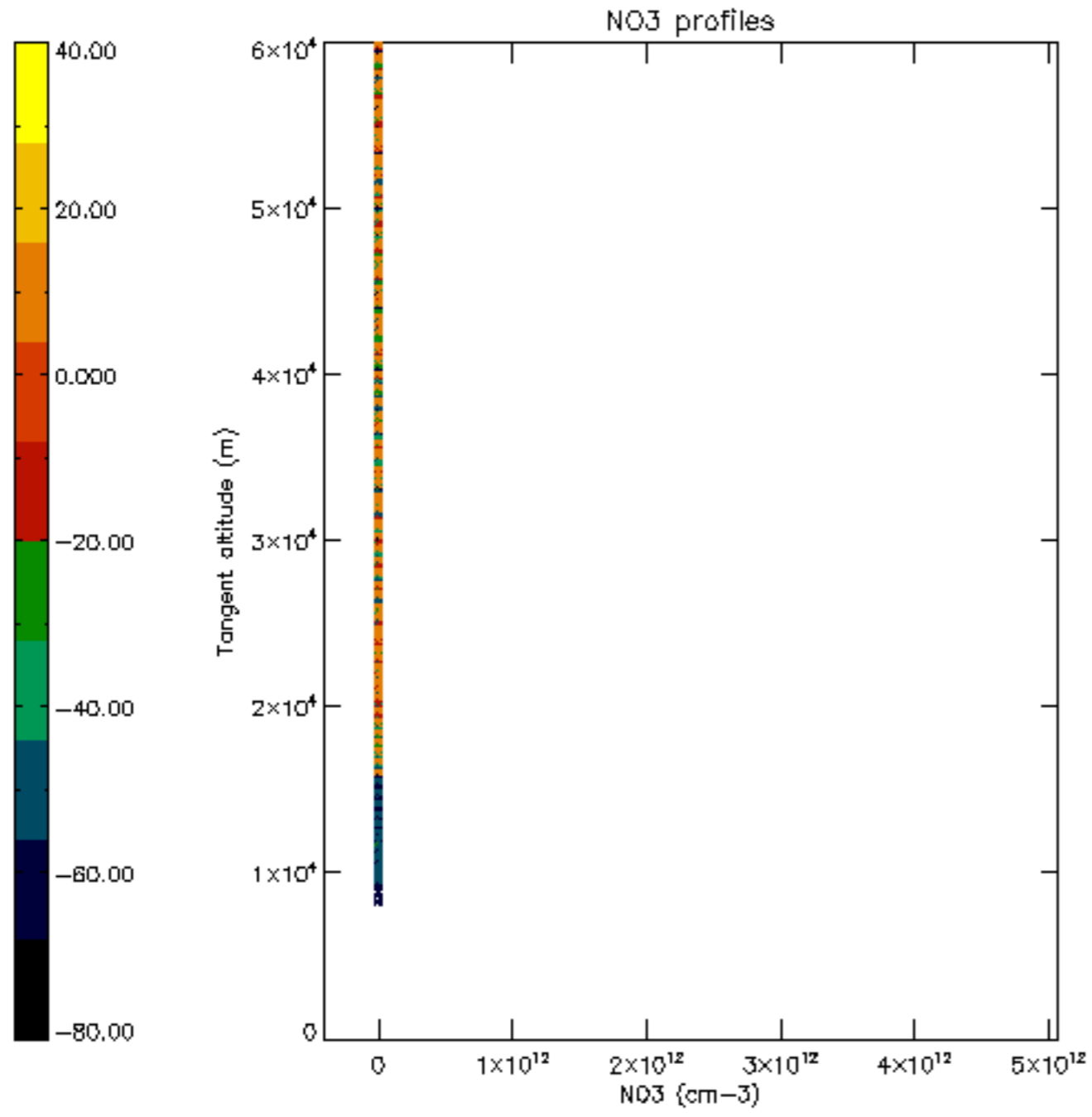


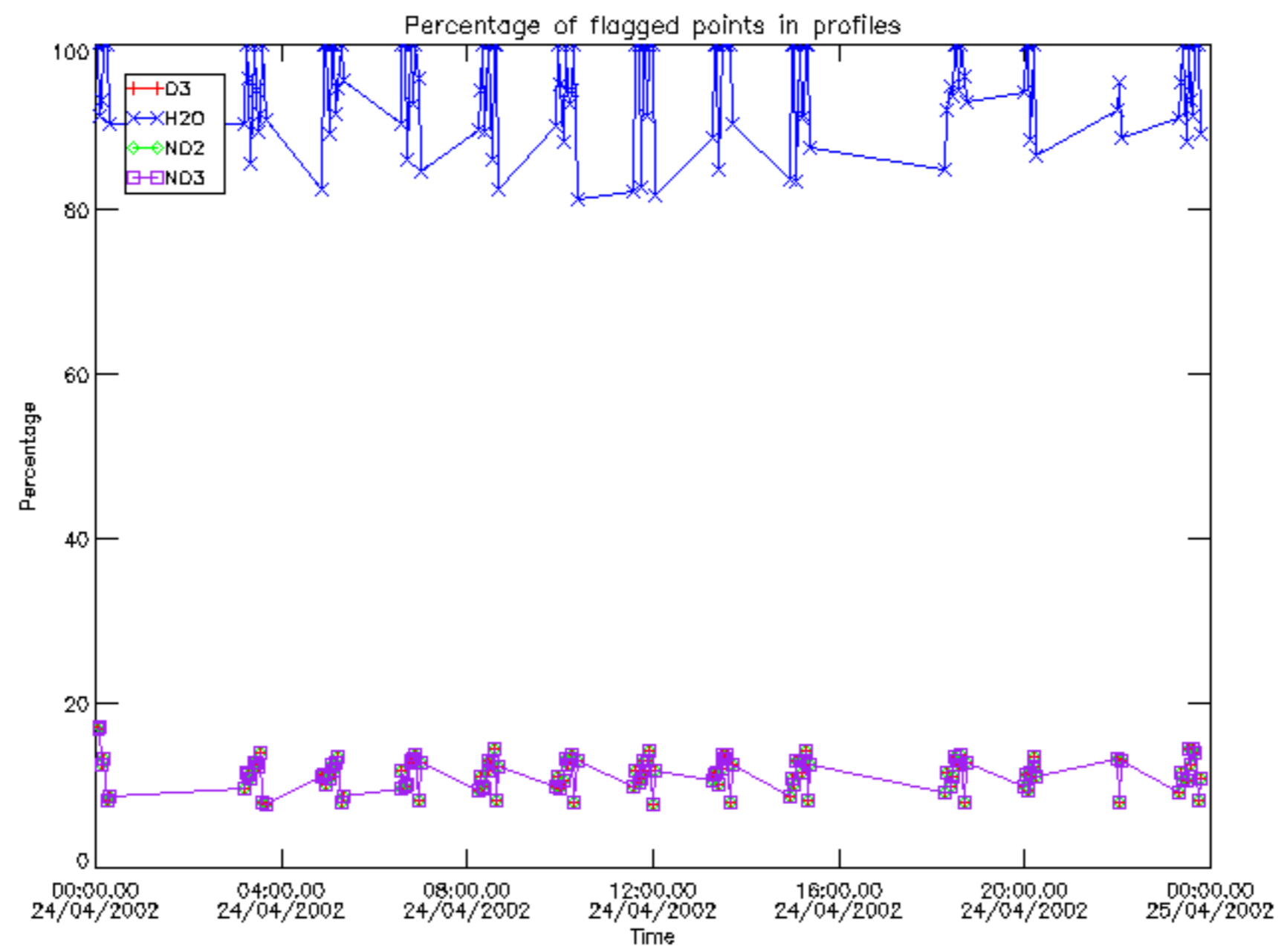




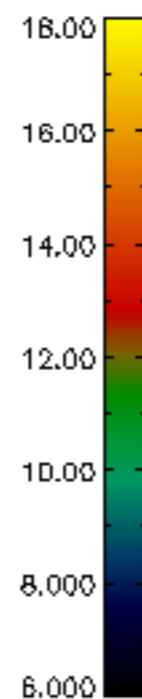
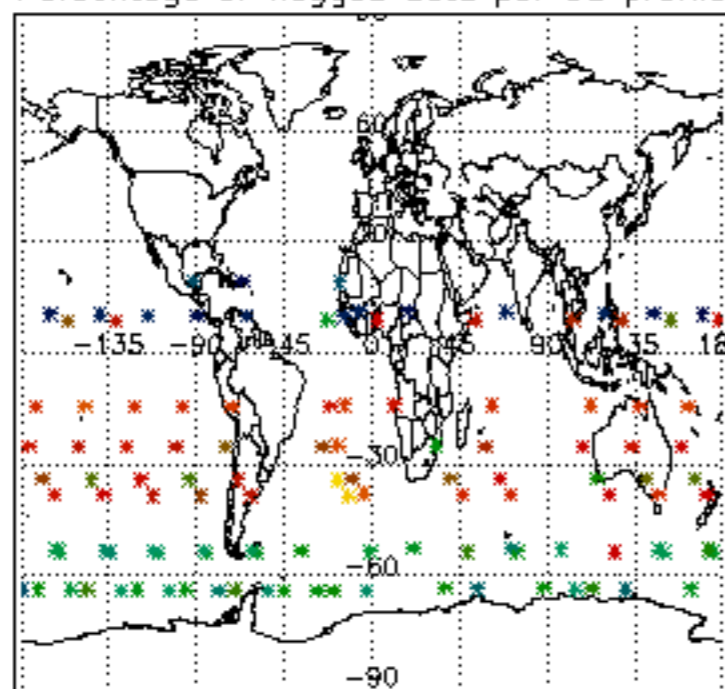




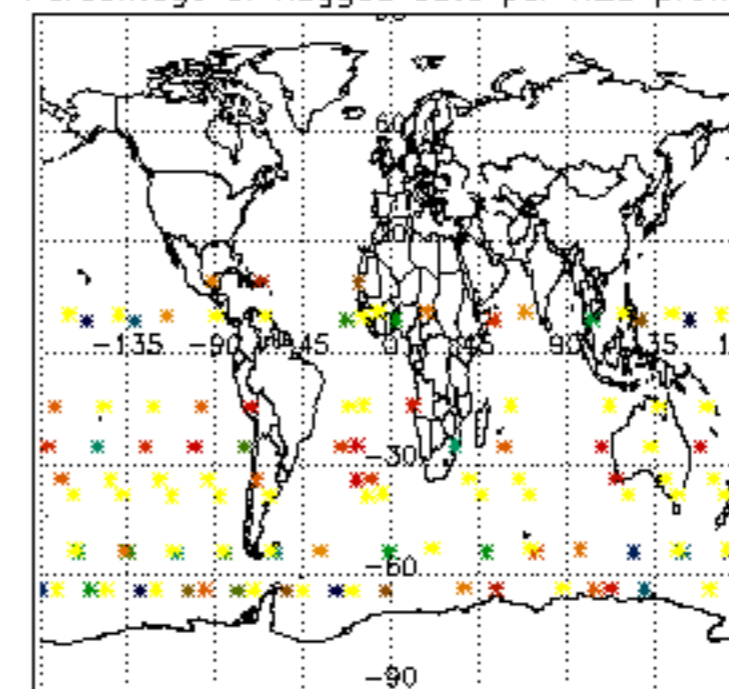




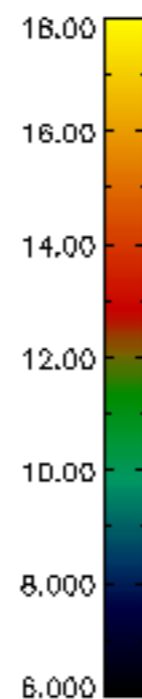
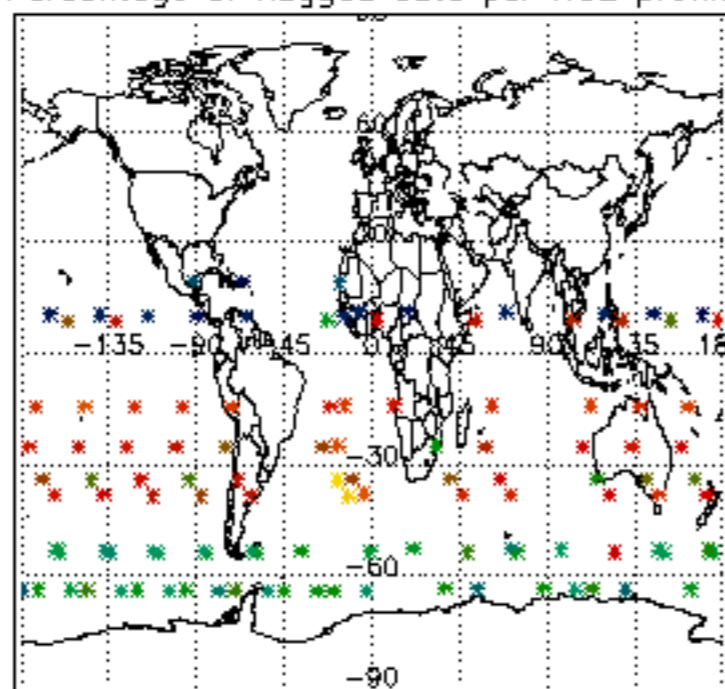
Percentage of flagged data per D3 profile



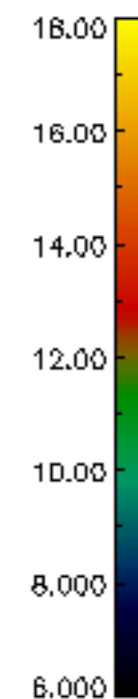
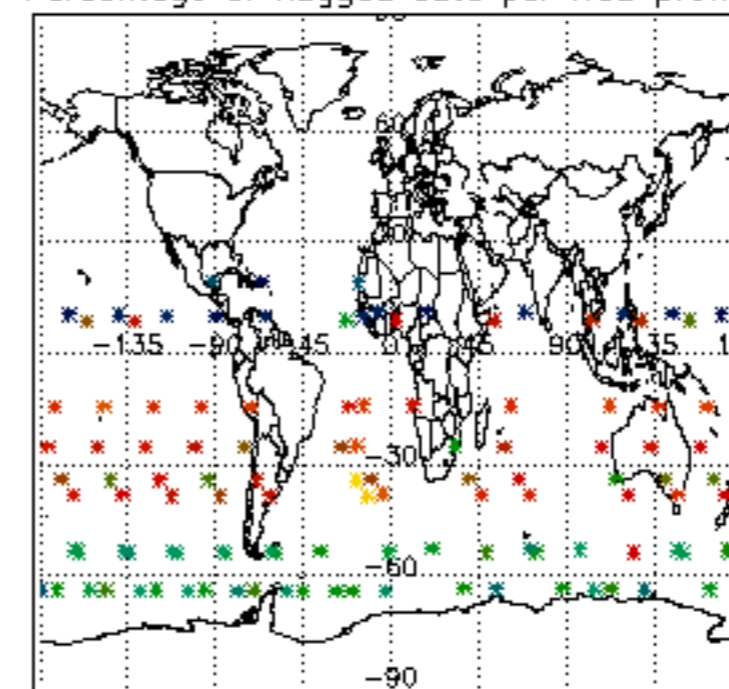
Percentage of flagged data per H2O profile

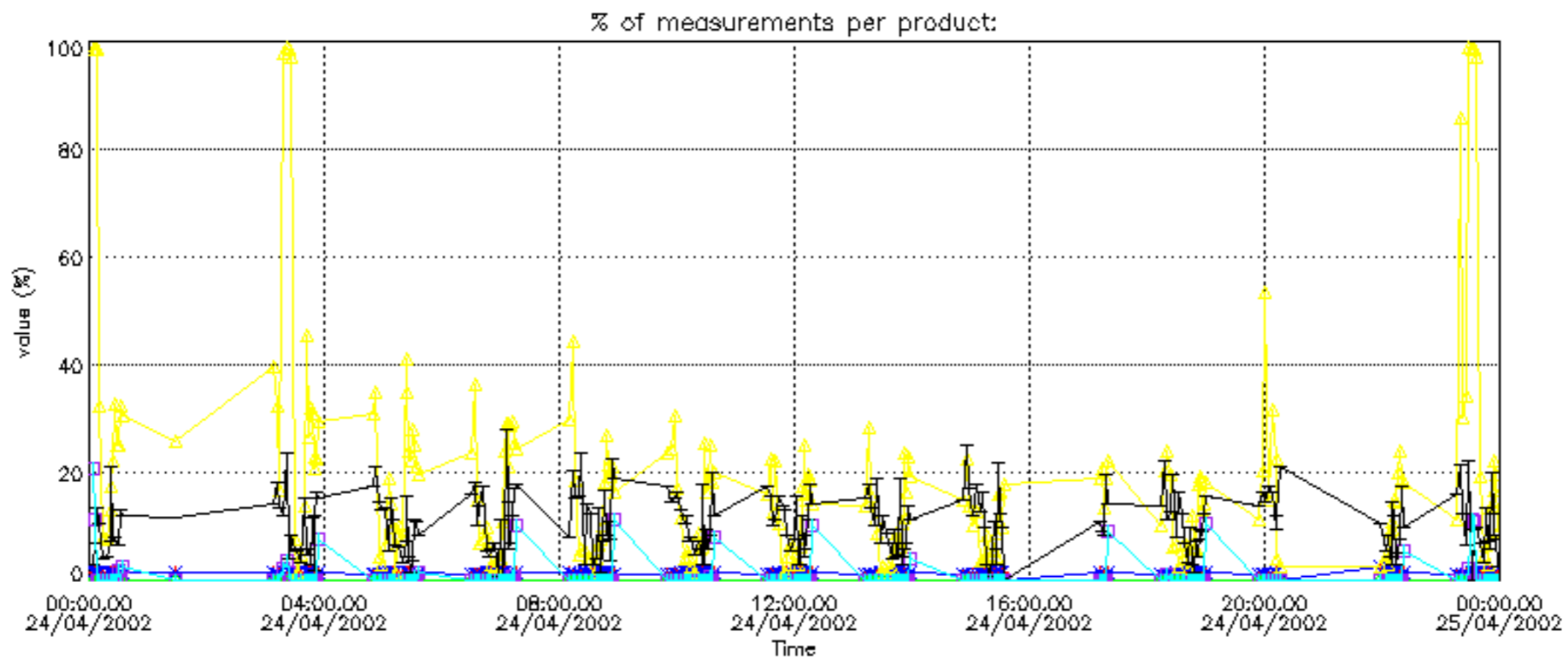
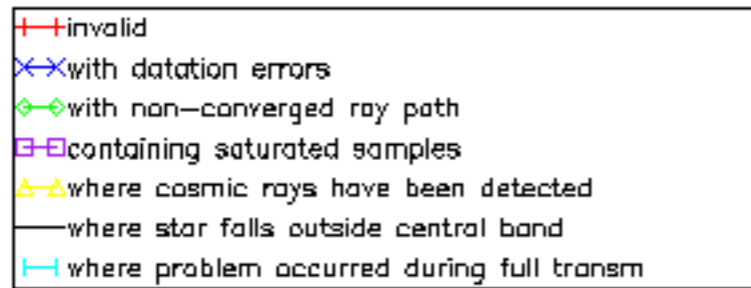


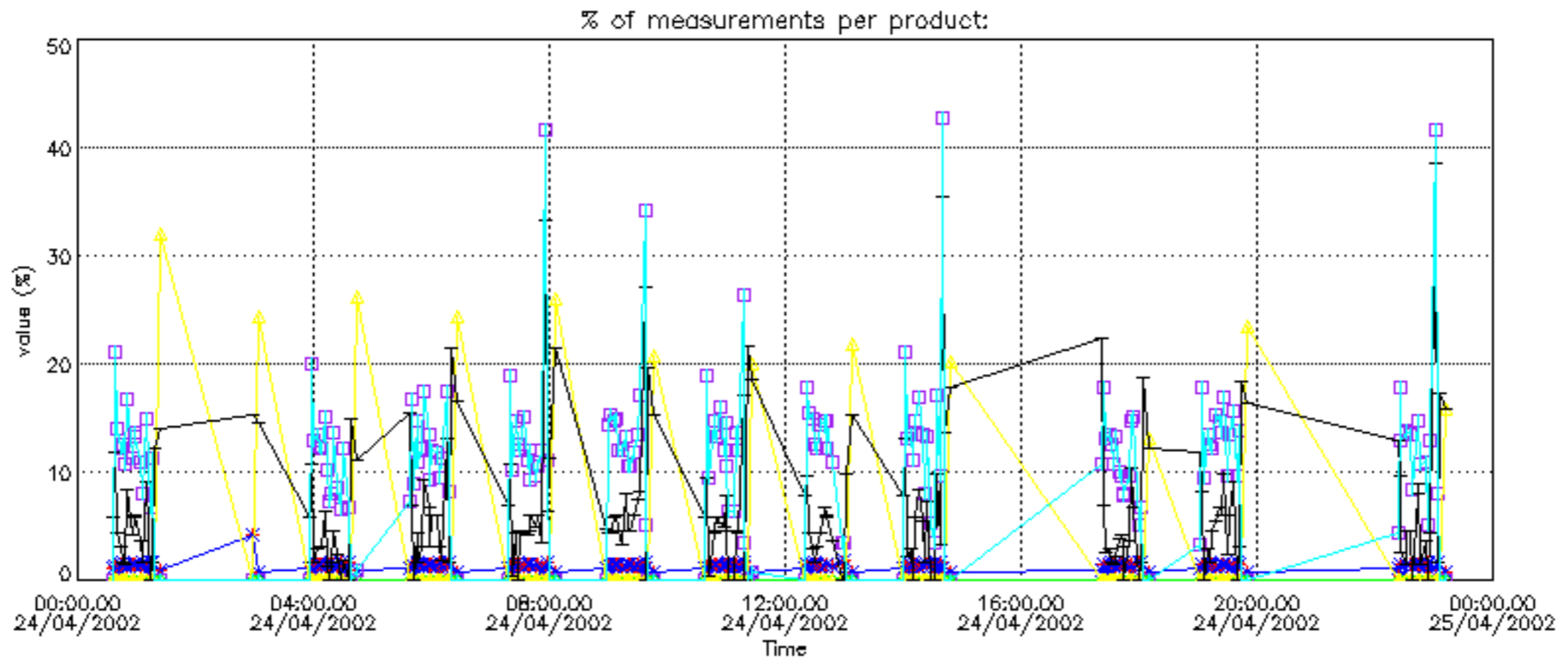
Percentage of flagged data per NO2 profile



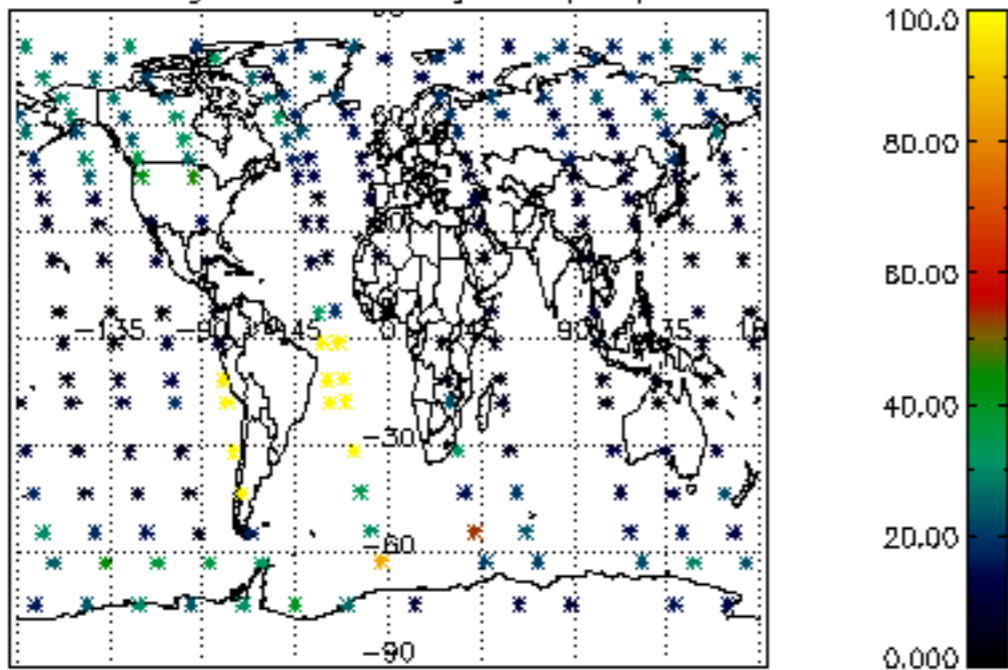
Percentage of flagged data per NO3 profile



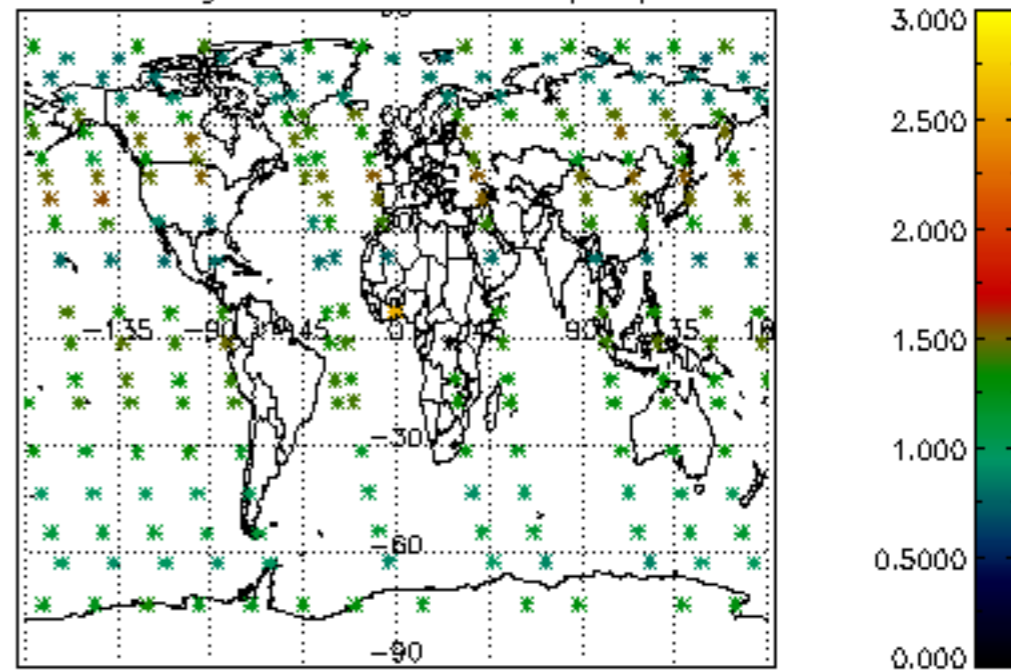




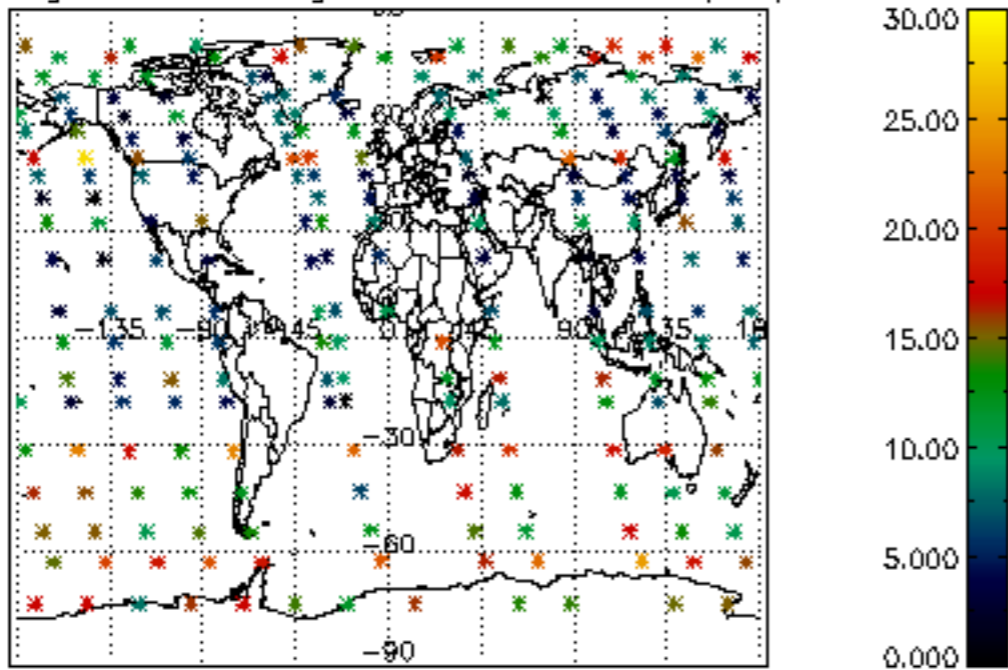
Percentage of cosmic ray hits per profile



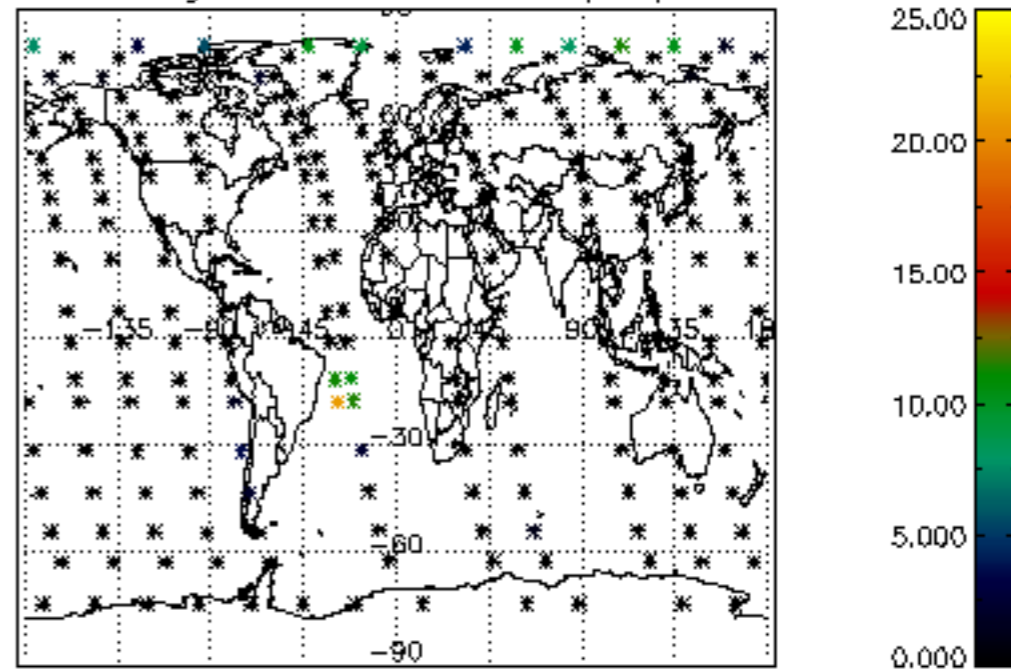
Percentage of datation errors per profile



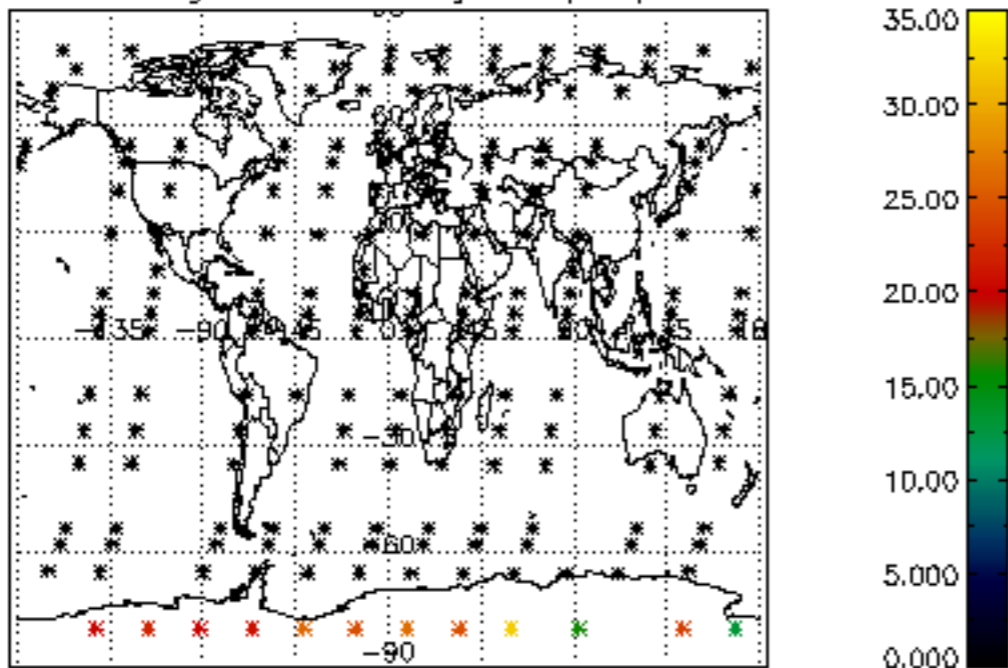
Percentage of star falling outside central band per profile



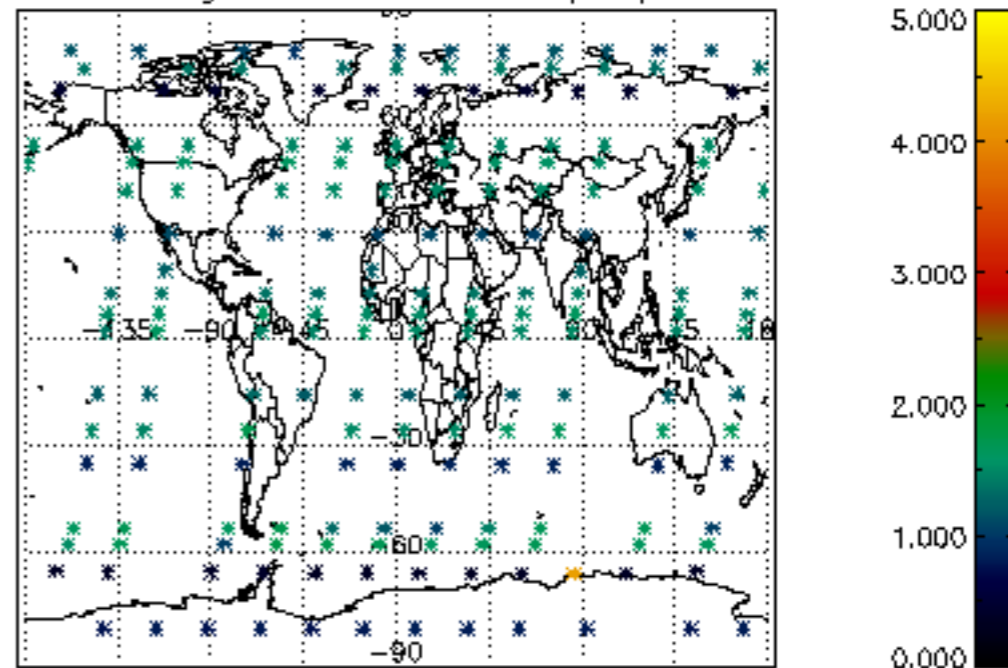
Percentage of saturation errors per profile



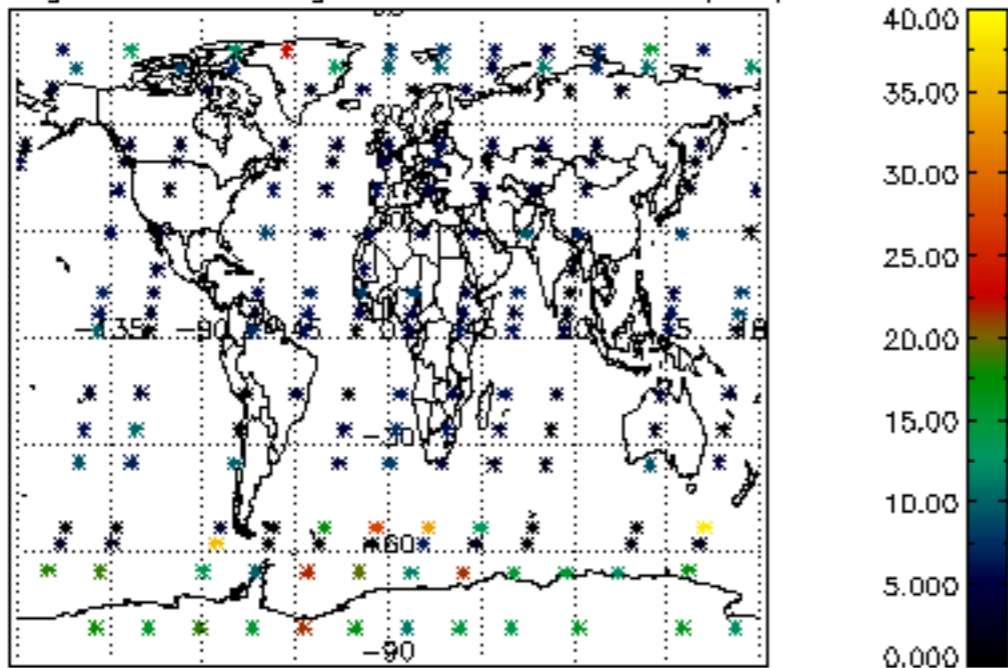
Percentage of cosmic ray hits per profile



Percentage of datation errors per profile



Percentage of star falling outside central band per profile



Percentage of saturation errors per profile

