

GOMOS Level 2 Daily Report

SUMMARY

[1. General Info](#)

[2. Summary of processed GOM_NL_2P products](#)

[3. Level 2 Quality information per product](#)

[3.1 Plot of level 2 quality information per product \(time dependant\)](#)

[3.2 Plot of level 2 quality information per product \(world map\)](#)

[4. Level 1 Quality information per product \(stored on level 2 products\)](#)

[4.1 Plot of level 1 quality information per product \(time dependant\)](#)

[4.1.1 Plot of level 1 quality information per product \(time dependant\): ASCENDING](#)

[4.1.2 Plot of level 1 quality information per product \(time dependant\): DESCENDING](#)

[4.2 Plot of level 1 quality information per product \(world map\)](#)

[4.2.1 Plot of level 1 quality information per product \(world map\): ASCENDING](#)

[4.2.2 Plot of level 1 quality information per product \(world map\): DESCENDING](#)

[5. Ozone profiles based on quality statistics and other trace gas profiles](#)

[5.1 Ozone statistics based on quality of products](#)

[5.2 Plot ozone profiles for all STD \(dark without errors\)](#)

[5.3 Plot ozone profiles where STD < 20% \(dark without errors\)](#)

[5.4. Plot ozone profiles where STD < 10% \(dark without errors\)](#)

[5.5. Plot ozone profiles where STD < 5% \(dark without errors\)](#)

[5.6 Plot NO2 profiles for all STD \(dark without errors\)](#)

[5.7 Plot NO3 profiles for all STD \(dark without errors\)](#)

[5.8 Plot H2O profiles \(only for occultations of stars 1,2,3,4,13,14,16,26,63 dark without errors\) for all STD](#)

[6. Auxiliary Data Files used for the production reported in section 2](#)

This report presents the daily analysis on parameters extracted from GOMOS level 2 data (GOM_NL__2P). It is intended to monitor some important parameters that will impact the quality of these products. A list of level 2 products (and content) that have arrived during the reporting day to the PCF is also given.

Item	Value
Time of report generation	17APR2013 17:29:14
Data source version	GOMOS/6.01
Start time of products	23-04-2002 (23APR2002 00:00:00)
Stop time of products	24-04-2002 (24APR2002 00:00:00)
Store outputs in DB	Yes
Nb of level 2 prods	132
Nb of prods with errors	0

2. Summary of processed GOM_NL__2P products.

Nr	Filename	UTC Start time	Limb	Duration	Star Id	Star Name	Star Mag	Star Temp	Nb Meas	Orbit	Prod. error
1	GOM_NL__2PRFIN20020423_174053_000000362005_00213_00768_0776.N1	23-APR-2002 17:40:53	Straylight	35.500	12	Alp1Cru	0.77500	30000.	71	768	No
2	GOM_NL__2PRFIN20020423_174210_000000342005_00213_00768_0777.N1	23-APR-2002 17:42:10	Straylight	33.500	129	Del Cru	2.7930	26000.	67	768	No
3	GOM_NL__2PRFIN20020423_174353_000000392005_00213_00768_0778.N1	23-APR-2002 17:43:53	Straylight	38.500	109	Bet Lup	2.6770	26000.	77	768	No
4	GOM_NL__2PRFIN20020423_174529_000000632005_00213_00768_0779.N1	23-APR-2002 17:45:29	Straylight	62.500	136	23Tau Sco	2.8220	30000.	125	768	No
5	GOM_NL__2PRFIN20020423_174715_000000612005_00213_00768_0780.N1	23-APR-2002 17:47:15	Twilight	61.000	156	20Sig Sco	2.9030	28000.	122	768	No
6	GOM_NL__2PRFIN20020423_174914_000000652005_00213_00768_0781.N1	23-APR-2002 17:49:14	Twilight	65.000	80	7Del Sco	2.3160	30000.	130	768	No
7	GOM_NL__2PRFIN20020423_175122_000000372005_00213_00768_0782.N1	23-APR-2002 17:51:22	Twilight	36.500	169	46Gam Hya	2.9910	4700.0	73	768	No
8	GOM_NL__2PRFIN20020423_175248_000000462005_00213_00768_0783.N1	23-APR-2002 17:52:48	Bright	45.500	122	9Alp2Lib	2.7470	9700.0	91	768	No
9	GOM_NL__2PRFIN20020423_175449_000000372005_00213_00768_0784.N1	23-APR-2002 17:54:49	Bright	37.000	15	67Alp Vir	0.97600	28000.	74	768	No
10	GOM_NL__2PRFIN20020423_175701_000001322005_00213_00768_0785.N1	23-APR-2002 17:57:01	Bright	132.00	98	13Zet Oph	2.5710	30000.	264	768	No
11	GOM_NL__2PRFIN20020423_180244_000000332005_00213_00768_0786.N1	23-APR-2002 18:02:44	Bright	32.500	62	94Bet Leo	2.1360	9700.0	65	768	No
12	GOM_NL__2PRFIN20020423_180454_000000332005_00213_00768_0787.N1	23-APR-2002 18:04:54	Bright	32.500	96	68Del Leo	2.5600	9300.0	65	768	No
13	GOM_NL__2PRFIN20020423_180833_000000442005_00213_00768_0788.N1	23-APR-2002 18:08:33	Bright	44.000	83		2.3780	11000.	88	768	No
14	GOM_NL__2PRFIN20020423_181309_000000362005_00213_00768_0789.N1	23-APR-2002 18:13:09	Bright	35.500	39	85Eta UMa	1.8540	24000.	71	768	No
15	GOM_NL__2PRFIN20020423_181438_000000352005_00213_00768_0790.N1	23-APR-2002 18:14:38	Bright	35.000	82	48Bet UMa	2.3650	10600.	70	768	No
16	GOM_NL__2PRFIN20020423_181602_000000342005_00213_00768_0791.N1	23-APR-2002 18:16:02	Bright	33.500	36	50Alp UMa	1.8000	6300.0	67	768	No
17	GOM_NL__2PRFIN20020423_182108_000000412005_00213_00768_0792.N1	23-APR-2002 18:21:08	Bright	41.000	119	14Eta Dra	2.7270	4700.0	82	768	No
18	GOM_NL__2PRFIN20020423_182352_000000342005_00213_00768_0793.N1	23-APR-2002 18:23:52	Bright	33.500	49	1Alp UMi	1.9900	6300.0	67	768	No
19	GOM_NL__2PRFIN20020423_182643_000000542005_00213_00768_0794.N1	23-APR-2002 18:26:43	Bright	53.500	69	33Gam Dra	2.2310	3800.0	107	768	No
20	GOM_NL__2PRFIN20020423_183138_000000292005_00213_00768_0795.N1	23-APR-2002 18:31:38	Bright	29.000	76	27Gam Cas	2.3000	30000.	58	768	No
21	GOM_NL__2PRFIN20020423_183255_000000302005_00213_00768_0796.N1	23-APR-2002 18:32:55	Bright	30.000	68	18Alp Cas	2.2250	4500.0	60	768	No
22	GOM_NL__2PRFIN20020423_183529_000001322005_00213_00768_0797.N1	23-APR-2002 18:35:29	Bright	132.00	5	3Alp Lyr	0.033000	11000.	264	768	No
23	GOM_NL__2PRFIN20020423_184055_000000592005_00213_00768_0798.N1	23-APR-2002 18:40:55	Twilight	59.000	92	53Eps Cyg	2.5000	4500.0	118	768	No
24	GOM_NL__2PRFIN20020423_184532_000000392005_00213_00768_0799.N1	23-APR-2002 18:45:32	Twilight	39.000	90	54Alp Peg	2.4870	11000.	78	768	No
25	GOM_NL__2PRFIN20020423_184907_000000542005_00213_00768_0800.N1	23-APR-2002 18:49:07	Dark	54.000	61	8Eps Peg	2.1000	3900.0	108	768	No
26	GOM_NL__2PRFIN20020423_185134_000000462005_00213_00768_0801.N1	23-APR-2002 18:51:34	Dark	45.500	162	34Alp Aqr	2.9440	5350.0	91	768	No
27	GOM_NL__2PRFIN20020423_185440_000000522005_00213_00768_0802.N1	23-APR-2002 18:54:40	Dark	51.500	154	22Bet Aqr	2.8990	5700.0	103	768	No
28	GOM_NL__2PRFIN20020423_185805_000000392005_00213_00768_0803.N1	23-APR-2002 18:58:05	Dark	39.000	18	24Alp PsA	1.1660	9700.0	78	768	No
29	GOM_NL__2PRFIN20020423_190155_000000362005_00213_00768_0804.N1	23-APR-2002 19:01:55	Dark	35.500	172	Gam Gru	3.0030	13100.	71	768	No
30	GOM_NL__2PRFIN20020423_190343_000000362005_00213_00768_0805.N1	23-APR-2002 19:03:43	Dark	35.500	31	Alp Gru	1.7340	15200.	71	768	No
31	GOM_NL__2PRFIN20020423_190639_000000342005_00213_00768_0806.N1	23-APR-2002 19:06:39	Dark	34.000	148	Alp Tuc	2.8780	4100.0	68	768	No
32	GOM_NL__2PRFIN20020423_190859_000000362005_00214_00769_0776.N1	23-APR-2002 19:08:59	Dark	36.000	45	Alp Pav	1.9400	26000.	72	769	No
33	GOM_NL__2PRFIN20020423_191256_000000622005_00214_00769_0777.N1	23-APR-2002 19:12:56	Dark	62.000	103	38Zet Sgr	2.6000	9700.0	124	769	No
34	GOM_NL__2PRFIN20020423_191606_000000582005_00214_00769_0778.N1	23-APR-2002 19:16:06	Dark	58.000	38	20Eps Sgr	1.8360	11000.	116	769	No
35	GOM_NL__2PRFIN20020423_192129_000000362005_00214_00769_0779.N1	23-APR-2002 19:21:29	Straylight	36.000	12	Alp1Cru	0.77500	30000.	72	769	No
36	GOM_NL__2PRFIN20020423_192246_000000342005_00214_00769_0780.N1	23-APR-2002 19:22:46	Straylight	33.500	129	Del Cru	2.7930	26000.	67	769	No
37	GOM_NL__2PRFIN20020423_192430_000000392005_00214_00769_0781.N1	23-APR-2002 19:24:30	Straylight	38.500	109	Bet Lup	2.6770	26000.	77	769	No
38	GOM_NL__2PRFIN20020423_192606_000000592005_00214_00769_0782.N1	23-APR-2002 19:26:06	Straylight	58.500	136	23Tau Sco	2.8220	30000.	117	769	No
39	GOM_NL__2PRFIN20020423_192752_000000642005_00214_00769_0783.N1	23-APR-2002 19:27:52	Twilight	63.500	156	20Sig Sco	2.9030	28000.	127	769	No
40	GOM_NL__2PRFIN20020423_192950_000000652005_00214_00769_0784.N1	23-APR-2002 19:29:50	Twilight	65.000	80	7Del Sco	2.3160	30000.	130	769	No
41	GOM_NL__2PRFIN20020423_193158_000000382005_00214_00769_0785.N1	23-APR-2002 19:31:58	Twilight	37.500	169	46Gam Hya	2.9910	4700.0	75	769	No
42	GOM_NL__2PRFIN20020423_193324_000000432005_00214_00769_0786.N1	23-APR-2002 19:33:24	Bright	42.500	122	9Alp2Lib	2.7470	9700.0	85	769	No

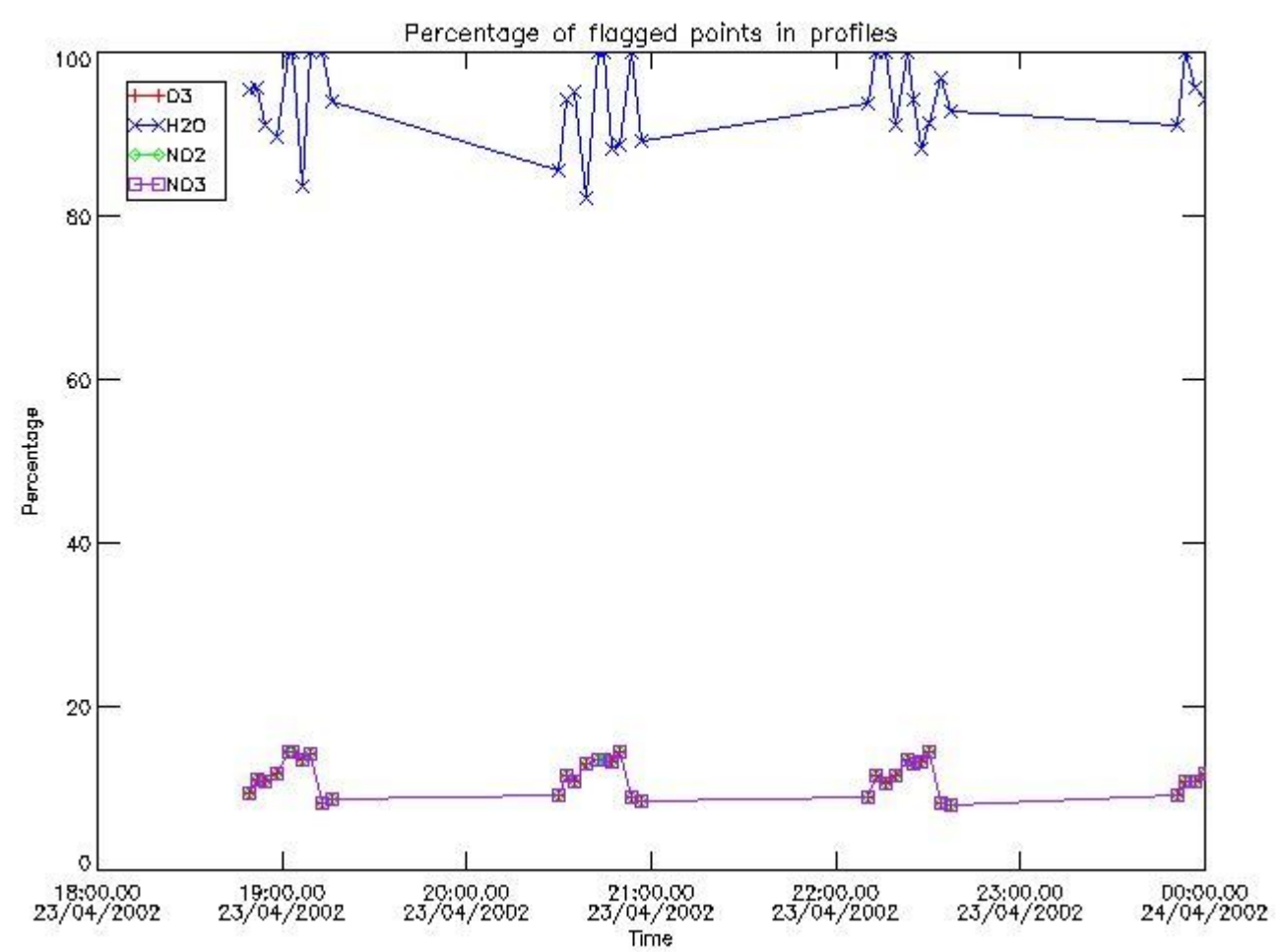
43	GOM_NL__2PRFIN20020423_193525_000000372005_00214_00769_0787.N1	23-APR-2002 19:35:25	Bright	37.000	15	67Alp Vir	0.97600	28000.	74	769	No
44	GOM_NL__2PRFIN20020423_193736_000001282005_00214_00769_0788.N1	23-APR-2002 19:37:36	Bright	127.50	98	13Zet Oph	2.5710	30000.	255	769	No
45	GOM_NL__2PRFIN20020423_194320_000000332005_00214_00769_0789.N1	23-APR-2002 19:43:20	Bright	32.500	62	94Bet Leo	2.1360	9700.0	65	769	No
46	GOM_NL__2PRFIN20020423_194530_000000332005_00214_00769_0790.N1	23-APR-2002 19:45:30	Bright	33.000	96	68Del Leo	2.5600	9300.0	66	769	No
47	GOM_NL__2PRFIN20020423_194908_000000452005_00214_00769_0791.N1	23-APR-2002 19:49:08	Bright	45.000	83		2.3780	11000.	90	769	No
48	GOM_NL__2PRFIN20020423_195345_000000382005_00214_00769_0792.N1	23-APR-2002 19:53:45	Bright	38.000	39	85Eta UMa	1.8540	24000.	76	769	No
49	GOM_NL__2PRFIN20020423_195515_000000342005_00214_00769_0793.N1	23-APR-2002 19:55:15	Bright	34.000	82	48Bet UMa	2.3650	10600.	68	769	No
50	GOM_NL__2PRFIN20020423_195639_000000372005_00214_00769_0794.N1	23-APR-2002 19:56:39	Bright	36.500	36	50Alp UMa	1.8000	6300.0	73	769	No
51	GOM_NL__2PRFIN20020423_200144_000000422005_00214_00769_0795.N1	23-APR-2002 20:01:44	Bright	42.000	119	14Eta Dra	2.7270	4700.0	84	769	No
52	GOM_NL__2PRFIN20020423_200428_000000352005_00214_00769_0796.N1	23-APR-2002 20:04:28	Bright	34.500	49	1Alp UMi	1.9900	6300.0	69	769	No
53	GOM_NL__2PRFIN20020423_200717_000000602005_00214_00769_0797.N1	23-APR-2002 20:07:17	Bright	60.000	69	33Gam Dra	2.2310	3800.0	120	769	No
54	GOM_NL__2PRFIN20020423_201214_000000462005_00214_00769_0798.N1	23-APR-2002 20:12:14	Bright	46.000	76	27Gam Cas	2.3000	30000.	92	769	No
55	GOM_NL__2PRFIN20020423_201331_000000332005_00214_00769_0799.N1	23-APR-2002 20:13:31	Bright	32.500	68	18Alp Cas	2.2250	4500.0	65	769	No
56	GOM_NL__2PRFIN20020423_201603_000001332005_00214_00769_0800.N1	23-APR-2002 20:16:03	Bright	132.50	5	3Alp Lyr	0.033000	11000.	265	769	No
57	GOM_NL__2PRFIN20020423_202131_000000652005_00214_00769_0801.N1	23-APR-2002 20:21:31	Twi_and_stray	64.500	92	53Eps Cyg	2.5000	4500.0	129	769	No
58	GOM_NL__2PRFIN20020423_202608_000000422005_00214_00769_0802.N1	23-APR-2002 20:26:08	Twi_and_stray	41.500	90	54Alp Peg	2.4870	11000.	83	769	No
59	GOM_NL__2PRFIN20020423_202943_000000562005_00214_00769_0803.N1	23-APR-2002 20:29:43	Dark	56.000	61	8Eps Peg	2.1000	3900.0	112	769	No
60	GOM_NL__2PRFIN20020423_203211_000000442005_00214_00769_0804.N1	23-APR-2002 20:32:11	Dark	44.000	162	34Alp Aqr	2.9440	5350.0	88	769	No
61	GOM_NL__2PRFIN20020423_203517_000000522005_00214_00769_0805.N1	23-APR-2002 20:35:17	Dark	51.500	154	22Bet Aqr	2.8990	5700.0	103	769	No
62	GOM_NL__2PRFIN20020423_203841_000000402005_00214_00769_0806.N1	23-APR-2002 20:38:41	Dark	39.500	18	24Alp PsA	1.1660	9700.0	79	769	No
63	GOM_NL__2PRFIN20020423_204231_000000382005_00214_00769_0807.N1	23-APR-2002 20:42:31	Dark	38.000	172	Gam Gru	3.0030	13100.	76	769	No
64	GOM_NL__2PRFIN20020423_204419_000000382005_00214_00769_0808.N1	23-APR-2002 20:44:19	Dark	38.000	31	Alp Gru	1.7340	15200.	76	769	No
65	GOM_NL__2PRFIN20020423_204715_000000352005_00214_00769_0809.N1	23-APR-2002 20:47:15	Dark	34.500	148	Alp Tuc	2.8780	4100.0	69	769	No
66	GOM_NL__2PRFIN20020423_204936_000000362005_00215_00770_0777.N1	23-APR-2002 20:49:36	Dark	35.500	45	Alp Pav	1.9400	26000.	71	770	No
67	GOM_NL__2PRFIN20020423_205334_000000622005_00215_00770_0778.N1	23-APR-2002 20:53:34	Dark	62.000	103	38Zet Sgr	2.6000	9700.0	124	770	No
68	GOM_NL__2PRFIN20020423_205643_000000612005_00215_00770_0779.N1	23-APR-2002 20:56:43	Dark	61.000	38	20Eps Sgr	1.8360	11000.	122	770	No
69	GOM_NL__2PRFIN20020423_210205_000000342005_00215_00770_0780.N1	23-APR-2002 21:02:05	Straylight	34.000	12	Alp1Cru	0.77500	30000.	68	770	No
70	GOM_NL__2PRFIN20020423_210322_000000352005_00215_00770_0781.N1	23-APR-2002 21:03:22	Straylight	34.500	129	Del Cru	2.7930	26000.	69	770	No
71	GOM_NL__2PRFIN20020423_210506_000000392005_00215_00770_0782.N1	23-APR-2002 21:05:06	Straylight	39.000	109	Bet Lup	2.6770	26000.	78	770	No
72	GOM_NL__2PRFIN20020423_210643_000000602005_00215_00770_0783.N1	23-APR-2002 21:06:43	Straylight	60.000	136	23Tau Sco	2.8220	30000.	120	770	No
73	GOM_NL__2PRFIN20020423_210828_000000632005_00215_00770_0784.N1	23-APR-2002 21:08:28	Twi_and_stray	62.500	156	20Sig Sco	2.9030	28000.	125	770	No
74	GOM_NL__2PRFIN20020423_211027_000000642005_00215_00770_0785.N1	23-APR-2002 21:10:27	Twi_and_stray	64.000	80	7Del Sco	2.3160	30000.	128	770	No
75	GOM_NL__2PRFIN20020423_211234_000000382005_00215_00770_0786.N1	23-APR-2002 21:12:34	Twi_and_stray	37.500	169	46Gam Hya	2.9910	4700.0	75	770	No
76	GOM_NL__2PRFIN20020423_211400_000000452005_00215_00770_0787.N1	23-APR-2002 21:14:00	Bright	45.000	122	9Alp2Lib	2.7470	9700.0	90	770	No
77	GOM_NL__2PRFIN20020423_211601_000000382005_00215_00770_0788.N1	23-APR-2002 21:16:01	Bright	38.000	15	67Alp Vir	0.97600	28000.	76	770	No
78	GOM_NL__2PRFIN20020423_211811_000001302005_00215_00770_0789.N1	23-APR-2002 21:18:11	Bright	130.00	98	13Zet Oph	2.5710	30000.	260	770	No
79	GOM_NL__2PRFIN20020423_212356_000000332005_00215_00770_0790.N1	23-APR-2002 21:23:56	Bright	32.500	62	94Bet Leo	2.1360	9700.0	65	770	No
80	GOM_NL__2PRFIN20020423_212606_000000342005_00215_00770_0791.N1	23-APR-2002 21:26:06	Bright	33.500	96	68Del Leo	2.5600	9300.0	67	770	No
81	GOM_NL__2PRFIN20020423_212944_000000442005_00215_00770_0792.N1	23-APR-2002 21:29:44	Bright	43.500	83		2.3780	11000.	87	770	No
82	GOM_NL__2PRFIN20020423_213421_000000352005_00215_00770_0793.N1	23-APR-2002 21:34:21	Bright	34.500	39	85Eta UMa	1.8540	24000.	69	770	No
83	GOM_NL__2PRFIN20020423_213551_000000332005_00215_00770_0794.N1	23-APR-2002 21:35:51	Bright	32.500	82	48Bet UMa	2.3650	10600.	65	770	No
84	GOM_NL__2PRFIN20020423_213715_000000342005_00215_00770_0795.N1	23-APR-2002 21:37:15	Bright	33.500	36	50Alp UMa	1.8000	6300.0	67	770	No
85	GOM_NL__2PRFIN20020423_214219_000000412005_00215_00770_0796.N1	23-APR-2002 21:42:19	Bright	41.000	119	14Eta Dra	2.7270	4700.0	82	770	No
86	GOM_NL__2PRFIN20020423_214504_000000342005_00215_00770_0797.N1	23-APR-2002 21:45:04	Bright	33.500	49	1Alp UMi	1.9900	6300.0	67	770	No
87	GOM_NL__2PRFIN20020423_214752_000000582005_00215_00770_0798.N1	23-APR-2002 21:47:52	Bright	57.500	69	33Gam Dra	2.2310	3800.0	115	770	No
88	GOM_NL__2PRFIN20020423_215250_000000342005_00215_00770_0799.N1	23-APR-2002 21:52:50	Bright	34.000	76	27Gam Cas	2.3000	30000.	68	770	No
89	GOM_NL__2PRFIN20020423_215408_000000302005_00215_00770_0800.N1	23-APR-2002 21:54:08	Bright	29.500	68	18Alp Cas	2.2250	4500.0	59	770	No
90	GOM_NL__2PRFIN20020423_215638_000001292005_00215_00770_0801.N1	23-APR-2002 21:56:38	Bright	128.50	5	3Alp Lyr	0.033000	11000.	257	770	No
91	GOM_NL__2PRFIN20020423_220207_000000652005_00215_00770_0802.N1	23-APR-2002 22:02:07	Twi_and_stray	64.500	92	53Eps Cyg	2.5000	4500.0	129	770	No
92	GOM_NL__2PRFIN20020423_220644_000000412005_00215_00770_0803.N1	23-APR-2002 22:06:44	Twi_and_stray	40.500	90	54Alp Peg	2.4870	11000.	81	770	No
93	GOM_NL__2PRFIN20020423_221020_000000572005_00215_00770_0804.N1	23-APR-2002 22:10:20	Dark	56.500	61	8Eps Peg	2.1000	3900.0	113	770	No
94	GOM_NL__2PRFIN20020423_221247_000000442005_00215_00770_0805.N1	23-APR-2002 22:12:47	Dark	44.000	162	34Alp Aqr	2.9440	5350.0	88	770	No
95	GOM_NL__2PRFIN20020423_221554_000000482005_00215_00770_0806.N1	23-APR-2002 22:15:54	Dark	48.000	154	22Bet Aqr	2.8990	5700.0	96	770	No
96	GOM_NL__2PRFIN20020423_221918_000000402005_00215_00770_0807.N1	23-APR-2002 22:19:18	Dark	39.500	18	24Alp PsA	1.1660	9700.0	79	770	No
97	GOM_NL__2PRFIN20020423_222308_000000382005_00215_00770_0808.N1	23-APR-2002 22:23:08	Dark	37.500	172	Gam Gru	3.0030	13100.	75	770	No
98	GOM_NL__2PRFIN20020423_222456_000000362005_00215_00770_0809.N1	23-APR-2002 22:24:56	Dark	35.500	31	Alp Gru	1.7340	15200.	71	770	No
99	GOM_NL__2PRFIN20020423_222752_000000352005_00215_00770_0810.N1	23-APR-2002 22:27:52	Dark	34.500	148	Alp Tuc	2.8780	4100.0	69	770	No
100	GOM_NL__2PRFIN20020423_223013_000000362005_00216_00771_0777.N1	23-APR-2002 22:30:13	Dark	35.500	45	Alp Pav	1.9400	26000.	71	771	No
101	GOM_NL__2PRFIN20020423_223412_000000632005_00216_00771_0778.N1	23-APR-2002 22:34:12	Dark	63.000	103	38Zet Sgr	2.6000	9700.0	126	771	No

102	GOM_NL__2PRFIN20020423_223721_000000642005_00216_00771_0779.N1	23-APR-2002 22:37:21	Dark	63.500	38	20Eps Sgr	1.8360	11000.	127	771	No
103	GOM_NL__2PRFIN20020423_224058_000000342005_00216_00771_0780.N1	23-APR-2002 22:40:58	Straylight	34.000	112	Alp Mus	2.6880	26000.	68	771	No
104	GOM_NL__2PRFIN20020423_224222_000000402005_00216_00771_0781.N1	23-APR-2002 22:42:22	Straylight	39.500	10	Bet Cen	0.61000	28000.	79	771	No
105	GOM_NL__2PRFIN20020423_224358_000000342005_00216_00771_0782.N1	23-APR-2002 22:43:58	Straylight	34.000	129	Del Cru	2.7930	26000.	68	771	No
106	GOM_NL__2PRFIN20020423_224543_000000402005_00216_00771_0783.N1	23-APR-2002 22:45:43	Straylight	39.500	109	Bet Lup	2.6770	26000.	79	771	No
107	GOM_NL__2PRFIN20020423_224720_000000622005_00216_00771_0784.N1	23-APR-2002 22:47:20	Straylight	62.000	136	23Tau Sco	2.8220	30000.	124	771	No
108	GOM_NL__2PRFIN20020423_224905_000000592005_00216_00771_0785.N1	23-APR-2002 22:49:05	Tw_i_and_stray	59.000	156	20Sig Sco	2.9030	28000.	118	771	No
109	GOM_NL__2PRFIN20020423_225103_000000632005_00216_00771_0786.N1	23-APR-2002 22:51:03	Tw_i_and_stray	62.500	80	7Del Sco	2.3160	30000.	125	771	No
110	GOM_NL__2PRFIN20020423_225311_000000382005_00216_00771_0787.N1	23-APR-2002 22:53:11	Tw_i_and_stray	38.000	169	46Gam Hya	2.9910	4700.0	76	771	No
111	GOM_NL__2PRFIN20020423_225437_000000462005_00216_00771_0788.N1	23-APR-2002 22:54:37	Bright	46.000	122	9Alp2Lib	2.7470	9700.0	92	771	No
112	GOM_NL__2PRFIN20020423_225637_000000372005_00216_00771_0789.N1	23-APR-2002 22:56:37	Bright	36.500	15	67Alp Vir	0.97600	28000.	73	771	No
113	GOM_NL__2PRFIN20020423_225846_000001272005_00216_00771_0790.N1	23-APR-2002 22:58:46	Bright	126.50	98	13Zet Oph	2.5710	30000.	253	771	No
114	GOM_NL__2PRFIN20020423_230309_000000332005_00216_00771_0791.N1	23-APR-2002 23:03:09	Bright	33.000	138	47Eps Vir	2.8280	4700.0	66	771	No
115	GOM_NL__2PRFIN20020423_230433_000000332005_00216_00771_0792.N1	23-APR-2002 23:04:33	Bright	32.500	62	94Bet Leo	2.1360	9700.0	65	771	No
116	GOM_NL__2PRFIN20020423_230643_000000332005_00216_00771_0793.N1	23-APR-2002 23:06:43	Bright	33.000	96	68Del Leo	2.5600	9300.0	66	771	No
117	GOM_NL__2PRFIN20020423_231019_000000472005_00216_00771_0794.N1	23-APR-2002 23:10:19	Bright	46.500	83		2.3780	11000.	93	771	No
118	GOM_NL__2PRFIN20020423_231456_000000372005_00216_00771_0795.N1	23-APR-2002 23:14:56	Bright	36.500	39	85Eta UMa	1.8540	24000.	73	771	No
119	GOM_NL__2PRFIN20020423_231627_000000342005_00216_00771_0796.N1	23-APR-2002 23:16:27	Bright	33.500	82	48Bet UMa	2.3650	10600.	67	771	No
120	GOM_NL__2PRFIN20020423_231751_000000342005_00216_00771_0797.N1	23-APR-2002 23:17:51	Bright	33.500	36	50Alp UMa	1.8000	6300.0	67	771	No
121	GOM_NL__2PRFIN20020423_232254_000000422005_00216_00771_0798.N1	23-APR-2002 23:22:54	Bright	42.000	119	14Eta Dra	2.7270	4700.0	84	771	No
122	GOM_NL__2PRFIN20020423_232540_000000312005_00216_00771_0799.N1	23-APR-2002 23:25:40	Bright	31.000	49	1Alp UMi	1.9900	6300.0	62	771	No
123	GOM_NL__2PRFIN20020423_232827_000000592005_00216_00771_0800.N1	23-APR-2002 23:28:27	Bright	59.000	69	33Gam Dra	2.2310	3800.0	118	771	No
124	GOM_NL__2PRFIN20020423_233326_000000342005_00216_00771_0801.N1	23-APR-2002 23:33:26	Bright	33.500	76	27Gam Cas	2.3000	30000.	67	771	No
125	GOM_NL__2PRFIN20020423_233444_000000312005_00216_00771_0802.N1	23-APR-2002 23:34:44	Bright	31.000	68	18Alp Cas	2.2250	4500.0	62	771	No
126	GOM_NL__2PRFIN20020423_233713_000001332005_00216_00771_0803.N1	23-APR-2002 23:37:13	Bright	133.00	5	3Alp Lyr	0.033000	11000.	266	771	No
127	GOM_NL__2PRFIN20020423_234243_000000622005_00216_00771_0804.N1	23-APR-2002 23:42:43	Tw_i_and_stray	62.000	92	53Eps Cyg	2.5000	4500.0	124	771	No
128	GOM_NL__2PRFIN20020423_234720_000000402005_00216_00771_0805.N1	23-APR-2002 23:47:20	Tw_i_and_stray	40.000	90	54Alp Peg	2.4870	11000.	80	771	No
129	GOM_NL__2PRFIN20020423_235057_000000562005_00216_00771_0806.N1	23-APR-2002 23:50:57	Dark	56.000	61	8Eps Peg	2.1000	3900.0	112	771	No
130	GOM_NL__2PRFIN20020423_235324_000000472005_00216_00771_0807.N1	23-APR-2002 23:53:24	Dark	46.500	162	34Alp Aqr	2.9440	5350.0	93	771	No
131	GOM_NL__2PRFIN20020423_235631_000000472005_00216_00771_0808.N1	23-APR-2002 23:56:31	Dark	47.000	154	22Bet Aqr	2.8990	5700.0	94	771	No
132	GOM_NL__2PRFIN20020423_235954_000000432005_00216_00771_0809.N1	23-APR-2002 23:59:54	Dark	43.000	18	24Alp PsA	1.1660	9700.0	86	771	No

3. Quality information per product


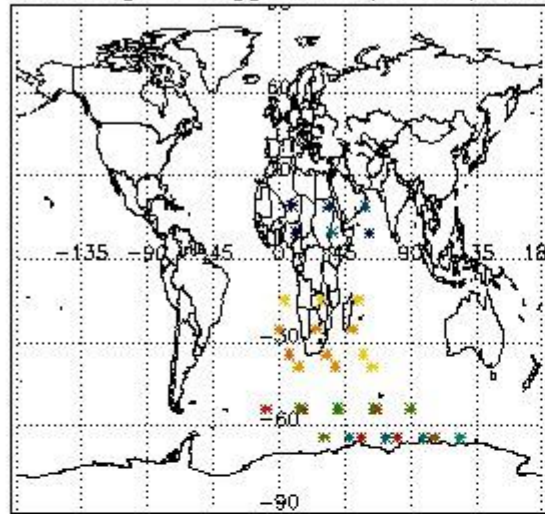
In this section it is plotted some information contained in the Quality Summary data set of the level 2 products. Only products in dark limb conditions and without errors (error flag in the MPH set to "0") are used.

3.1 Plot quality information per product (time dependant)

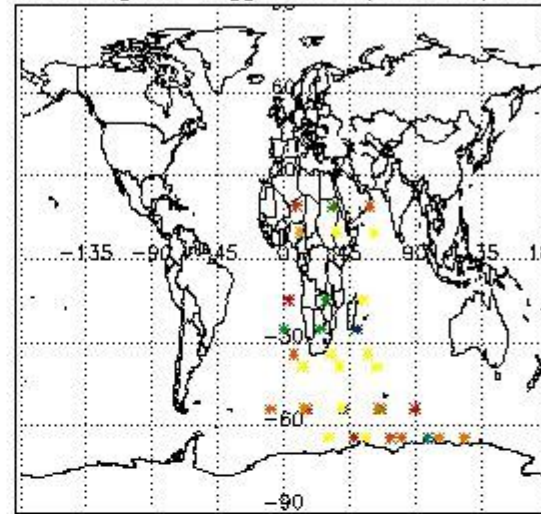


3.2 Plot quality information per product (world map)

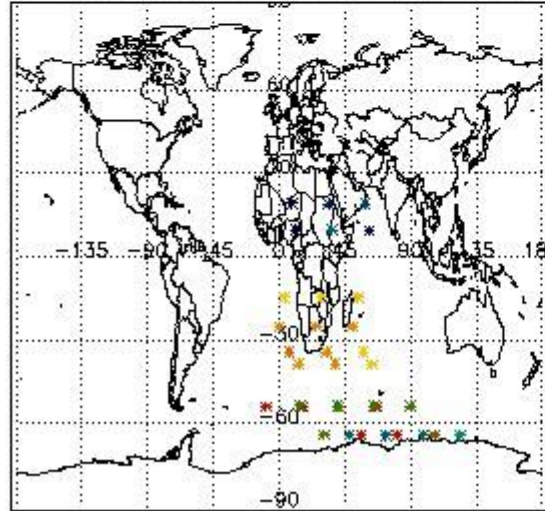
Percentage of flagged data per O3 profile



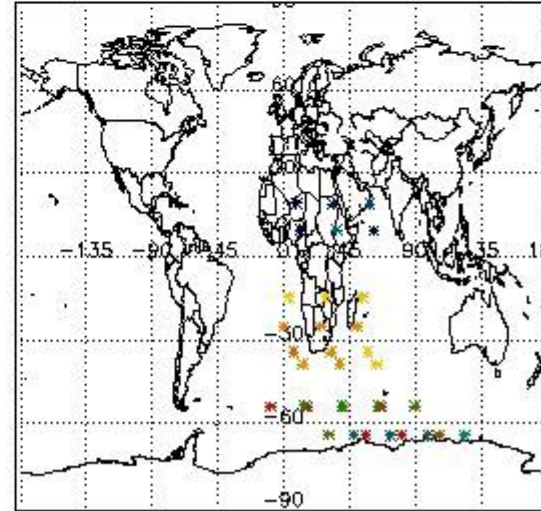
Percentage of flagged data per H2O profile



Percentage of flagged data per NO2 profile



Percentage of flagged data per NO3 profile

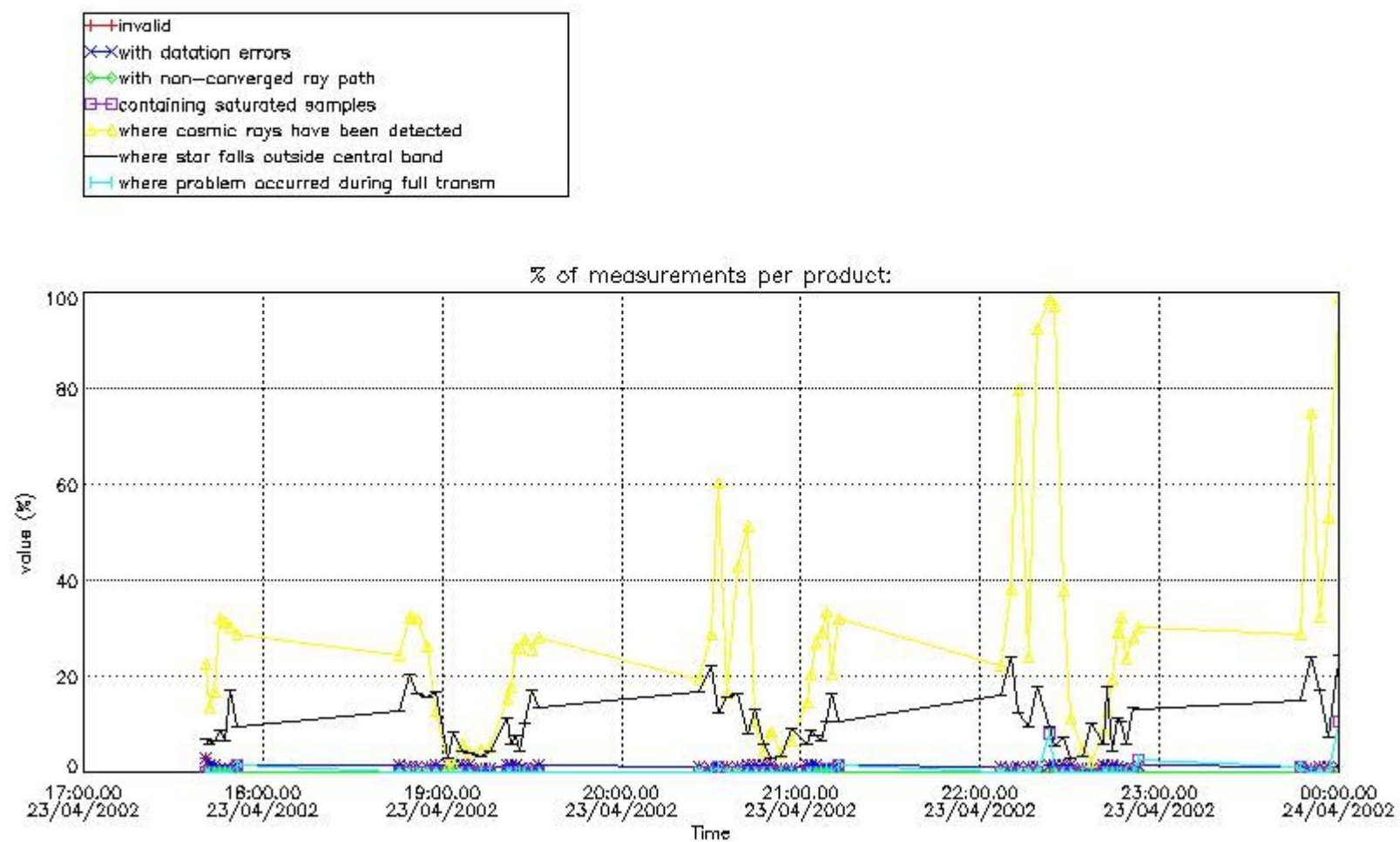


4. Level 1 quality information per product

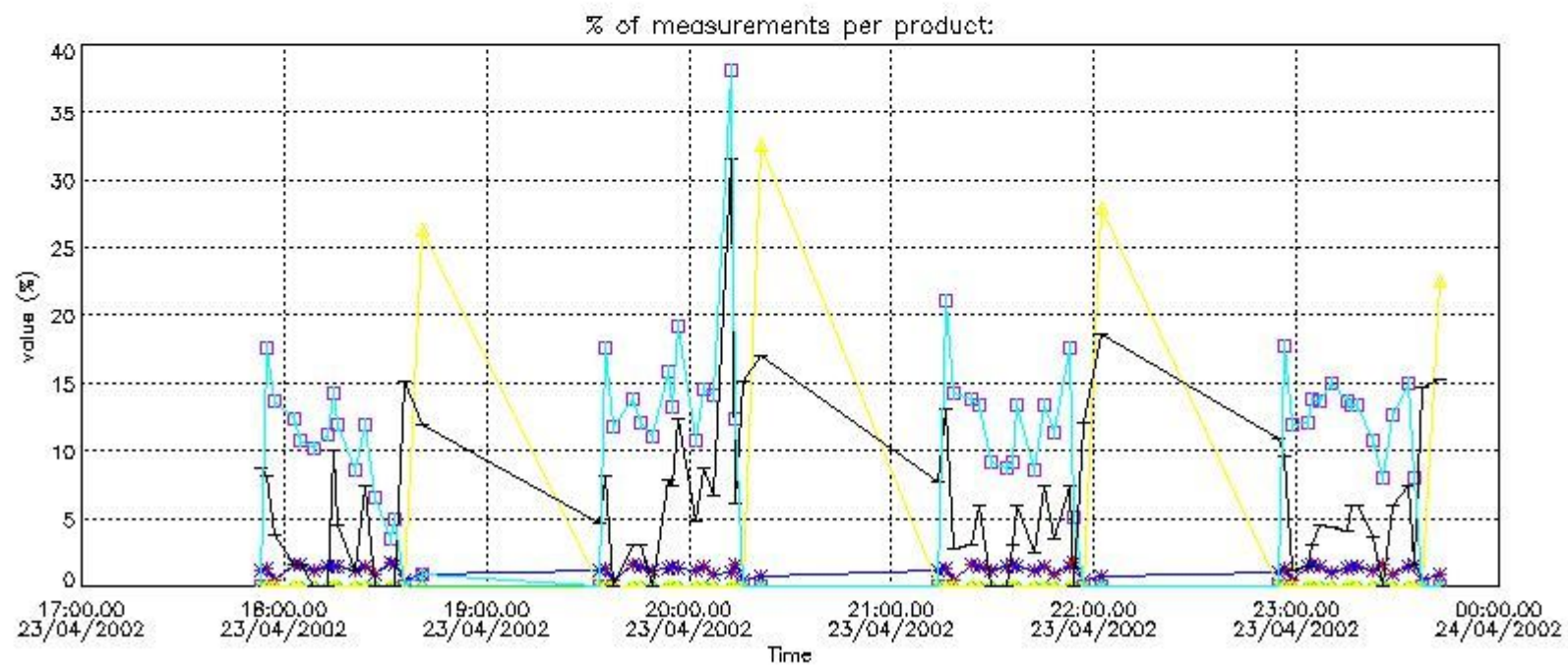
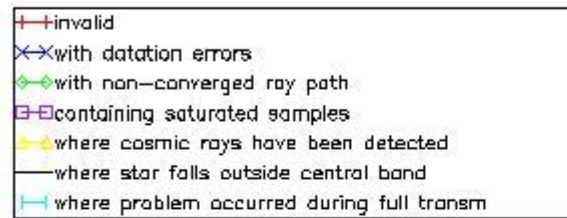
In this section it is plotted some information contained in the Quality Summary data set of the level 2 products that comes from the level 1b processing. Products without errors (error flag in the MPH set to "0") are used.

4.1 Plot quality information per product (time dependant) coming from level 1b processing

4.1.1 Plot level 1 quality information per product (time dependant): ENVISAT ASCENDING passes



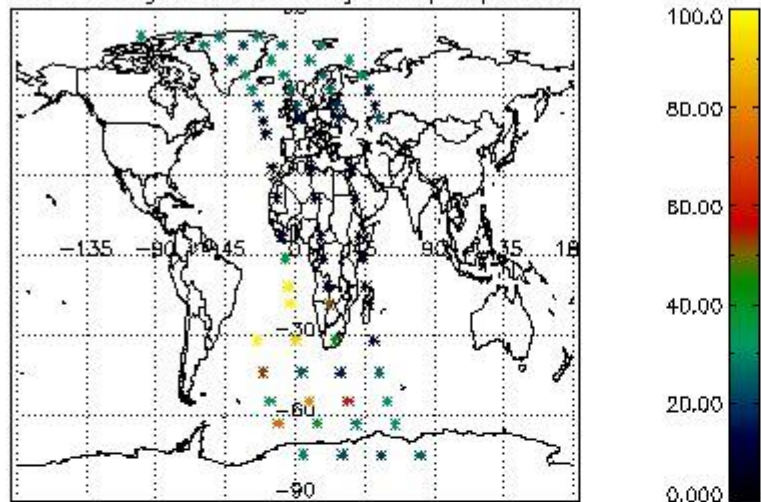
4.1.2 Plot level 1 quality information per product (time dependant): ENVISAT DESCENDING passes



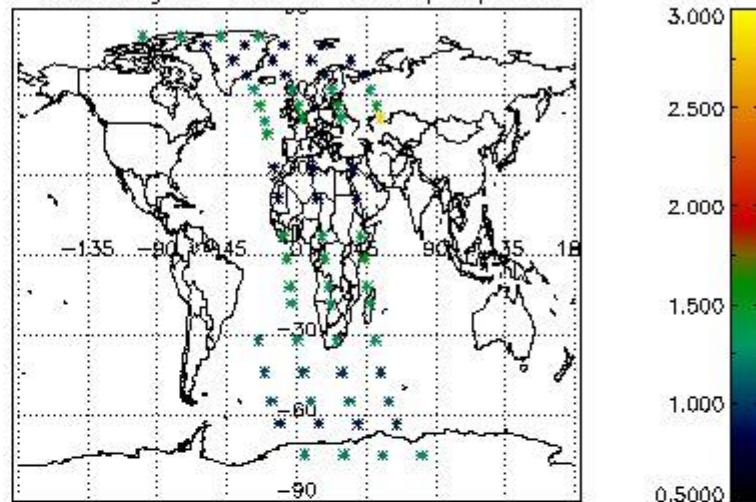
4.2 Plot quality information per product coming from level 1b processing (world map)

4.2.1 Plot level 1 quality information per product (world map): ENVISAT ASCENDING passes

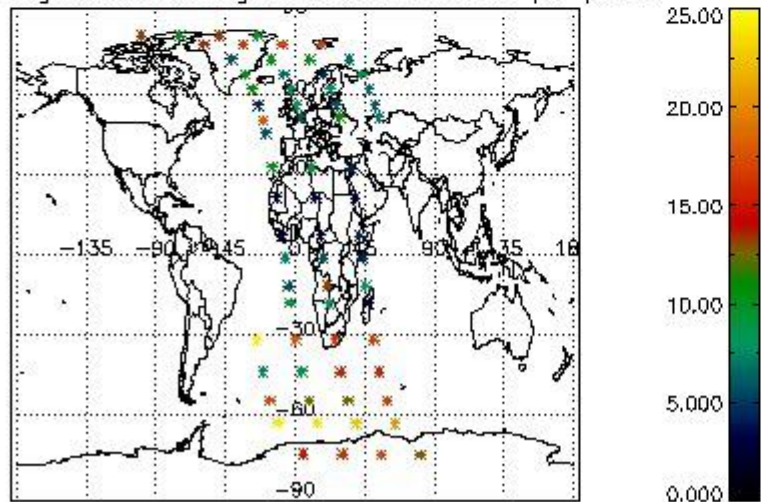
Percentage of cosmic ray hits per profile



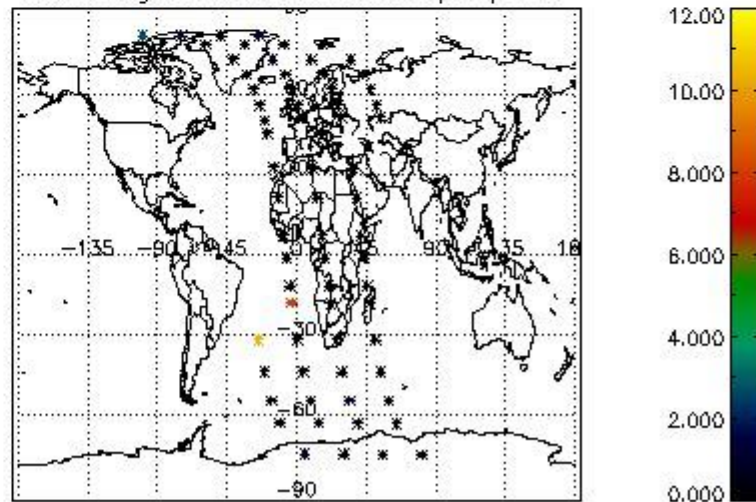
Percentage of datation errors per profile



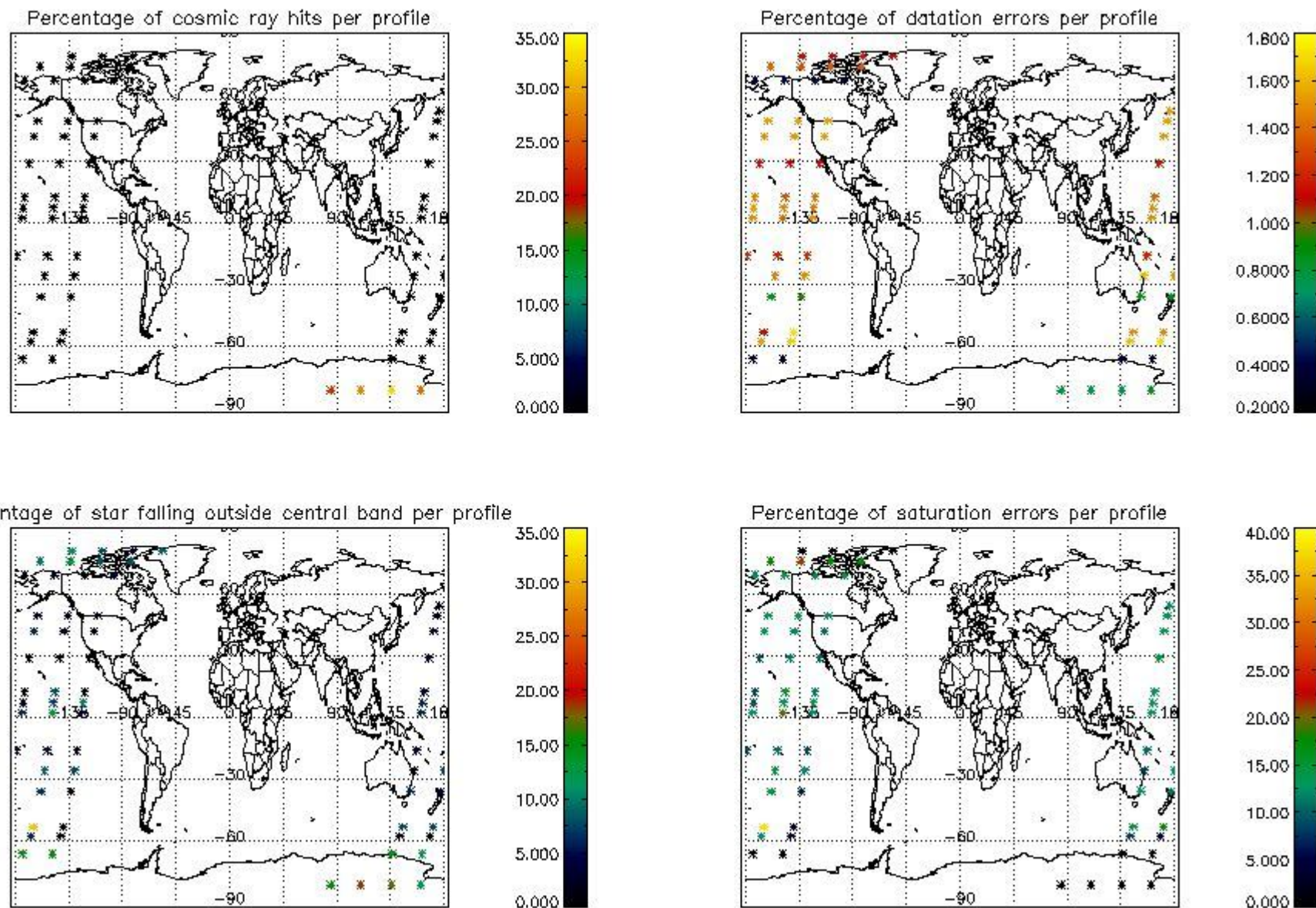
Percentage of star falling outside central band per profile



Percentage of saturation errors per profile



4.2.2 Plot level 1 quality information per product (world map): ENVISAT DESCENDING passes



5. Trace gas profiles

5.1 Ozone statistics based on quality of products

The final quality of the products can be "measured" using the STD (Standard Deviation) attached to every point profile. This information is written to the parameter GOM_NL__2P/NL_LOCAL_SPECIES_DENSITY/o3_std of the level 2 products. The table below shows the statistics for given STD ranges.

The statistics are given with respect to the overall valid production:

- Products without fatal errors: GOM_NL__2P/MPH/PRODUCT_ERR=0
- Valid point profile: GOM_NL__2P/NL_LOCAL_SPECIES_DENSITY/pcd(0)=0

The 'Criteria' is applied to valid points of dark limb products:

- Products in dark limb illumination condition: GOM_NL__2P/NL_SUMMARY_QUALITY/obs_ill_cond=0
- Products without fatal errors: GOM_NL__2P/MPH/PRODUCT_ERR=0
- Valid point profile: GOM_NL__2P/NL_LOCAL_SPECIES_DENSITY/pcd(0)=0

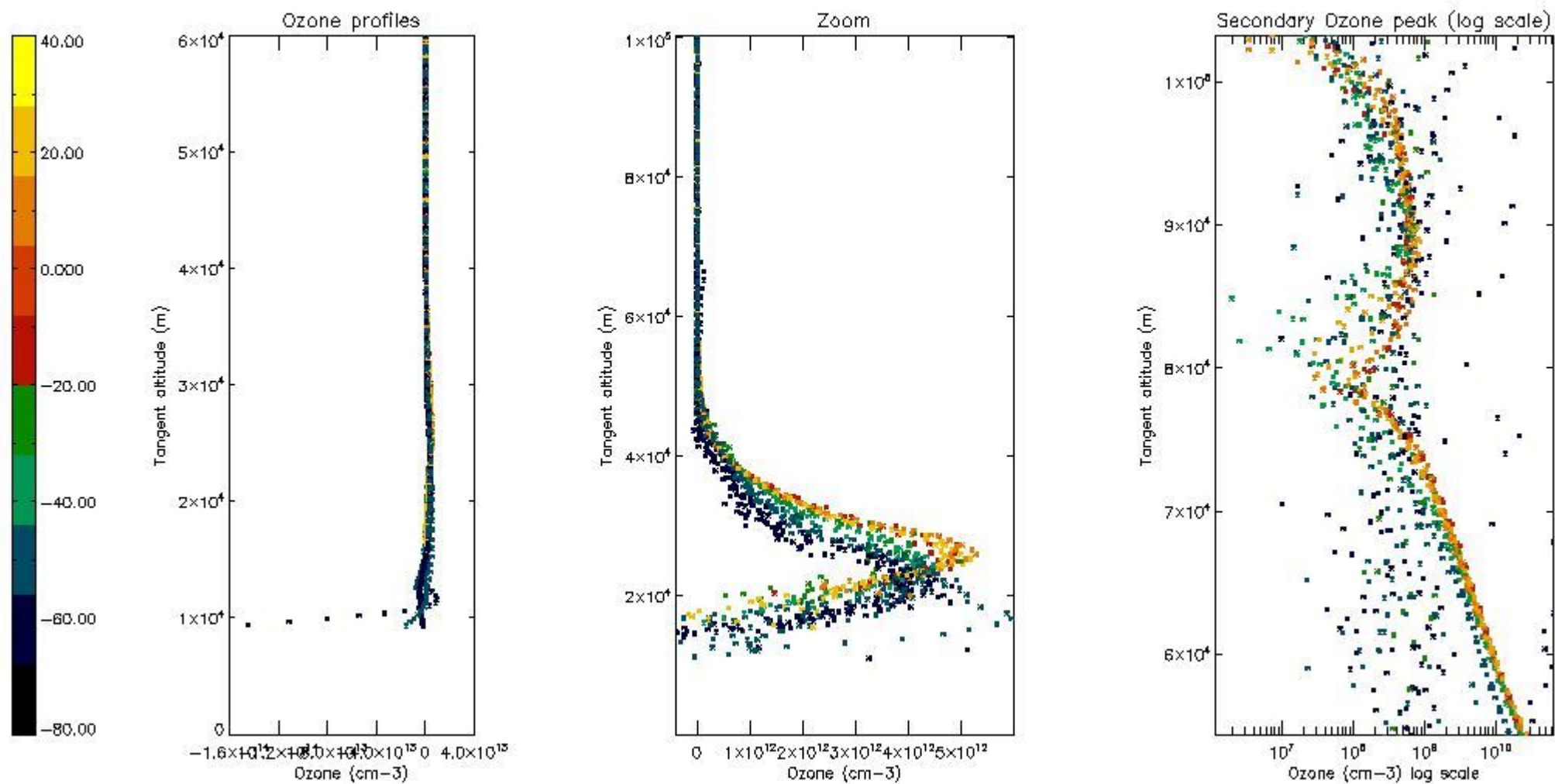
So, the table below shows the percentage of dark limb and valid observations for each criteria with respect to the overall valid daily observations.

Criteria	% of total production
All STD	24
STD < 20	14

STD < 10	11
STD < 5	8

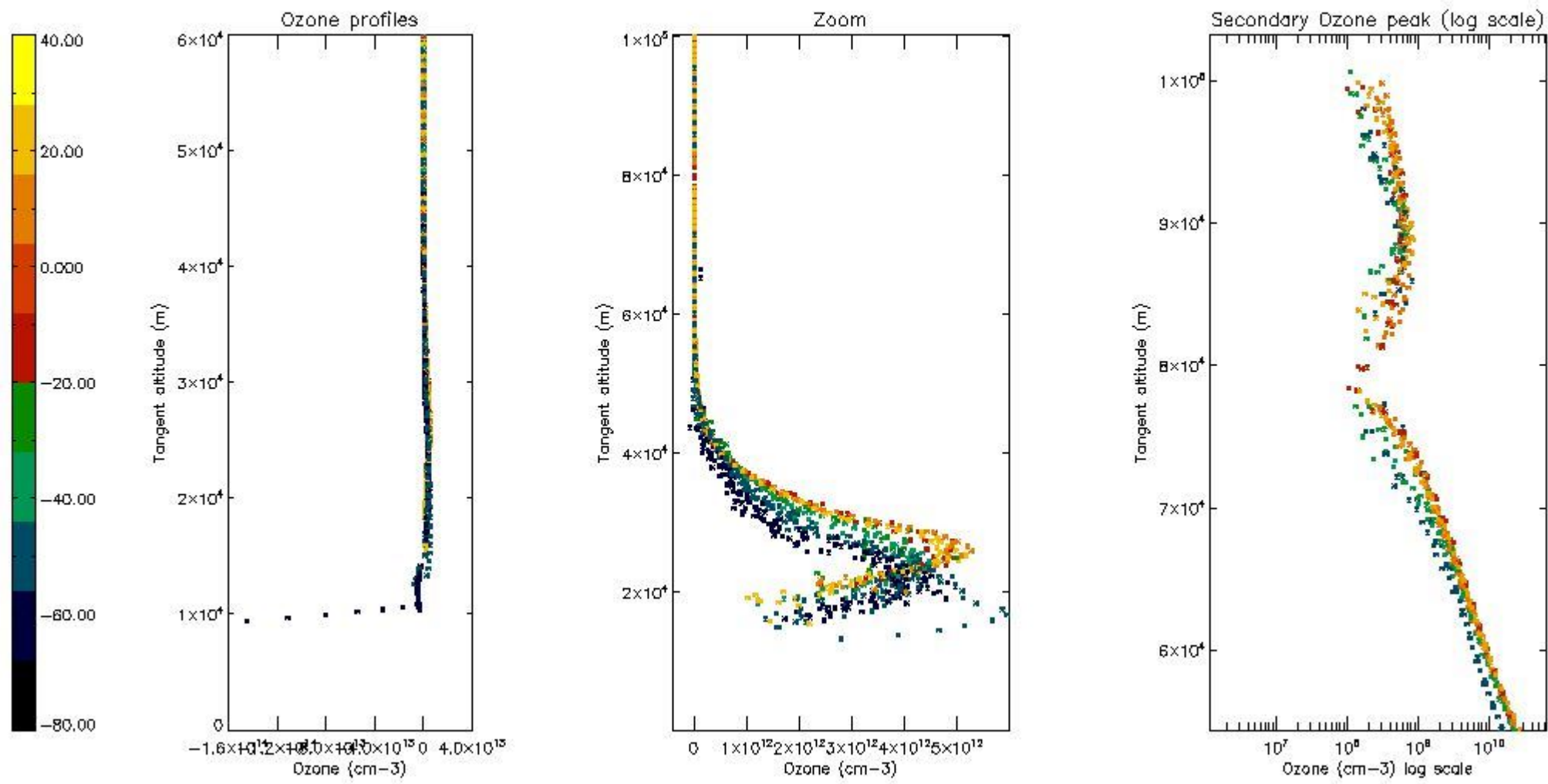
5.2 Plot ozone profiles for all STD (dark without errors)

The colorbar represents the latitude.



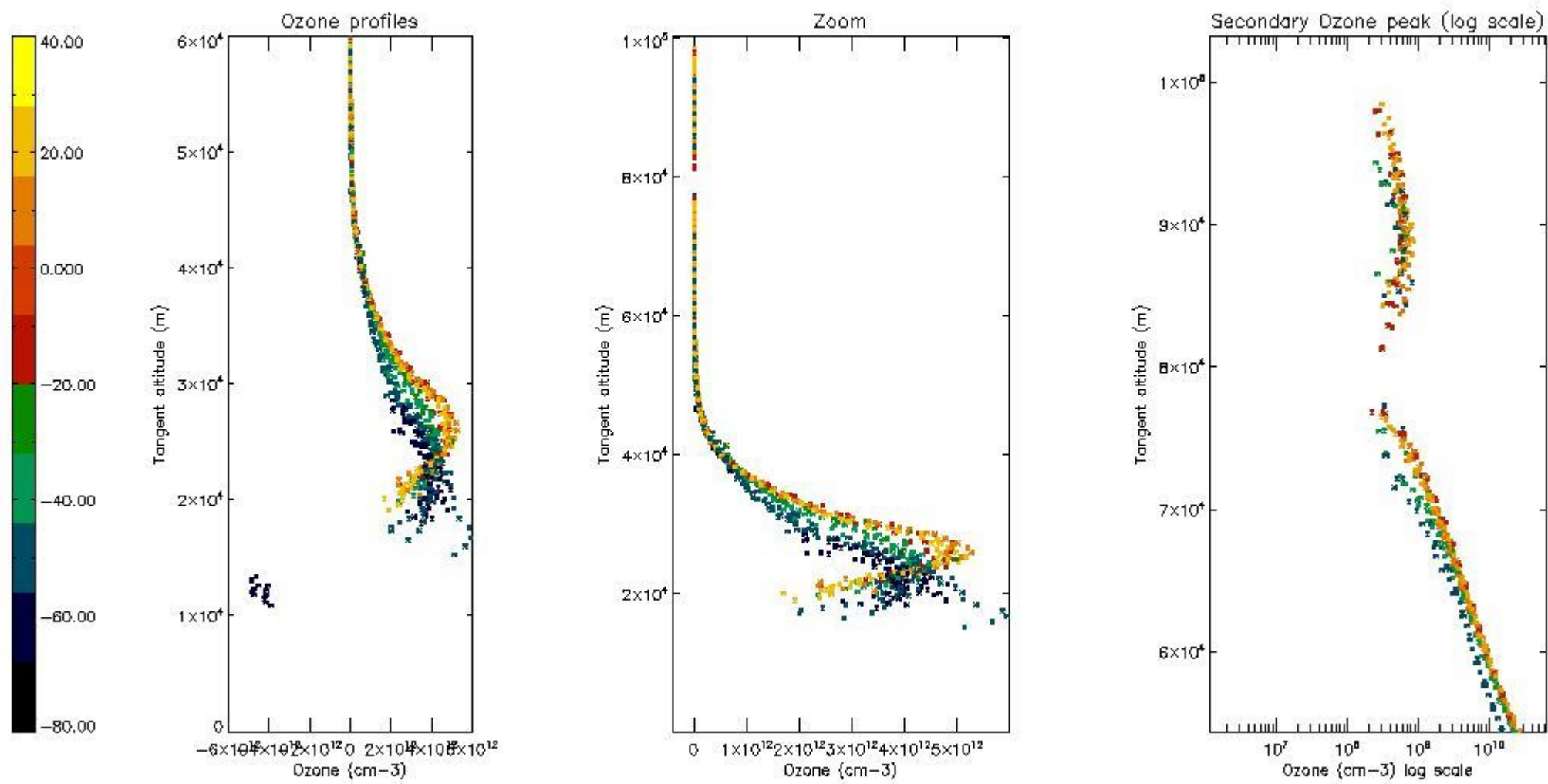
5.3 Plot ozone profiles where STD < 20% (dark without errors)

The colorbar represents the latitude.



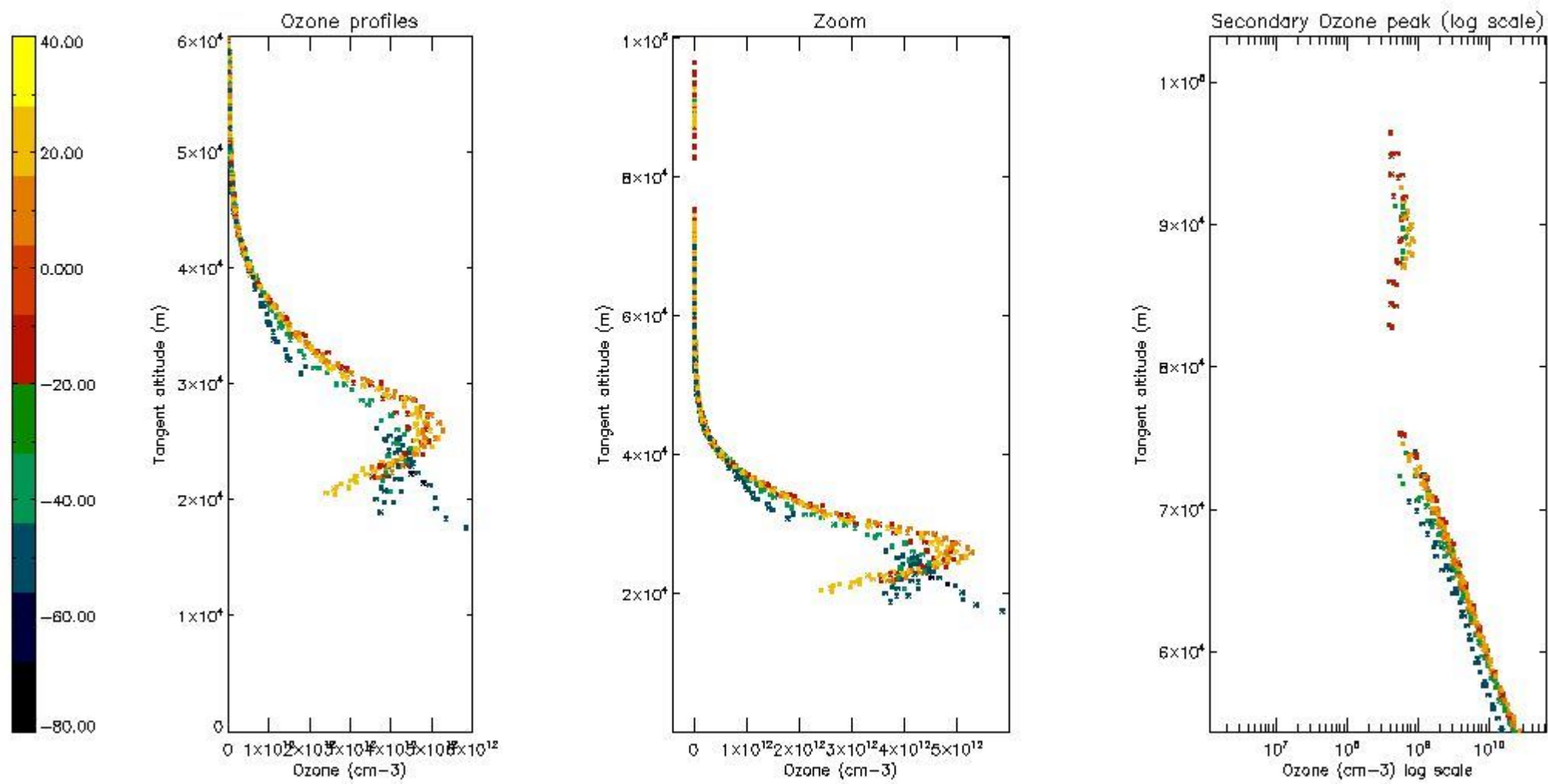
5.4 Plot ozone profiles where STD < 10% (dark without errors)

The colorbar represents the latitude.



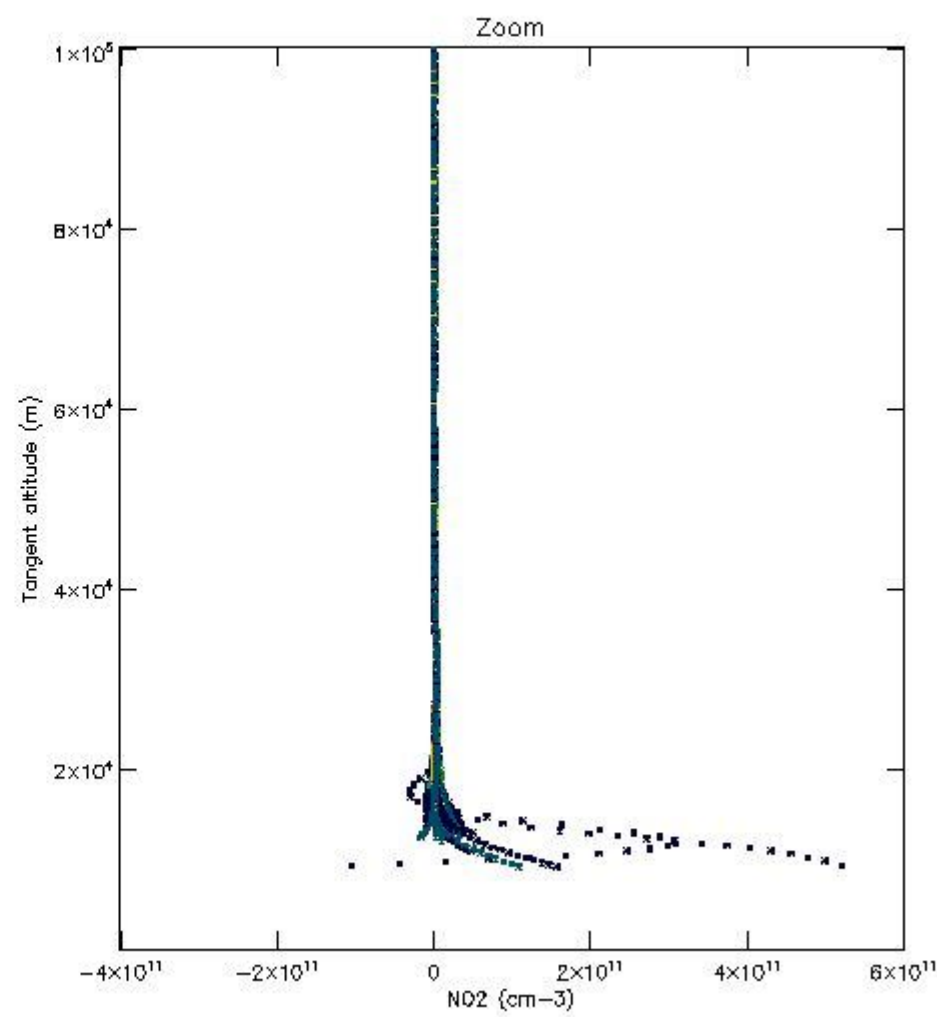
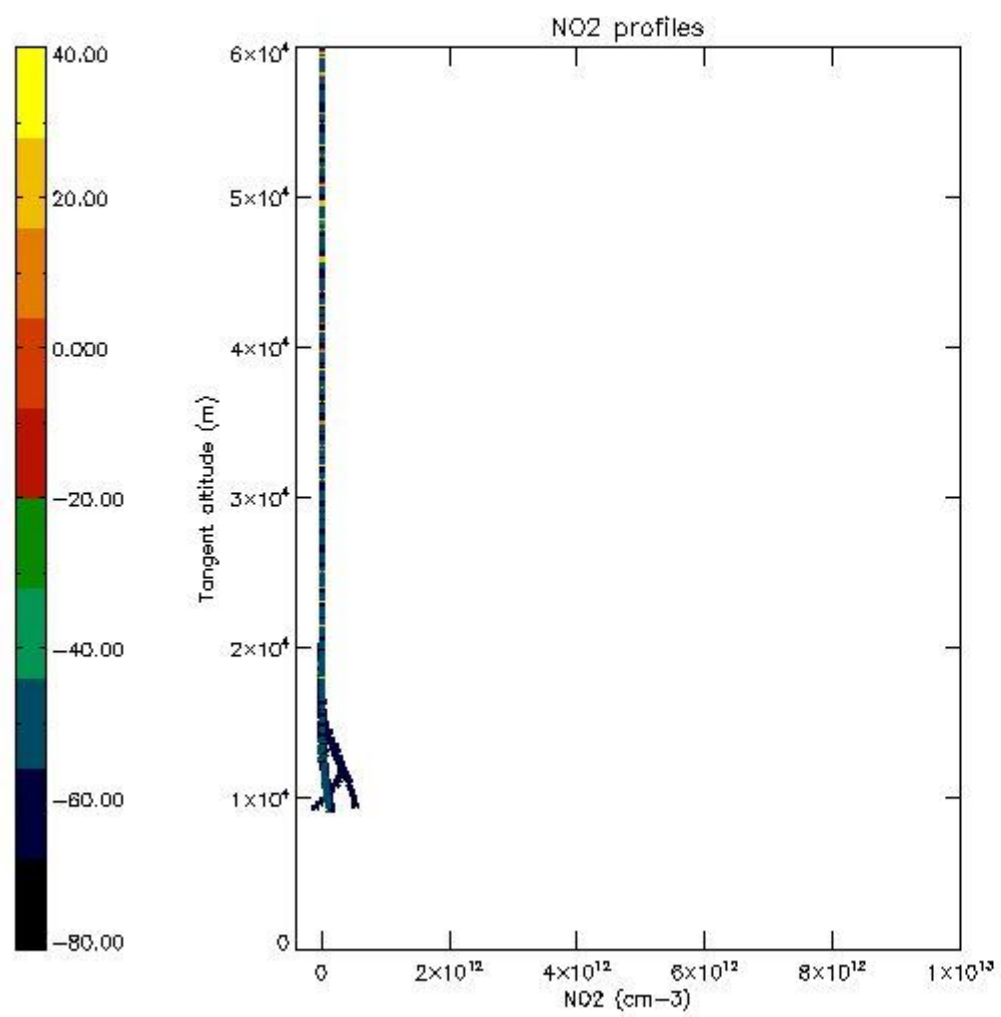
5.5 Plot ozone profiles where STD < 5% (dark without errors)

The colorbar represents the latitude.



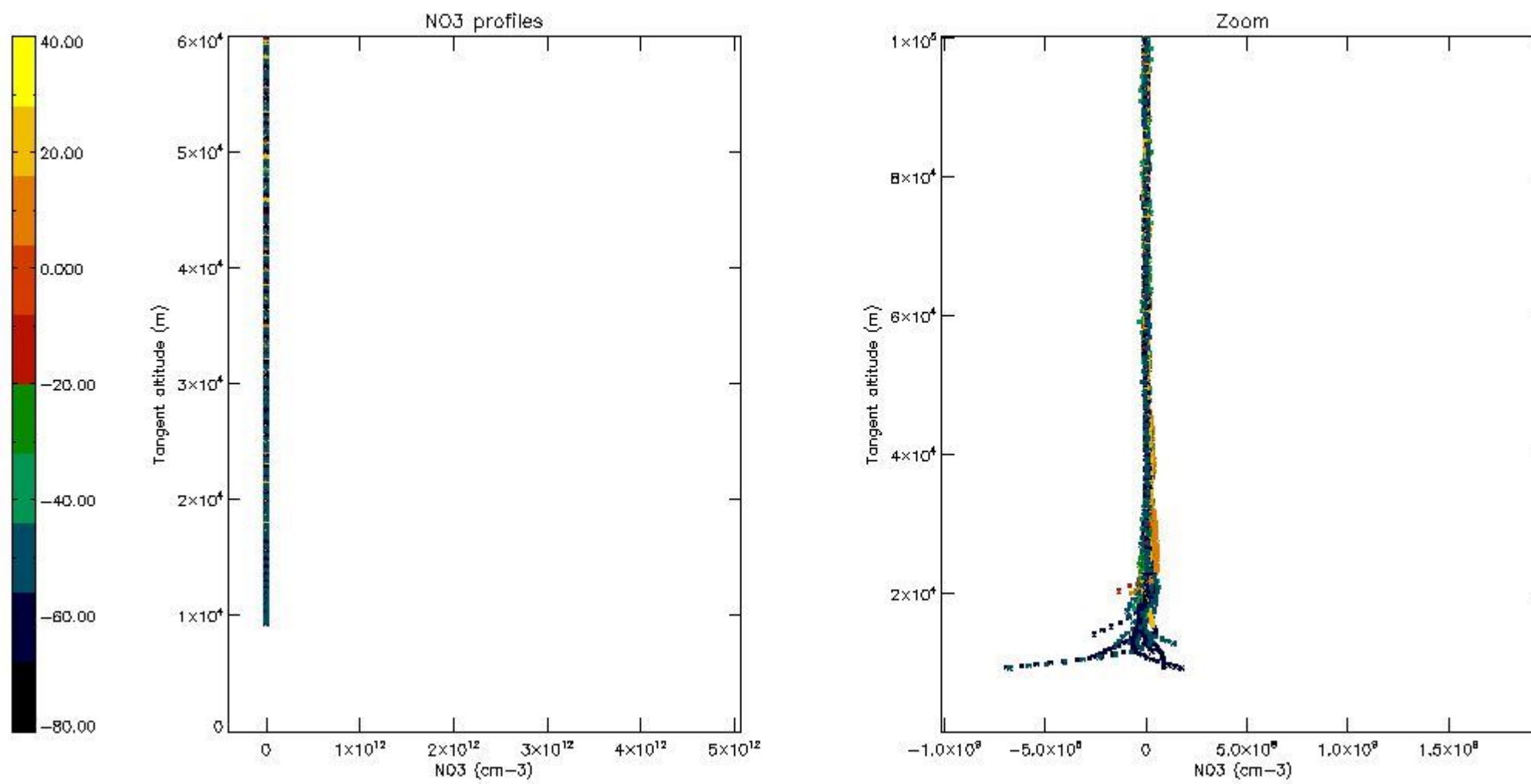
5.6 Plot NO₂ profiles for all STD (dark without errors)

The colorbar represents the latitude.



5.7 Plot NO₃ profiles for all STD (dark without errors)

The colorbar represents the latitude.



6. Auxiliary Data Files used for the production reported in section 2

The number reported in the third column indicates since which file (see list in section 2) the corresponding auxiliary file has been used. The fourth column is the date of those product files.

Type	Auxiliary Filename	Used since product	Used since product date
INST_PHYS_CHARACTERISTICS	GOM_INS_AXNIEC20050627_150440_20020301_000000_20100101_000000	1	23-APR-2002 17:40:53
LEVEL-2_PROC_CONFIG	GOM_PR2_AXVIEC20091111_152718_20020301_000000_20500101_000000	1	23-APR-2002 17:40:53
CROSS_SECTIONS_FILE	GOM_CRS_AXVIEC20091111_154832_20020301_000000_20500101_000000	1	23-APR-2002 17:40:53

GOMOS Level 2 Daily Report

SUMMARY

[1. General Info](#)

[2. Summary of processed GOM_NL_2P products](#)

[3. Level 2 Quality information per product](#)

[3.1 Plot of level 2 quality information per product \(time dependant\)](#)

[3.2 Plot of level 2 quality information per product \(world map\)](#)

[4. Level 1 Quality information per product \(stored on level 2 products\)](#)

[4.1 Plot of level 1 quality information per product \(time dependant\)](#)

[4.1.1 Plot of level 1 quality information per product \(time dependant\): ASCENDING](#)

[4.1.2 Plot of level 1 quality information per product \(time dependant\): DESCENDING](#)

[4.2 Plot of level 1 quality information per product \(world map\)](#)

[4.2.1 Plot of level 1 quality information per product \(world map\): ASCENDING](#)

[4.2.2 Plot of level 1 quality information per product \(world map\): DESCENDING](#)

[5. Ozone profiles based on quality statistics and other trace gas profiles](#)

[5.1 Ozone statistics based on quality of products](#)

[5.2 Plot ozone profiles for all STD \(dark without errors\)](#)

[5.3 Plot ozone profiles where STD < 20% \(dark without errors\)](#)

[5.4. Plot ozone profiles where STD < 10% \(dark without errors\)](#)

[5.5. Plot ozone profiles where STD < 5% \(dark without errors\)](#)

[5.6 Plot NO2 profiles for all STD \(dark without errors\)](#)

[5.7 Plot NO3 profiles for all STD \(dark without errors\)](#)

[5.8 Plot H2O profiles \(only for occultations of stars 1,2,3,4,13,14,16,26,63 dark without errors\) for all STD](#)

[6. Auxiliary Data Files used for the production reported in section 2](#)

This report presents the daily analysis on parameters extracted from GOMOS level 2 data (GOM_NL__2P). It is intended to monitor some important parameters that will impact the quality of these products. A list of level 2 products (and content) that have arrived during the reporting day to the PCF is also given.

Item	Value
Time of report generation	17APR2013 17:29:14
Data source version	GOMOS/6.01
Start time of products	23-04-2002 (23APR2002 00:00:00)
Stop time of products	24-04-2002 (24APR2002 00:00:00)
Store outputs in DB	Yes
Nb of level 2 prods	132
Nb of prods with errors	0

2. Summary of processed GOM_NL__2P products.

Nr	Filename	UTC Start time	Limb	Duration	Star Id	Star Name	Star Mag	Star Temp	Nb Meas	Orbit	Prod. error
1	GOM_NL__2PRFIN20020423_174053_000000362005_00213_00768_0776.N1	23-APR-2002 17:40:53	Straylight	35.500	12	Alp1Cru	0.77500	30000.	71	768	No
2	GOM_NL__2PRFIN20020423_174210_000000342005_00213_00768_0777.N1	23-APR-2002 17:42:10	Straylight	33.500	129	Del Cru	2.7930	26000.	67	768	No
3	GOM_NL__2PRFIN20020423_174353_000000392005_00213_00768_0778.N1	23-APR-2002 17:43:53	Straylight	38.500	109	Bet Lup	2.6770	26000.	77	768	No
4	GOM_NL__2PRFIN20020423_174529_000000632005_00213_00768_0779.N1	23-APR-2002 17:45:29	Straylight	62.500	136	23Tau Sco	2.8220	30000.	125	768	No
5	GOM_NL__2PRFIN20020423_174715_000000612005_00213_00768_0780.N1	23-APR-2002 17:47:15	Twilight	61.000	156	20Sig Sco	2.9030	28000.	122	768	No
6	GOM_NL__2PRFIN20020423_174914_000000652005_00213_00768_0781.N1	23-APR-2002 17:49:14	Twilight	65.000	80	7Del Sco	2.3160	30000.	130	768	No
7	GOM_NL__2PRFIN20020423_175122_000000372005_00213_00768_0782.N1	23-APR-2002 17:51:22	Twilight	36.500	169	46Gam Hya	2.9910	4700.0	73	768	No
8	GOM_NL__2PRFIN20020423_175248_000000462005_00213_00768_0783.N1	23-APR-2002 17:52:48	Bright	45.500	122	9Alp2Lib	2.7470	9700.0	91	768	No
9	GOM_NL__2PRFIN20020423_175449_000000372005_00213_00768_0784.N1	23-APR-2002 17:54:49	Bright	37.000	15	67Alp Vir	0.97600	28000.	74	768	No
10	GOM_NL__2PRFIN20020423_175701_000001322005_00213_00768_0785.N1	23-APR-2002 17:57:01	Bright	132.00	98	13Zet Oph	2.5710	30000.	264	768	No
11	GOM_NL__2PRFIN20020423_180244_000000332005_00213_00768_0786.N1	23-APR-2002 18:02:44	Bright	32.500	62	94Bet Leo	2.1360	9700.0	65	768	No
12	GOM_NL__2PRFIN20020423_180454_000000332005_00213_00768_0787.N1	23-APR-2002 18:04:54	Bright	32.500	96	68Del Leo	2.5600	9300.0	65	768	No
13	GOM_NL__2PRFIN20020423_180833_000000442005_00213_00768_0788.N1	23-APR-2002 18:08:33	Bright	44.000	83		2.3780	11000.	88	768	No
14	GOM_NL__2PRFIN20020423_181309_000000362005_00213_00768_0789.N1	23-APR-2002 18:13:09	Bright	35.500	39	85Eta UMa	1.8540	24000.	71	768	No
15	GOM_NL__2PRFIN20020423_181438_000000352005_00213_00768_0790.N1	23-APR-2002 18:14:38	Bright	35.000	82	48Bet UMa	2.3650	10600.	70	768	No
16	GOM_NL__2PRFIN20020423_181602_000000342005_00213_00768_0791.N1	23-APR-2002 18:16:02	Bright	33.500	36	50Alp UMa	1.8000	6300.0	67	768	No
17	GOM_NL__2PRFIN20020423_182108_000000412005_00213_00768_0792.N1	23-APR-2002 18:21:08	Bright	41.000	119	14Eta Dra	2.7270	4700.0	82	768	No
18	GOM_NL__2PRFIN20020423_182352_000000342005_00213_00768_0793.N1	23-APR-2002 18:23:52	Bright	33.500	49	1Alp UMi	1.9900	6300.0	67	768	No
19	GOM_NL__2PRFIN20020423_182643_000000542005_00213_00768_0794.N1	23-APR-2002 18:26:43	Bright	53.500	69	33Gam Dra	2.2310	3800.0	107	768	No
20	GOM_NL__2PRFIN20020423_183138_000000292005_00213_00768_0795.N1	23-APR-2002 18:31:38	Bright	29.000	76	27Gam Cas	2.3000	30000.	58	768	No
21	GOM_NL__2PRFIN20020423_183255_000000302005_00213_00768_0796.N1	23-APR-2002 18:32:55	Bright	30.000	68	18Alp Cas	2.2250	4500.0	60	768	No
22	GOM_NL__2PRFIN20020423_183529_000001322005_00213_00768_0797.N1	23-APR-2002 18:35:29	Bright	132.00	5	3Alp Lyr	0.033000	11000.	264	768	No
23	GOM_NL__2PRFIN20020423_184055_000000592005_00213_00768_0798.N1	23-APR-2002 18:40:55	Twilight	59.000	92	53Eps Cyg	2.5000	4500.0	118	768	No
24	GOM_NL__2PRFIN20020423_184532_000000392005_00213_00768_0799.N1	23-APR-2002 18:45:32	Twilight	39.000	90	54Alp Peg	2.4870	11000.	78	768	No
25	GOM_NL__2PRFIN20020423_184907_000000542005_00213_00768_0800.N1	23-APR-2002 18:49:07	Dark	54.000	61	8Eps Peg	2.1000	3900.0	108	768	No
26	GOM_NL__2PRFIN20020423_185134_000000462005_00213_00768_0801.N1	23-APR-2002 18:51:34	Dark	45.500	162	34Alp Aqr	2.9440	5350.0	91	768	No
27	GOM_NL__2PRFIN20020423_185440_000000522005_00213_00768_0802.N1	23-APR-2002 18:54:40	Dark	51.500	154	22Bet Aqr	2.8990	5700.0	103	768	No
28	GOM_NL__2PRFIN20020423_185805_000000392005_00213_00768_0803.N1	23-APR-2002 18:58:05	Dark	39.000	18	24Alp PsA	1.1660	9700.0	78	768	No
29	GOM_NL__2PRFIN20020423_190155_000000362005_00213_00768_0804.N1	23-APR-2002 19:01:55	Dark	35.500	172	Gam Gru	3.0030	13100.	71	768	No
30	GOM_NL__2PRFIN20020423_190343_000000362005_00213_00768_0805.N1	23-APR-2002 19:03:43	Dark	35.500	31	Alp Gru	1.7340	15200.	71	768	No
31	GOM_NL__2PRFIN20020423_190639_000000342005_00213_00768_0806.N1	23-APR-2002 19:06:39	Dark	34.000	148	Alp Tuc	2.8780	4100.0	68	768	No
32	GOM_NL__2PRFIN20020423_190859_000000362005_00214_00769_0776.N1	23-APR-2002 19:08:59	Dark	36.000	45	Alp Pav	1.9400	26000.	72	769	No
33	GOM_NL__2PRFIN20020423_191256_000000622005_00214_00769_0777.N1	23-APR-2002 19:12:56	Dark	62.000	103	38Zet Sgr	2.6000	9700.0	124	769	No
34	GOM_NL__2PRFIN20020423_191606_000000582005_00214_00769_0778.N1	23-APR-2002 19:16:06	Dark	58.000	38	20Eps Sgr	1.8360	11000.	116	769	No
35	GOM_NL__2PRFIN20020423_192129_000000362005_00214_00769_0779.N1	23-APR-2002 19:21:29	Straylight	36.000	12	Alp1Cru	0.77500	30000.	72	769	No
36	GOM_NL__2PRFIN20020423_192246_000000342005_00214_00769_0780.N1	23-APR-2002 19:22:46	Straylight	33.500	129	Del Cru	2.7930	26000.	67	769	No
37	GOM_NL__2PRFIN20020423_192430_000000392005_00214_00769_0781.N1	23-APR-2002 19:24:30	Straylight	38.500	109	Bet Lup	2.6770	26000.	77	769	No
38	GOM_NL__2PRFIN20020423_192606_000000592005_00214_00769_0782.N1	23-APR-2002 19:26:06	Straylight	58.500	136	23Tau Sco	2.8220	30000.	117	769	No
39	GOM_NL__2PRFIN20020423_192752_000000642005_00214_00769_0783.N1	23-APR-2002 19:27:52	Twilight	63.500	156	20Sig Sco	2.9030	28000.	127	769	No
40	GOM_NL__2PRFIN20020423_192950_000000652005_00214_00769_0784.N1	23-APR-2002 19:29:50	Twilight	65.000	80	7Del Sco	2.3160	30000.	130	769	No
41	GOM_NL__2PRFIN20020423_193158_000000382005_00214_00769_0785.N1	23-APR-2002 19:31:58	Twilight	37.500	169	46Gam Hya	2.9910	4700.0	75	769	No
42	GOM_NL__2PRFIN20020423_193324_000000432005_00214_00769_0786.N1	23-APR-2002 19:33:24	Bright	42.500	122	9Alp2Lib	2.7470	9700.0	85	769	No

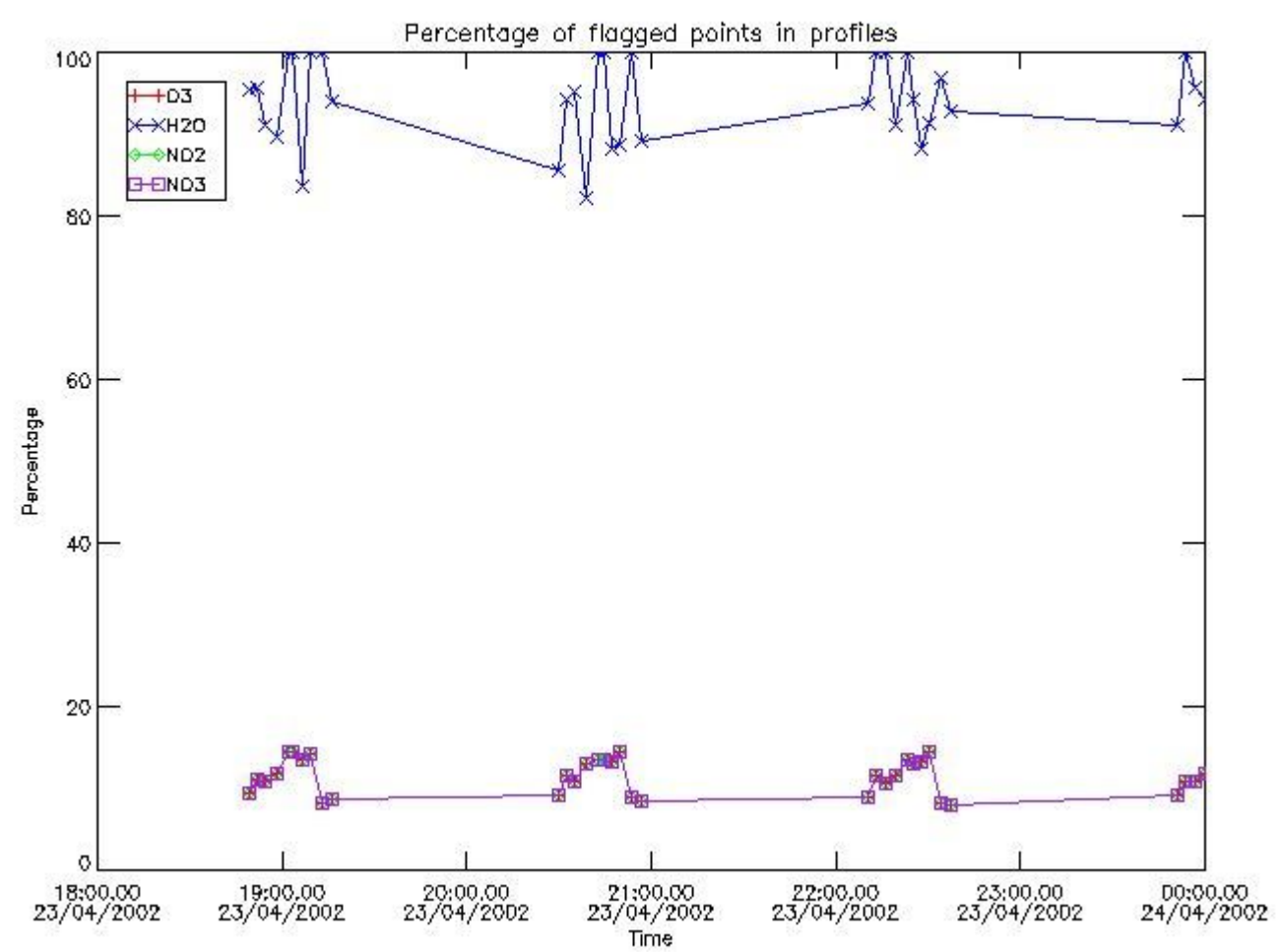
43	GOM_NL__2PRFIN20020423_193525_000000372005_00214_00769_0787.N1	23-APR-2002 19:35:25	Bright	37.000	15	67Alp Vir	0.97600	28000.	74	769	No
44	GOM_NL__2PRFIN20020423_193736_000001282005_00214_00769_0788.N1	23-APR-2002 19:37:36	Bright	127.50	98	13Zet Oph	2.5710	30000.	255	769	No
45	GOM_NL__2PRFIN20020423_194320_000000332005_00214_00769_0789.N1	23-APR-2002 19:43:20	Bright	32.500	62	94Bet Leo	2.1360	9700.0	65	769	No
46	GOM_NL__2PRFIN20020423_194530_000000332005_00214_00769_0790.N1	23-APR-2002 19:45:30	Bright	33.000	96	68Del Leo	2.5600	9300.0	66	769	No
47	GOM_NL__2PRFIN20020423_194908_000000452005_00214_00769_0791.N1	23-APR-2002 19:49:08	Bright	45.000	83		2.3780	11000.	90	769	No
48	GOM_NL__2PRFIN20020423_195345_000000382005_00214_00769_0792.N1	23-APR-2002 19:53:45	Bright	38.000	39	85Eta UMa	1.8540	24000.	76	769	No
49	GOM_NL__2PRFIN20020423_195515_000000342005_00214_00769_0793.N1	23-APR-2002 19:55:15	Bright	34.000	82	48Bet UMa	2.3650	10600.	68	769	No
50	GOM_NL__2PRFIN20020423_195639_000000372005_00214_00769_0794.N1	23-APR-2002 19:56:39	Bright	36.500	36	50Alp UMa	1.8000	6300.0	73	769	No
51	GOM_NL__2PRFIN20020423_200144_000000422005_00214_00769_0795.N1	23-APR-2002 20:01:44	Bright	42.000	119	14Eta Dra	2.7270	4700.0	84	769	No
52	GOM_NL__2PRFIN20020423_200428_000000352005_00214_00769_0796.N1	23-APR-2002 20:04:28	Bright	34.500	49	1Alp UMi	1.9900	6300.0	69	769	No
53	GOM_NL__2PRFIN20020423_200717_000000602005_00214_00769_0797.N1	23-APR-2002 20:07:17	Bright	60.000	69	33Gam Dra	2.2310	3800.0	120	769	No
54	GOM_NL__2PRFIN20020423_201214_000000462005_00214_00769_0798.N1	23-APR-2002 20:12:14	Bright	46.000	76	27Gam Cas	2.3000	30000.	92	769	No
55	GOM_NL__2PRFIN20020423_201331_000000332005_00214_00769_0799.N1	23-APR-2002 20:13:31	Bright	32.500	68	18Alp Cas	2.2250	4500.0	65	769	No
56	GOM_NL__2PRFIN20020423_201603_000001332005_00214_00769_0800.N1	23-APR-2002 20:16:03	Bright	132.50	5	3Alp Lyr	0.033000	11000.	265	769	No
57	GOM_NL__2PRFIN20020423_202131_000000652005_00214_00769_0801.N1	23-APR-2002 20:21:31	Twi_and_stray	64.500	92	53Eps Cyg	2.5000	4500.0	129	769	No
58	GOM_NL__2PRFIN20020423_202608_000000422005_00214_00769_0802.N1	23-APR-2002 20:26:08	Twi_and_stray	41.500	90	54Alp Peg	2.4870	11000.	83	769	No
59	GOM_NL__2PRFIN20020423_202943_000000562005_00214_00769_0803.N1	23-APR-2002 20:29:43	Dark	56.000	61	8Eps Peg	2.1000	3900.0	112	769	No
60	GOM_NL__2PRFIN20020423_203211_000000442005_00214_00769_0804.N1	23-APR-2002 20:32:11	Dark	44.000	162	34Alp Aqr	2.9440	5350.0	88	769	No
61	GOM_NL__2PRFIN20020423_203517_000000522005_00214_00769_0805.N1	23-APR-2002 20:35:17	Dark	51.500	154	22Bet Aqr	2.8990	5700.0	103	769	No
62	GOM_NL__2PRFIN20020423_203841_000000402005_00214_00769_0806.N1	23-APR-2002 20:38:41	Dark	39.500	18	24Alp PsA	1.1660	9700.0	79	769	No
63	GOM_NL__2PRFIN20020423_204231_000000382005_00214_00769_0807.N1	23-APR-2002 20:42:31	Dark	38.000	172	Gam Gru	3.0030	13100.	76	769	No
64	GOM_NL__2PRFIN20020423_204419_000000382005_00214_00769_0808.N1	23-APR-2002 20:44:19	Dark	38.000	31	Alp Gru	1.7340	15200.	76	769	No
65	GOM_NL__2PRFIN20020423_204715_000000352005_00214_00769_0809.N1	23-APR-2002 20:47:15	Dark	34.500	148	Alp Tuc	2.8780	4100.0	69	769	No
66	GOM_NL__2PRFIN20020423_204936_000000362005_00215_00770_0777.N1	23-APR-2002 20:49:36	Dark	35.500	45	Alp Pav	1.9400	26000.	71	770	No
67	GOM_NL__2PRFIN20020423_205334_000000622005_00215_00770_0778.N1	23-APR-2002 20:53:34	Dark	62.000	103	38Zet Sgr	2.6000	9700.0	124	770	No
68	GOM_NL__2PRFIN20020423_205643_000000612005_00215_00770_0779.N1	23-APR-2002 20:56:43	Dark	61.000	38	20Eps Sgr	1.8360	11000.	122	770	No
69	GOM_NL__2PRFIN20020423_210205_000000342005_00215_00770_0780.N1	23-APR-2002 21:02:05	Straylight	34.000	12	Alp1Cru	0.77500	30000.	68	770	No
70	GOM_NL__2PRFIN20020423_210322_000000352005_00215_00770_0781.N1	23-APR-2002 21:03:22	Straylight	34.500	129	Del Cru	2.7930	26000.	69	770	No
71	GOM_NL__2PRFIN20020423_210506_000000392005_00215_00770_0782.N1	23-APR-2002 21:05:06	Straylight	39.000	109	Bet Lup	2.6770	26000.	78	770	No
72	GOM_NL__2PRFIN20020423_210643_000000602005_00215_00770_0783.N1	23-APR-2002 21:06:43	Straylight	60.000	136	23Tau Sco	2.8220	30000.	120	770	No
73	GOM_NL__2PRFIN20020423_210828_000000632005_00215_00770_0784.N1	23-APR-2002 21:08:28	Twi_and_stray	62.500	156	20Sig Sco	2.9030	28000.	125	770	No
74	GOM_NL__2PRFIN20020423_211027_000000642005_00215_00770_0785.N1	23-APR-2002 21:10:27	Twi_and_stray	64.000	80	7Del Sco	2.3160	30000.	128	770	No
75	GOM_NL__2PRFIN20020423_211234_000000382005_00215_00770_0786.N1	23-APR-2002 21:12:34	Twi_and_stray	37.500	169	46Gam Hya	2.9910	4700.0	75	770	No
76	GOM_NL__2PRFIN20020423_211400_000000452005_00215_00770_0787.N1	23-APR-2002 21:14:00	Bright	45.000	122	9Alp2Lib	2.7470	9700.0	90	770	No
77	GOM_NL__2PRFIN20020423_211601_000000382005_00215_00770_0788.N1	23-APR-2002 21:16:01	Bright	38.000	15	67Alp Vir	0.97600	28000.	76	770	No
78	GOM_NL__2PRFIN20020423_211811_000001302005_00215_00770_0789.N1	23-APR-2002 21:18:11	Bright	130.00	98	13Zet Oph	2.5710	30000.	260	770	No
79	GOM_NL__2PRFIN20020423_212356_000000332005_00215_00770_0790.N1	23-APR-2002 21:23:56	Bright	32.500	62	94Bet Leo	2.1360	9700.0	65	770	No
80	GOM_NL__2PRFIN20020423_212606_000000342005_00215_00770_0791.N1	23-APR-2002 21:26:06	Bright	33.500	96	68Del Leo	2.5600	9300.0	67	770	No
81	GOM_NL__2PRFIN20020423_212944_000000442005_00215_00770_0792.N1	23-APR-2002 21:29:44	Bright	43.500	83		2.3780	11000.	87	770	No
82	GOM_NL__2PRFIN20020423_213421_000000352005_00215_00770_0793.N1	23-APR-2002 21:34:21	Bright	34.500	39	85Eta UMa	1.8540	24000.	69	770	No
83	GOM_NL__2PRFIN20020423_213551_000000332005_00215_00770_0794.N1	23-APR-2002 21:35:51	Bright	32.500	82	48Bet UMa	2.3650	10600.	65	770	No
84	GOM_NL__2PRFIN20020423_213715_000000342005_00215_00770_0795.N1	23-APR-2002 21:37:15	Bright	33.500	36	50Alp UMa	1.8000	6300.0	67	770	No
85	GOM_NL__2PRFIN20020423_214219_000000412005_00215_00770_0796.N1	23-APR-2002 21:42:19	Bright	41.000	119	14Eta Dra	2.7270	4700.0	82	770	No
86	GOM_NL__2PRFIN20020423_214504_000000342005_00215_00770_0797.N1	23-APR-2002 21:45:04	Bright	33.500	49	1Alp UMi	1.9900	6300.0	67	770	No
87	GOM_NL__2PRFIN20020423_214752_000000582005_00215_00770_0798.N1	23-APR-2002 21:47:52	Bright	57.500	69	33Gam Dra	2.2310	3800.0	115	770	No
88	GOM_NL__2PRFIN20020423_215250_000000342005_00215_00770_0799.N1	23-APR-2002 21:52:50	Bright	34.000	76	27Gam Cas	2.3000	30000.	68	770	No
89	GOM_NL__2PRFIN20020423_215408_000000302005_00215_00770_0800.N1	23-APR-2002 21:54:08	Bright	29.500	68	18Alp Cas	2.2250	4500.0	59	770	No
90	GOM_NL__2PRFIN20020423_215638_000001292005_00215_00770_0801.N1	23-APR-2002 21:56:38	Bright	128.50	5	3Alp Lyr	0.033000	11000.	257	770	No
91	GOM_NL__2PRFIN20020423_220207_000000652005_00215_00770_0802.N1	23-APR-2002 22:02:07	Twi_and_stray	64.500	92	53Eps Cyg	2.5000	4500.0	129	770	No
92	GOM_NL__2PRFIN20020423_220644_000000412005_00215_00770_0803.N1	23-APR-2002 22:06:44	Twi_and_stray	40.500	90	54Alp Peg	2.4870	11000.	81	770	No
93	GOM_NL__2PRFIN20020423_221020_000000572005_00215_00770_0804.N1	23-APR-2002 22:10:20	Dark	56.500	61	8Eps Peg	2.1000	3900.0	113	770	No
94	GOM_NL__2PRFIN20020423_221247_000000442005_00215_00770_0805.N1	23-APR-2002 22:12:47	Dark	44.000	162	34Alp Aqr	2.9440	5350.0	88	770	No
95	GOM_NL__2PRFIN20020423_221554_000000482005_00215_00770_0806.N1	23-APR-2002 22:15:54	Dark	48.000	154	22Bet Aqr	2.8990	5700.0	96	770	No
96	GOM_NL__2PRFIN20020423_221918_000000402005_00215_00770_0807.N1	23-APR-2002 22:19:18	Dark	39.500	18	24Alp PsA	1.1660	9700.0	79	770	No
97	GOM_NL__2PRFIN20020423_222308_000000382005_00215_00770_0808.N1	23-APR-2002 22:23:08	Dark	37.500	172	Gam Gru	3.0030	13100.	75	770	No
98	GOM_NL__2PRFIN20020423_222456_000000362005_00215_00770_0809.N1	23-APR-2002 22:24:56	Dark	35.500	31	Alp Gru	1.7340	15200.	71	770	No
99	GOM_NL__2PRFIN20020423_222752_000000352005_00215_00770_0810.N1	23-APR-2002 22:27:52	Dark	34.500	148	Alp Tuc	2.8780	4100.0	69	770	No
100	GOM_NL__2PRFIN20020423_223013_000000362005_00216_00771_0777.N1	23-APR-2002 22:30:13	Dark	35.500	45	Alp Pav	1.9400	26000.	71	771	No
101	GOM_NL__2PRFIN20020423_223412_000000632005_00216_00771_0778.N1	23-APR-2002 22:34:12	Dark	63.000	103	38Zet Sgr	2.6000	9700.0	126	771	No

102	GOM_NL__2PRFIN20020423_223721_000000642005_00216_00771_0779.N1	23-APR-2002 22:37:21	Dark	63.500	38	20Eps Sgr	1.8360	11000.	127	771	No
103	GOM_NL__2PRFIN20020423_224058_000000342005_00216_00771_0780.N1	23-APR-2002 22:40:58	Straylight	34.000	112	Alp Mus	2.6880	26000.	68	771	No
104	GOM_NL__2PRFIN20020423_224222_000000402005_00216_00771_0781.N1	23-APR-2002 22:42:22	Straylight	39.500	10	Bet Cen	0.61000	28000.	79	771	No
105	GOM_NL__2PRFIN20020423_224358_000000342005_00216_00771_0782.N1	23-APR-2002 22:43:58	Straylight	34.000	129	Del Cru	2.7930	26000.	68	771	No
106	GOM_NL__2PRFIN20020423_224543_000000402005_00216_00771_0783.N1	23-APR-2002 22:45:43	Straylight	39.500	109	Bet Lup	2.6770	26000.	79	771	No
107	GOM_NL__2PRFIN20020423_224720_000000622005_00216_00771_0784.N1	23-APR-2002 22:47:20	Straylight	62.000	136	23Tau Sco	2.8220	30000.	124	771	No
108	GOM_NL__2PRFIN20020423_224905_000000592005_00216_00771_0785.N1	23-APR-2002 22:49:05	Tw_i_and_stray	59.000	156	20Sig Sco	2.9030	28000.	118	771	No
109	GOM_NL__2PRFIN20020423_225103_000000632005_00216_00771_0786.N1	23-APR-2002 22:51:03	Tw_i_and_stray	62.500	80	7Del Sco	2.3160	30000.	125	771	No
110	GOM_NL__2PRFIN20020423_225311_000000382005_00216_00771_0787.N1	23-APR-2002 22:53:11	Tw_i_and_stray	38.000	169	46Gam Hya	2.9910	4700.0	76	771	No
111	GOM_NL__2PRFIN20020423_225437_000000462005_00216_00771_0788.N1	23-APR-2002 22:54:37	Bright	46.000	122	9Alp2Lib	2.7470	9700.0	92	771	No
112	GOM_NL__2PRFIN20020423_225637_000000372005_00216_00771_0789.N1	23-APR-2002 22:56:37	Bright	36.500	15	67Alp Vir	0.97600	28000.	73	771	No
113	GOM_NL__2PRFIN20020423_225846_000001272005_00216_00771_0790.N1	23-APR-2002 22:58:46	Bright	126.50	98	13Zet Oph	2.5710	30000.	253	771	No
114	GOM_NL__2PRFIN20020423_230309_000000332005_00216_00771_0791.N1	23-APR-2002 23:03:09	Bright	33.000	138	47Eps Vir	2.8280	4700.0	66	771	No
115	GOM_NL__2PRFIN20020423_230433_000000332005_00216_00771_0792.N1	23-APR-2002 23:04:33	Bright	32.500	62	94Bet Leo	2.1360	9700.0	65	771	No
116	GOM_NL__2PRFIN20020423_230643_000000332005_00216_00771_0793.N1	23-APR-2002 23:06:43	Bright	33.000	96	68Del Leo	2.5600	9300.0	66	771	No
117	GOM_NL__2PRFIN20020423_231019_000000472005_00216_00771_0794.N1	23-APR-2002 23:10:19	Bright	46.500	83		2.3780	11000.	93	771	No
118	GOM_NL__2PRFIN20020423_231456_000000372005_00216_00771_0795.N1	23-APR-2002 23:14:56	Bright	36.500	39	85Eta UMa	1.8540	24000.	73	771	No
119	GOM_NL__2PRFIN20020423_231627_000000342005_00216_00771_0796.N1	23-APR-2002 23:16:27	Bright	33.500	82	48Bet UMa	2.3650	10600.	67	771	No
120	GOM_NL__2PRFIN20020423_231751_000000342005_00216_00771_0797.N1	23-APR-2002 23:17:51	Bright	33.500	36	50Alp UMa	1.8000	6300.0	67	771	No
121	GOM_NL__2PRFIN20020423_232254_000000422005_00216_00771_0798.N1	23-APR-2002 23:22:54	Bright	42.000	119	14Eta Dra	2.7270	4700.0	84	771	No
122	GOM_NL__2PRFIN20020423_232540_000000312005_00216_00771_0799.N1	23-APR-2002 23:25:40	Bright	31.000	49	1Alp UMi	1.9900	6300.0	62	771	No
123	GOM_NL__2PRFIN20020423_232827_000000592005_00216_00771_0800.N1	23-APR-2002 23:28:27	Bright	59.000	69	33Gam Dra	2.2310	3800.0	118	771	No
124	GOM_NL__2PRFIN20020423_233326_000000342005_00216_00771_0801.N1	23-APR-2002 23:33:26	Bright	33.500	76	27Gam Cas	2.3000	30000.	67	771	No
125	GOM_NL__2PRFIN20020423_233444_000000312005_00216_00771_0802.N1	23-APR-2002 23:34:44	Bright	31.000	68	18Alp Cas	2.2250	4500.0	62	771	No
126	GOM_NL__2PRFIN20020423_233713_000001332005_00216_00771_0803.N1	23-APR-2002 23:37:13	Bright	133.00	5	3Alp Lyr	0.033000	11000.	266	771	No
127	GOM_NL__2PRFIN20020423_234243_000000622005_00216_00771_0804.N1	23-APR-2002 23:42:43	Tw_i_and_stray	62.000	92	53Eps Cyg	2.5000	4500.0	124	771	No
128	GOM_NL__2PRFIN20020423_234720_000000402005_00216_00771_0805.N1	23-APR-2002 23:47:20	Tw_i_and_stray	40.000	90	54Alp Peg	2.4870	11000.	80	771	No
129	GOM_NL__2PRFIN20020423_235057_000000562005_00216_00771_0806.N1	23-APR-2002 23:50:57	Dark	56.000	61	8Eps Peg	2.1000	3900.0	112	771	No
130	GOM_NL__2PRFIN20020423_235324_000000472005_00216_00771_0807.N1	23-APR-2002 23:53:24	Dark	46.500	162	34Alp Aqr	2.9440	5350.0	93	771	No
131	GOM_NL__2PRFIN20020423_235631_000000472005_00216_00771_0808.N1	23-APR-2002 23:56:31	Dark	47.000	154	22Bet Aqr	2.8990	5700.0	94	771	No
132	GOM_NL__2PRFIN20020423_235954_000000432005_00216_00771_0809.N1	23-APR-2002 23:59:54	Dark	43.000	18	24Alp PsA	1.1660	9700.0	86	771	No

3. Quality information per product

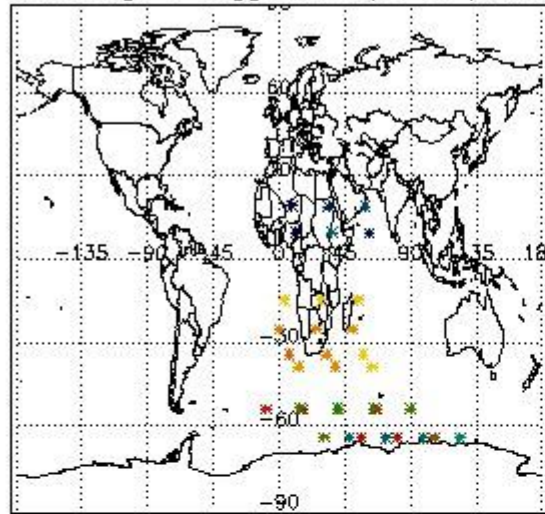
In this section it is plotted some information contained in the Quality Summary data set of the level 2 products. Only products in dark limb conditions and without errors (error flag in the MPH set to "0") are used.

3.1 Plot quality information per product (time dependant)

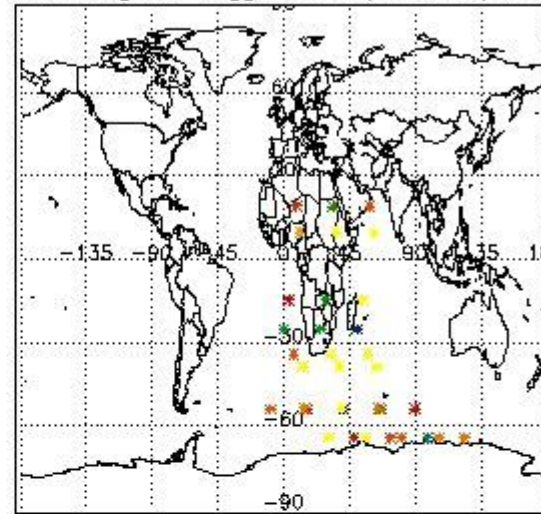


3.2 Plot quality information per product (world map)


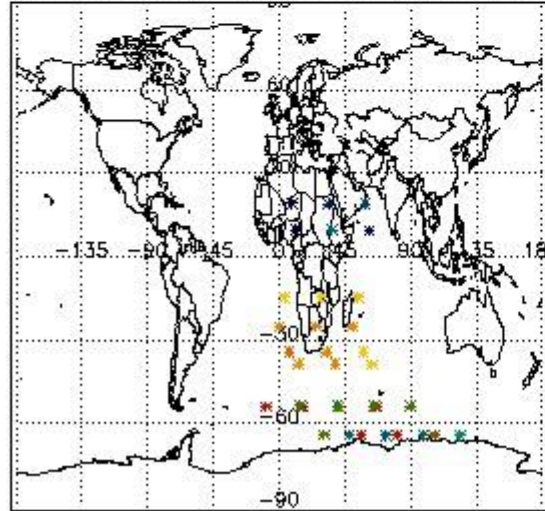
Percentage of flagged data per O3 profile



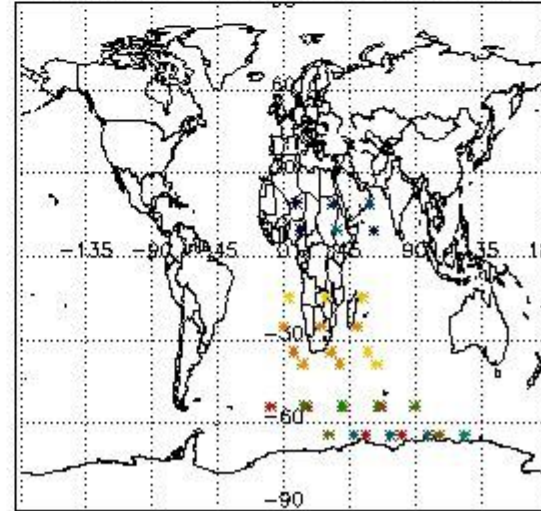
Percentage of flagged data per H2O profile



Percentage of flagged data per NO2 profile



Percentage of flagged data per NO3 profile

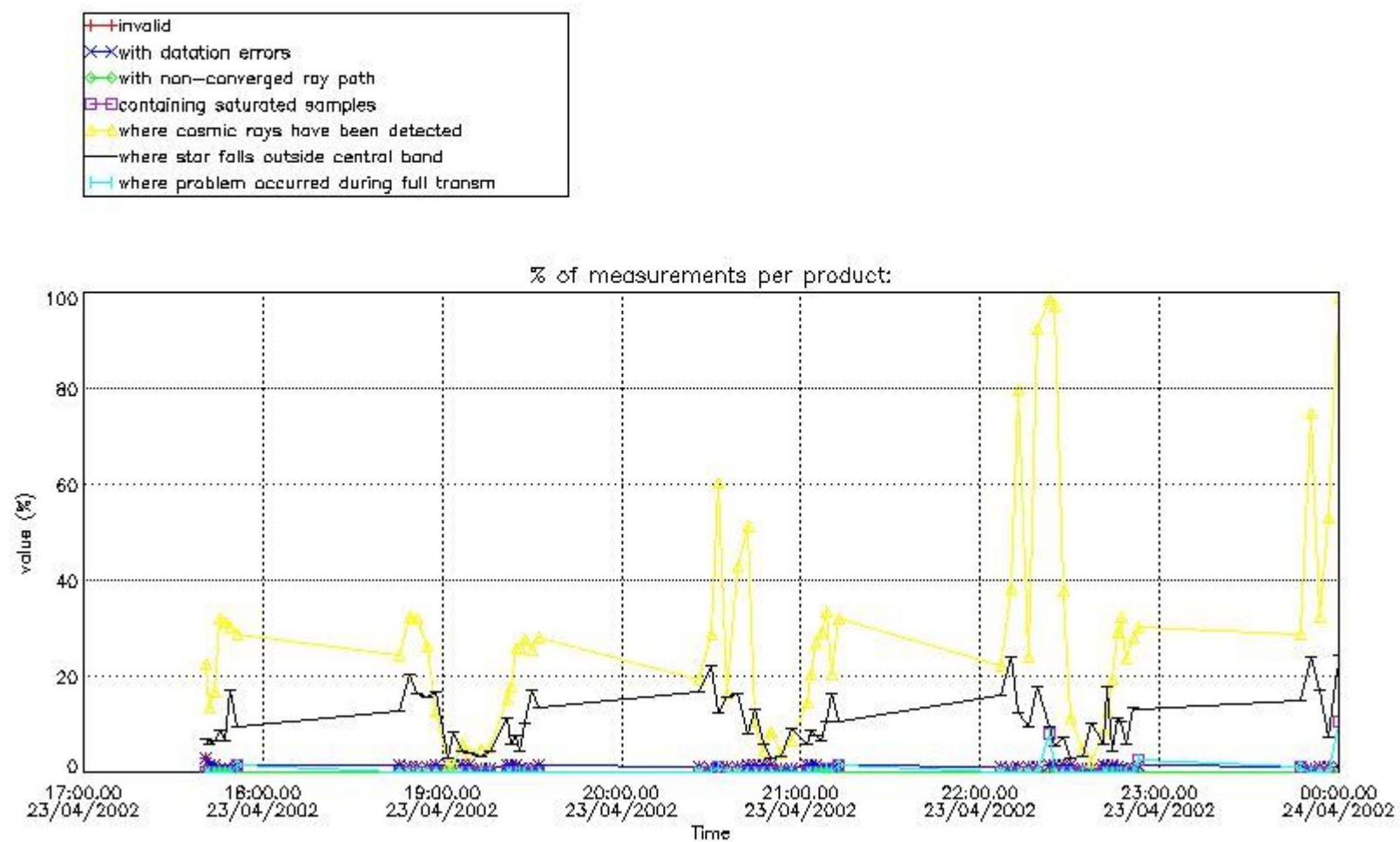


4. Level 1 quality information per product

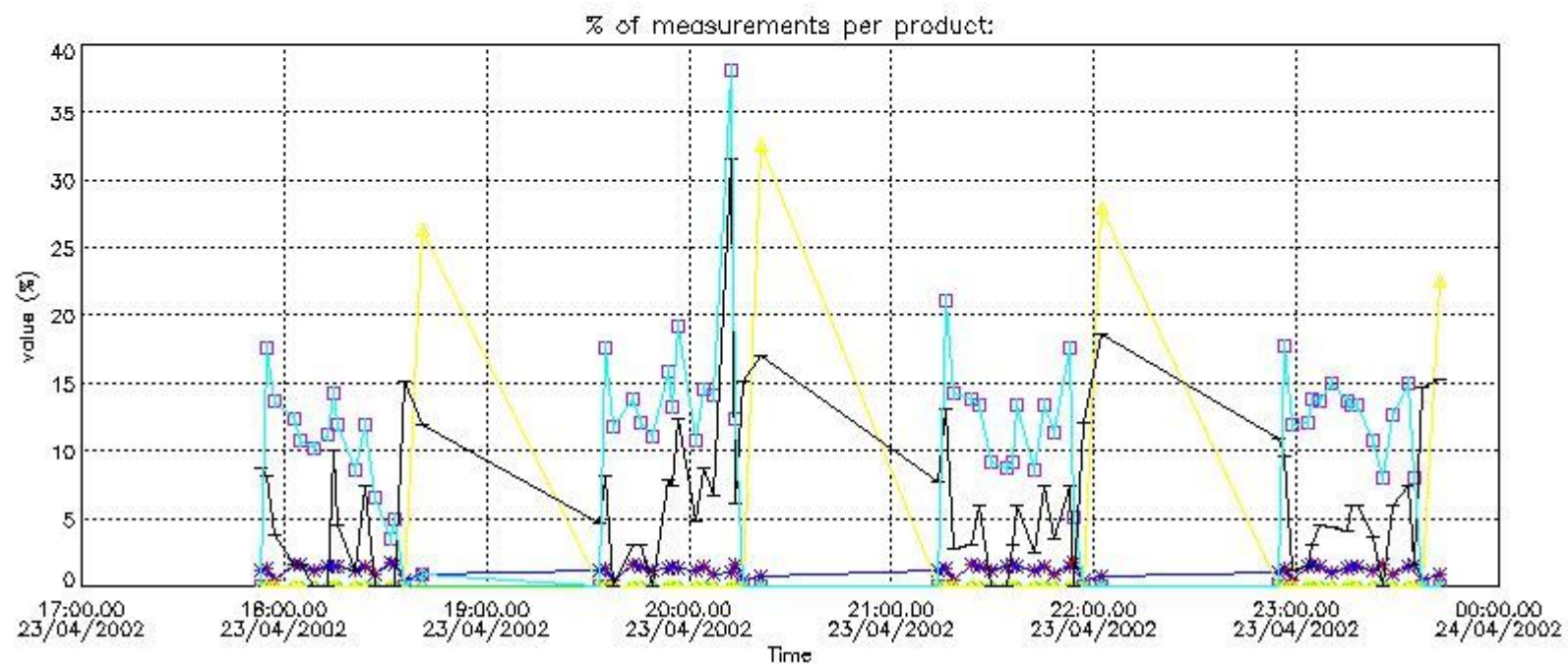
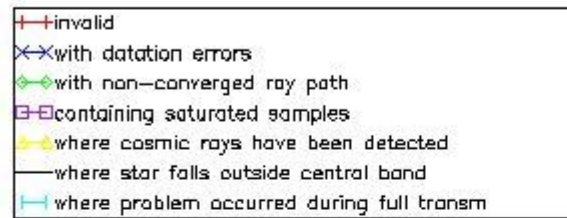
In this section it is plotted some information contained in the Quality Summary data set of the level 2 products that comes from the level 1b processing. Products without errors (error flag in the MPH set to "0") are used.

4.1 Plot quality information per product (time dependant) coming from level 1b processing

4.1.1 Plot level 1 quality information per product (time dependant): ENVISAT ASCENDING passes



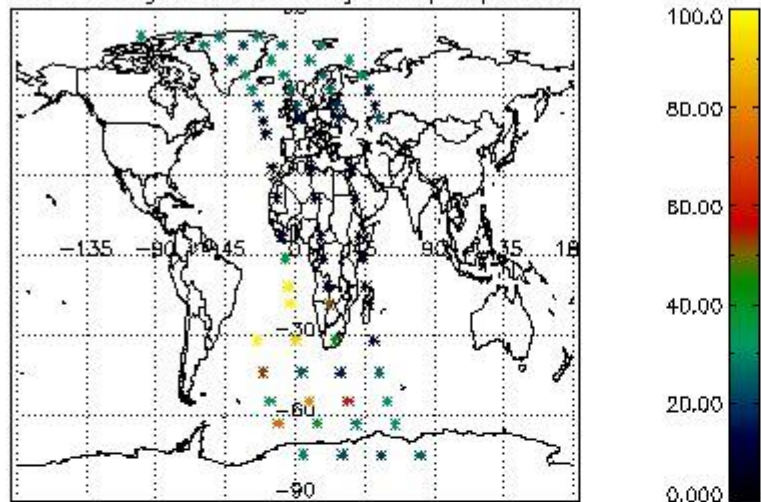
4.1.2 Plot level 1 quality information per product (time dependant): ENVISAT DESCENDING passes



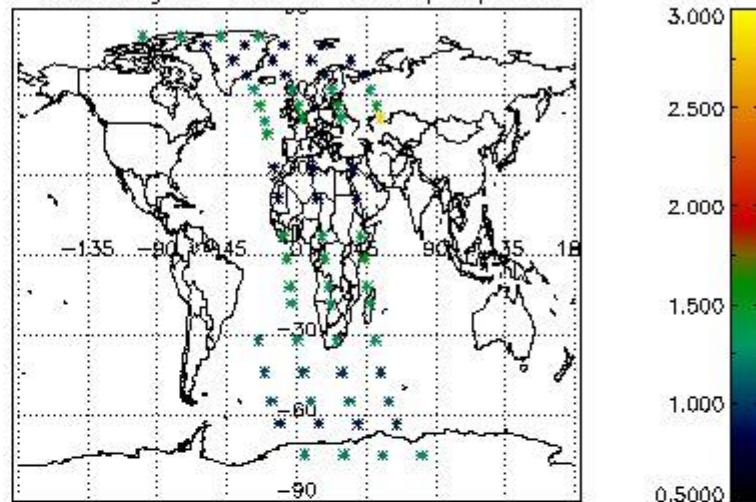
4.2 Plot quality information per product coming from level 1b processing (world map)

4.2.1 Plot level 1 quality information per product (world map): ENVISAT ASCENDING passes

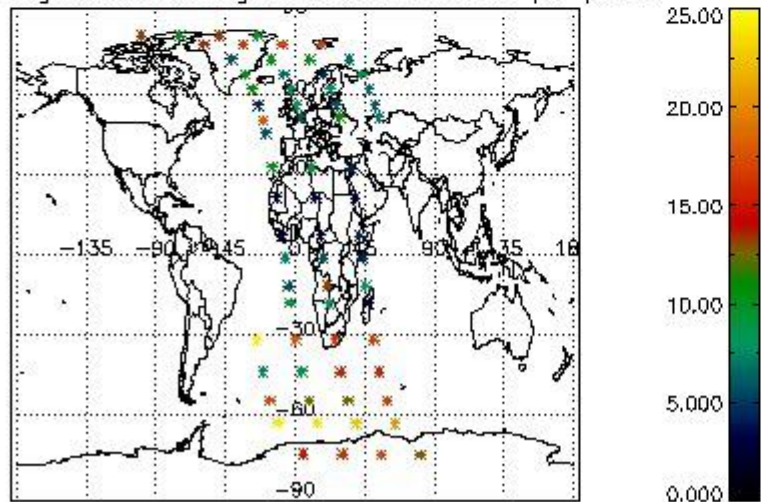
Percentage of cosmic ray hits per profile



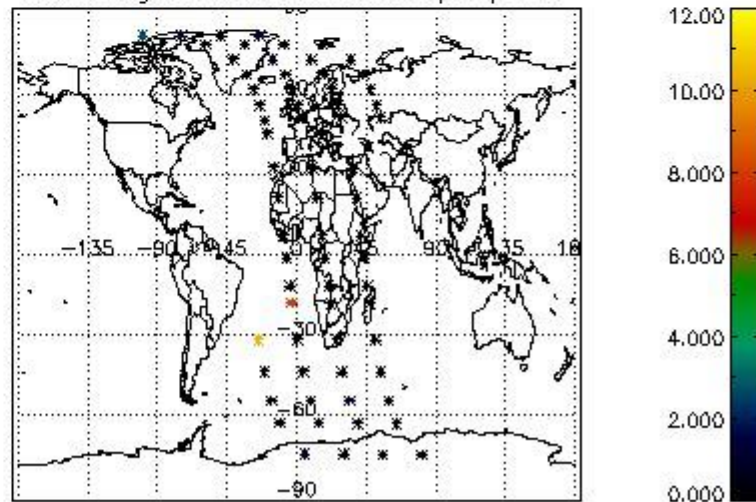
Percentage of datation errors per profile



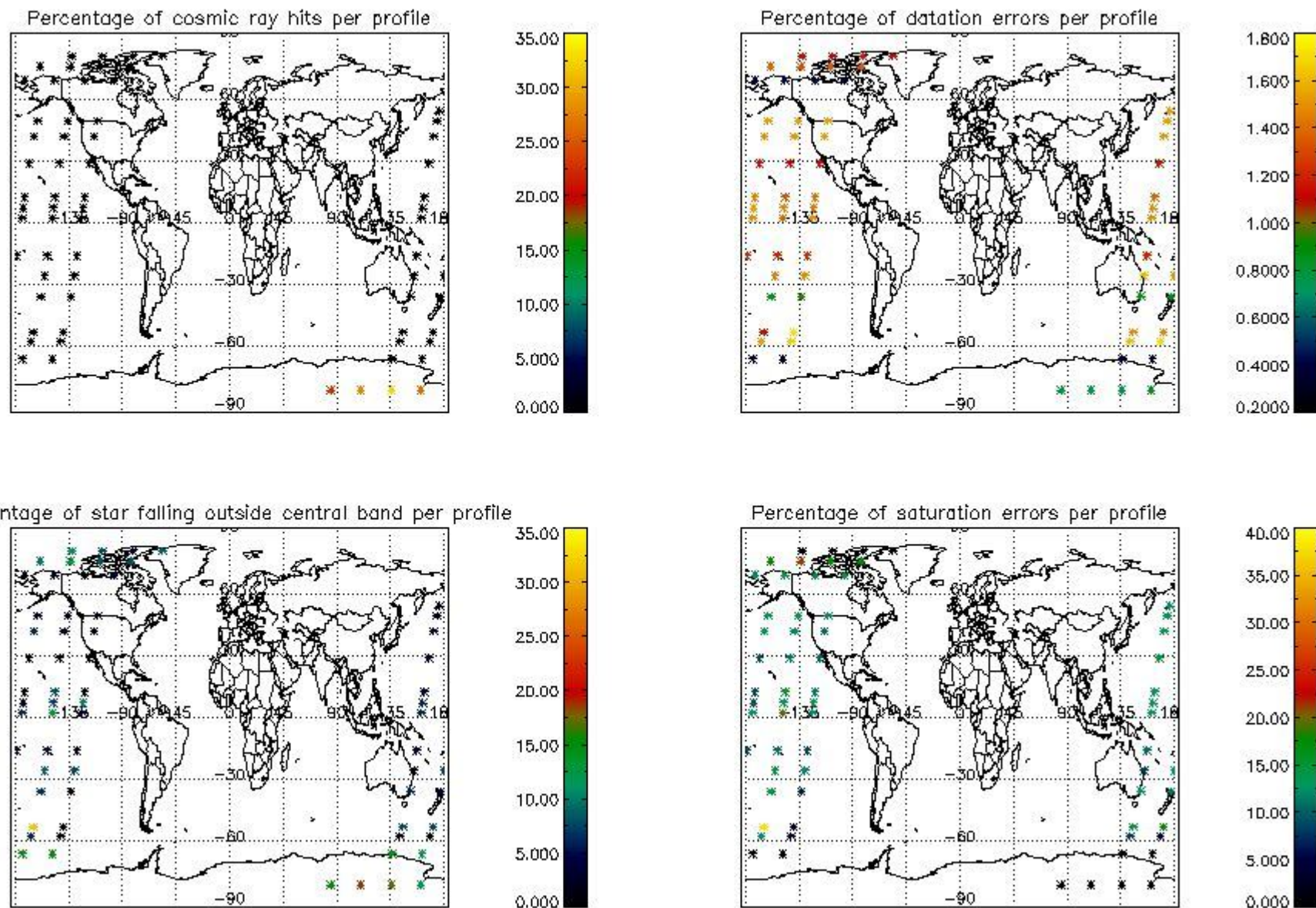
Percentage of star falling outside central band per profile



Percentage of saturation errors per profile



4.2.2 Plot level 1 quality information per product (world map): ENVISAT DESCENDING passes



5. Trace gas profiles

5.1 Ozone statistics based on quality of products

The final quality of the products can be "measured" using the STD (Standard Deviation) attached to every point profile. This information is written to the parameter GOM_NL__2P/NL_LOCAL_SPECIES_DENSITY/o3_std of the level 2 products. The table below shows the statistics for given STD ranges.

The statistics are given with respect to the overall valid production:

- Products without fatal errors: GOM_NL__2P/MPH/PRODUCT_ERR=0
- Valid point profile: GOM_NL__2P/NL_LOCAL_SPECIES_DENSITY/pcd(0)=0

The 'Criteria' is applied to valid points of dark limb products:

- Products in dark limb illumination condition: GOM_NL__2P/NL_SUMMARY_QUALITY/obs_ill_cond=0
- Products without fatal errors: GOM_NL__2P/MPH/PRODUCT_ERR=0
- Valid point profile: GOM_NL__2P/NL_LOCAL_SPECIES_DENSITY/pcd(0)=0

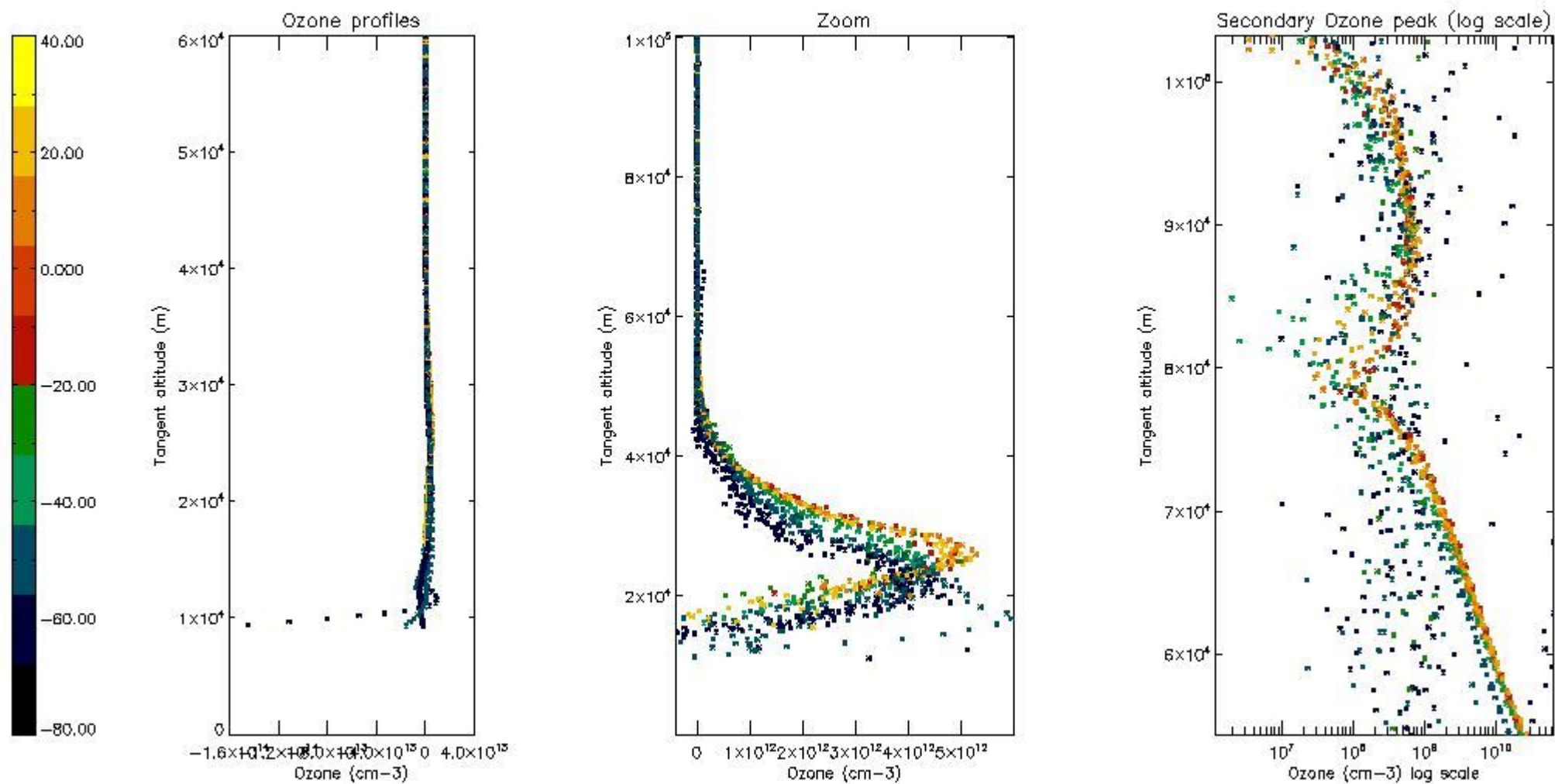
So, the table below shows the percentage of dark limb and valid observations for each criteria with respect to the overall valid daily observations.

Criteria	% of total production
All STD	24
STD < 20	14

STD < 10	11
STD < 5	8

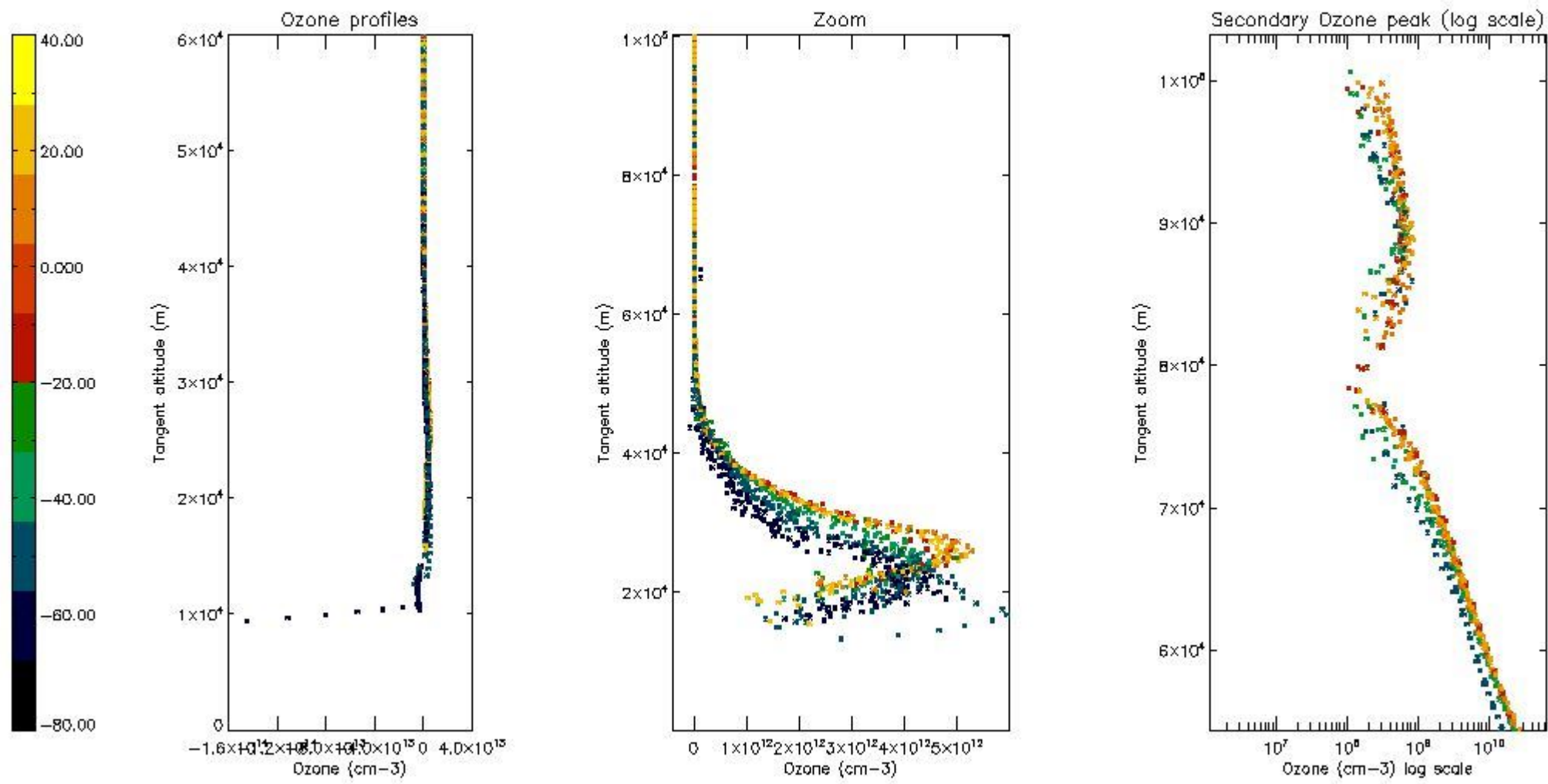
5.2 Plot ozone profiles for all STD (dark without errors)

The colorbar represents the latitude.



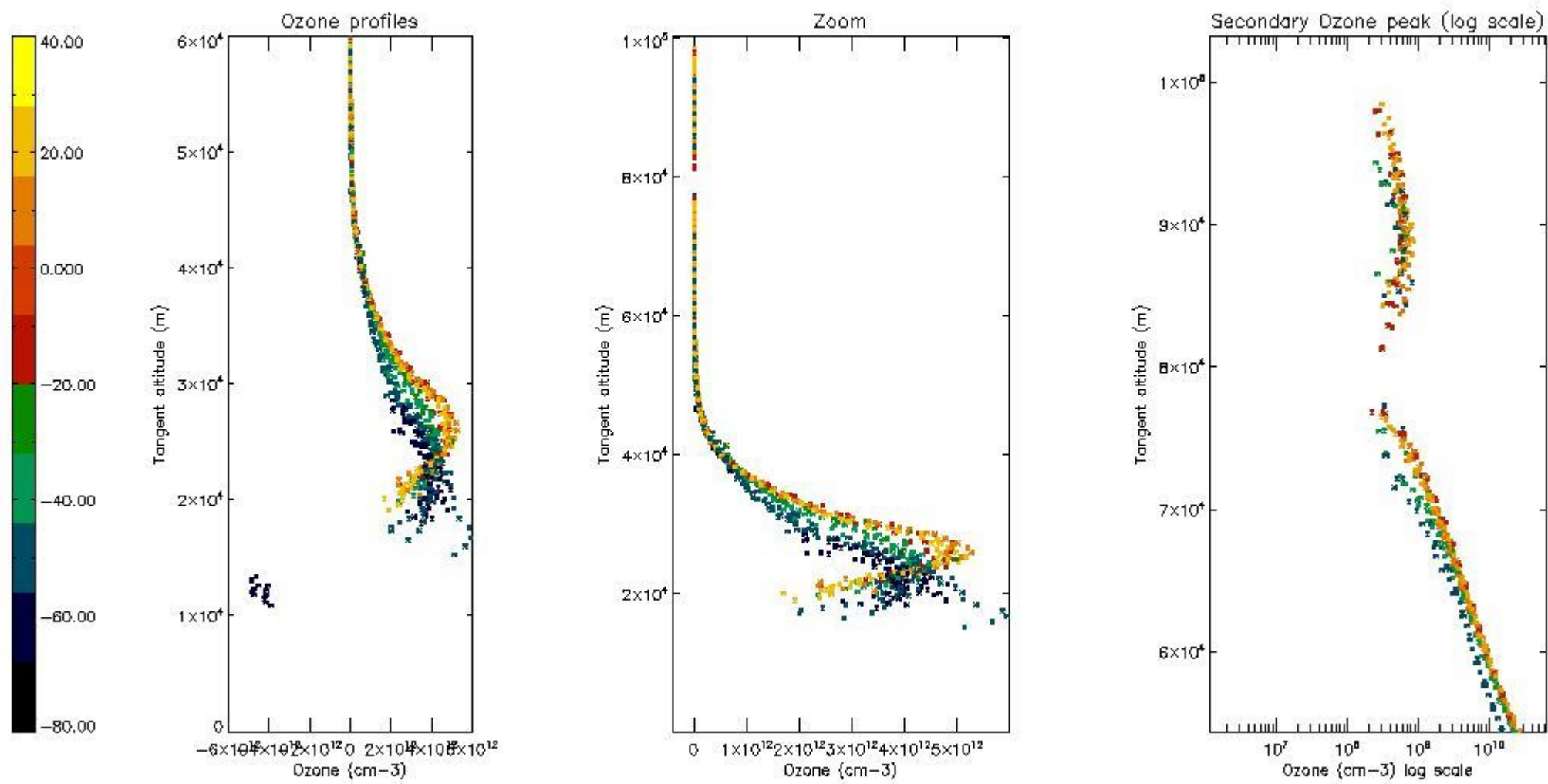
5.3 Plot ozone profiles where STD < 20% (dark without errors)

The colorbar represents the latitude.



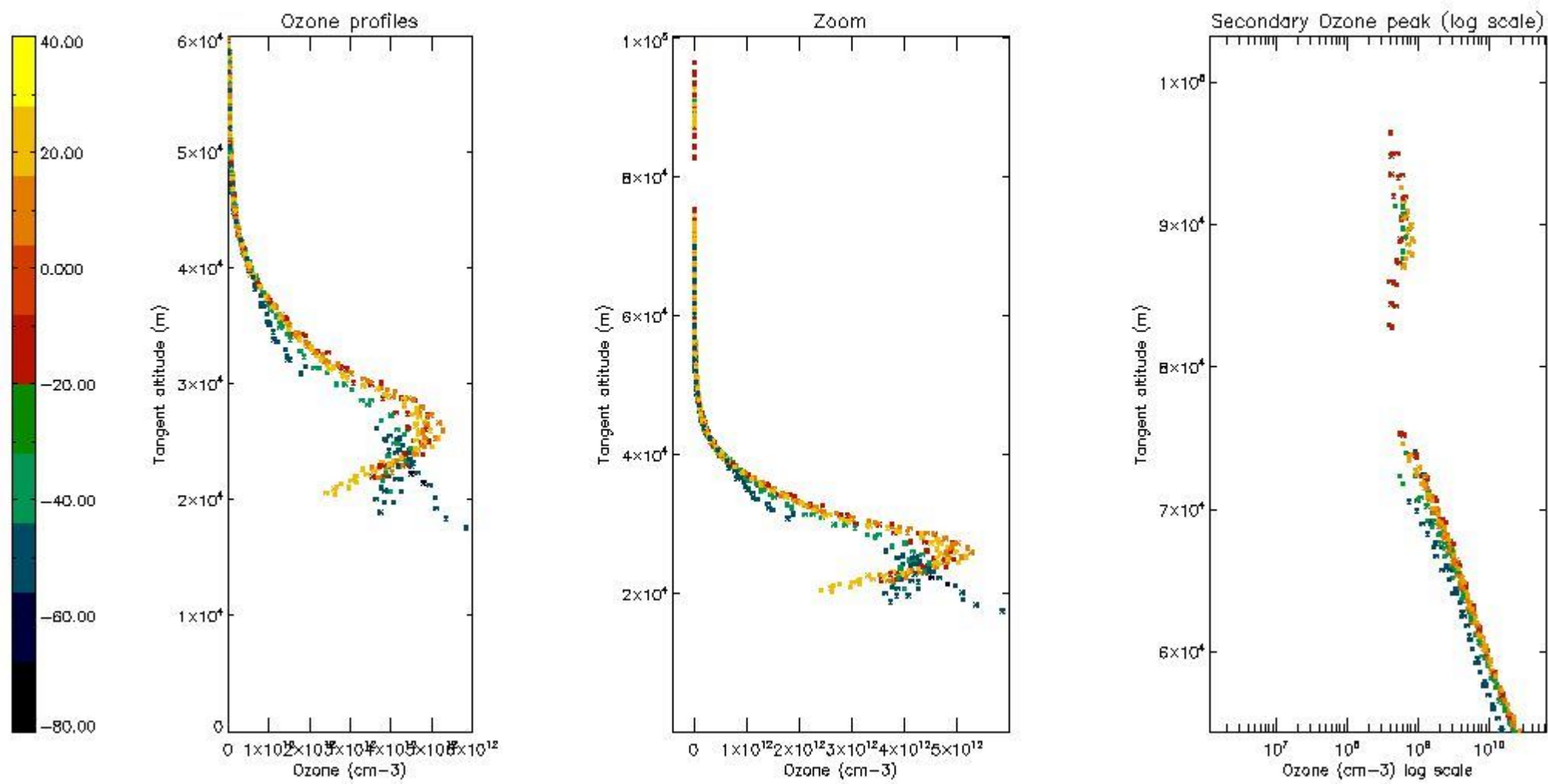
5.4 Plot ozone profiles where $STD < 10\%$ (dark without errors)

The colorbar represents the latitude.



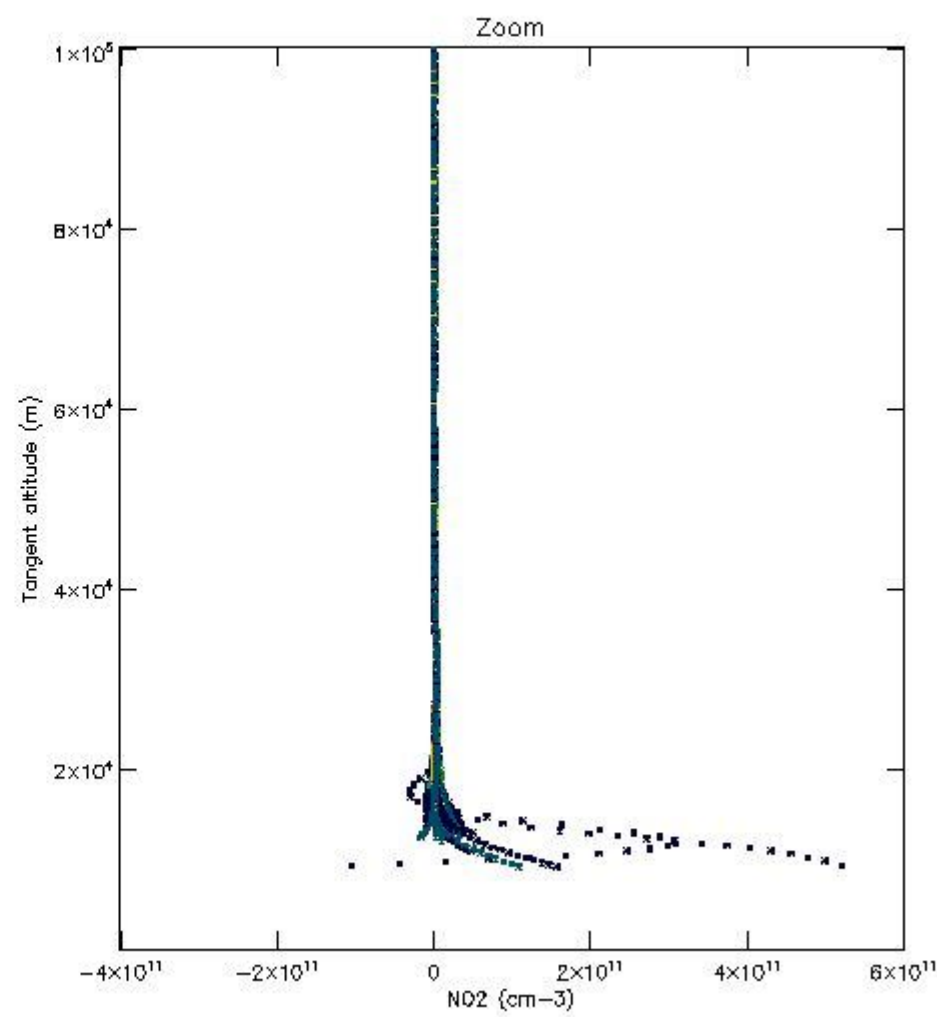
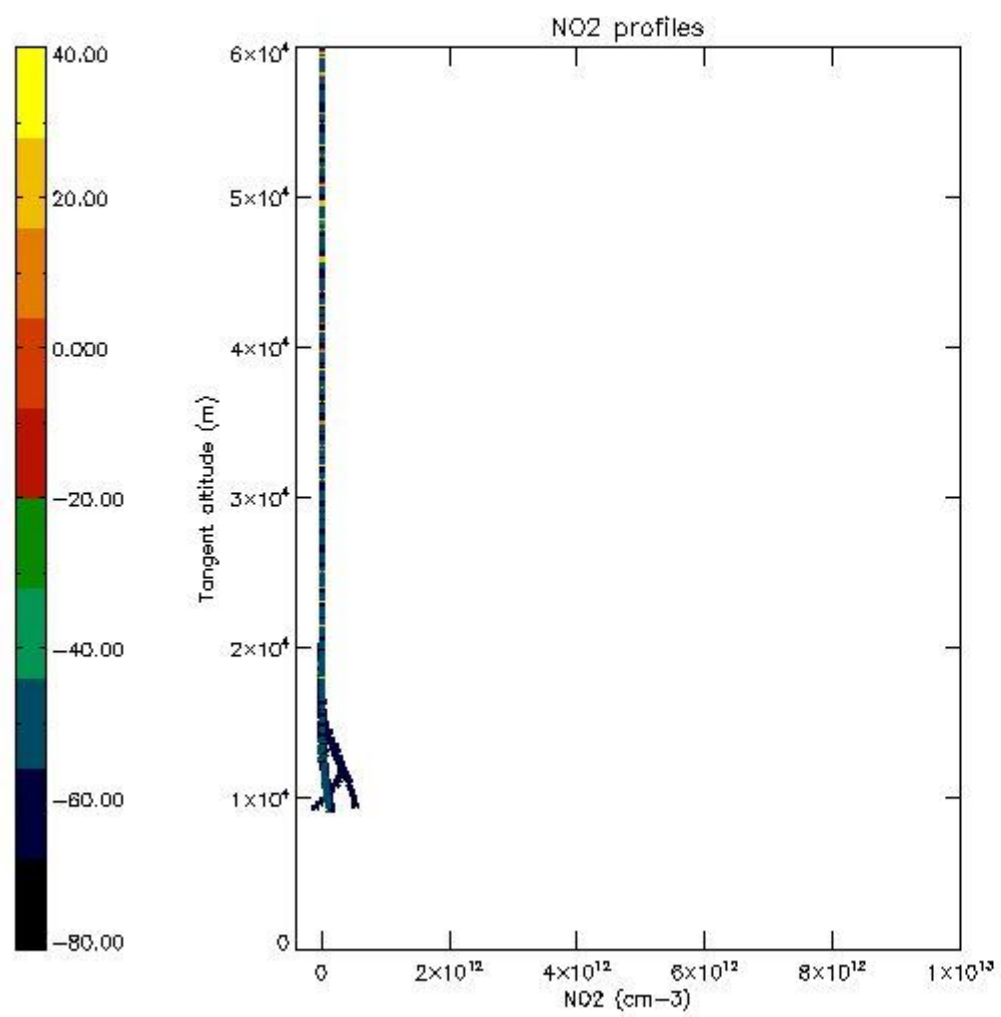
5.5 Plot ozone profiles where STD < 5% (dark without errors)

The colorbar represents the latitude.



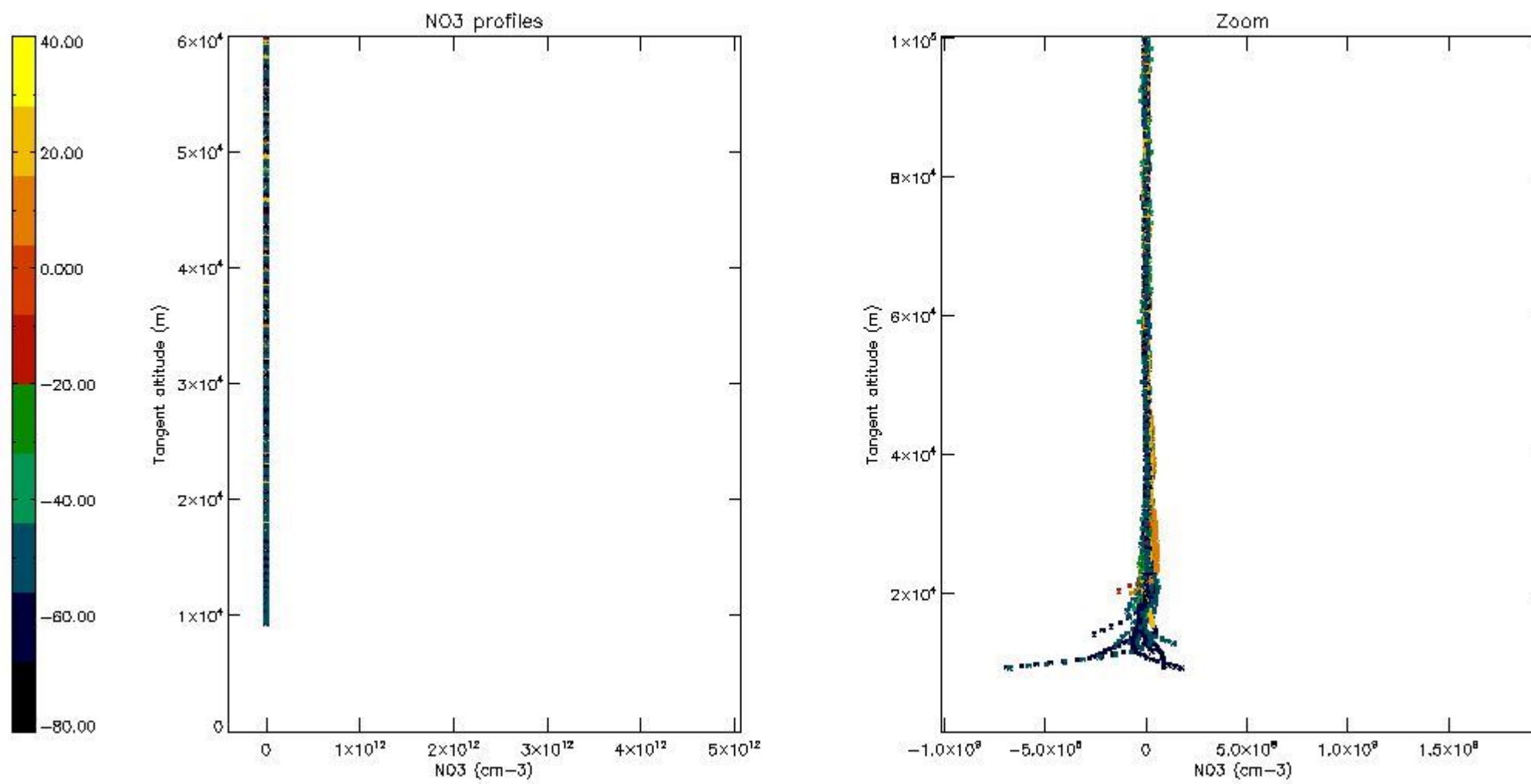
5.6 Plot NO₂ profiles for all STD (dark without errors)

The colorbar represents the latitude.



5.7 Plot NO3 profiles for all STD (dark without errors)

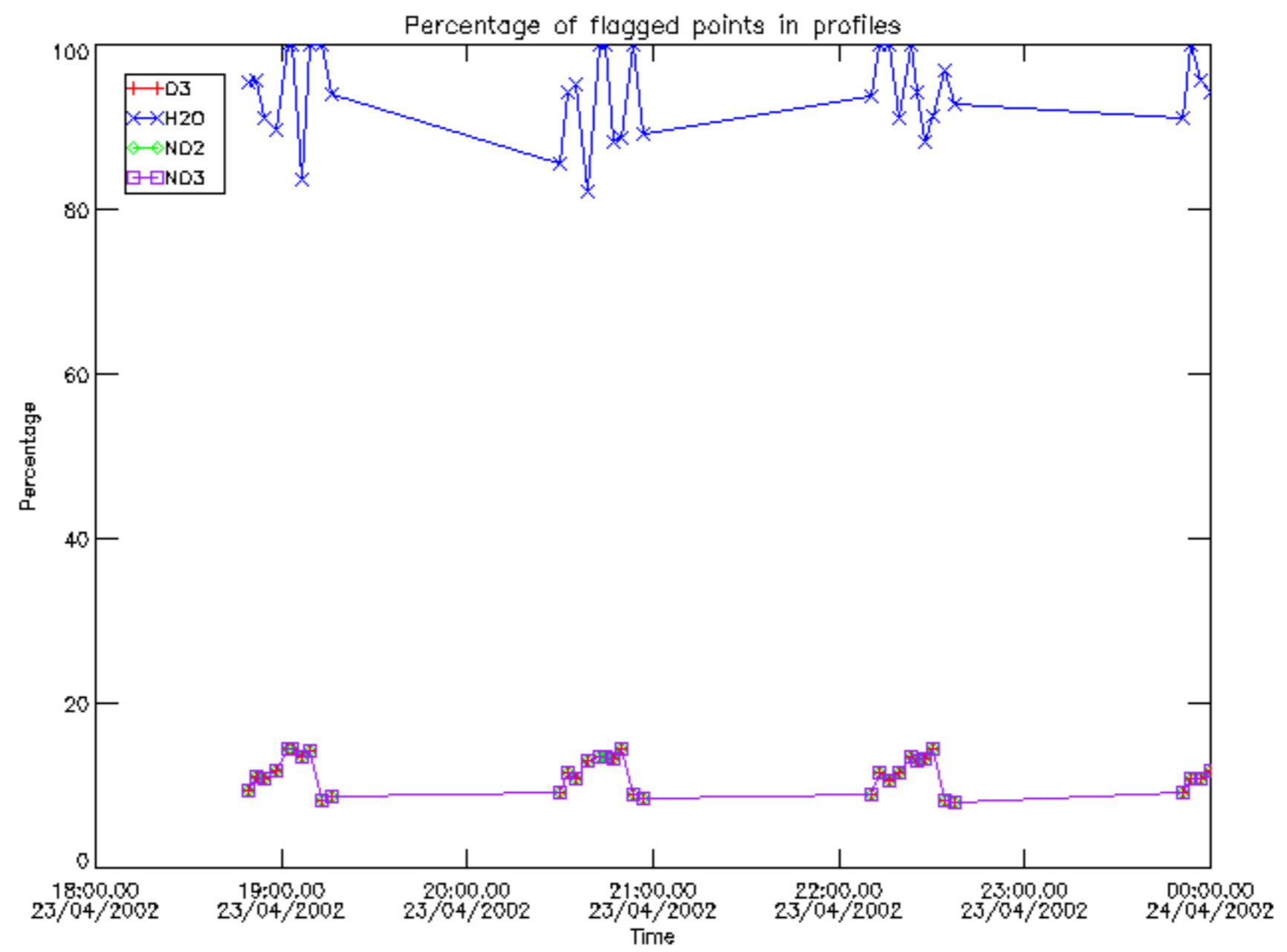
The colorbar represents the latitude.



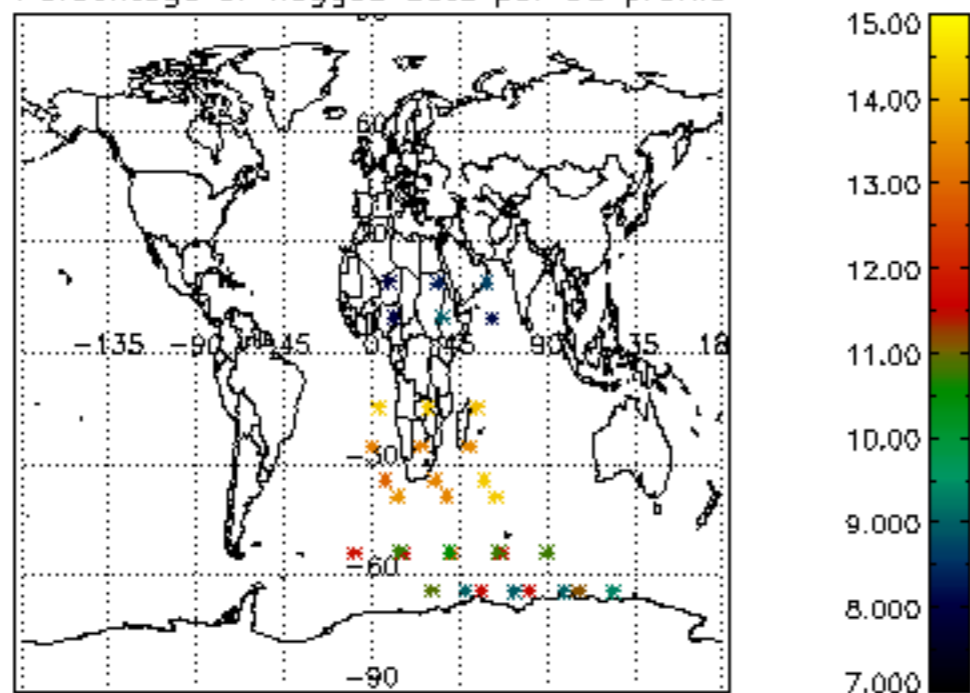
6. Auxiliary Data Files used for the production reported in section 2

The number reported in the third column indicates since which file (see list in section 2) the corresponding auxiliary file has been used. The fourth column is the date of those product files.

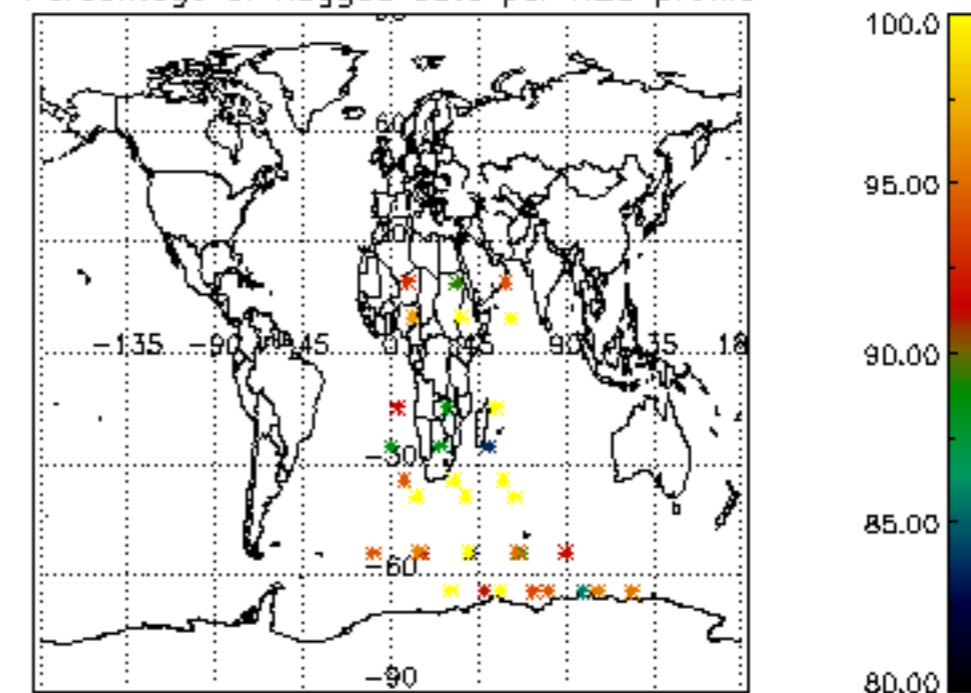
Type	Auxiliary Filename	Used since product	Used since product date
INST_PHYS_CHARACTERISTICS	GOM_INS_AXNIEC20050627_150440_20020301_000000_20100101_000000	1	23-APR-2002 17:40:53
LEVEL-2_PROC_CONFIG	GOM_PR2_AXVIEC20091111_152718_20020301_000000_20500101_000000	1	23-APR-2002 17:40:53
CROSS_SECTIONS_FILE	GOM_CRS_AXVIEC20091111_154832_20020301_000000_20500101_000000	1	23-APR-2002 17:40:53



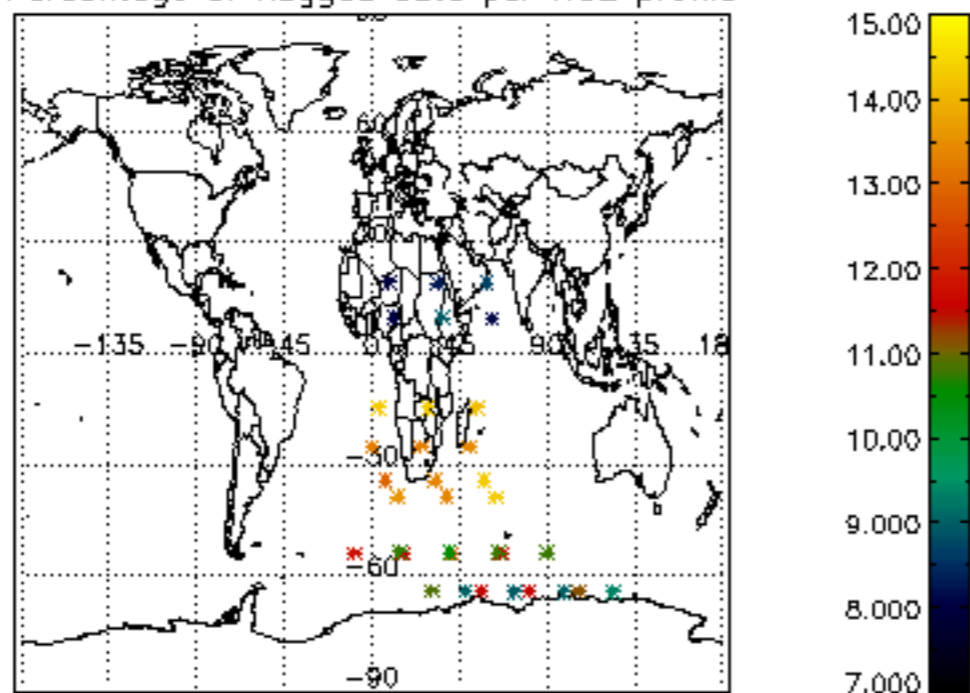
Percentage of flagged data per D3 profile



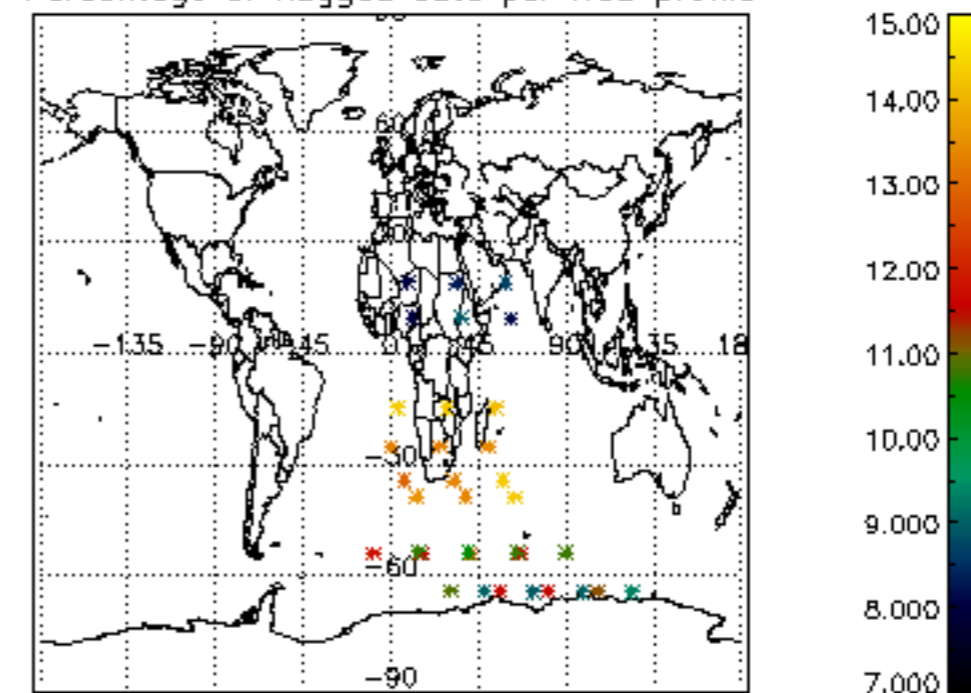
Percentage of flagged data per H2O profile

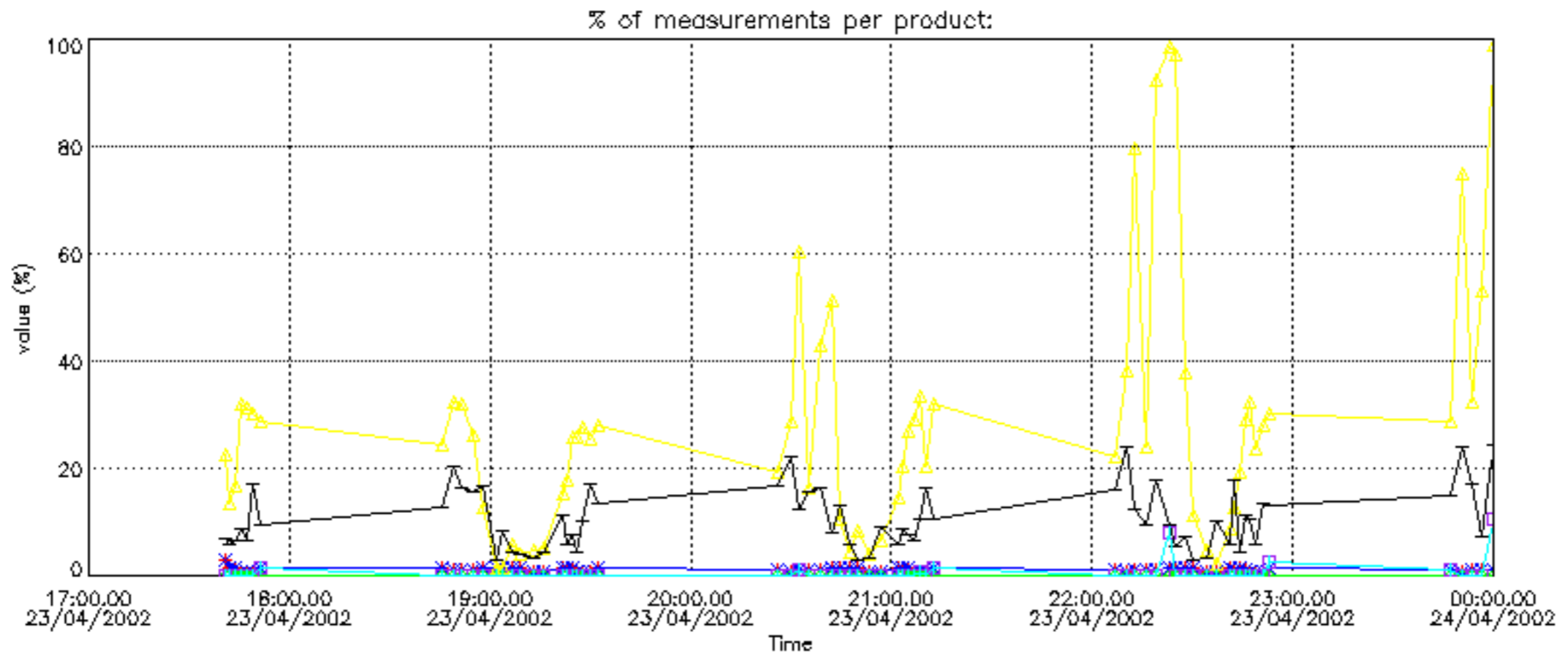


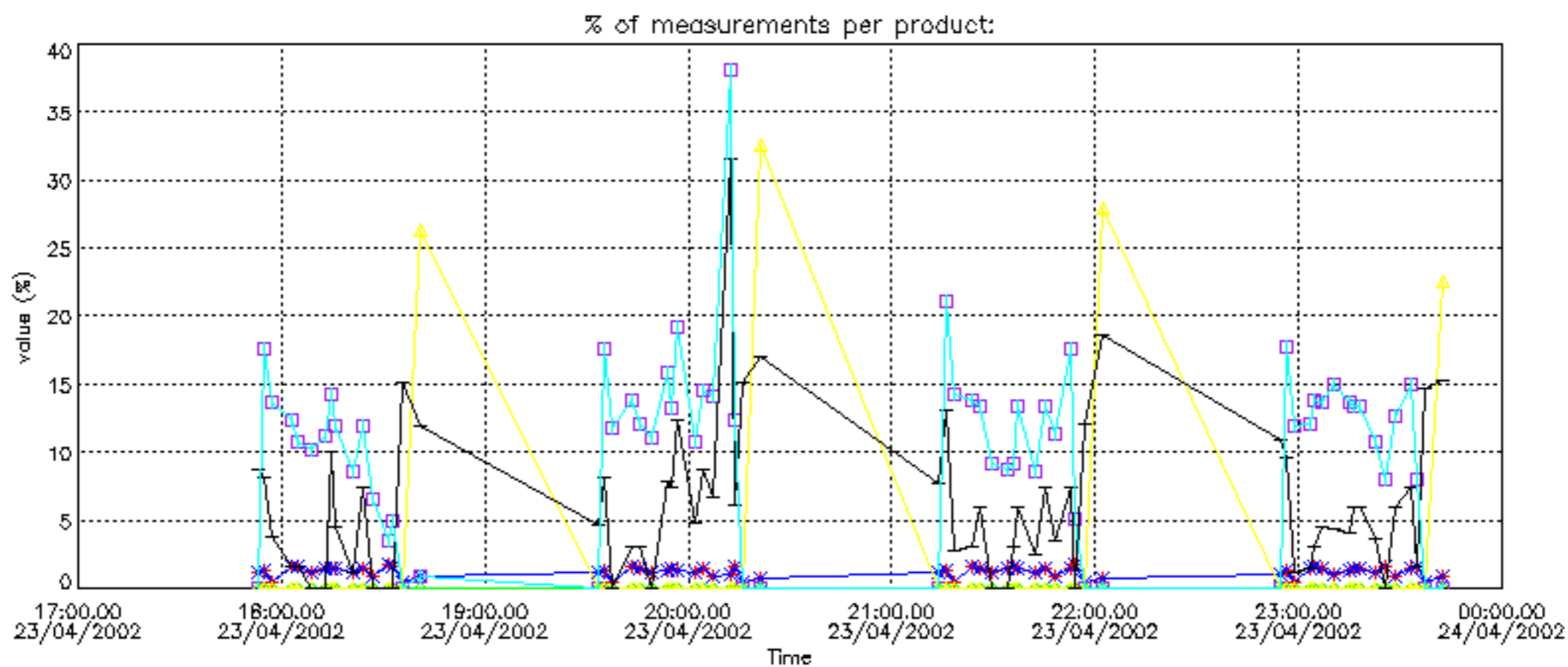
Percentage of flagged data per NO2 profile



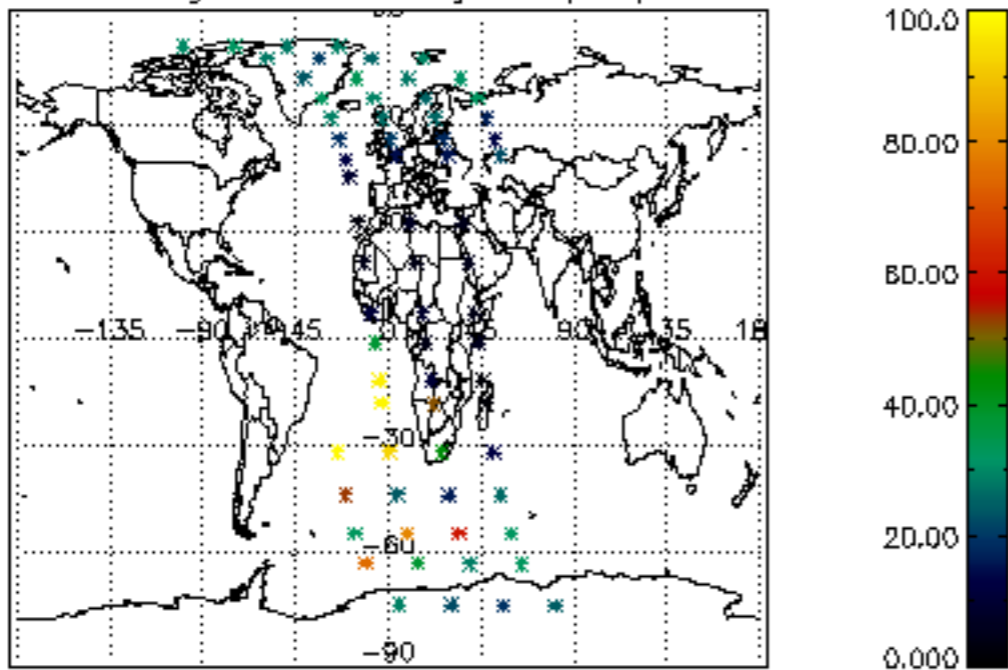
Percentage of flagged data per NO3 profile



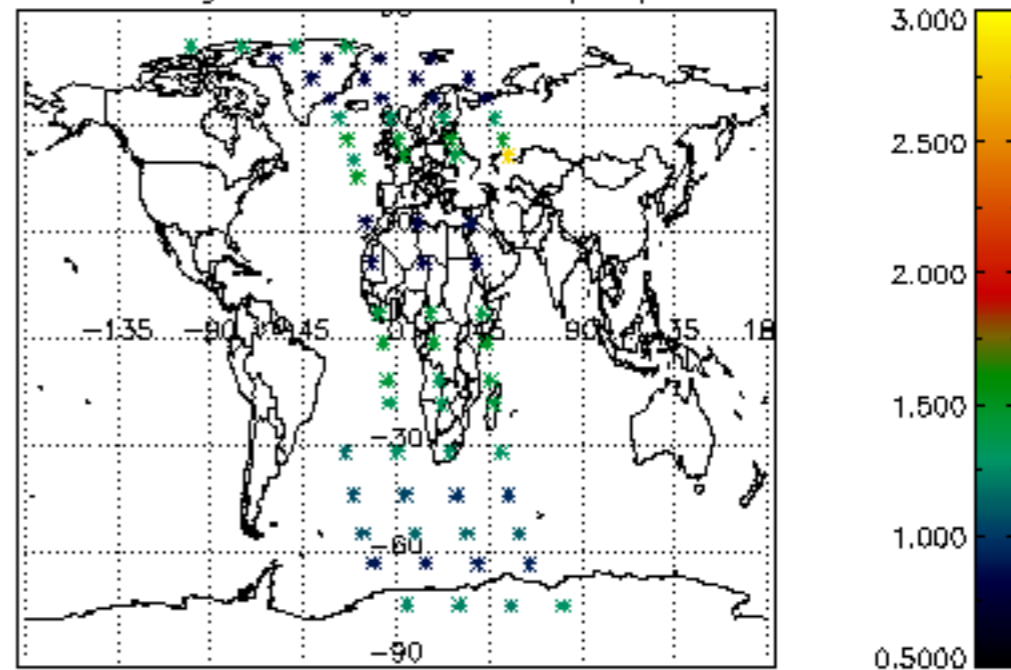




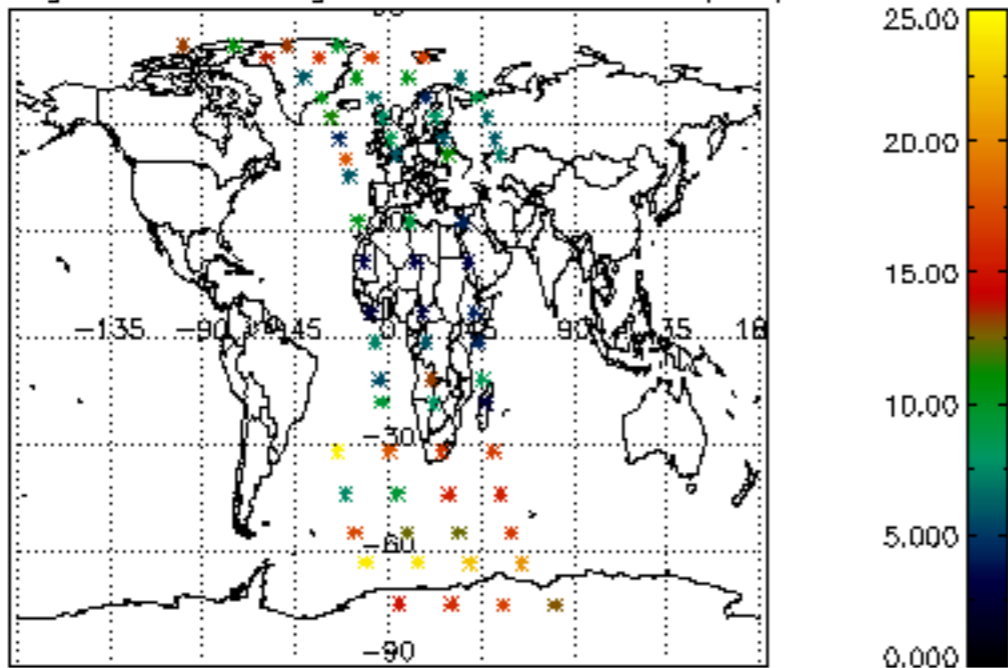
Percentage of cosmic ray hits per profile



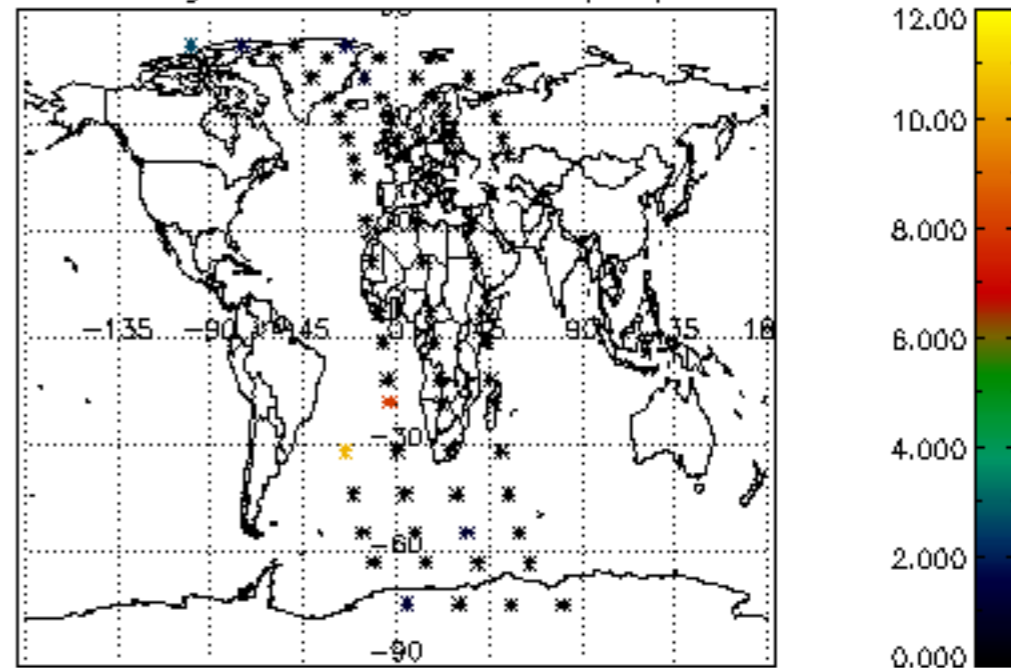
Percentage of datation errors per profile



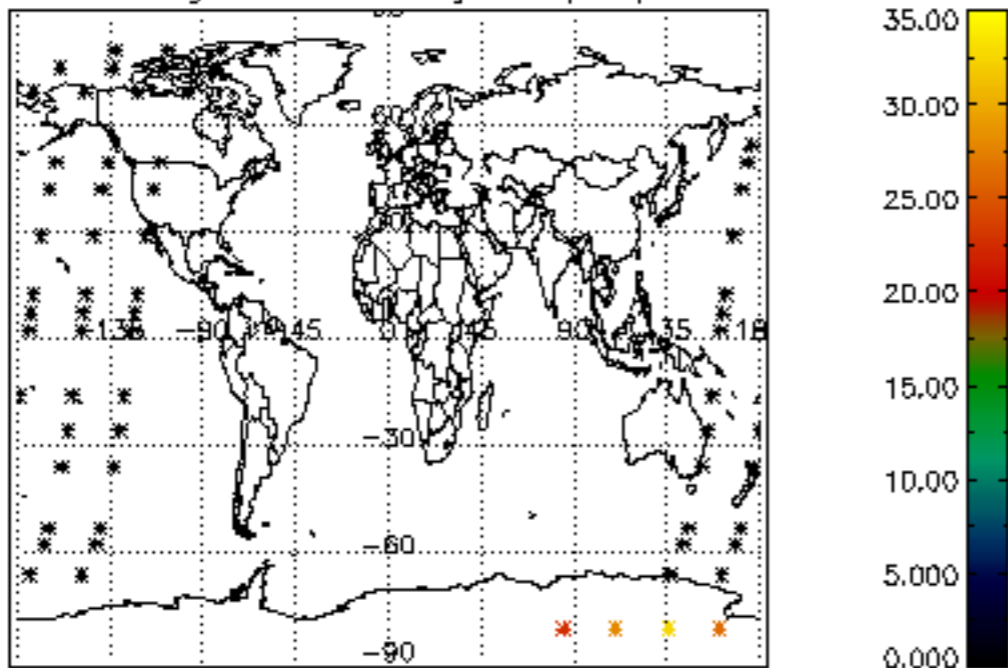
Percentage of star falling outside central band per profile



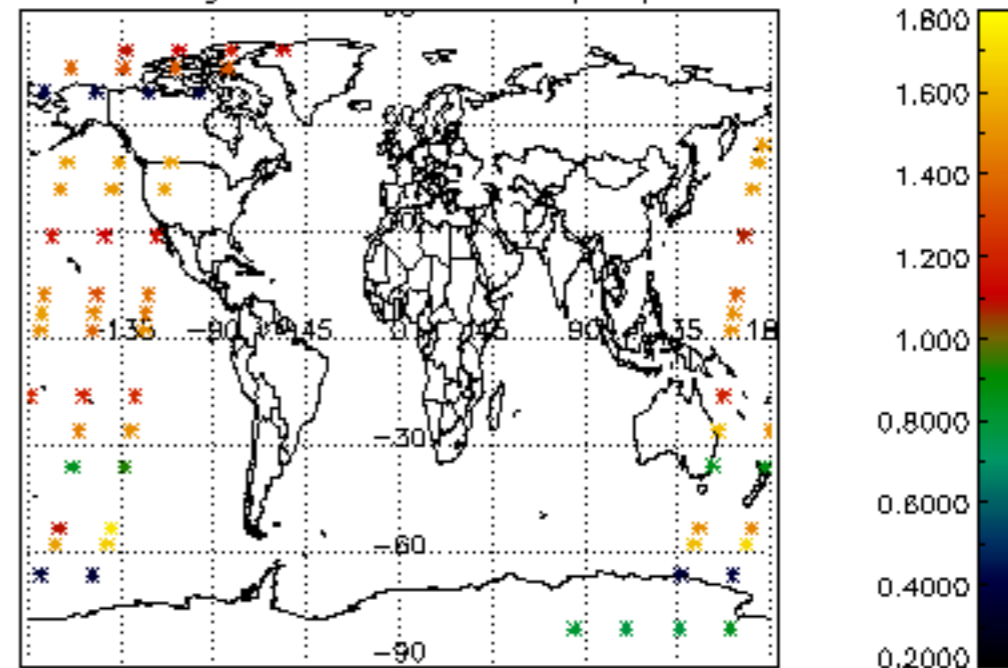
Percentage of saturation errors per profile



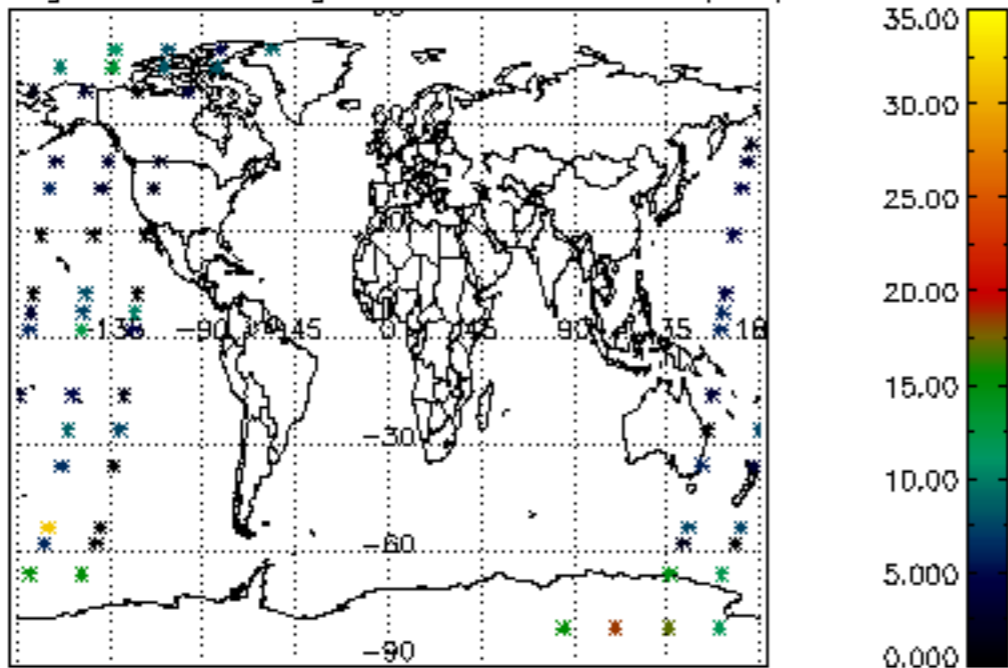
Percentage of cosmic ray hits per profile



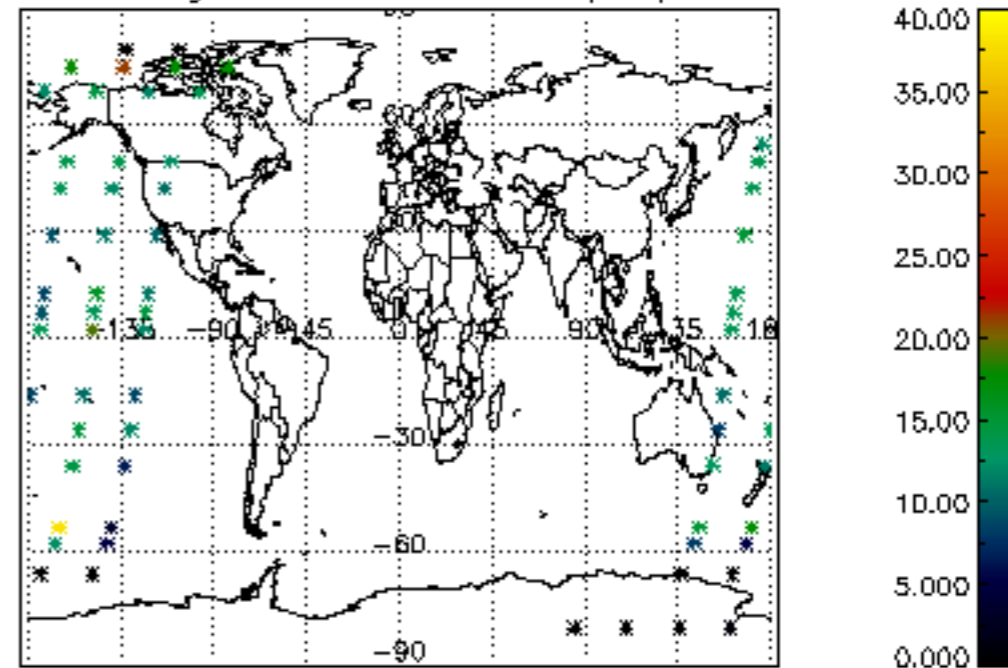
Percentage of datation errors per profile

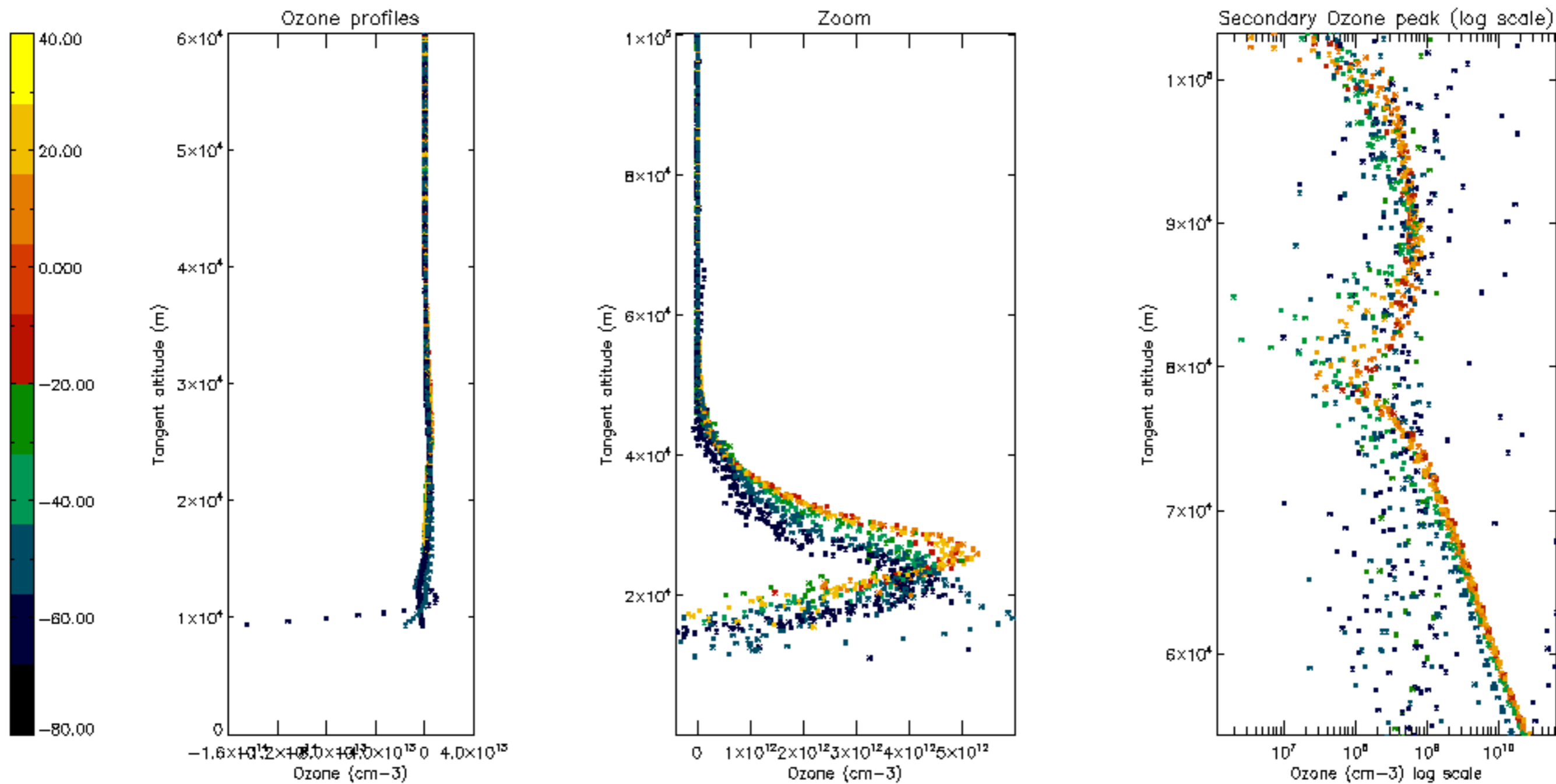


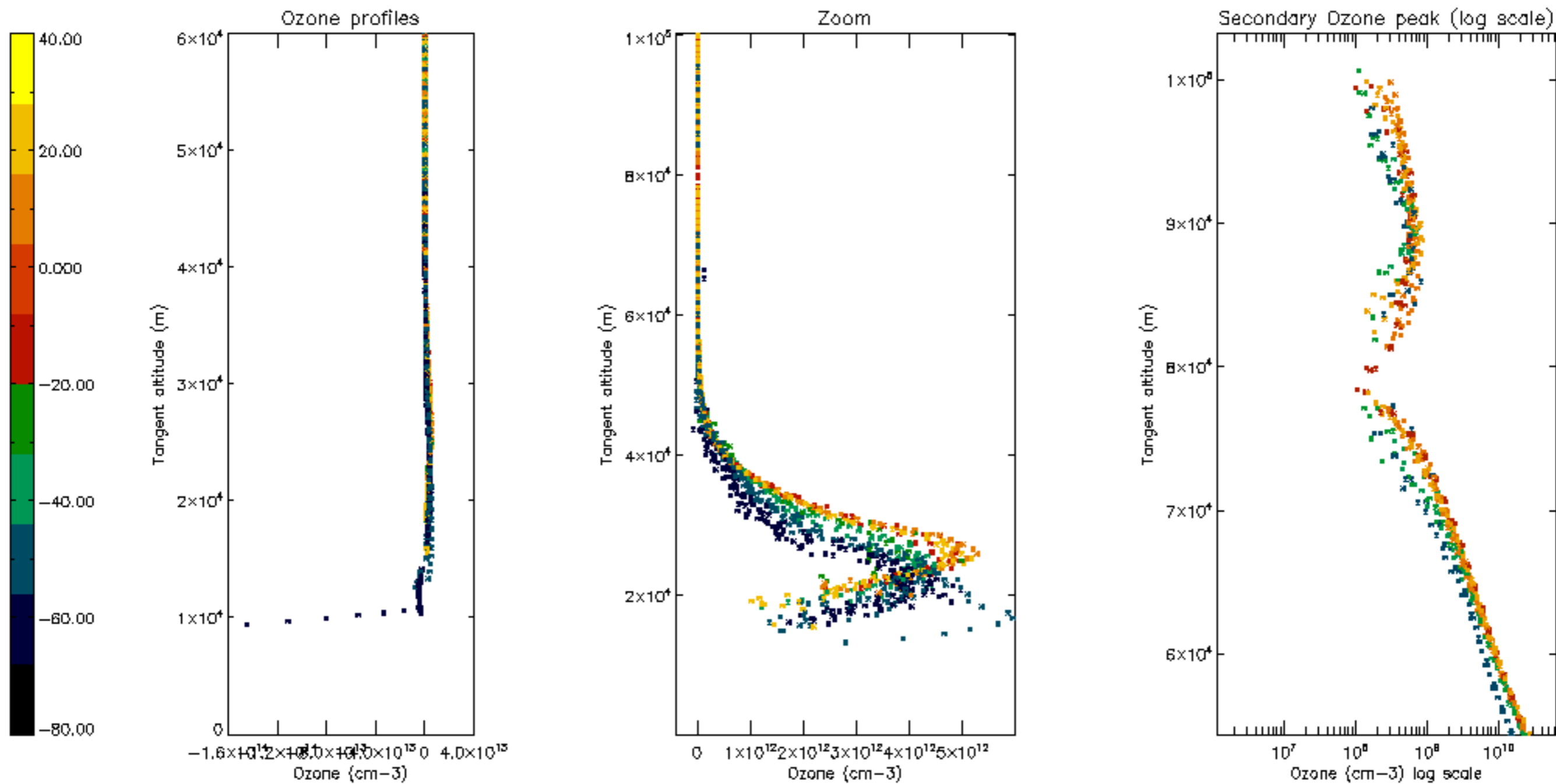
Percentage of star falling outside central band per profile

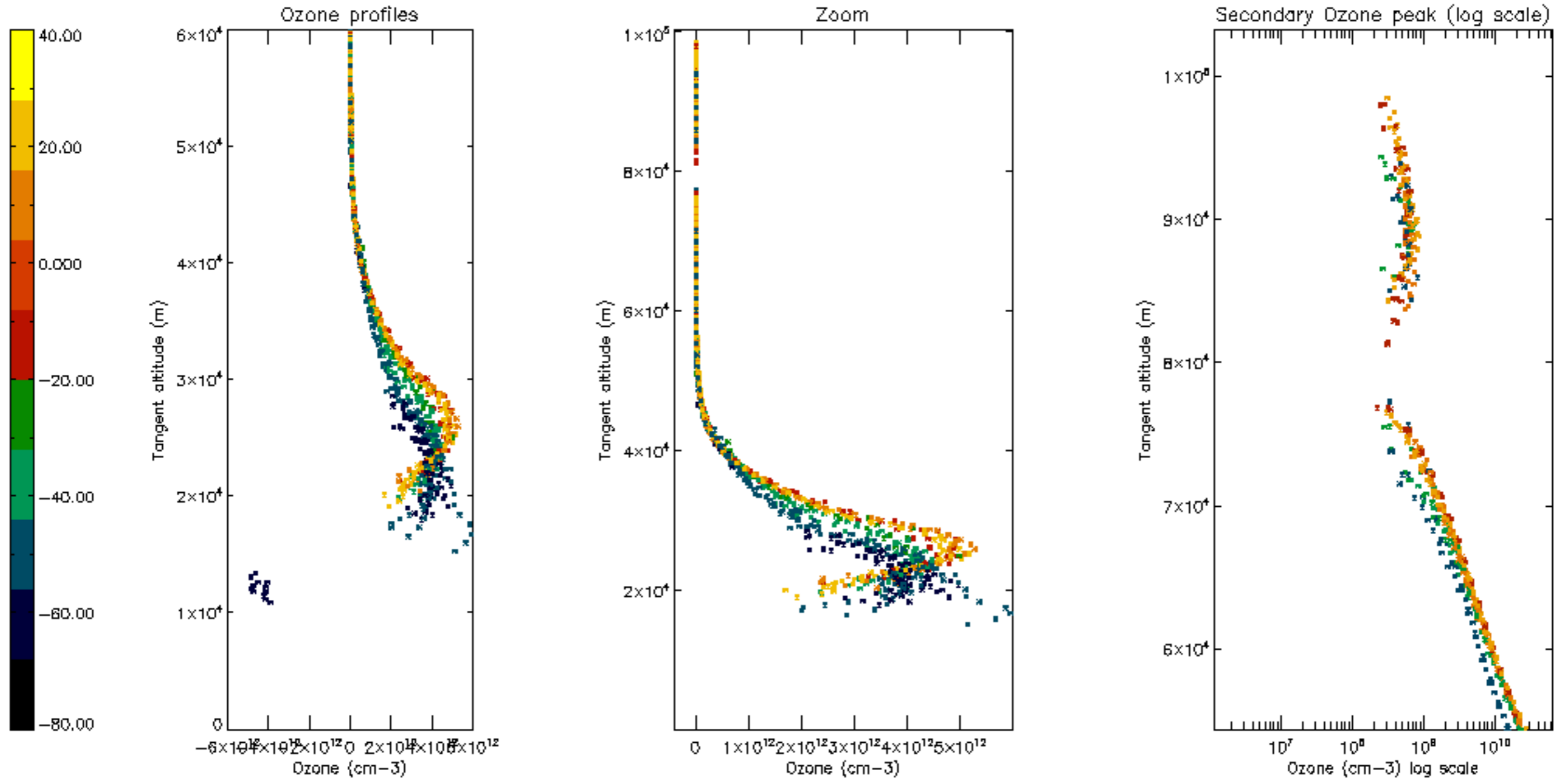


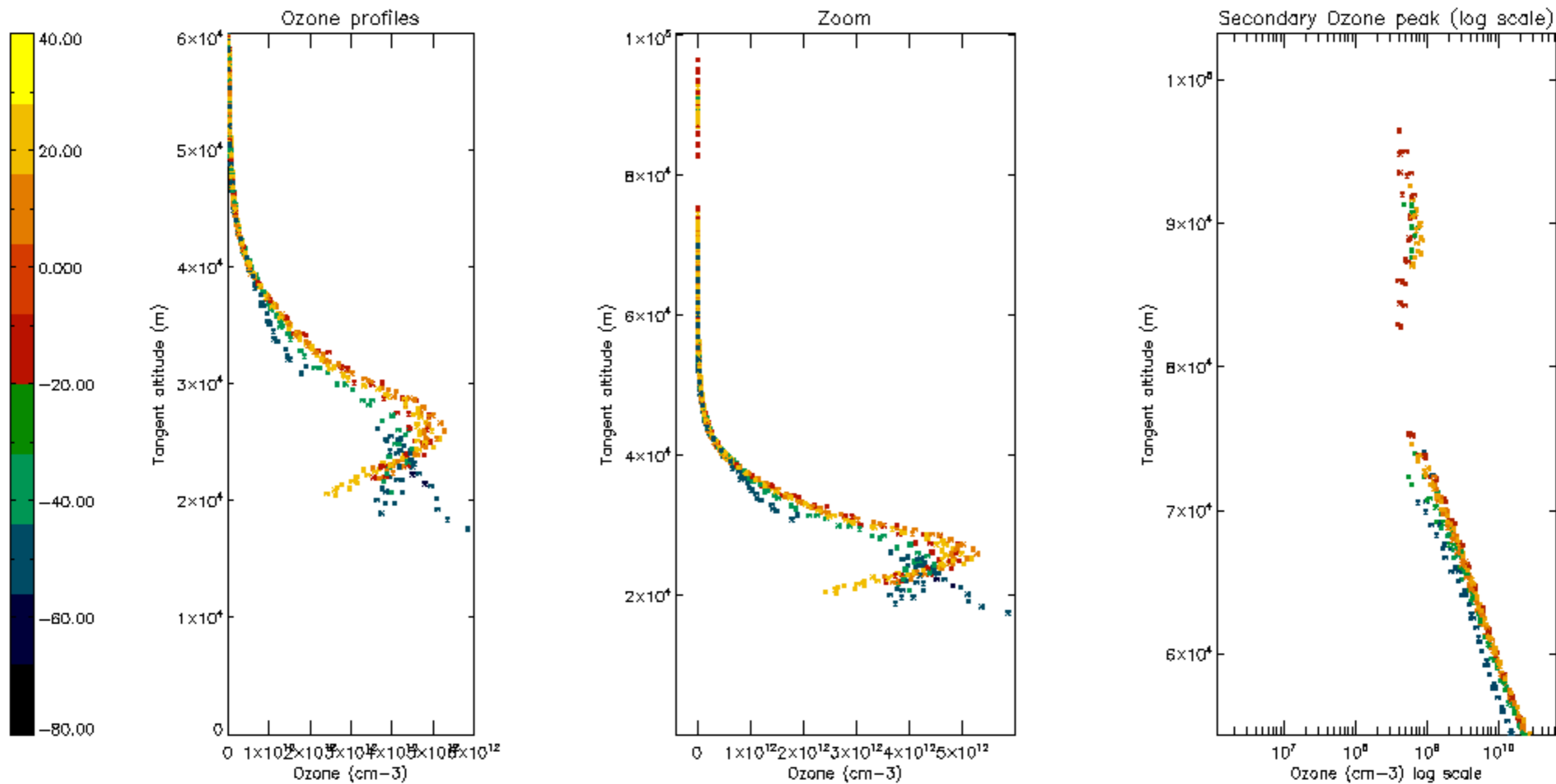
Percentage of saturation errors per profile

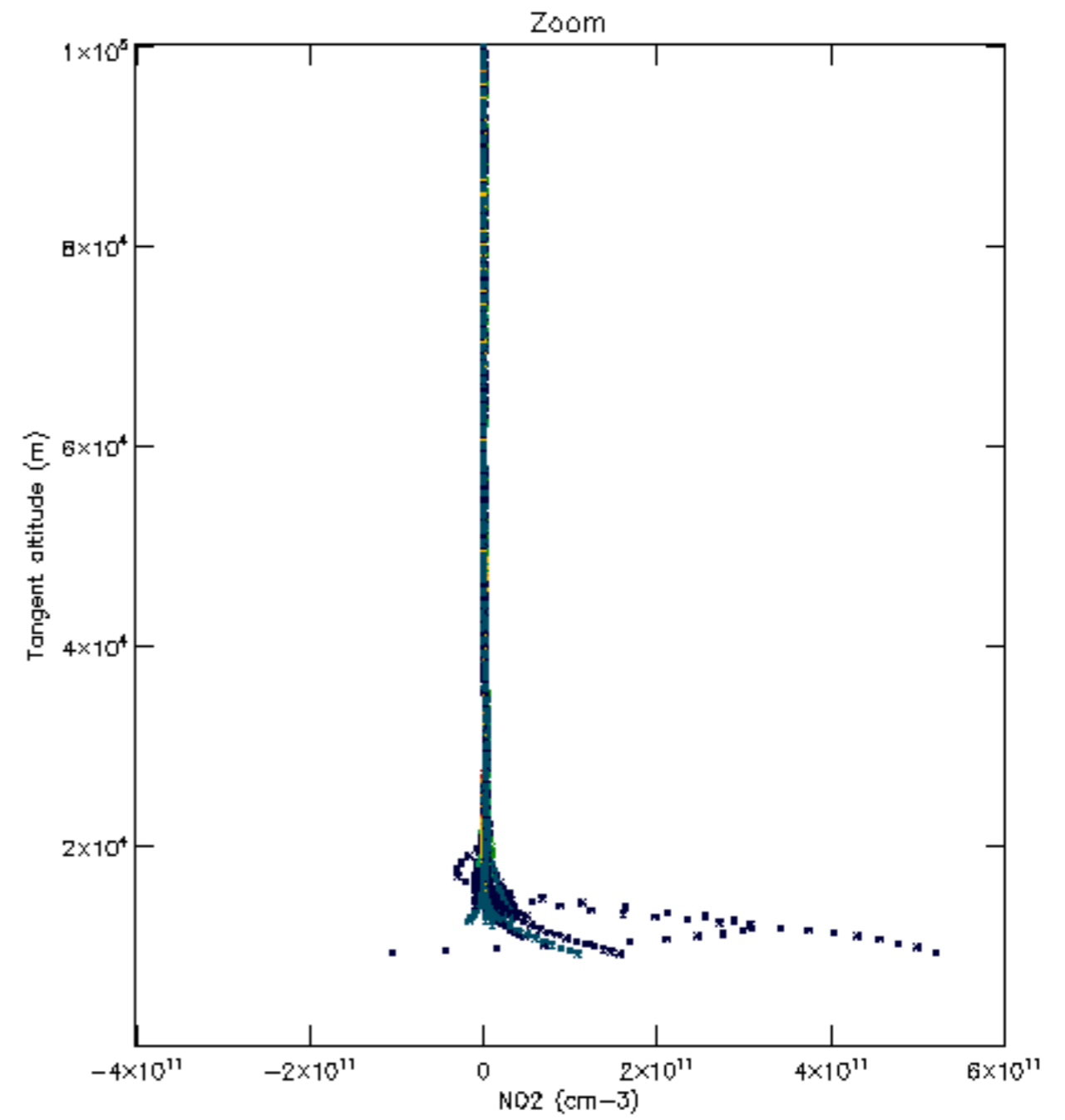
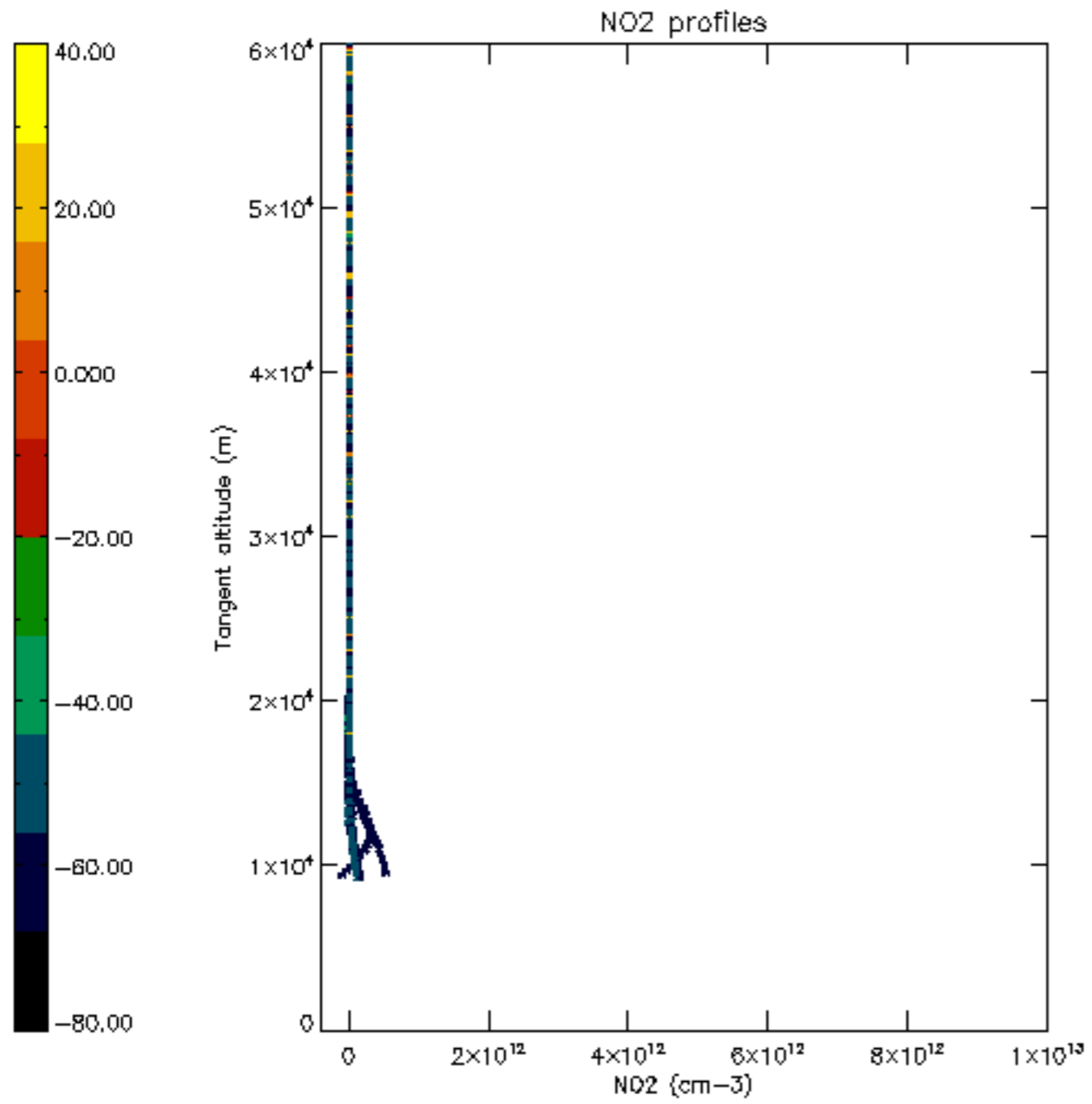


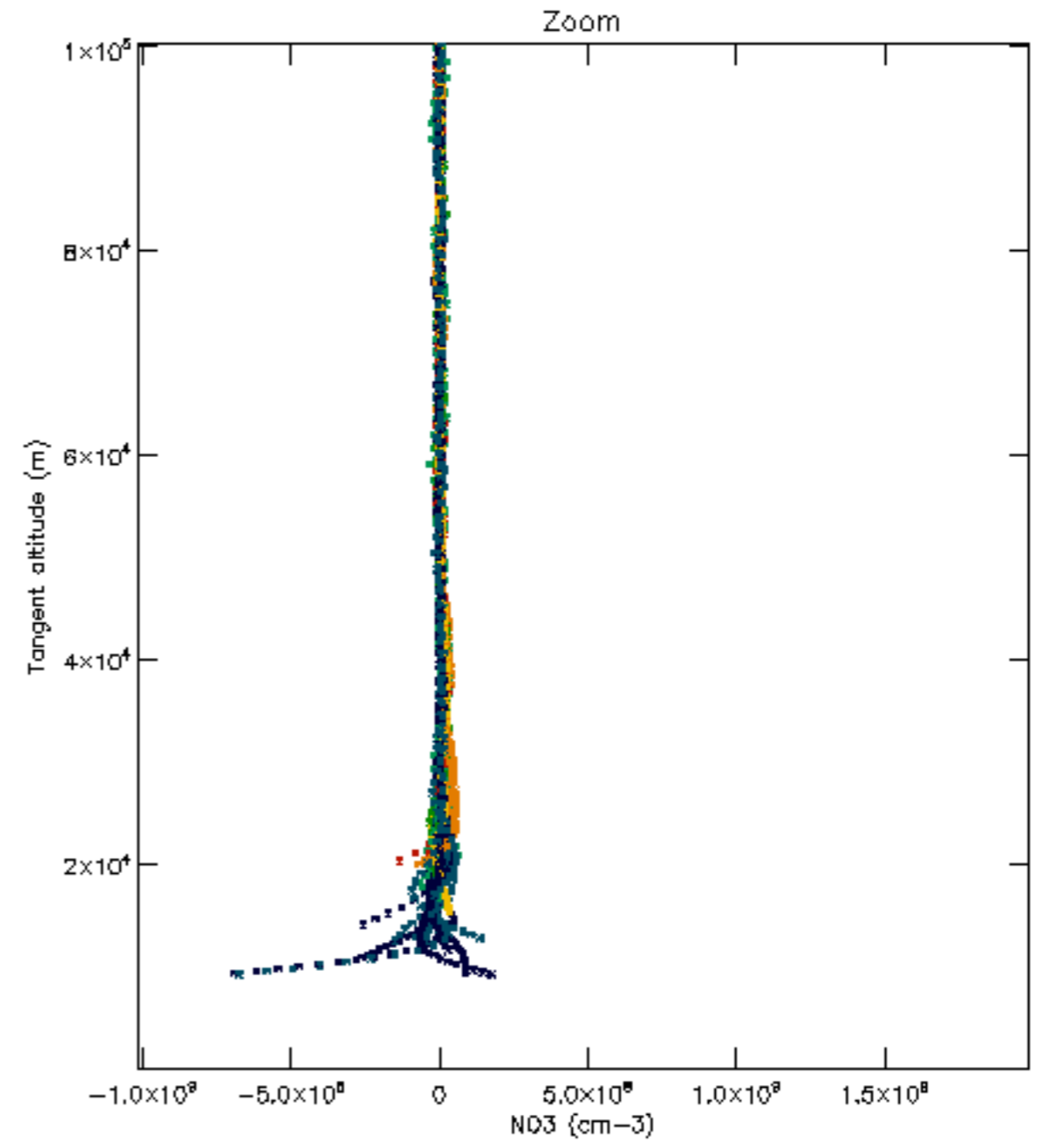
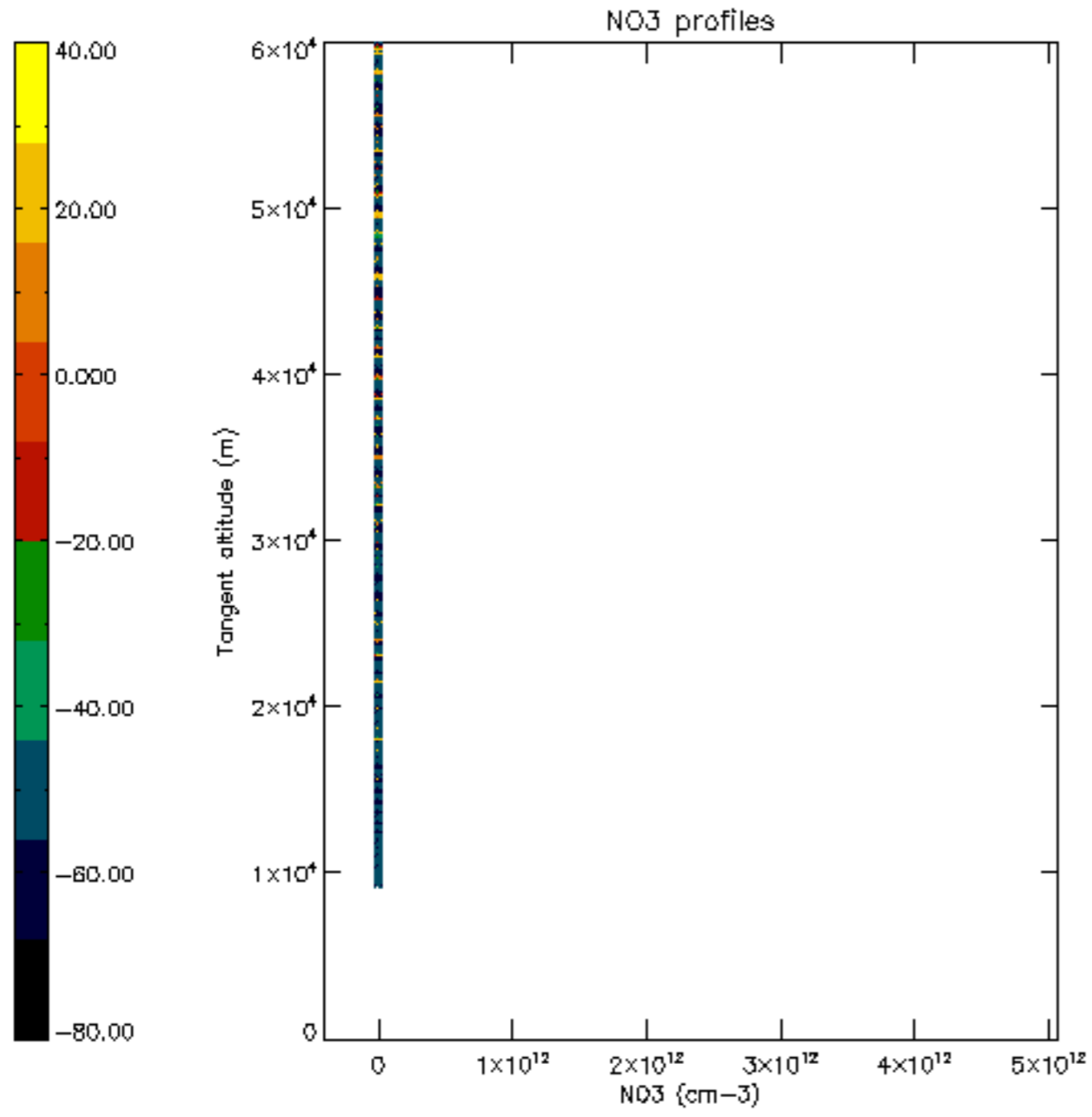


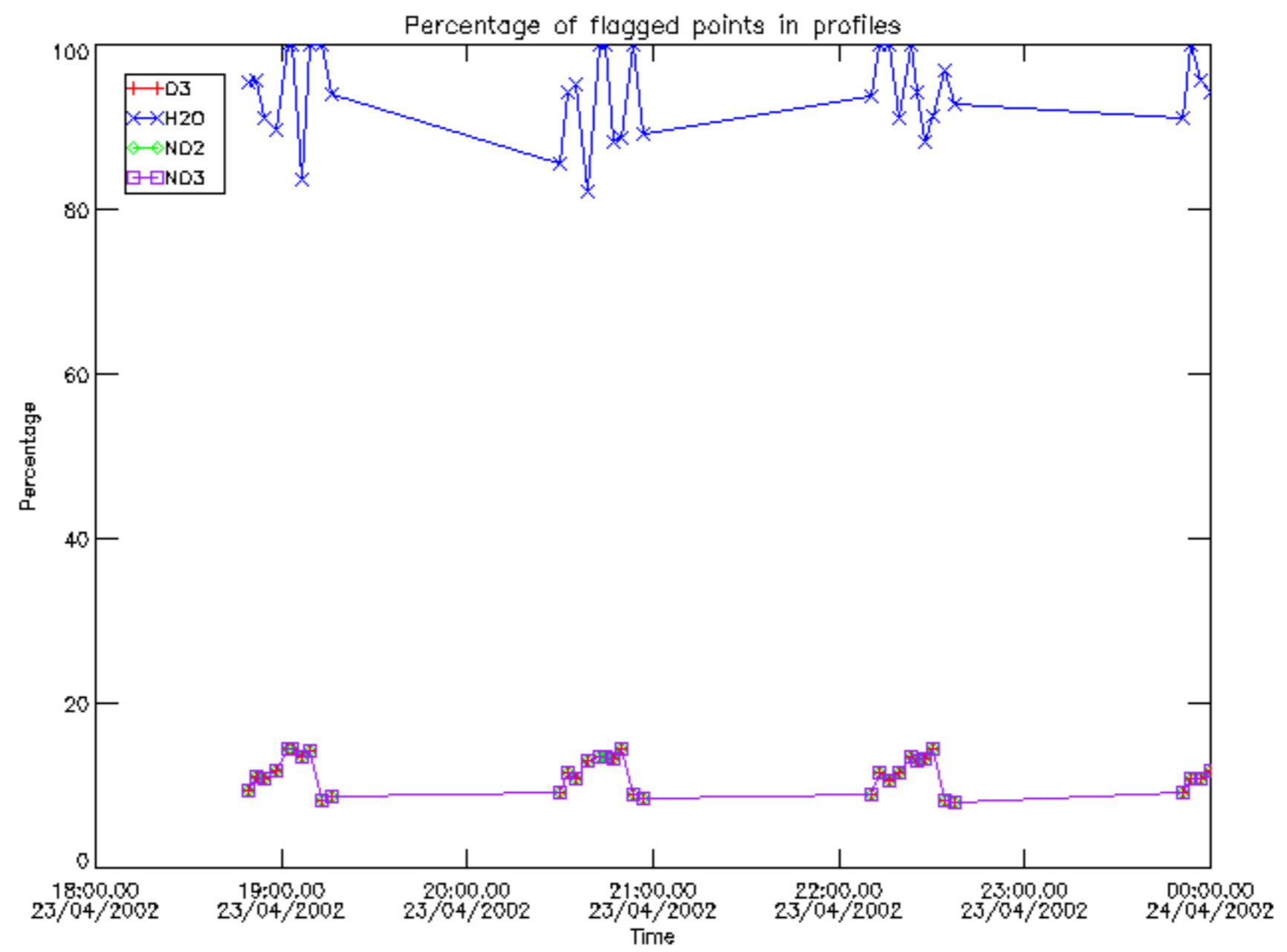




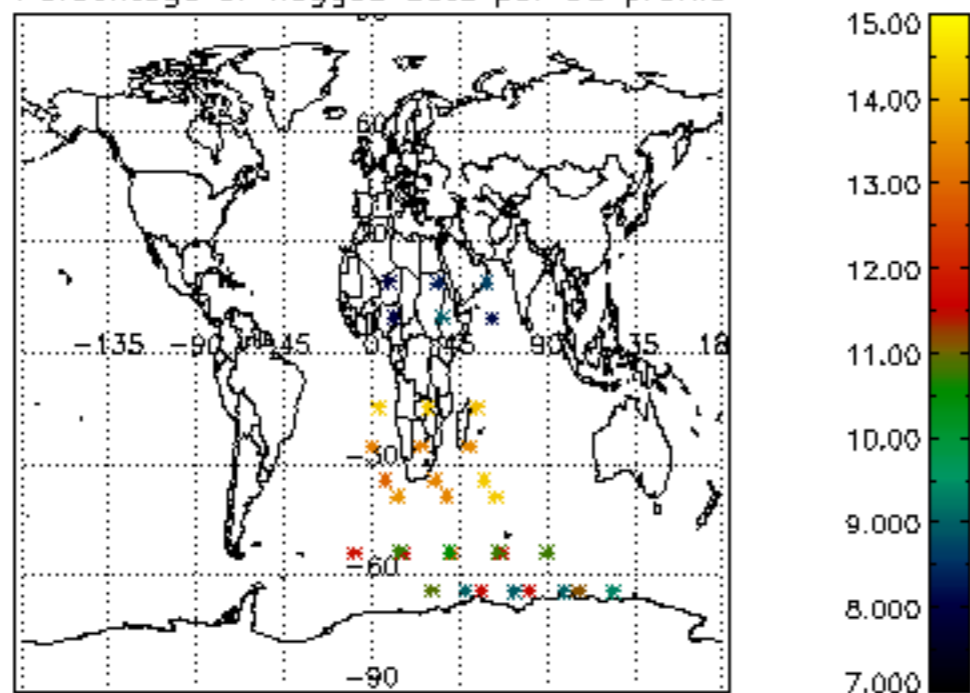




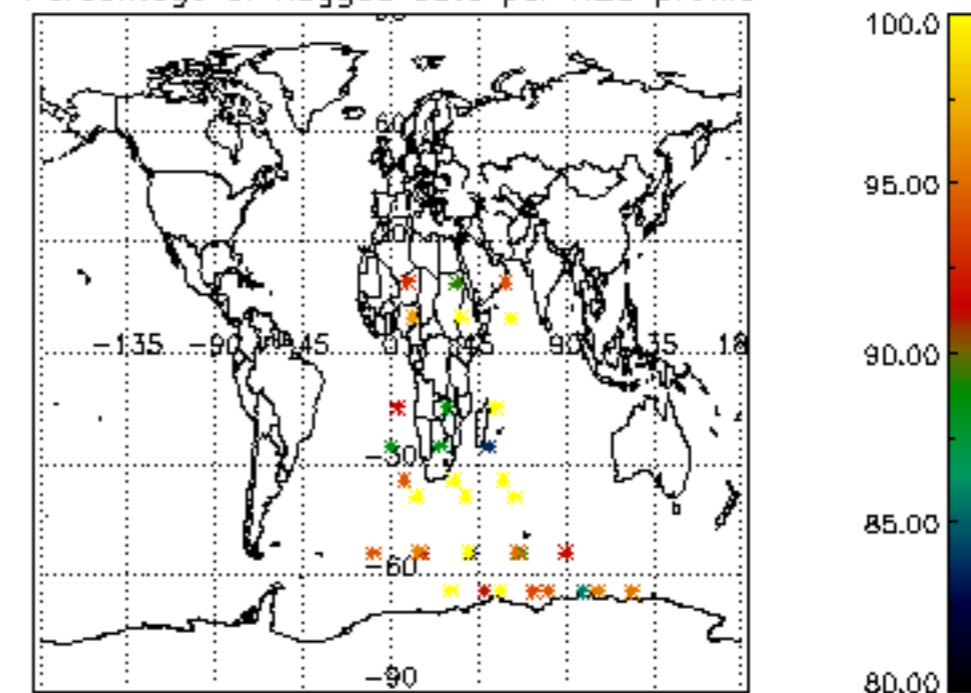




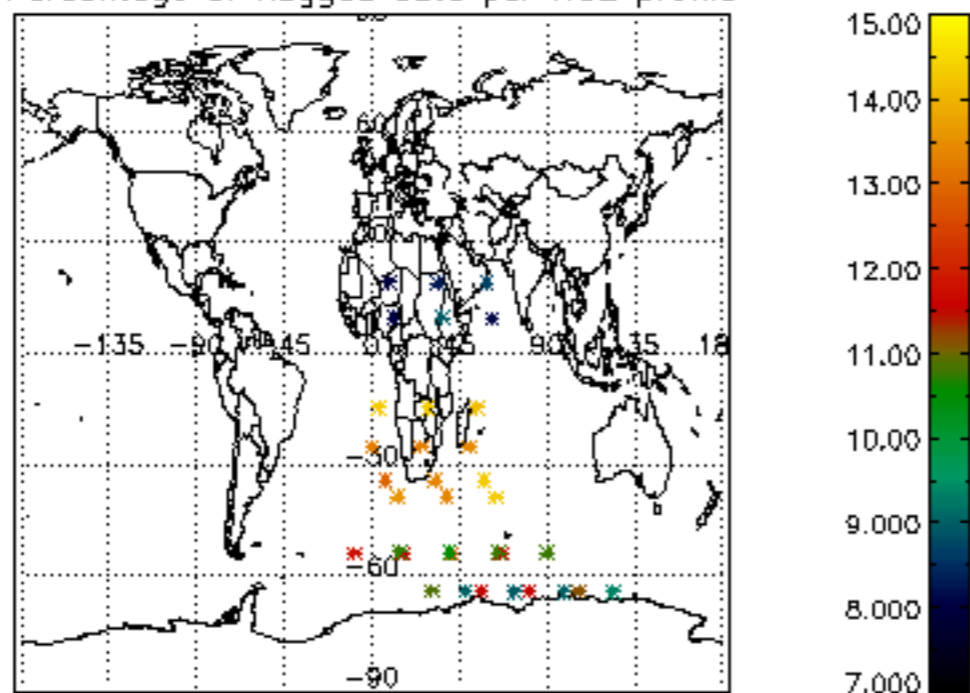
Percentage of flagged data per D3 profile



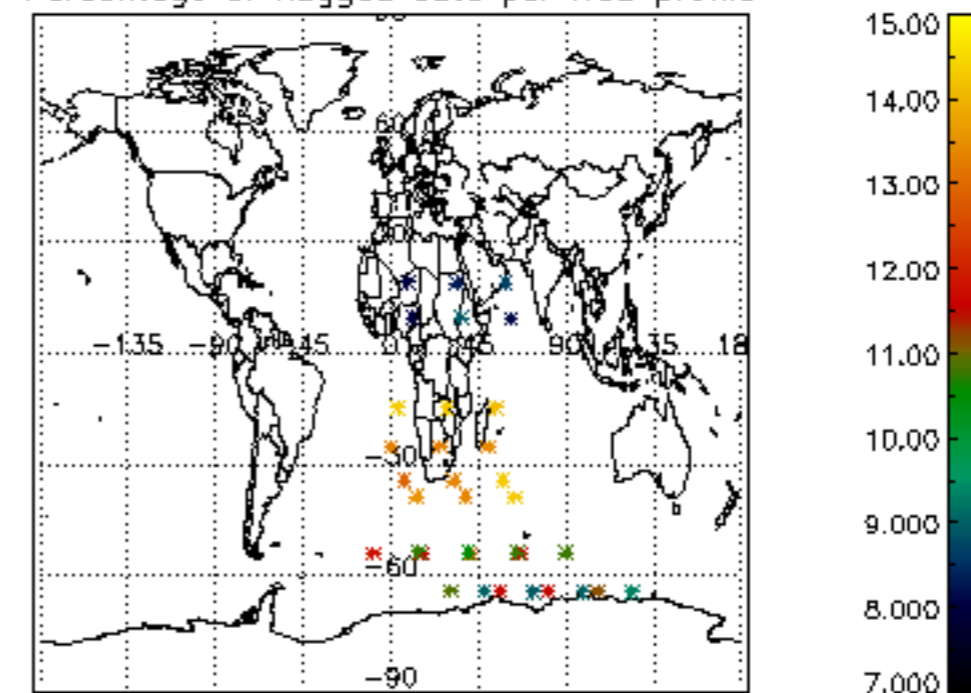
Percentage of flagged data per H2O profile

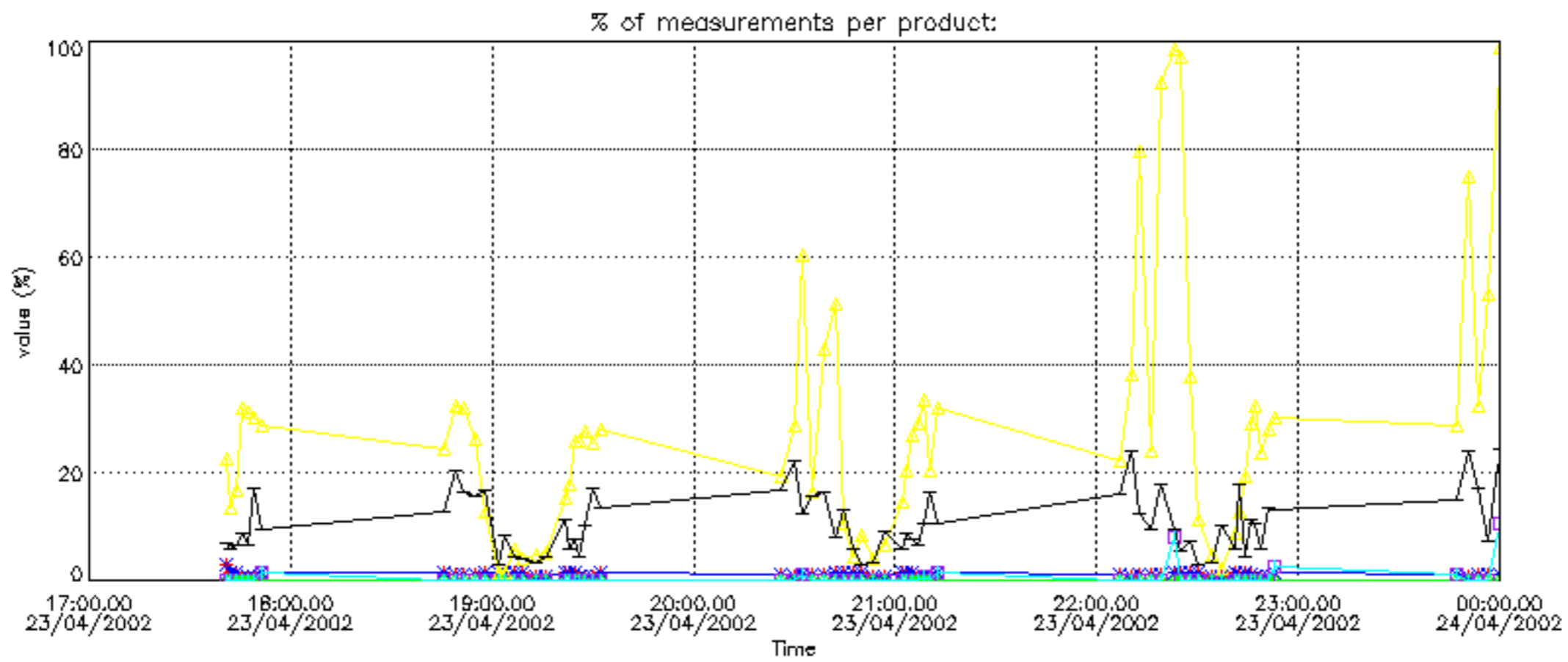


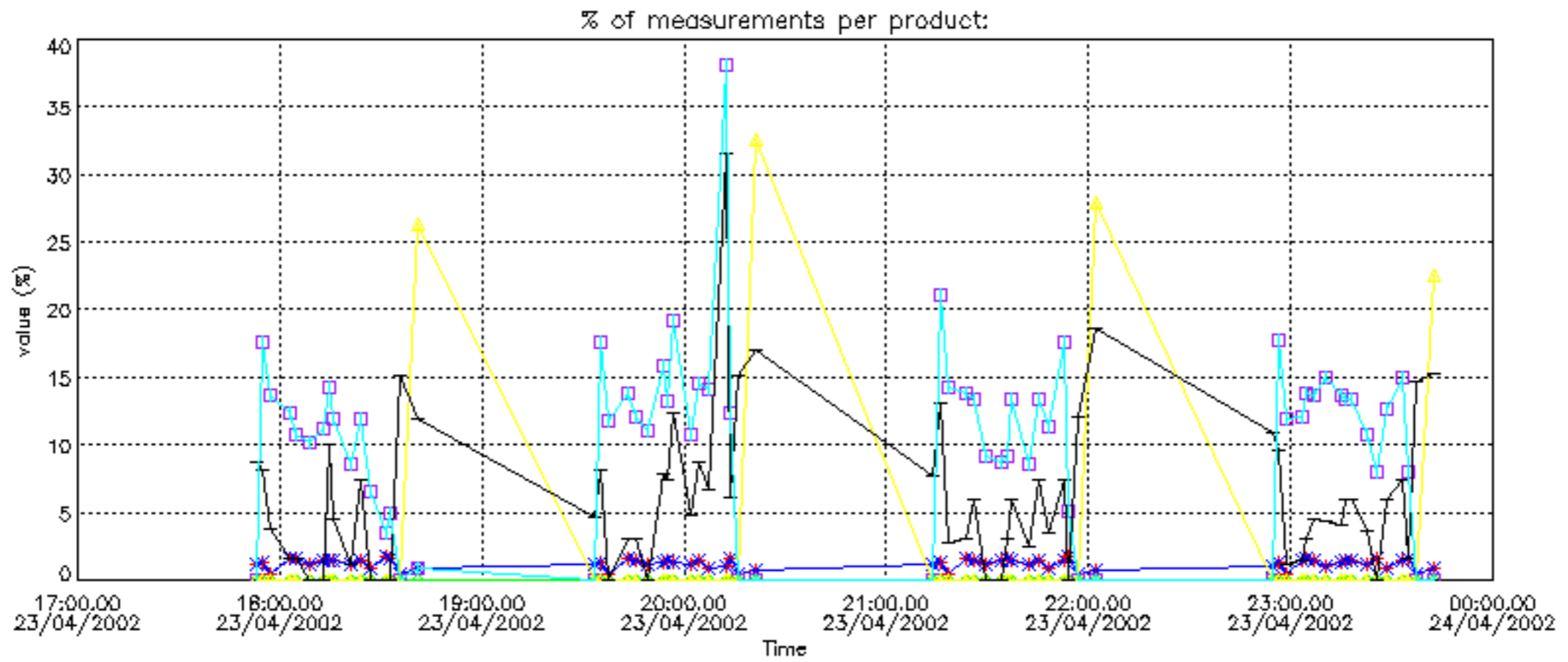
Percentage of flagged data per NO2 profile



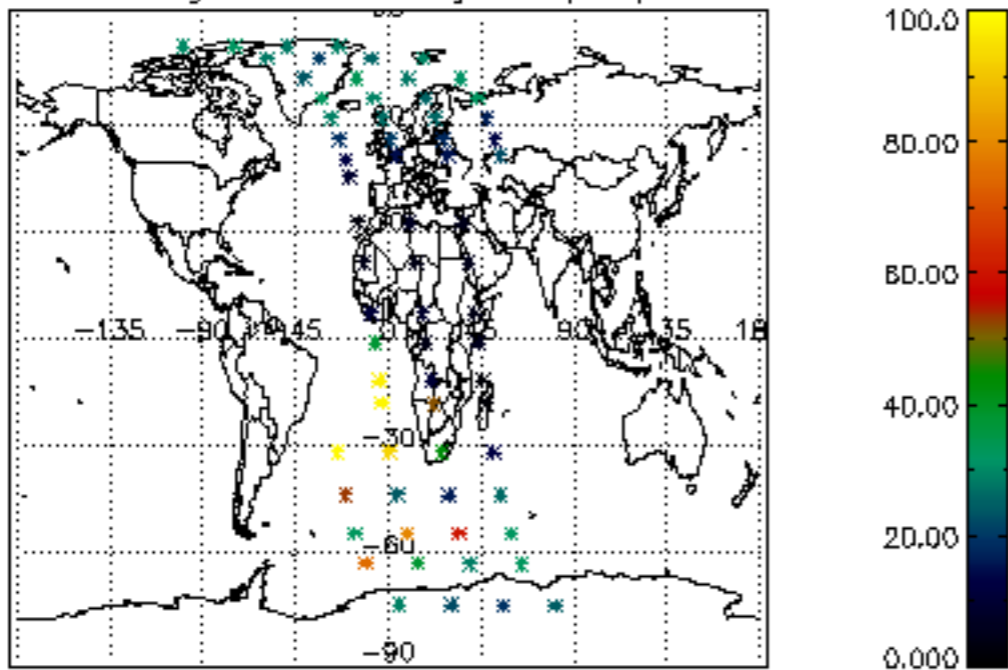
Percentage of flagged data per NO3 profile



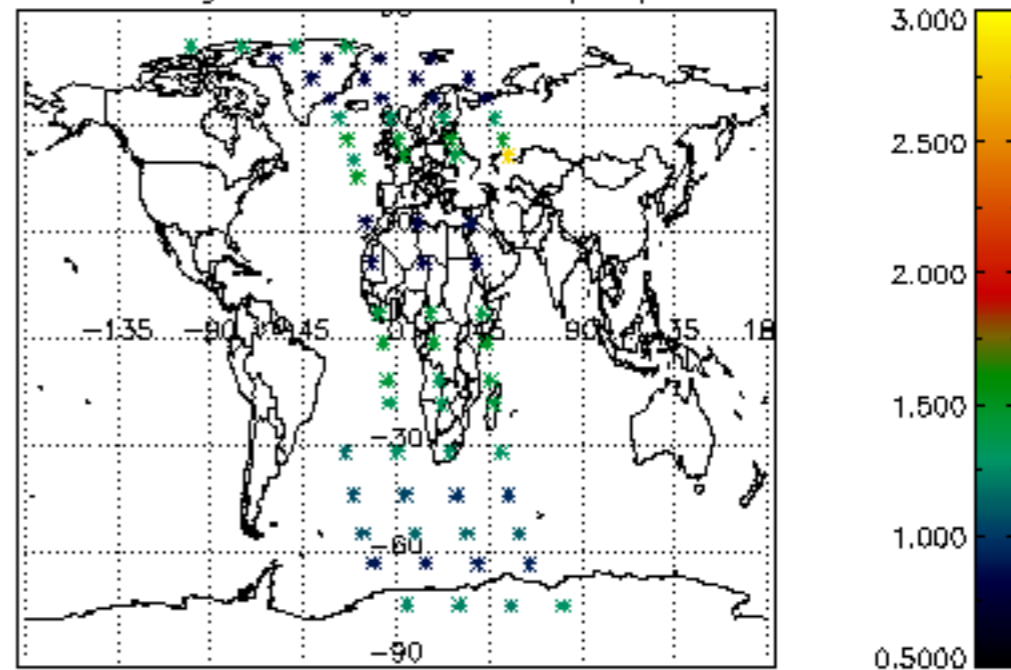




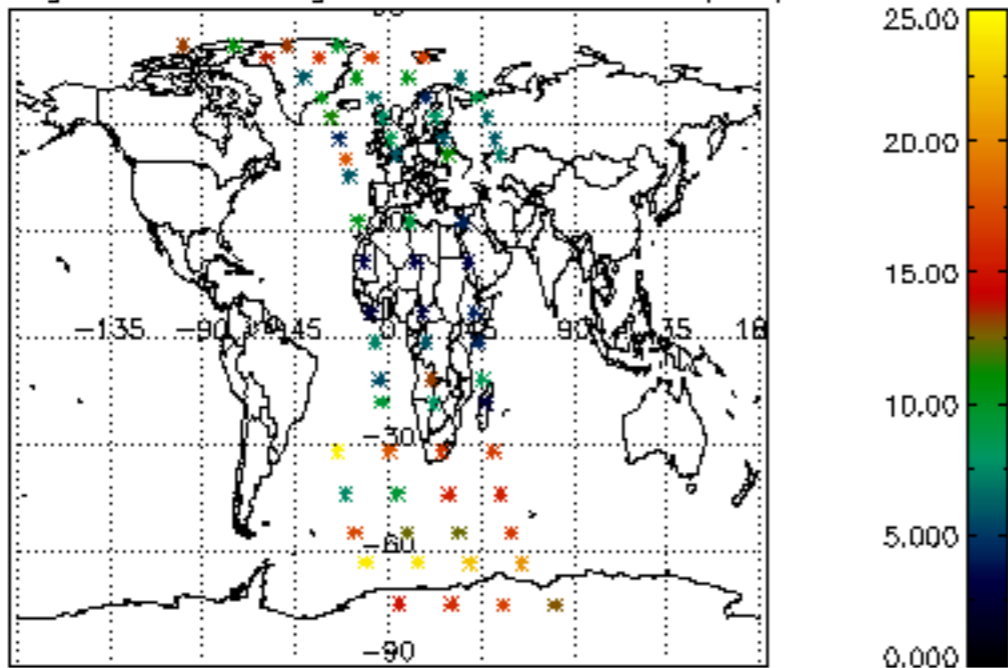
Percentage of cosmic ray hits per profile



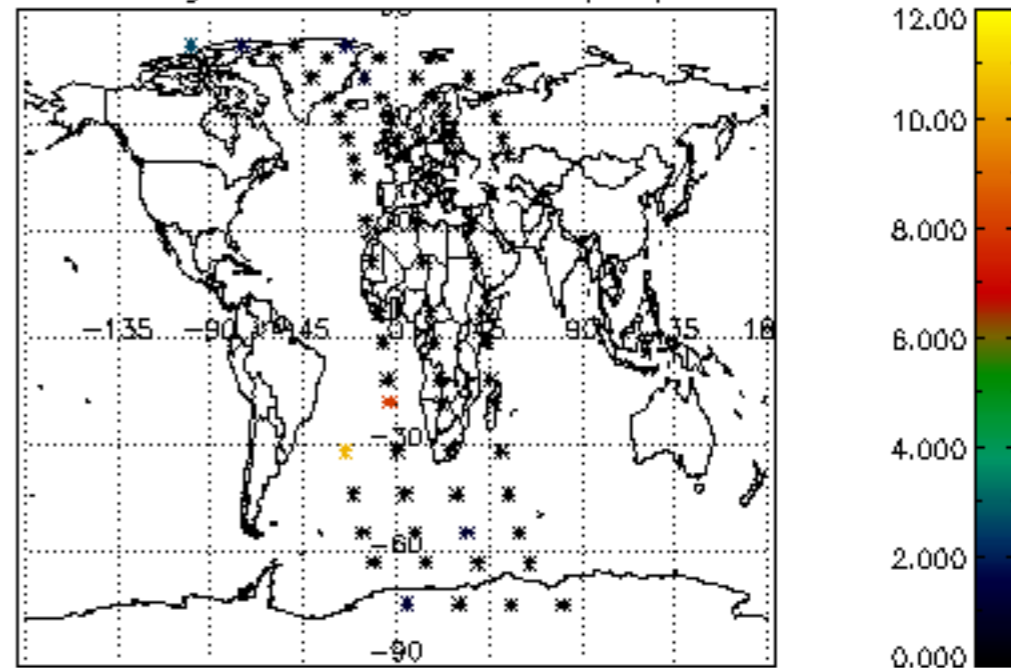
Percentage of datation errors per profile



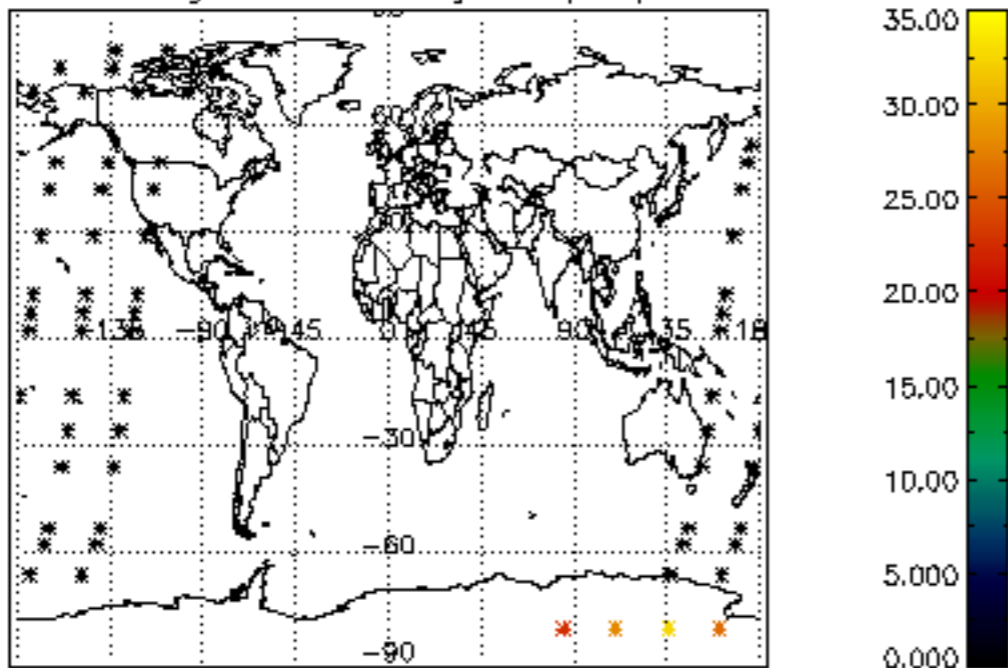
Percentage of star falling outside central band per profile



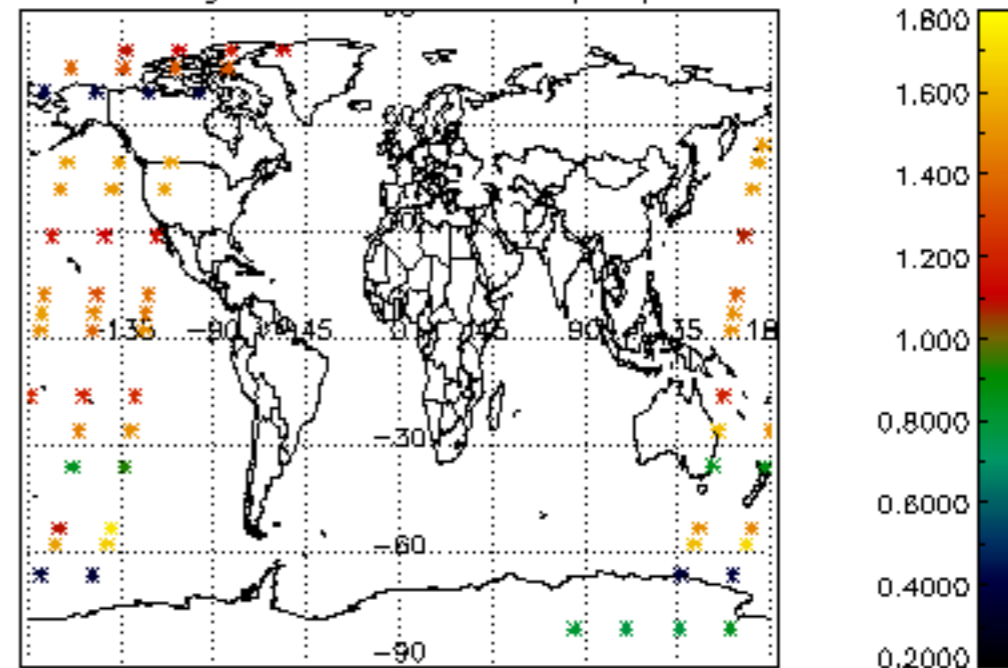
Percentage of saturation errors per profile



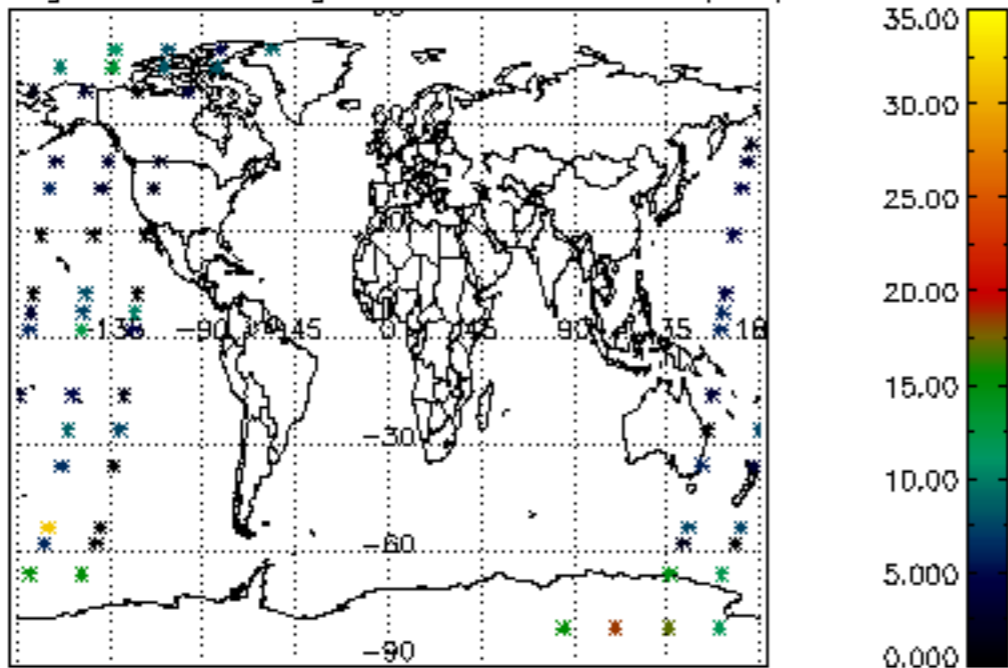
Percentage of cosmic ray hits per profile



Percentage of datation errors per profile



Percentage of star falling outside central band per profile



Percentage of saturation errors per profile

