

# GOMOS Level 2 Daily Report

## SUMMARY

### [1. General Info](#)

### [2. Summary of processed GOM\\_NL\\_2P products](#)

### [3. Level 2 Quality information per product](#)

#### [3.1 Plot of level 2 quality information per product \(time dependant\)](#)

#### [3.2 Plot of level 2 quality information per product \(world map\)](#)

### [4. Level 1 Quality information per product \(stored on level 2 products\)](#)

#### [4.1 Plot of level 1 quality information per product \(time dependant\)](#)

##### [4.1.1 Plot of level 1 quality information per product \(time dependant\): ASCENDING](#)

##### [4.1.2 Plot of level 1 quality information per product \(time dependant\): DESCENDING](#)

#### [4.2 Plot of level 1 quality information per product \(world map\)](#)

##### [4.2.1 Plot of level 1 quality information per product \(world map\): ASCENDING](#)

##### [4.2.2 Plot of level 1 quality information per product \(world map\): DESCENDING](#)

### [5. Ozone profiles based on quality statistics and other trace gas profiles](#)

#### [5.1 Ozone statistics based on quality of products](#)

#### [5.2 Plot ozone profiles for all STD \(dark without errors\)](#)

#### [5.3 Plot ozone profiles where STD < 20% \(dark without errors\)](#)

#### [5.4. Plot ozone profiles where STD < 10% \(dark without errors\)](#)

#### [5.5. Plot ozone profiles where STD < 5% \(dark without errors\)](#)

#### [5.6 Plot NO2 profiles for all STD \(dark without errors\)](#)

#### [5.7 Plot NO3 profiles for all STD \(dark without errors\)](#)

#### [5.8 Plot H2O profiles \(only for occultations of stars 1,2,3,4,13,14,16,26,63 dark without errors\) for all STD](#)

### [6. Auxiliary Data Files used for the production reported in section 2](#)

This report presents the daily analysis on parameters extracted from GOMOS level 2 data (GOM\_NL\_\_2P). It is intended to monitor some important parameters that will impact the quality of these products. A list of level 2 products (and content) that have arrived during the reporting day to the PCF is also given.

Item	Value
Time of report generation	17APR2013 17:27:01
Data source version	GOMOS/6.01
Start time of products	18-04-2002 (18APR2002 00:00:00)
Stop time of products	19-04-2002 (19APR2002 00:00:00)
Store outputs in DB	Yes
Nb of level 2 prods	438
Nb of prods with errors	2

## 2. Summary of processed GOM\_NL\_\_2P products.

Nr	Filename	UTC Start time	Limb	Duration	Star Id	Star Name	Star Mag	Star Temp	Nb Meas	Orbit	Prod. error
1	GOM_NL__2PRFIN20020418_000143_000000672005_00131_00686_0620.N1	18-APR-2002 00:01:43	Dark	67.000	57	34Sig Sgr	2.0660	26000.	134	686	No
2	GOM_NL__2PRFIN20020418_000417_000000582005_00131_00686_0621.N1	18-APR-2002 00:04:17	Dark	58.000	38	20Eps Sgr	1.8360	11000.	116	686	No
3	GOM_NL__2PRFIN20020418_000805_000000672005_00131_00686_0622.N1	18-APR-2002 00:08:05	Straylight	66.500	25	35Lam Sco	1.6200	28000.	133	686	No
4	GOM_NL__2PRFIN20020418_001014_000000502005_00131_00686_0623.N1	18-APR-2002 00:10:14	Straylight	50.000	4	Alp1Cen	-0.010000	5800.0	100	686	No
5	GOM_NL__2PRFIN20020418_001136_000000412005_00131_00686_0624.N1	18-APR-2002 00:11:36	Straylight	40.500	12	Alp1Cru	0.77500	30000.	81	686	No
6	GOM_NL__2PRFIN20020418_001327_000000422005_00131_00686_0625.N1	18-APR-2002 00:13:27	Straylight	41.500	78	Alp Lup	2.3040	28000.	83	686	No
7	GOM_NL__2PRFIN20020418_001503_000000412005_00131_00686_0626.N1	18-APR-2002 00:15:03	Straylight	41.000	81	Eta Cen	2.3560	28000.	82	686	No
8	GOM_NL__2PRFIN20020418_001713_000000722005_00131_00686_0627.N1	18-APR-2002 00:17:13	Straylight	71.500	156	20Sig Sco	2.9030	28000.	143	686	No
9	GOM_NL__2PRFIN20020418_001930_000000752005_00131_00686_0628.N1	18-APR-2002 00:19:30	Tw_i_and_stray	75.000	80	7Del Sco	2.3160	30000.	150	686	No
10	GOM_NL__2PRFIN20020418_002224_000000382005_00131_00686_0629.N1	18-APR-2002 00:22:24	Tw_i_and_stray	37.500	106	9Bet Crv	2.6480	5600.0	75	686	No
11	GOM_NL__2PRFIN20020418_002414_000000362005_00131_00686_0630.N1	18-APR-2002 00:24:14	Bright	35.500	100	4Gam Crv	2.5800	13100.	71	686	No
12	GOM_NL__2PRFIN20020418_002535_000000392005_00131_00686_0631.N1	18-APR-2002 00:25:35	Bright	38.500	15	67Alp Vir	0.97600	28000.	77	686	No
13	GOM_NL__2PRFIN20020418_002837_000000352005_00131_00686_0632.N1	18-APR-2002 00:28:37	Bright	34.500	121	29Gam Vir	2.7400	7200.0	69	686	No
14	GOM_NL__2PRFIN20020418_003323_000000322005_00131_00686_0633.N1	18-APR-2002 00:33:23	Bright	31.500	62	94Bet Leo	2.1360	9700.0	63	686	No
15	GOM_NL__2PRFIN20020418_003630_000000522005_00131_00686_0634.N1	18-APR-2002 00:36:30	Bright	51.500	3	16Alp Boo	-0.050000	4250.0	103	686	No
16	GOM_NL__2PRFIN20020418_004040_000000532005_00131_00686_0635.N1	18-APR-2002 00:40:40	Bright	52.500	83		2.3780	11000.	105	686	No
17	GOM_NL__2PRFIN20020418_004435_000000352005_00131_00686_0636.N1	18-APR-2002 00:44:35	Bright	34.500	39	85Eta UMa	1.8540	24000.	69	686	No
18	GOM_NL__2PRFIN20020418_004644_000000332005_00131_00686_0637.N1	18-APR-2002 00:46:44	Bright	33.000	36	50Alp UMa	1.8000	6300.0	66	686	No
19	GOM_NL__2PRFIN20020418_005258_000000432005_00131_00686_0638.N1	18-APR-2002 00:52:58	Bright	42.500	119	14Eta Dra	2.7270	4700.0	85	686	No
20	GOM_NL__2PRFIN20020418_005443_000000342005_00131_00686_0639.N1	18-APR-2002 00:54:43	Bright	33.500	49	1Alp UMi	1.9900	6300.0	67	686	No
21	GOM_NL__2PRFIN20020418_005711_000000562005_00131_00686_0640.N1	18-APR-2002 00:57:11	Bright	55.500	130	23Bet Dra	2.7990	5800.0	111	686	No
22	GOM_NL__2PRFIN20020418_005902_000000592005_00131_00686_0641.N1	18-APR-2002 00:59:02	Bright	58.500	69	33Gam Dra	2.2310	3800.0	117	686	No
23	GOM_NL__2PRFIN20020418_010216_000000302005_00131_00686_0642.N1	18-APR-2002 01:02:16	Bright	29.500	76	27Gam Cas	2.3000	30000.	59	686	No
24	GOM_NL__2PRFIN20020418_010334_000000312005_00131_00686_0643.N1	18-APR-2002 01:03:34	Bright	30.500	68	18Alp Cas	2.2250	4500.0	61	686	No
25	GOM_NL__2PRFIN20020418_010738_000001152005_00131_00686_0644.N1	18-APR-2002 01:07:38	Bright	114.50	5	3Alp Lyr	0.033000	11000.	229	686	No
26	GOM_NL__2PRFIN20020418_011140_000000582005_00131_00686_0645.N1	18-APR-2002 01:11:40	Bright	58.000	92	53Eps Cyg	2.5000	4500.0	116	686	No
27	GOM_NL__2PRFIN20020418_011915_000000512005_00131_00686_0646.N1	18-APR-2002 01:19:15	Dark	50.500	61	8Eps Peg	2.1000	3900.0	101	686	No
28	GOM_NL__2PRFIN20020418_012143_000000422005_00131_00686_0647.N1	18-APR-2002 01:21:43	Dark	42.000	162	34Alp Aqr	2.9440	5350.0	84	686	No
29	GOM_NL__2PRFIN20020418_012427_000000462005_00131_00686_0648.N1	18-APR-2002 01:24:27	Dark	46.000	154	22Bet Aqr	2.8990	5700.0	92	686	No
30	GOM_NL__2PRFIN20020418_012648_000000432005_00131_00686_0649.N1	18-APR-2002 01:26:48	Dark	43.000	142	49Del Cap	2.8500	8900.0	86	686	No
31	GOM_NL__2PRFIN20020418_024813_000001152005_00132_00687_0620.N1	18-APR-2002 02:48:13	Bright	114.50	5	3Alp Lyr	0.033000	11000.	229	687	No
32	GOM_NL__2PRFIN20020418_025216_000000592005_00132_00687_0621.N1	18-APR-2002 02:52:16	Bright	58.500	92	53Eps Cyg	2.5000	4500.0	117	687	No
33	GOM_NL__2PRFIN20020418_025951_000000482005_00132_00687_0622.N1	18-APR-2002 02:59:51	Dark	47.500	61	8Eps Peg	2.1000	3900.0	95	687	No
34	GOM_NL__2PRFIN20020418_030219_000000442005_00132_00687_0623.N1	18-APR-2002 03:02:19	Dark	44.000	162	34Alp Aqr	2.9440	5350.0	88	687	No
35	GOM_NL__2PRFIN20020418_030504_000000432005_00132_00687_0624.N1	18-APR-2002 03:05:04	Dark	43.000	154	22Bet Aqr	2.8990	5700.0	86	687	No
36	GOM_NL__2PRFIN20020418_030725_000000412005_00132_00687_0625.N1	18-APR-2002 03:07:25	Dark	41.000	142	49Del Cap	2.8500	8900.0	82	687	No
37	GOM_NL__2PRFIN20020418_030907_000000422005_00132_00687_0626.N1	18-APR-2002 03:09:07	Dark	41.500	18	24Alp PsA	1.1660	9700.0	83	687	No
38	GOM_NL__2PRFIN20020418_031438_000000392005_00132_00687_0627.N1	18-APR-2002 03:14:38	Dark	39.000	31	Alp Gru	1.7340	15200.	78	687	No
39	GOM_NL__2PRFIN20020418_031746_000000392005_00132_00687_0628.N1	18-APR-2002 03:17:46	Dark	38.500	148	Alp Tuc	2.8780	4100.0	77	687	No
40	GOM_NL__2PRFIN20020418_031941_000000392005_00133_00688_0620.N1	18-APR-2002 03:19:41	Dark	39.000	45	Alp Pav	1.9400	26000.	78	688	No
41	GOM_NL__2PRFIN20020418_032259_000000662005_00133_00688_0621.N1	18-APR-2002 03:22:59	Dark	65.500	57	34Sig Sgr	2.0660	26000.	131	688	No
42	GOM_NL__2PRFIN20020418_032532_000000602005_00133_00688_0622.N1	18-APR-2002 03:25:32	Dark	59.500	38	20Eps Sgr	1.8360	11000.	119	688	No

43	GOM_NL__2PRFIN20020418_032920_000000542005_00133_00688_0623.N1	18-APR-2002 03:29:20	Straylight	54.000	25	35Lam Sco	1.6200	28000.	108	688	No
44	GOM_NL__2PRFIN20020418_033126_000000472005_00133_00688_0624.N1	18-APR-2002 03:31:26	Straylight	47.000	4	Alp1Cen	-0.010000	5800.0	94	688	No
45	GOM_NL__2PRFIN20020418_033248_000000342005_00133_00688_0625.N1	18-APR-2002 03:32:48	Straylight	34.000	12	Alp1Cru	0.77500	30000.	68	688	No
46	GOM_NL__2PRFIN20020418_033440_000000362005_00133_00688_0626.N1	18-APR-2002 03:34:40	Straylight	36.000	78	Alp Lup	2.3040	28000.	72	688	No
47	GOM_NL__2PRFIN20020418_033615_000000412005_00133_00688_0627.N1	18-APR-2002 03:36:15	Straylight	40.500	81	Eta Cen	2.3560	28000.	81	688	No
48	GOM_NL__2PRFIN20020418_033826_000000672005_00133_00688_0628.N1	18-APR-2002 03:38:26	Straylight	66.500	156	20Sig Sco	2.9030	28000.	133	688	No
49	GOM_NL__2PRFIN20020418_034043_000000732005_00133_00688_0629.N1	18-APR-2002 03:40:43	Tw_i_and_stray	72.500	80	7Del Sco	2.3160	30000.	145	688	No
50	GOM_NL__2PRFIN20020418_034337_000000392005_00133_00688_0630.N1	18-APR-2002 03:43:37	Tw_i_and_stray	39.000	106	9Bet Crv	2.6480	5600.0	78	688	No
51	GOM_NL__2PRFIN20020418_034526_000000322005_00133_00688_0631.N1	18-APR-2002 03:45:26	Bright	32.000	100	4Gam Crv	2.5800	13100.	64	688	No
52	GOM_NL__2PRFIN20020418_034647_000000392005_00133_00688_0632.N1	18-APR-2002 03:46:47	Bright	39.000	15	67Alp Vir	0.97600	28000.	78	688	No
53	GOM_NL__2PRFIN20020418_034949_000000352005_00133_00688_0633.N1	18-APR-2002 03:49:49	Bright	35.000	121	29Gam Vir	2.7400	7200.0	70	688	No
54	GOM_NL__2PRFIN20020418_035435_000000322005_00133_00688_0634.N1	18-APR-2002 03:54:35	Bright	32.000	62	94Bet Leo	2.1360	9700.0	64	688	No
55	GOM_NL__2PRFIN20020418_035741_000000522005_00133_00688_0635.N1	18-APR-2002 03:57:41	Bright	51.500	3	16Alp Boo	-0.050000	4250.0	103	688	No
56	GOM_NL__2PRFIN20020418_040150_000000502005_00133_00688_0636.N1	18-APR-2002 04:01:50	Bright	49.500	83		2.3780	11000.	99	688	No
57	GOM_NL__2PRFIN20020418_040546_000000372005_00133_00688_0637.N1	18-APR-2002 04:05:46	Bright	37.000	39	85Eta UMa	1.8540	24000.	74	688	No
58	GOM_NL__2PRFIN20020418_040756_000000312005_00133_00688_0638.N1	18-APR-2002 04:07:56	Bright	30.500	36	50Alp UMa	1.8000	6300.0	61	688	No
59	GOM_NL__2PRFIN20020418_041408_000000432005_00133_00688_0639.N1	18-APR-2002 04:14:08	Bright	42.500	119	14Eta Dra	2.7270	4700.0	85	688	No
60	GOM_NL__2PRFIN20020418_041555_000000302005_00133_00688_0640.N1	18-APR-2002 04:15:55	Bright	30.000	49	1Alp UMi	1.9900	6300.0	60	688	No
61	GOM_NL__2PRFIN20020418_041821_000000572005_00133_00688_0641.N1	18-APR-2002 04:18:21	Bright	56.500	130	23Bet Dra	2.7990	5800.0	113	688	No
62	GOM_NL__2PRFIN20020418_042012_000000592005_00133_00688_0642.N1	18-APR-2002 04:20:12	Bright	58.500	69	33Gam Dra	2.2310	3800.0	117	688	No
63	GOM_NL__2PRFIN20020418_042328_000000302005_00133_00688_0643.N1	18-APR-2002 04:23:28	Bright	30.000	76	27Gam Cas	2.3000	30000.	60	688	No
64	GOM_NL__2PRFIN20020418_042446_000000292005_00133_00688_0644.N1	18-APR-2002 04:24:46	Bright	29.000	68	18Alp Cas	2.2250	4500.0	58	688	No
65	GOM_NL__2PRFIN20020418_042849_000001162005_00133_00688_0645.N1	18-APR-2002 04:28:49	Bright	116.00	5	3Alp Lyr	0.033000	11000.	232	688	No
66	GOM_NL__2PRFIN20020418_043252_000000582005_00133_00688_0646.N1	18-APR-2002 04:32:52	Bright	57.500	92	53Eps Cyg	2.5000	4500.0	115	688	No
67	GOM_NL__2PRFIN20020418_044028_000000512005_00133_00688_0647.N1	18-APR-2002 04:40:28	Dark	51.000	61	8Eps Peg	2.1000	3900.0	102	688	No
68	GOM_NL__2PRFIN20020418_044255_000000422005_00133_00688_0648.N1	18-APR-2002 04:42:55	Dark	42.000	162	34Alp Aqr	2.9440	5350.0	84	688	No
69	GOM_NL__2PRFIN20020418_044541_000000462005_00133_00688_0649.N1	18-APR-2002 04:45:41	Dark	45.500	154	22Bet Aqr	2.8990	5700.0	91	688	No
70	GOM_NL__2PRFIN20020418_044801_000000402005_00133_00688_0650.N1	18-APR-2002 04:48:01	Dark	39.500	142	49Del Cap	2.8500	8900.0	79	688	No
71	GOM_NL__2PRFIN20020418_044943_000000402005_00133_00688_0651.N1	18-APR-2002 04:49:43	Dark	40.000	18	24Alp PsA	1.1660	9700.0	80	688	No
72	GOM_NL__2PRFIN20020418_045314_000000382005_00133_00688_0652.N1	18-APR-2002 04:53:14	Dark	37.500	172	Gam Gru	3.0030	13100.	75	688	No
73	GOM_NL__2PRFIN20020418_045514_000000402005_00133_00688_0653.N1	18-APR-2002 04:55:14	Dark	39.500	31	Alp Gru	1.7340	15200.	79	688	No
74	GOM_NL__2PRFIN20020418_045822_000000352005_00133_00688_0654.N1	18-APR-2002 04:58:22	Dark	34.500	148	Alp Tuc	2.8780	4100.0	69	688	No
75	GOM_NL__2PRFIN20020418_050018_000000372005_00134_00689_0620.N1	18-APR-2002 05:00:18	Dark	36.500	45	Alp Pav	1.9400	26000.	73	689	No
76	GOM_NL__2PRFIN20020418_050337_000000702005_00134_00689_0621.N1	18-APR-2002 05:03:37	Dark	69.500	57	34Sig Sgr	2.0660	26000.	139	689	No
77	GOM_NL__2PRFIN20020418_050610_000000652005_00134_00689_0622.N1	18-APR-2002 05:06:10	Dark	65.000	38	20Eps Sgr	1.8360	11000.	130	689	No
78	GOM_NL__2PRFIN20020418_050957_000000692005_00134_00689_0623.N1	18-APR-2002 05:09:57	Straylight	69.000	25	35Lam Sco	1.6200	28000.	138	689	No
79	GOM_NL__2PRFIN20020418_051203_000000402005_00134_00689_0624.N1	18-APR-2002 05:12:03	Straylight	39.500	4	Alp1Cen	-0.010000	5800.0	79	689	No
80	GOM_NL__2PRFIN20020418_051324_000000382005_00134_00689_0625.N1	18-APR-2002 05:13:24	Straylight	38.000	12	Alp1Cru	0.77500	30000.	76	689	No
81	GOM_NL__2PRFIN20020418_051516_000000372005_00134_00689_0626.N1	18-APR-2002 05:15:16	Straylight	37.000	78	Alp Lup	2.3040	28000.	74	689	No
82	GOM_NL__2PRFIN20020418_051652_000000402005_00134_00689_0627.N1	18-APR-2002 05:16:52	Straylight	40.000	81	Eta Cen	2.3560	28000.	80	689	No
83	GOM_NL__2PRFIN20020418_051902_000000672005_00134_00689_0628.N1	18-APR-2002 05:19:02	Straylight	67.000	156	20Sig Sco	2.9030	28000.	134	689	No
84	GOM_NL__2PRFIN20020418_052119_000000722005_00134_00689_0629.N1	18-APR-2002 05:21:19	Tw_i_and_stray	72.000	80	7Del Sco	2.3160	30000.	144	689	No
85	GOM_NL__2PRFIN20020418_052413_000000382005_00134_00689_0630.N1	18-APR-2002 05:24:13	Tw_i_and_stray	38.000	106	9Bet Crv	2.6480	5600.0	76	689	No
86	GOM_NL__2PRFIN20020418_052602_000000332005_00134_00689_0631.N1	18-APR-2002 05:26:02	Bright	33.000	100	4Gam Crv	2.5800	13100.	66	689	No
87	GOM_NL__2PRFIN20020418_052723_000000372005_00134_00689_0632.N1	18-APR-2002 05:27:23	Bright	37.000	15	67Alp Vir	0.97600	28000.	74	689	No
88	GOM_NL__2PRFIN20020418_053025_000000352005_00134_00689_0633.N1	18-APR-2002 05:30:25	Bright	35.000	121	29Gam Vir	2.7400	7200.0	70	689	No
89	GOM_NL__2PRFIN20020418_053511_000000322005_00134_00689_0634.N1	18-APR-2002 05:35:11	Bright	32.000	62	94Bet Leo	2.1360	9700.0	64	689	No
90	GOM_NL__2PRFIN20020418_053816_000000552005_00134_00689_0635.N1	18-APR-2002 05:38:16	Bright	54.500	3	16Alp Boo	-0.050000	4250.0	109	689	No
91	GOM_NL__2PRFIN20020418_054225_000000492005_00134_00689_0636.N1	18-APR-2002 05:42:25	Bright	49.000	83		2.3780	11000.	98	689	No
92	GOM_NL__2PRFIN20020418_054621_000000392005_00134_00689_0637.N1	18-APR-2002 05:46:21	Bright	39.000	39	85Eta UMa	1.8540	24000.	78	689	No
93	GOM_NL__2PRFIN20020418_054832_000000352005_00134_00689_0638.N1	18-APR-2002 05:48:32	Bright	35.000	36	50Alp UMa	1.8000	6300.0	70	689	No
94	GOM_NL__2PRFIN20020418_055443_000000432005_00134_00689_0639.N1	18-APR-2002 05:54:43	Bright	42.500	119	14Eta Dra	2.7270	4700.0	85	689	No
95	GOM_NL__2PRFIN20020418_055631_000000332005_00134_00689_0640.N1	18-APR-2002 05:56:31	Bright	33.000	49	1Alp UMi	1.9900	6300.0	66	689	No
96	GOM_NL__2PRFIN20020418_055856_000000562005_00134_00689_0641.N1	18-APR-2002 05:58:56	Bright	55.500	130	23Bet Dra	2.7990	5800.0	111	689	No
97	GOM_NL__2PRFIN20020418_060047_000000582005_00134_00689_0642.N1	18-APR-2002 06:00:47	Bright	58.000	69	33Gam Dra	2.2310	3800.0	116	689	No
98	GOM_NL__2PRFIN20020418_060404_000000312005_00134_00689_0643.N1	18-APR-2002 06:04:04	Bright	30.500	76	27Gam Cas	2.3000	30000.	61	689	No
99	GOM_NL__2PRFIN20020418_060522_000000332005_00134_00689_0644.N1	18-APR-2002 06:05:22	Bright	32.500	68	18Alp Cas	2.2250	4500.0	65	689	No
100	GOM_NL__2PRFIN20020418_060924_000001232005_00134_00689_0645.N1	18-APR-2002 06:09:24	Bright	122.50	5	3Alp Lyr	0.033000	11000.	245	689	No
101	GOM_NL__2PRFIN20020418_061328_000000612005_00134_00689_0646.N1	18-APR-2002 06:13:28	Bright	60.500	92	53Eps Cyg	2.5000	4500.0	121	689	No

102	GOM_NL__2PRFIN20020418_062104_000000472005_00134_00689_0647.N1	18-APR-2002 06:21:04	Dark	46.500	61	8Eps Peg	2.1000	3900.0	93	689	No
103	GOM_NL__2PRFIN20020418_062332_000000432005_00134_00689_0648.N1	18-APR-2002 06:23:32	Dark	42.500	162	34Alp Aqr	2.9440	5350.0	85	689	No
104	GOM_NL__2PRFIN20020418_062618_000000472005_00134_00689_0649.N1	18-APR-2002 06:26:18	Dark	46.500	154	22Bet Aqr	2.8990	5700.0	93	689	No
105	GOM_NL__2PRFIN20020418_062838_000000422005_00134_00689_0650.N1	18-APR-2002 06:28:38	Dark	42.000	142	49Del Cap	2.8500	8900.0	84	689	No
106	GOM_NL__2PRFIN20020418_063020_000000392005_00134_00689_0651.N1	18-APR-2002 06:30:20	Dark	38.500	18	24Alp PsA	1.1660	9700.0	77	689	No
107	GOM_NL__2PRFIN20020418_063351_000000392005_00134_00689_0652.N1	18-APR-2002 06:33:51	Dark	38.500	172	Gam Gru	3.0030	13100.	77	689	No
108	GOM_NL__2PRFIN20020418_063550_000000332005_00134_00689_0653.N1	18-APR-2002 06:35:50	Dark	33.000	31	Alp Gru	1.7340	15200.	66	689	No
109	GOM_NL__2PRFIN20020418_063859_000000372005_00134_00689_0654.N1	18-APR-2002 06:38:59	Dark	37.000	148	Alp Tuc	2.8780	4100.0	74	689	No
110	GOM_NL__2PRFIN20020418_064054_000000392005_00135_00690_0620.N1	18-APR-2002 06:40:54	Dark	38.500	45	Alp Pav	1.9400	26000.	77	690	No
111	GOM_NL__2PRFIN20020418_064415_000000682005_00135_00690_0621.N1	18-APR-2002 06:44:15	Dark	67.500	57	34Sig Sgr	2.0660	26000.	135	690	No
112	GOM_NL__2PRFIN20020418_064647_000000572005_00135_00690_0622.N1	18-APR-2002 06:46:47	Dark	57.000	38	20Eps Sgr	1.8360	11000.	114	690	No
113	GOM_NL__2PRFIN20020418_065034_000000582005_00135_00690_0623.N1	18-APR-2002 06:50:34	Straylight	57.500	25	35Lam Sco	1.6200	28000.	115	690	No
114	GOM_NL__2PRFIN20020418_065239_000000482005_00135_00690_0624.N1	18-APR-2002 06:52:39	Straylight	47.500	4	Alp1Cen	-0.010000	5800.0	95	690	No
115	GOM_NL__2PRFIN20020418_065400_000000362005_00135_00690_0625.N1	18-APR-2002 06:54:00	Straylight	36.000	12	Alp1Cru	0.77500	30000.	72	690	No
116	GOM_NL__2PRFIN20020418_065552_000000382005_00135_00690_0626.N1	18-APR-2002 06:55:52	Straylight	37.500	78	Alp Lup	2.3040	28000.	75	690	No
117	GOM_NL__2PRFIN20020418_065728_000000392005_00135_00690_0627.N1	18-APR-2002 06:57:28	Straylight	39.000	81	Eta Cen	2.3560	28000.	78	690	No
118	GOM_NL__2PRFIN20020418_065939_000000672005_00135_00690_0628.N1	18-APR-2002 06:59:39	Straylight	66.500	156	20Sig Sco	2.9030	28000.	133	690	No
119	GOM_NL__2PRFIN20020418_070156_000000732005_00135_00690_0629.N1	18-APR-2002 07:01:56	Tw_i_and_stray	72.500	80	7Del Sco	2.3160	30000.	145	690	No
120	GOM_NL__2PRFIN20020418_070449_000000382005_00135_00690_0630.N1	18-APR-2002 07:04:49	Tw_i_and_stray	37.500	106	9Bet Crv	2.6480	5600.0	75	690	No
121	GOM_NL__2PRFIN20020418_070638_000000342005_00135_00690_0631.N1	18-APR-2002 07:06:38	Bright	33.500	100	4Gam Crv	2.5800	13100.	67	690	No
122	GOM_NL__2PRFIN20020418_070759_000000372005_00135_00690_0632.N1	18-APR-2002 07:07:59	Bright	37.000	15	67Alp Vir	0.97600	28000.	74	690	No
123	GOM_NL__2PRFIN20020418_071101_000000342005_00135_00690_0633.N1	18-APR-2002 07:11:01	Bright	34.000	121	29Gam Vir	2.7400	7200.0	68	690	No
124	GOM_NL__2PRFIN20020418_071547_000000312005_00135_00690_0634.N1	18-APR-2002 07:15:47	Bright	30.500	62	94Bet Leo	2.1360	9700.0	61	690	No
125	GOM_NL__2PRFIN20020418_071851_000000532005_00135_00690_0635.N1	18-APR-2002 07:18:51	Bright	52.500	3	16Alp Boo	-0.050000	4250.0	105	690	No
126	GOM_NL__2PRFIN20020418_072300_000000502005_00135_00690_0636.N1	18-APR-2002 07:23:00	Bright	50.000	83		2.3780	11000.	100	690	No
127	GOM_NL__2PRFIN20020418_072657_000000392005_00135_00690_0637.N1	18-APR-2002 07:26:57	Bright	38.500	39	85Eta UMa	1.8540	24000.	77	690	No
128	GOM_NL__2PRFIN20020418_072908_000000342005_00135_00690_0638.N1	18-APR-2002 07:29:08	Bright	34.000	36	50Alp UMa	1.8000	6300.0	68	690	No
129	GOM_NL__2PRFIN20020418_073519_000000402005_00135_00690_0639.N1	18-APR-2002 07:35:19	Bright	40.000	119	14Eta Dra	2.7270	4700.0	80	690	No
130	GOM_NL__2PRFIN20020418_073707_000000292005_00135_00690_0640.N1	18-APR-2002 07:37:07	Bright	29.000	49	1Alp UMi	1.9900	6300.0	58	690	No
131	GOM_NL__2PRFIN20020418_073930_000000552005_00135_00690_0641.N1	18-APR-2002 07:39:30	Bright	55.000	130	23Bet Dra	2.7990	5800.0	110	690	No
132	GOM_NL__2PRFIN20020418_074122_000000572005_00135_00690_0642.N1	18-APR-2002 07:41:22	Bright	56.500	69	33Gam Dra	2.2310	3800.0	113	690	No
133	GOM_NL__2PRFIN20020418_074440_000000322005_00135_00690_0643.N1	18-APR-2002 07:44:40	Bright	32.000	76	27Gam Cas	2.3000	30000.	64	690	No
134	GOM_NL__2PRFIN20020418_074559_000000322005_00135_00690_0644.N1	18-APR-2002 07:45:59	Bright	32.000	68	18Alp Cas	2.2250	4500.0	64	690	No
135	GOM_NL__2PRFIN20020418_074959_000001152005_00135_00690_0645.N1	18-APR-2002 07:49:59	Bright	114.50	5	3Alp Lyr	0.033000	11000.	229	690	No
136	GOM_NL__2PRFIN20020418_075404_000000522005_00135_00690_0646.N1	18-APR-2002 07:54:04	Bright	51.500	92	53Eps Cyg	2.5000	4500.0	103	690	No
137	GOM_NL__2PRFIN20020418_080141_000000502005_00135_00690_0647.N1	18-APR-2002 08:01:41	Dark	49.500	61	8Eps Peg	2.1000	3900.0	99	690	No
138	GOM_NL__2PRFIN20020418_080408_000000432005_00135_00690_0648.N1	18-APR-2002 08:04:08	Dark	43.000	162	34Alp Aqr	2.9440	5350.0	86	690	No
139	GOM_NL__2PRFIN20020418_080654_000000462005_00135_00690_0649.N1	18-APR-2002 08:06:54	Dark	45.500	154	22Bet Aqr	2.8990	5700.0	91	690	No
140	GOM_NL__2PRFIN20020418_080915_000000422005_00135_00690_0650.N1	18-APR-2002 08:09:15	Dark	41.500	142	49Del Cap	2.8500	8900.0	83	690	No
141	GOM_NL__2PRFIN20020418_081056_000000242005_00135_00690_0651.N1	18-APR-2002 08:10:56	Dark	24.000	18	24Alp PsA	1.1660	9700.0	48	690	No
142	GOM_NL__2PRFIN20020418_081427_000000362005_00135_00690_0652.N1	18-APR-2002 08:14:27	Dark	36.000	172	Gam Gru	3.0030	13100.	72	690	No
143	GOM_NL__2PRFIN20020418_081627_000000342005_00135_00690_0653.N1	18-APR-2002 08:16:27	Dark	34.000	31	Alp Gru	1.7340	15200.	68	690	No
144	GOM_NL__2PRFIN20020418_081935_000000372005_00135_00690_0654.N1	18-APR-2002 08:19:35	Dark	37.000	148	Alp Tuc	2.8780	4100.0	74	690	Yes
145	GOM_NL__2PRFIN20020418_082130_000000372005_00136_00691_0620.N1	18-APR-2002 08:21:30	Dark	37.000	45	Alp Pav	1.9400	26000.	74	691	No
146	GOM_NL__2PRFIN20020418_082453_000000672005_00136_00691_0621.N1	18-APR-2002 08:24:53	Dark	67.000	57	34Sig Sgr	2.0660	26000.	134	691	No
147	GOM_NL__2PRFIN20020418_082725_000000592005_00136_00691_0622.N1	18-APR-2002 08:27:25	Dark	59.000	38	20Eps Sgr	1.8360	11000.	118	691	No
148	GOM_NL__2PRFIN20020418_082935_000000512005_00136_00691_0623.N1	18-APR-2002 08:29:35	Dark	51.000	178	lot1Sco	3.0220	6550.0	102	691	No
149	GOM_NL__2PRFIN20020418_083111_000000572005_00136_00691_0624.N1	18-APR-2002 08:31:11	Straylight	56.500	25	35Lam Sco	1.6200	28000.	113	691	No
150	GOM_NL__2PRFIN20020418_083315_000000462005_00136_00691_0625.N1	18-APR-2002 08:33:15	Straylight	45.500	4	Alp1Cen	-0.010000	5800.0	91	691	No
151	GOM_NL__2PRFIN20020418_083436_000000442005_00136_00691_0626.N1	18-APR-2002 08:34:36	Straylight	44.000	12	Alp1Cru	0.77500	30000.	88	691	No
152	GOM_NL__2PRFIN20020418_083629_000000402005_00136_00691_0627.N1	18-APR-2002 08:36:29	Straylight	39.500	78	Alp Lup	2.3040	28000.	79	691	No
153	GOM_NL__2PRFIN20020418_083804_000000382005_00136_00691_0628.N1	18-APR-2002 08:38:04	Straylight	38.000	81	Eta Cen	2.3560	28000.	76	691	No
154	GOM_NL__2PRFIN20020418_084016_000000682005_00136_00691_0629.N1	18-APR-2002 08:40:16	Straylight	67.500	156	20Sig Sco	2.9030	28000.	135	691	No
155	GOM_NL__2PRFIN20020418_084232_000000732005_00136_00691_0630.N1	18-APR-2002 08:42:32	Tw_i_and_stray	73.000	80	7Del Sco	2.3160	30000.	146	691	No
156	GOM_NL__2PRFIN20020418_084525_000000402005_00136_00691_0631.N1	18-APR-2002 08:45:25	Tw_i_and_stray	39.500	106	9Bet Crv	2.6480	5600.0	79	691	No
157	GOM_NL__2PRFIN20020418_084714_000000342005_00136_00691_0632.N1	18-APR-2002 08:47:14	Bright	34.000	100	4Gam Crv	2.5800	13100.	68	691	No
158	GOM_NL__2PRFIN20020418_084835_000000402005_00136_00691_0633.N1	18-APR-2002 08:48:35	Bright	39.500	15	67Alp Vir	0.97600	28000.	79	691	No
159	GOM_NL__2PRFIN20020418_085137_000000352005_00136_00691_0634.N1	18-APR-2002 08:51:37	Bright	34.500	121	29Gam Vir	2.7400	7200.0	69	691	No
160	GOM_NL__2PRFIN20020418_085357_000001162005_00136_00691_0635.N1	18-APR-2002 08:53:57	Tw_i_and_stray	116.00	98	13Zet Oph	2.5710	30000.	232	691	No

161	GOM_NL__2PRFIN20020418_085926_000000502005_00136_00691_0636.N1	18-APR-2002 08:59:26	Bright	50.000	3	16Alp Boo	-0.050000	4250.0	100	691	No
162	GOM_NL__2PRFIN20020418_090335_000000522005_00136_00691_0637.N1	18-APR-2002 09:03:35	Bright	51.500	83		2.3780	11000.	103	691	No
163	GOM_NL__2PRFIN20020418_090732_000000382005_00136_00691_0638.N1	18-APR-2002 09:07:32	Bright	37.500	39	85Eta UMa	1.8540	24000.	75	691	No
164	GOM_NL__2PRFIN20020418_090944_000000342005_00136_00691_0639.N1	18-APR-2002 09:09:44	Bright	33.500	36	50Alp UMa	1.8000	6300.0	67	691	No
165	GOM_NL__2PRFIN20020418_091554_000000382005_00136_00691_0640.N1	18-APR-2002 09:15:54	Bright	38.000	119	14Eta Dra	2.7270	4700.0	76	691	No
166	GOM_NL__2PRFIN20020418_091743_000000292005_00136_00691_0641.N1	18-APR-2002 09:17:43	Bright	29.000	49	1Alp UMi	1.9900	6300.0	58	691	No
167	GOM_NL__2PRFIN20020418_092005_000000592005_00136_00691_0642.N1	18-APR-2002 09:20:05	Bright	58.500	130	23Bet Dra	2.7990	5800.0	117	691	No
168	GOM_NL__2PRFIN20020418_092156_000000582005_00136_00691_0643.N1	18-APR-2002 09:21:56	Bright	57.500	69	33Gam Dra	2.2310	3800.0	115	691	No
169	GOM_NL__2PRFIN20020418_092517_000000322005_00136_00691_0644.N1	18-APR-2002 09:25:17	Bright	32.000	76	27Gam Cas	2.3000	30000.	64	691	No
170	GOM_NL__2PRFIN20020418_092635_000000322005_00136_00691_0645.N1	18-APR-2002 09:26:35	Bright	31.500	68	18Alp Cas	2.2250	4500.0	63	691	No
171	GOM_NL__2PRFIN20020418_093034_000001202005_00136_00691_0646.N1	18-APR-2002 09:30:34	Bright	119.50	5	3Alp Lyr	0.033000	11000.	239	691	No
172	GOM_NL__2PRFIN20020418_093440_000000522005_00136_00691_0647.N1	18-APR-2002 09:34:40	Bright	52.000	92	53Eps Cyg	2.5000	4500.0	104	691	No
173	GOM_NL__2PRFIN20020418_094217_000000492005_00136_00691_0648.N1	18-APR-2002 09:42:17	Dark	48.500	61	8Eps Peg	2.1000	3900.0	97	691	No
174	GOM_NL__2PRFIN20020418_094445_000000442005_00136_00691_0649.N1	18-APR-2002 09:44:45	Dark	44.000	162	34Alp Aqr	2.9440	5350.0	88	691	No
175	GOM_NL__2PRFIN20020418_094731_000000482005_00136_00691_0650.N1	18-APR-2002 09:47:31	Dark	48.000	154	22Bet Aqr	2.8990	5700.0	96	691	No
176	GOM_NL__2PRFIN20020418_094951_000000422005_00136_00691_0651.N1	18-APR-2002 09:49:51	Dark	42.000	142	49Del Cap	2.8500	8900.0	84	691	No
177	GOM_NL__2PRFIN20020418_095132_000000412005_00136_00691_0652.N1	18-APR-2002 09:51:32	Dark	41.000	18	24Alp PsA	1.1660	9700.0	82	691	No
178	GOM_NL__2PRFIN20020418_095504_000000372005_00136_00691_0653.N1	18-APR-2002 09:55:04	Dark	36.500	172	Gam Gru	3.0030	13100.	73	691	No
179	GOM_NL__2PRFIN20020418_095703_000000392005_00136_00691_0654.N1	18-APR-2002 09:57:03	Dark	38.500	31	Alp Gru	1.7340	15200.	77	691	No
180	GOM_NL__2PRFIN20020418_100011_000000342005_00136_00691_0655.N1	18-APR-2002 10:00:11	Dark	34.000	148	Alp Tuc	2.8780	4100.0	68	691	No
181	GOM_NL__2PRFIN20020418_100207_000000362005_00137_00692_0620.N1	18-APR-2002 10:02:07	Dark	36.000	45	Alp Pav	1.9400	26000.	72	692	No
182	GOM_NL__2PRFIN20020418_100530_000000672005_00137_00692_0621.N1	18-APR-2002 10:05:30	Dark	67.000	57	34Sig Sgr	2.0660	26000.	134	692	No
183	GOM_NL__2PRFIN20020418_100802_000000582005_00137_00692_0622.N1	18-APR-2002 10:08:02	Dark	58.000	38	20Eps Sgr	1.8360	11000.	116	692	No
184	GOM_NL__2PRFIN20020418_101012_000000512005_00137_00692_0623.N1	18-APR-2002 10:10:12	Dark	51.000	178	lot1Sco	3.0220	6550.0	102	692	No
185	GOM_NL__2PRFIN20020418_101148_000000572005_00137_00692_0624.N1	18-APR-2002 10:11:48	Straylight	57.000	25	35Lam Sco	1.6200	28000.	114	692	No
186	GOM_NL__2PRFIN20020418_101351_000000392005_00137_00692_0625.N1	18-APR-2002 10:13:51	Straylight	38.500	4	Alp1Cen	-0.010000	5800.0	77	692	No
187	GOM_NL__2PRFIN20020418_101512_000000412005_00137_00692_0626.N1	18-APR-2002 10:15:12	Straylight	40.500	12	Alp1Cru	0.77500	30000.	81	692	No
188	GOM_NL__2PRFIN20020418_101705_000000402005_00137_00692_0627.N1	18-APR-2002 10:17:05	Straylight	40.000	78	Alp Lup	2.3040	28000.	80	692	No
189	GOM_NL__2PRFIN20020418_101841_000000392005_00137_00692_0628.N1	18-APR-2002 10:18:41	Straylight	38.500	81	Eta Cen	2.3560	28000.	77	692	No
190	GOM_NL__2PRFIN20020418_102052_000000702005_00137_00692_0629.N1	18-APR-2002 10:20:52	Straylight	69.500	156	20Sig Sco	2.9030	28000.	139	692	No
191	GOM_NL__2PRFIN20020418_102308_000000742005_00137_00692_0630.N1	18-APR-2002 10:23:08	Tw_i_and_stray	74.000	80	7Del Sco	2.3160	30000.	148	692	No
192	GOM_NL__2PRFIN20020418_102601_000000402005_00137_00692_0631.N1	18-APR-2002 10:26:01	Tw_i_and_stray	39.500	106	9Bet Crv	2.6480	5600.0	79	692	No
193	GOM_NL__2PRFIN20020418_102749_000000352005_00137_00692_0632.N1	18-APR-2002 10:27:49	Bright	35.000	100	4Gam Crv	2.5800	13100.	70	692	No
194	GOM_NL__2PRFIN20020418_102910_000000382005_00137_00692_0633.N1	18-APR-2002 10:29:10	Bright	38.000	15	67Alp Vir	0.97600	28000.	76	692	No
195	GOM_NL__2PRFIN20020418_103212_000000352005_00137_00692_0634.N1	18-APR-2002 10:32:12	Bright	35.000	121	29Gam Vir	2.7400	7200.0	70	692	No
196	GOM_NL__2PRFIN20020418_103428_000001162005_00137_00692_0635.N1	18-APR-2002 10:34:28	Tw_i_and_stray	116.00	98	13Zet Oph	2.5710	30000.	232	692	No
197	GOM_NL__2PRFIN20020418_104002_000000492005_00137_00692_0636.N1	18-APR-2002 10:40:02	Bright	49.000	3	16Alp Boo	-0.050000	4250.0	98	692	No
198	GOM_NL__2PRFIN20020418_104409_000000492005_00137_00692_0637.N1	18-APR-2002 10:44:09	Bright	49.000	83		2.3780	11000.	98	692	No
199	GOM_NL__2PRFIN20020418_104807_000000372005_00137_00692_0638.N1	18-APR-2002 10:48:07	Bright	36.500	39	85Eta UMa	1.8540	24000.	73	692	No
200	GOM_NL__2PRFIN20020418_105020_000000342005_00137_00692_0639.N1	18-APR-2002 10:50:20	Bright	34.000	36	50Alp UMa	1.8000	6300.0	68	692	No
201	GOM_NL__2PRFIN20020418_105629_000000402005_00137_00692_0640.N1	18-APR-2002 10:56:29	Bright	39.500	119	14Eta Dra	2.7270	4700.0	79	692	No
202	GOM_NL__2PRFIN20020418_105819_000000322005_00137_00692_0641.N1	18-APR-2002 10:58:19	Bright	31.500	49	1Alp UMi	1.9900	6300.0	63	692	No
203	GOM_NL__2PRFIN20020418_110040_000000562005_00137_00692_0642.N1	18-APR-2002 11:00:40	Bright	56.000	130	23Bet Dra	2.7990	5800.0	112	692	No
204	GOM_NL__2PRFIN20020418_110231_000000602005_00137_00692_0643.N1	18-APR-2002 11:02:31	Bright	59.500	69	33Gam Dra	2.2310	3800.0	119	692	No
205	GOM_NL__2PRFIN20020418_110553_000000322005_00137_00692_0644.N1	18-APR-2002 11:05:53	Bright	31.500	76	27Gam Cas	2.3000	30000.	63	692	No
206	GOM_NL__2PRFIN20020418_110711_000000332005_00137_00692_0645.N1	18-APR-2002 11:07:11	Bright	32.500	68	18Alp Cas	2.2250	4500.0	65	692	No
207	GOM_NL__2PRFIN20020418_111109_000001212005_00137_00692_0646.N1	18-APR-2002 11:11:09	Bright	121.00	5	3Alp Lyr	0.033000	11000.	242	692	No
208	GOM_NL__2PRFIN20020418_111516_000000592005_00137_00692_0647.N1	18-APR-2002 11:15:16	Bright	59.000	92	53Eps Cyg	2.5000	4500.0	118	692	No
209	GOM_NL__2PRFIN20020418_112254_000000522005_00137_00692_0648.N1	18-APR-2002 11:22:54	Dark	52.000	61	8Eps Peg	2.1000	3900.0	104	692	No
210	GOM_NL__2PRFIN20020418_112521_000000452005_00137_00692_0649.N1	18-APR-2002 11:25:21	Dark	44.500	162	34Alp Aqr	2.9440	5350.0	89	692	No
211	GOM_NL__2PRFIN20020418_112807_000000452005_00137_00692_0650.N1	18-APR-2002 11:28:07	Dark	44.500	154	22Bet Aqr	2.8990	5700.0	89	692	No
212	GOM_NL__2PRFIN20020418_113027_000000412005_00137_00692_0651.N1	18-APR-2002 11:30:27	Dark	40.500	142	49Del Cap	2.8500	8900.0	81	692	No
213	GOM_NL__2PRFIN20020418_113208_000000372005_00137_00692_0652.N1	18-APR-2002 11:32:08	Dark	37.000	18	24Alp PsA	1.1660	9700.0	74	692	No
214	GOM_NL__2PRFIN20020418_113540_000000382005_00137_00692_0653.N1	18-APR-2002 11:35:40	Dark	38.000	172	Gam Gru	3.0030	13100.	76	692	No
215	GOM_NL__2PRFIN20020418_113739_000000372005_00137_00692_0654.N1	18-APR-2002 11:37:39	Dark	37.000	31	Alp Gru	1.7340	15200.	74	692	No
216	GOM_NL__2PRFIN20020418_114047_000000342005_00137_00692_0655.N1	18-APR-2002 11:40:47	Dark	34.000	148	Alp Tuc	2.8780	4100.0	68	692	No
217	GOM_NL__2PRFIN20020418_114243_000000362005_00138_00693_0621.N1	18-APR-2002 11:42:43	Dark	36.000	45	Alp Pav	1.9400	26000.	72	693	No
218	GOM_NL__2PRFIN20020418_114608_000000692005_00138_00693_0622.N1	18-APR-2002 11:46:08	Dark	68.500	57	34Sig Sgr	2.0660	26000.	137	693	No
219	GOM_NL__2PRFIN20020418_114839_000000572005_00138_00693_0623.N1	18-APR-2002 11:48:39	Dark	57.000	38	20Eps Sgr	1.8360	11000.	114	693	No

220	GOM_NL__2PRFIN20020418_115049_000000512005_00138_00693_0624.N1	18-APR-2002 11:50:49	Dark	51.000	178	lot1Sco	3.0220	6550.0	102	693	No
221	GOM_NL__2PRFIN20020418_115225_000000592005_00138_00693_0625.N1	18-APR-2002 11:52:25	Straylight	59.000	25	35Lam Sco	1.6200	28000.	118	693	No
222	GOM_NL__2PRFIN20020418_115427_000000482005_00138_00693_0626.N1	18-APR-2002 11:54:27	Straylight	48.000	4	Alp1Cen	-0.010000	5800.0	96	693	No
223	GOM_NL__2PRFIN20020418_115548_000000412005_00138_00693_0627.N1	18-APR-2002 11:55:48	Straylight	41.000	12	Alp1Cru	0.77500	30000.	82	693	No
224	GOM_NL__2PRFIN20020418_115741_000000372005_00138_00693_0628.N1	18-APR-2002 11:57:41	Straylight	37.000	78	Alp Lup	2.3040	28000.	74	693	No
225	GOM_NL__2PRFIN20020418_115917_000000392005_00138_00693_0629.N1	18-APR-2002 11:59:17	Straylight	39.000	81	Eta Cen	2.3560	28000.	78	693	No
226	GOM_NL__2PRFIN20020418_120129_000000662005_00138_00693_0630.N1	18-APR-2002 12:01:29	Straylight	65.500	156	20Sig Sco	2.9030	28000.	131	693	No
227	GOM_NL__2PRFIN20020418_120345_000000742005_00138_00693_0631.N1	18-APR-2002 12:03:45	Tw_i_and_stray	74.000	80	7Del Sco	2.3160	30000.	148	693	No
228	GOM_NL__2PRFIN20020418_120637_000000402005_00138_00693_0632.N1	18-APR-2002 12:06:37	Tw_i_and_stray	39.500	106	9Bet Crv	2.6480	5600.0	79	693	No
229	GOM_NL__2PRFIN20020418_120826_000000332005_00138_00693_0633.N1	18-APR-2002 12:08:26	Bright	32.500	100	4Gam Crv	2.5800	13100.	65	693	No
230	GOM_NL__2PRFIN20020418_120946_000000392005_00138_00693_0634.N1	18-APR-2002 12:09:46	Bright	39.000	15	67Alp Vir	0.97600	28000.	78	693	No
231	GOM_NL__2PRFIN20020418_121248_000000352005_00138_00693_0635.N1	18-APR-2002 12:12:48	Bright	34.500	121	29Gam Vir	2.7400	7200.0	69	693	No
232	GOM_NL__2PRFIN20020418_121458_000001162005_00138_00693_0636.N1	18-APR-2002 12:14:58	Tw_i_and_stray	116.00	98	13Zet Oph	2.5710	30000.	232	693	No
233	GOM_NL__2PRFIN20020418_122037_000000532005_00138_00693_0637.N1	18-APR-2002 12:20:37	Bright	53.000	3	16Alp Boo	-0.050000	4250.0	106	693	No
234	GOM_NL__2PRFIN20020418_122444_000000552005_00138_00693_0638.N1	18-APR-2002 12:24:44	Bright	54.500	83		2.3780	11000.	109	693	No
235	GOM_NL__2PRFIN20020418_122843_000000382005_00138_00693_0639.N1	18-APR-2002 12:28:43	Bright	38.000	39	85Eta UMa	1.8540	24000.	76	693	No
236	GOM_NL__2PRFIN20020418_123056_000000342005_00138_00693_0640.N1	18-APR-2002 12:30:56	Bright	34.000	36	50Alp UMa	1.8000	6300.0	68	693	No
237	GOM_NL__2PRFIN20020418_123855_000000332005_00138_00693_0641.N1	18-APR-2002 12:38:55	Bright	33.000	49	1Alp UMi	1.9900	6300.0	66	693	No
238	GOM_NL__2PRFIN20020418_124115_000000512005_00138_00693_0642.N1	18-APR-2002 12:41:15	Bright	50.500	130	23Bet Dra	2.7990	5800.0	101	693	No
239	GOM_NL__2PRFIN20020418_124306_000000592005_00138_00693_0643.N1	18-APR-2002 12:43:06	Bright	58.500	69	33Gam Dra	2.2310	3800.0	117	693	No
240	GOM_NL__2PRFIN20020418_124629_000000302005_00138_00693_0644.N1	18-APR-2002 12:46:29	Bright	30.000	76	27Gam Cas	2.3000	30000.	60	693	No
241	GOM_NL__2PRFIN20020418_124747_000000322005_00138_00693_0645.N1	18-APR-2002 12:47:47	Bright	31.500	68	18Alp Cas	2.2250	4500.0	63	693	No
242	GOM_NL__2PRFIN20020418_125144_000001092005_00138_00693_0646.N1	18-APR-2002 12:51:44	Bright	109.00	5	3Alp Lyr	0.033000	11000.	218	693	No
243	GOM_NL__2PRFIN20020418_125552_000000562005_00138_00693_0647.N1	18-APR-2002 12:55:52	Bright	56.000	92	53Eps Cyg	2.5000	4500.0	112	693	No
244	GOM_NL__2PRFIN20020418_130330_000000512005_00138_00693_0648.N1	18-APR-2002 13:03:30	Dark	50.500	61	8Eps Peg	2.1000	3900.0	101	693	No
245	GOM_NL__2PRFIN20020418_130557_000000432005_00138_00693_0649.N1	18-APR-2002 13:05:57	Dark	43.000	162	34Alp Aqr	2.9440	5350.0	86	693	No
246	GOM_NL__2PRFIN20020418_130844_000000492005_00138_00693_0650.N1	18-APR-2002 13:08:44	Dark	49.000	154	22Bet Aqr	2.8990	5700.0	98	693	No
247	GOM_NL__2PRFIN20020418_131104_000000412005_00138_00693_0651.N1	18-APR-2002 13:11:04	Dark	40.500	142	49Del Cap	2.8500	8900.0	81	693	No
248	GOM_NL__2PRFIN20020418_131244_000000382005_00138_00693_0652.N1	18-APR-2002 13:12:44	Dark	37.500	18	24Alp PsA	1.1660	9700.0	75	693	No
249	GOM_NL__2PRFIN20020418_131617_000000372005_00138_00693_0653.N1	18-APR-2002 13:16:17	Dark	36.500	172	Gam Gru	3.0030	13100.	73	693	No
250	GOM_NL__2PRFIN20020418_131815_000000372005_00138_00693_0654.N1	18-APR-2002 13:18:15	Dark	37.000	31	Alp Gru	1.7340	15200.	74	693	No
251	GOM_NL__2PRFIN20020418_132123_000000342005_00138_00693_0655.N1	18-APR-2002 13:21:23	Dark	34.000	148	Alp Tuc	2.8780	4100.0	68	693	No
252	GOM_NL__2PRFIN20020418_132320_000000372005_00139_00694_0640.N1	18-APR-2002 13:23:20	Dark	37.000	45	Alp Pav	1.9400	26000.	74	694	No
253	GOM_NL__2PRFIN20020418_132646_000000672005_00139_00694_0641.N1	18-APR-2002 13:26:46	Dark	66.500	57	34Sig Sgr	2.0660	26000.	133	694	No
254	GOM_NL__2PRFIN20020418_132917_000000732005_00139_00694_0642.N1	18-APR-2002 13:29:17	Dark	72.500	38	20Eps Sgr	1.8360	11000.	145	694	No
255	GOM_NL__2PRFIN20020418_133126_000000502005_00139_00694_0643.N1	18-APR-2002 13:31:26	Dark	50.000	178	lot1Sco	3.0220	6550.0	100	694	No
256	GOM_NL__2PRFIN20020418_133302_000000582005_00139_00694_0644.N1	18-APR-2002 13:33:02	Straylight	57.500	25	35Lam Sco	1.6200	28000.	115	694	No
257	GOM_NL__2PRFIN20020418_133504_000000412005_00139_00694_0645.N1	18-APR-2002 13:35:04	Straylight	40.500	4	Alp1Cen	-0.010000	5800.0	81	694	No
258	GOM_NL__2PRFIN20020418_133624_000000362005_00139_00694_0646.N1	18-APR-2002 13:36:24	Straylight	35.500	12	Alp1Cru	0.77500	30000.	71	694	No
259	GOM_NL__2PRFIN20020418_133818_000000402005_00139_00694_0647.N1	18-APR-2002 13:38:18	Straylight	39.500	78	Alp Lup	2.3040	28000.	79	694	No
260	GOM_NL__2PRFIN20020418_133953_000000382005_00139_00694_0648.N1	18-APR-2002 13:39:53	Straylight	38.000	81	Eta Cen	2.3560	28000.	76	694	No
261	GOM_NL__2PRFIN20020418_134206_000000672005_00139_00694_0649.N1	18-APR-2002 13:42:06	Straylight	66.500	156	20Sig Sco	2.9030	28000.	133	694	No
262	GOM_NL__2PRFIN20020418_134421_000000722005_00139_00694_0650.N1	18-APR-2002 13:44:21	Tw_i_and_stray	71.500	80	7Del Sco	2.3160	30000.	143	694	No
263	GOM_NL__2PRFIN20020418_134713_000000392005_00139_00694_0651.N1	18-APR-2002 13:47:13	Tw_i_and_stray	39.000	106	9Bet Crv	2.6480	5600.0	78	694	No
264	GOM_NL__2PRFIN20020418_134902_000000362005_00139_00694_0652.N1	18-APR-2002 13:49:02	Bright	36.000	100	4Gam Crv	2.5800	13100.	72	694	No
265	GOM_NL__2PRFIN20020418_135022_000000412005_00139_00694_0653.N1	18-APR-2002 13:50:22	Bright	40.500	15	67Alp Vir	0.97600	28000.	81	694	No
266	GOM_NL__2PRFIN20020418_135324_000000342005_00139_00694_0654.N1	18-APR-2002 13:53:24	Bright	34.000	121	29Gam Vir	2.7400	7200.0	68	694	No
267	GOM_NL__2PRFIN20020418_135529_000001162005_00139_00694_0655.N1	18-APR-2002 13:55:29	Tw_i_and_stray	116.00	98	13Zet Oph	2.5710	30000.	232	694	No
268	GOM_NL__2PRFIN20020418_140112_000000502005_00139_00694_0656.N1	18-APR-2002 14:01:12	Bright	50.000	3	16Alp Boo	-0.050000	4250.0	100	694	No
269	GOM_NL__2PRFIN20020418_140519_000000512005_00139_00694_0657.N1	18-APR-2002 14:05:19	Bright	51.000	83		2.3780	11000.	102	694	No
270	GOM_NL__2PRFIN20020418_140918_000000392005_00139_00694_0658.N1	18-APR-2002 14:09:18	Bright	38.500	39	85Eta UMa	1.8540	24000.	77	694	No
271	GOM_NL__2PRFIN20020418_141132_000000322005_00139_00694_0659.N1	18-APR-2002 14:11:32	Bright	32.000	36	50Alp UMa	1.8000	6300.0	64	694	No
272	GOM_NL__2PRFIN20020418_141739_000000392005_00139_00694_0660.N1	18-APR-2002 14:17:39	Bright	39.000	119	14Eta Dra	2.7270	4700.0	78	694	No
273	GOM_NL__2PRFIN20020418_141930_000000322005_00139_00694_0661.N1	18-APR-2002 14:19:30	Bright	32.000	49	1Alp UMi	1.9900	6300.0	64	694	No
274	GOM_NL__2PRFIN20020418_142150_000000562005_00139_00694_0662.N1	18-APR-2002 14:21:50	Bright	55.500	130	23Bet Dra	2.7990	5800.0	111	694	No
275	GOM_NL__2PRFIN20020418_142341_000000592005_00139_00694_0663.N1	18-APR-2002 14:23:41	Bright	58.500	69	33Gam Dra	2.2310	3800.0	117	694	No
276	GOM_NL__2PRFIN20020418_142705_000000312005_00139_00694_0664.N1	18-APR-2002 14:27:05	Bright	31.000	76	27Gam Cas	2.3000	30000.	62	694	No
277	GOM_NL__2PRFIN20020418_142823_000000322005_00139_00694_0665.N1	18-APR-2002 14:28:23	Bright	31.500	68	18Alp Cas	2.2250	4500.0	63	694	No
278	GOM_NL__2PRFIN20020418_143219_000001142005_00139_00694_0666.N1	18-APR-2002 14:32:19	Bright	113.50	5	3Alp Lyr	0.033000	11000.	227	694	No

279	GOM_NL__2PRFIN20020418_143628_000000572005_00139_00694_0667.N1	18-APR-2002 14:36:28	Bright	57.000	92	53Eps Cyg	2.5000	4500.0	114	694	No
280	GOM_NL__2PRFIN20020418_144406_000000502005_00139_00694_0668.N1	18-APR-2002 14:44:06	Dark	49.500	61	8Eps Peg	2.1000	3900.0	99	694	No
281	GOM_NL__2PRFIN20020418_144634_000000442005_00139_00694_0669.N1	18-APR-2002 14:46:34	Dark	44.000	162	34Alp Aqr	2.9440	5350.0	88	694	No
282	GOM_NL__2PRFIN20020418_144920_000000432005_00139_00694_0670.N1	18-APR-2002 14:49:20	Dark	43.000	154	22Bet Aqr	2.8990	5700.0	86	694	No
283	GOM_NL__2PRFIN20020418_145140_000000422005_00139_00694_0671.N1	18-APR-2002 14:51:40	Dark	41.500	142	49Del Cap	2.8500	8900.0	83	694	No
284	GOM_NL__2PRFIN20020418_145320_000000422005_00139_00694_0672.N1	18-APR-2002 14:53:20	Dark	42.000	18	24Alp PsA	1.1660	9700.0	84	694	No
285	GOM_NL__2PRFIN20020418_145653_000000362005_00139_00694_0673.N1	18-APR-2002 14:56:53	Dark	35.500	172	Gam Gru	3.0030	13100.	71	694	No
286	GOM_NL__2PRFIN20020418_145852_000000372005_00139_00694_0674.N1	18-APR-2002 14:58:52	Dark	36.500	31	Alp Gru	1.7340	15200.	73	694	No
287	GOM_NL__2PRFIN20020418_150159_000000402005_00139_00694_0675.N1	18-APR-2002 15:01:59	Dark	40.000	148	Alp Tuc	2.8780	4100.0	80	694	No
288	GOM_NL__2PRFIN20020418_150356_000000372005_00140_00695_0640.N1	18-APR-2002 15:03:56	Dark	37.000	45	Alp Pav	1.9400	26000.	74	695	No
289	GOM_NL__2PRFIN20020418_150724_000000692005_00140_00695_0641.N1	18-APR-2002 15:07:24	Dark	69.000	57	34Sig Sgr	2.0660	26000.	138	695	No
290	GOM_NL__2PRFIN20020418_150954_000000592005_00140_00695_0642.N1	18-APR-2002 15:09:54	Dark	58.500	38	20Eps Sgr	1.8360	11000.	117	695	No
291	GOM_NL__2PRFIN20020418_151203_000000512005_00140_00695_0643.N1	18-APR-2002 15:12:03	Dark	51.000	178	lot1Sco	3.0220	6550.0	102	695	No
292	GOM_NL__2PRFIN20020418_151339_000000542005_00140_00695_0644.N1	18-APR-2002 15:13:39	Straylight	54.000	25	35Lam Sco	1.6200	28000.	108	695	No
293	GOM_NL__2PRFIN20020418_151540_000000412005_00140_00695_0645.N1	18-APR-2002 15:15:40	Straylight	40.500	4	Alp1Cen	-0.010000	5800.0	81	695	No
294	GOM_NL__2PRFIN20020418_151700_000000372005_00140_00695_0646.N1	18-APR-2002 15:17:00	Straylight	37.000	12	Alp1Cru	0.77500	30000.	74	695	No
295	GOM_NL__2PRFIN20020418_151854_000000372005_00140_00695_0647.N1	18-APR-2002 15:18:54	Straylight	36.500	78	Alp Lup	2.3040	28000.	73	695	No
296	GOM_NL__2PRFIN20020418_152029_000000392005_00140_00695_0648.N1	18-APR-2002 15:20:29	Straylight	38.500	81	Eta Cen	2.3560	28000.	77	695	No
297	GOM_NL__2PRFIN20020418_152242_000000642005_00140_00695_0649.N1	18-APR-2002 15:22:42	Straylight	64.000	156	20Sig Sco	2.9030	28000.	128	695	No
298	GOM_NL__2PRFIN20020418_152457_000000692005_00140_00695_0650.N1	18-APR-2002 15:24:57	Twi_and_stray	69.000	80	7Del Sco	2.3160	30000.	138	695	No
299	GOM_NL__2PRFIN20020418_152749_000000392005_00140_00695_0651.N1	18-APR-2002 15:27:49	Twi_and_stray	38.500	106	9Bet Crv	2.6480	5600.0	77	695	No
300	GOM_NL__2PRFIN20020418_152938_000000352005_00140_00695_0652.N1	18-APR-2002 15:29:38	Bright	34.500	100	4Gam Crv	2.5800	13100.	69	695	No
301	GOM_NL__2PRFIN20020418_153058_000000382005_00140_00695_0653.N1	18-APR-2002 15:30:58	Bright	38.000	15	67Alp Vir	0.97600	28000.	76	695	No
302	GOM_NL__2PRFIN20020418_153400_000000352005_00140_00695_0654.N1	18-APR-2002 15:34:00	Bright	34.500	121	29Gam Vir	2.7400	7200.0	69	695	No
303	GOM_NL__2PRFIN20020418_153600_000001162005_00140_00695_0655.N1	18-APR-2002 15:36:00	Twi_and_stray	116.00	98	13Zet Oph	2.5710	30000.	232	695	No
304	GOM_NL__2PRFIN20020418_154147_000000542005_00140_00695_0656.N1	18-APR-2002 15:41:47	Bright	54.000	3	16Alp Boo	-0.050000	4250.0	108	695	No
305	GOM_NL__2PRFIN20020418_154554_000000522005_00140_00695_0657.N1	18-APR-2002 15:45:54	Bright	51.500	83		2.3780	11000.	103	695	No
306	GOM_NL__2PRFIN20020418_154954_000000382005_00140_00695_0658.N1	18-APR-2002 15:49:54	Bright	38.000	39	85Eta UMa	1.8540	24000.	76	695	No
307	GOM_NL__2PRFIN20020418_155208_000000342005_00140_00695_0659.N1	18-APR-2002 15:52:08	Bright	33.500	36	50Alp UMa	1.8000	6300.0	67	695	No
308	GOM_NL__2PRFIN20020418_155814_000000422005_00140_00695_0660.N1	18-APR-2002 15:58:14	Bright	42.000	119	14Eta Dra	2.7270	4700.0	84	695	No
309	GOM_NL__2PRFIN20020418_160006_000000332005_00140_00695_0661.N1	18-APR-2002 16:00:06	Bright	32.500	49	1Alp UMi	1.9900	6300.0	65	695	No
310	GOM_NL__2PRFIN20020418_160224_000000572005_00140_00695_0662.N1	18-APR-2002 16:02:24	Bright	57.000	130	23Bet Dra	2.7990	5800.0	114	695	No
311	GOM_NL__2PRFIN20020418_160416_000000572005_00140_00695_0663.N1	18-APR-2002 16:04:16	Bright	57.000	69	33Gam Dra	2.2310	3800.0	114	695	No
312	GOM_NL__2PRFIN20020418_160741_000000302005_00140_00695_0664.N1	18-APR-2002 16:07:41	Bright	29.500	76	27Gam Cas	2.3000	30000.	59	695	No
313	GOM_NL__2PRFIN20020418_160859_000000292005_00140_00695_0665.N1	18-APR-2002 16:08:59	Bright	29.000	68	18Alp Cas	2.2250	4500.0	58	695	No
314	GOM_NL__2PRFIN20020418_161254_000001342005_00140_00695_0666.N1	18-APR-2002 16:12:54	Bright	134.00	5	3Alp Lyr	0.033000	11000.	268	695	No
315	GOM_NL__2PRFIN20020418_161704_000000562005_00140_00695_0667.N1	18-APR-2002 16:17:04	Bright	55.500	92	53Eps Cyg	2.5000	4500.0	111	695	No
316	GOM_NL__2PRFIN20020418_162443_000000482005_00140_00695_0668.N1	18-APR-2002 16:24:43	Dark	48.000	61	8Eps Peg	2.1000	3900.0	96	695	No
317	GOM_NL__2PRFIN20020418_162710_000000412005_00140_00695_0669.N1	18-APR-2002 16:27:10	Dark	40.500	162	34Alp Aqr	2.9440	5350.0	81	695	No
318	GOM_NL__2PRFIN20020418_162957_000000452005_00140_00695_0670.N1	18-APR-2002 16:29:57	Dark	45.000	154	22Bet Aqr	2.8990	5700.0	90	695	No
319	GOM_NL__2PRFIN20020418_163217_000000422005_00140_00695_0671.N1	18-APR-2002 16:32:17	Dark	42.000	142	49Del Cap	2.8500	8900.0	84	695	No
320	GOM_NL__2PRFIN20020418_163357_000000402005_00140_00695_0672.N1	18-APR-2002 16:33:57	Dark	39.500	18	24Alp PsA	1.1660	9700.0	79	695	No
321	GOM_NL__2PRFIN20020418_163729_000000362005_00140_00695_0673.N1	18-APR-2002 16:37:29	Dark	36.000	172	Gam Gru	3.0030	13100.	72	695	No
322	GOM_NL__2PRFIN20020418_163928_000000372005_00140_00695_0674.N1	18-APR-2002 16:39:28	Dark	37.000	31	Alp Gru	1.7340	15200.	74	695	No
323	GOM_NL__2PRFIN20020418_164235_000000392005_00140_00695_0675.N1	18-APR-2002 16:42:35	Dark	38.500	148	Alp Tuc	2.8780	4100.0	77	695	No
324	GOM_NL__2PRFIN20020418_183317_000000502005_00142_00697_0640.N1	18-APR-2002 18:33:17	Dark	49.500	178	lot1Sco	3.0220	6550.0	99	697	Yes
325	GOM_NL__2PRFIN20020418_183454_000000662005_00142_00697_0641.N1	18-APR-2002 18:34:54	Straylight	65.500	25	35Lam Sco	1.6200	28000.	131	697	No
326	GOM_NL__2PRFIN20020418_183653_000000472005_00142_00697_0642.N1	18-APR-2002 18:36:53	Straylight	47.000	4	Alp1Cen	-0.010000	5800.0	94	697	No
327	GOM_NL__2PRFIN20020418_183812_000000422005_00142_00697_0643.N1	18-APR-2002 18:38:12	Straylight	41.500	12	Alp1Cru	0.77500	30000.	83	697	No
328	GOM_NL__2PRFIN20020418_184007_000000372005_00142_00697_0644.N1	18-APR-2002 18:40:07	Straylight	36.500	78	Alp Lup	2.3040	28000.	73	697	No
329	GOM_NL__2PRFIN20020418_184142_000000382005_00142_00697_0645.N1	18-APR-2002 18:41:42	Straylight	37.500	81	Eta Cen	2.3560	28000.	75	697	No
330	GOM_NL__2PRFIN20020418_184356_000000652005_00142_00697_0646.N1	18-APR-2002 18:43:56	Straylight	65.000	156	20Sig Sco	2.9030	28000.	130	697	No
331	GOM_NL__2PRFIN20020418_184610_000000672005_00142_00697_0647.N1	18-APR-2002 18:46:10	Twi_and_stray	67.000	80	7Del Sco	2.3160	30000.	134	697	No
332	GOM_NL__2PRFIN20020418_184901_000000392005_00142_00697_0648.N1	18-APR-2002 18:49:01	Twi_and_stray	38.500	106	9Bet Crv	2.6480	5600.0	77	697	No
333	GOM_NL__2PRFIN20020418_185050_000000352005_00142_00697_0649.N1	18-APR-2002 18:50:50	Bright	35.000	100	4Gam Crv	2.5800	13100.	70	697	No
334	GOM_NL__2PRFIN20020418_185210_000000392005_00142_00697_0650.N1	18-APR-2002 18:52:10	Bright	39.000	15	67Alp Vir	0.97600	28000.	78	697	No
335	GOM_NL__2PRFIN20020418_185702_000001512005_00142_00697_0651.N1	18-APR-2002 18:57:02	Twi_and_stray	151.00	98	13Zet Oph	2.5710	30000.	302	697	No
336	GOM_NL__2PRFIN20020418_190258_000000532005_00142_00697_0652.N1	18-APR-2002 19:02:58	Bright	52.500	3	16Alp Boo	-0.050000	4250.0	105	697	No
337	GOM_NL__2PRFIN20020418_190704_000000502005_00142_00697_0653.N1	18-APR-2002 19:07:04	Bright	50.000	83		2.3780	11000.	100	697	No

338	GOM_NL__2PRFIN20020418_191105_000000382005_00142_00697_0654.N1	18-APR-2002 19:11:05	Bright	38.000	39	85Eta UMa	1.8540	24000.	76	697	No
339	GOM_NL__2PRFIN20020418_191320_000000332005_00142_00697_0655.N1	18-APR-2002 19:13:20	Bright	32.500	36	50Alp UMa	1.8000	6300.0	65	697	No
340	GOM_NL__2PRFIN20020418_191925_000000422005_00142_00697_0656.N1	18-APR-2002 19:19:25	Bright	42.000	119	14Eta Dra	2.7270	4700.0	84	697	No
341	GOM_NL__2PRFIN20020418_192118_000000332005_00142_00697_0657.N1	18-APR-2002 19:21:18	Bright	33.000	49	1Alp UMi	1.9900	6300.0	66	697	No
342	GOM_NL__2PRFIN20020418_192334_000000532005_00142_00697_0658.N1	18-APR-2002 19:23:34	Bright	53.000	130	23Bet Dra	2.7990	5800.0	106	697	No
343	GOM_NL__2PRFIN20020418_192526_000000592005_00142_00697_0659.N1	18-APR-2002 19:25:26	Bright	59.000	69	33Gam Dra	2.2310	3800.0	118	697	No
344	GOM_NL__2PRFIN20020418_192853_000000292005_00142_00697_0660.N1	18-APR-2002 19:28:53	Bright	28.500	76	27Gam Cas	2.3000	30000.	57	697	No
345	GOM_NL__2PRFIN20020418_193011_000000482005_00142_00697_0661.N1	18-APR-2002 19:30:11	Bright	48.000	68	18Alp Cas	2.2250	4500.0	96	697	No
346	GOM_NL__2PRFIN20020418_193405_000001152005_00142_00697_0662.N1	18-APR-2002 19:34:05	Bright	115.00	5	3Alp Lyr	0.033000	11000.	230	697	No
347	GOM_NL__2PRFIN20020418_193816_000000552005_00142_00697_0663.N1	18-APR-2002 19:38:16	Bright	55.000	92	53Eps Cyg	2.5000	4500.0	110	697	No
348	GOM_NL__2PRFIN20020418_194555_000000492005_00142_00697_0664.N1	18-APR-2002 19:45:55	Dark	49.000	61	8Eps Peg	2.1000	3900.0	98	697	No
349	GOM_NL__2PRFIN20020418_194823_000000452005_00142_00697_0665.N1	18-APR-2002 19:48:23	Dark	44.500	162	34Alp Aqr	2.9440	5350.0	89	697	No
350	GOM_NL__2PRFIN20020418_195110_000000482005_00142_00697_0666.N1	18-APR-2002 19:51:10	Dark	47.500	154	22Bet Aqr	2.8990	5700.0	95	697	No
351	GOM_NL__2PRFIN20020418_195330_000000422005_00142_00697_0667.N1	18-APR-2002 19:53:30	Dark	41.500	142	49Del Cap	2.8500	8900.0	83	697	No
352	GOM_NL__2PRFIN20020418_195509_000000362005_00142_00697_0668.N1	18-APR-2002 19:55:09	Dark	35.500	18	24Alp PsA	1.1660	9700.0	71	697	No
353	GOM_NL__2PRFIN20020418_195842_000000352005_00142_00697_0669.N1	18-APR-2002 19:58:42	Dark	34.500	172	Gam Gru	3.0030	13100.	69	697	No
354	GOM_NL__2PRFIN20020418_200041_000000392005_00142_00697_0670.N1	18-APR-2002 20:00:41	Dark	38.500	31	Alp Gru	1.7340	15200.	77	697	No
355	GOM_NL__2PRFIN20020418_200348_000000382005_00142_00697_0671.N1	18-APR-2002 20:03:48	Dark	38.000	148	Alp Tuc	2.8780	4100.0	76	697	No
356	GOM_NL__2PRFIN20020418_200545_000000372005_00143_00698_0640.N1	18-APR-2002 20:05:45	Dark	36.500	45	Alp Pav	1.9400	26000.	73	698	No
357	GOM_NL__2PRFIN20020418_200918_000000702005_00143_00698_0641.N1	18-APR-2002 20:09:18	Dark	69.500	57	34Sig Sgr	2.0660	26000.	139	698	No
358	GOM_NL__2PRFIN20020418_201146_000000382005_00143_00698_0642.N1	18-APR-2002 20:11:46	Dark	37.500	38	20Eps Sgr	1.8360	11000.	75	698	No
359	GOM_NL__2PRFIN20020418_201354_000000502005_00143_00698_0643.N1	18-APR-2002 20:13:54	Dark	50.000	178	lot1Sco	3.0220	6550.0	100	698	No
360	GOM_NL__2PRFIN20020418_201531_000000552005_00143_00698_0644.N1	18-APR-2002 20:15:31	Straylight	54.500	25	35Lam Sco	1.6200	28000.	109	698	No
361	GOM_NL__2PRFIN20020418_201729_000000492005_00143_00698_0645.N1	18-APR-2002 20:17:29	Straylight	49.000	4	Alp1Cen	-0.010000	5800.0	98	698	No
362	GOM_NL__2PRFIN20020418_201848_000000362005_00143_00698_0646.N1	18-APR-2002 20:18:48	Straylight	36.000	12	Alp1Cru	0.77500	30000.	72	698	No
363	GOM_NL__2PRFIN20020418_202043_000000422005_00143_00698_0647.N1	18-APR-2002 20:20:43	Straylight	41.500	78	Alp Lup	2.3040	28000.	83	698	No
364	GOM_NL__2PRFIN20020418_202218_000000412005_00143_00698_0648.N1	18-APR-2002 20:22:18	Straylight	40.500	81	Eta Cen	2.3560	28000.	81	698	No
365	GOM_NL__2PRFIN20020418_202432_000000642005_00143_00698_0649.N1	18-APR-2002 20:24:32	Straylight	63.500	156	20Sig Sco	2.9030	28000.	127	698	No
366	GOM_NL__2PRFIN20020418_202647_000000742005_00143_00698_0650.N1	18-APR-2002 20:26:47	Twi_and_stray	73.500	80	7Del Sco	2.3160	30000.	147	698	No
367	GOM_NL__2PRFIN20020418_202937_000000392005_00143_00698_0651.N1	18-APR-2002 20:29:37	Twi_and_stray	39.000	106	9Bet Crv	2.6480	5600.0	78	698	No
368	GOM_NL__2PRFIN20020418_203126_000000362005_00143_00698_0652.N1	18-APR-2002 20:31:26	Bright	36.000	100	4Gam Crv	2.5800	13100.	72	698	No
369	GOM_NL__2PRFIN20020418_203246_000000382005_00143_00698_0653.N1	18-APR-2002 20:32:46	Bright	38.000	15	67Alp Vir	0.97600	28000.	76	698	No
370	GOM_NL__2PRFIN20020418_203734_000001512005_00143_00698_0654.N1	18-APR-2002 20:37:34	Twi_and_stray	151.00	98	13Zet Oph	2.5710	30000.	302	698	No
371	GOM_NL__2PRFIN20020418_204333_000000492005_00143_00698_0655.N1	18-APR-2002 20:43:33	Bright	49.000	3	16Alp Boo	-0.050000	4250.0	98	698	No
372	GOM_NL__2PRFIN20020418_204739_000000532005_00143_00698_0656.N1	18-APR-2002 20:47:39	Bright	53.000	83		2.3780	11000.	106	698	No
373	GOM_NL__2PRFIN20020418_205140_000000352005_00143_00698_0657.N1	18-APR-2002 20:51:40	Bright	35.000	39	85Eta UMa	1.8540	24000.	70	698	No
374	GOM_NL__2PRFIN20020418_205356_000000342005_00143_00698_0658.N1	18-APR-2002 20:53:56	Bright	33.500	36	50Alp UMa	1.8000	6300.0	67	698	No
375	GOM_NL__2PRFIN20020418_210000_000000412005_00143_00698_0659.N1	18-APR-2002 21:00:00	Bright	41.000	119	14Eta Dra	2.7270	4700.0	82	698	No
376	GOM_NL__2PRFIN20020418_210154_000000332005_00143_00698_0660.N1	18-APR-2002 21:01:54	Bright	32.500	49	1Alp UMi	1.9900	6300.0	65	698	No
377	GOM_NL__2PRFIN20020418_210409_000000512005_00143_00698_0661.N1	18-APR-2002 21:04:09	Bright	50.500	130	23Bet Dra	2.7990	5800.0	101	698	No
378	GOM_NL__2PRFIN20020418_210600_000000572005_00143_00698_0662.N1	18-APR-2002 21:06:00	Bright	56.500	69	33Gam Dra	2.2310	3800.0	113	698	No
379	GOM_NL__2PRFIN20020418_210929_000000302005_00143_00698_0663.N1	18-APR-2002 21:09:29	Bright	30.000	76	27Gam Cas	2.3000	30000.	60	698	No
380	GOM_NL__2PRFIN20020418_211047_000000322005_00143_00698_0664.N1	18-APR-2002 21:10:47	Bright	32.000	68	18Alp Cas	2.2250	4500.0	64	698	No
381	GOM_NL__2PRFIN20020418_211440_000001182005_00143_00698_0665.N1	18-APR-2002 21:14:40	Bright	117.50	5	3Alp Lyr	0.033000	11000.	235	698	No
382	GOM_NL__2PRFIN20020418_211852_000000582005_00143_00698_0666.N1	18-APR-2002 21:18:52	Bright	57.500	92	53Eps Cyg	2.5000	4500.0	115	698	No
383	GOM_NL__2PRFIN20020418_212632_000000492005_00143_00698_0667.N1	18-APR-2002 21:26:32	Dark	49.000	61	8Eps Peg	2.1000	3900.0	98	698	No
384	GOM_NL__2PRFIN20020418_212859_000000432005_00143_00698_0668.N1	18-APR-2002 21:28:59	Dark	43.000	162	34Alp Aqr	2.9440	5350.0	86	698	No
385	GOM_NL__2PRFIN20020418_213147_000000462005_00143_00698_0669.N1	18-APR-2002 21:31:47	Dark	46.000	154	22Bet Aqr	2.8990	5700.0	92	698	No
386	GOM_NL__2PRFIN20020418_213406_000000402005_00143_00698_0670.N1	18-APR-2002 21:34:06	Dark	40.000	142	49Del Cap	2.8500	8900.0	80	698	No
387	GOM_NL__2PRFIN20020418_213545_000000432005_00143_00698_0671.N1	18-APR-2002 21:35:45	Dark	42.500	18	24Alp PsA	1.1660	9700.0	85	698	No
388	GOM_NL__2PRFIN20020418_214117_000000362005_00143_00698_0672.N1	18-APR-2002 21:41:17	Dark	35.500	31	Alp Gru	1.7340	15200.	71	698	No
389	GOM_NL__2PRFIN20020418_214424_000000382005_00143_00698_0673.N1	18-APR-2002 21:44:24	Dark	37.500	148	Alp Tuc	2.8780	4100.0	75	698	No
390	GOM_NL__2PRFIN20020418_214622_000000372005_00144_00699_0640.N1	18-APR-2002 21:46:22	Dark	36.500	45	Alp Pav	1.9400	26000.	73	699	No
391	GOM_NL__2PRFIN20020418_214956_000000692005_00144_00699_0641.N1	18-APR-2002 21:49:56	Dark	69.000	57	34Sig Sgr	2.0660	26000.	138	699	No
392	GOM_NL__2PRFIN20020418_215224_000000612005_00144_00699_0642.N1	18-APR-2002 21:52:24	Dark	61.000	38	20Eps Sgr	1.8360	11000.	122	699	No
393	GOM_NL__2PRFIN20020418_215431_000000512005_00144_00699_0643.N1	18-APR-2002 21:54:31	Dark	51.000	178	lot1Sco	3.0220	6550.0	102	699	No
394	GOM_NL__2PRFIN20020418_215608_000000542005_00144_00699_0644.N1	18-APR-2002 21:56:08	Straylight	54.000	25	35Lam Sco	1.6200	28000.	108	699	No
395	GOM_NL__2PRFIN20020418_215805_000000502005_00144_00699_0645.N1	18-APR-2002 21:58:05	Straylight	49.500	4	Alp1Cen	-0.010000	5800.0	99	699	No
396	GOM_NL__2PRFIN20020418_215924_000000442005_00144_00699_0646.N1	18-APR-2002 21:59:24	Straylight	43.500	12	Alp1Cru	0.77500	30000.	87	699	No

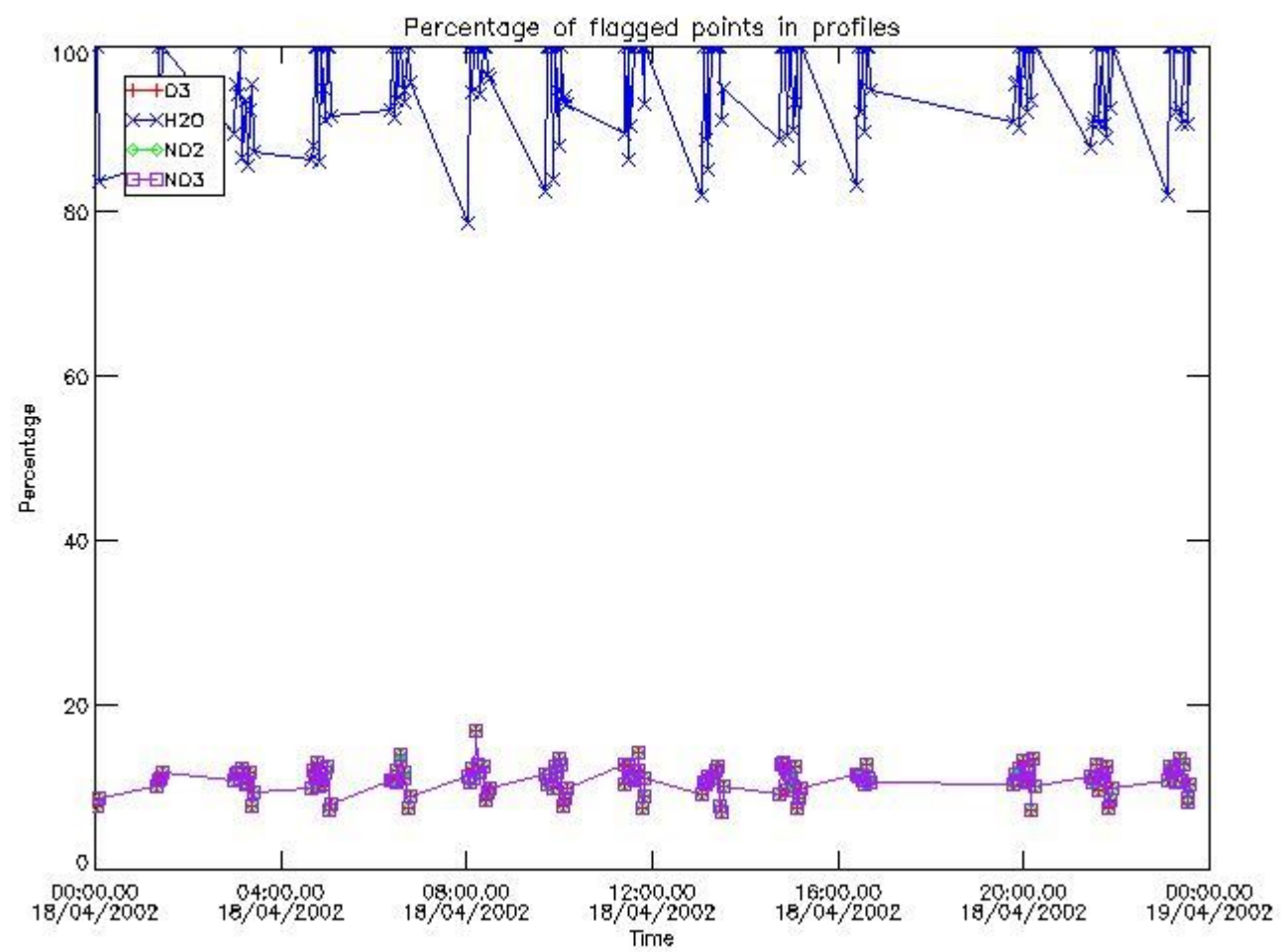


397	GOM_NL__2PRFIN20020418_220119_000000372005_00144_00699_0647.N1	18-APR-2002 22:01:19	Straylight	36.500	78	Alp Lup	2.3040	28000.	73	699	No
398	GOM_NL__2PRFIN20020418_220255_000000422005_00144_00699_0648.N1	18-APR-2002 22:02:55	Straylight	42.000	81	Eta Cen	2.3560	28000.	84	699	No
399	GOM_NL__2PRFIN20020418_220509_000000682005_00144_00699_0649.N1	18-APR-2002 22:05:09	Straylight	67.500	156	20Sig Sco	2.9030	28000.	135	699	No
400	GOM_NL__2PRFIN20020418_220723_000000722005_00144_00699_0650.N1	18-APR-2002 22:07:23	Tw_i_and_stray	71.500	80	7Del Sco	2.3160	30000.	143	699	No
401	GOM_NL__2PRFIN20020418_221013_000000392005_00144_00699_0651.N1	18-APR-2002 22:10:13	Tw_i_and_stray	39.000	106	9Bet Crv	2.6480	5600.0	78	699	No
402	GOM_NL__2PRFIN20020418_221202_000000332005_00144_00699_0652.N1	18-APR-2002 22:12:02	Bright	33.000	100	4Gam Crv	2.5800	13100.	66	699	No
403	GOM_NL__2PRFIN20020418_221322_000000392005_00144_00699_0653.N1	18-APR-2002 22:13:22	Bright	38.500	15	67Alp Vir	0.97600	28000.	77	699	No
404	GOM_NL__2PRFIN20020418_221806_000001512005_00144_00699_0654.N1	18-APR-2002 22:18:06	Tw_i_and_stray	151.00	98	13Zet Oph	2.5710	30000.	302	699	No
405	GOM_NL__2PRFIN20020418_222408_000000542005_00144_00699_0655.N1	18-APR-2002 22:24:08	Bright	53.500	3	16Alp Boo	-0.050000	4250.0	107	699	No
406	GOM_NL__2PRFIN20020418_222813_000000482005_00144_00699_0656.N1	18-APR-2002 22:28:13	Bright	47.500	83		2.3780	11000.	95	699	No
407	GOM_NL__2PRFIN20020418_223215_000000362005_00144_00699_0657.N1	18-APR-2002 22:32:15	Bright	36.000	39	85Eta UMa	1.8540	24000.	72	699	No
408	GOM_NL__2PRFIN20020418_223432_000000342005_00144_00699_0658.N1	18-APR-2002 22:34:32	Bright	33.500	36	50Alp UMa	1.8000	6300.0	67	699	No
409	GOM_NL__2PRFIN20020418_224035_000000382005_00144_00699_0659.N1	18-APR-2002 22:40:35	Bright	37.500	119	14Eta Dra	2.7270	4700.0	75	699	No
410	GOM_NL__2PRFIN20020418_224230_000000322005_00144_00699_0660.N1	18-APR-2002 22:42:30	Bright	31.500	49	1Alp UMi	1.9900	6300.0	63	699	No
411	GOM_NL__2PRFIN20020418_224444_000000552005_00144_00699_0661.N1	18-APR-2002 22:44:44	Bright	55.000	130	23Bet Dra	2.7990	5800.0	110	699	No
412	GOM_NL__2PRFIN20020418_224635_000000592005_00144_00699_0662.N1	18-APR-2002 22:46:35	Bright	58.500	69	33Gam Dra	2.2310	3800.0	117	699	No
413	GOM_NL__2PRFIN20020418_225005_000000292005_00144_00699_0663.N1	18-APR-2002 22:50:05	Bright	29.000	76	27Gam Cas	2.3000	30000.	58	699	No
414	GOM_NL__2PRFIN20020418_225123_000000302005_00144_00699_0664.N1	18-APR-2002 22:51:23	Bright	29.500	68	18Alp Cas	2.2250	4500.0	59	699	No
415	GOM_NL__2PRFIN20020418_225515_000001352005_00144_00699_0665.N1	18-APR-2002 22:55:15	Bright	135.00	5	3Alp Lyr	0.033000	11000.	270	699	No
416	GOM_NL__2PRFIN20020418_225928_000000622005_00144_00699_0666.N1	18-APR-2002 22:59:28	Bright	62.000	92	53Eps Cyg	2.5000	4500.0	124	699	No
417	GOM_NL__2PRFIN20020418_230708_000000482005_00144_00699_0667.N1	18-APR-2002 23:07:08	Dark	47.500	61	8Eps Peg	2.1000	3900.0	95	699	No
418	GOM_NL__2PRFIN20020418_230935_000000452005_00144_00699_0668.N1	18-APR-2002 23:09:35	Dark	44.500	162	34Alp Aqr	2.9440	5350.0	89	699	No
419	GOM_NL__2PRFIN20020418_231224_000000472005_00144_00699_0669.N1	18-APR-2002 23:12:24	Dark	47.000	154	22Bet Aqr	2.8990	5700.0	94	699	No
420	GOM_NL__2PRFIN20020418_231443_000000432005_00144_00699_0670.N1	18-APR-2002 23:14:43	Dark	42.500	142	49Del Cap	2.8500	8900.0	85	699	No
421	GOM_NL__2PRFIN20020418_231621_000000392005_00144_00699_0671.N1	18-APR-2002 23:16:21	Dark	38.500	18	24Alp PsA	1.1660	9700.0	77	699	No
422	GOM_NL__2PRFIN20020418_232153_000000342005_00144_00699_0672.N1	18-APR-2002 23:21:53	Dark	34.000	31	Alp Gru	1.7340	15200.	68	699	No
423	GOM_NL__2PRFIN20020418_232500_000000382005_00144_00699_0673.N1	18-APR-2002 23:25:00	Dark	38.000	148	Alp Tuc	2.8780	4100.0	76	699	No
424	GOM_NL__2PRFIN20020418_232658_000000362005_00145_00700_0640.N1	18-APR-2002 23:26:58	Dark	36.000	45	Alp Pav	1.9400	26000.	72	700	No
425	GOM_NL__2PRFIN20020418_233034_000000692005_00145_00700_0641.N1	18-APR-2002 23:30:34	Dark	68.500	57	34Sig Sgr	2.0660	26000.	137	700	No
426	GOM_NL__2PRFIN20020418_233301_000000592005_00145_00700_0642.N1	18-APR-2002 23:33:01	Dark	59.000	38	20Eps Sgr	1.8360	11000.	118	700	No
427	GOM_NL__2PRFIN20020418_233508_000000502005_00145_00700_0643.N1	18-APR-2002 23:35:08	Dark	49.500	178	lot1Sco	3.0220	6550.0	99	700	No
428	GOM_NL__2PRFIN20020418_233645_000000552005_00145_00700_0644.N1	18-APR-2002 23:36:45	Straylight	55.000	25	35Lam Sco	1.6200	28000.	110	700	No
429	GOM_NL__2PRFIN20020418_233841_000000502005_00145_00700_0645.N1	18-APR-2002 23:38:41	Straylight	50.000	4	Alp1Cen	-0.010000	5800.0	100	700	No
430	GOM_NL__2PRFIN20020418_234000_000000462005_00145_00700_0646.N1	18-APR-2002 23:40:00	Straylight	45.500	12	Alp1Cru	0.77500	30000.	91	700	No
431	GOM_NL__2PRFIN20020418_234156_000000392005_00145_00700_0647.N1	18-APR-2002 23:41:56	Straylight	38.500	78	Alp Lup	2.3040	28000.	77	700	No
432	GOM_NL__2PRFIN20020418_234331_000000372005_00145_00700_0648.N1	18-APR-2002 23:43:31	Straylight	37.000	81	Eta Cen	2.3560	28000.	74	700	No
433	GOM_NL__2PRFIN20020418_234545_000000652005_00145_00700_0649.N1	18-APR-2002 23:45:45	Straylight	64.500	156	20Sig Sco	2.9030	28000.	129	700	No
434	GOM_NL__2PRFIN20020418_234759_000000722005_00145_00700_0650.N1	18-APR-2002 23:47:59	Tw_i_and_stray	72.000	80	7Del Sco	2.3160	30000.	144	700	No
435	GOM_NL__2PRFIN20020418_235049_000000392005_00145_00700_0651.N1	18-APR-2002 23:50:49	Tw_i_and_stray	38.500	106	9Bet Crv	2.6480	5600.0	77	700	No
436	GOM_NL__2PRFIN20020418_235238_000000482005_00145_00700_0652.N1	18-APR-2002 23:52:38	Bright	48.000	100	4Gam Crv	2.5800	13100.	96	700	No
437	GOM_NL__2PRFIN20020418_235358_000000392005_00145_00700_0653.N1	18-APR-2002 23:53:58	Bright	39.000	15	67Alp Vir	0.97600	28000.	78	700	No
438	GOM_NL__2PRFIN20020418_235837_000001512005_00145_00700_0654.N1	18-APR-2002 23:58:37	Tw_i_and_stray	151.00	98	13Zet Oph	2.5710	30000.	302	700	No

### 3. Quality information per product

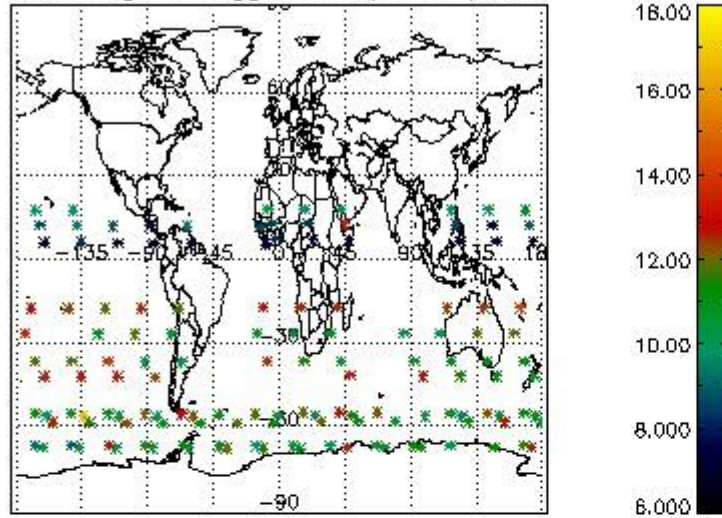
In this section it is plotted some information contained in the Quality Summary data set of the level 2 products. Only products in dark limb conditions and without errors (error flag in the MPH set to "0") are used.

#### 3.1 Plot quality information per product (time dependant)

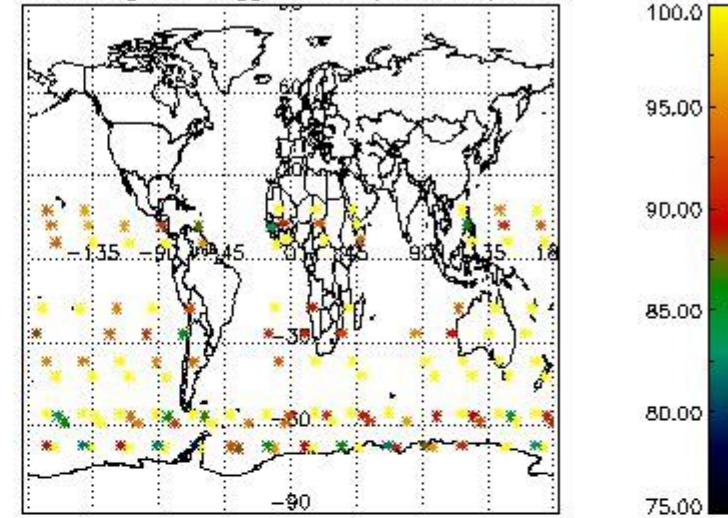


*3.2 Plot quality information per product (world map)*

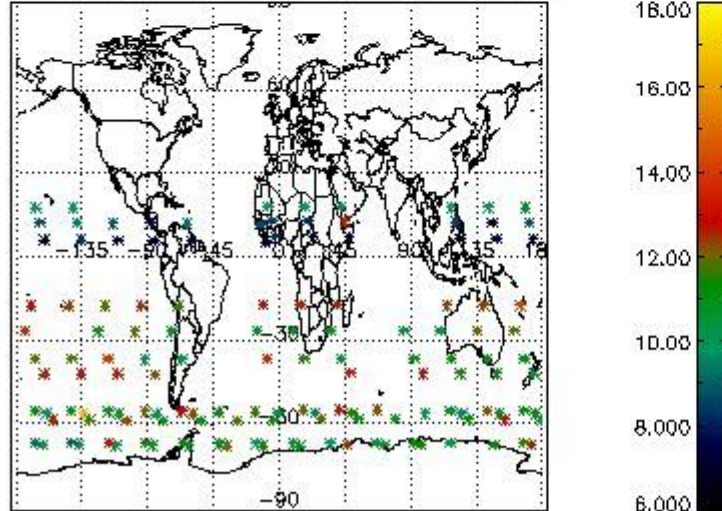
Percentage of flagged data per O3 profile



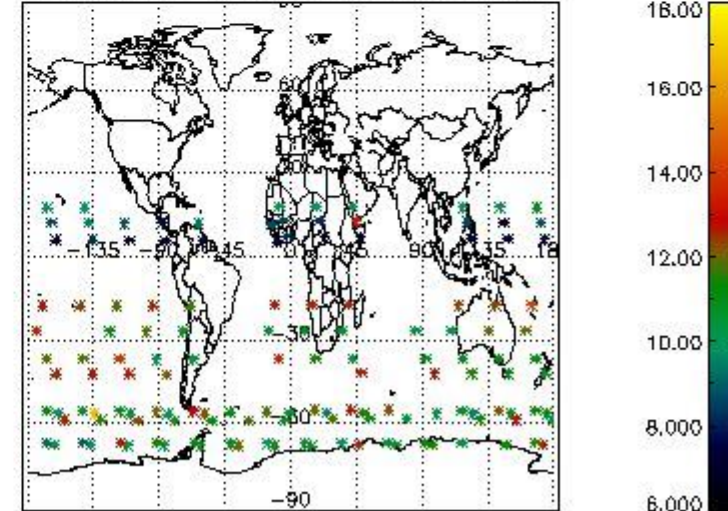
Percentage of flagged data per H2O profile



Percentage of flagged data per NO2 profile



Percentage of flagged data per NO3 profile

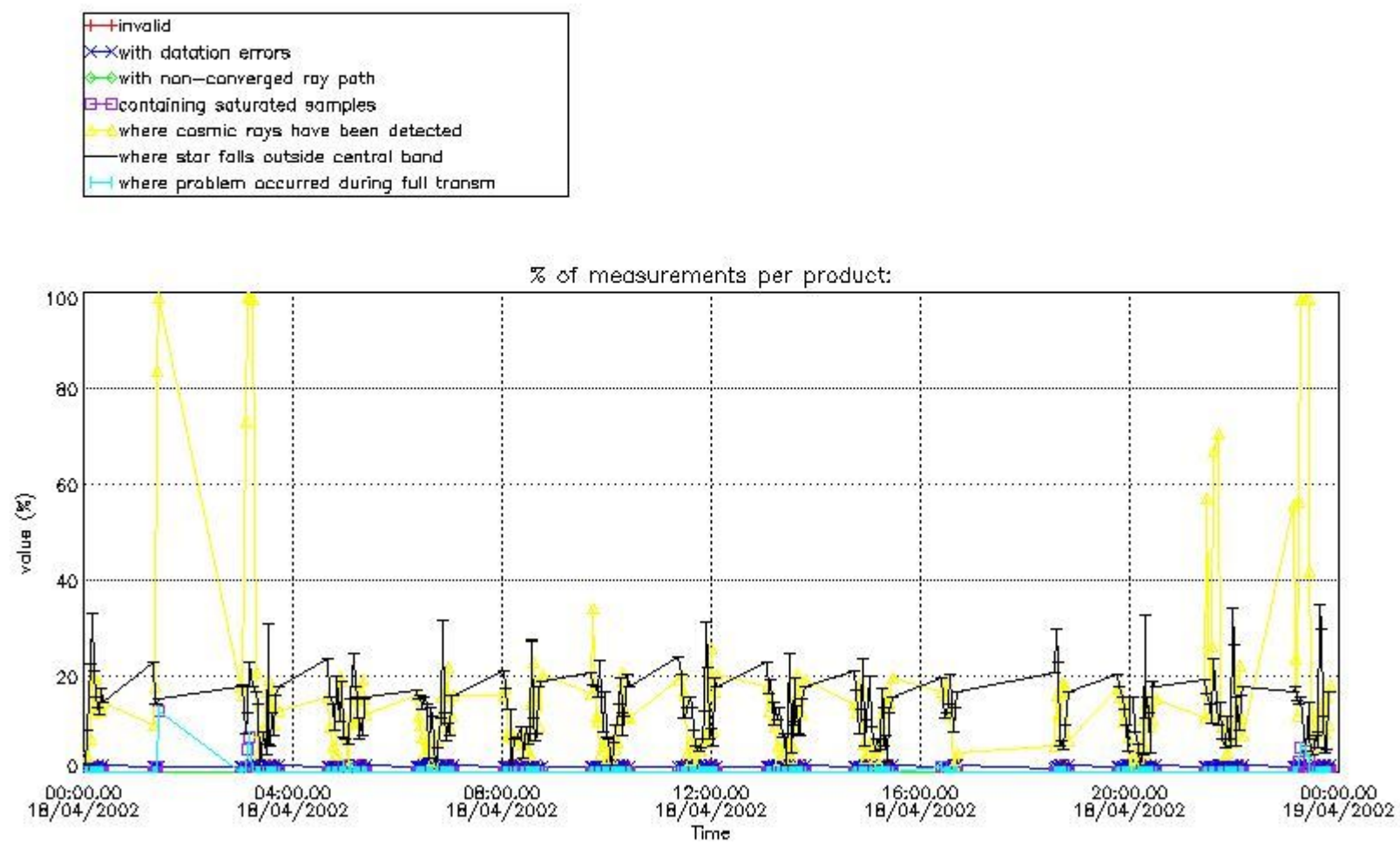


#### 4. Level 1 quality information per product

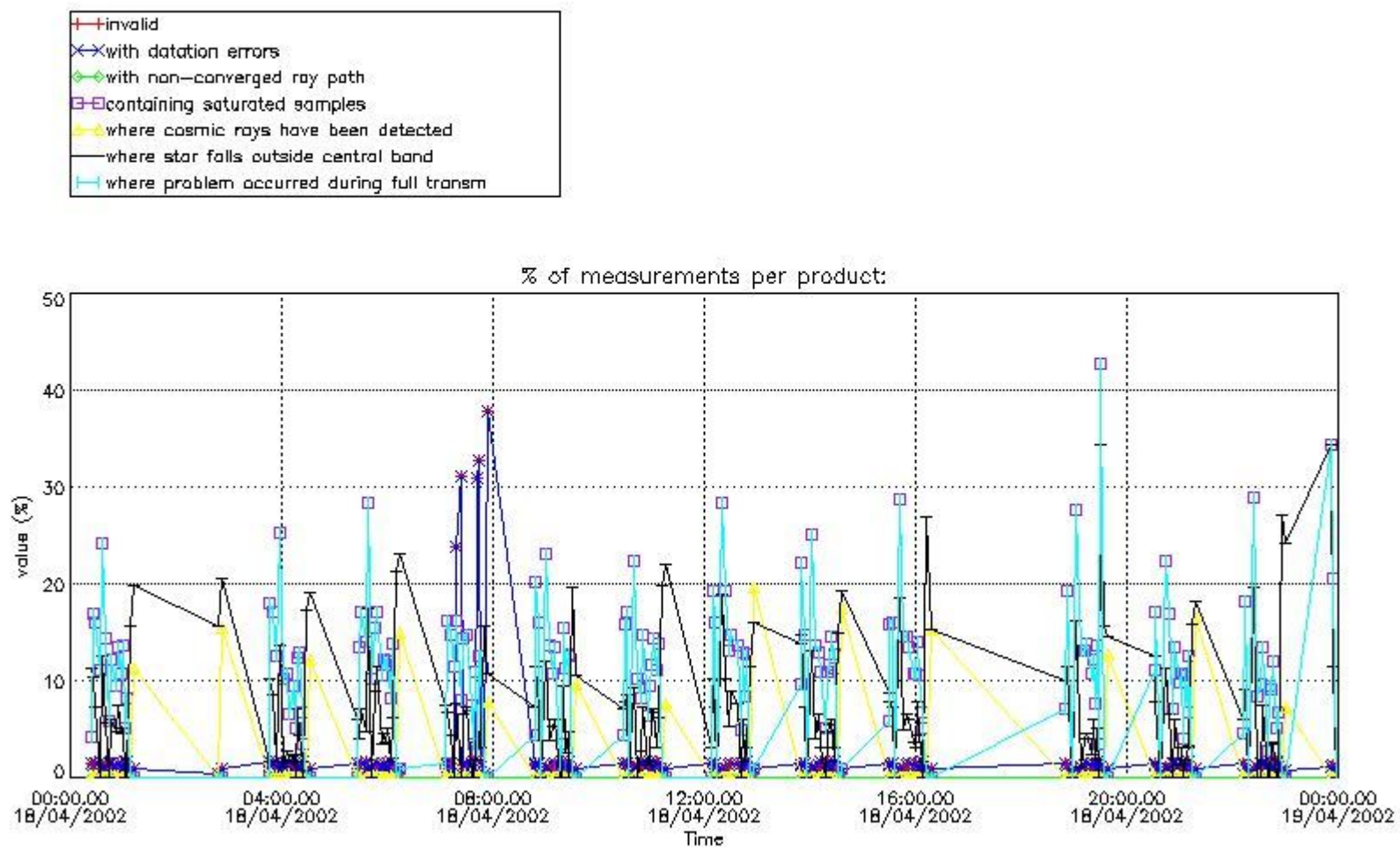
In this section it is plotted some information contained in the Quality Summary data set of the level 2 products that comes from the level 1b processing. Products without errors (error flag in the MPH set to "0") are used.

##### 4.1 Plot quality information per product (time dependant) coming from level 1b processing

###### 4.1.1 Plot level 1 quality information per product (time dependant): ENVISAT ASCENDING passes

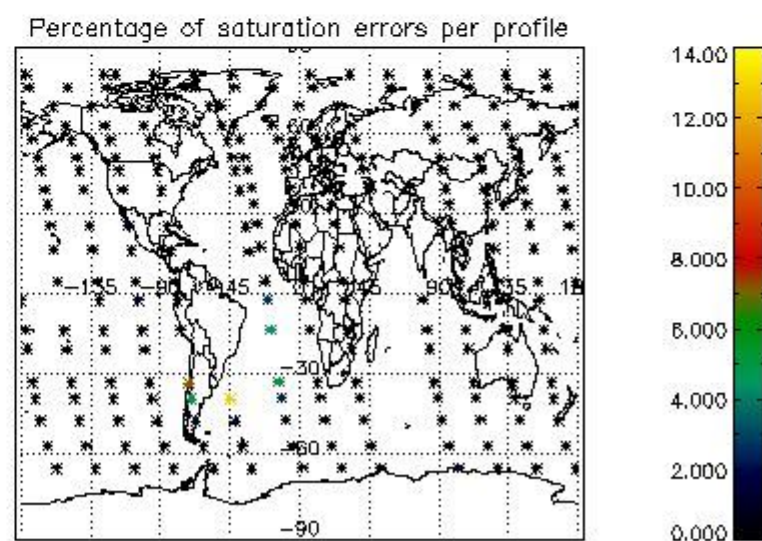
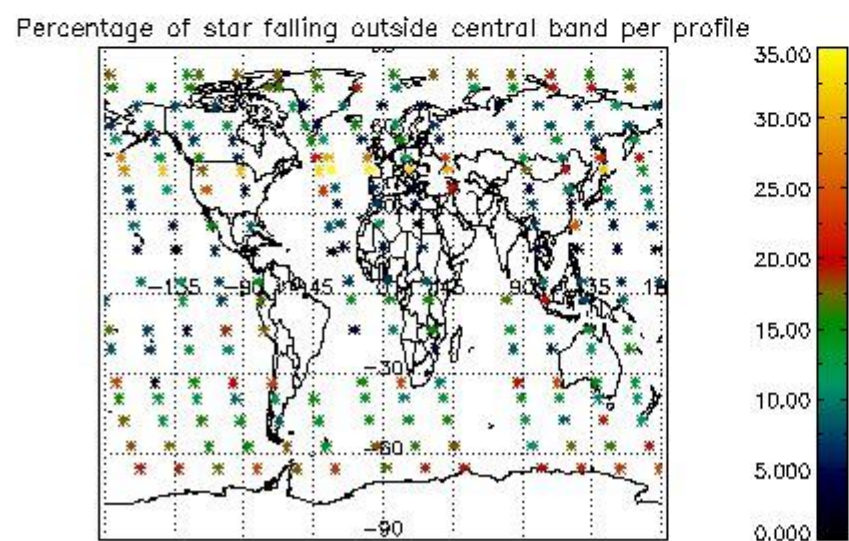
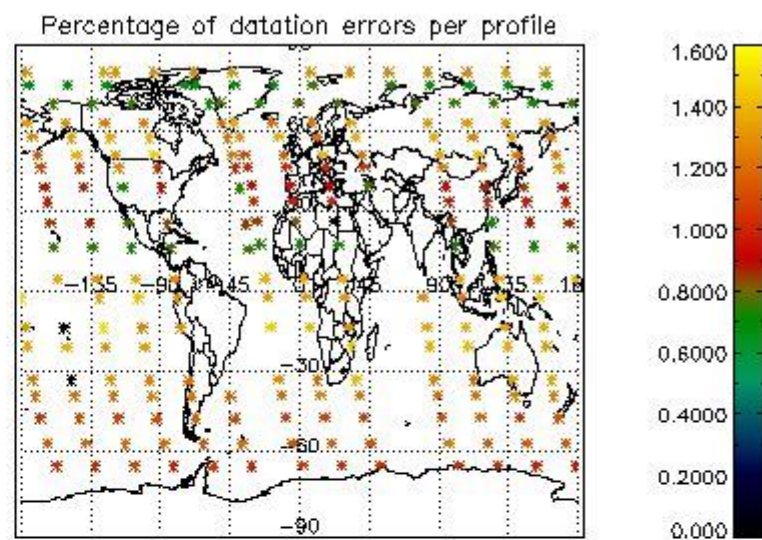
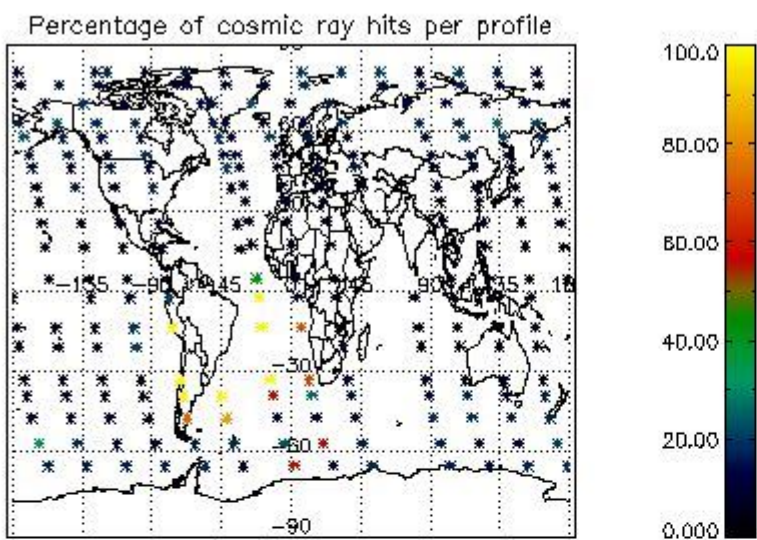


4.1.2 Plot level 1 quality information per product (time dependant): ENVI SAT DESCENDING passes

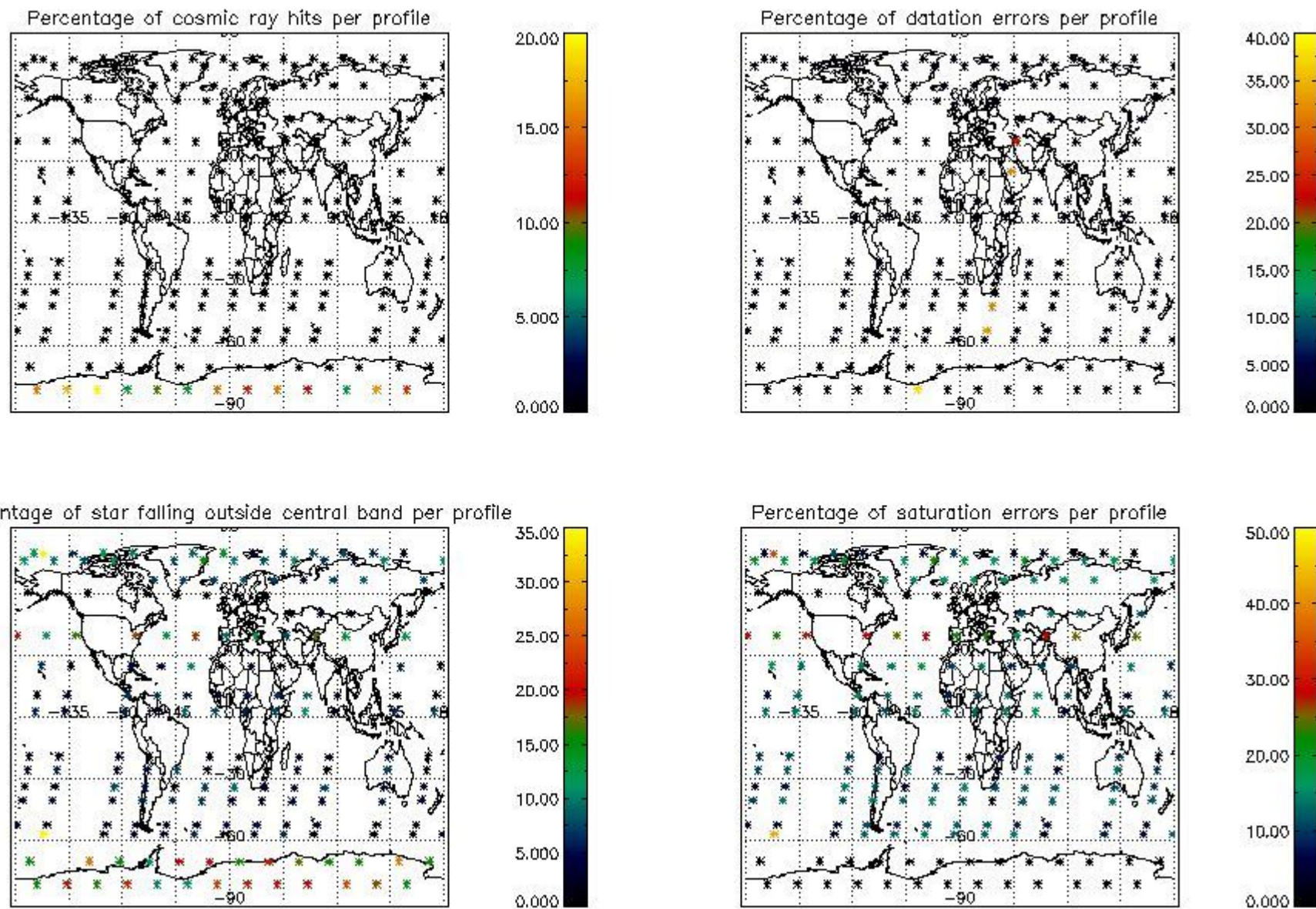


*4.2 Plot quality information per product coming from level 1b processing (world map)*

*4.2.1 Plot level 1 quality information per product (world map): ENVISAT ASCENDING passes*



4.2.2 Plot level 1 quality information per product (world map): ENVISAT DESCENDING passes



## 5. Trace gas profiles

### 5.1 Ozone statistics based on quality of products

The final quality of the products can be "measured" using the STD (Standard Deviation) attached to every point profile. This information is written to the parameter GOM\_NL\_\_2P/NL\_LOCAL\_SPECIES\_DENSITY/o3\_std of the level 2 products. The table below shows the statistics for given STD ranges.

The statistics are given with respect to the overall valid production:

- Products without fatal errors: GOM\_NL\_\_2P/MPH/PRODUCT\_ERR=0
- Valid point profile: GOM\_NL\_\_2P/NL\_LOCAL\_SPECIES\_DENSITY/pcd(0)=0

The 'Criteria' is applied to valid points of dark limb products:

- Products in dark limb illumination condition: GOM\_NL\_\_2P/NL\_SUMMARY\_QUALITY/obs\_ill\_cond=0
- Products without fatal errors: GOM\_NL\_\_2P/MPH/PRODUCT\_ERR=0
- Valid point profile: GOM\_NL\_\_2P/NL\_LOCAL\_SPECIES\_DENSITY/pcd(0)=0

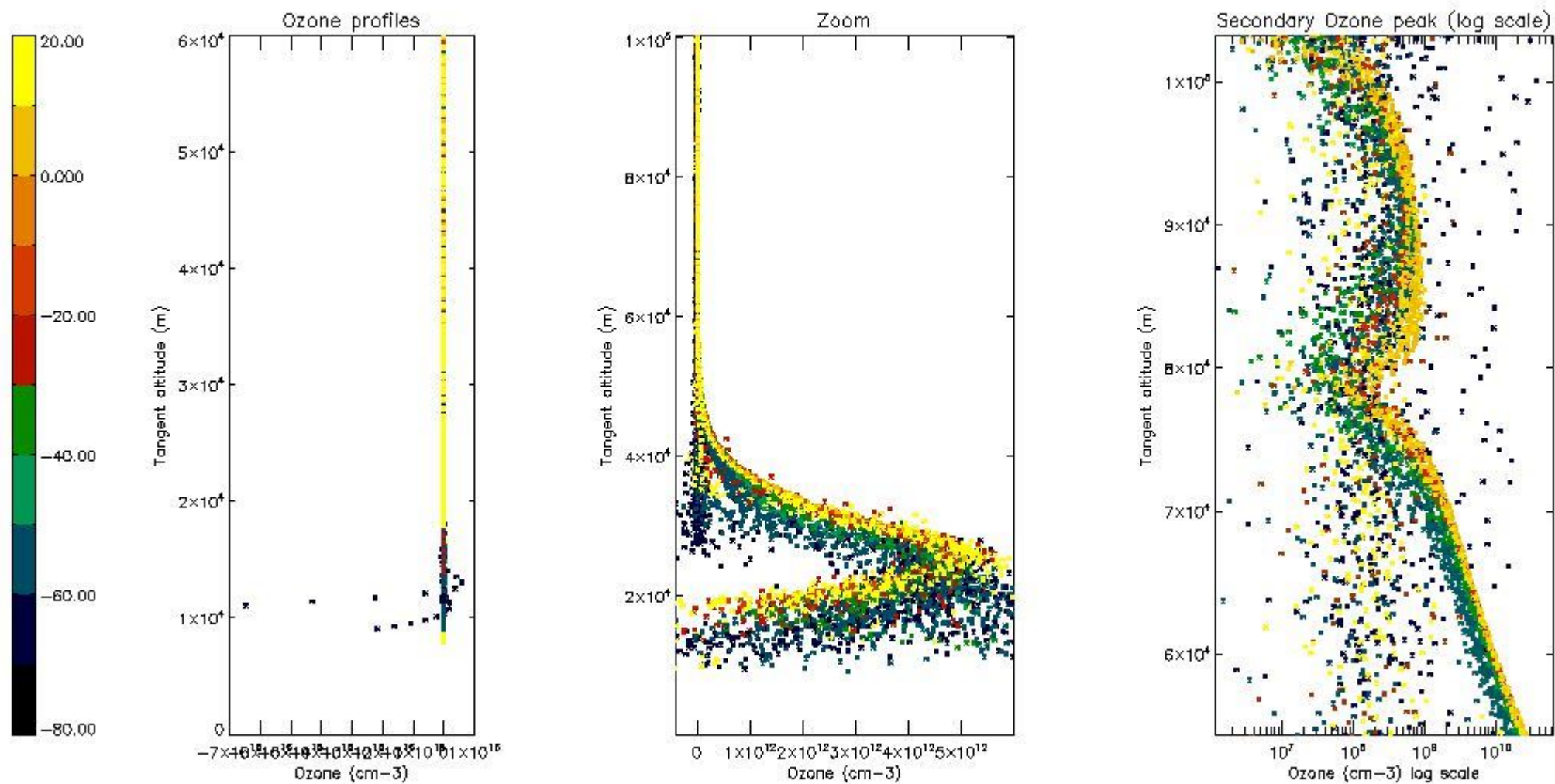
So, the table below shows the percentage of dark limb and valid observations for each criteria with respect to the overall valid daily observations.

Criteria	% of total production
All STD	30
STD < 20	17

STD < 10	15
STD < 5	10

5.2 Plot ozone profiles for all STD (dark without errors)

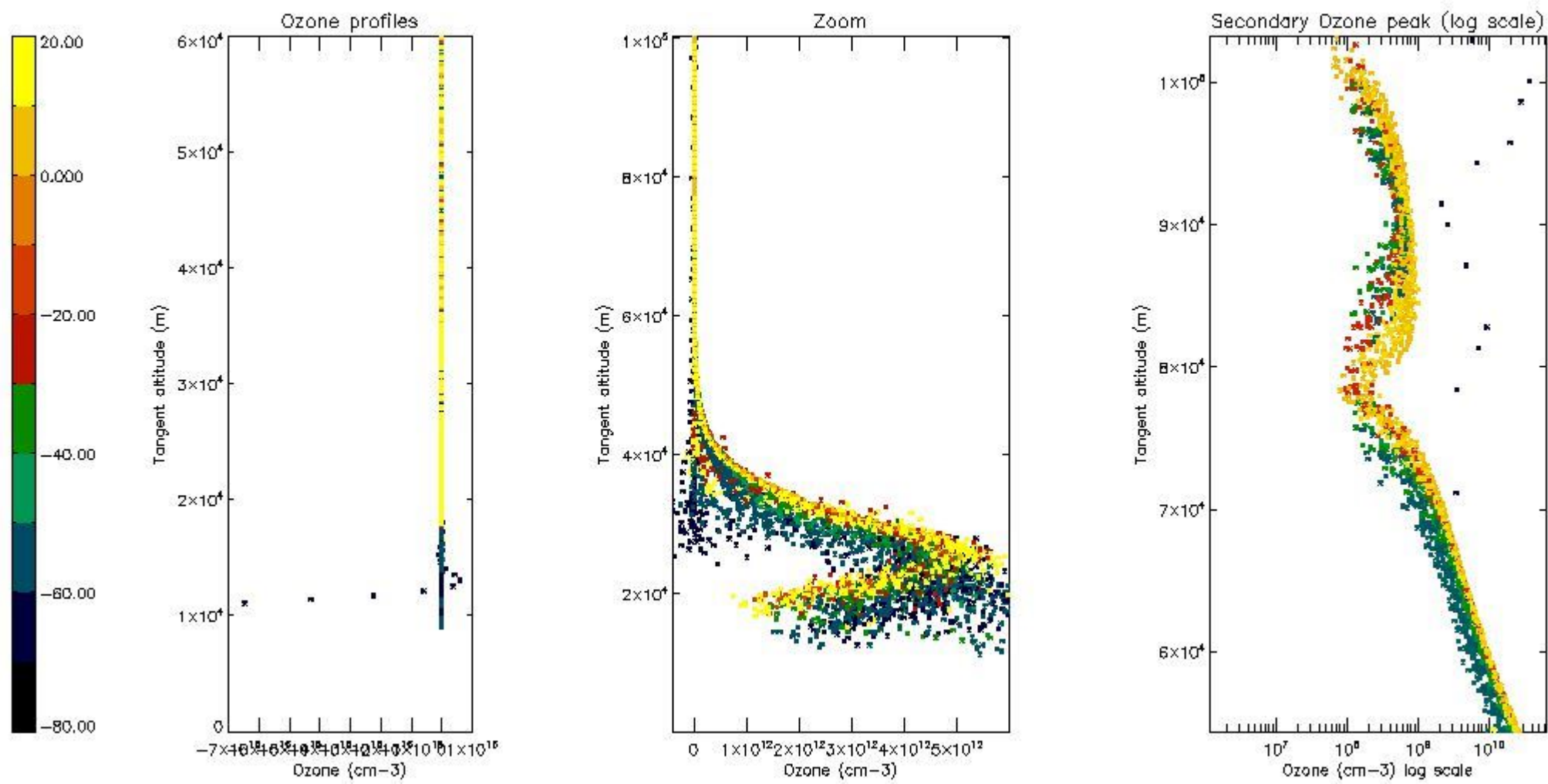
The colorbar represents the latitude.



5.3 Plot ozone profiles where STD < 20% (dark without errors)

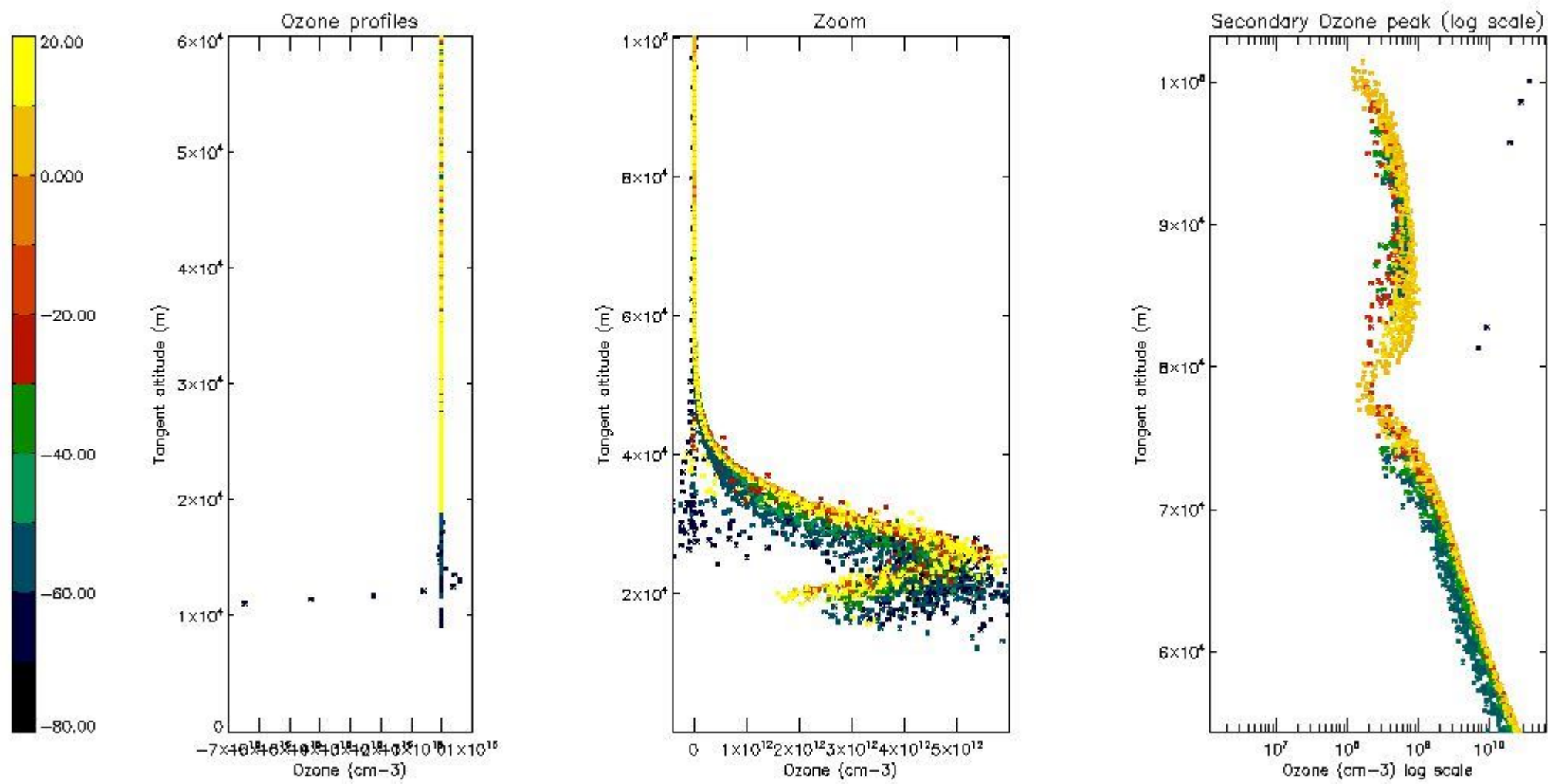
The colorbar represents the latitude.





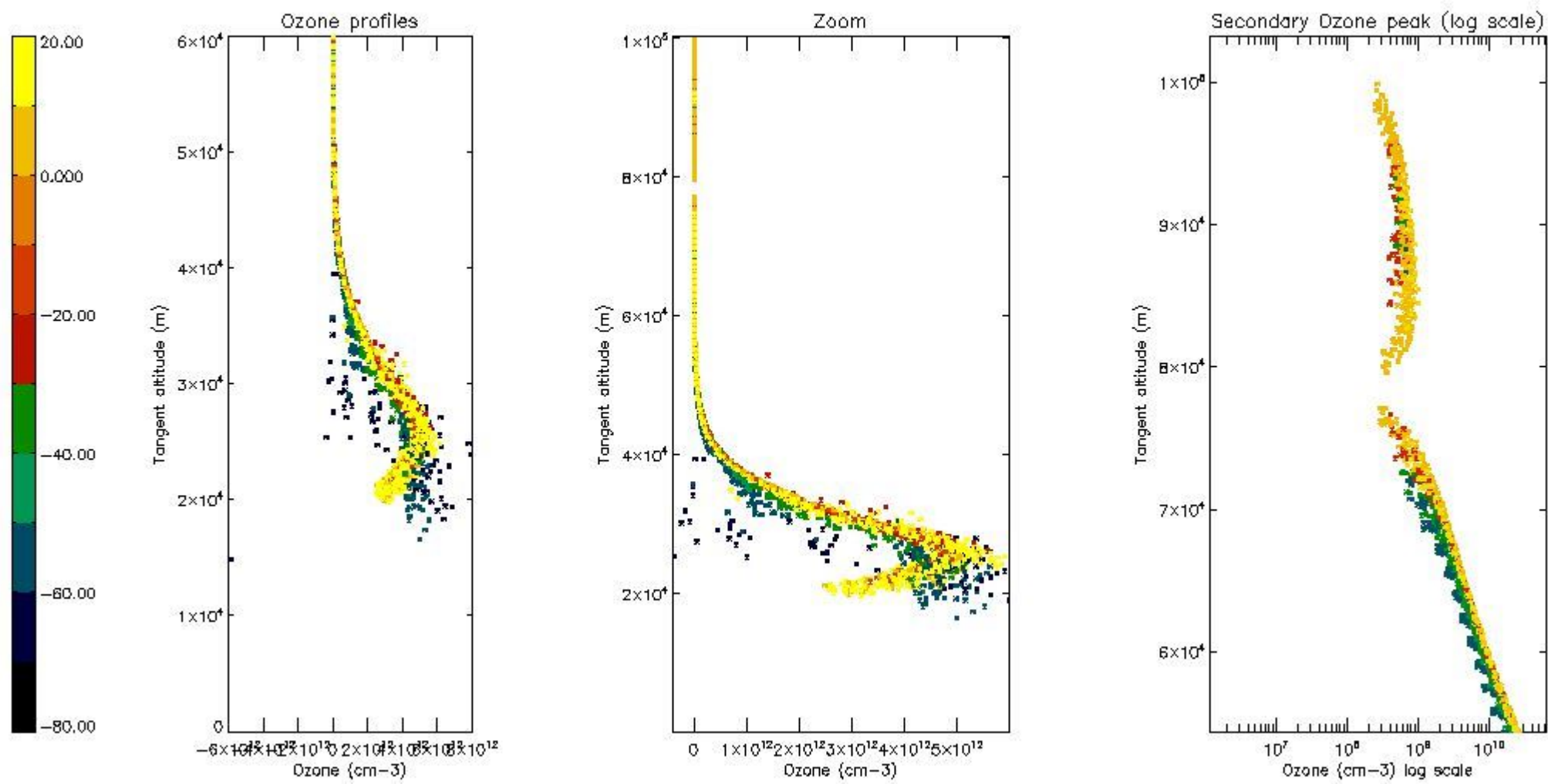
*5.4 Plot ozone profiles where STD < 10% (dark without errors)*

The colorbar represents the latitude.



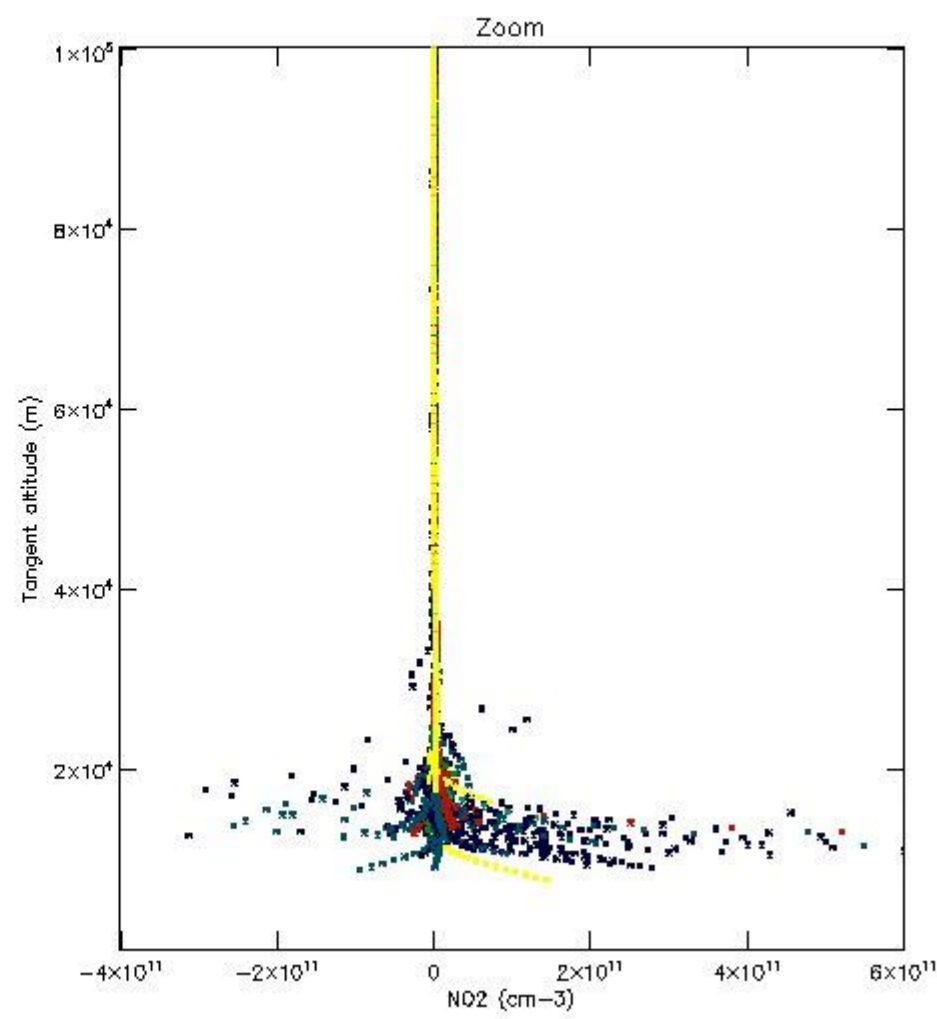
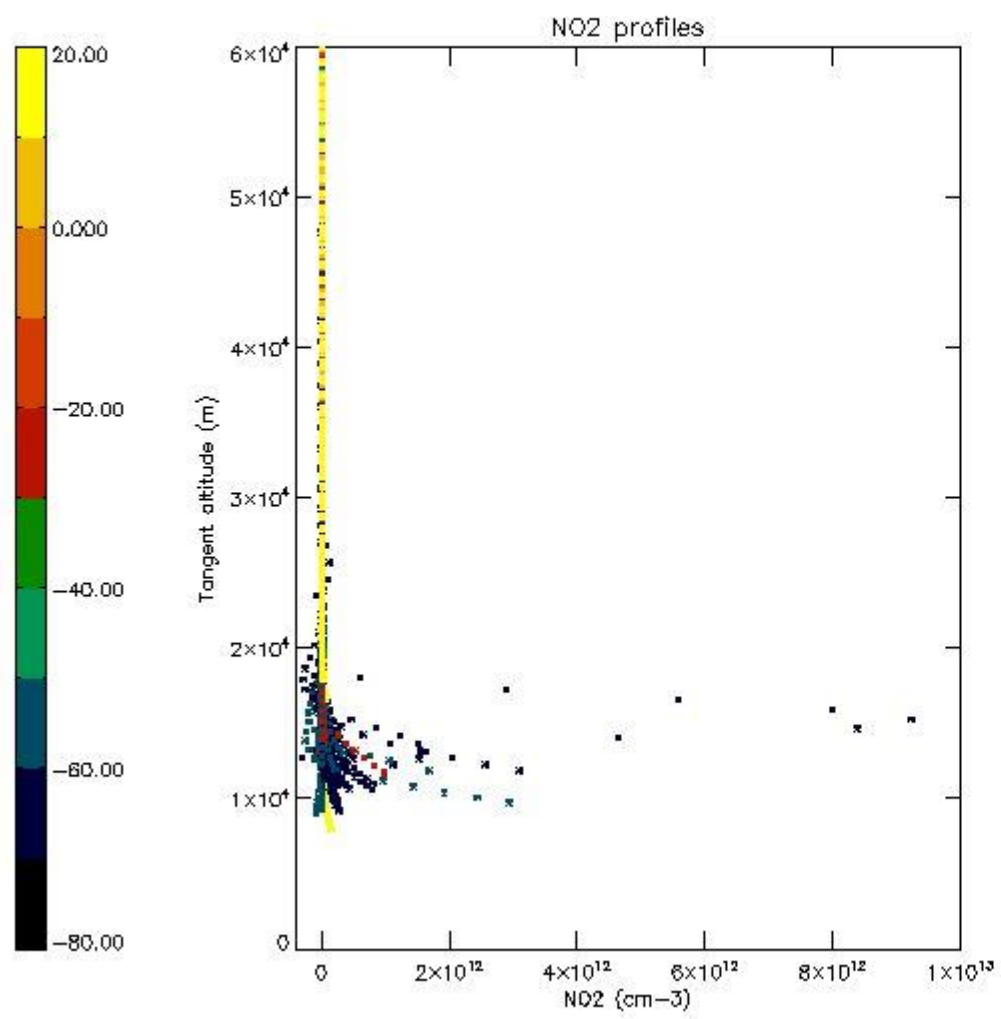
*5.5 Plot ozone profiles where STD < 5% (dark without errors)*

The colorbar represents the latitude.



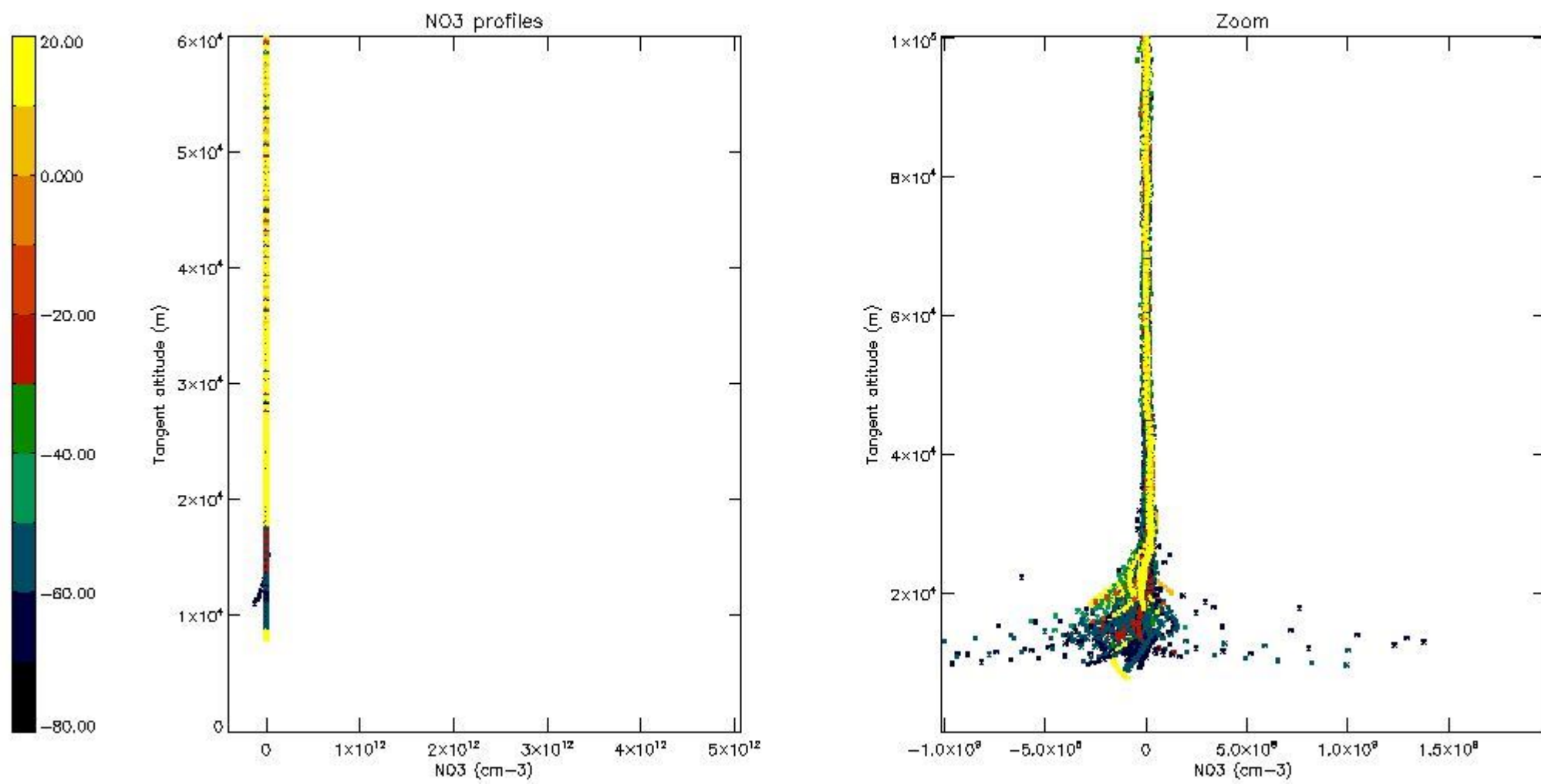
*5.6 Plot NO<sub>2</sub> profiles for all STD (dark without errors)*

The colorbar represents the latitude.



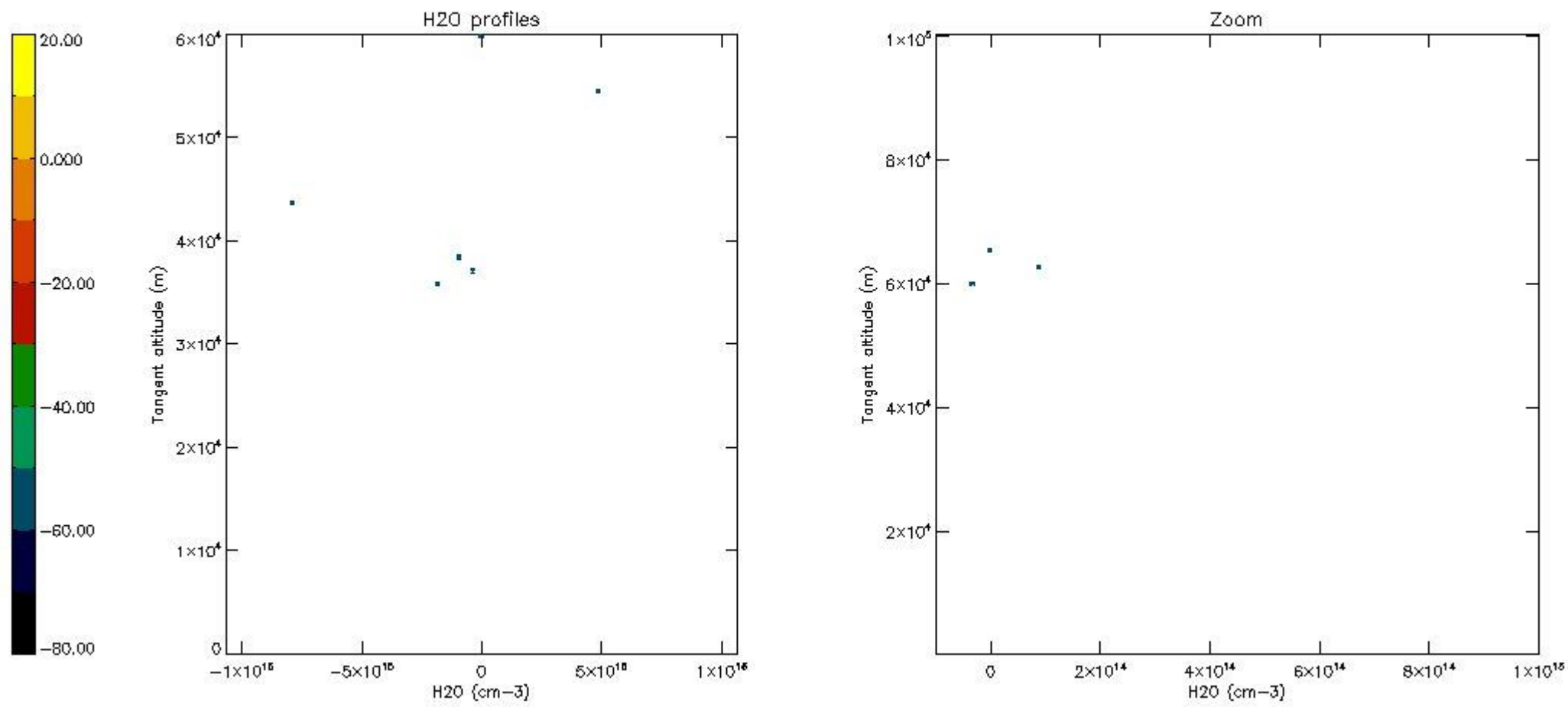
*5.7 Plot NO3 profiles for all STD (dark without errors)*

The colorbar represents the latitude.



*5.8 Plot H2O profiles for all STD (only for occultations of stars 1,2,3,4,13,14,16,26,63 dark without errors)*

The colorbar represents the latitude.



## 6. Auxiliary Data Files used for the production reported in section 2

The number reported in the third column indicates since which file (see list in section 2) the corresponding auxiliary file has been used. The fourth column is the date of those product files.

Type	Auxiliary Filename	Used since product	Used since product date
INST_PHYS_CHARACTERISTICS	GOM_INS_AXNIEC20050627_150440_20020301_000000_20100101_000000	1	18-APR-2002 00:01:43
LEVEL-2_PROC_CONFIG	GOM_PR2_AXVIEC20091111_152718_20020301_000000_20500101_000000	1	18-APR-2002 00:01:43
CROSS_SECTIONS_FILE	GOM_CRS_AXVIEC20091111_154832_20020301_000000_20500101_000000	1	18-APR-2002 00:01:43

# GOMOS Level 2 Daily Report

## SUMMARY

### [1. General Info](#)

### [2. Summary of processed GOM\\_NL\\_2P products](#)

### [3. Level 2 Quality information per product](#)

#### [3.1 Plot of level 2 quality information per product \(time dependant\)](#)

#### [3.2 Plot of level 2 quality information per product \(world map\)](#)

### [4. Level 1 Quality information per product \(stored on level 2 products\)](#)

#### [4.1 Plot of level 1 quality information per product \(time dependant\)](#)

##### [4.1.1 Plot of level 1 quality information per product \(time dependant\): ASCENDING](#)

##### [4.1.2 Plot of level 1 quality information per product \(time dependant\): DESCENDING](#)

#### [4.2 Plot of level 1 quality information per product \(world map\)](#)

##### [4.2.1 Plot of level 1 quality information per product \(world map\): ASCENDING](#)

##### [4.2.2 Plot of level 1 quality information per product \(world map\): DESCENDING](#)

### [5. Ozone profiles based on quality statistics and other trace gas profiles](#)

#### [5.1 Ozone statistics based on quality of products](#)

#### [5.2 Plot ozone profiles for all STD \(dark without errors\)](#)

#### [5.3 Plot ozone profiles where STD < 20% \(dark without errors\)](#)

#### [5.4. Plot ozone profiles where STD < 10% \(dark without errors\)](#)

#### [5.5. Plot ozone profiles where STD < 5% \(dark without errors\)](#)

#### [5.6 Plot NO2 profiles for all STD \(dark without errors\)](#)

#### [5.7 Plot NO3 profiles for all STD \(dark without errors\)](#)

#### [5.8 Plot H2O profiles \(only for occultations of stars 1,2,3,4,13,14,16,26,63 dark without errors\) for all STD](#)

### [6. Auxiliary Data Files used for the production reported in section 2](#)

This report presents the daily analysis on parameters extracted from GOMOS level 2 data (GOM\_NL\_\_2P). It is intended to monitor some important parameters that will impact the quality of these products. A list of level 2 products (and content) that have arrived during the reporting day to the PCF is also given.

Item	Value
Time of report generation	17APR2013 17:27:01
Data source version	GOMOS/6.01
Start time of products	18-04-2002 (18APR2002 00:00:00)
Stop time of products	19-04-2002 (19APR2002 00:00:00)
Store outputs in DB	Yes
Nb of level 2 prods	438
Nb of prods with errors	2

## 2. Summary of processed GOM\_NL\_\_2P products.

Nr	Filename	UTC Start time	Limb	Duration	Star Id	Star Name	Star Mag	Star Temp	Nb Meas	Orbit	Prod. error
1	GOM_NL__2PRFIN20020418_000143_000000672005_00131_00686_0620.N1	18-APR-2002 00:01:43	Dark	67.000	57	34Sig Sgr	2.0660	26000.	134	686	No
2	GOM_NL__2PRFIN20020418_000417_000000582005_00131_00686_0621.N1	18-APR-2002 00:04:17	Dark	58.000	38	20Eps Sgr	1.8360	11000.	116	686	No
3	GOM_NL__2PRFIN20020418_000805_000000672005_00131_00686_0622.N1	18-APR-2002 00:08:05	Straylight	66.500	25	35Lam Sco	1.6200	28000.	133	686	No
4	GOM_NL__2PRFIN20020418_001014_000000502005_00131_00686_0623.N1	18-APR-2002 00:10:14	Straylight	50.000	4	Alp1Cen	-0.010000	5800.0	100	686	No
5	GOM_NL__2PRFIN20020418_001136_000000412005_00131_00686_0624.N1	18-APR-2002 00:11:36	Straylight	40.500	12	Alp1Cru	0.77500	30000.	81	686	No
6	GOM_NL__2PRFIN20020418_001327_000000422005_00131_00686_0625.N1	18-APR-2002 00:13:27	Straylight	41.500	78	Alp Lup	2.3040	28000.	83	686	No
7	GOM_NL__2PRFIN20020418_001503_000000412005_00131_00686_0626.N1	18-APR-2002 00:15:03	Straylight	41.000	81	Eta Cen	2.3560	28000.	82	686	No
8	GOM_NL__2PRFIN20020418_001713_000000722005_00131_00686_0627.N1	18-APR-2002 00:17:13	Straylight	71.500	156	20Sig Sco	2.9030	28000.	143	686	No
9	GOM_NL__2PRFIN20020418_001930_000000752005_00131_00686_0628.N1	18-APR-2002 00:19:30	Tw_i_and_stray	75.000	80	7Del Sco	2.3160	30000.	150	686	No
10	GOM_NL__2PRFIN20020418_002224_000000382005_00131_00686_0629.N1	18-APR-2002 00:22:24	Tw_i_and_stray	37.500	106	9Bet Crv	2.6480	5600.0	75	686	No
11	GOM_NL__2PRFIN20020418_002414_000000362005_00131_00686_0630.N1	18-APR-2002 00:24:14	Bright	35.500	100	4Gam Crv	2.5800	13100.	71	686	No
12	GOM_NL__2PRFIN20020418_002535_000000392005_00131_00686_0631.N1	18-APR-2002 00:25:35	Bright	38.500	15	67Alp Vir	0.97600	28000.	77	686	No
13	GOM_NL__2PRFIN20020418_002837_000000352005_00131_00686_0632.N1	18-APR-2002 00:28:37	Bright	34.500	121	29Gam Vir	2.7400	7200.0	69	686	No
14	GOM_NL__2PRFIN20020418_003323_000000322005_00131_00686_0633.N1	18-APR-2002 00:33:23	Bright	31.500	62	94Bet Leo	2.1360	9700.0	63	686	No
15	GOM_NL__2PRFIN20020418_003630_000000522005_00131_00686_0634.N1	18-APR-2002 00:36:30	Bright	51.500	3	16Alp Boo	-0.050000	4250.0	103	686	No
16	GOM_NL__2PRFIN20020418_004040_000000532005_00131_00686_0635.N1	18-APR-2002 00:40:40	Bright	52.500	83		2.3780	11000.	105	686	No
17	GOM_NL__2PRFIN20020418_004435_000000352005_00131_00686_0636.N1	18-APR-2002 00:44:35	Bright	34.500	39	85Eta UMa	1.8540	24000.	69	686	No
18	GOM_NL__2PRFIN20020418_004644_000000332005_00131_00686_0637.N1	18-APR-2002 00:46:44	Bright	33.000	36	50Alp UMa	1.8000	6300.0	66	686	No
19	GOM_NL__2PRFIN20020418_005258_000000432005_00131_00686_0638.N1	18-APR-2002 00:52:58	Bright	42.500	119	14Eta Dra	2.7270	4700.0	85	686	No
20	GOM_NL__2PRFIN20020418_005443_000000342005_00131_00686_0639.N1	18-APR-2002 00:54:43	Bright	33.500	49	1Alp UMi	1.9900	6300.0	67	686	No
21	GOM_NL__2PRFIN20020418_005711_000000562005_00131_00686_0640.N1	18-APR-2002 00:57:11	Bright	55.500	130	23Bet Dra	2.7990	5800.0	111	686	No
22	GOM_NL__2PRFIN20020418_005902_000000592005_00131_00686_0641.N1	18-APR-2002 00:59:02	Bright	58.500	69	33Gam Dra	2.2310	3800.0	117	686	No
23	GOM_NL__2PRFIN20020418_010216_000000302005_00131_00686_0642.N1	18-APR-2002 01:02:16	Bright	29.500	76	27Gam Cas	2.3000	30000.	59	686	No
24	GOM_NL__2PRFIN20020418_010334_000000312005_00131_00686_0643.N1	18-APR-2002 01:03:34	Bright	30.500	68	18Alp Cas	2.2250	4500.0	61	686	No
25	GOM_NL__2PRFIN20020418_010738_000001152005_00131_00686_0644.N1	18-APR-2002 01:07:38	Bright	114.50	5	3Alp Lyr	0.033000	11000.	229	686	No
26	GOM_NL__2PRFIN20020418_011140_000000582005_00131_00686_0645.N1	18-APR-2002 01:11:40	Bright	58.000	92	53Eps Cyg	2.5000	4500.0	116	686	No
27	GOM_NL__2PRFIN20020418_011915_000000512005_00131_00686_0646.N1	18-APR-2002 01:19:15	Dark	50.500	61	8Eps Peg	2.1000	3900.0	101	686	No
28	GOM_NL__2PRFIN20020418_012143_000000422005_00131_00686_0647.N1	18-APR-2002 01:21:43	Dark	42.000	162	34Alp Aqr	2.9440	5350.0	84	686	No
29	GOM_NL__2PRFIN20020418_012427_000000462005_00131_00686_0648.N1	18-APR-2002 01:24:27	Dark	46.000	154	22Bet Aqr	2.8990	5700.0	92	686	No
30	GOM_NL__2PRFIN20020418_012648_000000432005_00131_00686_0649.N1	18-APR-2002 01:26:48	Dark	43.000	142	49Del Cap	2.8500	8900.0	86	686	No
31	GOM_NL__2PRFIN20020418_024813_000001152005_00132_00687_0620.N1	18-APR-2002 02:48:13	Bright	114.50	5	3Alp Lyr	0.033000	11000.	229	687	No
32	GOM_NL__2PRFIN20020418_025216_000000592005_00132_00687_0621.N1	18-APR-2002 02:52:16	Bright	58.500	92	53Eps Cyg	2.5000	4500.0	117	687	No
33	GOM_NL__2PRFIN20020418_025951_000000482005_00132_00687_0622.N1	18-APR-2002 02:59:51	Dark	47.500	61	8Eps Peg	2.1000	3900.0	95	687	No
34	GOM_NL__2PRFIN20020418_030219_000000442005_00132_00687_0623.N1	18-APR-2002 03:02:19	Dark	44.000	162	34Alp Aqr	2.9440	5350.0	88	687	No
35	GOM_NL__2PRFIN20020418_030504_000000432005_00132_00687_0624.N1	18-APR-2002 03:05:04	Dark	43.000	154	22Bet Aqr	2.8990	5700.0	86	687	No
36	GOM_NL__2PRFIN20020418_030725_000000412005_00132_00687_0625.N1	18-APR-2002 03:07:25	Dark	41.000	142	49Del Cap	2.8500	8900.0	82	687	No
37	GOM_NL__2PRFIN20020418_030907_000000422005_00132_00687_0626.N1	18-APR-2002 03:09:07	Dark	41.500	18	24Alp PsA	1.1660	9700.0	83	687	No
38	GOM_NL__2PRFIN20020418_031438_000000392005_00132_00687_0627.N1	18-APR-2002 03:14:38	Dark	39.000	31	Alp Gru	1.7340	15200.	78	687	No
39	GOM_NL__2PRFIN20020418_031746_000000392005_00132_00687_0628.N1	18-APR-2002 03:17:46	Dark	38.500	148	Alp Tuc	2.8780	4100.0	77	687	No
40	GOM_NL__2PRFIN20020418_031941_000000392005_00133_00688_0620.N1	18-APR-2002 03:19:41	Dark	39.000	45	Alp Pav	1.9400	26000.	78	688	No
41	GOM_NL__2PRFIN20020418_032259_000000662005_00133_00688_0621.N1	18-APR-2002 03:22:59	Dark	65.500	57	34Sig Sgr	2.0660	26000.	131	688	No
42	GOM_NL__2PRFIN20020418_032532_000000602005_00133_00688_0622.N1	18-APR-2002 03:25:32	Dark	59.500	38	20Eps Sgr	1.8360	11000.	119	688	No



43	GOM_NL__2PRFIN20020418_032920_000000542005_00133_00688_0623.N1	18-APR-2002 03:29:20	Straylight	54.000	25	35Lam Sco	1.6200	28000.	108	688	No
44	GOM_NL__2PRFIN20020418_033126_000000472005_00133_00688_0624.N1	18-APR-2002 03:31:26	Straylight	47.000	4	Alp1Cen	-0.010000	5800.0	94	688	No
45	GOM_NL__2PRFIN20020418_033248_000000342005_00133_00688_0625.N1	18-APR-2002 03:32:48	Straylight	34.000	12	Alp1Cru	0.77500	30000.	68	688	No
46	GOM_NL__2PRFIN20020418_033440_000000362005_00133_00688_0626.N1	18-APR-2002 03:34:40	Straylight	36.000	78	Alp Lup	2.3040	28000.	72	688	No
47	GOM_NL__2PRFIN20020418_033615_000000412005_00133_00688_0627.N1	18-APR-2002 03:36:15	Straylight	40.500	81	Eta Cen	2.3560	28000.	81	688	No
48	GOM_NL__2PRFIN20020418_033826_000000672005_00133_00688_0628.N1	18-APR-2002 03:38:26	Straylight	66.500	156	20Sig Sco	2.9030	28000.	133	688	No
49	GOM_NL__2PRFIN20020418_034043_000000732005_00133_00688_0629.N1	18-APR-2002 03:40:43	Tw_i_and_stray	72.500	80	7Del Sco	2.3160	30000.	145	688	No
50	GOM_NL__2PRFIN20020418_034337_000000392005_00133_00688_0630.N1	18-APR-2002 03:43:37	Tw_i_and_stray	39.000	106	9Bet Crv	2.6480	5600.0	78	688	No
51	GOM_NL__2PRFIN20020418_034526_000000322005_00133_00688_0631.N1	18-APR-2002 03:45:26	Bright	32.000	100	4Gam Crv	2.5800	13100.	64	688	No
52	GOM_NL__2PRFIN20020418_034647_000000392005_00133_00688_0632.N1	18-APR-2002 03:46:47	Bright	39.000	15	67Alp Vir	0.97600	28000.	78	688	No
53	GOM_NL__2PRFIN20020418_034949_000000352005_00133_00688_0633.N1	18-APR-2002 03:49:49	Bright	35.000	121	29Gam Vir	2.7400	7200.0	70	688	No
54	GOM_NL__2PRFIN20020418_035435_000000322005_00133_00688_0634.N1	18-APR-2002 03:54:35	Bright	32.000	62	94Bet Leo	2.1360	9700.0	64	688	No
55	GOM_NL__2PRFIN20020418_035741_000000522005_00133_00688_0635.N1	18-APR-2002 03:57:41	Bright	51.500	3	16Alp Boo	-0.050000	4250.0	103	688	No
56	GOM_NL__2PRFIN20020418_040150_000000502005_00133_00688_0636.N1	18-APR-2002 04:01:50	Bright	49.500	83		2.3780	11000.	99	688	No
57	GOM_NL__2PRFIN20020418_040546_000000372005_00133_00688_0637.N1	18-APR-2002 04:05:46	Bright	37.000	39	85Eta UMa	1.8540	24000.	74	688	No
58	GOM_NL__2PRFIN20020418_040756_000000312005_00133_00688_0638.N1	18-APR-2002 04:07:56	Bright	30.500	36	50Alp UMa	1.8000	6300.0	61	688	No
59	GOM_NL__2PRFIN20020418_041408_000000432005_00133_00688_0639.N1	18-APR-2002 04:14:08	Bright	42.500	119	14Eta Dra	2.7270	4700.0	85	688	No
60	GOM_NL__2PRFIN20020418_041555_000000302005_00133_00688_0640.N1	18-APR-2002 04:15:55	Bright	30.000	49	1Alp UMi	1.9900	6300.0	60	688	No
61	GOM_NL__2PRFIN20020418_041821_000000572005_00133_00688_0641.N1	18-APR-2002 04:18:21	Bright	56.500	130	23Bet Dra	2.7990	5800.0	113	688	No
62	GOM_NL__2PRFIN20020418_042012_000000592005_00133_00688_0642.N1	18-APR-2002 04:20:12	Bright	58.500	69	33Gam Dra	2.2310	3800.0	117	688	No
63	GOM_NL__2PRFIN20020418_042328_000000302005_00133_00688_0643.N1	18-APR-2002 04:23:28	Bright	30.000	76	27Gam Cas	2.3000	30000.	60	688	No
64	GOM_NL__2PRFIN20020418_042446_000000292005_00133_00688_0644.N1	18-APR-2002 04:24:46	Bright	29.000	68	18Alp Cas	2.2250	4500.0	58	688	No
65	GOM_NL__2PRFIN20020418_042849_000001162005_00133_00688_0645.N1	18-APR-2002 04:28:49	Bright	116.00	5	3Alp Lyr	0.033000	11000.	232	688	No
66	GOM_NL__2PRFIN20020418_043252_000000582005_00133_00688_0646.N1	18-APR-2002 04:32:52	Bright	57.500	92	53Eps Cyg	2.5000	4500.0	115	688	No
67	GOM_NL__2PRFIN20020418_044028_000000512005_00133_00688_0647.N1	18-APR-2002 04:40:28	Dark	51.000	61	8Eps Peg	2.1000	3900.0	102	688	No
68	GOM_NL__2PRFIN20020418_044255_000000422005_00133_00688_0648.N1	18-APR-2002 04:42:55	Dark	42.000	162	34Alp Aqr	2.9440	5350.0	84	688	No
69	GOM_NL__2PRFIN20020418_044541_000000462005_00133_00688_0649.N1	18-APR-2002 04:45:41	Dark	45.500	154	22Bet Aqr	2.8990	5700.0	91	688	No
70	GOM_NL__2PRFIN20020418_044801_000000402005_00133_00688_0650.N1	18-APR-2002 04:48:01	Dark	39.500	142	49Del Cap	2.8500	8900.0	79	688	No
71	GOM_NL__2PRFIN20020418_044943_000000402005_00133_00688_0651.N1	18-APR-2002 04:49:43	Dark	40.000	18	24Alp PsA	1.1660	9700.0	80	688	No
72	GOM_NL__2PRFIN20020418_045314_000000382005_00133_00688_0652.N1	18-APR-2002 04:53:14	Dark	37.500	172	Gam Gru	3.0030	13100.	75	688	No
73	GOM_NL__2PRFIN20020418_045514_000000402005_00133_00688_0653.N1	18-APR-2002 04:55:14	Dark	39.500	31	Alp Gru	1.7340	15200.	79	688	No
74	GOM_NL__2PRFIN20020418_045822_000000352005_00133_00688_0654.N1	18-APR-2002 04:58:22	Dark	34.500	148	Alp Tuc	2.8780	4100.0	69	688	No
75	GOM_NL__2PRFIN20020418_050018_000000372005_00134_00689_0620.N1	18-APR-2002 05:00:18	Dark	36.500	45	Alp Pav	1.9400	26000.	73	689	No
76	GOM_NL__2PRFIN20020418_050337_000000702005_00134_00689_0621.N1	18-APR-2002 05:03:37	Dark	69.500	57	34Sig Sgr	2.0660	26000.	139	689	No
77	GOM_NL__2PRFIN20020418_050610_000000652005_00134_00689_0622.N1	18-APR-2002 05:06:10	Dark	65.000	38	20Eps Sgr	1.8360	11000.	130	689	No
78	GOM_NL__2PRFIN20020418_050957_000000692005_00134_00689_0623.N1	18-APR-2002 05:09:57	Straylight	69.000	25	35Lam Sco	1.6200	28000.	138	689	No
79	GOM_NL__2PRFIN20020418_051203_000000402005_00134_00689_0624.N1	18-APR-2002 05:12:03	Straylight	39.500	4	Alp1Cen	-0.010000	5800.0	79	689	No
80	GOM_NL__2PRFIN20020418_051324_000000382005_00134_00689_0625.N1	18-APR-2002 05:13:24	Straylight	38.000	12	Alp1Cru	0.77500	30000.	76	689	No
81	GOM_NL__2PRFIN20020418_051516_000000372005_00134_00689_0626.N1	18-APR-2002 05:15:16	Straylight	37.000	78	Alp Lup	2.3040	28000.	74	689	No
82	GOM_NL__2PRFIN20020418_051652_000000402005_00134_00689_0627.N1	18-APR-2002 05:16:52	Straylight	40.000	81	Eta Cen	2.3560	28000.	80	689	No
83	GOM_NL__2PRFIN20020418_051902_000000672005_00134_00689_0628.N1	18-APR-2002 05:19:02	Straylight	67.000	156	20Sig Sco	2.9030	28000.	134	689	No
84	GOM_NL__2PRFIN20020418_052119_000000722005_00134_00689_0629.N1	18-APR-2002 05:21:19	Tw_i_and_stray	72.000	80	7Del Sco	2.3160	30000.	144	689	No
85	GOM_NL__2PRFIN20020418_052413_000000382005_00134_00689_0630.N1	18-APR-2002 05:24:13	Tw_i_and_stray	38.000	106	9Bet Crv	2.6480	5600.0	76	689	No
86	GOM_NL__2PRFIN20020418_052602_000000332005_00134_00689_0631.N1	18-APR-2002 05:26:02	Bright	33.000	100	4Gam Crv	2.5800	13100.	66	689	No
87	GOM_NL__2PRFIN20020418_052723_000000372005_00134_00689_0632.N1	18-APR-2002 05:27:23	Bright	37.000	15	67Alp Vir	0.97600	28000.	74	689	No
88	GOM_NL__2PRFIN20020418_053025_000000352005_00134_00689_0633.N1	18-APR-2002 05:30:25	Bright	35.000	121	29Gam Vir	2.7400	7200.0	70	689	No
89	GOM_NL__2PRFIN20020418_053511_000000322005_00134_00689_0634.N1	18-APR-2002 05:35:11	Bright	32.000	62	94Bet Leo	2.1360	9700.0	64	689	No
90	GOM_NL__2PRFIN20020418_053816_000000552005_00134_00689_0635.N1	18-APR-2002 05:38:16	Bright	54.500	3	16Alp Boo	-0.050000	4250.0	109	689	No
91	GOM_NL__2PRFIN20020418_054225_000000492005_00134_00689_0636.N1	18-APR-2002 05:42:25	Bright	49.000	83		2.3780	11000.	98	689	No
92	GOM_NL__2PRFIN20020418_054621_000000392005_00134_00689_0637.N1	18-APR-2002 05:46:21	Bright	39.000	39	85Eta UMa	1.8540	24000.	78	689	No
93	GOM_NL__2PRFIN20020418_054832_000000352005_00134_00689_0638.N1	18-APR-2002 05:48:32	Bright	35.000	36	50Alp UMa	1.8000	6300.0	70	689	No
94	GOM_NL__2PRFIN20020418_055443_000000432005_00134_00689_0639.N1	18-APR-2002 05:54:43	Bright	42.500	119	14Eta Dra	2.7270	4700.0	85	689	No
95	GOM_NL__2PRFIN20020418_055631_000000332005_00134_00689_0640.N1	18-APR-2002 05:56:31	Bright	33.000	49	1Alp UMi	1.9900	6300.0	66	689	No
96	GOM_NL__2PRFIN20020418_055856_000000562005_00134_00689_0641.N1	18-APR-2002 05:58:56	Bright	55.500	130	23Bet Dra	2.7990	5800.0	111	689	No
97	GOM_NL__2PRFIN20020418_060047_000000582005_00134_00689_0642.N1	18-APR-2002 06:00:47	Bright	58.000	69	33Gam Dra	2.2310	3800.0	116	689	No
98	GOM_NL__2PRFIN20020418_060404_000000312005_00134_00689_0643.N1	18-APR-2002 06:04:04	Bright	30.500	76	27Gam Cas	2.3000	30000.	61	689	No
99	GOM_NL__2PRFIN20020418_060522_000000332005_00134_00689_0644.N1	18-APR-2002 06:05:22	Bright	32.500	68	18Alp Cas	2.2250	4500.0	65	689	No
100	GOM_NL__2PRFIN20020418_060924_000001232005_00134_00689_0645.N1	18-APR-2002 06:09:24	Bright	122.50	5	3Alp Lyr	0.033000	11000.	245	689	No
101	GOM_NL__2PRFIN20020418_061328_000000612005_00134_00689_0646.N1	18-APR-2002 06:13:28	Bright	60.500	92	53Eps Cyg	2.5000	4500.0	121	689	No

102	GOM_NL__2PRFIN20020418_062104_000000472005_00134_00689_0647.N1	18-APR-2002 06:21:04	Dark	46.500	61	8Eps Peg	2.1000	3900.0	93	689	No
103	GOM_NL__2PRFIN20020418_062332_000000432005_00134_00689_0648.N1	18-APR-2002 06:23:32	Dark	42.500	162	34Alp Aqr	2.9440	5350.0	85	689	No
104	GOM_NL__2PRFIN20020418_062618_000000472005_00134_00689_0649.N1	18-APR-2002 06:26:18	Dark	46.500	154	22Bet Aqr	2.8990	5700.0	93	689	No
105	GOM_NL__2PRFIN20020418_062838_000000422005_00134_00689_0650.N1	18-APR-2002 06:28:38	Dark	42.000	142	49Del Cap	2.8500	8900.0	84	689	No
106	GOM_NL__2PRFIN20020418_063020_000000392005_00134_00689_0651.N1	18-APR-2002 06:30:20	Dark	38.500	18	24Alp PsA	1.1660	9700.0	77	689	No
107	GOM_NL__2PRFIN20020418_063351_000000392005_00134_00689_0652.N1	18-APR-2002 06:33:51	Dark	38.500	172	Gam Gru	3.0030	13100.	77	689	No
108	GOM_NL__2PRFIN20020418_063550_000000332005_00134_00689_0653.N1	18-APR-2002 06:35:50	Dark	33.000	31	Alp Gru	1.7340	15200.	66	689	No
109	GOM_NL__2PRFIN20020418_063859_000000372005_00134_00689_0654.N1	18-APR-2002 06:38:59	Dark	37.000	148	Alp Tuc	2.8780	4100.0	74	689	No
110	GOM_NL__2PRFIN20020418_064054_000000392005_00135_00690_0620.N1	18-APR-2002 06:40:54	Dark	38.500	45	Alp Pav	1.9400	26000.	77	690	No
111	GOM_NL__2PRFIN20020418_064415_000000682005_00135_00690_0621.N1	18-APR-2002 06:44:15	Dark	67.500	57	34Sig Sgr	2.0660	26000.	135	690	No
112	GOM_NL__2PRFIN20020418_064647_000000572005_00135_00690_0622.N1	18-APR-2002 06:46:47	Dark	57.000	38	20Eps Sgr	1.8360	11000.	114	690	No
113	GOM_NL__2PRFIN20020418_065034_000000582005_00135_00690_0623.N1	18-APR-2002 06:50:34	Straylight	57.500	25	35Lam Sco	1.6200	28000.	115	690	No
114	GOM_NL__2PRFIN20020418_065239_000000482005_00135_00690_0624.N1	18-APR-2002 06:52:39	Straylight	47.500	4	Alp1Cen	-0.010000	5800.0	95	690	No
115	GOM_NL__2PRFIN20020418_065400_000000362005_00135_00690_0625.N1	18-APR-2002 06:54:00	Straylight	36.000	12	Alp1Cru	0.77500	30000.	72	690	No
116	GOM_NL__2PRFIN20020418_065552_000000382005_00135_00690_0626.N1	18-APR-2002 06:55:52	Straylight	37.500	78	Alp Lup	2.3040	28000.	75	690	No
117	GOM_NL__2PRFIN20020418_065728_000000392005_00135_00690_0627.N1	18-APR-2002 06:57:28	Straylight	39.000	81	Eta Cen	2.3560	28000.	78	690	No
118	GOM_NL__2PRFIN20020418_065939_000000672005_00135_00690_0628.N1	18-APR-2002 06:59:39	Straylight	66.500	156	20Sig Sco	2.9030	28000.	133	690	No
119	GOM_NL__2PRFIN20020418_070156_000000732005_00135_00690_0629.N1	18-APR-2002 07:01:56	Tw_i_and_stray	72.500	80	7Del Sco	2.3160	30000.	145	690	No
120	GOM_NL__2PRFIN20020418_070449_000000382005_00135_00690_0630.N1	18-APR-2002 07:04:49	Tw_i_and_stray	37.500	106	9Bet Crv	2.6480	5600.0	75	690	No
121	GOM_NL__2PRFIN20020418_070638_000000342005_00135_00690_0631.N1	18-APR-2002 07:06:38	Bright	33.500	100	4Gam Crv	2.5800	13100.	67	690	No
122	GOM_NL__2PRFIN20020418_070759_000000372005_00135_00690_0632.N1	18-APR-2002 07:07:59	Bright	37.000	15	67Alp Vir	0.97600	28000.	74	690	No
123	GOM_NL__2PRFIN20020418_071101_000000342005_00135_00690_0633.N1	18-APR-2002 07:11:01	Bright	34.000	121	29Gam Vir	2.7400	7200.0	68	690	No
124	GOM_NL__2PRFIN20020418_071547_000000312005_00135_00690_0634.N1	18-APR-2002 07:15:47	Bright	30.500	62	94Bet Leo	2.1360	9700.0	61	690	No
125	GOM_NL__2PRFIN20020418_071851_000000532005_00135_00690_0635.N1	18-APR-2002 07:18:51	Bright	52.500	3	16Alp Boo	-0.050000	4250.0	105	690	No
126	GOM_NL__2PRFIN20020418_072300_000000502005_00135_00690_0636.N1	18-APR-2002 07:23:00	Bright	50.000	83		2.3780	11000.	100	690	No
127	GOM_NL__2PRFIN20020418_072657_000000392005_00135_00690_0637.N1	18-APR-2002 07:26:57	Bright	38.500	39	85Eta UMa	1.8540	24000.	77	690	No
128	GOM_NL__2PRFIN20020418_072908_000000342005_00135_00690_0638.N1	18-APR-2002 07:29:08	Bright	34.000	36	50Alp UMa	1.8000	6300.0	68	690	No
129	GOM_NL__2PRFIN20020418_073519_000000402005_00135_00690_0639.N1	18-APR-2002 07:35:19	Bright	40.000	119	14Eta Dra	2.7270	4700.0	80	690	No
130	GOM_NL__2PRFIN20020418_073707_000000292005_00135_00690_0640.N1	18-APR-2002 07:37:07	Bright	29.000	49	1Alp UMi	1.9900	6300.0	58	690	No
131	GOM_NL__2PRFIN20020418_073930_000000552005_00135_00690_0641.N1	18-APR-2002 07:39:30	Bright	55.000	130	23Bet Dra	2.7990	5800.0	110	690	No
132	GOM_NL__2PRFIN20020418_074122_000000572005_00135_00690_0642.N1	18-APR-2002 07:41:22	Bright	56.500	69	33Gam Dra	2.2310	3800.0	113	690	No
133	GOM_NL__2PRFIN20020418_074440_000000322005_00135_00690_0643.N1	18-APR-2002 07:44:40	Bright	32.000	76	27Gam Cas	2.3000	30000.	64	690	No
134	GOM_NL__2PRFIN20020418_074559_000000322005_00135_00690_0644.N1	18-APR-2002 07:45:59	Bright	32.000	68	18Alp Cas	2.2250	4500.0	64	690	No
135	GOM_NL__2PRFIN20020418_074959_000001152005_00135_00690_0645.N1	18-APR-2002 07:49:59	Bright	114.50	5	3Alp Lyr	0.033000	11000.	229	690	No
136	GOM_NL__2PRFIN20020418_075404_000000522005_00135_00690_0646.N1	18-APR-2002 07:54:04	Bright	51.500	92	53Eps Cyg	2.5000	4500.0	103	690	No
137	GOM_NL__2PRFIN20020418_080141_000000502005_00135_00690_0647.N1	18-APR-2002 08:01:41	Dark	49.500	61	8Eps Peg	2.1000	3900.0	99	690	No
138	GOM_NL__2PRFIN20020418_080408_000000432005_00135_00690_0648.N1	18-APR-2002 08:04:08	Dark	43.000	162	34Alp Aqr	2.9440	5350.0	86	690	No
139	GOM_NL__2PRFIN20020418_080654_000000462005_00135_00690_0649.N1	18-APR-2002 08:06:54	Dark	45.500	154	22Bet Aqr	2.8990	5700.0	91	690	No
140	GOM_NL__2PRFIN20020418_080915_000000422005_00135_00690_0650.N1	18-APR-2002 08:09:15	Dark	41.500	142	49Del Cap	2.8500	8900.0	83	690	No
141	GOM_NL__2PRFIN20020418_081056_000000242005_00135_00690_0651.N1	18-APR-2002 08:10:56	Dark	24.000	18	24Alp PsA	1.1660	9700.0	48	690	No
142	GOM_NL__2PRFIN20020418_081427_000000362005_00135_00690_0652.N1	18-APR-2002 08:14:27	Dark	36.000	172	Gam Gru	3.0030	13100.	72	690	No
143	GOM_NL__2PRFIN20020418_081627_000000342005_00135_00690_0653.N1	18-APR-2002 08:16:27	Dark	34.000	31	Alp Gru	1.7340	15200.	68	690	No
144	GOM_NL__2PRFIN20020418_081935_000000372005_00135_00690_0654.N1	18-APR-2002 08:19:35	Dark	37.000	148	Alp Tuc	2.8780	4100.0	74	690	Yes
145	GOM_NL__2PRFIN20020418_082130_000000372005_00136_00691_0620.N1	18-APR-2002 08:21:30	Dark	37.000	45	Alp Pav	1.9400	26000.	74	691	No
146	GOM_NL__2PRFIN20020418_082453_000000672005_00136_00691_0621.N1	18-APR-2002 08:24:53	Dark	67.000	57	34Sig Sgr	2.0660	26000.	134	691	No
147	GOM_NL__2PRFIN20020418_082725_000000592005_00136_00691_0622.N1	18-APR-2002 08:27:25	Dark	59.000	38	20Eps Sgr	1.8360	11000.	118	691	No
148	GOM_NL__2PRFIN20020418_082935_000000512005_00136_00691_0623.N1	18-APR-2002 08:29:35	Dark	51.000	178	lot1Sco	3.0220	6550.0	102	691	No
149	GOM_NL__2PRFIN20020418_083111_000000572005_00136_00691_0624.N1	18-APR-2002 08:31:11	Straylight	56.500	25	35Lam Sco	1.6200	28000.	113	691	No
150	GOM_NL__2PRFIN20020418_083315_000000462005_00136_00691_0625.N1	18-APR-2002 08:33:15	Straylight	45.500	4	Alp1Cen	-0.010000	5800.0	91	691	No
151	GOM_NL__2PRFIN20020418_083436_000000442005_00136_00691_0626.N1	18-APR-2002 08:34:36	Straylight	44.000	12	Alp1Cru	0.77500	30000.	88	691	No
152	GOM_NL__2PRFIN20020418_083629_000000402005_00136_00691_0627.N1	18-APR-2002 08:36:29	Straylight	39.500	78	Alp Lup	2.3040	28000.	79	691	No
153	GOM_NL__2PRFIN20020418_083804_000000382005_00136_00691_0628.N1	18-APR-2002 08:38:04	Straylight	38.000	81	Eta Cen	2.3560	28000.	76	691	No
154	GOM_NL__2PRFIN20020418_084016_000000682005_00136_00691_0629.N1	18-APR-2002 08:40:16	Straylight	67.500	156	20Sig Sco	2.9030	28000.	135	691	No
155	GOM_NL__2PRFIN20020418_084232_000000732005_00136_00691_0630.N1	18-APR-2002 08:42:32	Tw_i_and_stray	73.000	80	7Del Sco	2.3160	30000.	146	691	No
156	GOM_NL__2PRFIN20020418_084525_000000402005_00136_00691_0631.N1	18-APR-2002 08:45:25	Tw_i_and_stray	39.500	106	9Bet Crv	2.6480	5600.0	79	691	No
157	GOM_NL__2PRFIN20020418_084714_000000342005_00136_00691_0632.N1	18-APR-2002 08:47:14	Bright	34.000	100	4Gam Crv	2.5800	13100.	68	691	No
158	GOM_NL__2PRFIN20020418_084835_000000402005_00136_00691_0633.N1	18-APR-2002 08:48:35	Bright	39.500	15	67Alp Vir	0.97600	28000.	79	691	No
159	GOM_NL__2PRFIN20020418_085137_000000352005_00136_00691_0634.N1	18-APR-2002 08:51:37	Bright	34.500	121	29Gam Vir	2.7400	7200.0	69	691	No
160	GOM_NL__2PRFIN20020418_085357_000001162005_00136_00691_0635.N1	18-APR-2002 08:53:57	Tw_i_and_stray	116.00	98	13Zet Oph	2.5710	30000.	232	691	No

161	GOM_NL__2PRFIN20020418_085926_000000502005_00136_00691_0636.N1	18-APR-2002 08:59:26	Bright	50.000	3	16Alp Boo	-0.050000	4250.0	100	691	No
162	GOM_NL__2PRFIN20020418_090335_000000522005_00136_00691_0637.N1	18-APR-2002 09:03:35	Bright	51.500	83		2.3780	11000.	103	691	No
163	GOM_NL__2PRFIN20020418_090732_000000382005_00136_00691_0638.N1	18-APR-2002 09:07:32	Bright	37.500	39	85Eta UMa	1.8540	24000.	75	691	No
164	GOM_NL__2PRFIN20020418_090944_000000342005_00136_00691_0639.N1	18-APR-2002 09:09:44	Bright	33.500	36	50Alp UMa	1.8000	6300.0	67	691	No
165	GOM_NL__2PRFIN20020418_091554_000000382005_00136_00691_0640.N1	18-APR-2002 09:15:54	Bright	38.000	119	14Eta Dra	2.7270	4700.0	76	691	No
166	GOM_NL__2PRFIN20020418_091743_000000292005_00136_00691_0641.N1	18-APR-2002 09:17:43	Bright	29.000	49	1Alp UMi	1.9900	6300.0	58	691	No
167	GOM_NL__2PRFIN20020418_092005_000000592005_00136_00691_0642.N1	18-APR-2002 09:20:05	Bright	58.500	130	23Bet Dra	2.7990	5800.0	117	691	No
168	GOM_NL__2PRFIN20020418_092156_000000582005_00136_00691_0643.N1	18-APR-2002 09:21:56	Bright	57.500	69	33Gam Dra	2.2310	3800.0	115	691	No
169	GOM_NL__2PRFIN20020418_092517_000000322005_00136_00691_0644.N1	18-APR-2002 09:25:17	Bright	32.000	76	27Gam Cas	2.3000	30000.	64	691	No
170	GOM_NL__2PRFIN20020418_092635_000000322005_00136_00691_0645.N1	18-APR-2002 09:26:35	Bright	31.500	68	18Alp Cas	2.2250	4500.0	63	691	No
171	GOM_NL__2PRFIN20020418_093034_000001202005_00136_00691_0646.N1	18-APR-2002 09:30:34	Bright	119.50	5	3Alp Lyr	0.033000	11000.	239	691	No
172	GOM_NL__2PRFIN20020418_093440_000000522005_00136_00691_0647.N1	18-APR-2002 09:34:40	Bright	52.000	92	53Eps Cyg	2.5000	4500.0	104	691	No
173	GOM_NL__2PRFIN20020418_094217_000000492005_00136_00691_0648.N1	18-APR-2002 09:42:17	Dark	48.500	61	8Eps Peg	2.1000	3900.0	97	691	No
174	GOM_NL__2PRFIN20020418_094445_000000442005_00136_00691_0649.N1	18-APR-2002 09:44:45	Dark	44.000	162	34Alp Aqr	2.9440	5350.0	88	691	No
175	GOM_NL__2PRFIN20020418_094731_000000482005_00136_00691_0650.N1	18-APR-2002 09:47:31	Dark	48.000	154	22Bet Aqr	2.8990	5700.0	96	691	No
176	GOM_NL__2PRFIN20020418_094951_000000422005_00136_00691_0651.N1	18-APR-2002 09:49:51	Dark	42.000	142	49Del Cap	2.8500	8900.0	84	691	No
177	GOM_NL__2PRFIN20020418_095132_000000412005_00136_00691_0652.N1	18-APR-2002 09:51:32	Dark	41.000	18	24Alp PsA	1.1660	9700.0	82	691	No
178	GOM_NL__2PRFIN20020418_095504_000000372005_00136_00691_0653.N1	18-APR-2002 09:55:04	Dark	36.500	172	Gam Gru	3.0030	13100.	73	691	No
179	GOM_NL__2PRFIN20020418_095703_000000392005_00136_00691_0654.N1	18-APR-2002 09:57:03	Dark	38.500	31	Alp Gru	1.7340	15200.	77	691	No
180	GOM_NL__2PRFIN20020418_100011_000000342005_00136_00691_0655.N1	18-APR-2002 10:00:11	Dark	34.000	148	Alp Tuc	2.8780	4100.0	68	691	No
181	GOM_NL__2PRFIN20020418_100207_000000362005_00137_00692_0620.N1	18-APR-2002 10:02:07	Dark	36.000	45	Alp Pav	1.9400	26000.	72	692	No
182	GOM_NL__2PRFIN20020418_100530_000000672005_00137_00692_0621.N1	18-APR-2002 10:05:30	Dark	67.000	57	34Sig Sgr	2.0660	26000.	134	692	No
183	GOM_NL__2PRFIN20020418_100802_000000582005_00137_00692_0622.N1	18-APR-2002 10:08:02	Dark	58.000	38	20Eps Sgr	1.8360	11000.	116	692	No
184	GOM_NL__2PRFIN20020418_101012_000000512005_00137_00692_0623.N1	18-APR-2002 10:10:12	Dark	51.000	178	lot1Sco	3.0220	6550.0	102	692	No
185	GOM_NL__2PRFIN20020418_101148_000000572005_00137_00692_0624.N1	18-APR-2002 10:11:48	Straylight	57.000	25	35Lam Sco	1.6200	28000.	114	692	No
186	GOM_NL__2PRFIN20020418_101351_000000392005_00137_00692_0625.N1	18-APR-2002 10:13:51	Straylight	38.500	4	Alp1Cen	-0.010000	5800.0	77	692	No
187	GOM_NL__2PRFIN20020418_101512_000000412005_00137_00692_0626.N1	18-APR-2002 10:15:12	Straylight	40.500	12	Alp1Cru	0.77500	30000.	81	692	No
188	GOM_NL__2PRFIN20020418_101705_000000402005_00137_00692_0627.N1	18-APR-2002 10:17:05	Straylight	40.000	78	Alp Lup	2.3040	28000.	80	692	No
189	GOM_NL__2PRFIN20020418_101841_000000392005_00137_00692_0628.N1	18-APR-2002 10:18:41	Straylight	38.500	81	Eta Cen	2.3560	28000.	77	692	No
190	GOM_NL__2PRFIN20020418_102052_000000702005_00137_00692_0629.N1	18-APR-2002 10:20:52	Straylight	69.500	156	20Sig Sco	2.9030	28000.	139	692	No
191	GOM_NL__2PRFIN20020418_102308_000000742005_00137_00692_0630.N1	18-APR-2002 10:23:08	Twi_and_stray	74.000	80	7Del Sco	2.3160	30000.	148	692	No
192	GOM_NL__2PRFIN20020418_102601_000000402005_00137_00692_0631.N1	18-APR-2002 10:26:01	Twi_and_stray	39.500	106	9Bet Crv	2.6480	5600.0	79	692	No
193	GOM_NL__2PRFIN20020418_102749_000000352005_00137_00692_0632.N1	18-APR-2002 10:27:49	Bright	35.000	100	4Gam Crv	2.5800	13100.	70	692	No
194	GOM_NL__2PRFIN20020418_102910_000000382005_00137_00692_0633.N1	18-APR-2002 10:29:10	Bright	38.000	15	67Alp Vir	0.97600	28000.	76	692	No
195	GOM_NL__2PRFIN20020418_103212_000000352005_00137_00692_0634.N1	18-APR-2002 10:32:12	Bright	35.000	121	29Gam Vir	2.7400	7200.0	70	692	No
196	GOM_NL__2PRFIN20020418_103428_000001162005_00137_00692_0635.N1	18-APR-2002 10:34:28	Twi_and_stray	116.00	98	13Zet Oph	2.5710	30000.	232	692	No
197	GOM_NL__2PRFIN20020418_104002_000000492005_00137_00692_0636.N1	18-APR-2002 10:40:02	Bright	49.000	3	16Alp Boo	-0.050000	4250.0	98	692	No
198	GOM_NL__2PRFIN20020418_104409_000000492005_00137_00692_0637.N1	18-APR-2002 10:44:09	Bright	49.000	83		2.3780	11000.	98	692	No
199	GOM_NL__2PRFIN20020418_104807_000000372005_00137_00692_0638.N1	18-APR-2002 10:48:07	Bright	36.500	39	85Eta UMa	1.8540	24000.	73	692	No
200	GOM_NL__2PRFIN20020418_105020_000000342005_00137_00692_0639.N1	18-APR-2002 10:50:20	Bright	34.000	36	50Alp UMa	1.8000	6300.0	68	692	No
201	GOM_NL__2PRFIN20020418_105629_000000402005_00137_00692_0640.N1	18-APR-2002 10:56:29	Bright	39.500	119	14Eta Dra	2.7270	4700.0	79	692	No
202	GOM_NL__2PRFIN20020418_105819_000000322005_00137_00692_0641.N1	18-APR-2002 10:58:19	Bright	31.500	49	1Alp UMi	1.9900	6300.0	63	692	No
203	GOM_NL__2PRFIN20020418_110040_000000562005_00137_00692_0642.N1	18-APR-2002 11:00:40	Bright	56.000	130	23Bet Dra	2.7990	5800.0	112	692	No
204	GOM_NL__2PRFIN20020418_110231_000000602005_00137_00692_0643.N1	18-APR-2002 11:02:31	Bright	59.500	69	33Gam Dra	2.2310	3800.0	119	692	No
205	GOM_NL__2PRFIN20020418_110553_000000322005_00137_00692_0644.N1	18-APR-2002 11:05:53	Bright	31.500	76	27Gam Cas	2.3000	30000.	63	692	No
206	GOM_NL__2PRFIN20020418_110711_000000332005_00137_00692_0645.N1	18-APR-2002 11:07:11	Bright	32.500	68	18Alp Cas	2.2250	4500.0	65	692	No
207	GOM_NL__2PRFIN20020418_111109_000001212005_00137_00692_0646.N1	18-APR-2002 11:11:09	Bright	121.00	5	3Alp Lyr	0.033000	11000.	242	692	No
208	GOM_NL__2PRFIN20020418_111516_000000592005_00137_00692_0647.N1	18-APR-2002 11:15:16	Bright	59.000	92	53Eps Cyg	2.5000	4500.0	118	692	No
209	GOM_NL__2PRFIN20020418_112254_000000522005_00137_00692_0648.N1	18-APR-2002 11:22:54	Dark	52.000	61	8Eps Peg	2.1000	3900.0	104	692	No
210	GOM_NL__2PRFIN20020418_112521_000000452005_00137_00692_0649.N1	18-APR-2002 11:25:21	Dark	44.500	162	34Alp Aqr	2.9440	5350.0	89	692	No
211	GOM_NL__2PRFIN20020418_112807_000000452005_00137_00692_0650.N1	18-APR-2002 11:28:07	Dark	44.500	154	22Bet Aqr	2.8990	5700.0	89	692	No
212	GOM_NL__2PRFIN20020418_113027_000000412005_00137_00692_0651.N1	18-APR-2002 11:30:27	Dark	40.500	142	49Del Cap	2.8500	8900.0	81	692	No
213	GOM_NL__2PRFIN20020418_113208_000000372005_00137_00692_0652.N1	18-APR-2002 11:32:08	Dark	37.000	18	24Alp PsA	1.1660	9700.0	74	692	No
214	GOM_NL__2PRFIN20020418_113540_000000382005_00137_00692_0653.N1	18-APR-2002 11:35:40	Dark	38.000	172	Gam Gru	3.0030	13100.	76	692	No
215	GOM_NL__2PRFIN20020418_113739_000000372005_00137_00692_0654.N1	18-APR-2002 11:37:39	Dark	37.000	31	Alp Gru	1.7340	15200.	74	692	No
216	GOM_NL__2PRFIN20020418_114047_000000342005_00137_00692_0655.N1	18-APR-2002 11:40:47	Dark	34.000	148	Alp Tuc	2.8780	4100.0	68	692	No
217	GOM_NL__2PRFIN20020418_114243_000000362005_00138_00693_0621.N1	18-APR-2002 11:42:43	Dark	36.000	45	Alp Pav	1.9400	26000.	72	693	No
218	GOM_NL__2PRFIN20020418_114608_000000692005_00138_00693_0622.N1	18-APR-2002 11:46:08	Dark	68.500	57	34Sig Sgr	2.0660	26000.	137	693	No
219	GOM_NL__2PRFIN20020418_114839_000000572005_00138_00693_0623.N1	18-APR-2002 11:48:39	Dark	57.000	38	20Eps Sgr	1.8360	11000.	114	693	No

220	GOM_NL__2PRFIN20020418_115049_000000512005_00138_00693_0624.N1	18-APR-2002 11:50:49	Dark	51.000	178	lot1Sco	3.0220	6550.0	102	693	No
221	GOM_NL__2PRFIN20020418_115225_000000592005_00138_00693_0625.N1	18-APR-2002 11:52:25	Straylight	59.000	25	35Lam Sco	1.6200	28000.	118	693	No
222	GOM_NL__2PRFIN20020418_115427_000000482005_00138_00693_0626.N1	18-APR-2002 11:54:27	Straylight	48.000	4	Alp1Cen	-0.010000	5800.0	96	693	No
223	GOM_NL__2PRFIN20020418_115548_000000412005_00138_00693_0627.N1	18-APR-2002 11:55:48	Straylight	41.000	12	Alp1Cru	0.77500	30000.	82	693	No
224	GOM_NL__2PRFIN20020418_115741_000000372005_00138_00693_0628.N1	18-APR-2002 11:57:41	Straylight	37.000	78	Alp Lup	2.3040	28000.	74	693	No
225	GOM_NL__2PRFIN20020418_115917_000000392005_00138_00693_0629.N1	18-APR-2002 11:59:17	Straylight	39.000	81	Eta Cen	2.3560	28000.	78	693	No
226	GOM_NL__2PRFIN20020418_120129_000000662005_00138_00693_0630.N1	18-APR-2002 12:01:29	Straylight	65.500	156	20Sig Sco	2.9030	28000.	131	693	No
227	GOM_NL__2PRFIN20020418_120345_000000742005_00138_00693_0631.N1	18-APR-2002 12:03:45	Tw_i_and_stray	74.000	80	7Del Sco	2.3160	30000.	148	693	No
228	GOM_NL__2PRFIN20020418_120637_000000402005_00138_00693_0632.N1	18-APR-2002 12:06:37	Tw_i_and_stray	39.500	106	9Bet Crv	2.6480	5600.0	79	693	No
229	GOM_NL__2PRFIN20020418_120826_000000332005_00138_00693_0633.N1	18-APR-2002 12:08:26	Bright	32.500	100	4Gam Crv	2.5800	13100.	65	693	No
230	GOM_NL__2PRFIN20020418_120946_000000392005_00138_00693_0634.N1	18-APR-2002 12:09:46	Bright	39.000	15	67Alp Vir	0.97600	28000.	78	693	No
231	GOM_NL__2PRFIN20020418_121248_000000352005_00138_00693_0635.N1	18-APR-2002 12:12:48	Bright	34.500	121	29Gam Vir	2.7400	7200.0	69	693	No
232	GOM_NL__2PRFIN20020418_121458_000001162005_00138_00693_0636.N1	18-APR-2002 12:14:58	Tw_i_and_stray	116.00	98	13Zet Oph	2.5710	30000.	232	693	No
233	GOM_NL__2PRFIN20020418_122037_000000532005_00138_00693_0637.N1	18-APR-2002 12:20:37	Bright	53.000	3	16Alp Boo	-0.050000	4250.0	106	693	No
234	GOM_NL__2PRFIN20020418_122444_000000552005_00138_00693_0638.N1	18-APR-2002 12:24:44	Bright	54.500	83		2.3780	11000.	109	693	No
235	GOM_NL__2PRFIN20020418_122843_000000382005_00138_00693_0639.N1	18-APR-2002 12:28:43	Bright	38.000	39	85Eta UMa	1.8540	24000.	76	693	No
236	GOM_NL__2PRFIN20020418_123056_000000342005_00138_00693_0640.N1	18-APR-2002 12:30:56	Bright	34.000	36	50Alp UMa	1.8000	6300.0	68	693	No
237	GOM_NL__2PRFIN20020418_123855_000000332005_00138_00693_0641.N1	18-APR-2002 12:38:55	Bright	33.000	49	1Alp UMi	1.9900	6300.0	66	693	No
238	GOM_NL__2PRFIN20020418_124115_000000512005_00138_00693_0642.N1	18-APR-2002 12:41:15	Bright	50.500	130	23Bet Dra	2.7990	5800.0	101	693	No
239	GOM_NL__2PRFIN20020418_124306_000000592005_00138_00693_0643.N1	18-APR-2002 12:43:06	Bright	58.500	69	33Gam Dra	2.2310	3800.0	117	693	No
240	GOM_NL__2PRFIN20020418_124629_000000302005_00138_00693_0644.N1	18-APR-2002 12:46:29	Bright	30.000	76	27Gam Cas	2.3000	30000.	60	693	No
241	GOM_NL__2PRFIN20020418_124747_000000322005_00138_00693_0645.N1	18-APR-2002 12:47:47	Bright	31.500	68	18Alp Cas	2.2250	4500.0	63	693	No
242	GOM_NL__2PRFIN20020418_125144_000001092005_00138_00693_0646.N1	18-APR-2002 12:51:44	Bright	109.00	5	3Alp Lyr	0.033000	11000.	218	693	No
243	GOM_NL__2PRFIN20020418_125552_000000562005_00138_00693_0647.N1	18-APR-2002 12:55:52	Bright	56.000	92	53Eps Cyg	2.5000	4500.0	112	693	No
244	GOM_NL__2PRFIN20020418_130330_000000512005_00138_00693_0648.N1	18-APR-2002 13:03:30	Dark	50.500	61	8Eps Peg	2.1000	3900.0	101	693	No
245	GOM_NL__2PRFIN20020418_130557_000000432005_00138_00693_0649.N1	18-APR-2002 13:05:57	Dark	43.000	162	34Alp Aqr	2.9440	5350.0	86	693	No
246	GOM_NL__2PRFIN20020418_130844_000000492005_00138_00693_0650.N1	18-APR-2002 13:08:44	Dark	49.000	154	22Bet Aqr	2.8990	5700.0	98	693	No
247	GOM_NL__2PRFIN20020418_131104_000000412005_00138_00693_0651.N1	18-APR-2002 13:11:04	Dark	40.500	142	49Del Cap	2.8500	8900.0	81	693	No
248	GOM_NL__2PRFIN20020418_131244_000000382005_00138_00693_0652.N1	18-APR-2002 13:12:44	Dark	37.500	18	24Alp PsA	1.1660	9700.0	75	693	No
249	GOM_NL__2PRFIN20020418_131617_000000372005_00138_00693_0653.N1	18-APR-2002 13:16:17	Dark	36.500	172	Gam Gru	3.0030	13100.	73	693	No
250	GOM_NL__2PRFIN20020418_131815_000000372005_00138_00693_0654.N1	18-APR-2002 13:18:15	Dark	37.000	31	Alp Gru	1.7340	15200.	74	693	No
251	GOM_NL__2PRFIN20020418_132123_000000342005_00138_00693_0655.N1	18-APR-2002 13:21:23	Dark	34.000	148	Alp Tuc	2.8780	4100.0	68	693	No
252	GOM_NL__2PRFIN20020418_132320_000000372005_00139_00694_0640.N1	18-APR-2002 13:23:20	Dark	37.000	45	Alp Pav	1.9400	26000.	74	694	No
253	GOM_NL__2PRFIN20020418_132646_000000672005_00139_00694_0641.N1	18-APR-2002 13:26:46	Dark	66.500	57	34Sig Sgr	2.0660	26000.	133	694	No
254	GOM_NL__2PRFIN20020418_132917_000000732005_00139_00694_0642.N1	18-APR-2002 13:29:17	Dark	72.500	38	20Eps Sgr	1.8360	11000.	145	694	No
255	GOM_NL__2PRFIN20020418_133126_000000502005_00139_00694_0643.N1	18-APR-2002 13:31:26	Dark	50.000	178	lot1Sco	3.0220	6550.0	100	694	No
256	GOM_NL__2PRFIN20020418_133302_000000582005_00139_00694_0644.N1	18-APR-2002 13:33:02	Straylight	57.500	25	35Lam Sco	1.6200	28000.	115	694	No
257	GOM_NL__2PRFIN20020418_133504_000000412005_00139_00694_0645.N1	18-APR-2002 13:35:04	Straylight	40.500	4	Alp1Cen	-0.010000	5800.0	81	694	No
258	GOM_NL__2PRFIN20020418_133624_000000362005_00139_00694_0646.N1	18-APR-2002 13:36:24	Straylight	35.500	12	Alp1Cru	0.77500	30000.	71	694	No
259	GOM_NL__2PRFIN20020418_133818_000000402005_00139_00694_0647.N1	18-APR-2002 13:38:18	Straylight	39.500	78	Alp Lup	2.3040	28000.	79	694	No
260	GOM_NL__2PRFIN20020418_133953_000000382005_00139_00694_0648.N1	18-APR-2002 13:39:53	Straylight	38.000	81	Eta Cen	2.3560	28000.	76	694	No
261	GOM_NL__2PRFIN20020418_134206_000000672005_00139_00694_0649.N1	18-APR-2002 13:42:06	Straylight	66.500	156	20Sig Sco	2.9030	28000.	133	694	No
262	GOM_NL__2PRFIN20020418_134421_000000722005_00139_00694_0650.N1	18-APR-2002 13:44:21	Tw_i_and_stray	71.500	80	7Del Sco	2.3160	30000.	143	694	No
263	GOM_NL__2PRFIN20020418_134713_000000392005_00139_00694_0651.N1	18-APR-2002 13:47:13	Tw_i_and_stray	39.000	106	9Bet Crv	2.6480	5600.0	78	694	No
264	GOM_NL__2PRFIN20020418_134902_000000362005_00139_00694_0652.N1	18-APR-2002 13:49:02	Bright	36.000	100	4Gam Crv	2.5800	13100.	72	694	No
265	GOM_NL__2PRFIN20020418_135022_000000412005_00139_00694_0653.N1	18-APR-2002 13:50:22	Bright	40.500	15	67Alp Vir	0.97600	28000.	81	694	No
266	GOM_NL__2PRFIN20020418_135324_000000342005_00139_00694_0654.N1	18-APR-2002 13:53:24	Bright	34.000	121	29Gam Vir	2.7400	7200.0	68	694	No
267	GOM_NL__2PRFIN20020418_135529_000001162005_00139_00694_0655.N1	18-APR-2002 13:55:29	Tw_i_and_stray	116.00	98	13Zet Oph	2.5710	30000.	232	694	No
268	GOM_NL__2PRFIN20020418_140112_000000502005_00139_00694_0656.N1	18-APR-2002 14:01:12	Bright	50.000	3	16Alp Boo	-0.050000	4250.0	100	694	No
269	GOM_NL__2PRFIN20020418_140519_000000512005_00139_00694_0657.N1	18-APR-2002 14:05:19	Bright	51.000	83		2.3780	11000.	102	694	No
270	GOM_NL__2PRFIN20020418_140918_000000392005_00139_00694_0658.N1	18-APR-2002 14:09:18	Bright	38.500	39	85Eta UMa	1.8540	24000.	77	694	No
271	GOM_NL__2PRFIN20020418_141132_000000322005_00139_00694_0659.N1	18-APR-2002 14:11:32	Bright	32.000	36	50Alp UMa	1.8000	6300.0	64	694	No
272	GOM_NL__2PRFIN20020418_141739_000000392005_00139_00694_0660.N1	18-APR-2002 14:17:39	Bright	39.000	119	14Eta Dra	2.7270	4700.0	78	694	No
273	GOM_NL__2PRFIN20020418_141930_000000322005_00139_00694_0661.N1	18-APR-2002 14:19:30	Bright	32.000	49	1Alp UMi	1.9900	6300.0	64	694	No
274	GOM_NL__2PRFIN20020418_142150_000000562005_00139_00694_0662.N1	18-APR-2002 14:21:50	Bright	55.500	130	23Bet Dra	2.7990	5800.0	111	694	No
275	GOM_NL__2PRFIN20020418_142341_000000592005_00139_00694_0663.N1	18-APR-2002 14:23:41	Bright	58.500	69	33Gam Dra	2.2310	3800.0	117	694	No
276	GOM_NL__2PRFIN20020418_142705_000000312005_00139_00694_0664.N1	18-APR-2002 14:27:05	Bright	31.000	76	27Gam Cas	2.3000	30000.	62	694	No
277	GOM_NL__2PRFIN20020418_142823_000000322005_00139_00694_0665.N1	18-APR-2002 14:28:23	Bright	31.500	68	18Alp Cas	2.2250	4500.0	63	694	No
278	GOM_NL__2PRFIN20020418_143219_000001142005_00139_00694_0666.N1	18-APR-2002 14:32:19	Bright	113.50	5	3Alp Lyr	0.033000	11000.	227	694	No

279	GOM_NL__2PRFIN20020418_143628_000000572005_00139_00694_0667.N1	18-APR-2002 14:36:28	Bright	57.000	92	53Eps Cyg	2.5000	4500.0	114	694	No
280	GOM_NL__2PRFIN20020418_144406_000000502005_00139_00694_0668.N1	18-APR-2002 14:44:06	Dark	49.500	61	8Eps Peg	2.1000	3900.0	99	694	No
281	GOM_NL__2PRFIN20020418_144634_000000442005_00139_00694_0669.N1	18-APR-2002 14:46:34	Dark	44.000	162	34Alp Aqr	2.9440	5350.0	88	694	No
282	GOM_NL__2PRFIN20020418_144920_000000432005_00139_00694_0670.N1	18-APR-2002 14:49:20	Dark	43.000	154	22Bet Aqr	2.8990	5700.0	86	694	No
283	GOM_NL__2PRFIN20020418_145140_000000422005_00139_00694_0671.N1	18-APR-2002 14:51:40	Dark	41.500	142	49Del Cap	2.8500	8900.0	83	694	No
284	GOM_NL__2PRFIN20020418_145320_000000422005_00139_00694_0672.N1	18-APR-2002 14:53:20	Dark	42.000	18	24Alp PsA	1.1660	9700.0	84	694	No
285	GOM_NL__2PRFIN20020418_145653_000000362005_00139_00694_0673.N1	18-APR-2002 14:56:53	Dark	35.500	172	Gam Gru	3.0030	13100.	71	694	No
286	GOM_NL__2PRFIN20020418_145852_000000372005_00139_00694_0674.N1	18-APR-2002 14:58:52	Dark	36.500	31	Alp Gru	1.7340	15200.	73	694	No
287	GOM_NL__2PRFIN20020418_150159_000000402005_00139_00694_0675.N1	18-APR-2002 15:01:59	Dark	40.000	148	Alp Tuc	2.8780	4100.0	80	694	No
288	GOM_NL__2PRFIN20020418_150356_000000372005_00140_00695_0640.N1	18-APR-2002 15:03:56	Dark	37.000	45	Alp Pav	1.9400	26000.	74	695	No
289	GOM_NL__2PRFIN20020418_150724_000000692005_00140_00695_0641.N1	18-APR-2002 15:07:24	Dark	69.000	57	34Sig Sgr	2.0660	26000.	138	695	No
290	GOM_NL__2PRFIN20020418_150954_000000592005_00140_00695_0642.N1	18-APR-2002 15:09:54	Dark	58.500	38	20Eps Sgr	1.8360	11000.	117	695	No
291	GOM_NL__2PRFIN20020418_151203_000000512005_00140_00695_0643.N1	18-APR-2002 15:12:03	Dark	51.000	178	lot1Sco	3.0220	6550.0	102	695	No
292	GOM_NL__2PRFIN20020418_151339_000000542005_00140_00695_0644.N1	18-APR-2002 15:13:39	Straylight	54.000	25	35Lam Sco	1.6200	28000.	108	695	No
293	GOM_NL__2PRFIN20020418_151540_000000412005_00140_00695_0645.N1	18-APR-2002 15:15:40	Straylight	40.500	4	Alp1Cen	-0.010000	5800.0	81	695	No
294	GOM_NL__2PRFIN20020418_151700_000000372005_00140_00695_0646.N1	18-APR-2002 15:17:00	Straylight	37.000	12	Alp1Cru	0.77500	30000.	74	695	No
295	GOM_NL__2PRFIN20020418_151854_000000372005_00140_00695_0647.N1	18-APR-2002 15:18:54	Straylight	36.500	78	Alp Lup	2.3040	28000.	73	695	No
296	GOM_NL__2PRFIN20020418_152029_000000392005_00140_00695_0648.N1	18-APR-2002 15:20:29	Straylight	38.500	81	Eta Cen	2.3560	28000.	77	695	No
297	GOM_NL__2PRFIN20020418_152242_000000642005_00140_00695_0649.N1	18-APR-2002 15:22:42	Straylight	64.000	156	20Sig Sco	2.9030	28000.	128	695	No
298	GOM_NL__2PRFIN20020418_152457_000000692005_00140_00695_0650.N1	18-APR-2002 15:24:57	Twi_and_stray	69.000	80	7Del Sco	2.3160	30000.	138	695	No
299	GOM_NL__2PRFIN20020418_152749_000000392005_00140_00695_0651.N1	18-APR-2002 15:27:49	Twi_and_stray	38.500	106	9Bet Crv	2.6480	5600.0	77	695	No
300	GOM_NL__2PRFIN20020418_152938_000000352005_00140_00695_0652.N1	18-APR-2002 15:29:38	Bright	34.500	100	4Gam Crv	2.5800	13100.	69	695	No
301	GOM_NL__2PRFIN20020418_153058_000000382005_00140_00695_0653.N1	18-APR-2002 15:30:58	Bright	38.000	15	67Alp Vir	0.97600	28000.	76	695	No
302	GOM_NL__2PRFIN20020418_153400_000000352005_00140_00695_0654.N1	18-APR-2002 15:34:00	Bright	34.500	121	29Gam Vir	2.7400	7200.0	69	695	No
303	GOM_NL__2PRFIN20020418_153600_000001162005_00140_00695_0655.N1	18-APR-2002 15:36:00	Twi_and_stray	116.00	98	13Zet Oph	2.5710	30000.	232	695	No
304	GOM_NL__2PRFIN20020418_154147_000000542005_00140_00695_0656.N1	18-APR-2002 15:41:47	Bright	54.000	3	16Alp Boo	-0.050000	4250.0	108	695	No
305	GOM_NL__2PRFIN20020418_154554_000000522005_00140_00695_0657.N1	18-APR-2002 15:45:54	Bright	51.500	83		2.3780	11000.	103	695	No
306	GOM_NL__2PRFIN20020418_154954_000000382005_00140_00695_0658.N1	18-APR-2002 15:49:54	Bright	38.000	39	85Eta UMa	1.8540	24000.	76	695	No
307	GOM_NL__2PRFIN20020418_155208_000000342005_00140_00695_0659.N1	18-APR-2002 15:52:08	Bright	33.500	36	50Alp UMa	1.8000	6300.0	67	695	No
308	GOM_NL__2PRFIN20020418_155814_000000422005_00140_00695_0660.N1	18-APR-2002 15:58:14	Bright	42.000	119	14Eta Dra	2.7270	4700.0	84	695	No
309	GOM_NL__2PRFIN20020418_160006_000000332005_00140_00695_0661.N1	18-APR-2002 16:00:06	Bright	32.500	49	1Alp UMi	1.9900	6300.0	65	695	No
310	GOM_NL__2PRFIN20020418_160224_000000572005_00140_00695_0662.N1	18-APR-2002 16:02:24	Bright	57.000	130	23Bet Dra	2.7990	5800.0	114	695	No
311	GOM_NL__2PRFIN20020418_160416_000000572005_00140_00695_0663.N1	18-APR-2002 16:04:16	Bright	57.000	69	33Gam Dra	2.2310	3800.0	114	695	No
312	GOM_NL__2PRFIN20020418_160741_000000302005_00140_00695_0664.N1	18-APR-2002 16:07:41	Bright	29.500	76	27Gam Cas	2.3000	30000.	59	695	No
313	GOM_NL__2PRFIN20020418_160859_000000292005_00140_00695_0665.N1	18-APR-2002 16:08:59	Bright	29.000	68	18Alp Cas	2.2250	4500.0	58	695	No
314	GOM_NL__2PRFIN20020418_161254_000001342005_00140_00695_0666.N1	18-APR-2002 16:12:54	Bright	134.00	5	3Alp Lyr	0.033000	11000.	268	695	No
315	GOM_NL__2PRFIN20020418_161704_000000562005_00140_00695_0667.N1	18-APR-2002 16:17:04	Bright	55.500	92	53Eps Cyg	2.5000	4500.0	111	695	No
316	GOM_NL__2PRFIN20020418_162443_000000482005_00140_00695_0668.N1	18-APR-2002 16:24:43	Dark	48.000	61	8Eps Peg	2.1000	3900.0	96	695	No
317	GOM_NL__2PRFIN20020418_162710_000000412005_00140_00695_0669.N1	18-APR-2002 16:27:10	Dark	40.500	162	34Alp Aqr	2.9440	5350.0	81	695	No
318	GOM_NL__2PRFIN20020418_162957_000000452005_00140_00695_0670.N1	18-APR-2002 16:29:57	Dark	45.000	154	22Bet Aqr	2.8990	5700.0	90	695	No
319	GOM_NL__2PRFIN20020418_163217_000000422005_00140_00695_0671.N1	18-APR-2002 16:32:17	Dark	42.000	142	49Del Cap	2.8500	8900.0	84	695	No
320	GOM_NL__2PRFIN20020418_163357_000000402005_00140_00695_0672.N1	18-APR-2002 16:33:57	Dark	39.500	18	24Alp PsA	1.1660	9700.0	79	695	No
321	GOM_NL__2PRFIN20020418_163729_000000362005_00140_00695_0673.N1	18-APR-2002 16:37:29	Dark	36.000	172	Gam Gru	3.0030	13100.	72	695	No
322	GOM_NL__2PRFIN20020418_163928_000000372005_00140_00695_0674.N1	18-APR-2002 16:39:28	Dark	37.000	31	Alp Gru	1.7340	15200.	74	695	No
323	GOM_NL__2PRFIN20020418_164235_000000392005_00140_00695_0675.N1	18-APR-2002 16:42:35	Dark	38.500	148	Alp Tuc	2.8780	4100.0	77	695	No
324	GOM_NL__2PRFIN20020418_183317_000000502005_00142_00697_0640.N1	18-APR-2002 18:33:17	Dark	49.500	178	lot1Sco	3.0220	6550.0	99	697	Yes
325	GOM_NL__2PRFIN20020418_183454_000000662005_00142_00697_0641.N1	18-APR-2002 18:34:54	Straylight	65.500	25	35Lam Sco	1.6200	28000.	131	697	No
326	GOM_NL__2PRFIN20020418_183653_000000472005_00142_00697_0642.N1	18-APR-2002 18:36:53	Straylight	47.000	4	Alp1Cen	-0.010000	5800.0	94	697	No
327	GOM_NL__2PRFIN20020418_183812_000000422005_00142_00697_0643.N1	18-APR-2002 18:38:12	Straylight	41.500	12	Alp1Cru	0.77500	30000.	83	697	No
328	GOM_NL__2PRFIN20020418_184007_000000372005_00142_00697_0644.N1	18-APR-2002 18:40:07	Straylight	36.500	78	Alp Lup	2.3040	28000.	73	697	No
329	GOM_NL__2PRFIN20020418_184142_000000382005_00142_00697_0645.N1	18-APR-2002 18:41:42	Straylight	37.500	81	Eta Cen	2.3560	28000.	75	697	No
330	GOM_NL__2PRFIN20020418_184356_000000652005_00142_00697_0646.N1	18-APR-2002 18:43:56	Straylight	65.000	156	20Sig Sco	2.9030	28000.	130	697	No
331	GOM_NL__2PRFIN20020418_184610_000000672005_00142_00697_0647.N1	18-APR-2002 18:46:10	Twi_and_stray	67.000	80	7Del Sco	2.3160	30000.	134	697	No
332	GOM_NL__2PRFIN20020418_184901_000000392005_00142_00697_0648.N1	18-APR-2002 18:49:01	Twi_and_stray	38.500	106	9Bet Crv	2.6480	5600.0	77	697	No
333	GOM_NL__2PRFIN20020418_185050_000000352005_00142_00697_0649.N1	18-APR-2002 18:50:50	Bright	35.000	100	4Gam Crv	2.5800	13100.	70	697	No
334	GOM_NL__2PRFIN20020418_185210_000000392005_00142_00697_0650.N1	18-APR-2002 18:52:10	Bright	39.000	15	67Alp Vir	0.97600	28000.	78	697	No
335	GOM_NL__2PRFIN20020418_185702_000001512005_00142_00697_0651.N1	18-APR-2002 18:57:02	Twi_and_stray	151.00	98	13Zet Oph	2.5710	30000.	302	697	No
336	GOM_NL__2PRFIN20020418_190258_000000532005_00142_00697_0652.N1	18-APR-2002 19:02:58	Bright	52.500	3	16Alp Boo	-0.050000	4250.0	105	697	No
337	GOM_NL__2PRFIN20020418_190704_000000502005_00142_00697_0653.N1	18-APR-2002 19:07:04	Bright	50.000	83		2.3780	11000.	100	697	No

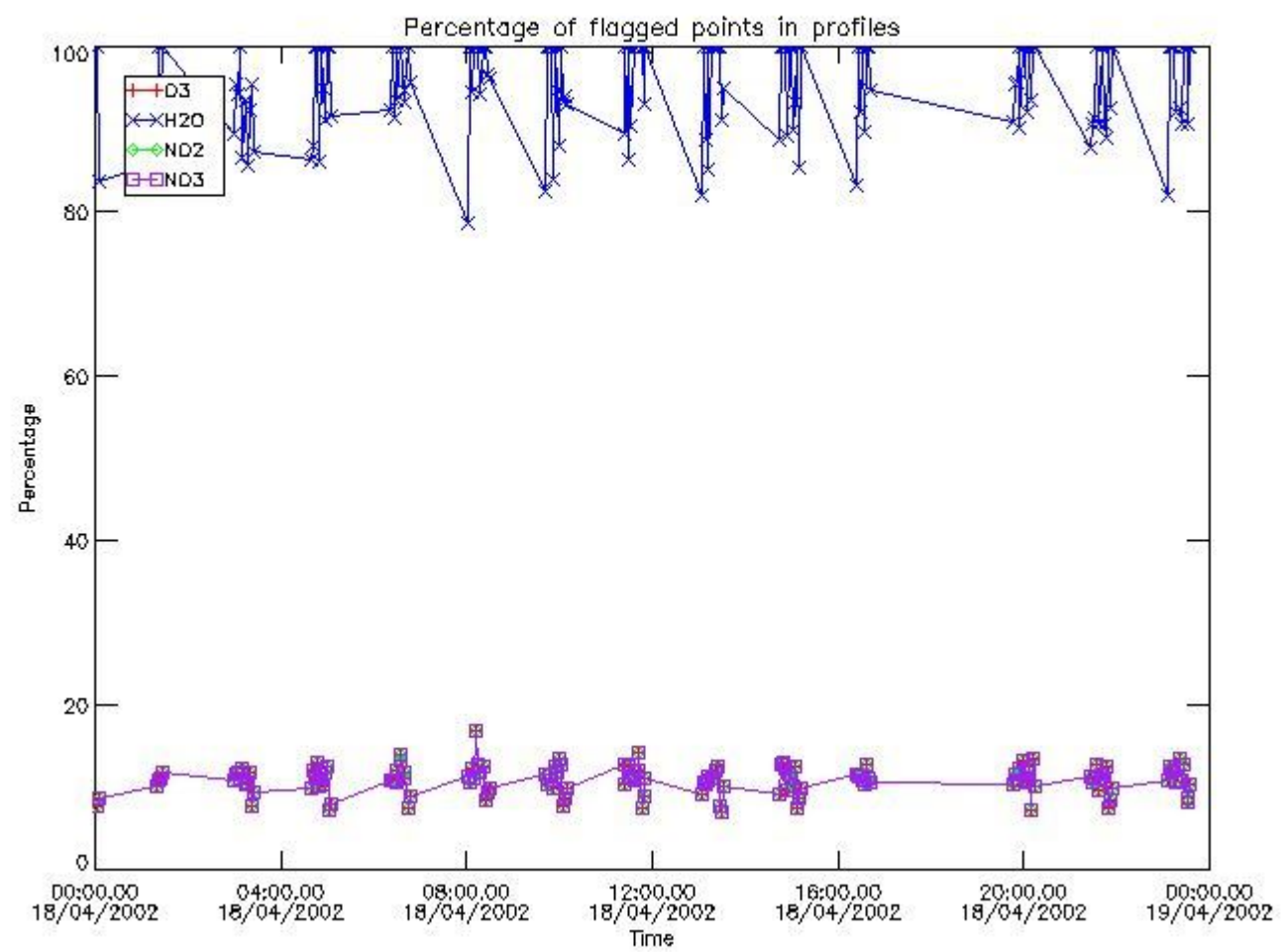
338	GOM_NL__2PRFIN20020418_191105_000000382005_00142_00697_0654.N1	18-APR-2002 19:11:05	Bright	38.000	39	85Eta UMa	1.8540	24000.	76	697	No
339	GOM_NL__2PRFIN20020418_191320_000000332005_00142_00697_0655.N1	18-APR-2002 19:13:20	Bright	32.500	36	50Alp UMa	1.8000	6300.0	65	697	No
340	GOM_NL__2PRFIN20020418_191925_000000422005_00142_00697_0656.N1	18-APR-2002 19:19:25	Bright	42.000	119	14Eta Dra	2.7270	4700.0	84	697	No
341	GOM_NL__2PRFIN20020418_192118_000000332005_00142_00697_0657.N1	18-APR-2002 19:21:18	Bright	33.000	49	1Alp UMi	1.9900	6300.0	66	697	No
342	GOM_NL__2PRFIN20020418_192334_000000532005_00142_00697_0658.N1	18-APR-2002 19:23:34	Bright	53.000	130	23Bet Dra	2.7990	5800.0	106	697	No
343	GOM_NL__2PRFIN20020418_192526_000000592005_00142_00697_0659.N1	18-APR-2002 19:25:26	Bright	59.000	69	33Gam Dra	2.2310	3800.0	118	697	No
344	GOM_NL__2PRFIN20020418_192853_000000292005_00142_00697_0660.N1	18-APR-2002 19:28:53	Bright	28.500	76	27Gam Cas	2.3000	30000.	57	697	No
345	GOM_NL__2PRFIN20020418_193011_000000482005_00142_00697_0661.N1	18-APR-2002 19:30:11	Bright	48.000	68	18Alp Cas	2.2250	4500.0	96	697	No
346	GOM_NL__2PRFIN20020418_193405_000001152005_00142_00697_0662.N1	18-APR-2002 19:34:05	Bright	115.00	5	3Alp Lyr	0.033000	11000.	230	697	No
347	GOM_NL__2PRFIN20020418_193816_000000552005_00142_00697_0663.N1	18-APR-2002 19:38:16	Bright	55.000	92	53Eps Cyg	2.5000	4500.0	110	697	No
348	GOM_NL__2PRFIN20020418_194555_000000492005_00142_00697_0664.N1	18-APR-2002 19:45:55	Dark	49.000	61	8Eps Peg	2.1000	3900.0	98	697	No
349	GOM_NL__2PRFIN20020418_194823_000000452005_00142_00697_0665.N1	18-APR-2002 19:48:23	Dark	44.500	162	34Alp Aqr	2.9440	5350.0	89	697	No
350	GOM_NL__2PRFIN20020418_195110_000000482005_00142_00697_0666.N1	18-APR-2002 19:51:10	Dark	47.500	154	22Bet Aqr	2.8990	5700.0	95	697	No
351	GOM_NL__2PRFIN20020418_195330_000000422005_00142_00697_0667.N1	18-APR-2002 19:53:30	Dark	41.500	142	49Del Cap	2.8500	8900.0	83	697	No
352	GOM_NL__2PRFIN20020418_195509_000000362005_00142_00697_0668.N1	18-APR-2002 19:55:09	Dark	35.500	18	24Alp PsA	1.1660	9700.0	71	697	No
353	GOM_NL__2PRFIN20020418_195842_000000352005_00142_00697_0669.N1	18-APR-2002 19:58:42	Dark	34.500	172	Gam Gru	3.0030	13100.	69	697	No
354	GOM_NL__2PRFIN20020418_200041_000000392005_00142_00697_0670.N1	18-APR-2002 20:00:41	Dark	38.500	31	Alp Gru	1.7340	15200.	77	697	No
355	GOM_NL__2PRFIN20020418_200348_000000382005_00142_00697_0671.N1	18-APR-2002 20:03:48	Dark	38.000	148	Alp Tuc	2.8780	4100.0	76	697	No
356	GOM_NL__2PRFIN20020418_200545_000000372005_00143_00698_0640.N1	18-APR-2002 20:05:45	Dark	36.500	45	Alp Pav	1.9400	26000.	73	698	No
357	GOM_NL__2PRFIN20020418_200918_000000702005_00143_00698_0641.N1	18-APR-2002 20:09:18	Dark	69.500	57	34Sig Sgr	2.0660	26000.	139	698	No
358	GOM_NL__2PRFIN20020418_201146_000000382005_00143_00698_0642.N1	18-APR-2002 20:11:46	Dark	37.500	38	20Eps Sgr	1.8360	11000.	75	698	No
359	GOM_NL__2PRFIN20020418_201354_000000502005_00143_00698_0643.N1	18-APR-2002 20:13:54	Dark	50.000	178	lot1Sco	3.0220	6550.0	100	698	No
360	GOM_NL__2PRFIN20020418_201531_000000552005_00143_00698_0644.N1	18-APR-2002 20:15:31	Straylight	54.500	25	35Lam Sco	1.6200	28000.	109	698	No
361	GOM_NL__2PRFIN20020418_201729_000000492005_00143_00698_0645.N1	18-APR-2002 20:17:29	Straylight	49.000	4	Alp1Cen	-0.010000	5800.0	98	698	No
362	GOM_NL__2PRFIN20020418_201848_000000362005_00143_00698_0646.N1	18-APR-2002 20:18:48	Straylight	36.000	12	Alp1Cru	0.77500	30000.	72	698	No
363	GOM_NL__2PRFIN20020418_202043_000000422005_00143_00698_0647.N1	18-APR-2002 20:20:43	Straylight	41.500	78	Alp Lup	2.3040	28000.	83	698	No
364	GOM_NL__2PRFIN20020418_202218_000000412005_00143_00698_0648.N1	18-APR-2002 20:22:18	Straylight	40.500	81	Eta Cen	2.3560	28000.	81	698	No
365	GOM_NL__2PRFIN20020418_202432_000000642005_00143_00698_0649.N1	18-APR-2002 20:24:32	Straylight	63.500	156	20Sig Sco	2.9030	28000.	127	698	No
366	GOM_NL__2PRFIN20020418_202647_000000742005_00143_00698_0650.N1	18-APR-2002 20:26:47	Tw_i_and_stray	73.500	80	7Del Sco	2.3160	30000.	147	698	No
367	GOM_NL__2PRFIN20020418_202937_000000392005_00143_00698_0651.N1	18-APR-2002 20:29:37	Tw_i_and_stray	39.000	106	9Bet Crv	2.6480	5600.0	78	698	No
368	GOM_NL__2PRFIN20020418_203126_000000362005_00143_00698_0652.N1	18-APR-2002 20:31:26	Bright	36.000	100	4Gam Crv	2.5800	13100.	72	698	No
369	GOM_NL__2PRFIN20020418_203246_000000382005_00143_00698_0653.N1	18-APR-2002 20:32:46	Bright	38.000	15	67Alp Vir	0.97600	28000.	76	698	No
370	GOM_NL__2PRFIN20020418_203734_000001512005_00143_00698_0654.N1	18-APR-2002 20:37:34	Tw_i_and_stray	151.00	98	13Zet Oph	2.5710	30000.	302	698	No
371	GOM_NL__2PRFIN20020418_204333_000000492005_00143_00698_0655.N1	18-APR-2002 20:43:33	Bright	49.000	3	16Alp Boo	-0.050000	4250.0	98	698	No
372	GOM_NL__2PRFIN20020418_204739_000000532005_00143_00698_0656.N1	18-APR-2002 20:47:39	Bright	53.000	83		2.3780	11000.	106	698	No
373	GOM_NL__2PRFIN20020418_205140_000000352005_00143_00698_0657.N1	18-APR-2002 20:51:40	Bright	35.000	39	85Eta UMa	1.8540	24000.	70	698	No
374	GOM_NL__2PRFIN20020418_205356_000000342005_00143_00698_0658.N1	18-APR-2002 20:53:56	Bright	33.500	36	50Alp UMa	1.8000	6300.0	67	698	No
375	GOM_NL__2PRFIN20020418_210000_000000412005_00143_00698_0659.N1	18-APR-2002 21:00:00	Bright	41.000	119	14Eta Dra	2.7270	4700.0	82	698	No
376	GOM_NL__2PRFIN20020418_210154_000000332005_00143_00698_0660.N1	18-APR-2002 21:01:54	Bright	32.500	49	1Alp UMi	1.9900	6300.0	65	698	No
377	GOM_NL__2PRFIN20020418_210409_000000512005_00143_00698_0661.N1	18-APR-2002 21:04:09	Bright	50.500	130	23Bet Dra	2.7990	5800.0	101	698	No
378	GOM_NL__2PRFIN20020418_210600_000000572005_00143_00698_0662.N1	18-APR-2002 21:06:00	Bright	56.500	69	33Gam Dra	2.2310	3800.0	113	698	No
379	GOM_NL__2PRFIN20020418_210929_000000302005_00143_00698_0663.N1	18-APR-2002 21:09:29	Bright	30.000	76	27Gam Cas	2.3000	30000.	60	698	No
380	GOM_NL__2PRFIN20020418_211047_000000322005_00143_00698_0664.N1	18-APR-2002 21:10:47	Bright	32.000	68	18Alp Cas	2.2250	4500.0	64	698	No
381	GOM_NL__2PRFIN20020418_211440_000001182005_00143_00698_0665.N1	18-APR-2002 21:14:40	Bright	117.50	5	3Alp Lyr	0.033000	11000.	235	698	No
382	GOM_NL__2PRFIN20020418_211852_000000582005_00143_00698_0666.N1	18-APR-2002 21:18:52	Bright	57.500	92	53Eps Cyg	2.5000	4500.0	115	698	No
383	GOM_NL__2PRFIN20020418_212632_000000492005_00143_00698_0667.N1	18-APR-2002 21:26:32	Dark	49.000	61	8Eps Peg	2.1000	3900.0	98	698	No
384	GOM_NL__2PRFIN20020418_212859_000000432005_00143_00698_0668.N1	18-APR-2002 21:28:59	Dark	43.000	162	34Alp Aqr	2.9440	5350.0	86	698	No
385	GOM_NL__2PRFIN20020418_213147_000000462005_00143_00698_0669.N1	18-APR-2002 21:31:47	Dark	46.000	154	22Bet Aqr	2.8990	5700.0	92	698	No
386	GOM_NL__2PRFIN20020418_213406_000000402005_00143_00698_0670.N1	18-APR-2002 21:34:06	Dark	40.000	142	49Del Cap	2.8500	8900.0	80	698	No
387	GOM_NL__2PRFIN20020418_213545_000000432005_00143_00698_0671.N1	18-APR-2002 21:35:45	Dark	42.500	18	24Alp PsA	1.1660	9700.0	85	698	No
388	GOM_NL__2PRFIN20020418_214117_000000362005_00143_00698_0672.N1	18-APR-2002 21:41:17	Dark	35.500	31	Alp Gru	1.7340	15200.	71	698	No
389	GOM_NL__2PRFIN20020418_214424_000000382005_00143_00698_0673.N1	18-APR-2002 21:44:24	Dark	37.500	148	Alp Tuc	2.8780	4100.0	75	698	No
390	GOM_NL__2PRFIN20020418_214622_000000372005_00144_00699_0640.N1	18-APR-2002 21:46:22	Dark	36.500	45	Alp Pav	1.9400	26000.	73	699	No
391	GOM_NL__2PRFIN20020418_214956_000000692005_00144_00699_0641.N1	18-APR-2002 21:49:56	Dark	69.000	57	34Sig Sgr	2.0660	26000.	138	699	No
392	GOM_NL__2PRFIN20020418_215224_000000612005_00144_00699_0642.N1	18-APR-2002 21:52:24	Dark	61.000	38	20Eps Sgr	1.8360	11000.	122	699	No
393	GOM_NL__2PRFIN20020418_215431_000000512005_00144_00699_0643.N1	18-APR-2002 21:54:31	Dark	51.000	178	lot1Sco	3.0220	6550.0	102	699	No
394	GOM_NL__2PRFIN20020418_215608_000000542005_00144_00699_0644.N1	18-APR-2002 21:56:08	Straylight	54.000	25	35Lam Sco	1.6200	28000.	108	699	No
395	GOM_NL__2PRFIN20020418_215805_000000502005_00144_00699_0645.N1	18-APR-2002 21:58:05	Straylight	49.500	4	Alp1Cen	-0.010000	5800.0	99	699	No
396	GOM_NL__2PRFIN20020418_215924_000000442005_00144_00699_0646.N1	18-APR-2002 21:59:24	Straylight	43.500	12	Alp1Cru	0.77500	30000.	87	699	No

397	GOM_NL__2PRFIN20020418_220119_000000372005_00144_00699_0647.N1	18-APR-2002 22:01:19	Straylight	36.500	78	Alp Lup	2.3040	28000.	73	699	No
398	GOM_NL__2PRFIN20020418_220255_000000422005_00144_00699_0648.N1	18-APR-2002 22:02:55	Straylight	42.000	81	Eta Cen	2.3560	28000.	84	699	No
399	GOM_NL__2PRFIN20020418_220509_000000682005_00144_00699_0649.N1	18-APR-2002 22:05:09	Straylight	67.500	156	20Sig Sco	2.9030	28000.	135	699	No
400	GOM_NL__2PRFIN20020418_220723_000000722005_00144_00699_0650.N1	18-APR-2002 22:07:23	Tw_i_and_stray	71.500	80	7Del Sco	2.3160	30000.	143	699	No
401	GOM_NL__2PRFIN20020418_221013_000000392005_00144_00699_0651.N1	18-APR-2002 22:10:13	Tw_i_and_stray	39.000	106	9Bet Crv	2.6480	5600.0	78	699	No
402	GOM_NL__2PRFIN20020418_221202_000000332005_00144_00699_0652.N1	18-APR-2002 22:12:02	Bright	33.000	100	4Gam Crv	2.5800	13100.	66	699	No
403	GOM_NL__2PRFIN20020418_221322_000000392005_00144_00699_0653.N1	18-APR-2002 22:13:22	Bright	38.500	15	67Alp Vir	0.97600	28000.	77	699	No
404	GOM_NL__2PRFIN20020418_221806_000001512005_00144_00699_0654.N1	18-APR-2002 22:18:06	Tw_i_and_stray	151.00	98	13Zet Oph	2.5710	30000.	302	699	No
405	GOM_NL__2PRFIN20020418_222408_000000542005_00144_00699_0655.N1	18-APR-2002 22:24:08	Bright	53.500	3	16Alp Boo	-0.050000	4250.0	107	699	No
406	GOM_NL__2PRFIN20020418_222813_000000482005_00144_00699_0656.N1	18-APR-2002 22:28:13	Bright	47.500	83		2.3780	11000.	95	699	No
407	GOM_NL__2PRFIN20020418_223215_000000362005_00144_00699_0657.N1	18-APR-2002 22:32:15	Bright	36.000	39	85Eta UMa	1.8540	24000.	72	699	No
408	GOM_NL__2PRFIN20020418_223432_000000342005_00144_00699_0658.N1	18-APR-2002 22:34:32	Bright	33.500	36	50Alp UMa	1.8000	6300.0	67	699	No
409	GOM_NL__2PRFIN20020418_224035_000000382005_00144_00699_0659.N1	18-APR-2002 22:40:35	Bright	37.500	119	14Eta Dra	2.7270	4700.0	75	699	No
410	GOM_NL__2PRFIN20020418_224230_000000322005_00144_00699_0660.N1	18-APR-2002 22:42:30	Bright	31.500	49	1Alp UMi	1.9900	6300.0	63	699	No
411	GOM_NL__2PRFIN20020418_224444_000000552005_00144_00699_0661.N1	18-APR-2002 22:44:44	Bright	55.000	130	23Bet Dra	2.7990	5800.0	110	699	No
412	GOM_NL__2PRFIN20020418_224635_000000592005_00144_00699_0662.N1	18-APR-2002 22:46:35	Bright	58.500	69	33Gam Dra	2.2310	3800.0	117	699	No
413	GOM_NL__2PRFIN20020418_225005_000000292005_00144_00699_0663.N1	18-APR-2002 22:50:05	Bright	29.000	76	27Gam Cas	2.3000	30000.	58	699	No
414	GOM_NL__2PRFIN20020418_225123_000000302005_00144_00699_0664.N1	18-APR-2002 22:51:23	Bright	29.500	68	18Alp Cas	2.2250	4500.0	59	699	No
415	GOM_NL__2PRFIN20020418_225515_000001352005_00144_00699_0665.N1	18-APR-2002 22:55:15	Bright	135.00	5	3Alp Lyr	0.033000	11000.	270	699	No
416	GOM_NL__2PRFIN20020418_225928_000000622005_00144_00699_0666.N1	18-APR-2002 22:59:28	Bright	62.000	92	53Eps Cyg	2.5000	4500.0	124	699	No
417	GOM_NL__2PRFIN20020418_230708_000000482005_00144_00699_0667.N1	18-APR-2002 23:07:08	Dark	47.500	61	8Eps Peg	2.1000	3900.0	95	699	No
418	GOM_NL__2PRFIN20020418_230935_000000452005_00144_00699_0668.N1	18-APR-2002 23:09:35	Dark	44.500	162	34Alp Aqr	2.9440	5350.0	89	699	No
419	GOM_NL__2PRFIN20020418_231224_000000472005_00144_00699_0669.N1	18-APR-2002 23:12:24	Dark	47.000	154	22Bet Aqr	2.8990	5700.0	94	699	No
420	GOM_NL__2PRFIN20020418_231443_000000432005_00144_00699_0670.N1	18-APR-2002 23:14:43	Dark	42.500	142	49Del Cap	2.8500	8900.0	85	699	No
421	GOM_NL__2PRFIN20020418_231621_000000392005_00144_00699_0671.N1	18-APR-2002 23:16:21	Dark	38.500	18	24Alp PsA	1.1660	9700.0	77	699	No
422	GOM_NL__2PRFIN20020418_232153_000000342005_00144_00699_0672.N1	18-APR-2002 23:21:53	Dark	34.000	31	Alp Gru	1.7340	15200.	68	699	No
423	GOM_NL__2PRFIN20020418_232500_000000382005_00144_00699_0673.N1	18-APR-2002 23:25:00	Dark	38.000	148	Alp Tuc	2.8780	4100.0	76	699	No
424	GOM_NL__2PRFIN20020418_232658_000000362005_00145_00700_0640.N1	18-APR-2002 23:26:58	Dark	36.000	45	Alp Pav	1.9400	26000.	72	700	No
425	GOM_NL__2PRFIN20020418_233034_000000692005_00145_00700_0641.N1	18-APR-2002 23:30:34	Dark	68.500	57	34Sig Sgr	2.0660	26000.	137	700	No
426	GOM_NL__2PRFIN20020418_233301_000000592005_00145_00700_0642.N1	18-APR-2002 23:33:01	Dark	59.000	38	20Eps Sgr	1.8360	11000.	118	700	No
427	GOM_NL__2PRFIN20020418_233508_000000502005_00145_00700_0643.N1	18-APR-2002 23:35:08	Dark	49.500	178	lot1Sco	3.0220	6550.0	99	700	No
428	GOM_NL__2PRFIN20020418_233645_000000552005_00145_00700_0644.N1	18-APR-2002 23:36:45	Straylight	55.000	25	35Lam Sco	1.6200	28000.	110	700	No
429	GOM_NL__2PRFIN20020418_233841_000000502005_00145_00700_0645.N1	18-APR-2002 23:38:41	Straylight	50.000	4	Alp1Cen	-0.010000	5800.0	100	700	No
430	GOM_NL__2PRFIN20020418_234000_000000462005_00145_00700_0646.N1	18-APR-2002 23:40:00	Straylight	45.500	12	Alp1Cru	0.77500	30000.	91	700	No
431	GOM_NL__2PRFIN20020418_234156_000000392005_00145_00700_0647.N1	18-APR-2002 23:41:56	Straylight	38.500	78	Alp Lup	2.3040	28000.	77	700	No
432	GOM_NL__2PRFIN20020418_234331_000000372005_00145_00700_0648.N1	18-APR-2002 23:43:31	Straylight	37.000	81	Eta Cen	2.3560	28000.	74	700	No
433	GOM_NL__2PRFIN20020418_234545_000000652005_00145_00700_0649.N1	18-APR-2002 23:45:45	Straylight	64.500	156	20Sig Sco	2.9030	28000.	129	700	No
434	GOM_NL__2PRFIN20020418_234759_000000722005_00145_00700_0650.N1	18-APR-2002 23:47:59	Tw_i_and_stray	72.000	80	7Del Sco	2.3160	30000.	144	700	No
435	GOM_NL__2PRFIN20020418_235049_000000392005_00145_00700_0651.N1	18-APR-2002 23:50:49	Tw_i_and_stray	38.500	106	9Bet Crv	2.6480	5600.0	77	700	No
436	GOM_NL__2PRFIN20020418_235238_000000482005_00145_00700_0652.N1	18-APR-2002 23:52:38	Bright	48.000	100	4Gam Crv	2.5800	13100.	96	700	No
437	GOM_NL__2PRFIN20020418_235358_000000392005_00145_00700_0653.N1	18-APR-2002 23:53:58	Bright	39.000	15	67Alp Vir	0.97600	28000.	78	700	No
438	GOM_NL__2PRFIN20020418_235837_000001512005_00145_00700_0654.N1	18-APR-2002 23:58:37	Tw_i_and_stray	151.00	98	13Zet Oph	2.5710	30000.	302	700	No

### 3. Quality information per product

In this section it is plotted some information contained in the Quality Summary data set of the level 2 products. Only products in dark limb conditions and without errors (error flag in the MPH set to "0") are used.

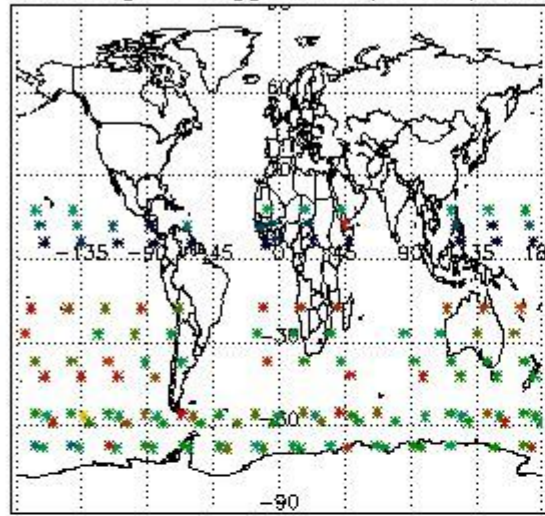
#### 3.1 Plot quality information per product (time dependant)



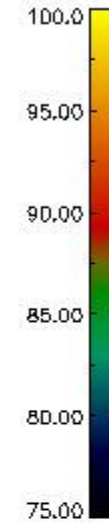
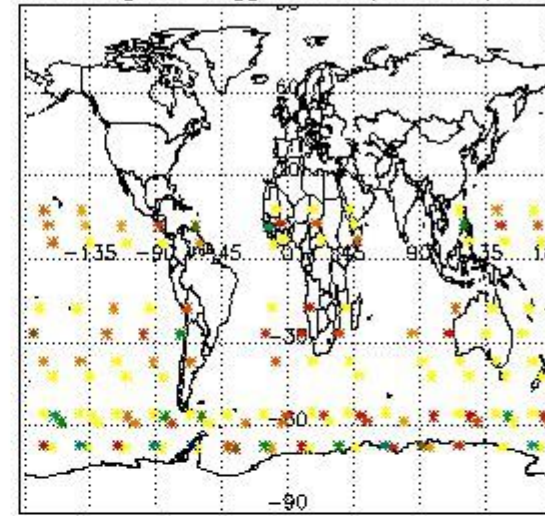
*3.2 Plot quality information per product (world map)*




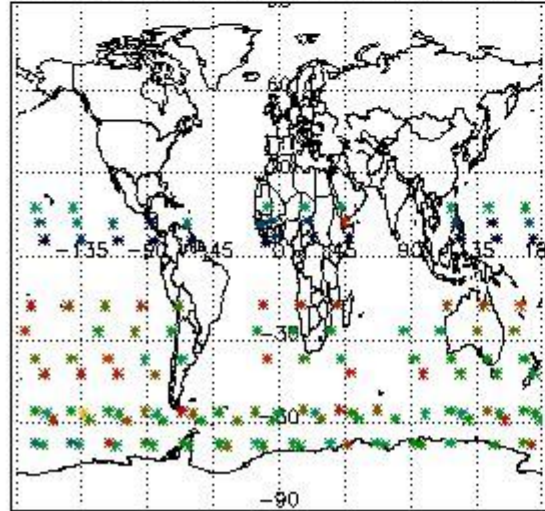
Percentage of flagged data per O3 profile



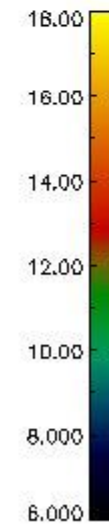
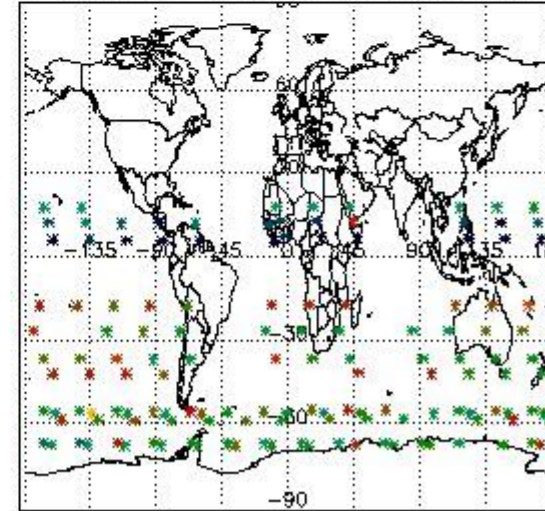
Percentage of flagged data per H2O profile



Percentage of flagged data per NO2 profile



Percentage of flagged data per NO3 profile

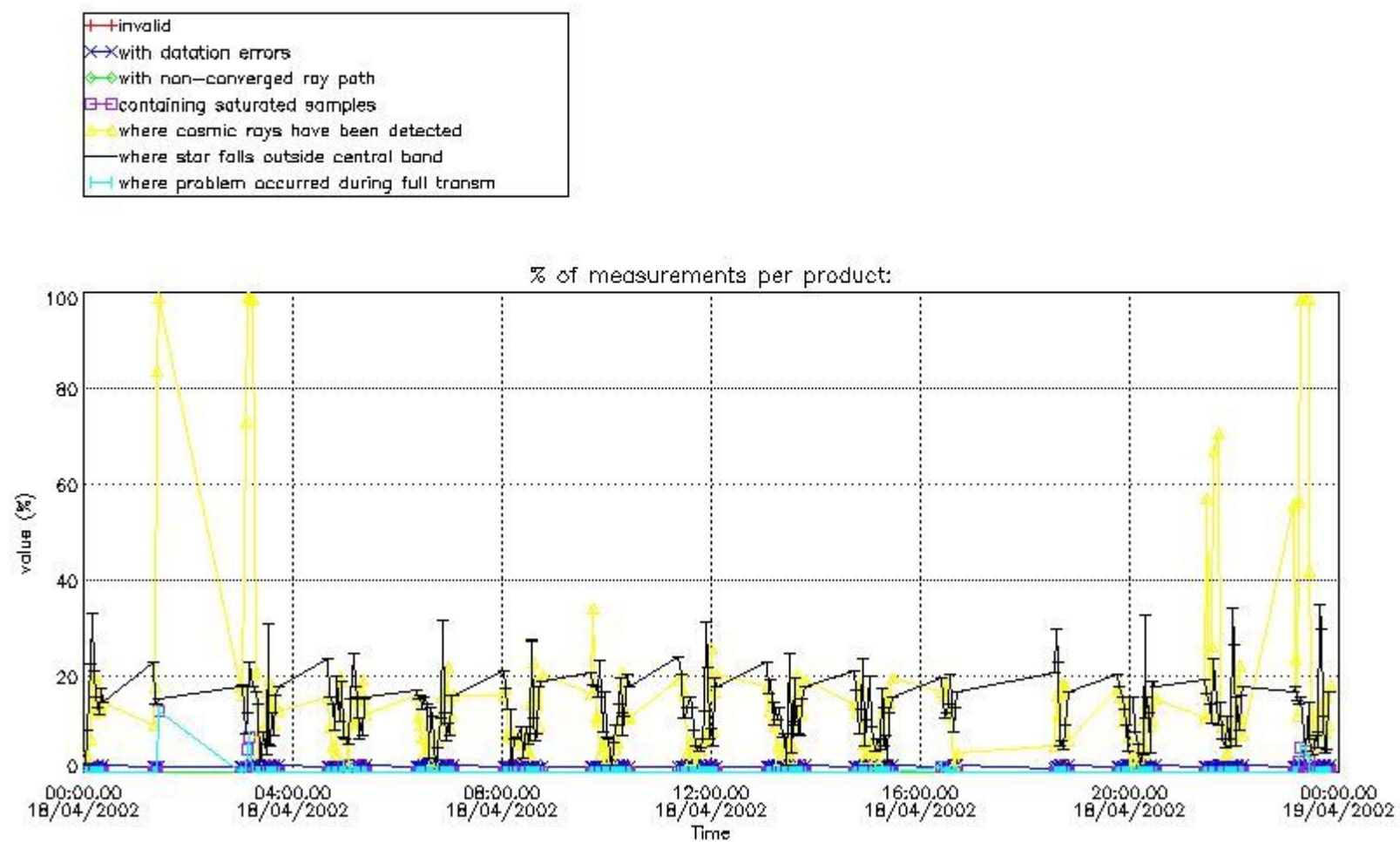


#### 4. Level 1 quality information per product

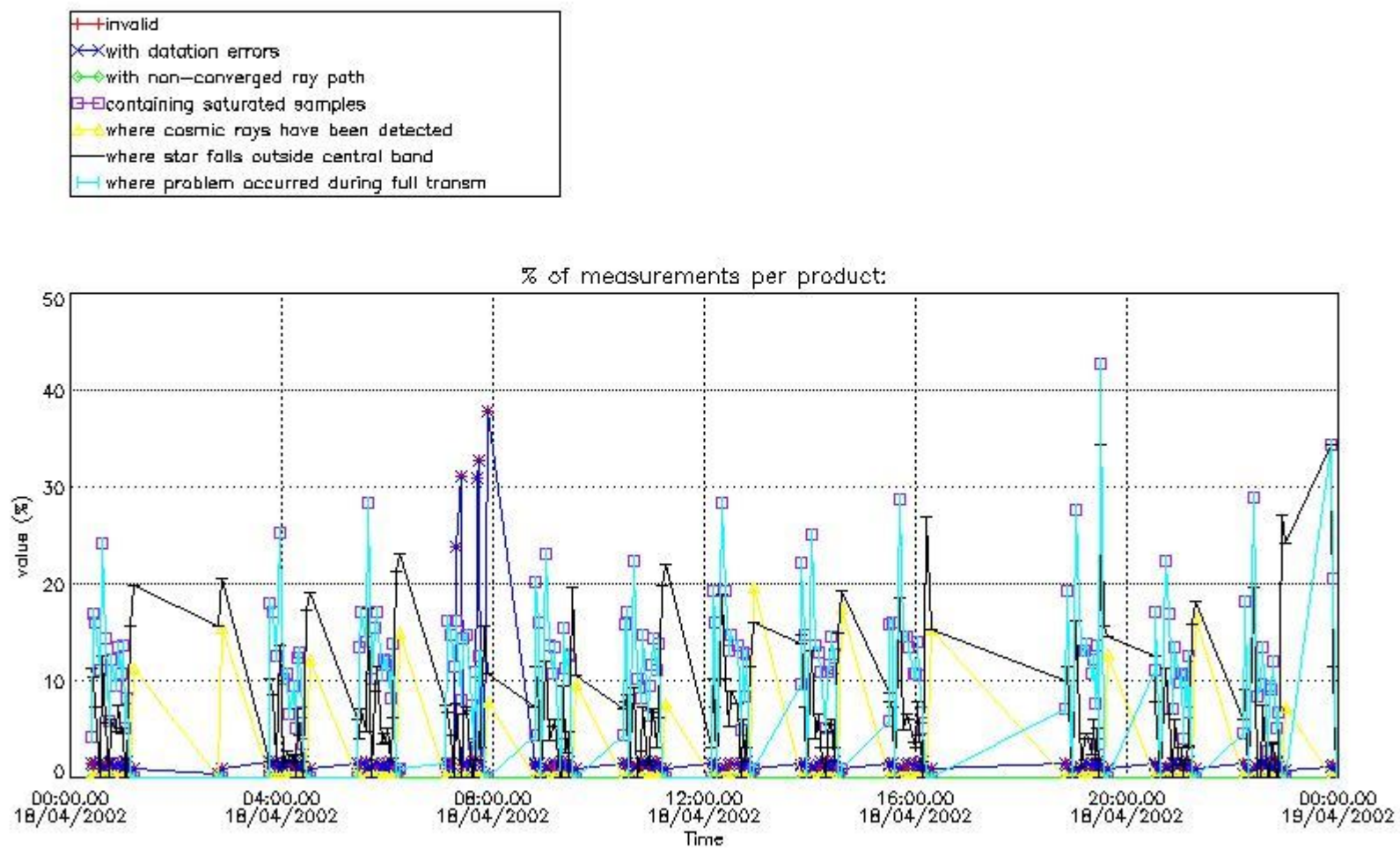
In this section it is plotted some information contained in the Quality Summary data set of the level 2 products that comes from the level 1b processing. Products without errors (error flag in the MPH set to "0") are used.

##### 4.1 Plot quality information per product (time dependant) coming from level 1b processing

###### 4.1.1 Plot level 1 quality information per product (time dependant): ENVISAT ASCENDING passes

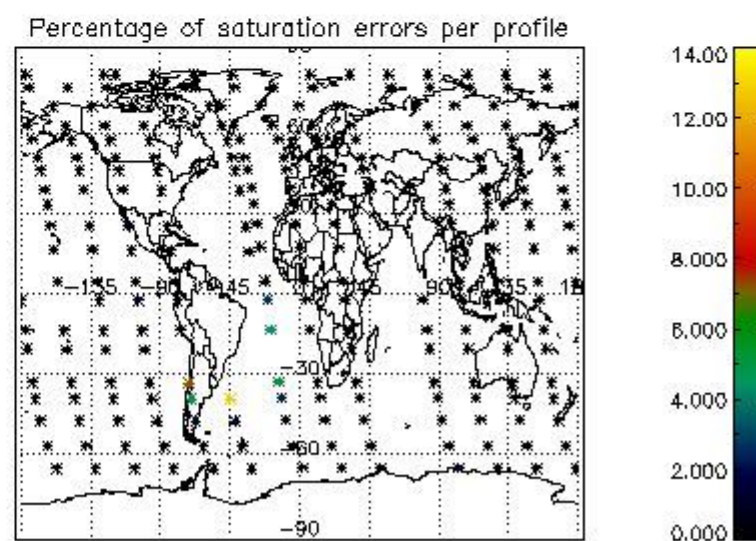
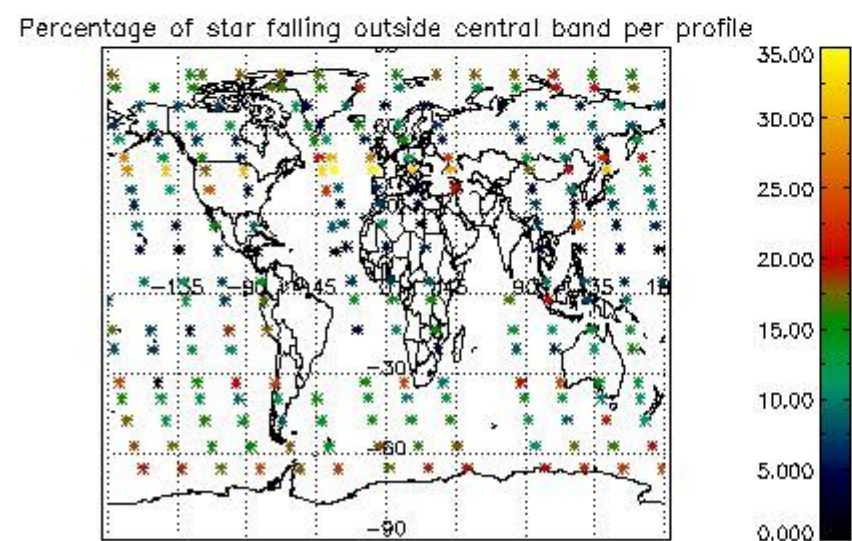
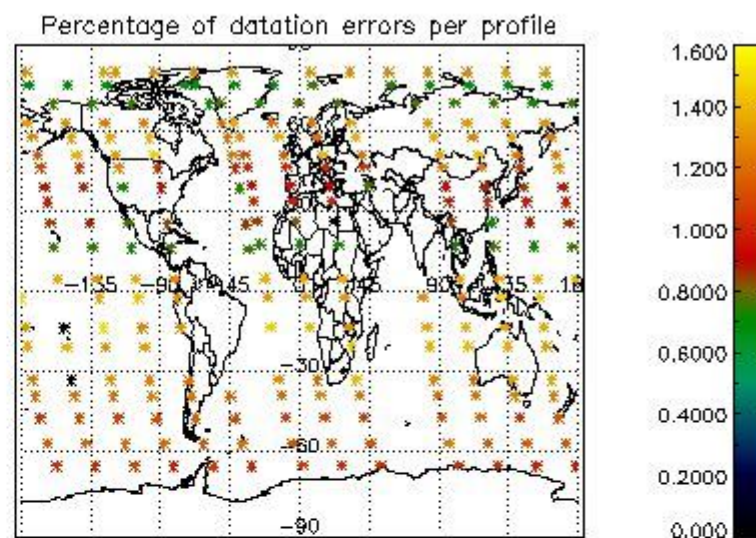
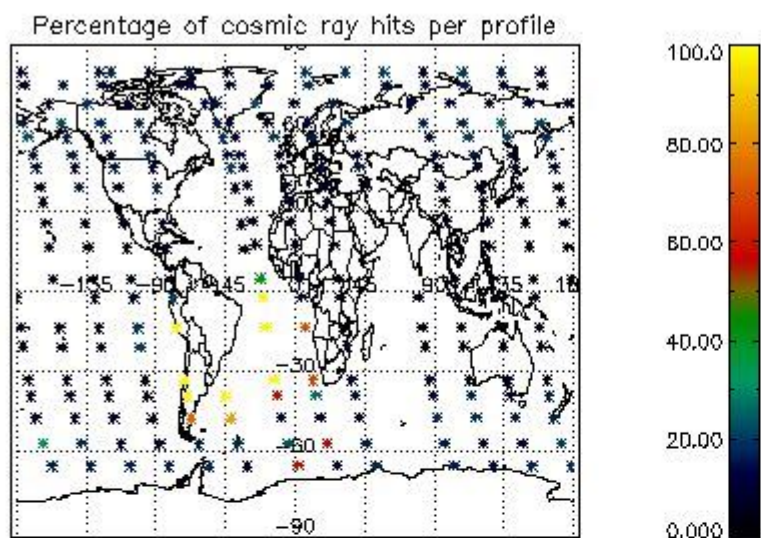


4.1.2 Plot level 1 quality information per product (time dependant): ENVI SAT DESCENDING passes

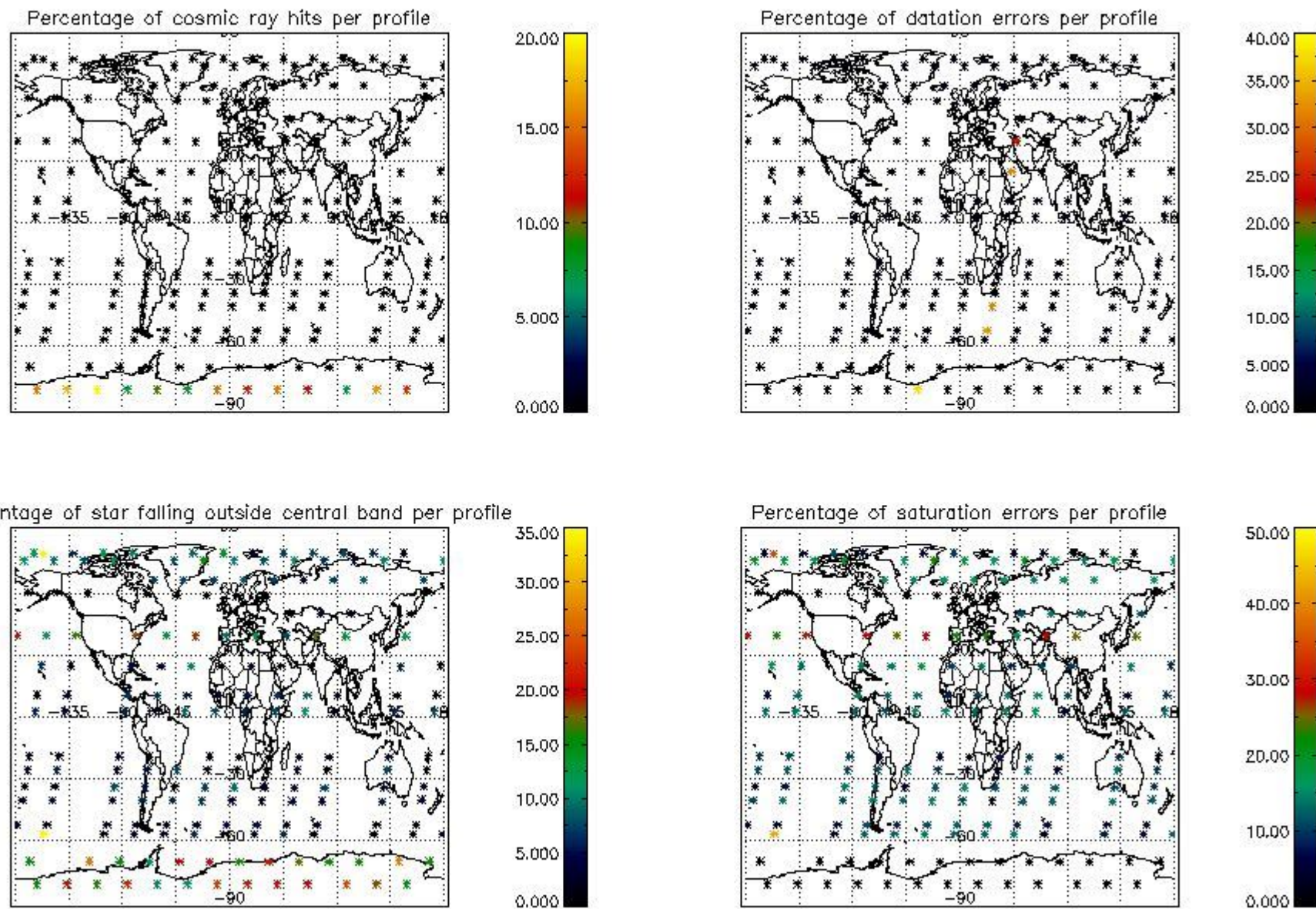


*4.2 Plot quality information per product coming from level 1b processing (world map)*

*4.2.1 Plot level 1 quality information per product (world map): ENVISAT ASCENDING passes*



4.2.2 Plot level 1 quality information per product (world map): ENVISAT DESCENDING passes



## 5. Trace gas profiles

### 5.1 Ozone statistics based on quality of products

The final quality of the products can be "measured" using the STD (Standard Deviation) attached to every point profile. This information is written to the parameter GOM\_NL\_\_2P/NL\_LOCAL\_SPECIES\_DENSITY/o3\_std of the level 2 products. The table below shows the statistics for given STD ranges.

The statistics are given with respect to the overall valid production:

- Products without fatal errors: GOM\_NL\_\_2P/MPH/PRODUCT\_ERR=0
- Valid point profile: GOM\_NL\_\_2P/NL\_LOCAL\_SPECIES\_DENSITY/pcd(0)=0

The 'Criteria' is applied to valid points of dark limb products:

- Products in dark limb illumination condition: GOM\_NL\_\_2P/NL\_SUMMARY\_QUALITY/obs\_ill\_cond=0
- Products without fatal errors: GOM\_NL\_\_2P/MPH/PRODUCT\_ERR=0
- Valid point profile: GOM\_NL\_\_2P/NL\_LOCAL\_SPECIES\_DENSITY/pcd(0)=0

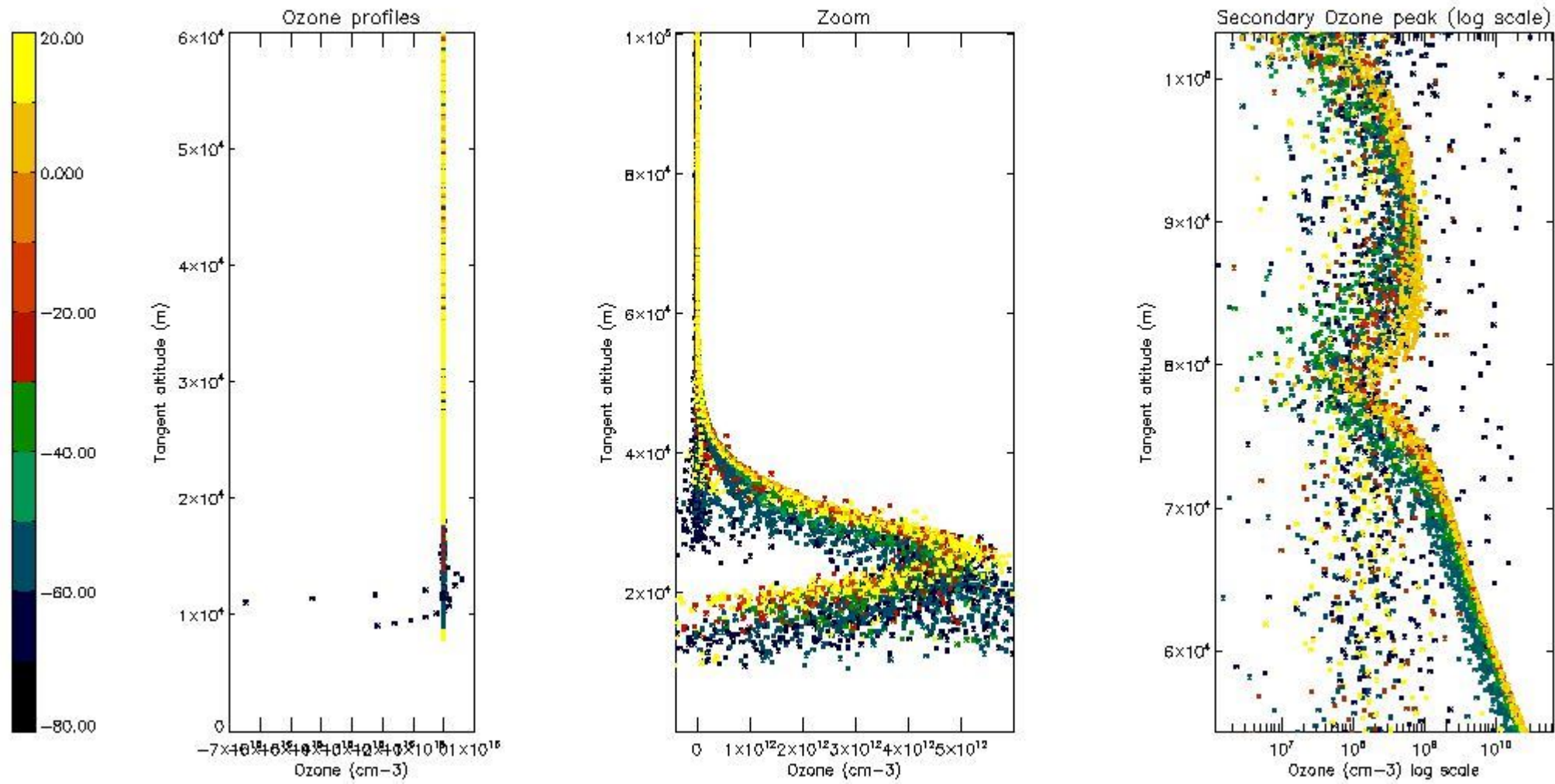
So, the table below shows the percentage of dark limb and valid observations for each criteria with respect to the overall valid daily observations.

Criteria	% of total production
All STD	30
STD < 20	17

STD < 10	15
STD < 5	10

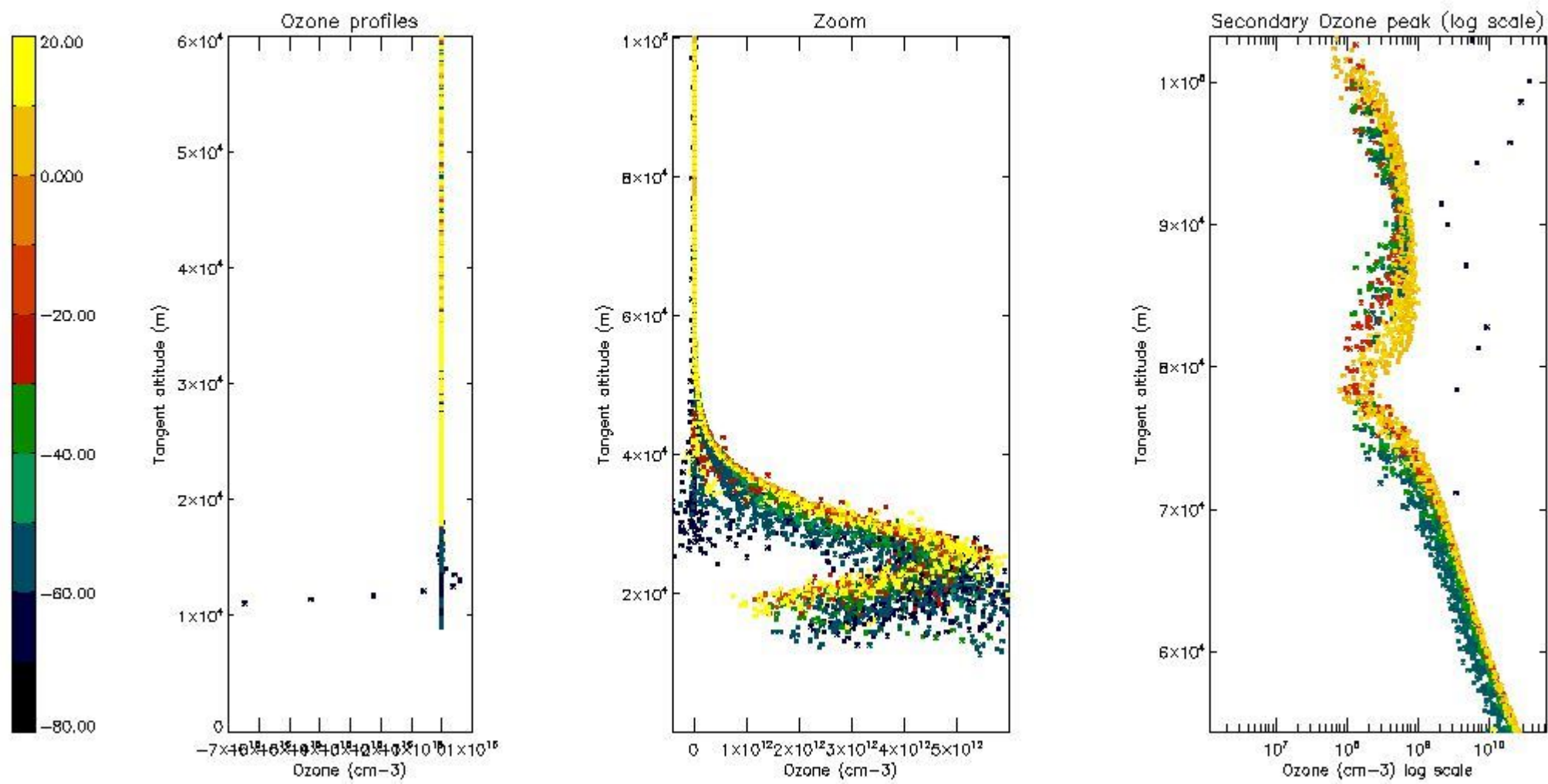
5.2 Plot ozone profiles for all STD (dark without errors)

The colorbar represents the latitude.



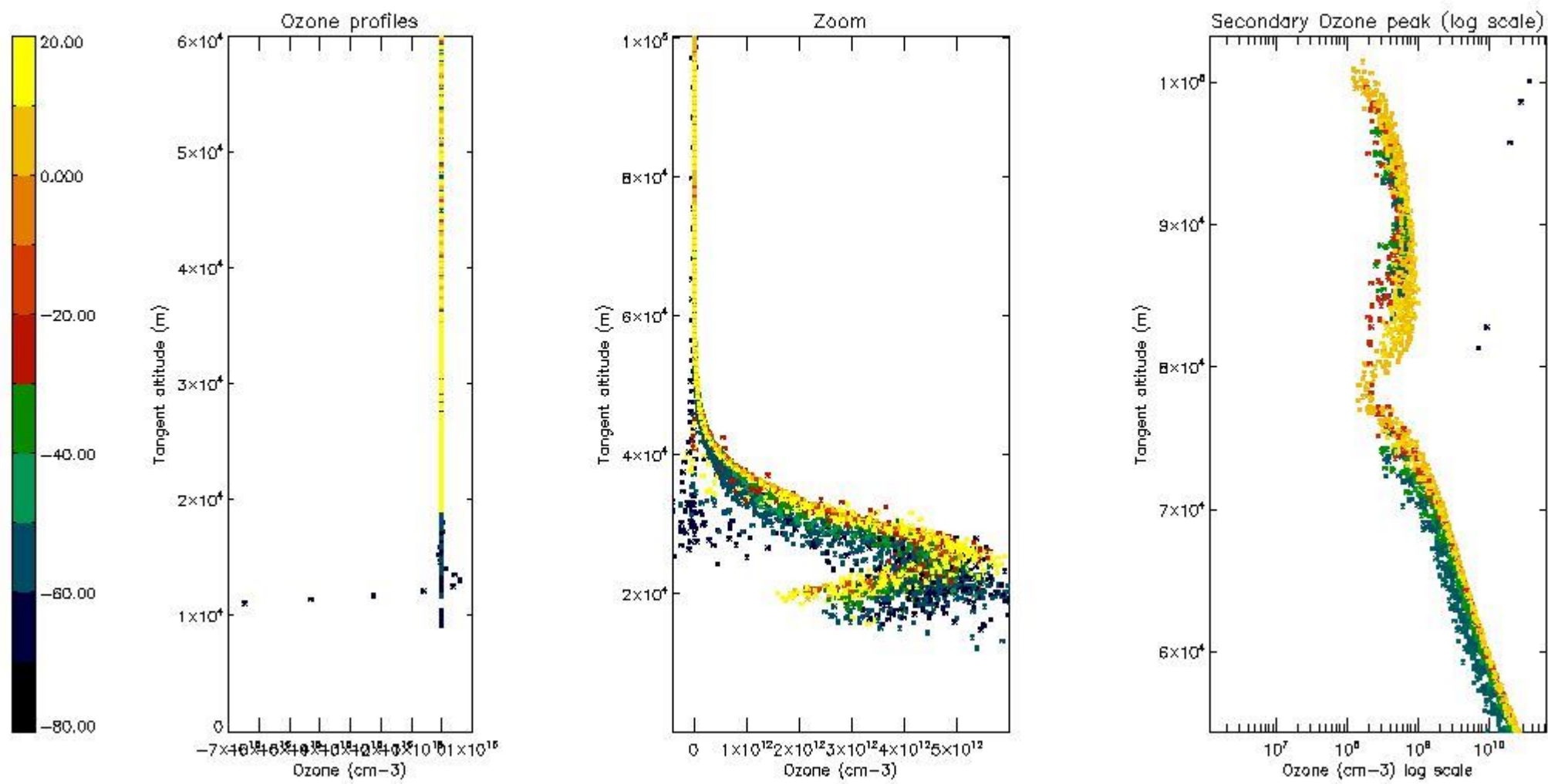
5.3 Plot ozone profiles where STD < 20% (dark without errors)

The colorbar represents the latitude.



5.4 Plot ozone profiles where STD < 10% (dark without errors)

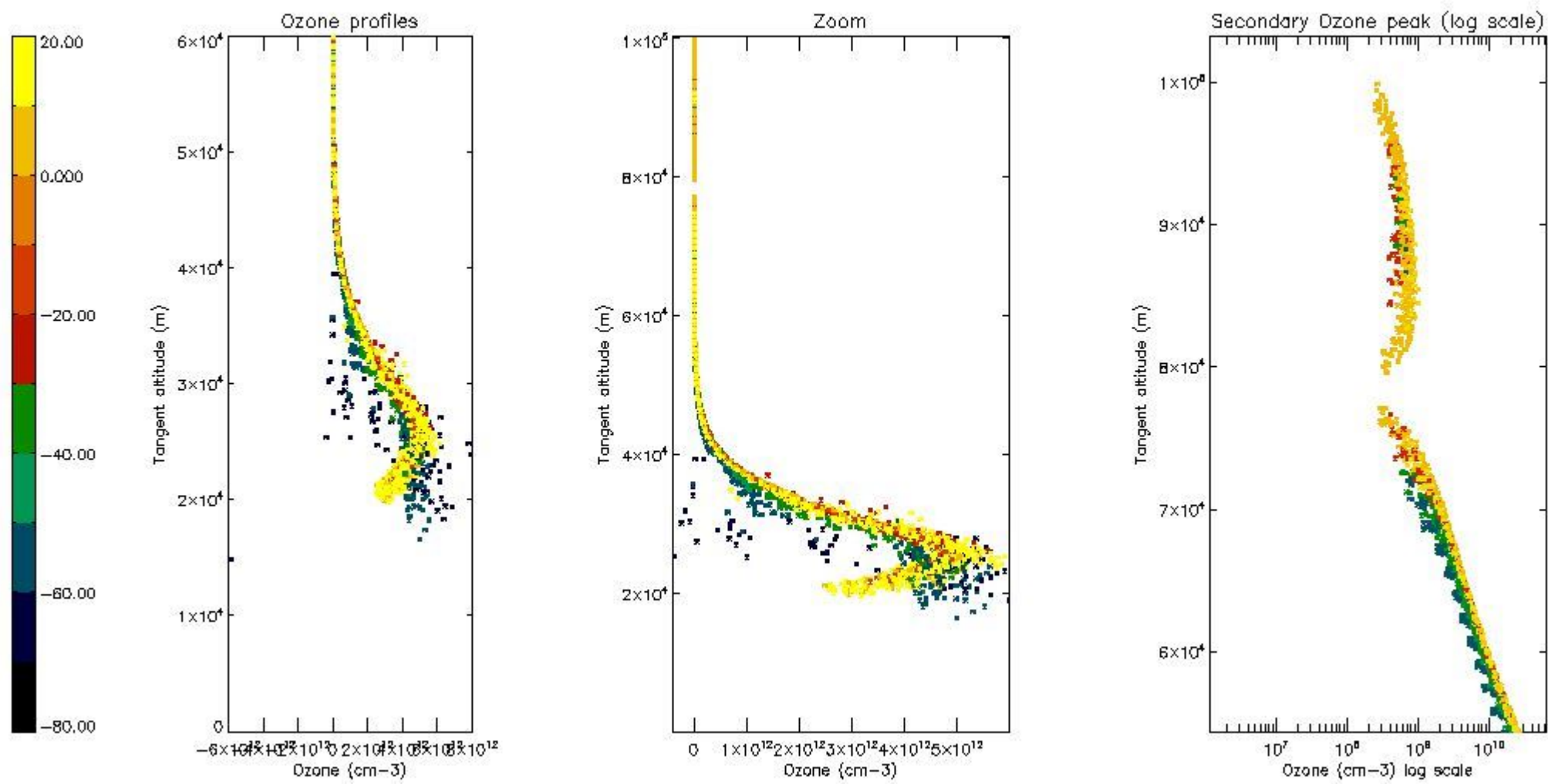
The colorbar represents the latitude.



*5.5 Plot ozone profiles where STD < 5% (dark without errors)*

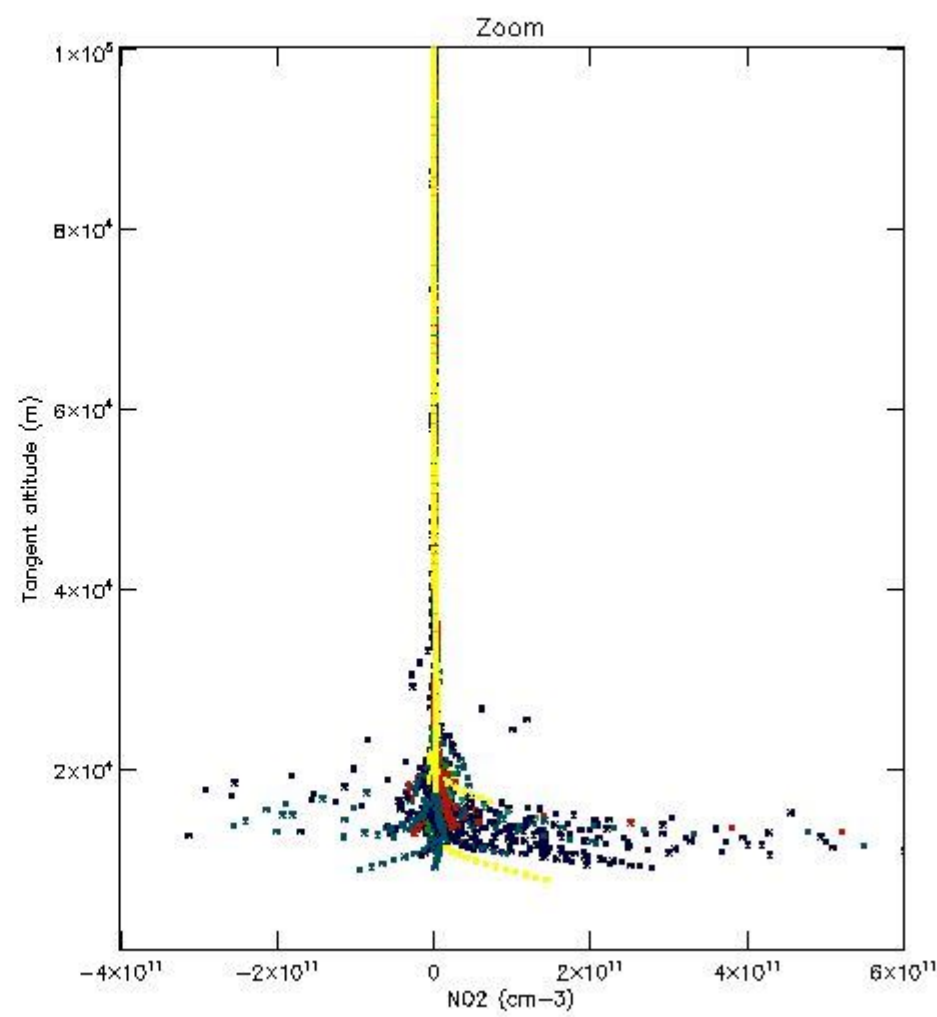
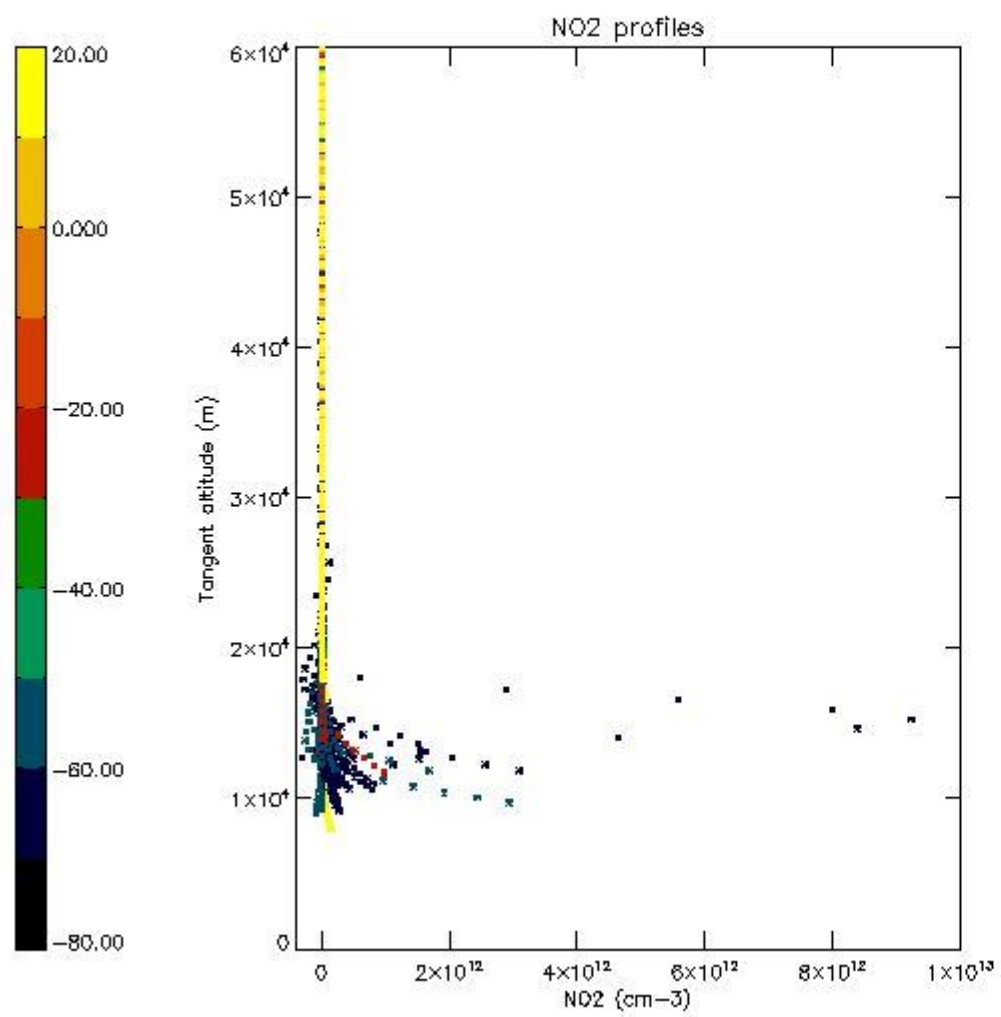
The colorbar represents the latitude.





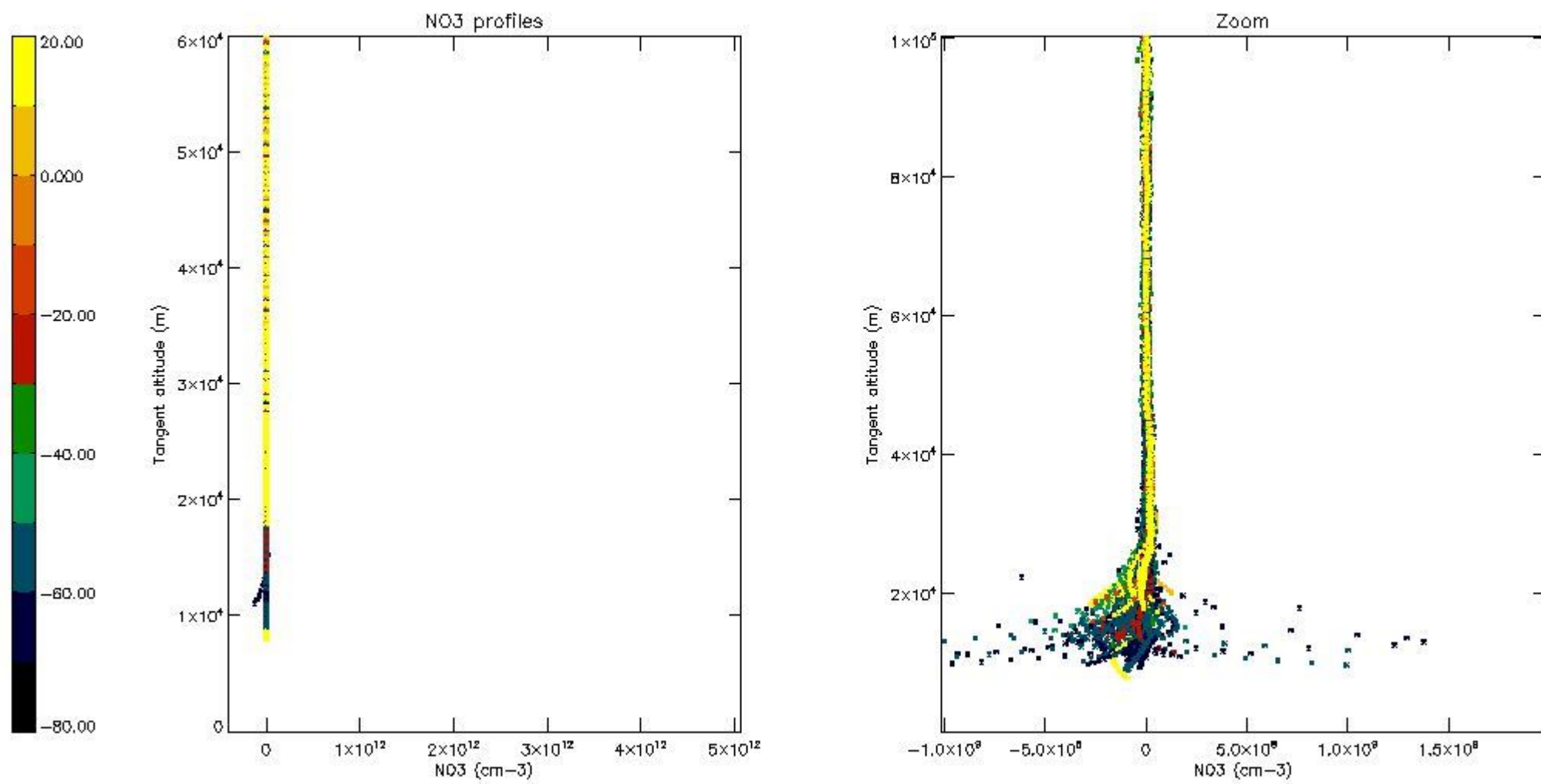
*5.6 Plot NO<sub>2</sub> profiles for all STD (dark without errors)*

The colorbar represents the latitude.



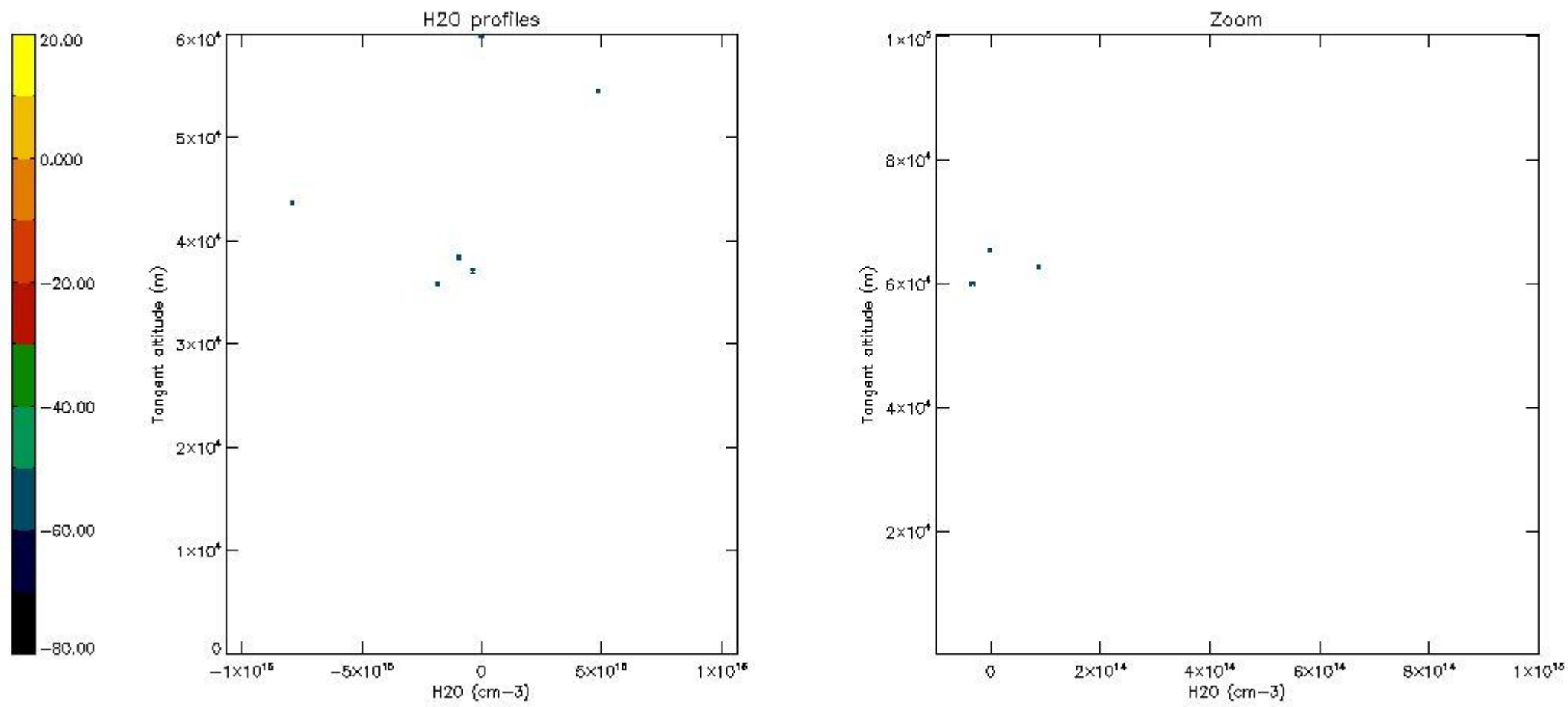
*5.7 Plot NO3 profiles for all STD (dark without errors)*

The colorbar represents the latitude.



5.8 Plot H<sub>2</sub>O profiles for all STD (only for occultations of stars 1,2,3,4,13,14,16,26,63 dark without errors)

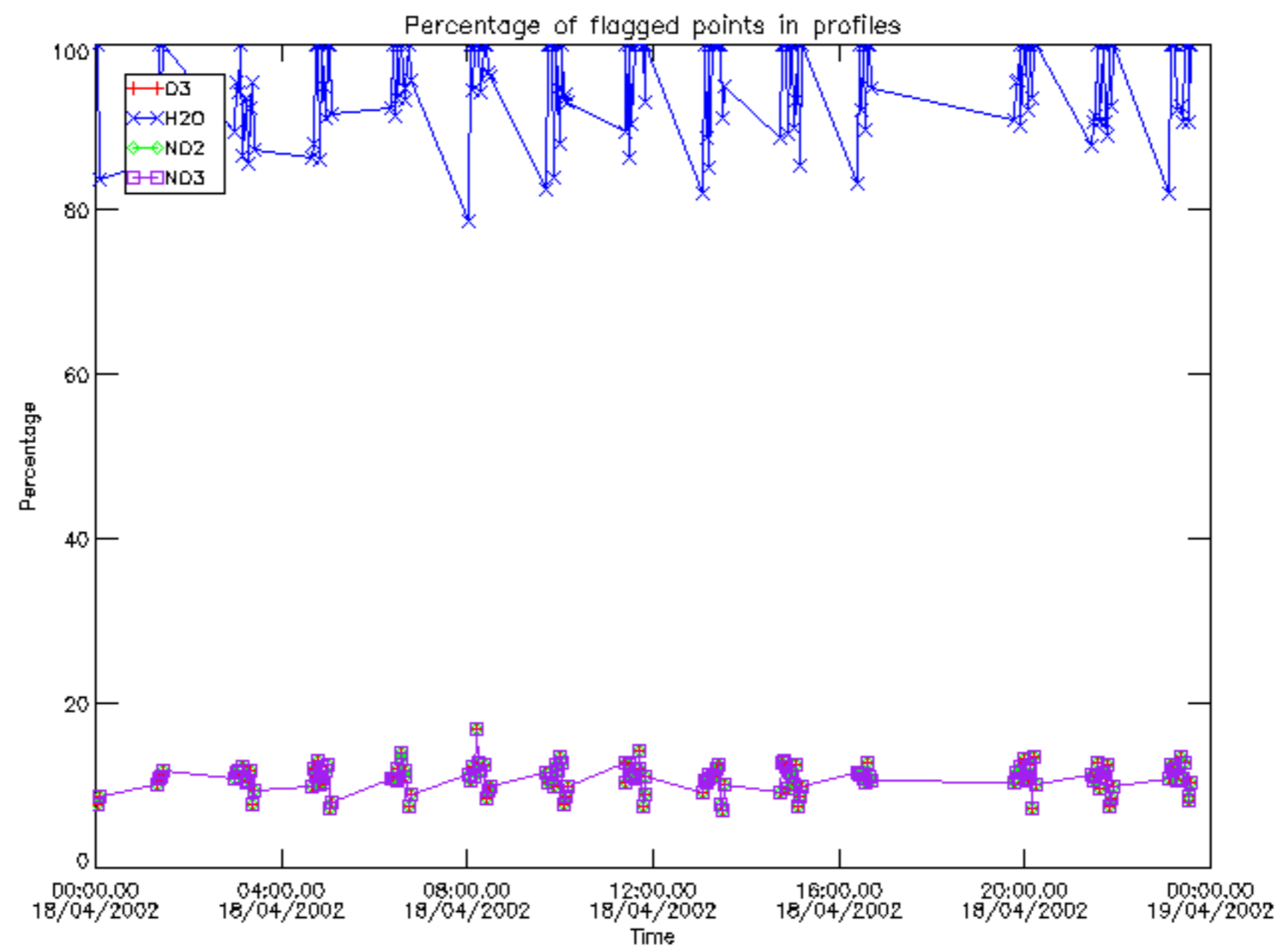
The colorbar represents the latitude.



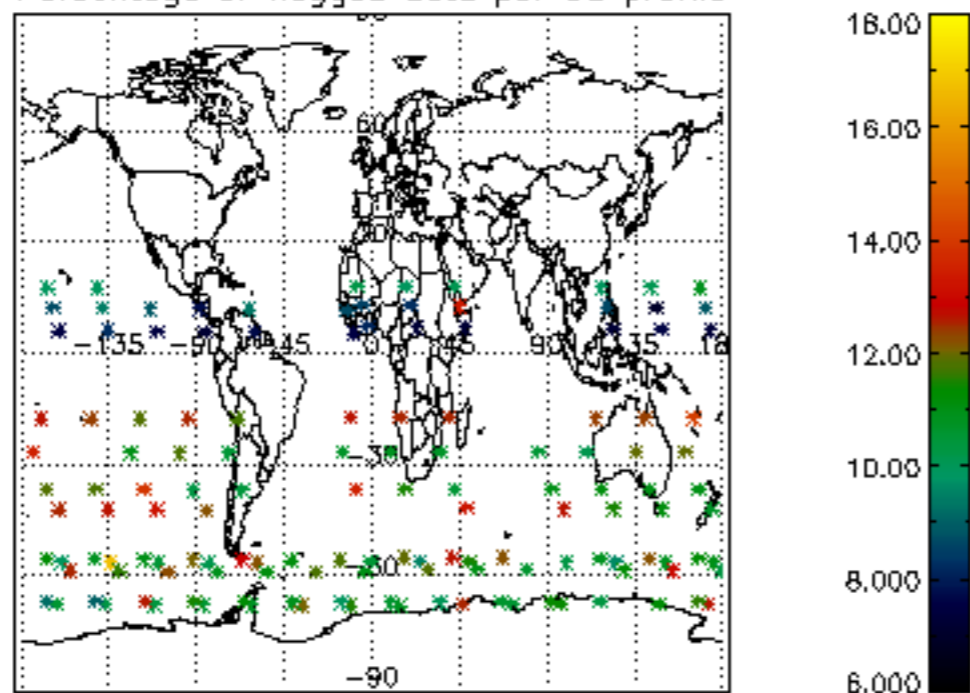
## 6. Auxiliary Data Files used for the production reported in section 2

The number reported in the third column indicates since which file (see list in section 2) the corresponding auxiliary file has been used. The fourth column is the date of those product files.

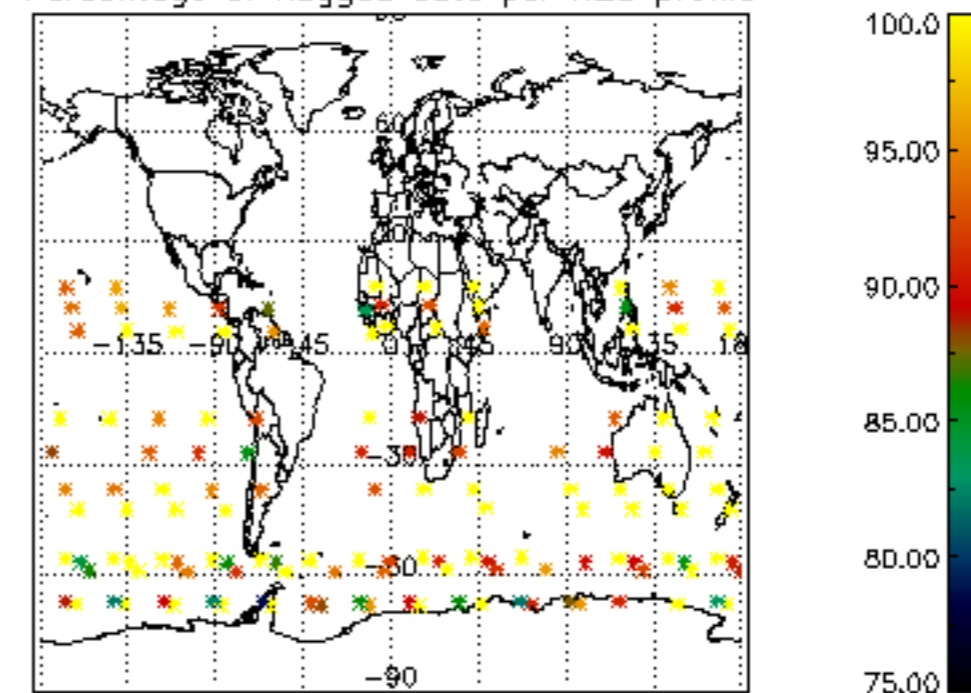
Type	Auxiliary Filename	Used since product	Used since product date
INST_PHYS_CHARACTERISTICS	GOM_INS_AXNIEC20050627_150440_20020301_000000_20100101_000000	1	18-APR-2002 00:01:43
LEVEL-2_PROC_CONFIG	GOM_PR2_AXVIEC20091111_152718_20020301_000000_20500101_000000	1	18-APR-2002 00:01:43
CROSS_SECTIONS_FILE	GOM_CRS_AXVIEC20091111_154832_20020301_000000_20500101_000000	1	18-APR-2002 00:01:43



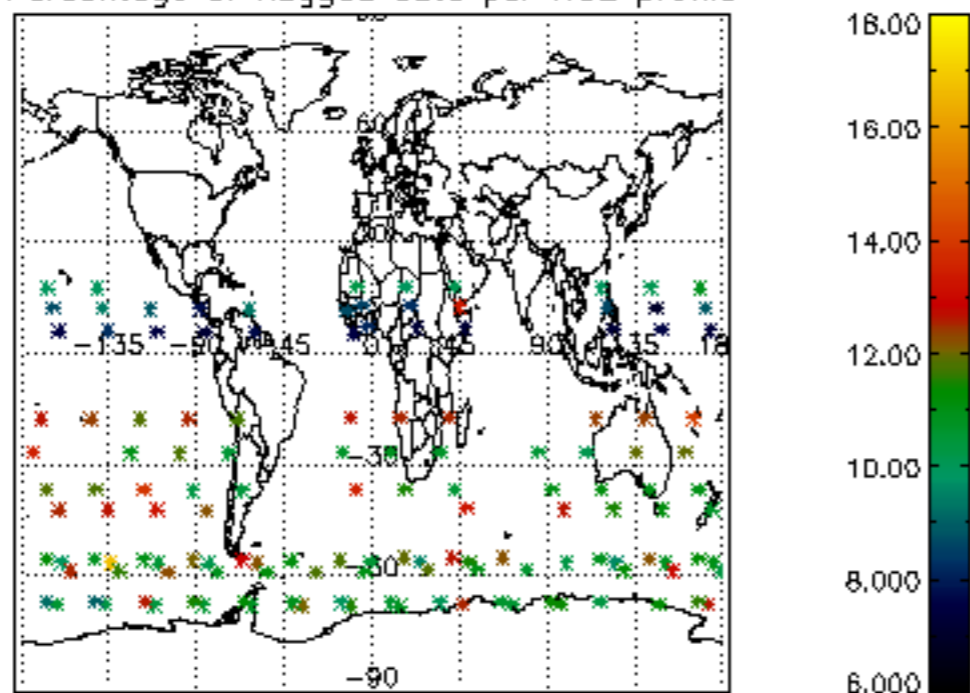
Percentage of flagged data per D3 profile



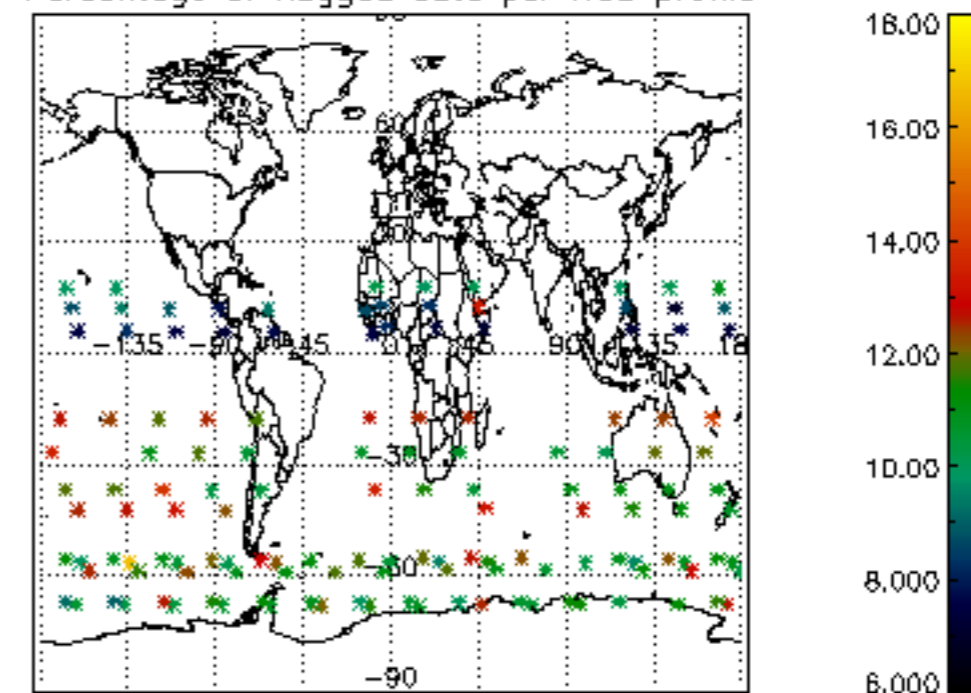
Percentage of flagged data per H2O profile

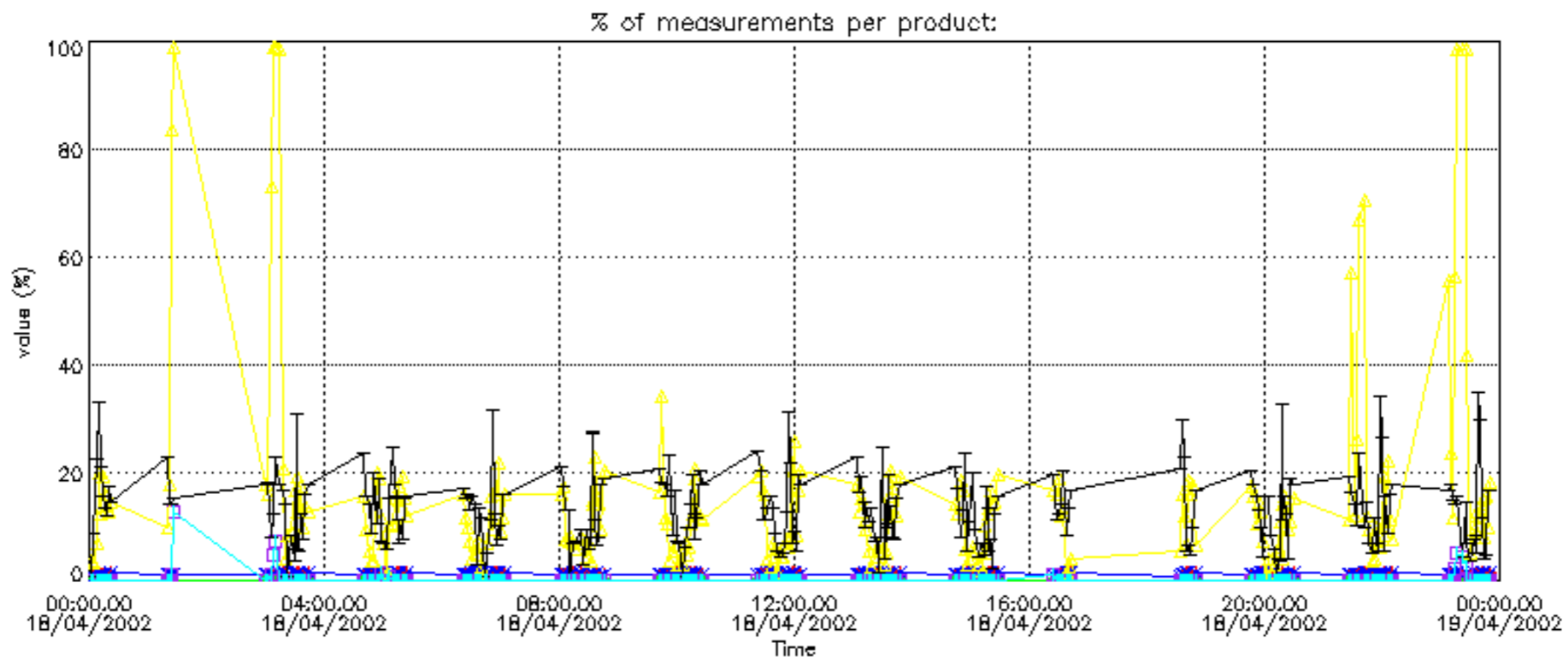


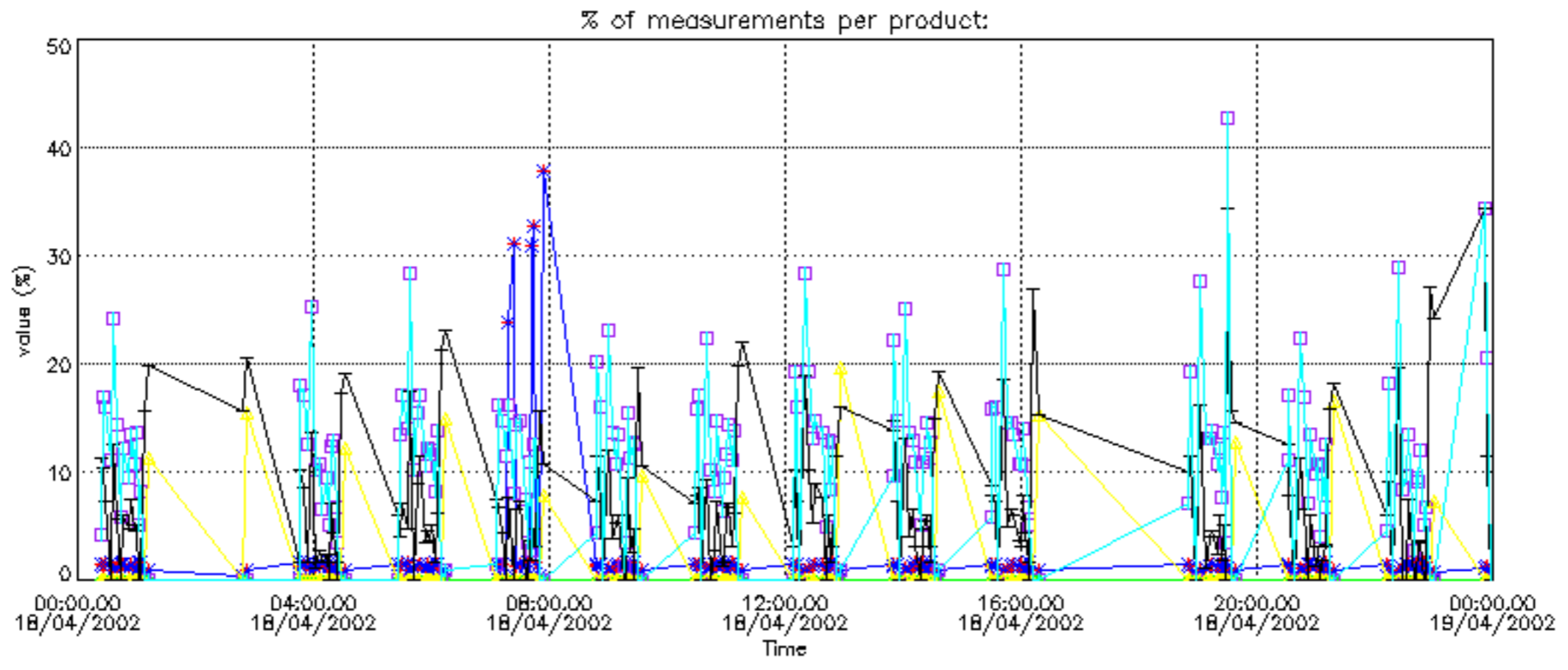
Percentage of flagged data per NO2 profile



Percentage of flagged data per NO3 profile

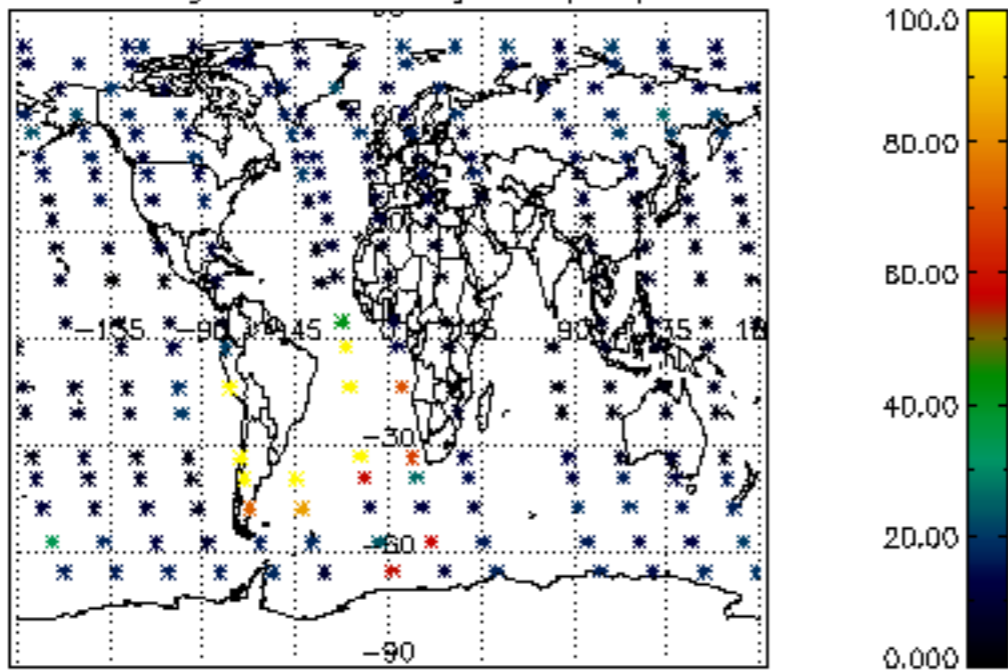




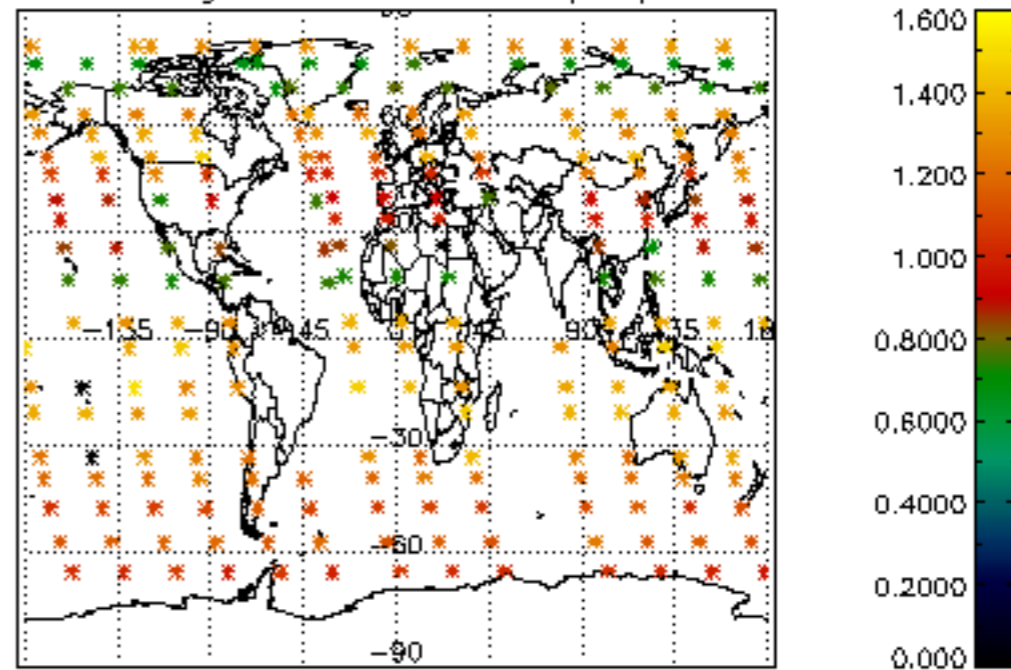




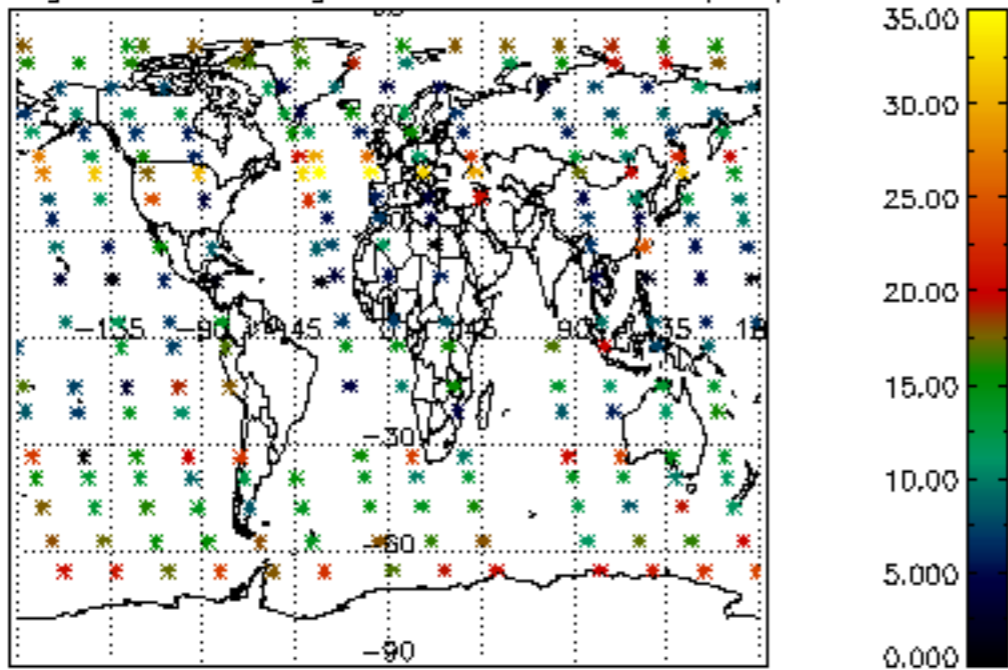
Percentage of cosmic ray hits per profile



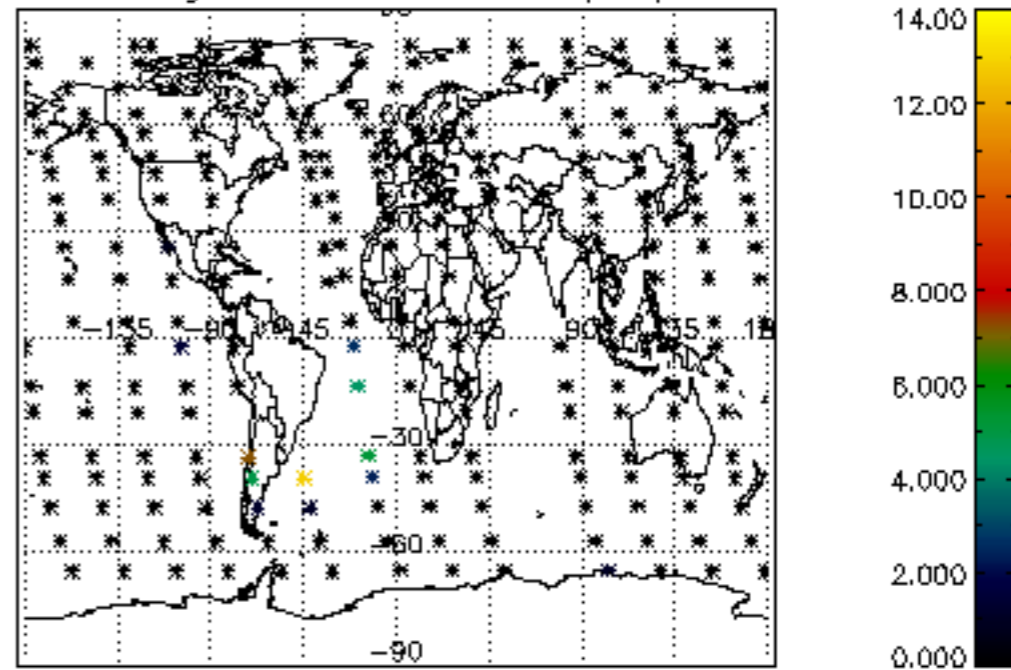
Percentage of datation errors per profile



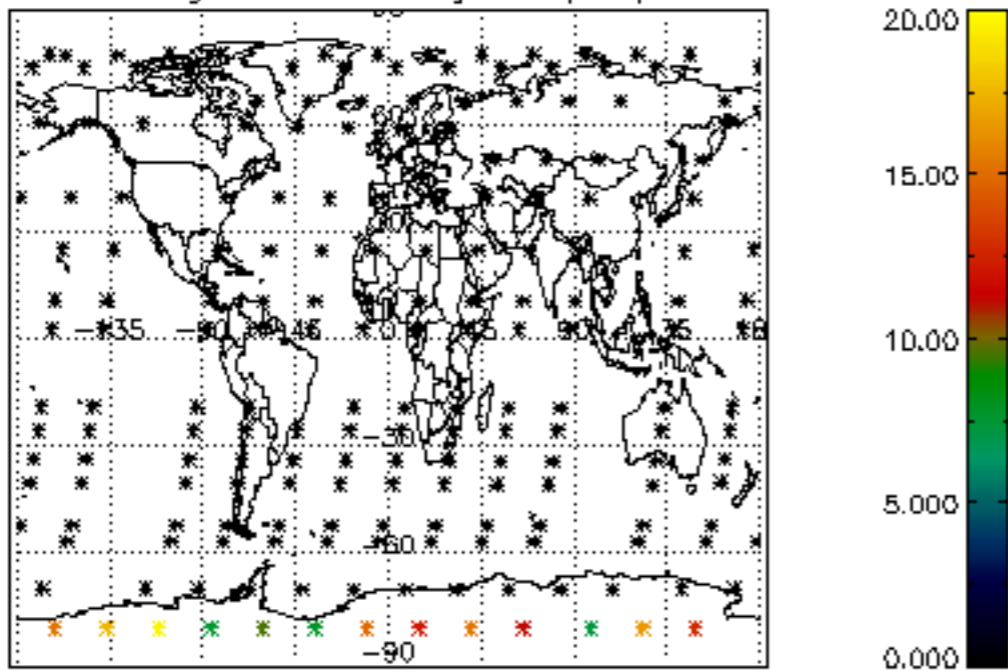
Percentage of star falling outside central band per profile



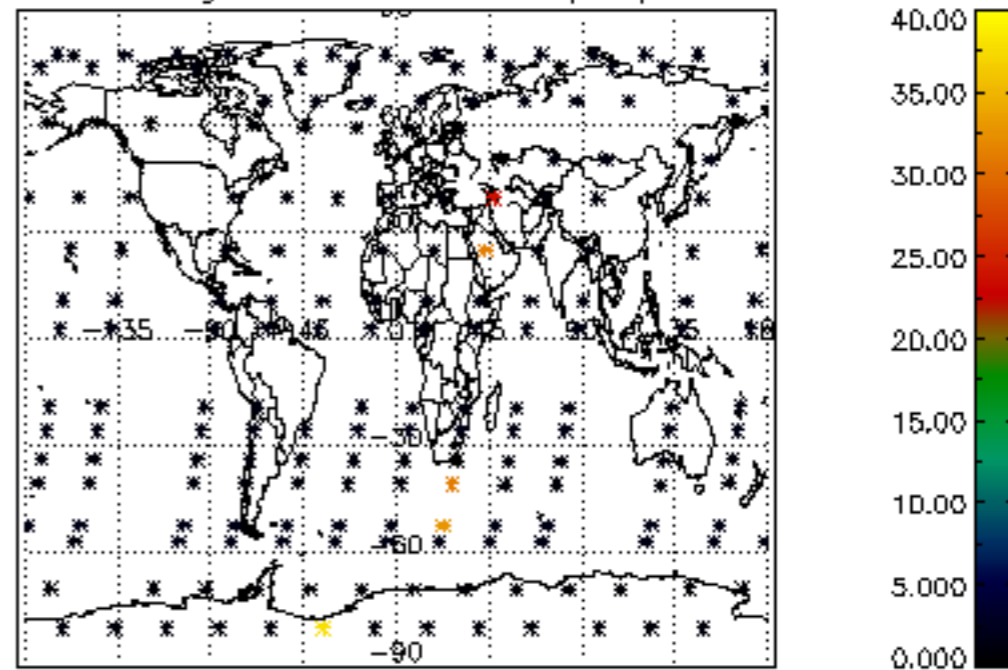
Percentage of saturation errors per profile



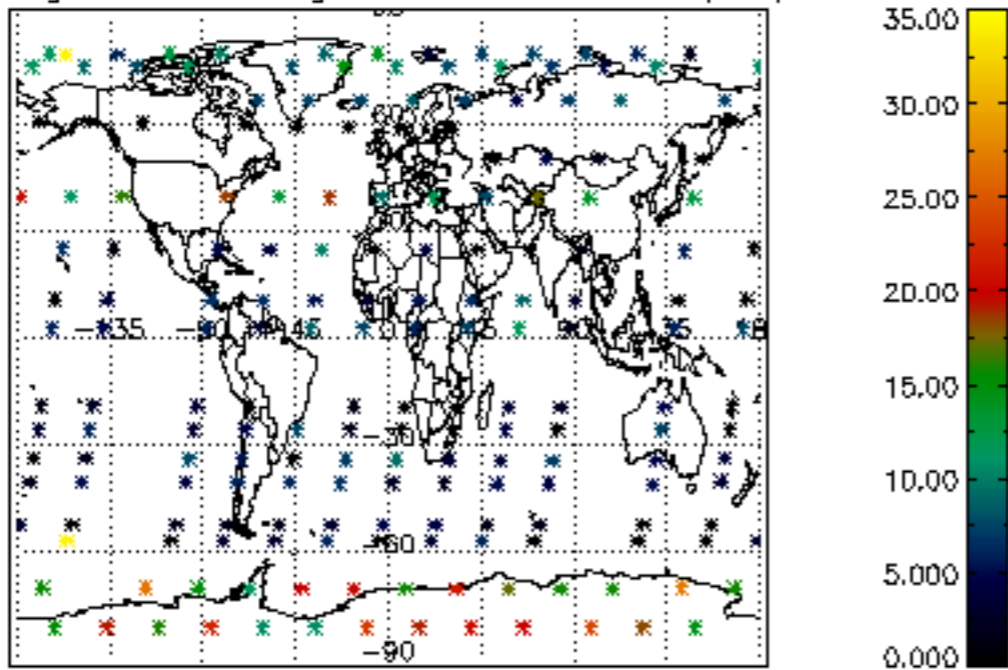
Percentage of cosmic ray hits per profile



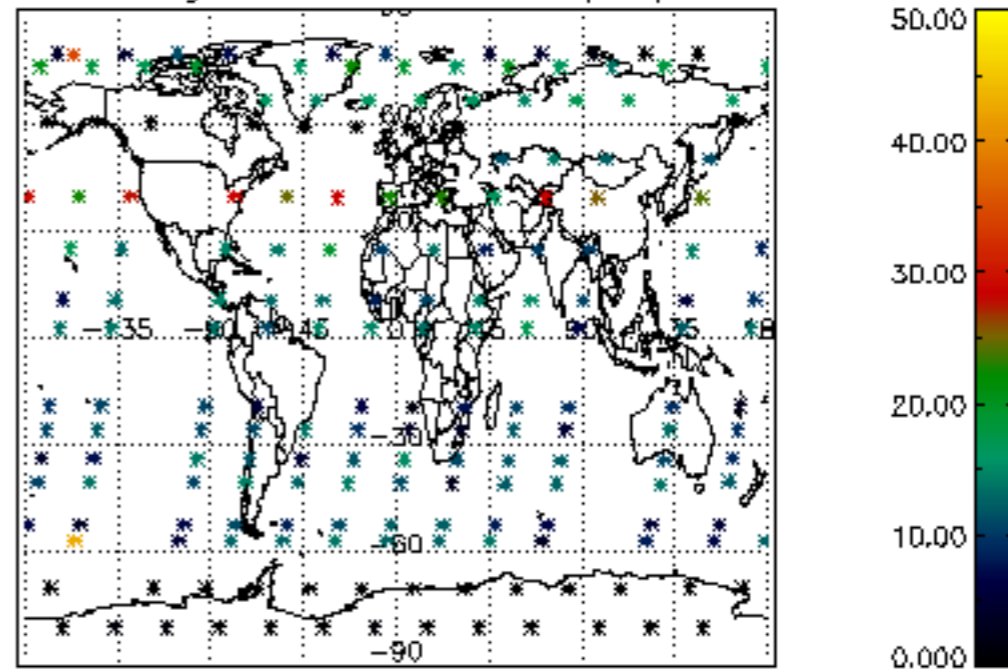
Percentage of datation errors per profile

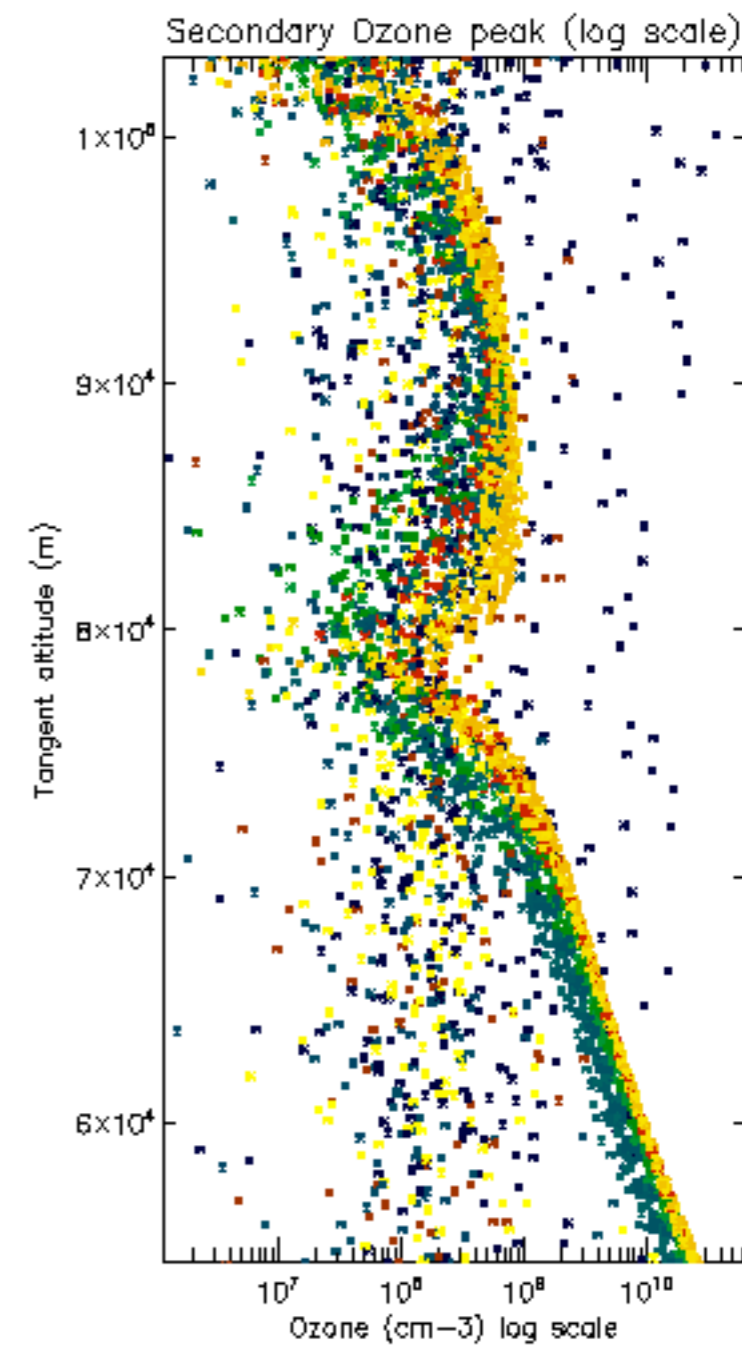
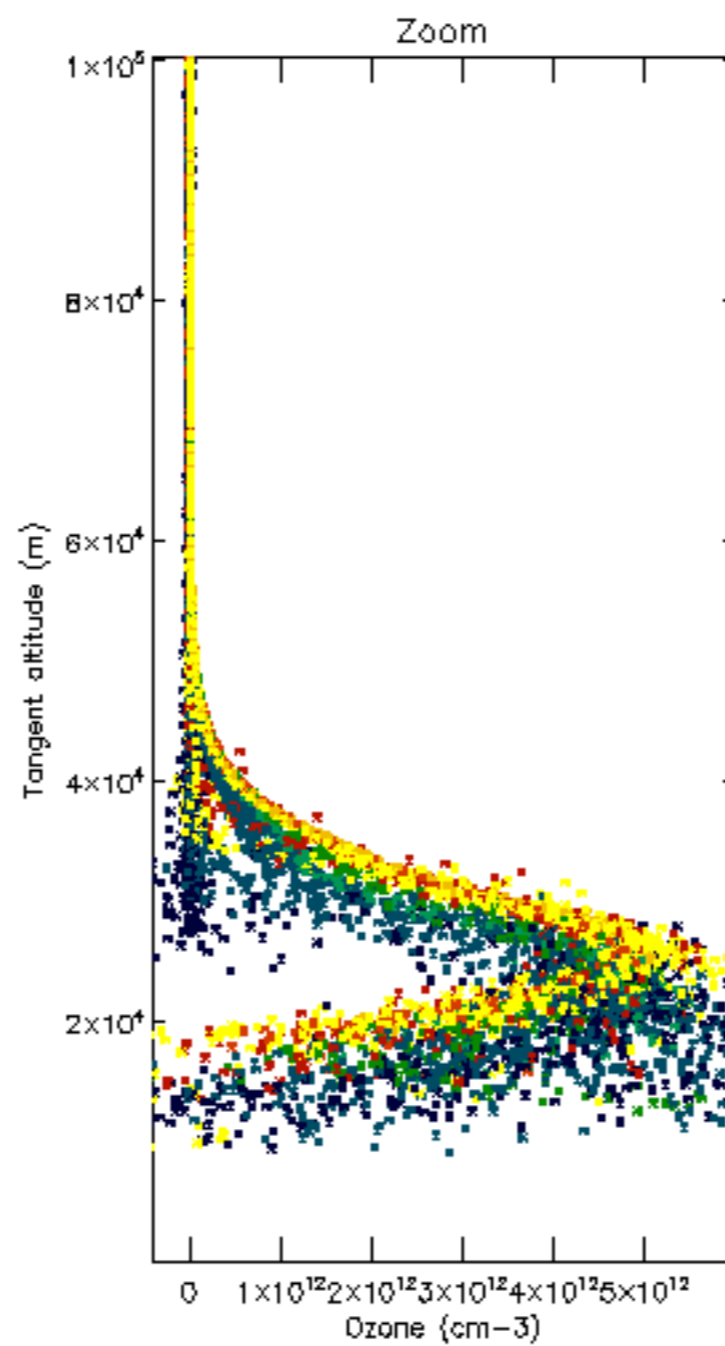
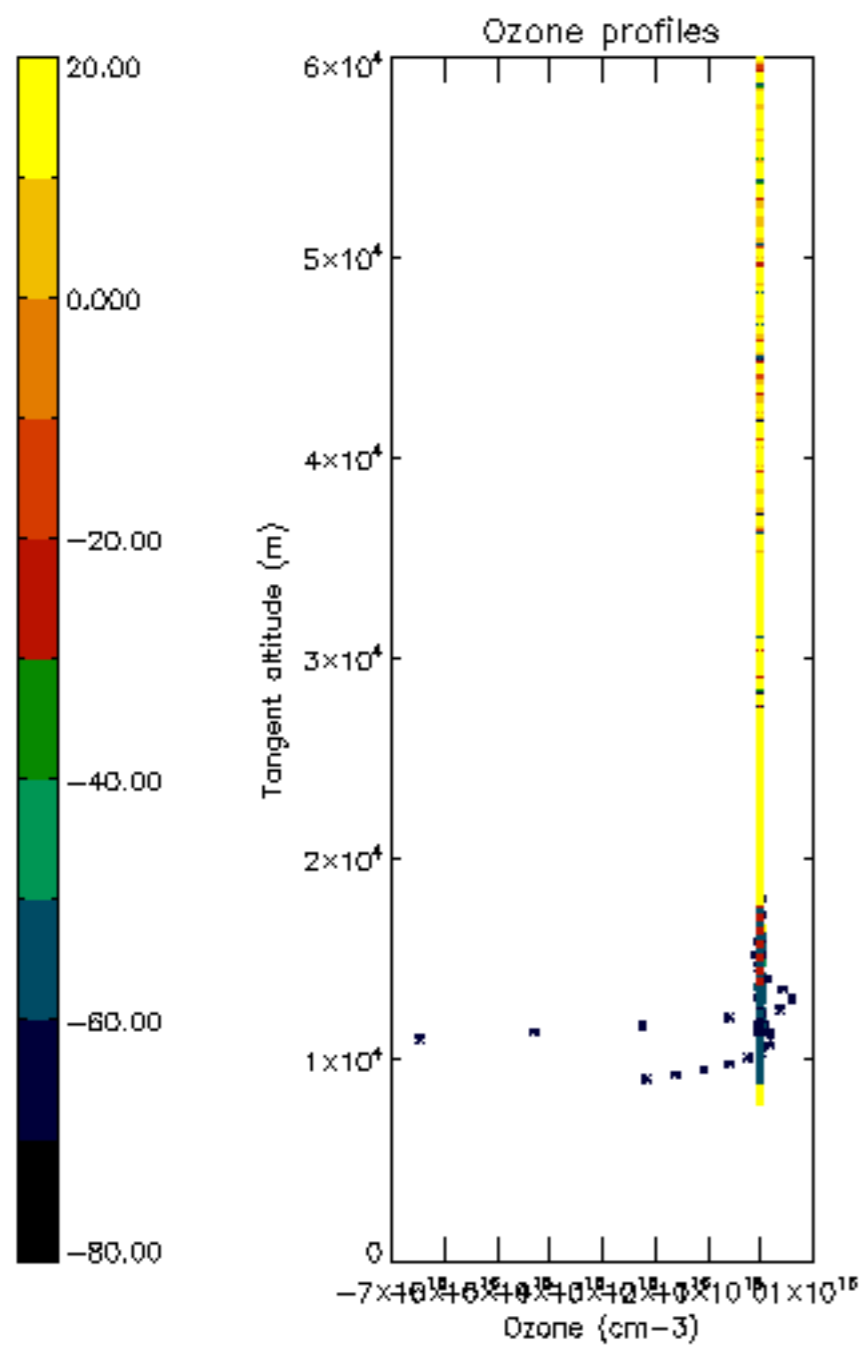


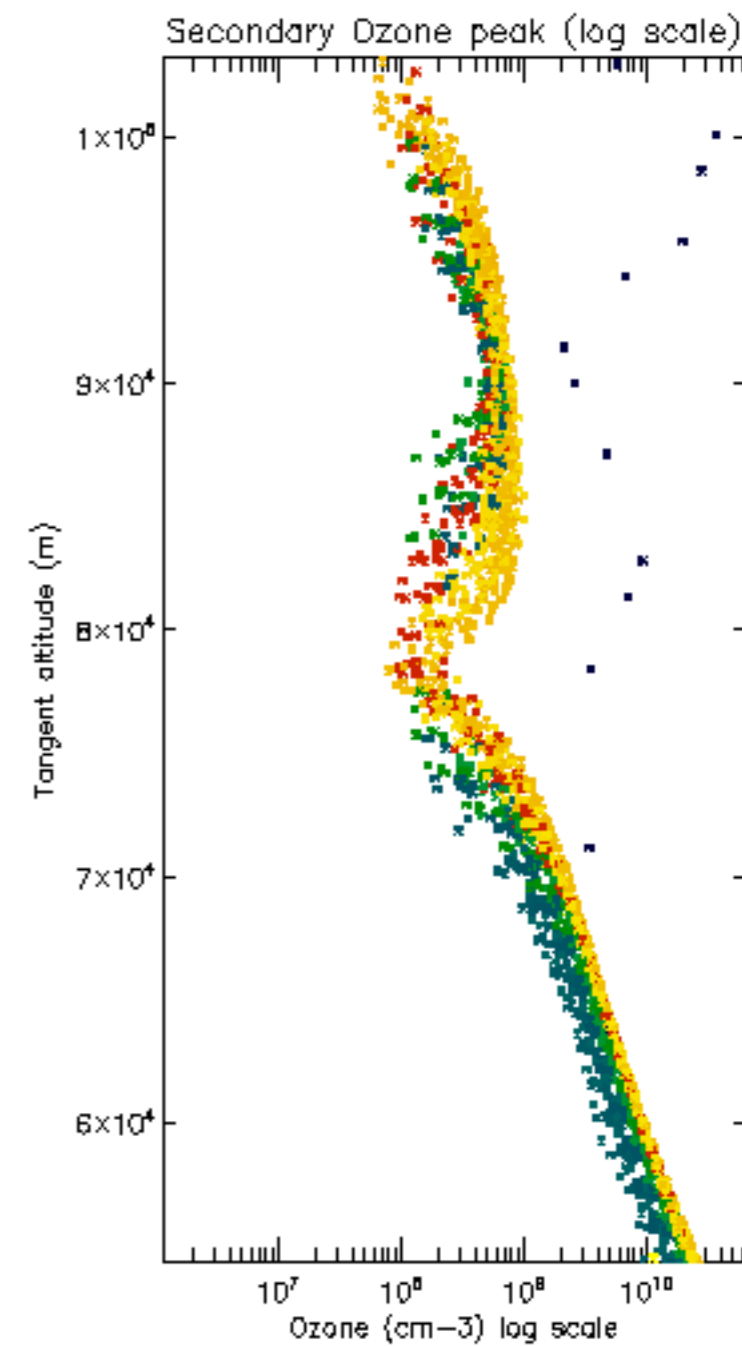
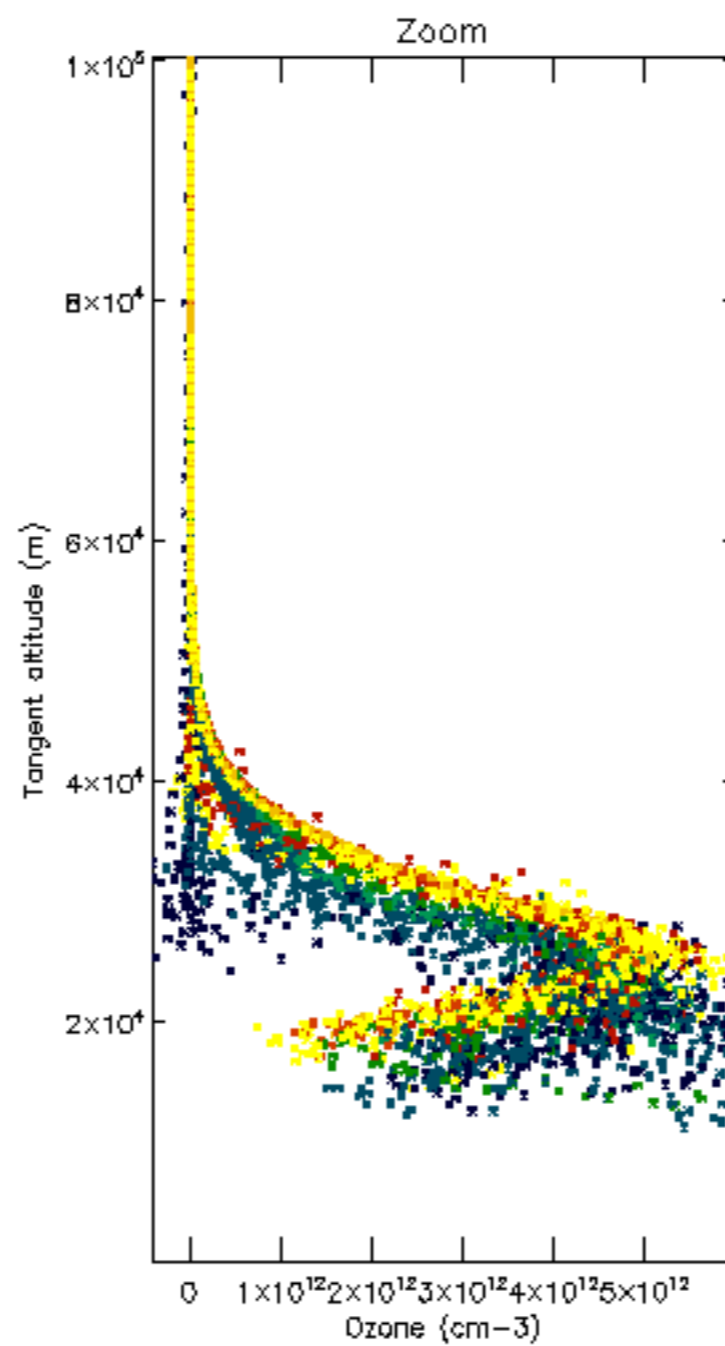
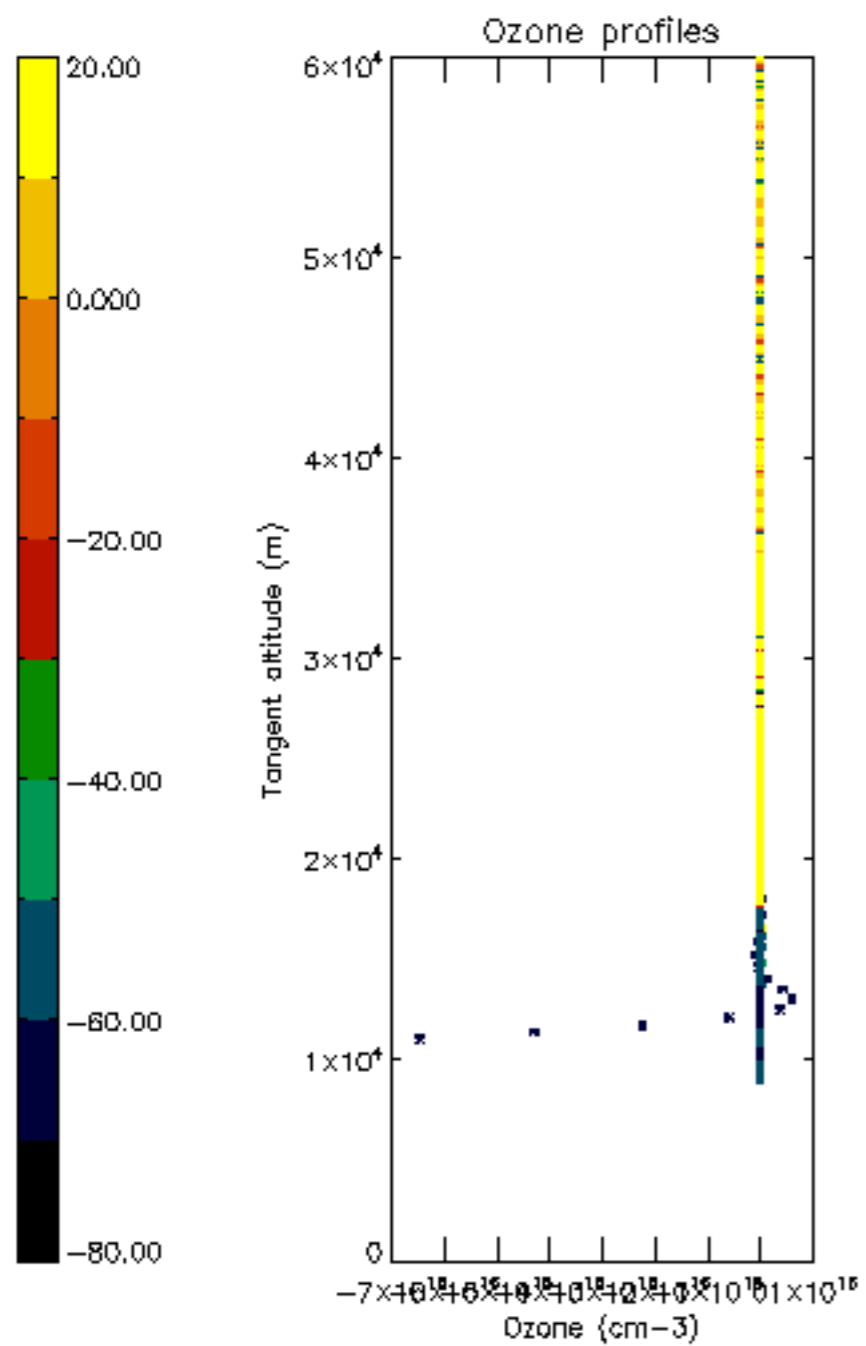
Percentage of star falling outside central band per profile

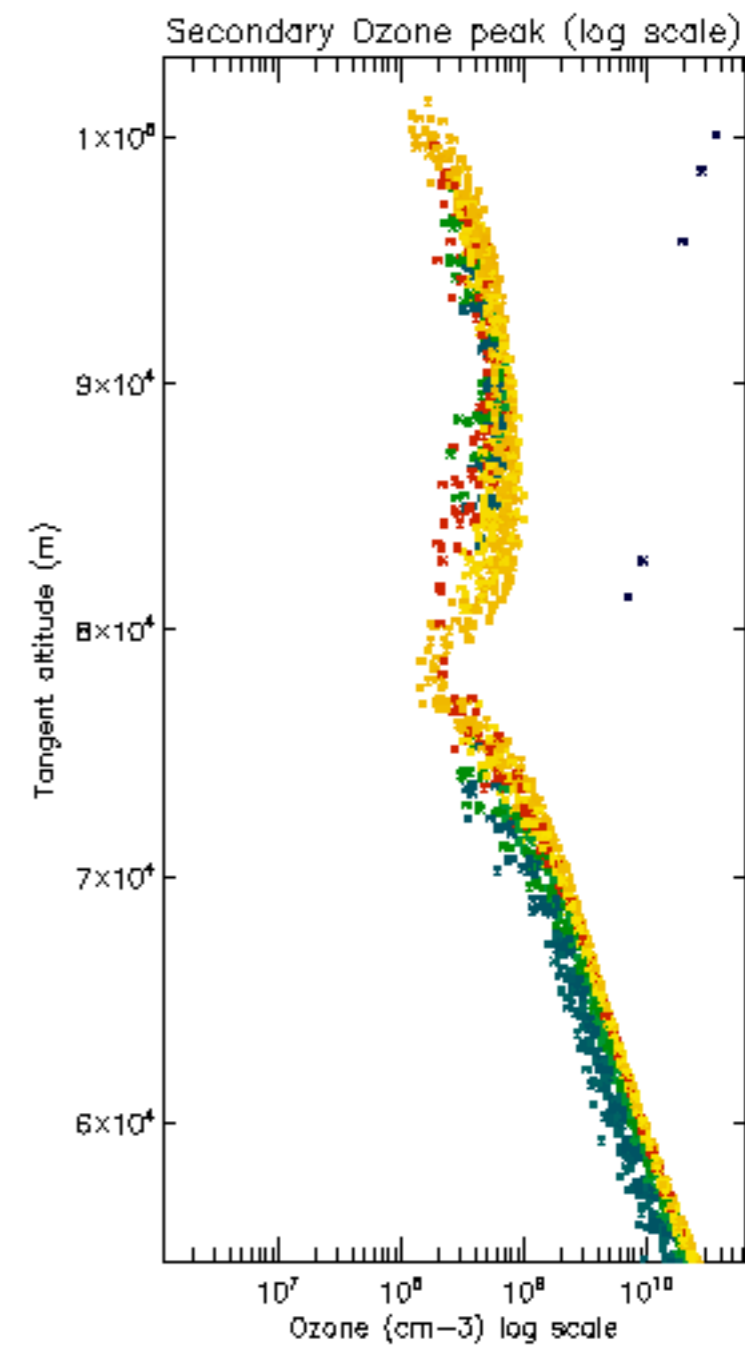
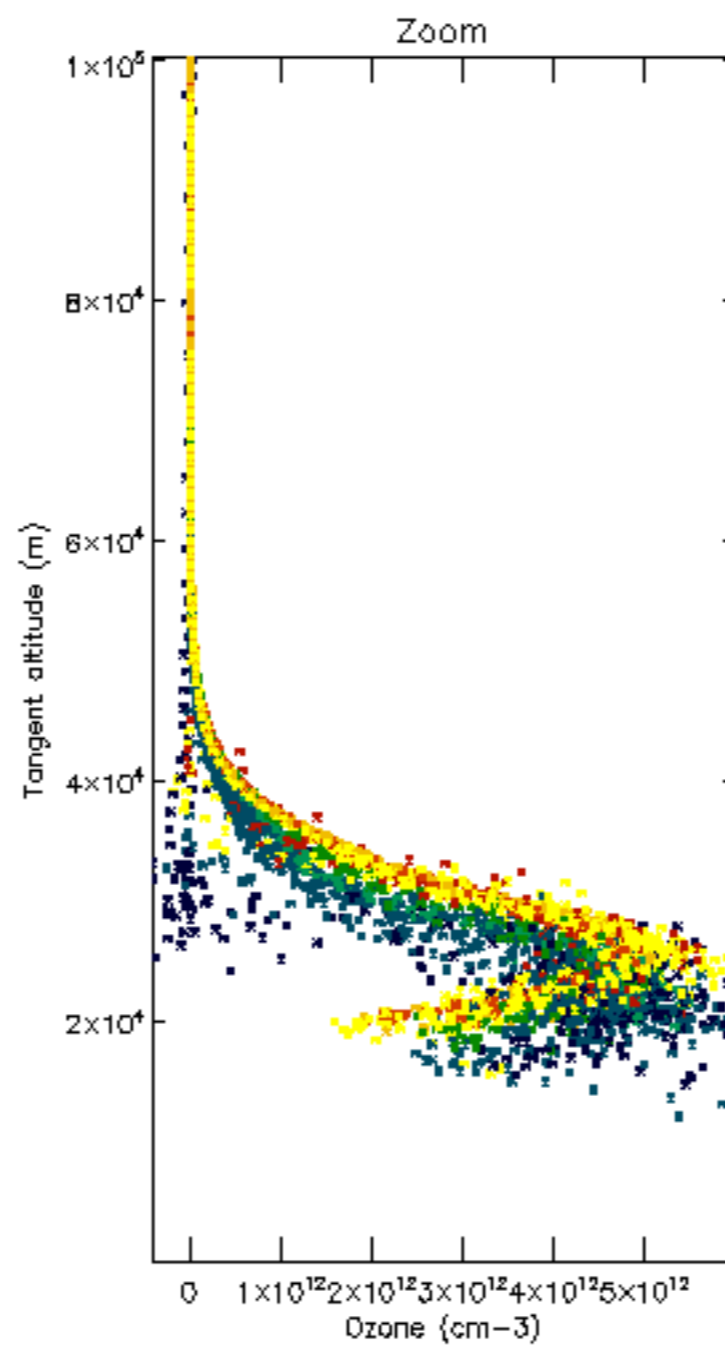
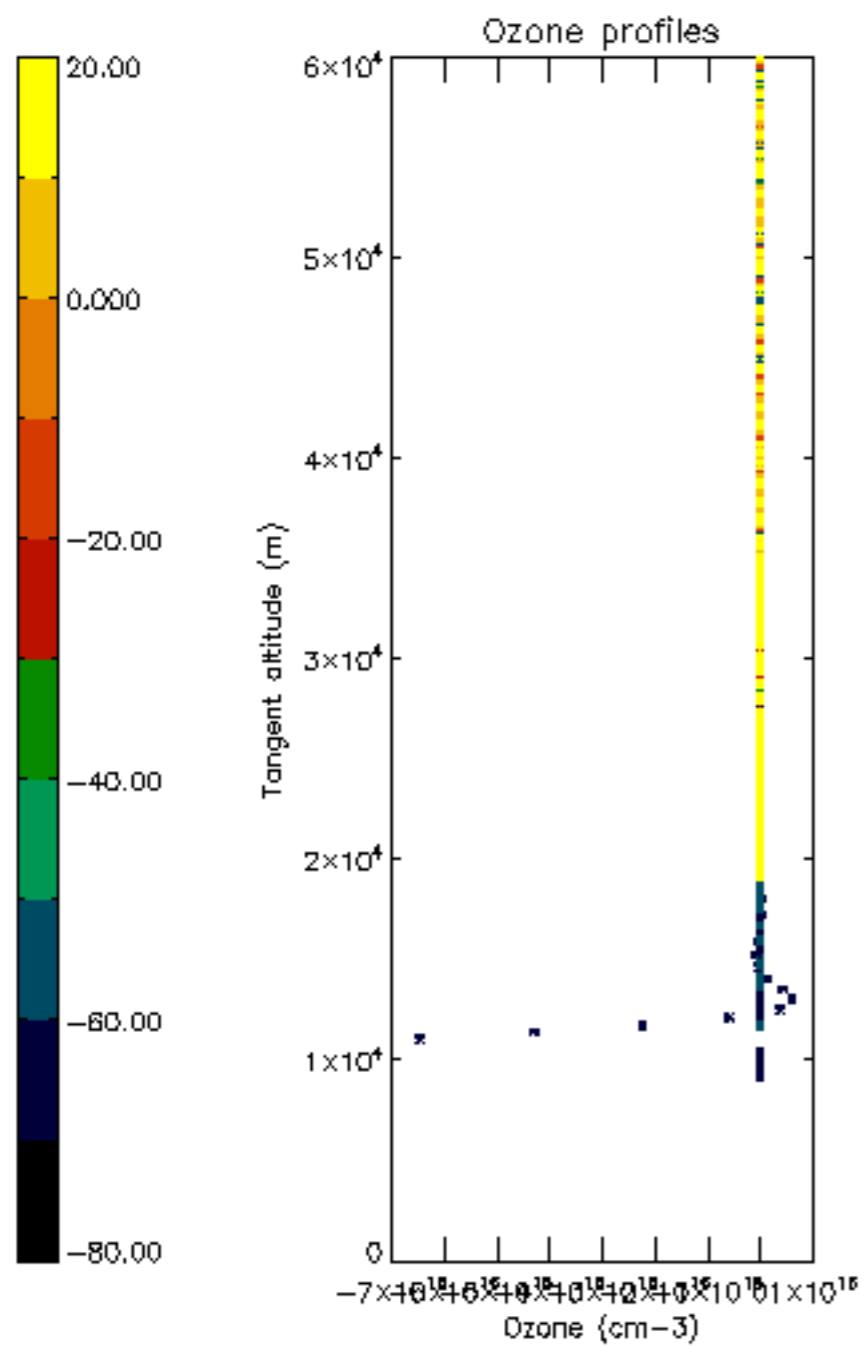


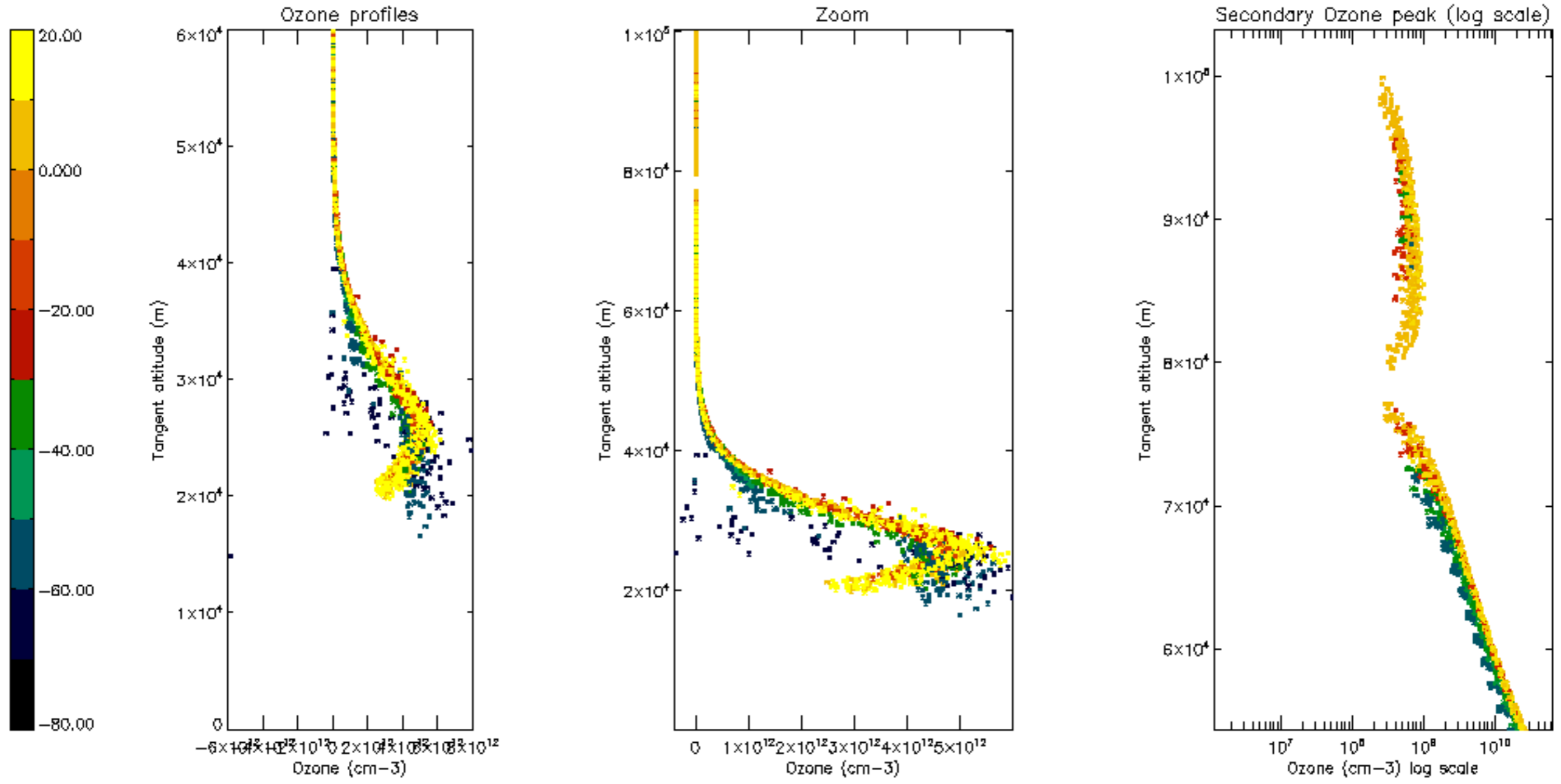
Percentage of saturation errors per profile

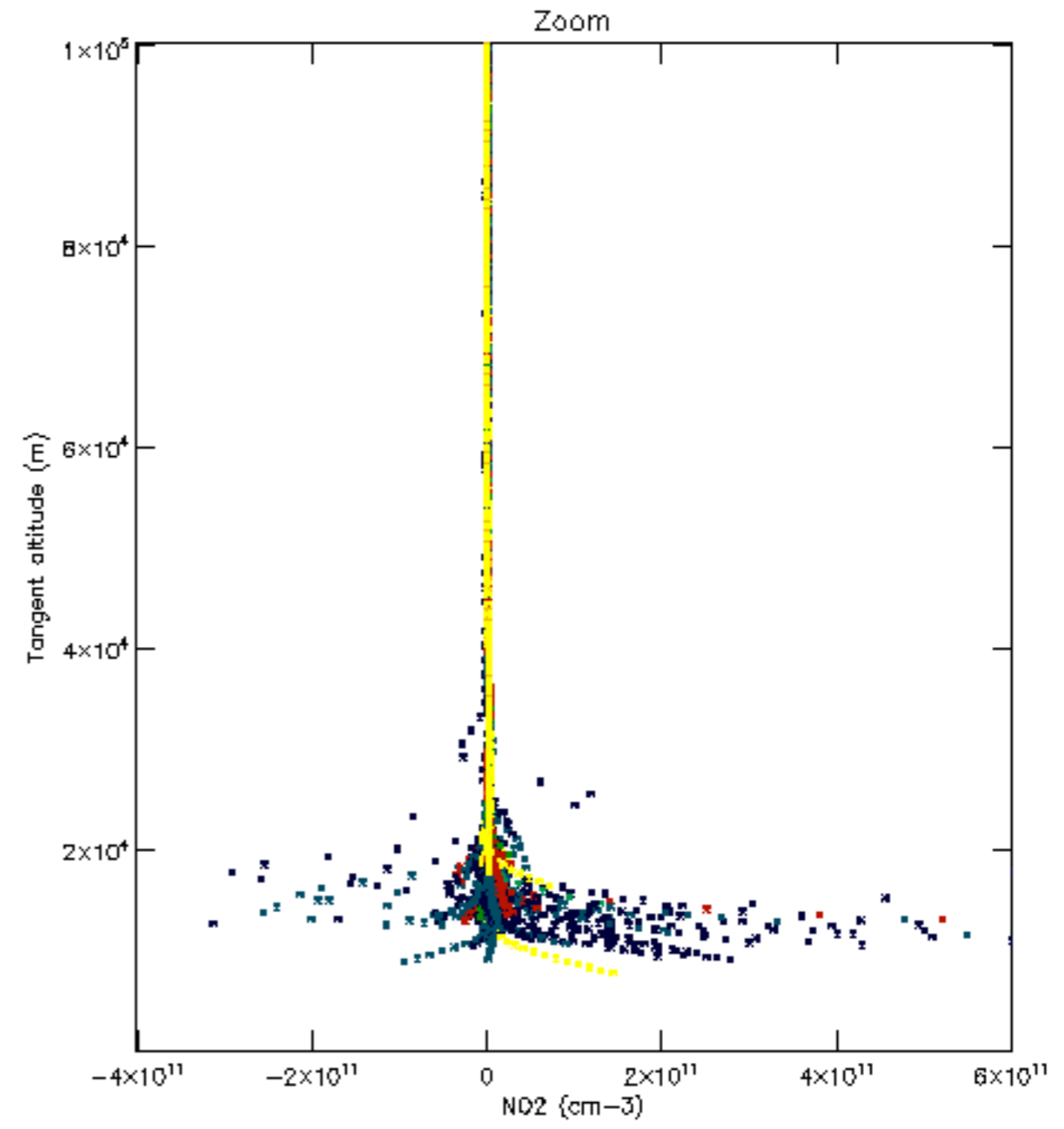
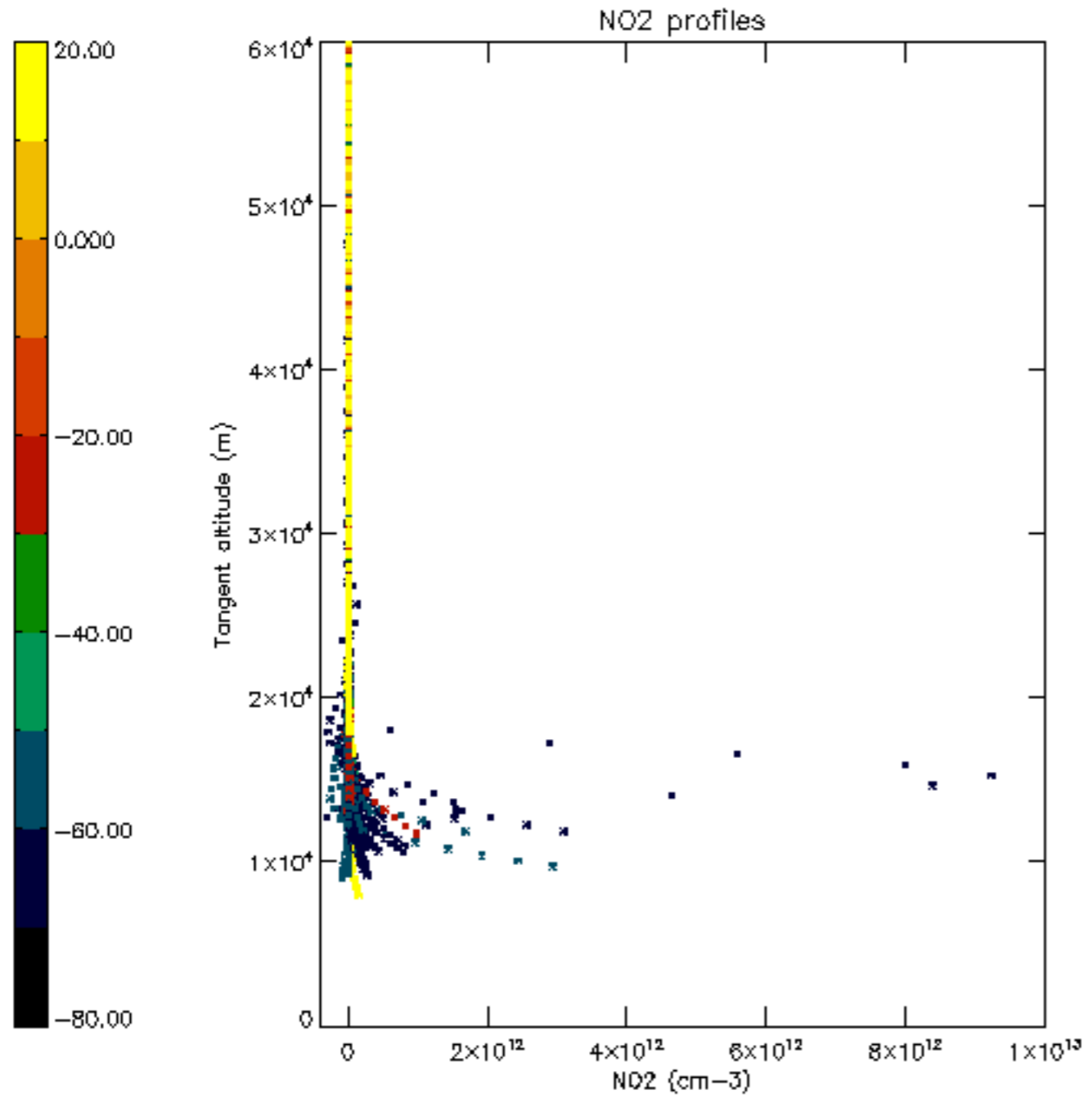


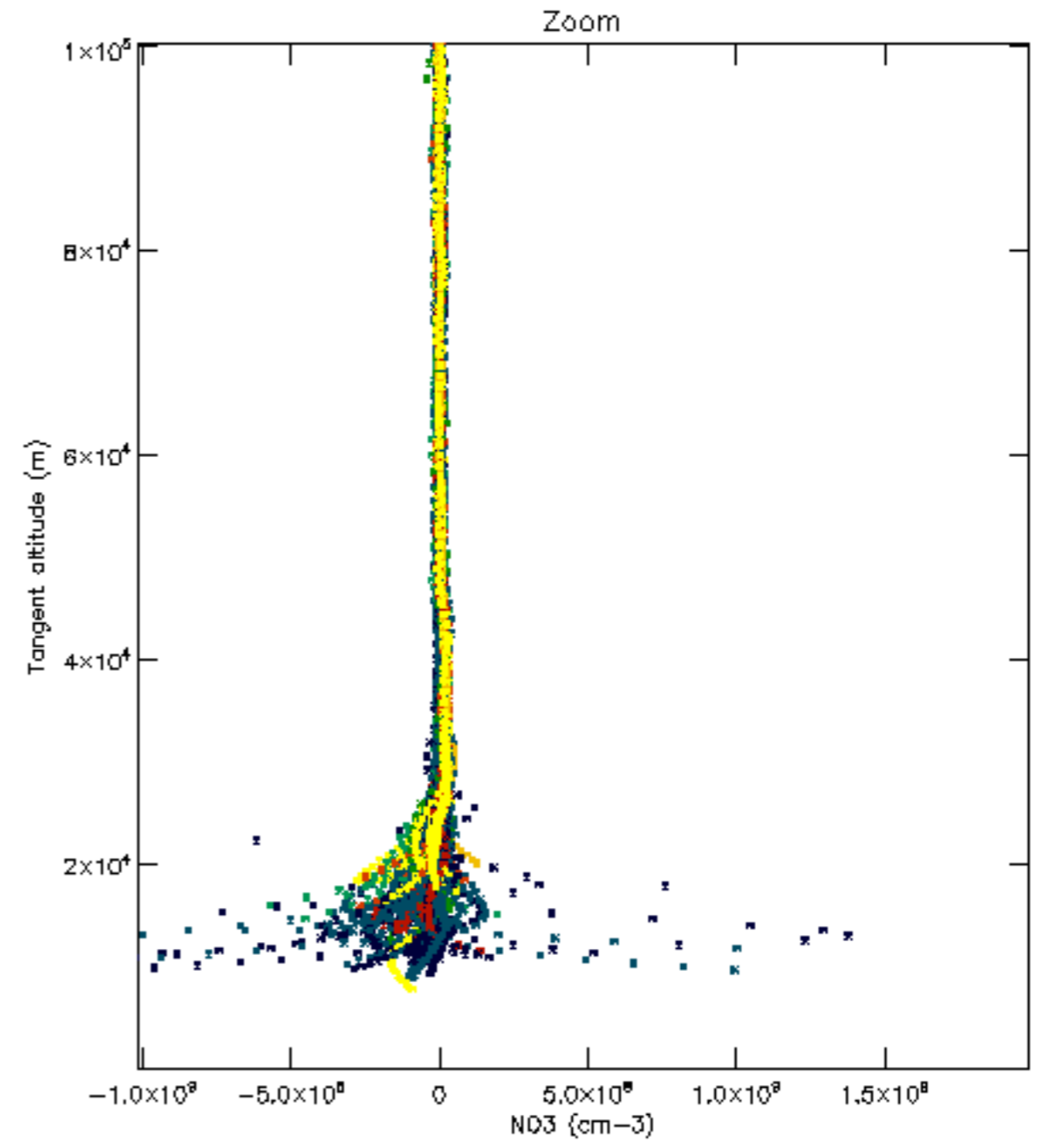
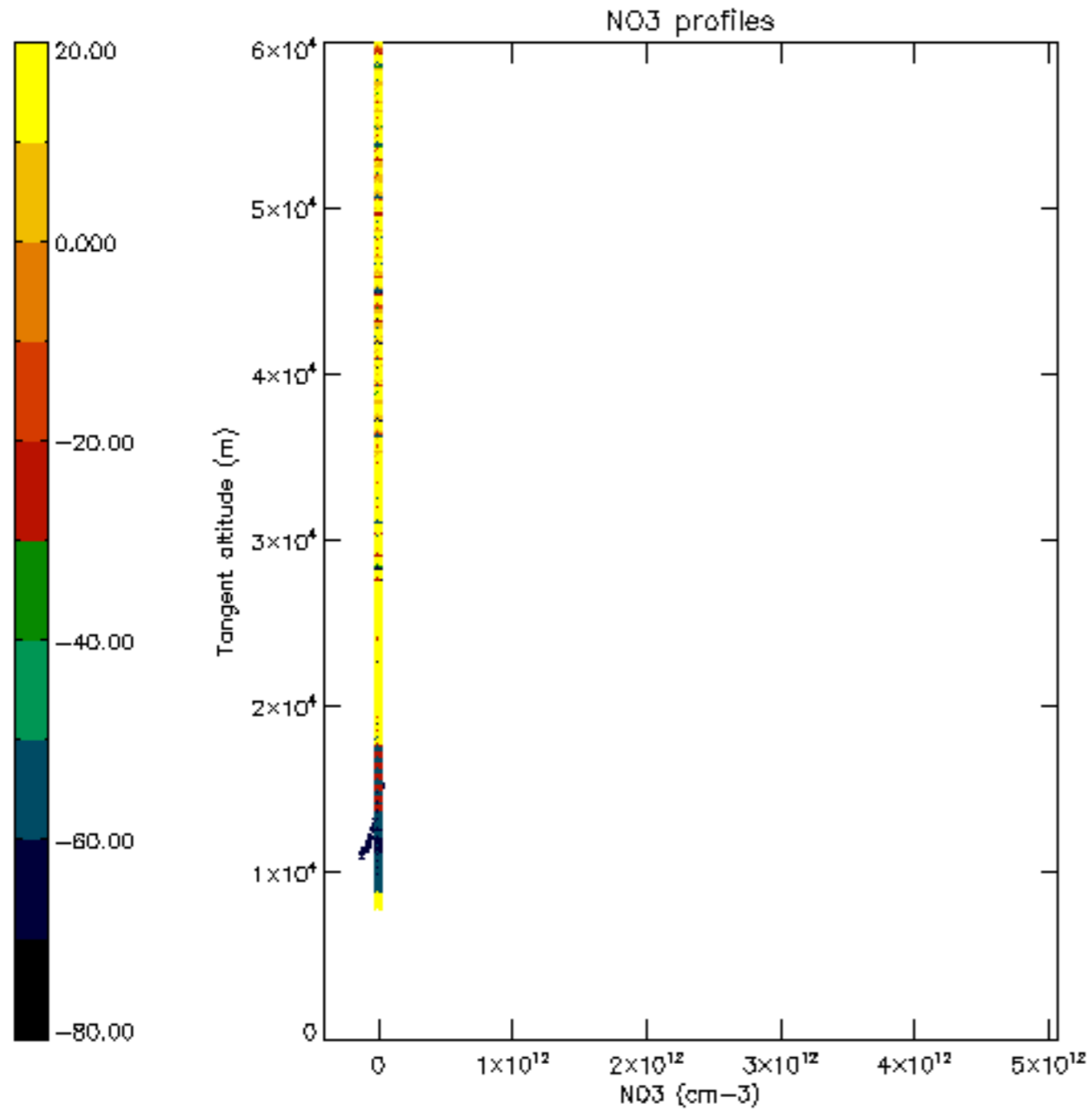




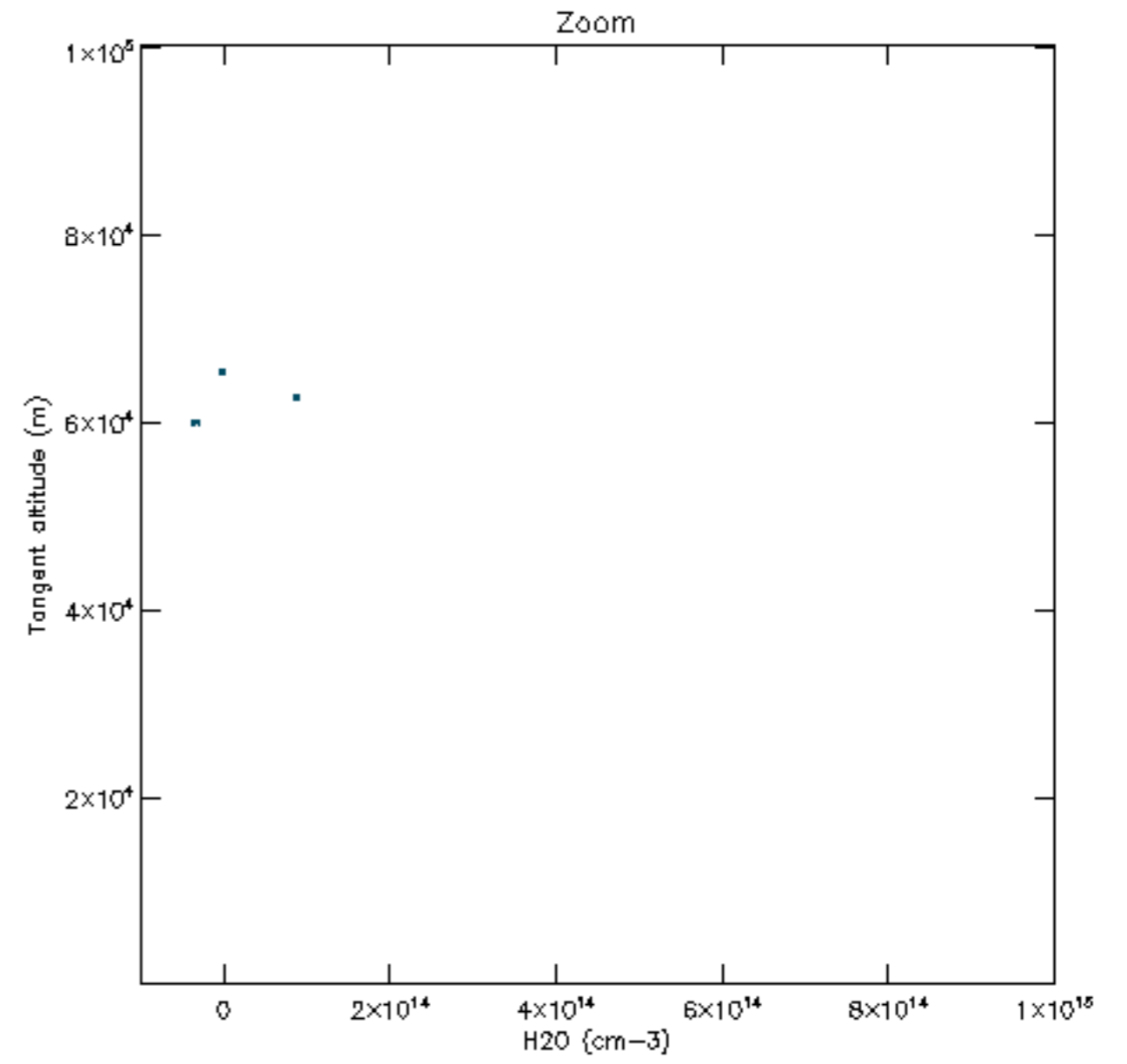
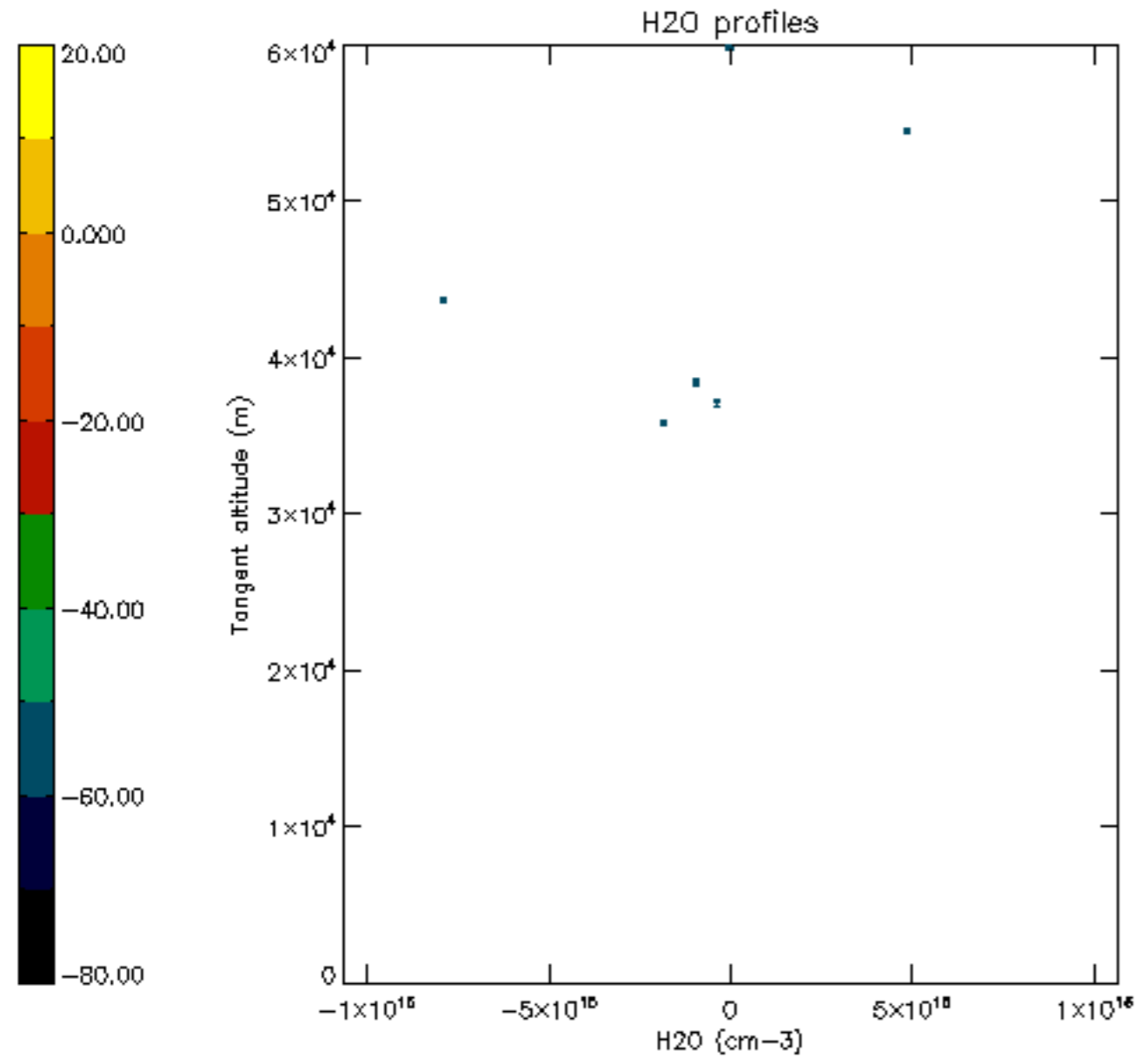


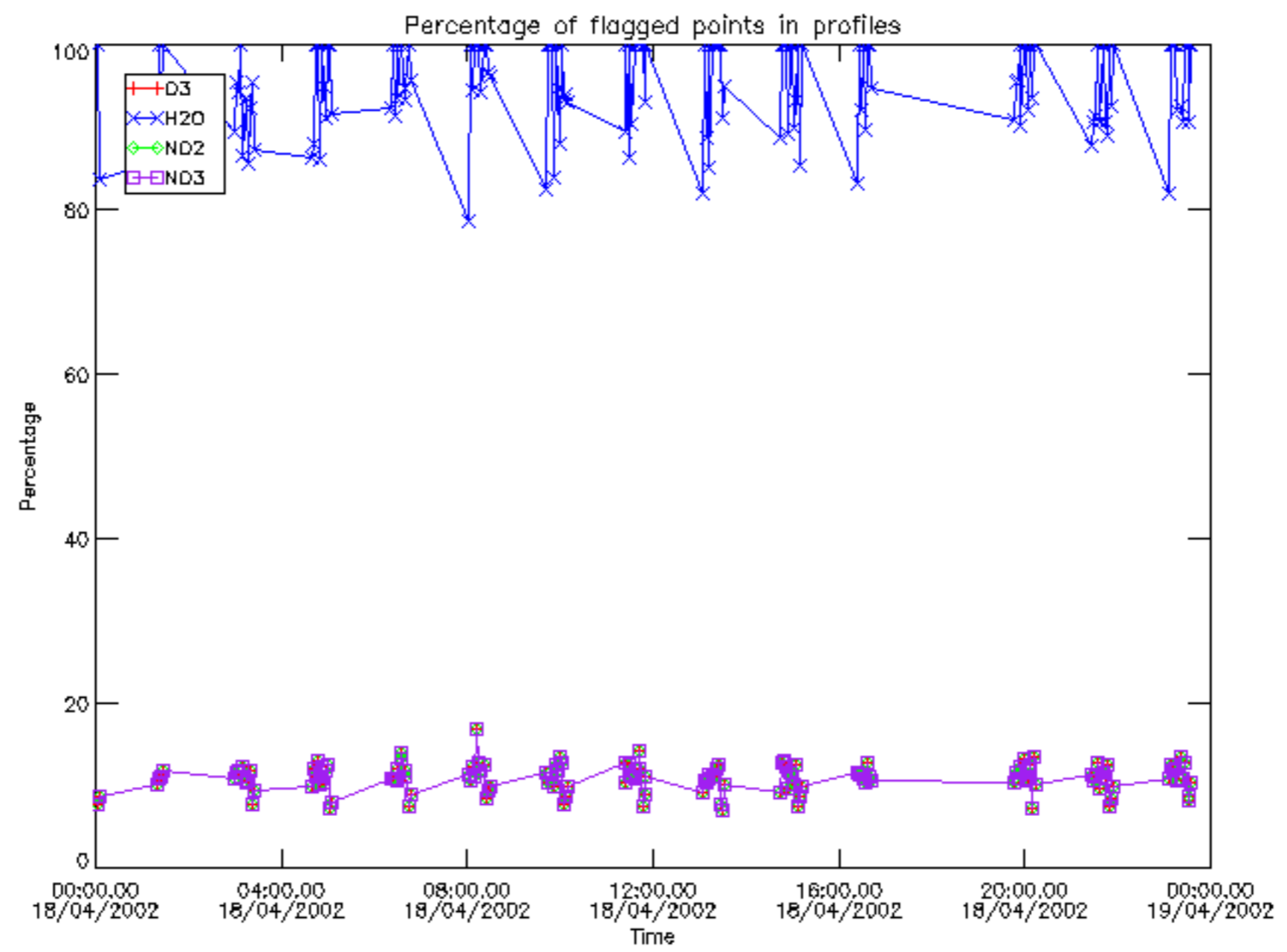




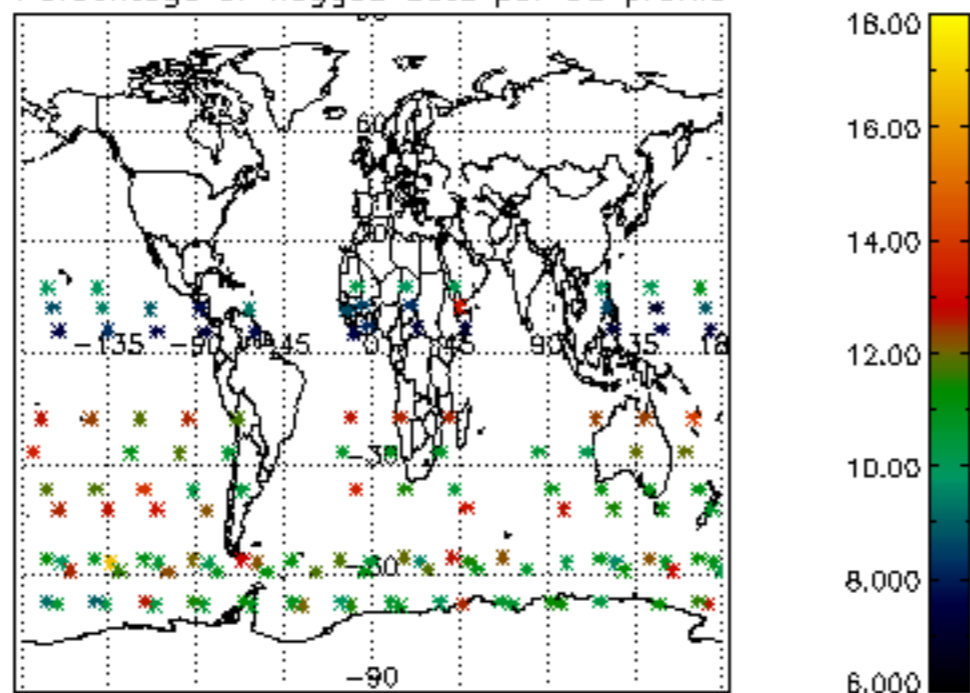




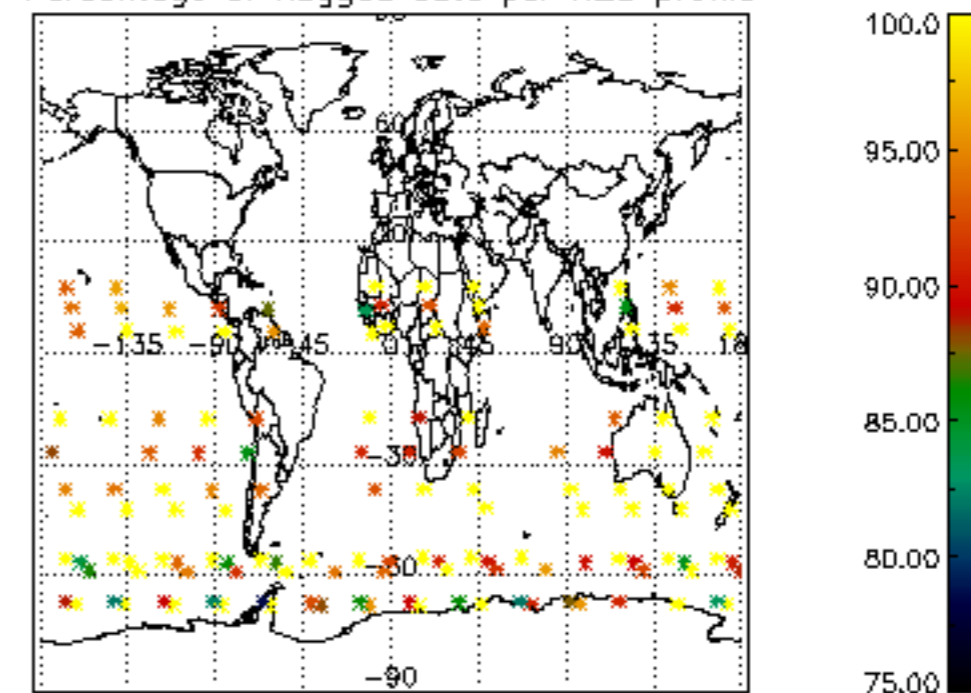




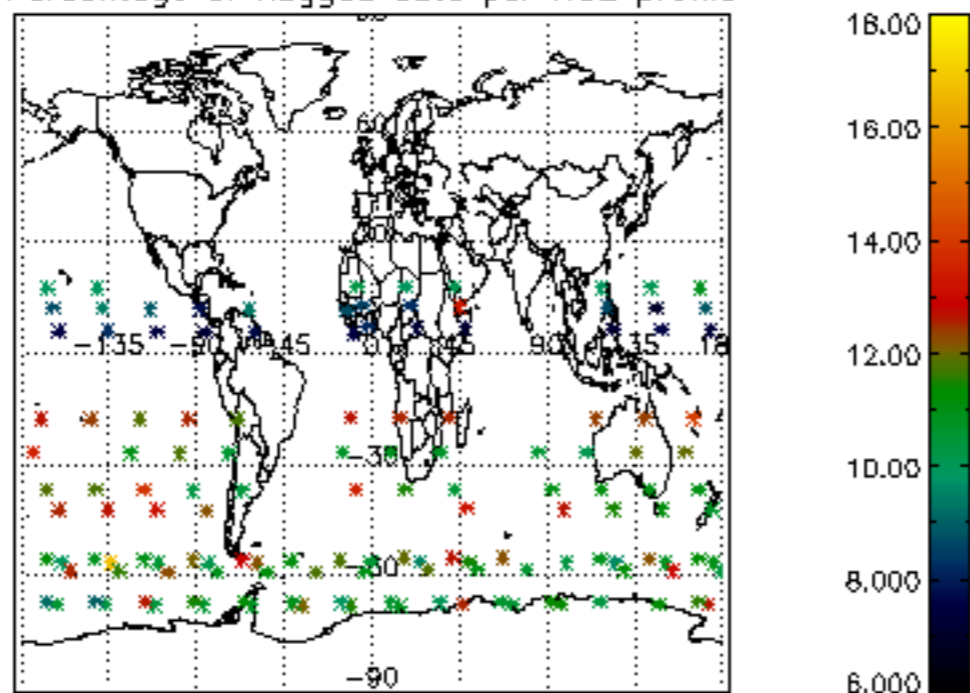
Percentage of flagged data per D3 profile



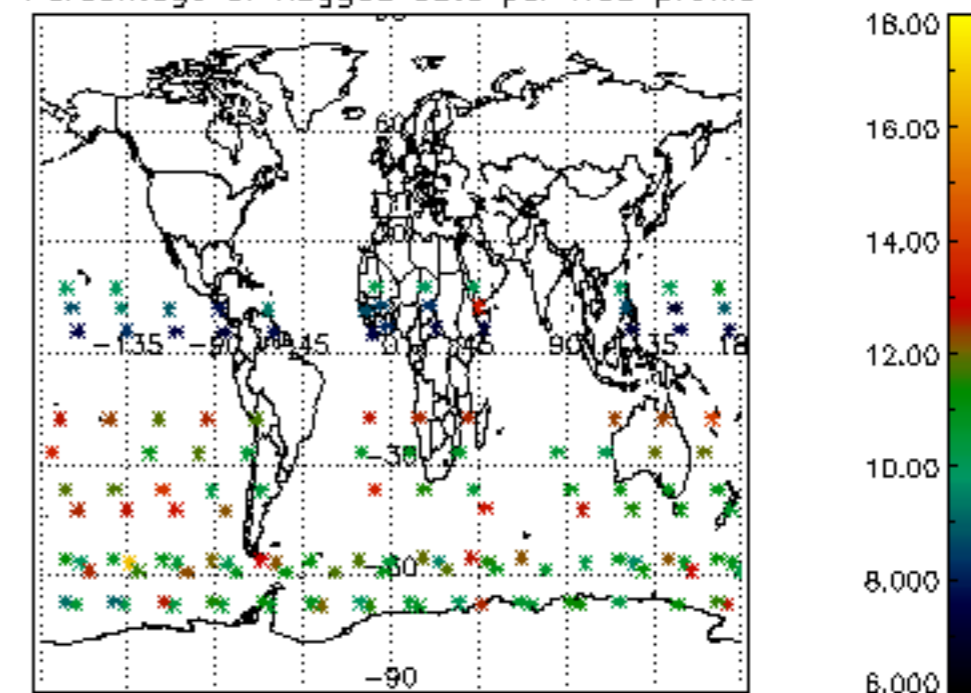
Percentage of flagged data per H2O profile

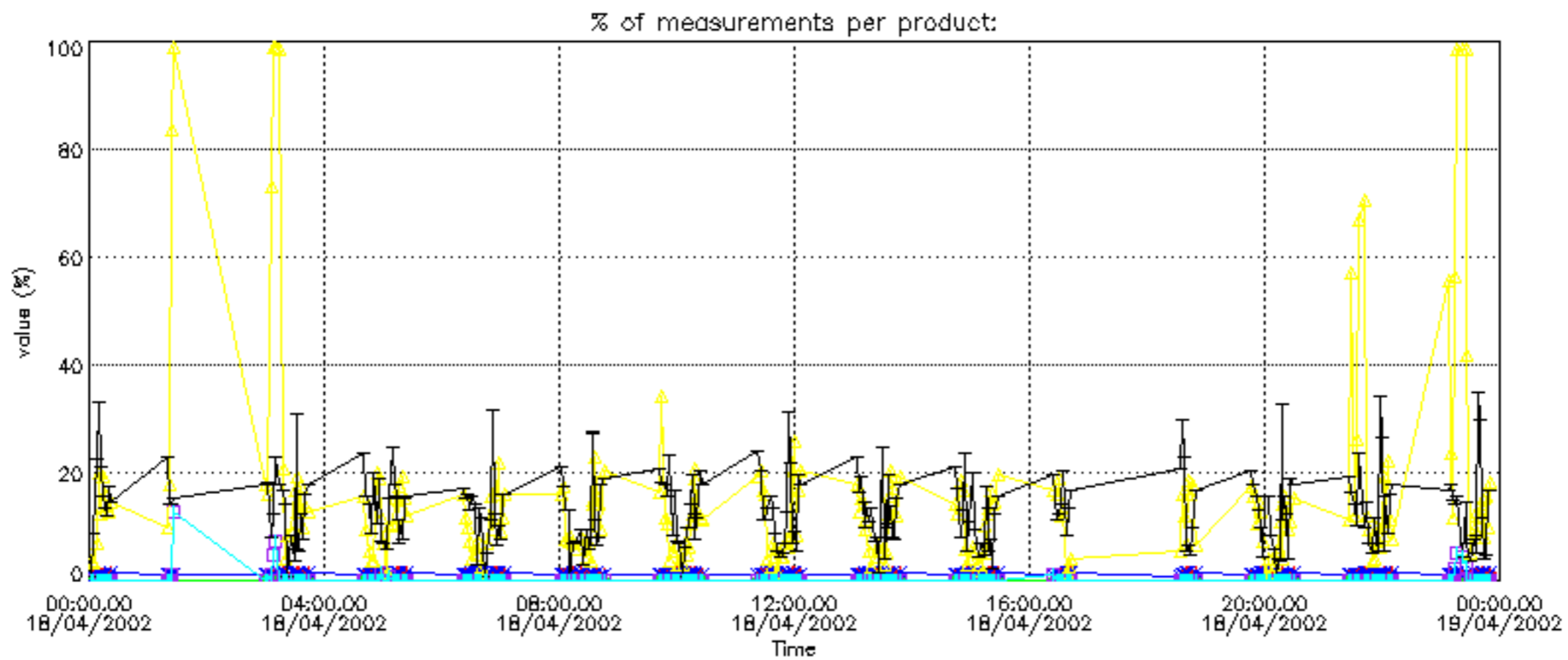


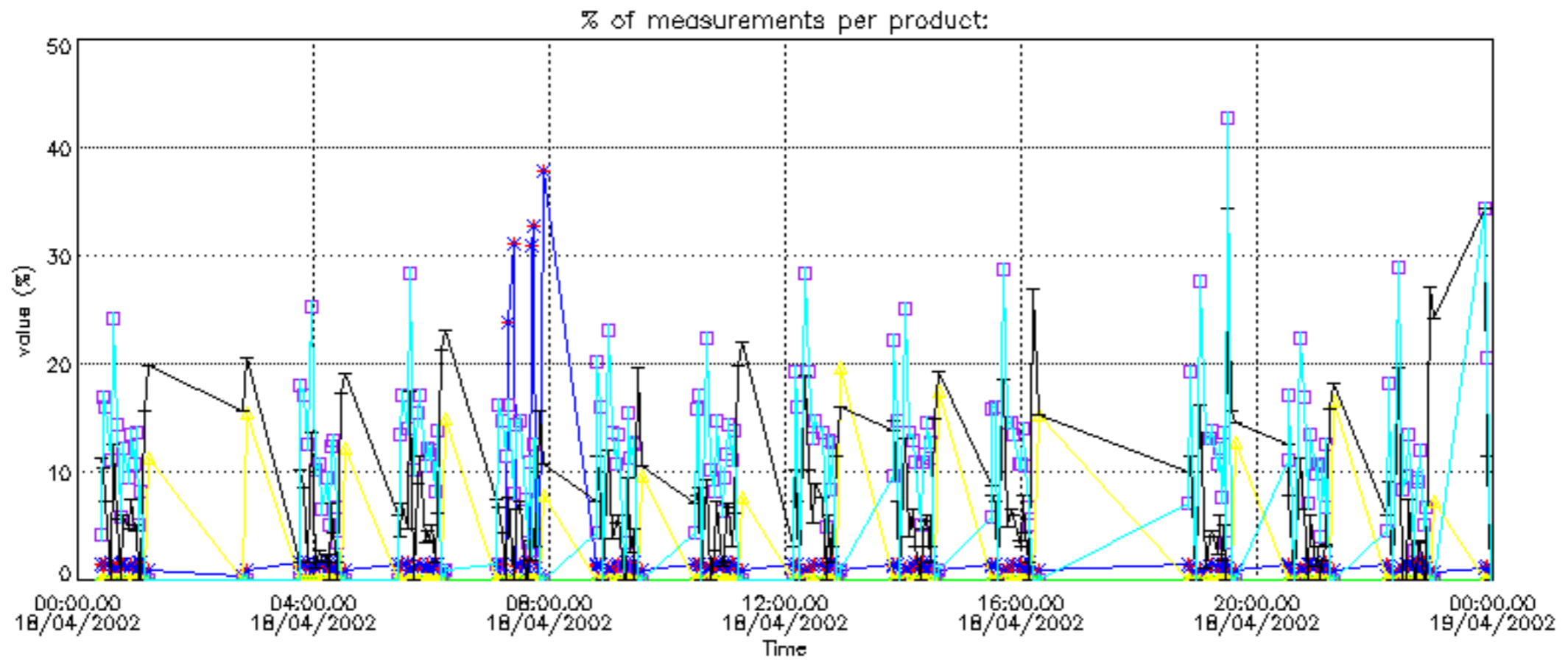
Percentage of flagged data per NO2 profile



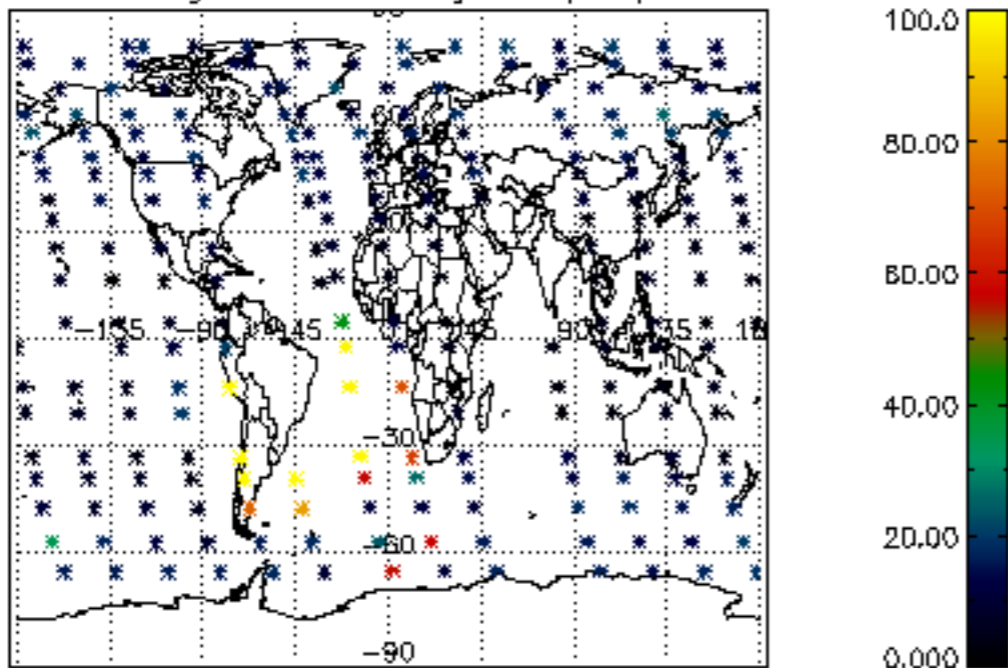
Percentage of flagged data per NO3 profile



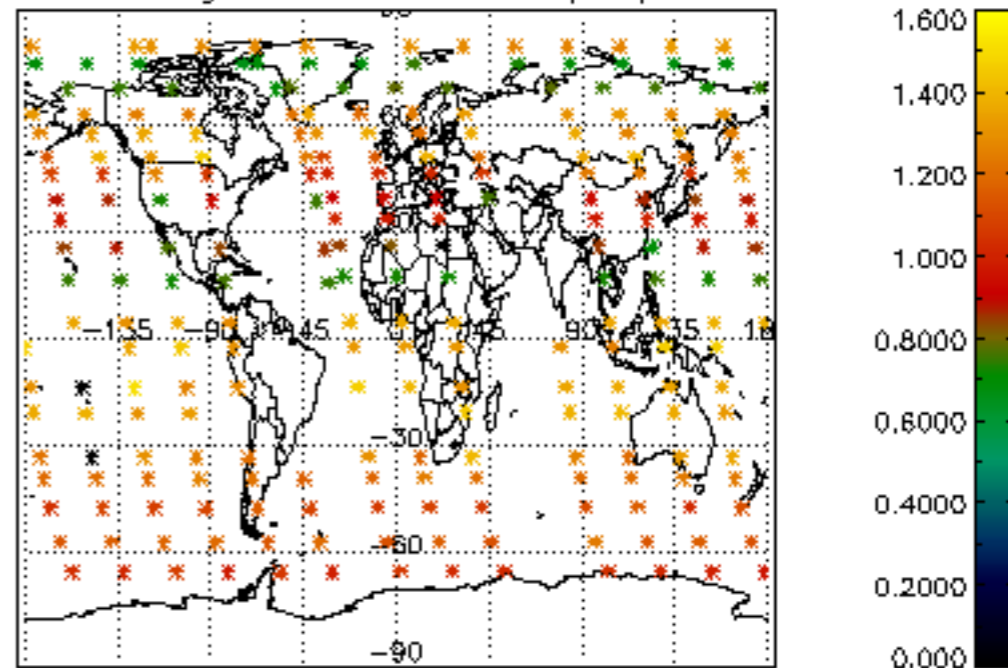




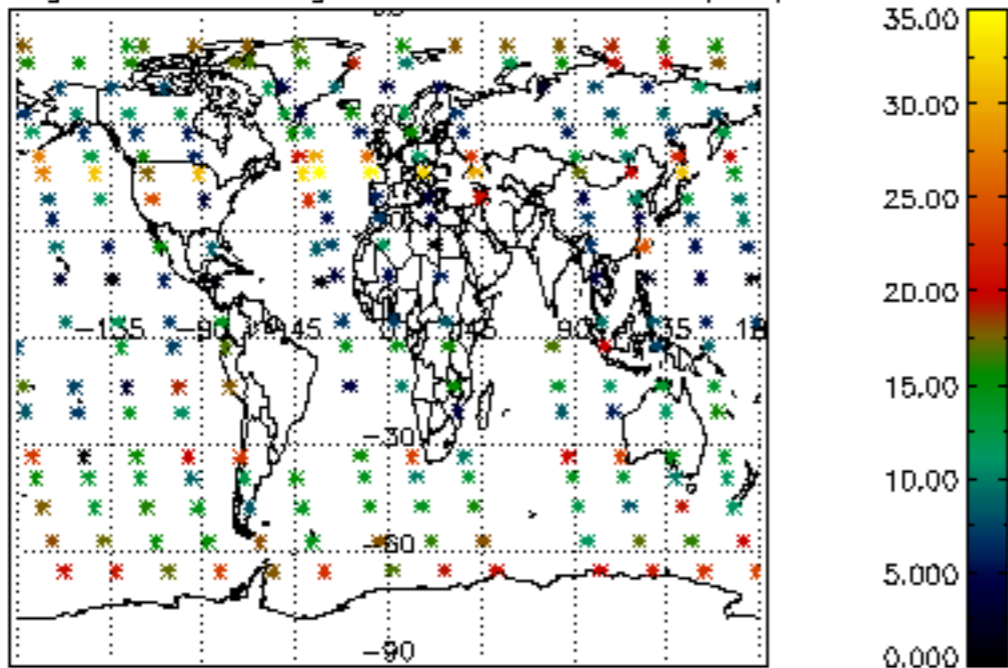
Percentage of cosmic ray hits per profile



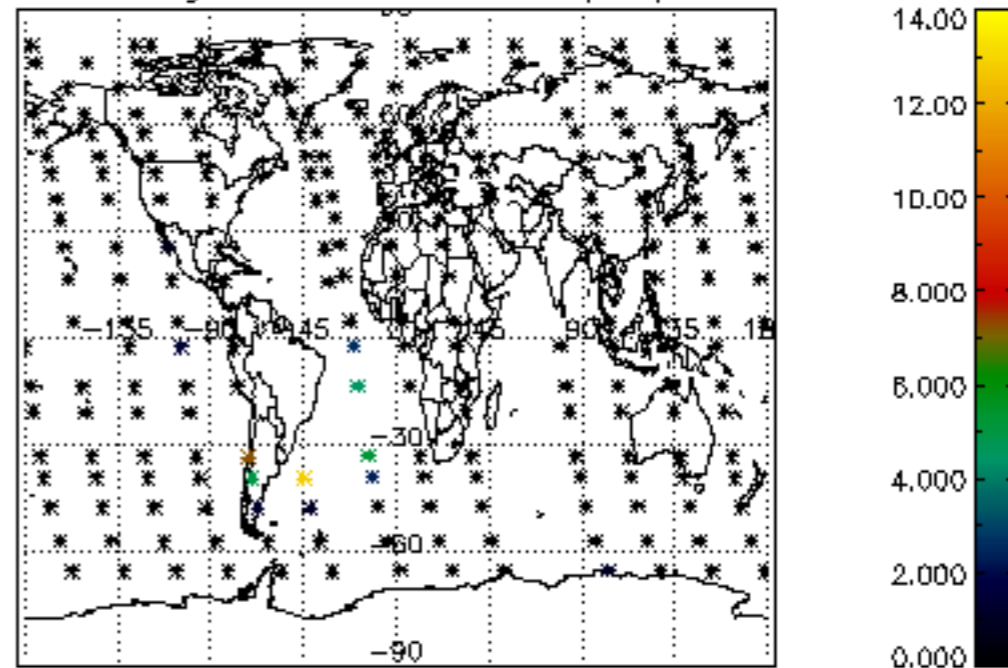
Percentage of datation errors per profile



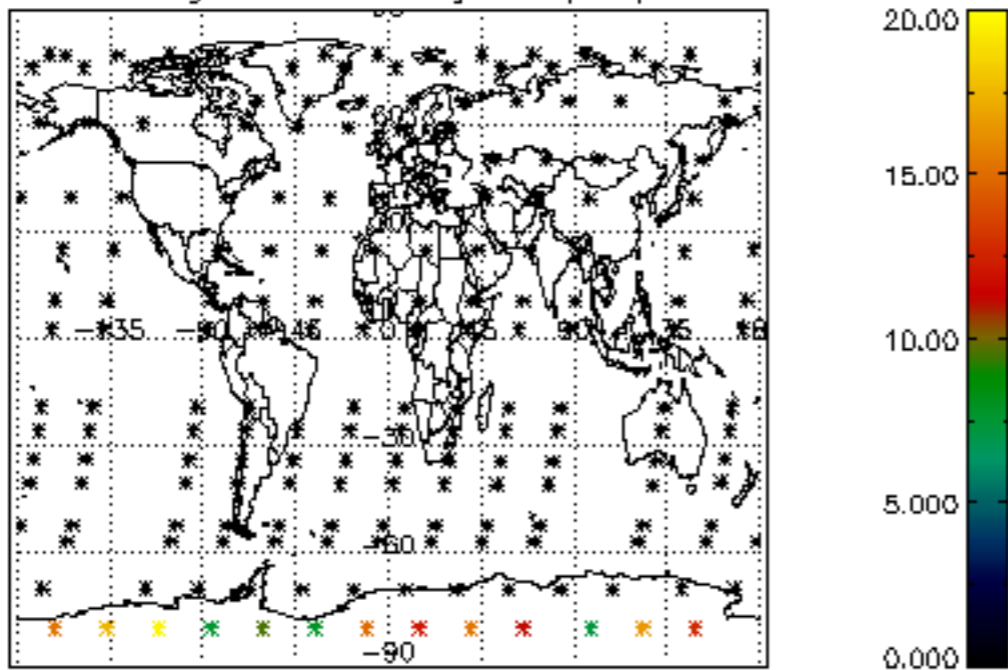
Percentage of star falling outside central band per profile



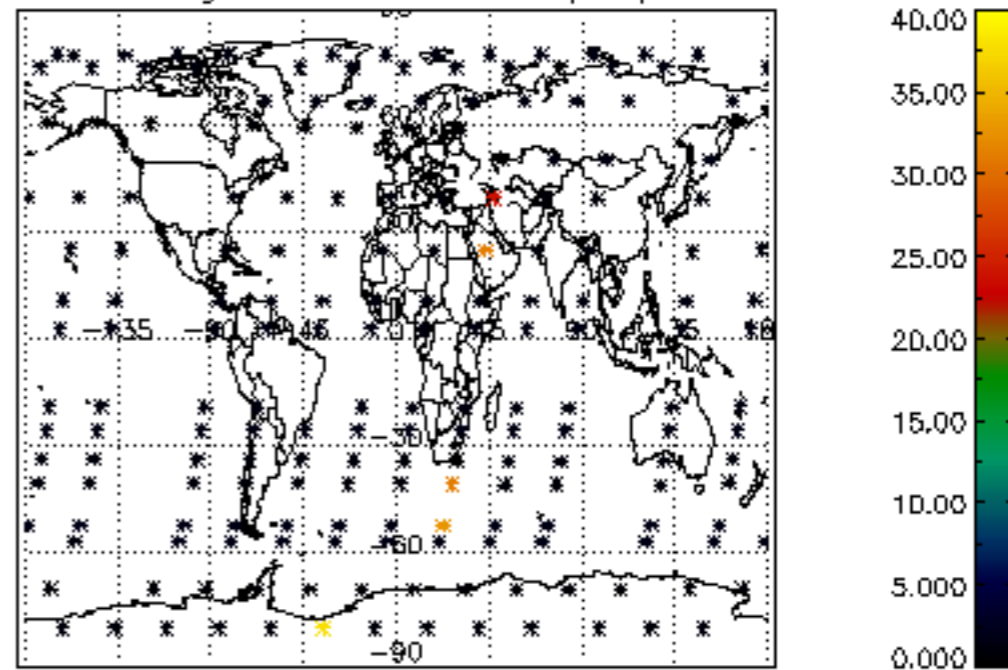
Percentage of saturation errors per profile



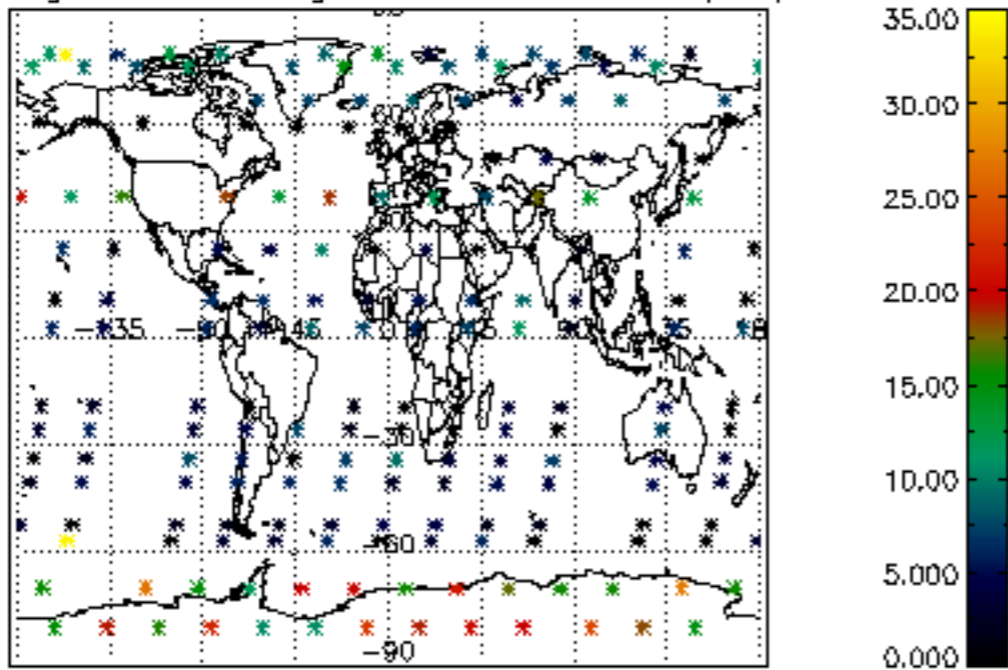
Percentage of cosmic ray hits per profile



Percentage of datation errors per profile



Percentage of star falling outside central band per profile



Percentage of saturation errors per profile

