

GOMOS Level 2 Daily Report

SUMMARY

[1. General Info](#)

[2. Summary of processed GOM_NL_2P products](#)

[3. Level 2 Quality information per product](#)

[3.1 Plot of level 2 quality information per product \(time dependant\)](#)

[3.2 Plot of level 2 quality information per product \(world map\)](#)

[4. Level 1 Quality information per product \(stored on level 2 products\)](#)

[4.1 Plot of level 1 quality information per product \(time dependant\)](#)

[4.1.1 Plot of level 1 quality information per product \(time dependant\): ASCENDING](#)

[4.1.2 Plot of level 1 quality information per product \(time dependant\): DESCENDING](#)

[4.2 Plot of level 1 quality information per product \(world map\)](#)

[4.2.1 Plot of level 1 quality information per product \(world map\): ASCENDING](#)

[4.2.2 Plot of level 1 quality information per product \(world map\): DESCENDING](#)

[5. Ozone profiles based on quality statistics and other trace gas profiles](#)

[5.1 Ozone statistics based on quality of products](#)

[5.2 Plot ozone profiles for all STD \(dark without errors\)](#)

[5.3 Plot ozone profiles where STD < 20% \(dark without errors\)](#)

[5.4. Plot ozone profiles where STD < 10% \(dark without errors\)](#)

[5.5. Plot ozone profiles where STD < 5% \(dark without errors\)](#)

[5.6 Plot NO2 profiles for all STD \(dark without errors\)](#)

[5.7 Plot NO3 profiles for all STD \(dark without errors\)](#)

[5.8 Plot H2O profiles \(only for occultations of stars 1,2,3,4,13,14,16,26,63 dark without errors\) for all STD](#)

[6. Auxiliary Data Files used for the production reported in section 2](#)

This report presents the daily analysis on parameters extracted from GOMOS level 2 data (GOM_NL__2P). It is intended to monitor some important parameters that will impact the quality of these products. A list of level 2 products (and content) that have arrived during the reporting day to the PCF is also given.

Item	Value
Time of report generation	17APR2013 17:23:45
Data source version	GOMOS/6.01
Start time of products	15-04-2002 (15APR2002 00:00:00)
Stop time of products	16-04-2002 (16APR2002 00:00:00)
Store outputs in DB	Yes
Nb of level 2 prods	150
Nb of prods with errors	1

2. Summary of processed GOM_NL__2P products.

Nr	Filename	UTC Start time	Limb	Duration	Star Id	Star Name	Star Mag	Star Temp	Nb Meas	Orbit	Prod. error
1	GOM_NL__2PRFIN20020415_013513_000000642005_00089_00644_0587.N1	15-APR-2002 01:35:13	Dark	64.000	57	34Sig Sgr	2.0660	26000.	128	644	Yes
2	GOM_NL__2PRFIN20020415_013806_000000572005_00089_00644_0588.N1	15-APR-2002 01:38:06	Dark	56.500	38	20Eps Sgr	1.8360	11000.	113	644	No
3	GOM_NL__2PRFIN20020415_014024_000000422005_00089_00644_0589.N1	15-APR-2002 01:40:24	Dark	41.500	147	Alp Ara	2.8770	26000.	83	644	No
4	GOM_NL__2PRFIN20020415_014204_000000662005_00089_00644_0590.N1	15-APR-2002 01:42:04	Dark	66.000	25	35Lam Sco	1.6200	28000.	132	644	No
5	GOM_NL__2PRFIN20020415_014451_000000502005_00089_00644_0591.N1	15-APR-2002 01:44:51	Straylight	49.500	4	Alp1Cen	-0.010000	5800.0	99	644	No
6	GOM_NL__2PRFIN20020415_014622_000000422005_00089_00644_0592.N1	15-APR-2002 01:46:22	Straylight	41.500	12	Alp1Cru	0.77500	30000.	83	644	No
7	GOM_NL__2PRFIN20020415_014801_000000392005_00089_00644_0593.N1	15-APR-2002 01:48:01	Straylight	39.000	78	Alp Lup	2.3040	28000.	78	644	No
8	GOM_NL__2PRFIN20020415_014936_000000412005_00089_00644_0594.N1	15-APR-2002 01:49:36	Straylight	41.000	81	Eta Cen	2.3560	28000.	82	644	No
9	GOM_NL__2PRFIN20020415_015200_000000442005_00089_00644_0595.N1	15-APR-2002 01:52:00	Straylight	44.000	54	5The Cen	2.0550	4500.0	88	644	No
10	GOM_NL__2PRFIN20020415_015400_000000822005_00089_00644_0596.N1	15-APR-2002 01:54:00	Twilight_stray	81.500	80	7Del Sco	2.3160	30000.	163	644	No
11	GOM_NL__2PRFIN20020415_020811_000000322005_00089_00644_0597.N1	15-APR-2002 02:08:11	Bright	32.000	62	94Bet Leo	2.1360	9700.0	64	644	No
12	GOM_NL__2PRFIN20020415_021152_000000582005_00089_00644_0598.N1	15-APR-2002 02:11:52	Bright	57.500	3	16Alp Boo	-0.050000	4250.0	115	644	No
13	GOM_NL__2PRFIN20020415_021620_000000532005_00089_00644_0599.N1	15-APR-2002 02:16:20	Bright	52.500	83		2.3780	11000.	105	644	No
14	GOM_NL__2PRFIN20020415_021947_000000362005_00089_00644_0600.N1	15-APR-2002 02:19:47	Bright	36.000	39	85Eta UMa	1.8540	24000.	72	644	No
15	GOM_NL__2PRFIN20020415_022132_000000302005_00089_00644_0601.N1	15-APR-2002 02:21:32	Bright	29.500	36	50Alp UMa	1.8000	6300.0	59	644	No
16	GOM_NL__2PRFIN20020415_022649_000000362005_00089_00644_0602.N1	15-APR-2002 02:26:49	Bright	35.500	60	7Bet UMi	2.0810	3950.0	71	644	No
17	GOM_NL__2PRFIN20020415_022935_000000322005_00089_00644_0603.N1	15-APR-2002 02:29:35	Bright	32.000	49	1Alp UMi	1.9900	6300.0	64	644	No
18	GOM_NL__2PRFIN20020415_023700_000000352005_00089_00644_0604.N1	15-APR-2002 02:37:00	Bright	35.000	76	27Gam Cas	2.3000	30000.	70	644	No
19	GOM_NL__2PRFIN20020415_023818_000000312005_00089_00644_0605.N1	15-APR-2002 02:38:18	Bright	31.000	68	18Alp Cas	2.2250	4500.0	62	644	No
20	GOM_NL__2PRFIN20020415_024058_000000442005_00089_00644_0606.N1	15-APR-2002 02:40:58	Bright	44.000	485	32 Cyg	3.9400	4600.0	88	644	No
21	GOM_NL__2PRFIN20020415_024259_000001042005_00089_00644_0607.N1	15-APR-2002 02:42:59	Bright	104.00	5	3Alp Lyr	0.033000	11000.	208	644	No
22	GOM_NL__2PRFIN20020415_024628_000000492005_00089_00644_0608.N1	15-APR-2002 02:46:28	Bright	48.500	92	53Eps Cyg	2.5000	4500.0	97	644	No
23	GOM_NL__2PRFIN20020415_030313_000000402005_00089_00644_0609.N1	15-APR-2002 03:03:13	Dark	39.500	18	24Alp PsA	1.1660	9700.0	79	644	No
24	GOM_NL__2PRFIN20020415_030525_000000512005_00089_00644_0610.N1	15-APR-2002 03:05:25	Dark	51.000	188	9Bet Cap	3.0800	8900.0	102	644	No
25	GOM_NL__2PRFIN20020415_030839_000000352005_00089_00644_0611.N1	15-APR-2002 03:08:39	Dark	35.000	31	Alp Gru	1.7340	15200.	70	644	No
26	GOM_NL__2PRFIN20020415_031334_000000392005_00090_00645_0587.N1	15-APR-2002 03:13:34	Dark	38.500	45	Alp Pav	1.9400	26000.	77	645	No
27	GOM_NL__2PRFIN20020415_031551_000000642005_00090_00645_0588.N1	15-APR-2002 03:15:51	Dark	63.500	57	34Sig Sgr	2.0660	26000.	127	645	No
28	GOM_NL__2PRFIN20020415_031843_000000652005_00090_00645_0589.N1	15-APR-2002 03:18:43	Dark	65.000	38	20Eps Sgr	1.8360	11000.	130	645	No
29	GOM_NL__2PRFIN20020415_032101_000000442005_00090_00645_0590.N1	15-APR-2002 03:21:01	Dark	43.500	147	Alp Ara	2.8770	26000.	87	645	No
30	GOM_NL__2PRFIN20020415_032241_000000612005_00090_00645_0591.N1	15-APR-2002 03:22:41	Dark	61.000	25	35Lam Sco	1.6200	28000.	122	645	No
31	GOM_NL__2PRFIN20020415_032527_000000442005_00090_00645_0592.N1	15-APR-2002 03:25:27	Straylight	44.000	4	Alp1Cen	-0.010000	5800.0	88	645	No
32	GOM_NL__2PRFIN20020415_032658_000000392005_00090_00645_0593.N1	15-APR-2002 03:26:58	Straylight	38.500	12	Alp1Cru	0.77500	30000.	77	645	No
33	GOM_NL__2PRFIN20020415_032837_000000412005_00090_00645_0594.N1	15-APR-2002 03:28:37	Straylight	40.500	78	Alp Lup	2.3040	28000.	81	645	No
34	GOM_NL__2PRFIN20020415_033013_000000412005_00090_00645_0595.N1	15-APR-2002 03:30:13	Straylight	40.500	81	Eta Cen	2.3560	28000.	81	645	No
35	GOM_NL__2PRFIN20020415_033236_000000462005_00090_00645_0596.N1	15-APR-2002 03:32:36	Straylight	46.000	54	5The Cen	2.0550	4500.0	92	645	No
36	GOM_NL__2PRFIN20020415_033436_000000752005_00090_00645_0597.N1	15-APR-2002 03:34:36	Twilight_stray	75.000	80	7Del Sco	2.3160	30000.	150	645	No
37	GOM_NL__2PRFIN20020415_034847_000000322005_00090_00645_0598.N1	15-APR-2002 03:48:47	Bright	32.000	62	94Bet Leo	2.1360	9700.0	64	645	No
38	GOM_NL__2PRFIN20020415_035227_000000572005_00090_00645_0599.N1	15-APR-2002 03:52:27	Bright	56.500	3	16Alp Boo	-0.050000	4250.0	113	645	No
39	GOM_NL__2PRFIN20020415_035655_000000512005_00090_00645_0600.N1	15-APR-2002 03:56:55	Bright	51.000	83		2.3780	11000.	102	645	No
40	GOM_NL__2PRFIN20020415_040023_000000382005_00090_00645_0601.N1	15-APR-2002 04:00:23	Bright	37.500	39	85Eta UMa	1.8540	24000.	75	645	No
41	GOM_NL__2PRFIN20020415_040208_000000322005_00090_00645_0602.N1	15-APR-2002 04:02:08	Bright	31.500	36	50Alp UMa	1.8000	6300.0	63	645	No
42	GOM_NL__2PRFIN20020415_040724_000000352005_00090_00645_0603.N1	15-APR-2002 04:07:24	Bright	34.500	60	7Bet UMi	2.0810	3950.0	69	645	No

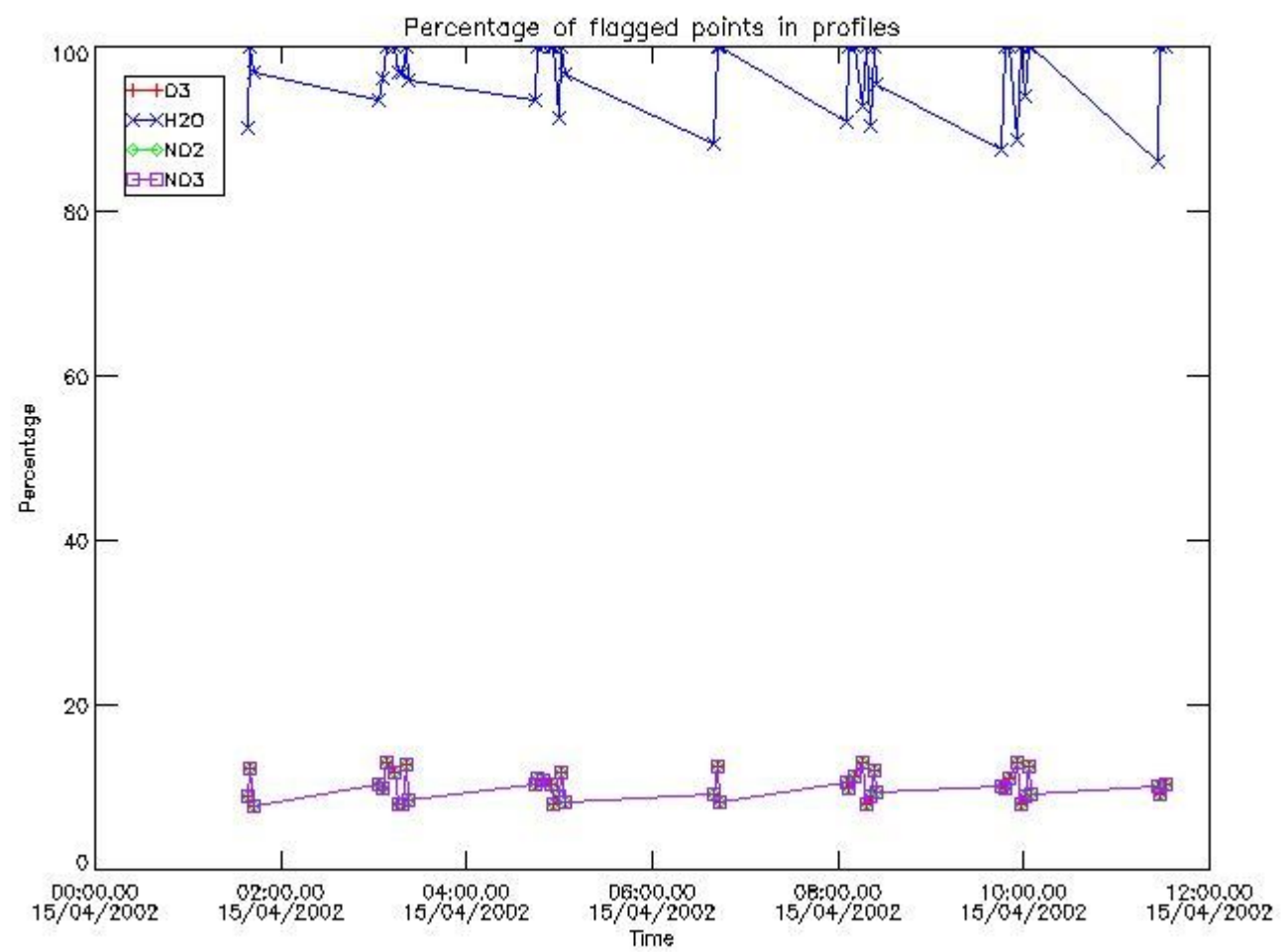
43	GOM_NL__2PRFIN20020415_041011_000000302005_00090_00645_0604.N1	15-APR-2002 04:10:11	Bright	30.000	49	1Alp UMi	1.9900	6300.0	60	645	No
44	GOM_NL__2PRFIN20020415_041736_000000302005_00090_00645_0605.N1	15-APR-2002 04:17:36	Bright	30.000	76	27Gam Cas	2.3000	30000.	60	645	No
45	GOM_NL__2PRFIN20020415_041855_000000312005_00090_00645_0606.N1	15-APR-2002 04:18:55	Bright	31.000	68	18Alp Cas	2.2250	4500.0	62	645	No
46	GOM_NL__2PRFIN20020415_042134_000000452005_00090_00645_0607.N1	15-APR-2002 04:21:34	Bright	45.000	485	32 Cyg	3.9400	4600.0	90	645	No
47	GOM_NL__2PRFIN20020415_042334_000001032005_00090_00645_0608.N1	15-APR-2002 04:23:34	Bright	102.50	5	3Alp Lyr	0.033000	11000.	205	645	No
48	GOM_NL__2PRFIN20020415_042704_000000472005_00090_00645_0609.N1	15-APR-2002 04:27:04	Bright	47.000	92	53Eps Cyg	2.5000	4500.0	94	645	No
49	GOM_NL__2PRFIN20020415_044349_000000402005_00090_00645_0610.N1	15-APR-2002 04:43:49	Dark	39.500	18	24Alp PsA	1.1660	9700.0	79	645	No
50	GOM_NL__2PRFIN20020415_044602_000000512005_00090_00645_0611.N1	15-APR-2002 04:46:02	Dark	51.000	188	9Bet Cap	3.0800	8900.0	102	645	No
51	GOM_NL__2PRFIN20020415_044915_000000382005_00090_00645_0612.N1	15-APR-2002 04:49:15	Dark	38.000	31	Alp Gru	1.7340	15200.	76	645	No
52	GOM_NL__2PRFIN20020415_045411_000000442005_00091_00646_0587.N1	15-APR-2002 04:54:11	Dark	44.000	45	Alp Pav	1.9400	26000.	88	646	No
53	GOM_NL__2PRFIN20020415_045629_000000642005_00091_00646_0588.N1	15-APR-2002 04:56:29	Dark	64.000	57	34Sig Sgr	2.0660	26000.	128	646	No
54	GOM_NL__2PRFIN20020415_045921_000000582005_00091_00646_0589.N1	15-APR-2002 04:59:21	Dark	57.500	38	20Eps Sgr	1.8360	11000.	115	646	No
55	GOM_NL__2PRFIN20020415_050138_000000432005_00091_00646_0590.N1	15-APR-2002 05:01:38	Dark	43.000	147	Alp Ara	2.8770	26000.	86	646	No
56	GOM_NL__2PRFIN20020415_050318_000000622005_00091_00646_0591.N1	15-APR-2002 05:03:18	Dark	61.500	25	35Lam Sco	1.6200	28000.	123	646	No
57	GOM_NL__2PRFIN20020415_050603_000000412005_00091_00646_0592.N1	15-APR-2002 05:06:03	Straylight	41.000	4	Alp1Cen	-0.010000	5800.0	82	646	No
58	GOM_NL__2PRFIN20020415_050734_000000432005_00091_00646_0593.N1	15-APR-2002 05:07:34	Straylight	43.000	12	Alp1Cru	0.77500	30000.	86	646	No
59	GOM_NL__2PRFIN20020415_050913_000000412005_00091_00646_0594.N1	15-APR-2002 05:09:13	Straylight	41.000	78	Alp Lup	2.3040	28000.	82	646	No
60	GOM_NL__2PRFIN20020415_051049_000000392005_00091_00646_0595.N1	15-APR-2002 05:10:49	Straylight	38.500	81	Eta Cen	2.3560	28000.	77	646	No
61	GOM_NL__2PRFIN20020415_051312_000000442005_00091_00646_0596.N1	15-APR-2002 05:13:12	Straylight	44.000	54	5The Cen	2.0550	4500.0	88	646	No
62	GOM_NL__2PRFIN20020415_051513_000000772005_00091_00646_0597.N1	15-APR-2002 05:15:13	Twi_and_stray	76.500	80	7Del Sco	2.3160	30000.	153	646	No
63	GOM_NL__2PRFIN20020415_052923_000000332005_00091_00646_0598.N1	15-APR-2002 05:29:23	Bright	32.500	62	94Bet Leo	2.1360	9700.0	65	646	No
64	GOM_NL__2PRFIN20020415_053303_000000582005_00091_00646_0599.N1	15-APR-2002 05:33:03	Bright	58.000	3	16Alp Boo	-0.050000	4250.0	116	646	No
65	GOM_NL__2PRFIN20020415_053729_000000562005_00091_00646_0600.N1	15-APR-2002 05:37:29	Bright	56.000	83		2.3780	11000.	112	646	No
66	GOM_NL__2PRFIN20020415_054058_000000382005_00091_00646_0601.N1	15-APR-2002 05:40:58	Bright	38.000	39	85Eta UMa	1.8540	24000.	76	646	No
67	GOM_NL__2PRFIN20020415_054244_000000332005_00091_00646_0602.N1	15-APR-2002 05:42:44	Bright	33.000	36	50Alp UMa	1.8000	6300.0	66	646	No
68	GOM_NL__2PRFIN20020415_054800_000000372005_00091_00646_0603.N1	15-APR-2002 05:48:00	Bright	36.500	60	7Bet UMi	2.0810	3950.0	73	646	No
69	GOM_NL__2PRFIN20020415_055047_000000342005_00091_00646_0604.N1	15-APR-2002 05:50:47	Bright	33.500	49	1Alp UMi	1.9900	6300.0	67	646	No
70	GOM_NL__2PRFIN20020415_055812_000000292005_00091_00646_0605.N1	15-APR-2002 05:58:12	Bright	29.000	76	27Gam Cas	2.3000	30000.	58	646	No
71	GOM_NL__2PRFIN20020415_055931_000000302005_00091_00646_0606.N1	15-APR-2002 05:59:31	Bright	29.500	68	18Alp Cas	2.2250	4500.0	59	646	No
72	GOM_NL__2PRFIN20020415_060209_000000442005_00091_00646_0607.N1	15-APR-2002 06:02:09	Bright	44.000	485	32 Cyg	3.9400	4600.0	88	646	No
73	GOM_NL__2PRFIN20020415_060409_000001092005_00091_00646_0608.N1	15-APR-2002 06:04:09	Bright	109.00	5	3Alp Lyr	0.033000	11000.	218	646	No
74	GOM_NL__2PRFIN20020415_060740_000000532005_00091_00646_0609.N1	15-APR-2002 06:07:40	Bright	53.000	92	53Eps Cyg	2.5000	4500.0	106	646	No
75	GOM_NL__2PRFIN20020415_063958_000000562005_00092_00647_0588.N1	15-APR-2002 06:39:58	Dark	56.000	38	20Eps Sgr	1.8360	11000.	112	647	No
76	GOM_NL__2PRFIN20020415_064214_000000412005_00092_00647_0589.N1	15-APR-2002 06:42:14	Dark	40.500	147	Alp Ara	2.8770	26000.	81	647	No
77	GOM_NL__2PRFIN20020415_064356_000000622005_00092_00647_0590.N1	15-APR-2002 06:43:56	Dark	62.000	25	35Lam Sco	1.6200	28000.	124	647	No
78	GOM_NL__2PRFIN20020415_064639_000000502005_00092_00647_0591.N1	15-APR-2002 06:46:39	Straylight	50.000	4	Alp1Cen	-0.010000	5800.0	100	647	No
79	GOM_NL__2PRFIN20020415_064810_000000392005_00092_00647_0592.N1	15-APR-2002 06:48:10	Straylight	38.500	12	Alp1Cru	0.77500	30000.	77	647	No
80	GOM_NL__2PRFIN20020415_064950_000000372005_00092_00647_0593.N1	15-APR-2002 06:49:50	Straylight	37.000	78	Alp Lup	2.3040	28000.	74	647	No
81	GOM_NL__2PRFIN20020415_065126_000000382005_00092_00647_0594.N1	15-APR-2002 06:51:26	Straylight	38.000	81	Eta Cen	2.3560	28000.	76	647	No
82	GOM_NL__2PRFIN20020415_065348_000000432005_00092_00647_0595.N1	15-APR-2002 06:53:48	Straylight	43.000	54	5The Cen	2.0550	4500.0	86	647	No
83	GOM_NL__2PRFIN20020415_065549_000000782005_00092_00647_0596.N1	15-APR-2002 06:55:49	Twi_and_stray	78.000	80	7Del Sco	2.3160	30000.	156	647	No
84	GOM_NL__2PRFIN20020415_070959_000000332005_00092_00647_0597.N1	15-APR-2002 07:09:59	Bright	32.500	62	94Bet Leo	2.1360	9700.0	65	647	No
85	GOM_NL__2PRFIN20020415_071338_000000542005_00092_00647_0598.N1	15-APR-2002 07:13:38	Bright	53.500	3	16Alp Boo	-0.050000	4250.0	107	647	No
86	GOM_NL__2PRFIN20020415_071804_000000522005_00092_00647_0599.N1	15-APR-2002 07:18:04	Bright	52.000	83		2.3780	11000.	104	647	No
87	GOM_NL__2PRFIN20020415_072134_000000362005_00092_00647_0600.N1	15-APR-2002 07:21:34	Bright	36.000	39	85Eta UMa	1.8540	24000.	72	647	No
88	GOM_NL__2PRFIN20020415_072320_000000352005_00092_00647_0601.N1	15-APR-2002 07:23:20	Bright	34.500	36	50Alp UMa	1.8000	6300.0	69	647	No
89	GOM_NL__2PRFIN20020415_072836_000000362005_00092_00647_0602.N1	15-APR-2002 07:28:36	Bright	35.500	60	7Bet UMi	2.0810	3950.0	71	647	No
90	GOM_NL__2PRFIN20020415_073123_000000312005_00092_00647_0603.N1	15-APR-2002 07:31:23	Bright	30.500	49	1Alp UMi	1.9900	6300.0	61	647	No
91	GOM_NL__2PRFIN20020415_073848_000000312005_00092_00647_0604.N1	15-APR-2002 07:38:48	Bright	31.000	76	27Gam Cas	2.3000	30000.	62	647	No
92	GOM_NL__2PRFIN20020415_074007_000000312005_00092_00647_0605.N1	15-APR-2002 07:40:07	Bright	30.500	68	18Alp Cas	2.2250	4500.0	61	647	No
93	GOM_NL__2PRFIN20020415_074245_000000462005_00092_00647_0606.N1	15-APR-2002 07:42:45	Bright	45.500	485	32 Cyg	3.9400	4600.0	91	647	No
94	GOM_NL__2PRFIN20020415_074444_000001082005_00092_00647_0607.N1	15-APR-2002 07:44:44	Bright	107.50	5	3Alp Lyr	0.033000	11000.	215	647	No
95	GOM_NL__2PRFIN20020415_074816_000000522005_00092_00647_0608.N1	15-APR-2002 07:48:16	Bright	52.000	92	53Eps Cyg	2.5000	4500.0	104	647	No
96	GOM_NL__2PRFIN20020415_080501_000000392005_00092_00647_0609.N1	15-APR-2002 08:05:01	Dark	38.500	18	24Alp PsA	1.1660	9700.0	77	647	No
97	GOM_NL__2PRFIN20020415_080717_000000522005_00092_00647_0610.N1	15-APR-2002 08:07:17	Dark	52.000	188	9Bet Cap	3.0800	8900.0	104	647	No
98	GOM_NL__2PRFIN20020415_081028_000000362005_00092_00647_0611.N1	15-APR-2002 08:10:28	Dark	36.000	31	Alp Gru	1.7340	15200.	72	647	No
99	GOM_NL__2PRFIN20020415_081523_000000352005_00093_00648_0588.N1	15-APR-2002 08:15:23	Dark	35.000	45	Alp Pav	1.9400	26000.	70	648	No
100	GOM_NL__2PRFIN20020415_081745_000000642005_00093_00648_0589.N1	15-APR-2002 08:17:45	Dark	64.000	57	34Sig Sgr	2.0660	26000.	128	648	No
101	GOM_NL__2PRFIN20020415_082036_000000572005_00093_00648_0590.N1	15-APR-2002 08:20:36	Dark	57.000	38	20Eps Sgr	1.8360	11000.	114	648	No

102	GOM_NL__2PRFIN20020415_082251_000000422005_00093_00648_0591.N1	15-APR-2002 08:22:51	Dark	42.000	147	Alp Ara	2.8770	26000.	84	648	No
103	GOM_NL__2PRFIN20020415_082433_000000542005_00093_00648_0592.N1	15-APR-2002 08:24:33	Dark	54.000	25	35Lam Sco	1.6200	28000.	108	648	No
104	GOM_NL__2PRFIN20020415_082716_000000412005_00093_00648_0593.N1	15-APR-2002 08:27:16	Straylight	40.500	4	Alp1Cen	-0.010000	5800.0	81	648	No
105	GOM_NL__2PRFIN20020415_082846_000000362005_00093_00648_0594.N1	15-APR-2002 08:28:46	Straylight	36.000	12	Alp1Cru	0.77500	30000.	72	648	No
106	GOM_NL__2PRFIN20020415_083026_000000382005_00093_00648_0595.N1	15-APR-2002 08:30:26	Straylight	38.000	78	Alp Lup	2.3040	28000.	76	648	No
107	GOM_NL__2PRFIN20020415_083202_000000412005_00093_00648_0596.N1	15-APR-2002 08:32:02	Straylight	41.000	81	Eta Cen	2.3560	28000.	82	648	No
108	GOM_NL__2PRFIN20020415_083425_000000442005_00093_00648_0597.N1	15-APR-2002 08:34:25	Straylight	43.500	54	5The Cen	2.0550	4500.0	87	648	No
109	GOM_NL__2PRFIN20020415_083626_000000742005_00093_00648_0598.N1	15-APR-2002 08:36:26	Twl_and_stray	73.500	80	7Del Sco	2.3160	30000.	147	648	No
110	GOM_NL__2PRFIN20020415_085035_000000322005_00093_00648_0599.N1	15-APR-2002 08:50:35	Bright	32.000	62	94Bet Leo	2.1360	9700.0	64	648	No
111	GOM_NL__2PRFIN20020415_085413_000000542005_00093_00648_0600.N1	15-APR-2002 08:54:13	Bright	53.500	3	16Alp Boo	-0.050000	4250.0	107	648	No
112	GOM_NL__2PRFIN20020415_085839_000000572005_00093_00648_0601.N1	15-APR-2002 08:58:39	Bright	56.500	83		2.3780	11000.	113	648	No
113	GOM_NL__2PRFIN20020415_090209_000000382005_00093_00648_0602.N1	15-APR-2002 09:02:09	Bright	38.000	39	85Eta UMa	1.8540	24000.	76	648	No
114	GOM_NL__2PRFIN20020415_090356_000000322005_00093_00648_0603.N1	15-APR-2002 09:03:56	Bright	32.000	36	50Alp UMa	1.8000	6300.0	64	648	No
115	GOM_NL__2PRFIN20020415_090911_000000322005_00093_00648_0604.N1	15-APR-2002 09:09:11	Bright	32.000	60	7Bet UMi	2.0810	3950.0	64	648	No
116	GOM_NL__2PRFIN20020415_091159_000000292005_00093_00648_0605.N1	15-APR-2002 09:11:59	Bright	29.000	49	1Alp UMi	1.9900	6300.0	58	648	No
117	GOM_NL__2PRFIN20020415_091924_000000332005_00093_00648_0606.N1	15-APR-2002 09:19:24	Bright	32.500	76	27Gam Cas	2.3000	30000.	65	648	No
118	GOM_NL__2PRFIN20020415_092043_000000342005_00093_00648_0607.N1	15-APR-2002 09:20:43	Bright	33.500	68	18Alp Cas	2.2250	4500.0	67	648	No
119	GOM_NL__2PRFIN20020415_092321_000000422005_00093_00648_0608.N1	15-APR-2002 09:23:21	Bright	42.000	485	32 Cyg	3.9400	4600.0	84	648	No
120	GOM_NL__2PRFIN20020415_092520_000001082005_00093_00648_0609.N1	15-APR-2002 09:25:20	Bright	108.00	5	3Alp Lyr	0.033000	11000.	216	648	No
121	GOM_NL__2PRFIN20020415_092852_000000512005_00093_00648_0610.N1	15-APR-2002 09:28:52	Bright	50.500	92	53Eps Cyg	2.5000	4500.0	101	648	No
122	GOM_NL__2PRFIN20020415_094537_000000412005_00093_00648_0611.N1	15-APR-2002 09:45:37	Dark	40.500	18	24Alp PsA	1.1660	9700.0	81	648	No
123	GOM_NL__2PRFIN20020415_094754_000000522005_00093_00648_0612.N1	15-APR-2002 09:47:54	Dark	51.500	188	9Bet Cap	3.0800	8900.0	103	648	No
124	GOM_NL__2PRFIN20020415_095104_000000372005_00093_00648_0613.N1	15-APR-2002 09:51:04	Dark	36.500	31	Alp Gru	1.7340	15200.	73	648	No
125	GOM_NL__2PRFIN20020415_095600_000000362005_00094_00649_0588.N1	15-APR-2002 09:56:00	Dark	35.500	45	Alp Pav	1.9400	26000.	71	649	No
126	GOM_NL__2PRFIN20020415_095823_000000652005_00094_00649_0589.N1	15-APR-2002 09:58:23	Dark	65.000	57	34Sig Sgr	2.0660	26000.	130	649	No
127	GOM_NL__2PRFIN20020415_100113_000000582005_00094_00649_0590.N1	15-APR-2002 10:01:13	Dark	57.500	38	20Eps Sgr	1.8360	11000.	115	649	No
128	GOM_NL__2PRFIN20020415_100328_000000412005_00094_00649_0591.N1	15-APR-2002 10:03:28	Dark	41.000	147	Alp Ara	2.8770	26000.	82	649	No
129	GOM_NL__2PRFIN20020415_100510_000000562005_00094_00649_0592.N1	15-APR-2002 10:05:10	Dark	56.000	25	35Lam Sco	1.6200	28000.	112	649	No
130	GOM_NL__2PRFIN20020415_100752_000000502005_00094_00649_0593.N1	15-APR-2002 10:07:52	Straylight	49.500	4	Alp1Cen	-0.010000	5800.0	99	649	No
131	GOM_NL__2PRFIN20020415_100922_000000402005_00094_00649_0594.N1	15-APR-2002 10:09:22	Straylight	40.000	12	Alp1Cru	0.77500	30000.	80	649	No
132	GOM_NL__2PRFIN20020415_101102_000000392005_00094_00649_0595.N1	15-APR-2002 10:11:02	Straylight	39.000	78	Alp Lup	2.3040	28000.	78	649	No
133	GOM_NL__2PRFIN20020415_101238_000000402005_00094_00649_0596.N1	15-APR-2002 10:12:38	Straylight	39.500	81	Eta Cen	2.3560	28000.	79	649	No
134	GOM_NL__2PRFIN20020415_101501_000000432005_00094_00649_0597.N1	15-APR-2002 10:15:01	Straylight	43.000	54	5The Cen	2.0550	4500.0	86	649	No
135	GOM_NL__2PRFIN20020415_101702_000000792005_00094_00649_0598.N1	15-APR-2002 10:17:02	Twl_and_stray	79.000	80	7Del Sco	2.3160	30000.	158	649	No
136	GOM_NL__2PRFIN20020415_103111_000000332005_00094_00649_0599.N1	15-APR-2002 10:31:11	Bright	33.000	62	94Bet Leo	2.1360	9700.0	66	649	No
137	GOM_NL__2PRFIN20020415_103448_000000562005_00094_00649_0600.N1	15-APR-2002 10:34:48	Bright	55.500	3	16Alp Boo	-0.050000	4250.0	111	649	No
138	GOM_NL__2PRFIN20020415_103914_000000562005_00094_00649_0601.N1	15-APR-2002 10:39:14	Bright	56.000	83		2.3780	11000.	112	649	No
139	GOM_NL__2PRFIN20020415_104244_000000382005_00094_00649_0602.N1	15-APR-2002 10:42:44	Bright	38.000	39	85Eta UMa	1.8540	24000.	76	649	No
140	GOM_NL__2PRFIN20020415_104432_000000342005_00094_00649_0603.N1	15-APR-2002 10:44:32	Bright	33.500	36	50Alp UMa	1.8000	6300.0	67	649	No
141	GOM_NL__2PRFIN20020415_104947_000000362005_00094_00649_0604.N1	15-APR-2002 10:49:47	Bright	36.000	60	7Bet UMi	2.0810	3950.0	72	649	No
142	GOM_NL__2PRFIN20020415_105234_000000302005_00094_00649_0605.N1	15-APR-2002 10:52:34	Bright	30.000	49	1Alp UMi	1.9900	6300.0	60	649	No
143	GOM_NL__2PRFIN20020415_110000_000000322005_00094_00649_0606.N1	15-APR-2002 11:00:00	Bright	31.500	76	27Gam Cas	2.3000	30000.	63	649	No
144	GOM_NL__2PRFIN20020415_110119_000000332005_00094_00649_0607.N1	15-APR-2002 11:01:19	Bright	32.500	68	18Alp Cas	2.2250	4500.0	65	649	No
145	GOM_NL__2PRFIN20020415_110356_000000472005_00094_00649_0608.N1	15-APR-2002 11:03:56	Bright	46.500	485	32 Cyg	3.9400	4600.0	93	649	No
146	GOM_NL__2PRFIN20020415_110555_000001072005_00094_00649_0609.N1	15-APR-2002 11:05:55	Bright	106.50	5	3Alp Lyr	0.033000	11000.	213	649	No
147	GOM_NL__2PRFIN20020415_110928_000000522005_00094_00649_0610.N1	15-APR-2002 11:09:28	Bright	51.500	92	53Eps Cyg	2.5000	4500.0	103	649	No
148	GOM_NL__2PRFIN20020415_112614_000000402005_00094_00649_0611.N1	15-APR-2002 11:26:14	Dark	40.000	18	24Alp PsA	1.1660	9700.0	80	649	No
149	GOM_NL__2PRFIN20020415_112831_000000562005_00094_00649_0612.N1	15-APR-2002 11:28:31	Dark	55.500	188	9Bet Cap	3.0800	8900.0	111	649	No
150	GOM_NL__2PRFIN20020415_113140_000000392005_00094_00649_0613.N1	15-APR-2002 11:31:40	Dark	39.000	31	Alp Gru	1.7340	15200.	78	649	No

3. Quality information per product

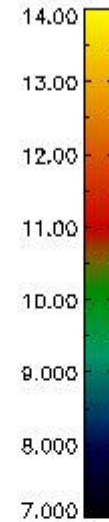
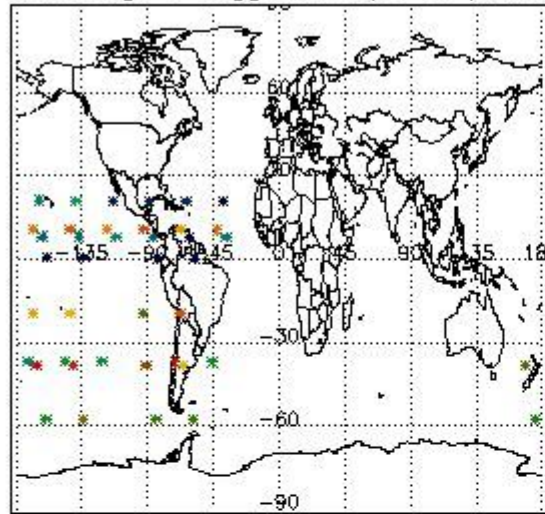
In this section it is plotted some information contained in the Quality Summary data set of the level 2 products. Only products in dark limb conditions and without errors (error flag in the MPH set to "0") are used.

3.1 Plot quality information per product (time dependant)

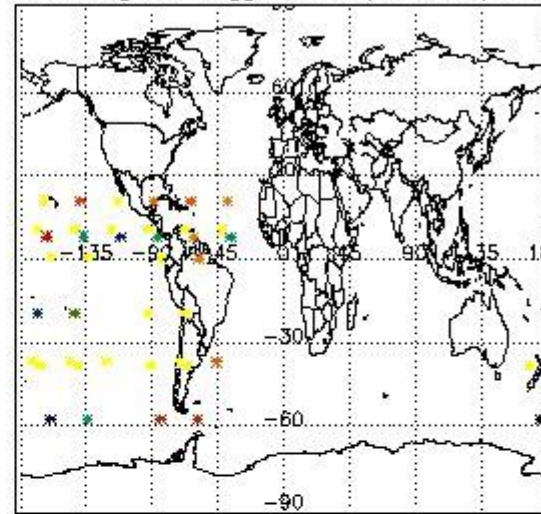


3.2 Plot quality information per product (world map)

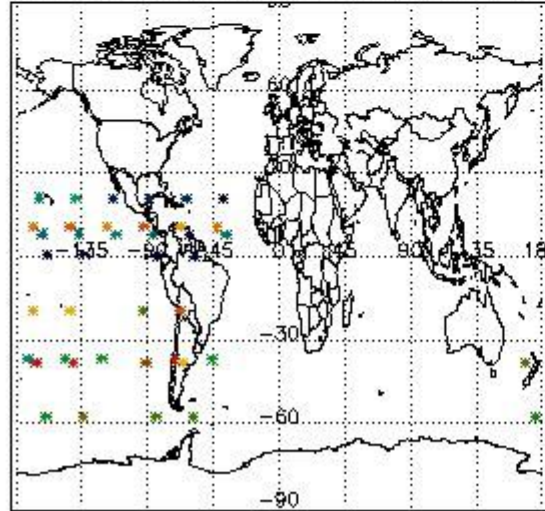
Percentage of flagged data per O3 profile



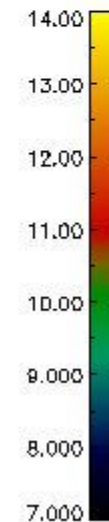
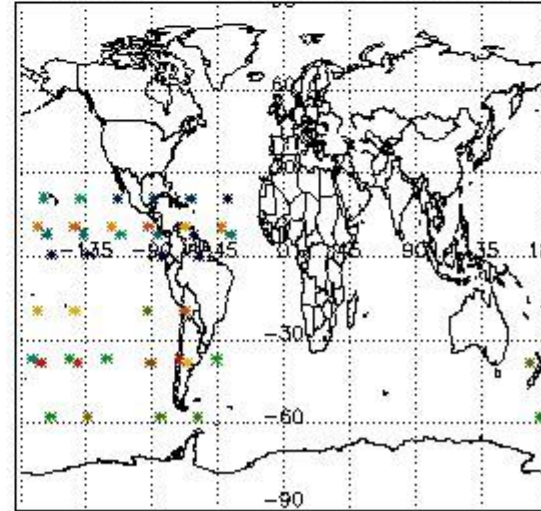
Percentage of flagged data per H2O profile



Percentage of flagged data per NO2 profile



Percentage of flagged data per NO3 profile

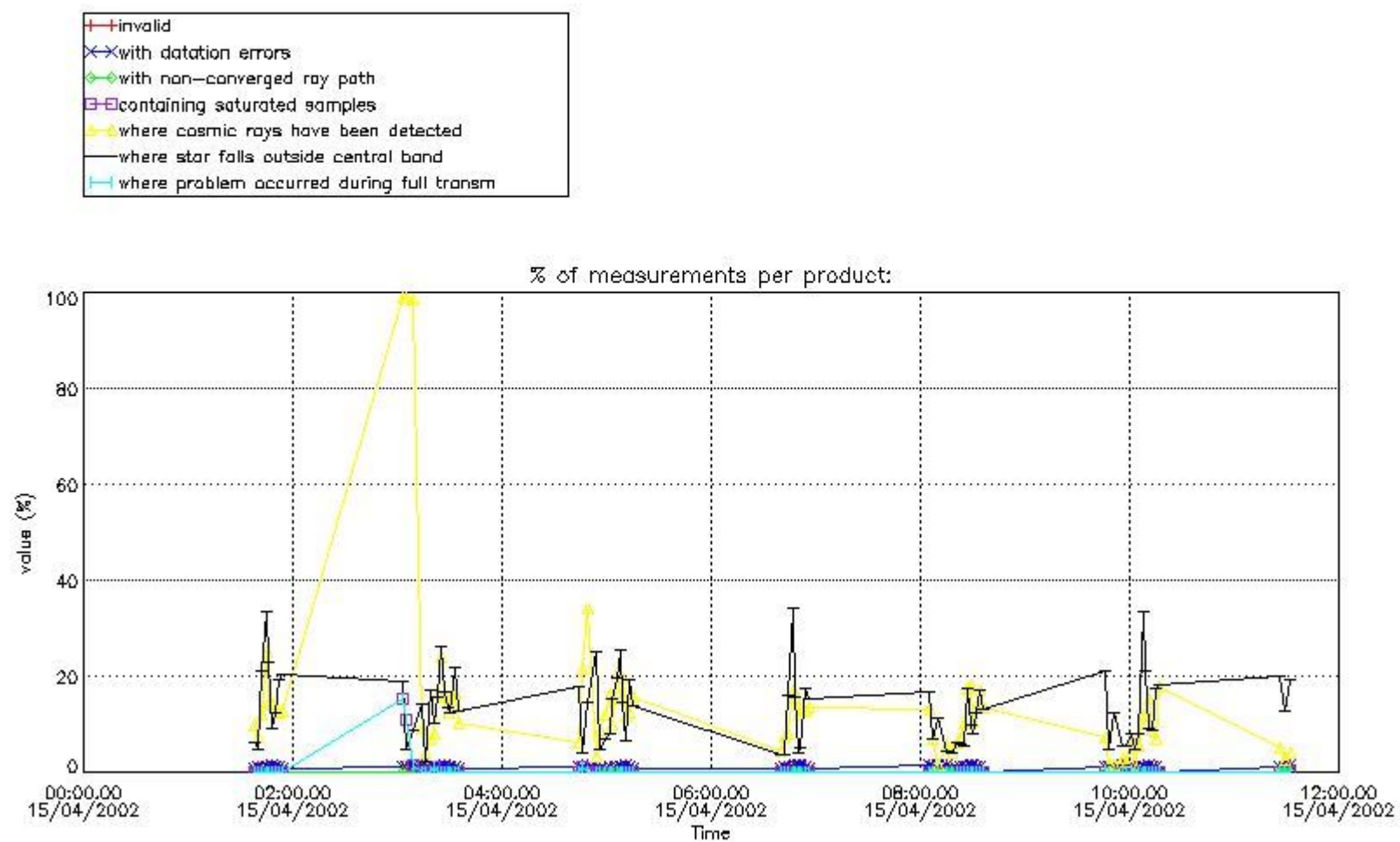


4. Level 1 quality information per product

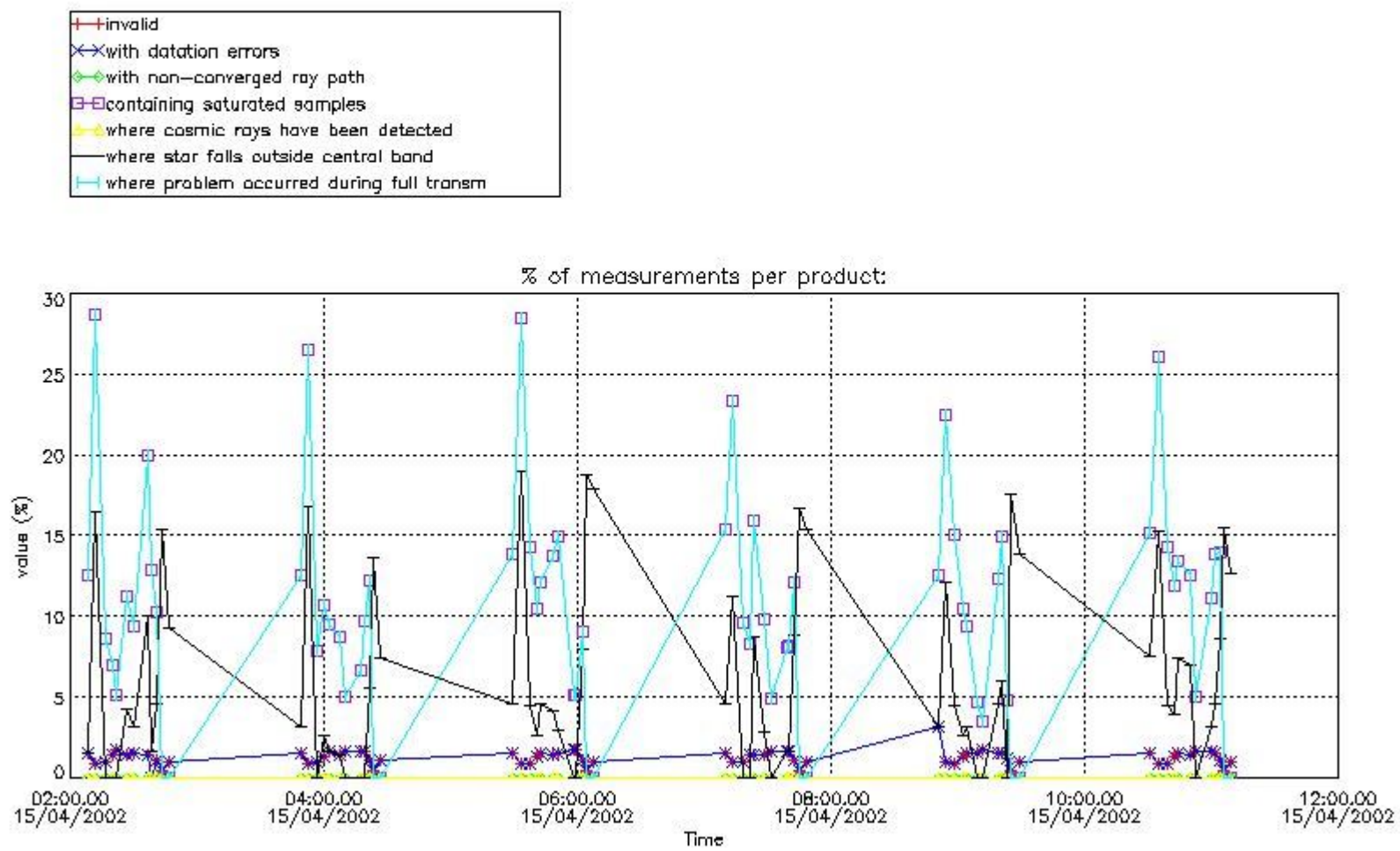
In this section it is plotted some information contained in the Quality Summary data set of the level 2 products that comes from the level 1b processing. Products without errors (error flag in the MPH set to "0") are used.

4.1 Plot quality information per product (time dependant) coming from level 1b processing

4.1.1 Plot level 1 quality information per product (time dependant): ENVISAT ASCENDING passes



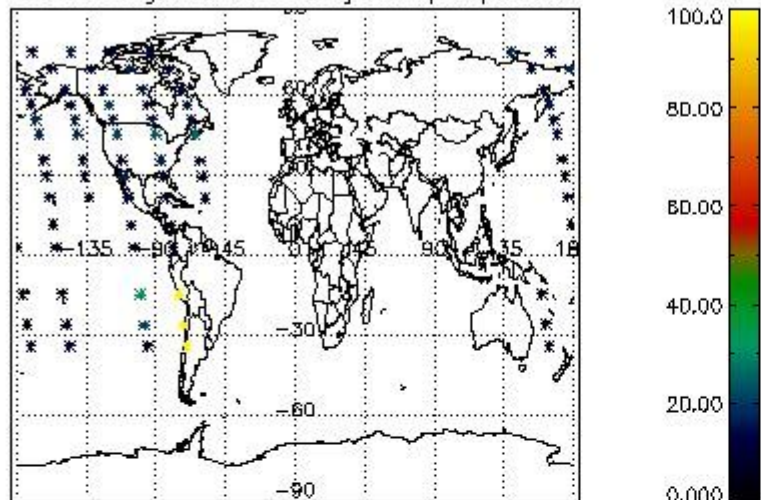
4.1.2 Plot level 1 quality information per product (time dependant): ENVI SAT DESCENDING passes



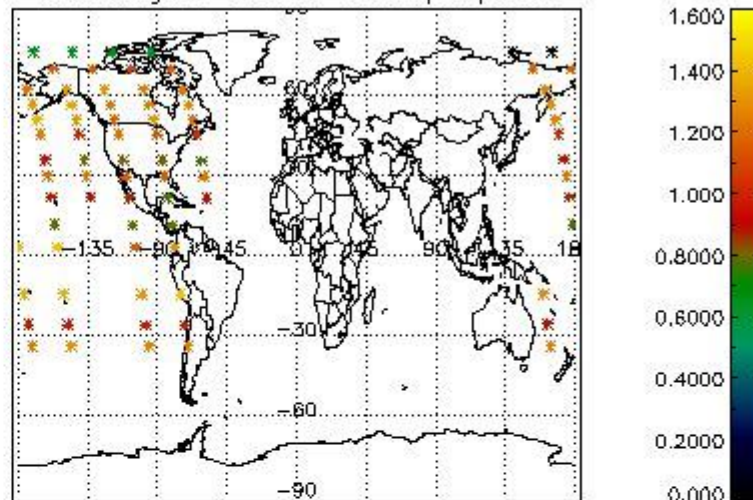
4.2 Plot quality information per product coming from level 1b processing (world map)

4.2.1 Plot level 1 quality information per product (world map): ENVISAT ASCENDING passes

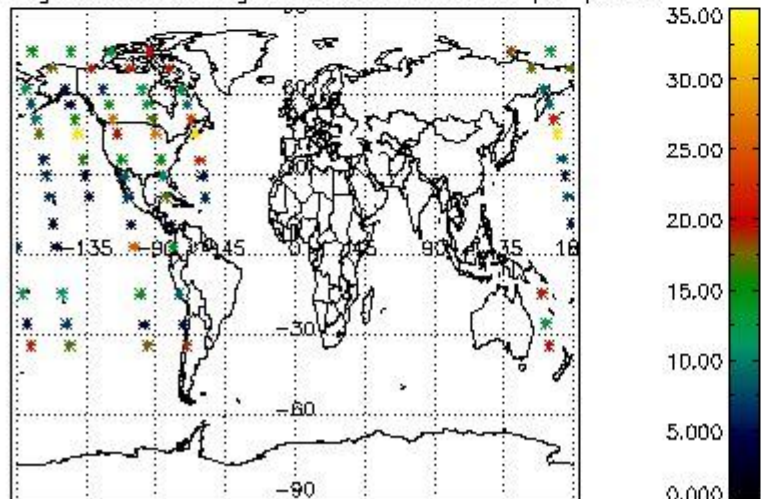
Percentage of cosmic ray hits per profile



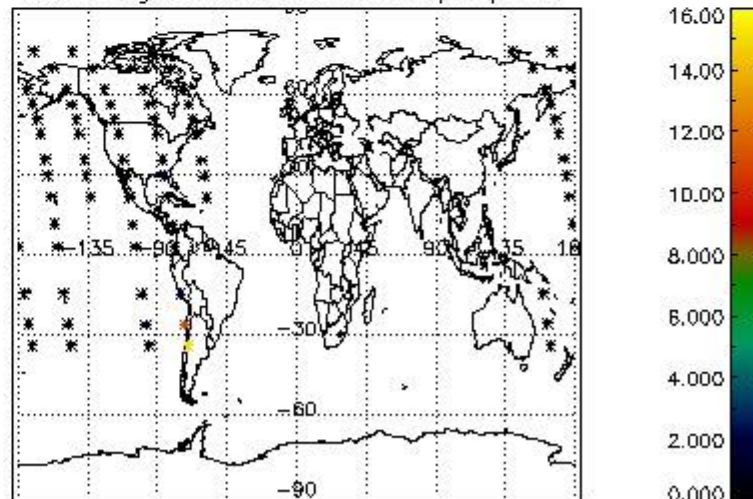
Percentage of datation errors per profile



Percentage of star falling outside central band per profile

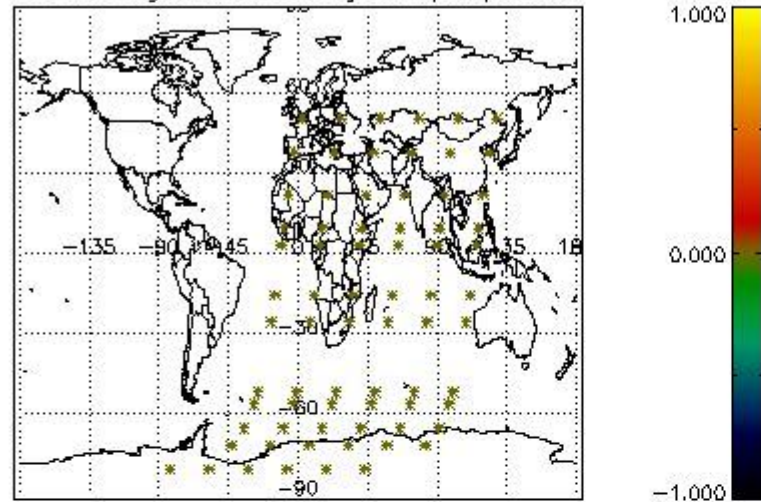


Percentage of saturation errors per profile

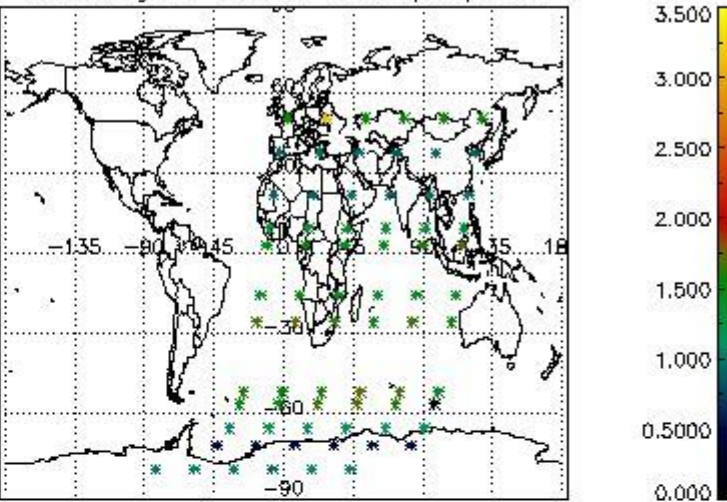


4.2.2 Plot level 1 quality information per product (world map): ENVISAT DESCENDING passes

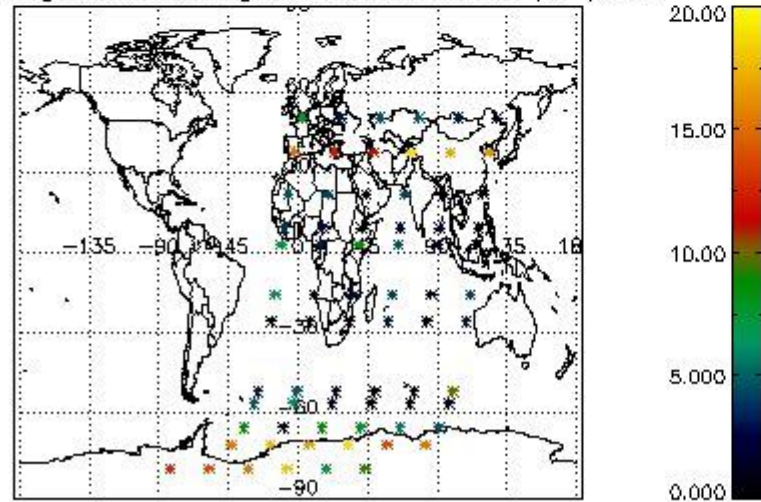
Percentage of cosmic ray hits per profile



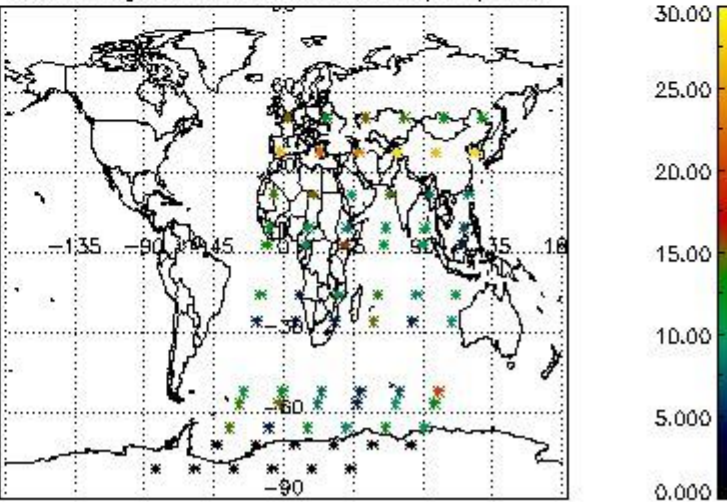
Percentage of datation errors per profile



Percentage of star falling outside central band per profile



Percentage of saturation errors per profile



5. Trace gas profiles

5.1 Ozone statistics based on quality of products

The final quality of the products can be "measured" using the STD (Standard Deviation) attached to every point profile. This information is written to the parameter GOM_NL__2P/NL_LOCAL_SPECIES_DENSITY/o3_std of the level 2 products. The table below shows the statistics for given STD ranges.

The statistics are given with respect to the overall valid production:

- Products without fatal errors: GOM_NL__2P/MPH/PRODUCT_ERR=0
- Valid point profile: GOM_NL__2P/NL_LOCAL_SPECIES_DENSITY/pcd(0)=0

The 'Criteria' is applied to valid points of dark limb products:

- Products in dark limb illumination condition: GOM_NL__2P/NL_SUMMARY_QUALITY/obs_ill_cond=0
- Products without fatal errors: GOM_NL__2P/MPH/PRODUCT_ERR=0
- Valid point profile: GOM_NL__2P/NL_LOCAL_SPECIES_DENSITY/pcd(0)=0

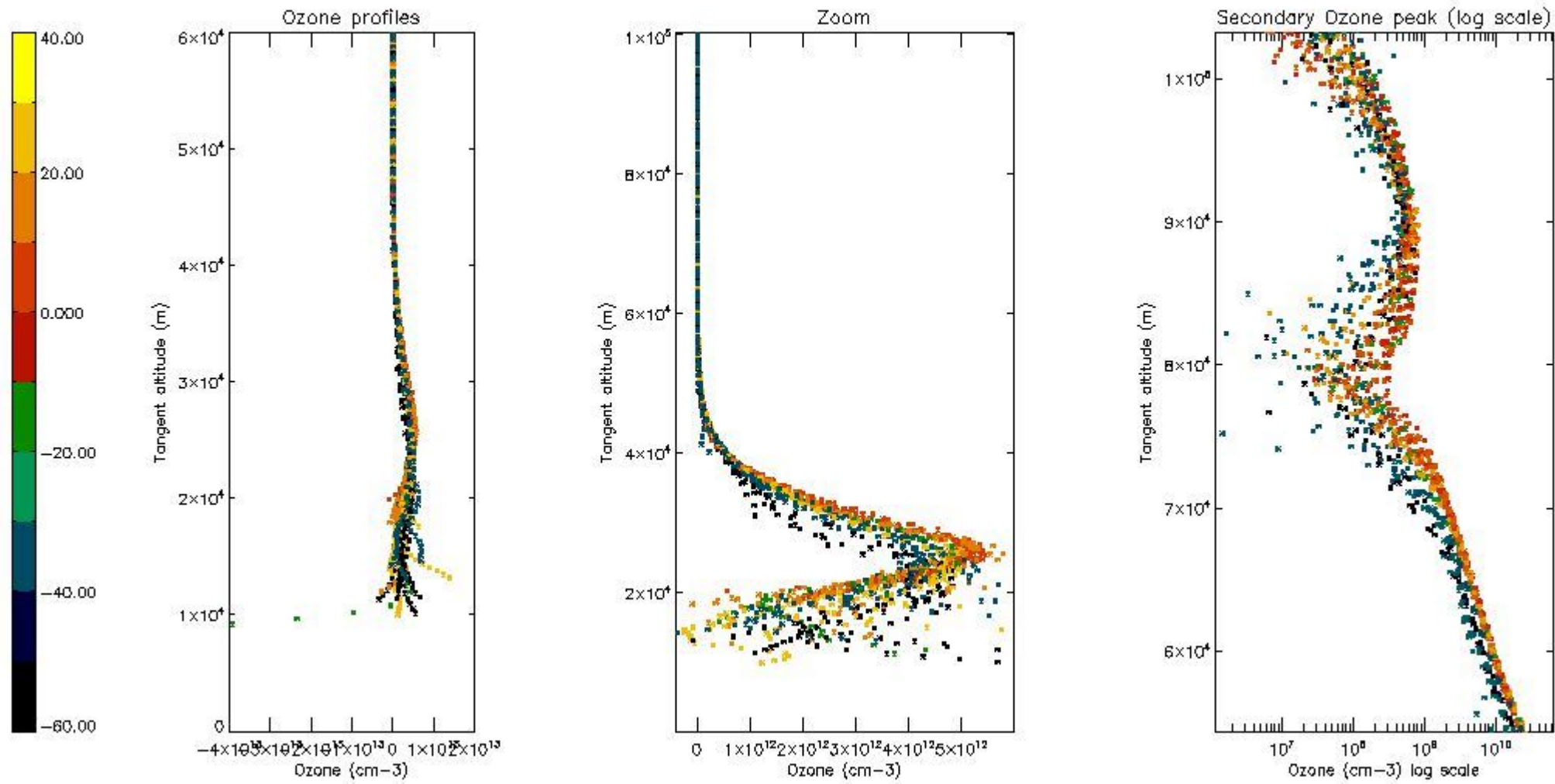
So, the table below shows the percentage of dark limb and valid observations for each criteria with respect to the overall valid daily observations.

Criteria	% of total production
All STD	29
STD < 20	23

STD < 10	21
STD < 5	16

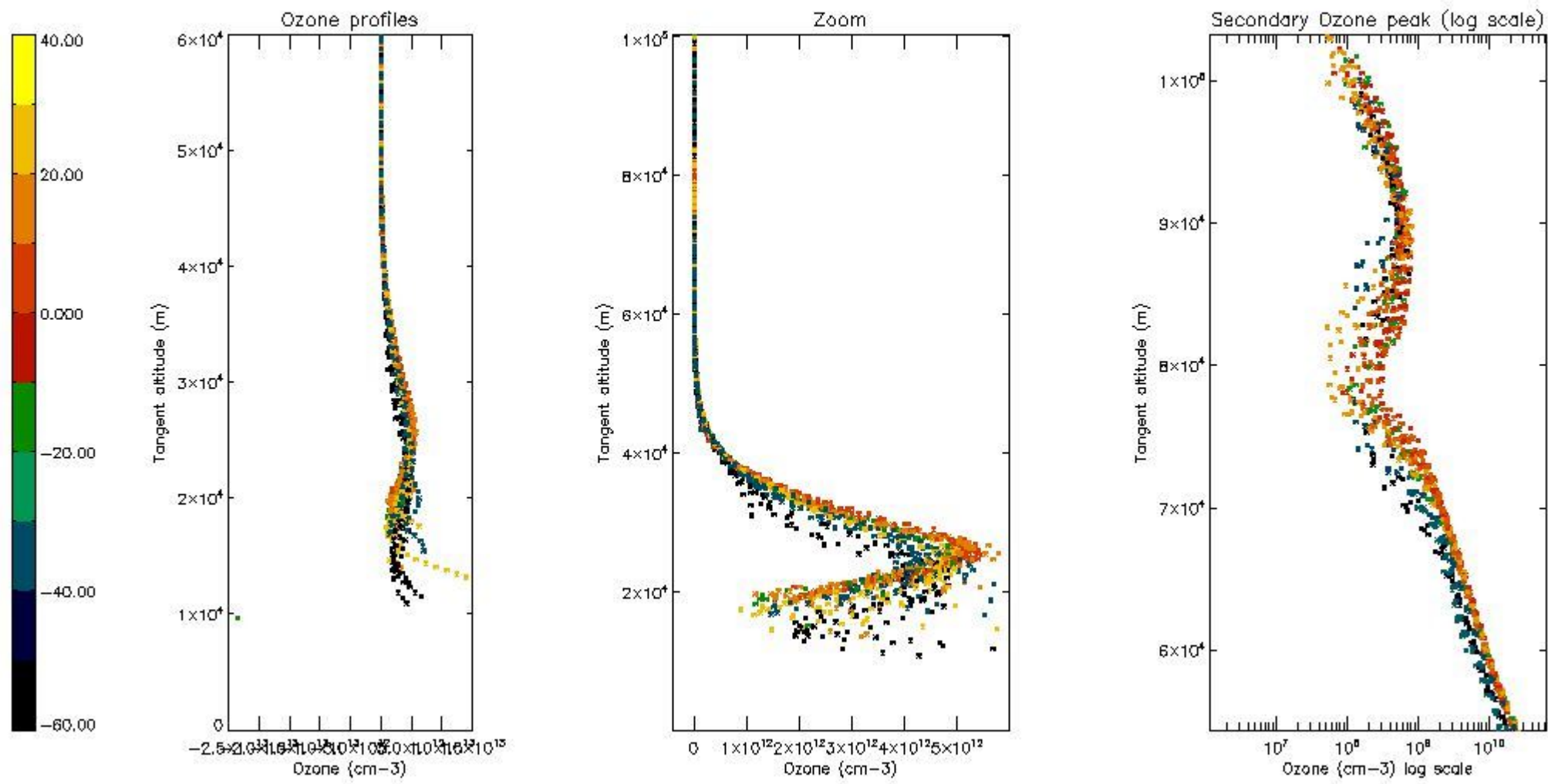
5.2 Plot ozone profiles for all STD (dark without errors)

The colorbar represents the latitude.



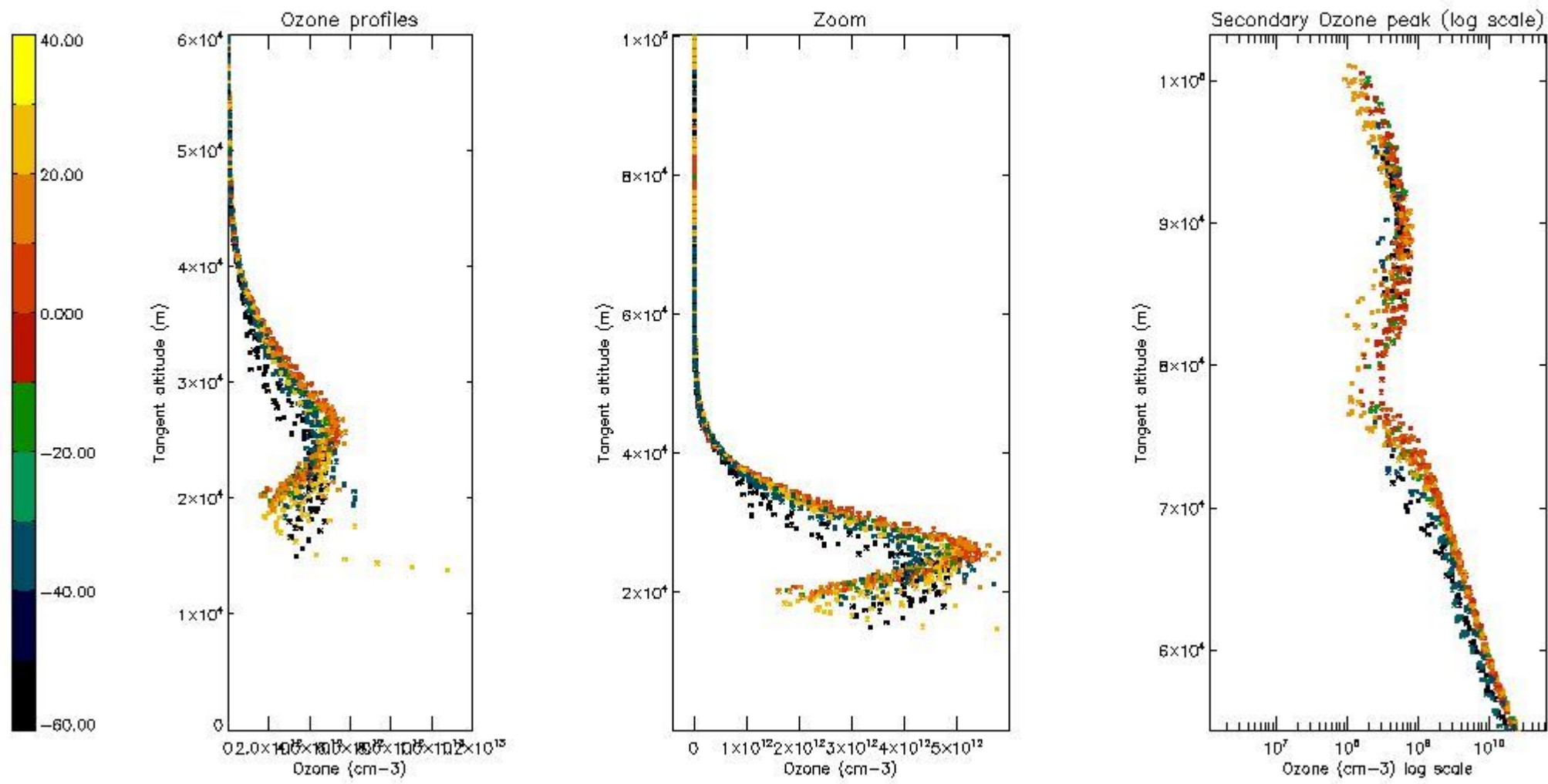
5.3 Plot ozone profiles where STD < 20% (dark without errors)

The colorbar represents the latitude.



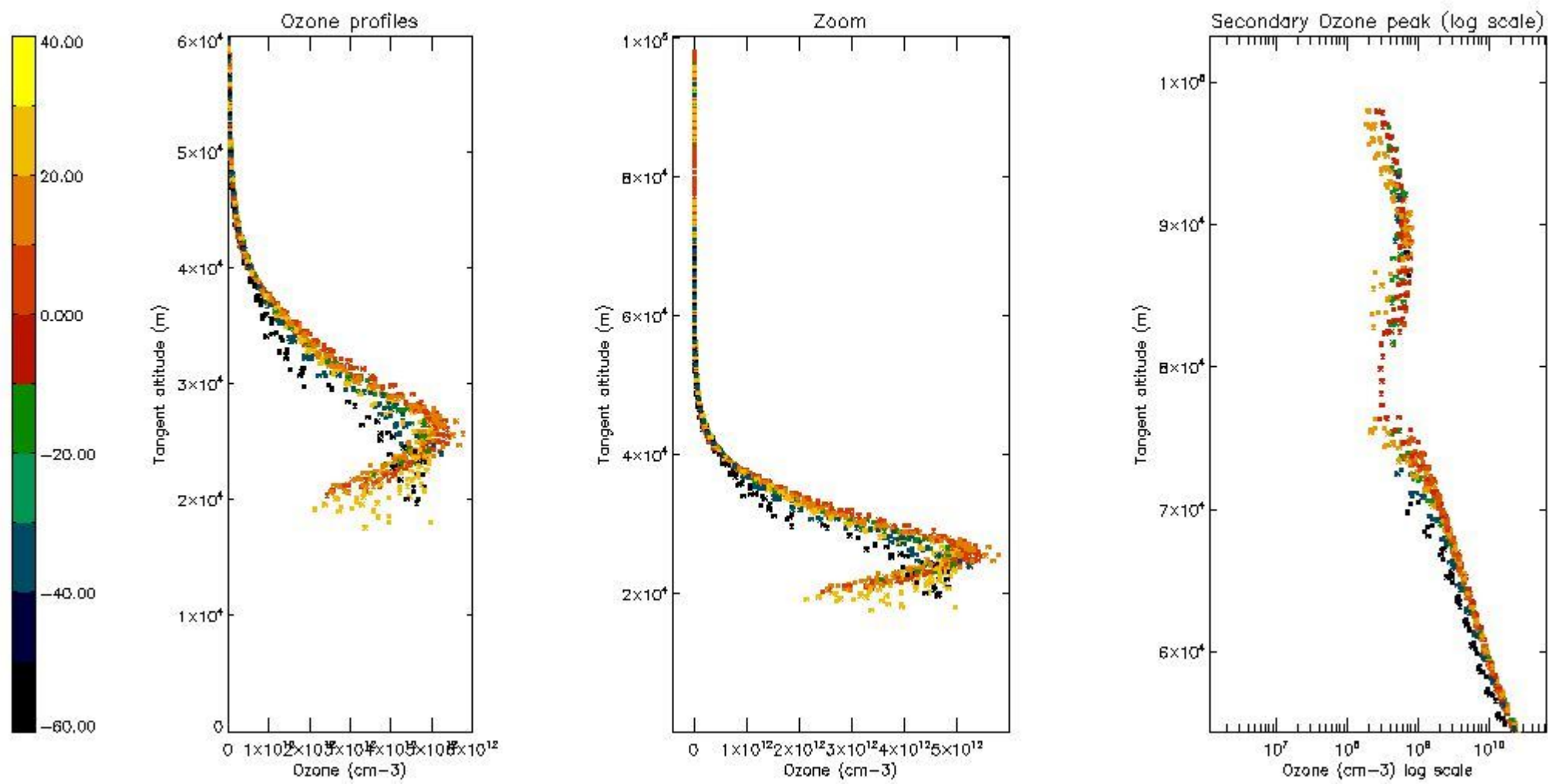
5.4 Plot ozone profiles where STD < 10% (dark without errors)

The colorbar represents the latitude.



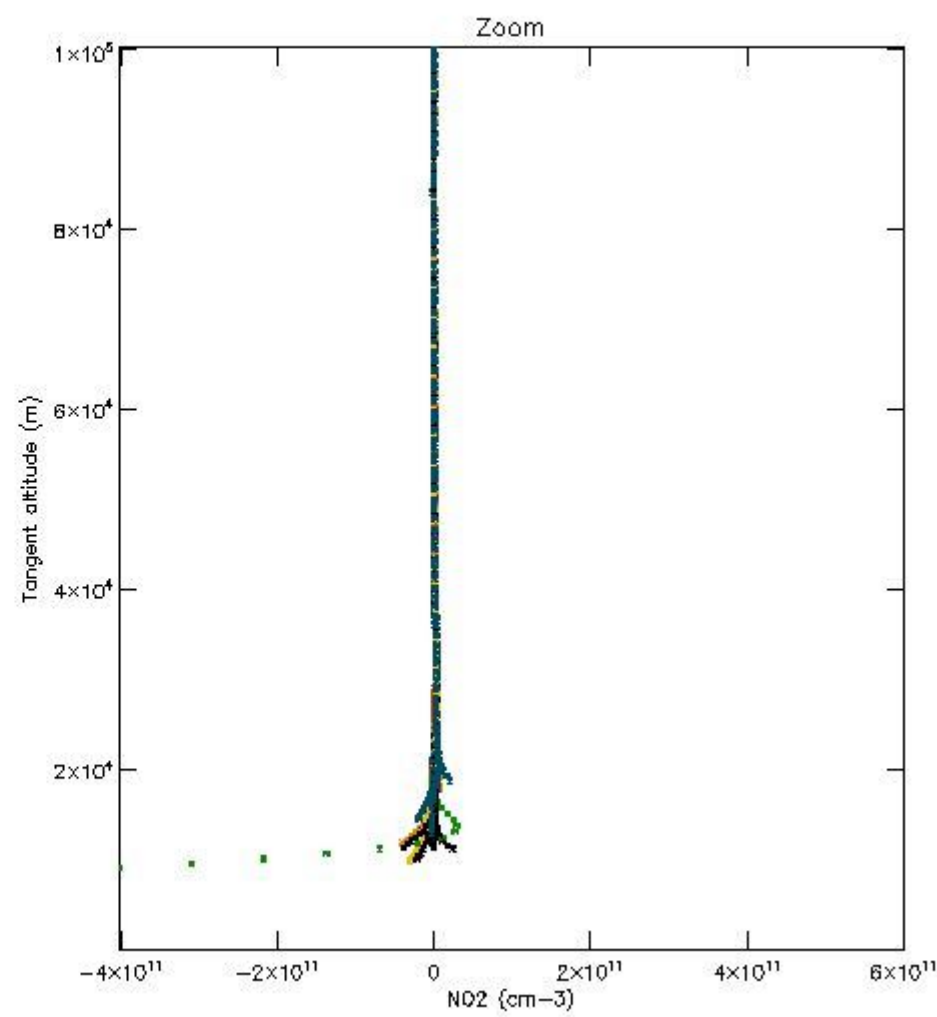
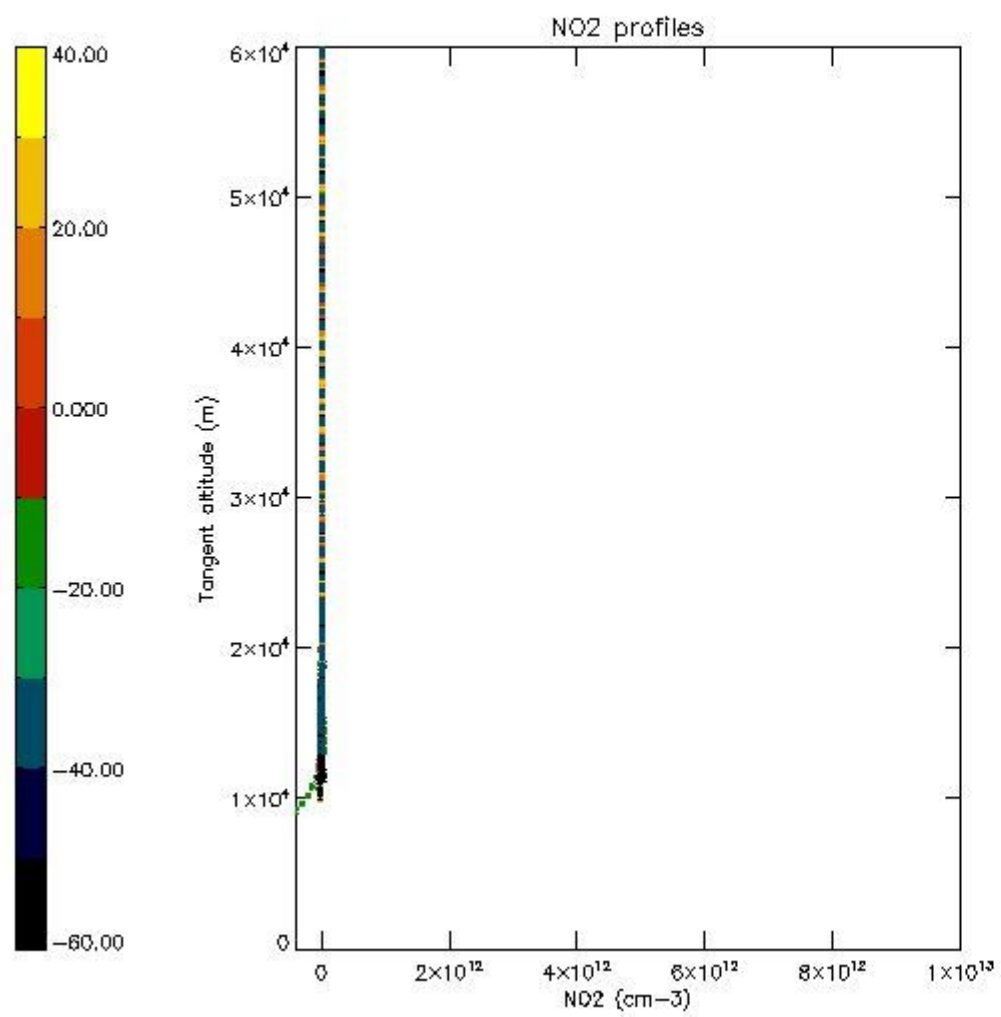
5.5 Plot ozone profiles where STD < 5% (dark without errors)

The colorbar represents the latitude.



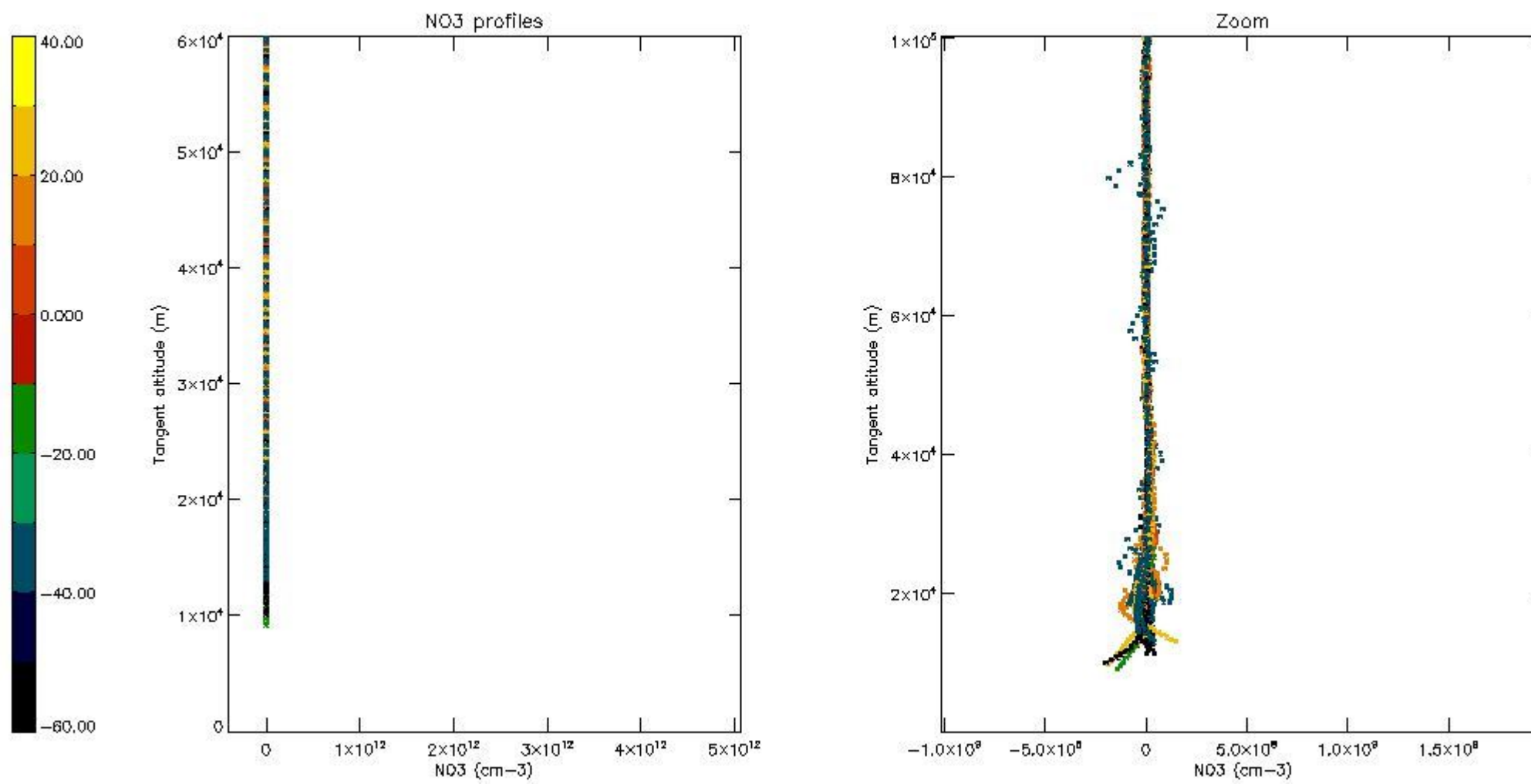
5.6 Plot NO₂ profiles for all STD (dark without errors)

The colorbar represents the latitude.



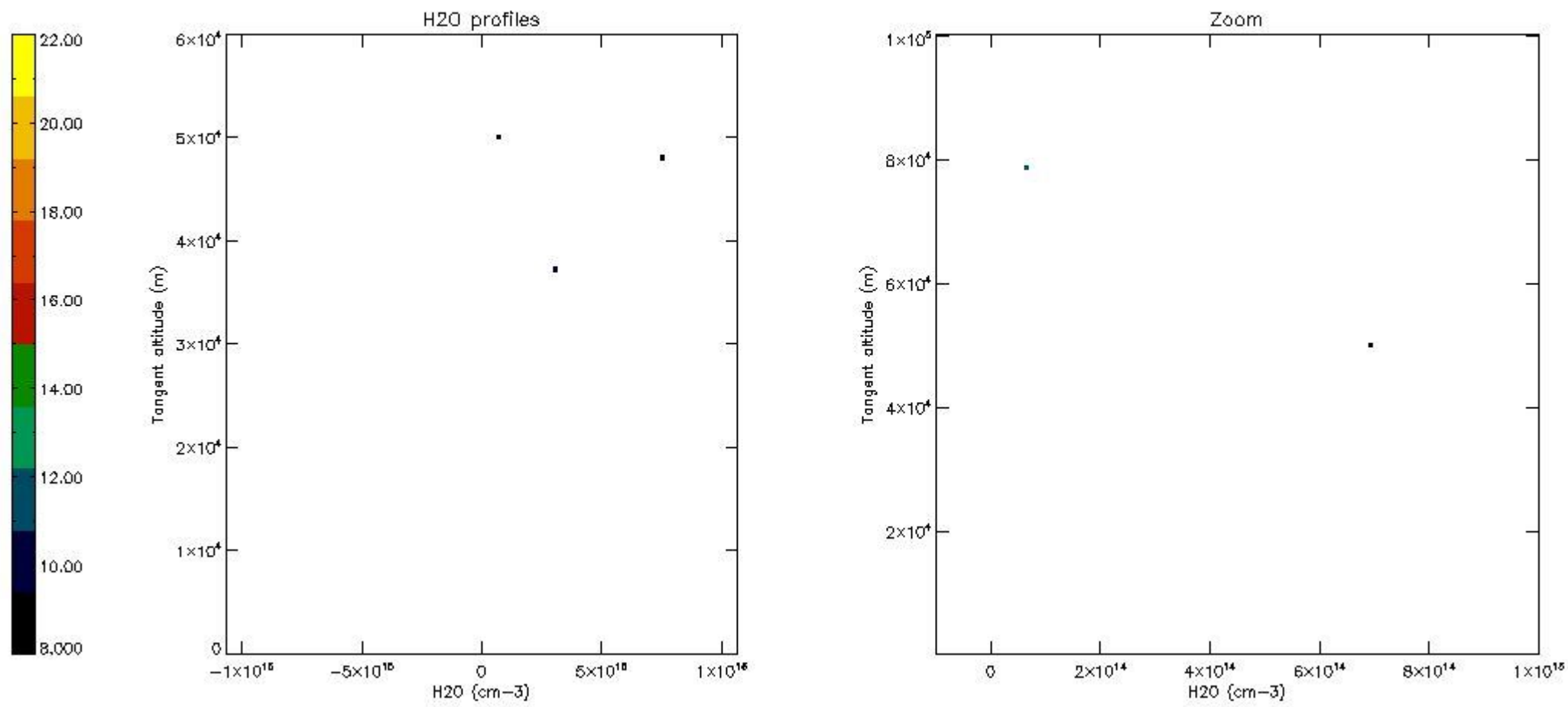
5.7 Plot NO3 profiles for all STD (dark without errors)

The colorbar represents the latitude.



5.8 Plot H2O profiles for all STD (only for occultations of stars 1,2,3,4,13,14,16,26,63 dark without errors)

The colorbar represents the latitude.



6. Auxiliary Data Files used for the production reported in section 2

The number reported in the third column indicates since which file (see list in section 2) the corresponding auxiliary file has been used. The fourth column is the date of those product files.

Type	Auxiliary Filename	Used since product	Used since product date
INST_PHYS_CHARACTERISTICS	GOM_INS_AXNIEC20050627_150440_20020301_000000_20100101_000000	1	15-APR-2002 01:35:13
LEVEL-2_PROC_CONFIG	GOM_PR2_AXVIEC20091111_152718_20020301_000000_20500101_000000	1	15-APR-2002 01:35:13
CROSS_SECTIONS_FILE	GOM_CRS_AXVIEC20091111_154832_20020301_000000_20500101_000000	1	15-APR-2002 01:35:13

GOMOS Level 2 Daily Report

SUMMARY

[1. General Info](#)

[2. Summary of processed GOM_NL_2P products](#)

[3. Level 2 Quality information per product](#)

[3.1 Plot of level 2 quality information per product \(time dependant\)](#)

[3.2 Plot of level 2 quality information per product \(world map\)](#)

[4. Level 1 Quality information per product \(stored on level 2 products\)](#)

[4.1 Plot of level 1 quality information per product \(time dependant\)](#)

[4.1.1 Plot of level 1 quality information per product \(time dependant\): ASCENDING](#)

[4.1.2 Plot of level 1 quality information per product \(time dependant\): DESCENDING](#)

[4.2 Plot of level 1 quality information per product \(world map\)](#)

[4.2.1 Plot of level 1 quality information per product \(world map\): ASCENDING](#)

[4.2.2 Plot of level 1 quality information per product \(world map\): DESCENDING](#)

[5. Ozone profiles based on quality statistics and other trace gas profiles](#)

[5.1 Ozone statistics based on quality of products](#)

[5.2 Plot ozone profiles for all STD \(dark without errors\)](#)

[5.3 Plot ozone profiles where STD < 20% \(dark without errors\)](#)

[5.4. Plot ozone profiles where STD < 10% \(dark without errors\)](#)

[5.5. Plot ozone profiles where STD < 5% \(dark without errors\)](#)

[5.6 Plot NO2 profiles for all STD \(dark without errors\)](#)

[5.7 Plot NO3 profiles for all STD \(dark without errors\)](#)

[5.8 Plot H2O profiles \(only for occultations of stars 1,2,3,4,13,14,16,26,63 dark without errors\) for all STD](#)

[6. Auxiliary Data Files used for the production reported in section 2](#)

This report presents the daily analysis on parameters extracted from GOMOS level 2 data (GOM_NL__2P). It is intended to monitor some important parameters that will impact the quality of these products. A list of level 2 products (and content) that have arrived during the reporting day to the PCF is also given.

Item	Value
Time of report generation	17APR2013 17:23:45
Data source version	GOMOS/6.01
Start time of products	15-04-2002 (15APR2002 00:00:00)
Stop time of products	16-04-2002 (16APR2002 00:00:00)
Store outputs in DB	Yes
Nb of level 2 prods	150
Nb of prods with errors	1

2. Summary of processed GOM_NL__2P products.

Nr	Filename	UTC Start time	Limb	Duration	Star Id	Star Name	Star Mag	Star Temp	Nb Meas	Orbit	Prod. error
1	GOM_NL__2PRFIN20020415_013513_000000642005_00089_00644_0587.N1	15-APR-2002 01:35:13	Dark	64.000	57	34Sig Sgr	2.0660	26000.	128	644	Yes
2	GOM_NL__2PRFIN20020415_013806_000000572005_00089_00644_0588.N1	15-APR-2002 01:38:06	Dark	56.500	38	20Eps Sgr	1.8360	11000.	113	644	No
3	GOM_NL__2PRFIN20020415_014024_000000422005_00089_00644_0589.N1	15-APR-2002 01:40:24	Dark	41.500	147	Alp Ara	2.8770	26000.	83	644	No
4	GOM_NL__2PRFIN20020415_014204_000000662005_00089_00644_0590.N1	15-APR-2002 01:42:04	Dark	66.000	25	35Lam Sco	1.6200	28000.	132	644	No
5	GOM_NL__2PRFIN20020415_014451_000000502005_00089_00644_0591.N1	15-APR-2002 01:44:51	Straylight	49.500	4	Alp1Cen	-0.010000	5800.0	99	644	No
6	GOM_NL__2PRFIN20020415_014622_000000422005_00089_00644_0592.N1	15-APR-2002 01:46:22	Straylight	41.500	12	Alp1Cru	0.77500	30000.	83	644	No
7	GOM_NL__2PRFIN20020415_014801_000000392005_00089_00644_0593.N1	15-APR-2002 01:48:01	Straylight	39.000	78	Alp Lup	2.3040	28000.	78	644	No
8	GOM_NL__2PRFIN20020415_014936_000000412005_00089_00644_0594.N1	15-APR-2002 01:49:36	Straylight	41.000	81	Eta Cen	2.3560	28000.	82	644	No
9	GOM_NL__2PRFIN20020415_015200_000000442005_00089_00644_0595.N1	15-APR-2002 01:52:00	Straylight	44.000	54	5The Cen	2.0550	4500.0	88	644	No
10	GOM_NL__2PRFIN20020415_015400_000000822005_00089_00644_0596.N1	15-APR-2002 01:54:00	Twilight_stray	81.500	80	7Del Sco	2.3160	30000.	163	644	No
11	GOM_NL__2PRFIN20020415_020811_000000322005_00089_00644_0597.N1	15-APR-2002 02:08:11	Bright	32.000	62	94Bet Leo	2.1360	9700.0	64	644	No
12	GOM_NL__2PRFIN20020415_021152_000000582005_00089_00644_0598.N1	15-APR-2002 02:11:52	Bright	57.500	3	16Alp Boo	-0.050000	4250.0	115	644	No
13	GOM_NL__2PRFIN20020415_021620_000000532005_00089_00644_0599.N1	15-APR-2002 02:16:20	Bright	52.500	83		2.3780	11000.	105	644	No
14	GOM_NL__2PRFIN20020415_021947_000000362005_00089_00644_0600.N1	15-APR-2002 02:19:47	Bright	36.000	39	85Eta UMa	1.8540	24000.	72	644	No
15	GOM_NL__2PRFIN20020415_022132_000000302005_00089_00644_0601.N1	15-APR-2002 02:21:32	Bright	29.500	36	50Alp UMa	1.8000	6300.0	59	644	No
16	GOM_NL__2PRFIN20020415_022649_000000362005_00089_00644_0602.N1	15-APR-2002 02:26:49	Bright	35.500	60	7Bet UMi	2.0810	3950.0	71	644	No
17	GOM_NL__2PRFIN20020415_022935_000000322005_00089_00644_0603.N1	15-APR-2002 02:29:35	Bright	32.000	49	1Alp UMi	1.9900	6300.0	64	644	No
18	GOM_NL__2PRFIN20020415_023700_000000352005_00089_00644_0604.N1	15-APR-2002 02:37:00	Bright	35.000	76	27Gam Cas	2.3000	30000.	70	644	No
19	GOM_NL__2PRFIN20020415_023818_000000312005_00089_00644_0605.N1	15-APR-2002 02:38:18	Bright	31.000	68	18Alp Cas	2.2250	4500.0	62	644	No
20	GOM_NL__2PRFIN20020415_024058_000000442005_00089_00644_0606.N1	15-APR-2002 02:40:58	Bright	44.000	485	32 Cyg	3.9400	4600.0	88	644	No
21	GOM_NL__2PRFIN20020415_024259_000001042005_00089_00644_0607.N1	15-APR-2002 02:42:59	Bright	104.00	5	3Alp Lyr	0.033000	11000.	208	644	No
22	GOM_NL__2PRFIN20020415_024628_000000492005_00089_00644_0608.N1	15-APR-2002 02:46:28	Bright	48.500	92	53Eps Cyg	2.5000	4500.0	97	644	No
23	GOM_NL__2PRFIN20020415_030313_000000402005_00089_00644_0609.N1	15-APR-2002 03:03:13	Dark	39.500	18	24Alp PsA	1.1660	9700.0	79	644	No
24	GOM_NL__2PRFIN20020415_030525_000000512005_00089_00644_0610.N1	15-APR-2002 03:05:25	Dark	51.000	188	9Bet Cap	3.0800	8900.0	102	644	No
25	GOM_NL__2PRFIN20020415_030839_000000352005_00089_00644_0611.N1	15-APR-2002 03:08:39	Dark	35.000	31	Alp Gru	1.7340	15200.	70	644	No
26	GOM_NL__2PRFIN20020415_031334_000000392005_00090_00645_0587.N1	15-APR-2002 03:13:34	Dark	38.500	45	Alp Pav	1.9400	26000.	77	645	No
27	GOM_NL__2PRFIN20020415_031551_000000642005_00090_00645_0588.N1	15-APR-2002 03:15:51	Dark	63.500	57	34Sig Sgr	2.0660	26000.	127	645	No
28	GOM_NL__2PRFIN20020415_031843_000000652005_00090_00645_0589.N1	15-APR-2002 03:18:43	Dark	65.000	38	20Eps Sgr	1.8360	11000.	130	645	No
29	GOM_NL__2PRFIN20020415_032101_000000442005_00090_00645_0590.N1	15-APR-2002 03:21:01	Dark	43.500	147	Alp Ara	2.8770	26000.	87	645	No
30	GOM_NL__2PRFIN20020415_032241_000000612005_00090_00645_0591.N1	15-APR-2002 03:22:41	Dark	61.000	25	35Lam Sco	1.6200	28000.	122	645	No
31	GOM_NL__2PRFIN20020415_032527_000000442005_00090_00645_0592.N1	15-APR-2002 03:25:27	Straylight	44.000	4	Alp1Cen	-0.010000	5800.0	88	645	No
32	GOM_NL__2PRFIN20020415_032658_000000392005_00090_00645_0593.N1	15-APR-2002 03:26:58	Straylight	38.500	12	Alp1Cru	0.77500	30000.	77	645	No
33	GOM_NL__2PRFIN20020415_032837_000000412005_00090_00645_0594.N1	15-APR-2002 03:28:37	Straylight	40.500	78	Alp Lup	2.3040	28000.	81	645	No
34	GOM_NL__2PRFIN20020415_033013_000000412005_00090_00645_0595.N1	15-APR-2002 03:30:13	Straylight	40.500	81	Eta Cen	2.3560	28000.	81	645	No
35	GOM_NL__2PRFIN20020415_033236_000000462005_00090_00645_0596.N1	15-APR-2002 03:32:36	Straylight	46.000	54	5The Cen	2.0550	4500.0	92	645	No
36	GOM_NL__2PRFIN20020415_033436_000000752005_00090_00645_0597.N1	15-APR-2002 03:34:36	Twilight_stray	75.000	80	7Del Sco	2.3160	30000.	150	645	No
37	GOM_NL__2PRFIN20020415_034847_000000322005_00090_00645_0598.N1	15-APR-2002 03:48:47	Bright	32.000	62	94Bet Leo	2.1360	9700.0	64	645	No
38	GOM_NL__2PRFIN20020415_035227_000000572005_00090_00645_0599.N1	15-APR-2002 03:52:27	Bright	56.500	3	16Alp Boo	-0.050000	4250.0	113	645	No
39	GOM_NL__2PRFIN20020415_035655_000000512005_00090_00645_0600.N1	15-APR-2002 03:56:55	Bright	51.000	83		2.3780	11000.	102	645	No
40	GOM_NL__2PRFIN20020415_040023_000000382005_00090_00645_0601.N1	15-APR-2002 04:00:23	Bright	37.500	39	85Eta UMa	1.8540	24000.	75	645	No
41	GOM_NL__2PRFIN20020415_040208_000000322005_00090_00645_0602.N1	15-APR-2002 04:02:08	Bright	31.500	36	50Alp UMa	1.8000	6300.0	63	645	No
42	GOM_NL__2PRFIN20020415_040724_000000352005_00090_00645_0603.N1	15-APR-2002 04:07:24	Bright	34.500	60	7Bet UMi	2.0810	3950.0	69	645	No

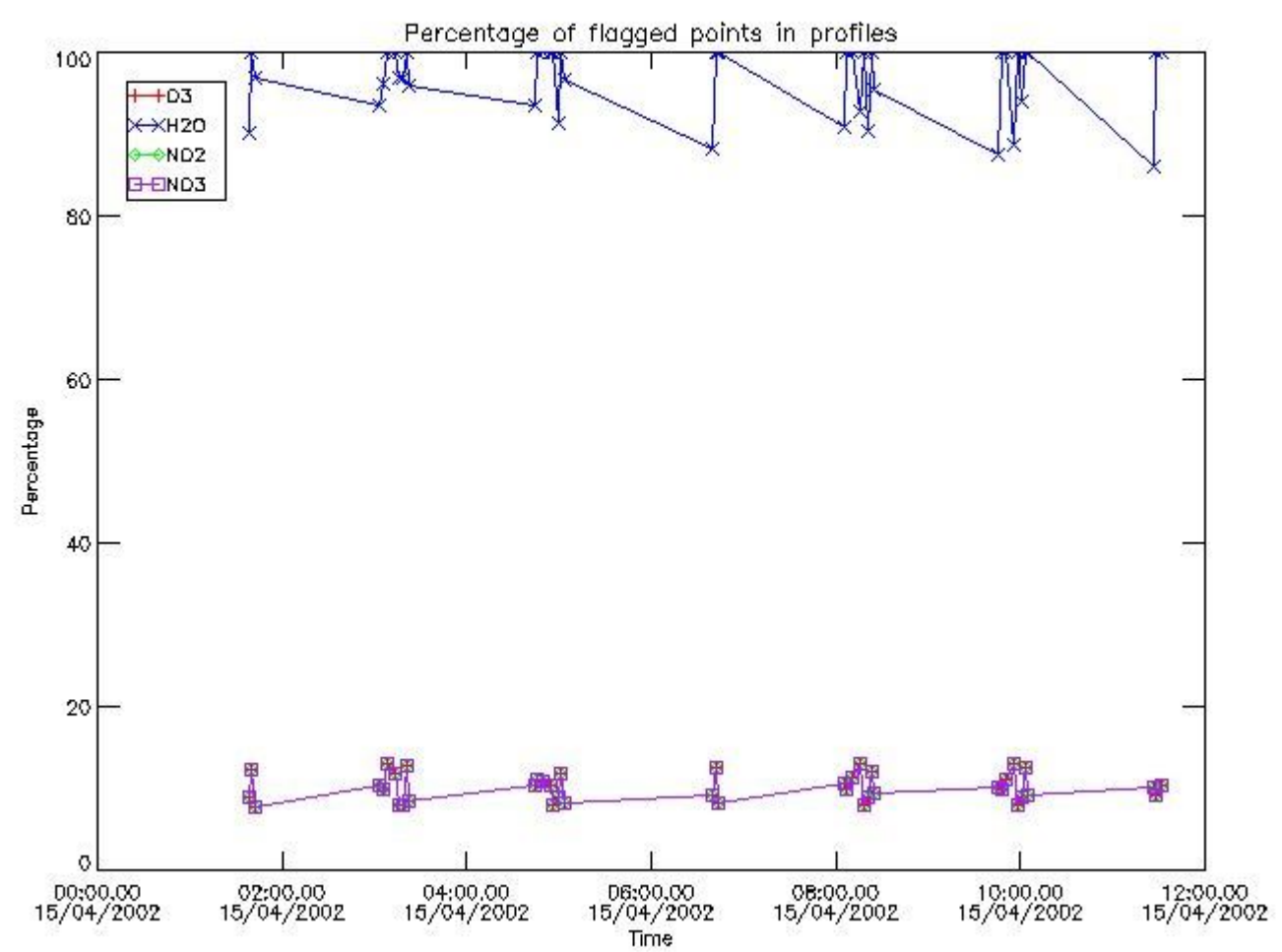
43	GOM_NL__2PRFIN20020415_041011_000000302005_00090_00645_0604.N1	15-APR-2002 04:10:11	Bright	30.000	49	1Alp UMi	1.9900	6300.0	60	645	No
44	GOM_NL__2PRFIN20020415_041736_000000302005_00090_00645_0605.N1	15-APR-2002 04:17:36	Bright	30.000	76	27Gam Cas	2.3000	30000.	60	645	No
45	GOM_NL__2PRFIN20020415_041855_000000312005_00090_00645_0606.N1	15-APR-2002 04:18:55	Bright	31.000	68	18Alp Cas	2.2250	4500.0	62	645	No
46	GOM_NL__2PRFIN20020415_042134_000000452005_00090_00645_0607.N1	15-APR-2002 04:21:34	Bright	45.000	485	32 Cyg	3.9400	4600.0	90	645	No
47	GOM_NL__2PRFIN20020415_042334_000001032005_00090_00645_0608.N1	15-APR-2002 04:23:34	Bright	102.50	5	3Alp Lyr	0.033000	11000.	205	645	No
48	GOM_NL__2PRFIN20020415_042704_000000472005_00090_00645_0609.N1	15-APR-2002 04:27:04	Bright	47.000	92	53Eps Cyg	2.5000	4500.0	94	645	No
49	GOM_NL__2PRFIN20020415_044349_000000402005_00090_00645_0610.N1	15-APR-2002 04:43:49	Dark	39.500	18	24Alp PsA	1.1660	9700.0	79	645	No
50	GOM_NL__2PRFIN20020415_044602_000000512005_00090_00645_0611.N1	15-APR-2002 04:46:02	Dark	51.000	188	9Bet Cap	3.0800	8900.0	102	645	No
51	GOM_NL__2PRFIN20020415_044915_000000382005_00090_00645_0612.N1	15-APR-2002 04:49:15	Dark	38.000	31	Alp Gru	1.7340	15200.	76	645	No
52	GOM_NL__2PRFIN20020415_045411_000000442005_00091_00646_0587.N1	15-APR-2002 04:54:11	Dark	44.000	45	Alp Pav	1.9400	26000.	88	646	No
53	GOM_NL__2PRFIN20020415_045629_000000642005_00091_00646_0588.N1	15-APR-2002 04:56:29	Dark	64.000	57	34Sig Sgr	2.0660	26000.	128	646	No
54	GOM_NL__2PRFIN20020415_045921_000000582005_00091_00646_0589.N1	15-APR-2002 04:59:21	Dark	57.500	38	20Eps Sgr	1.8360	11000.	115	646	No
55	GOM_NL__2PRFIN20020415_050138_000000432005_00091_00646_0590.N1	15-APR-2002 05:01:38	Dark	43.000	147	Alp Ara	2.8770	26000.	86	646	No
56	GOM_NL__2PRFIN20020415_050318_000000622005_00091_00646_0591.N1	15-APR-2002 05:03:18	Dark	61.500	25	35Lam Sco	1.6200	28000.	123	646	No
57	GOM_NL__2PRFIN20020415_050603_000000412005_00091_00646_0592.N1	15-APR-2002 05:06:03	Straylight	41.000	4	Alp1Cen	-0.010000	5800.0	82	646	No
58	GOM_NL__2PRFIN20020415_050734_000000432005_00091_00646_0593.N1	15-APR-2002 05:07:34	Straylight	43.000	12	Alp1Cru	0.77500	30000.	86	646	No
59	GOM_NL__2PRFIN20020415_050913_000000412005_00091_00646_0594.N1	15-APR-2002 05:09:13	Straylight	41.000	78	Alp Lup	2.3040	28000.	82	646	No
60	GOM_NL__2PRFIN20020415_051049_000000392005_00091_00646_0595.N1	15-APR-2002 05:10:49	Straylight	38.500	81	Eta Cen	2.3560	28000.	77	646	No
61	GOM_NL__2PRFIN20020415_051312_000000442005_00091_00646_0596.N1	15-APR-2002 05:13:12	Straylight	44.000	54	5The Cen	2.0550	4500.0	88	646	No
62	GOM_NL__2PRFIN20020415_051513_000000772005_00091_00646_0597.N1	15-APR-2002 05:15:13	Twi_and_stray	76.500	80	7Del Sco	2.3160	30000.	153	646	No
63	GOM_NL__2PRFIN20020415_052923_000000332005_00091_00646_0598.N1	15-APR-2002 05:29:23	Bright	32.500	62	94Bet Leo	2.1360	9700.0	65	646	No
64	GOM_NL__2PRFIN20020415_053303_000000582005_00091_00646_0599.N1	15-APR-2002 05:33:03	Bright	58.000	3	16Alp Boo	-0.050000	4250.0	116	646	No
65	GOM_NL__2PRFIN20020415_053729_000000562005_00091_00646_0600.N1	15-APR-2002 05:37:29	Bright	56.000	83		2.3780	11000.	112	646	No
66	GOM_NL__2PRFIN20020415_054058_000000382005_00091_00646_0601.N1	15-APR-2002 05:40:58	Bright	38.000	39	85Eta UMa	1.8540	24000.	76	646	No
67	GOM_NL__2PRFIN20020415_054244_000000332005_00091_00646_0602.N1	15-APR-2002 05:42:44	Bright	33.000	36	50Alp UMa	1.8000	6300.0	66	646	No
68	GOM_NL__2PRFIN20020415_054800_000000372005_00091_00646_0603.N1	15-APR-2002 05:48:00	Bright	36.500	60	7Bet UMi	2.0810	3950.0	73	646	No
69	GOM_NL__2PRFIN20020415_055047_000000342005_00091_00646_0604.N1	15-APR-2002 05:50:47	Bright	33.500	49	1Alp UMi	1.9900	6300.0	67	646	No
70	GOM_NL__2PRFIN20020415_055812_000000292005_00091_00646_0605.N1	15-APR-2002 05:58:12	Bright	29.000	76	27Gam Cas	2.3000	30000.	58	646	No
71	GOM_NL__2PRFIN20020415_055931_000000302005_00091_00646_0606.N1	15-APR-2002 05:59:31	Bright	29.500	68	18Alp Cas	2.2250	4500.0	59	646	No
72	GOM_NL__2PRFIN20020415_060209_000000442005_00091_00646_0607.N1	15-APR-2002 06:02:09	Bright	44.000	485	32 Cyg	3.9400	4600.0	88	646	No
73	GOM_NL__2PRFIN20020415_060409_000001092005_00091_00646_0608.N1	15-APR-2002 06:04:09	Bright	109.00	5	3Alp Lyr	0.033000	11000.	218	646	No
74	GOM_NL__2PRFIN20020415_060740_000000532005_00091_00646_0609.N1	15-APR-2002 06:07:40	Bright	53.000	92	53Eps Cyg	2.5000	4500.0	106	646	No
75	GOM_NL__2PRFIN20020415_063958_000000562005_00092_00647_0588.N1	15-APR-2002 06:39:58	Dark	56.000	38	20Eps Sgr	1.8360	11000.	112	647	No
76	GOM_NL__2PRFIN20020415_064214_000000412005_00092_00647_0589.N1	15-APR-2002 06:42:14	Dark	40.500	147	Alp Ara	2.8770	26000.	81	647	No
77	GOM_NL__2PRFIN20020415_064356_000000622005_00092_00647_0590.N1	15-APR-2002 06:43:56	Dark	62.000	25	35Lam Sco	1.6200	28000.	124	647	No
78	GOM_NL__2PRFIN20020415_064639_000000502005_00092_00647_0591.N1	15-APR-2002 06:46:39	Straylight	50.000	4	Alp1Cen	-0.010000	5800.0	100	647	No
79	GOM_NL__2PRFIN20020415_064810_000000392005_00092_00647_0592.N1	15-APR-2002 06:48:10	Straylight	38.500	12	Alp1Cru	0.77500	30000.	77	647	No
80	GOM_NL__2PRFIN20020415_064950_000000372005_00092_00647_0593.N1	15-APR-2002 06:49:50	Straylight	37.000	78	Alp Lup	2.3040	28000.	74	647	No
81	GOM_NL__2PRFIN20020415_065126_000000382005_00092_00647_0594.N1	15-APR-2002 06:51:26	Straylight	38.000	81	Eta Cen	2.3560	28000.	76	647	No
82	GOM_NL__2PRFIN20020415_065348_000000432005_00092_00647_0595.N1	15-APR-2002 06:53:48	Straylight	43.000	54	5The Cen	2.0550	4500.0	86	647	No
83	GOM_NL__2PRFIN20020415_065549_000000782005_00092_00647_0596.N1	15-APR-2002 06:55:49	Twi_and_stray	78.000	80	7Del Sco	2.3160	30000.	156	647	No
84	GOM_NL__2PRFIN20020415_070959_000000332005_00092_00647_0597.N1	15-APR-2002 07:09:59	Bright	32.500	62	94Bet Leo	2.1360	9700.0	65	647	No
85	GOM_NL__2PRFIN20020415_071338_000000542005_00092_00647_0598.N1	15-APR-2002 07:13:38	Bright	53.500	3	16Alp Boo	-0.050000	4250.0	107	647	No
86	GOM_NL__2PRFIN20020415_071804_000000522005_00092_00647_0599.N1	15-APR-2002 07:18:04	Bright	52.000	83		2.3780	11000.	104	647	No
87	GOM_NL__2PRFIN20020415_072134_000000362005_00092_00647_0600.N1	15-APR-2002 07:21:34	Bright	36.000	39	85Eta UMa	1.8540	24000.	72	647	No
88	GOM_NL__2PRFIN20020415_072320_000000352005_00092_00647_0601.N1	15-APR-2002 07:23:20	Bright	34.500	36	50Alp UMa	1.8000	6300.0	69	647	No
89	GOM_NL__2PRFIN20020415_072836_000000362005_00092_00647_0602.N1	15-APR-2002 07:28:36	Bright	35.500	60	7Bet UMi	2.0810	3950.0	71	647	No
90	GOM_NL__2PRFIN20020415_073123_000000312005_00092_00647_0603.N1	15-APR-2002 07:31:23	Bright	30.500	49	1Alp UMi	1.9900	6300.0	61	647	No
91	GOM_NL__2PRFIN20020415_073848_000000312005_00092_00647_0604.N1	15-APR-2002 07:38:48	Bright	31.000	76	27Gam Cas	2.3000	30000.	62	647	No
92	GOM_NL__2PRFIN20020415_074007_000000312005_00092_00647_0605.N1	15-APR-2002 07:40:07	Bright	30.500	68	18Alp Cas	2.2250	4500.0	61	647	No
93	GOM_NL__2PRFIN20020415_074245_000000462005_00092_00647_0606.N1	15-APR-2002 07:42:45	Bright	45.500	485	32 Cyg	3.9400	4600.0	91	647	No
94	GOM_NL__2PRFIN20020415_074444_000001082005_00092_00647_0607.N1	15-APR-2002 07:44:44	Bright	107.50	5	3Alp Lyr	0.033000	11000.	215	647	No
95	GOM_NL__2PRFIN20020415_074816_000000522005_00092_00647_0608.N1	15-APR-2002 07:48:16	Bright	52.000	92	53Eps Cyg	2.5000	4500.0	104	647	No
96	GOM_NL__2PRFIN20020415_080501_000000392005_00092_00647_0609.N1	15-APR-2002 08:05:01	Dark	38.500	18	24Alp PsA	1.1660	9700.0	77	647	No
97	GOM_NL__2PRFIN20020415_080717_000000522005_00092_00647_0610.N1	15-APR-2002 08:07:17	Dark	52.000	188	9Bet Cap	3.0800	8900.0	104	647	No
98	GOM_NL__2PRFIN20020415_081028_000000362005_00092_00647_0611.N1	15-APR-2002 08:10:28	Dark	36.000	31	Alp Gru	1.7340	15200.	72	647	No
99	GOM_NL__2PRFIN20020415_081523_000000352005_00093_00648_0588.N1	15-APR-2002 08:15:23	Dark	35.000	45	Alp Pav	1.9400	26000.	70	648	No
100	GOM_NL__2PRFIN20020415_081745_000000642005_00093_00648_0589.N1	15-APR-2002 08:17:45	Dark	64.000	57	34Sig Sgr	2.0660	26000.	128	648	No
101	GOM_NL__2PRFIN20020415_082036_000000572005_00093_00648_0590.N1	15-APR-2002 08:20:36	Dark	57.000	38	20Eps Sgr	1.8360	11000.	114	648	No

102	GOM_NL__2PRFIN20020415_082251_000000422005_00093_00648_0591.N1	15-APR-2002 08:22:51	Dark	42.000	147	Alp Ara	2.8770	26000.	84	648	No
103	GOM_NL__2PRFIN20020415_082433_000000542005_00093_00648_0592.N1	15-APR-2002 08:24:33	Dark	54.000	25	35Lam Sco	1.6200	28000.	108	648	No
104	GOM_NL__2PRFIN20020415_082716_000000412005_00093_00648_0593.N1	15-APR-2002 08:27:16	Straylight	40.500	4	Alp1Cen	-0.010000	5800.0	81	648	No
105	GOM_NL__2PRFIN20020415_082846_000000362005_00093_00648_0594.N1	15-APR-2002 08:28:46	Straylight	36.000	12	Alp1Cru	0.77500	30000.	72	648	No
106	GOM_NL__2PRFIN20020415_083026_000000382005_00093_00648_0595.N1	15-APR-2002 08:30:26	Straylight	38.000	78	Alp Lup	2.3040	28000.	76	648	No
107	GOM_NL__2PRFIN20020415_083202_000000412005_00093_00648_0596.N1	15-APR-2002 08:32:02	Straylight	41.000	81	Eta Cen	2.3560	28000.	82	648	No
108	GOM_NL__2PRFIN20020415_083425_000000442005_00093_00648_0597.N1	15-APR-2002 08:34:25	Straylight	43.500	54	5The Cen	2.0550	4500.0	87	648	No
109	GOM_NL__2PRFIN20020415_083626_000000742005_00093_00648_0598.N1	15-APR-2002 08:36:26	Twl_and_stray	73.500	80	7Del Sco	2.3160	30000.	147	648	No
110	GOM_NL__2PRFIN20020415_085035_000000322005_00093_00648_0599.N1	15-APR-2002 08:50:35	Bright	32.000	62	94Bet Leo	2.1360	9700.0	64	648	No
111	GOM_NL__2PRFIN20020415_085413_000000542005_00093_00648_0600.N1	15-APR-2002 08:54:13	Bright	53.500	3	16Alp Boo	-0.050000	4250.0	107	648	No
112	GOM_NL__2PRFIN20020415_085839_000000572005_00093_00648_0601.N1	15-APR-2002 08:58:39	Bright	56.500	83		2.3780	11000.	113	648	No
113	GOM_NL__2PRFIN20020415_090209_000000382005_00093_00648_0602.N1	15-APR-2002 09:02:09	Bright	38.000	39	85Eta UMa	1.8540	24000.	76	648	No
114	GOM_NL__2PRFIN20020415_090356_000000322005_00093_00648_0603.N1	15-APR-2002 09:03:56	Bright	32.000	36	50Alp UMa	1.8000	6300.0	64	648	No
115	GOM_NL__2PRFIN20020415_090911_000000322005_00093_00648_0604.N1	15-APR-2002 09:09:11	Bright	32.000	60	7Bet UMi	2.0810	3950.0	64	648	No
116	GOM_NL__2PRFIN20020415_091159_000000292005_00093_00648_0605.N1	15-APR-2002 09:11:59	Bright	29.000	49	1Alp UMi	1.9900	6300.0	58	648	No
117	GOM_NL__2PRFIN20020415_091924_000000332005_00093_00648_0606.N1	15-APR-2002 09:19:24	Bright	32.500	76	27Gam Cas	2.3000	30000.	65	648	No
118	GOM_NL__2PRFIN20020415_092043_000000342005_00093_00648_0607.N1	15-APR-2002 09:20:43	Bright	33.500	68	18Alp Cas	2.2250	4500.0	67	648	No
119	GOM_NL__2PRFIN20020415_092321_000000422005_00093_00648_0608.N1	15-APR-2002 09:23:21	Bright	42.000	485	32 Cyg	3.9400	4600.0	84	648	No
120	GOM_NL__2PRFIN20020415_092520_000001082005_00093_00648_0609.N1	15-APR-2002 09:25:20	Bright	108.00	5	3Alp Lyr	0.033000	11000.	216	648	No
121	GOM_NL__2PRFIN20020415_092852_000000512005_00093_00648_0610.N1	15-APR-2002 09:28:52	Bright	50.500	92	53Eps Cyg	2.5000	4500.0	101	648	No
122	GOM_NL__2PRFIN20020415_094537_000000412005_00093_00648_0611.N1	15-APR-2002 09:45:37	Dark	40.500	18	24Alp PsA	1.1660	9700.0	81	648	No
123	GOM_NL__2PRFIN20020415_094754_000000522005_00093_00648_0612.N1	15-APR-2002 09:47:54	Dark	51.500	188	9Bet Cap	3.0800	8900.0	103	648	No
124	GOM_NL__2PRFIN20020415_095104_000000372005_00093_00648_0613.N1	15-APR-2002 09:51:04	Dark	36.500	31	Alp Gru	1.7340	15200.	73	648	No
125	GOM_NL__2PRFIN20020415_095600_000000362005_00094_00649_0588.N1	15-APR-2002 09:56:00	Dark	35.500	45	Alp Pav	1.9400	26000.	71	649	No
126	GOM_NL__2PRFIN20020415_095823_000000652005_00094_00649_0589.N1	15-APR-2002 09:58:23	Dark	65.000	57	34Sig Sgr	2.0660	26000.	130	649	No
127	GOM_NL__2PRFIN20020415_100113_000000582005_00094_00649_0590.N1	15-APR-2002 10:01:13	Dark	57.500	38	20Eps Sgr	1.8360	11000.	115	649	No
128	GOM_NL__2PRFIN20020415_100328_000000412005_00094_00649_0591.N1	15-APR-2002 10:03:28	Dark	41.000	147	Alp Ara	2.8770	26000.	82	649	No
129	GOM_NL__2PRFIN20020415_100510_000000562005_00094_00649_0592.N1	15-APR-2002 10:05:10	Dark	56.000	25	35Lam Sco	1.6200	28000.	112	649	No
130	GOM_NL__2PRFIN20020415_100752_000000502005_00094_00649_0593.N1	15-APR-2002 10:07:52	Straylight	49.500	4	Alp1Cen	-0.010000	5800.0	99	649	No
131	GOM_NL__2PRFIN20020415_100922_000000402005_00094_00649_0594.N1	15-APR-2002 10:09:22	Straylight	40.000	12	Alp1Cru	0.77500	30000.	80	649	No
132	GOM_NL__2PRFIN20020415_101102_000000392005_00094_00649_0595.N1	15-APR-2002 10:11:02	Straylight	39.000	78	Alp Lup	2.3040	28000.	78	649	No
133	GOM_NL__2PRFIN20020415_101238_000000402005_00094_00649_0596.N1	15-APR-2002 10:12:38	Straylight	39.500	81	Eta Cen	2.3560	28000.	79	649	No
134	GOM_NL__2PRFIN20020415_101501_000000432005_00094_00649_0597.N1	15-APR-2002 10:15:01	Straylight	43.000	54	5The Cen	2.0550	4500.0	86	649	No
135	GOM_NL__2PRFIN20020415_101702_000000792005_00094_00649_0598.N1	15-APR-2002 10:17:02	Twl_and_stray	79.000	80	7Del Sco	2.3160	30000.	158	649	No
136	GOM_NL__2PRFIN20020415_103111_000000332005_00094_00649_0599.N1	15-APR-2002 10:31:11	Bright	33.000	62	94Bet Leo	2.1360	9700.0	66	649	No
137	GOM_NL__2PRFIN20020415_103448_000000562005_00094_00649_0600.N1	15-APR-2002 10:34:48	Bright	55.500	3	16Alp Boo	-0.050000	4250.0	111	649	No
138	GOM_NL__2PRFIN20020415_103914_000000562005_00094_00649_0601.N1	15-APR-2002 10:39:14	Bright	56.000	83		2.3780	11000.	112	649	No
139	GOM_NL__2PRFIN20020415_104244_000000382005_00094_00649_0602.N1	15-APR-2002 10:42:44	Bright	38.000	39	85Eta UMa	1.8540	24000.	76	649	No
140	GOM_NL__2PRFIN20020415_104432_000000342005_00094_00649_0603.N1	15-APR-2002 10:44:32	Bright	33.500	36	50Alp UMa	1.8000	6300.0	67	649	No
141	GOM_NL__2PRFIN20020415_104947_000000362005_00094_00649_0604.N1	15-APR-2002 10:49:47	Bright	36.000	60	7Bet UMi	2.0810	3950.0	72	649	No
142	GOM_NL__2PRFIN20020415_105234_000000302005_00094_00649_0605.N1	15-APR-2002 10:52:34	Bright	30.000	49	1Alp UMi	1.9900	6300.0	60	649	No
143	GOM_NL__2PRFIN20020415_110000_000000322005_00094_00649_0606.N1	15-APR-2002 11:00:00	Bright	31.500	76	27Gam Cas	2.3000	30000.	63	649	No
144	GOM_NL__2PRFIN20020415_110119_000000332005_00094_00649_0607.N1	15-APR-2002 11:01:19	Bright	32.500	68	18Alp Cas	2.2250	4500.0	65	649	No
145	GOM_NL__2PRFIN20020415_110356_000000472005_00094_00649_0608.N1	15-APR-2002 11:03:56	Bright	46.500	485	32 Cyg	3.9400	4600.0	93	649	No
146	GOM_NL__2PRFIN20020415_110555_000001072005_00094_00649_0609.N1	15-APR-2002 11:05:55	Bright	106.50	5	3Alp Lyr	0.033000	11000.	213	649	No
147	GOM_NL__2PRFIN20020415_110928_000000522005_00094_00649_0610.N1	15-APR-2002 11:09:28	Bright	51.500	92	53Eps Cyg	2.5000	4500.0	103	649	No
148	GOM_NL__2PRFIN20020415_112614_000000402005_00094_00649_0611.N1	15-APR-2002 11:26:14	Dark	40.000	18	24Alp PsA	1.1660	9700.0	80	649	No
149	GOM_NL__2PRFIN20020415_112831_000000562005_00094_00649_0612.N1	15-APR-2002 11:28:31	Dark	55.500	188	9Bet Cap	3.0800	8900.0	111	649	No
150	GOM_NL__2PRFIN20020415_113140_000000392005_00094_00649_0613.N1	15-APR-2002 11:31:40	Dark	39.000	31	Alp Gru	1.7340	15200.	78	649	No

3. Quality information per product

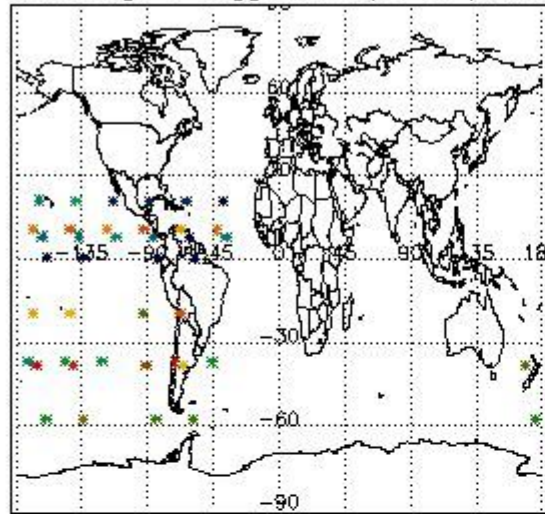
In this section it is plotted some information contained in the Quality Summary data set of the level 2 products. Only products in dark limb conditions and without errors (error flag in the MPH set to "0") are used.

3.1 Plot quality information per product (time dependant)

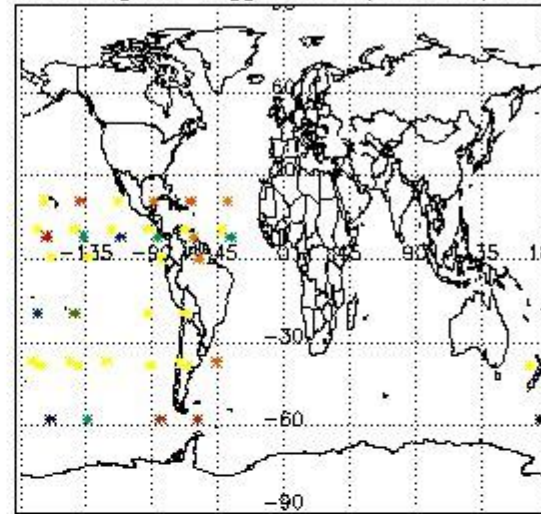


3.2 Plot quality information per product (world map)

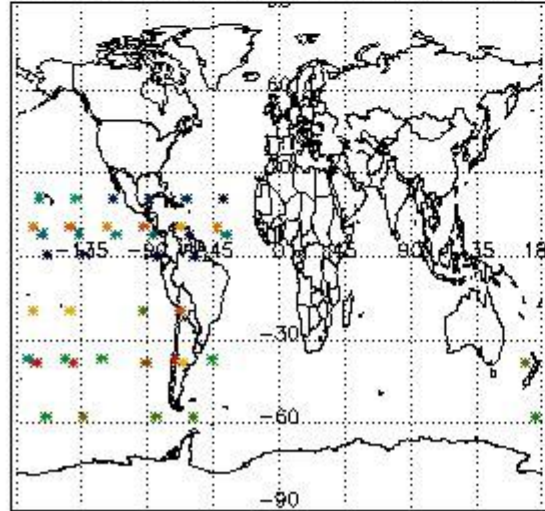
Percentage of flagged data per O3 profile



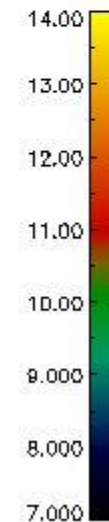
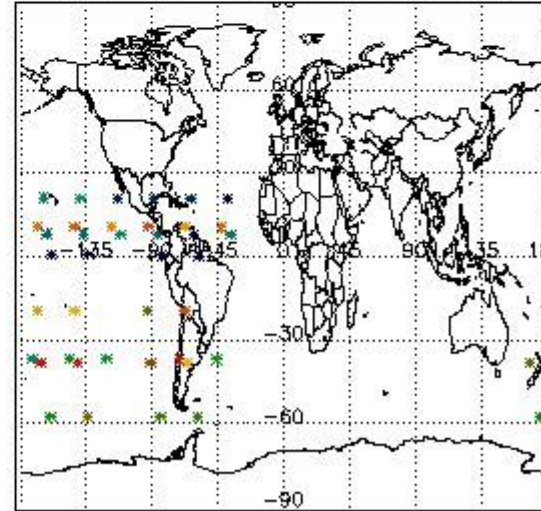
Percentage of flagged data per H2O profile



Percentage of flagged data per NO2 profile



Percentage of flagged data per NO3 profile

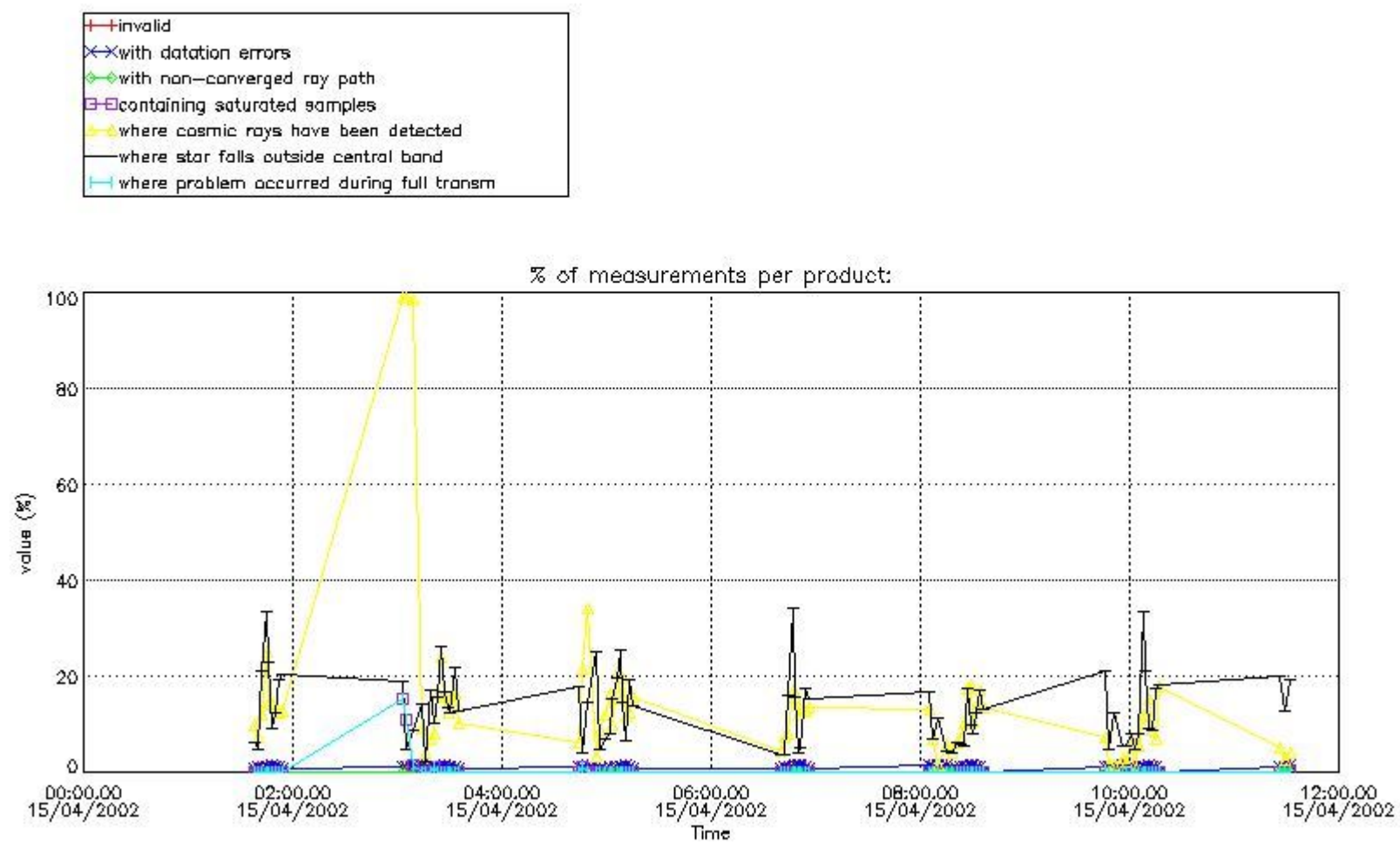


4. Level 1 quality information per product

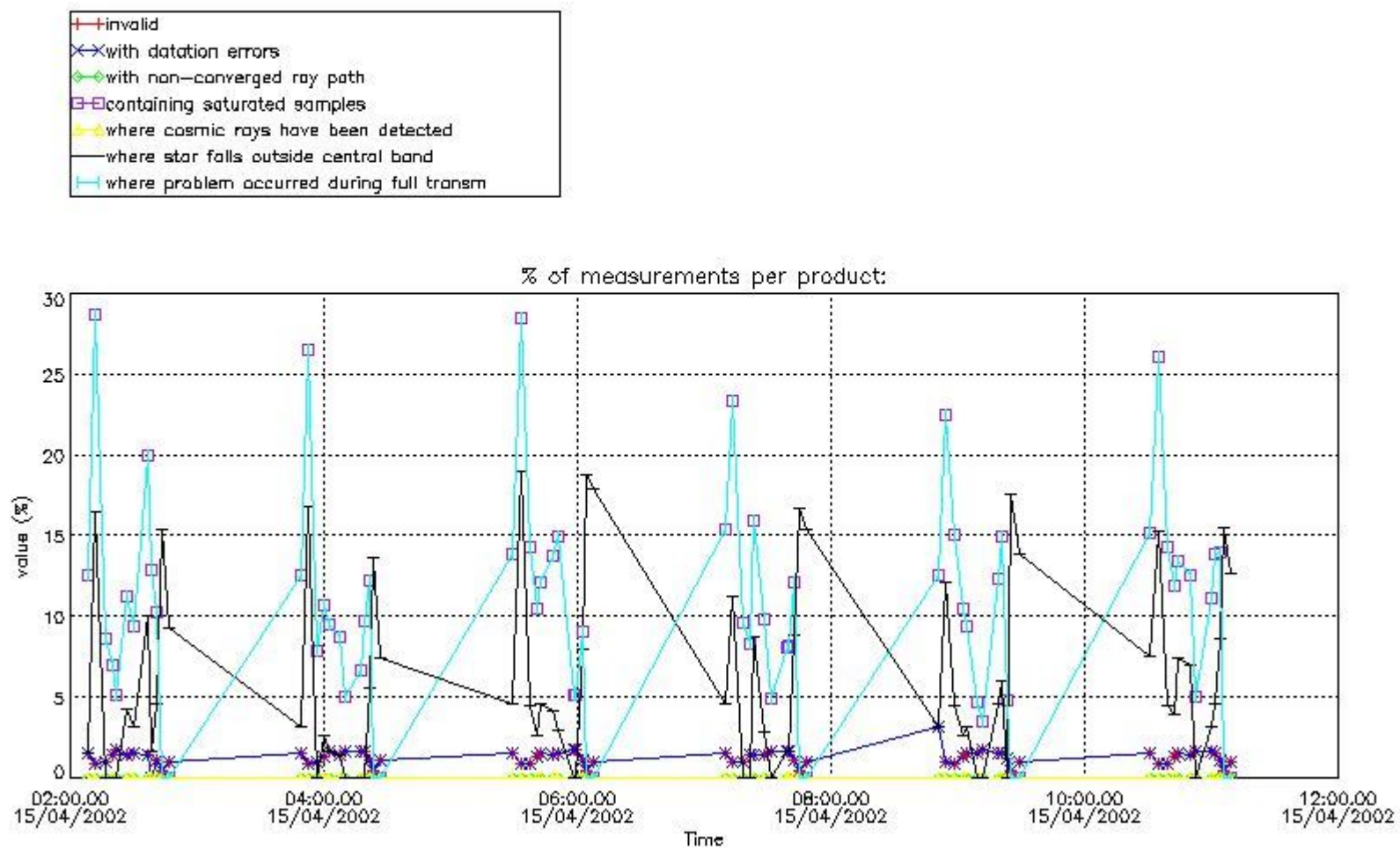
In this section it is plotted some information contained in the Quality Summary data set of the level 2 products that comes from the level 1b processing. Products without errors (error flag in the MPH set to "0") are used.

4.1 Plot quality information per product (time dependant) coming from level 1b processing

4.1.1 Plot level 1 quality information per product (time dependant): ENVISAT ASCENDING passes



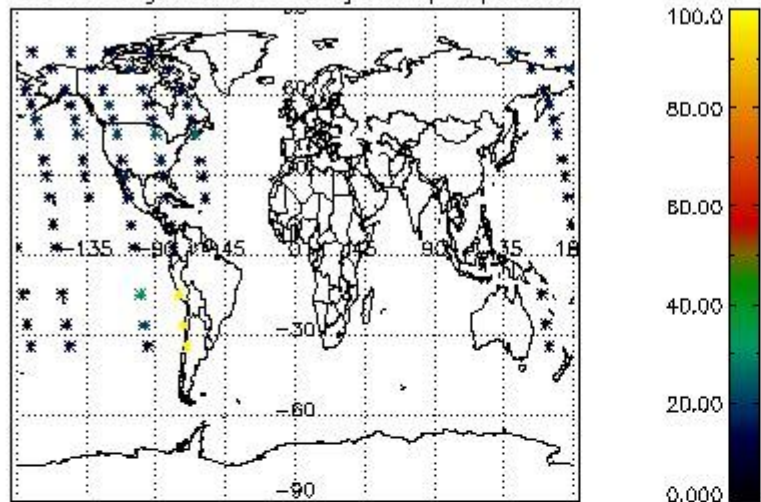
4.1.2 Plot level 1 quality information per product (time dependant): ENVI SAT DESCENDING passes



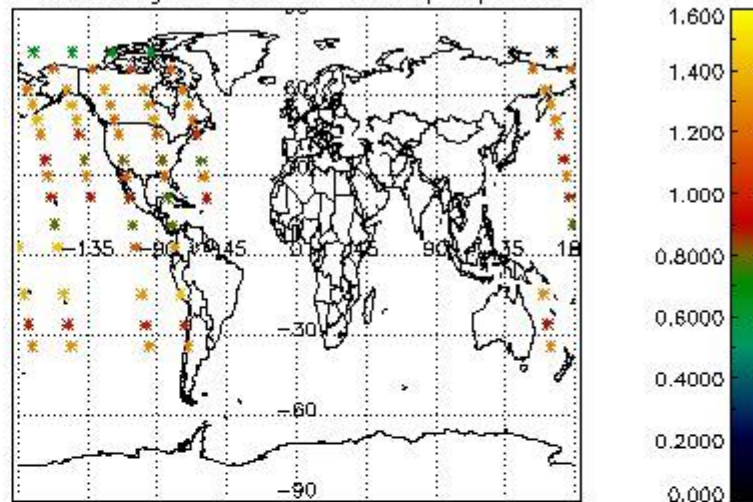
4.2 Plot quality information per product coming from level 1b processing (world map)

4.2.1 Plot level 1 quality information per product (world map): ENVISAT ASCENDING passes

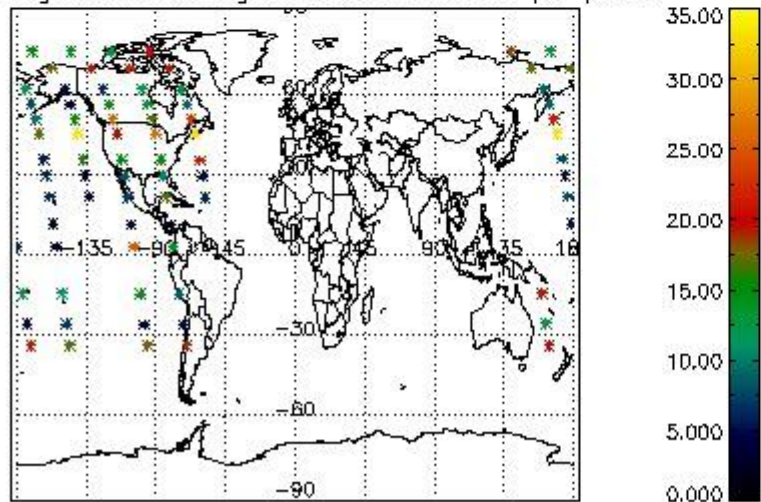
Percentage of cosmic ray hits per profile



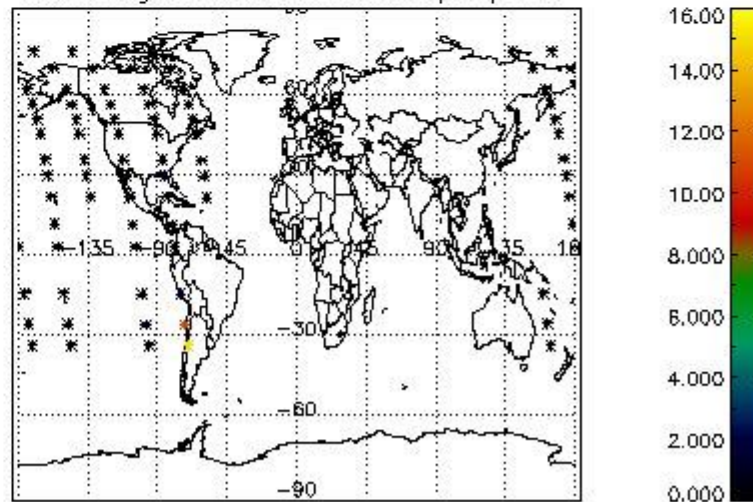
Percentage of datation errors per profile



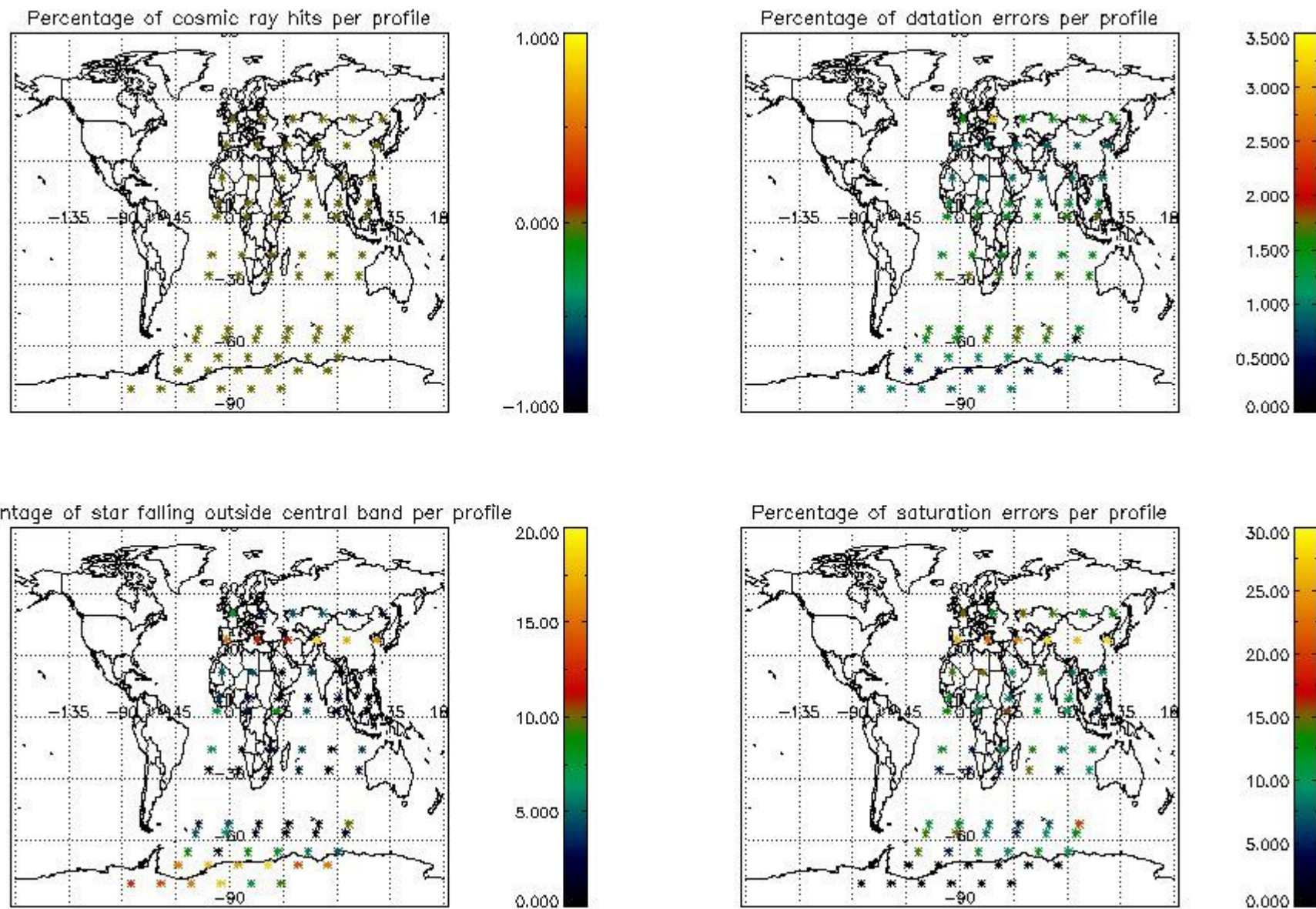
Percentage of star falling outside central band per profile



Percentage of saturation errors per profile



4.2.2 Plot level 1 quality information per product (world map): ENVISAT DESCENDING passes



5. Trace gas profiles

5.1 Ozone statistics based on quality of products

The final quality of the products can be "measured" using the STD (Standard Deviation) attached to every point profile. This information is written to the parameter GOM_NL__2P/NL_LOCAL_SPECIES_DENSITY/o3_std of the level 2 products. The table below shows the statistics for given STD ranges.

The statistics are given with respect to the overall valid production:

- Products without fatal errors: GOM_NL__2P/MPH/PRODUCT_ERR=0
- Valid point profile: GOM_NL__2P/NL_LOCAL_SPECIES_DENSITY/pcd(0)=0

The 'Criteria' is applied to valid points of dark limb products:

- Products in dark limb illumination condition: GOM_NL__2P/NL_SUMMARY_QUALITY/obs_ill_cond=0
- Products without fatal errors: GOM_NL__2P/MPH/PRODUCT_ERR=0
- Valid point profile: GOM_NL__2P/NL_LOCAL_SPECIES_DENSITY/pcd(0)=0

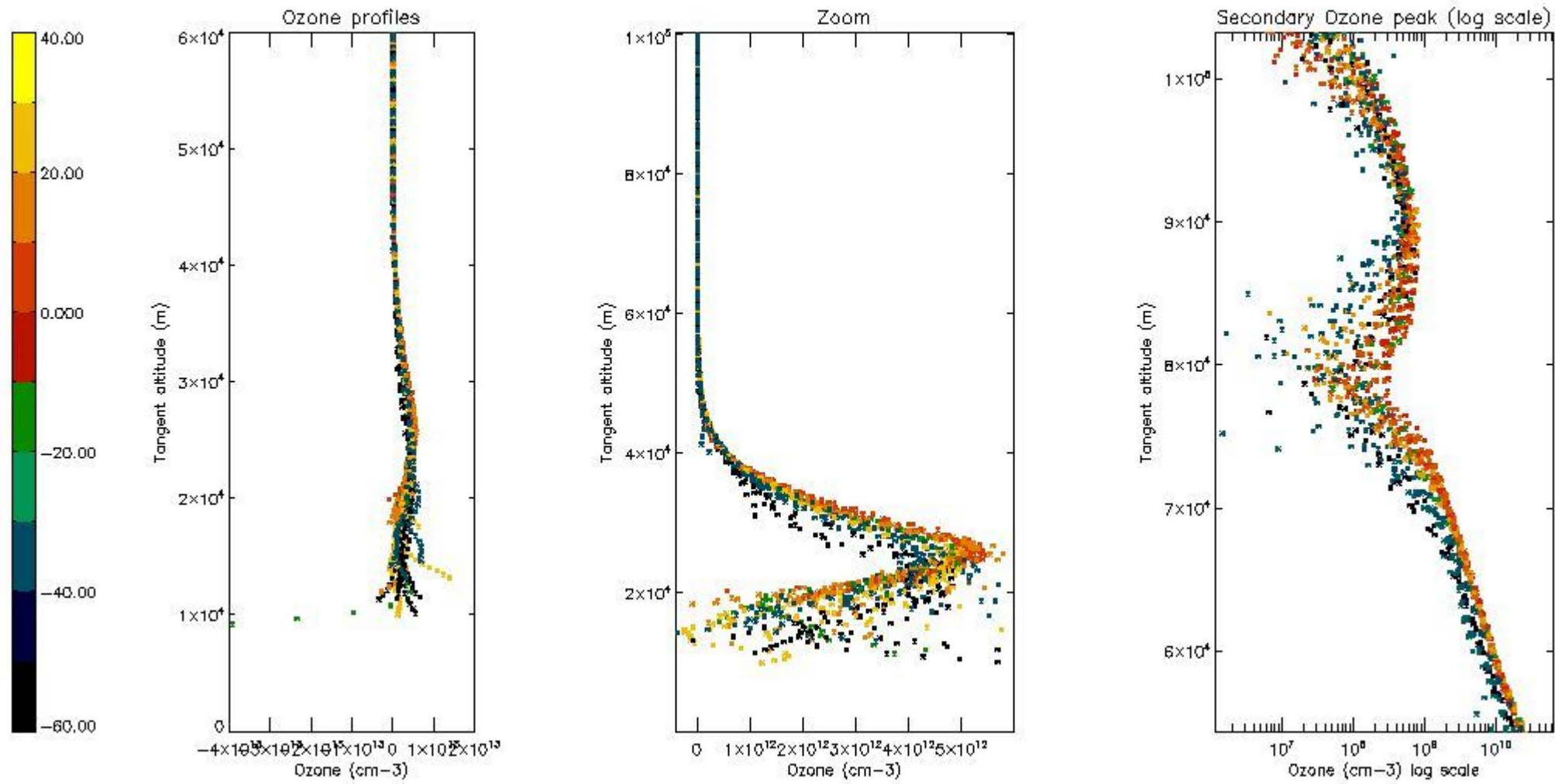
So, the table below shows the percentage of dark limb and valid observations for each criteria with respect to the overall valid daily observations.

Criteria	% of total production
All STD	29
STD < 20	23

STD < 10	21
STD < 5	16

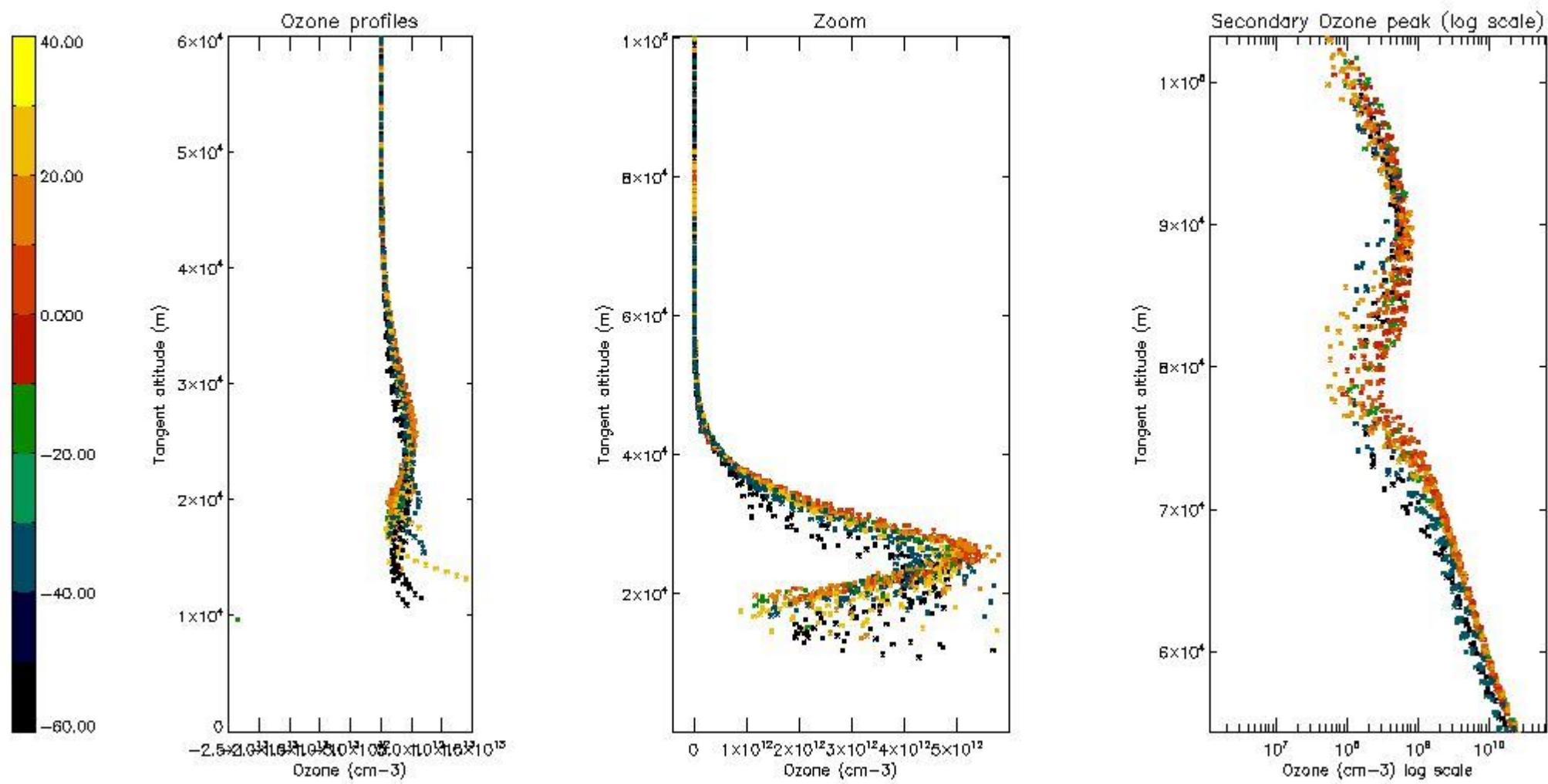
5.2 Plot ozone profiles for all STD (dark without errors)

The colorbar represents the latitude.



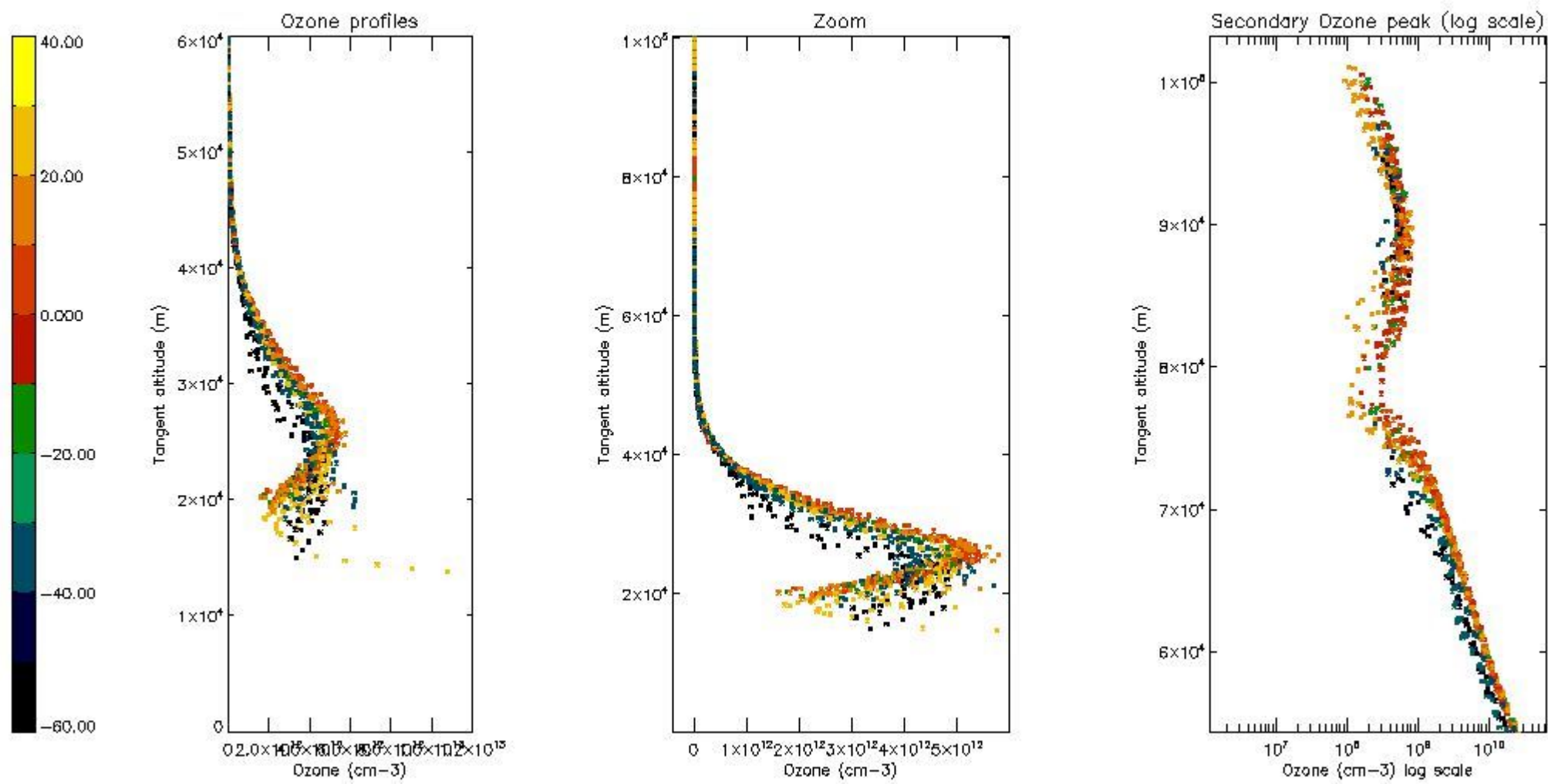
5.3 Plot ozone profiles where STD < 20% (dark without errors)

The colorbar represents the latitude.



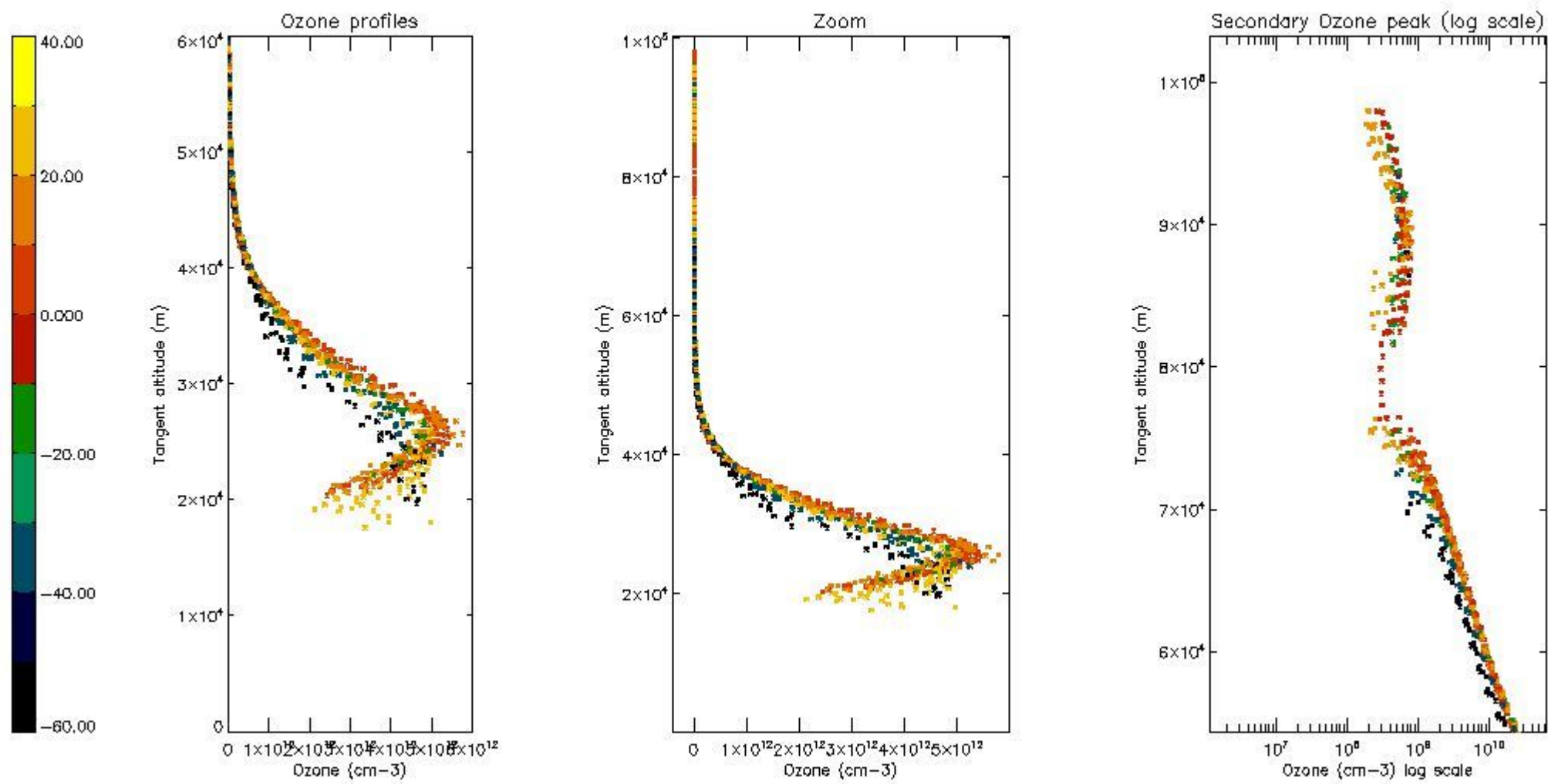
5.4 Plot ozone profiles where STD < 10% (dark without errors)

The colorbar represents the latitude.



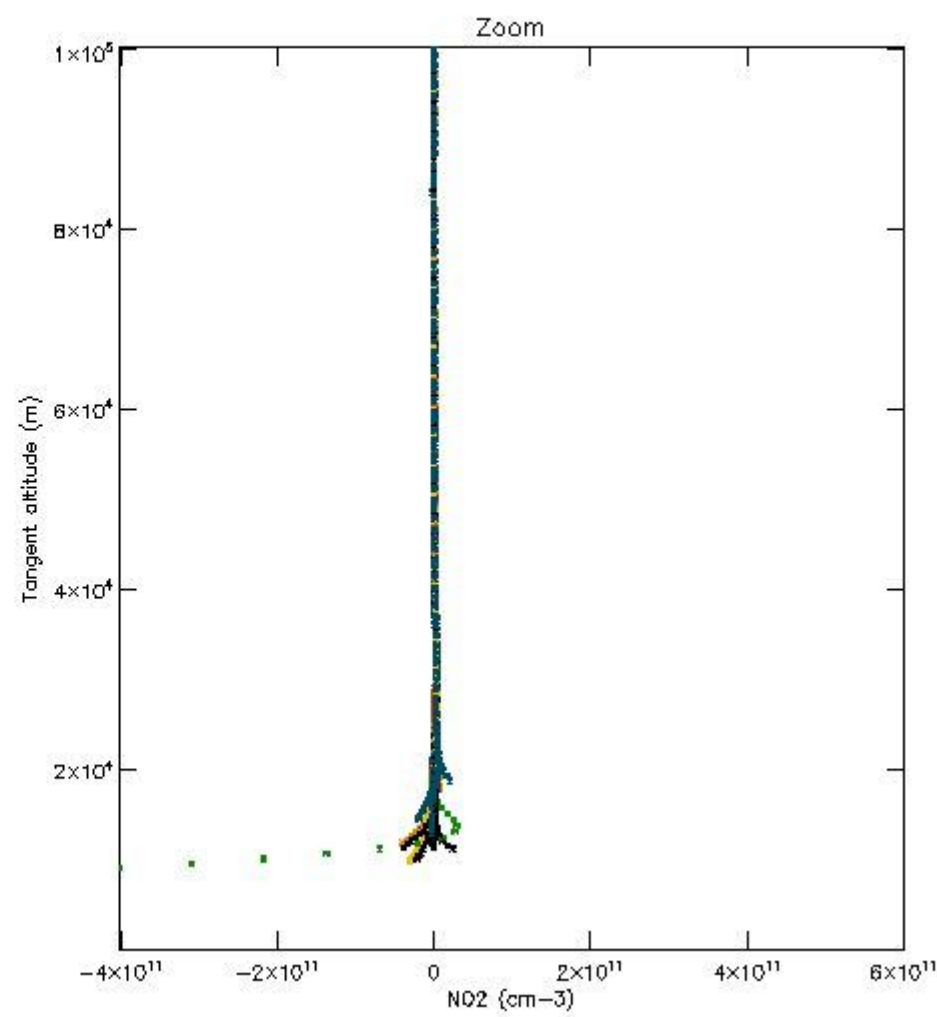
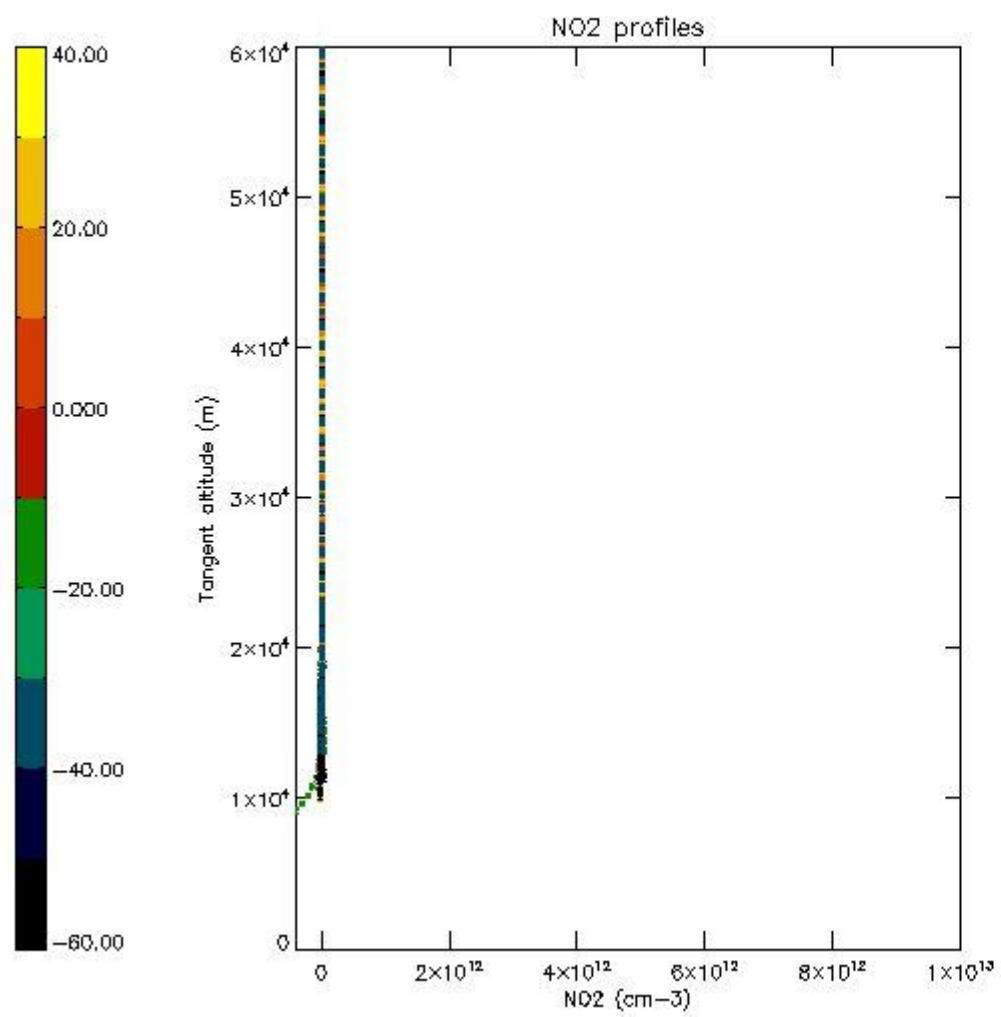
5.5 Plot ozone profiles where STD < 5% (dark without errors)

The colorbar represents the latitude.



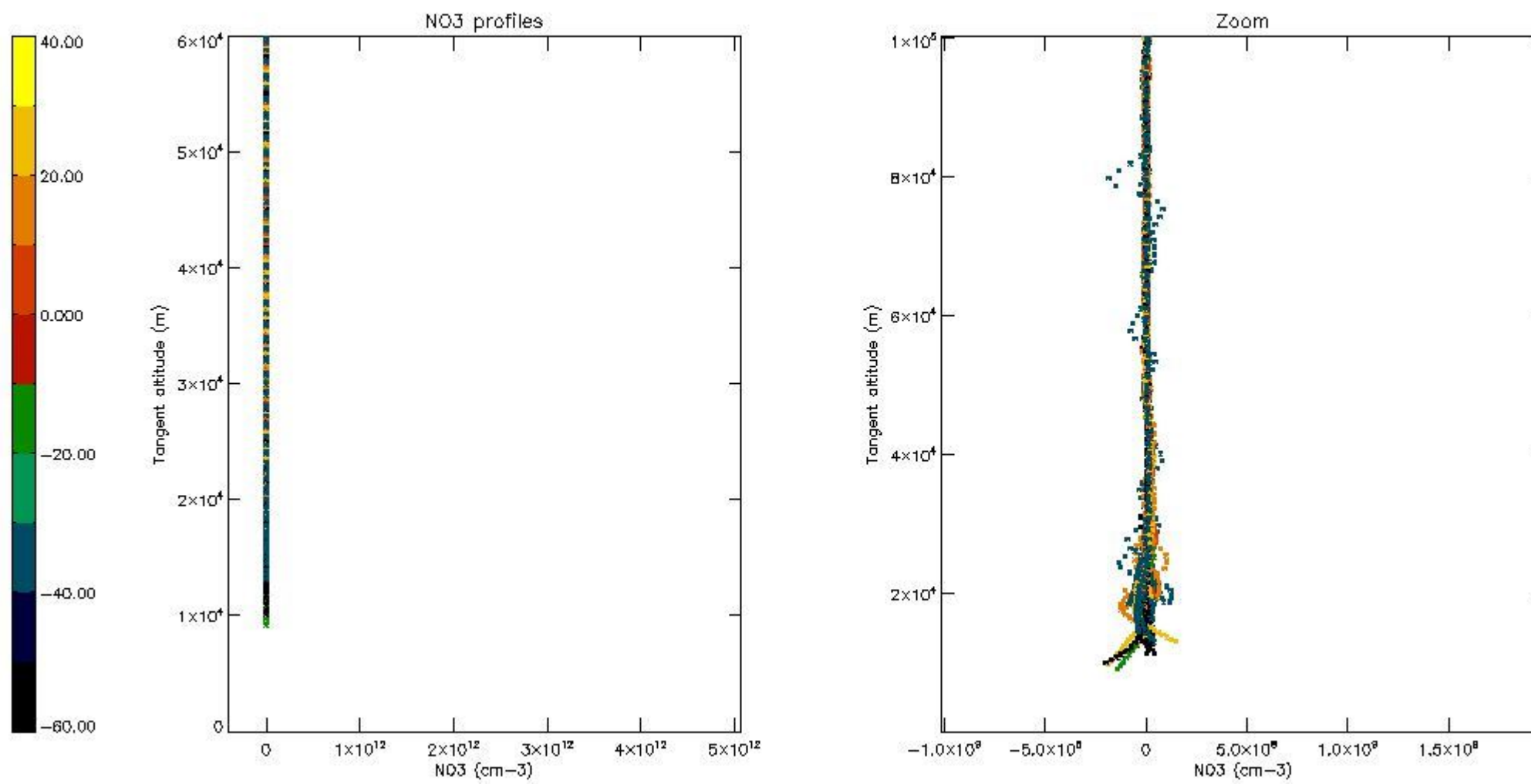
5.6 Plot NO₂ profiles for all STD (dark without errors)

The colorbar represents the latitude.



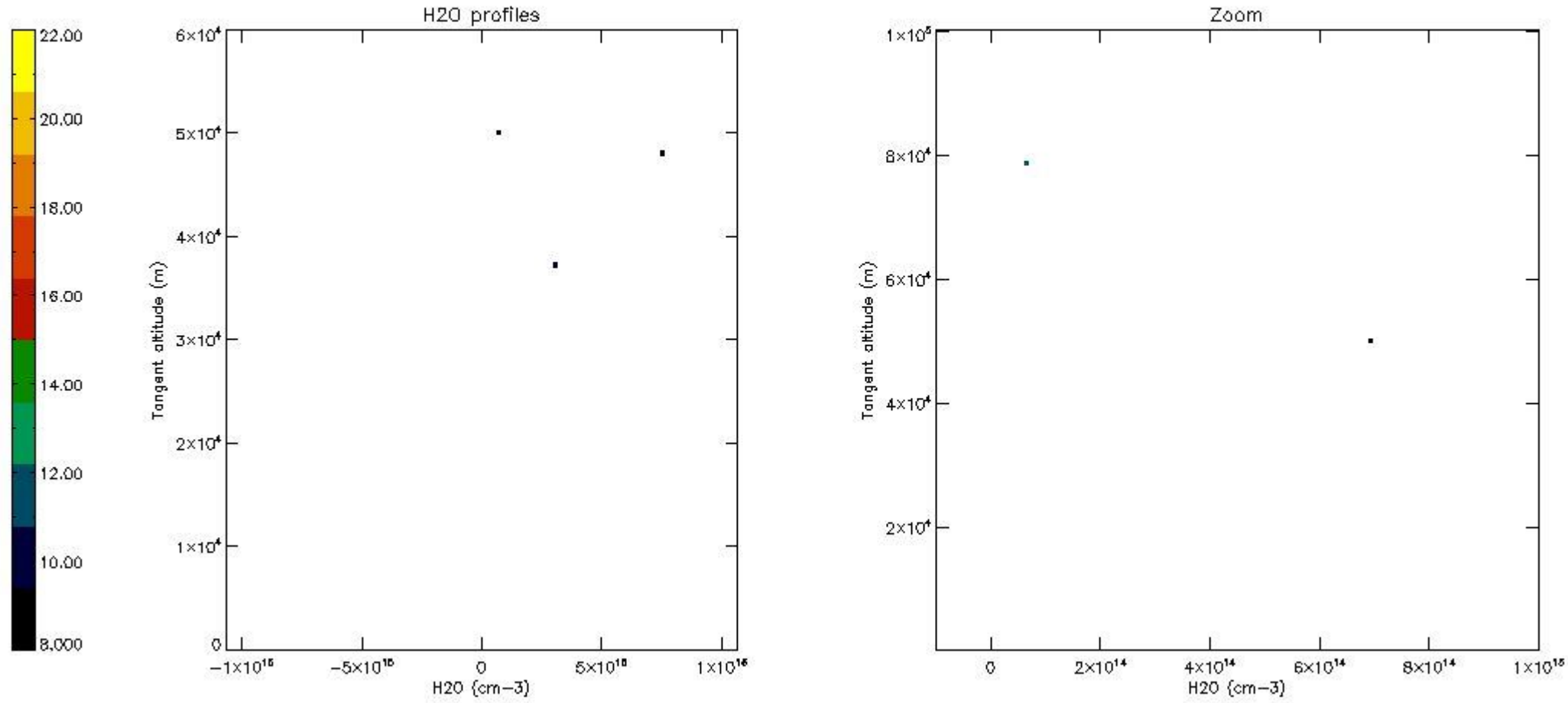
5.7 Plot NO3 profiles for all STD (dark without errors)

The colorbar represents the latitude.



5.8 Plot H2O profiles for all STD (only for occultations of stars 1,2,3,4,13,14,16,26,63 dark without errors)

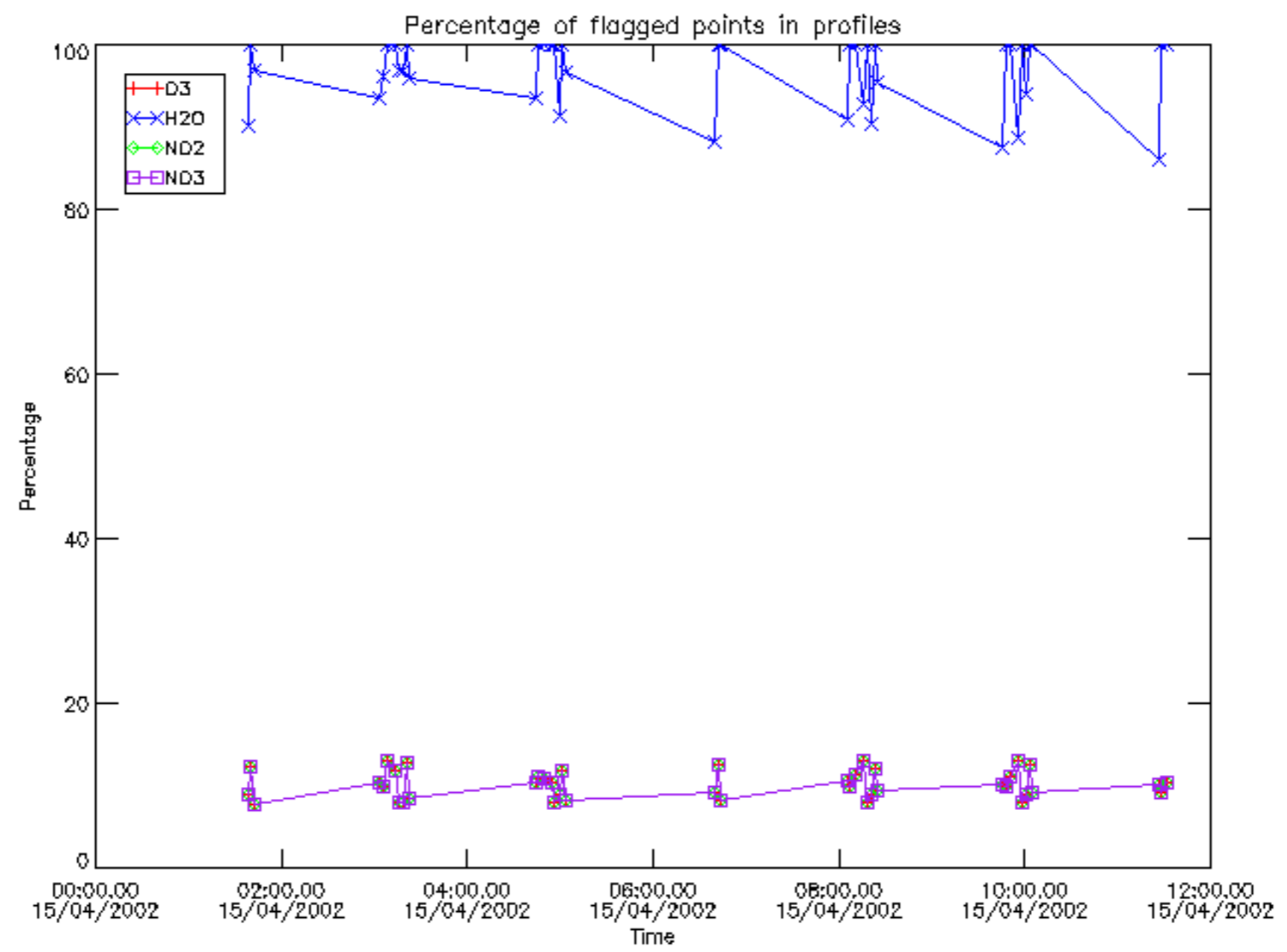
The colorbar represents the latitude.



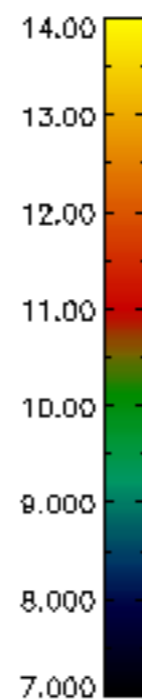
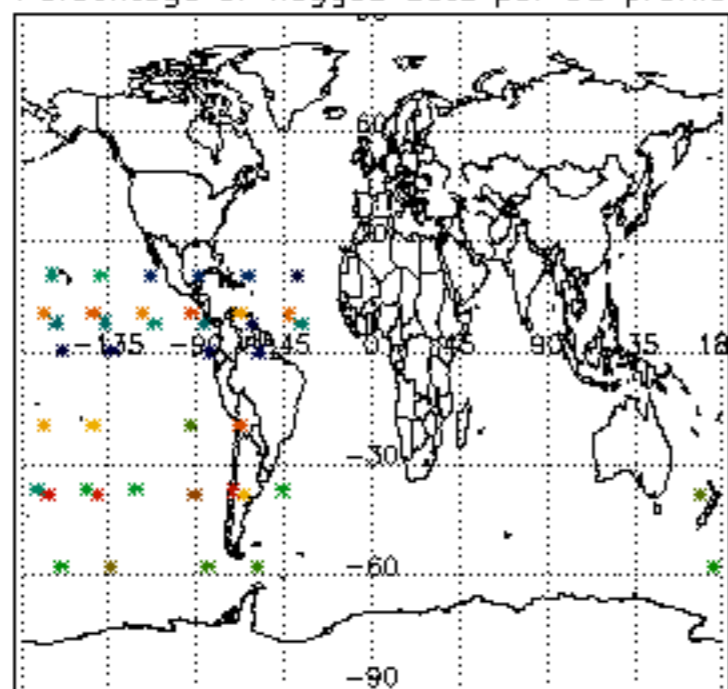
6. Auxiliary Data Files used for the production reported in section 2

The number reported in the third column indicates since which file (see list in section 2) the corresponding auxiliary file has been used. The fourth column is the date of those product files.

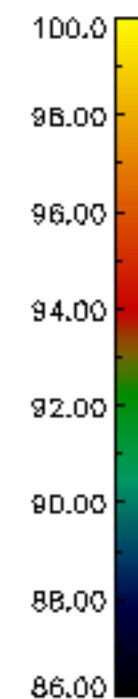
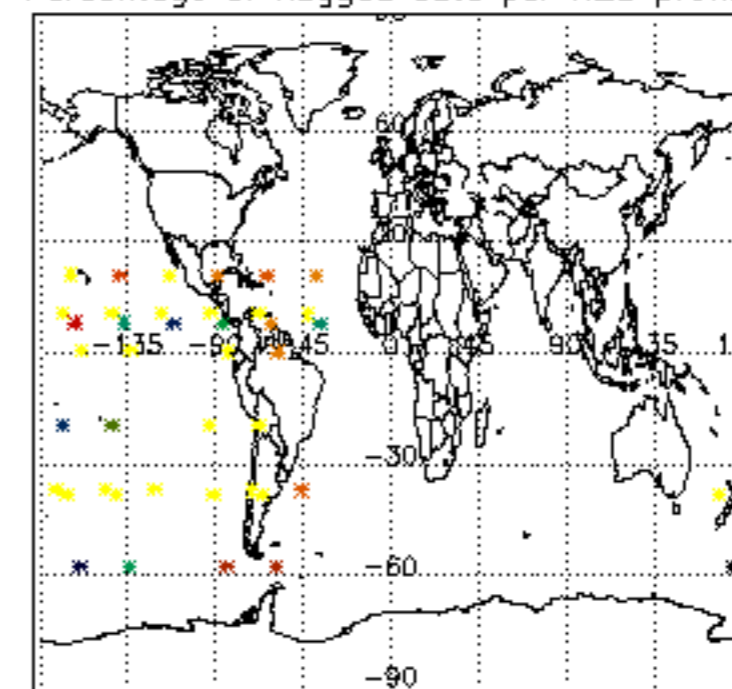
Type	Auxiliary Filename	Used since product	Used since product date
INST_PHYS_CHARACTERISTICS	GOM_INS_AXNIEC20050627_150440_20020301_000000_20100101_000000	1	15-APR-2002 01:35:13
LEVEL-2_PROC_CONFIG	GOM_PR2_AXVIEC20091111_152718_20020301_000000_20500101_000000	1	15-APR-2002 01:35:13
CROSS_SECTIONS_FILE	GOM_CRS_AXVIEC20091111_154832_20020301_000000_20500101_000000	1	15-APR-2002 01:35:13



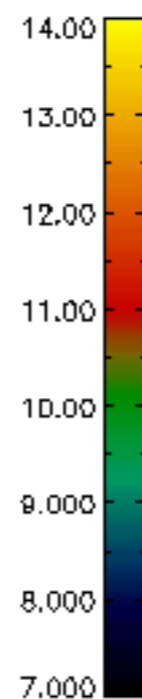
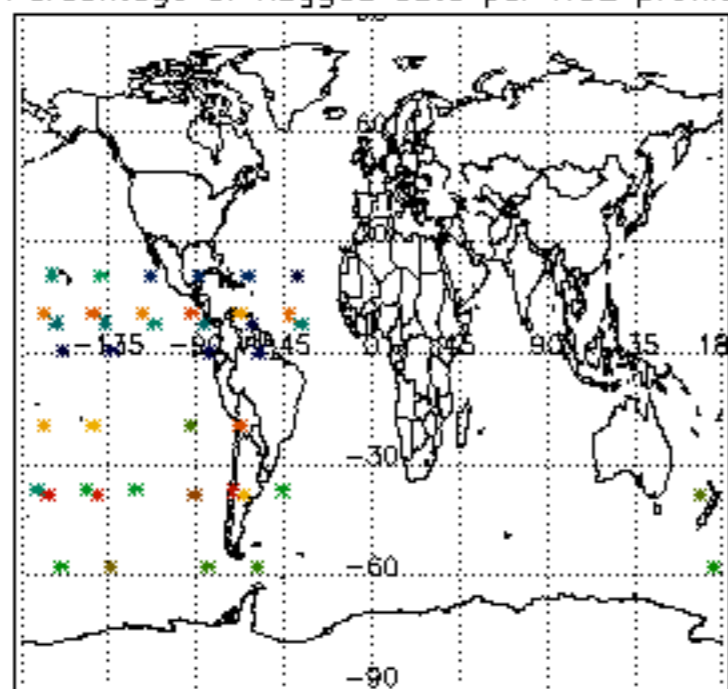
Percentage of flagged data per D3 profile



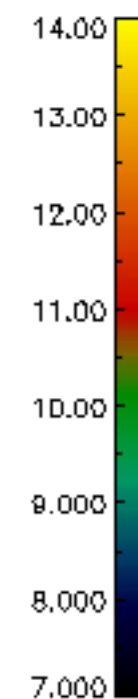
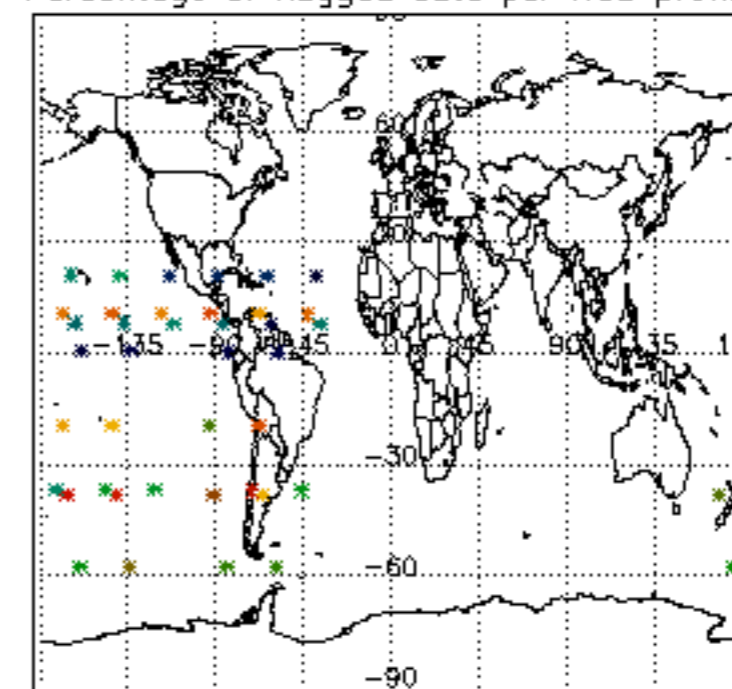
Percentage of flagged data per H2O profile

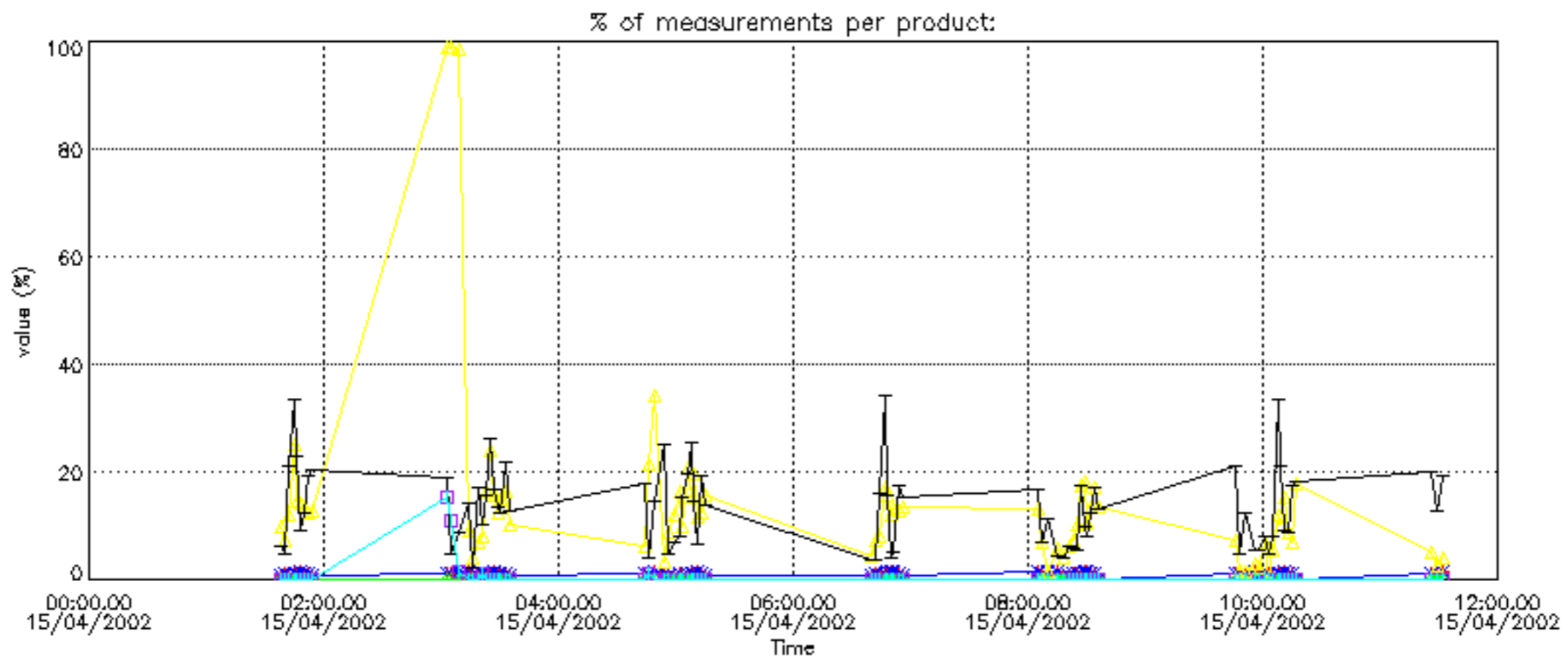


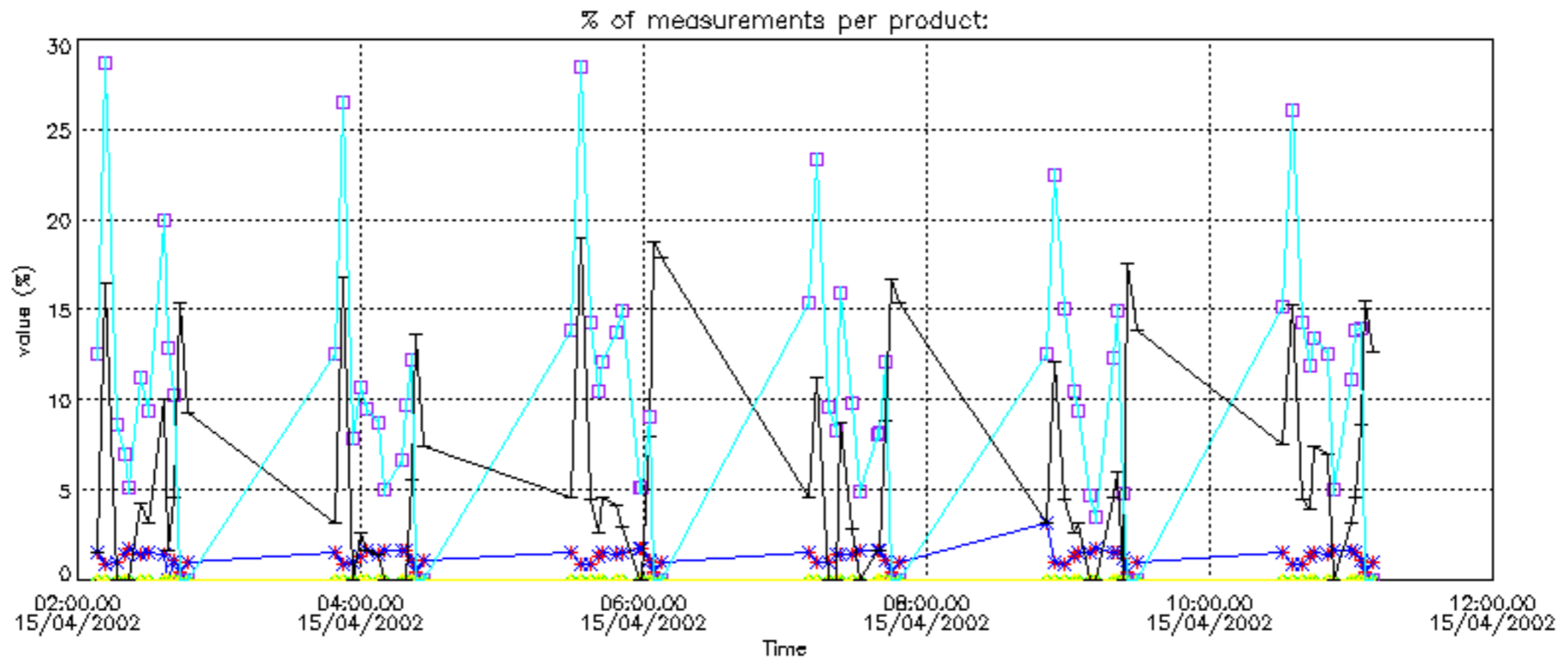
Percentage of flagged data per NO2 profile



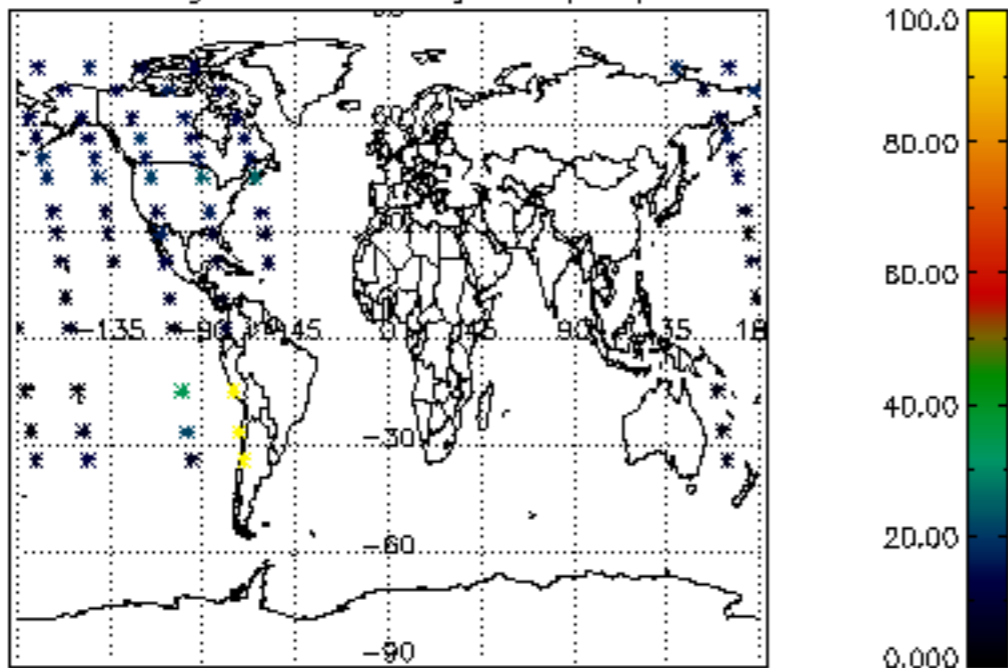
Percentage of flagged data per NO3 profile



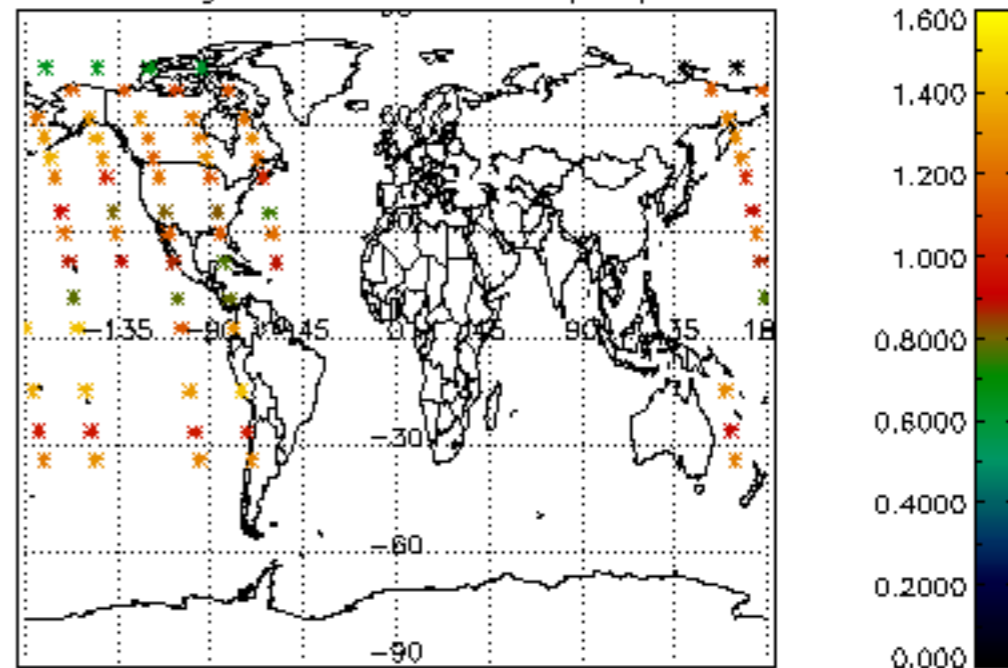




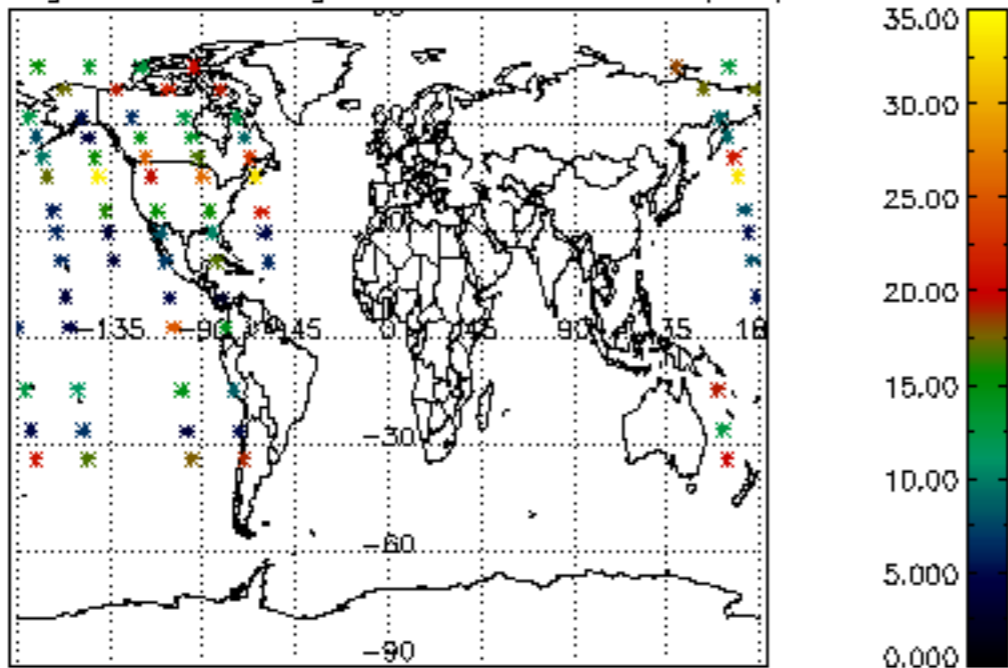
Percentage of cosmic ray hits per profile



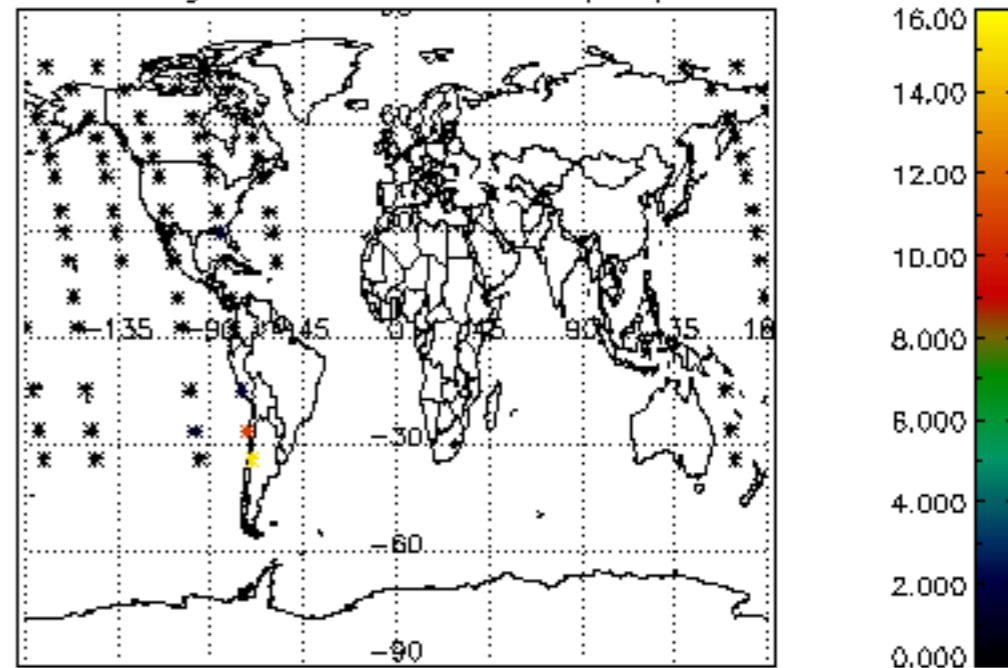
Percentage of datation errors per profile



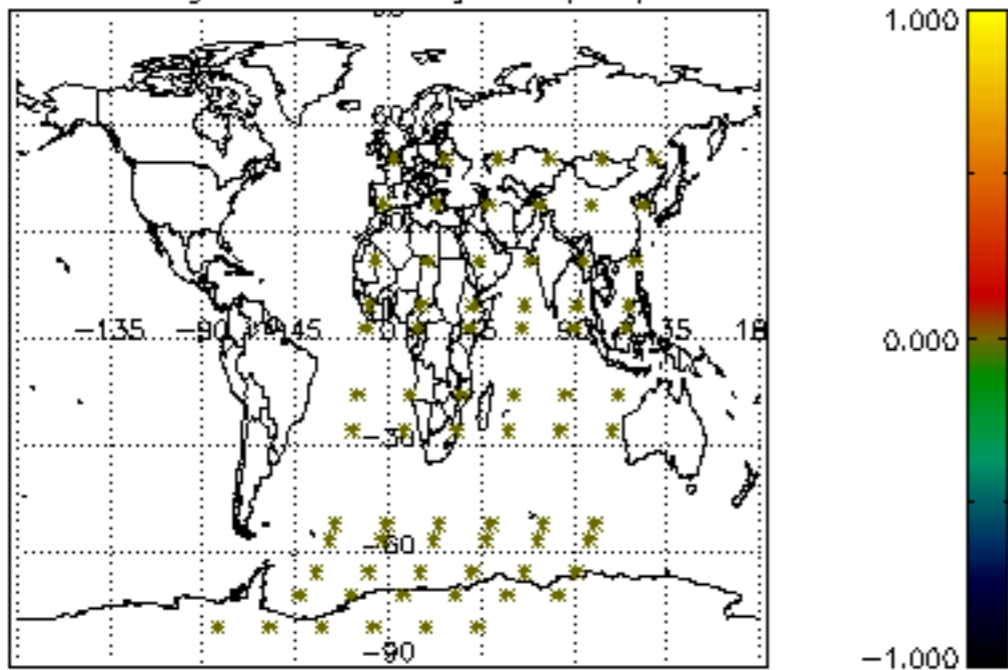
Percentage of star falling outside central band per profile



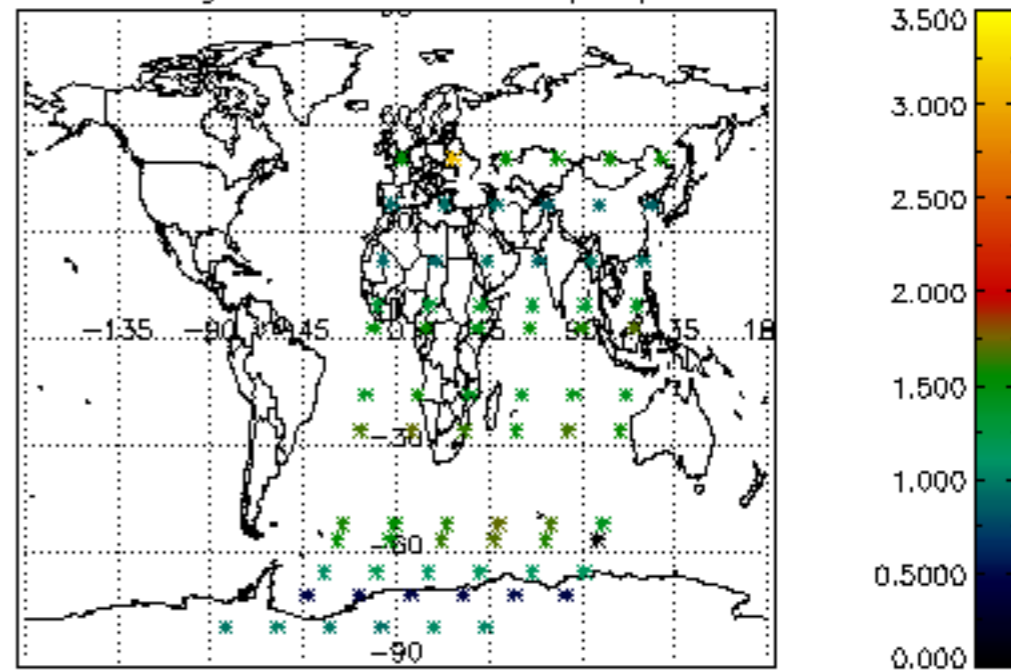
Percentage of saturation errors per profile



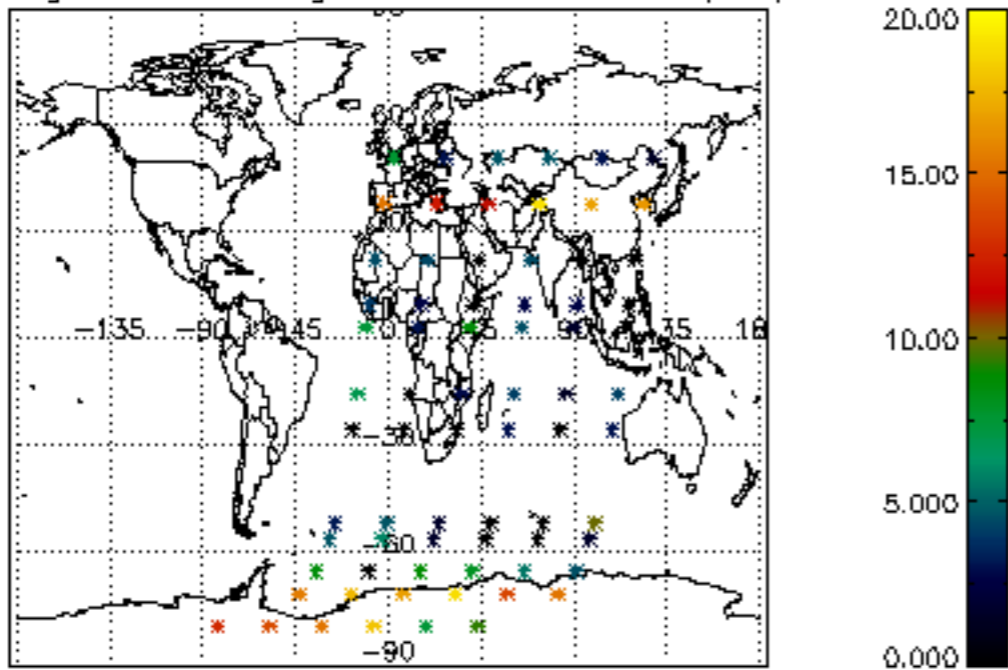
Percentage of cosmic ray hits per profile



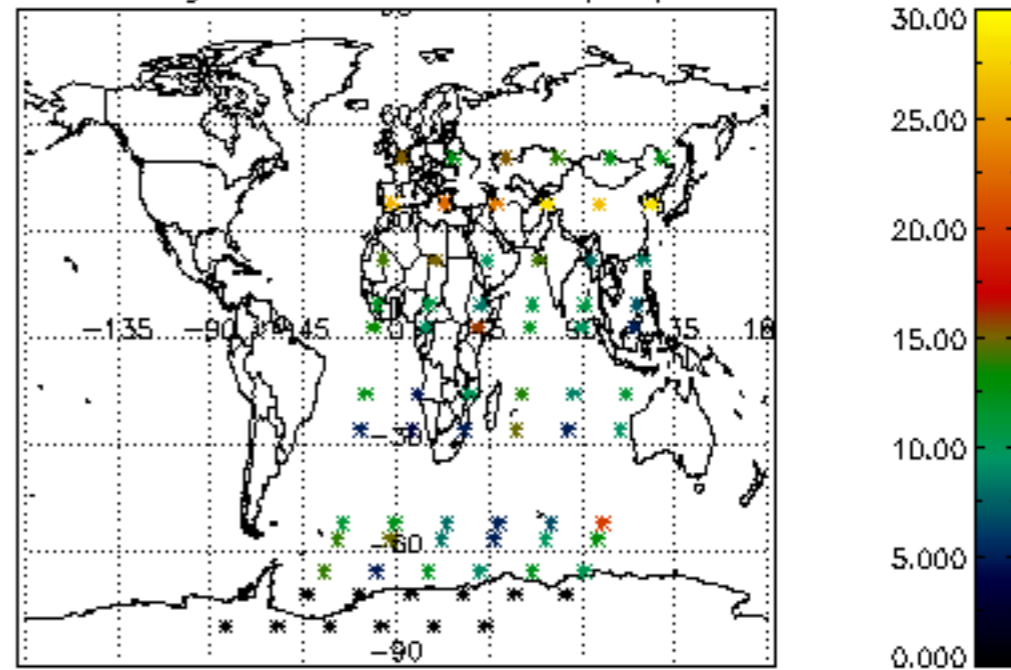
Percentage of datation errors per profile

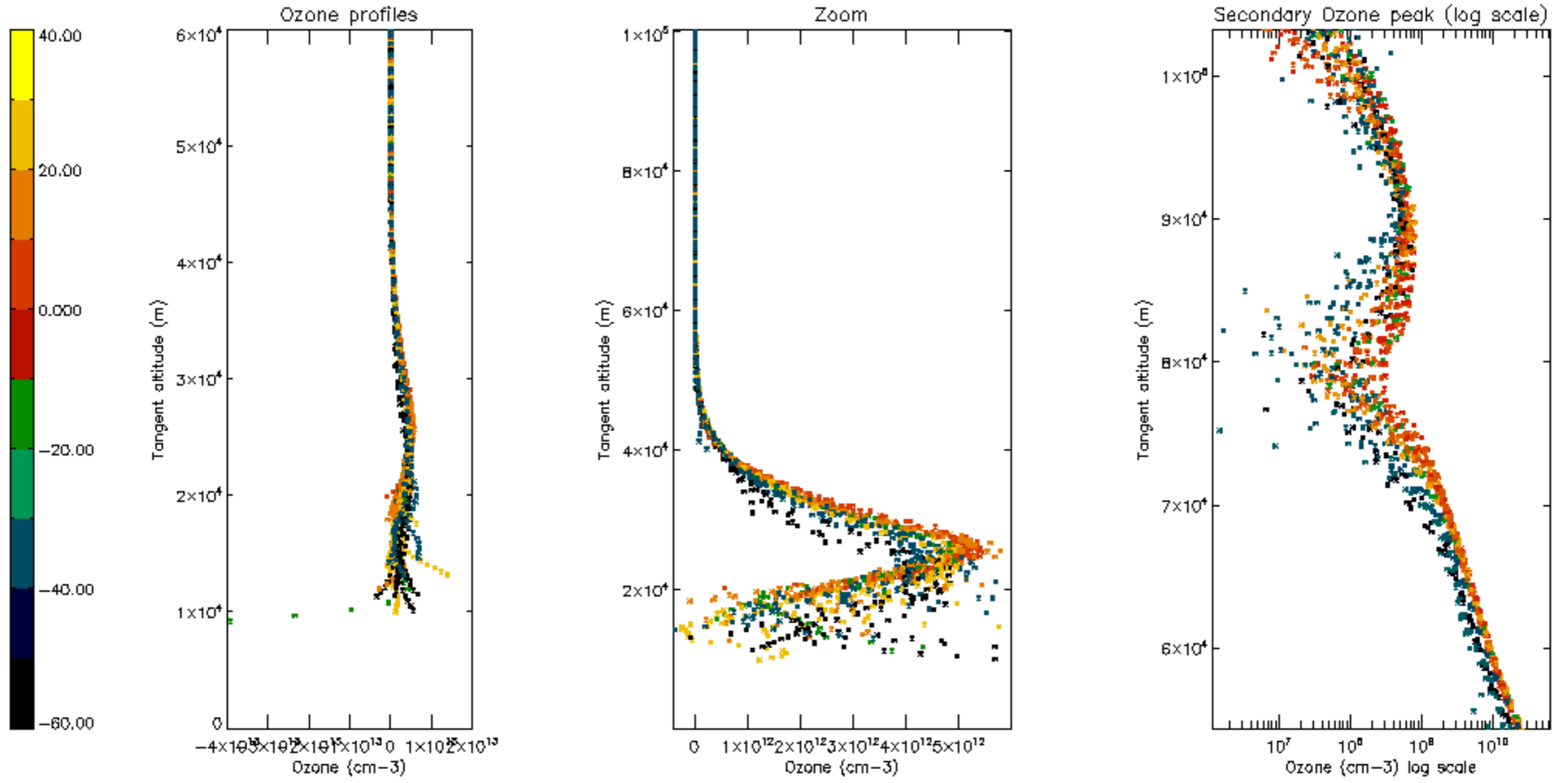


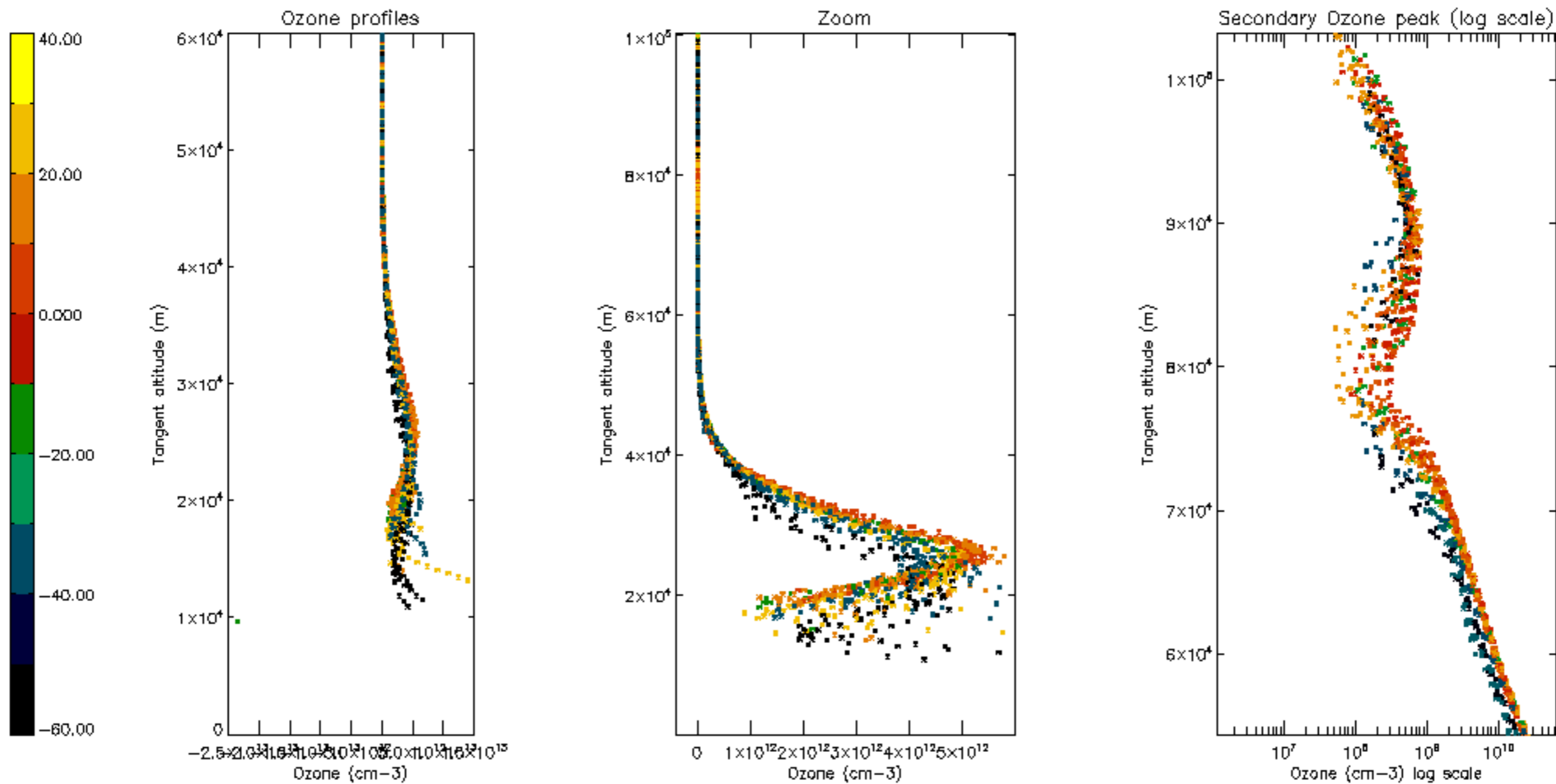
Percentage of star falling outside central band per profile

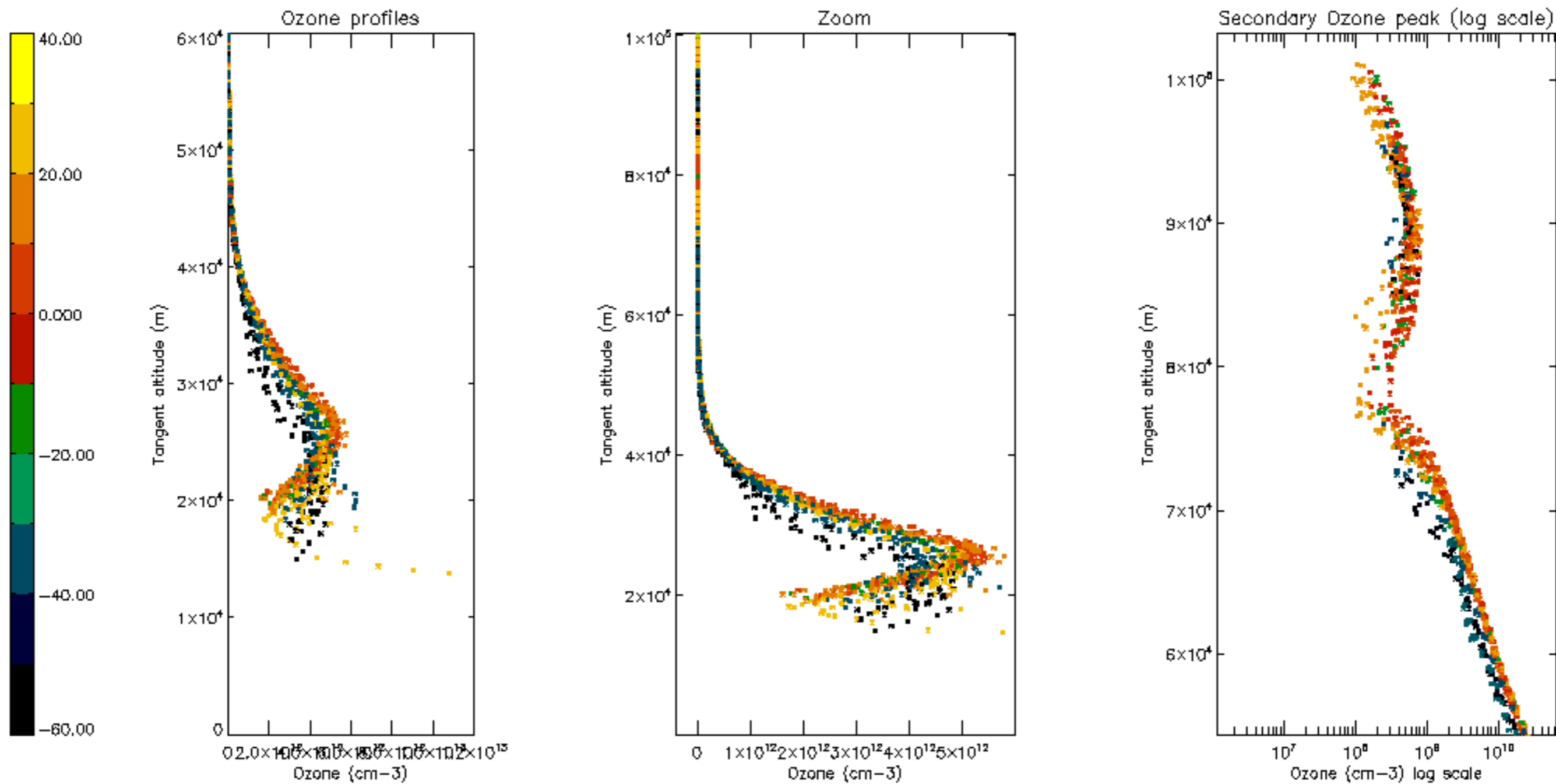


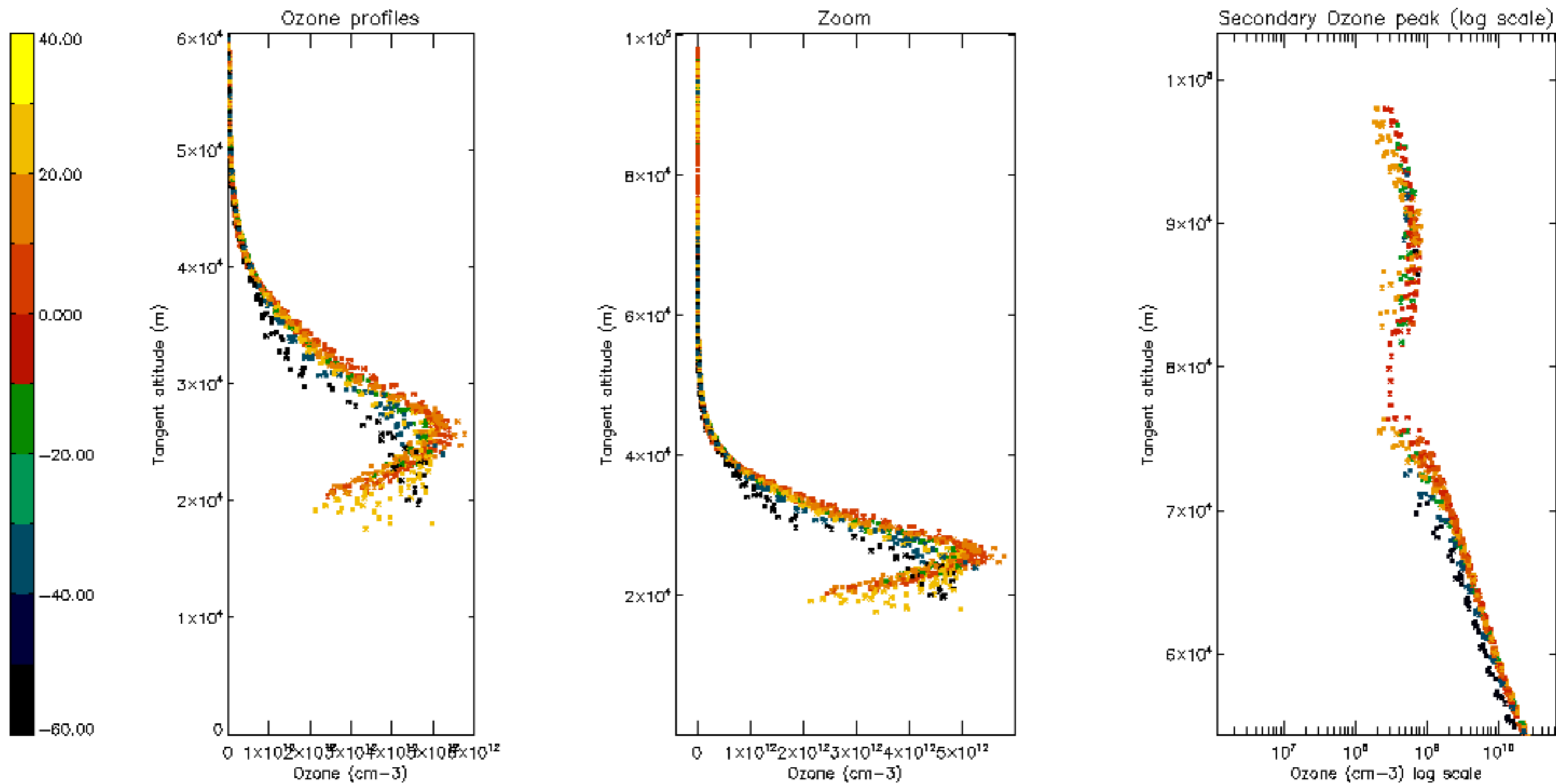
Percentage of saturation errors per profile

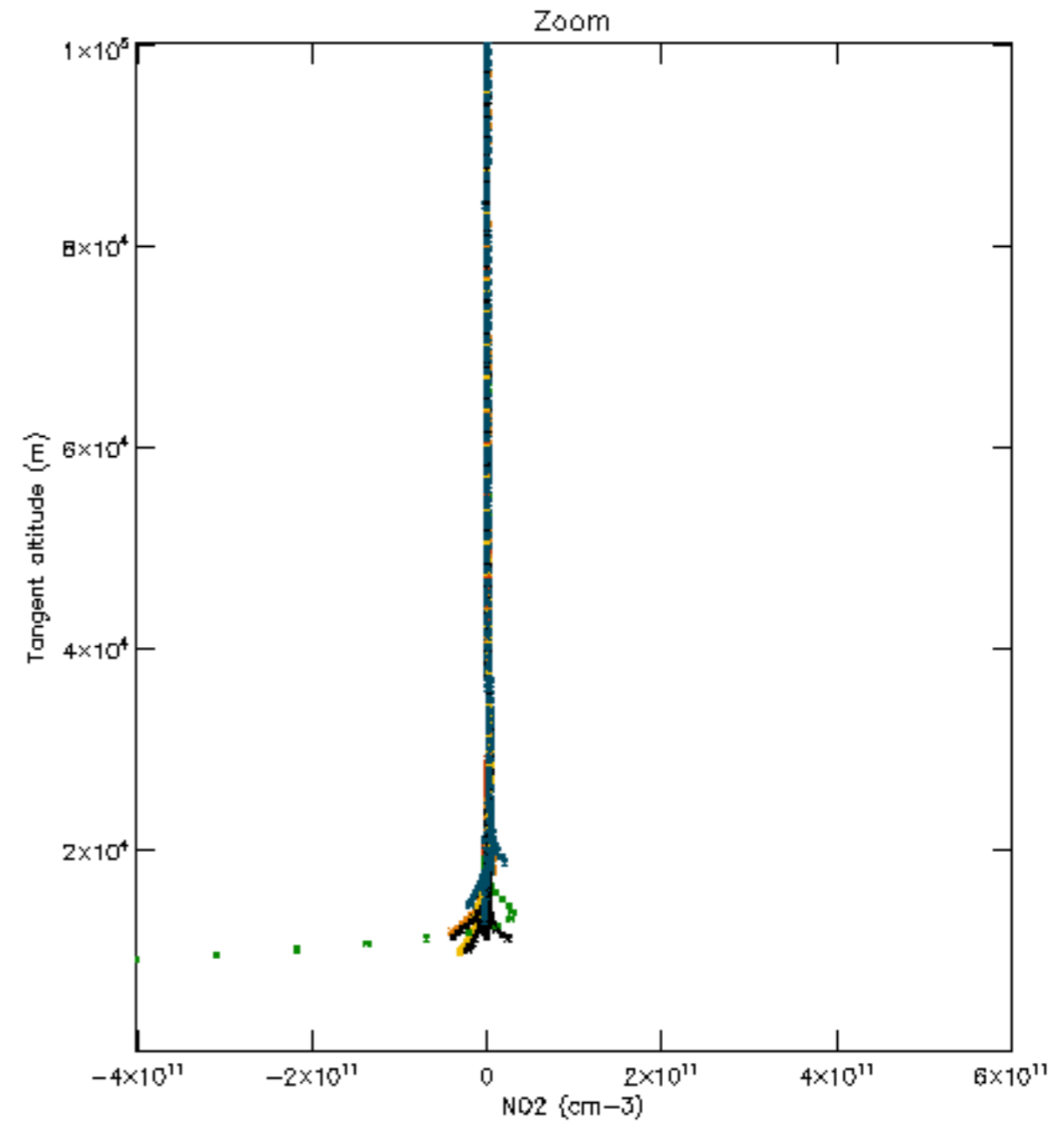
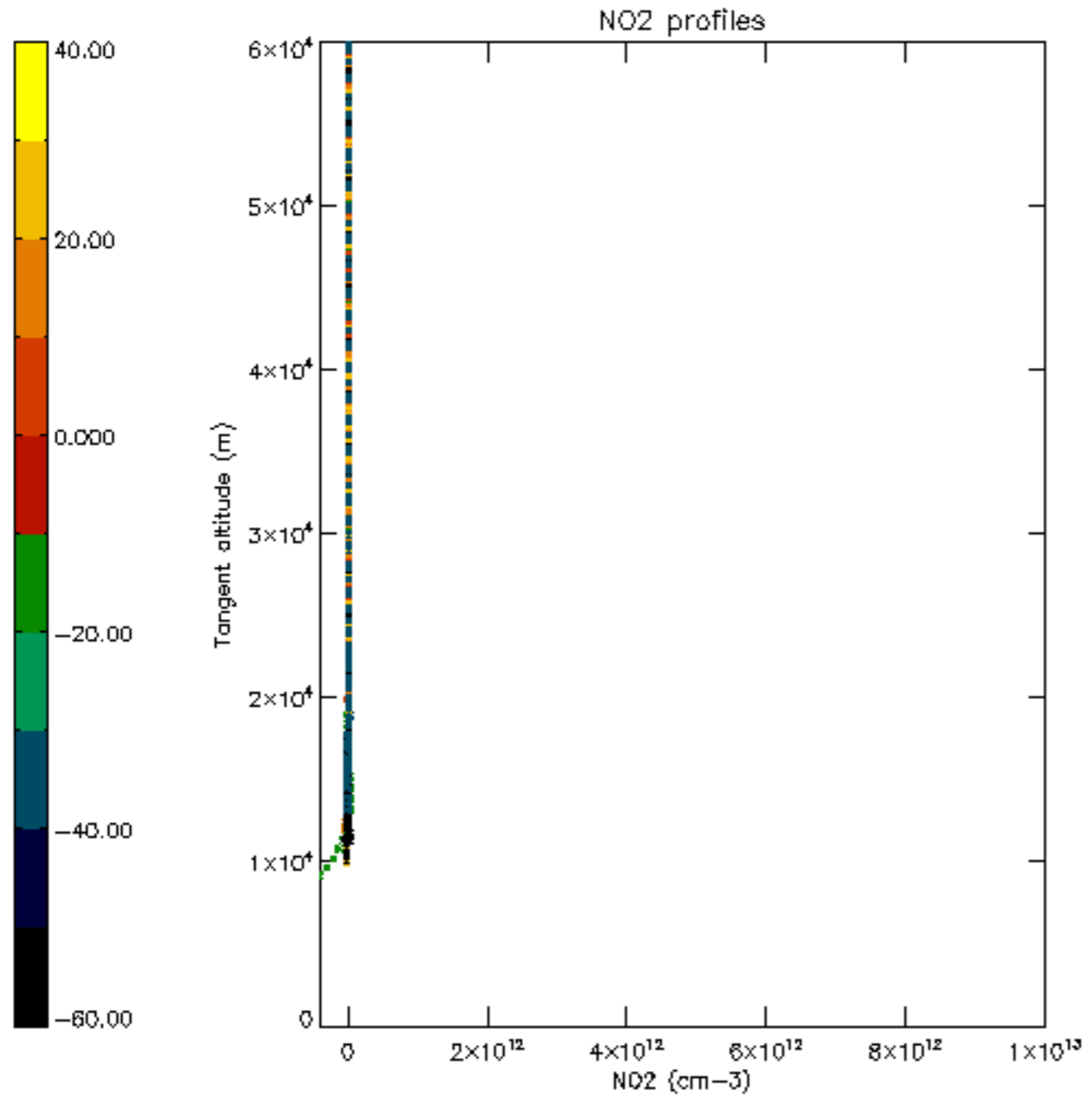


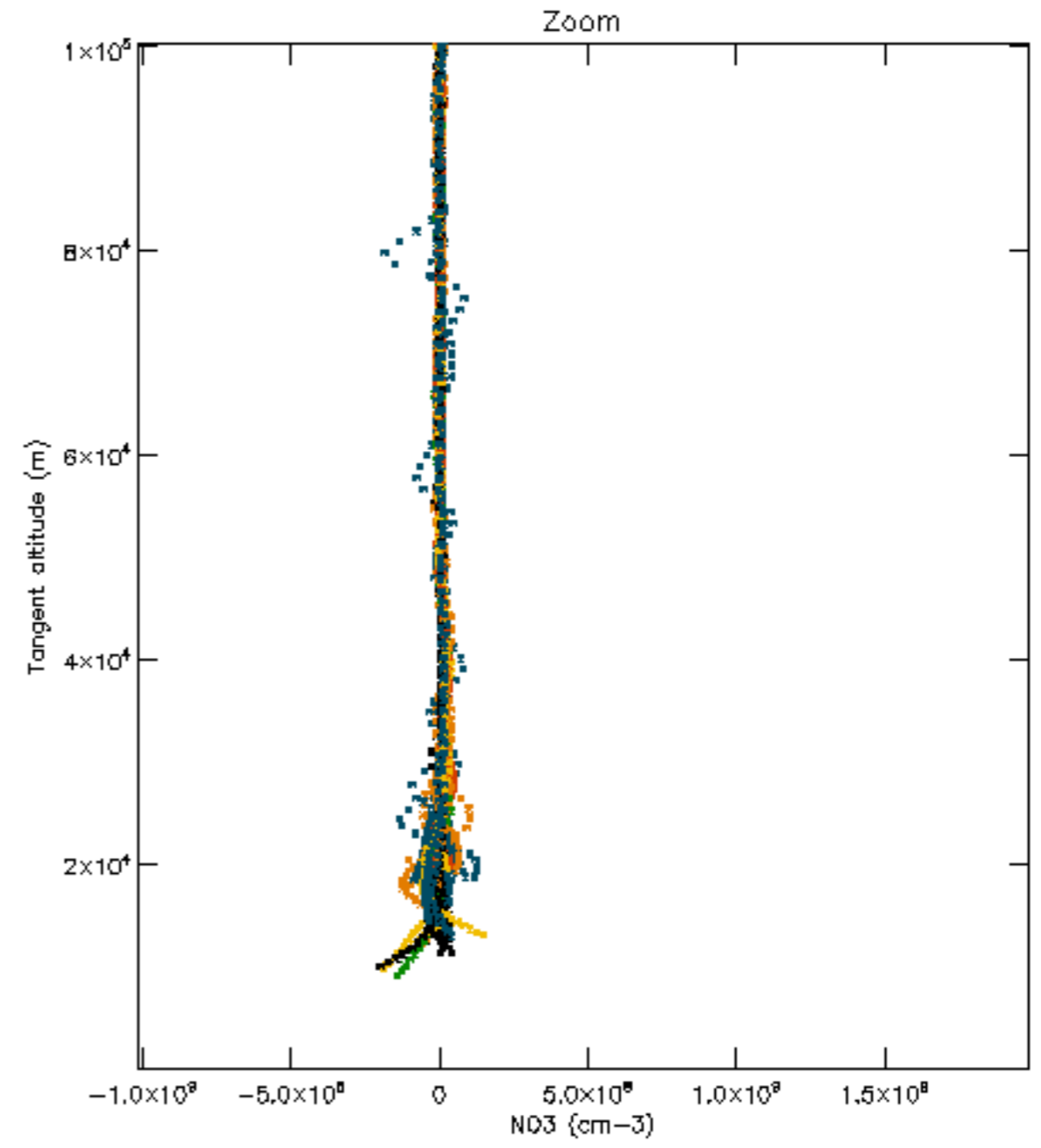
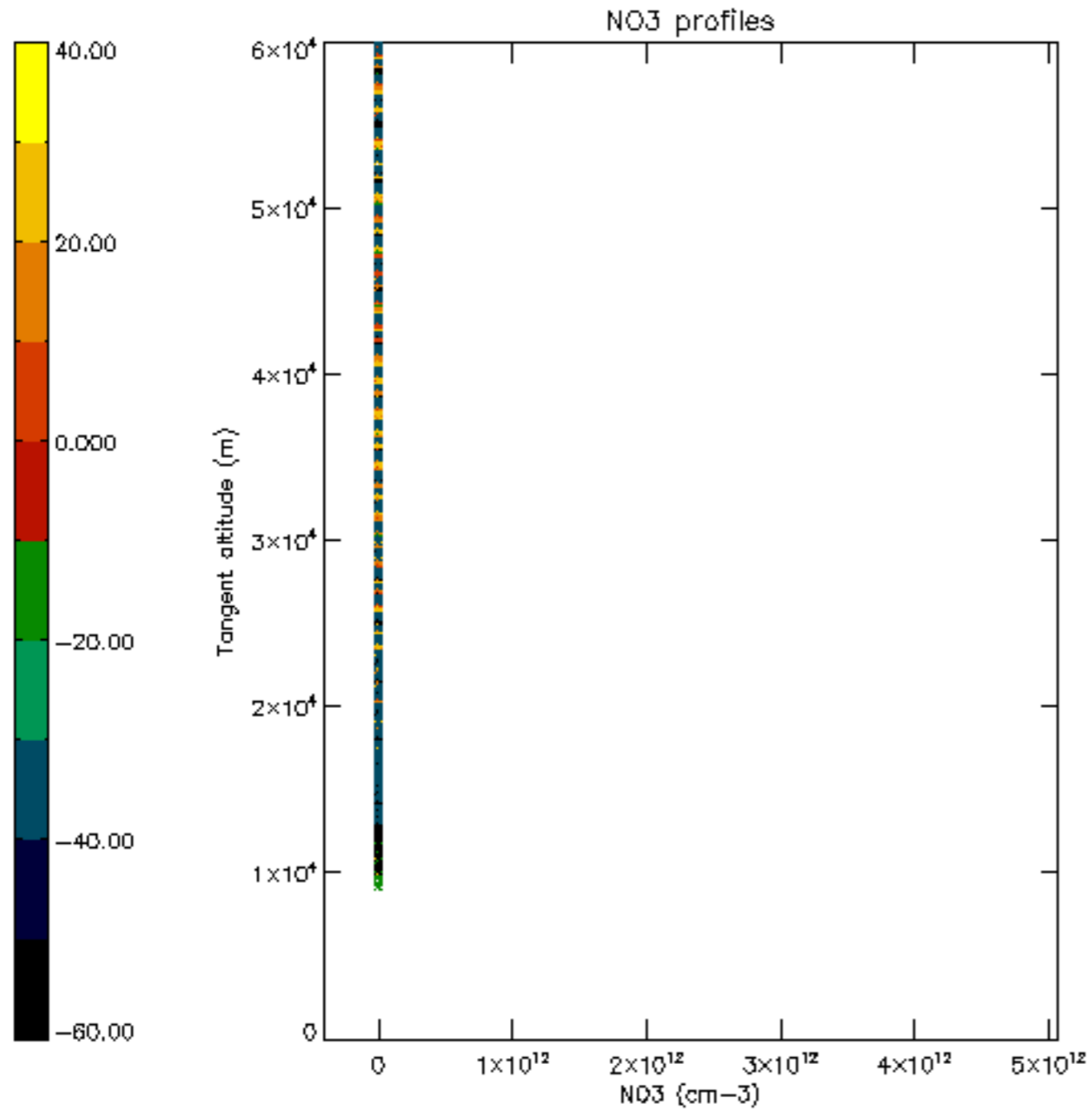


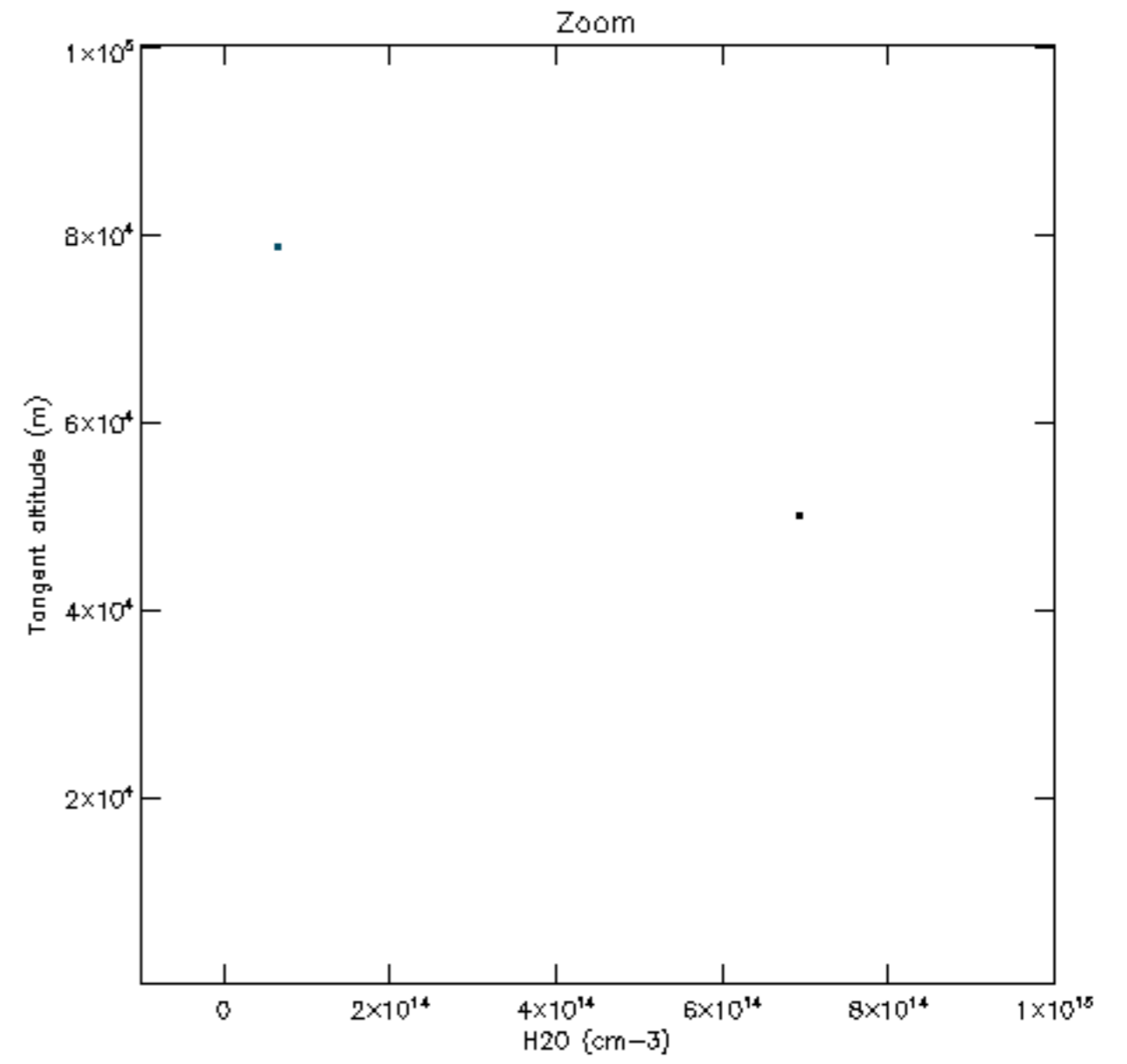
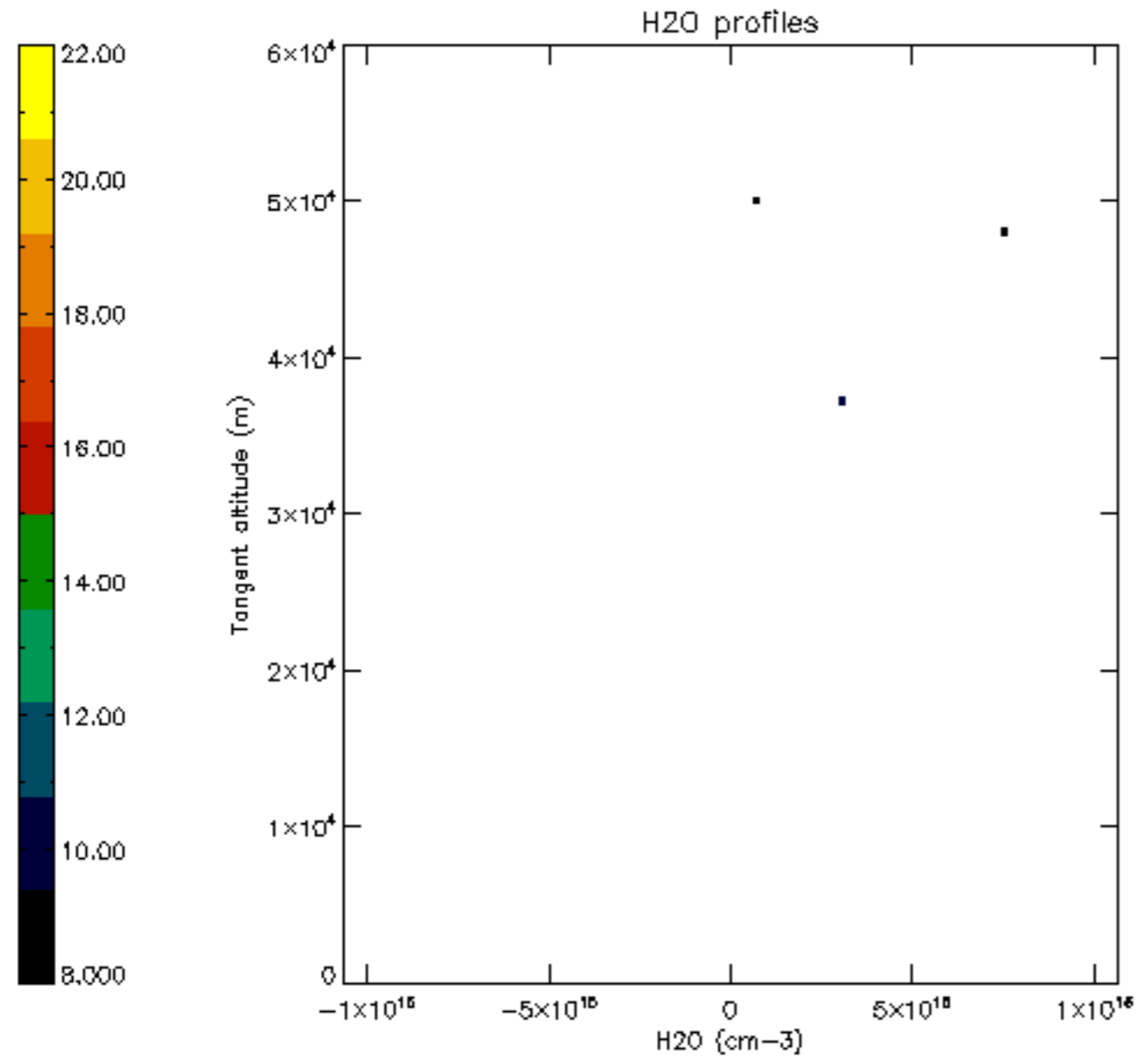


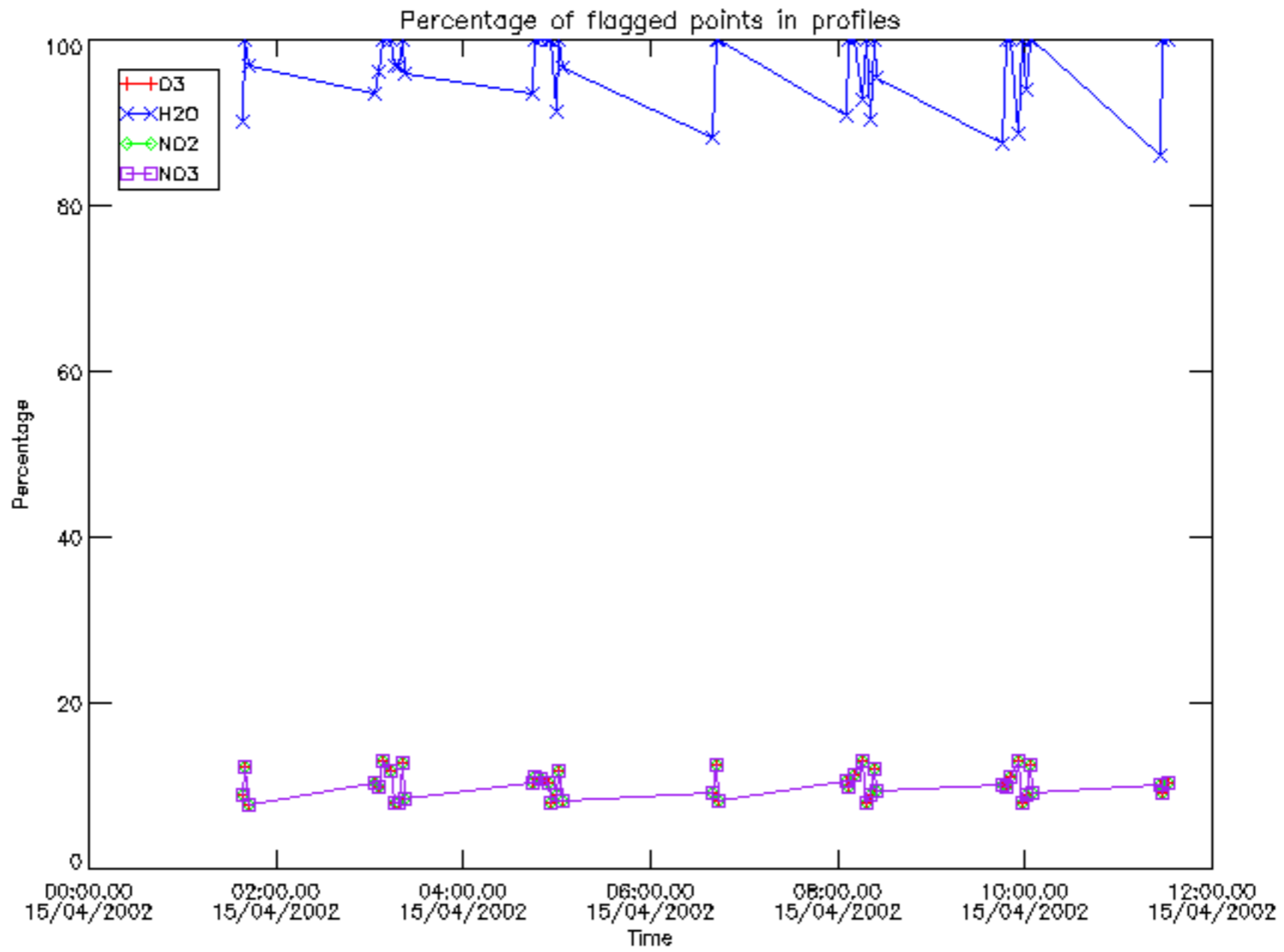




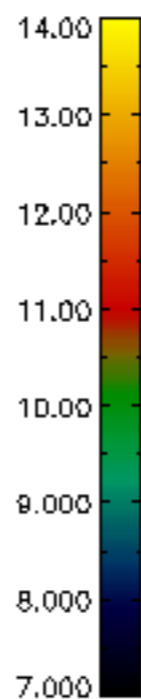
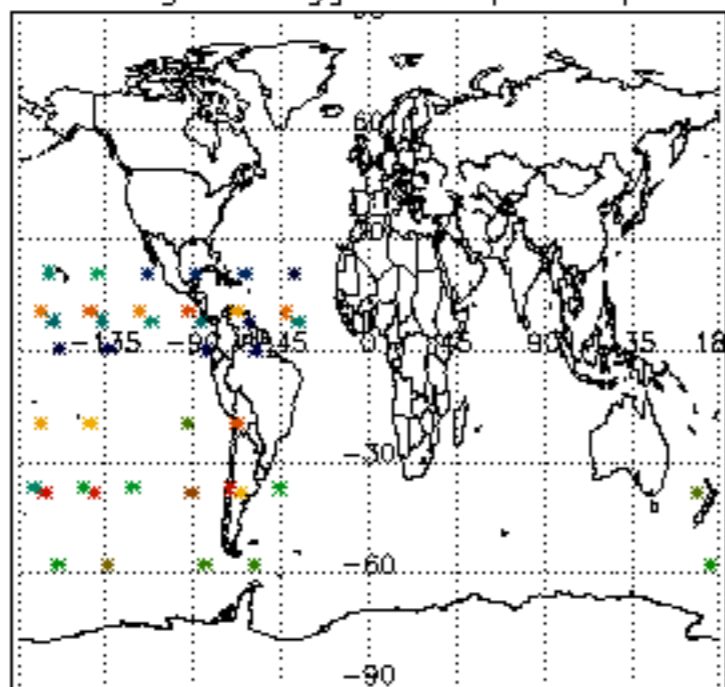




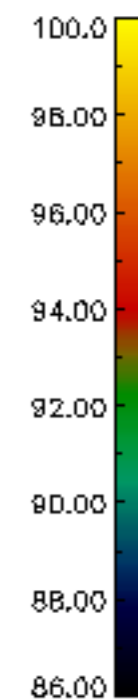
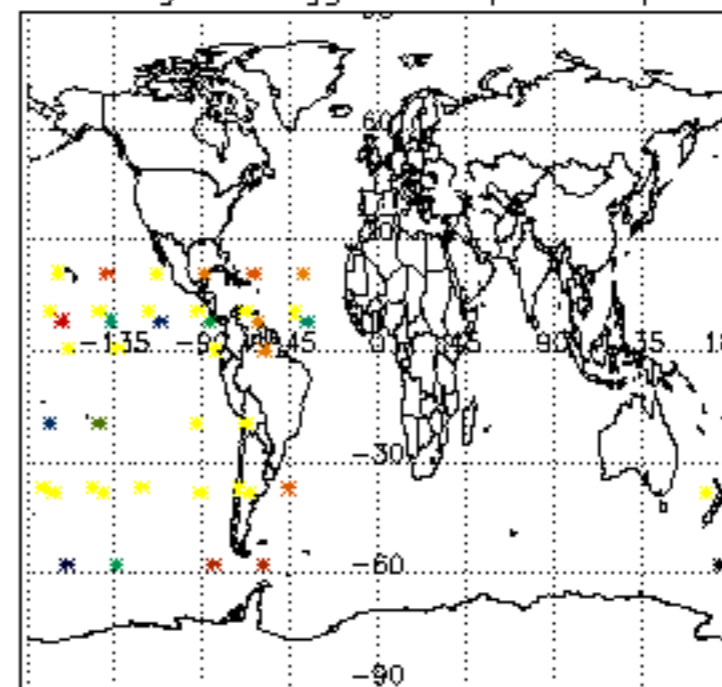




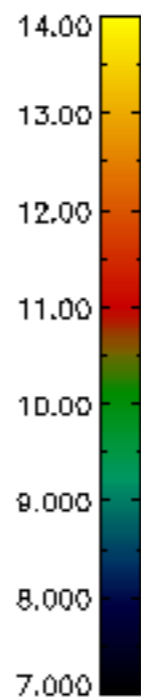
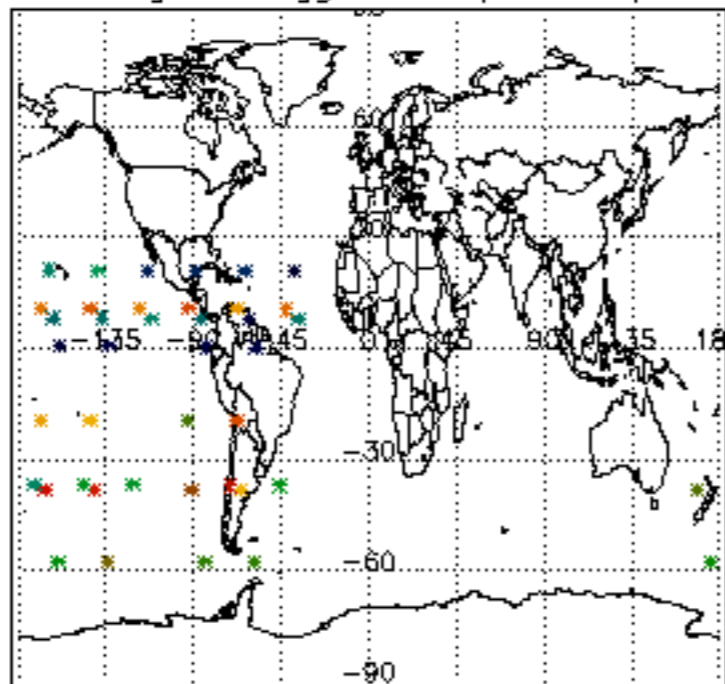
Percentage of flagged data per D3 profile



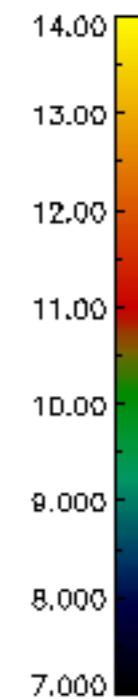
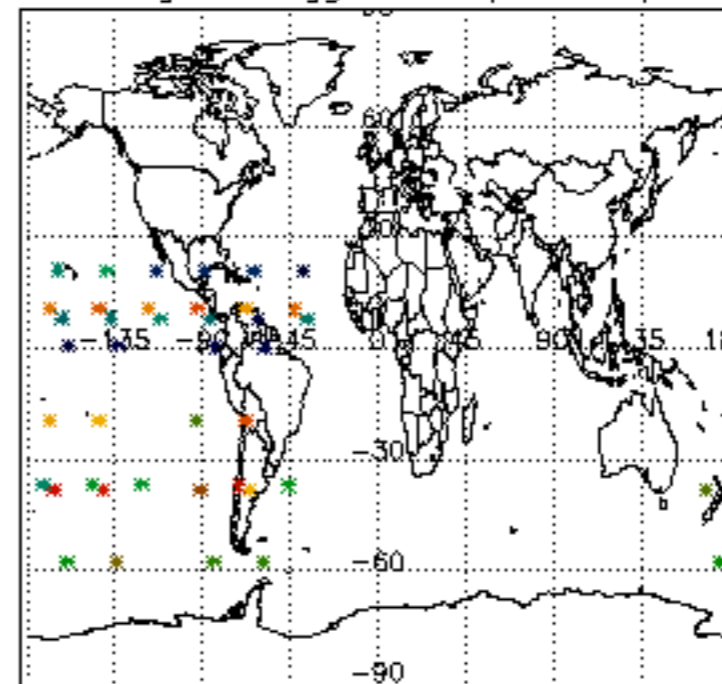
Percentage of flagged data per H2O profile

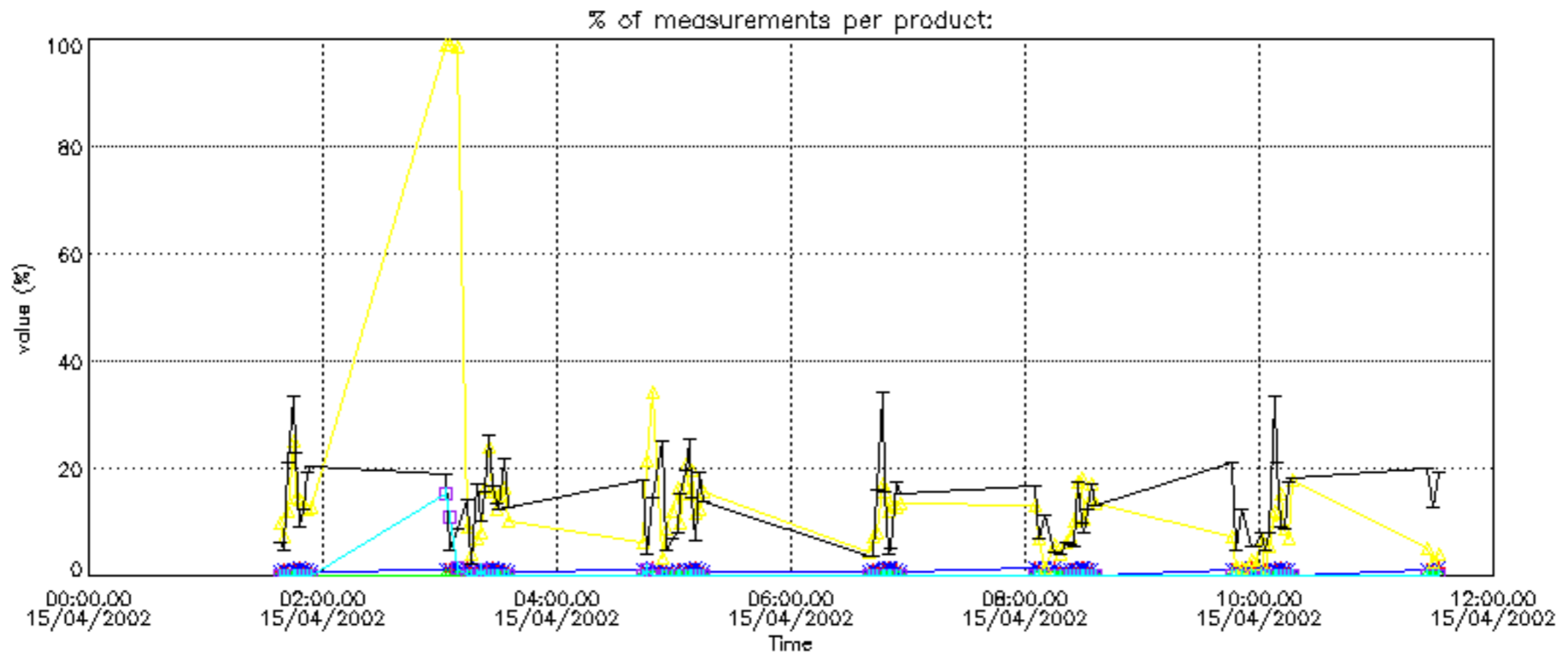


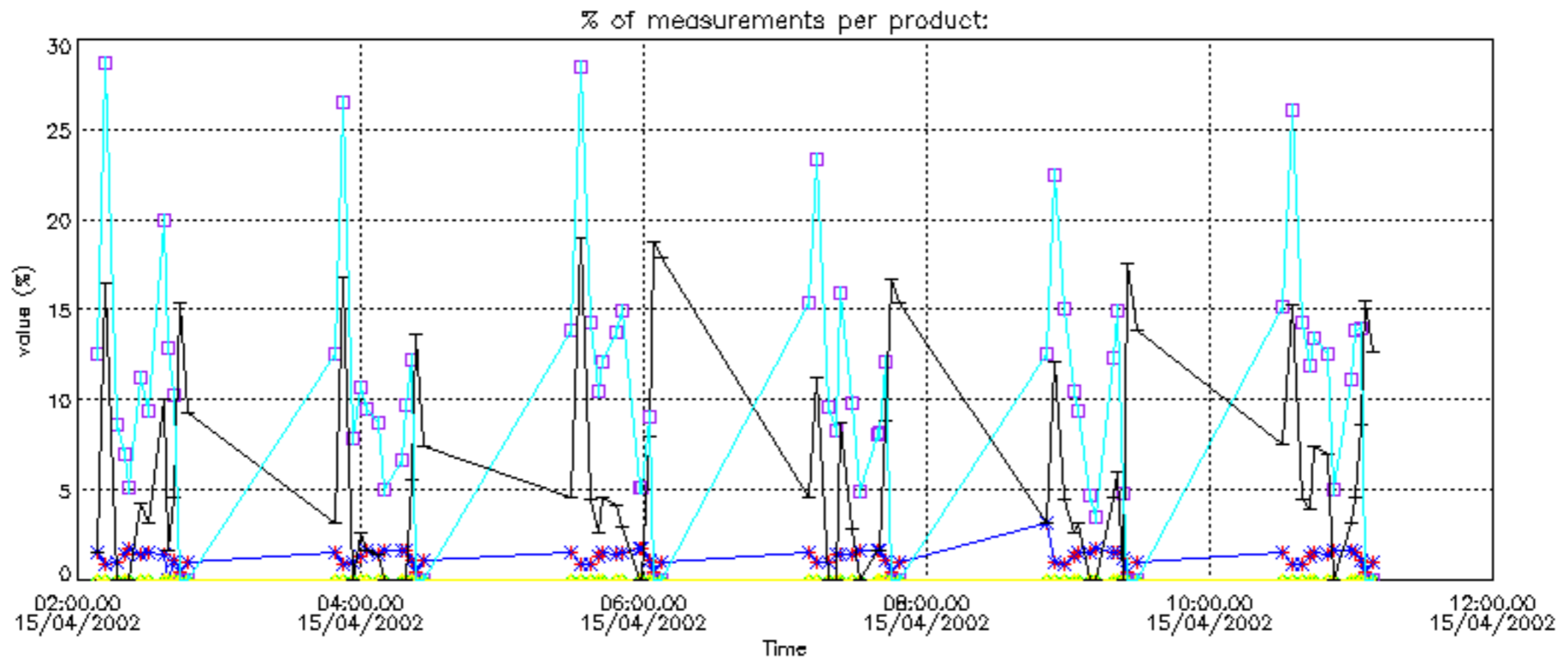
Percentage of flagged data per NO2 profile



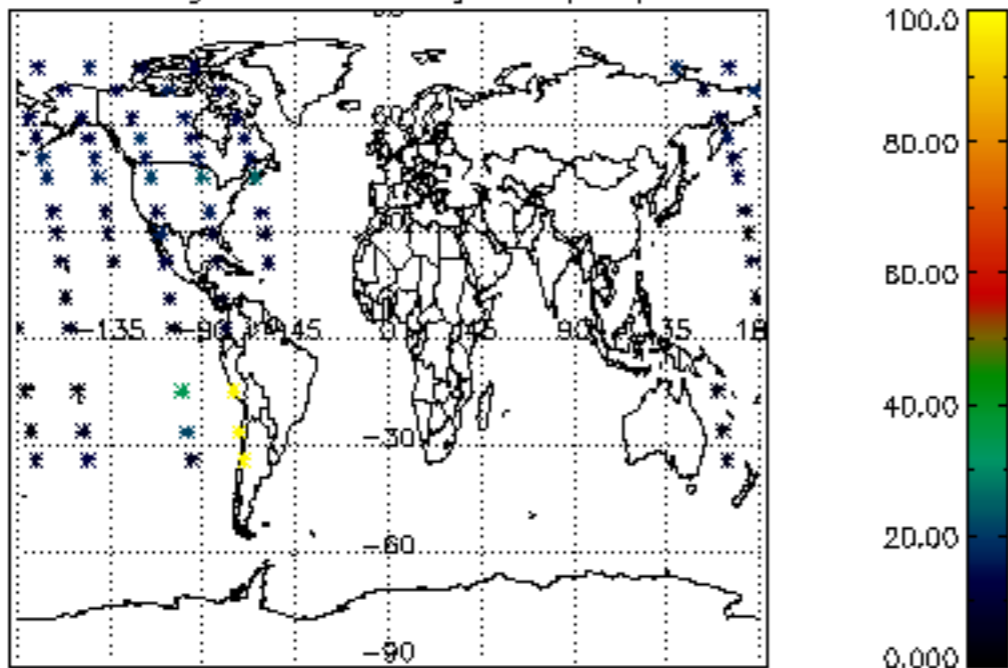
Percentage of flagged data per NO3 profile



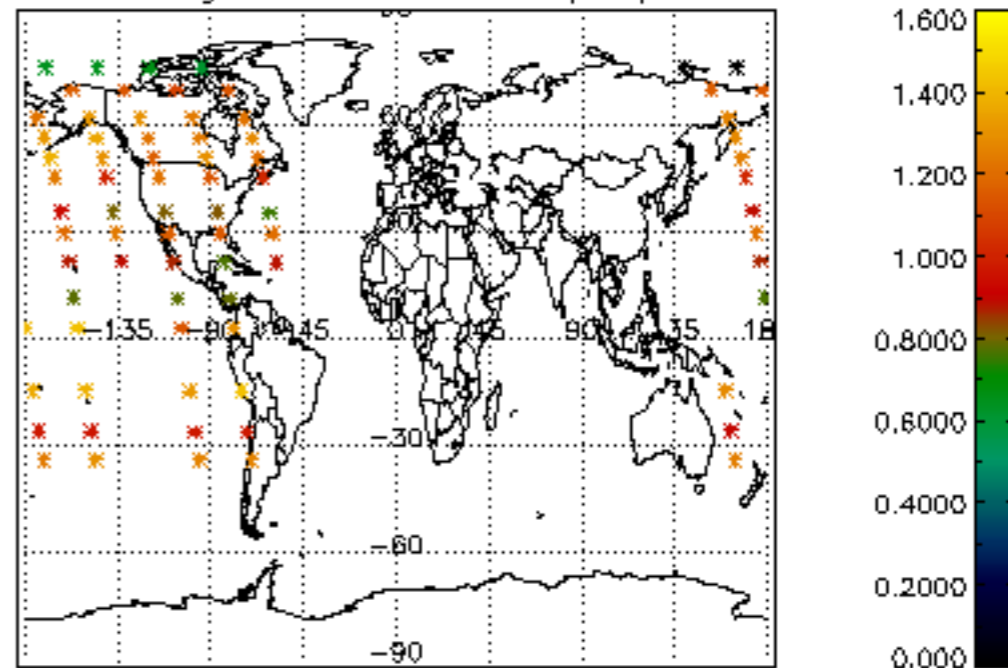




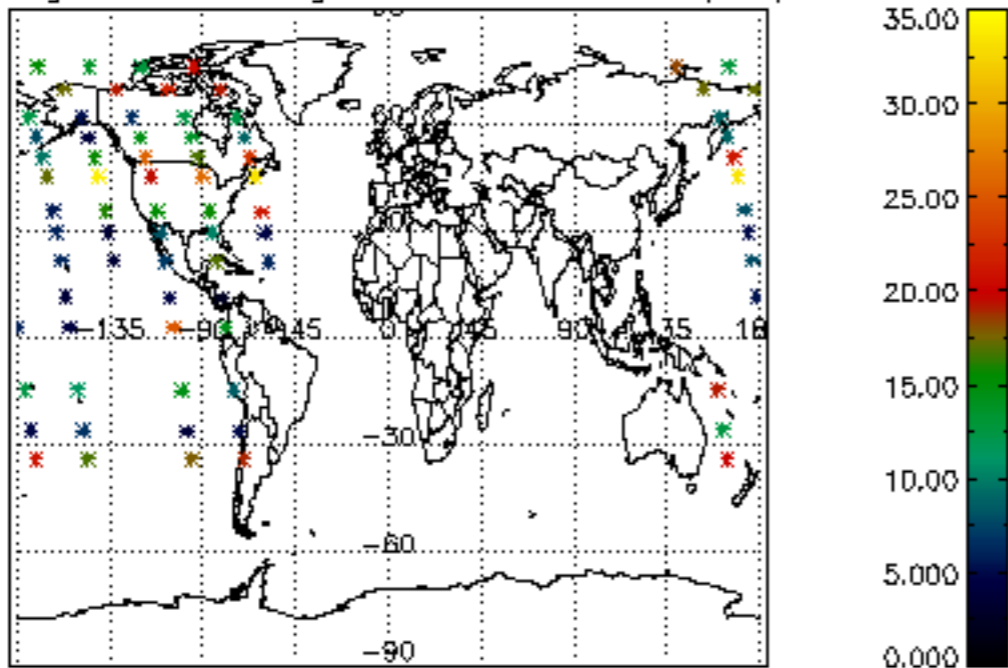
Percentage of cosmic ray hits per profile



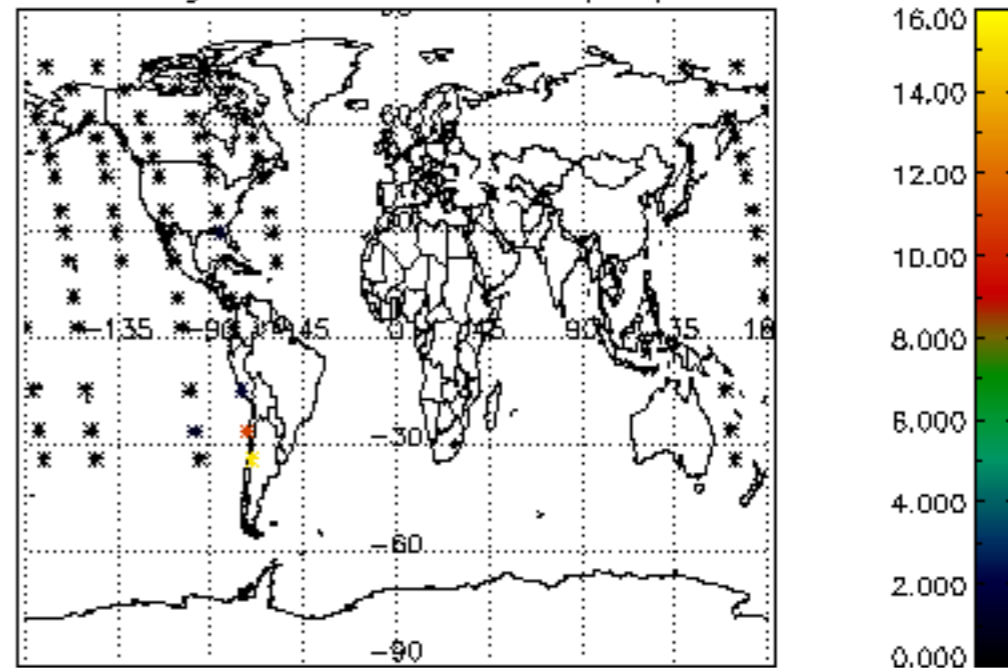
Percentage of datation errors per profile



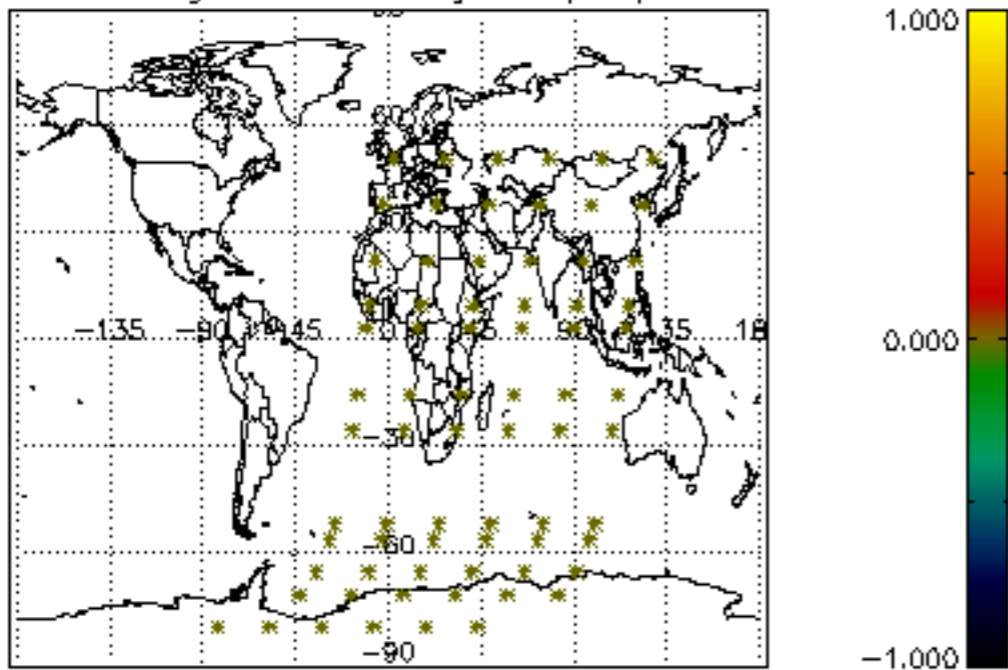
Percentage of star falling outside central band per profile



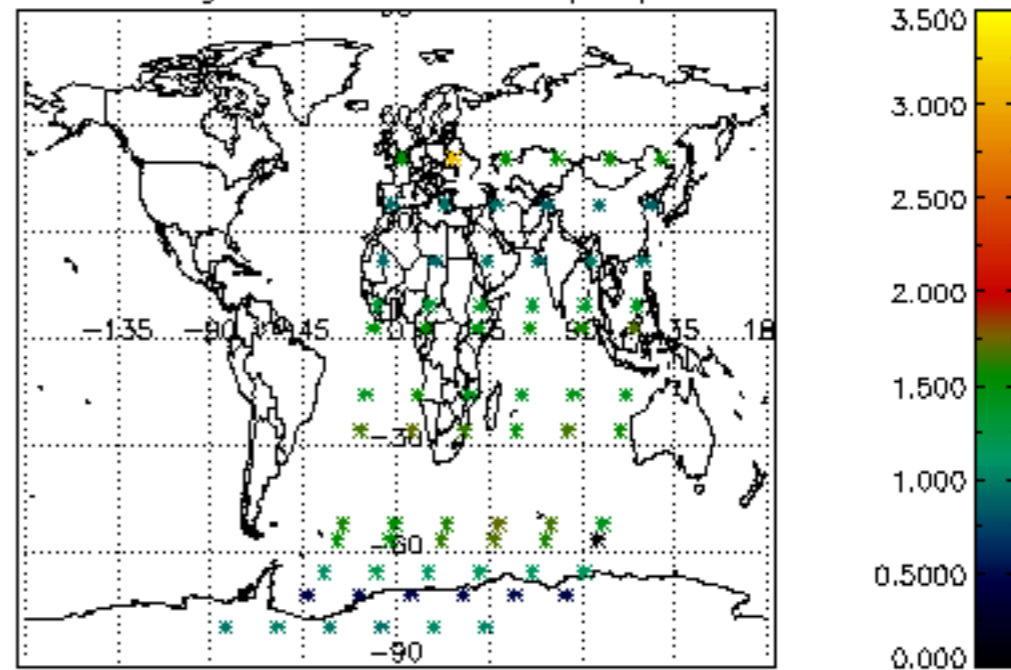
Percentage of saturation errors per profile



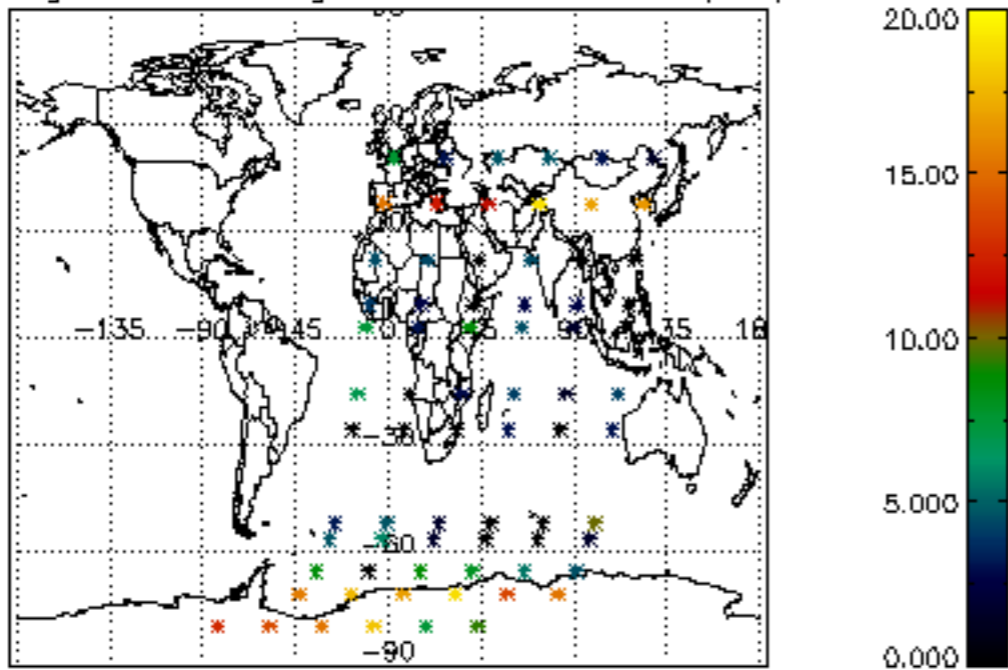
Percentage of cosmic ray hits per profile



Percentage of datation errors per profile



Percentage of star falling outside central band per profile



Percentage of saturation errors per profile

