



Analysis from 12-SEP-2011 00:00:00 to 12-SEP-2011 23:59:59. Page generated on 13-SEP-2011 07:32:03.  
View log file: ASAR\_Daily\_Report\_20110913\_0731.log. For any anomalies please contact [emma.griffiths@vegaspace.com](mailto:emma.griffiths@vegaspace.com), [kajal.haria@vegaspace.com](mailto:kajal.haria@vegaspace.com).

This report is automatically generated every day, every 2 hours. No comments are provided on the results.

## SUMMARY

1. DATA SUMMARY
  - 1.1 Summary tables
  - 1.2 Lists of products used
2. AUXILIARY FILES ANALYSIS
  - 2.1 IECF operational ADFs list
  - 2.2 Products with wrong ADFs
3. MODULE STEPPING PRODUCTS ANALYSIS
  - 3.1 V/V polarisation
  - 3.2 H/H polarisation
4. CALIBRATION PULSES ANALYSIS
  - 4.1 Analysis for WVS IS2 V/V
    - 4.1.1 Temporal Evolution Analysis for WVS IS2 V/V
    - 4.1.2 All Rows Analysis for WVS IS2 V/V
  - 4.2 Analysis for GM1 SS3 H/H
    - 4.2.1 Temporal Evolution Analysis for GM1 SS3 H/H
    - 4.2.2 All Rows Analysis for GM1 SS3 H/H
5. DOPPLER ANALYSIS
  - 5.1 Analysis for WVS IS2 V/V
    - 5.1.1 Doppler MAP Analysis for WVS IS2 V/V
    - 5.1.2 Doppler ANX Analysis for WVS IS2 V/V
  - 5.2 Analysis for GM1 SS1 H/H
    - 5.2.1 Doppler MAP Analysis for GM1 SS1 H/H
    - 5.2.2 Doppler ANX Analysis for GM1 SS1 H/H
  - 5.3 Doppler JUMPS Analysis for WSM
6. CHIRP ANALYSIS
  - 6.1 Analysis for WSM SS1 H/H
    - 6.1.1 ScaleFactor
  - 6.2 Analysis for WSM SS1 V/V
    - 6.2.1 ScaleFactor
7. RAW DATA ANALYSIS
  - 7.1 Analysis for WVS
  - 7.2 Analysis for IMM
8. TELEMETRY ANALYSIS
  - 8.1 Number of Missing Lines
  - 8.2 Number of Gaps

---

## 1 - DATA SUMMARY

### 1.1 - Summary tables

[ BACK TO MENU ]

WVS				GM1				APM				IMM				WSM				MS			
Center	Beam	Pol	#	Center	Beam	Pol	#	Center	Beam	Pol	#	Center	Beam	Pol	#	Center	Beam	Pol	#	Center	Time	Pol	Modules
PDE	IS1	V/V	1	PDE	WS	H/H	38	PDE	IS4	H/H	2	PDE	IS2	V/V	5	PDE	WS	H/H	29	PDK	2011-09-12 10:55:46	H	320
PDE	IS2	V/V	25	PDK	WS	H/H	43	PDE	IS4	V/H	1	PDE	IS6	H/H	6	PDE	WS	V/V	4	PDK	2011-09-12 12:36:00	V	320
PDK	IS2	V/V	23									PDE	IS6	V/V	1	PDK	WS	H/H	8				
												PDK	IS6	H/H	1	PDK	WS	V/V	4				

## 1.2 - Lists of products used

[ BACK TO MENU ]

[TXT] [XLS] List\_WVS\_products\_used  
 [TXT] [XLS] List\_GM1\_products\_used  
 [TXT] [XLS] List\_APM\_products\_used  
 [TXT] [XLS] List\_IMM\_products\_used  
 [TXT] [XLS] List\_WSM\_products\_used  
 [TXT] [XLS] List\_MS\_products\_used

## 2 - AUXILIARY FILES ANALYSIS

### 2.1 - IECF operational ADFs list

[ BACK TO MENU ]

No IECF ADFs list available

### 2.2 - Products with wrong ADFs

[ BACK TO MENU ]

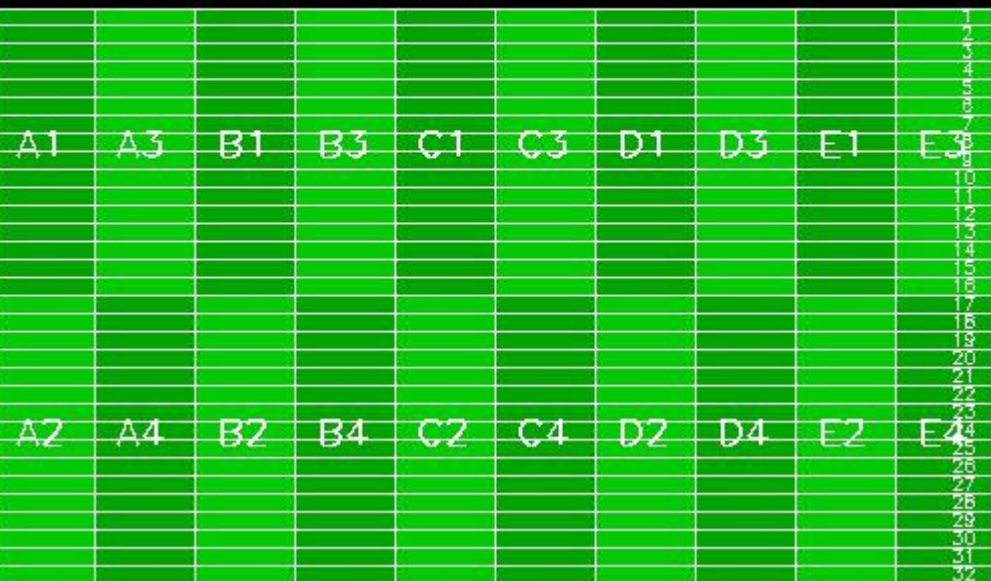
## 3 - MODULE STEPPING PRODUCTS ANALYSIS

SECOND FIXED REFERENCE	PREVIOUS PRODUCT REFERENCE
Pre-launch reference (2001-02-09)	Previous product in the same polarisation

Reference: 2001-02-09 14:08:23 V RxGain  
 Test : 2011-09-12 12:36:00 V



Reference: 2011-09-11 13:12:44 V RxGain  
 Test : 2011-09-12 12:36:00 V



Reference: 2001-02-09 14:08:23 V RxPhase  
 Test : 2011-09-12 12:36:00 V



Reference: 2011-09-11 13:12:44 V RxPhase  
 Test : 2011-09-12 12:36:00 V





### 3.2 - H/H polarisation

[ [BACK TO MENU](#) ]

SECOND FIXED REFERENCE	PREVIOUS PRODUCT REFERENCE
Pre-launch reference (2001-02-09)	Previous product in the same polarisation


Reference: 2001-02-09 13:50:42 H RxGain

Test : 2011-09-12 10:55:46 H



Reference: 2011-09-11 11:32:30 H RxGain

Test : 2011-09-12 10:55:46 H



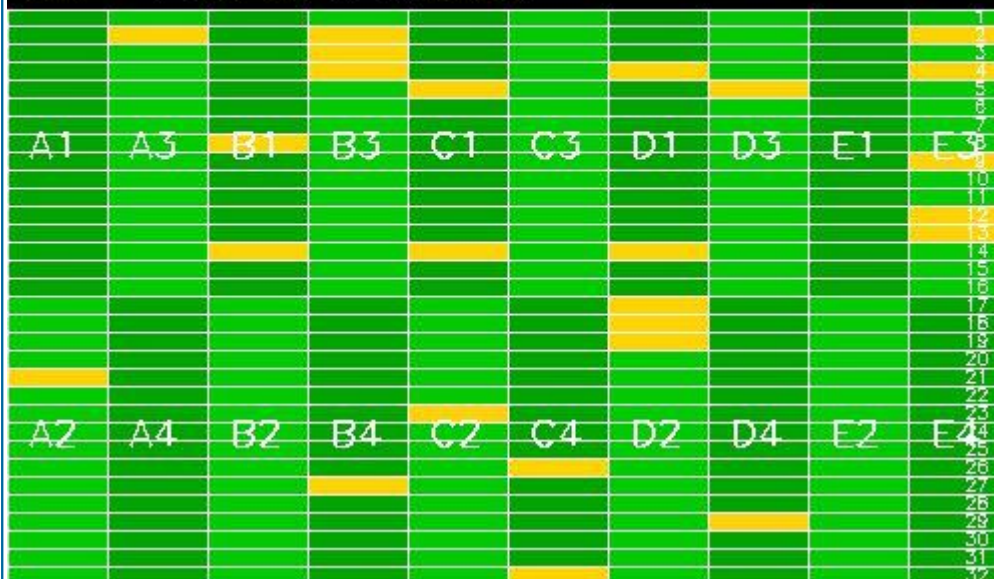
Reference: 2001-02-09 13:50:42 H RxPhase

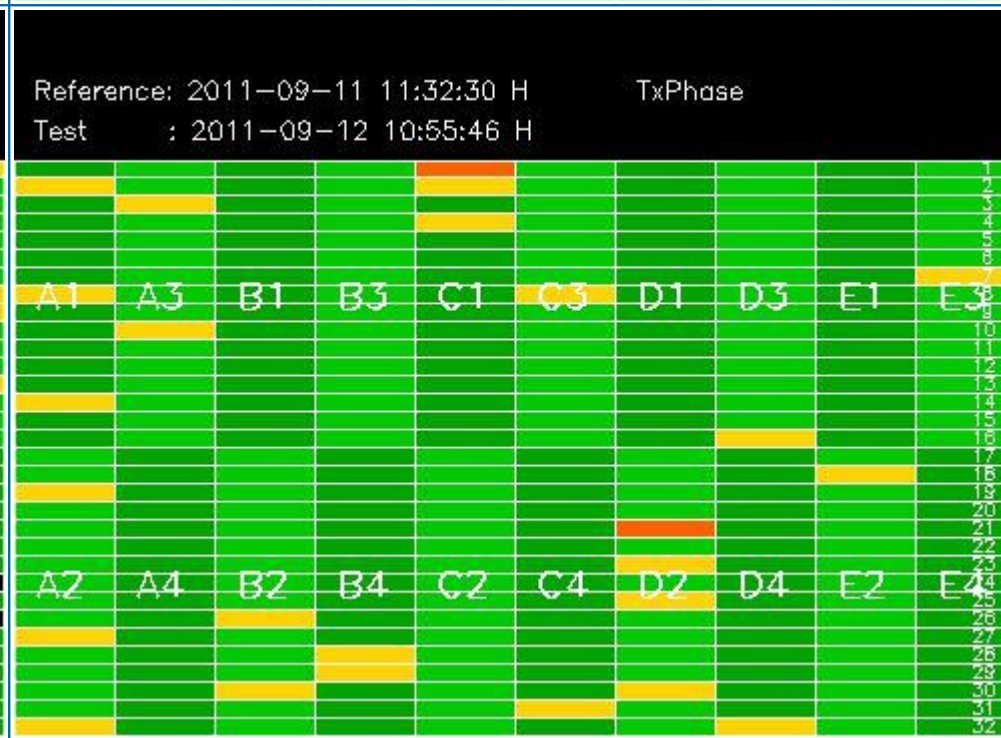
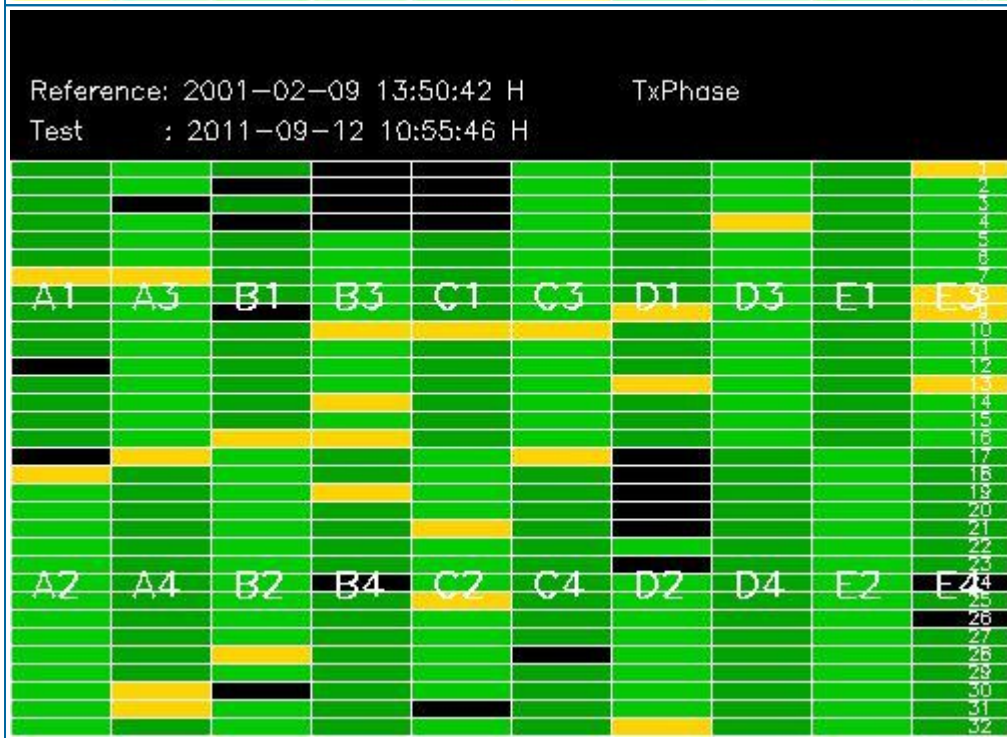
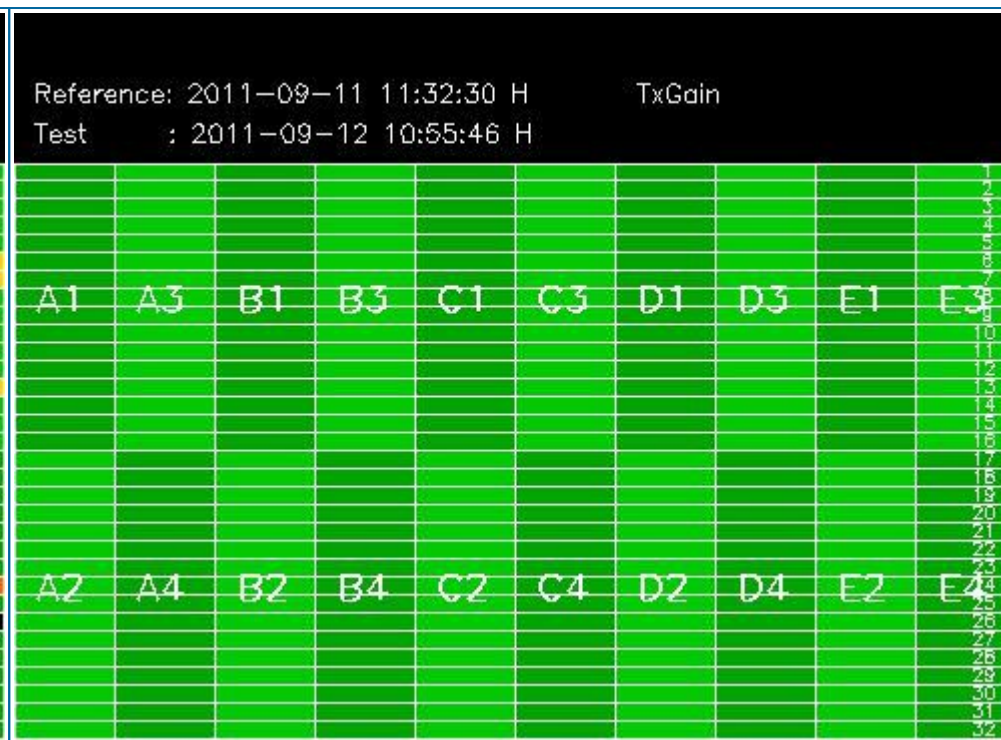
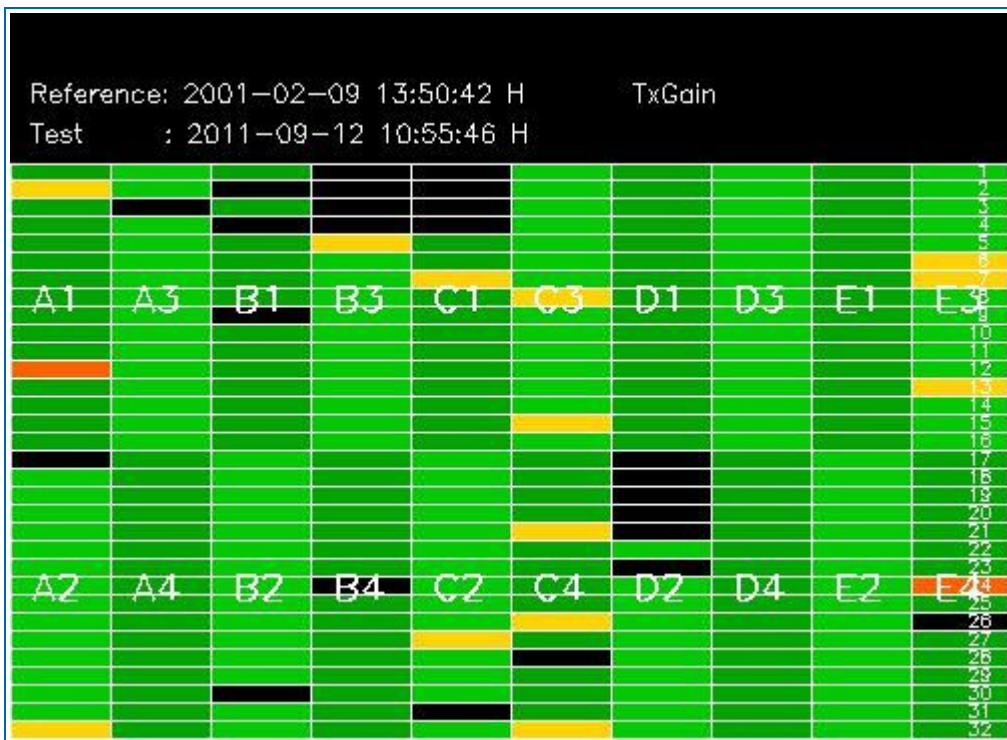
Test : 2011-09-12 10:55:46 H



Reference: 2011-09-11 11:32:30 H RxPhase

Test : 2011-09-12 10:55:46 H





## 4 - CALIBRATION PULSES ANALYSIS

### 4.1 - Analysis for WVS IS2 V/V

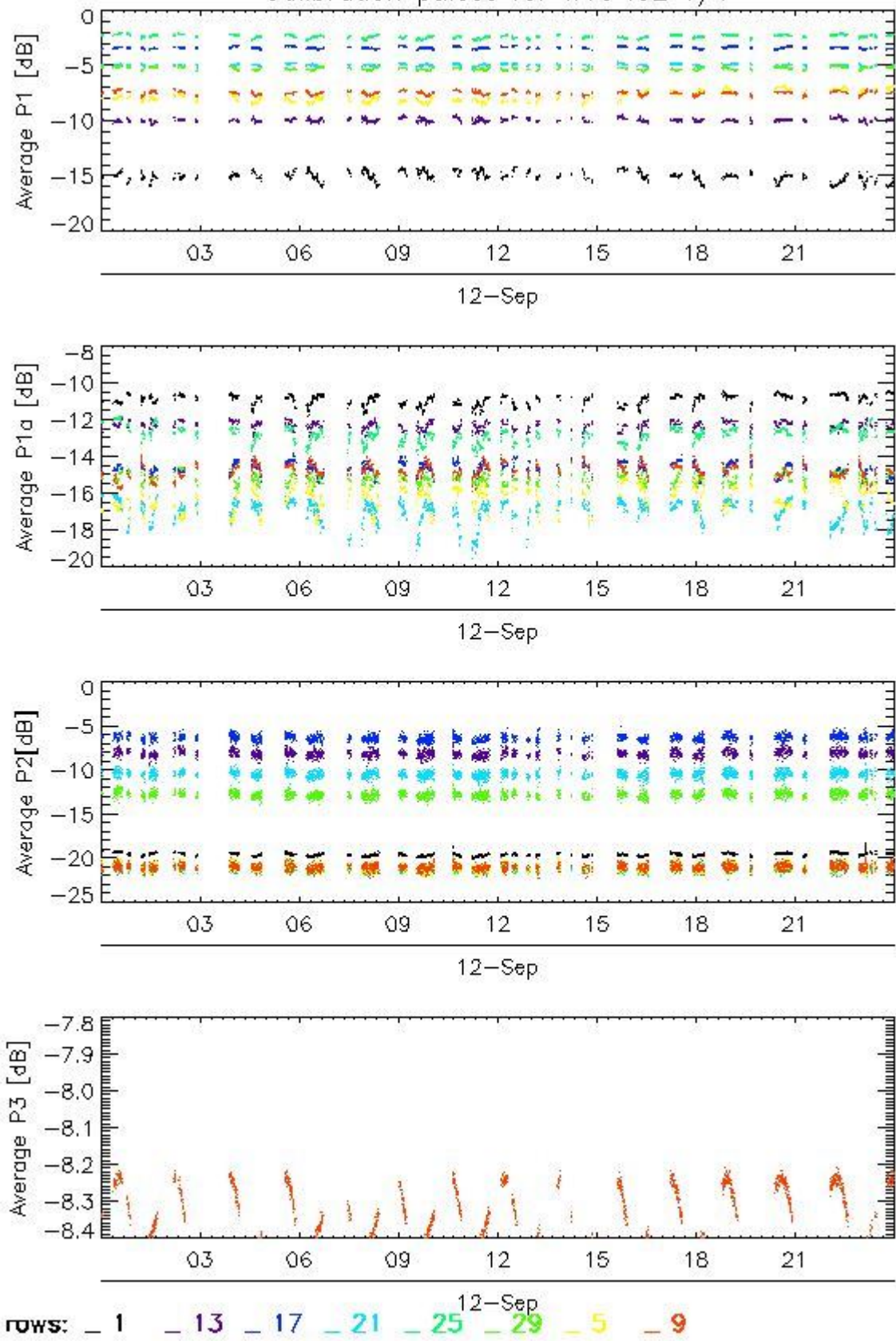
#### 4.1.1 - Temporal Evolution Analysis for WVS IS2 V/V

[ BACK TO MENU ]

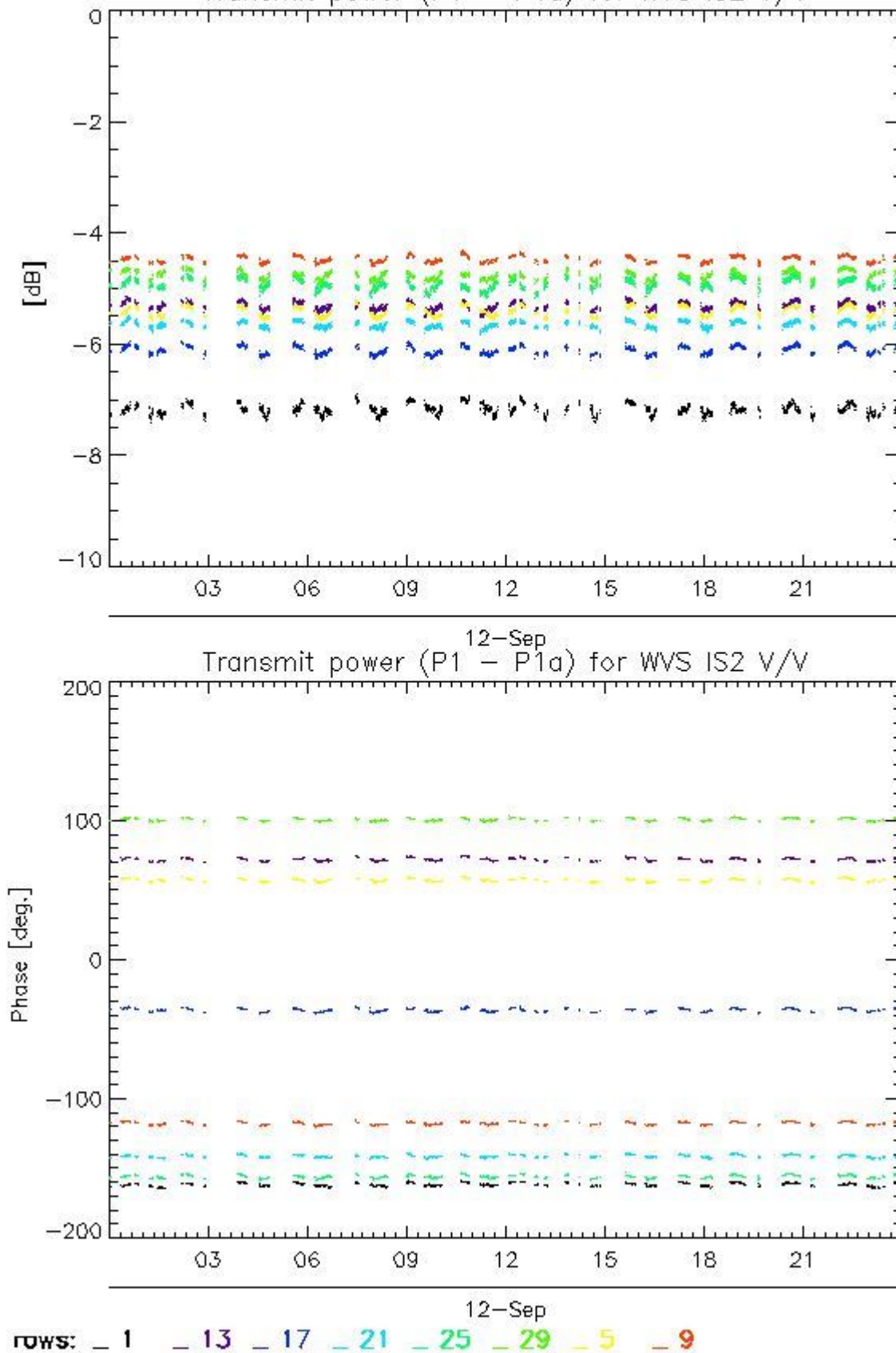
Rows: [2/6/10/14/18/22/26/30] [3/7/11/15/19/23/27/31] [4/8/12/16/20/24/28/32]

Rows: [2/6/10/14/18/22/26/30] [3/7/11/15/19/23/27/31] [4/8/12/16/20/24/28/32]

Calibration pulses for WVS IS2 V/V



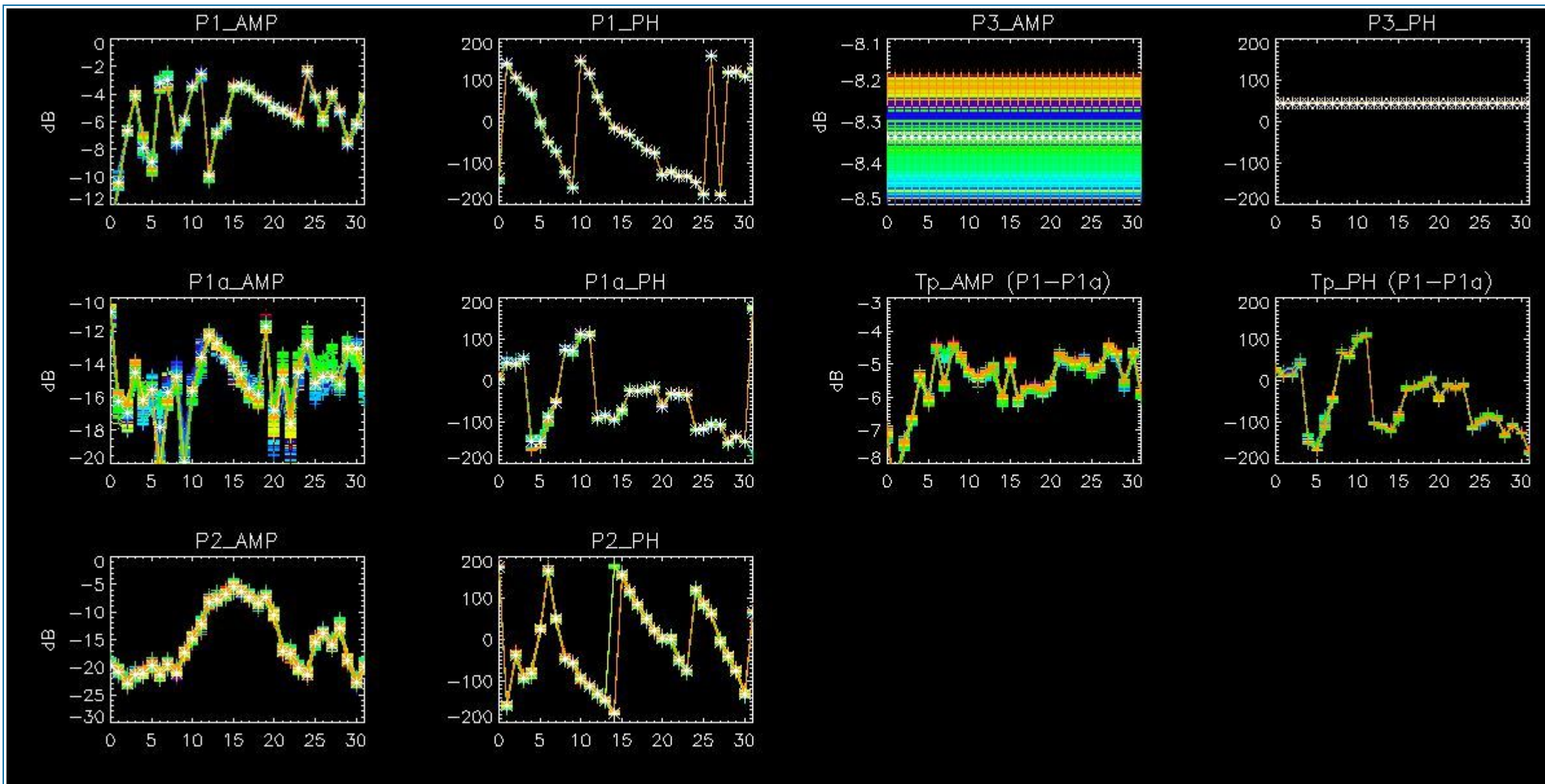
Transmit power (P1 - P1a) for WVS IS2 V/V



#### 4.1.2 - All Rows Analysis for WVS IS2 V/V

[ [BACK TO MENU](#) ]





## 4.2 - Analysis for GM1 SS3 H/H

### 4.2.1 - Temporal Evolution Analysis for GM1 SS3 H/H

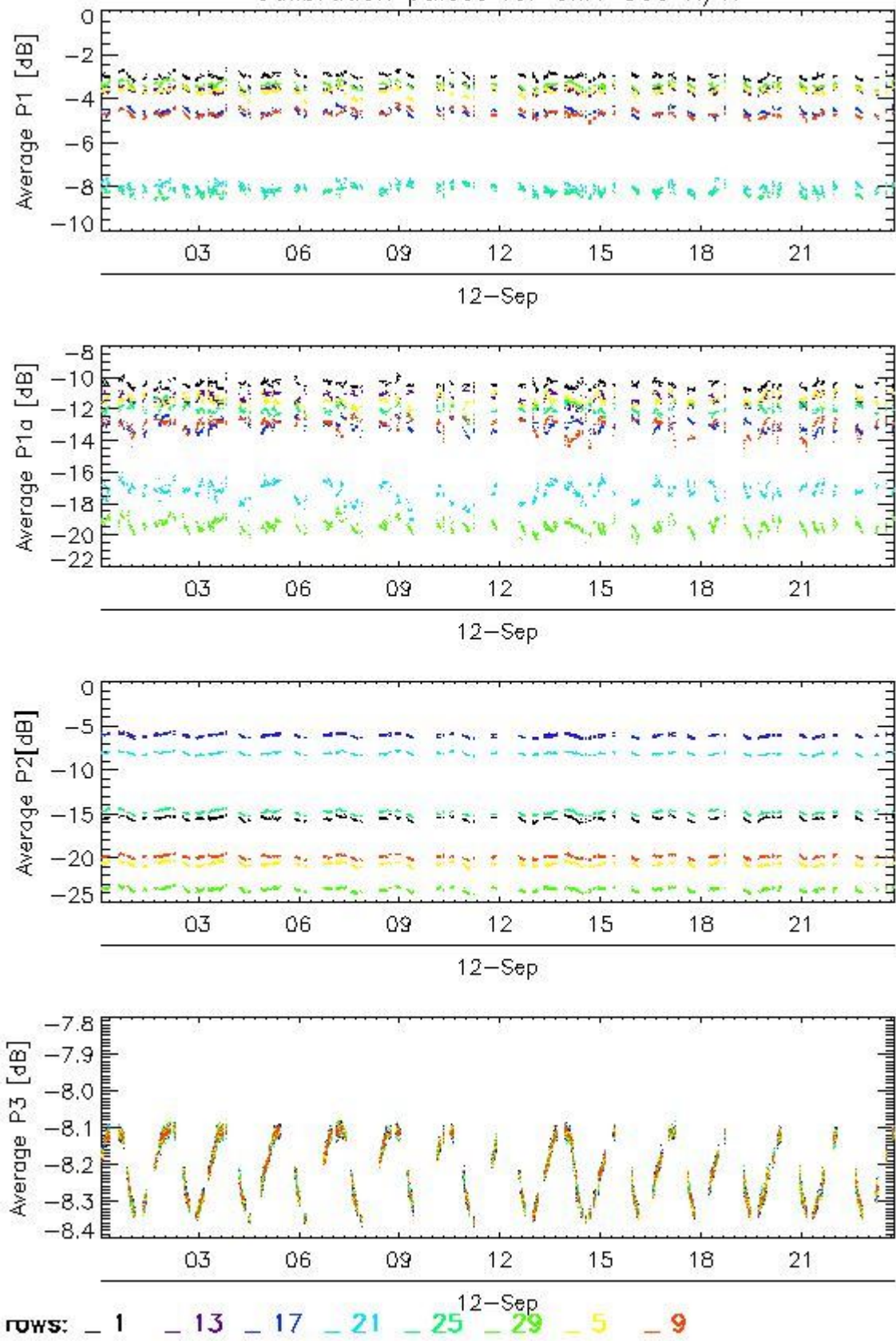
[ BACK TO MENU ]

Rows: [2/6/10/14/18/22/26/30] [3/7/11/15/19/23/27/31] [4/8/12/16/20/24/28/32]

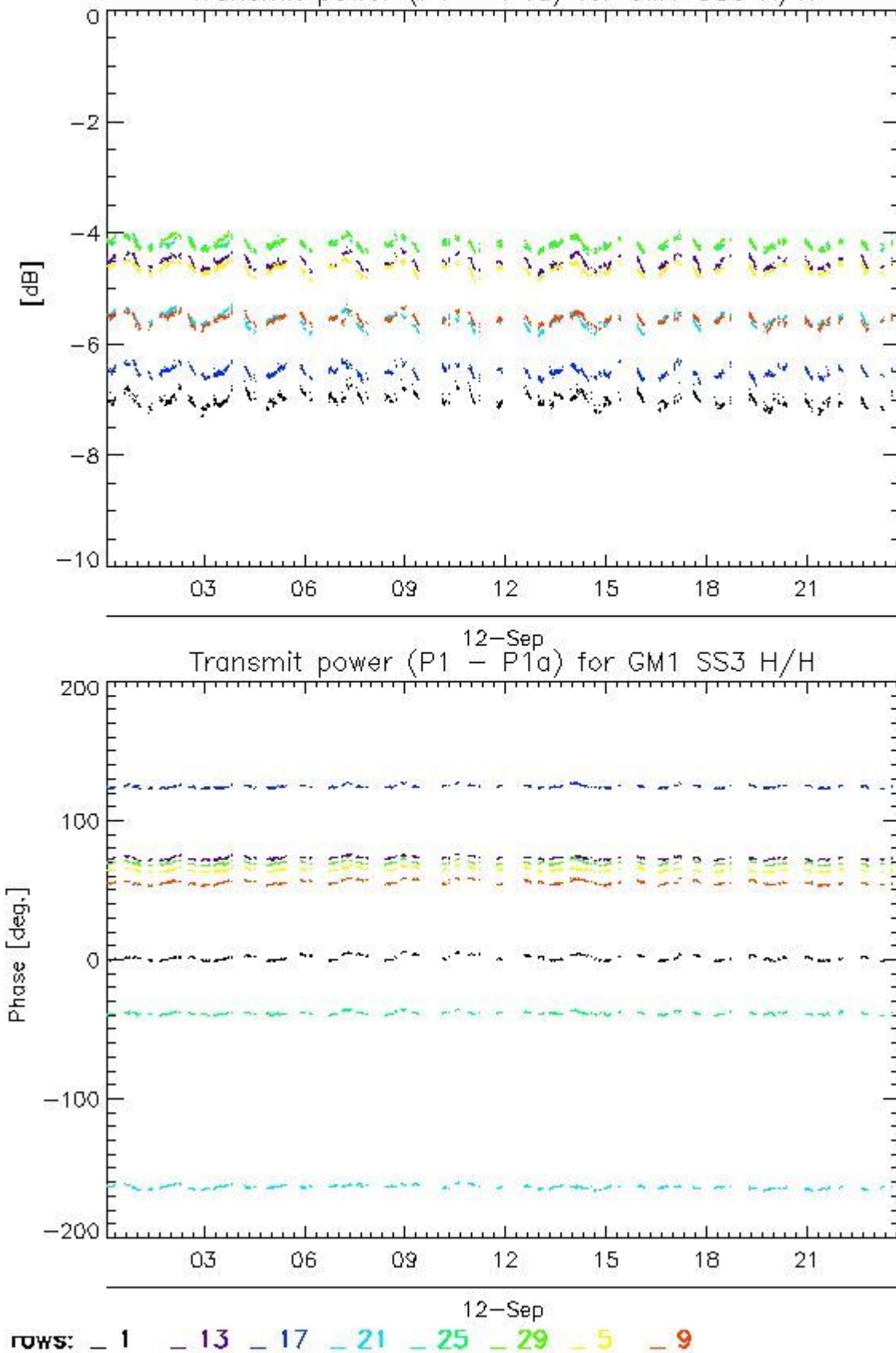
Rows: [2/6/10/14/18/22/26/30] [3/7/11/15/19/23/27/31] [4/8/12/16/20/24/28/32]



Calibration pulses for GM1 SS3 H/H



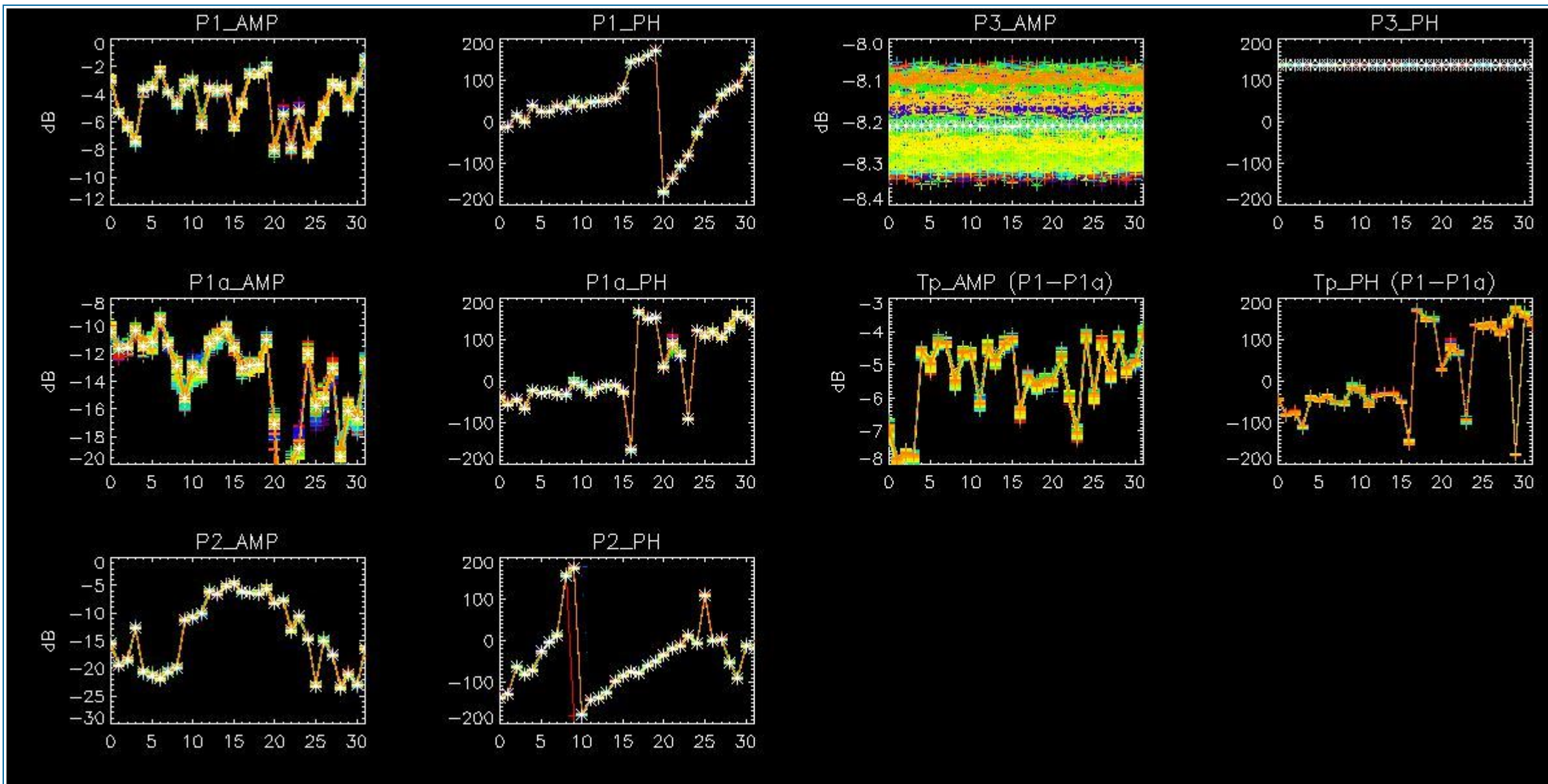
Transmit power (P1 - P1a) for GM1 SS3 H/H



#### 4.2.2 - All Rows Analysis for GM1 SS3 H/H

[ [BACK TO MENU](#) ]





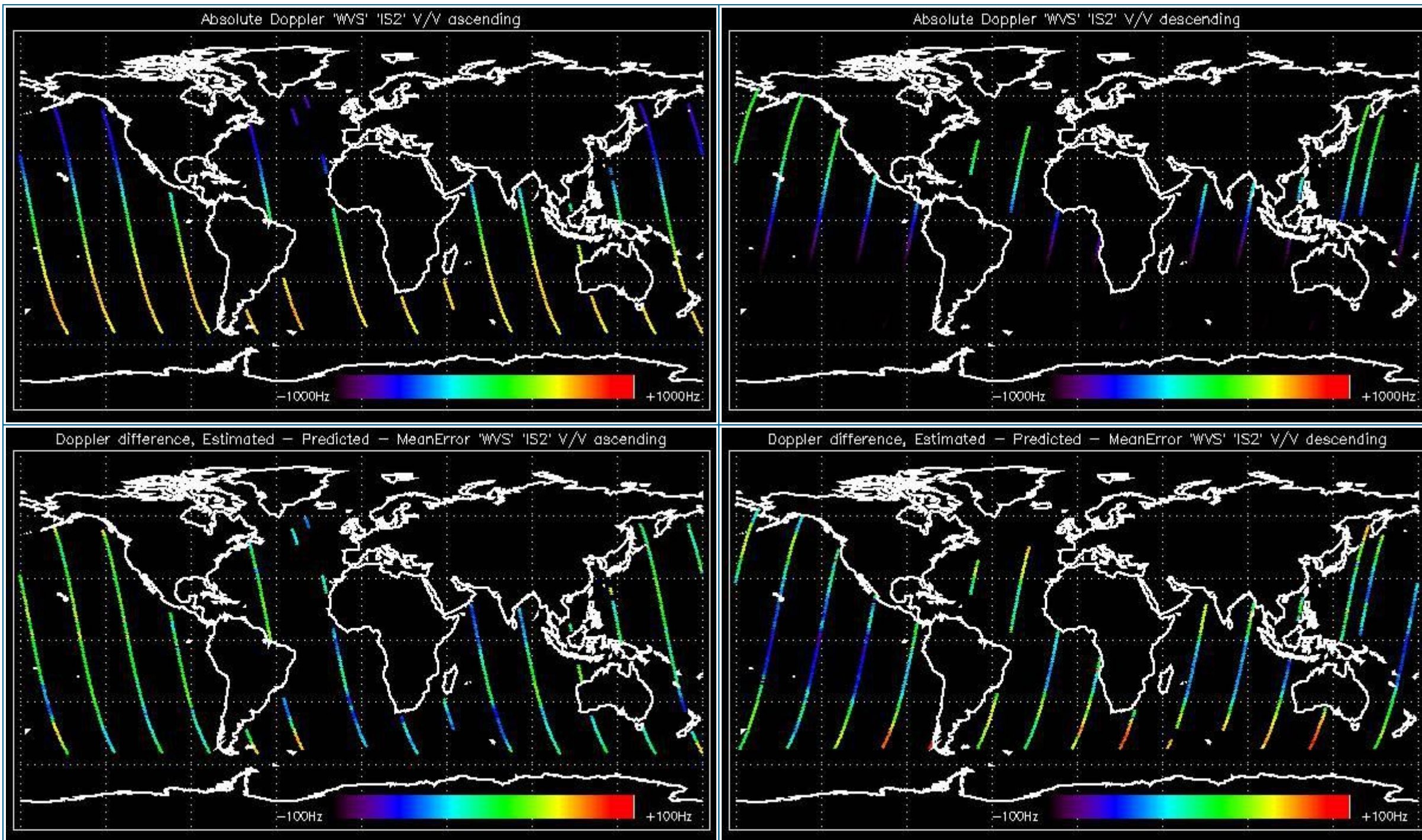
## 5 - DOPPLER ANALYSIS

### 5.1 - Analysis for WVS IS2 V/V

#### 5.1.1 - Doppler MAP Analysis for WVS IS2 V/V

[ [BACK TO MENU](#) ]

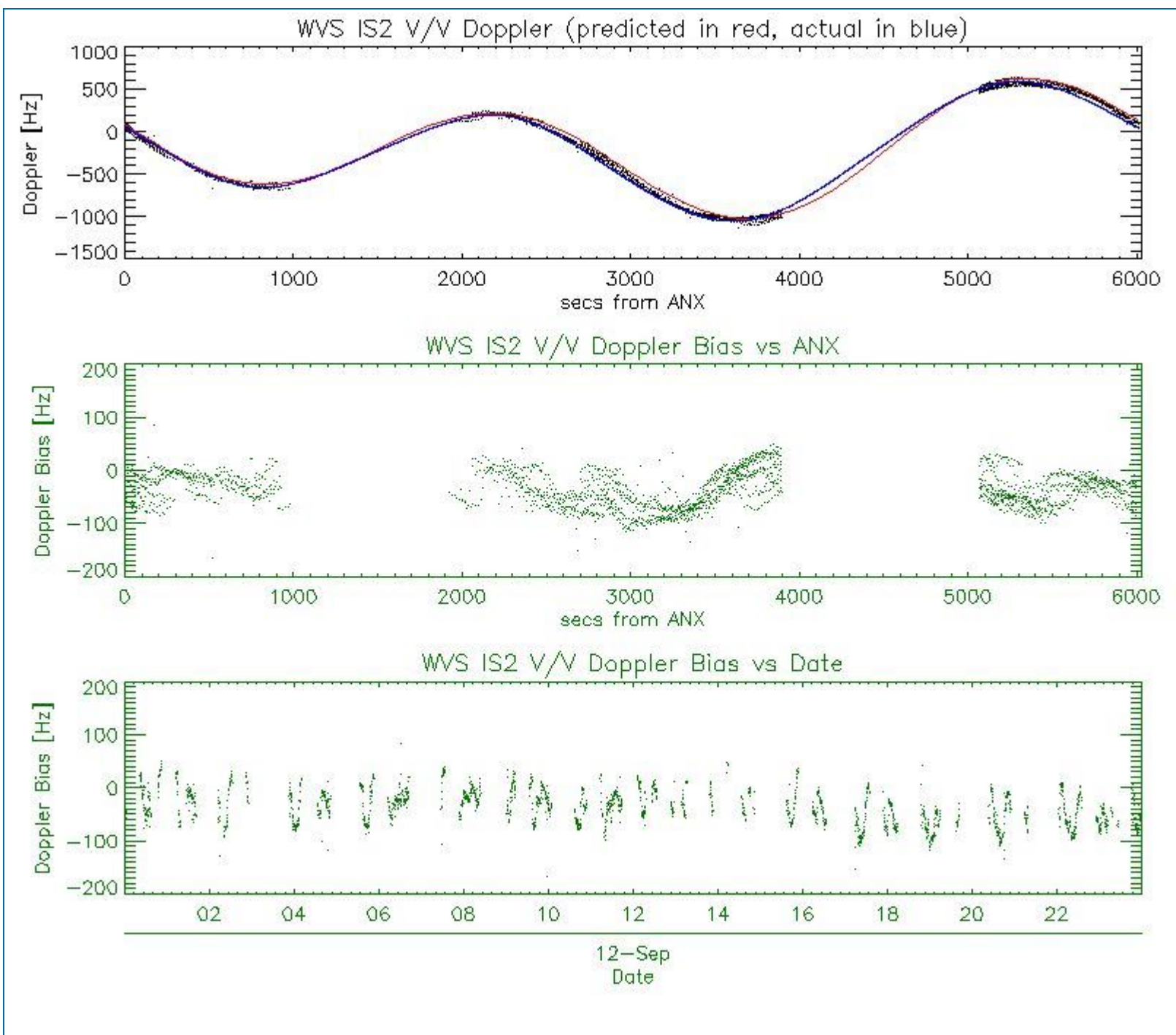




### 5.1.2 - Doppler ANX Analysis for WVS IS2 V/V

[ [BACK TO MENU](#) ]



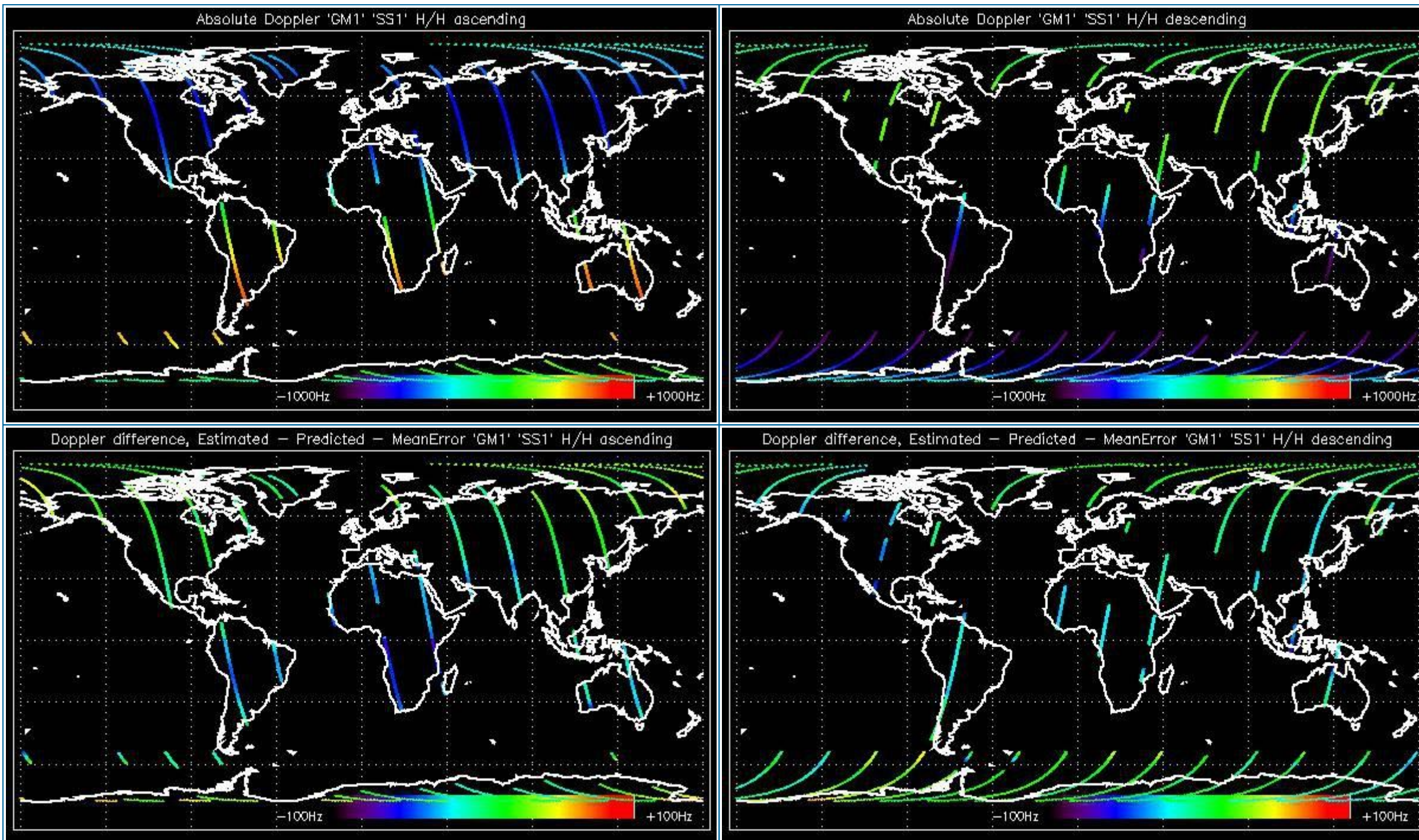


## 5.2 - Analysis for GM1 SS1 H/H

### 5.2.1 - Doppler MAP Analysis for GM1 SS1 H/H

[ [BACK TO MENU](#) ]

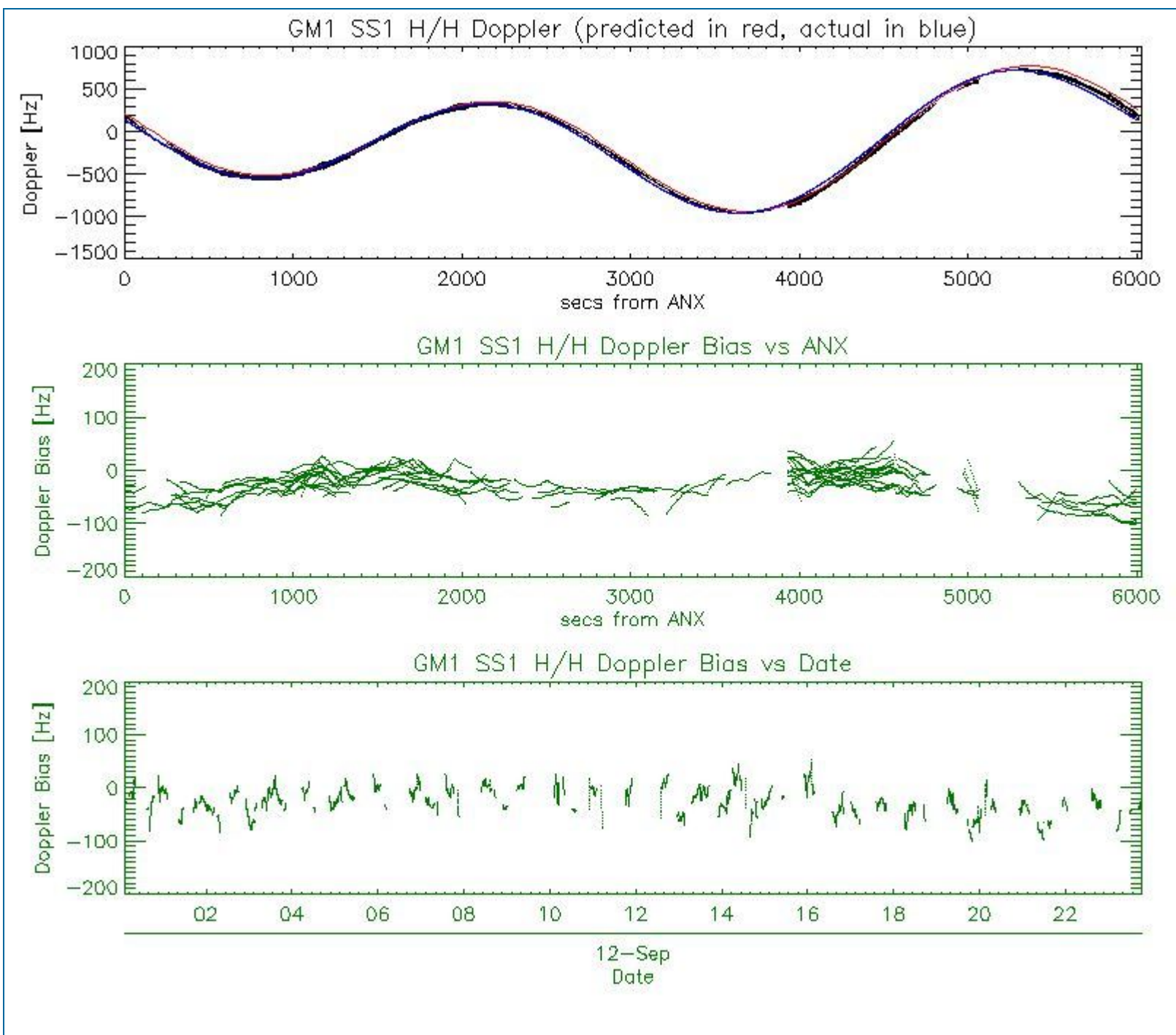




### 5.2.2 - Doppler ANX Analysis for GM1 SS1 H/H

[ [BACK TO MENU](#) ]

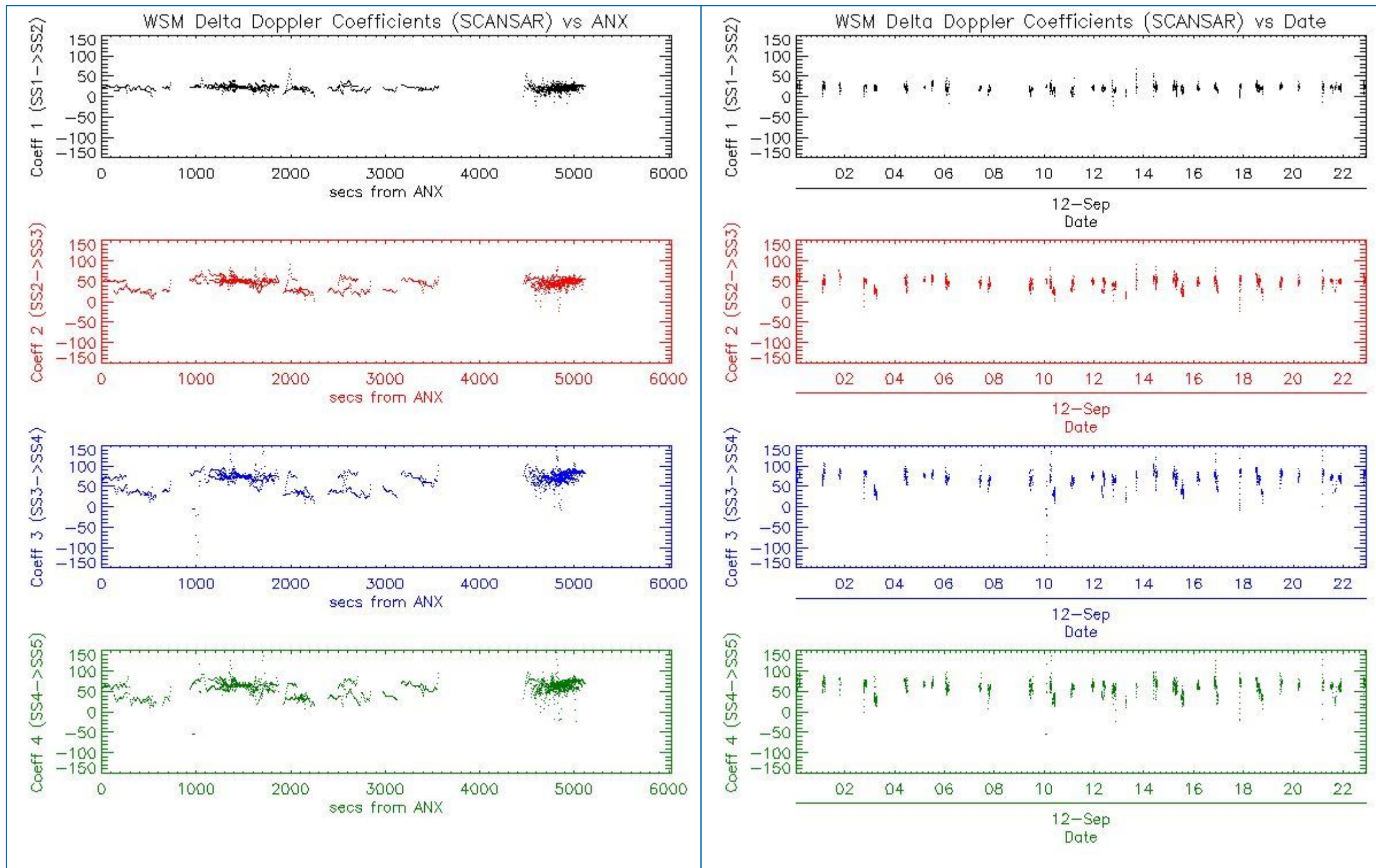




### 5.3 - Doppler JUMPS Analysis for WSM

[ [BACK TO MENU](#) ]





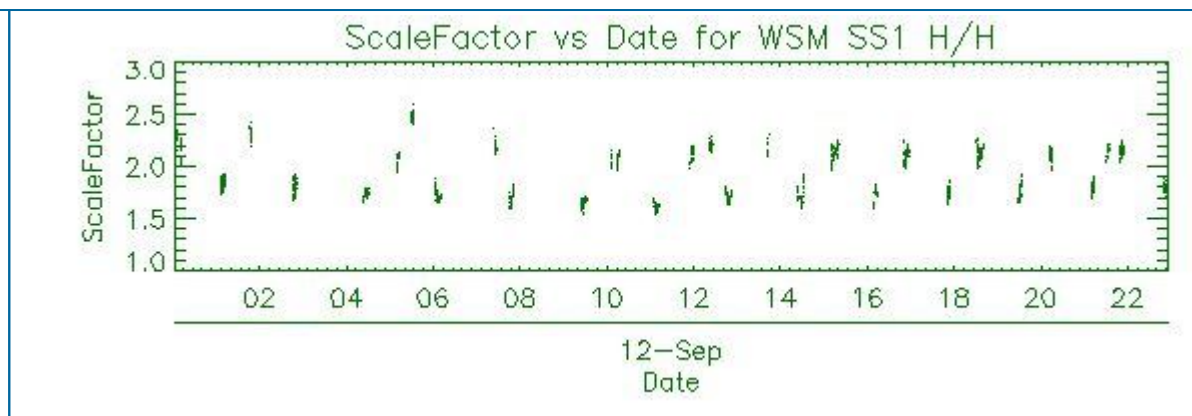
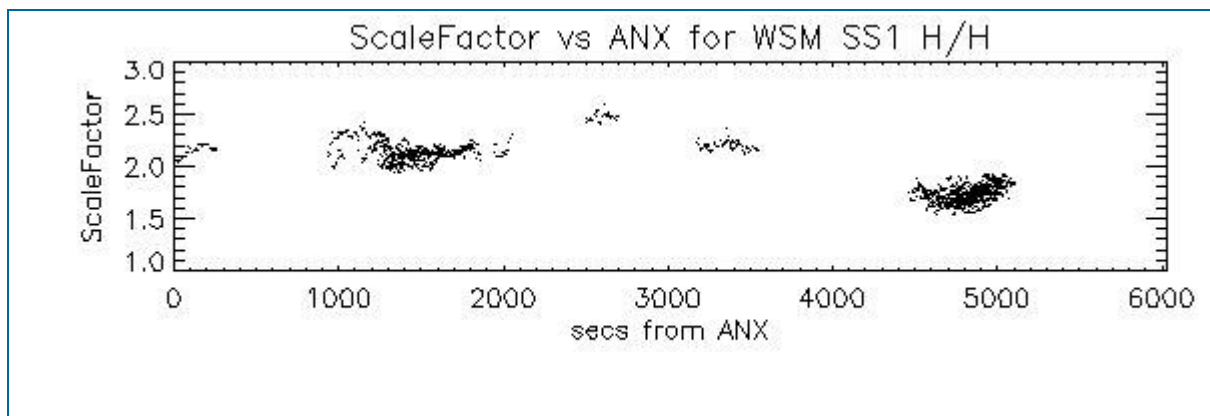
## 6 - CHIRP ANALYSIS

### 6.1 - Analysis for WSM SS1 H/H

#### 6.1.1 - ScaleFactor

[ [BACK TO MENU](#) ]

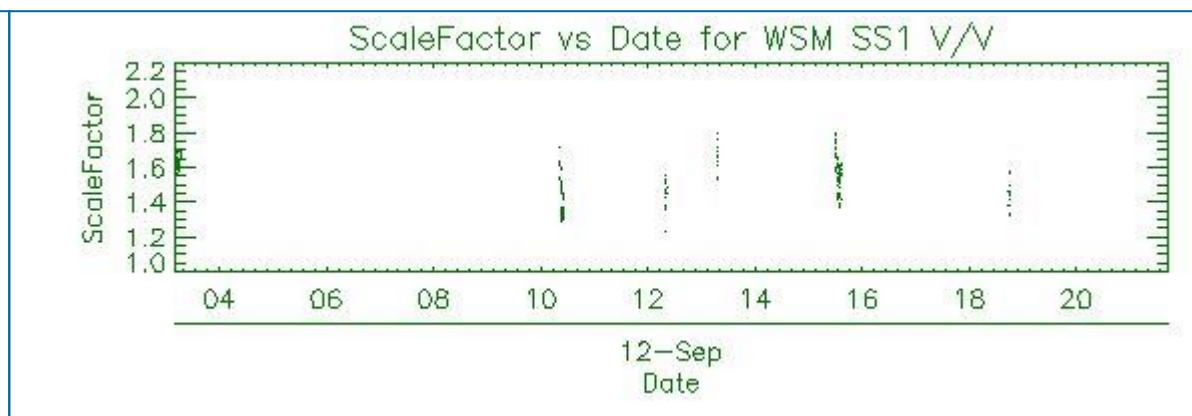
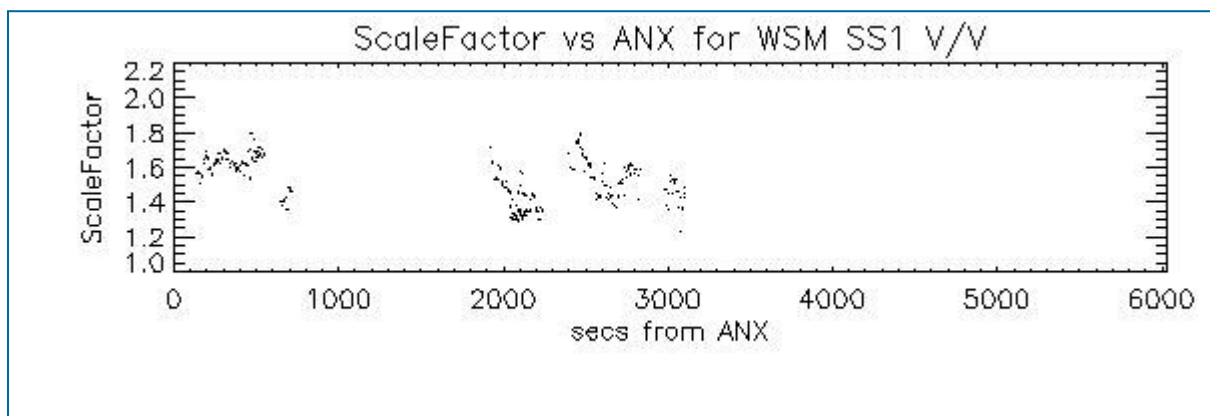




## 6.2 - Analysis for WSM SS1 V/V

### 6.2.1 - ScaleFactor

[ [BACK TO MENU](#) ]



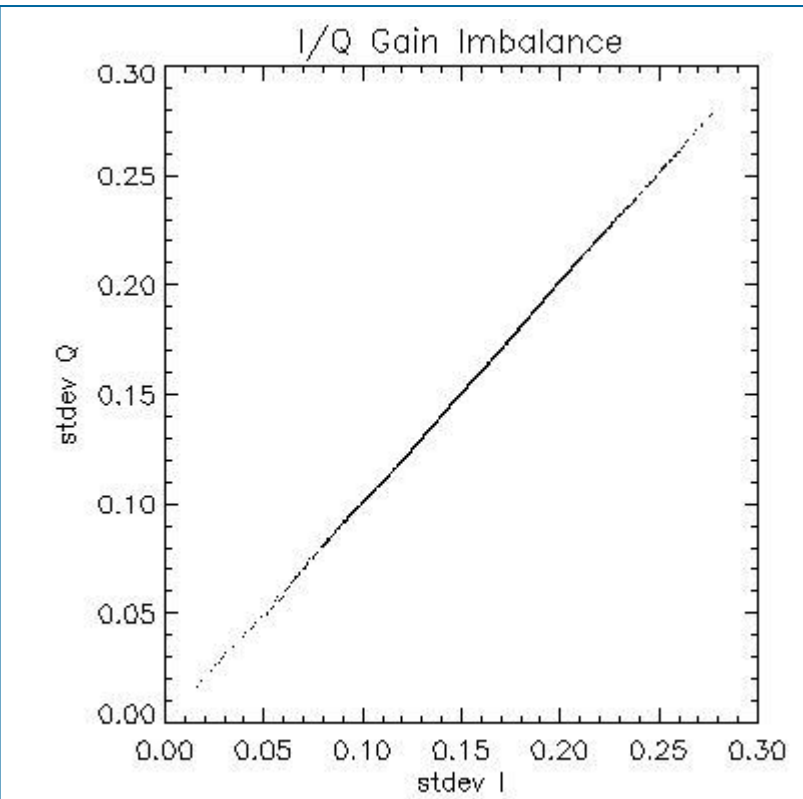
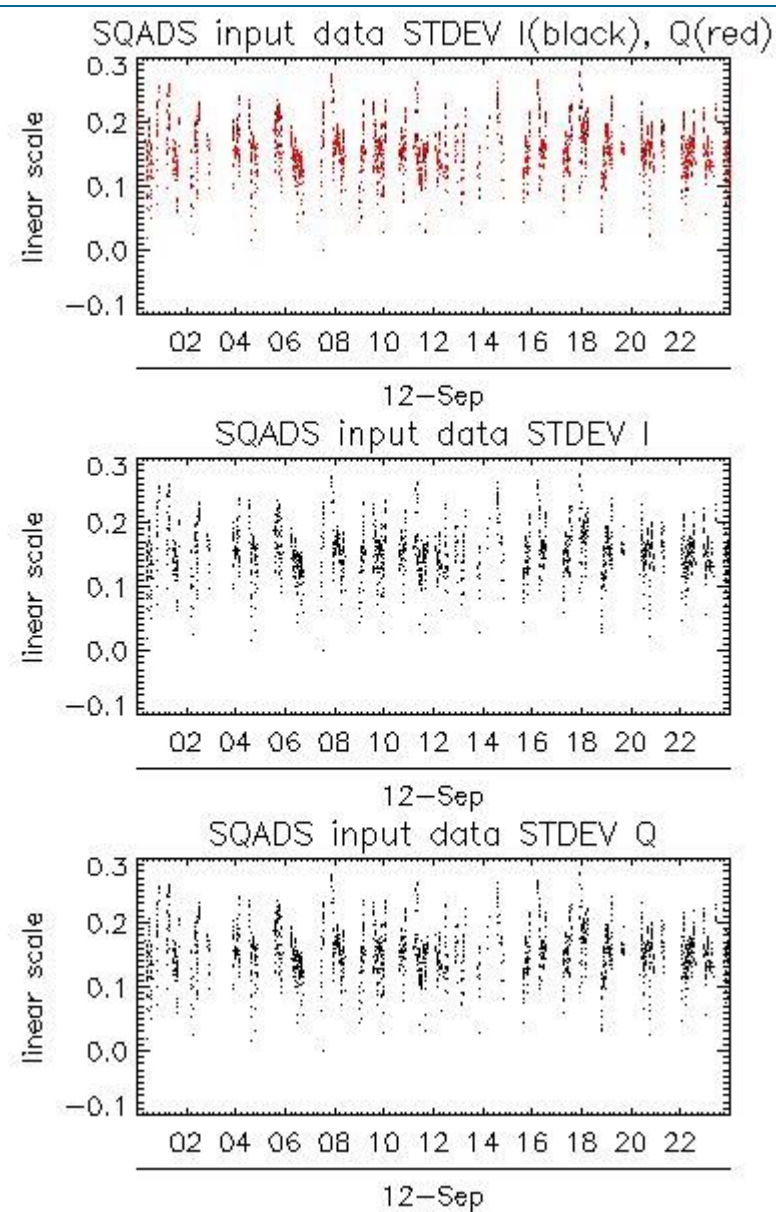
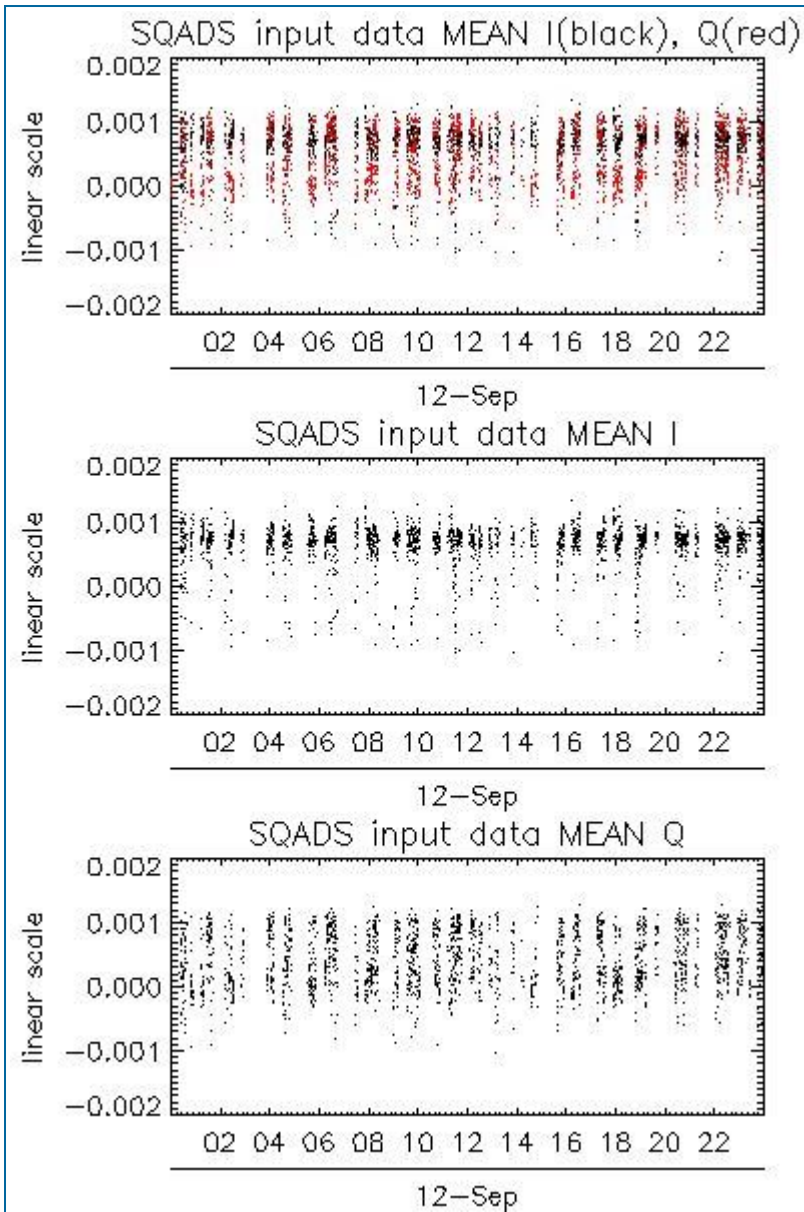
## 7 - RAW DATA ANALYSIS

### 7.1 - Analysis for WVS

[ [BACK TO MENU](#) ]

--	--	--	--



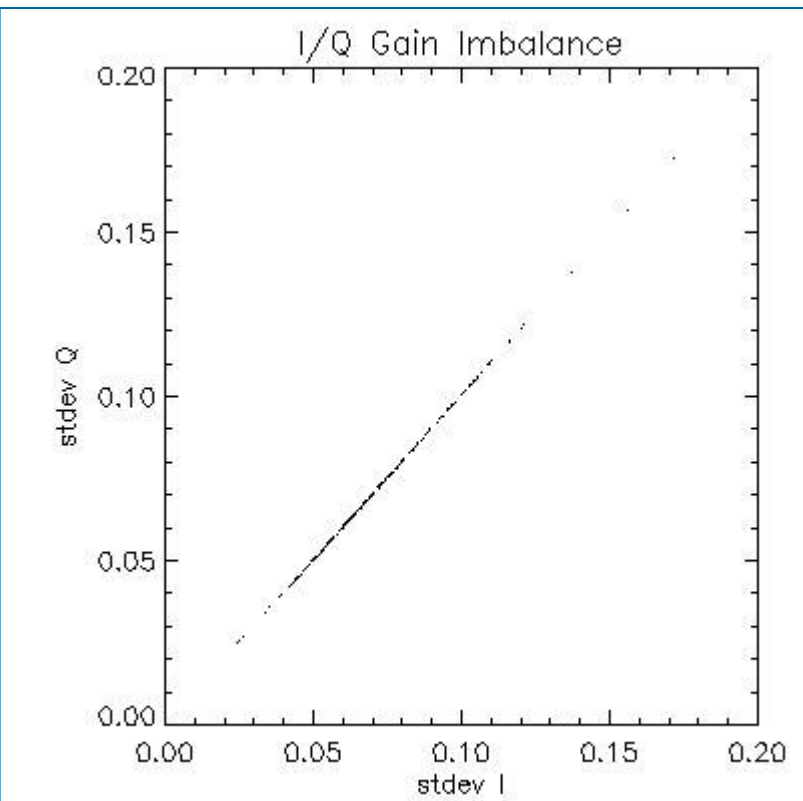
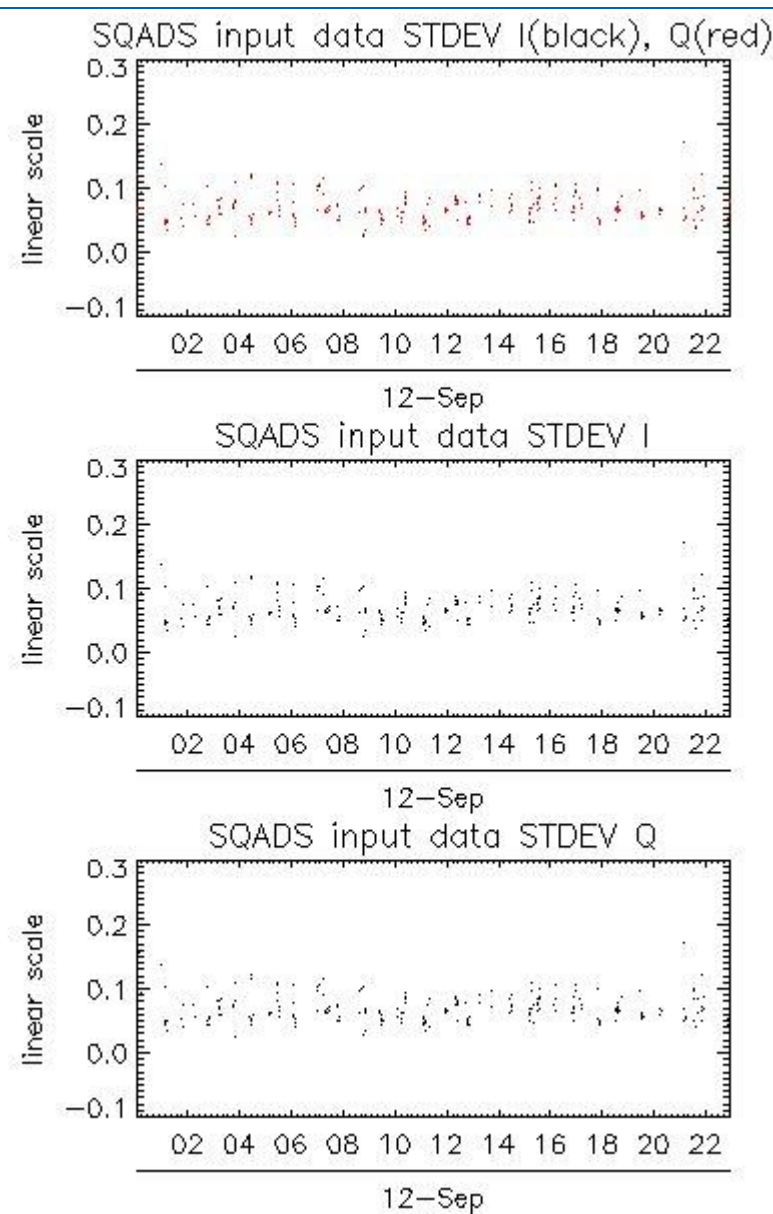
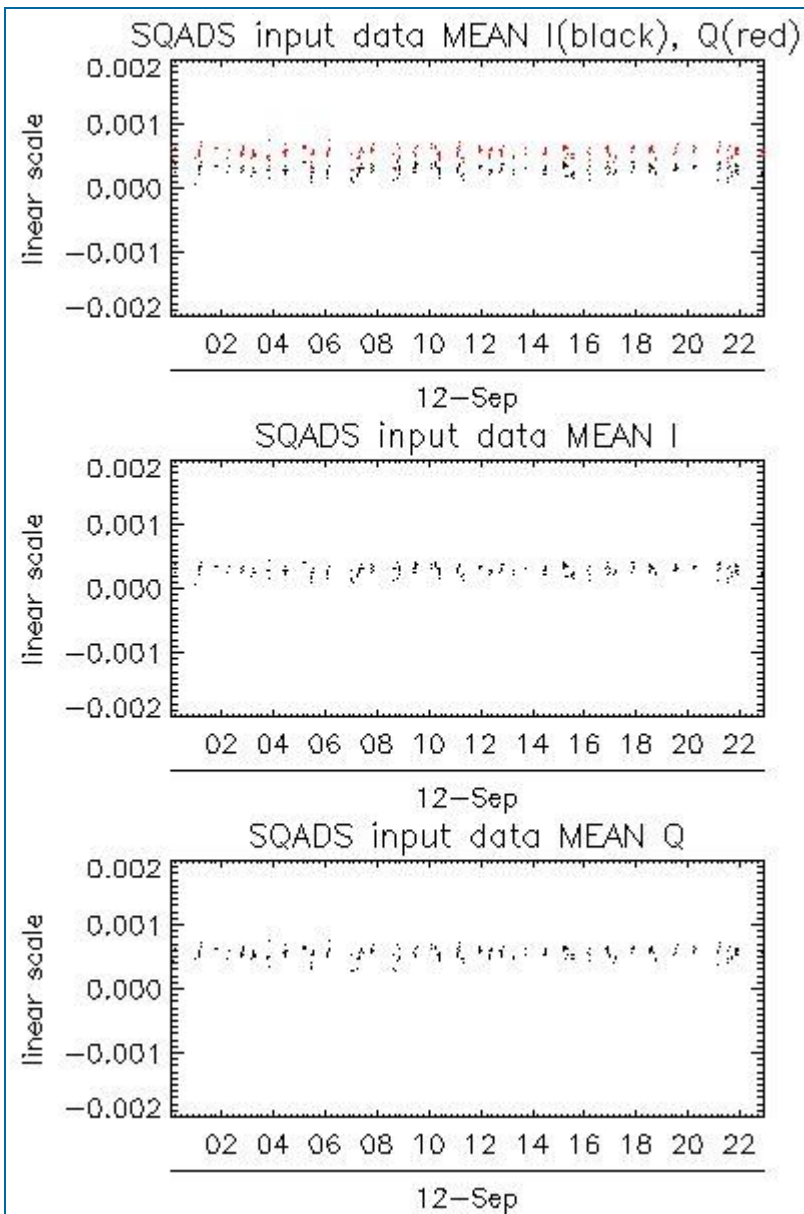


Channel	Statistics	DSS-B
MEAN I	mean	0.000634678
	stdev	1.29070e-07
MEAN Q	mean	0.000432015
	stdev	1.96280e-07
Channel	Statistics	DSS-B
STDEV I	mean	0.155183
	stdev	0.00151676
STDEV Q	mean	0.155823
	stdev	0.00154972

## 7.2 - Analysis for IMM

[ [BACK TO MENU](#) ]





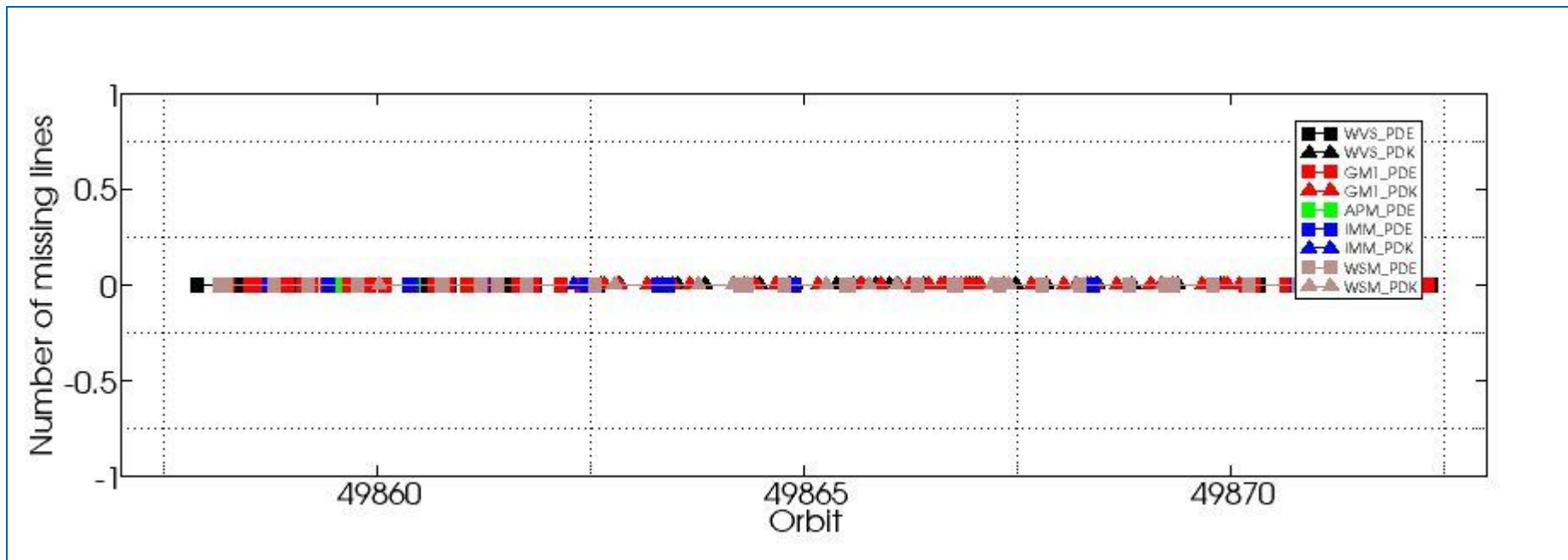
Channel	Statistics	DSS-B
MEAN I	mean	0.000289642
	stdev	5.09420e-09
MEAN Q	mean	0.000558869
	stdev	7.50408e-09
Channel	Statistics	DSS-B
STDEV I	mean	0.0698904
	stdev	0.000479342
STDEV Q	mean	0.0702015
	stdev	0.000484544

## 8 - TELEMETRY ANALYSIS

### 8.1 - Number of Missing lines

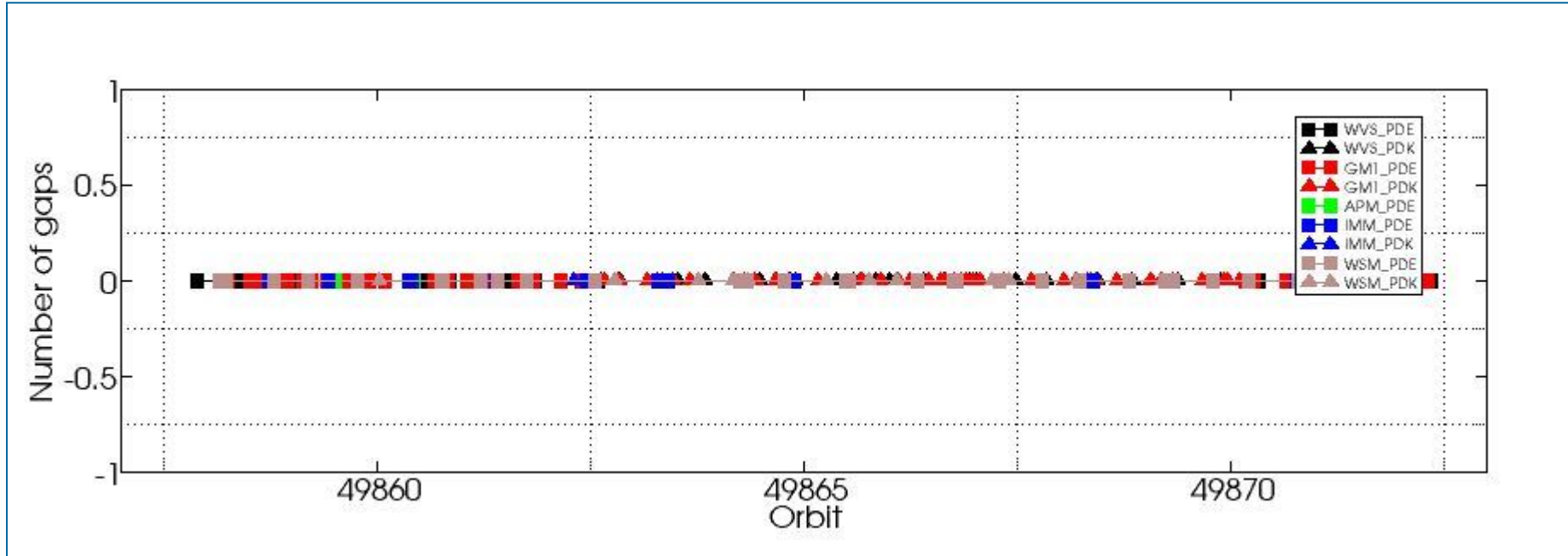
[ BACK TO MENU ]





## 8.2 - Number of Gaps

[\[ BACK TO MENU \]](#)



```
#####  
ASAR DAILY REPORT for 110912  
#####
```

```
MODE: DAILY  
ANALYSIS: ALL  
DATE: 2011-09-12 00:00:00
```

```
Analysis will be performed from 2011-09-12 00:00:00 to 2011-09-12 23:59:59  
Results will be exported to the directory: ./RESULTS/DAILY/_110912/
```

```
DATA SUMMARY  
#####  
Summary will be performed from 2011-09-12 00:00:00 to 2011-09-12 23:59:59  
Results will be exported to the directory: ./RESULTS/DAILY/_110912/DATA_SUMMARY
```

```
Creating directory ./RESULTS/DAILY/_110912/DATA_SUMMARY...  
Writing file ./RESULTS/DAILY/_110912/DATA_SUMMARY/Data_summary.html...
```

```
*****  
Getting WVS products list from 2011-09-12 00:00:00 to 2011-09-12 23:59:59...  
Writing file ./RESULTS/DAILY/_110912/DATA_SUMMARY/List_WVS_products_used.xls...  
Writing file ./RESULTS/DAILY/_110912/DATA_SUMMARY/List_WVS_products_used.txt...
```

```
*****  
Getting GM1 products list from 2011-09-12 00:00:00 to 2011-09-12 23:59:59...  
Writing file ./RESULTS/DAILY/_110912/DATA_SUMMARY/List_GM1_products_used.xls...  
Writing file ./RESULTS/DAILY/_110912/DATA_SUMMARY/List_GM1_products_used.txt...
```

```
*****  
Getting APM products list from 2011-09-12 00:00:00 to 2011-09-12 23:59:59...  
Writing file ./RESULTS/DAILY/_110912/DATA_SUMMARY/List_APM_products_used.xls...  
Writing file ./RESULTS/DAILY/_110912/DATA_SUMMARY/List_APM_products_used.txt...
```

```
*****  
Getting IMM products list from 2011-09-12 00:00:00 to 2011-09-12 23:59:59...  
Writing file ./RESULTS/DAILY/_110912/DATA_SUMMARY/List_IMM_products_used.xls...  
Writing file ./RESULTS/DAILY/_110912/DATA_SUMMARY/List_IMM_products_used.txt...
```

```
*****  
Getting WSM products list from 2011-09-12 00:00:00 to 2011-09-12 23:59:59...  
Writing file ./RESULTS/DAILY/_110912/DATA_SUMMARY/List_WSM_products_used.xls...  
Writing file ./RESULTS/DAILY/_110912/DATA_SUMMARY/List_WSM_products_used.txt...
```

```
*****  
Getting MS products list from 2011-09-12 00:00:00 to 2011-09-12 23:59:59...  
Writing file ./RESULTS/DAILY/_110912/DATA_SUMMARY/List_MS_products_used.xls...  
Writing file ./RESULTS/DAILY/_110912/DATA_SUMMARY/List_MS_products_used.txt...
```

```
DATA SUMMARY completed  
#####
```

```
AUXILIARY FILES ANALYSIS  
#####  
Analysis will be performed from 2011-09-12 00:00:00 to 2011-09-12 23:59:59  
Results will be exported to the directory: ./RESULTS/DAILY/_110912/AUXILIARY
```

```
Creating directory ./RESULTS/DAILY/_110912/AUXILIARY...
```

```
*****  
Looking for the IECF operational ADFs list...
```



ADF filter 20110912\*current\_3\_IECF\_ADFs.txt  
No IECF ADFs list available for the selected period...

Writing file ./RESULTS/DAILY/\_110912/AUXILIARY/ASAR\_ADFs\_IECF\_List3.html...

AUXILIARY FILES ANALYSIS completed  
#####

MODULE STEPPING ANALYSIS  
#####  
Analysis will be performed from 2011-09-12 00:00:00 to 2011-09-12 23:59:59  
Results will be exported to the directory: ./RESULTS/DAILY/\_110912/MODULE\_STEPPING

Creating directory ./RESULTS/DAILY/\_110912/MODULE\_STEPPING...  
Creating directory ./RESULTS/DAILY/\_110912/MODULE\_STEPPING/FIRST\_REFERENCE...  
Creating directory ./RESULTS/DAILY/\_110912/MODULE\_STEPPING/SECOND\_REFERENCE...  
Creating directory ./RESULTS/DAILY/\_110912/MODULE\_STEPPING/PREVIOUS\_PRODUCT\_REFERENCE...  
Deleting old files...

\*\*\*\*\*  
\*\*\*\*\*  
Creating images comparing with second reference...

Exporting results to the directory ../../RESULTS/DAILY/\_110912/MODULE\_STEPPING/SECOND\_REFERENCE...

Polarization: H  
Reference product: ASA\_MS\_\_0PNPDK20010209\_135042\_0000009A024\_00180\_11700\_0052.N1  
Test product: ASA\_MS\_\_0PNPDK20110912\_105546\_000000163106\_00281\_49864\_0769.N1  
H  
H

../../RESULTS/DAILY/\_110912/MODULE\_STEPPING/SECOND\_REFERENCE/TGH\_20110912\_105546-20010209\_135042.png  
../../RESULTS/DAILY/\_110912/MODULE\_STEPPING/SECOND\_REFERENCE/TPH\_20110912\_105546-20010209\_135042.png  
../../RESULTS/DAILY/\_110912/MODULE\_STEPPING/SECOND\_REFERENCE/RGH\_20110912\_105546-20010209\_135042.png  
../../RESULTS/DAILY/\_110912/MODULE\_STEPPING/SECOND\_REFERENCE/RPH\_20110912\_105546-20010209\_135042.png

Polarization: V  
Reference product: ASA\_MS\_\_0PNPDK20010209\_140823\_0000009A024\_00180\_11700\_0054.N1  
Test product: ASA\_MS\_\_0PNPDK20110912\_123600\_000000163106\_00282\_49865\_0770.N1  
V  
V

../../RESULTS/DAILY/\_110912/MODULE\_STEPPING/SECOND\_REFERENCE/TGV\_20110912\_123600-20010209\_140823.png  
../../RESULTS/DAILY/\_110912/MODULE\_STEPPING/SECOND\_REFERENCE/TPV\_20110912\_123600-20010209\_140823.png  
../../RESULTS/DAILY/\_110912/MODULE\_STEPPING/SECOND\_REFERENCE/RGV\_20110912\_123600-20010209\_140823.png  
../../RESULTS/DAILY/\_110912/MODULE\_STEPPING/SECOND\_REFERENCE/RPV\_20110912\_123600-20010209\_140823.png

\*\*\*\*\*  
\*\*\*\*\*  
Creating images comparing with previous product reference...

Exporting results to the directory ../../RESULTS/DAILY/\_110912/MODULE\_STEPPING/PREVIOUS\_PRODUCT\_REFERENCE...

Polarization: H  
Reference product: ASA\_MS\_\_0PNPDK20110911\_113230\_000000163106\_00267\_49850\_0767.N1  
Test product: ASA\_MS\_\_0PNPDK20110912\_105546\_000000163106\_00281\_49864\_0769.N1  
H  
H

../../RESULTS/DAILY/\_110912/MODULE\_STEPPING/PREVIOUS\_PRODUCT\_REFERENCE/TGH\_20110912\_105546-20110911\_113230.png  
../../RESULTS/DAILY/\_110912/MODULE\_STEPPING/PREVIOUS\_PRODUCT\_REFERENCE/TPH\_20110912\_105546-20110911\_113230.png  
../../RESULTS/DAILY/\_110912/MODULE\_STEPPING/PREVIOUS\_PRODUCT\_REFERENCE/RGH\_20110912\_105546-20110911\_113230.png  
../../RESULTS/DAILY/\_110912/MODULE\_STEPPING/PREVIOUS\_PRODUCT\_REFERENCE/RPH\_20110912\_105546-20110911\_113230.png

Polarization: V  
Reference product: ASA\_MS\_\_0PNPDK20110911\_131244\_000000163106\_00268\_49851\_0768.N1  
Test product: ASA\_MS\_\_0PNPDK20110912\_123600\_000000163106\_00282\_49865\_0770.N1

```
V
V
../RESULTS/DAILY/_110912/MODULE_STEPPING/PREVIOUS_PRODUCT_REFERENCE/TGV_20110912_123600-20110911_131244.png
../RESULTS/DAILY/_110912/MODULE_STEPPING/PREVIOUS_PRODUCT_REFERENCE/TPV_20110912_123600-20110911_131244.png
../RESULTS/DAILY/_110912/MODULE_STEPPING/PREVIOUS_PRODUCT_REFERENCE/RGV_20110912_123600-20110911_131244.png
../RESULTS/DAILY/_110912/MODULE_STEPPING/PREVIOUS_PRODUCT_REFERENCE/RPV_20110912_123600-20110911_131244.png
```

```
MODULE_STEPPING ANALYSIS completed
#####
```

```
CALIBRATION PULSES ANALYSIS
#####
Creating directory ./RESULTS/DAILY/_110912/CALIBRATION_PULSES...
```

```
*****
*****
ALL ROWS Analysis will be performed from 2011-09-12 00:00:00 to 2011-09-12 23:59:59
```

```
Analysing products WVS IS2 V/V
  1      72225      7      72225
Writing image ../RESULTS/DAILY/_110912//CALIBRATION_PULSES/Calibration_pulses_all_rows_WVS_IS2_VV.png...
Analysing products GM1 SS3 H/H
  1      44769      7      44769
Writing image ../RESULTS/DAILY/_110912//CALIBRATION_PULSES/Calibration_pulses_all_rows_GM1_SS3_HH.png...
```

```
*****
*****
TEMPORAL EVOLUTION Analysis will be performed from 2011-09-12 00:00:00 to 2011-09-12 23:59:59
```

```
Analysing products WVS IS2 V/V
Getting calibration pulses data for WVS IS2 V/V from 2011-09-12 00:00:00 to 2011-09-12 23:59:59. Rows: 1/5/9/13/17/21/25/29
Writing file ./RESULTS/DAILY/_110912/CALIBRATION_PULSES/Calibration_pulses_data_WVS_IS2_VV_2011-09-12_1.dat...
Writing ../RESULTS/DAILY/_110912//CALIBRATION_PULSES/Average_P1_P1a_P2_P3_WVS_IS2_VV_1.png...
Writing ../RESULTS/DAILY/_110912//CALIBRATION_PULSES/Transmit_Power_WVS_IS2_VV_1.png...
```

```
Getting calibration pulses data for WVS IS2 V/V from 2011-09-12 00:00:00 to 2011-09-12 23:59:59. Rows: 2/6/10/14/18/22/26/30
Writing file ./RESULTS/DAILY/_110912/CALIBRATION_PULSES/Calibration_pulses_data_WVS_IS2_VV_2011-09-12_2.dat...
Writing ../RESULTS/DAILY/_110912//CALIBRATION_PULSES/Average_P1_P1a_P2_P3_WVS_IS2_VV_2.png...
Writing ../RESULTS/DAILY/_110912//CALIBRATION_PULSES/Transmit_Power_WVS_IS2_VV_2.png...
```

```
Getting calibration pulses data for WVS IS2 V/V from 2011-09-12 00:00:00 to 2011-09-12 23:59:59. Rows: 3/7/11/15/19/23/27/31
Writing file ./RESULTS/DAILY/_110912/CALIBRATION_PULSES/Calibration_pulses_data_WVS_IS2_VV_2011-09-12_3.dat...
Writing ../RESULTS/DAILY/_110912//CALIBRATION_PULSES/Average_P1_P1a_P2_P3_WVS_IS2_VV_3.png...
Writing ../RESULTS/DAILY/_110912//CALIBRATION_PULSES/Transmit_Power_WVS_IS2_VV_3.png...
```

```
Getting calibration pulses data for WVS IS2 V/V from 2011-09-12 00:00:00 to 2011-09-12 23:59:59. Rows: 4/8/12/16/20/24/28/32
Writing file ./RESULTS/DAILY/_110912/CALIBRATION_PULSES/Calibration_pulses_data_WVS_IS2_VV_2011-09-12_4.dat...
Writing ../RESULTS/DAILY/_110912//CALIBRATION_PULSES/Average_P1_P1a_P2_P3_WVS_IS2_VV_4.png...
Writing ../RESULTS/DAILY/_110912//CALIBRATION_PULSES/Transmit_Power_WVS_IS2_VV_4.png...
```

```
Analysing products GM1 SS3 H/H
Getting calibration pulses data for GM1 SS3 H/H from 2011-09-12 00:00:00 to 2011-09-12 23:59:59. Rows: 1/5/9/13/17/21/25/29
Writing file ./RESULTS/DAILY/_110912/CALIBRATION_PULSES/Calibration_pulses_data_GM1_SS3_HH_2011-09-12_1.dat...
Writing ../RESULTS/DAILY/_110912//CALIBRATION_PULSES/Average_P1_P1a_P2_P3_GM1_SS3_HH_1.png...
Writing ../RESULTS/DAILY/_110912//CALIBRATION_PULSES/Transmit_Power_GM1_SS3_HH_1.png...
```

```
Getting calibration pulses data for GM1 SS3 H/H from 2011-09-12 00:00:00 to 2011-09-12 23:59:59. Rows: 2/6/10/14/18/22/26/30
Writing file ./RESULTS/DAILY/_110912/CALIBRATION_PULSES/Calibration_pulses_data_GM1_SS3_HH_2011-09-12_2.dat...
```

Writing ../../RESULTS/DAILY/\_110912//CALIBRATION\_PULSES/Average\_P1\_P1a\_P2\_P3\_GM1\_SS3\_HH\_2.png...  
Writing ../../RESULTS/DAILY/\_110912//CALIBRATION\_PULSES/Transmit\_Power\_GM1\_SS3\_HH\_2.png...

Getting calibration pulses data for GM1 SS3 H/H from 2011-09-12 00:00:00 to 2011-09-12 23:59:59. Rows: 3/7/11/15/19/23/27/31  
Writing file ./RESULTS/DAILY/\_110912/CALIBRATION\_PULSES/Calibration\_pulses\_data\_GM1\_SS3\_HH\_2011-09-12\_3.dat...  
Writing ../../RESULTS/DAILY/\_110912//CALIBRATION\_PULSES/Average\_P1\_P1a\_P2\_P3\_GM1\_SS3\_HH\_3.png...  
Writing ../../RESULTS/DAILY/\_110912//CALIBRATION\_PULSES/Transmit\_Power\_GM1\_SS3\_HH\_3.png...

Getting calibration pulses data for GM1 SS3 H/H from 2011-09-12 00:00:00 to 2011-09-12 23:59:59. Rows: 4/8/12/16/20/24/28/32  
Writing file ./RESULTS/DAILY/\_110912/CALIBRATION\_PULSES/Calibration\_pulses\_data\_GM1\_SS3\_HH\_2011-09-12\_4.dat...  
Writing ../../RESULTS/DAILY/\_110912//CALIBRATION\_PULSES/Average\_P1\_P1a\_P2\_P3\_GM1\_SS3\_HH\_4.png...  
Writing ../../RESULTS/DAILY/\_110912//CALIBRATION\_PULSES/Transmit\_Power\_GM1\_SS3\_HH\_4.png...

CALIBRATION PULSES ANALYSIS completed  
#####

DOPPLER ANALYSIS  
#####  
Creating directory ./RESULTS/DAILY/\_110912/DOPPLER...

\*\*\*\*\*  
\*\*\*\*\*  
DOPPLER ANX Analysis will be performed from 2011-09-12 00:00:00 to 2011-09-12 23:59:59

Analysing products WVS IS2 V/V  
Getting doppler data for WVS IS2 V/V from 2011-09-12 00:00:00 to 2011-09-12 23:59:59...  
Writing file ./RESULTS/DAILY/\_110912/DOPPLER/Doppler\_data\_WVS\_IS2\_VV\_2011-09-12.dat...  
Running IDL program...  
Writing file ../../RESULTS/DAILY/\_110912/DOPPLER/DOPPLER\_ANX\_WVS\_IS2\_VV.png...

Analysing products GM1 SS1 H/H  
Getting doppler data for GM1 SS1 H/H from 2011-09-12 00:00:00 to 2011-09-12 23:59:59...  
Writing file ./RESULTS/DAILY/\_110912/DOPPLER/Doppler\_data\_GM1\_SS1\_HH\_2011-09-12.dat...  
Running IDL program...  
Writing file ../../RESULTS/DAILY/\_110912/DOPPLER/DOPPLER\_ANX\_GM1\_SS1\_HH.png...

\*\*\*\*\*  
\*\*\*\*\*  
DOPPLER JUMPS Analysis will be performed on WSM products from 2011-09-12 00:00:00 to 2011-09-12 23:59:59

Analysing by default products WSM  
Getting doppler jumps data for WSM from 2011-09-12 00:00:00 to 2011-09-12 23:59:59...  
Writing file ./RESULTS/DAILY/\_110912/DOPPLER/Doppler\_Jumps\_data\_WSM\_2011-09-12.dat...  
Running IDL program...  
Writing file ../../RESULTS/DAILY/\_110912/DOPPLER/DOPPLER\_JUMPS\_ANX\_WSM.png...  
Writing file ../../RESULTS/DAILY/\_110912/DOPPLER/DOPPLER\_JUMPS\_Date\_WSM.png...

\*\*\*\*\*  
\*\*\*\*\*  
DOPPLER MAP Analysis will be performed from 2011-09-12 00:00:00 to 2011-09-12 23:59:59

Analysing products WVS IS2 V/V

1116  
Loading predicted doppler values....  
./PREDICTED\_DOPPLER/doppler.WV\_2  
87.7758  
10.5846

-66.5771  
-142.520  
-216.086  
-286.172  
-351.735  
-411.816  
-465.557  
-512.209  
-551.146  
-581.874  
-604.040  
-617.434  
-621.993  
-617.804  
-605.099  
-584.252  
-555.770  
-520.289  
-478.560  
-431.434  
-379.856  
-324.838  
-267.455  
-208.814  
-150.050  
-92.2908  
-36.6568  
15.7690  
63.9616  
106.958  
143.888  
173.973  
196.555  
211.098  
217.196  
214.587  
203.150  
182.918  
154.068  
116.919  
71.9387  
19.7218  
-39.0043  
-103.408  
-172.552  
-245.410  
-320.887  
-397.839  
-475.084  
-551.423  
-625.659  
-696.616  
-763.167  
-824.227  
-878.795  
-925.960  
-964.912  
-994.961  
-1015.54  
-1026.24  
-1026.75  
-1016.96  
-996.863  
-966.640  
-926.597  
-877.190  
-819.014  
-752.784



-679.341  
-599.625  
-514.669  
-425.588  
-333.549  
-239.763  
-145.472  
-51.9192  
39.6591  
128.055  
212.107  
290.720  
362.878  
427.653  
484.231  
531.914  
570.135  
598.464  
616.615  
624.452  
621.987  
609.384  
586.949  
555.141  
514.541  
465.868  
409.943  
347.705  
280.167  
208.420  
133.607  
87.7758

Phase: descending

Found data...

Computing mean error doppler estimated-predicted...

Mean error = -39.718521 Hz

Writing file ../../RESULTS/DAILY/\_110912//DOPPLER/DOPPLER\_Estimated-Predicted-MeanError\_WVS\_IS2\_VV\_desc.jpg...

Writing file ../../RESULTS/DAILY/\_110912//DOPPLER/DOPPLER\_Absolute\_WVS\_IS2\_VV\_desc.jpg...

\*\*\*\*\*

1143

Loading predicted doppler values....

./PREDICTED\_DOPPLER/doppler.WV\_2

87.7758  
10.5846  
-66.5771  
-142.520  
-216.086  
-286.172  
-351.735  
-411.816  
-465.557  
-512.209  
-551.146  
-581.874  
-604.040  
-617.434  
-621.993  
-617.804  
-605.099  
-584.252  
-555.770  
-520.289  
-478.560  
-431.434  
-379.856  
-324.838

-267.455  
-208.814  
-150.050  
-92.2908  
-36.6568  
15.7690  
63.9616  
106.958  
143.888  
173.973  
196.555  
211.098  
217.196  
214.587  
203.150  
182.918  
154.068  
116.919  
71.9387  
19.7218  
-39.0043  
-103.408  
-172.552  
-245.410  
-320.887  
-397.839  
-475.084  
-551.423  
-625.659  
-696.616  
-763.167  
-824.227  
-878.795  
-925.960  
-964.912  
-994.961  
-1015.54  
-1026.24  
-1026.75  
-1016.96  
-996.863  
-966.640  
-926.597  
-877.190  
-819.014  
-752.784  
-679.341  
-599.625  
-514.669  
-425.588  
-333.549  
-239.763  
-145.472  
-51.9192  
39.6591  
128.055  
212.107  
290.720  
362.878  
427.653  
484.231  
531.914  
570.135  
598.464  
616.615  
624.452  
621.987  
609.384

586.949  
555.141  
514.541  
465.868  
409.943  
347.705  
280.167  
208.420  
133.607  
87.7758

Phase: ascending

Found data...

Computing mean error doppler estimated-predicted...

Mean error = -33.021959 Hz

Writing file ../../RESULTS/DAILY/\_110912//DOPPLER/DOPPLER\_Estimated-Predicted-MeanError\_WVS\_IS2\_VV\_asc.jpg...

Writing file ../../RESULTS/DAILY/\_110912//DOPPLER/DOPPLER\_Absolute\_WVS\_IS2\_VV\_asc.jpg...

\*\*\*\*\*

Analysing products GM1 SS1 H/H

2896

Loading predicted doppler values....

./PREDICTED\_DOPPLER/doppler.GM\_1

216.826  
136.479  
56.1549  
-22.9067  
-99.5006  
-172.474  
-240.743  
-303.307  
-359.271  
-407.856  
-448.408  
-480.415  
-503.506  
-517.465  
-522.225  
-517.876  
-504.660  
-482.966  
-453.319  
-416.384  
-372.939  
-323.868  
-270.156  
-212.854  
-153.080  
-91.9846  
-30.7489  
29.4535  
87.4579  
142.137  
192.422  
237.312  
275.898  
307.370  
331.039  
346.345  
352.861  
350.313  
338.571  
317.665  
287.775  
249.231  
202.516

148.246  
87.1750  
20.1678  
-51.8021  
-127.666  
-206.286  
-286.470  
-366.984  
-446.581  
-524.012  
-598.050  
-667.520  
-731.288  
-788.309  
-837.633  
-878.414  
-909.930  
-931.592  
-942.955  
-943.721  
-933.748  
-913.049  
-881.794  
-840.306  
-789.059  
-728.670  
-659.882  
-583.571  
-500.712  
-412.383  
-319.741  
-224.000  
-126.420  
-28.2956  
69.0819  
164.424  
256.474  
344.022  
425.926  
501.129  
568.661  
627.675  
677.441  
717.367  
747.001  
766.044  
774.352  
771.933  
758.957  
735.740  
702.757  
660.611  
610.049  
551.927  
487.220  
416.983  
342.352  
264.518  
216.826

Phase: descending

Found data...

Computing mean error doppler estimated-predicted...

Mean error = -16.900668 Hz

Writing file ../../RESULTS/DAILY/\_110912//DOPPLER/DOPPLER\_Estimated-Predicted-MeanError\_GM1\_SS1\_HH\_desc.jpg...

Writing file ../../RESULTS/DAILY/\_110912//DOPPLER/DOPPLER\_Absolute\_GM1\_SS1\_HH\_desc.jpg...

\*\*\*\*\*

2689  
Loading predicted doppler values....  
./PREDICTED\_DOPPLER/doppler.GM\_1  
216.826  
136.479  
56.1549  
-22.9067  
-99.5006  
-172.474  
-240.743  
-303.307  
-359.271  
-407.856  
-448.408  
-480.415  
-503.506  
-517.465  
-522.225  
-517.876  
-504.660  
-482.966  
-453.319  
-416.384  
-372.939  
-323.868  
-270.156  
-212.854  
-153.080  
-91.9846  
-30.7489  
29.4535  
87.4579  
142.137  
192.422  
237.312  
275.898  
307.370  
331.039  
346.345  
352.861  
350.313  
338.571  
317.665  
287.775  
249.231  
202.516  
148.246  
87.1750  
20.1678  
-51.8021  
-127.666  
-206.286  
-286.470  
-366.984  
-446.581  
-524.012  
-598.050  
-667.520  
-731.288  
-788.309  
-837.633  
-878.414  
-909.930  
-931.592  
-942.955  
-943.721  
-933.748  
-913.049

-881.794  
-840.306  
-789.059  
-728.670  
-659.882  
-583.571  
-500.712  
-412.383  
-319.741  
-224.000  
-126.420  
-28.2956  
69.0819  
164.424  
256.474  
344.022  
425.926  
501.129  
568.661  
627.675  
677.441  
717.367  
747.001  
766.044  
774.352  
771.933  
758.957  
735.740  
702.757  
660.611  
610.049  
551.927  
487.220  
416.983  
342.352  
264.518  
216.826

Phase: ascending  
Found data...  
Computing mean error doppler estimated-predicted...  
Mean error = -33.563825 Hz  
Writing file ../../RESULTS/DAILY/\_110912//DOPPLER/DOPPLER\_Estimated-Predicted-MeanError\_GM1\_SS1\_HH\_asc.jpg...  
Writing file ../../RESULTS/DAILY/\_110912//DOPPLER/DOPPLER\_Absolute\_GM1\_SS1\_HH\_asc.jpg...

\*\*\*\*\*

DOPPLER ANALYSIS completed  
#####

CHIRP ANALYSIS  
#####  
Creating directory ./RESULTS/DAILY/\_110912/CHIRP...

\*\*\*\*\*  
\*\*\*\*\*  
CHIRP Analysis will be performed from 2011-09-12 00:00:00 to 2011-09-12 23:59:59

Analysing products WSM SS1 H/H  
\*\*\*\*\*  
Getting ScaleFactor data for WSM SS1 H/H from 2011-09-12 00:00:00 to 2011-09-12 23:59:59...  
Writing file ./RESULTS/DAILY/\_110912/CHIRP/ScaleFactor\_data\_WSM\_SS1\_HH\_2011-09-12.dat...  
Running IDL program...

Writing file ../../RESULTS/DAILY/\_110912/CHIRP/ScaleFactor\_ANX\_WSM\_SS1\_HH.png...  
Writing file ../../RESULTS/DAILY/\_110912/CHIRP/ScaleFactor\_DATE\_WSM\_SS1\_HH.png...

Analysing products WSM SS1 V/V

\*\*\*\*\*

Getting ScaleFactor data for WSM SS1 V/V from 2011-09-12 00:00:00 to 2011-09-12 23:59:59...

Writing file ./RESULTS/DAILY/\_110912/CHIRP/ScaleFactor\_data\_WSM\_SS1\_VV\_2011-09-12.dat...

Running IDL program...

Writing file ../../RESULTS/DAILY/\_110912/CHIRP/ScaleFactor\_ANX\_WSM\_SS1\_VV.png...

Writing file ../../RESULTS/DAILY/\_110912/CHIRP/ScaleFactor\_DATE\_WSM\_SS1\_VV.png...

CHIRP ANALYSIS completed

#####

RAW DATA ANALYSIS

#####

Analysis will be performed from 2011-09-12 00:00:00 to 2011-09-12 23:59:59

Results will be exported to the directory: ./RESULTS/DAILY/\_110912/RAW\_DATA

Creating directory ./RESULTS/DAILY/\_110912/RAW\_DATA...

\*\*\*\*\*

Getting raw data for WVS from 2011-09-12 00:00:00 to 2011-09-12 23:59:59...

Writing file ./RESULTS/DAILY/\_110912/RAW\_DATA/Raw\_data\_WVS\_2011-09-12.dat...

Running IDL program to create graphs...

Creating image ../../RESULTS/DAILY/\_110912/RAW\_DATA/Raw\_data\_WVS\_input\_mean.png...

Creating image ../../RESULTS/DAILY/\_110912/RAW\_DATA/Raw\_data\_WVS\_input\_stdev.png...

Creating image ../../RESULTS/DAILY/\_110912/RAW\_DATA/Raw\_data\_WVS\_gain\_imbalance.png...

\*\*\*\*\*

Getting raw data for IMM from 2011-09-12 00:00:00 to 2011-09-12 23:59:59...

Writing file ./RESULTS/DAILY/\_110912/RAW\_DATA/Raw\_data\_IMM\_2011-09-12.dat...

Running IDL program to create graphs...

Creating image ../../RESULTS/DAILY/\_110912/RAW\_DATA/Raw\_data\_IMM\_input\_mean.png...

Creating image ../../RESULTS/DAILY/\_110912/RAW\_DATA/Raw\_data\_IMM\_input\_stdev.png...

Creating image ../../RESULTS/DAILY/\_110912/RAW\_DATA/Raw\_data\_IMM\_gain\_imbalance.png...

RAW DATA ANALYSIS completed

#####

TELEMETRY ANALYSIS

#####

Analysis will be performed from 2011-09-12 00:00:00 to 2011-09-12 23:59:59

Results will be exported to the directory: ./RESULTS/DAILY/\_110912/TELEMETRY

Creating directory ./RESULTS/DAILY/\_110912/TELEMETRY...

Looking for gaps and missing lines in WVS products...

\*\*\*\*\*

Checking 25 products from PDE...

Checking 23 products from PDK...

Looking for gaps and missing lines in GM1 products...

\*\*\*\*\*

Checking 38 products from PDE...

Checking 43 products from PDK...

Looking for gaps and missing lines in APM products...

\*\*\*\*\*

Checking 3 products from PDE...  
No products from PDK...

Looking for gaps and missing lines in IMM products...  
\*\*\*\*\*

Checking 12 products from PDE...  
Checking 1 products from PDK...

Looking for gaps and missing lines in WSM products...  
\*\*\*\*\*

Checking 33 products from PDE...  
Checking 12 products from PDK...

Creating graph of missing lines and gaps...  
\*\*\*\*\*

Creating image: ./RESULTS/DAILY/\_110912/TELEMETRY/TELEMETRY\_Missing\_lines.png...  
Creating image: ./RESULTS/DAILY/\_110912/TELEMETRY/TELEMETRY\_Gaps.png...

TELEMETRY ANALYSIS completed  
#####

HTML REPORT generation  
#####

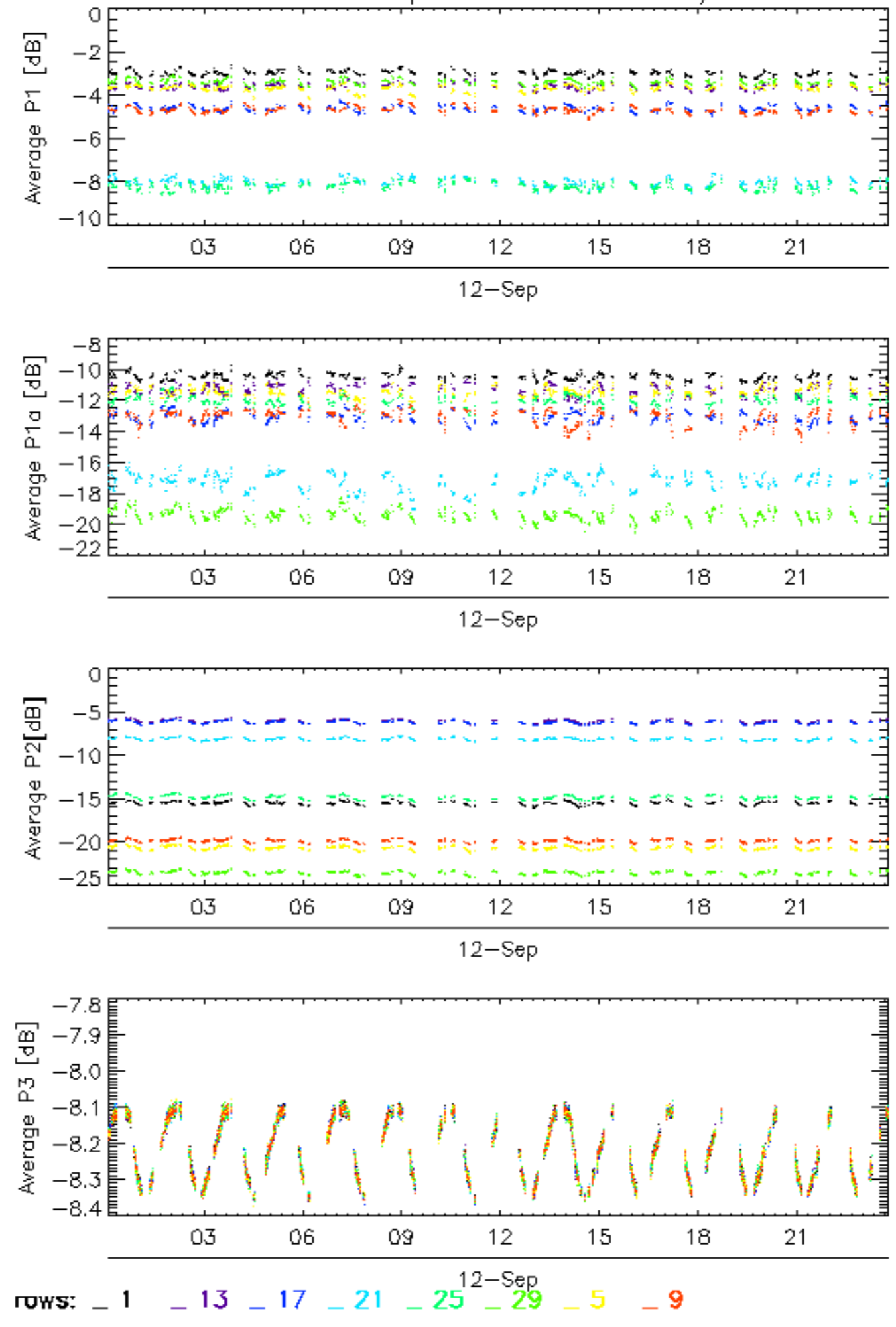
Building file ./RESULTS/DAILY/\_110912/asarReport.html...  
Building DATA SUMMARY section...  
Building AUXILIARY FILES ANALYSIS section...  
Building MODULE STEPPING ANALYSIS section...  
Building CALIBRATION PULSES ANALYSIS section...  
Building DOPPLER ANALYSIS section...  
Building CHIRP ANALYSIS section...  
Building RAW DATA ANALYSIS section...  
Building TELEMETRY ANALYSIS section...

HTML REPORT generation completed  
#####

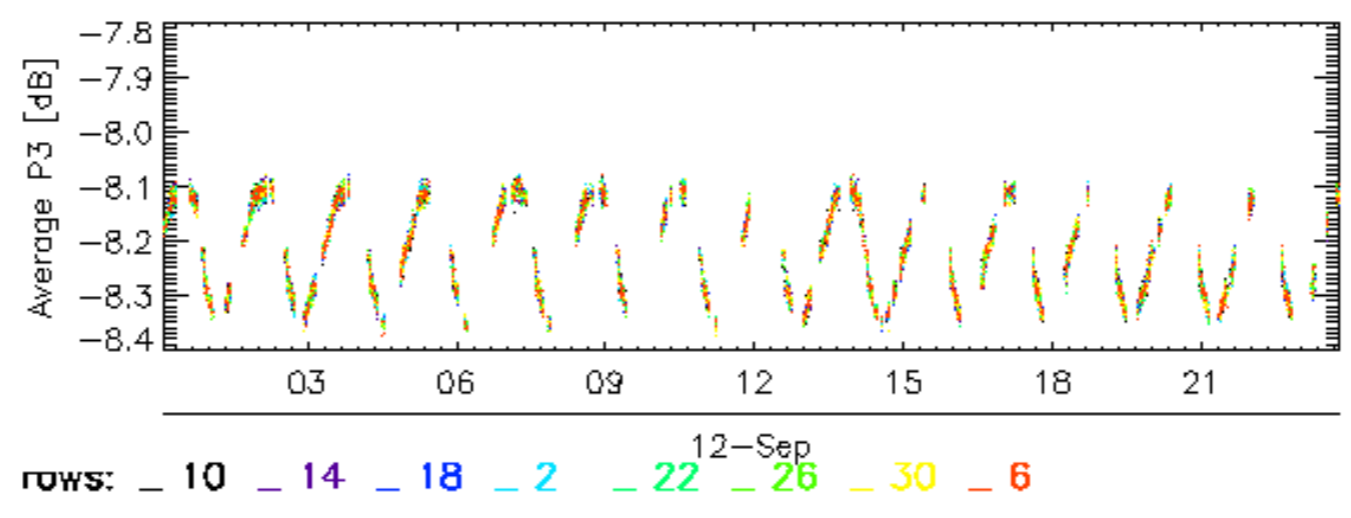
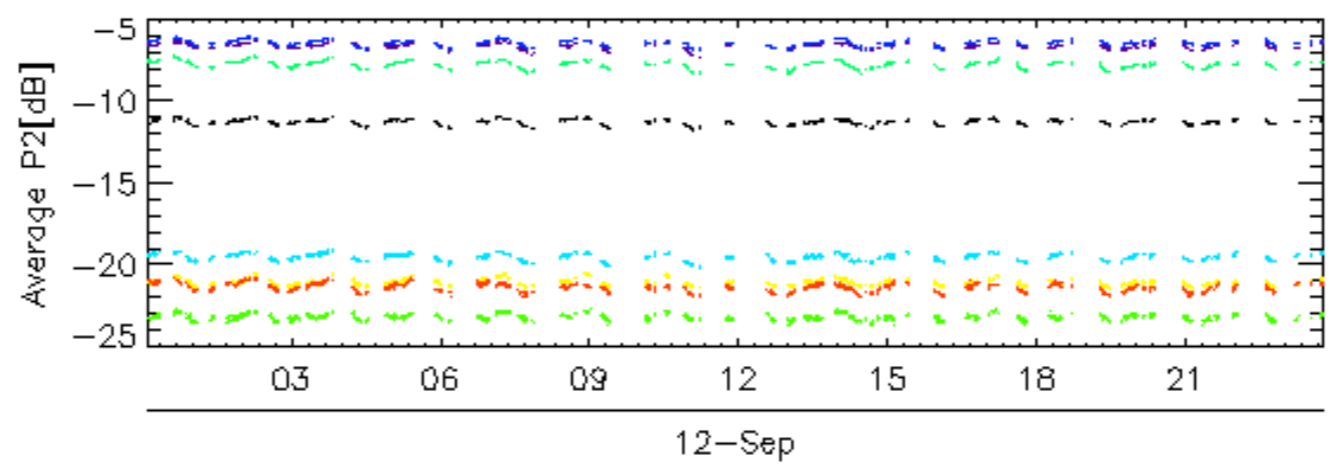
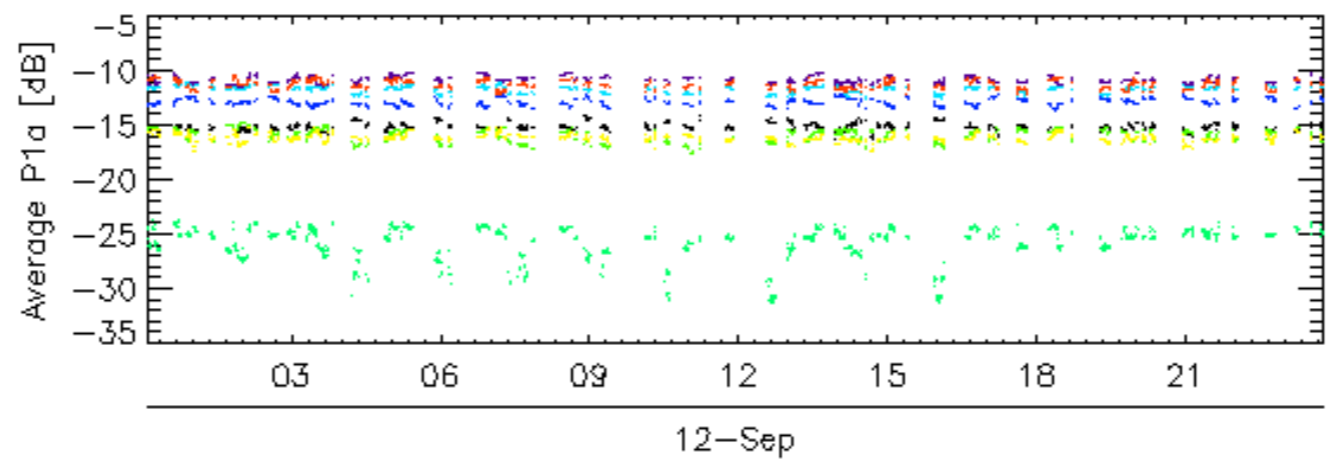
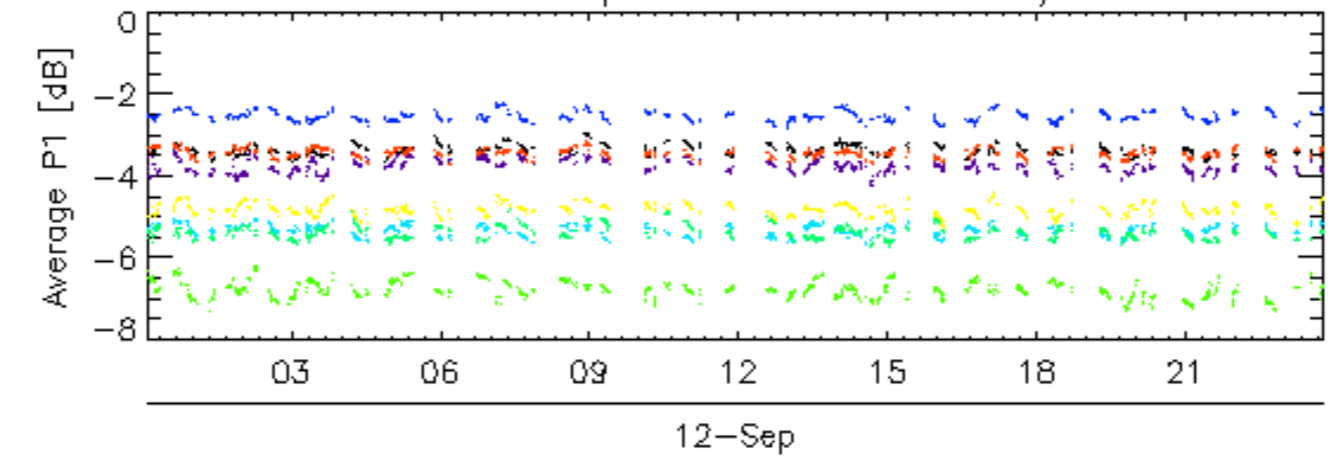




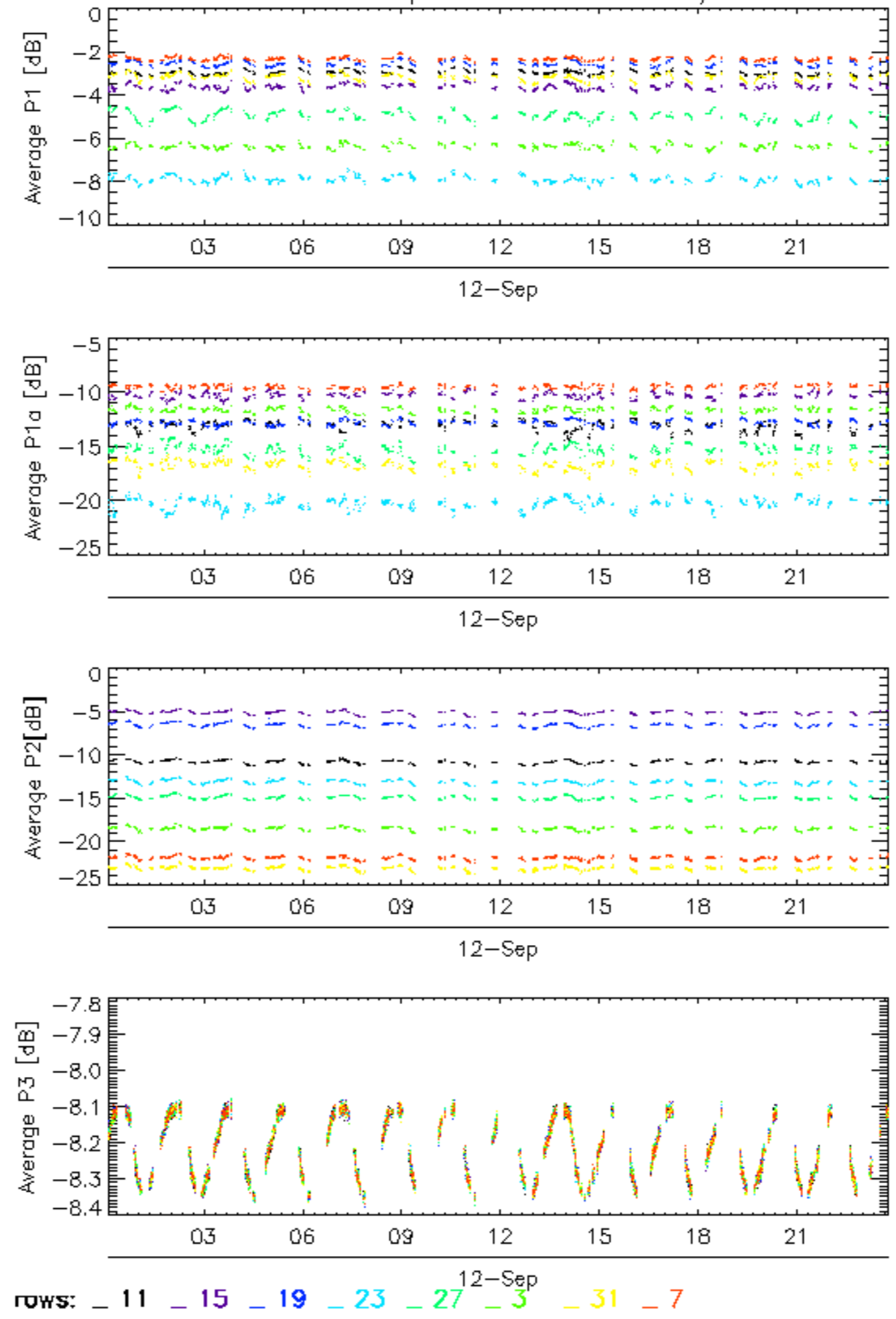
### Calibration pulses for GM1 SS3 H/H



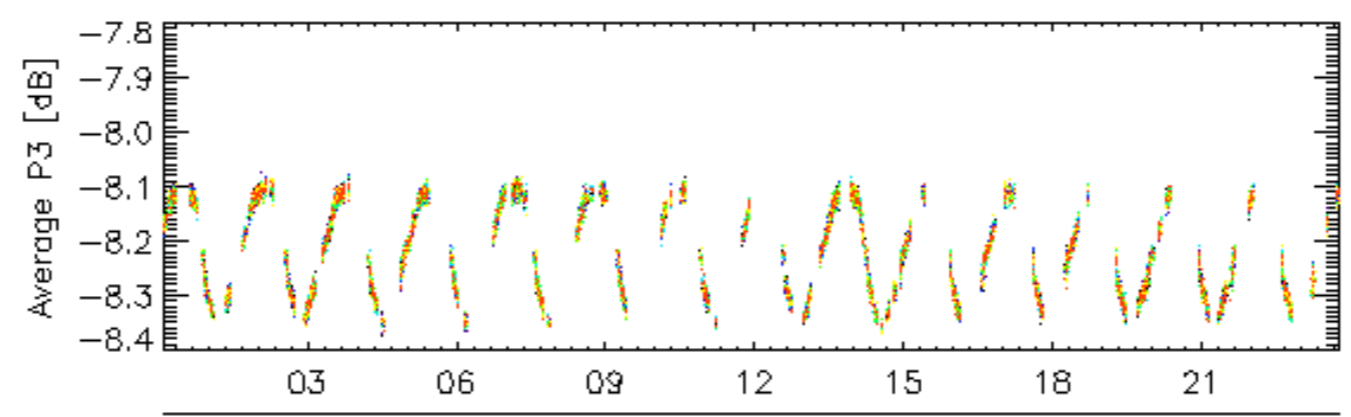
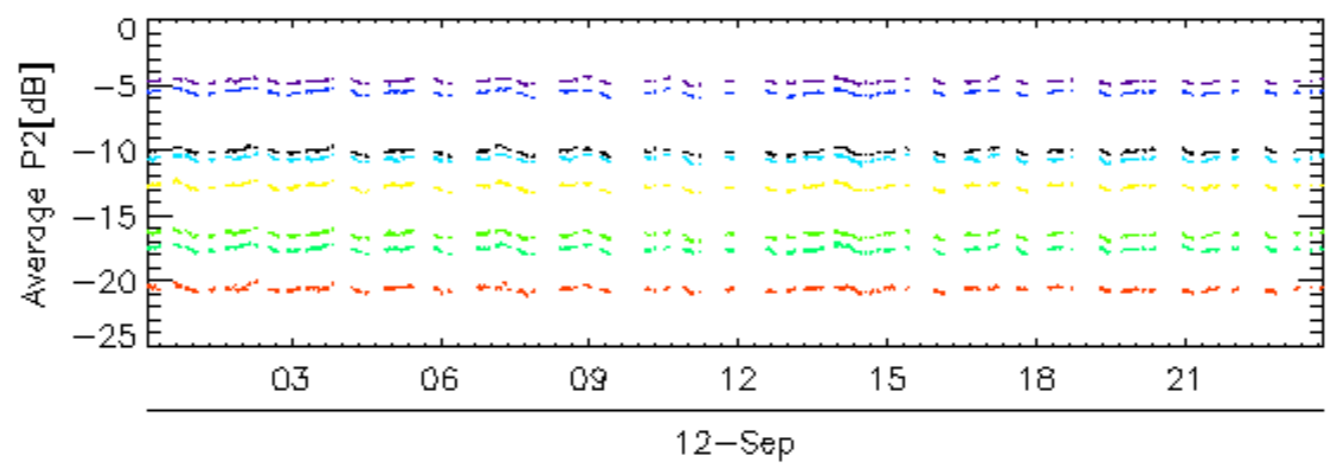
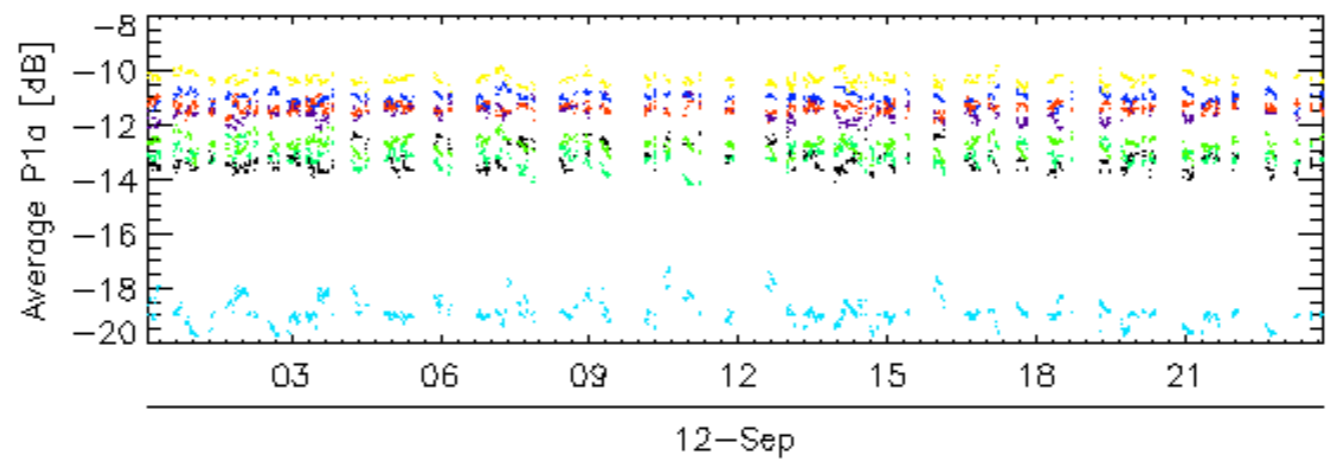
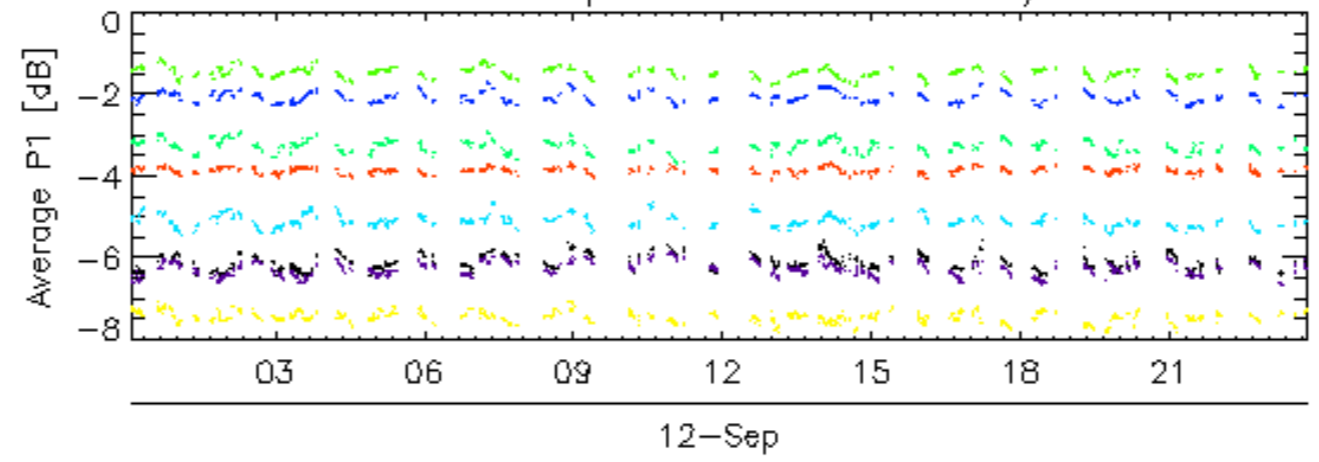
### Calibration pulses for GM1 SS3 H/H



### Calibration pulses for GM1 SS3 H/H

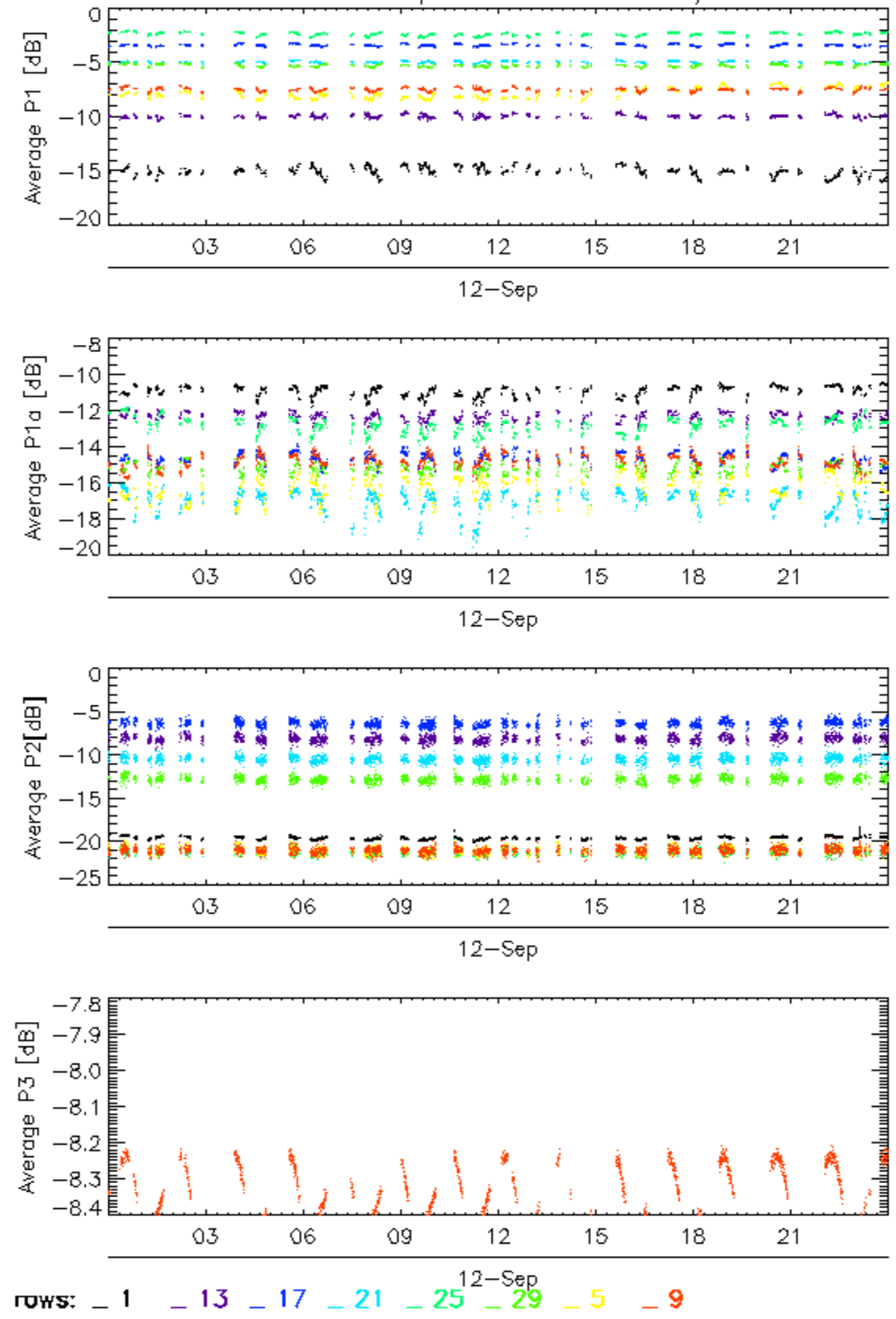


Calibration pulses for GM1 SS3 H/H

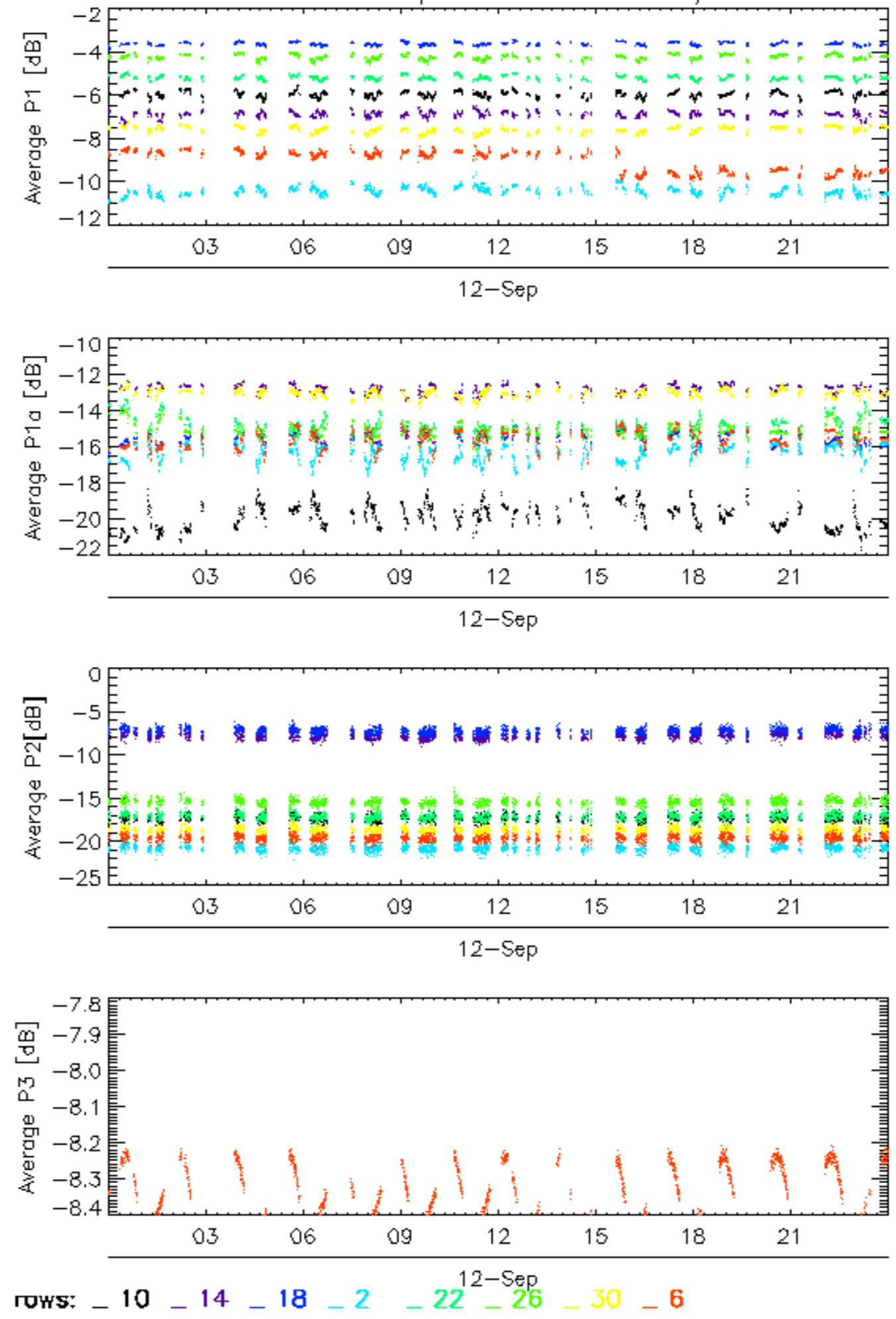


rows: — 12 — 16 — 20 — 24 — 28 — 32 — 4 — 8

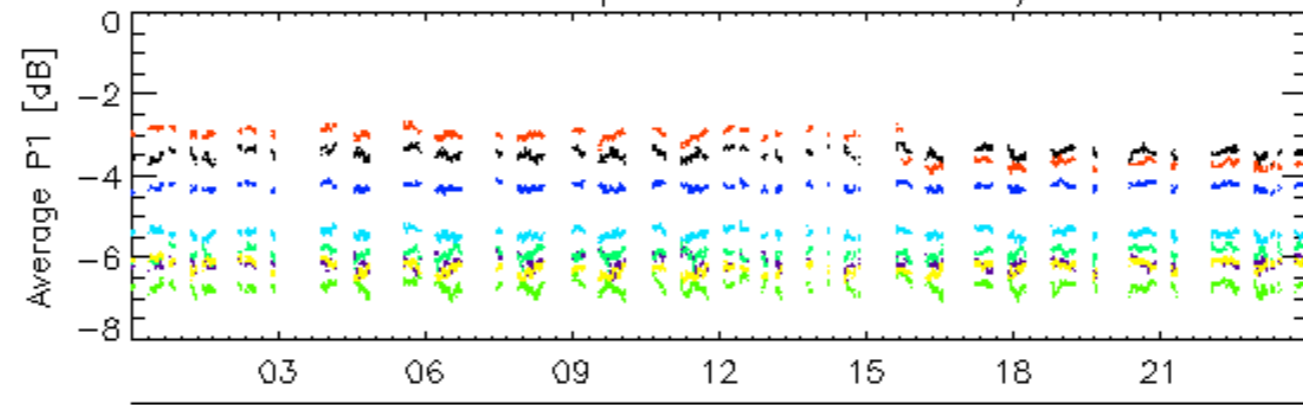
Calibration pulses for WVS IS2 V/V



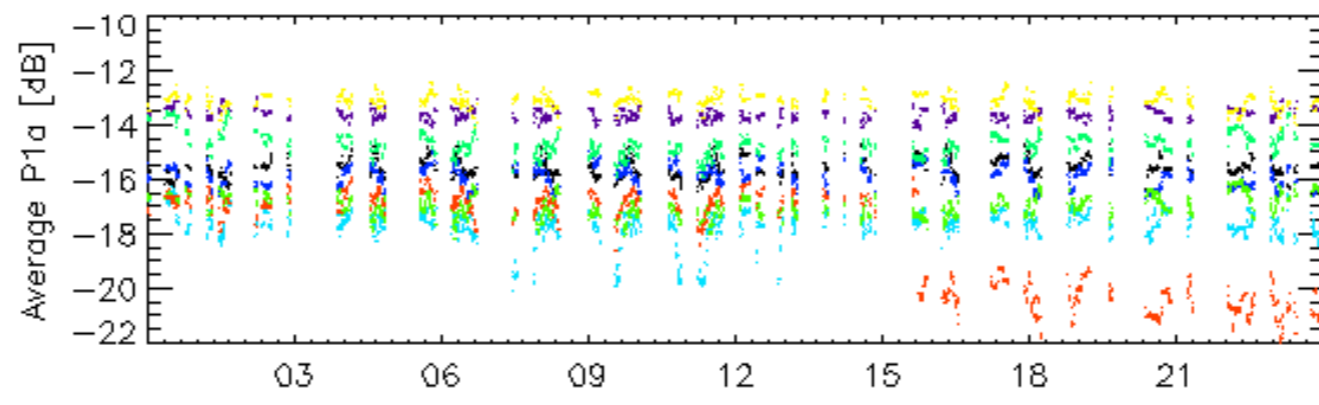
Calibration pulses for WVS IS2 V/V



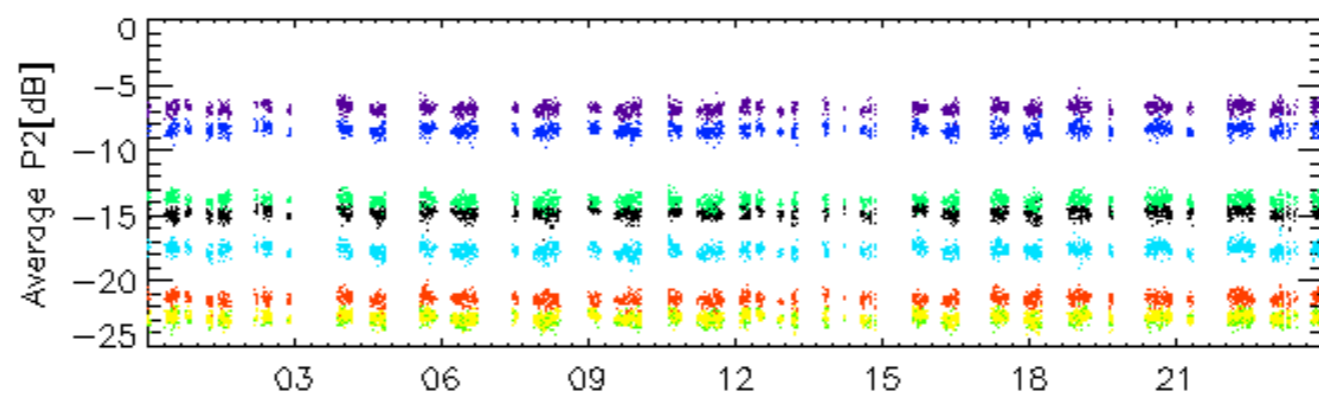
Calibration pulses for WVS IS2 V/V



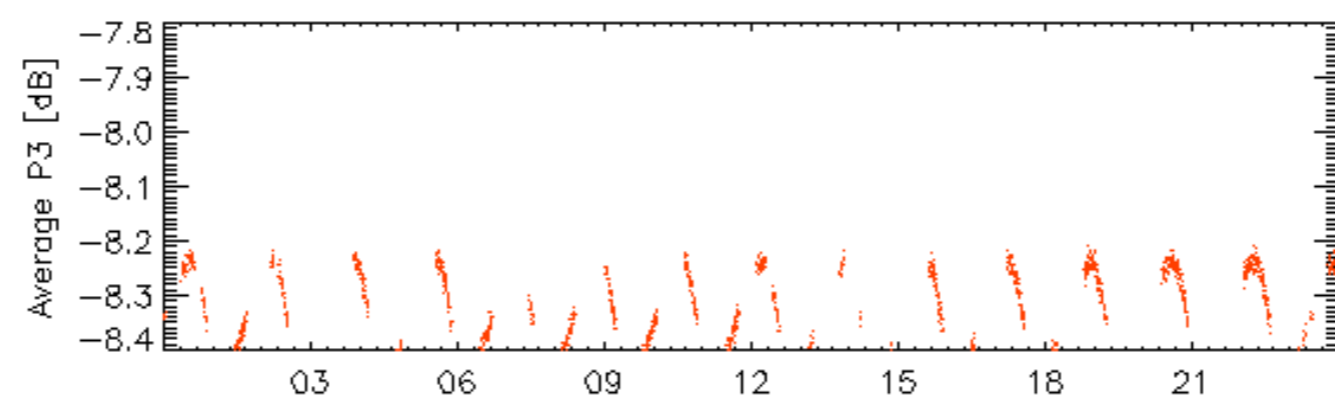
12-Sep



12-Sep



12-Sep

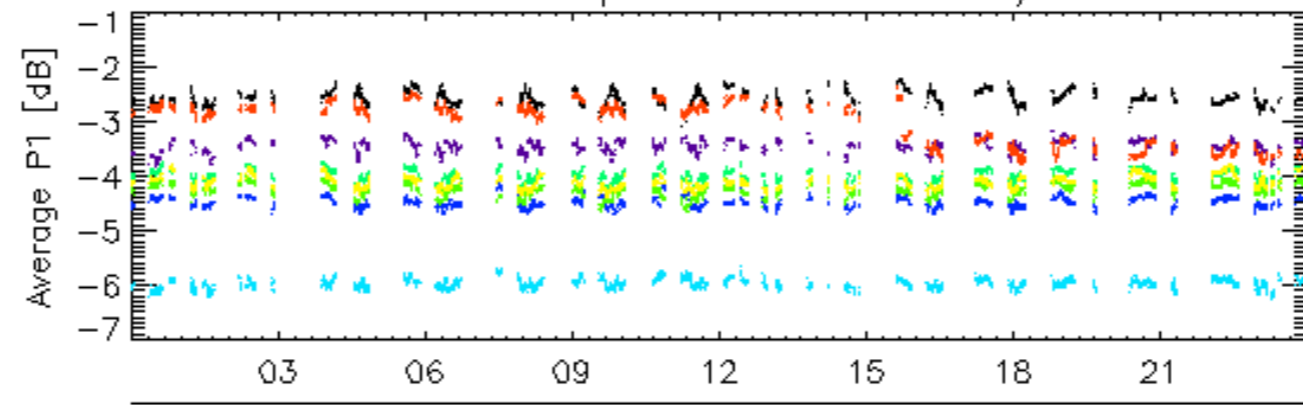


12-Sep

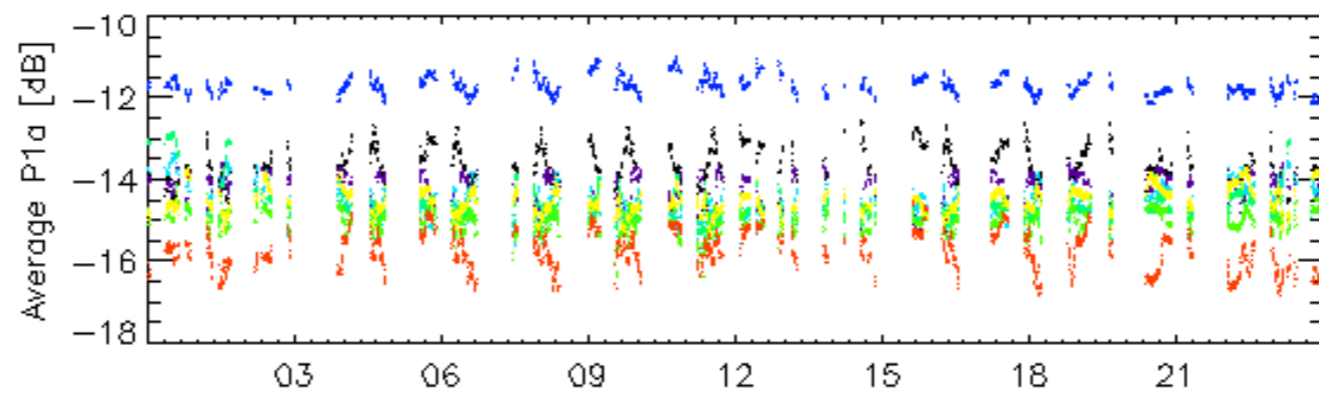
rows: \_ 11 \_ 15 \_ 19 \_ 23 \_ 27 <sup>12-Sep</sup> \_ 31 \_ 7



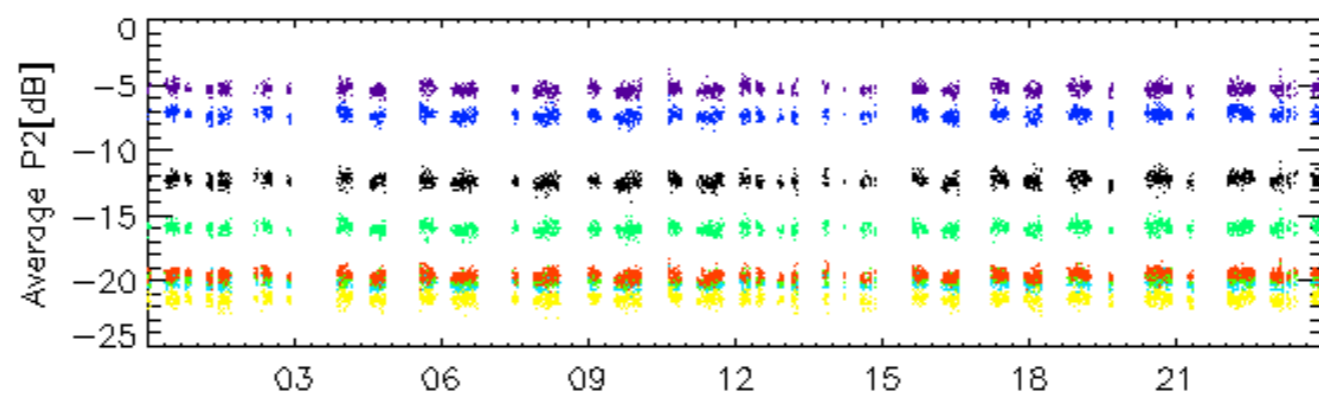
Calibration pulses for WVS IS2 V/V



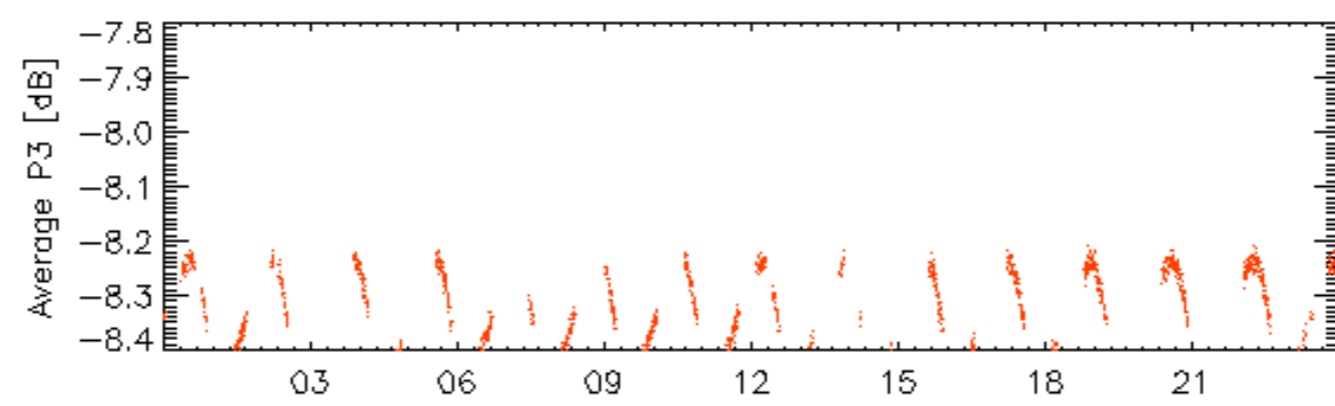
12-Sep



12-Sep

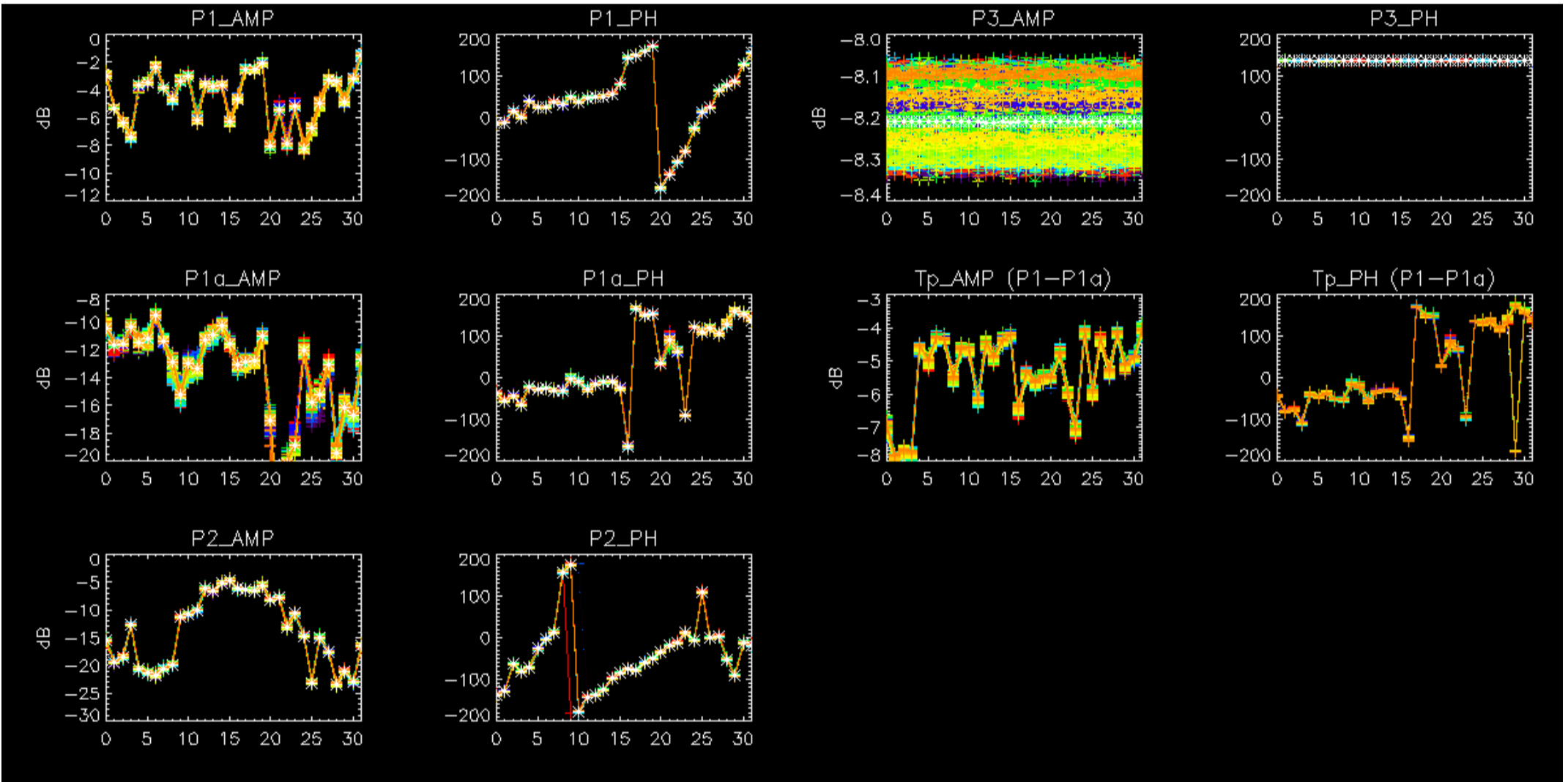


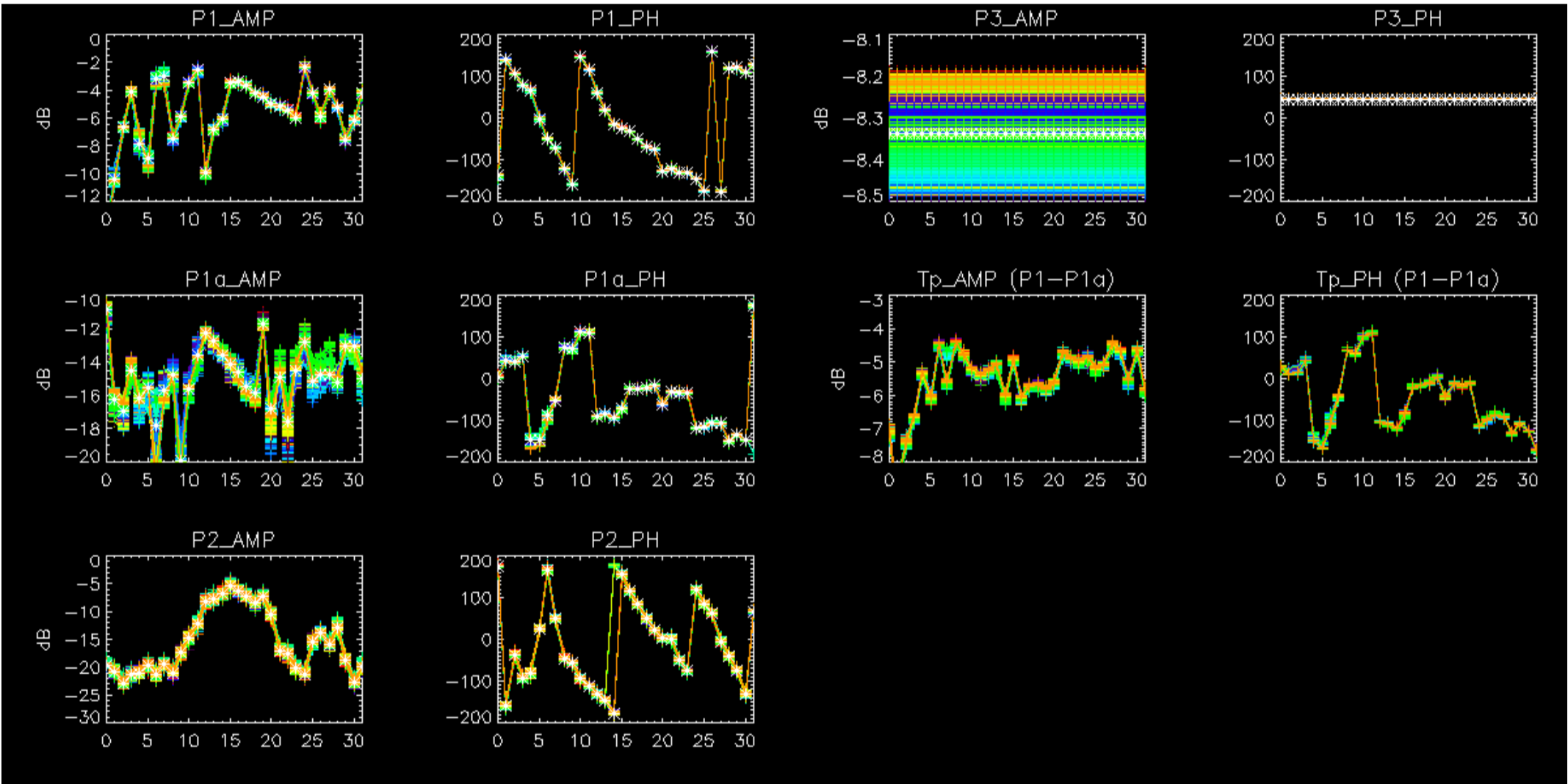
12-Sep

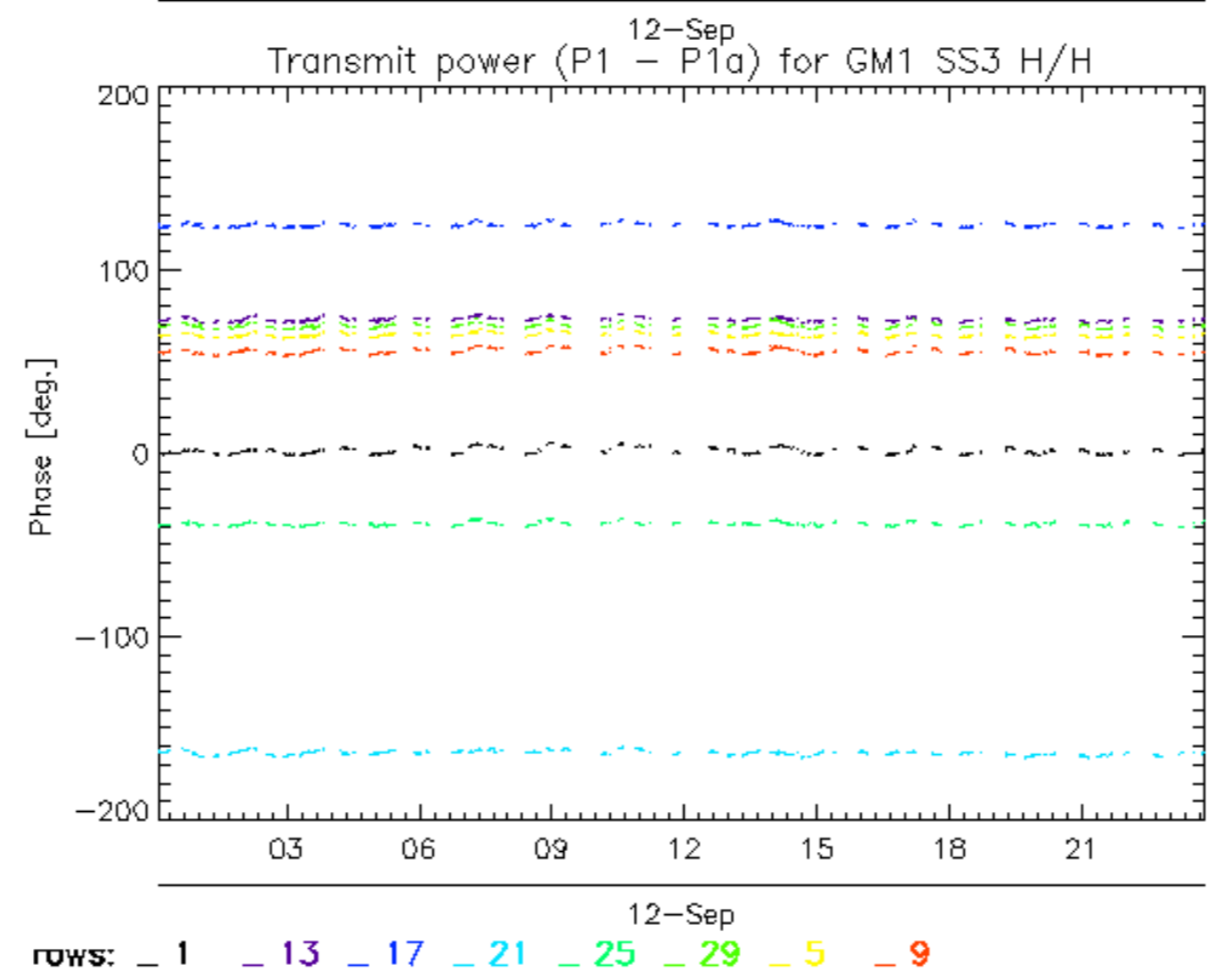
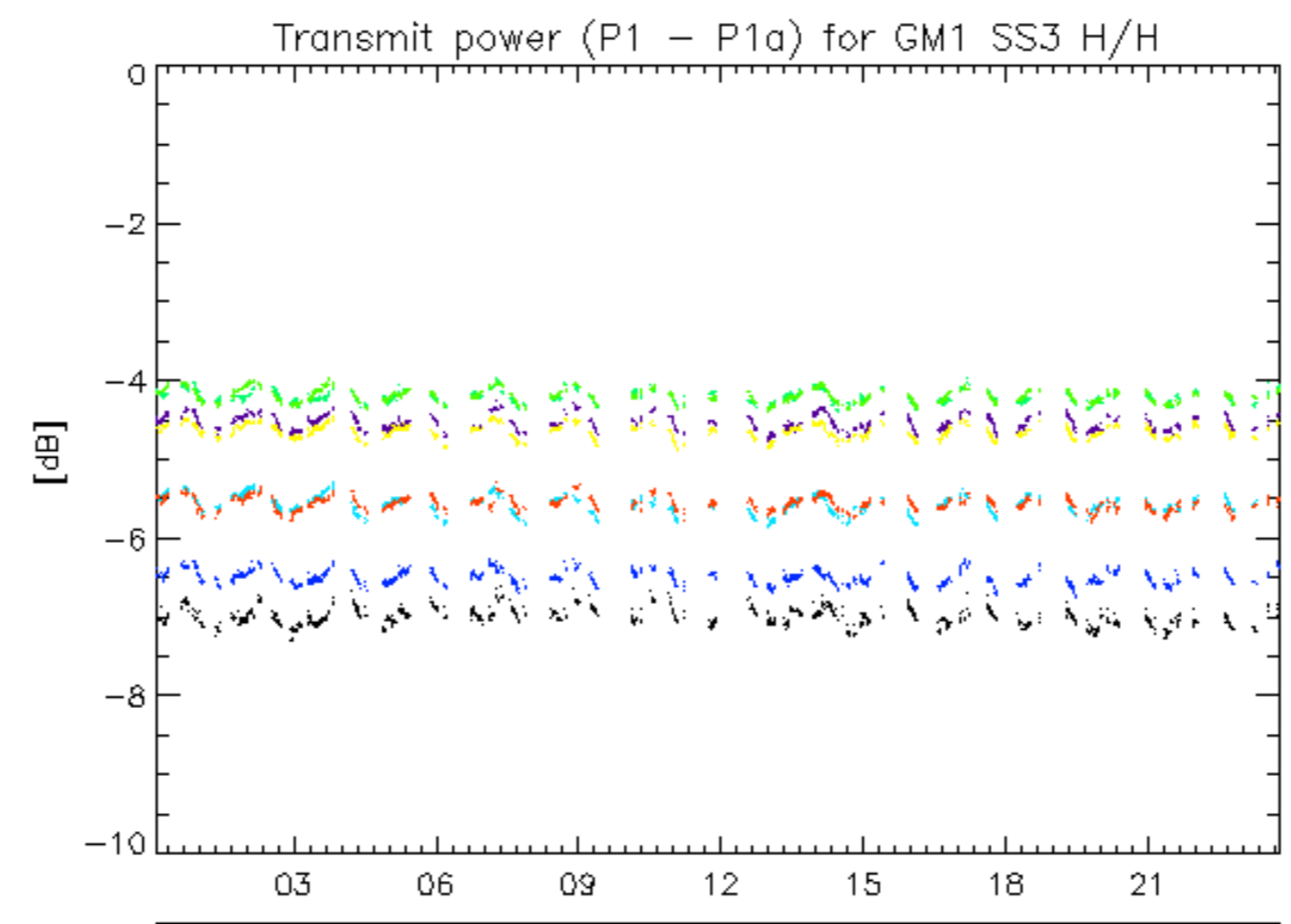


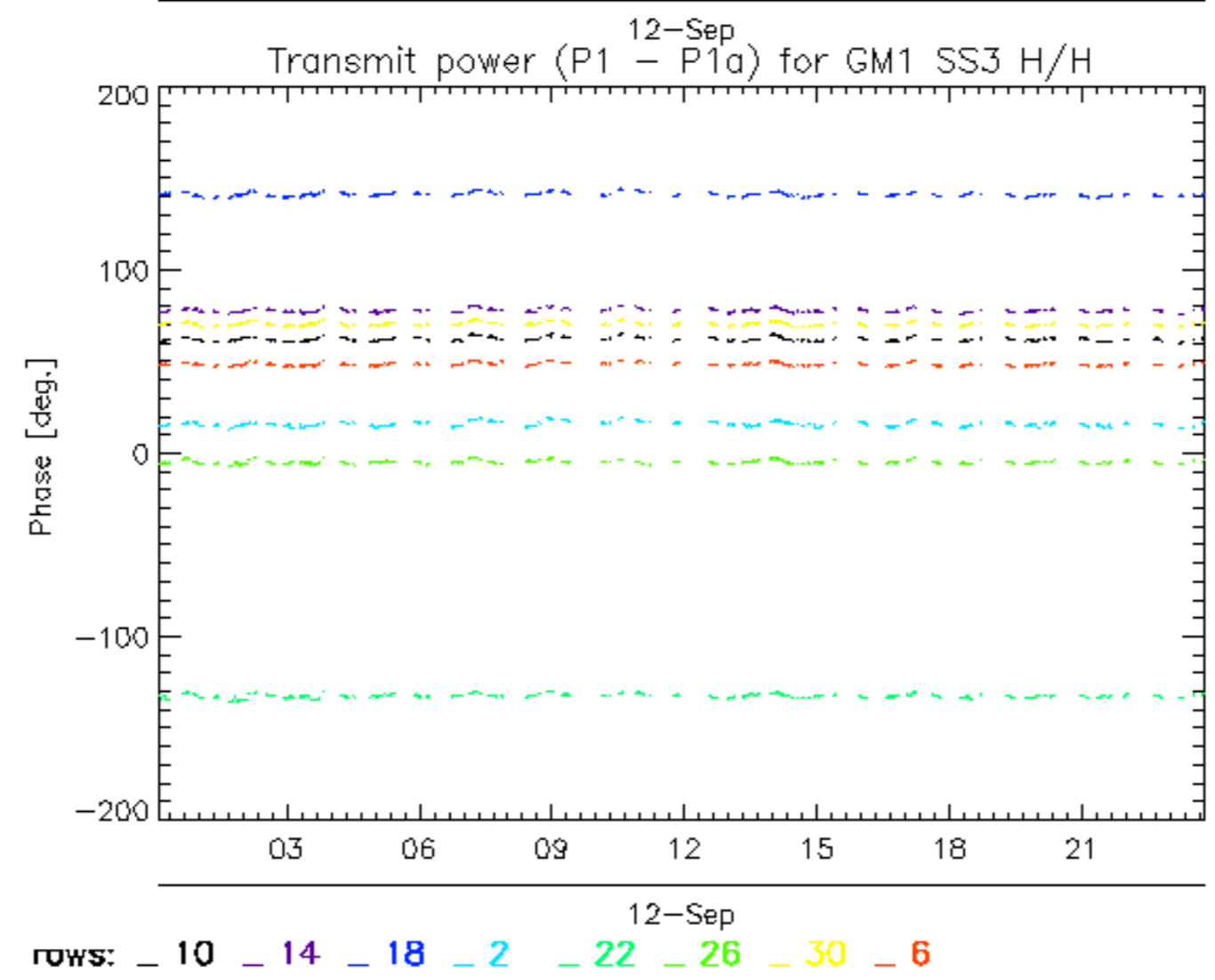
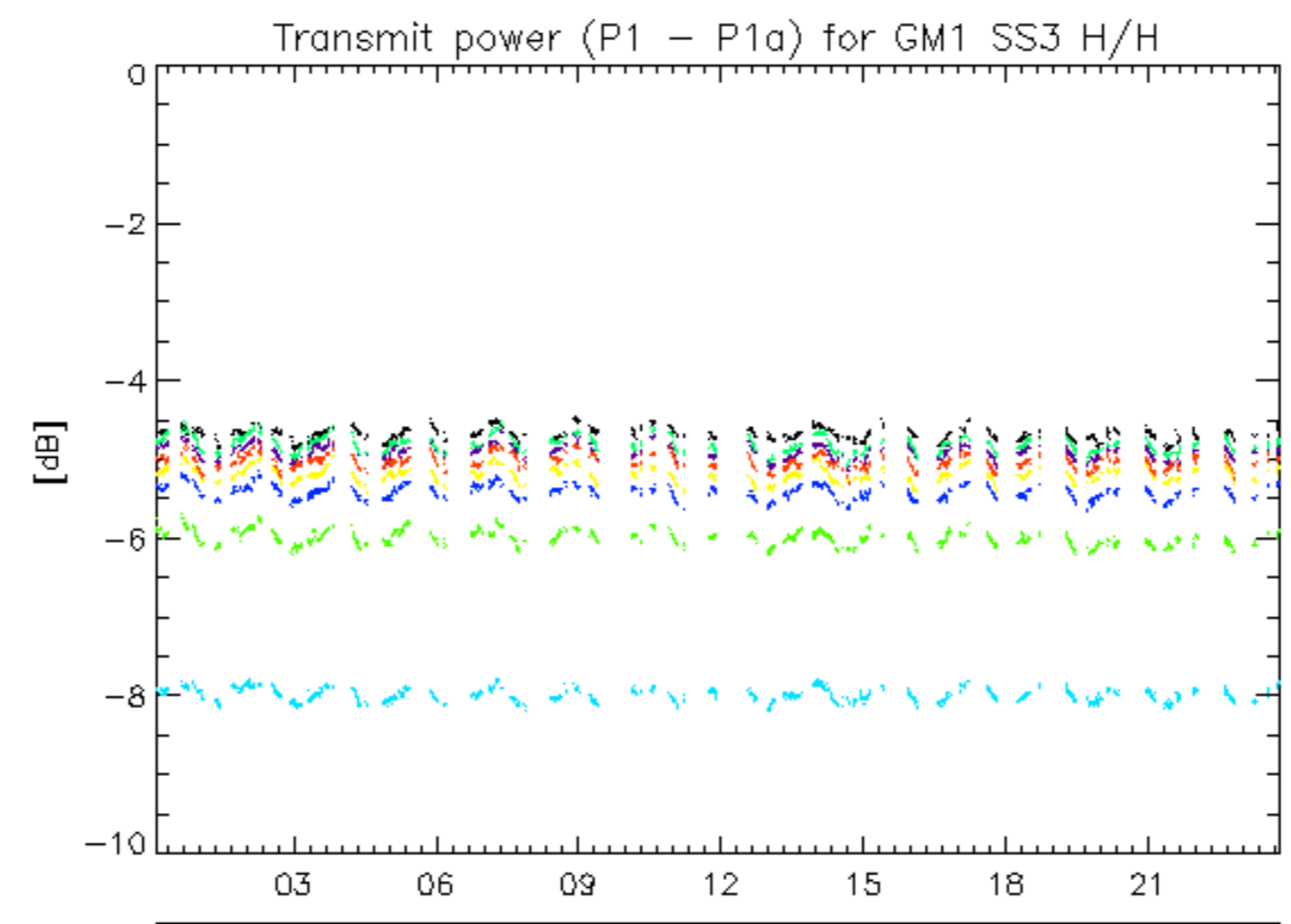
12-Sep

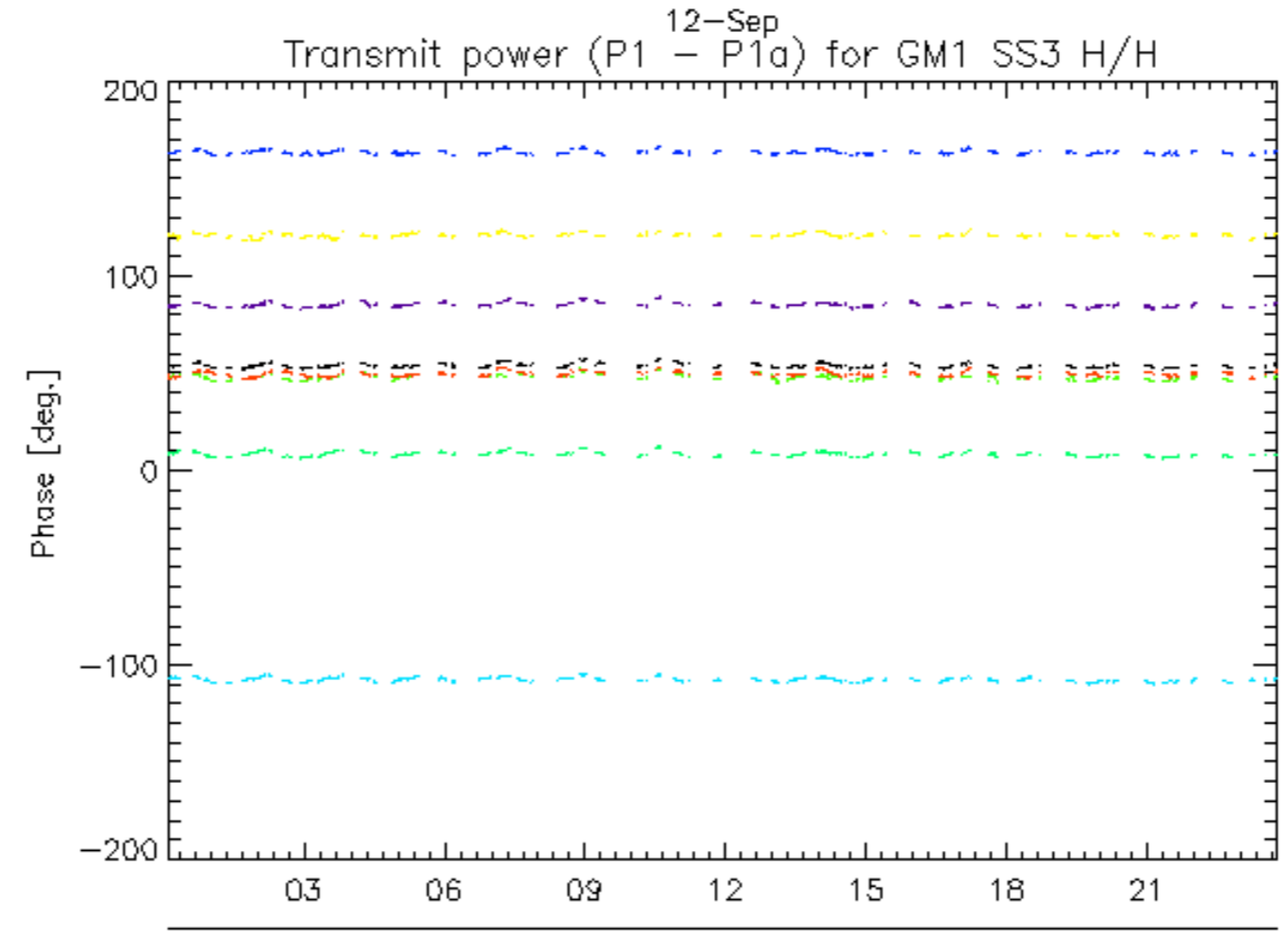
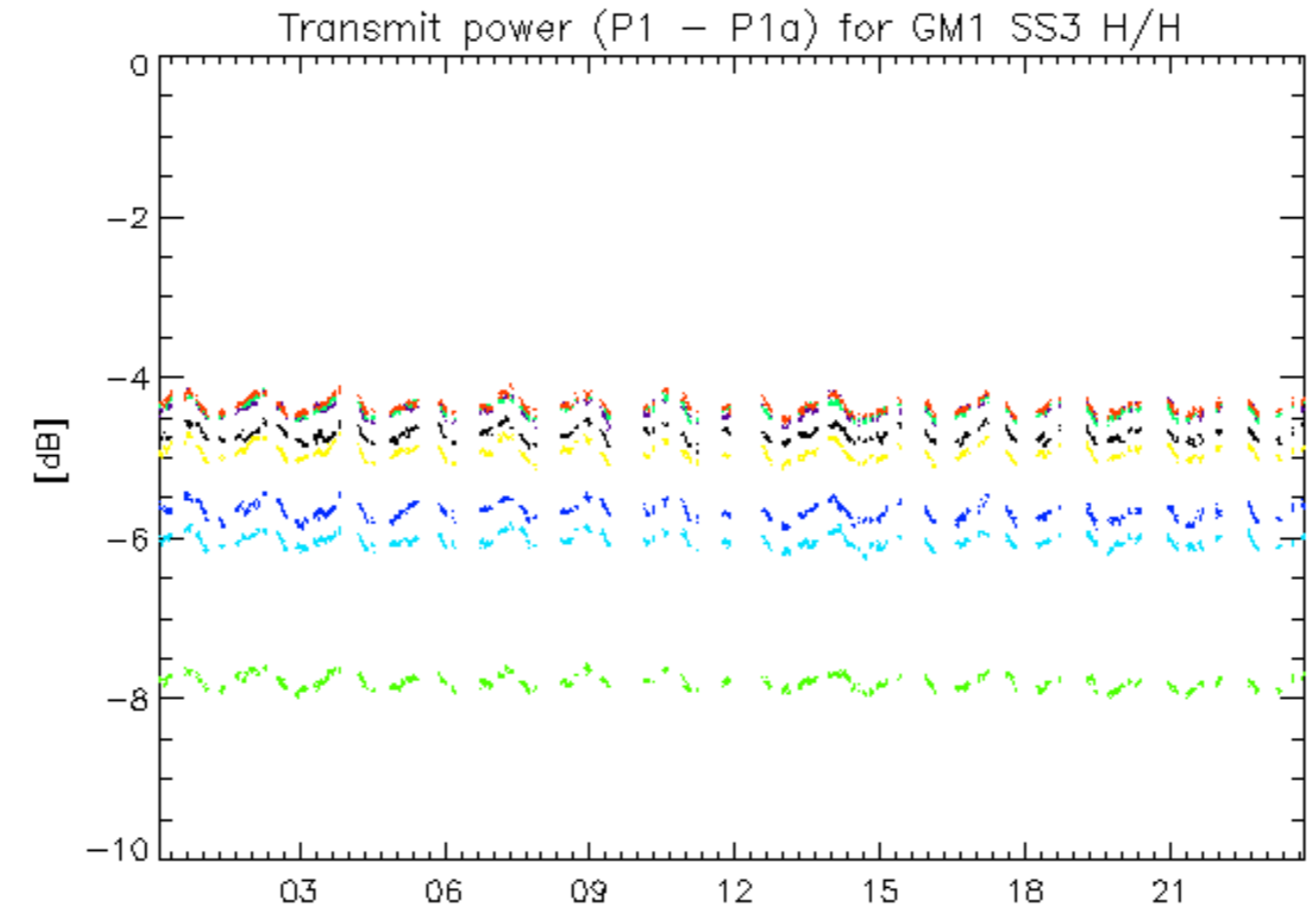
rows: \_ 12 \_ 16 \_ 20 \_ 24 \_ 28 \_ 32 \_ 4 \_ 8



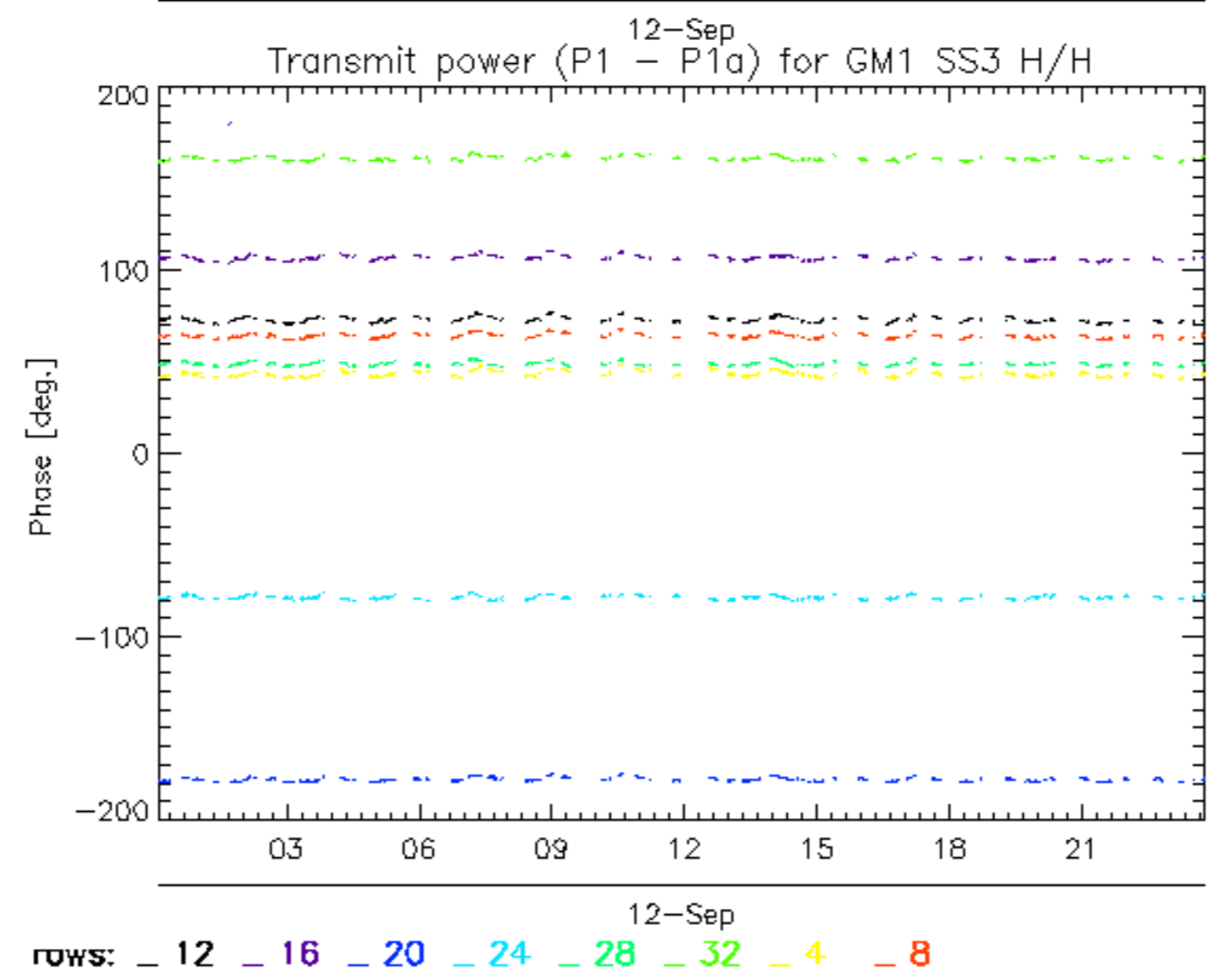
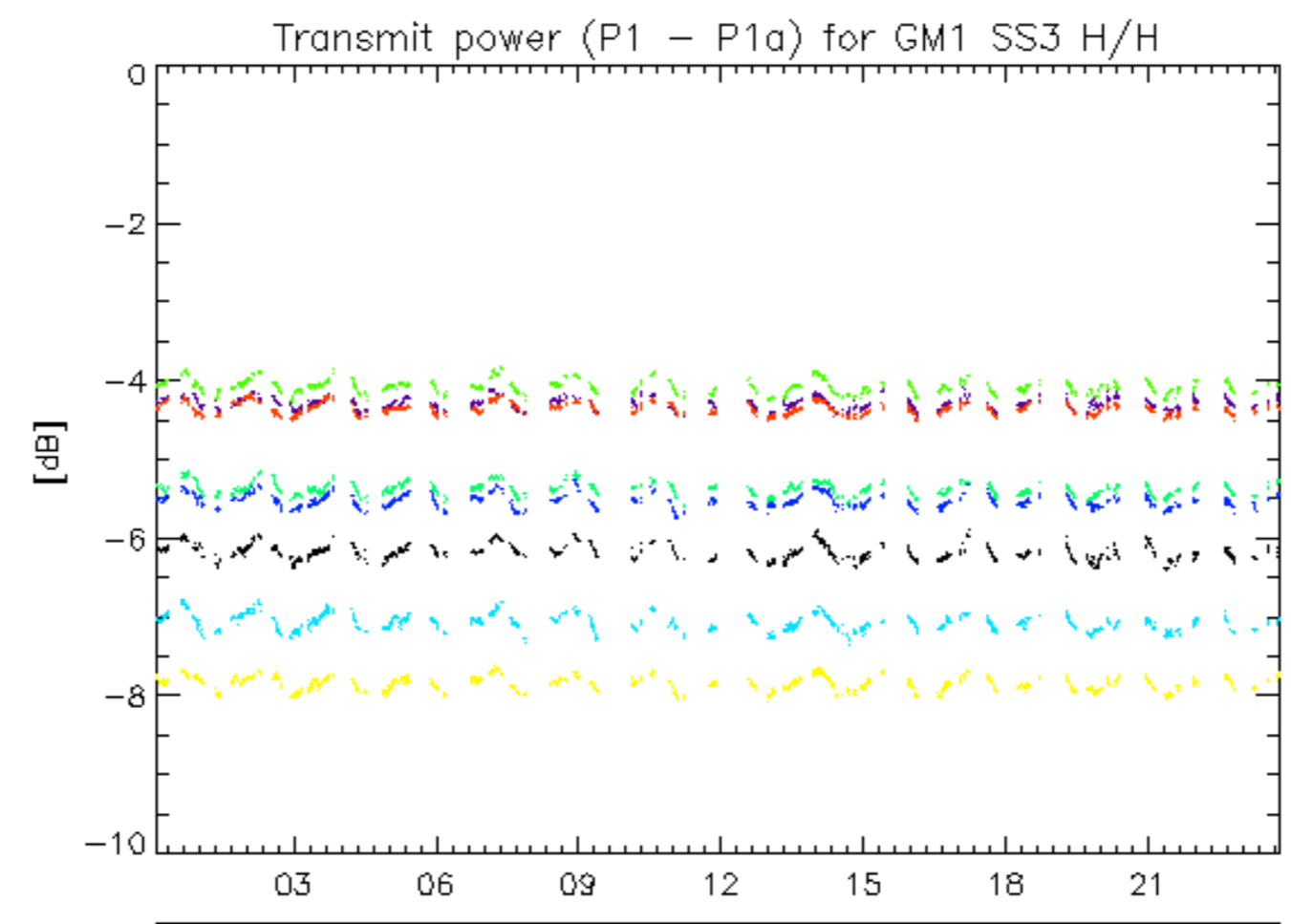


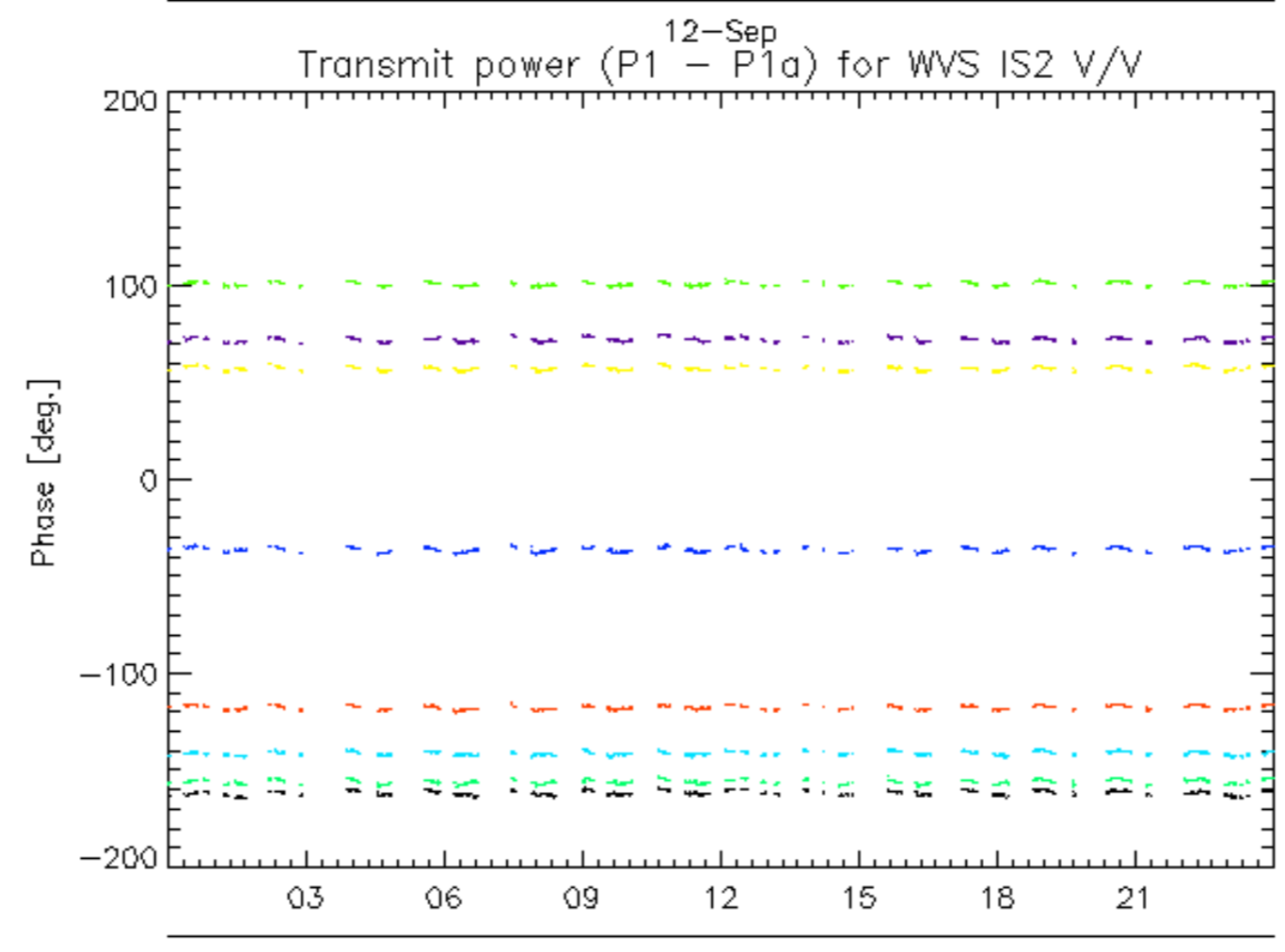
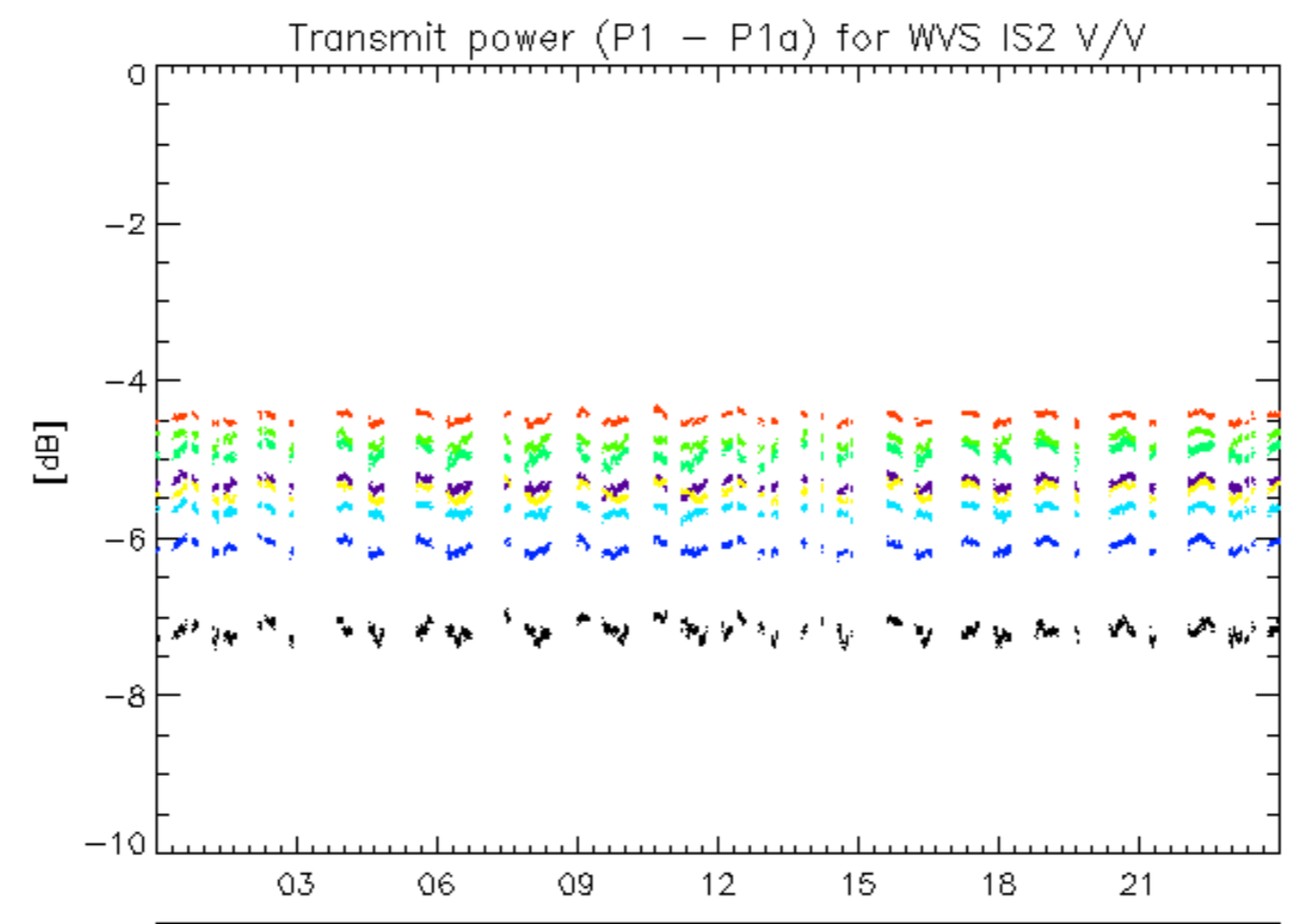






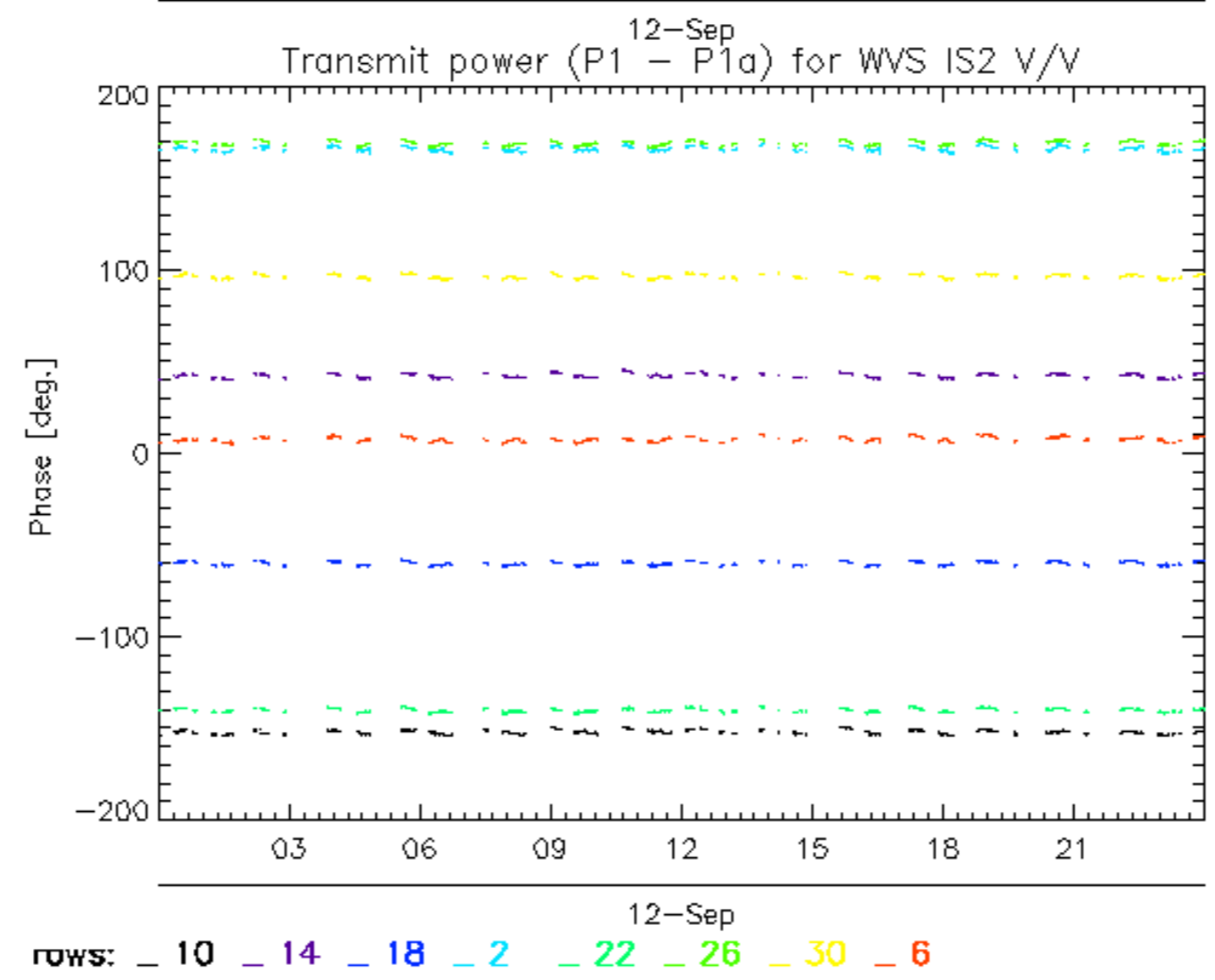
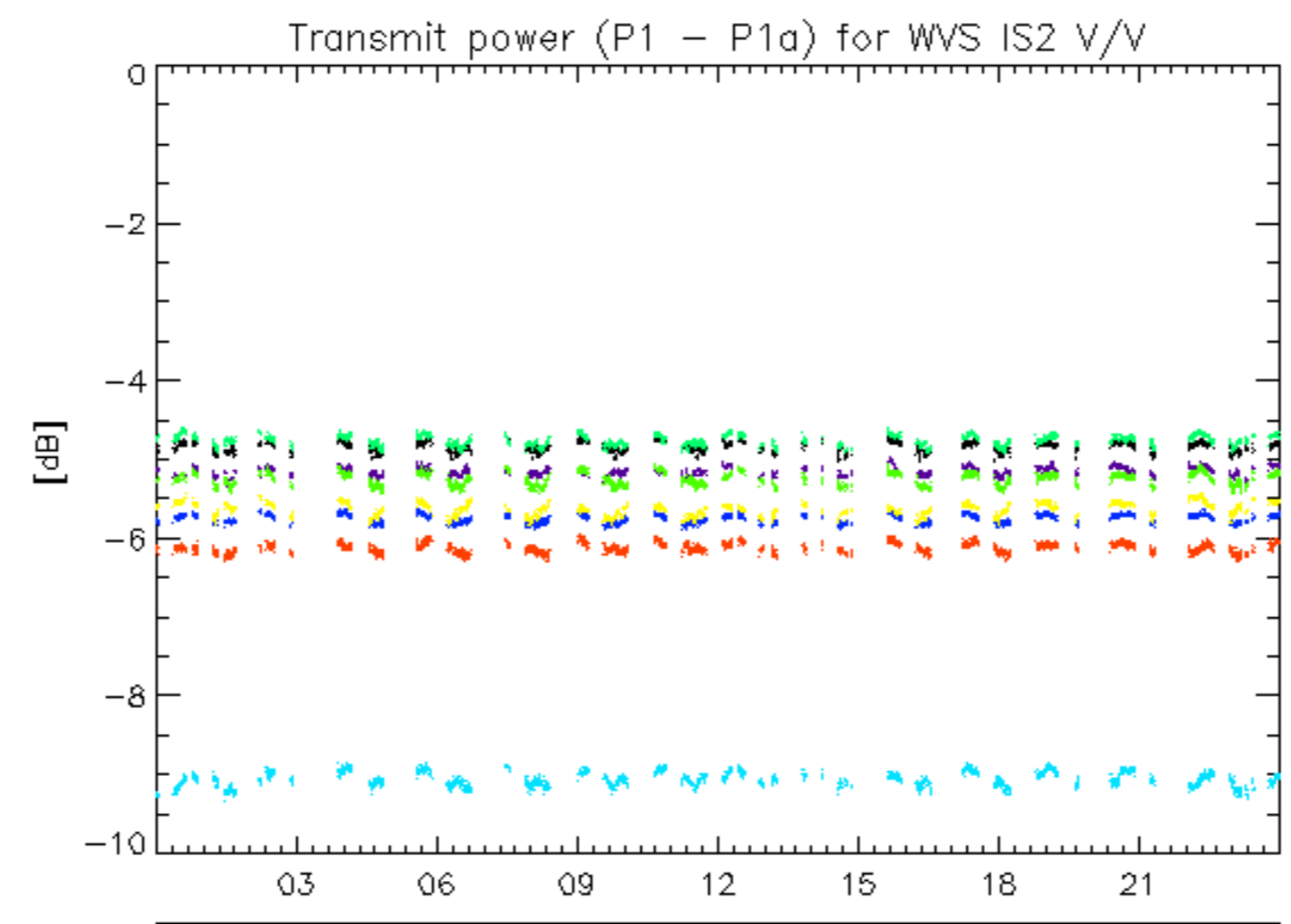
12-Sep  
rows: \_ 11 \_ 15 \_ 19 \_ 23 \_ 27 \_ 31 \_ 7

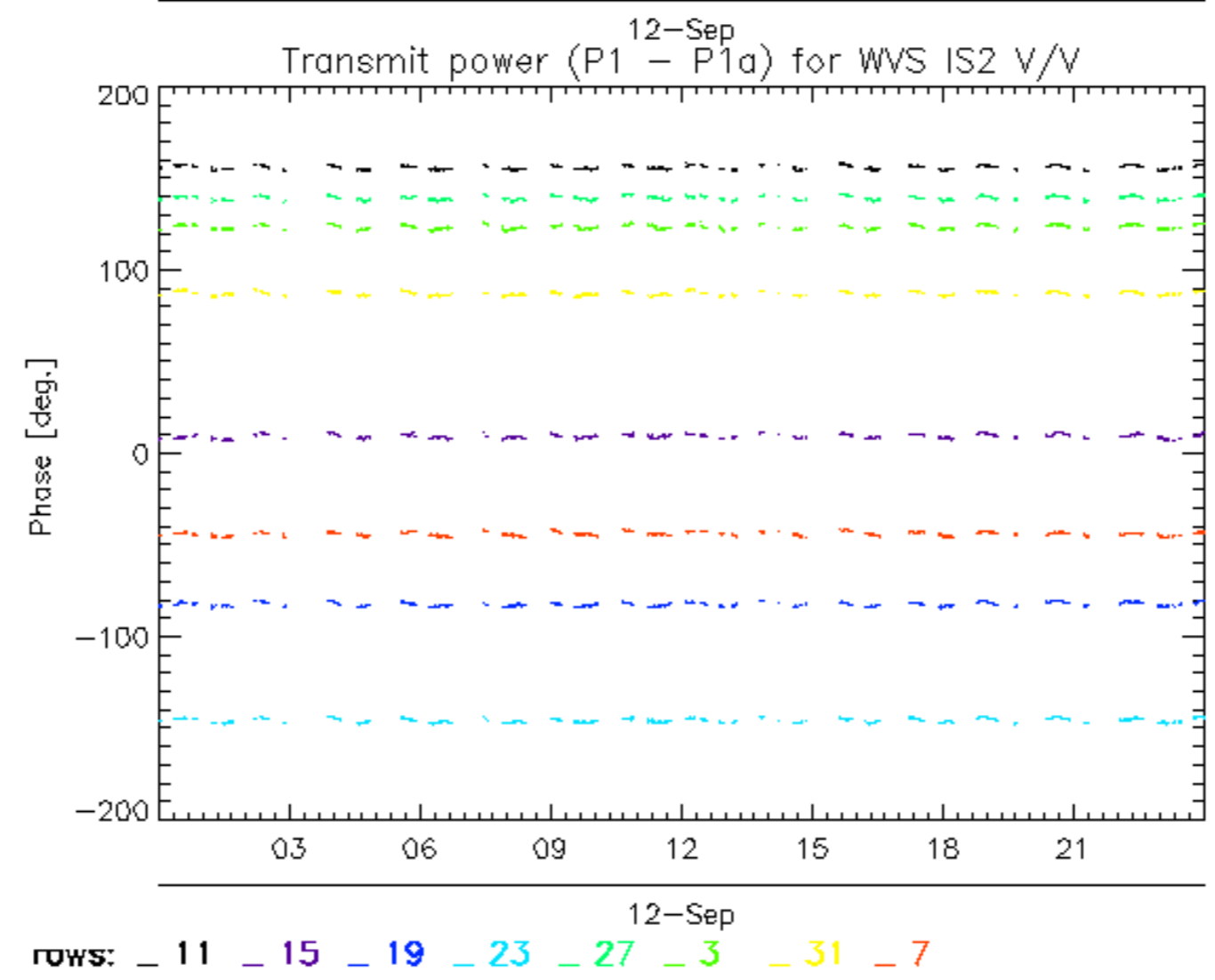
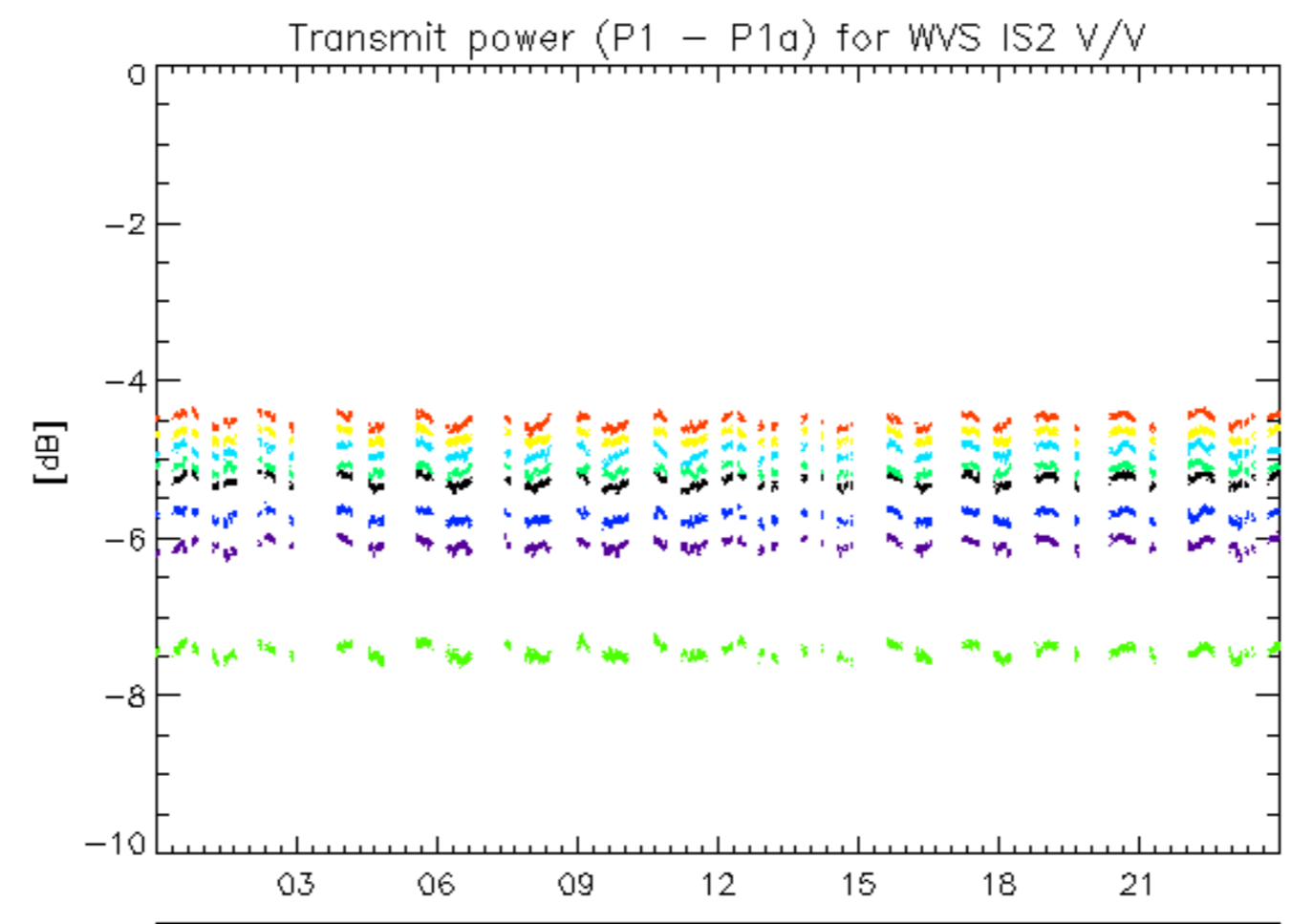


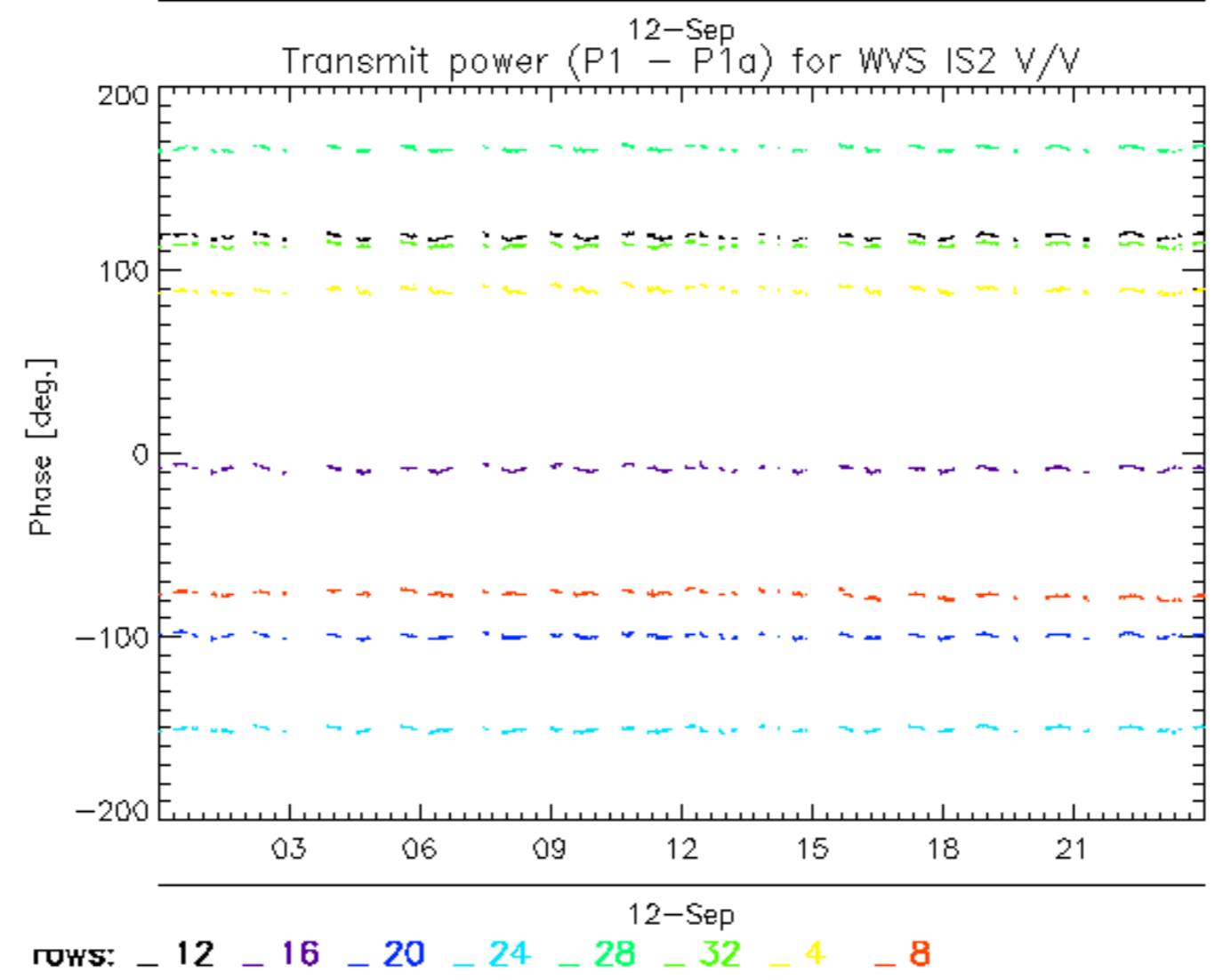
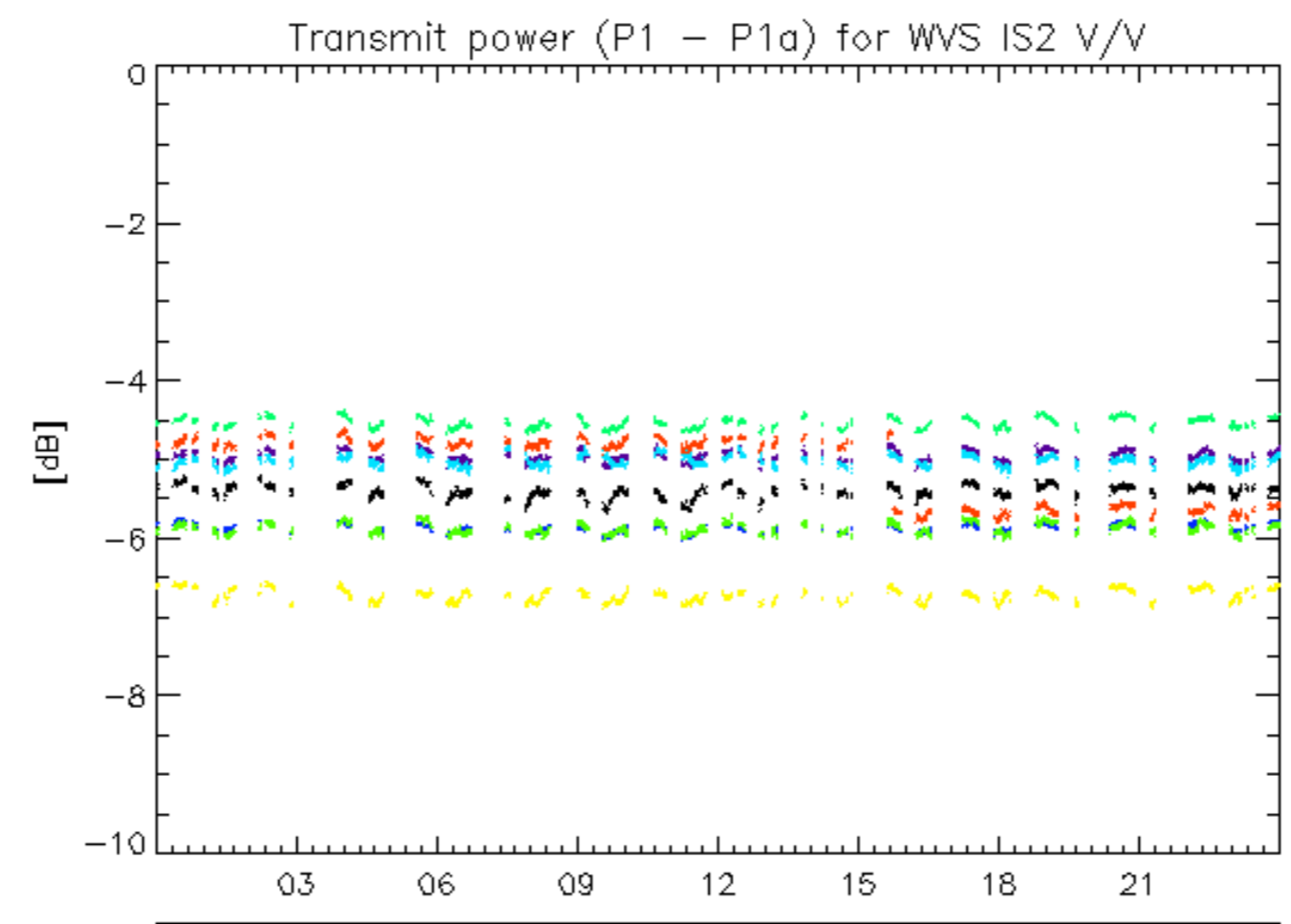


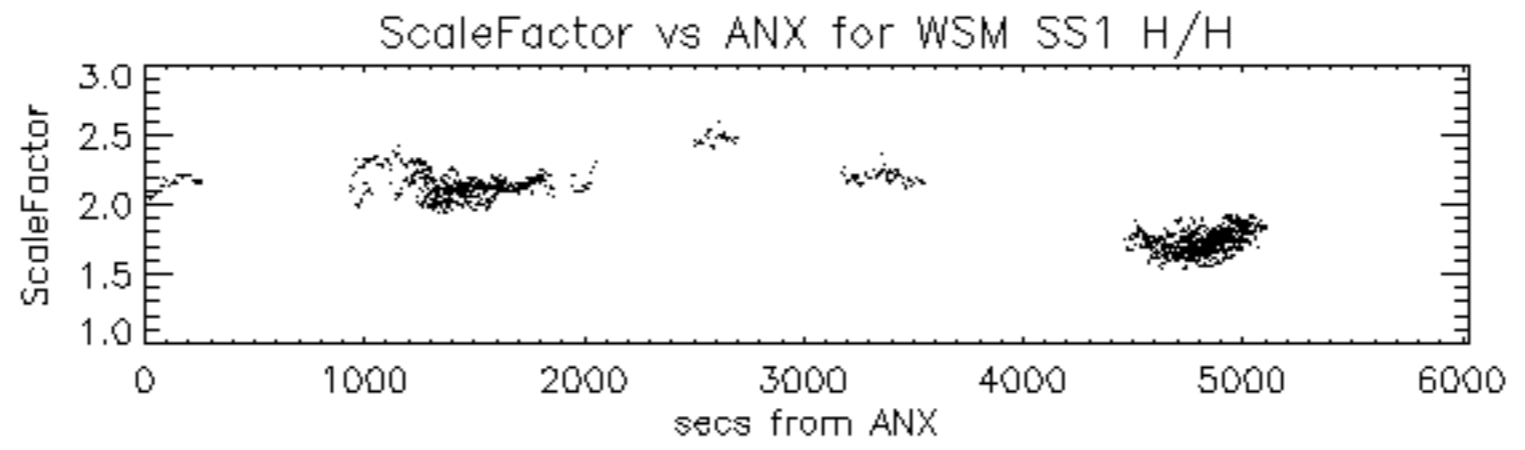
12-Sep  
rows: \_ 1 \_ 13 \_ 17 \_ 21 \_ 25 \_ 29 \_ 5 \_ 9

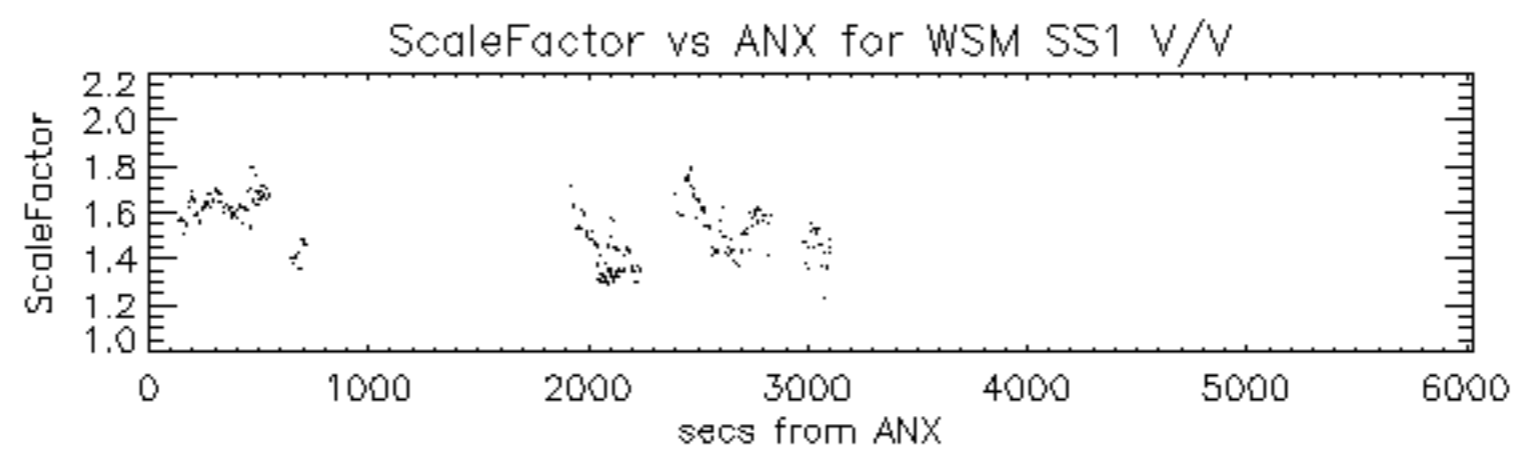


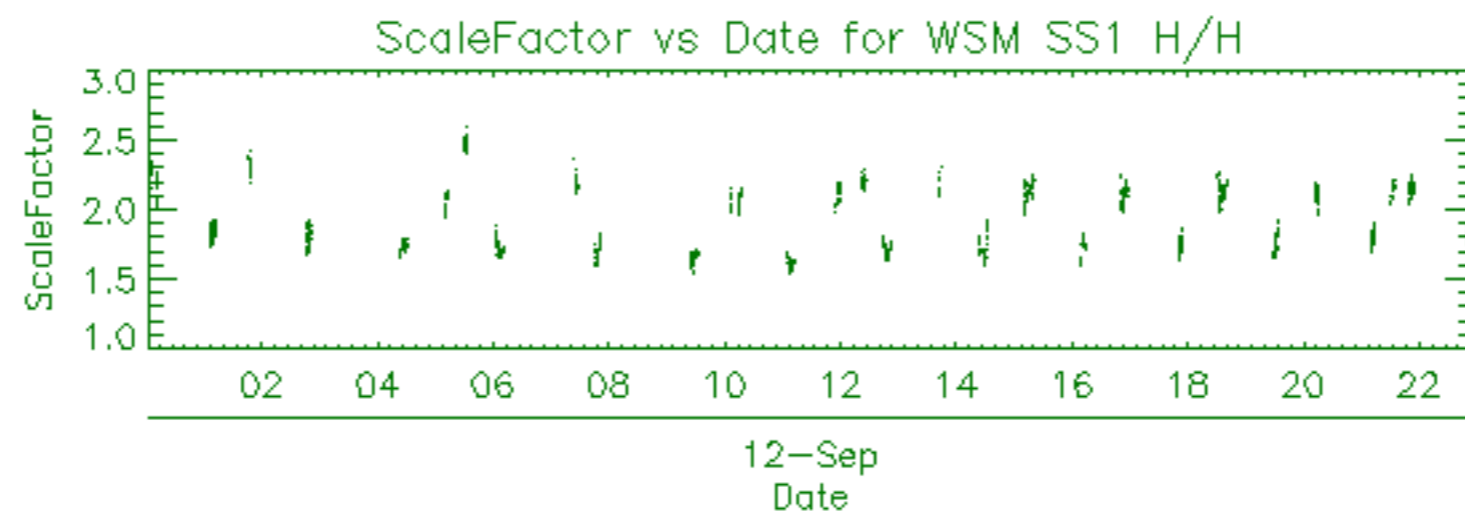


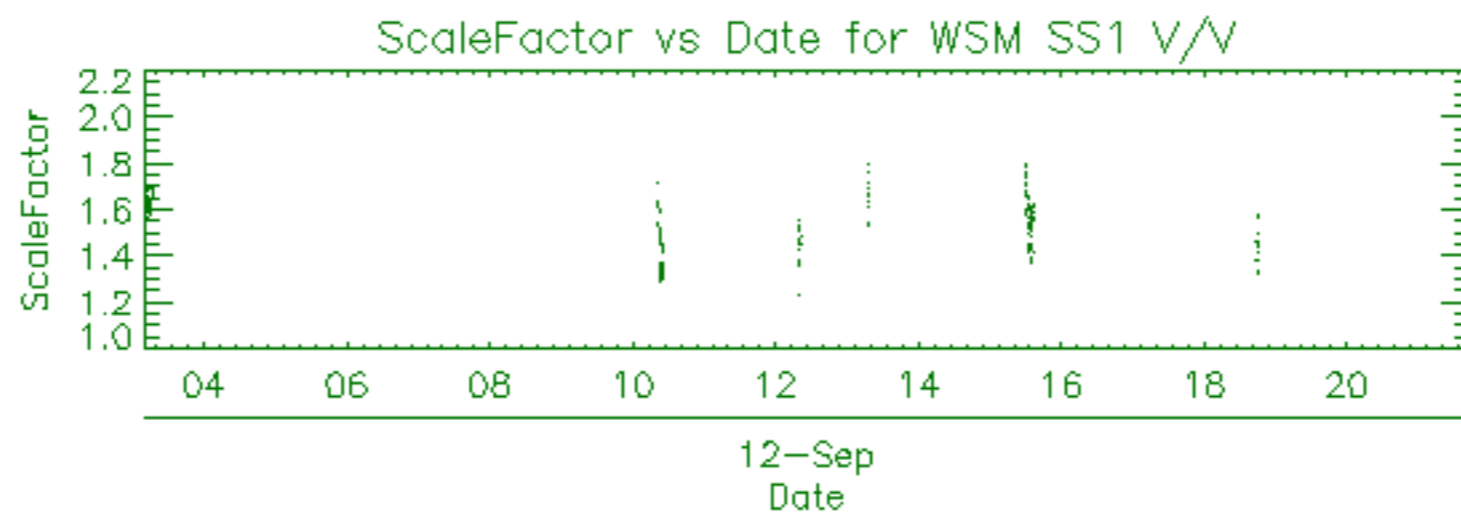












Filename	Beam	Pol	CycleNumber	absOrbit	relOrbit	procVersion					
ASA_APM_1PNPDE20110912_021920_000000573106_00276_49859_9405.N1						IS4	H/H	106	49859	276	5.04
ASA_APM_1PNPDE20110912_035111_000000723106_00277_49860_9400.N1						IS4	H/H	106	49860	277	5.04
ASA_APM_1PNPDE20110912_071858_000001783106_00279_49862_9473.N1						IS4	V/H	106	49862	279	5.04



Filename	Beam	Pol	CycleNumber	absOrbit	relOrbit	procVersion					
ASA_GM1_1PNPDE20110912_000626_000001993106_00275_49858_9339.N1						SS1	H/H	106	49858	275	5.04
ASA_GM1_1PNPDE20110912_001225_000005553106_00275_49858_9345.N1						SS1	H/H	106	49858	275	5.04
ASA_GM1_1PNPDE20110912_003801_000001143106_00275_49858_9344.N1						SS1	H/H	106	49858	275	5.04
ASA_GM1_1PNPDE20110912_004050_000003503106_00275_49858_9342.N1						SS1	H/H	106	49858	275	5.04
ASA_GM1_1PNPDE20110912_005255_000004413106_00275_49858_9347.N1						SS1	H/H	106	49858	275	5.04
ASA_GM1_1PNPDE20110912_010102_000002833106_00275_49858_9351.N1						SS1	H/H	106	49858	275	5.04
ASA_GM1_1PNPDE20110912_010102_000002833106_00275_49858_9354.N1						SS1	H/H	106	49858	275	5.04
ASA_GM1_1PNPDE20110912_012140_000003383106_00275_49858_9407.N1						SS1	H/H	106	49858	275	5.04
ASA_GM1_1PNPDE20110912_014136_000002893106_00276_49859_9408.N1						SS1	H/H	106	49859	276	5.04
ASA_GM1_1PNPDE20110912_014948_000010033106_00276_49859_9413.N1						SS1	H/H	106	49859	276	5.04
ASA_GM1_1PNPDE20110912_020753_000001933106_00276_49859_9425.N1						SS1	H/H	106	49859	276	5.04
ASA_GM1_1PNPDE20110912_021534_000002233106_00276_49859_9423.N1						SS1	H/H	106	49859	276	5.04
ASA_GM1_1PNPDE20110912_023308_000007073106_00276_49859_9420.N1						SS1	H/H	106	49859	276	5.04
ASA_GM1_1PNPDE20110912_025555_000001323106_00276_49859_9419.N1						SS1	H/H	106	49859	276	5.04
ASA_GM1_1PNPDE20110912_025816_000007013106_00276_49859_9418.N1						SS1	H/H	106	49859	276	5.04
ASA_GM1_1PNPDE20110912_031732_000016983106_00277_49860_9417.N1						SS1	H/H	106	49860	277	5.04
ASA_GM1_1PNPDE20110912_034838_000001503106_00277_49860_9414.N1						SS1	H/H	106	49860	277	5.04
ASA_GM1_1PNPDE20110912_041354_000005983106_00277_49860_9443.N1						SS1	H/H	106	49860	277	5.04
ASA_GM1_1PNPDE20110912_043032_000001023106_00277_49860_9444.N1						SS1	H/H	106	49860	277	5.04
ASA_GM1_1PNPDE20110912_045209_000010393106_00278_49861_9445.N1						SS1	H/H	106	49861	278	5.04
ASA_GM1_1PNPDE20110912_051308_000007853106_00278_49861_9449.N1						SS1	H/H	106	49861	278	5.04
ASA_GM1_1PNPDE20110912_055336_000005433106_00278_49861_9476.N1						SS1	H/H	106	49861	278	5.04
ASA_GM1_1PNPDE20110912_061014_000001383106_00278_49861_9478.N1						SS1	H/H	106	49861	278	5.04
ASA_GM1_1PNPDE20110912_064339_000009063106_00279_49862_9489.N1						SS1	H/H	106	49862	279	5.04
ASA_GM1_1PNPDE20110912_070643_000003983106_00279_49862_9488.N1						SS1	H/H	106	49862	279	5.04
ASA_GM1_1PNPDE20110912_071503_000002353106_00279_49862_9487.N1						SS1	H/H	106	49862	279	5.04
ASA_GM1_1PNPDE20110912_072218_000001023106_00279_49862_9485.N1						SS1	H/H	106	49862	279	5.04
ASA_GM1_1PNPDK20110912_073350_000006953106_00279_49862_8480.N1						SS1	H/H	106	49862	279	5.04
ASA_GM1_1PNPDK20110912_075105_000000963106_00279_49862_8481.N1						SS1	H/H	106	49862	279	5.04
ASA_GM1_1PNPDK20110912_082431_000007553106_00280_49863_8486.N1						SS1	H/H	106	49863	280	5.04
ASA_GM1_1PNPDK20110912_083621_000001143106_00280_49863_8519.N1						SS1	H/H	106	49863	280	5.04
ASA_GM1_1PNPDK20110912_084238_000000783106_00280_49863_8520.N1						SS1	H/H	106	49863	280	5.04
ASA_GM1_1PNPDK20110912_085356_000004163106_00280_49863_8521.N1						SS1	H/H	106	49863	280	5.04
ASA_GM1_1PNPDK20110912_091404_000006283106_00280_49863_8523.N1						SS1	H/H	106	49863	280	5.04
ASA_GM1_1PNPDK20110912_100620_000004163106_00281_49864_8524.N1						SS1	H/H	106	49864	281	5.04
ASA_GM1_1PNPDK20110912_101745_000001753106_00281_49864_8540.N1						SS1	H/H	106	49864	281	5.04
ASA_GM1_1PNPDK20110912_103136_000003443106_00281_49864_8541.N1						SS1	H/H	106	49864	281	5.04
ASA_GM1_1PNPDK20110912_105419_000000783106_00281_49864_8542.N1						SS1	H/H	106	49864	281	5.04
ASA_GM1_1PNPDK20110912_105706_000004773106_00281_49864_8544.N1						SS1	H/H	106	49864	281	5.04
ASA_GM1_1PNPDK20110912_111141_000000903106_00281_49864_8546.N1						SS1	H/H	106	49864	281	5.04
ASA_GM1_1PNPDK20110912_114519_000005673106_00282_49865_8547.N1						SS1	H/H	106	49865	282	5.04
ASA_GM1_1PNPDK20110912_123433_000000783106_00282_49865_8594.N1						SS1	H/H	106	49865	282	5.04
ASA_GM1_1PNPDK20110912_123718_000004413106_00282_49865_8598.N1						SS1	H/H	106	49865	282	5.04
ASA_GM1_1PNPDK20110912_125805_000000843106_00282_49865_8596.N1						SS1	H/H	106	49865	282	5.04
ASA_GM1_1PNPDK20110912_125939_000005373106_00282_49865_8603.N1						SS1	H/H	106	49865	282	5.04
ASA_GM1_1PNPDK20110912_131847_000009793106_00283_49866_8607.N1						SS1	H/H	106	49866	283	5.04
ASA_GM1_1PNPDK20110912_133409_000004413106_00283_49866_8651.N1						SS1	H/H	106	49866	283	5.04
ASA_GM1_1PNPDK20110912_135538_000007793106_00283_49866_8652.N1						SS1	H/H	106	49866	283	5.04
ASA_GM1_1PNPDK20110912_140836_000002653106_00283_49866_8654.N1						SS1	H/H	106	49866	283	5.04
ASA_GM1_1PNPDK20110912_141445_000005253106_00283_49866_8659.N1						SS1	H/H	106	49866	283	5.04
ASA_GM1_1PNPDK20110912_142539_000001633106_00283_49866_8657.N1						SS1	H/H	106	49866	283	5.04
ASA_GM1_1PNPDK20110912_143231_000000663106_00283_49866_8658.N1						SS1	H/H	106	49866	283	5.04
ASA_GM1_1PNPDK20110912_143927_000002353106_00283_49866_8660.N1						SS1	H/H	106	49866	283	5.04
ASA_GM1_1PNPDK20110912_144627_000002413106_00283_49866_8662.N1						SS1	H/H	106	49866	283	5.04
ASA_GM1_1PNPDK20110912_145455_000008703106_00284_49867_8665.N1						SS1	H/H	106	49867	284	5.04
ASA_GM1_1PNPDK20110912_152325_000001993106_00284_49867_8698.N1						SS1	H/H	106	49867	284	5.04
ASA_GM1_1PNPDK20110912_155500_000008403106_00284_49867_8700.N1						SS1	H/H	106	49867	284	5.04
ASA_GM1_1PNPDK20110912_163413_000009003106_00285_49868_8702.N1						SS1	H/H	106	49868	285	5.04
ASA_GM1_1PNPDK20110912_164800_000001503106_00285_49868_8730.N1						SS1	H/H	106	49868	285	5.04
ASA_GM1_1PNPDK20110912_170101_000001873106_00285_49868_8731.N1						SS1	H/H	106	49868	285	5.04
ASA_GM1_1PNPDK20110912_170602_000001753106_00285_49868_8732.N1						SS1	H/H	106	49868	285	5.04
ASA_GM1_1PNPDK20110912_171147_000001083106_00285_49868_8734.N1						SS1	H/H	106	49868	285	5.04
ASA_GM1_1PNPDK20110912_173514_000008763106_00285_49868_8736.N1						SS1	H/H	106	49868	285	5.04
ASA_GM1_1PNPDK20110912_181500_000008523106_00286_49869_8742.N1						SS1	H/H	106	49869	286	5.04
ASA_GM1_1PNPDK20110912_182757_000001693106_00286_49869_8756.N1						SS1	H/H	106	49869	286	5.04
ASA_GM1_1PNPDK20110912_184222_000000783106_00286_49869_8757.N1						SS1	H/H	106	49869	286	5.04
ASA_GM1_1PNPDK20110912_191528_000007983106_00286_49869_8760.N1						SS1	H/H	106	49869	286	5.04

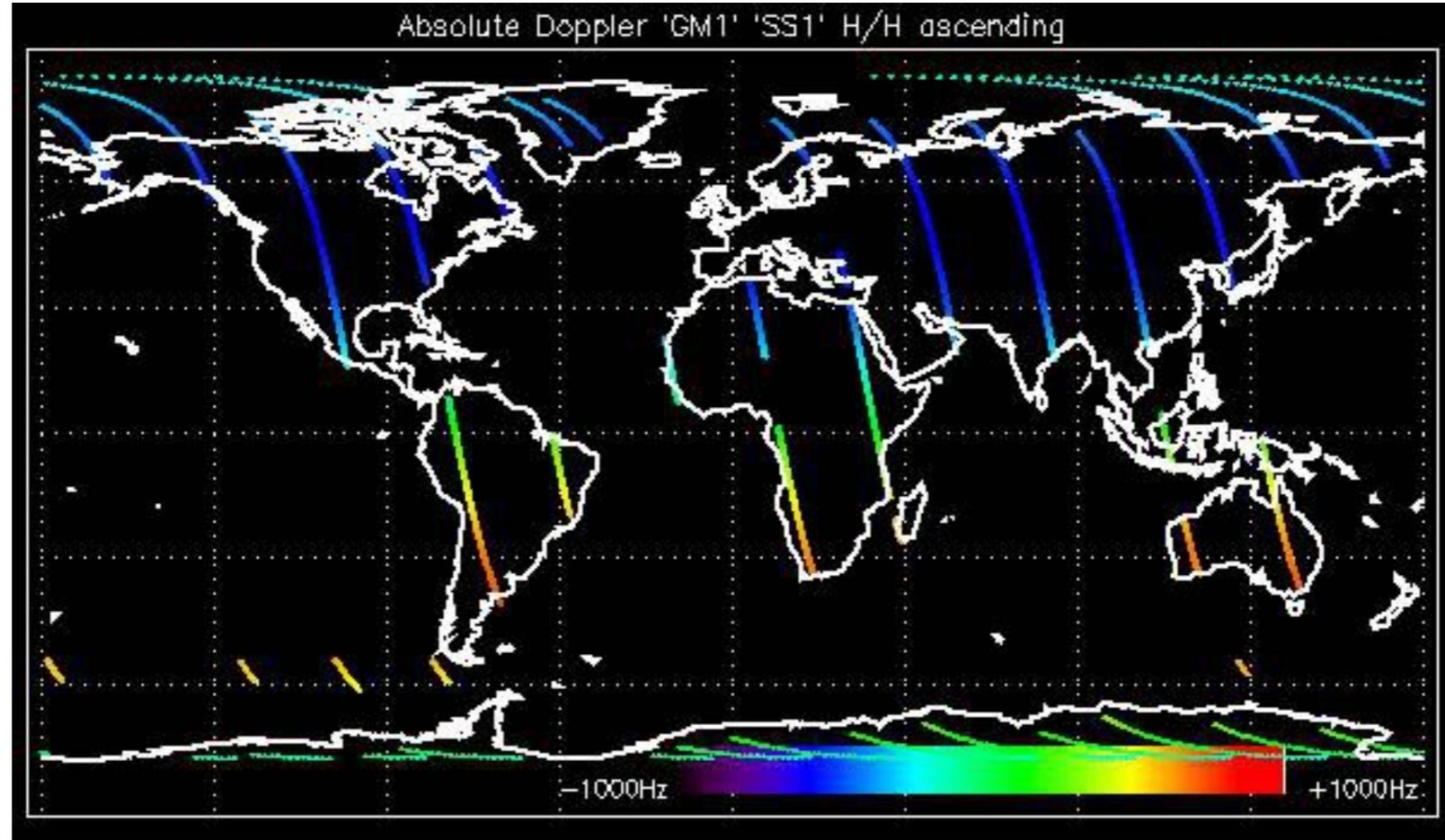
ASA_GM1_1PNPDK20110912_194230_000000963106_00286_49869_8759.N1	SS1	H/H	106	49869	286	5.04
ASA_GM1_1PNPDK20110912_194526_000007983106_00286_49869_8761.N1	SS1	H/H	106	49869	286	5.04
ASA_GM1_1PNPDK20110912_195936_000001443106_00287_49870_8763.N1	SS1	H/H	106	49870	287	5.04
ASA_GM1_1PNPDE20110912_200731_000002113106_00287_49870_9799.N1	SS1	H/H	106	49870	287	5.04
ASA_GM1_1PNPDE20110912_201637_000003983106_00287_49870_9802.N1	SS1	H/H	106	49870	287	5.04
ASA_GM1_1PNPDE20110912_205542_000006283106_00287_49870_9806.N1	SS1	H/H	106	49870	287	5.04
ASA_GM1_1PNPDE20110912_210723_000001443106_00287_49870_9805.N1	SS1	H/H	106	49870	287	5.04
ASA_GM1_1PNPDE20110912_212023_000006043106_00287_49870_9832.N1	SS1	H/H	106	49870	287	5.04
ASA_GM1_1PNPDE20110912_213504_000003263106_00288_49871_9834.N1	SS1	H/H	106	49871	288	5.04
ASA_GM1_1PNPDE20110912_215550_000003923106_00288_49871_9839.N1	SS1	H/H	106	49871	288	5.04
ASA_GM1_1PNPDE20110912_223556_000007913106_00288_49871_9842.N1	SS1	H/H	106	49871	288	5.04
ASA_GM1_1PNPDE20110912_231219_000002653106_00289_49872_9871.N1	SS1	H/H	106	49872	289	5.04
ASA_GM1_1PNPDE20110912_233008_000001693106_00289_49872_9873.N1	SS1	H/H	106	49872	289	5.04
ASA_GM1_1PNPDE20110912_234200_000002593106_00289_49872_9875.N1	SS1	H/H	106	49872	289	5.04

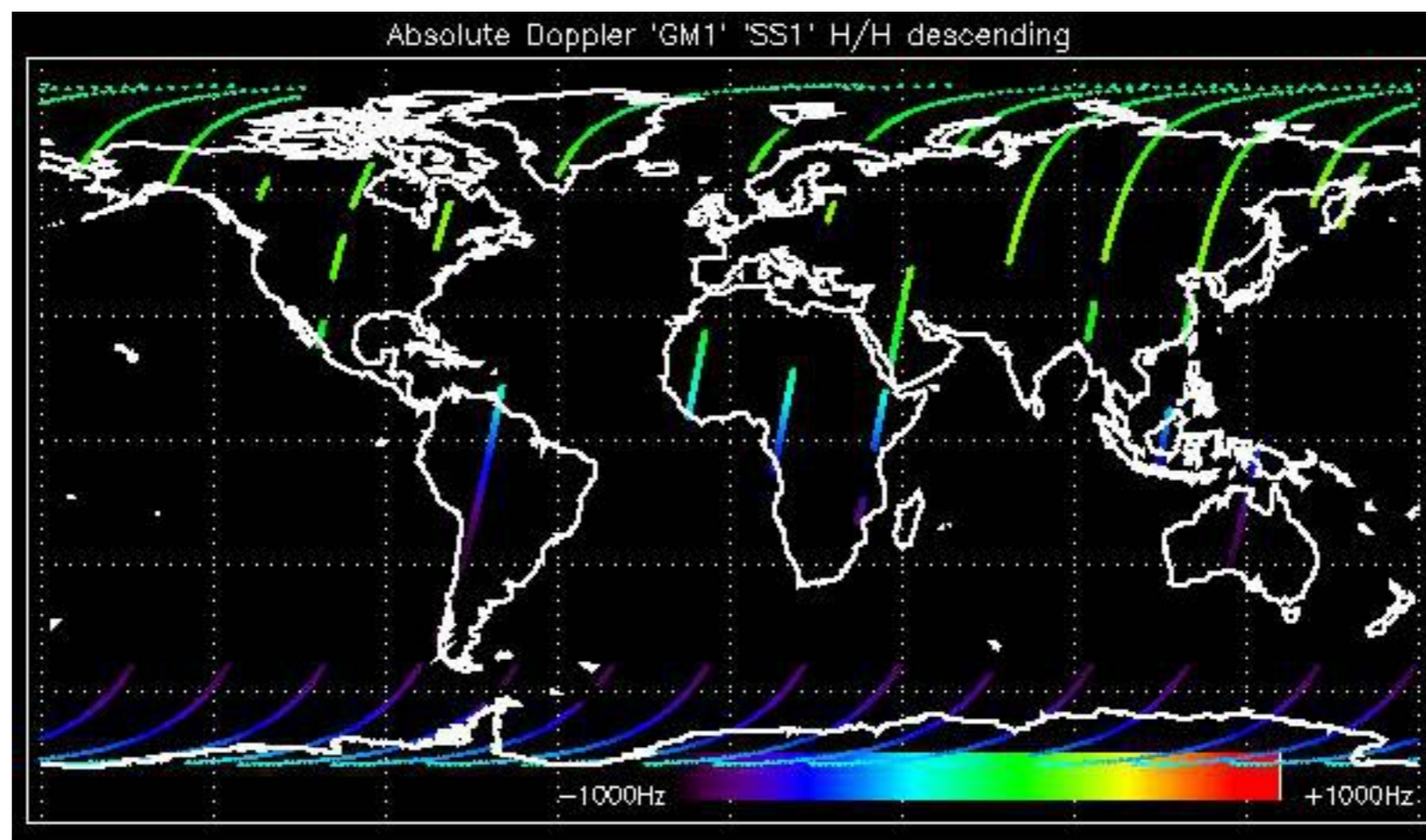
Filename	Beam	Pol	CycleNumber	absOrbit	relOrbit	procVersion					
ASA_IMM_1PNPDE20110912_010015_000000373106_00275_49858_9338.N1						IS2	V/V	106	49858	275	5.04
ASA_IMM_1PNPDE20110912_021106_000000373106_00276_49859_9406.N1						IS6	V/V	106	49859	276	5.04
ASA_IMM_1PNPDE20110912_034545_000001113106_00277_49860_9398.N1						IS6	H/H	106	49860	277	5.04
ASA_IMM_1PNPDE20110912_034752_000000373106_00277_49860_9399.N1						IS2	V/V	106	49860	277	5.04
ASA_IMM_1PNPDE20110912_052614_000001583106_00278_49861_9440.N1						IS6	H/H	106	49861	278	5.04
ASA_IMM_1PNPDK20110912_065846_000003033106_00279_49862_8463.N1						IS6	H/H	106	49862	279	5.04
ASA_IMM_1PNPDE20110912_071318_000000923106_00279_49862_9470.N1						IS2	V/V	106	49862	279	5.04
ASA_IMM_1PNPDE20110912_083815_000001303106_00280_49863_9532.N1						IS6	H/H	106	49863	280	5.04
ASA_IMM_1PNPDE20110912_084734_000000373106_00280_49863_9530.N1						IS2	V/V	106	49863	280	5.04
ASA_IMM_1PNPDE20110912_084903_000002843106_00280_49863_9541.N1						IS6	H/H	106	49863	280	5.04
ASA_IMM_1PNPDE20110912_111644_000001283106_00281_49864_9586.N1						IS6	H/H	106	49864	281	5.04
ASA_IMM_1PNPDE20110912_170856_000001573106_00285_49868_9672.N1						IS6	H/H	106	49868	285	5.04
ASA_IMM_1PNPDE20110912_210638_000000373106_00287_49870_9798.N1						IS2	V/V	106	49870	287	5.04

Filename	Pol	Timestamp	count(Module)
ASA_MS__0PNPDK20110912_105546_000000163106_00281_49864_0769.N1	H	2011-09-12 10:55:46	320
ASA_MS__0PNPDK20110912_123600_000000163106_00282_49865_0770.N1	V	2011-09-12 12:36:00	320

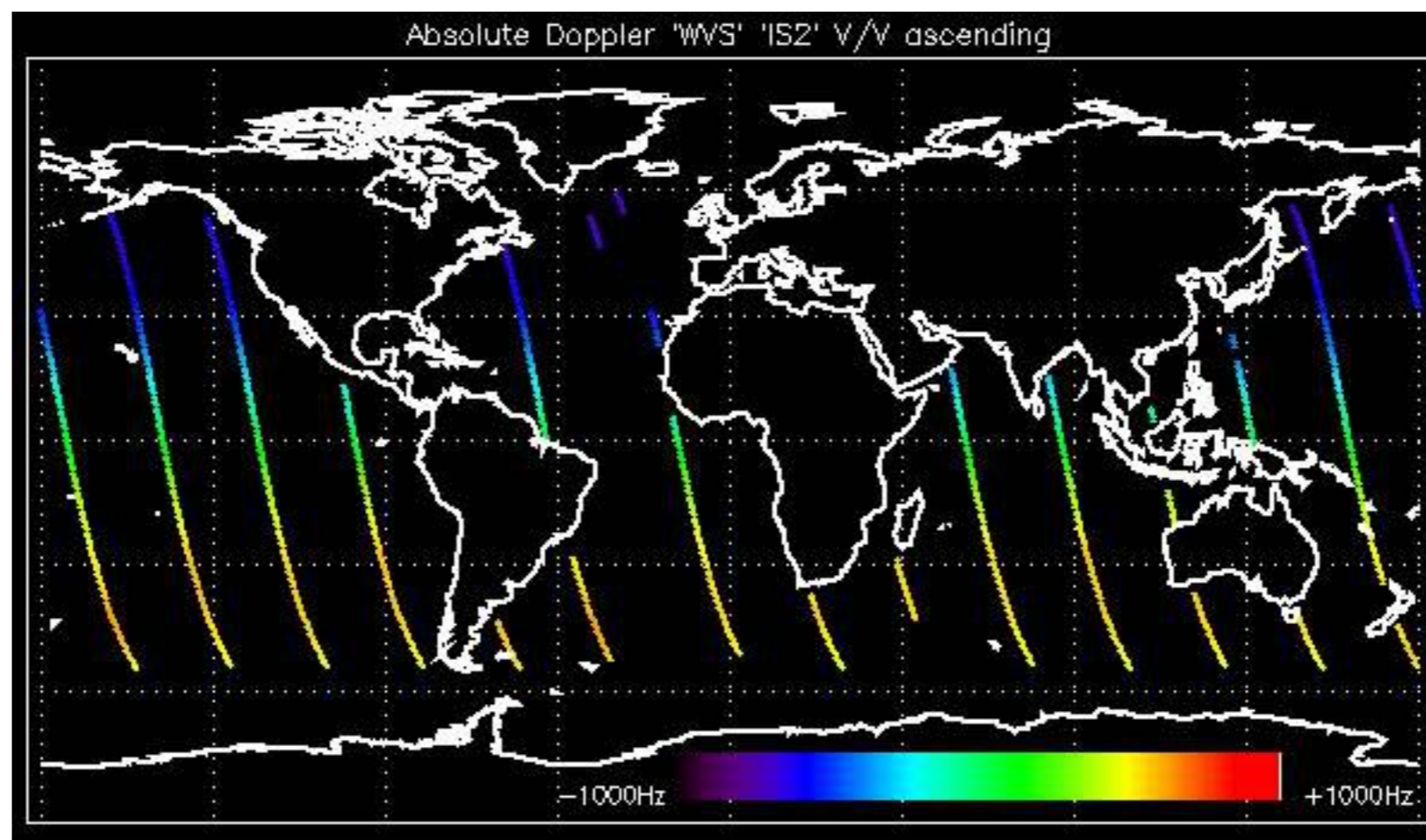
Filename	Beam	Pol	CycleNumber	absOrbit	relOrbit	procVersion					
ASA_WSM_1PNPDE20110912_000251_000002083106_00275_49858_9353.N1						SS1	H/H	106	49858	275	5.04
ASA_WSM_1PNPDE20110912_000251_000002083106_00275_49858_9350.N1						SS1	H/H	106	49858	275	5.04
ASA_WSM_1PNPDE20110912_000950_000001533106_00275_49858_9358.N1						SS1	H/H	106	49858	275	5.04
ASA_WSM_1PNPDE20110912_010549_000003923106_00275_49858_9341.N1						SS1	H/H	106	49858	275	5.04
ASA_WSM_1PNPDE20110912_014626_000001903106_00276_49859_9403.N1						SS1	H/H	106	49859	276	5.04
ASA_WSM_1PNPDE20110912_024456_000003923106_00276_49859_9409.N1						SS1	H/H	106	49859	276	5.04
ASA_WSM_1PNPDK20110912_030957_000004533106_00277_49860_8711.N1						SS1	V/V	106	49860	277	5.04
ASA_WSM_1PNPDE20110912_042353_000003923106_00277_49860_9438.N1						SS1	H/H	106	49860	277	5.04
ASA_WSM_1PNPDE20110912_050933_000002083106_00278_49861_9439.N1						SS1	H/H	106	49861	278	5.04
ASA_WSM_1PNPDE20110912_052942_000002143106_00278_49861_9441.N1						SS1	H/H	106	49861	278	5.04
ASA_WSM_1PNPDE20110912_060241_000004533106_00278_49861_9466.N1						SS1	H/H	106	49861	278	5.04
ASA_WSM_1PNPDE20110912_072409_000002143106_00279_49862_9477.N1						SS1	H/H	106	49862	279	5.04
ASA_WSM_1PNPDK20110912_074527_000003303106_00279_49862_8491.N1						SS1	H/H	106	49862	279	5.04
ASA_WSM_1PNPDK20110912_092434_000004533106_00280_49863_8532.N1						SS1	H/H	106	49863	280	5.04
ASA_WSM_1PNPDK20110912_100446_000000923106_00281_49864_8533.N1						SS1	H/H	106	49864	281	5.04
ASA_WSM_1PNPDE20110912_101319_000002513106_00281_49864_9569.N1						SS1	H/H	106	49864	281	5.04
ASA_WSM_1PNPDE20110912_102046_000002883106_00281_49864_9571.N1						SS1	V/V	106	49864	281	5.04
ASA_WSM_1PNPDK20110912_102312_000001903106_00281_49864_8535.N1						SS1	V/V	106	49864	281	5.04
ASA_WSM_1PNPDE20110912_110504_000003923106_00281_49864_9585.N1						SS1	H/H	106	49864	281	5.04
ASA_WSM_1PNPDK20110912_115450_000003303106_00282_49865_8561.N1						SS1	H/H	106	49865	282	5.04
ASA_WSM_1PNPDE20110912_121829_000001533106_00282_49865_9587.N1						SS1	V/V	106	49865	282	5.04
ASA_WSM_1PNPDE20110912_122148_000002693106_00282_49865_9591.N1						SS1	H/H	106	49865	282	5.04
ASA_WSM_1PNPDK20110912_124440_000004773106_00282_49865_8613.N1						SS1	H/H	106	49865	282	5.04
ASA_WSM_1PNPDK20110912_131639_000000923106_00283_49866_8614.N1						SS1	V/V	106	49866	283	5.04
ASA_WSM_1PNPDE20110912_134131_000001283106_00283_49866_9643.N1						SS1	H/H	106	49866	283	5.04
ASA_WSM_1PNPDE20110912_142335_000001223106_00283_49866_9644.N1						SS1	H/H	106	49866	283	5.04
ASA_WSM_1PNPDE20110912_142828_000002393106_00283_49866_9645.N1						SS1	H/H	106	49866	283	5.04
ASA_WSM_1PNPDK20110912_150931_000004283106_00284_49867_8670.N1						SS1	H/H	106	49867	284	5.04
ASA_WSM_1PNPDE20110912_151737_000001843106_00284_49867_9646.N1						SS1	H/H	106	49867	284	5.04
ASA_WSM_1PNPDK20110912_152924_000004533106_00284_49867_8712.N1						SS1	V/V	106	49867	284	5.04
ASA_WSM_1PNPDE20110912_160901_000002753106_00284_49867_9642.N1						SS1	H/H	106	49867	284	5.04
ASA_WSM_1PNPDK20110912_165035_000002083106_00285_49868_8709.N1						SS1	H/H	106	49868	285	5.04
ASA_WSM_1PNPDE20110912_165328_000002693106_00285_49868_9671.N1						SS1	H/H	106	49868	285	5.04
ASA_WSM_1PNPDE20110912_174951_000002753106_00285_49868_9669.N1						SS1	H/H	106	49868	285	5.04
ASA_WSM_1PNPDK20110912_183050_000001533106_00286_49869_8748.N1						SS1	H/H	106	49869	286	5.04
ASA_WSM_1PNPDE20110912_183247_000002943106_00286_49869_9691.N1						SS1	H/H	106	49869	286	5.04
ASA_WSM_1PNPDE20110912_183802_000001353106_00286_49869_9738.N1						SS1	H/H	106	49869	286	5.04
ASA_WSM_1PNPDE20110912_184351_000001223106_00286_49869_9739.N1						SS1	V/V	106	49869	286	5.04
ASA_WSM_1PNPDE20110912_192850_000003303106_00286_49869_9737.N1						SS1	H/H	106	49869	286	5.04
ASA_WSM_1PNPDE20110912_201103_000003303106_00287_49870_9813.N1						SS1	H/H	106	49870	287	5.04
ASA_WSM_1PNPDE20110912_210951_000002753106_00287_49870_9803.N1						SS1	H/H	106	49870	287	5.04
ASA_WSM_1PNPDE20110912_213029_000002693106_00288_49871_9818.N1						SS1	H/H	106	49871	288	5.04
ASA_WSM_1PNPDE20110912_214108_000000923106_00288_49871_9835.N1						SS1	V/V	106	49871	288	5.04
ASA_WSM_1PNPDE20110912_214917_000003923106_00288_49871_9846.N1						SS1	H/H	106	49871	288	5.04
ASA_WSM_1PNPDE20110912_224912_000003923106_00288_49871_9836.N1						SS1	H/H	106	49871	288	5.04

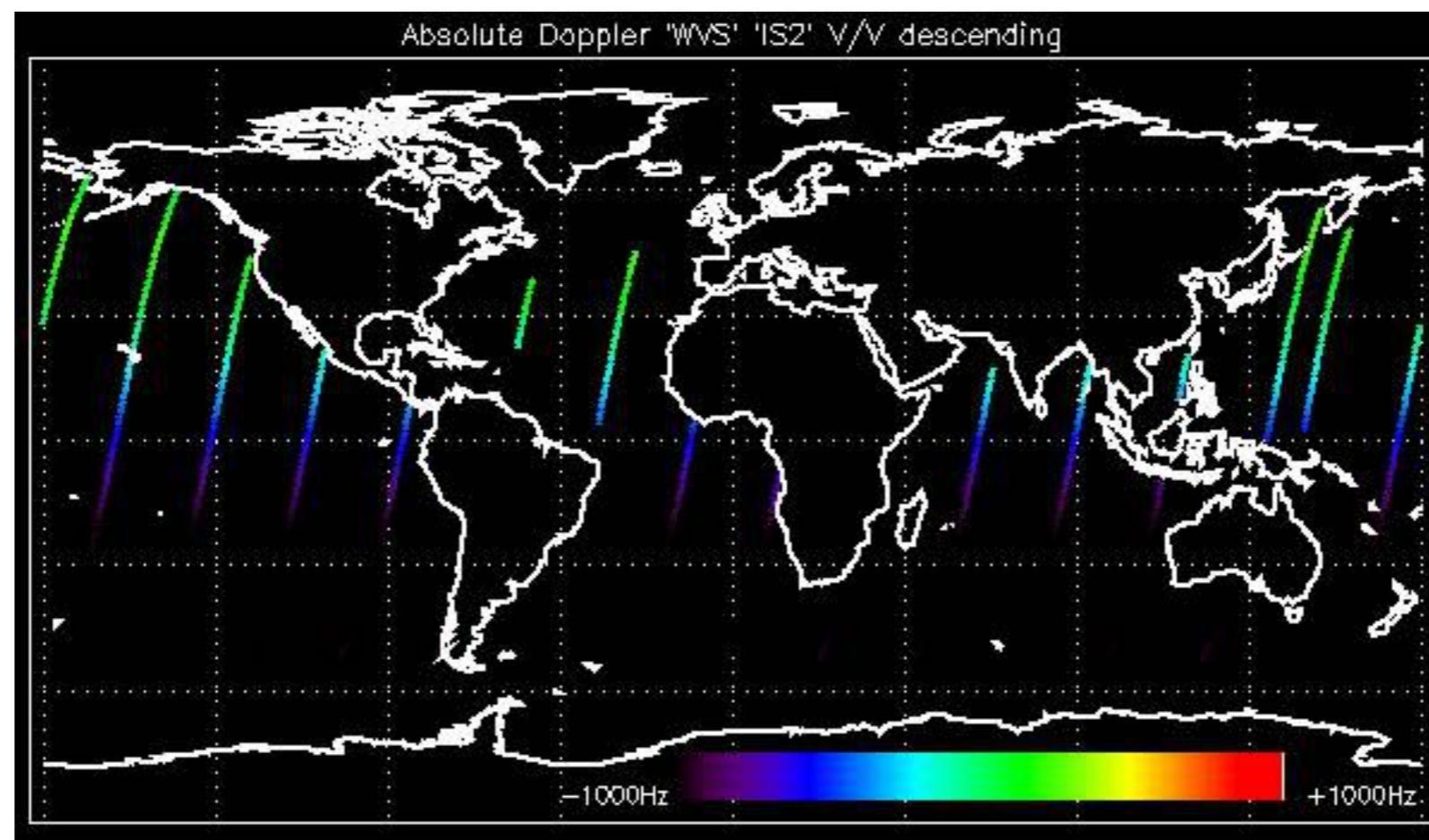
Filename	Beam	Pol	CycleNumber	absOrbit	relOrbit	procVersion					
ASA_WVS_1PNPDE20110911_233537_000015893106_00274_49857_9340.N1						IS2	V/V	106	49857	274	5.04
ASA_WVS_1PNPDE20110912_002146_000009293106_00275_49858_9343.N1						IS2	V/V	106	49858	275	5.04
ASA_WVS_1PNPDE20110912_004641_000003303106_00275_49858_9346.N1						IS2	V/V	106	49858	275	5.04
ASA_WVS_1PNPDE20110912_011220_000001803106_00275_49858_9348.N1						IS2	V/V	106	49858	275	5.04
ASA_WVS_1PNPDE20110912_011435_000002843106_00275_49858_9404.N1						IS2	V/V	106	49858	275	5.04
ASA_WVS_1PNPDE20110912_012721_000008093106_00275_49858_9424.N1						IS2	V/V	106	49858	275	5.04
ASA_WVS_1PNPDE20110912_021150_000001793106_00276_49859_9422.N1						IS2	V/V	106	49859	276	5.04
ASA_WVS_1PNPDE20110912_022023_000007193106_00276_49859_9421.N1						IS2	V/V	106	49859	276	5.04
ASA_WVS_1PNPDE20110912_025159_000001953106_00276_49859_9416.N1						IS2	V/V	106	49859	276	5.04
ASA_WVS_1PNPDE20110912_035247_000008393106_00277_49860_9415.N1						IS2	V/V	106	49860	277	5.04
ASA_WVS_1PNPDE20110912_040632_000002103106_00277_49860_9442.N1						IS2	V/V	106	49860	277	5.04
ASA_WVS_1PNPDE20110912_043222_000011393106_00277_49860_9446.N1						IS2	V/V	106	49860	277	5.04
ASA_WVS_1PNPDE20110912_053316_000009443106_00278_49861_9447.N1						IS2	V/V	106	49861	278	5.04
ASA_WVS_1PNPDE20110912_054846_000000753106_00278_49861_9474.N1						IS2	V/V	106	49861	278	5.04
ASA_WVS_1PNPDE20110912_055151_000000603106_00278_49861_9475.N1						IS2	V/V	106	49861	278	5.04
ASA_WVS_1PNPDE20110912_061236_000018143106_00278_49861_9486.N1						IS2	V/V	106	49861	278	5.04
ASA_WVS_1PNPDE20110912_072753_000001503106_00279_49862_9484.N1						IS2	V/V	106	49862	279	5.04
ASA_WVS_1PNPDK20110912_073008_000001803106_00279_49862_8479.N1						IS2	V/V	106	49862	279	5.04
ASA_WVS_1PNPDE20110912_072753_000001503106_00279_49862_9484.N1						IS1	V/V	106	49862	279	5.04
ASA_WVS_1PNPDK20110912_075250_000018593106_00279_49862_8482.N1						IS2	V/V	106	49862	279	5.04
ASA_WVS_1PNPDK20110912_090054_000007493106_00280_49863_8522.N1						IS2	V/V	106	49863	280	5.04
ASA_WVS_1PNPDK20110912_093255_000018743106_00280_49863_8525.N1						IS2	V/V	106	49863	280	5.04
ASA_WVS_1PNPDK20110912_103722_000009743106_00281_49864_8543.N1						IS2	V/V	106	49864	281	5.04
ASA_WVS_1PNPDK20110912_111318_000001653106_00281_49864_8545.N1						IS2	V/V	106	49864	281	5.04
ASA_WVS_1PNPDK20110912_111858_000015293106_00281_49864_8548.N1						IS2	V/V	106	49864	281	5.04
ASA_WVS_1PNPDK20110912_111858_000015293106_00281_49864_8549.N1						IS2	V/V	106	49864	281	5.04
ASA_WVS_1PNPDK20110912_120619_000006893106_00282_49865_8595.N1						IS2	V/V	106	49865	282	5.04
ASA_WVS_1PNPDK20110912_122617_000004503106_00282_49865_8597.N1						IS2	V/V	106	49865	282	5.04
ASA_WVS_1PNPDK20110912_125323_000002403106_00282_49865_8602.N1						IS2	V/V	106	49865	282	5.04
ASA_WVS_1PNPDK20110912_130840_000004353106_00282_49865_8608.N1						IS2	V/V	106	49865	282	5.04
ASA_WVS_1PNPDK20110912_134827_000002693106_00283_49866_8653.N1						IS2	V/V	106	49866	283	5.04
ASA_WVS_1PNPDK20110912_141302_000000603106_00283_49866_8656.N1						IS2	V/V	106	49866	283	5.04
ASA_WVS_1PNPDK20110912_143346_000003003106_00283_49866_8655.N1						IS2	V/V	106	49866	283	5.04
ASA_WVS_1PNPDK20110912_144327_000001343106_00283_49866_8661.N1						IS2	V/V	106	49866	283	5.04
ASA_WVS_1PNPDK20110912_145029_000000443106_00284_49867_8664.N1						IS2	V/V	106	49867	284	5.04
ASA_WVS_1PNPDK20110912_153655_000010343106_00284_49867_8699.N1						IS2	V/V	106	49867	284	5.04
ASA_WVS_1PNPDK20110912_161351_000011843106_00284_49867_8701.N1						IS2	V/V	106	49867	284	5.04
ASA_WVS_1PNPDK20110912_171344_000012443106_00285_49868_8735.N1						IS2	V/V	106	49868	285	5.04
ASA_WVS_1PNPDK20110912_175422_000011993106_00285_49868_8741.N1						IS2	V/V	106	49868	285	5.04
ASA_WVS_1PNPDK20110912_184740_000016193106_00286_49869_8758.N1						IS2	V/V	106	49869	286	5.04
ASA_WVS_1PNPDK20110912_193746_000002403106_00286_49869_8762.N1						IS2	V/V	106	49869	286	5.04
ASA_WVS_1PNPDE20110912_202320_000019043106_00287_49870_9804.N1						IS2	V/V	106	49870	287	5.04
ASA_WVS_1PNPDE20110912_211433_000003003106_00287_49870_9837.N1						IS2	V/V	106	49870	287	5.04
ASA_WVS_1PNPDE20110912_220227_000019643106_00288_49871_9840.N1						IS2	V/V	106	49871	288	5.04
ASA_WVS_1PNPDE20110912_225544_000003003106_00288_49871_9841.N1						IS2	V/V	106	49871	288	5.04
ASA_WVS_1PNPDE20110912_225959_000007043106_00288_49871_9870.N1						IS2	V/V	106	49871	288	5.04
ASA_WVS_1PNPDE20110912_231645_000001343106_00289_49872_9872.N1						IS2	V/V	106	49872	289	5.04
ASA_WVS_1PNPDE20110912_232543_000000753106_00289_49872_9874.N1						IS2	V/V	106	49872	289	5.04
ASA_WVS_1PNPDE20110912_234623_000008543106_00289_49872_9877.N1						IS2	V/V	106	49872	289	5.04

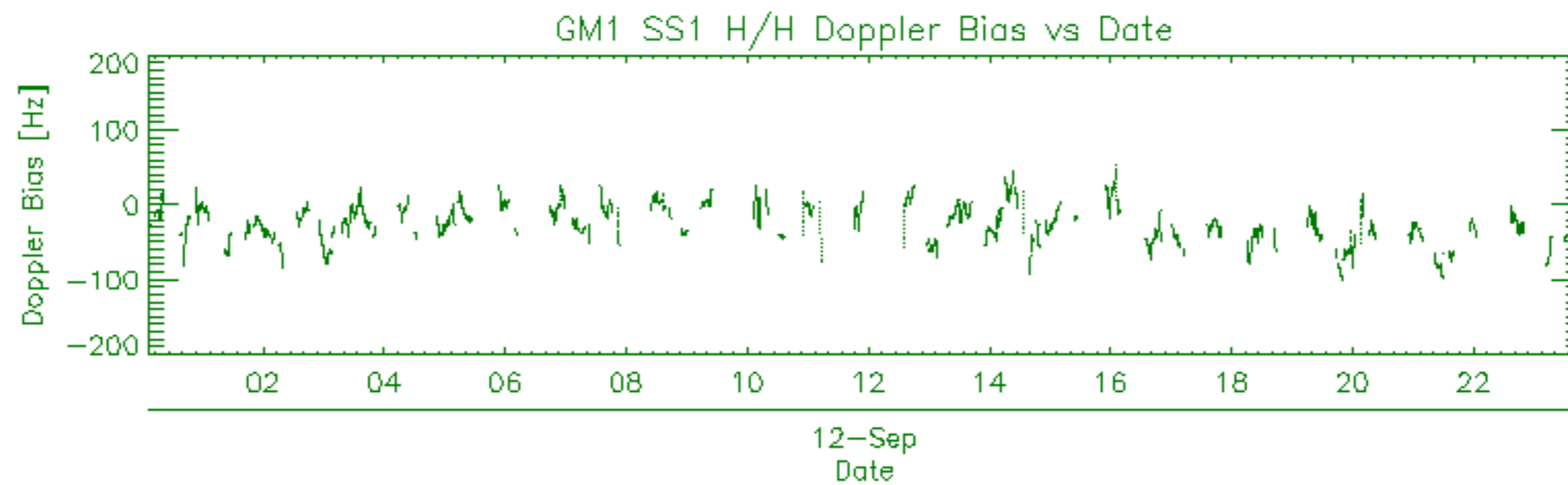
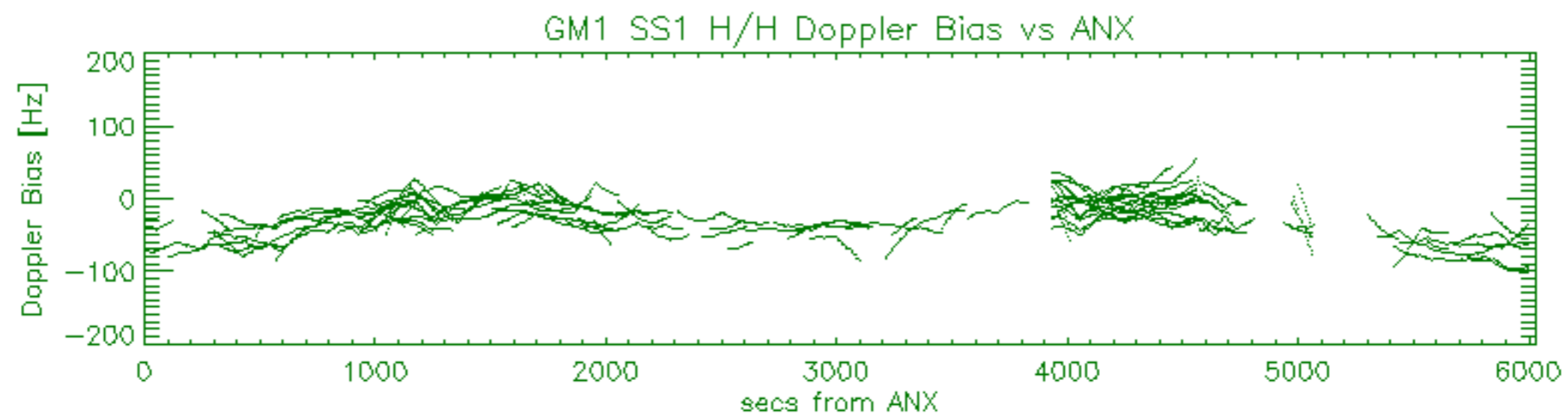
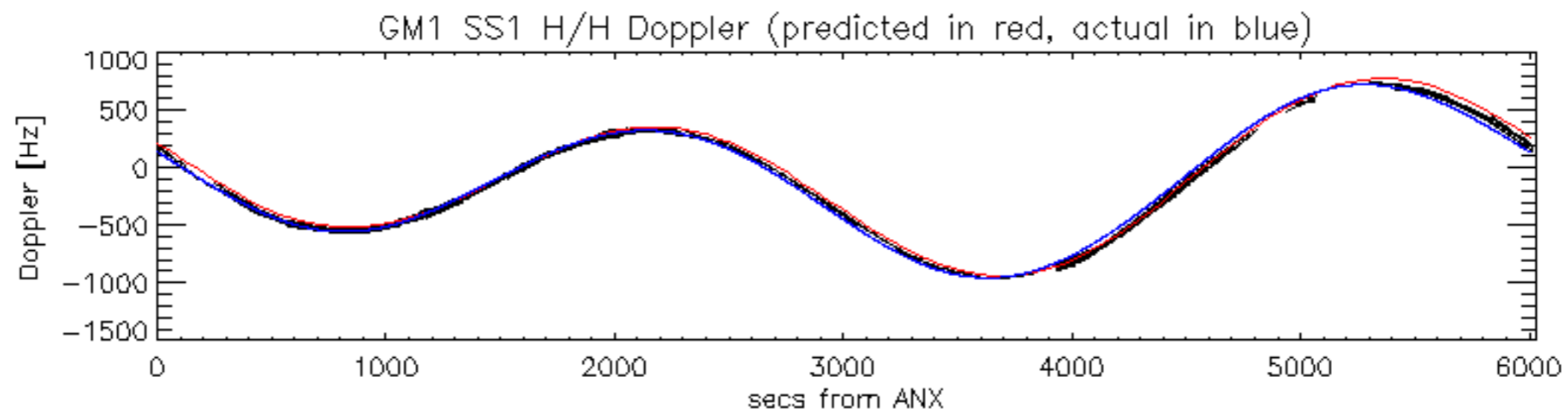


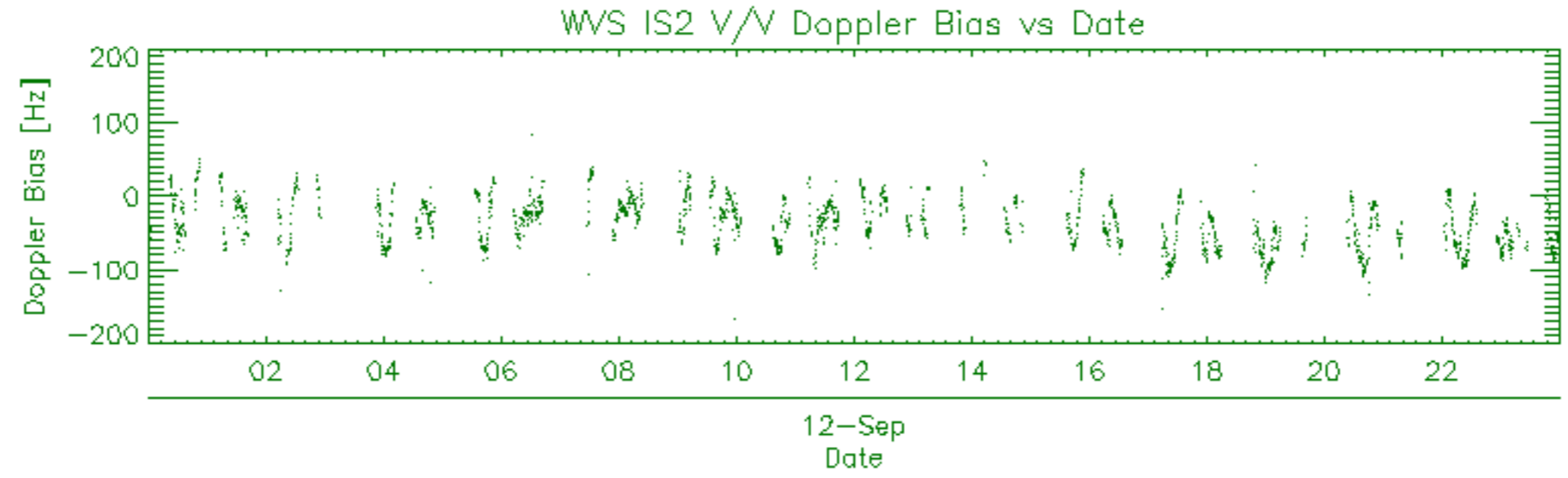
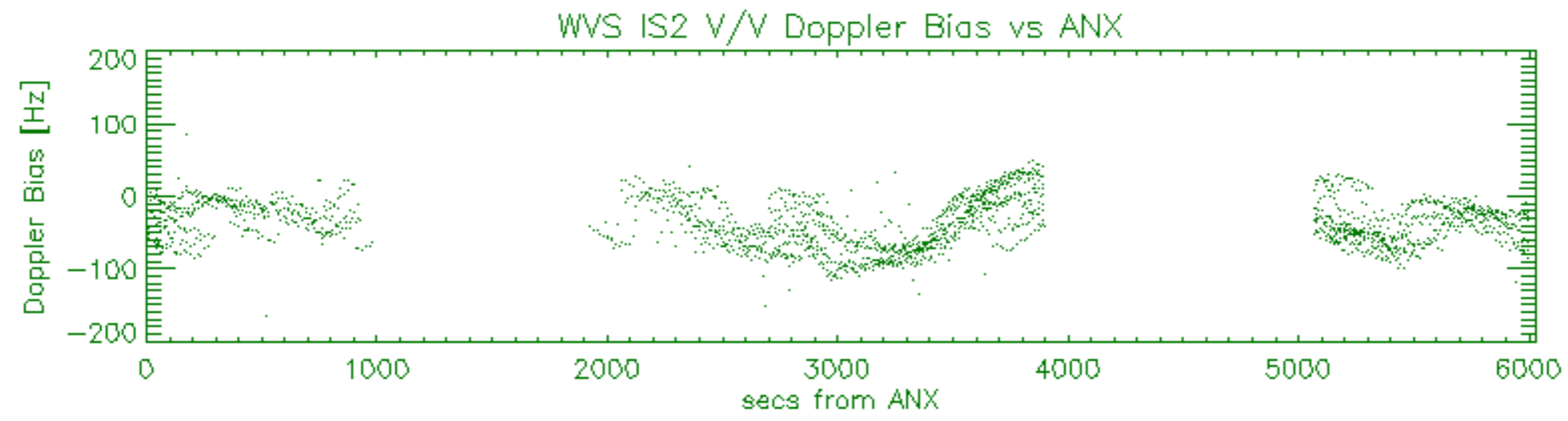
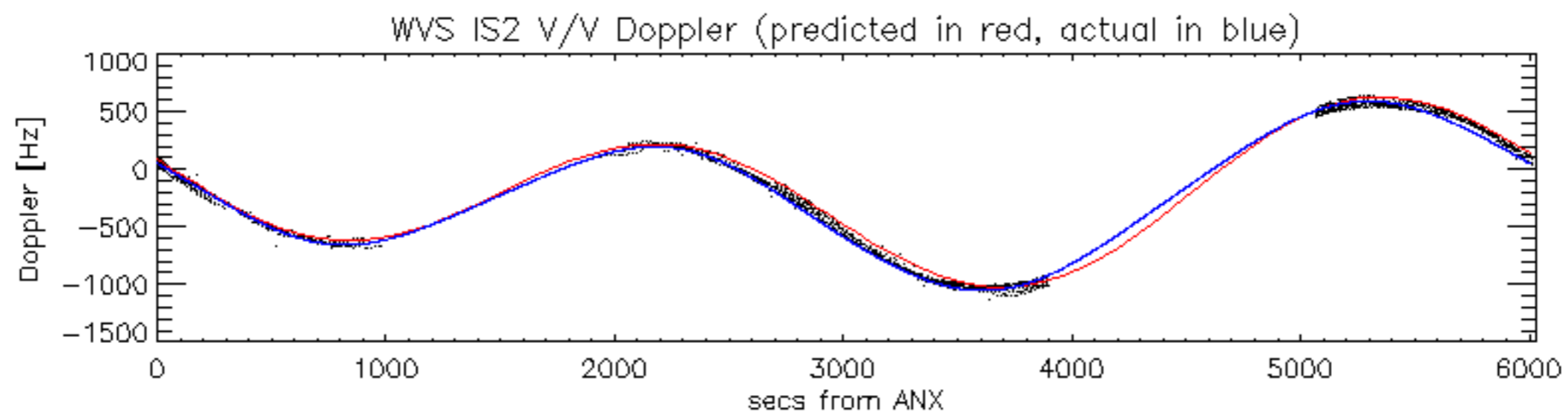


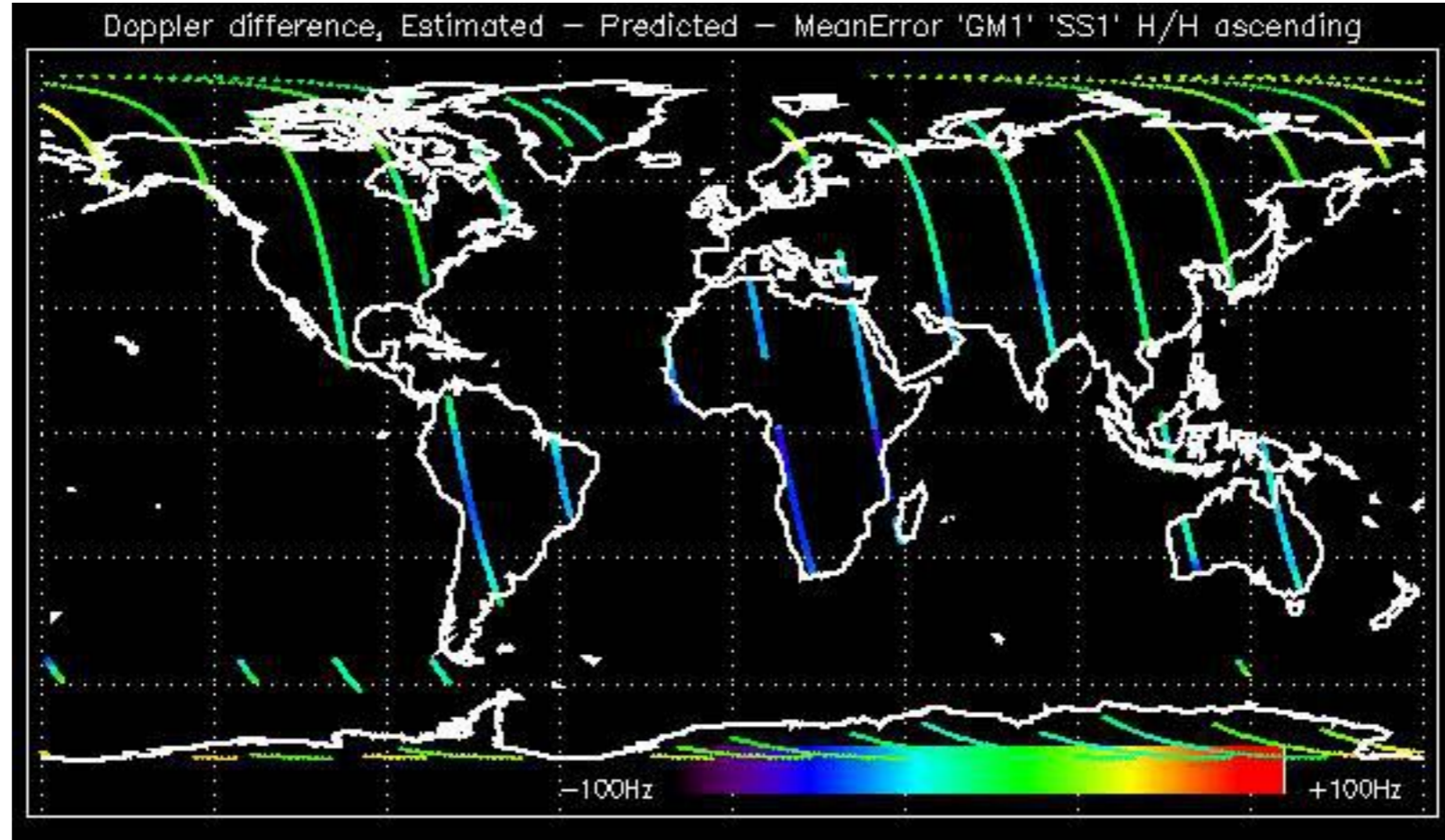


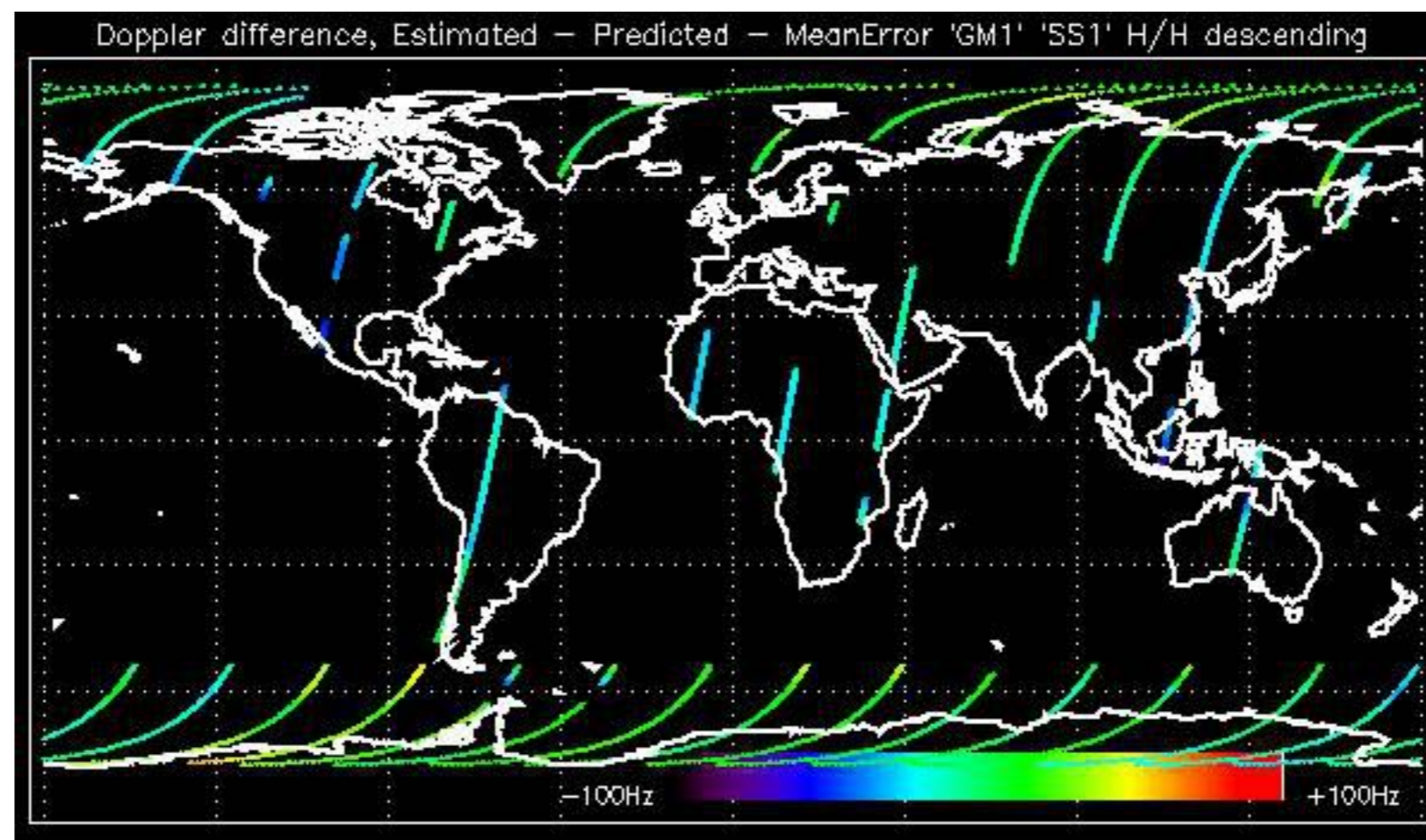


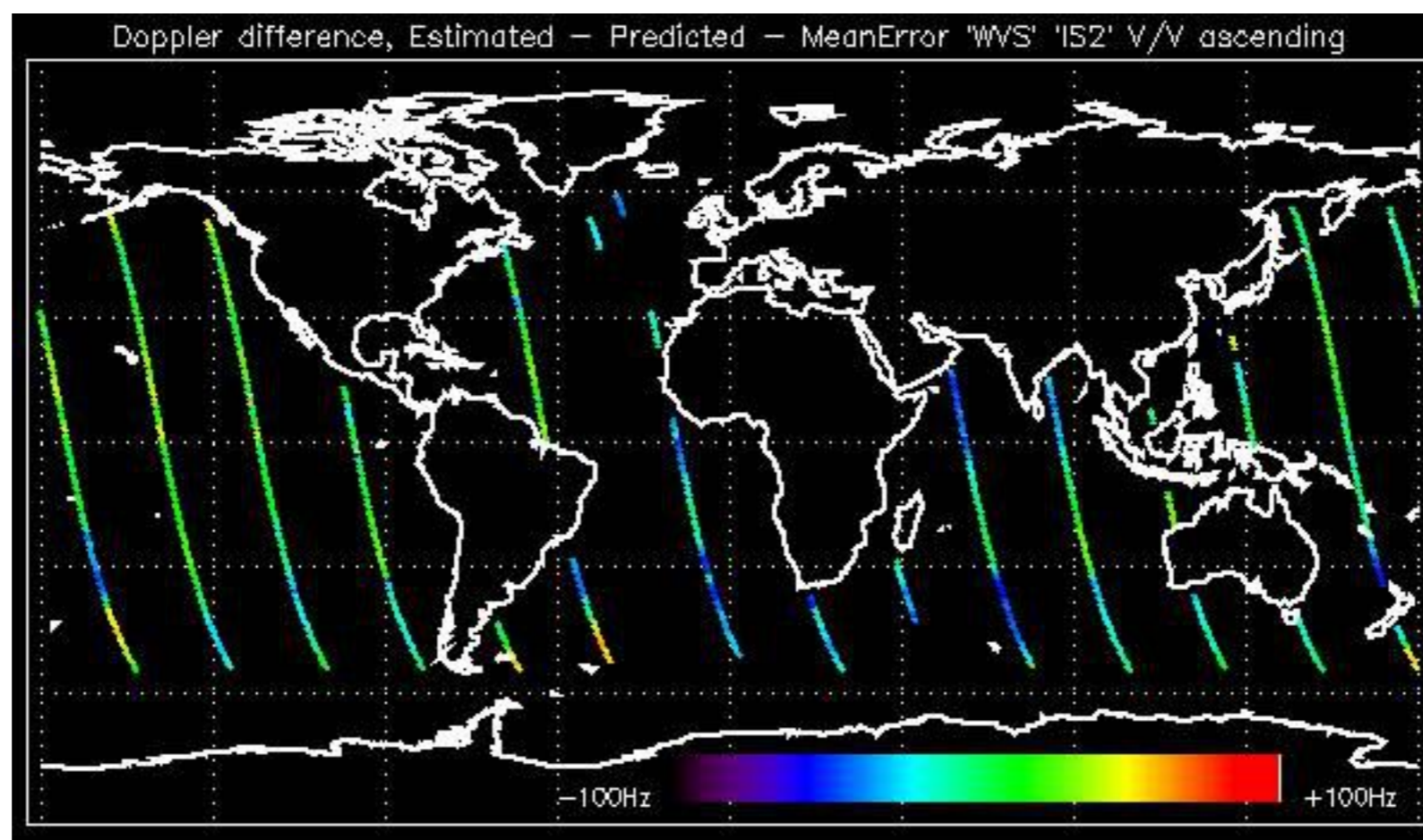


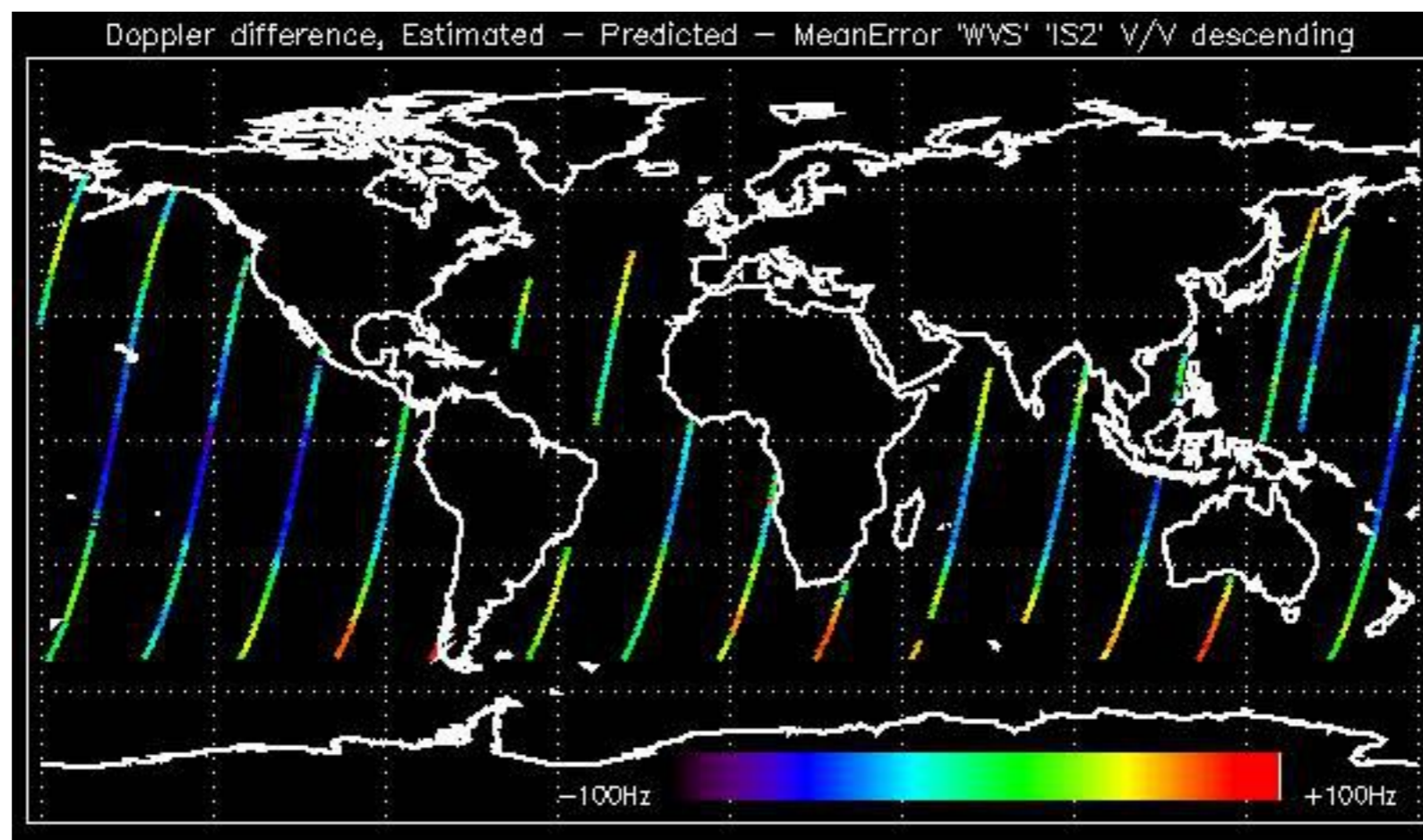




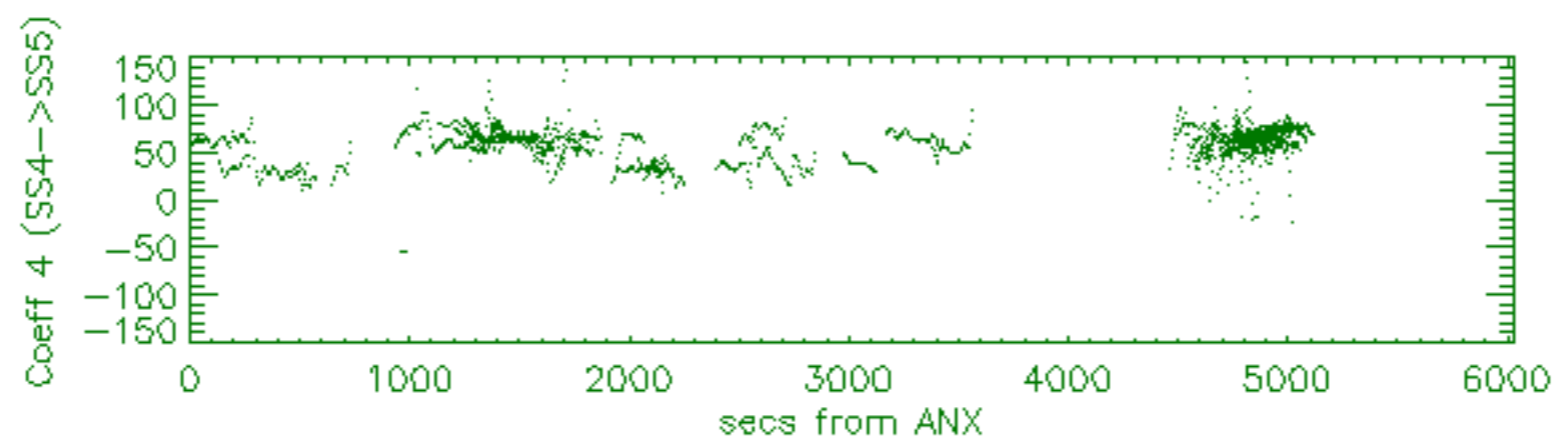
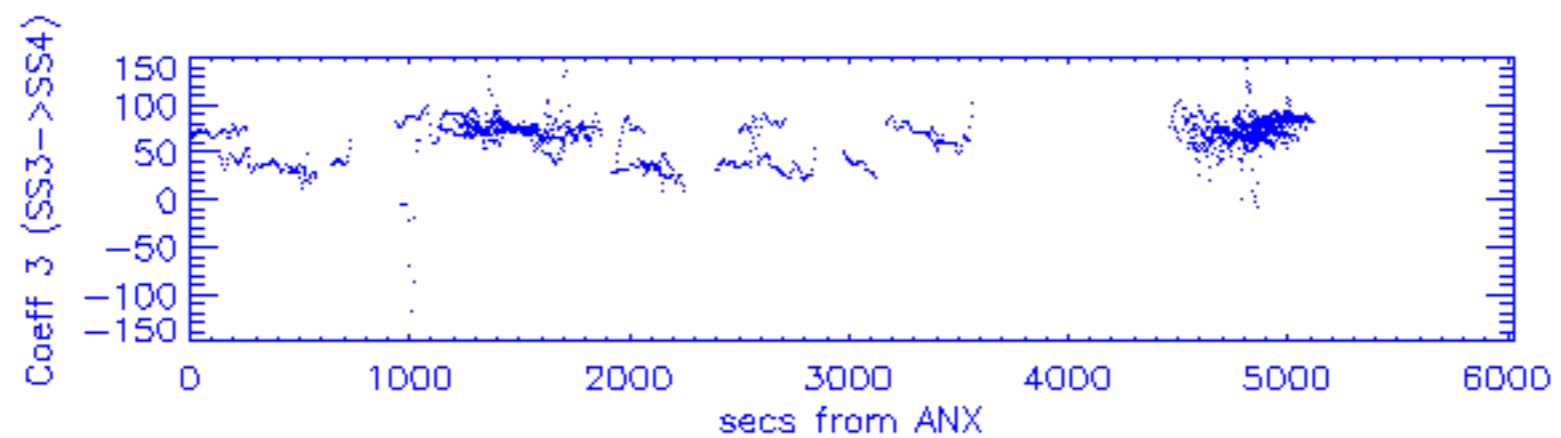
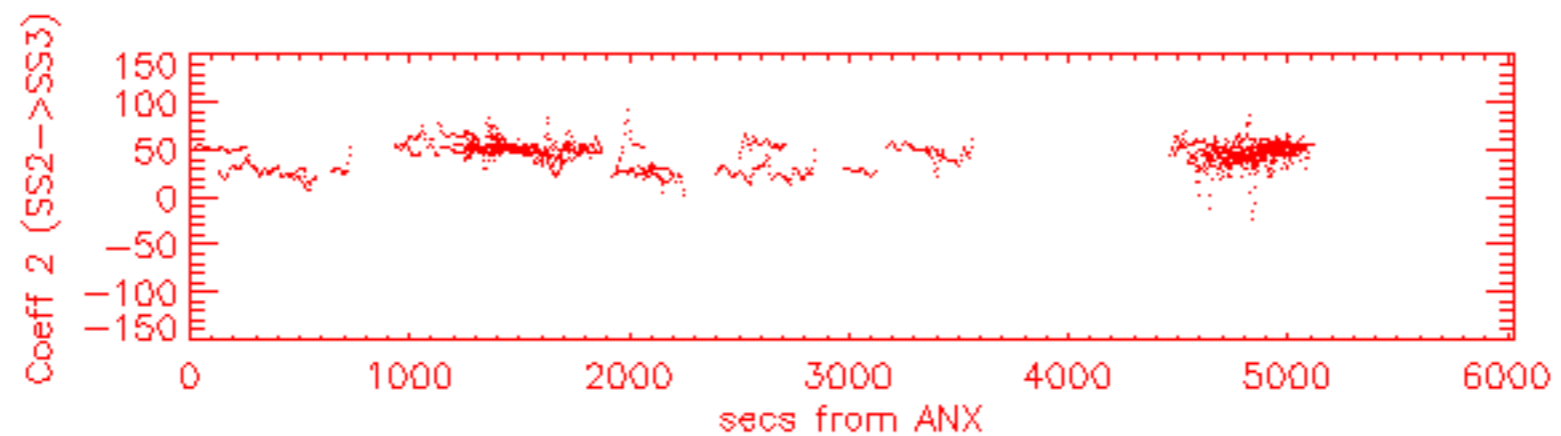
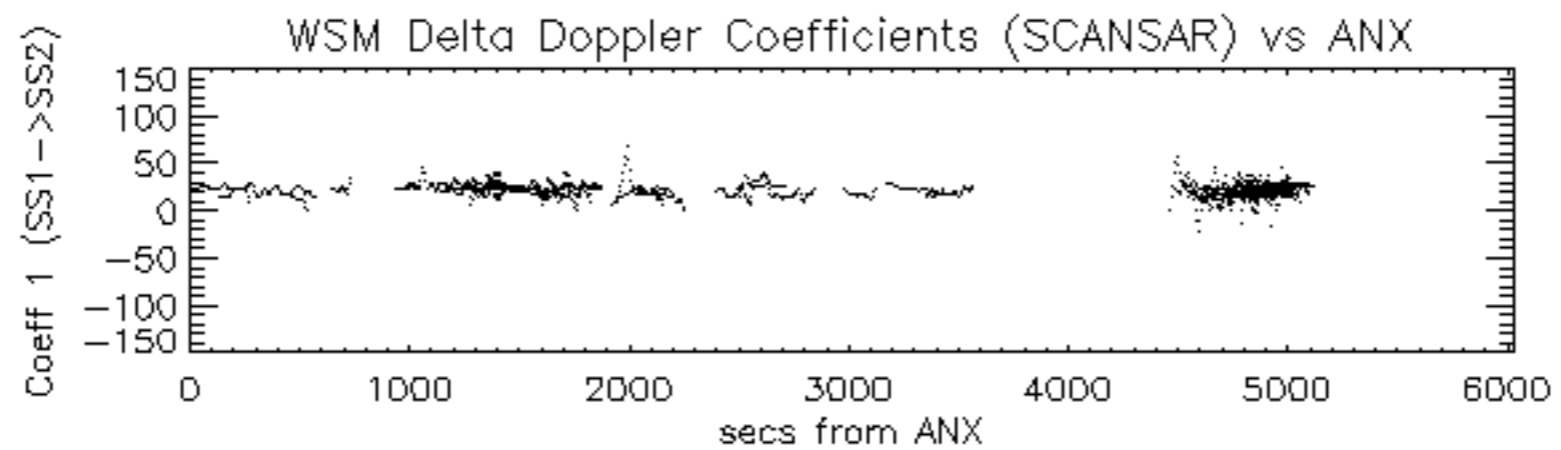


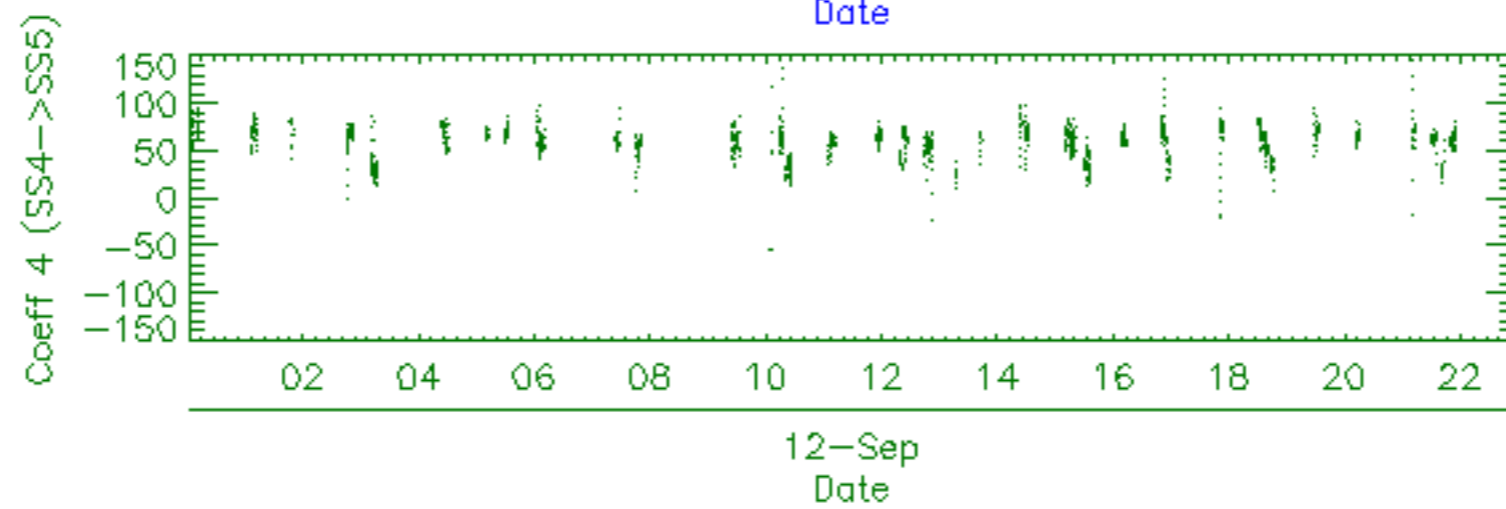
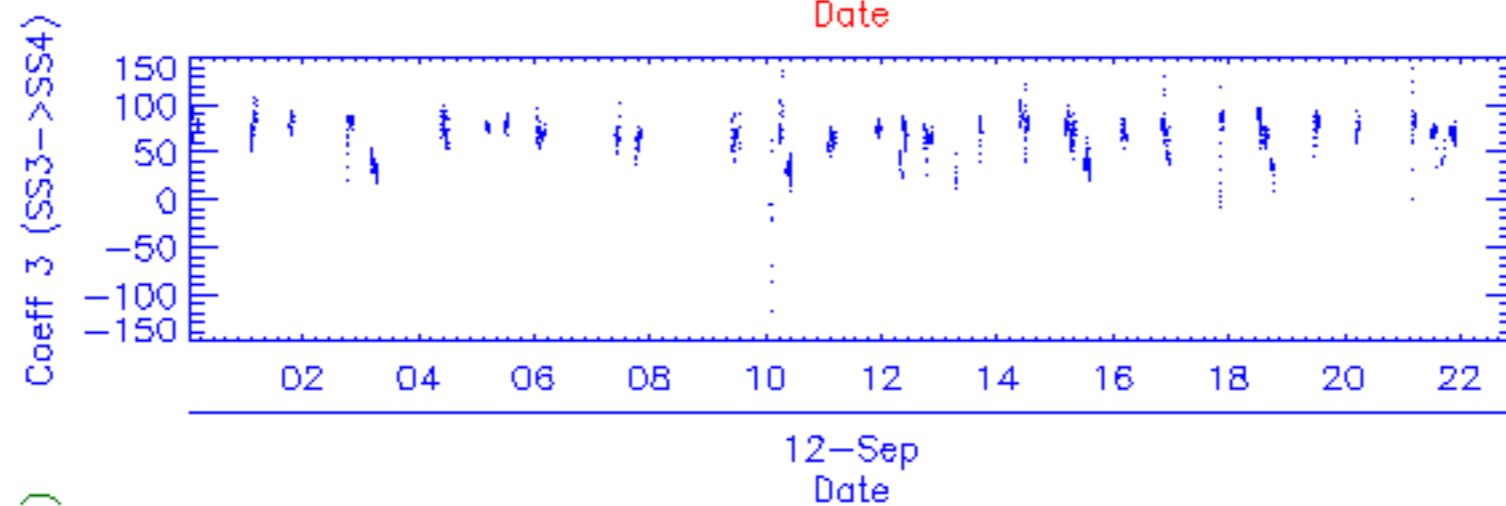
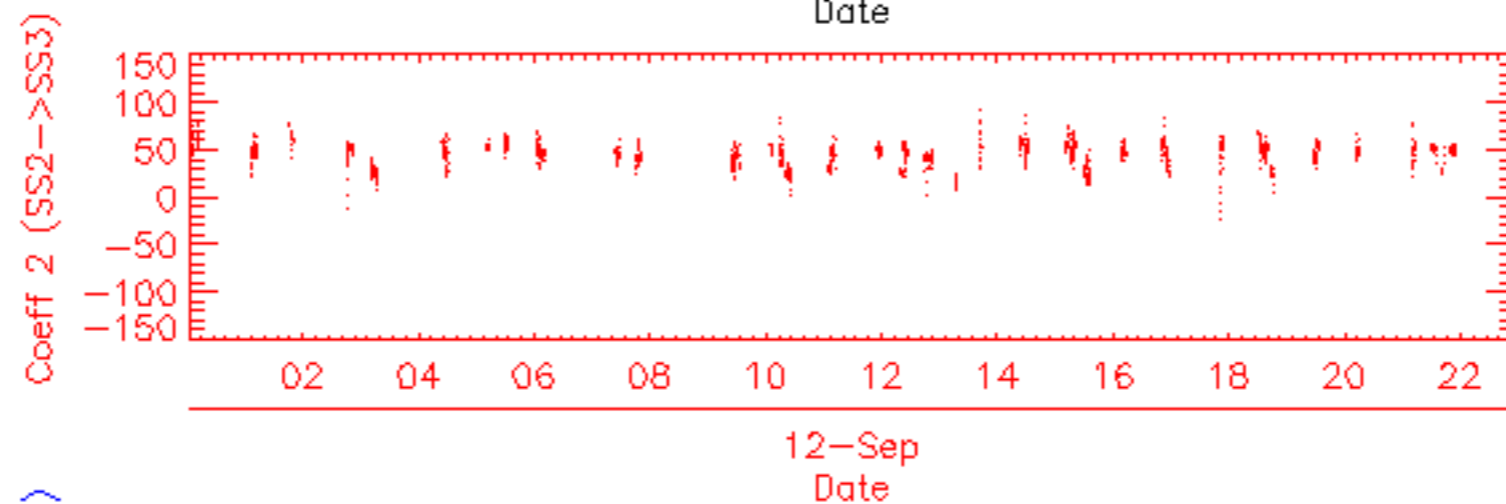
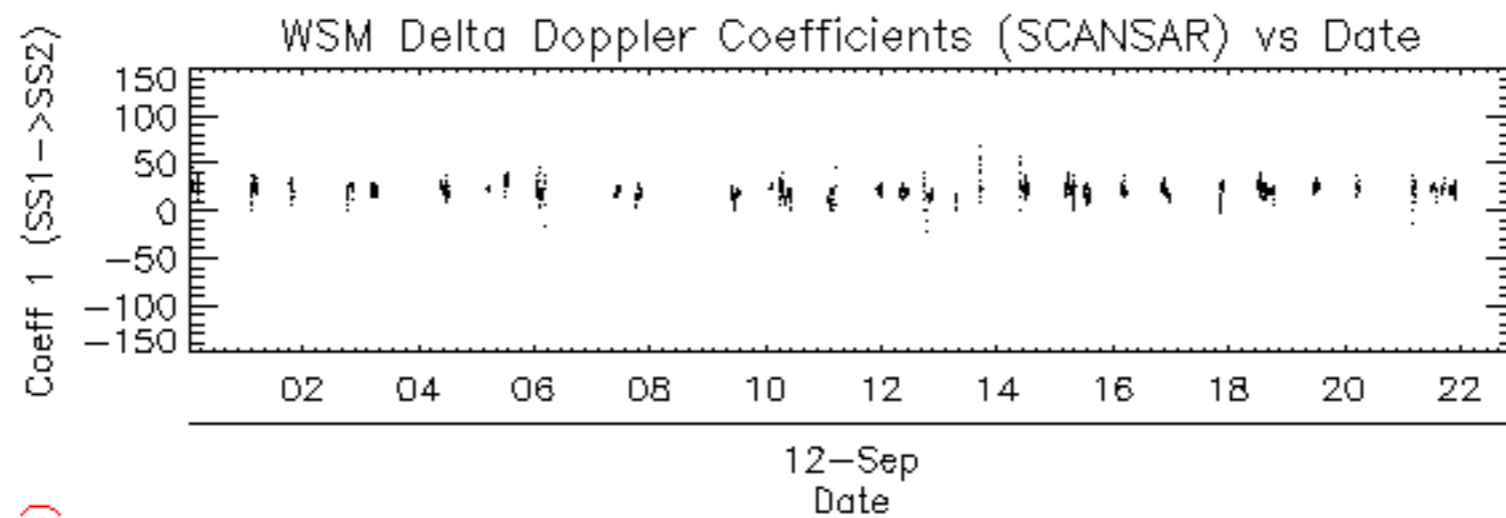




















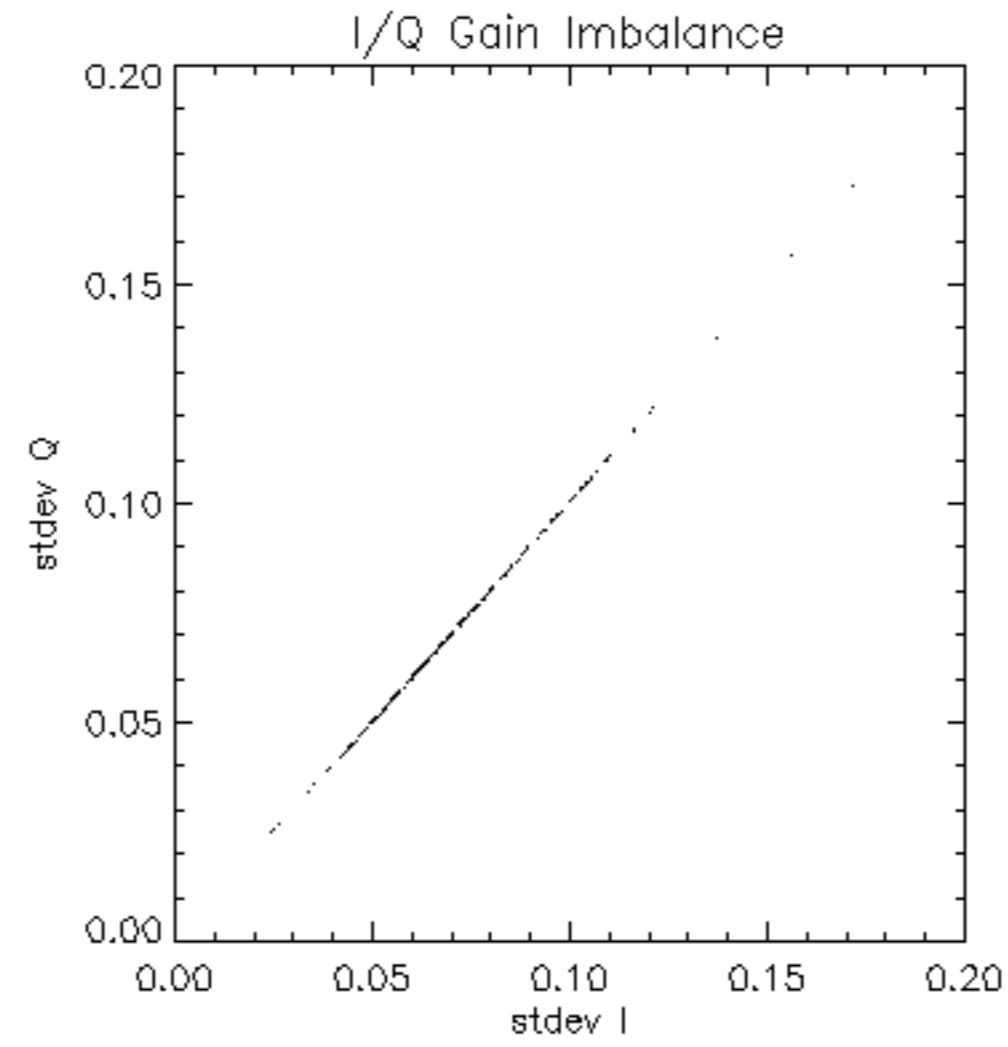


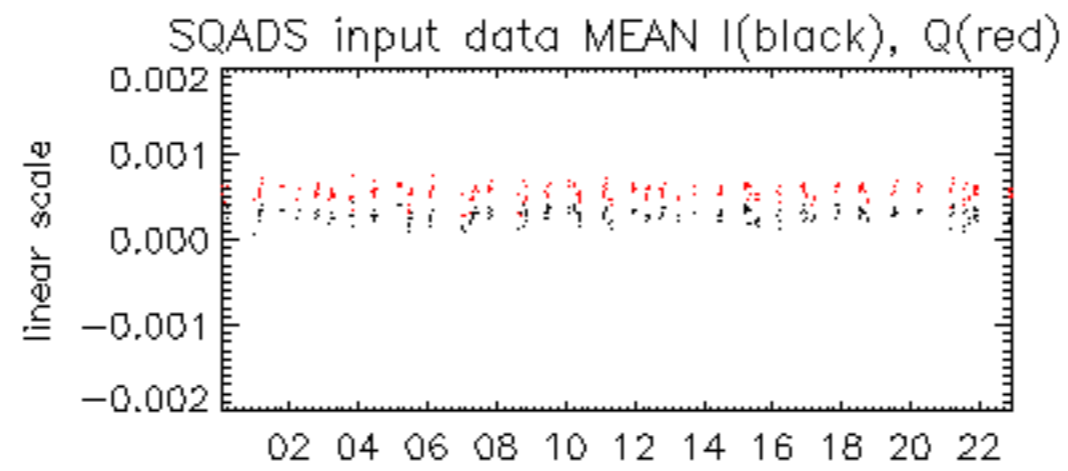




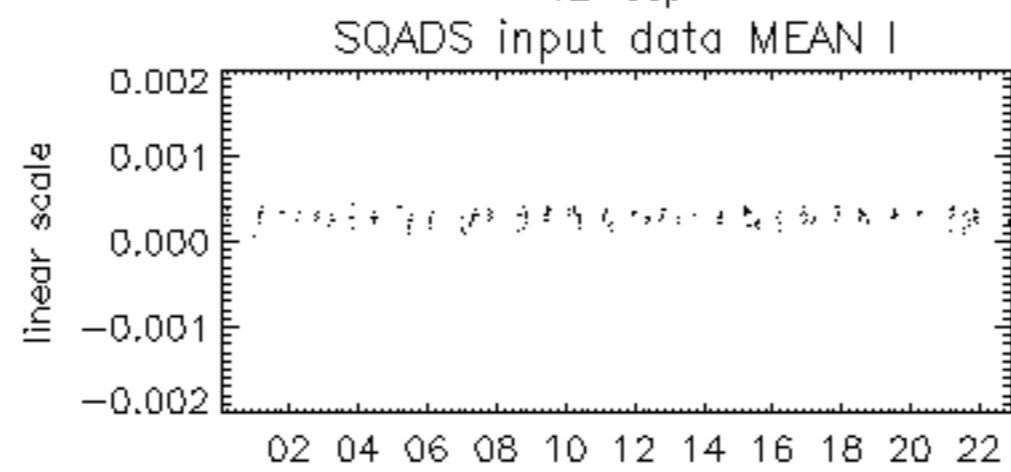




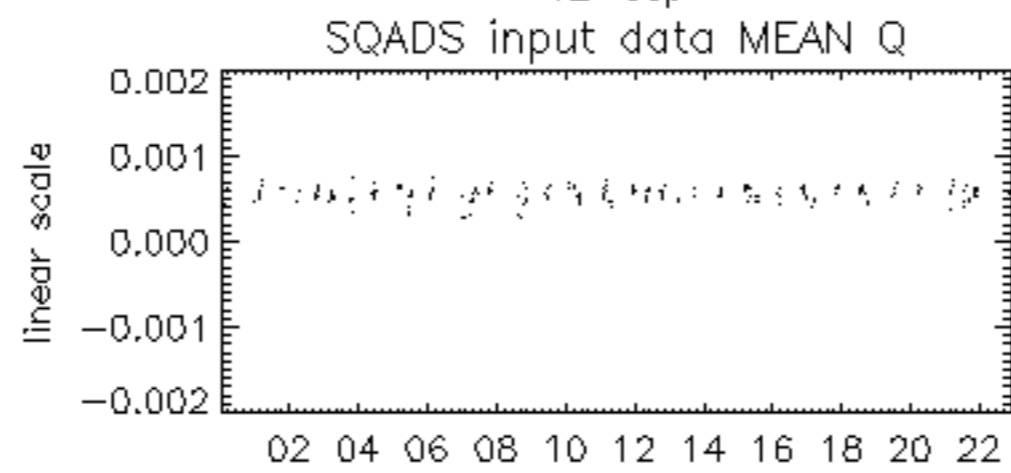




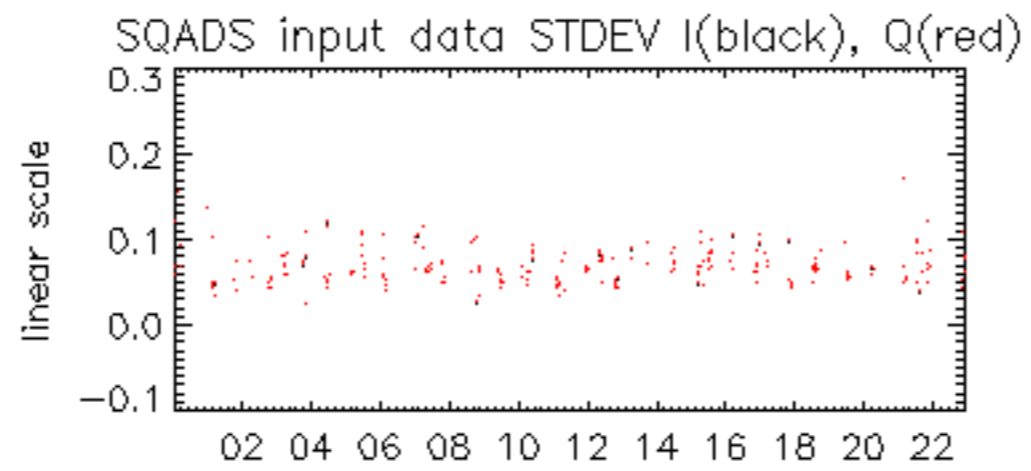
12-Sep



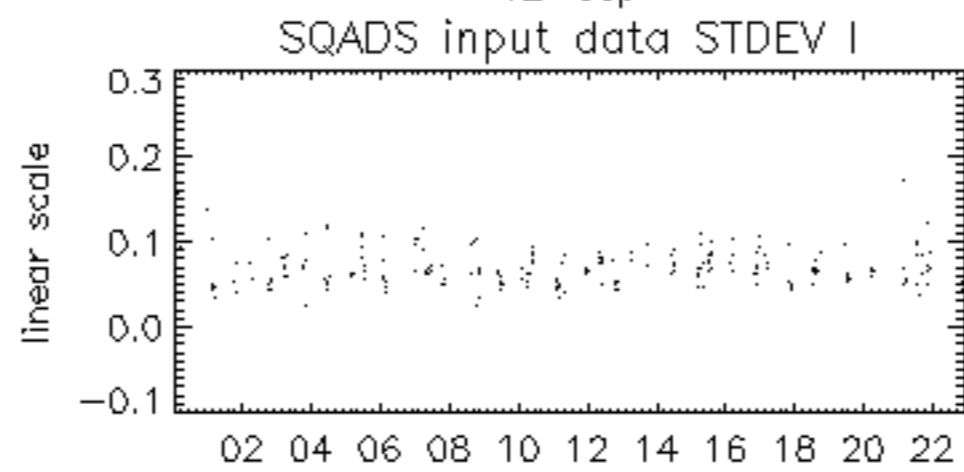
12-Sep



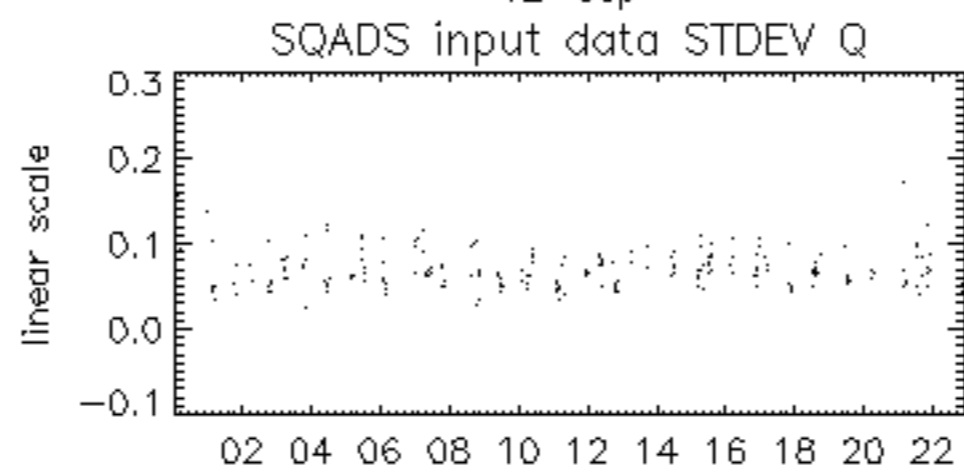
12-Sep



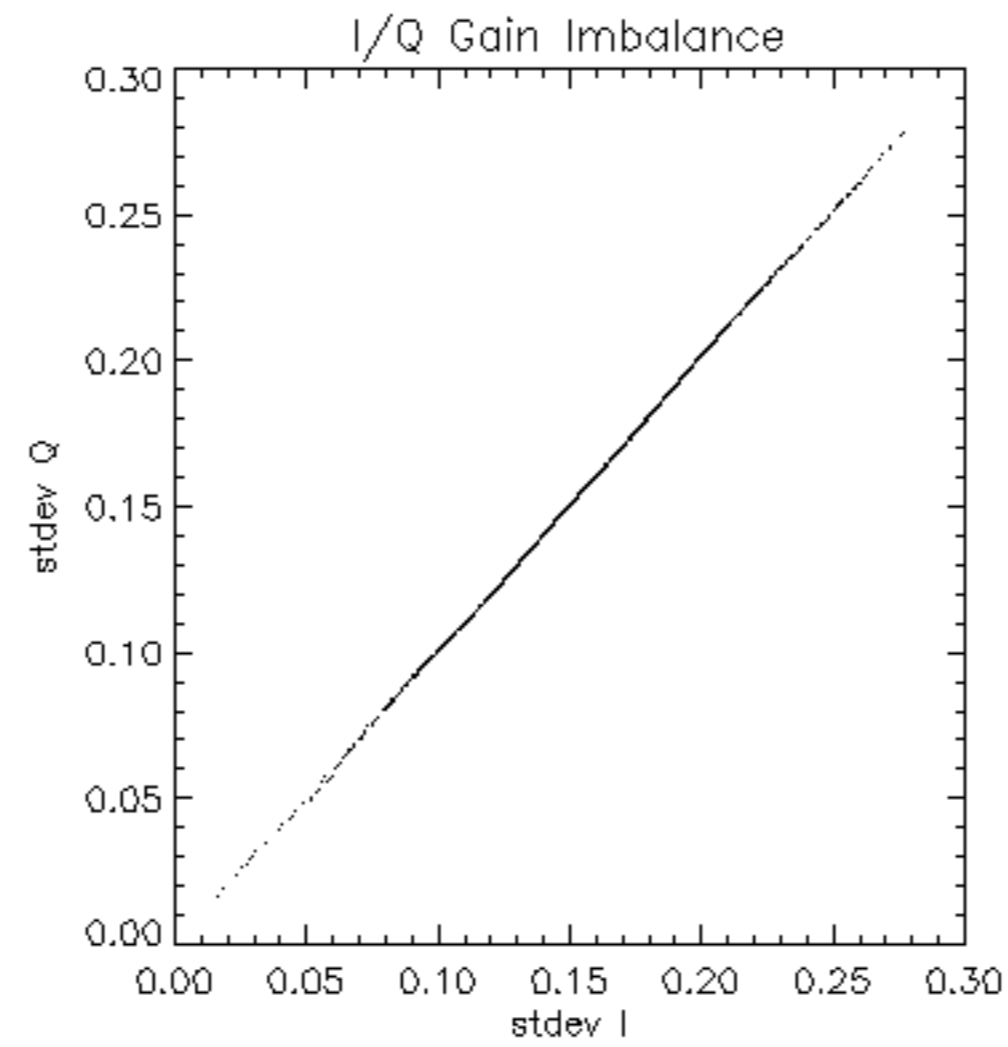
12-Sep

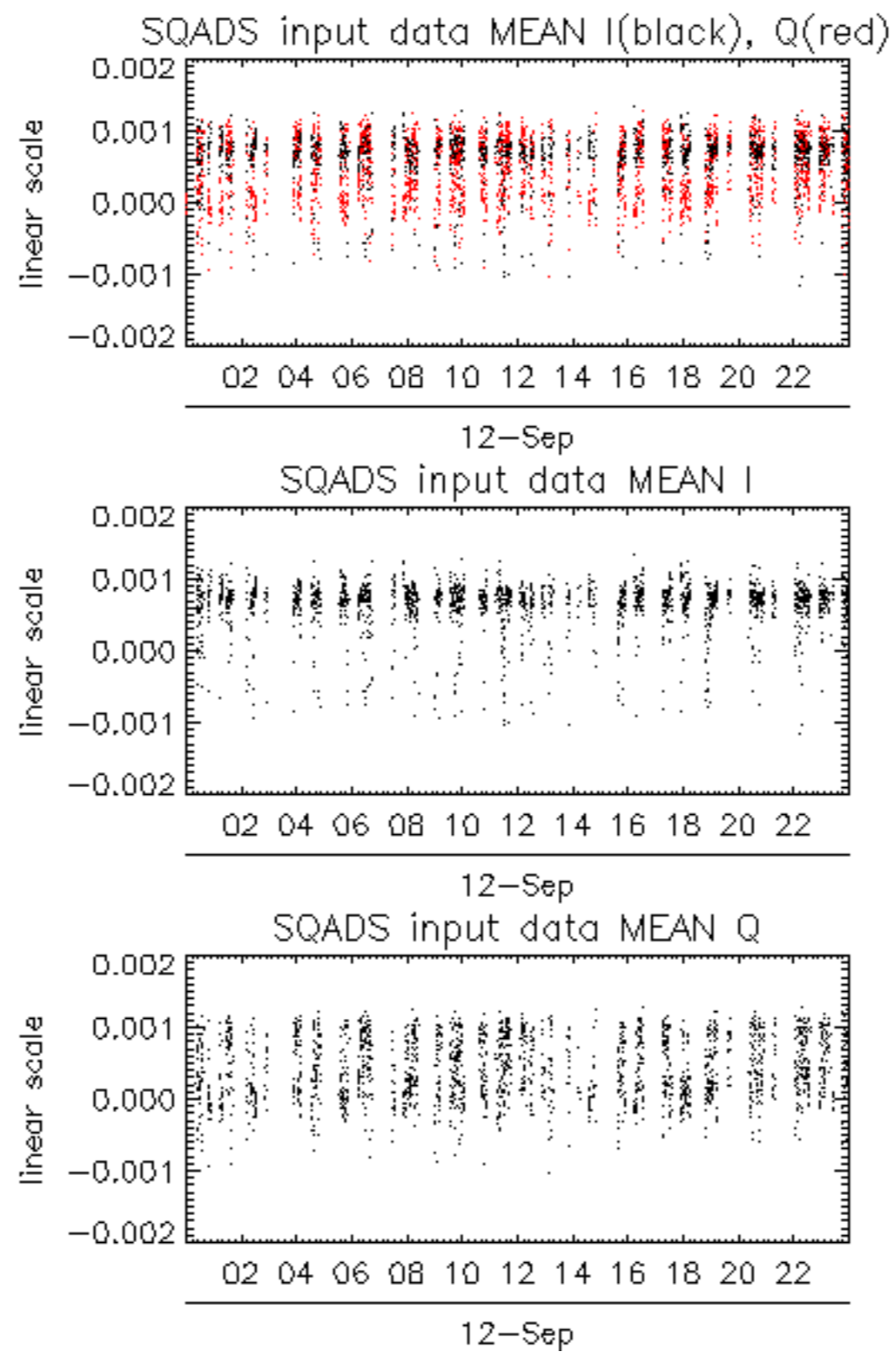


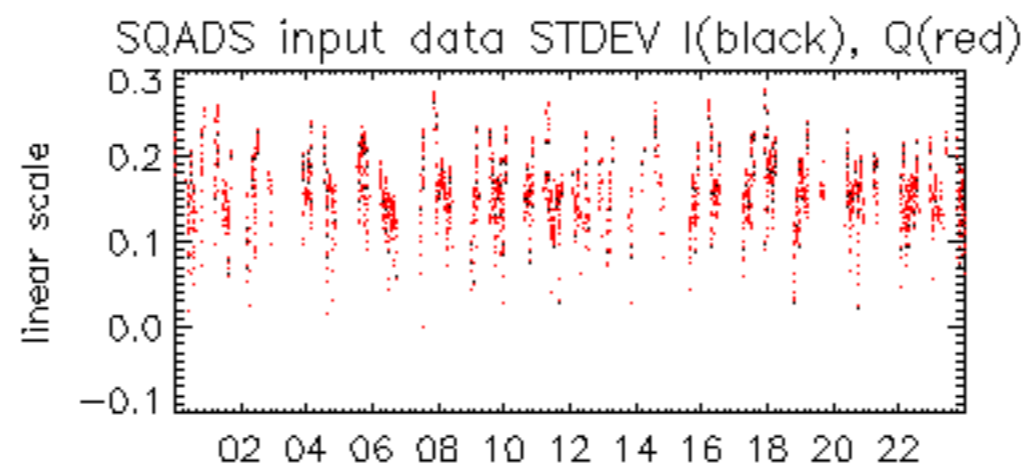
12-Sep



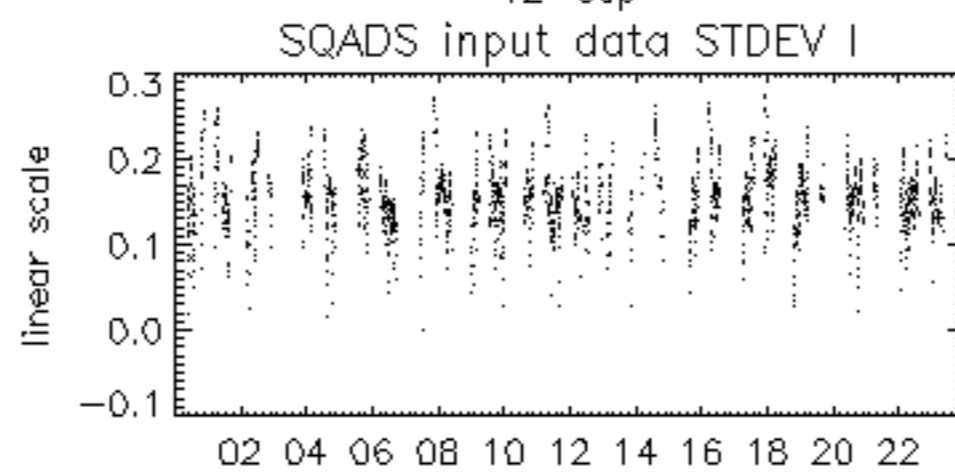
12-Sep



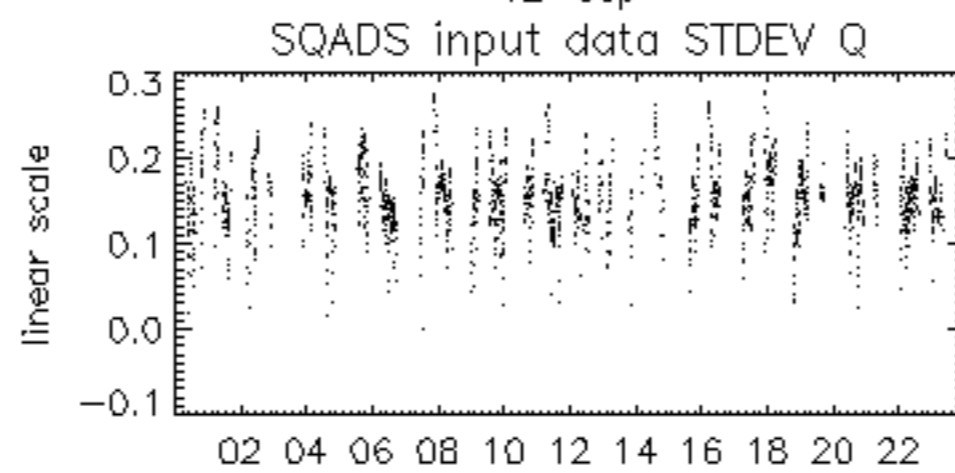




12-Sep



12-Sep



12-Sep



