



Analysis from 17-OCT-2009 00:00:00 to 17-OCT-2009 23:59:59. Page generated on 18-OCT-2009 07:32:30.  
View log file: ASAR\_Daily\_Report\_20091018\_0731.log. For any anomalies please contact emma.griffiths@vega.co.uk.

This report is automatically generated every day, every 2 hours. No comments are provided on the results.

## SUMMARY

1. DATA SUMMARY
  - 1.1 Summary tables
  - 1.2 Lists of products used
2. AUXILIARY FILES ANALYSIS
  - 2.1 IECF operational ADFs list
  - 2.2 Products with wrong ADFs
3. MODULE STEPPING PRODUCTS ANALYSIS
  - 3.1 V/V polarisation
  - 3.2 H/H polarisation
4. CALIBRATION PULSES ANALYSIS
  - 4.1 Analysis for WVS IS2 V/V
    - 4.1.1 Temporal Evolution Analysis for WVS IS2 V/V
    - 4.1.2 All Rows Analysis for WVS IS2 V/V
  - 4.2 Analysis for GM1 SS3 H/H
    - 4.2.1 Temporal Evolution Analysis for GM1 SS3 H/H
    - 4.2.2 All Rows Analysis for GM1 SS3 H/H
5. DOPPLER ANALYSIS
  - 5.1 Analysis for WVS IS2 V/V
    - 5.1.1 Doppler MAP Analysis for WVS IS2 V/V
    - 5.1.2 Doppler ANX Analysis for WVS IS2 V/V
  - 5.2 Analysis for GM1 SS1 H/H
    - 5.2.1 Doppler MAP Analysis for GM1 SS1 H/H
    - 5.2.2 Doppler ANX Analysis for GM1 SS1 H/H
  - 5.3 Doppler JUMPS Analysis for WSM
6. CHIRP ANALYSIS
  - 6.1 Analysis for WSM SS1 H/H
    - 6.1.1 ScaleFactor
  - 6.2 Analysis for WSM SS1 V/V
    - 6.2.1 ScaleFactor
7. RAW DATA ANALYSIS
  - 7.1 Analysis for WVS
  - 7.2 Analysis for IMM
8. TELEMETRY ANALYSIS
  - 8.1 Number of Missing Lines
  - 8.2 Number of Gaps

---

## 1 - DATA SUMMARY

### 1.1 - Summary tables

[ BACK TO MENU ]

WVS				GM1				APM				IMM				WSM				MS			
Center	Beam	Pol	#	Center	Beam	Pol	#	Center	Beam	Pol	#	Center	Beam	Pol	#	Center	Beam	Pol	#	Center	Time	Pol	Modules
PDE	IS1	V/V	4	PDE	WS	H/H	30	PDE	IS4	H/H	1	PDE	IS1	H/H	1	PDE	WS	H/H	49	PDE	2009-10-17 03:02:30	H	320
PDE	IS2	V/V	23	PDK	WS	H/H	49					PDE	IS2	H/H	6	PDE	WS	V/V	4				
PDK	IS2	V/V	24									PDE	IS2	V/V	13	PDK	WS	H/H	20				
												PDE	IS4	V/V	2	PDK	WS	V/V	5				
												PDK	IS2	***	1								
												PDK	IS2	H/H	1								

## 1.2 - Lists of products used

[ BACK TO MENU ]

[TXT] [XLS] List\_WVS\_products\_used  
 [TXT] [XLS] List\_GM1\_products\_used  
 [TXT] [XLS] List\_APM\_products\_used  
 [TXT] [XLS] List\_IMM\_products\_used  
 [TXT] [XLS] List\_WSM\_products\_used  
 [TXT] [XLS] List\_MS\_products\_used

## 2 - AUXILIARY FILES ANALYSIS

### 2.1 - IECF operational ADFs list

[ BACK TO MENU ]

No IECF ADFs list available
-----------------------------

### 2.2 - Products with wrong ADFs

[ BACK TO MENU ]

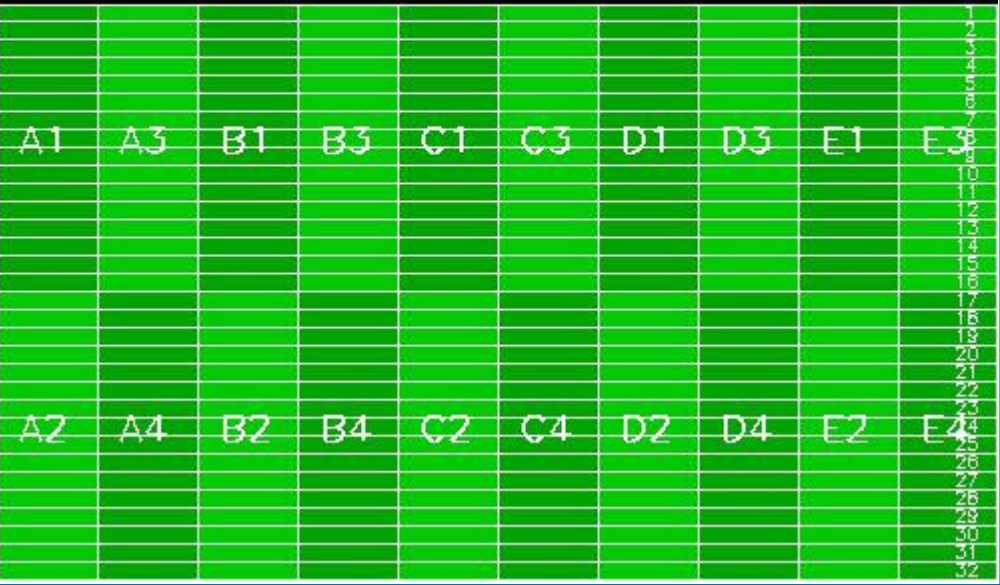
## 3 - MODULE STEPPING PRODUCTS ANALYSIS

SECOND FIXED REFERENCE	PREVIOUS PRODUCT REFERENCE
After antenna maintenance (2005-09-22/23)	Previous product in the same polarisation

Reference: 2005-09-23 05:55:14 V RxGain  
 Test : 2009-10-16 03:34:07 V



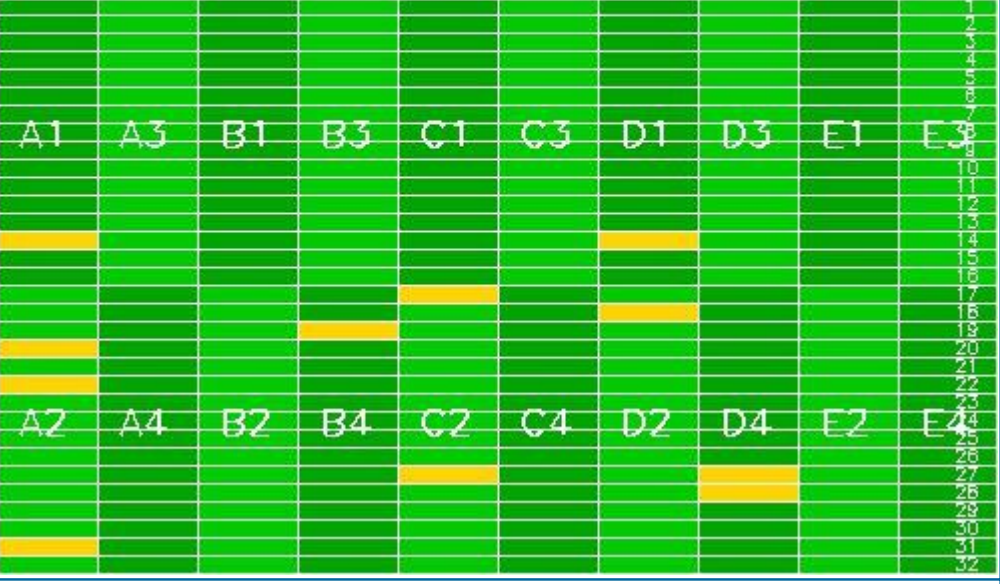
Reference: 2009-10-14 04:37:21 V RxGain  
 Test : 2009-10-16 03:34:07 V



Reference: 2005-09-23 05:55:14 V RxPhase  
 Test : 2009-10-16 03:34:07 V



Reference: 2009-10-14 04:37:21 V RxPhase  
 Test : 2009-10-16 03:34:07 V



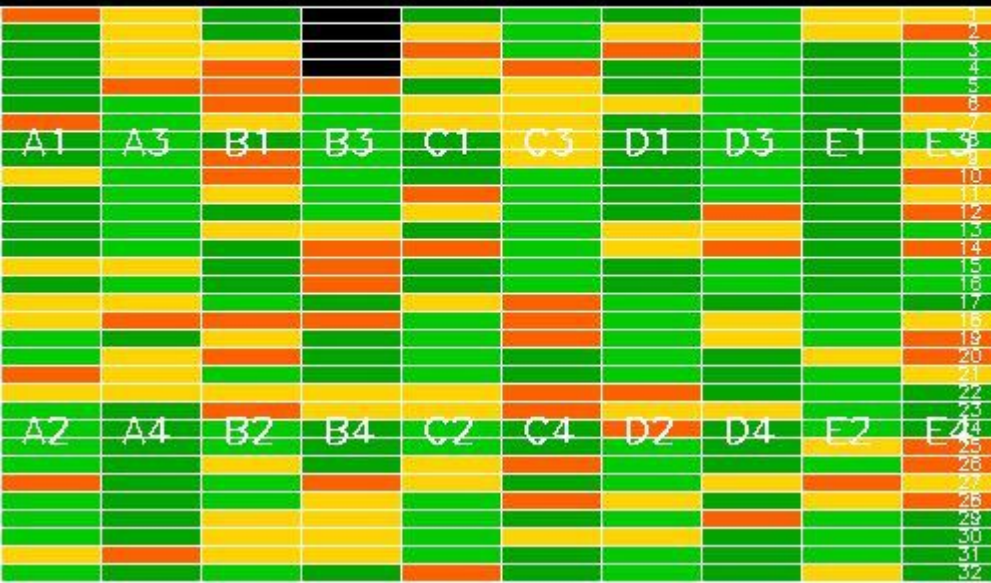


### 3.2 - H/H polarisation


[ [BACK TO MENU](#) ]

SECOND FIXED REFERENCE	PREVIOUS PRODUCT REFERENCE
After antenna maintenance (2005-09-22/23)	Previous product in the same polarisation

Reference: 2005-09-22 06:26:51 H RxGain  
 Test : 2009-10-17 03:02:30 H



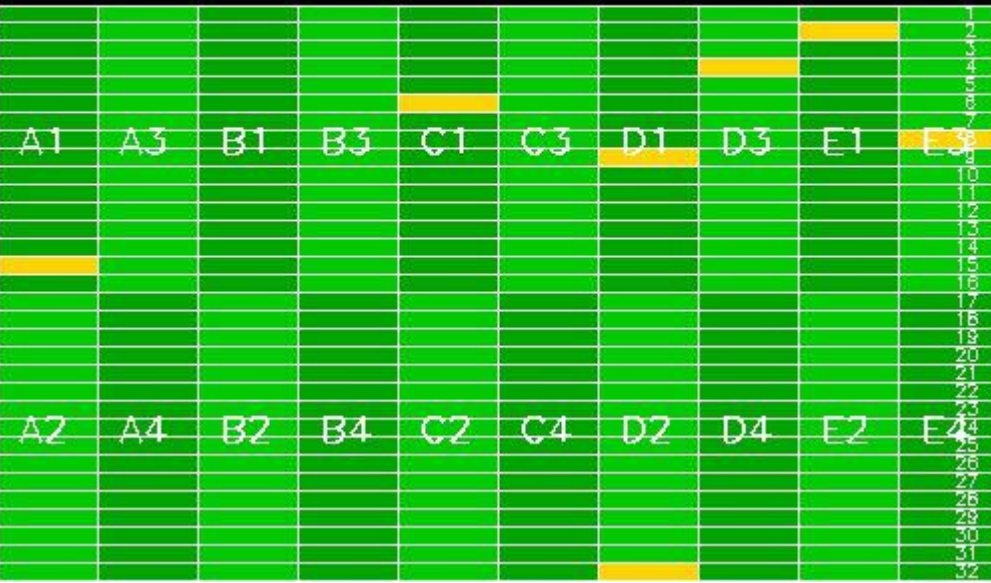
Reference: 2009-10-15 04:05:44 H RxGain  
 Test : 2009-10-17 03:02:30 H

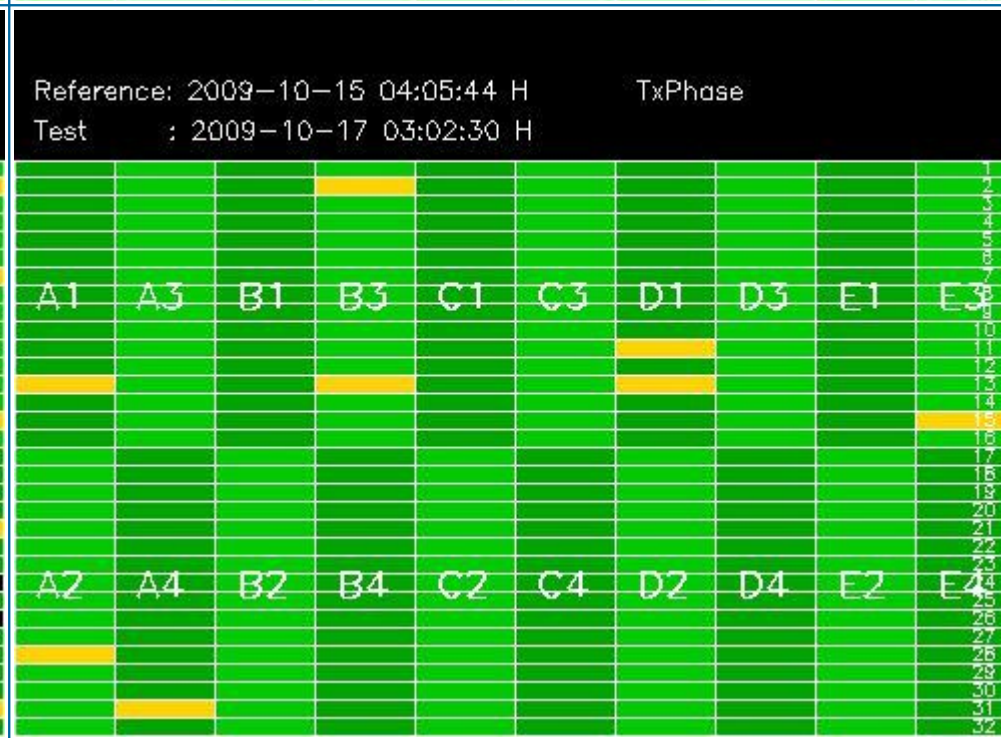
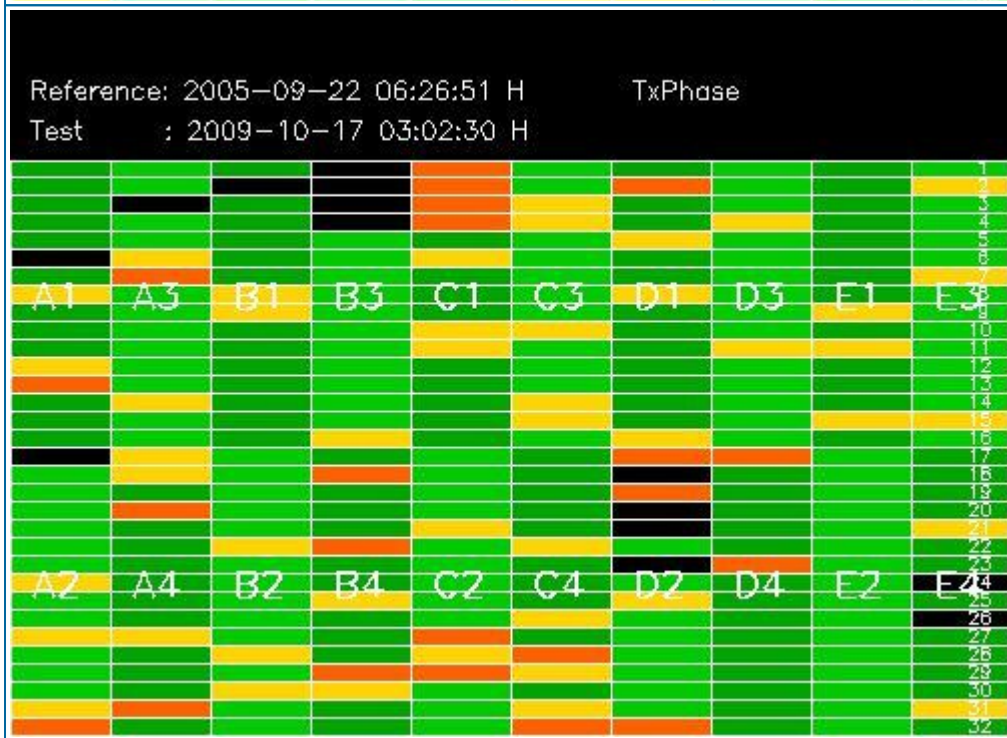
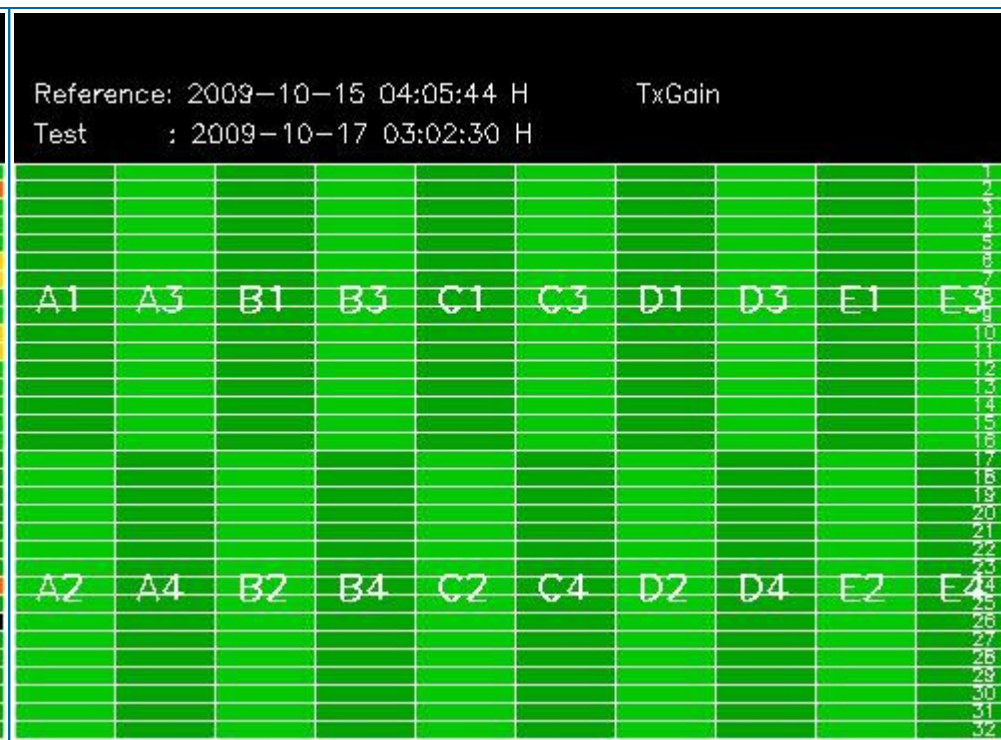
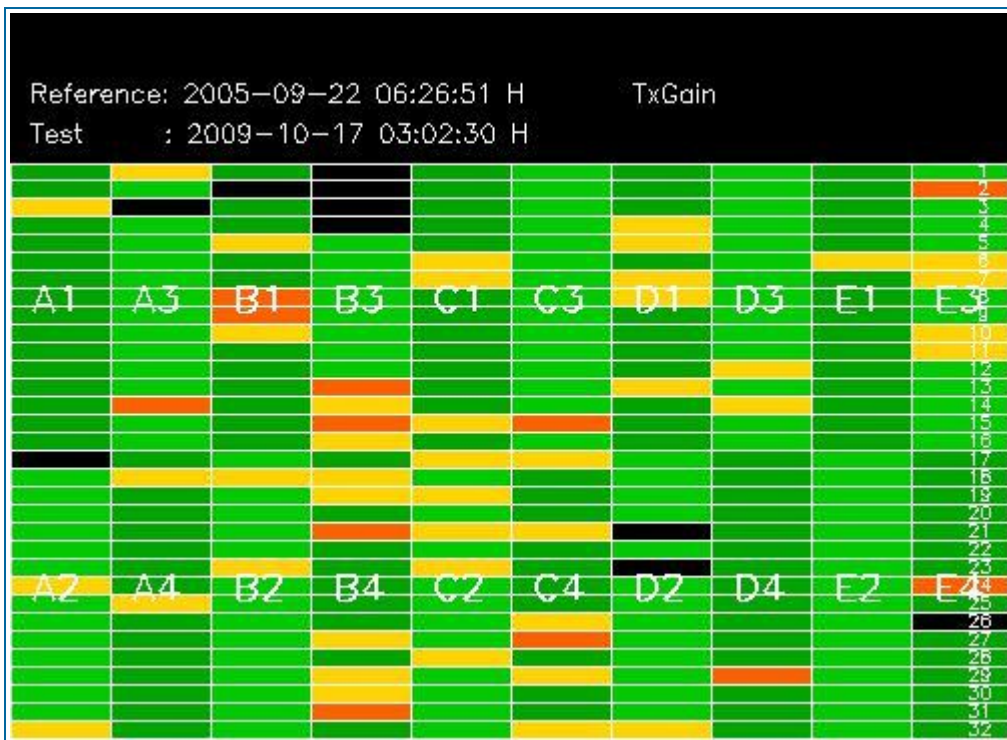


Reference: 2005-09-22 06:26:51 H RxPhase  
 Test : 2009-10-17 03:02:30 H



Reference: 2009-10-15 04:05:44 H RxPhase  
 Test : 2009-10-17 03:02:30 H





## 4 - CALIBRATION PULSES ANALYSIS

### 4.1 - Analysis for WVS IS2 V/V

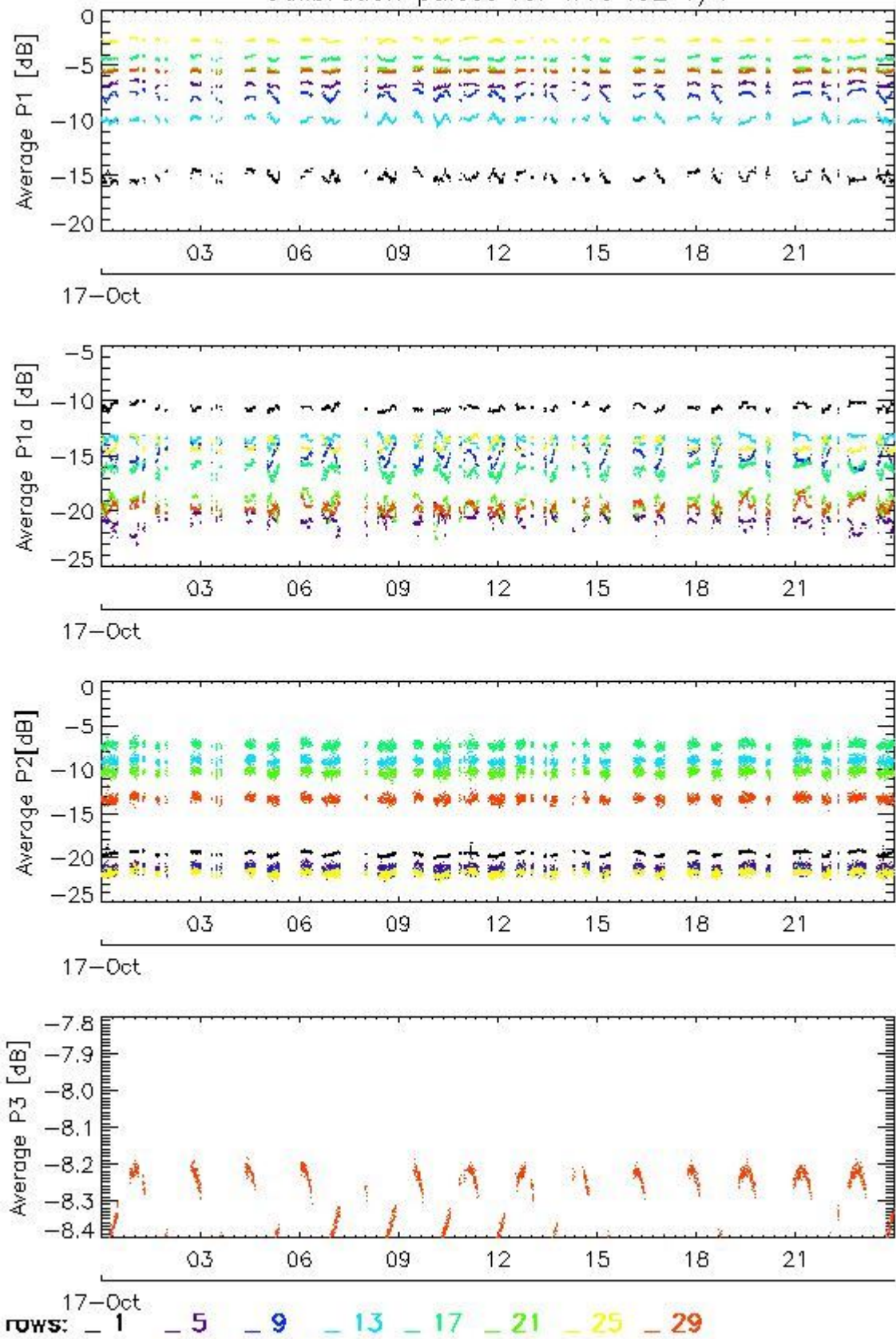
#### 4.1.1 - Temporal Evolution Analysis for WVS IS2 V/V

[ BACK TO MENU ]

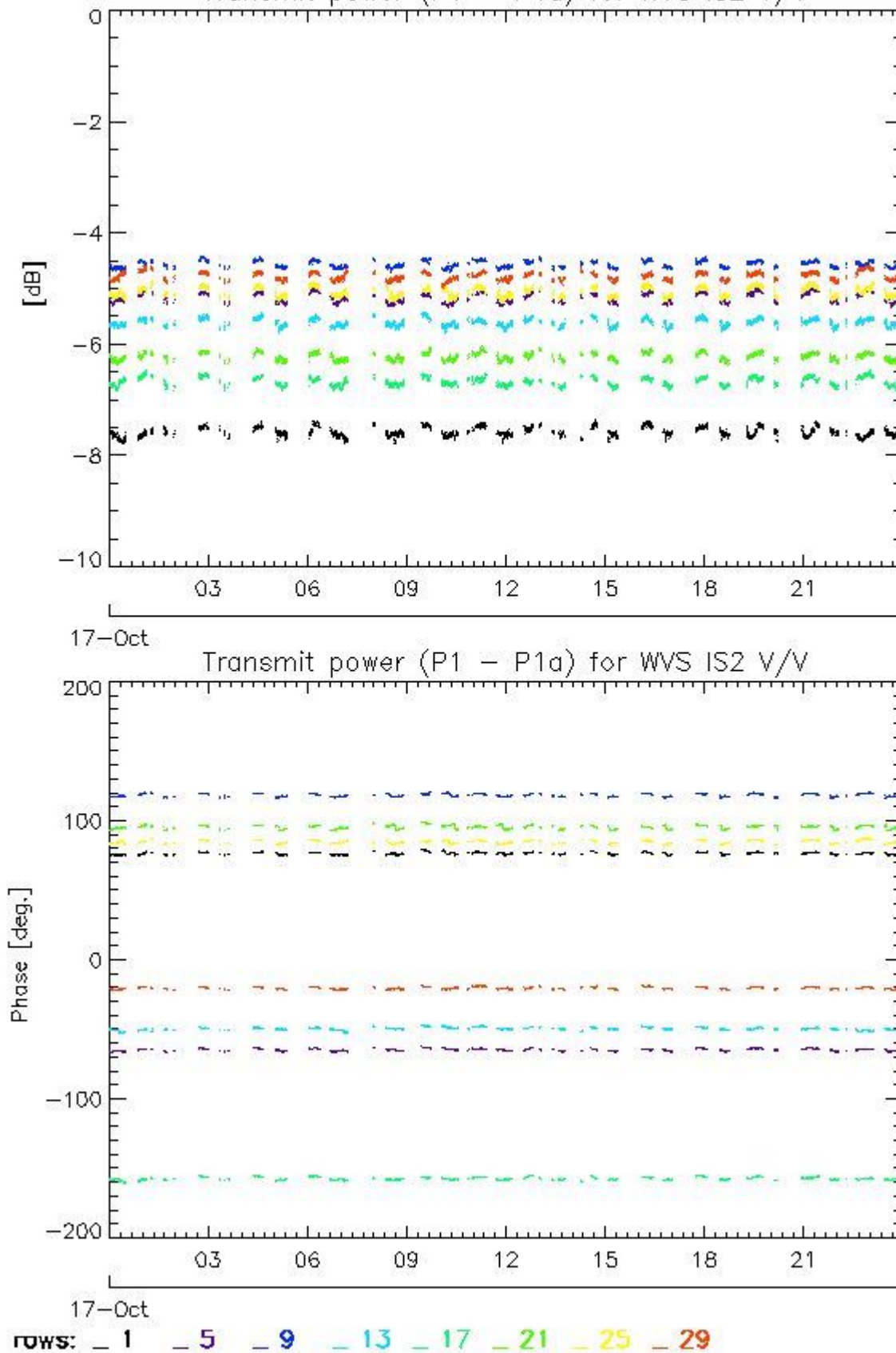
Rows: [2/6/10/14/18/22/26/30] [3/7/11/15/19/23/27/31] [4/8/12/16/20/24/28/32]

Rows: [2/6/10/14/18/22/26/30] [3/7/11/15/19/23/27/31] [4/8/12/16/20/24/28/32]

Calibration pulses for WVS IS2 V/V



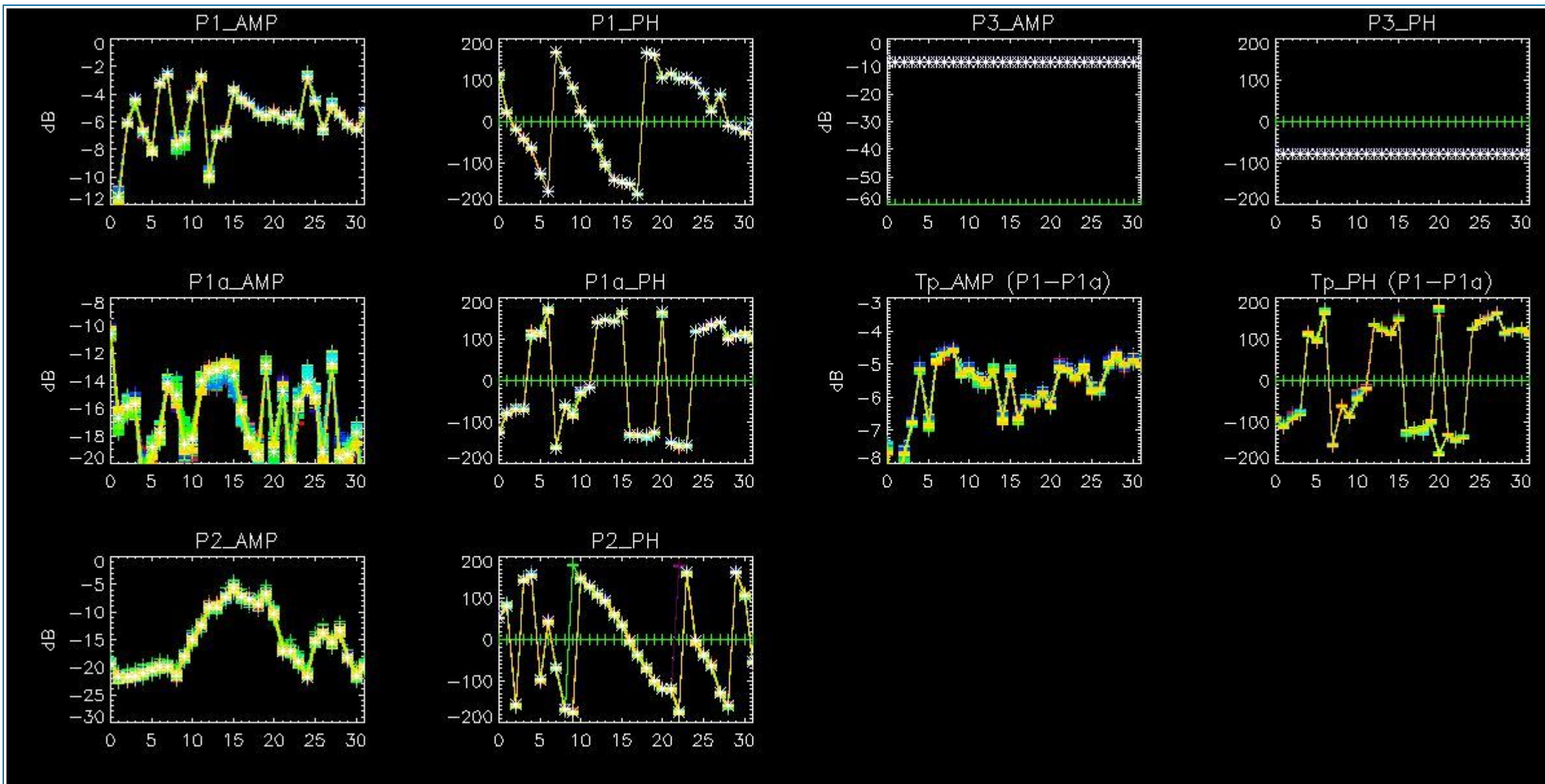
Transmit power (P1 - P1a) for WVS IS2 V/V



4.1.2 - All Rows Analysis for WVS IS2 V/V

[ BACK TO MENU ]





## 4.2 - Analysis for GM1 SS3 H/H

### 4.2.1 - Temporal Evolution Analysis for GM1 SS3 H/H

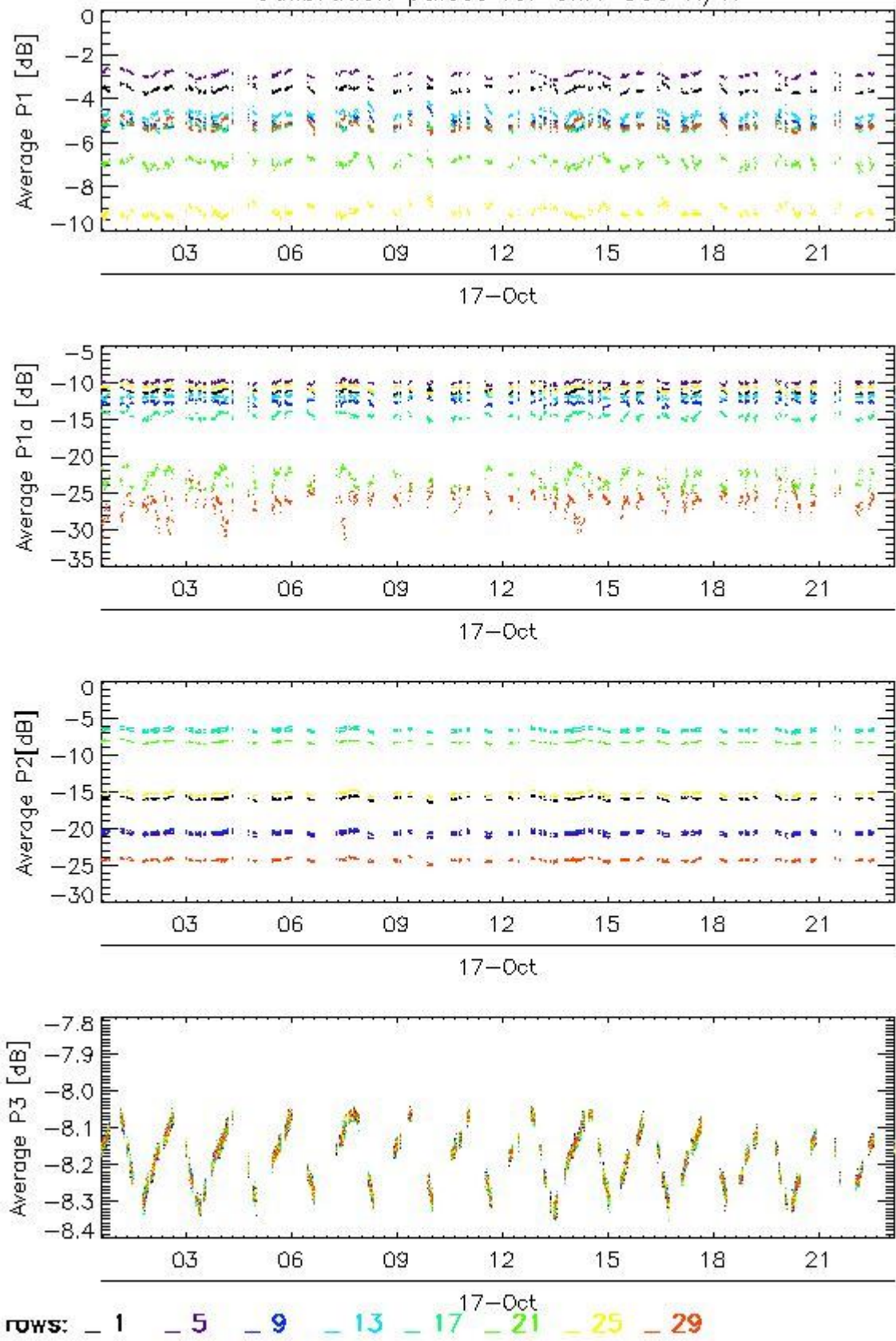
[ BACK TO MENU ]

Rows: [2/6/10/14/18/22/26/30] [3/7/11/15/19/23/27/31] [4/8/12/16/20/24/28/32]

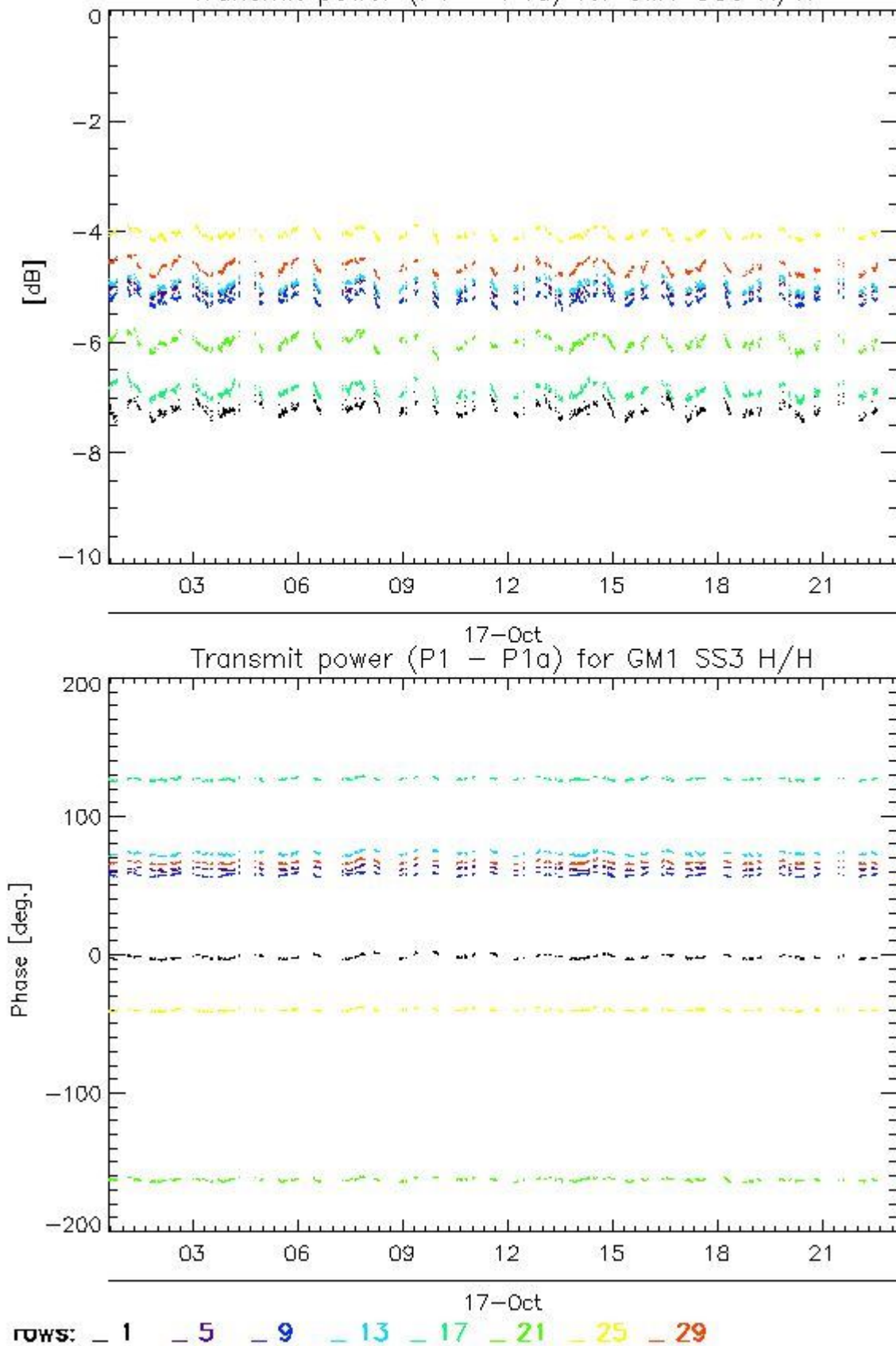
Rows: [2/6/10/14/18/22/26/30] [3/7/11/15/19/23/27/31] [4/8/12/16/20/24/28/32]



Calibration pulses for GM1 SS3 H/H



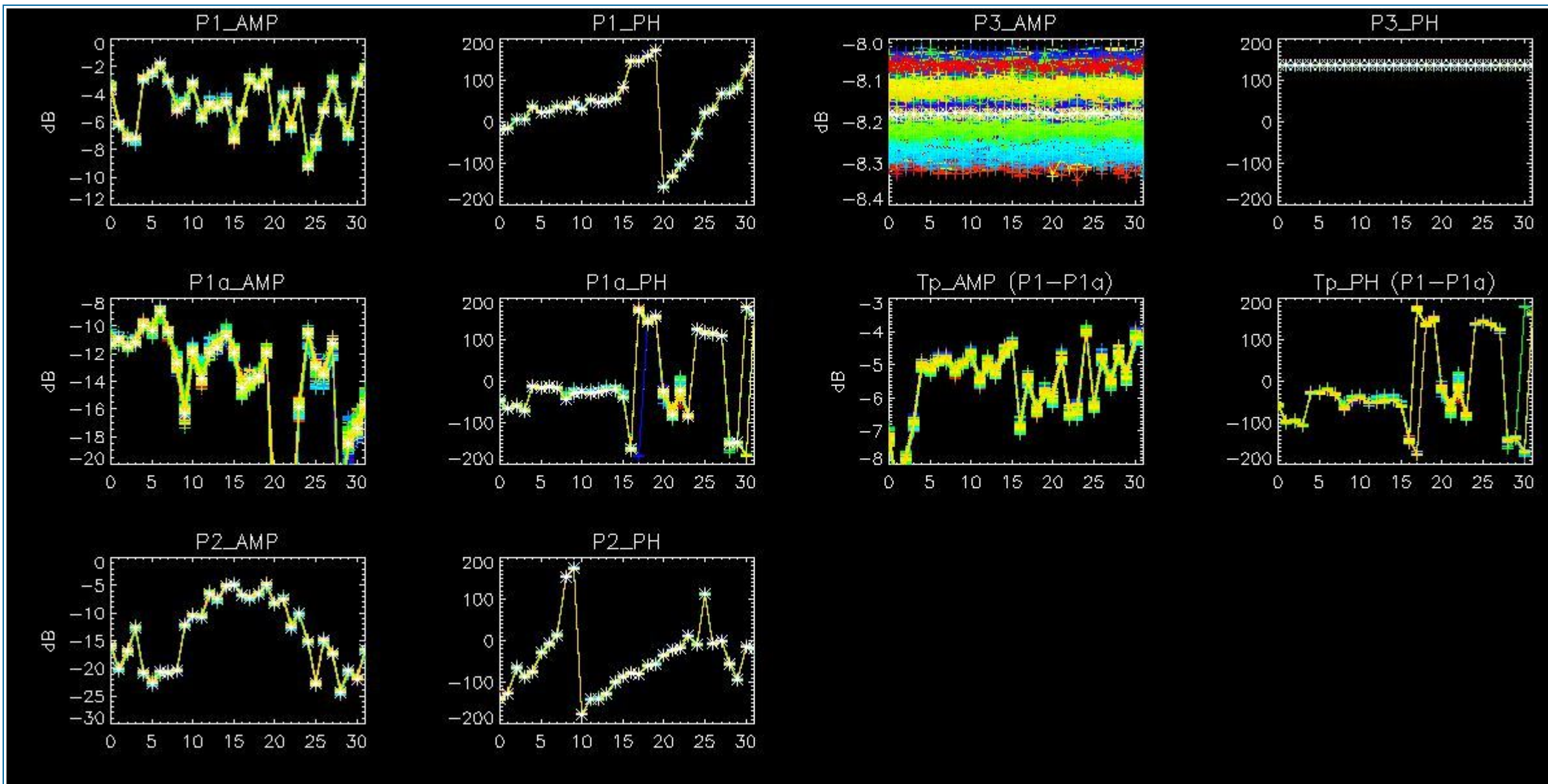
Transmit power (P1 - P1a) for GM1 SS3 H/H



#### 4.2.2 - All Rows Analysis for GM1 SS3 H/H

[ [BACK TO MENU](#) ]





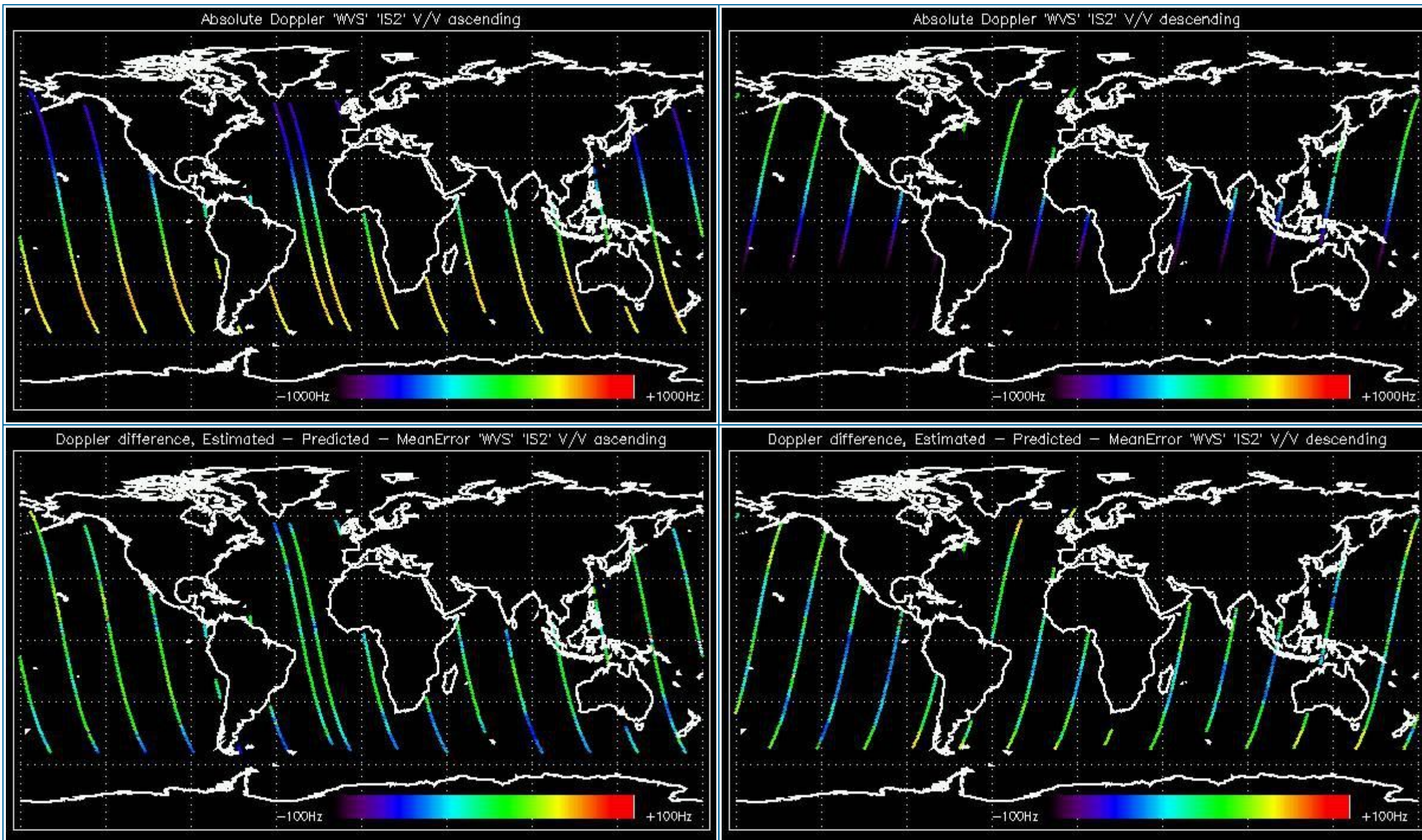
## 5 - DOPPLER ANALYSIS

### 5.1 - Analysis for WVS IS2 V/V

#### 5.1.1 - Doppler MAP Analysis for WVS IS2 V/V

[ [BACK TO MENU](#) ]

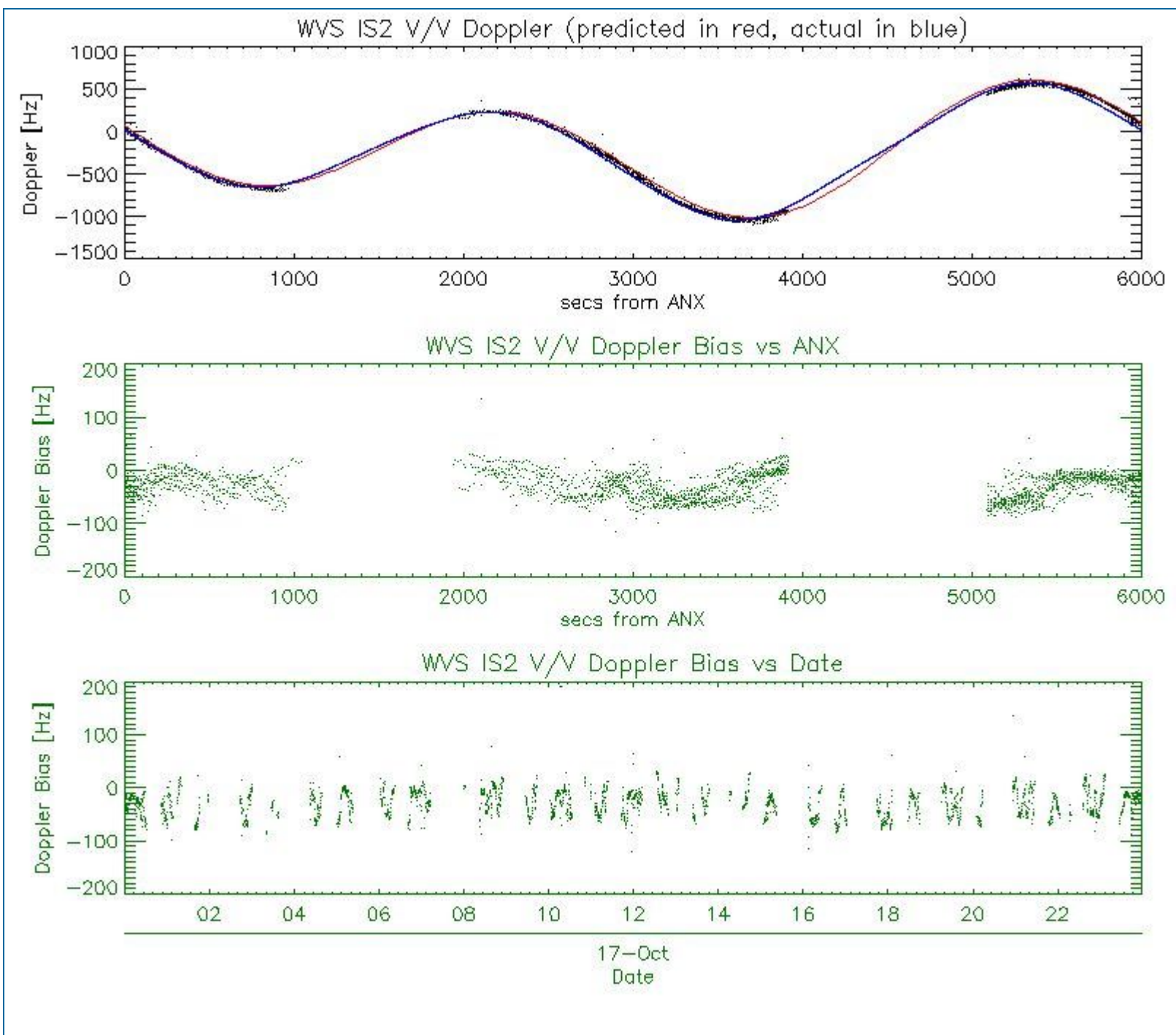




### 5.1.2 - Doppler ANX Analysis for WVS IS2 V/V

[ [BACK TO MENU](#) ]



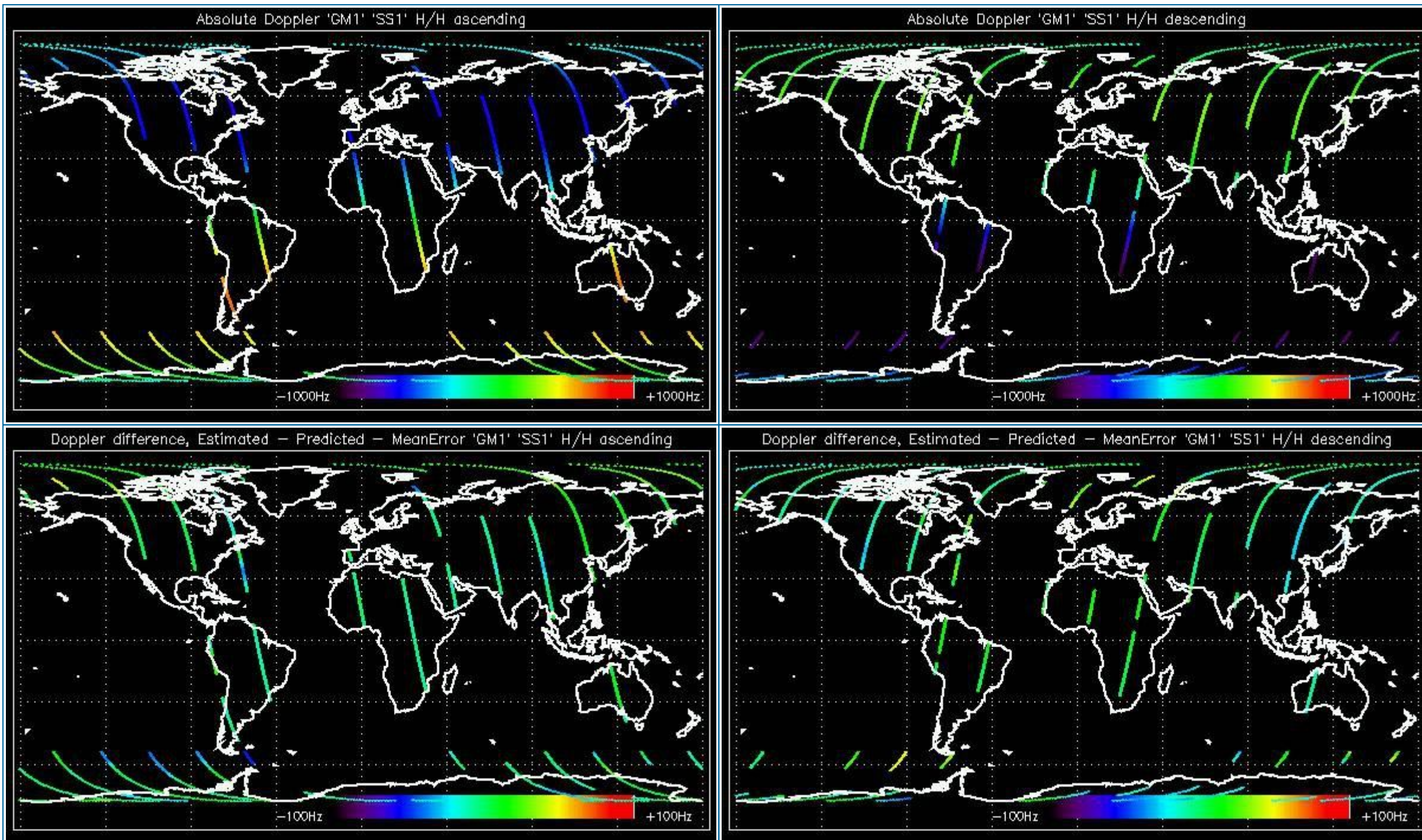


## 5.2 - Analysis for GM1 SS1 H/H

### 5.2.1 - Doppler MAP Analysis for GM1 SS1 H/H

[ [BACK TO MENU](#) ]

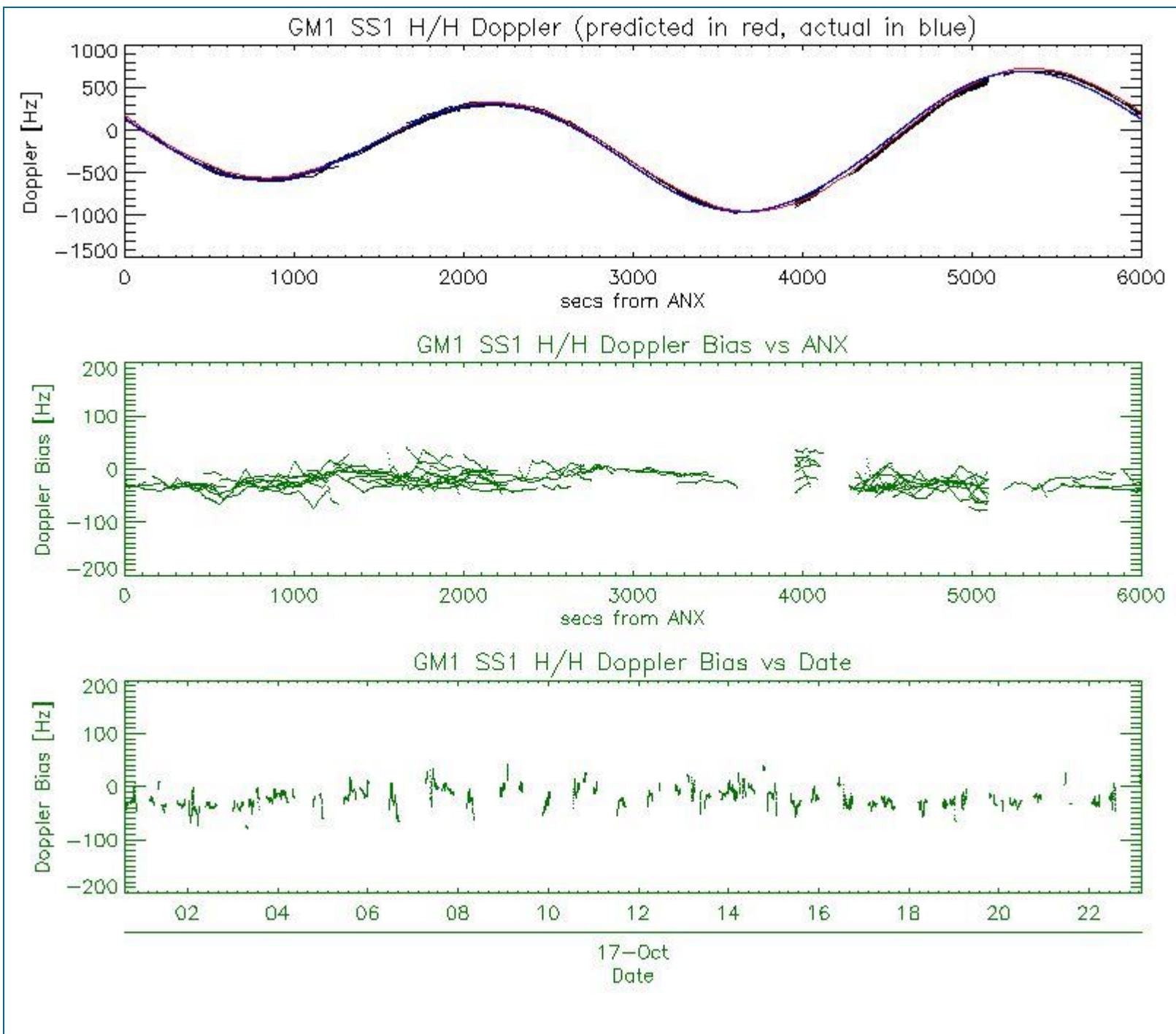




### 5.2.2 - Doppler ANX Analysis for GM1 SS1 H/H

[ [BACK TO MENU](#) ]

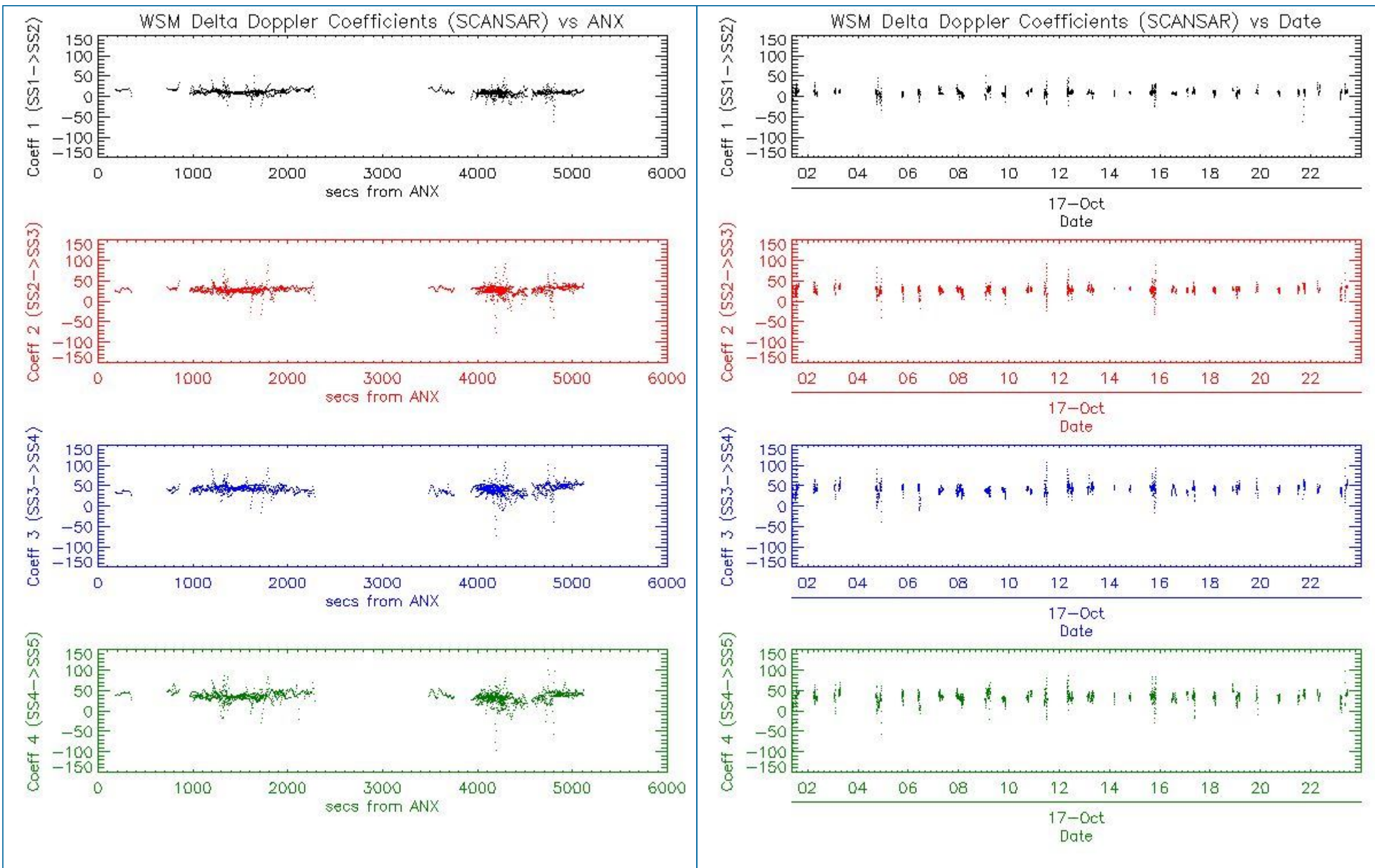




### 5.3 - Doppler JUMPS Analysis for WSM

[ [BACK TO MENU](#) ]

--	--



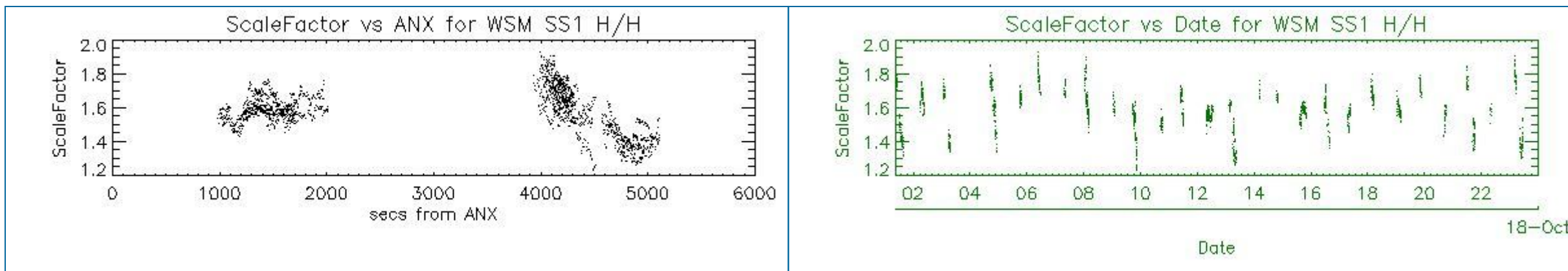
## 6 - CHIRP ANALYSIS

### 6.1 - Analysis for WSM SS1 H/H

#### 6.1.1 - ScaleFactor

[ BACK TO MENU ]

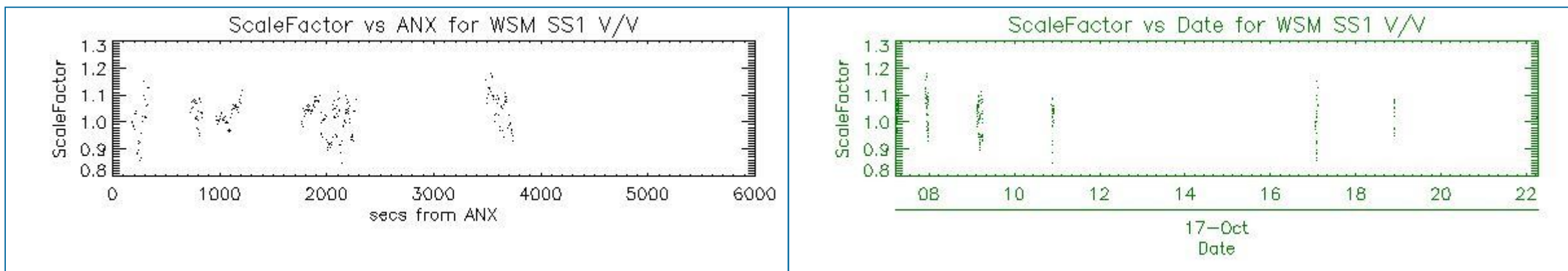




## 6.2 - Analysis for WSM SS1 V/V

### 6.2.1 - ScaleFactor


[ [BACK TO MENU](#) ]



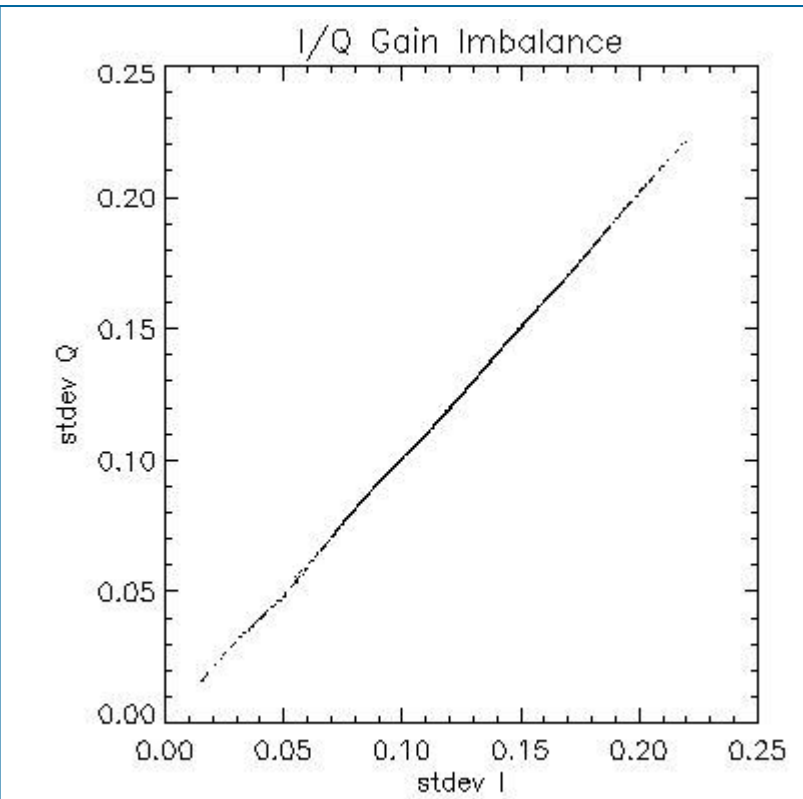
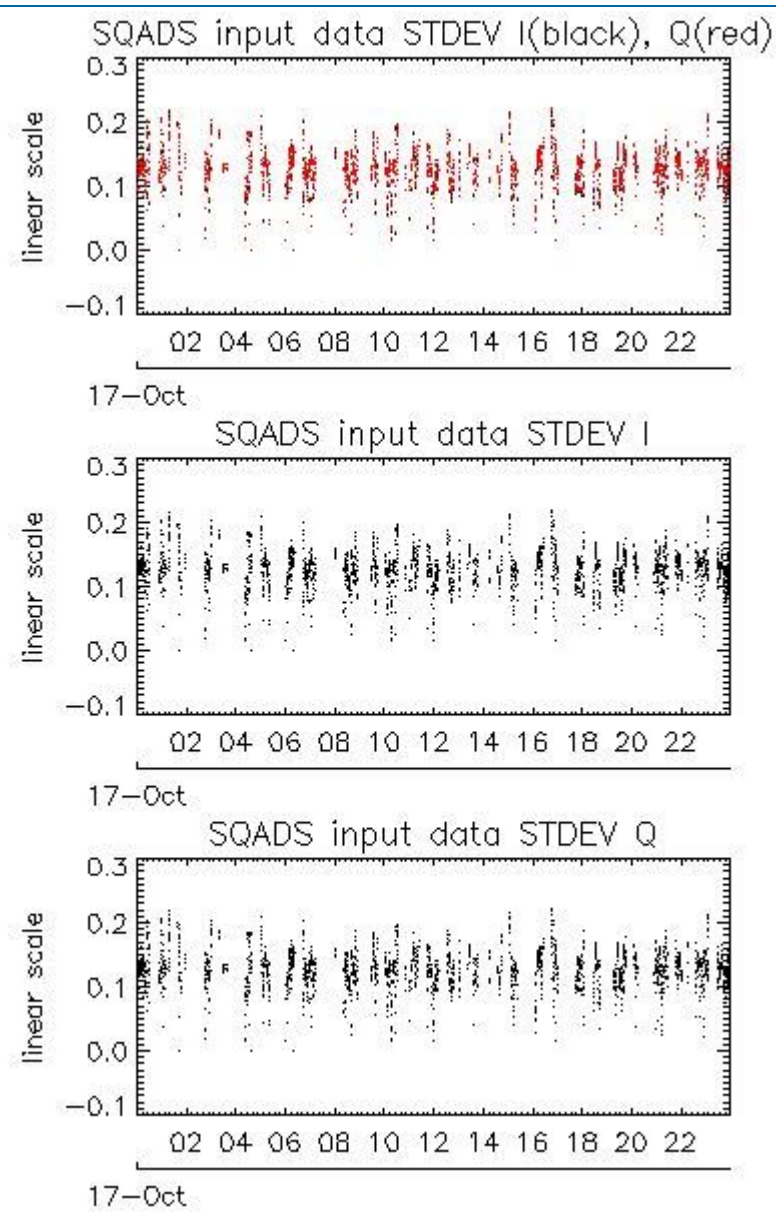

## 7 - RAW DATA ANALYSIS

### 7.1 - Analysis for WVS

[ [BACK TO MENU](#) ]





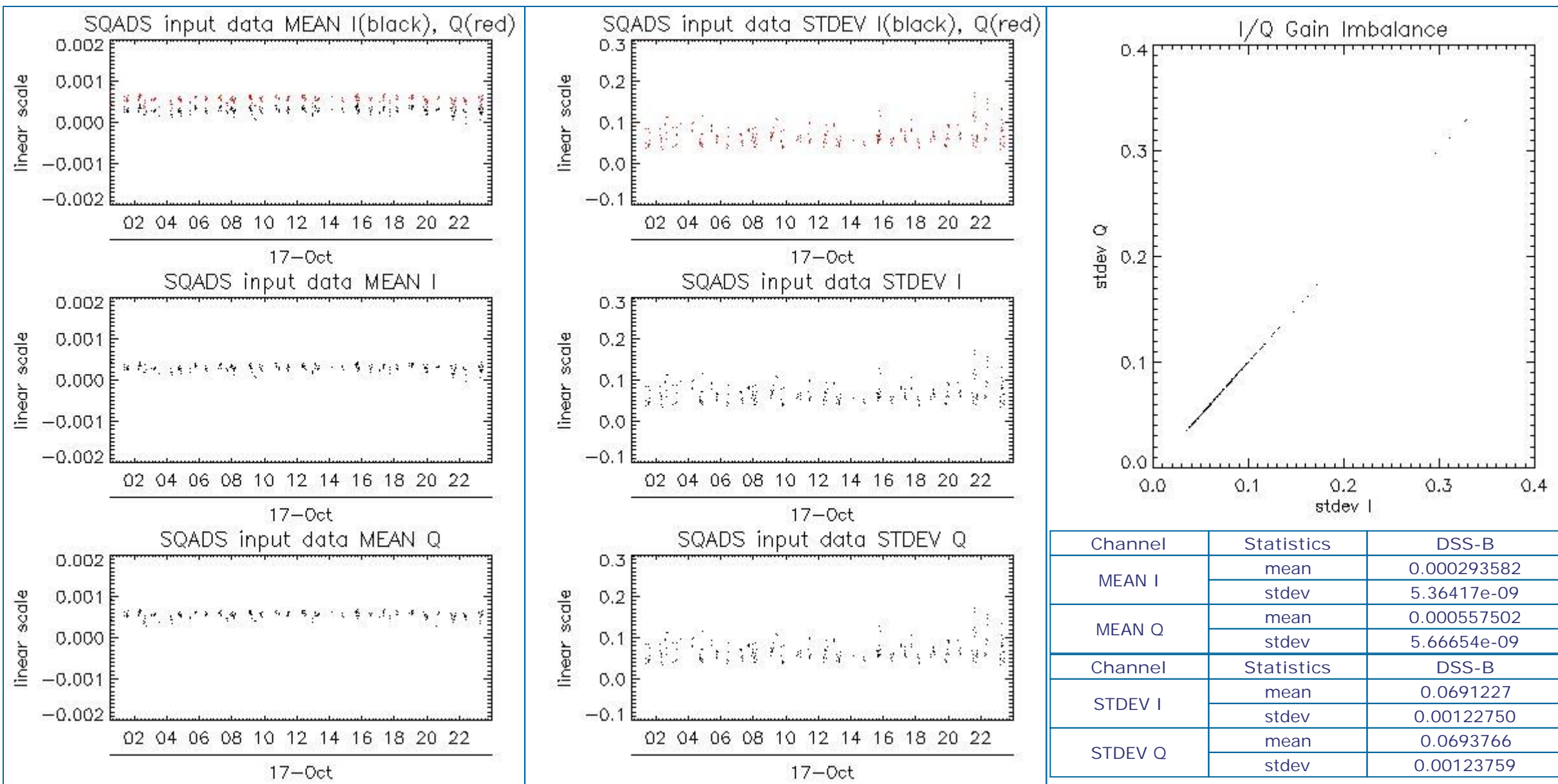


Channel	Statistics	DSS-B
MEAN I	mean	0.000439771
	stdev	2.52626e-07
MEAN Q	mean	0.000507625
	stdev	2.37413e-07
Channel	Statistics	DSS-B
STDEV I	mean	0.126018
	stdev	0.000926753
STDEV Q	mean	0.126314
	stdev	0.000935150

## 7.2 - Analysis for IMM

[ [BACK TO MENU](#) ]






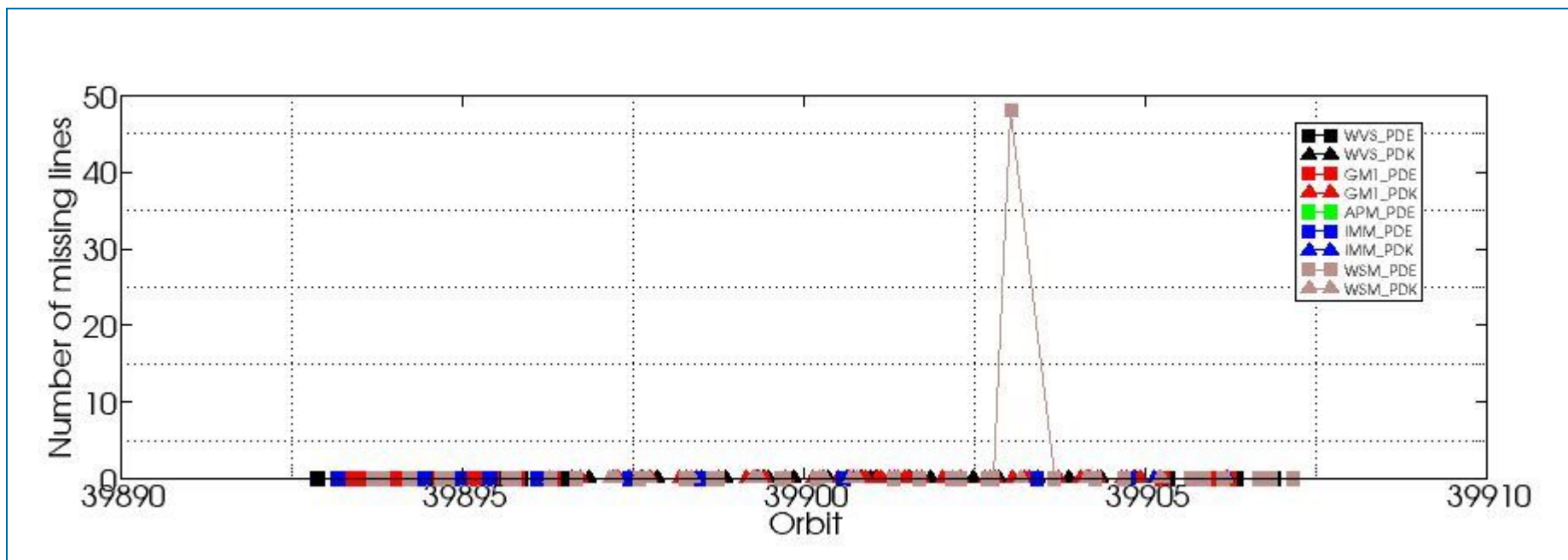
## 8 - TELEMETRY ANALYSIS

Processing Center	Product	Gaps	Missing lines
PDE	ASA_WSM_1PNPDE20091017_170330_000001772083_00270_39903_5179.N1	0	48
PDK	ASA_WSM_1PNPDK20091017_071901_000000732083_00264_39897_1491.N1	5	0
PDK	ASA_WSM_1PNPDK20091017_071901_000002202083_00264_39897_1563.N1	5	0

### 8.1 - Number of Missing lines

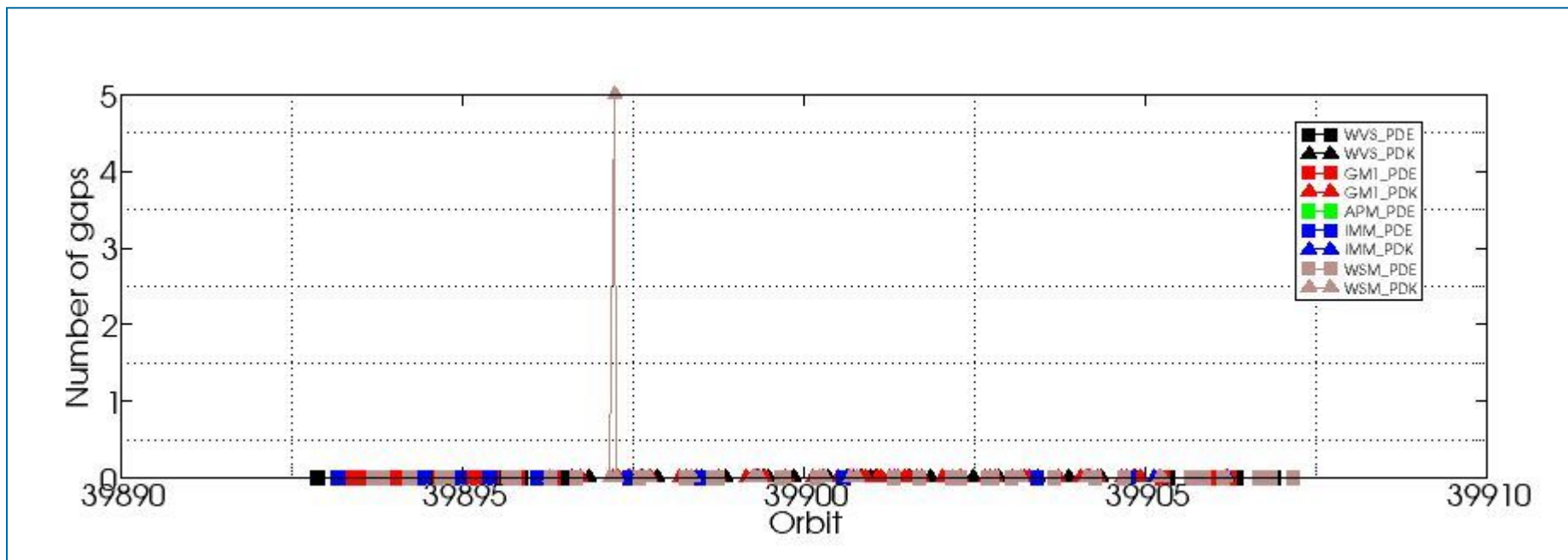
[ BACK TO MENU ]





## 8.2 - Number of Gaps

[ [BACK TO MENU](#) ]



#####  
ASAR DAILY REPORT for 091017  
#####

MODE: DAILY  
ANALYSIS: ALL  
DATE: YESTERDAY

Analysis will be performed from 2009-10-17 00:00:00 to 2009-10-17 23:59:59  
Results will be exported to the directory: ./RESULTS/DAILY/091017/

DATA SUMMARY

#####  
Summary will be performed from 2009-10-17 00:00:00 to 2009-10-17 23:59:59  
Results will be exported to the directory: ./RESULTS/DAILY/091017/DATA\_SUMMARY

Creating directory ./RESULTS/DAILY/091017/DATA\_SUMMARY...  
Writing file ./RESULTS/DAILY/091017/DATA\_SUMMARY/Data\_summary.html...

\*\*\*\*\*  
Getting WVS products list from 2009-10-17 00:00:00 to 2009-10-17 23:59:59...  
Writing file ./RESULTS/DAILY/091017/DATA\_SUMMARY/List\_WVS\_products\_used.xls...  
Writing file ./RESULTS/DAILY/091017/DATA\_SUMMARY/List\_WVS\_products\_used.txt...

\*\*\*\*\*  
Getting GM1 products list from 2009-10-17 00:00:00 to 2009-10-17 23:59:59...  
Writing file ./RESULTS/DAILY/091017/DATA\_SUMMARY/List\_GM1\_products\_used.xls...  
Writing file ./RESULTS/DAILY/091017/DATA\_SUMMARY/List\_GM1\_products\_used.txt...

\*\*\*\*\*  
Getting APM products list from 2009-10-17 00:00:00 to 2009-10-17 23:59:59...  
Writing file ./RESULTS/DAILY/091017/DATA\_SUMMARY/List\_APM\_products\_used.xls...  
Writing file ./RESULTS/DAILY/091017/DATA\_SUMMARY/List\_APM\_products\_used.txt...

\*\*\*\*\*  
Getting IMM products list from 2009-10-17 00:00:00 to 2009-10-17 23:59:59...  
Writing file ./RESULTS/DAILY/091017/DATA\_SUMMARY/List\_IMM\_products\_used.xls...  
Writing file ./RESULTS/DAILY/091017/DATA\_SUMMARY/List\_IMM\_products\_used.txt...

\*\*\*\*\*  
Getting WSM products list from 2009-10-17 00:00:00 to 2009-10-17 23:59:59...  
Writing file ./RESULTS/DAILY/091017/DATA\_SUMMARY/List\_WSM\_products\_used.xls...  
Writing file ./RESULTS/DAILY/091017/DATA\_SUMMARY/List\_WSM\_products\_used.txt...

\*\*\*\*\*  
Getting MS products list from 2009-10-17 00:00:00 to 2009-10-17 23:59:59...  
Writing file ./RESULTS/DAILY/091017/DATA\_SUMMARY/List\_MS\_products\_used.xls...  
Writing file ./RESULTS/DAILY/091017/DATA\_SUMMARY/List\_MS\_products\_used.txt...

DATA SUMMARY completed  
#####

AUXILIARY FILES ANALYSIS

#####  
Analysis will be performed from 2009-10-17 00:00:00 to 2009-10-17 23:59:59  
Results will be exported to the directory: ./RESULTS/DAILY/091017/AUXILIARY

Creating directory ./RESULTS/DAILY/091017/AUXILIARY...

\*\*\*\*\*  
Looking for the IECF operational ADFs list...



ADF filter 20091017\*current\_3\_IECF\_ADFs.txt  
No IECF ADFs list available for the selected period...

Writing file ./RESULTS/DAILY/091017/AUXILIARY/ASAR\_ADFs\_IECF\_List3.html...

AUXILIARY FILES ANALYSIS completed  
#####

MODULE STEPPING ANALYSIS  
#####  
Analysis will be performed from 2009-10-17 00:00:00 to 2009-10-17 23:59:59  
Results will be exported to the directory: ./RESULTS/DAILY/091017/MODULE\_STEPPING

Creating directory ./RESULTS/DAILY/091017/MODULE\_STEPPING...  
Creating directory ./RESULTS/DAILY/091017/MODULE\_STEPPING/FIRST\_REFERENCE...  
Creating directory ./RESULTS/DAILY/091017/MODULE\_STEPPING/SECOND\_REFERENCE...  
Creating directory ./RESULTS/DAILY/091017/MODULE\_STEPPING/PREVIOUS\_PRODUCT\_REFERENCE...  
Deleting old files...

\*\*\*\*\*  
\*\*\*\*\*  
Creating images comparing with second reference...

Exporting results to the directory ../../RESULTS/DAILY/091017/MODULE\_STEPPING/SECOND\_REFERENCE...

Polarization: H  
Reference product: ASA\_MS\_\_0PNPK20050922\_062651\_00000152041\_00034\_18625\_0041.N1  
Test product: ASA\_MS\_\_0PNPDE20091017\_030230\_00000162083\_00261\_39894\_0462.N1

H  
H  
../../RESULTS/DAILY/091017/MODULE\_STEPPING/SECOND\_REFERENCE/TGH\_20091017\_030230-20050922\_062651.png  
../../RESULTS/DAILY/091017/MODULE\_STEPPING/SECOND\_REFERENCE/TPH\_20091017\_030230-20050922\_062651.png  
../../RESULTS/DAILY/091017/MODULE\_STEPPING/SECOND\_REFERENCE/RGH\_20091017\_030230-20050922\_062651.png  
../../RESULTS/DAILY/091017/MODULE\_STEPPING/SECOND\_REFERENCE/RPH\_20091017\_030230-20050922\_062651.png

Polarization: V  
Reference product: ASA\_MS\_\_0PNPK20050923\_055514\_00000152041\_00048\_18639\_0042.N1  
Test product: ASA\_MS\_\_0PNPDE20091016\_033407\_00000162083\_00247\_39880\_0461.N1

V  
V  
../../RESULTS/DAILY/091017/MODULE\_STEPPING/SECOND\_REFERENCE/TGV\_20091016\_033407-20050923\_055514.png  
../../RESULTS/DAILY/091017/MODULE\_STEPPING/SECOND\_REFERENCE/TPV\_20091016\_033407-20050923\_055514.png  
../../RESULTS/DAILY/091017/MODULE\_STEPPING/SECOND\_REFERENCE/RGV\_20091016\_033407-20050923\_055514.png  
../../RESULTS/DAILY/091017/MODULE\_STEPPING/SECOND\_REFERENCE/RPV\_20091016\_033407-20050923\_055514.png

\*\*\*\*\*  
\*\*\*\*\*  
Creating images comparing with previous product reference...

Exporting results to the directory ../../RESULTS/DAILY/091017/MODULE\_STEPPING/PREVIOUS\_PRODUCT\_REFERENCE...

Polarization: H  
Reference product: ASA\_MS\_\_0PNPDE20091015\_040544\_00000162083\_00233\_39866\_0460.N1  
Test product: ASA\_MS\_\_0PNPDE20091017\_030230\_00000162083\_00261\_39894\_0462.N1

H  
H  
../../RESULTS/DAILY/091017/MODULE\_STEPPING/PREVIOUS\_PRODUCT\_REFERENCE/TGH\_20091017\_030230-20091015\_040544.png  
../../RESULTS/DAILY/091017/MODULE\_STEPPING/PREVIOUS\_PRODUCT\_REFERENCE/TPH\_20091017\_030230-20091015\_040544.png  
../../RESULTS/DAILY/091017/MODULE\_STEPPING/PREVIOUS\_PRODUCT\_REFERENCE/RGH\_20091017\_030230-20091015\_040544.png  
../../RESULTS/DAILY/091017/MODULE\_STEPPING/PREVIOUS\_PRODUCT\_REFERENCE/RPH\_20091017\_030230-20091015\_040544.png

Polarization: V  
Reference product: ASA\_MS\_\_0PNPDE20091014\_043721\_00000162083\_00219\_39852\_0459.N1  
Test product: ASA\_MS\_\_0PNPDE20091016\_033407\_00000162083\_00247\_39880\_0461.N1

```
V
V
../../../../RESULTS/DAILY/091017/MODULE_STEPPING/PREVIOUS_PRODUCT_REFERENCE/TGV_20091016_033407-20091014_043721.png
../../../../RESULTS/DAILY/091017/MODULE_STEPPING/PREVIOUS_PRODUCT_REFERENCE/TPV_20091016_033407-20091014_043721.png
../../../../RESULTS/DAILY/091017/MODULE_STEPPING/PREVIOUS_PRODUCT_REFERENCE/RGV_20091016_033407-20091014_043721.png
../../../../RESULTS/DAILY/091017/MODULE_STEPPING/PREVIOUS_PRODUCT_REFERENCE/RPV_20091016_033407-20091014_043721.png
```

```
MODULE_STEPPING ANALYSIS completed
#####
```

```
CALIBRATION PULSES ANALYSIS
#####
Creating directory ./RESULTS/DAILY/091017/CALIBRATION_PULSES...
```

```
*****
*****
ALL ROWS Analysis will be performed from 2009-10-17 00:00:00 to 2009-10-17 23:59:59
```

```
Analysing products WVS IS2 V/V
Writing image ../../RESULTS/DAILY/091017//CALIBRATION_PULSES/Calibration_pulses_all_rows_WVS_IS2_VV.png...
Analysing products GM1 SS3 H/H
Writing image ../../RESULTS/DAILY/091017//CALIBRATION_PULSES/Calibration_pulses_all_rows_GM1_SS3_HH.png...
```

```
*****
*****
TEMPORAL EVOLUTION Analysis will be performed from 2009-10-17 00:00:00 to 2009-10-17 23:59:59
```

```
Analysing products WVS IS2 V/V
Getting calibration pulses data for WVS IS2 V/V from 2009-10-17 00:00:00 to 2009-10-17 23:59:59. Rows: 1/5/9/13/17/21/25/29
Writing file ./RESULTS/DAILY/091017/CALIBRATION_PULSES/Calibration_pulses_data_WVS_IS2_VV_2009-10-17_1.dat...
Writing ../../RESULTS/DAILY/091017//CALIBRATION_PULSES/Average_P1_P1a_P2_P3_WVS_IS2_VV_1.png...
Writing ../../RESULTS/DAILY/091017//CALIBRATION_PULSES/Transmit_Power_WVS_IS2_VV_1.png...
```

```
Getting calibration pulses data for WVS IS2 V/V from 2009-10-17 00:00:00 to 2009-10-17 23:59:59. Rows: 2/6/10/14/18/22/26/30
Writing file ./RESULTS/DAILY/091017/CALIBRATION_PULSES/Calibration_pulses_data_WVS_IS2_VV_2009-10-17_2.dat...
Writing ../../RESULTS/DAILY/091017//CALIBRATION_PULSES/Average_P1_P1a_P2_P3_WVS_IS2_VV_2.png...
Writing ../../RESULTS/DAILY/091017//CALIBRATION_PULSES/Transmit_Power_WVS_IS2_VV_2.png...
```

```
Getting calibration pulses data for WVS IS2 V/V from 2009-10-17 00:00:00 to 2009-10-17 23:59:59. Rows: 3/7/11/15/19/23/27/31
Writing file ./RESULTS/DAILY/091017/CALIBRATION_PULSES/Calibration_pulses_data_WVS_IS2_VV_2009-10-17_3.dat...
Writing ../../RESULTS/DAILY/091017//CALIBRATION_PULSES/Average_P1_P1a_P2_P3_WVS_IS2_VV_3.png...
Writing ../../RESULTS/DAILY/091017//CALIBRATION_PULSES/Transmit_Power_WVS_IS2_VV_3.png...
```

```
Getting calibration pulses data for WVS IS2 V/V from 2009-10-17 00:00:00 to 2009-10-17 23:59:59. Rows: 4/8/12/16/20/24/28/32
Writing file ./RESULTS/DAILY/091017/CALIBRATION_PULSES/Calibration_pulses_data_WVS_IS2_VV_2009-10-17_4.dat...
Writing ../../RESULTS/DAILY/091017//CALIBRATION_PULSES/Average_P1_P1a_P2_P3_WVS_IS2_VV_4.png...
Writing ../../RESULTS/DAILY/091017//CALIBRATION_PULSES/Transmit_Power_WVS_IS2_VV_4.png...
```

```
Analysing products GM1 SS3 H/H
Getting calibration pulses data for GM1 SS3 H/H from 2009-10-17 00:00:00 to 2009-10-17 23:59:59. Rows: 1/5/9/13/17/21/25/29
Writing file ./RESULTS/DAILY/091017/CALIBRATION_PULSES/Calibration_pulses_data_GM1_SS3_HH_2009-10-17_1.dat...
Writing ../../RESULTS/DAILY/091017//CALIBRATION_PULSES/Average_P1_P1a_P2_P3_GM1_SS3_HH_1.png...
Writing ../../RESULTS/DAILY/091017//CALIBRATION_PULSES/Transmit_Power_GM1_SS3_HH_1.png...
```

```
Getting calibration pulses data for GM1 SS3 H/H from 2009-10-17 00:00:00 to 2009-10-17 23:59:59. Rows: 2/6/10/14/18/22/26/30
Writing file ./RESULTS/DAILY/091017/CALIBRATION_PULSES/Calibration_pulses_data_GM1_SS3_HH_2009-10-17_2.dat...
Writing ../../RESULTS/DAILY/091017//CALIBRATION_PULSES/Average_P1_P1a_P2_P3_GM1_SS3_HH_2.png...
Writing ../../RESULTS/DAILY/091017//CALIBRATION_PULSES/Transmit_Power_GM1_SS3_HH_2.png...
```

Getting calibration pulses data for GM1 SS3 H/H from 2009-10-17 00:00:00 to 2009-10-17 23:59:59. Rows: 3/7/11/15/19/23/27/31  
Writing file ./RESULTS/DAILY/091017/CALIBRATION\_PULSES/Calibration\_pulses\_data\_GM1\_SS3\_HH\_2009-10-17\_3.dat...  
Writing ../../RESULTS/DAILY/091017//CALIBRATION\_PULSES/Average\_P1\_P1a\_P2\_P3\_GM1\_SS3\_HH\_3.png...  
Writing ../../RESULTS/DAILY/091017//CALIBRATION\_PULSES/Transmit\_Power\_GM1\_SS3\_HH\_3.png...

Getting calibration pulses data for GM1 SS3 H/H from 2009-10-17 00:00:00 to 2009-10-17 23:59:59. Rows: 4/8/12/16/20/24/28/32  
Writing file ./RESULTS/DAILY/091017/CALIBRATION\_PULSES/Calibration\_pulses\_data\_GM1\_SS3\_HH\_2009-10-17\_4.dat...  
Writing ../../RESULTS/DAILY/091017//CALIBRATION\_PULSES/Average\_P1\_P1a\_P2\_P3\_GM1\_SS3\_HH\_4.png...  
Writing ../../RESULTS/DAILY/091017//CALIBRATION\_PULSES/Transmit\_Power\_GM1\_SS3\_HH\_4.png...

CALIBRATION PULSES ANALYSIS completed  
#####

DOPPLER ANALYSIS  
#####  
Creating directory ./RESULTS/DAILY/091017/DOPPLER...

\*\*\*\*\*  
\*\*\*\*\*  
DOPPLER ANX Analysis will be performed from 2009-10-17 00:00:00 to 2009-10-17 23:59:59

Analysing products WVS IS2 V/V  
Getting doppler data for WVS IS2 V/V from 2009-10-17 00:00:00 to 2009-10-17 23:59:59...  
Writing file ./RESULTS/DAILY/091017/DOPPLER/Doppler\_data\_WVS\_IS2\_VV\_2009-10-17.dat...  
Running IDL program...  
Writing file ../../RESULTS/DAILY/091017/DOPPLER/DOPPLER\_ANX\_WVS\_IS2\_VV.png...

Analysing products GM1 SS1 H/H  
Getting doppler data for GM1 SS1 H/H from 2009-10-17 00:00:00 to 2009-10-17 23:59:59...  
Writing file ./RESULTS/DAILY/091017/DOPPLER/Doppler\_data\_GM1\_SS1\_HH\_2009-10-17.dat...  
Running IDL program...  
Writing file ../../RESULTS/DAILY/091017/DOPPLER/DOPPLER\_ANX\_GM1\_SS1\_HH.png...

\*\*\*\*\*  
\*\*\*\*\*  
DOPPLER JUMPS Analysis will be performed on WSM products from 2009-10-17 00:00:00 to 2009-10-17 23:59:59

Analysing by default products WSM  
Getting doppler jumps data for WSM from 2009-10-17 00:00:00 to 2009-10-17 23:59:59...  
Writing file ./RESULTS/DAILY/091017/DOPPLER/Doppler\_Jumps\_data\_WSM\_2009-10-17.dat...  
Running IDL program...  
Writing file ../../RESULTS/DAILY/091017/DOPPLER/DOPPLER\_JUMPS\_ANX\_WSM.png...  
Writing file ../../RESULTS/DAILY/091017/DOPPLER/DOPPLER\_JUMPS\_Date\_WSM.png...

\*\*\*\*\*  
\*\*\*\*\*  
DOPPLER MAP Analysis will be performed from 2009-10-17 00:00:00 to 2009-10-17 23:59:59

Analysing products WVS IS2 V/V  
Loading predicted doppler values....  
Phase: descending  
Found data...  
Computing mean error doppler estimated-predicted...  
Mean error = -28.685193 Hz  
Writing file ../../RESULTS/DAILY/091017//DOPPLER/DOPPLER\_Estimated-Predicted-MeanError\_WVS\_IS2\_VV\_desc.jpg...  
Writing file ../../RESULTS/DAILY/091017//DOPPLER/DOPPLER\_Absolute\_WVS\_IS2\_VV\_desc.jpg...

```
*****
Loading predicted doppler values....
Phase: ascending
Found data...
Computing mean error doppler estimated-predicted...
Mean error = -29.274070 Hz
Writing file ../../RESULTS/DAILY/091017//DOPPLER/DOPPLER_Estimated-Predicted-MeanError_WVS_IS2_VV_asc.jpg...
Writing file ../../RESULTS/DAILY/091017//DOPPLER/DOPPLER_Absolute_WVS_IS2_VV_asc.jpg...
*****
```

```
Analysing products GM1 SS1 H/H
Loading predicted doppler values....
Phase: descending
Found data...
Computing mean error doppler estimated-predicted...
Mean error = -14.726204 Hz
Writing file ../../RESULTS/DAILY/091017//DOPPLER/DOPPLER_Estimated-Predicted-MeanError_GM1_SS1_HH_desc.jpg...
Writing file ../../RESULTS/DAILY/091017//DOPPLER/DOPPLER_Absolute_GM1_SS1_HH_desc.jpg...
*****
```

```
Loading predicted doppler values....
Phase: ascending
Found data...
Computing mean error doppler estimated-predicted...
Mean error = -26.864333 Hz
Writing file ../../RESULTS/DAILY/091017//DOPPLER/DOPPLER_Estimated-Predicted-MeanError_GM1_SS1_HH_asc.jpg...
Writing file ../../RESULTS/DAILY/091017//DOPPLER/DOPPLER_Absolute_GM1_SS1_HH_asc.jpg...
*****
```

```
DOPPLER ANALYSIS completed
#####
```

```
CHIRP ANALYSIS
#####
Creating directory ./RESULTS/DAILY/091017/CHIRP...
```

```
*****
*****
CHIRP Analysis will be performed from 2009-10-17 00:00:00 to 2009-10-17 23:59:59
```

```
Analysing products WSM SS1 H/H
*****
Getting ScaleFactor data for WSM SS1 H/H from 2009-10-17 00:00:00 to 2009-10-17 23:59:59...
Writing file ./RESULTS/DAILY/091017/CHIRP/ScaleFactor_data_WSM_SS1_HH_2009-10-17.dat...
Running IDL program...
Writing file ../../RESULTS/DAILY/091017/CHIRP/ScaleFactor_ANX_WSM_SS1_HH.png...
Writing file ../../RESULTS/DAILY/091017/CHIRP/ScaleFactor_DATE_WSM_SS1_HH.png...
```

```
Analysing products WSM SS1 V/V
*****
Getting ScaleFactor data for WSM SS1 V/V from 2009-10-17 00:00:00 to 2009-10-17 23:59:59...
Writing file ./RESULTS/DAILY/091017/CHIRP/ScaleFactor_data_WSM_SS1_VV_2009-10-17.dat...
Running IDL program...
Writing file ../../RESULTS/DAILY/091017/CHIRP/ScaleFactor_ANX_WSM_SS1_VV.png...
Writing file ../../RESULTS/DAILY/091017/CHIRP/ScaleFactor_DATE_WSM_SS1_VV.png...
```

```
CHIRP ANALYSIS completed
#####
```



RAW DATA ANALYSIS

#####  
Analysis will be performed from 2009-10-17 00:00:00 to 2009-10-17 23:59:59  
Results will be exported to the directory: ./RESULTS/DAILY/091017/RAW\_DATA

Creating directory ./RESULTS/DAILY/091017/RAW\_DATA...

\*\*\*\*\*  
Getting raw data for WVS from 2009-10-17 00:00:00 to 2009-10-17 23:59:59...  
Writing file ./RESULTS/DAILY/091017/RAW\_DATA/Raw\_data\_WVS\_2009-10-17.dat...  
Running IDL program to create graphs...

Creating image ../../RESULTS/DAILY/091017/RAW\_DATA/Raw\_data\_WVS\_input\_mean.png...  
Creating image ../../RESULTS/DAILY/091017/RAW\_DATA/Raw\_data\_WVS\_input\_stdev.png...  
Creating image ../../RESULTS/DAILY/091017/RAW\_DATA/Raw\_data\_WVS\_gain\_imbalance.png...

\*\*\*\*\*  
Getting raw data for IMM from 2009-10-17 00:00:00 to 2009-10-17 23:59:59...  
Writing file ./RESULTS/DAILY/091017/RAW\_DATA/Raw\_data\_IMM\_2009-10-17.dat...  
Running IDL program to create graphs...

Creating image ../../RESULTS/DAILY/091017/RAW\_DATA/Raw\_data\_IMM\_input\_mean.png...  
Creating image ../../RESULTS/DAILY/091017/RAW\_DATA/Raw\_data\_IMM\_input\_stdev.png...  
Creating image ../../RESULTS/DAILY/091017/RAW\_DATA/Raw\_data\_IMM\_gain\_imbalance.png...

RAW DATA ANALYSIS completed

#####

TELEMETRY ANALYSIS

#####  
Analysis will be performed from 2009-10-17 00:00:00 to 2009-10-17 23:59:59  
Results will be exported to the directory: ./RESULTS/DAILY/091017/TELEMETRY

Creating directory ./RESULTS/DAILY/091017/TELEMETRY...

Looking for gaps and missing lines in WVS products...

\*\*\*\*\*  
Checking 23 products from PDE...  
Checking 24 products from PDK...

Looking for gaps and missing lines in GM1 products...

\*\*\*\*\*  
Checking 30 products from PDE...  
Checking 49 products from PDK...

Looking for gaps and missing lines in APM products...

\*\*\*\*\*  
Checking 1 products from PDE...  
No products from PDK...

Looking for gaps and missing lines in IMM products...

\*\*\*\*\*  
Checking 22 products from PDE...  
Checking 2 products from PDK...

Looking for gaps and missing lines in WSM products...

\*\*\*\*\*  
Checking 53 products from PDE...  
Found product...ASA\_WSM\_1PNPDE20091017\_170330\_000001772083\_00270\_39903\_5179.N1 / 0 gaps / 48 missing lines  
Checking 25 products from PDK...  
Found product...ASA\_WSM\_1PNPDK20091017\_071901\_00000732083\_00264\_39897\_1491.N1 / 5 gaps / 0 missing lines

Found product...ASA\_WSM\_1PNPDK20091017\_071901\_000002202083\_00264\_39897\_1563.N1 / 5 gaps / 0 missing lines

Creating graph of missing lines and gaps...

\*\*\*\*\*

Creating image: ./RESULTS/DAILY/091017/TELEMETRY/TELEMETRY\_Missing\_lines.png...

Creating image: ./RESULTS/DAILY/091017/TELEMETRY/TELEMETRY\_Gaps.png...

TELEMETRY ANALYSIS completed

#####

BROWSE PRODUCTS ANALYSIS

#####

Analysis will be performed on 2009-10-17

\*\*\*\*\*

Scanning directory /nfs-store/ASAR\_Data//ASA\_GM\_BP...

Results will be exported to the directory: /nfs-store/ASAR\_Data//ASA\_GM\_BP/JPG/20091017/

ANALYSIS COMPLETED: 0 GM browse products to see...

\*\*\*\*\*

\*\*\*\*\*

Scanning directory /nfs-store/ASAR\_Data//ASA\_AP\_BP...

Results will be exported to the directory: /nfs-store/ASAR\_Data//ASA\_AP\_BP/JPG/20091017/

ANALYSIS COMPLETED: 0 AP browse products to see...

\*\*\*\*\*

\*\*\*\*\*

Scanning directory /nfs-store/ASAR\_Data//ASA\_IM\_BP...

Results will be exported to the directory: /nfs-store/ASAR\_Data//ASA\_IM\_BP/JPG/20091017/

ANALYSIS COMPLETED: 0 IM browse products to see...

\*\*\*\*\*

\*\*\*\*\*

Scanning directory /nfs-store/ASAR\_Data//ASA\_WS\_BP...

Results will be exported to the directory: /nfs-store/ASAR\_Data//ASA\_WS\_BP/JPG/20091017/

ANALYSIS COMPLETED: 0 WS browse products to see...

\*\*\*\*\*

BROWSE PRODUCTS ANALYSIS completed

#####

HTML REPORT generation

#####

Building file ./RESULTS/DAILY/091017/asarReport.html...

Building DATA SUMMARY section...

Building AUXILIARY FILES ANALYSIS section...

Building MODULE STEPPING ANALYSIS section...

Building CALIBRATION PULSES ANALYSIS section...

Building DOPPLER ANALYSIS section...

Building CHIRP ANALYSIS section...

Building RAW DATA ANALYSIS section...

Building TELEMETRY ANALYSIS section...

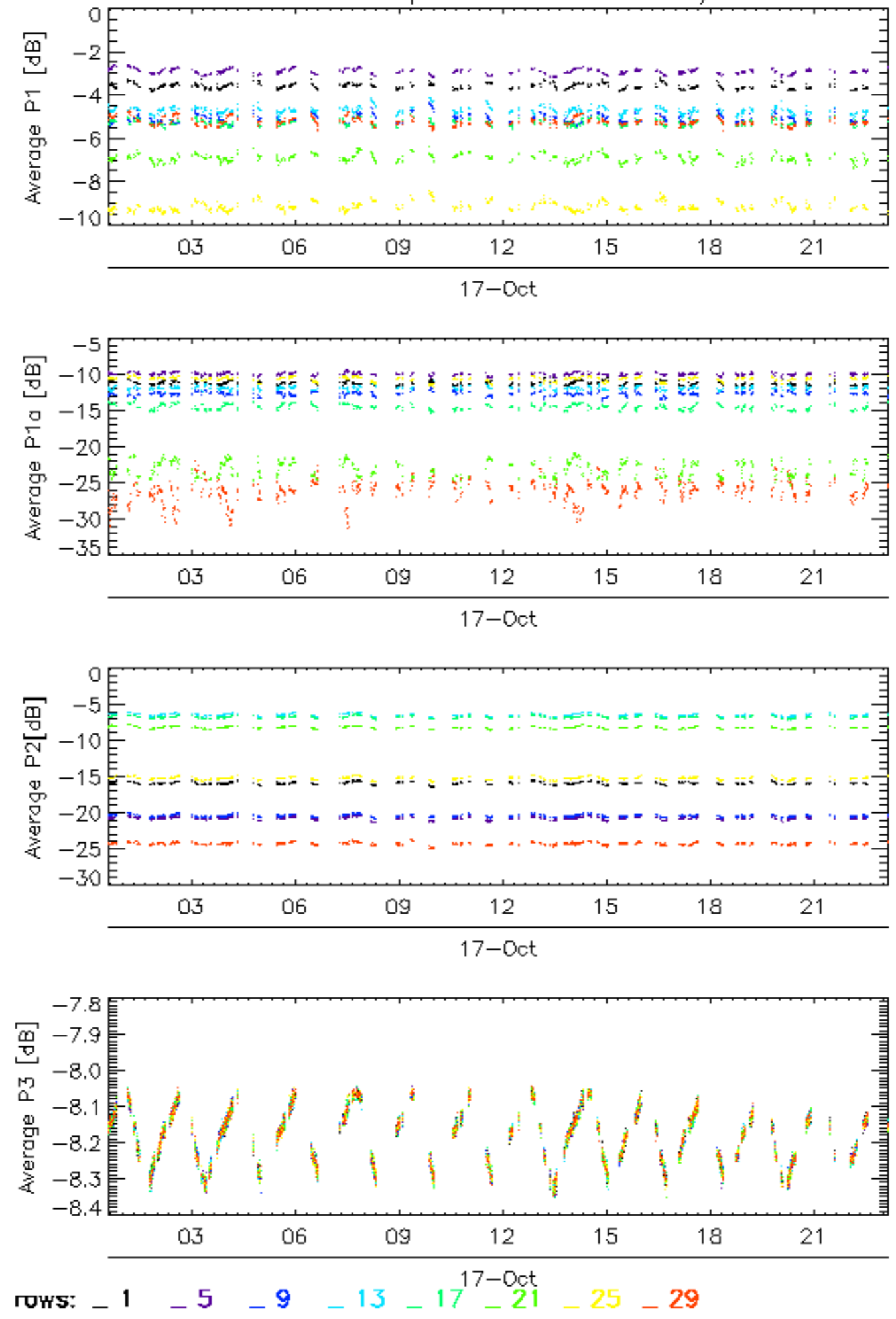
HTML REPORT generation completed

#####

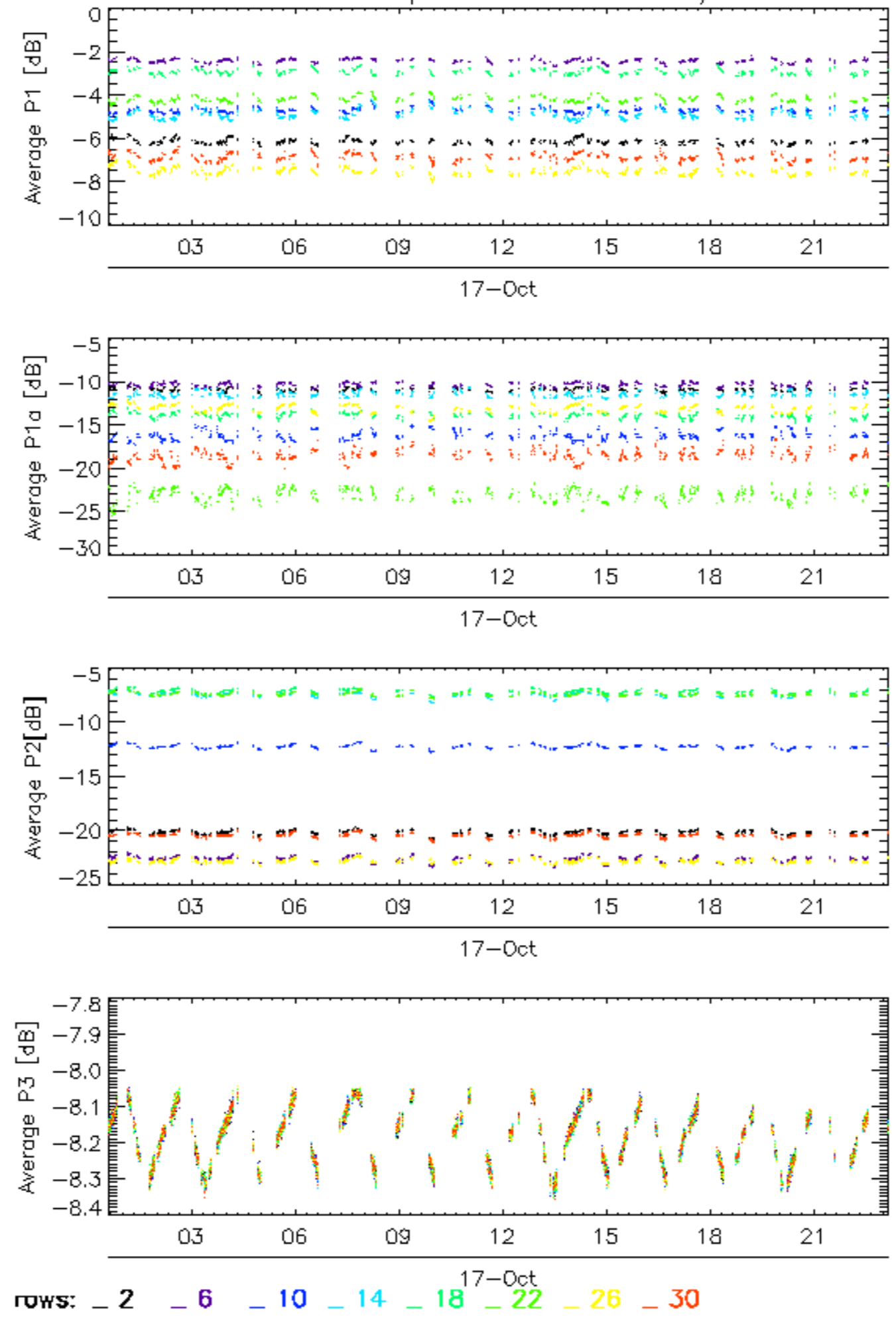




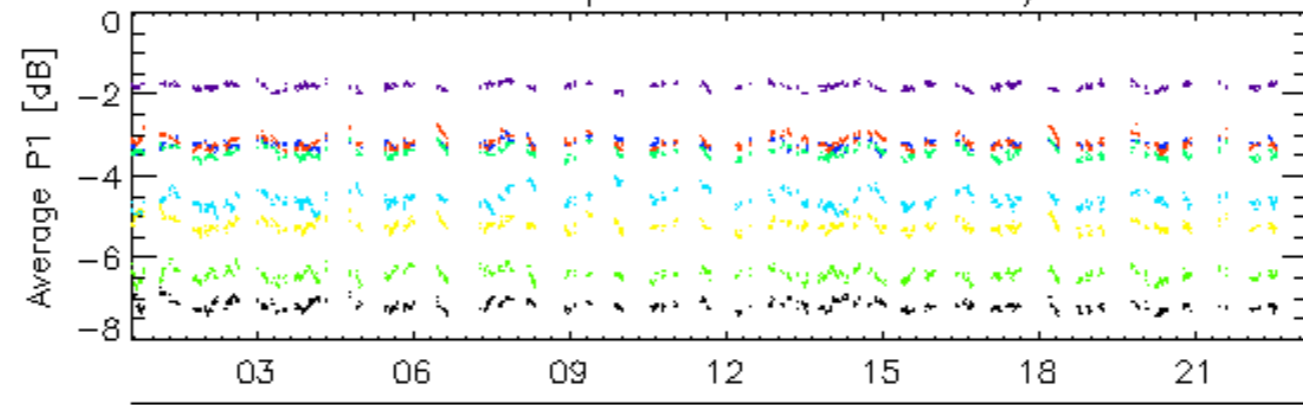
Calibration pulses for GM1 SS3 H/H



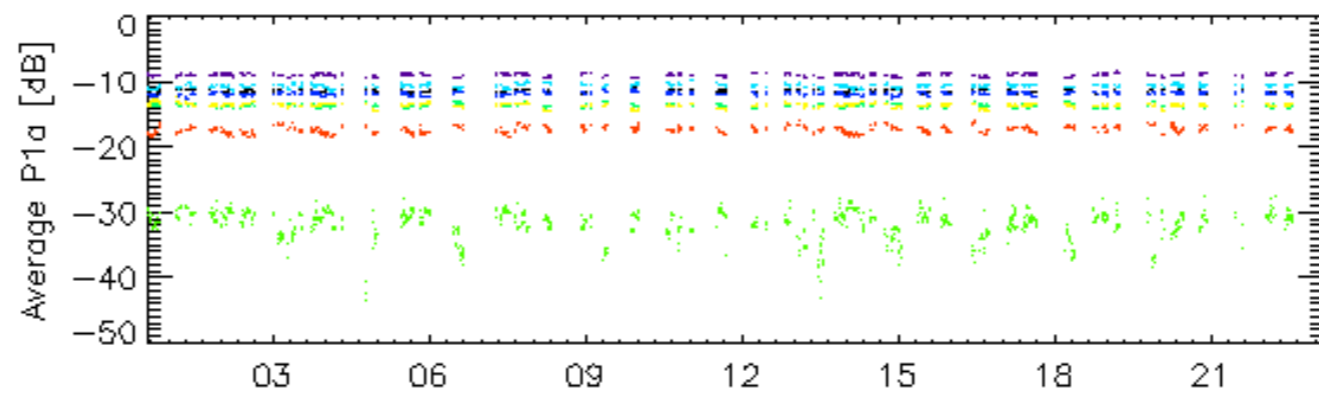
### Calibration pulses for GM1 SS3 H/H



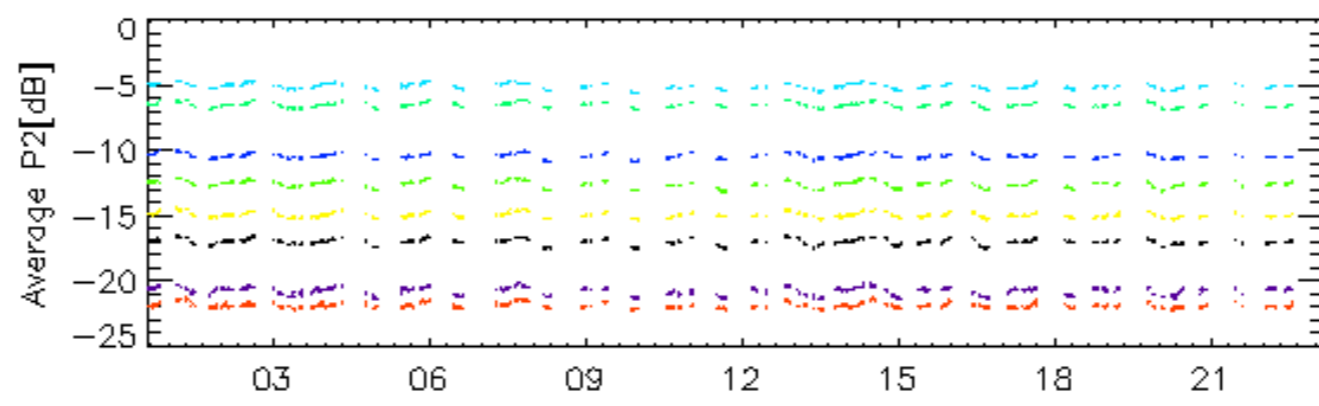
Calibration pulses for GM1 SS3 H/H



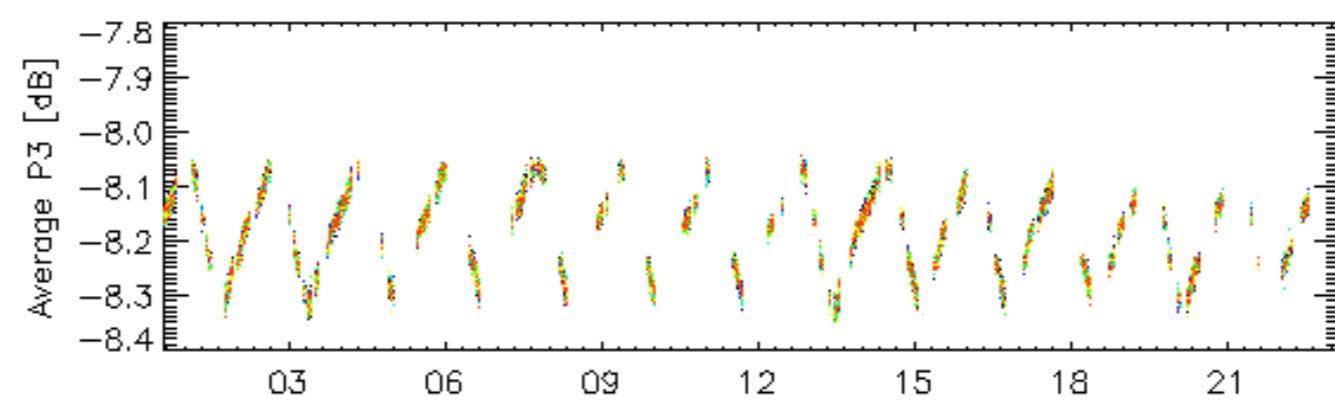
17-Oct



17-Oct



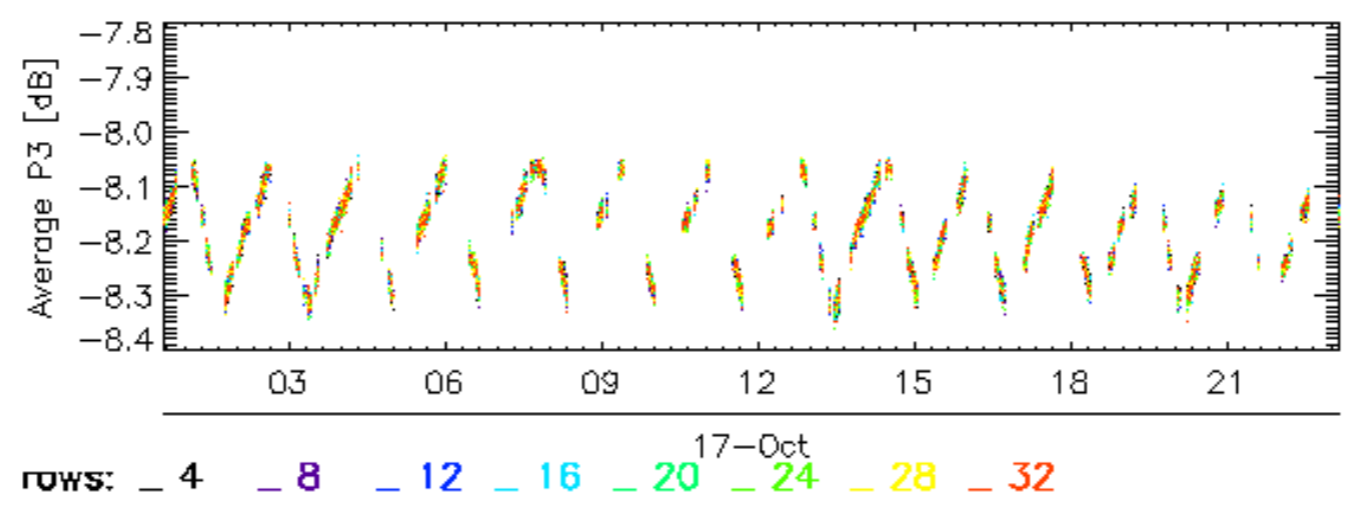
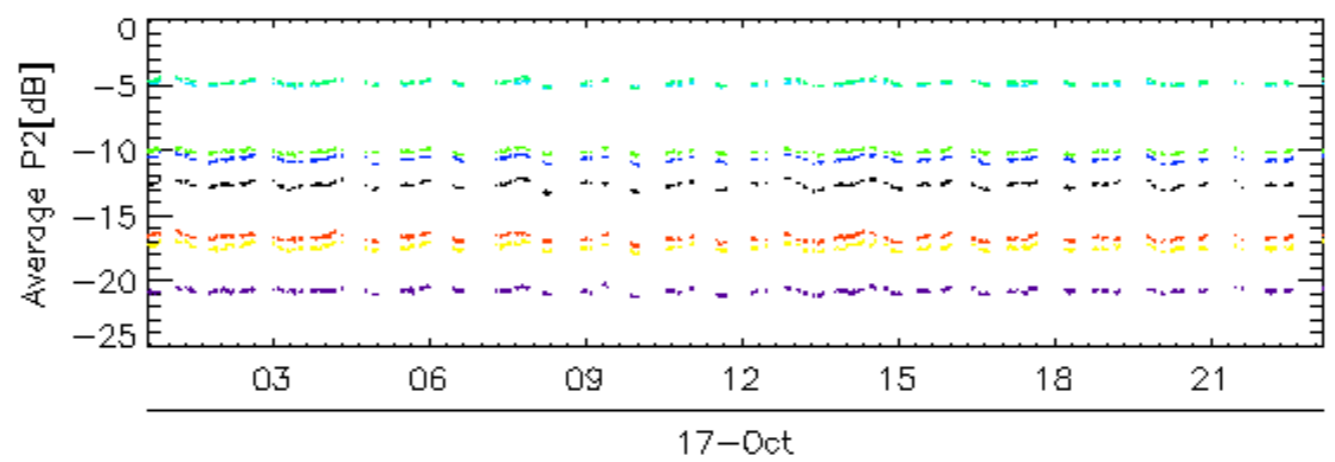
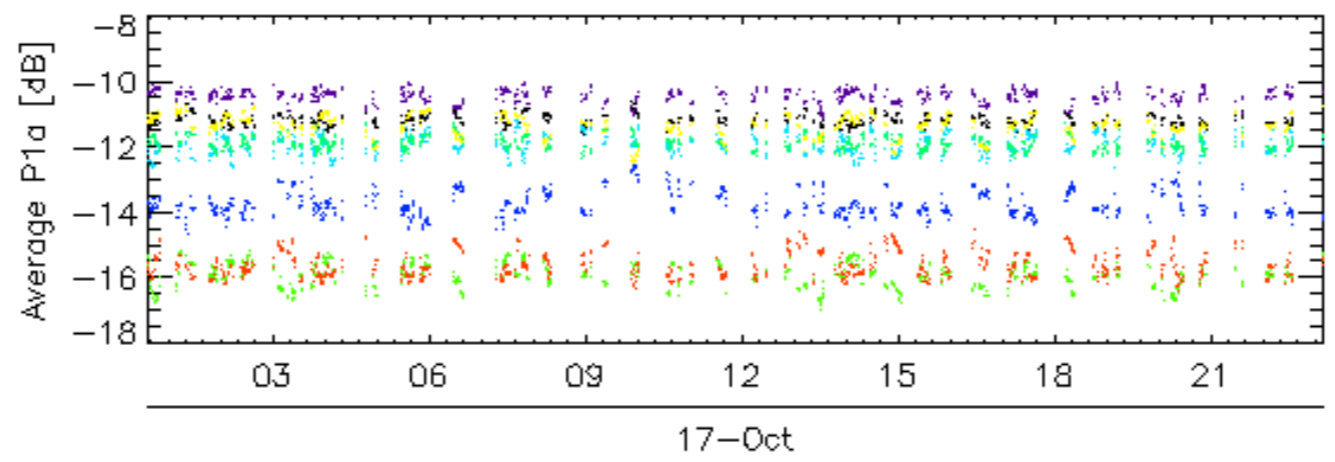
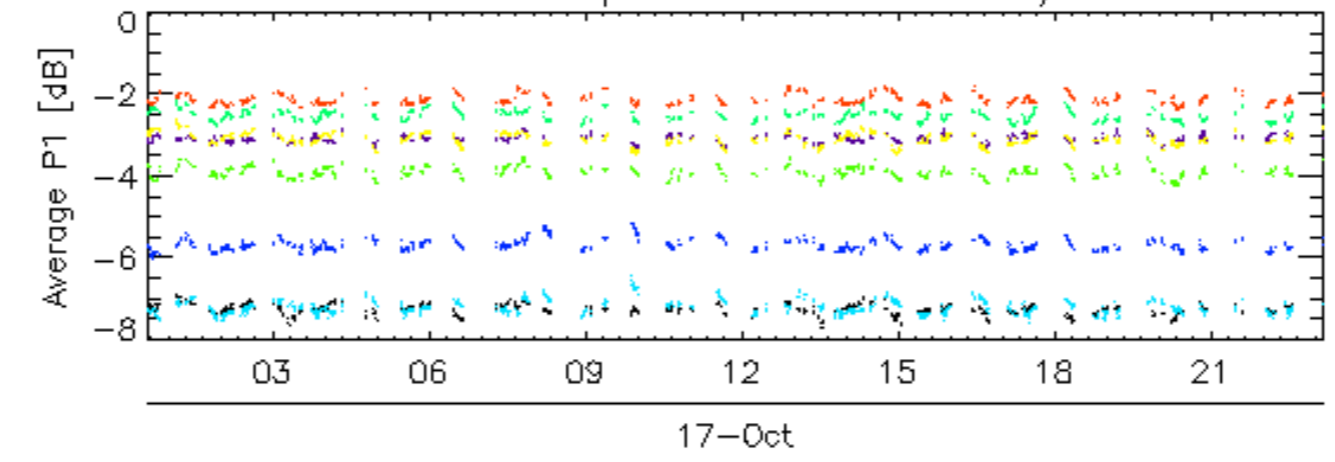
17-Oct



17-Oct

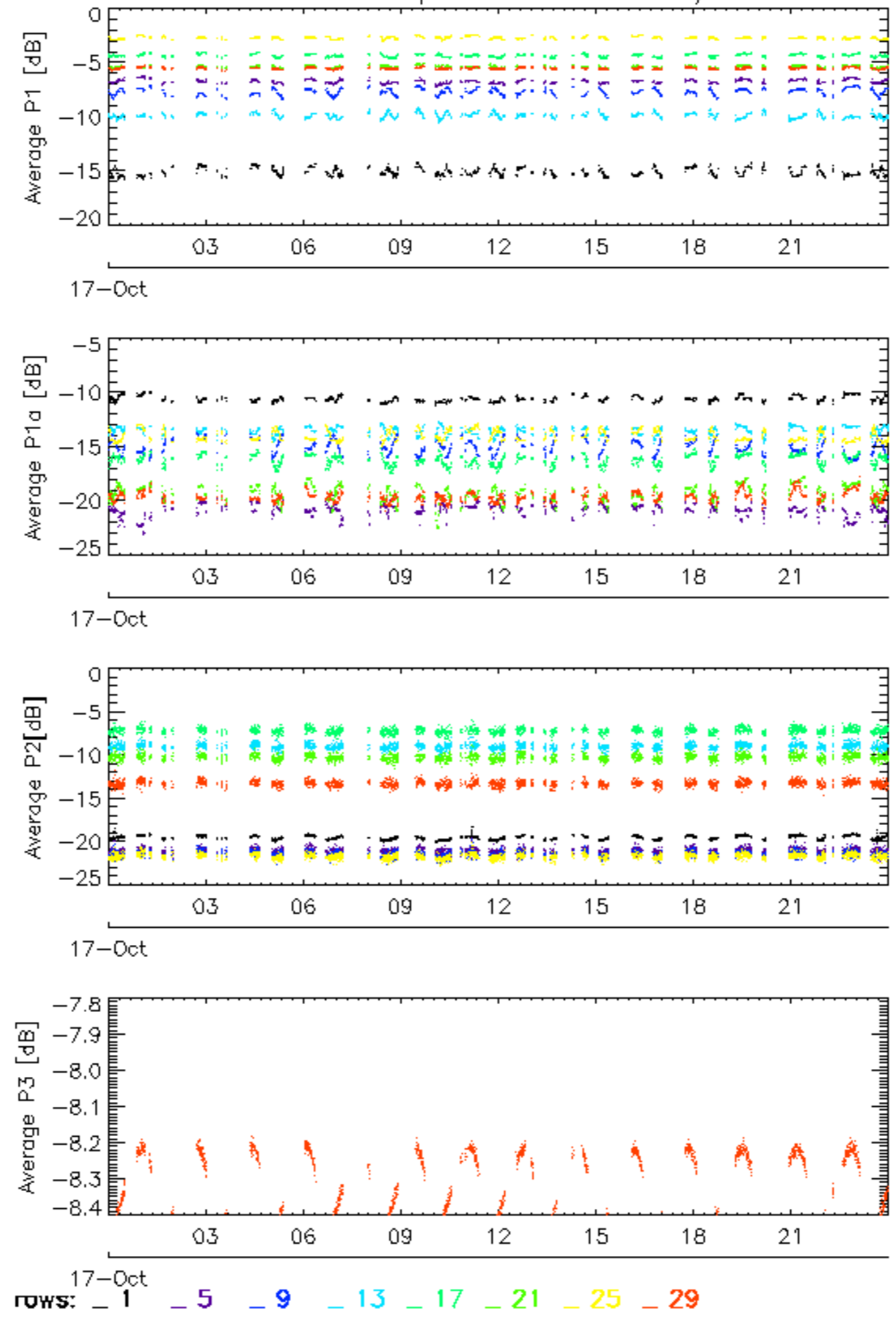
rows: \_ 3 \_ 7 \_ 11 \_ 15 \_ 19 \_ 23 \_ 27 \_ 31

Calibration pulses for GM1 SS3 H/H

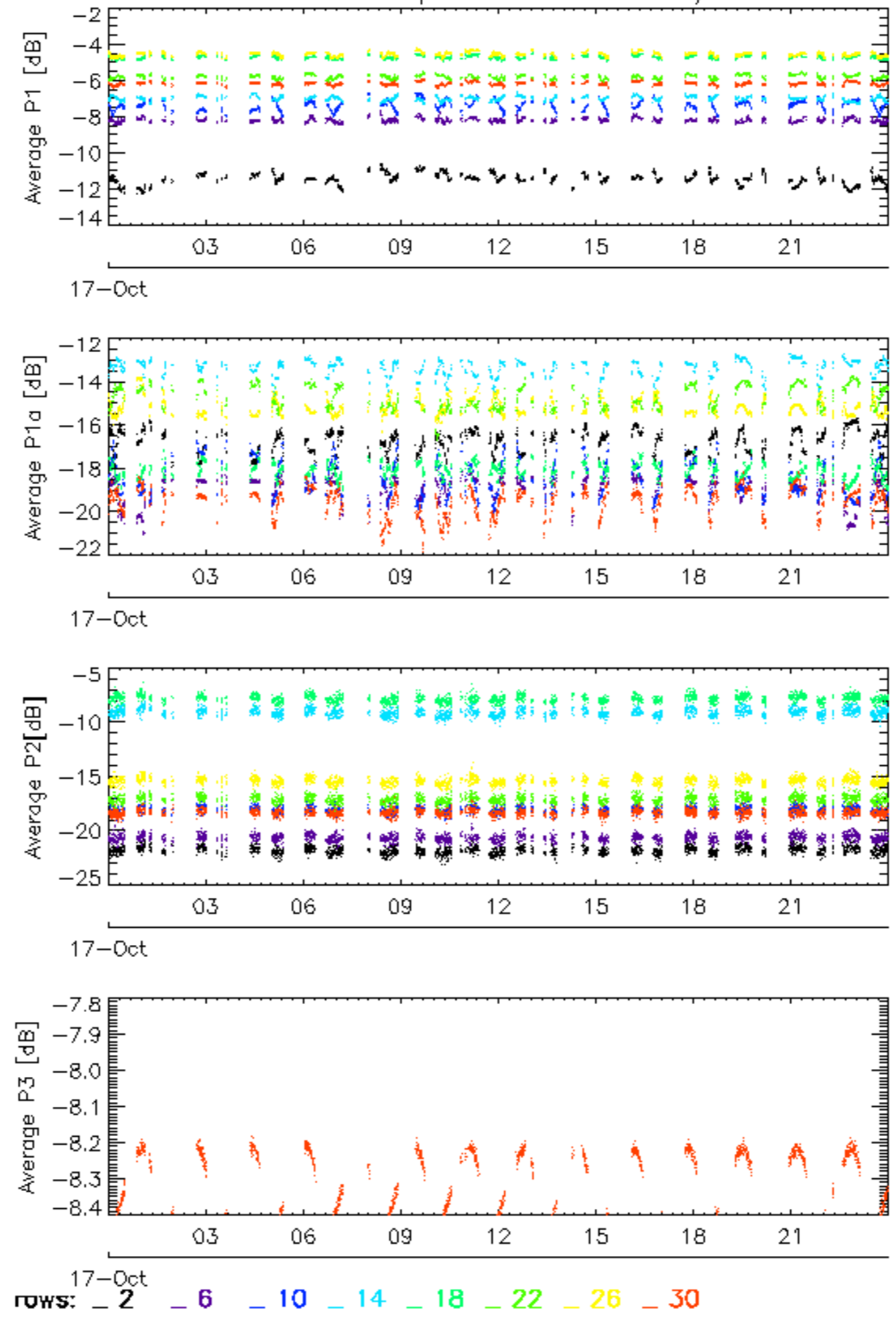




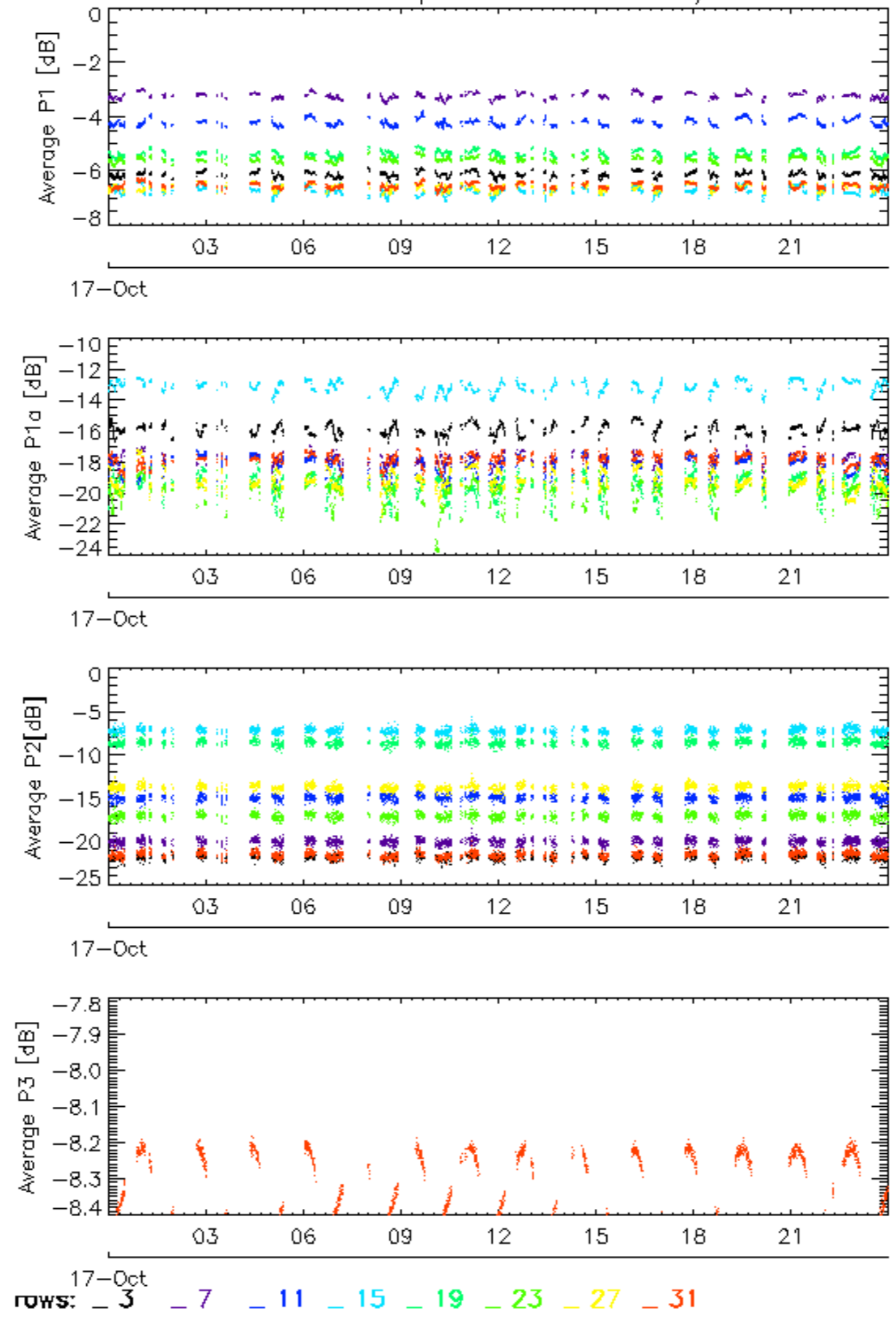
Calibration pulses for WVS IS2 V/V



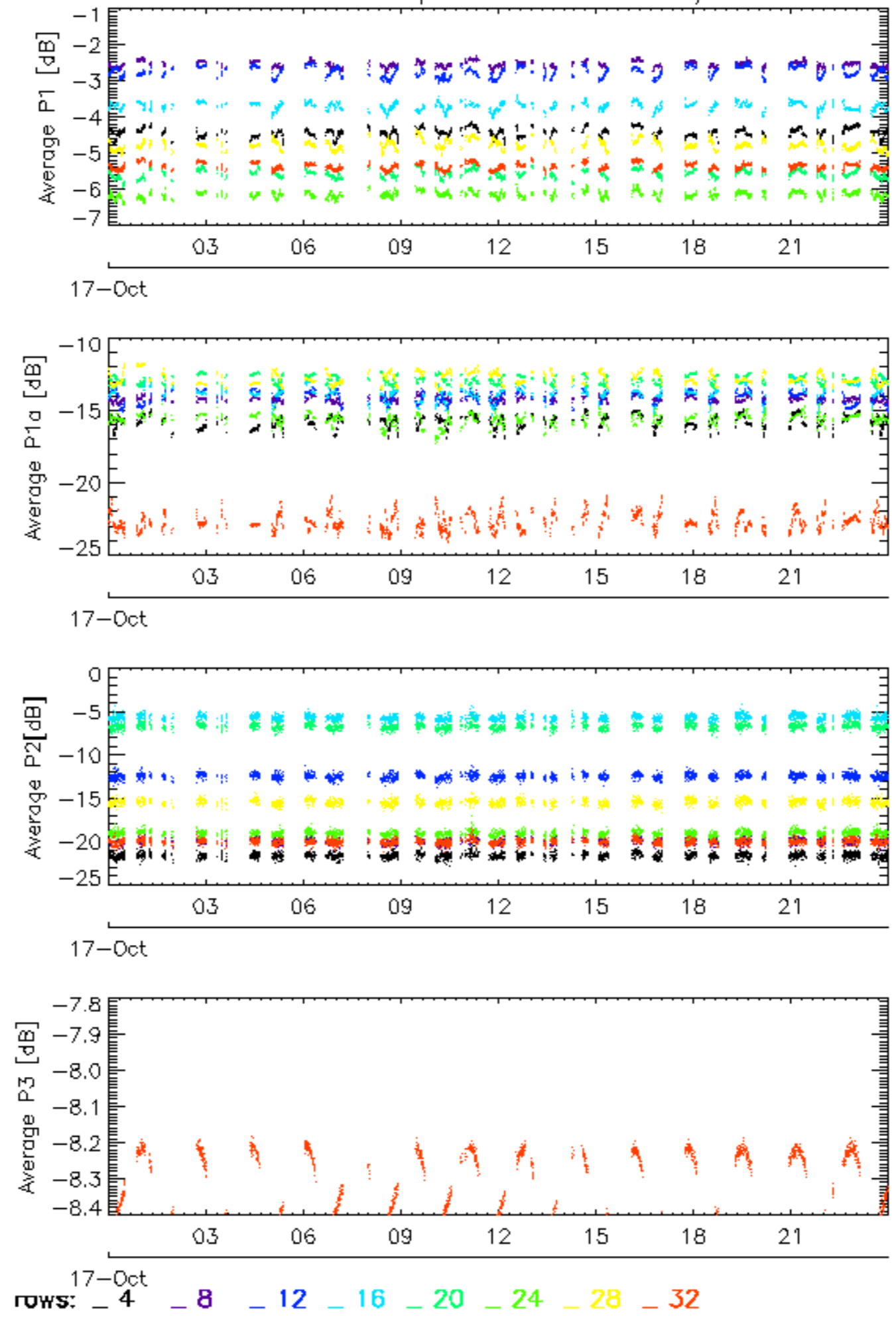
Calibration pulses for WVS IS2 V/V

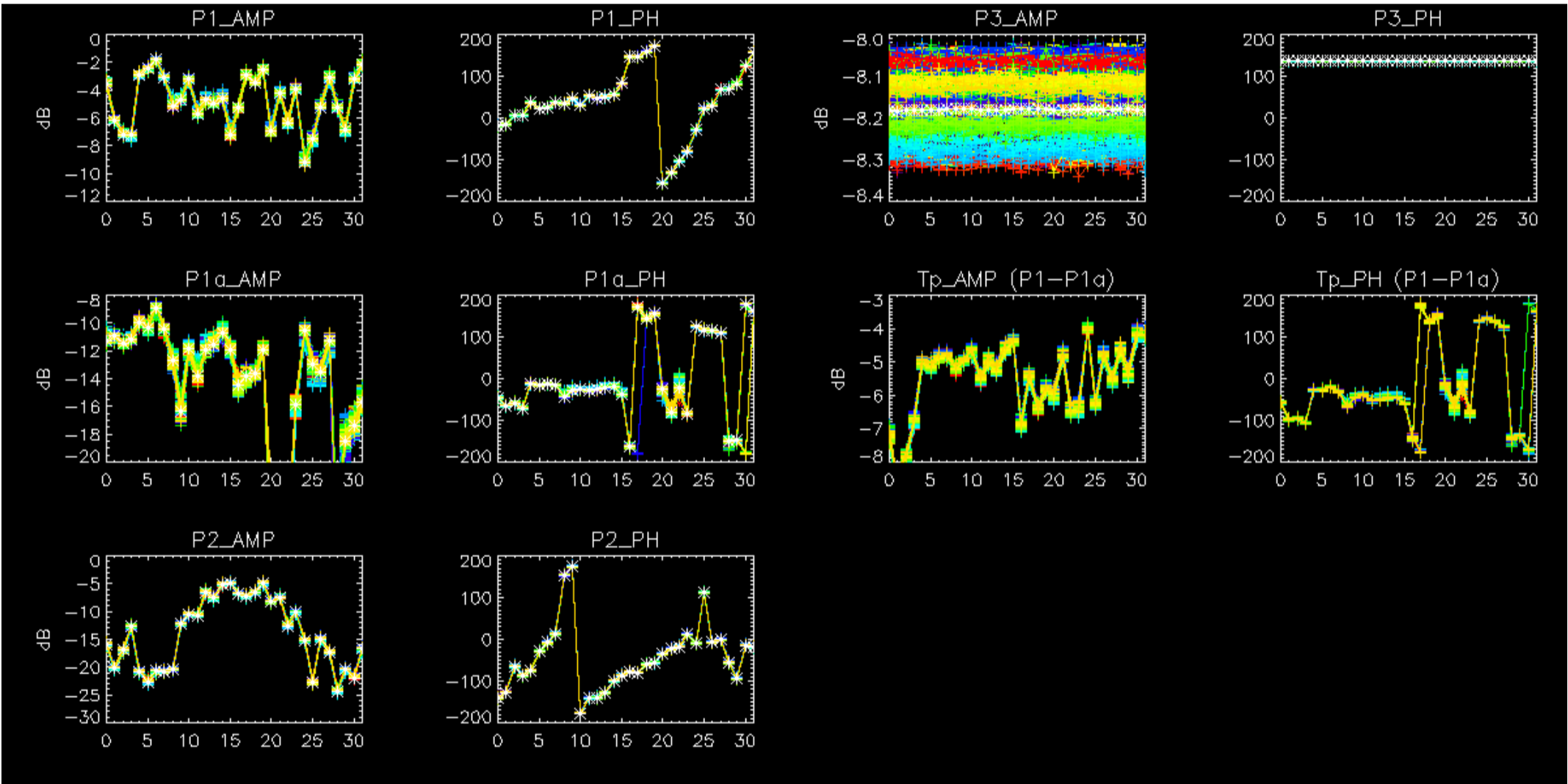


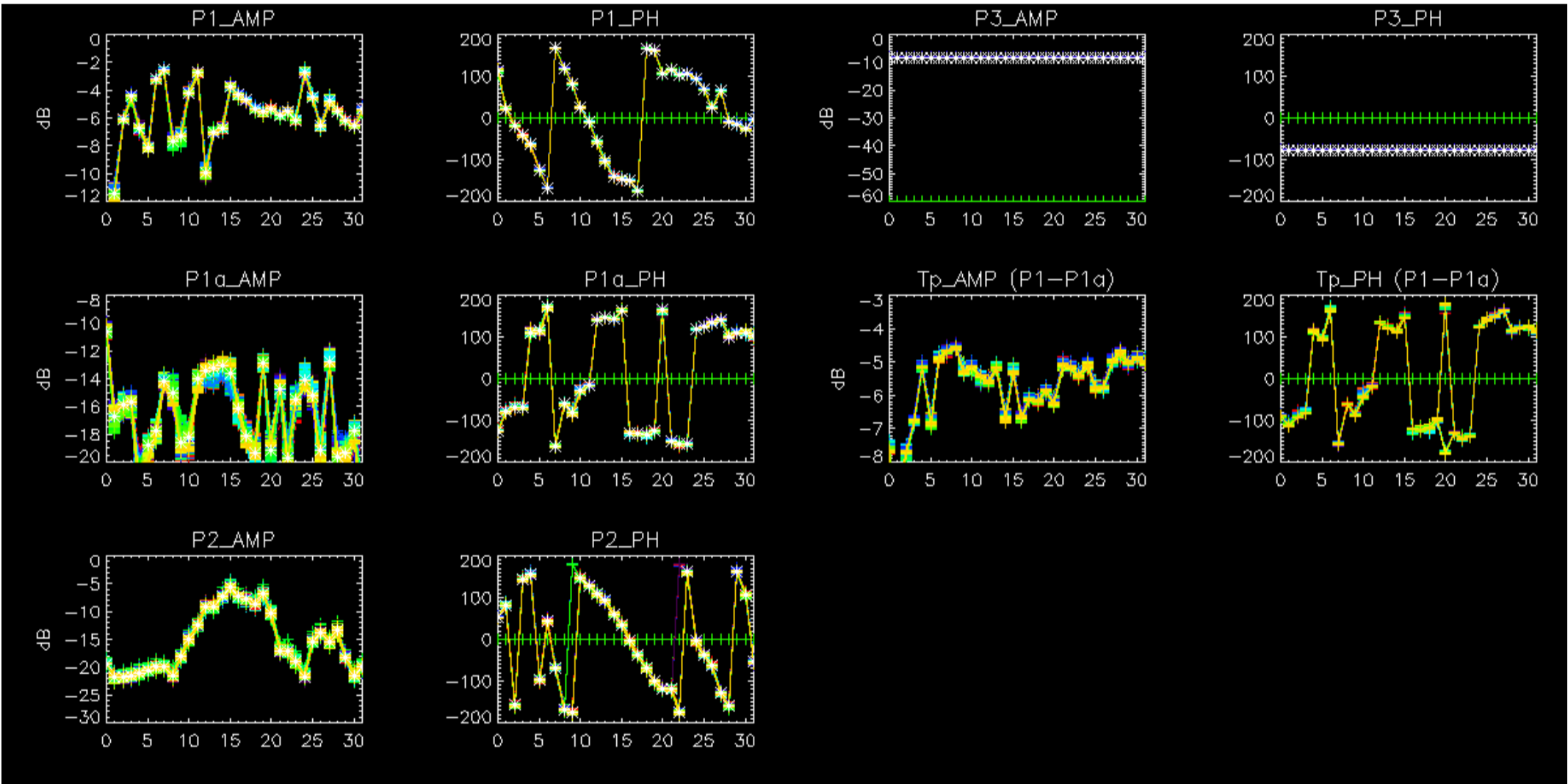
Calibration pulses for WVS IS2 V/V

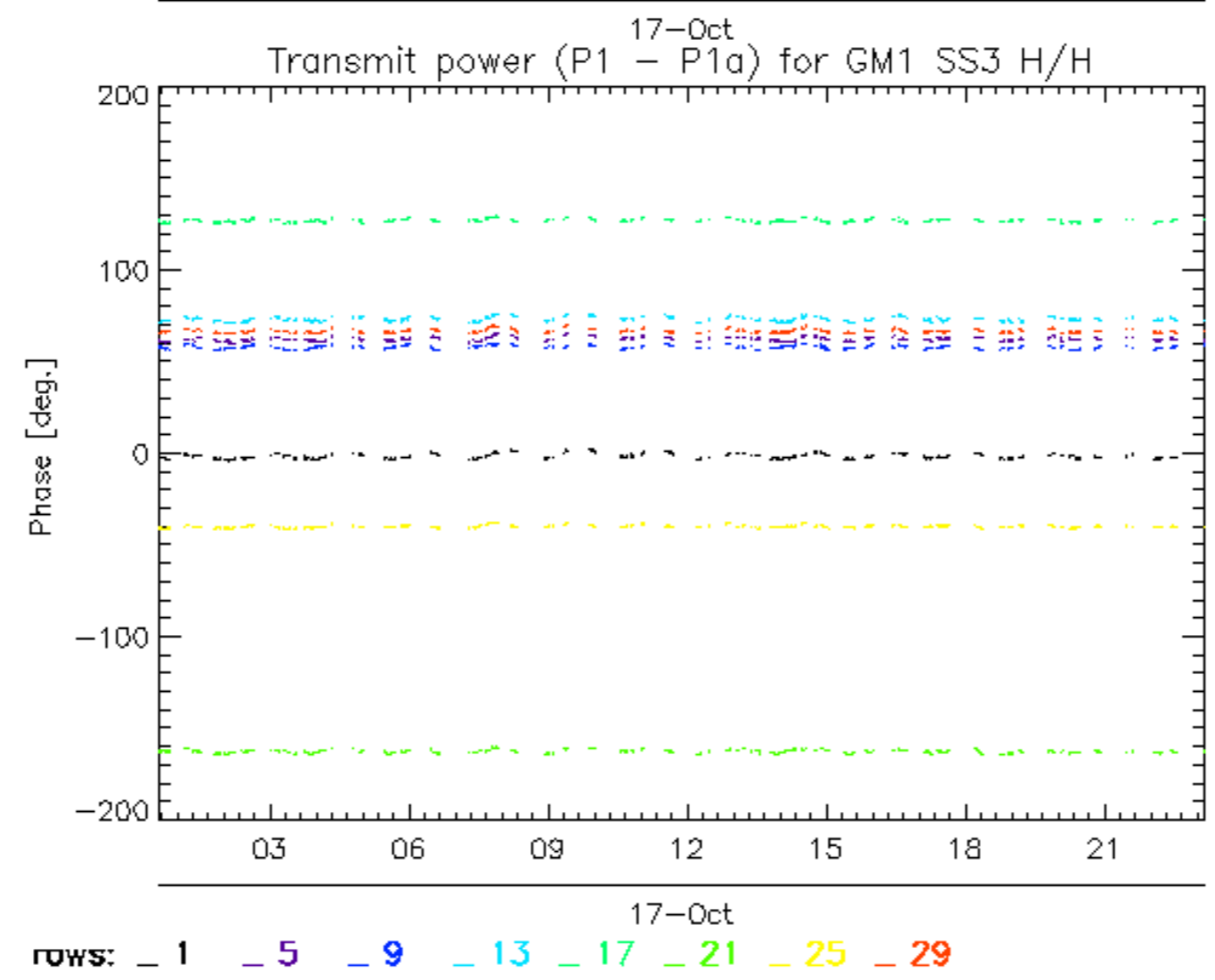
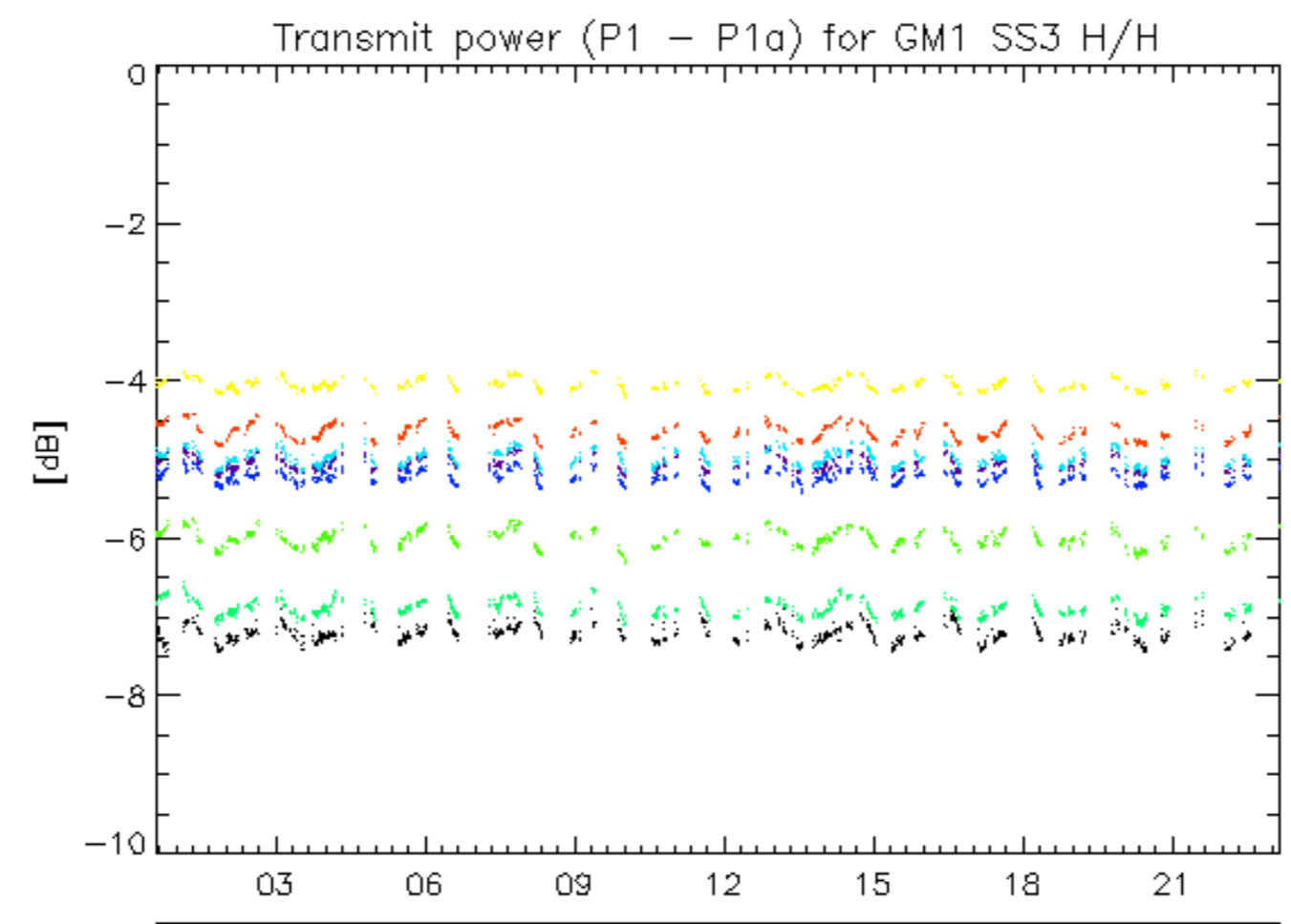


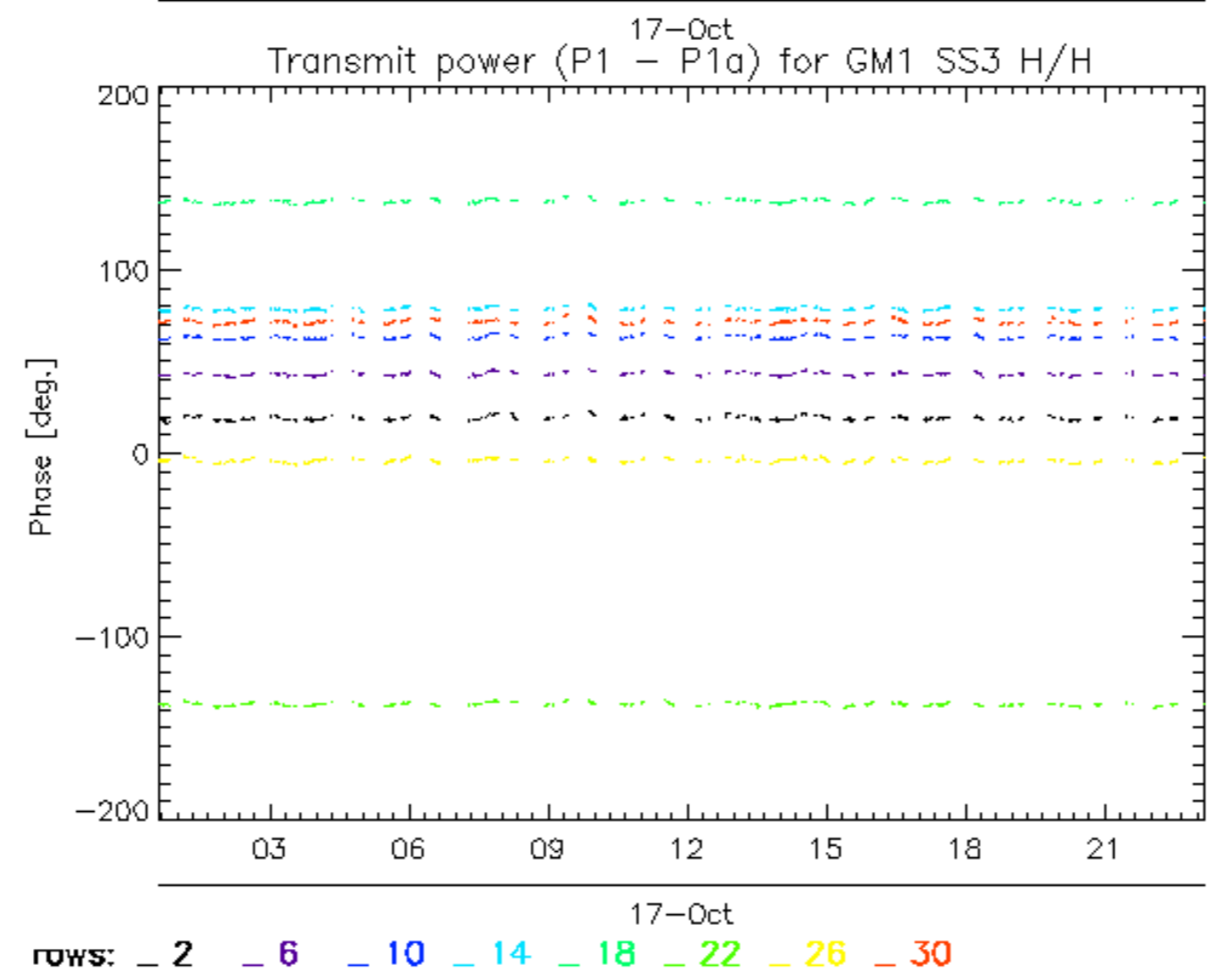
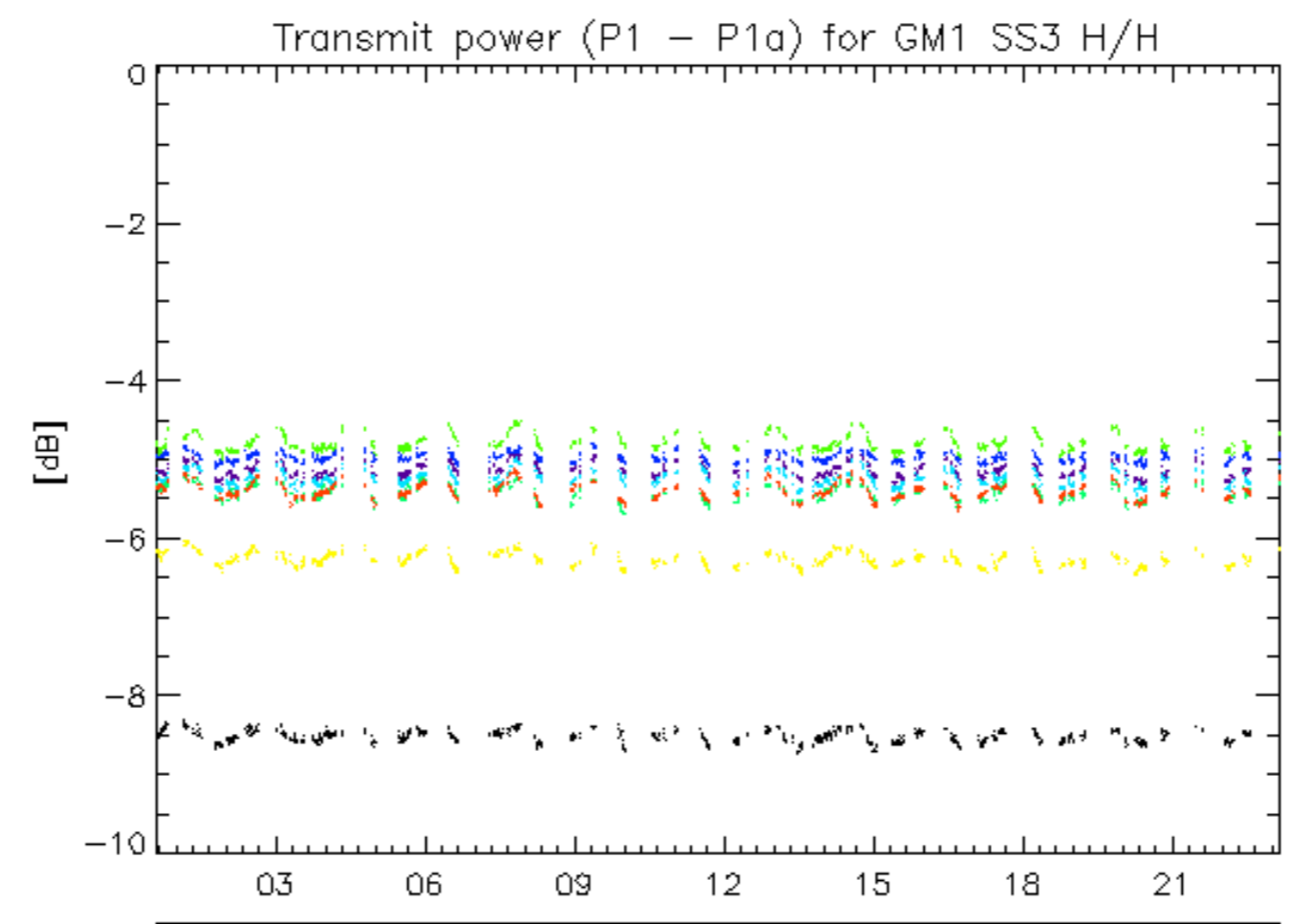
### Calibration pulses for WVS IS2 V/V



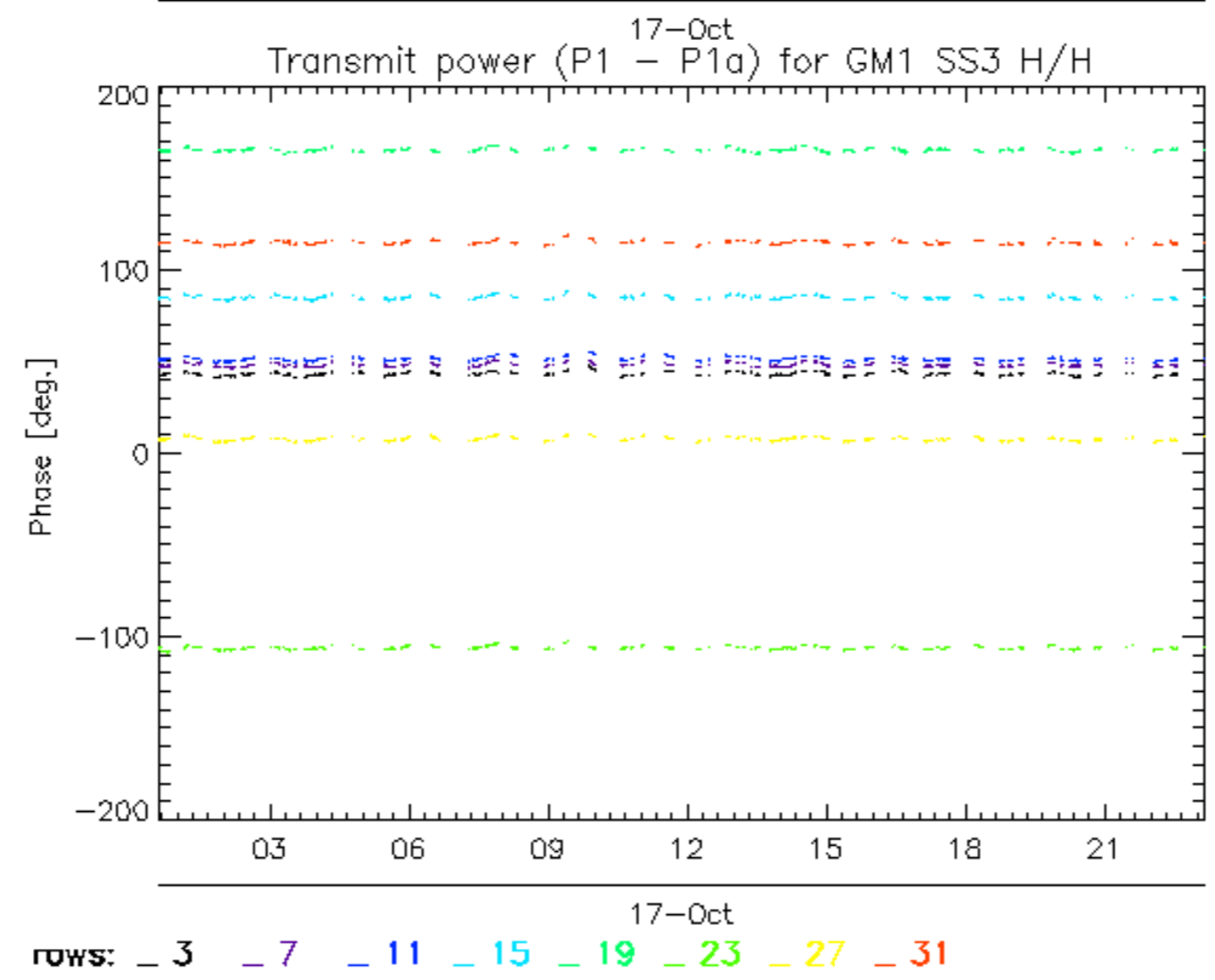
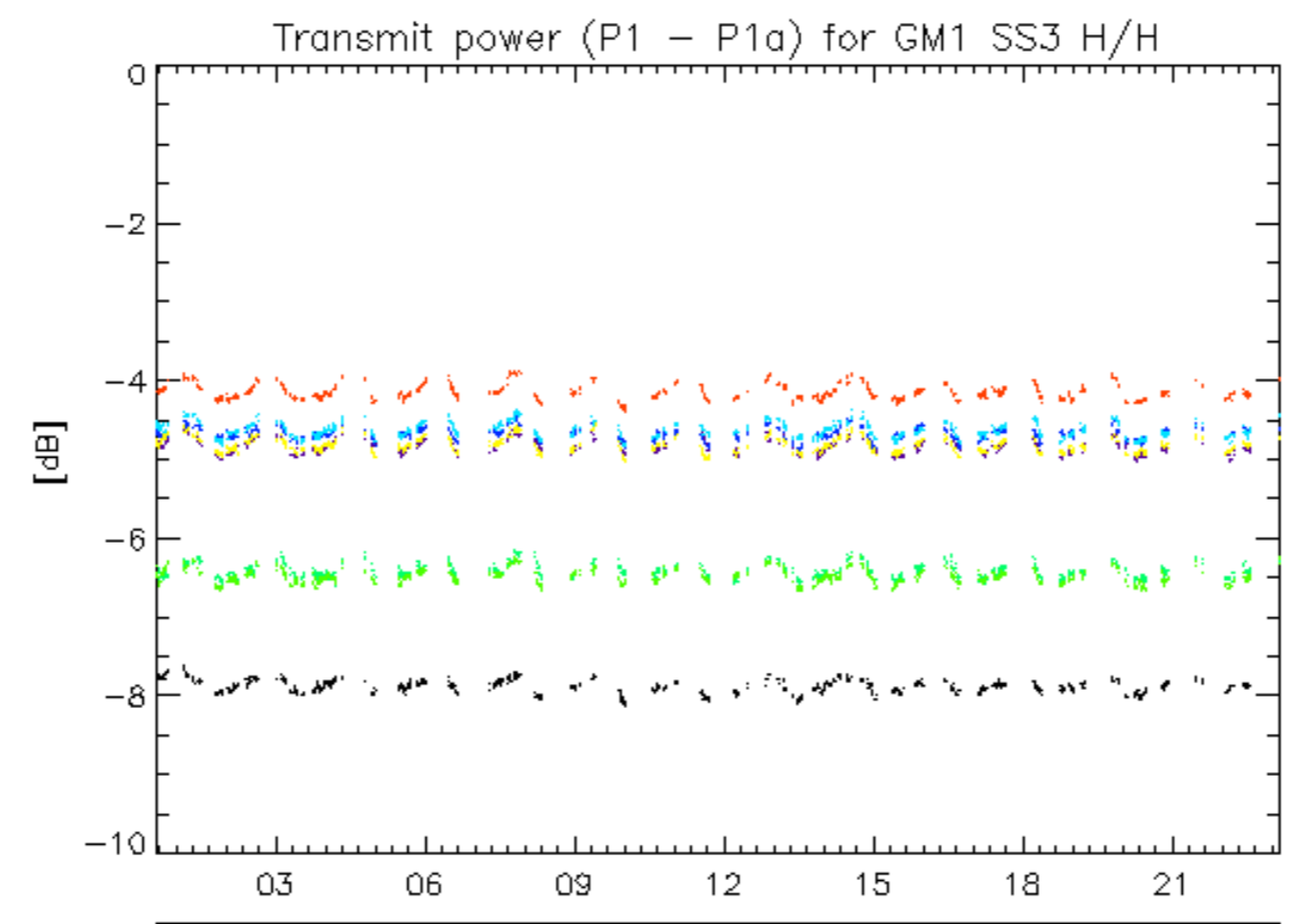


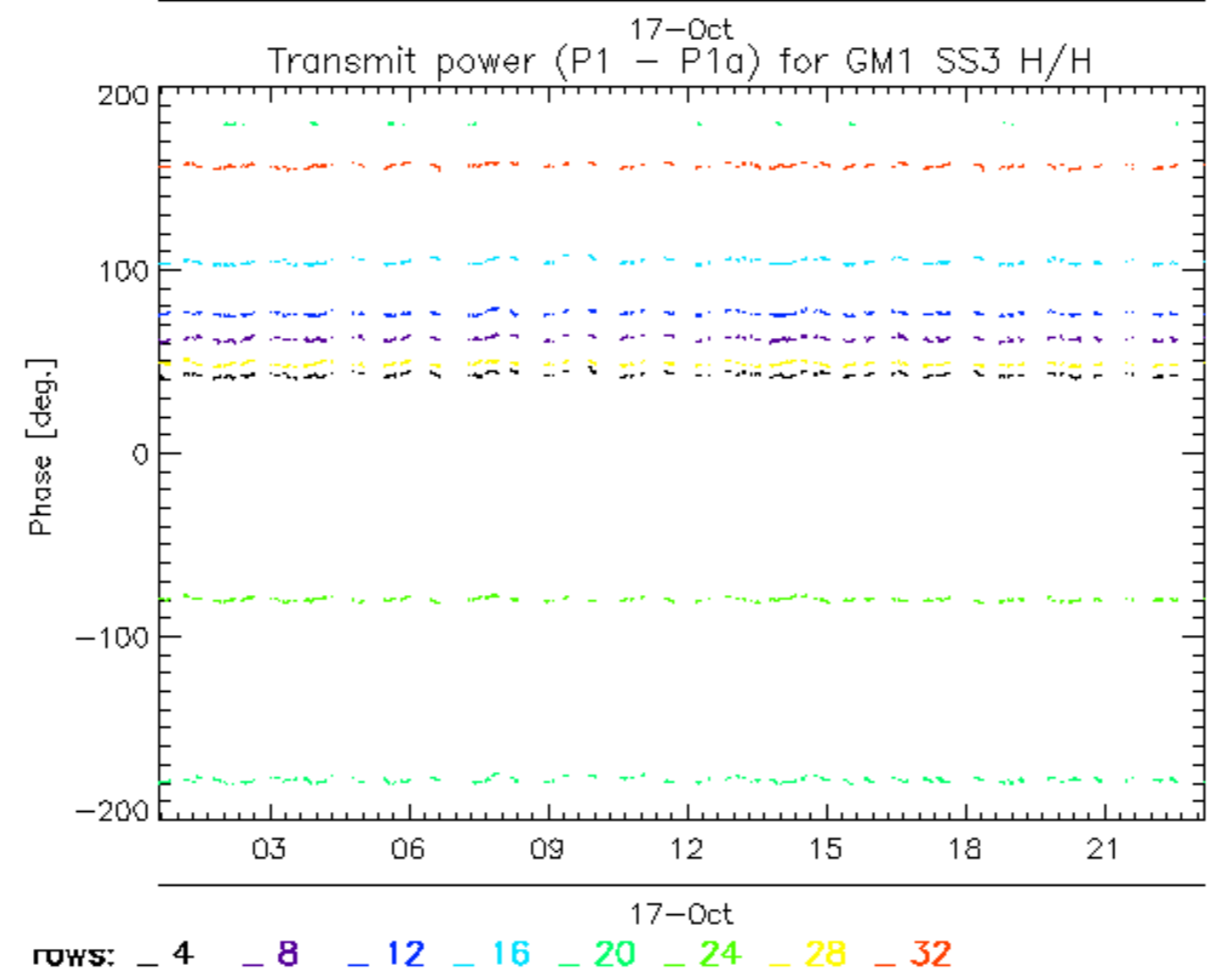
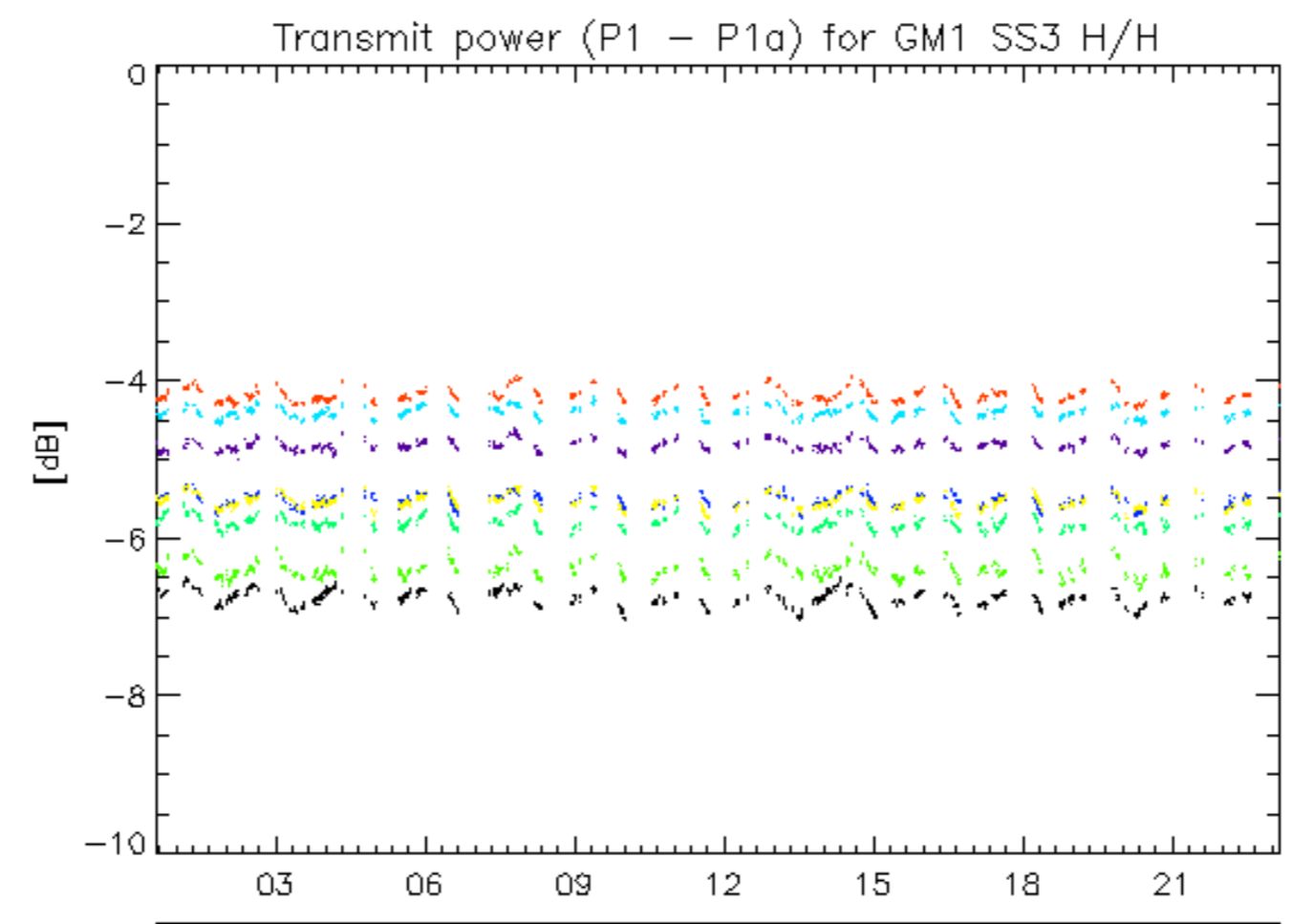


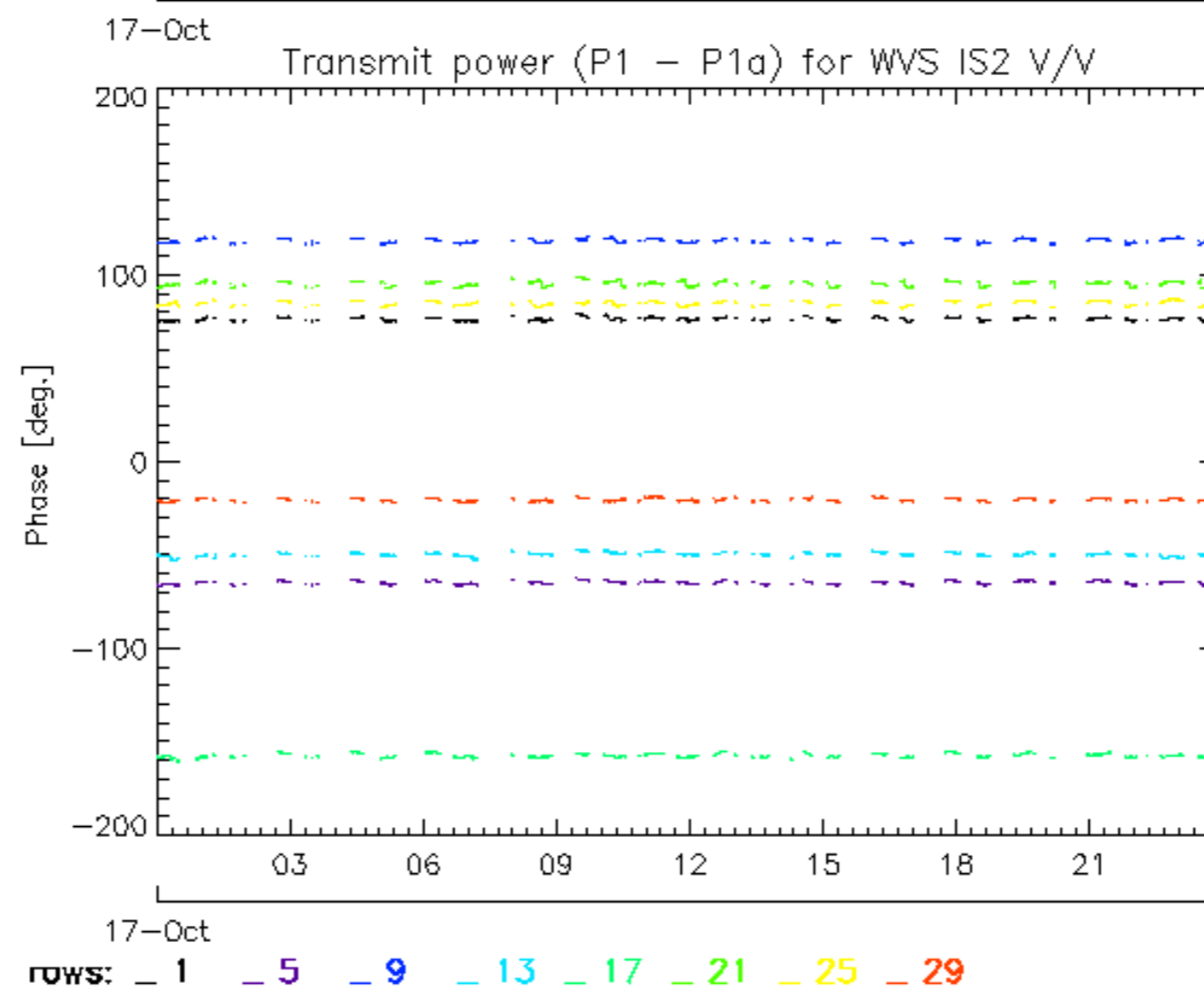
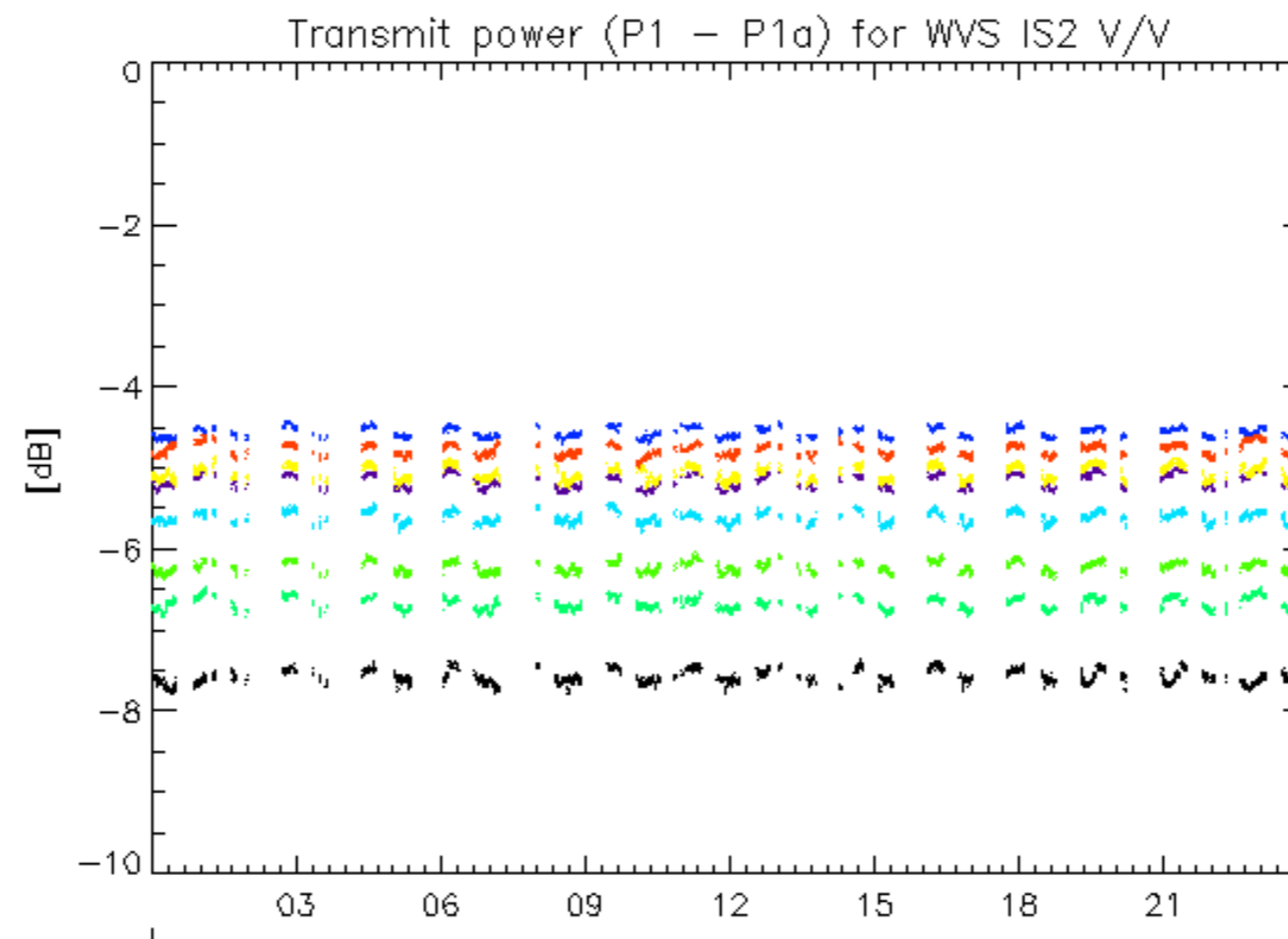


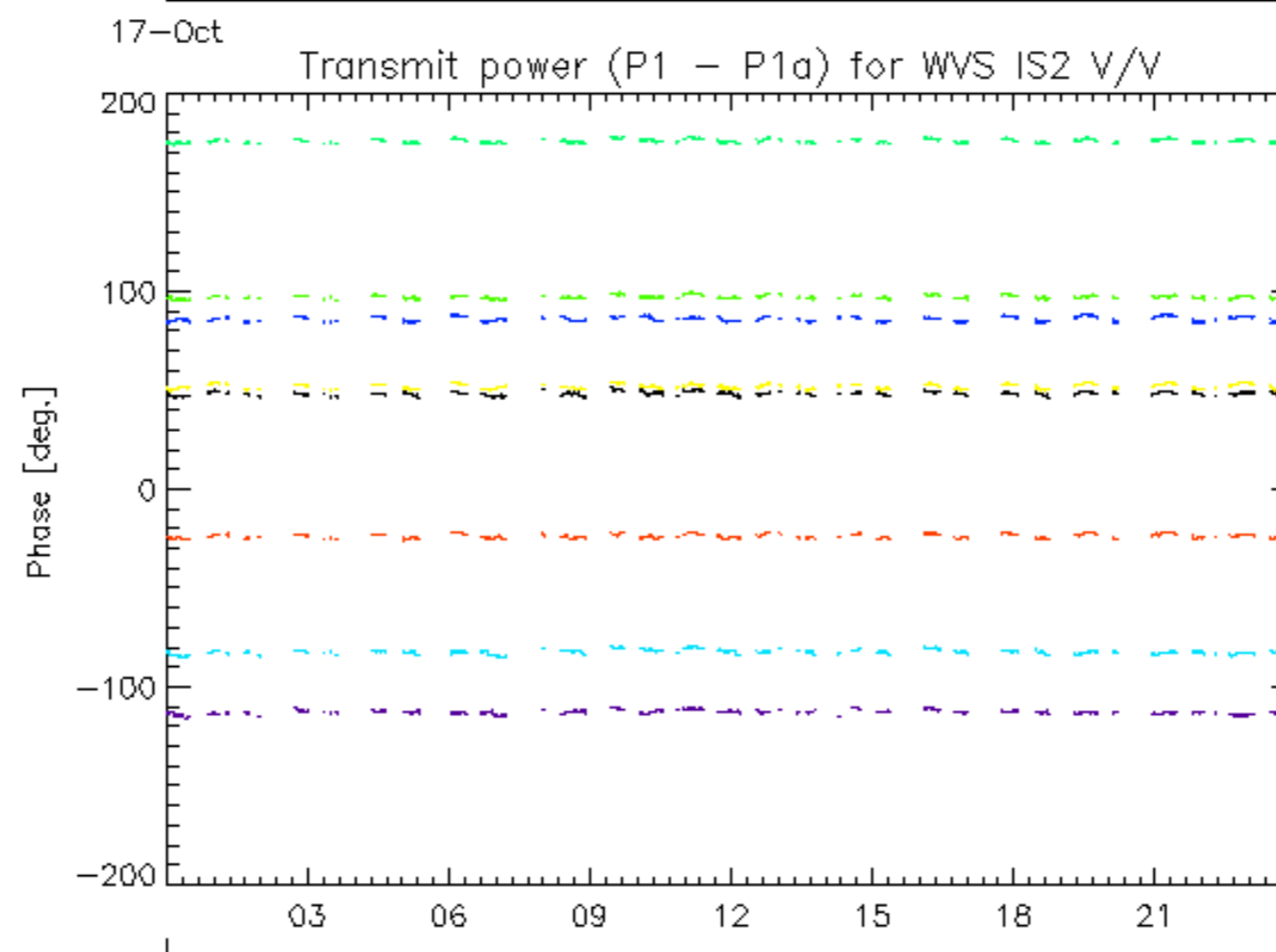
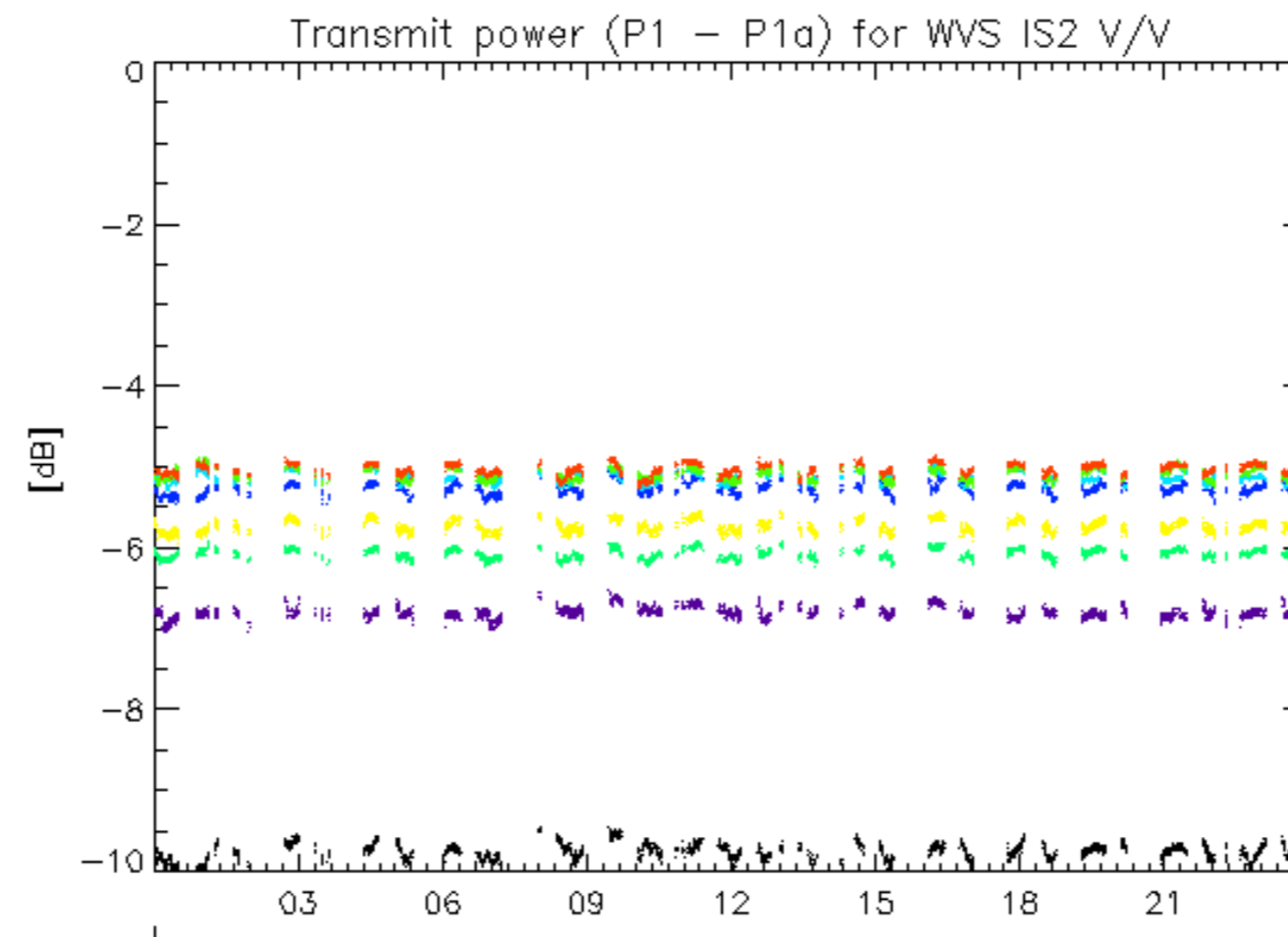






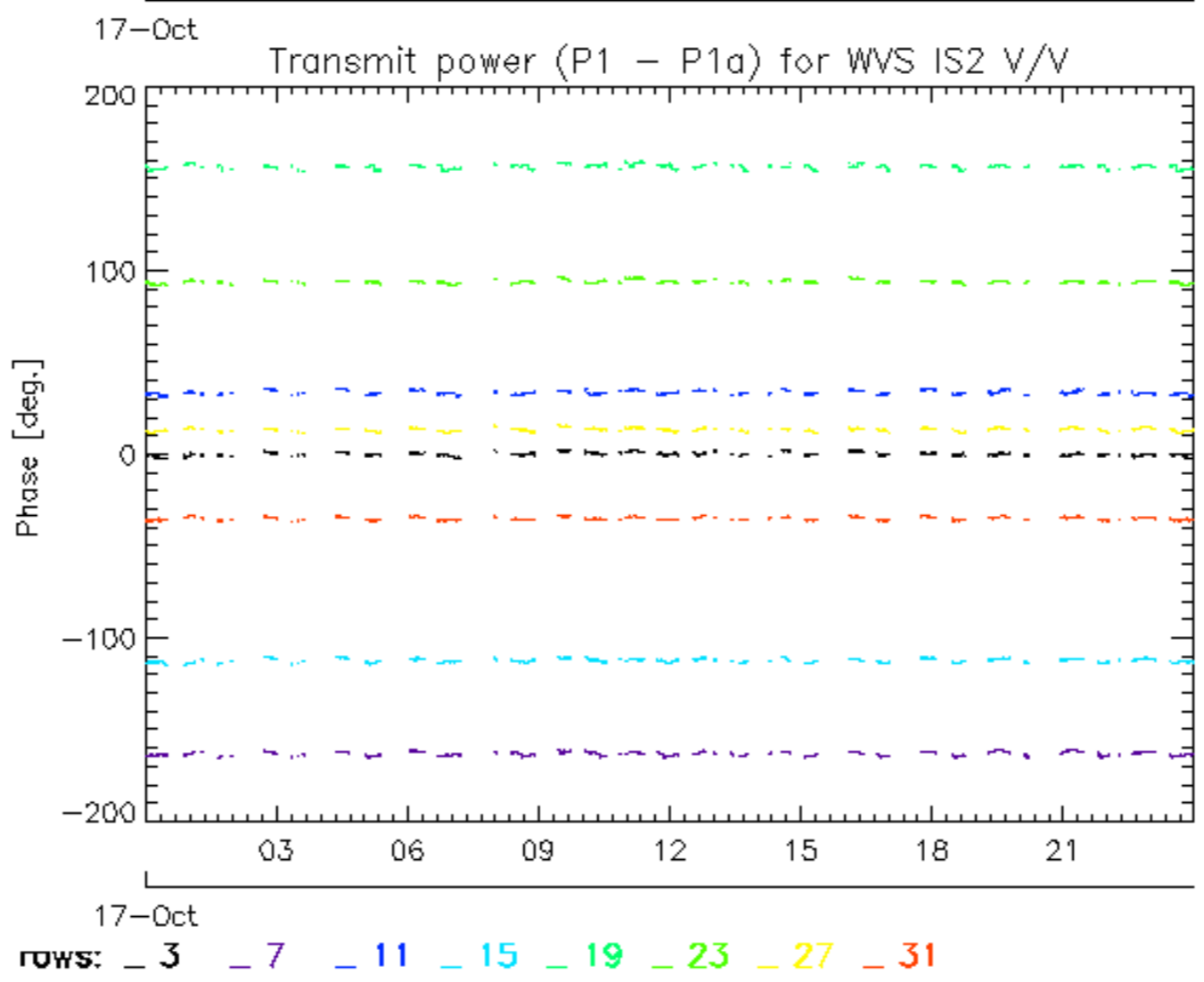
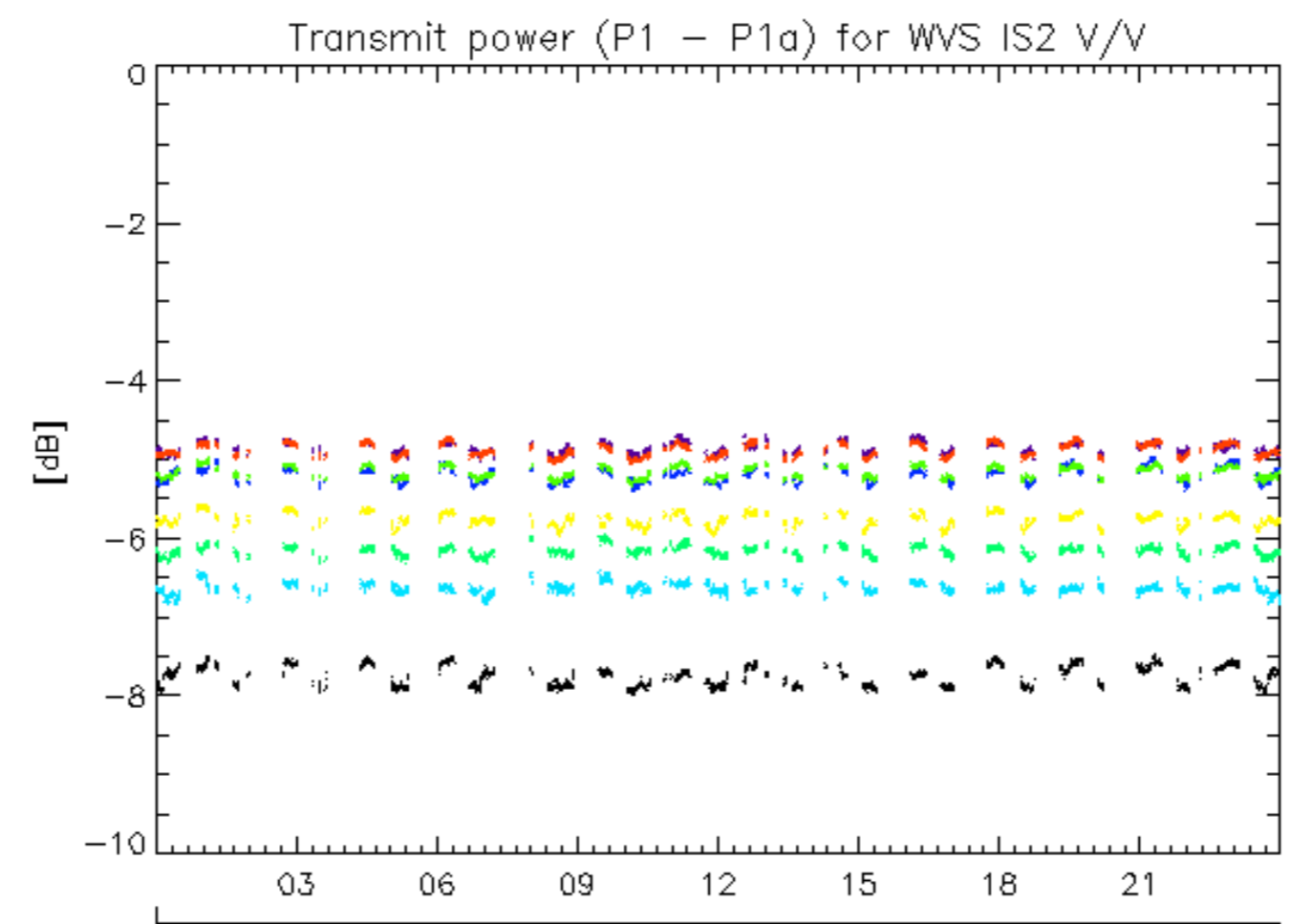


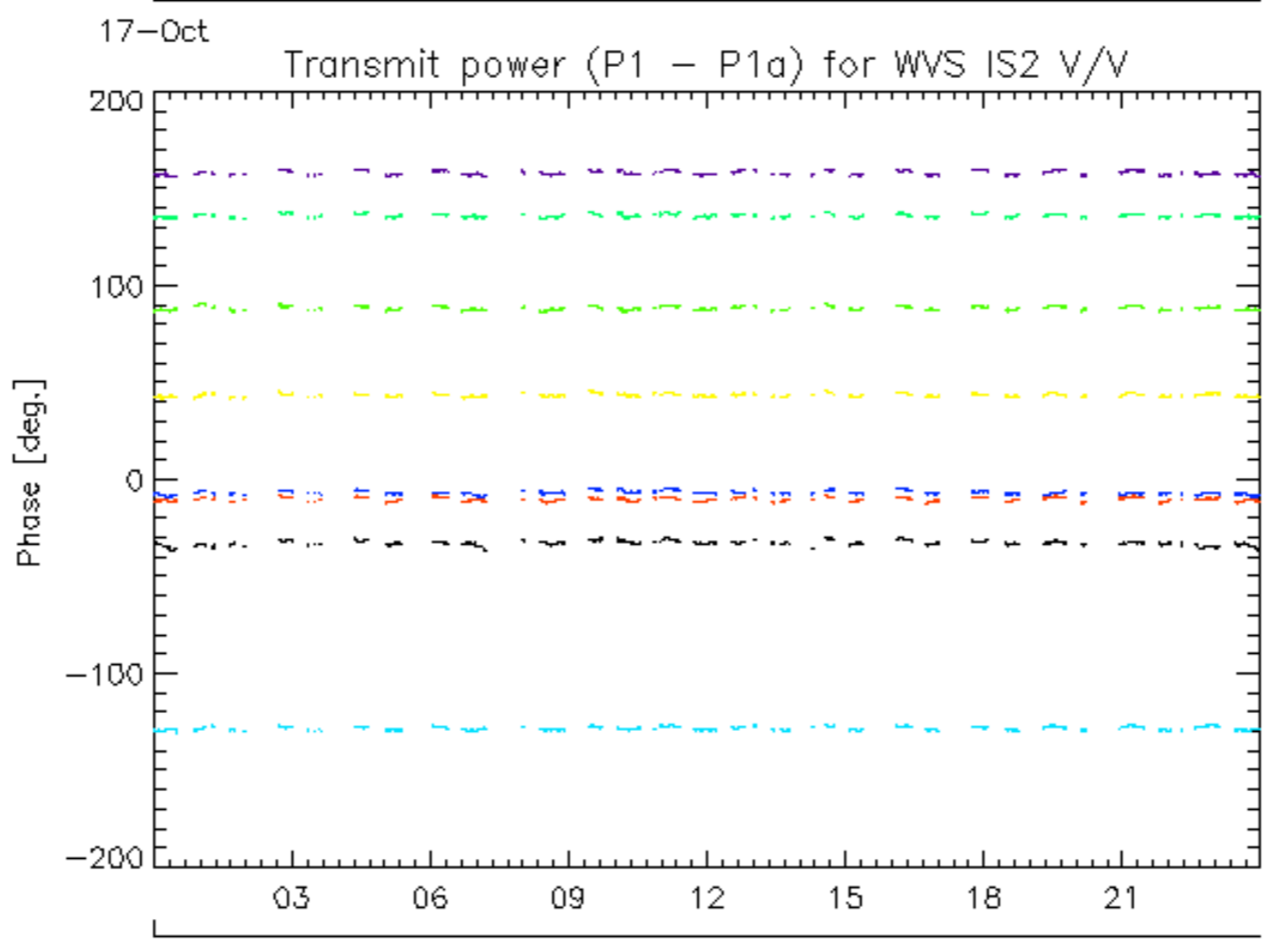
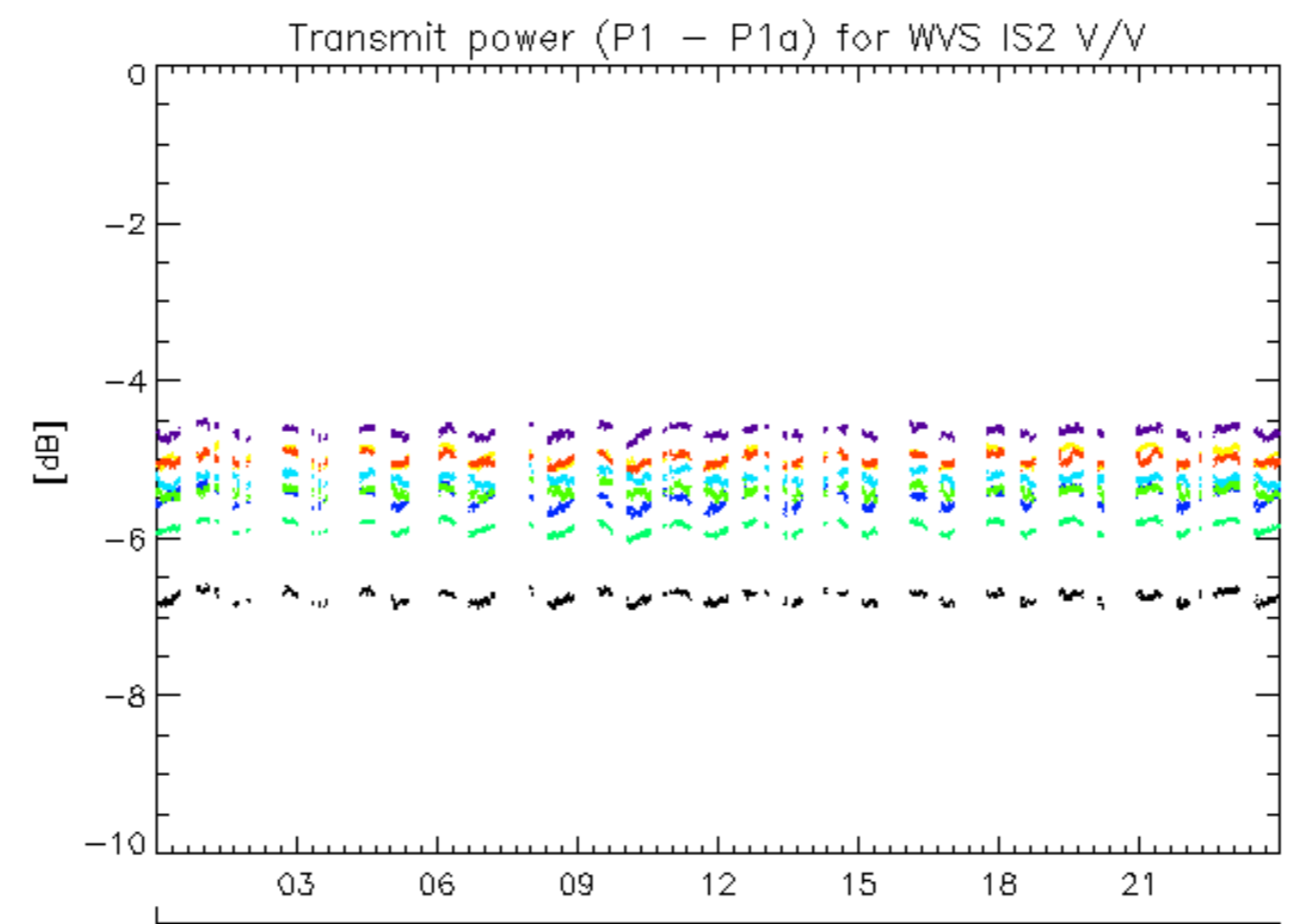




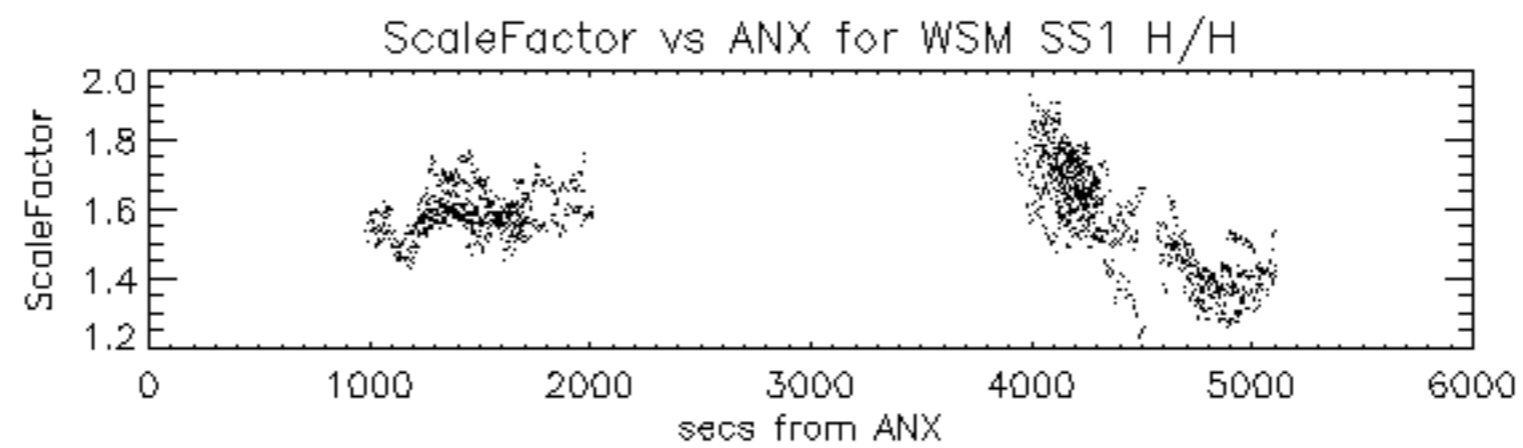
17-Oct

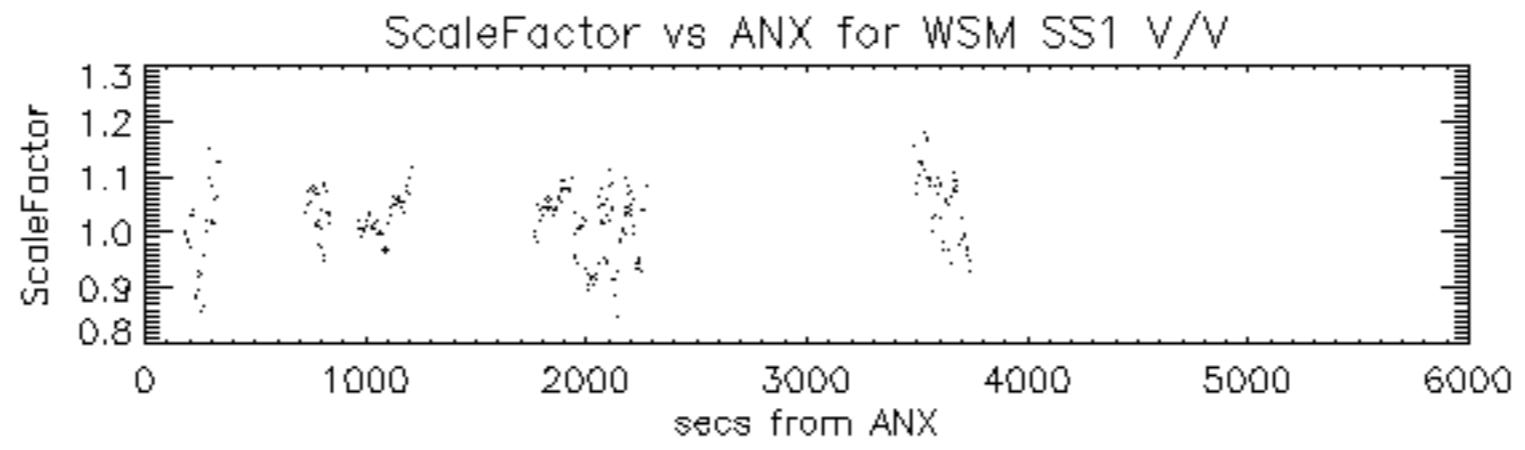
rows: \_ 2 \_ 6 \_ 10 \_ 14 \_ 18 \_ 22 \_ 26 \_ 30



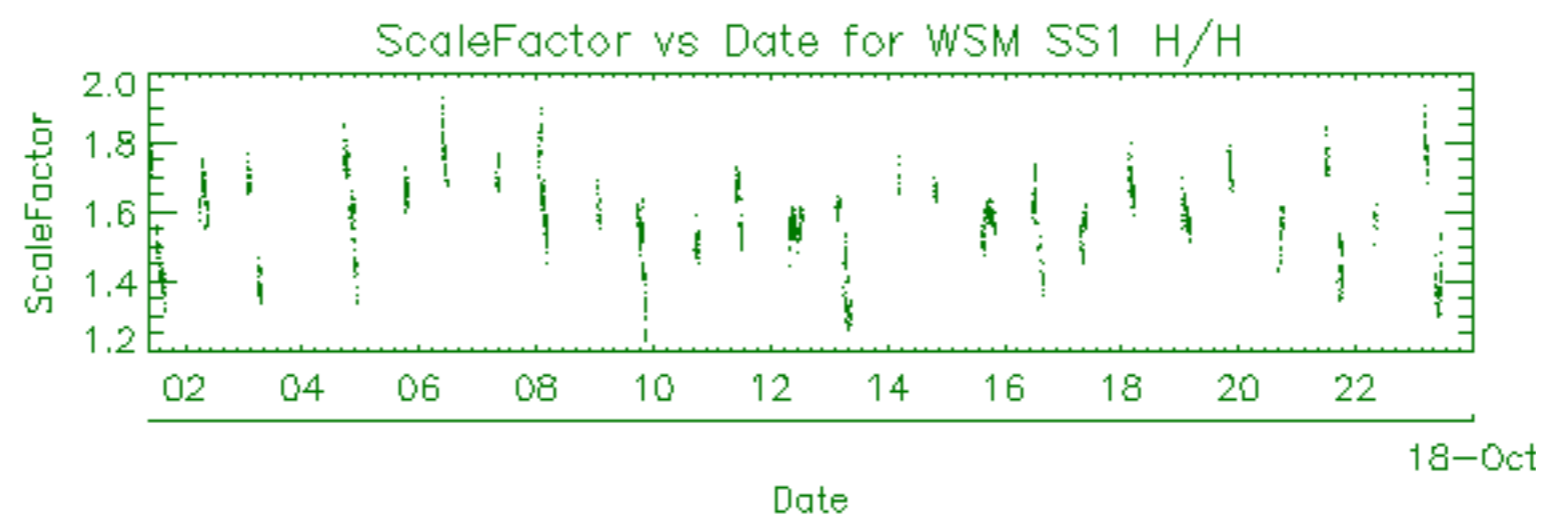


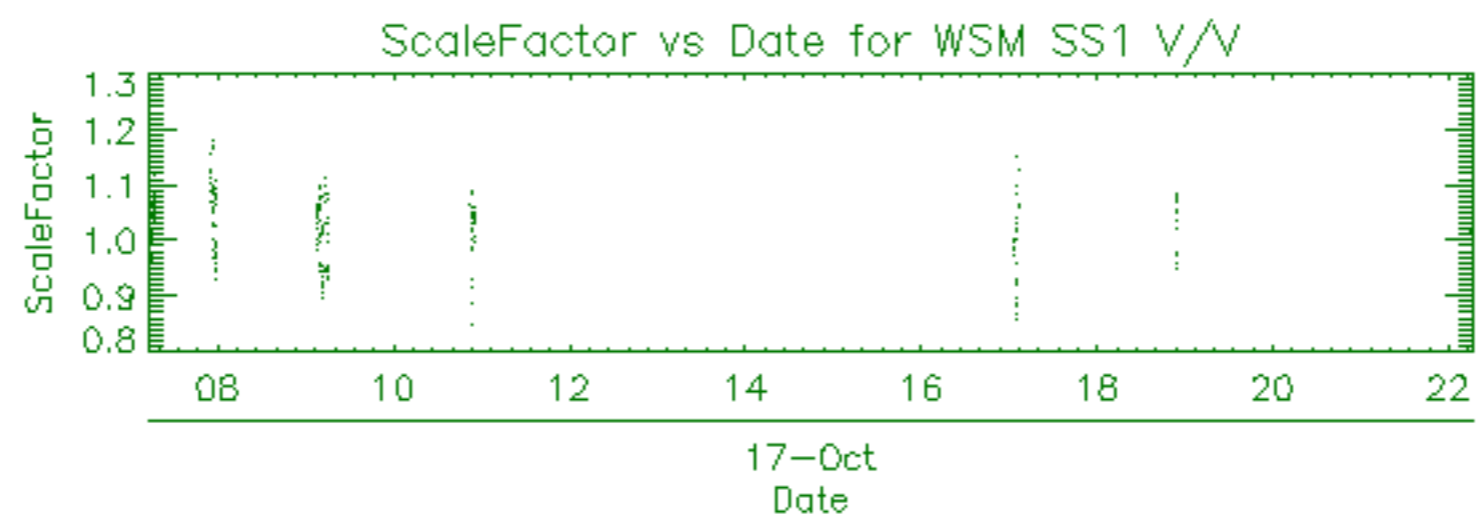
rows: - 4 - 8 - 12 - 16 - 20 - 24 - 28 - 32











Filename	Beam	Pol	CycleNumber	absOrbit	relOrbit	procVersion					
ASA_APM_1PNPDE20091017_074422_00000872083_00264_39897_5001.N1						IS4	H/H	83	39897	264	4.07





ASA_GM1_1PNPDK20091017_191017_000003562083_00271_39904_1864.N1	SS1	H/H	83	39904	271	4.07
ASA_GM1_1PNPDK20091017_194702_000001382083_00271_39904_1866.N1	SS1	H/H	83	39904	271	4.07
ASA_GM1_1PNPDK20091017_195259_000002292083_00271_39904_1868.N1	SS1	H/H	83	39904	271	4.07
ASA_GM1_1PNPDK20091017_200332_000001502083_00271_39904_1870.N1	SS1	H/H	83	39904	271	4.07
ASA_GM1_1PNPDK20091017_201421_000009302083_00271_39904_1878.N1	SS1	H/H	83	39904	271	4.07
ASA_GM1_1PNPDE20091017_204640_000005432083_00272_39905_5217.N1	SS1	H/H	83	39905	272	4.07
ASA_GM1_1PNPDE20091017_212738_000000842083_00272_39905_5215.N1	SS1	H/H	83	39905	272	4.07
ASA_GM1_1PNPDE20091017_213508_000000962083_00272_39905_5222.N1	SS1	H/H	83	39905	272	4.07
ASA_GM1_1PNPDE20091017_220346_000004532083_00273_39906_5288.N1	SS1	H/H	83	39906	273	4.07
ASA_GM1_1PNPDE20091017_221254_000000902083_00273_39906_5293.N1	SS1	H/H	83	39906	273	4.07
ASA_GM1_1PNPDE20091017_222622_000005372083_00273_39906_5301.N1	SS1	H/H	83	39906	273	4.07
ASA_GM1_1PNPDE20091017_230814_000000962083_00273_39906_5303.N1	SS1	H/H	83	39906	273	4.07

Filename	Beam	Pol	CycleNumber	absOrbit	relOrbit	procVersion					
ASA_IMM_1PNPDE20091017_003113_000000922083_00260_39893_4759.N1						IS2	H/H	83	39893	260	4.07
ASA_IMM_1PNPDE20091017_003310_000001872083_00260_39893_4731.N1						IS1	H/H	83	39893	260	4.07
ASA_IMM_1PNPDE20091017_023428_000000372083_00261_39894_4755.N1						IS2	V/V	83	39894	261	4.07
ASA_IMM_1PNPDE20091017_023524_000000372083_00261_39894_4757.N1						IS2	V/V	83	39894	261	4.07
ASA_IMM_1PNPDE20091017_023901_000002122083_00261_39894_4788.N1						IS4	V/V	83	39894	261	4.07
ASA_IMM_1PNPDE20091017_033232_000000362083_00261_39894_4892.N1						IS4	V/V	83	39894	261	4.07
ASA_IMM_1PNPDE20091017_041326_000001232083_00262_39895_4910.N1						IS2	V/V	83	39895	262	4.07
ASA_IMM_1PNPDE20091017_041326_000003632083_00262_39895_4920.N1						IS2	V/V	83	39895	262	4.07
ASA_IMM_1PNPDE20091017_041728_000000602083_00262_39895_4880.N1						IS2	V/V	83	39895	262	4.07
ASA_IMM_1PNPDE20091017_052408_000001712083_00263_39896_4959.N1						IS2	V/V	83	39896	263	4.07
ASA_IMM_1PNPDE20091017_074011_000000632083_00264_39897_4977.N1						IS2	V/V	83	39897	264	4.07
ASA_IMM_1PNPDE20091017_092533_000000842083_00265_39898_5027.N1						IS2	V/V	83	39898	265	4.07
ASA_IMM_1PNPDE20091017_125605_000001752083_00267_39900_5057.N1						IS2	V/V	83	39900	267	4.07
ASA_IMM_1PNPDE20091017_125605_000000632083_00267_39900_5036.N1						IS2	V/V	83	39900	267	4.07
ASA_IMM_1PNPDE20091017_125807_000000542083_00267_39900_5040.N1						IS2	V/V	83	39900	267	4.07
ASA_IMM_1PNPDE20091017_174108_000000372083_00270_39903_5145.N1						IS2	V/V	83	39903	270	4.07
ASA_IMM_1PNPDE20091017_174218_000000682083_00270_39903_5159.N1						IS2	V/V	83	39903	270	4.07
ASA_IMM_1PNPDE20091017_195645_000003962083_00271_39904_5284.N1						IS2	H/H	83	39904	271	4.07
ASA_IMM_1PNPDE20091017_195645_000002422083_00271_39904_5213.N1						IS2	H/H	83	39904	271	4.07
ASA_IMM_1PNPDK20091017_203345_000000122083_00272_39905_1860.N1						IS2	***	83	39905	272	4.07
ASA_IMM_1PNPDE20091017_213215_000001602083_00272_39905_5258.N1						IS2	H/H	83	39905	272	4.07
ASA_IMM_1PNPDE20091017_213646_000002342083_00272_39905_5274.N1						IS2	H/H	83	39905	272	4.07
ASA_IMM_1PNPDK20091017_222142_000002692083_00273_39906_1928.N1						IS2	H/H	83	39906	273	4.07
ASA_IMM_1PNPDE20091017_231417_000003722083_00273_39906_5349.N1						IS2	H/H	83	39906	273	4.07

Filename	Pol	Timestamp	count(Module)
ASA_MS__0PNPDE20091017_030230_000000162083_00261_39894_0462.N1	H	2009-10-17 03:02:30	320

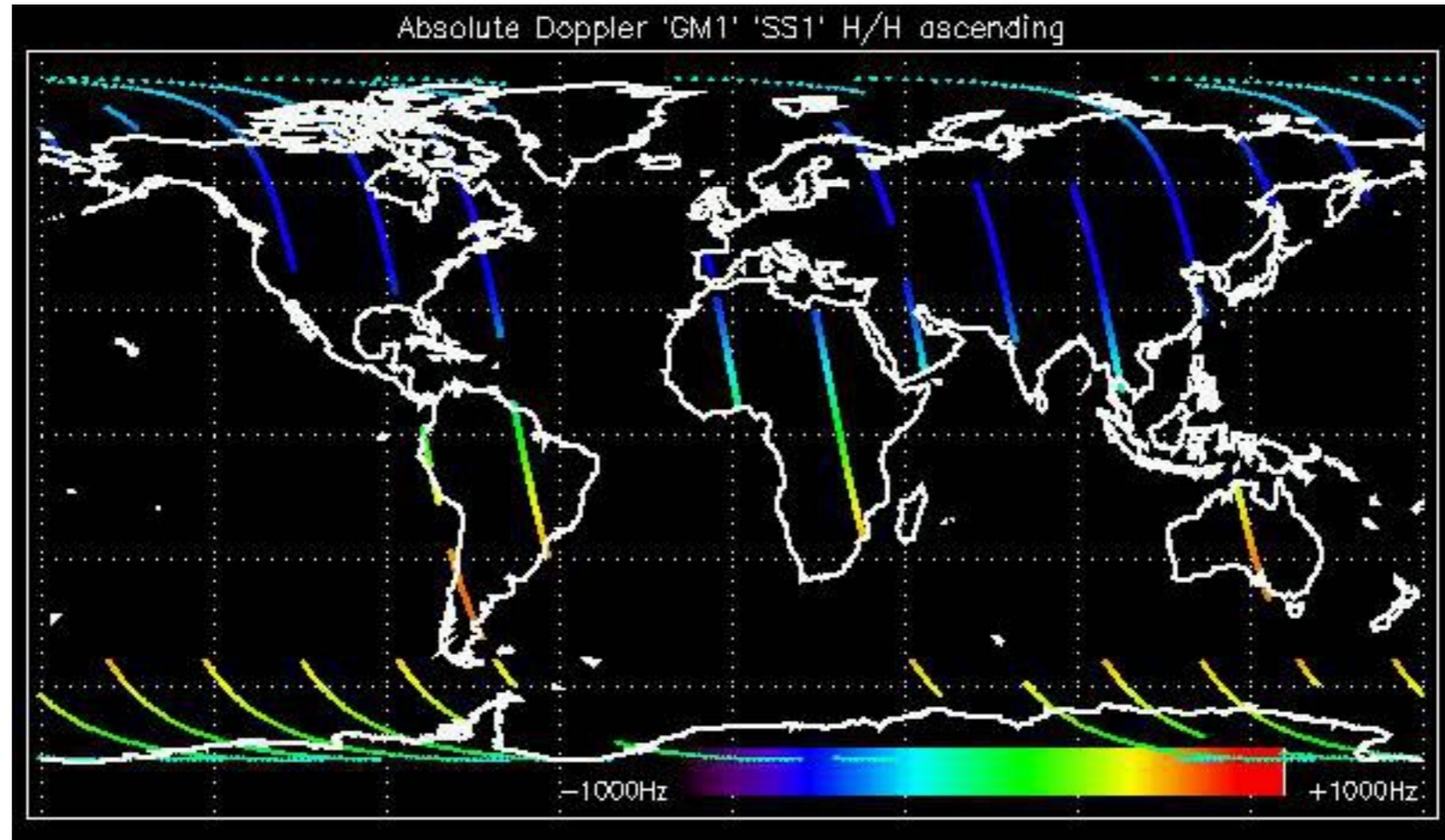


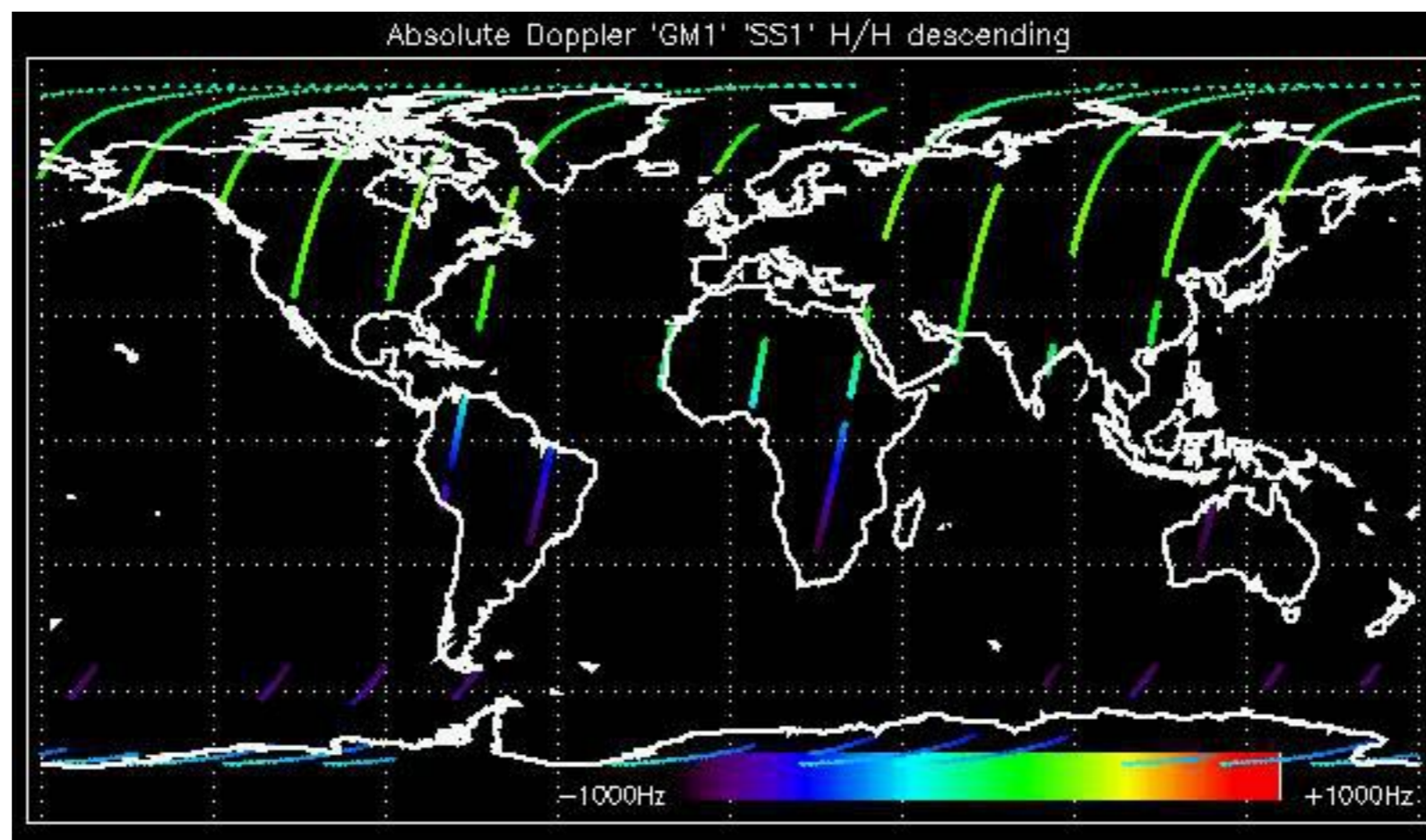


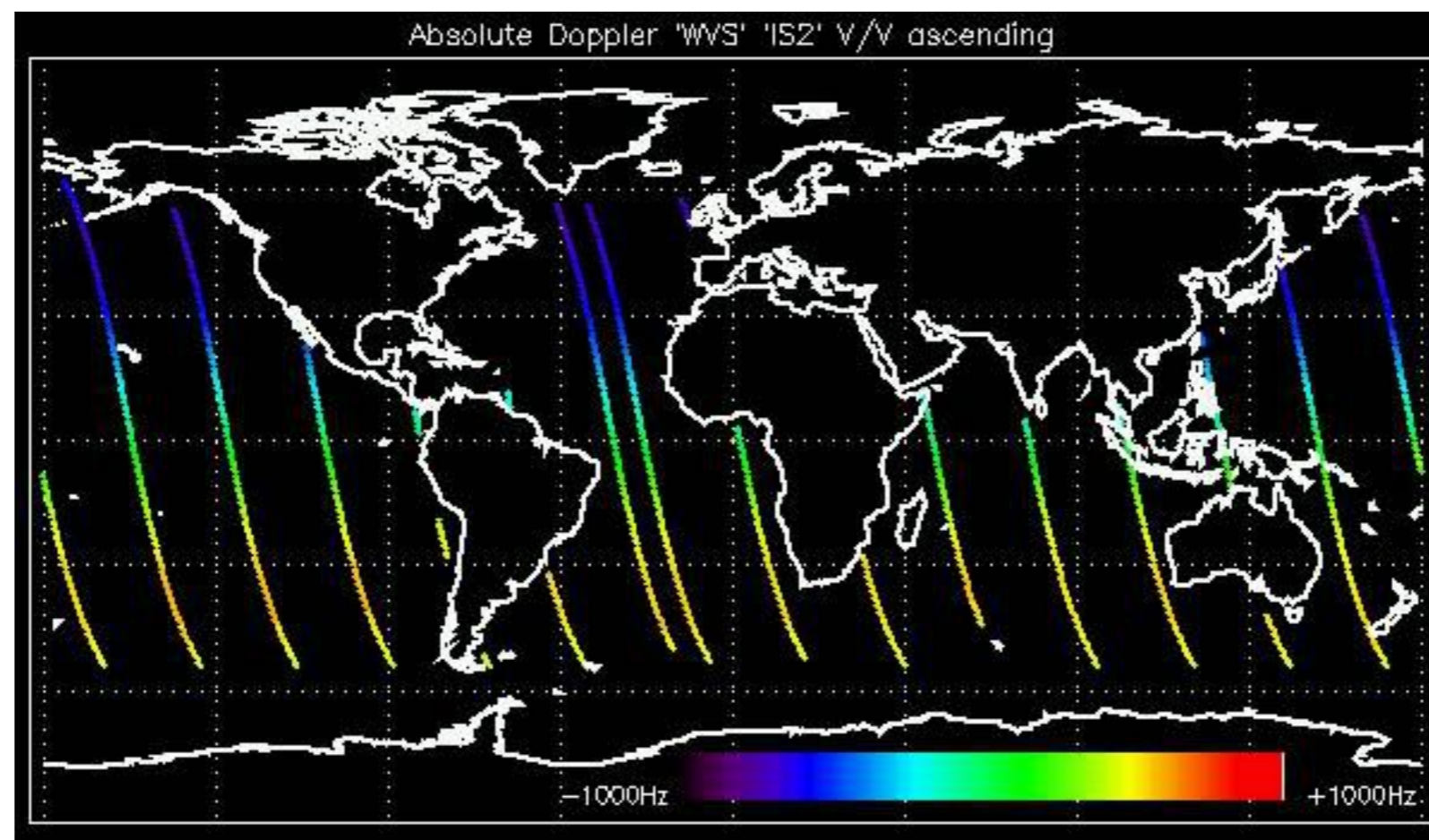


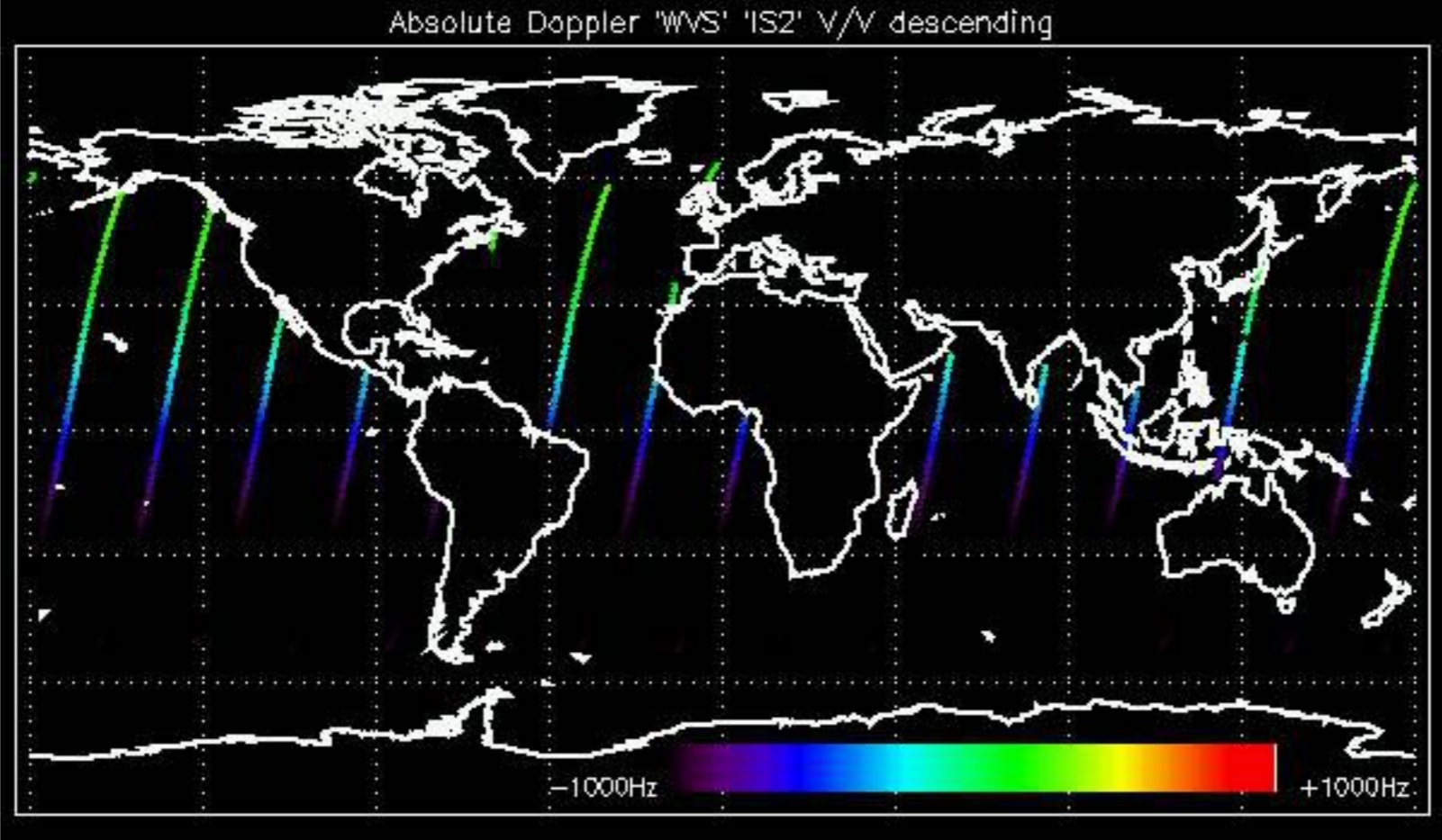
ASA_WSM_1PNPDE20091017_214140_000001342083_00272_39905_5280.N1	SS1	H/H	83	39905	272	4.07
ASA_WSM_1PNPDE20091017_214140_000003302083_00272_39905_5308.N1	SS1	H/H	83	39905	272	4.07
ASA_WSM_1PNPDE20091017_214652_000000182083_00272_39905_5270.N1	SS1	H/H	83	39905	272	4.07
ASA_WSM_1PNPDE20091017_221509_000000922083_00273_39906_5276.N1	SS1	V/V	83	39906	273	4.07
ASA_WSM_1PNPDK20091017_221906_000000972083_00273_39906_1930.N1	SS1	H/H	83	39906	273	4.07
ASA_WSM_1PNPDE20091017_230955_000002142083_00273_39906_5351.N1	SS1	H/H	83	39906	273	4.07
ASA_WSM_1PNPDE20091017_232104_000000922083_00273_39906_5353.N1	SS1	H/H	83	39906	273	4.07
ASA_WSM_1PNPDE20091017_232305_000002752083_00273_39906_5404.N1	SS1	H/H	83	39906	273	4.07
ASA_WSM_1PNPDE20091017_232305_000001352083_00273_39906_5355.N1	SS1	H/H	83	39906	273	4.07
ASA_WSM_1PNPDE20091017_232615_000000612083_00273_39906_5345.N1	SS1	H/H	83	39906	273	4.07
ASA_WSM_1PNPDE20091017_235915_000001342083_00274_39907_5408.N1	SS1	H/H	83	39907	274	4.07

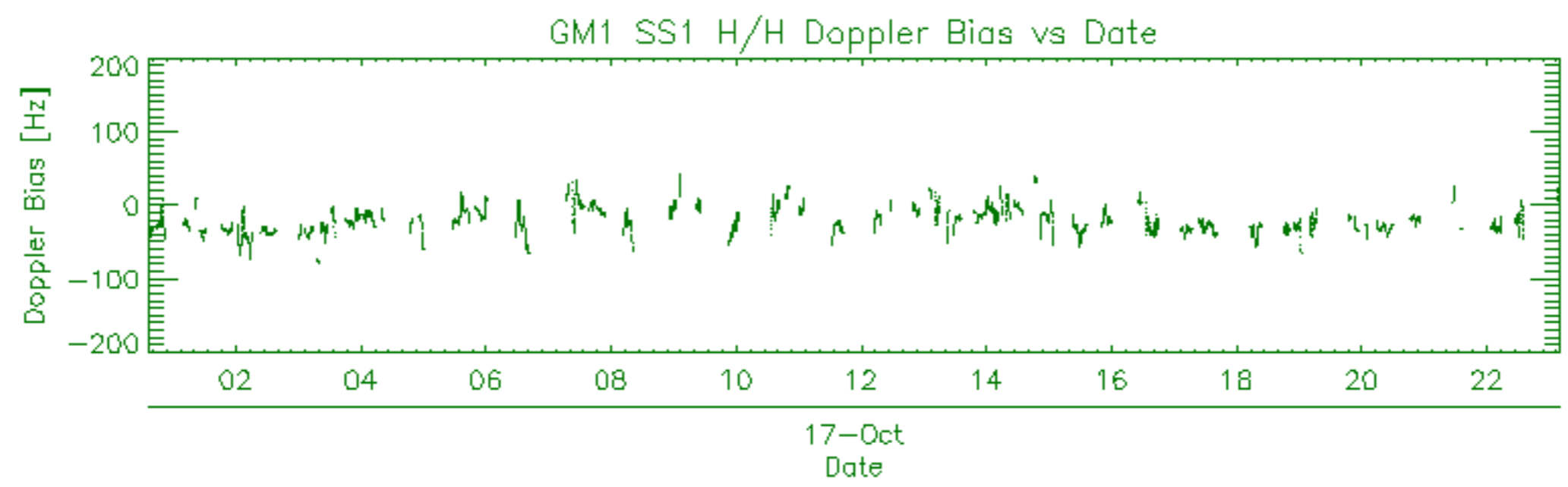
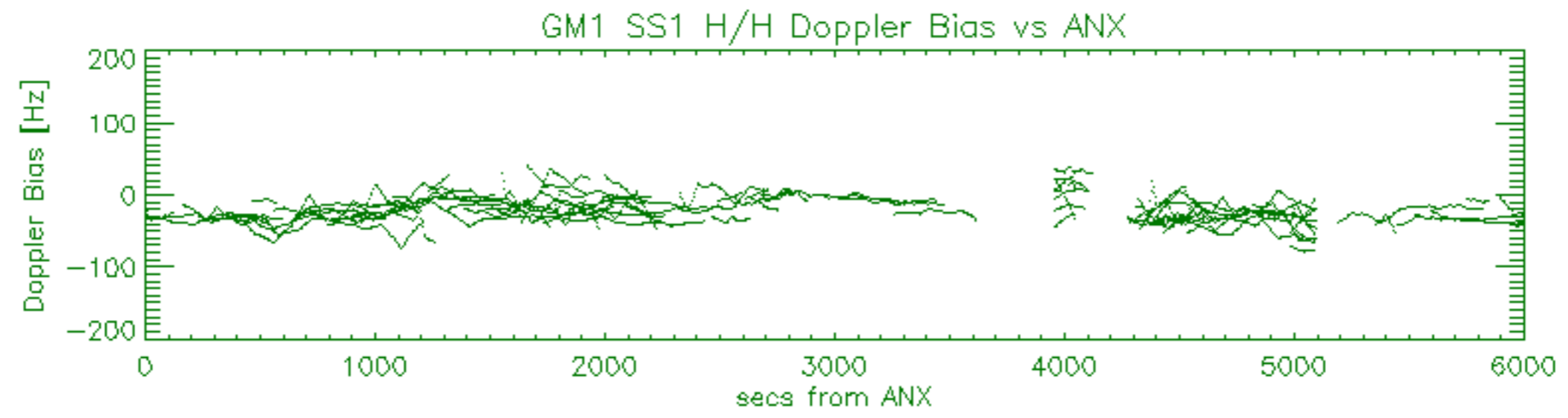
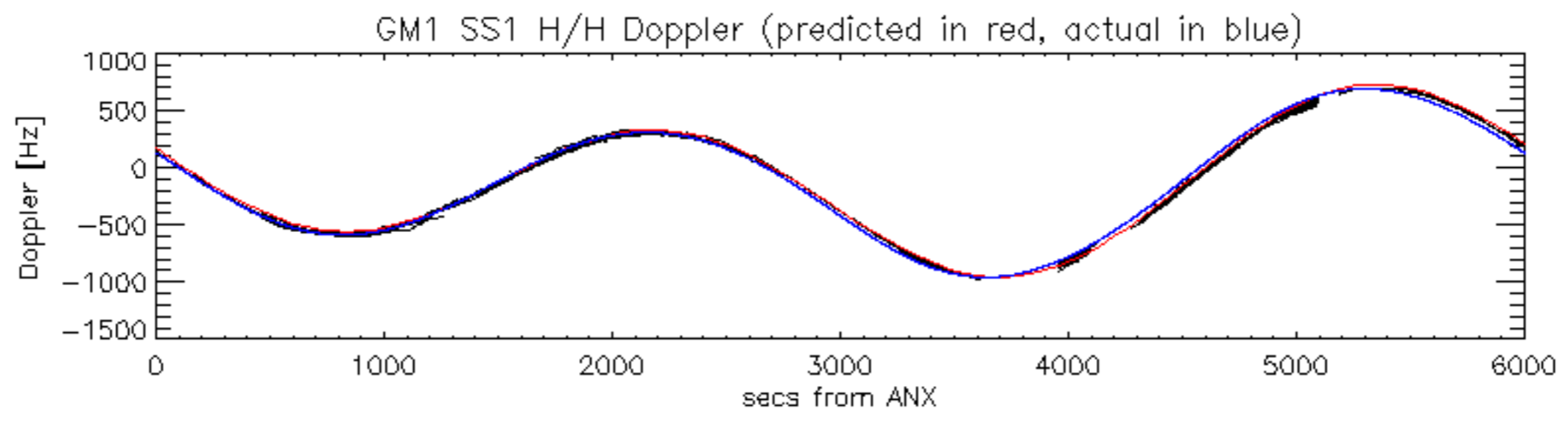


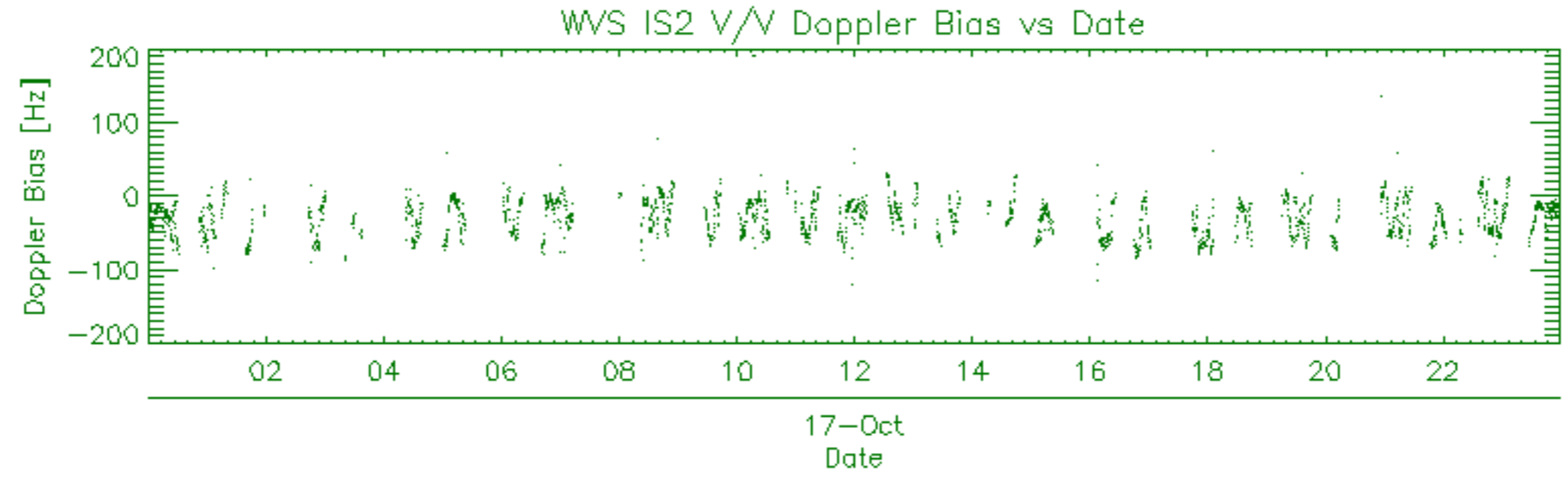
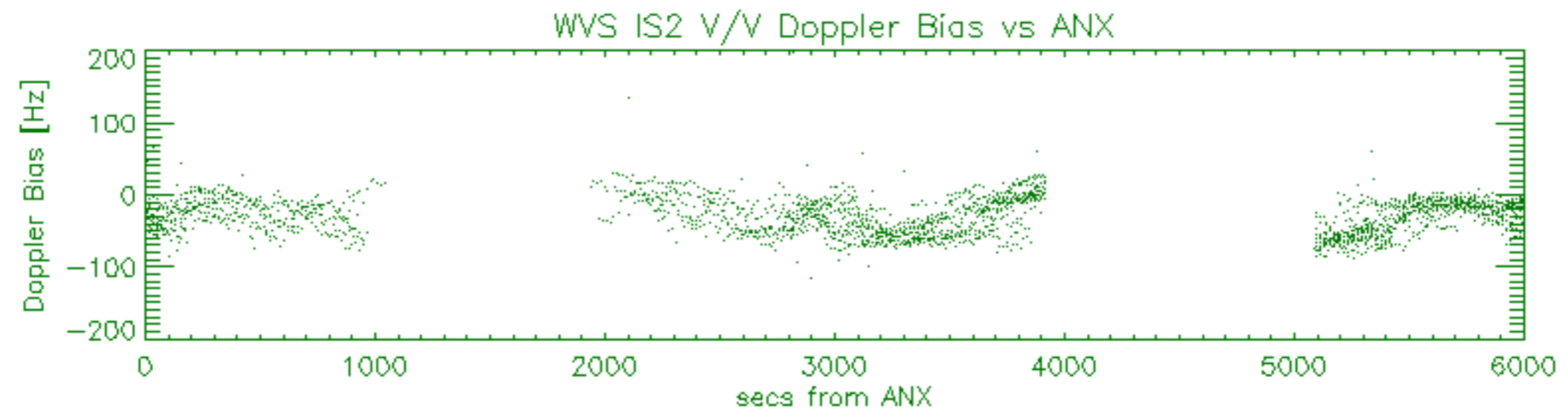
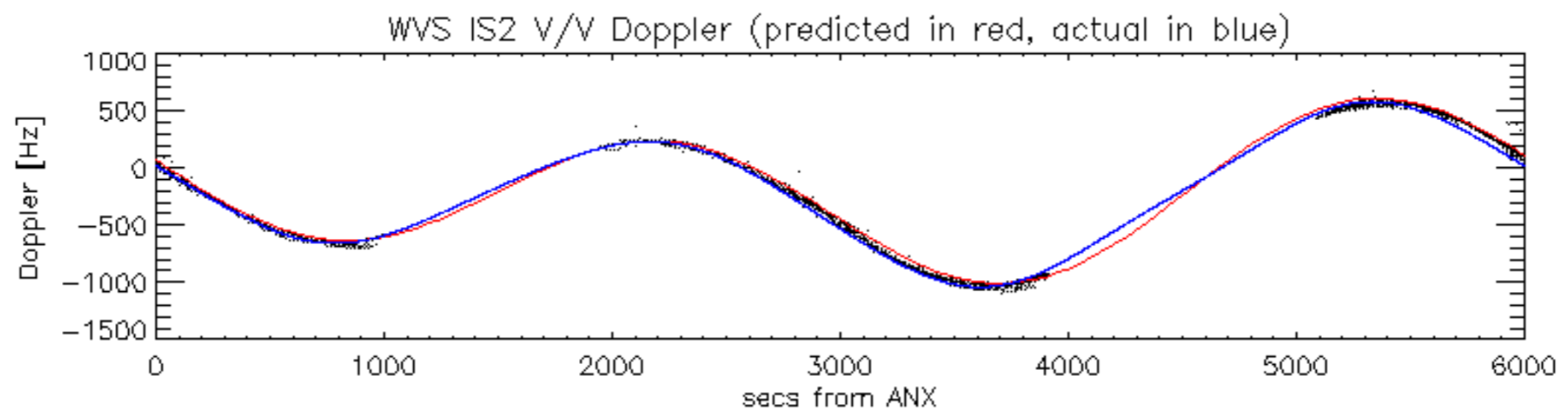




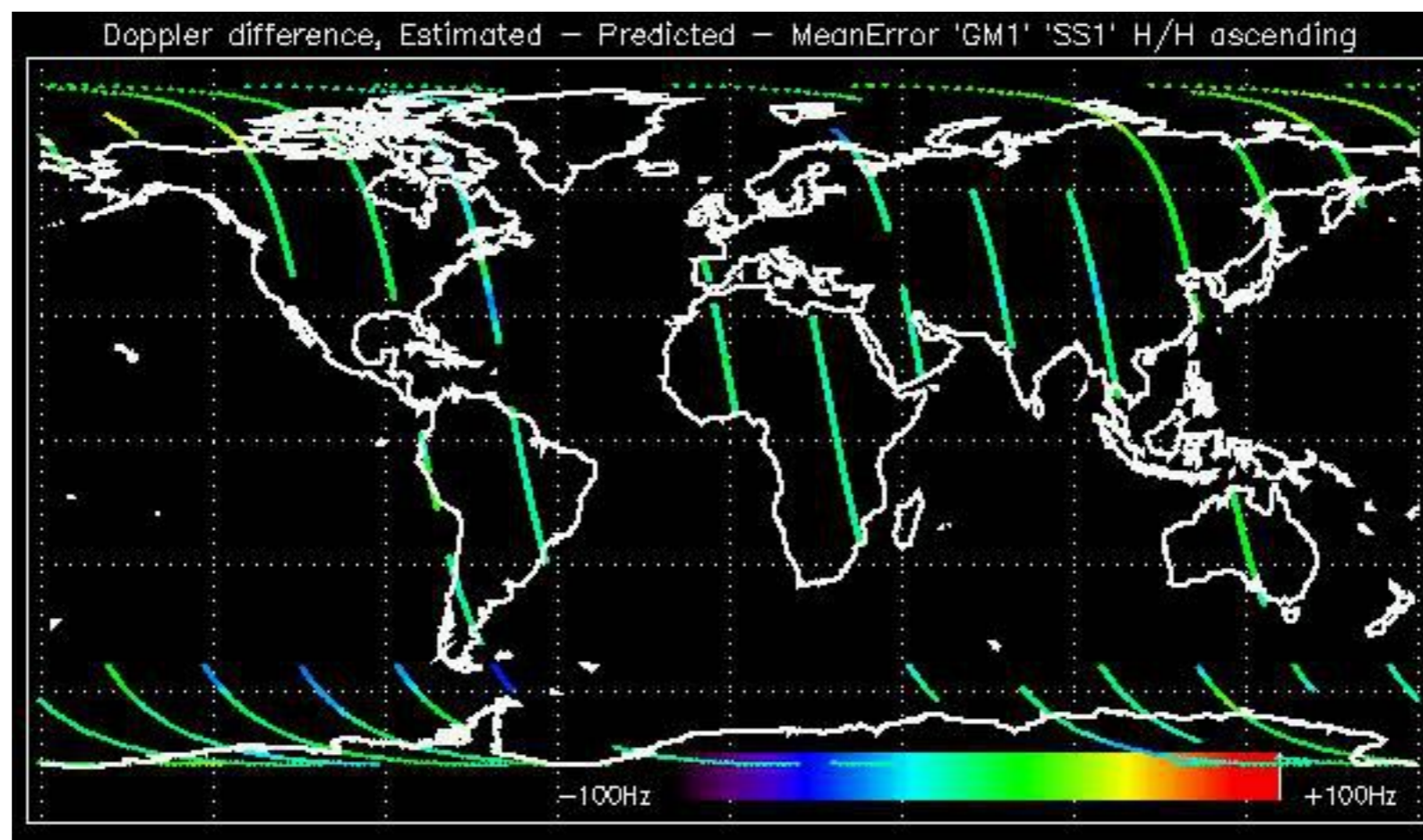


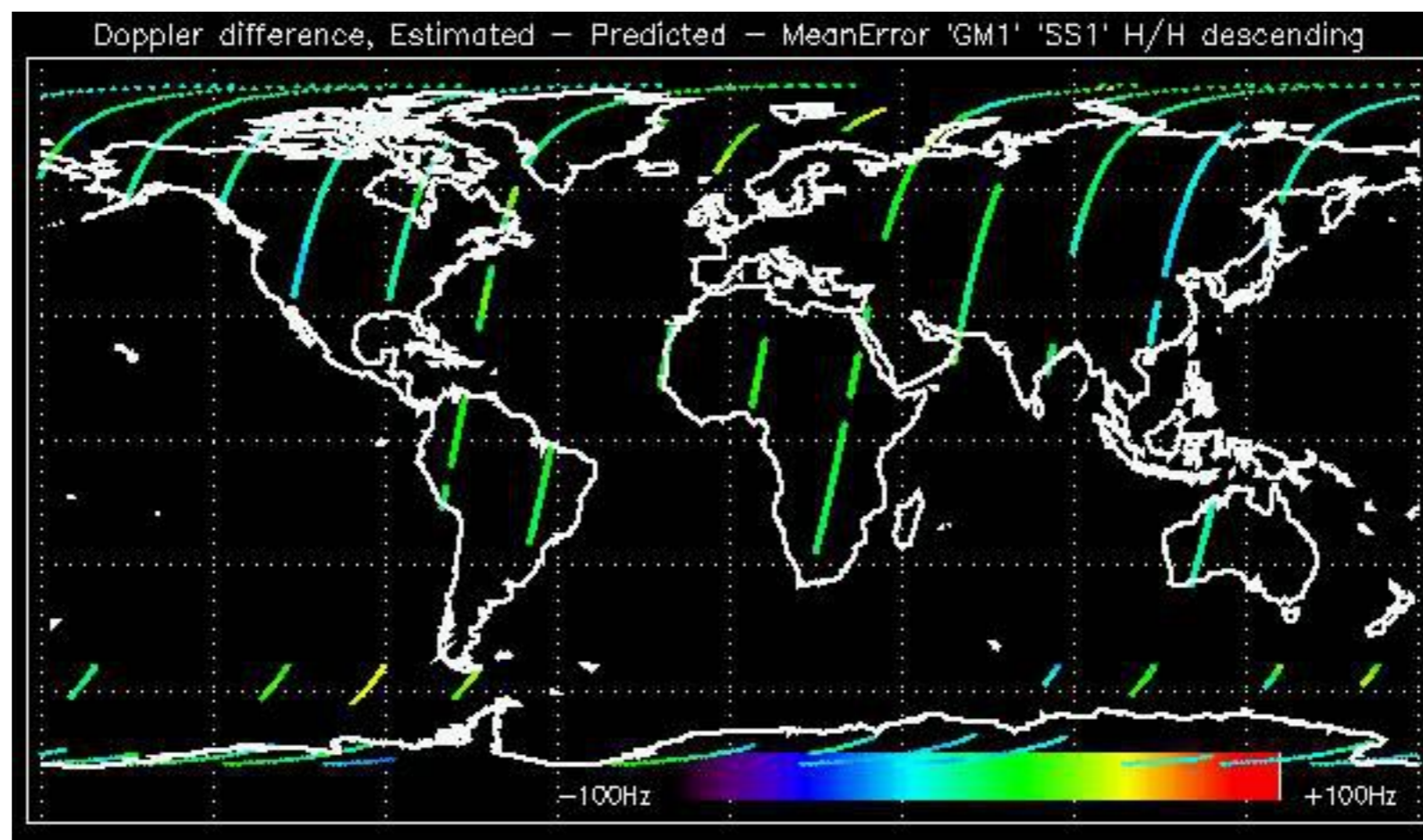


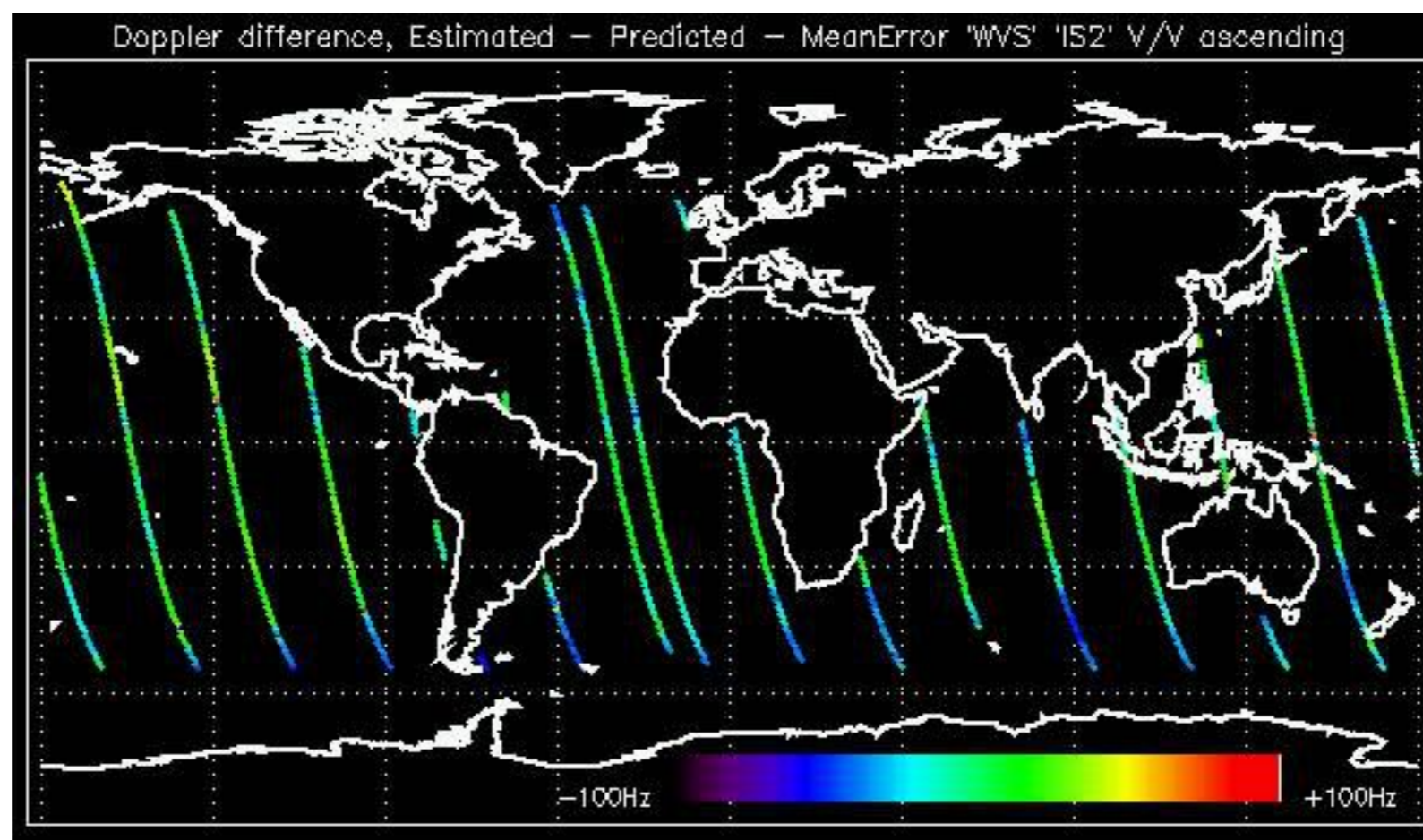


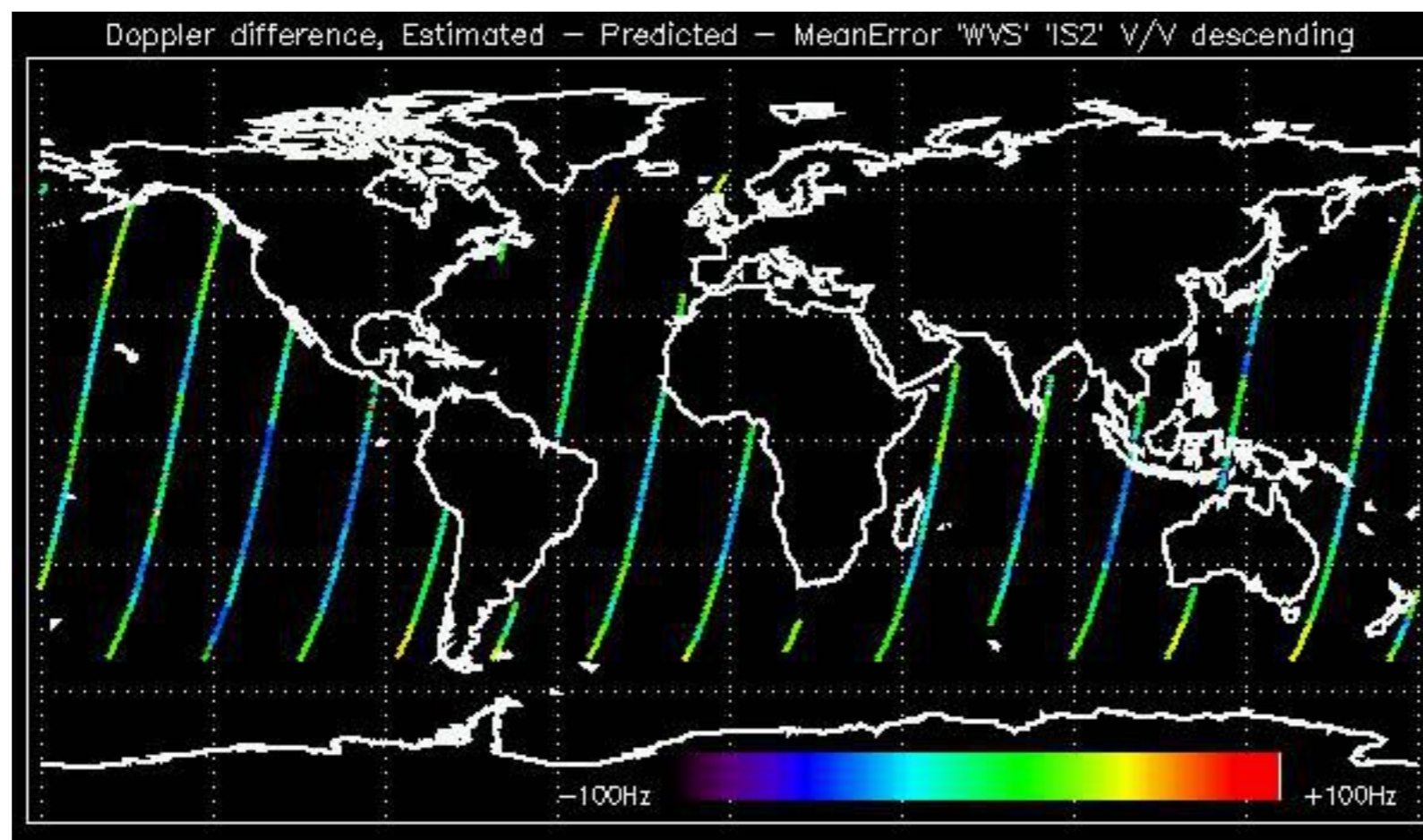


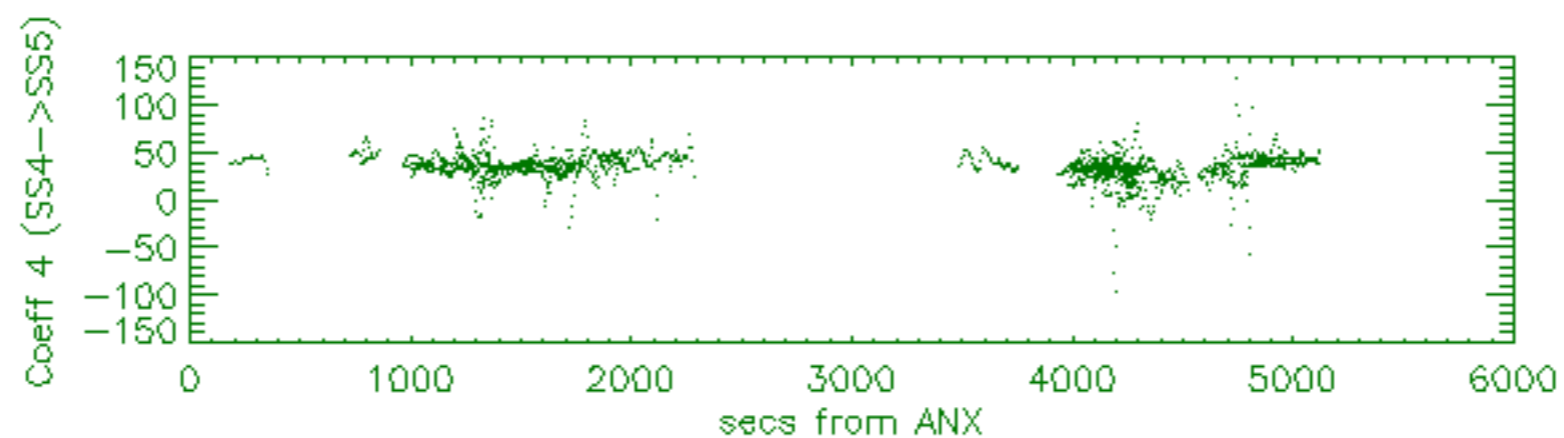
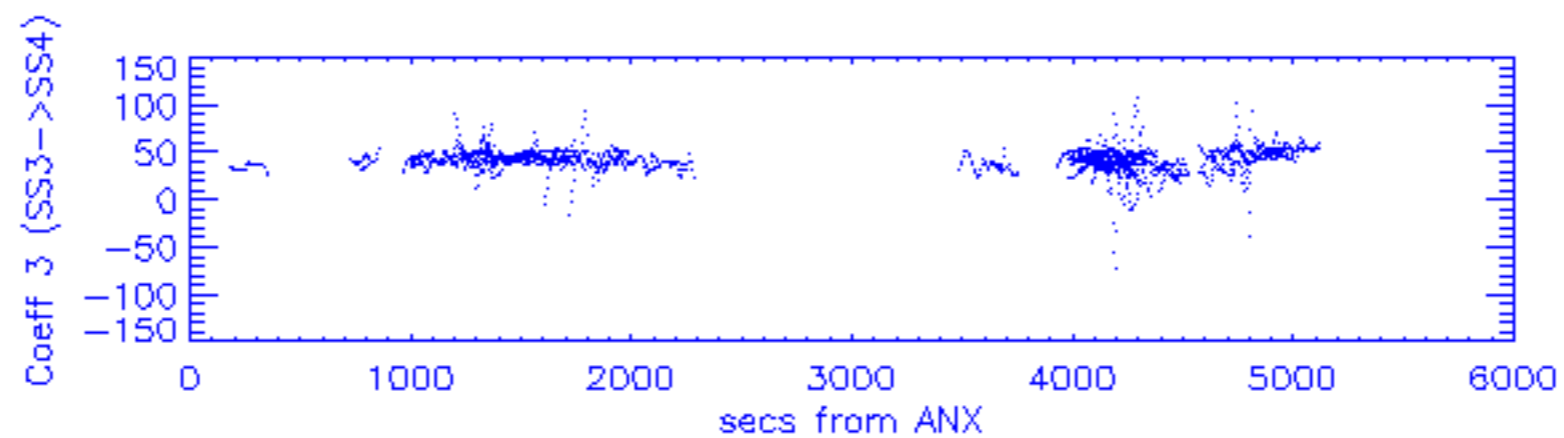
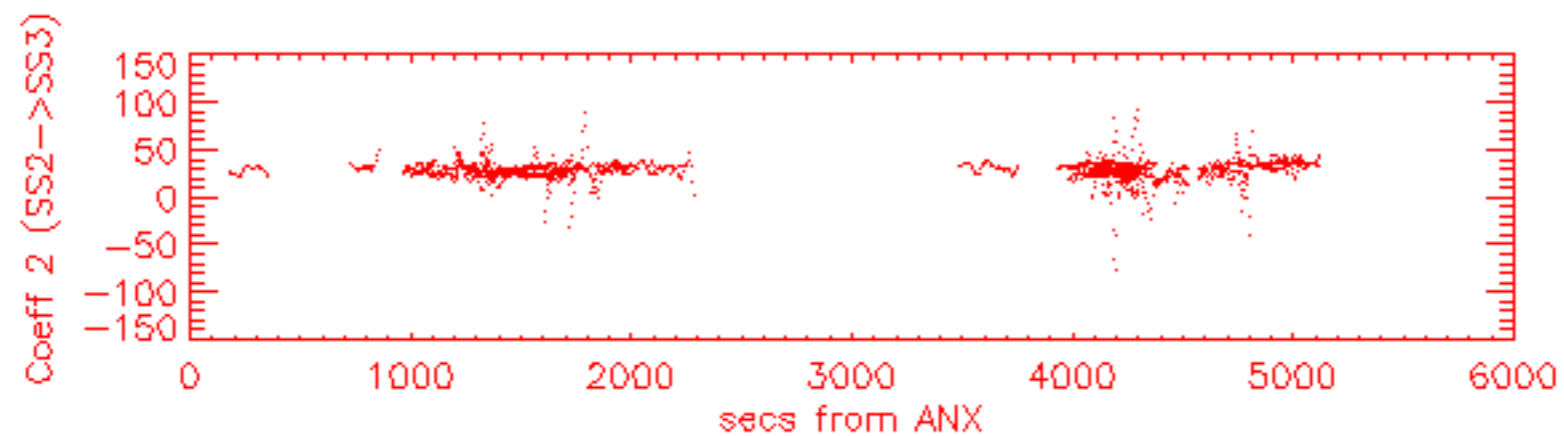
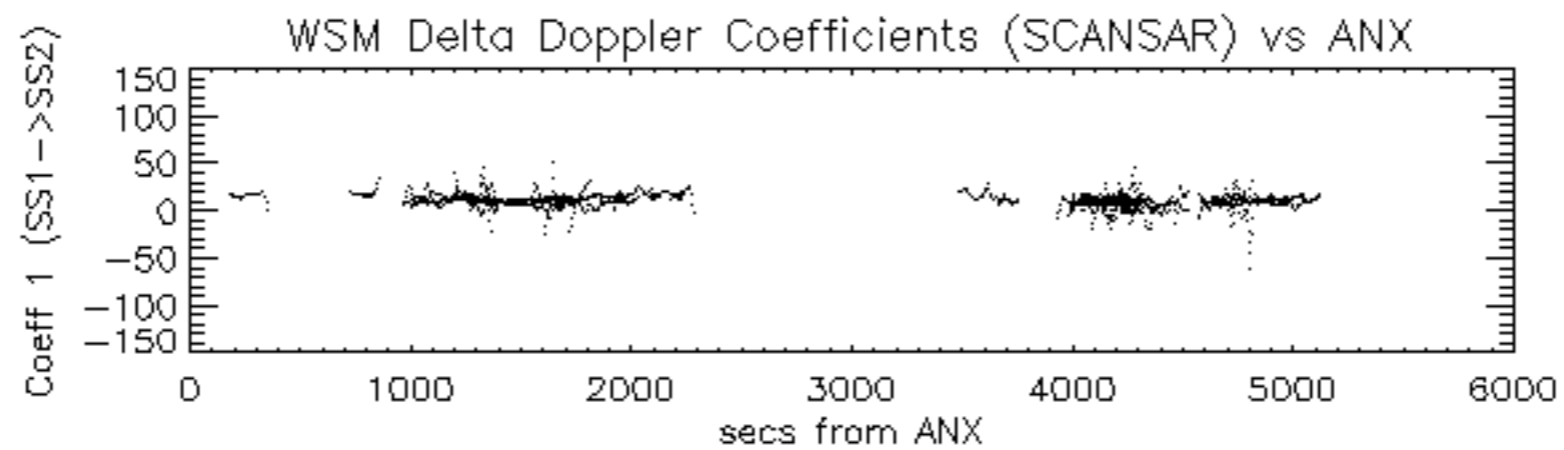


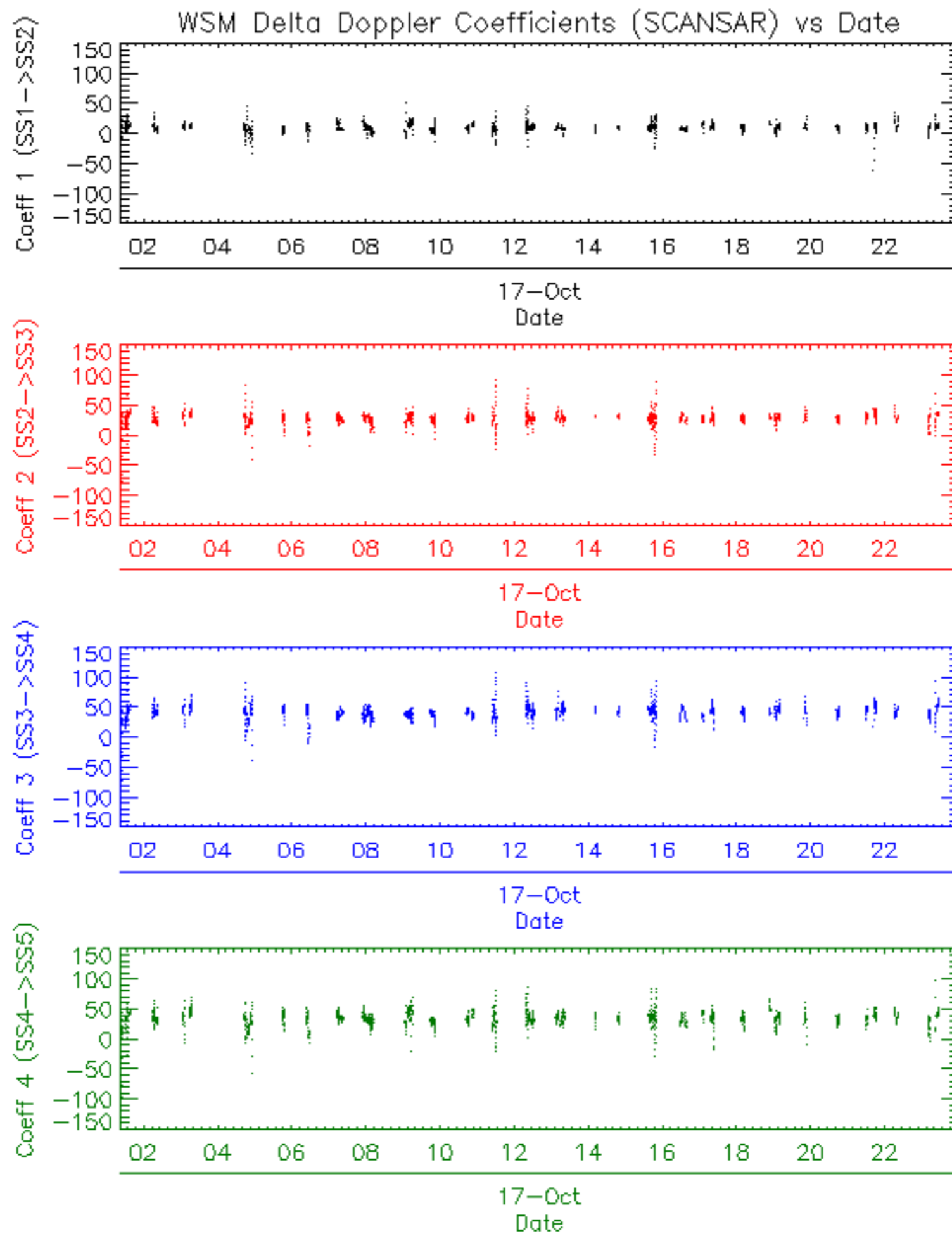




















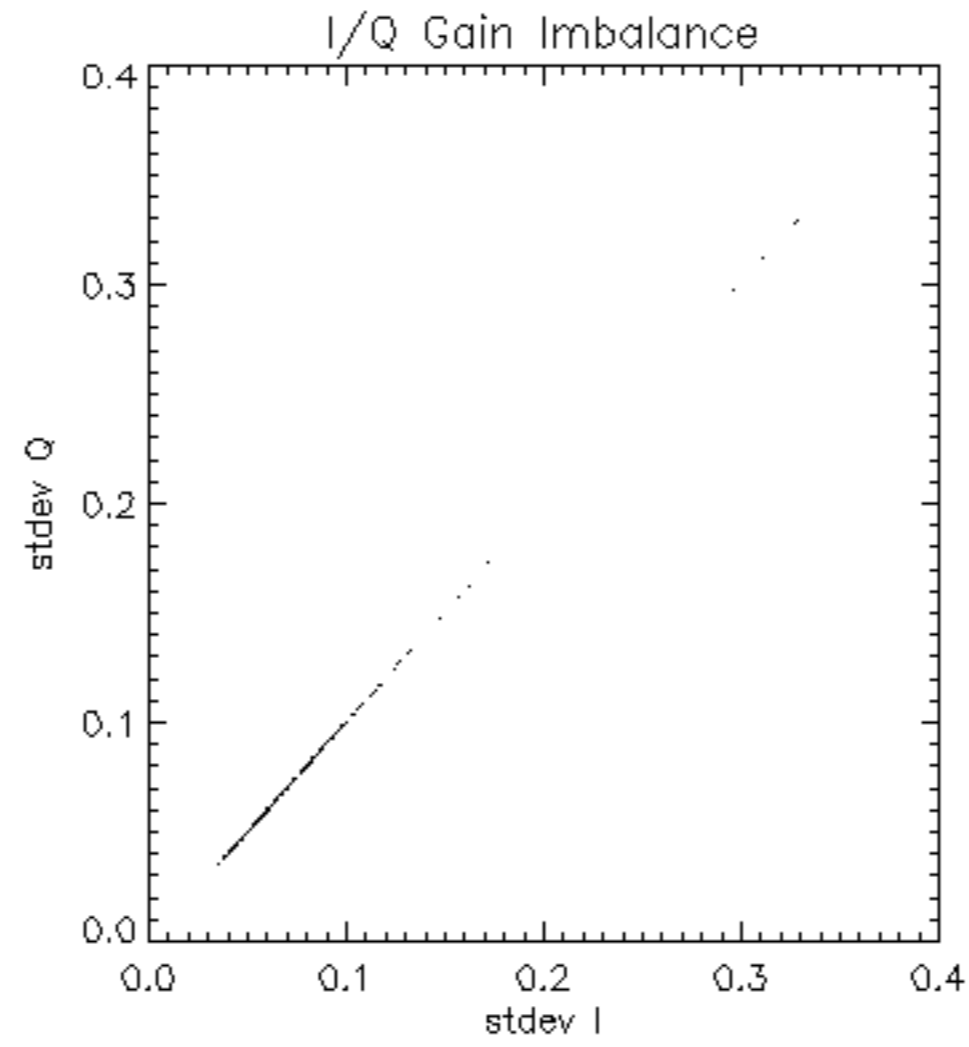


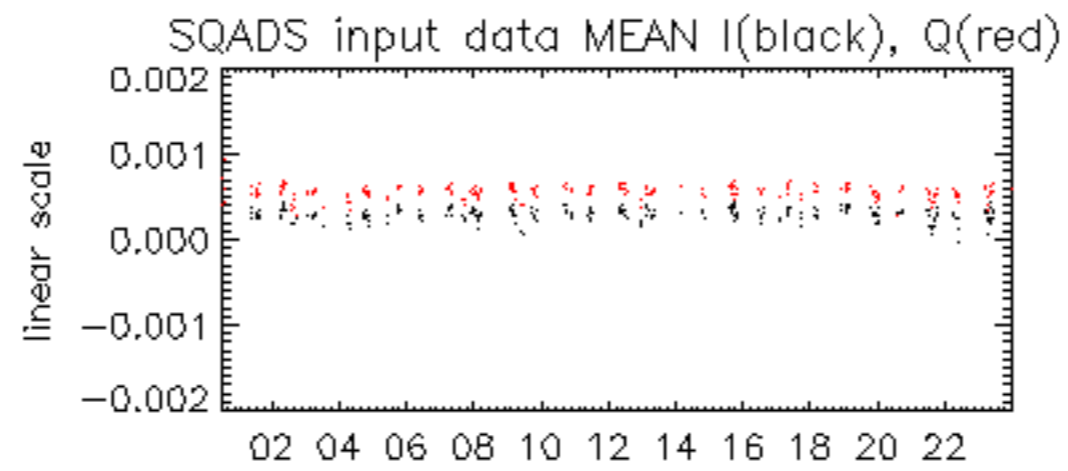




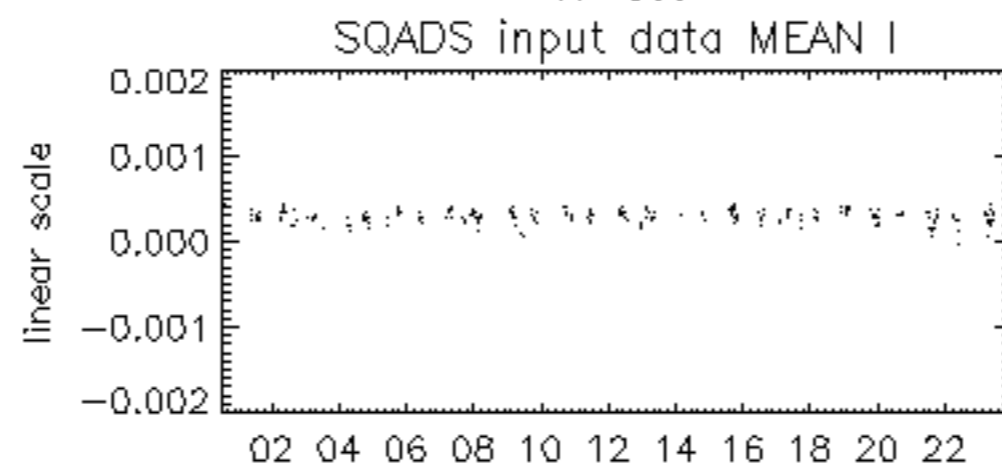




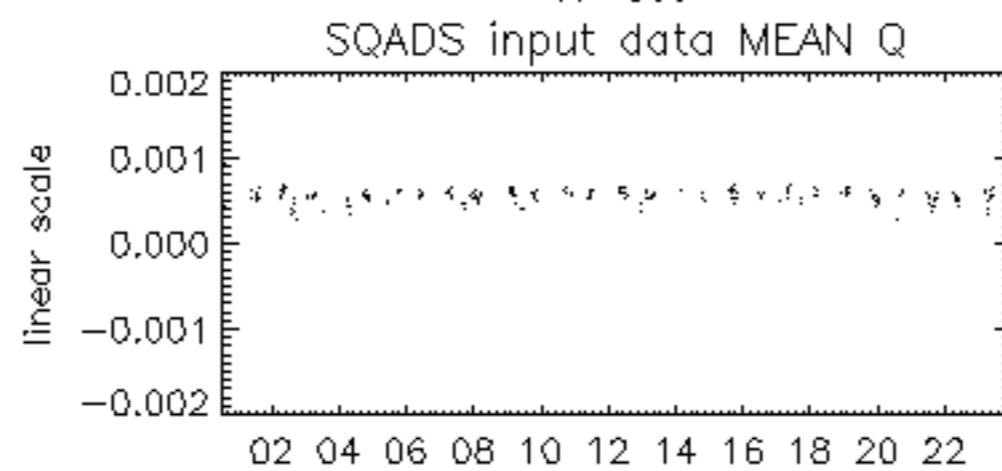




17-Oct

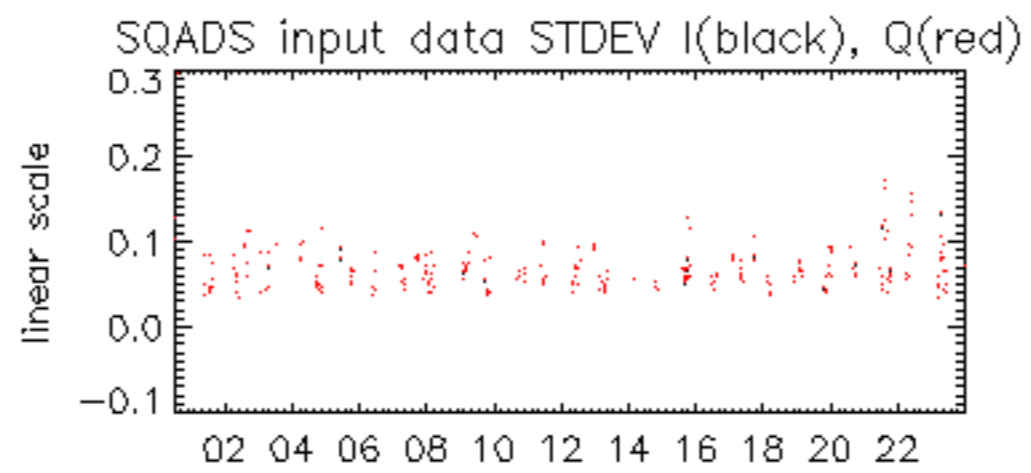


17-Oct

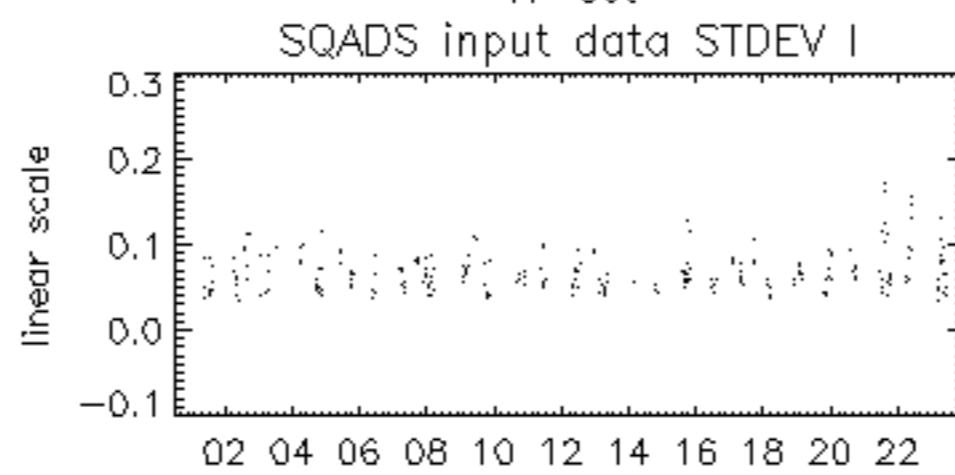


17-Oct

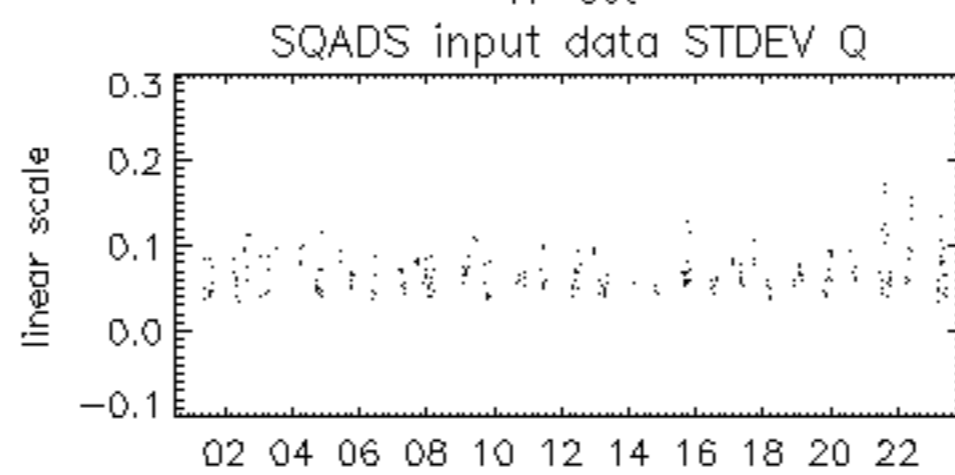




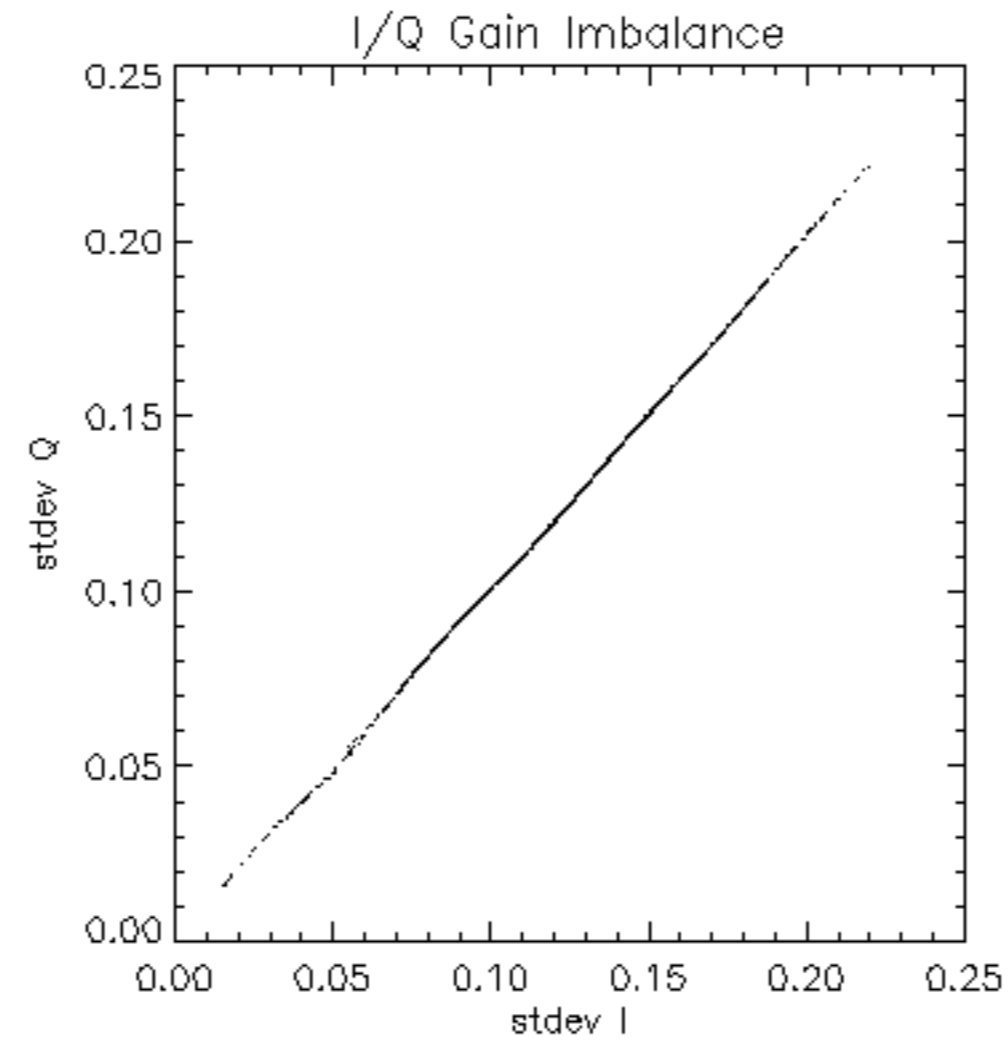
17-Oct

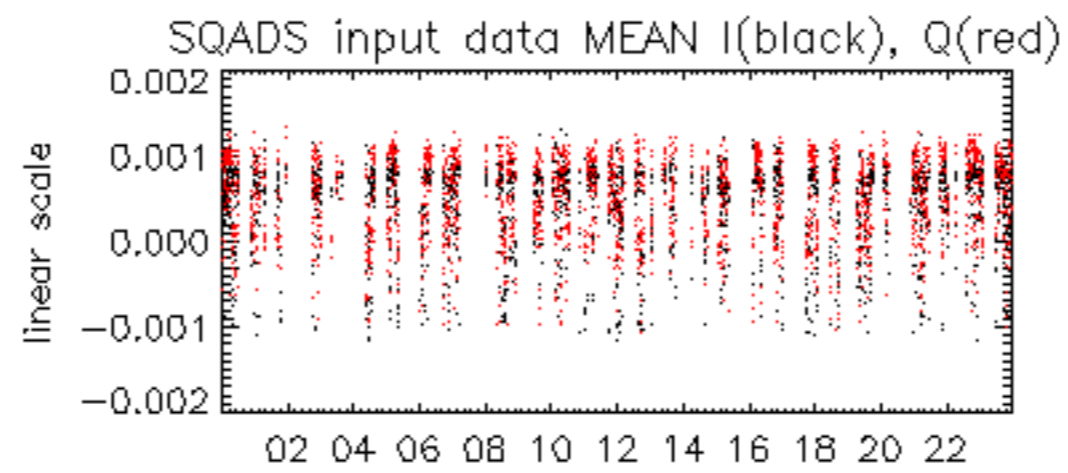


17-Oct

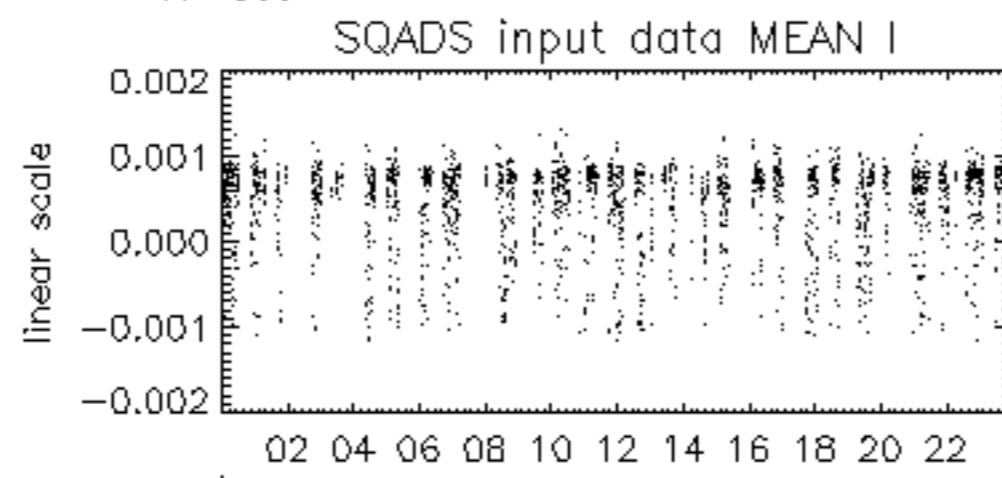


17-Oct

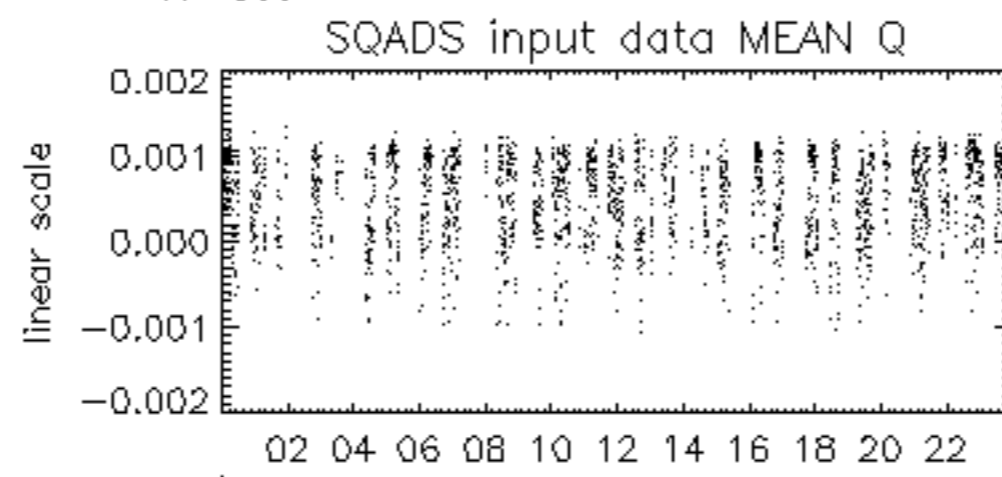




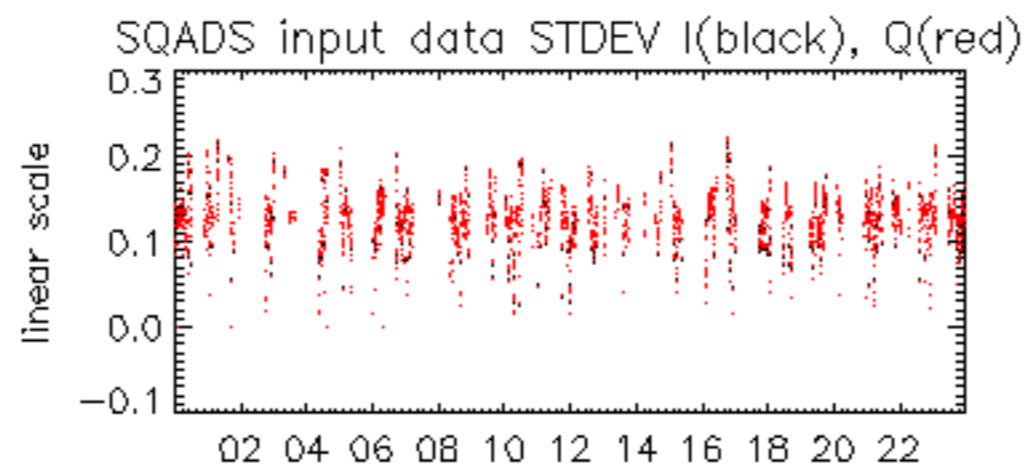
17-Oct



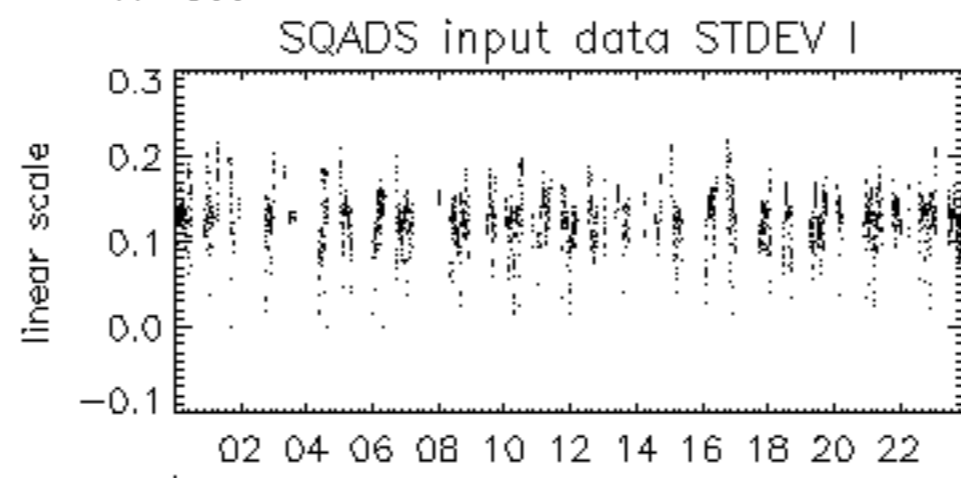
17-Oct



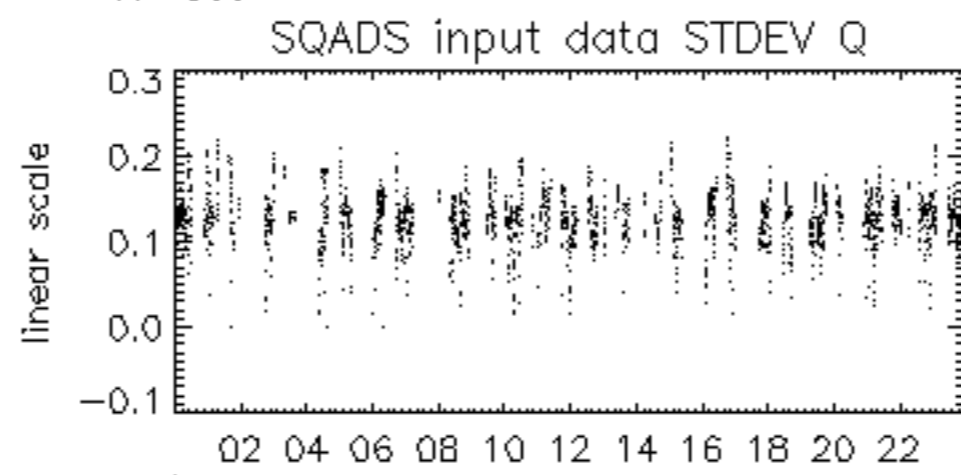
17-Oct



17-Oct



17-Oct



17-Oct



