



ASAR Daily Report



Analysis from 12-FEB-2008 00:00:00 to 12-FEB-2008 17:00:02. Page generated on 14-FEB-2008 07:58:14.
View log file: ASAR_Daily_Report_20080212_1700.log. For any anomalies please contact mtranfaglia@serco.it, gscarpino@serco.it.

This report is automatically generated every day, every 2 hours. No comments are provided on the results.

SUMMARY

1. DATA SUMMARY
 - 1.1 Summary tables
 - 1.2 Lists of products used
2. AUXILIARY FILES ANALYSIS
 - 2.1 IECF operational ADFs list
 - 2.2 Products with wrong ADFs
3. MODULE STEPPING PRODUCTS ANALYSIS
 - 3.1 V/V polarisation
 - 3.2 H/H polarisation
4. CALIBRATION PULSES ANALYSIS
 - 4.1 Analysis for WVS IS2 V/V
 - 4.1.1 Temporal Evolution Analysis for WVS IS2 V/V
 - 4.1.2 All Rows Analysis for WVS IS2 V/V
 - 4.2 Analysis for GM1 SS3 H/H
 - 4.2.1 Temporal Evolution Analysis for GM1 SS3 H/H
 - 4.2.2 All Rows Analysis for GM1 SS3 H/H
5. DOPPLER ANALYSIS
 - 5.1 Analysis for WVS IS2 V/V
 - 5.1.1 Doppler MAP Analysis for WVS IS2 V/V
 - 5.1.2 Doppler ANX Analysis for WVS IS2 V/V
 - 5.2 Analysis for GM1 SS1 H/H
 - 5.2.1 Doppler MAP Analysis for GM1 SS1 H/H
 - 5.2.2 Doppler ANX Analysis for GM1 SS1 H/H
 - 5.3 Doppler JUMPS Analysis for WSM
6. CHIRP ANALYSIS
 - 6.1 Analysis for WSM SS1 H/H
 - 6.1.1 ScaleFactor
 - 6.2 Analysis for WSM SS1 V/V
 - 6.2.1 ScaleFactor
7. RAW DATA ANALYSIS
 - 7.1 Analysis for WVS
 - 7.2 Analysis for IMM
8. TELEMETRY ANALYSIS
 - 8.1 Number of Missing Lines
 - 8.2 Number of Gaps

1 - DATA SUMMARY

1.1 - Summary tables

[[BACK TO MENU](#)]

WVS				GM1				APM				IMM				WSM				MS			
Center	Beam	Pol	#	Center	Beam	Pol	#	Center	Beam	Pol	#	Center	Beam	Pol	#	Center	Beam	Pol	#	Center	Time	Pol	Modules
PDK	IS2	V/V	9	PDK	WS	H/H	10					PDE	IS1	V/V	1	PDE	WS	H/H	5				
												PDK	IS2	H/H	1	PDE	WS	V/V	1				
												PDK	IS2	V/V	1								

1.2 - Lists of products used

[BACK TO MENU]

- [TXT] [XLS] List_WVS_products_used
- [TXT] [XLS] List_GM1_products_used
- [TXT] [XLS] List_IMM_products_used
- [TXT] [XLS] List_WSM_products_used

2 - AUXILIARY FILES ANALYSIS

2.1 - IECF operational ADFs list

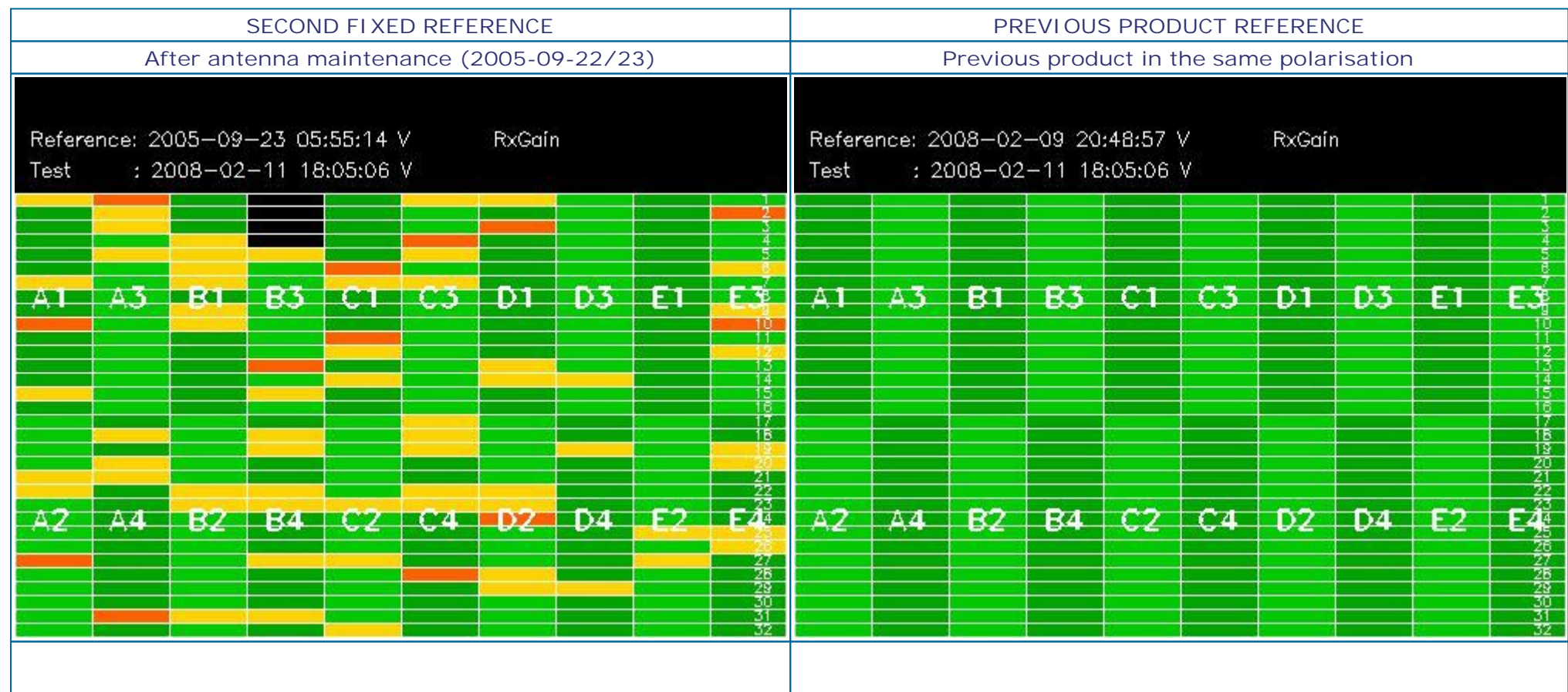
[BACK TO MENU]

No IECF ADFs list available

2.2 - Products with wrong ADFs

[BACK TO MENU]

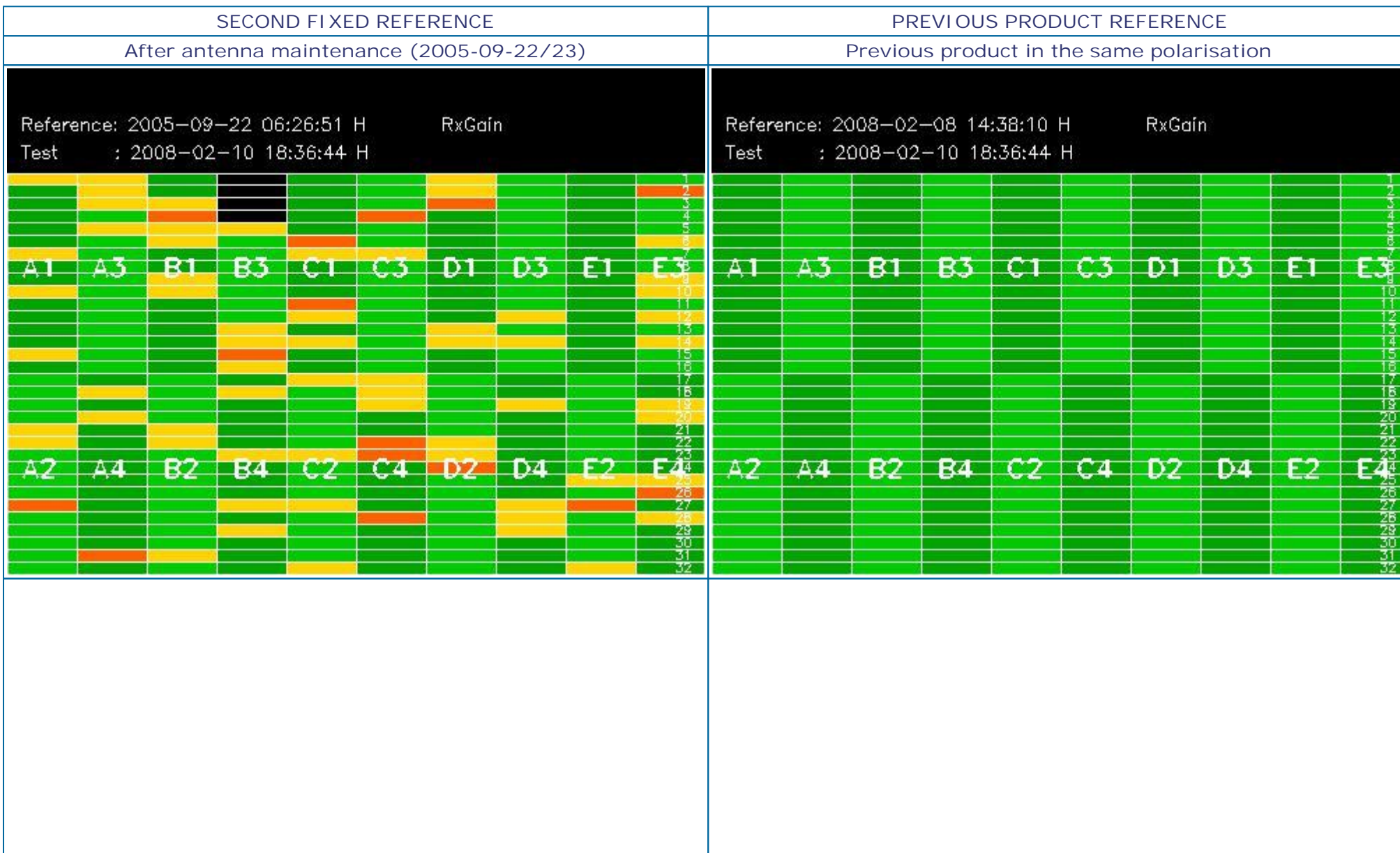
3 - MODULE STEPPING PRODUCTS ANALYSIS





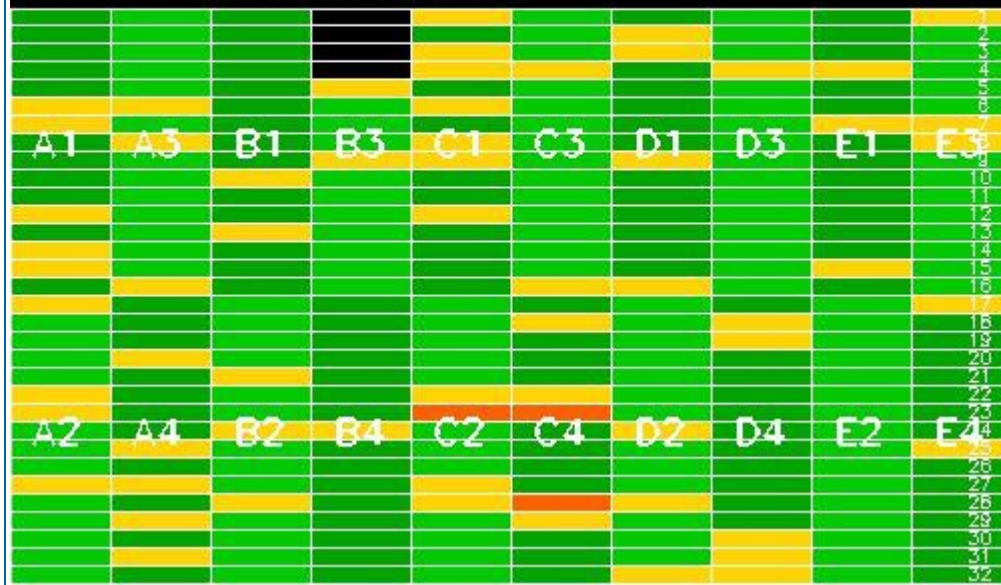
3.2 - H/H polarisation

[BACK TO MENU]



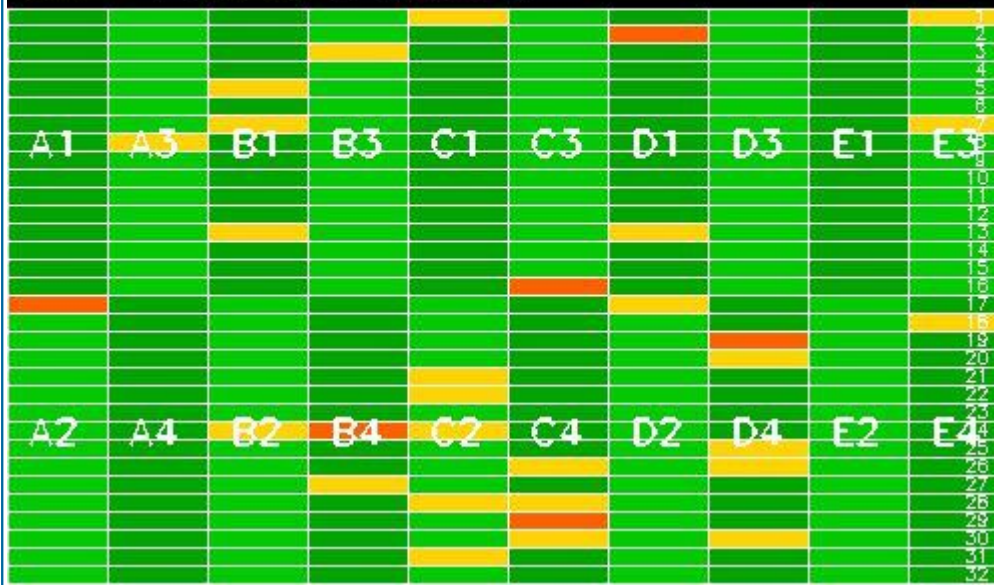
Reference: 2005-09-22 06:26:51 H RxPhase

Test : 2008-02-10 18:36:44 H



Reference: 2008-02-08 14:38:10 H RxPhase

Test : 2008-02-10 18:36:44 H




Reference: 2005-09-22 06:26:51 H TxGain

Test : 2008-02-10 18:36:44 H

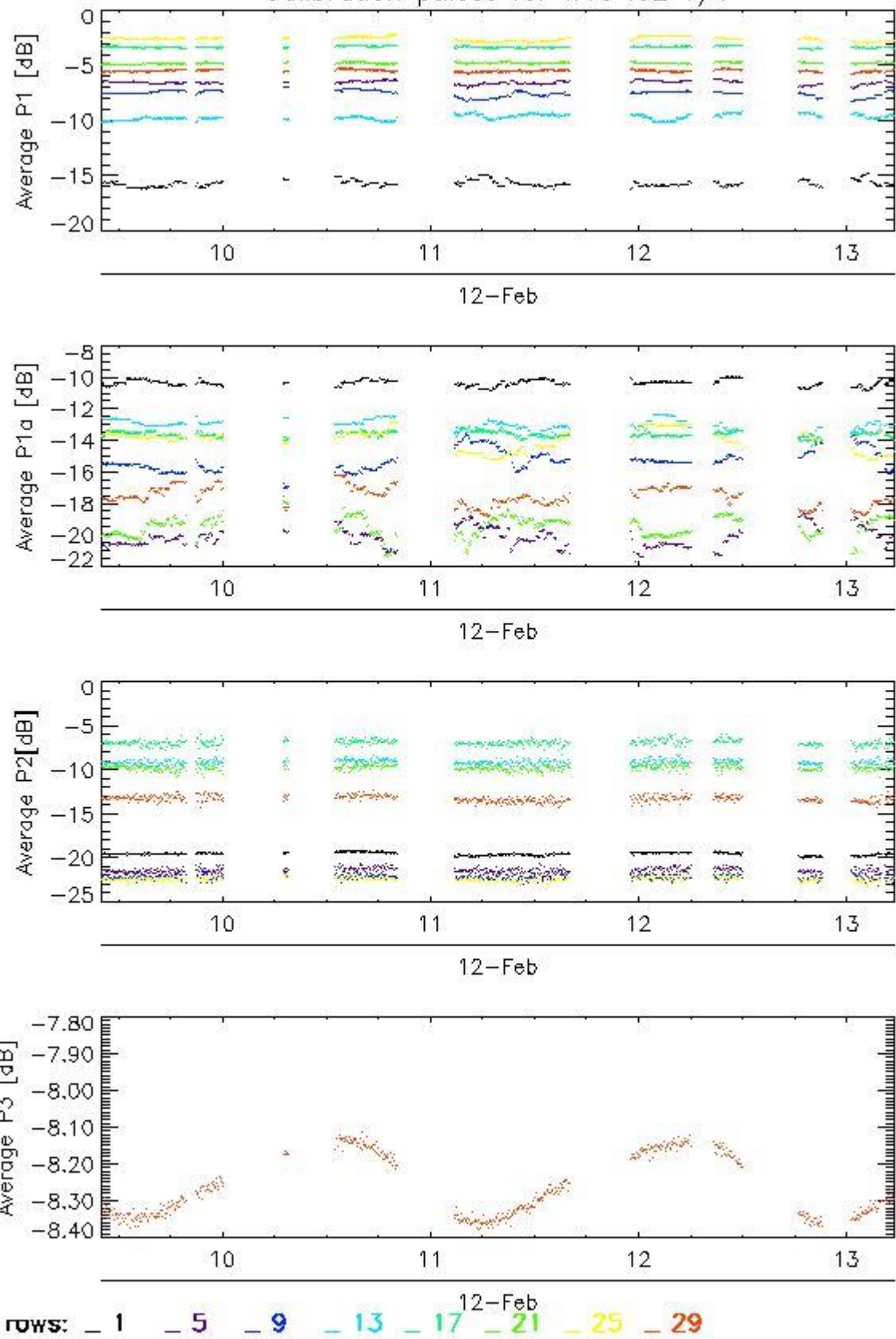


Reference: 2008-02-08 14:38:10 H TxGain

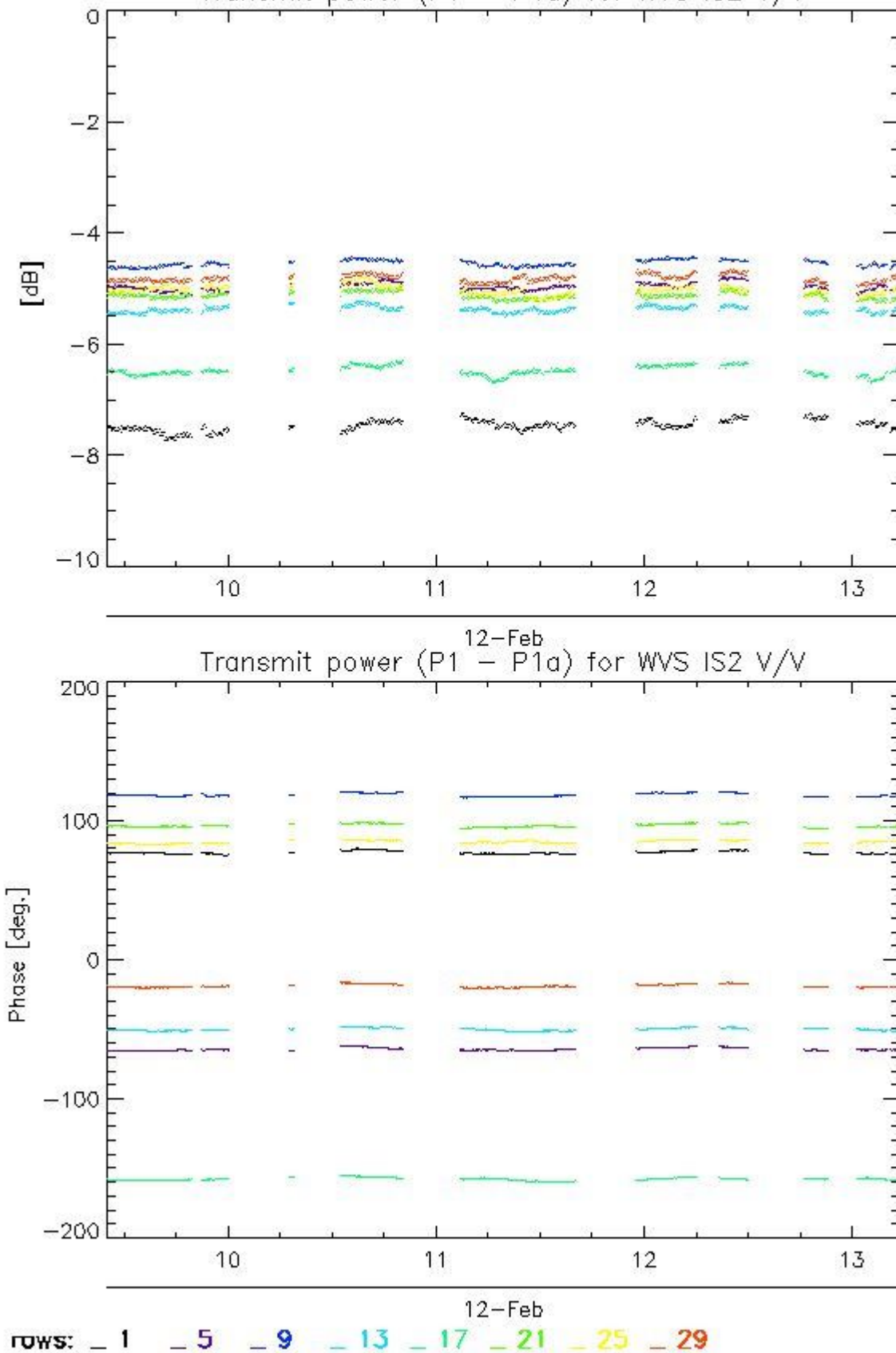
Test : 2008-02-10 18:36:44 H



Calibration pulses for WVS IS2 V/V



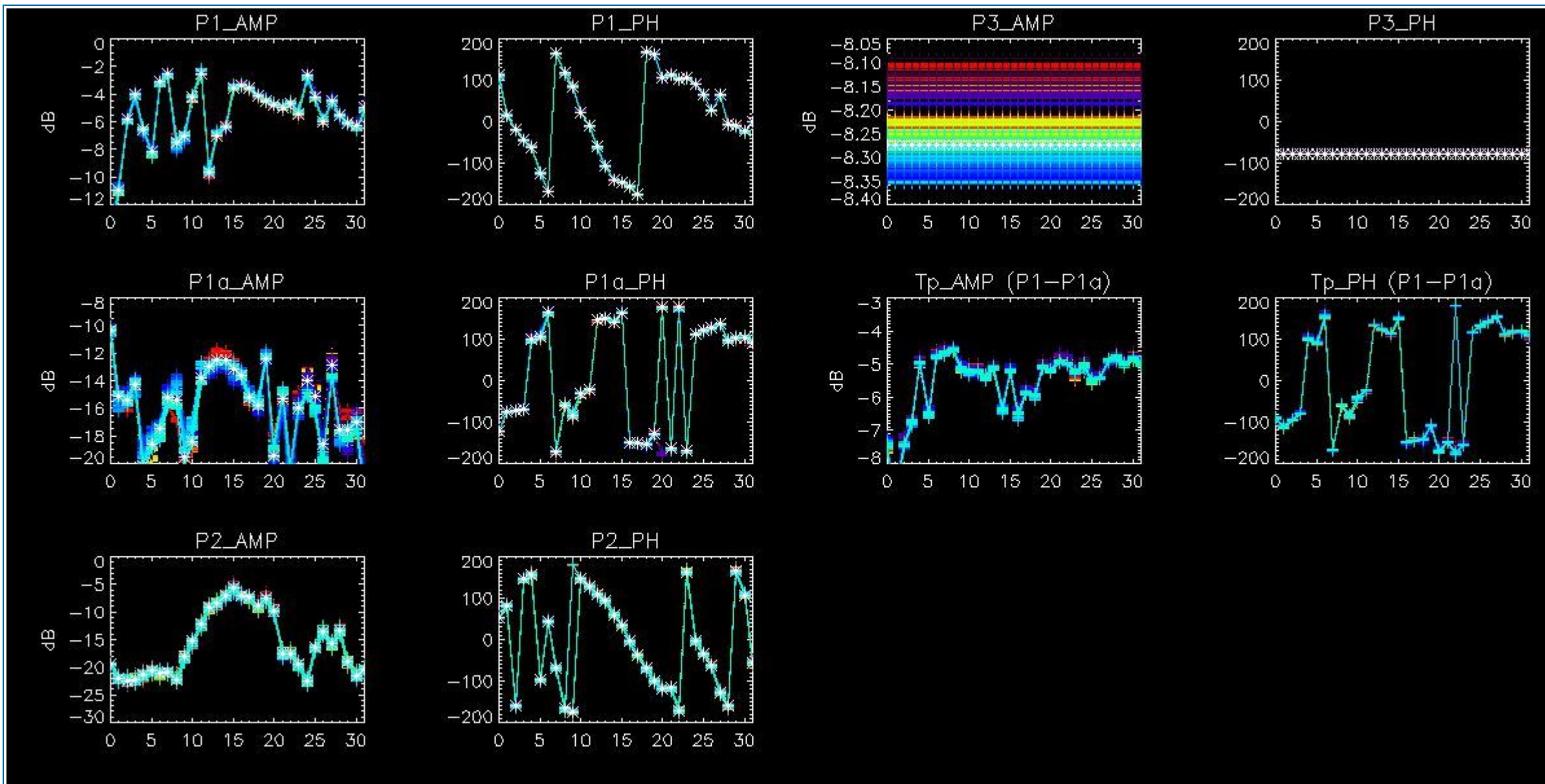
Transmit power (P1 - P1a) for WVS IS2 V/V



4.1.2 - All Rows Analysis for WVS IS2 V/V

[[BACK TO MENU](#)]





4.2 - Analysis for GM1 SS3 H/H

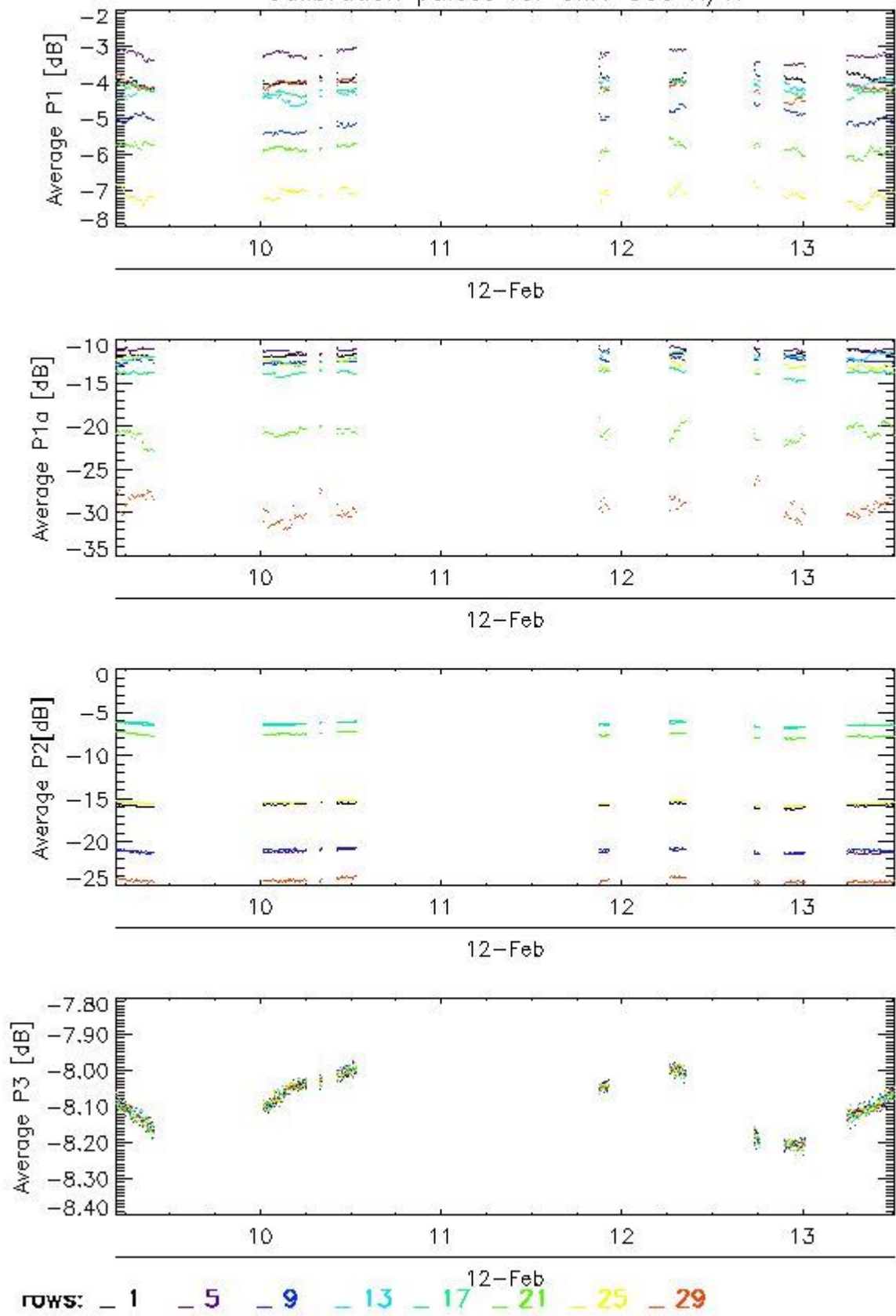
4.2.1 - Temporal Evolution Analysis for GM1 SS3 H/H

[BACK TO MENU]

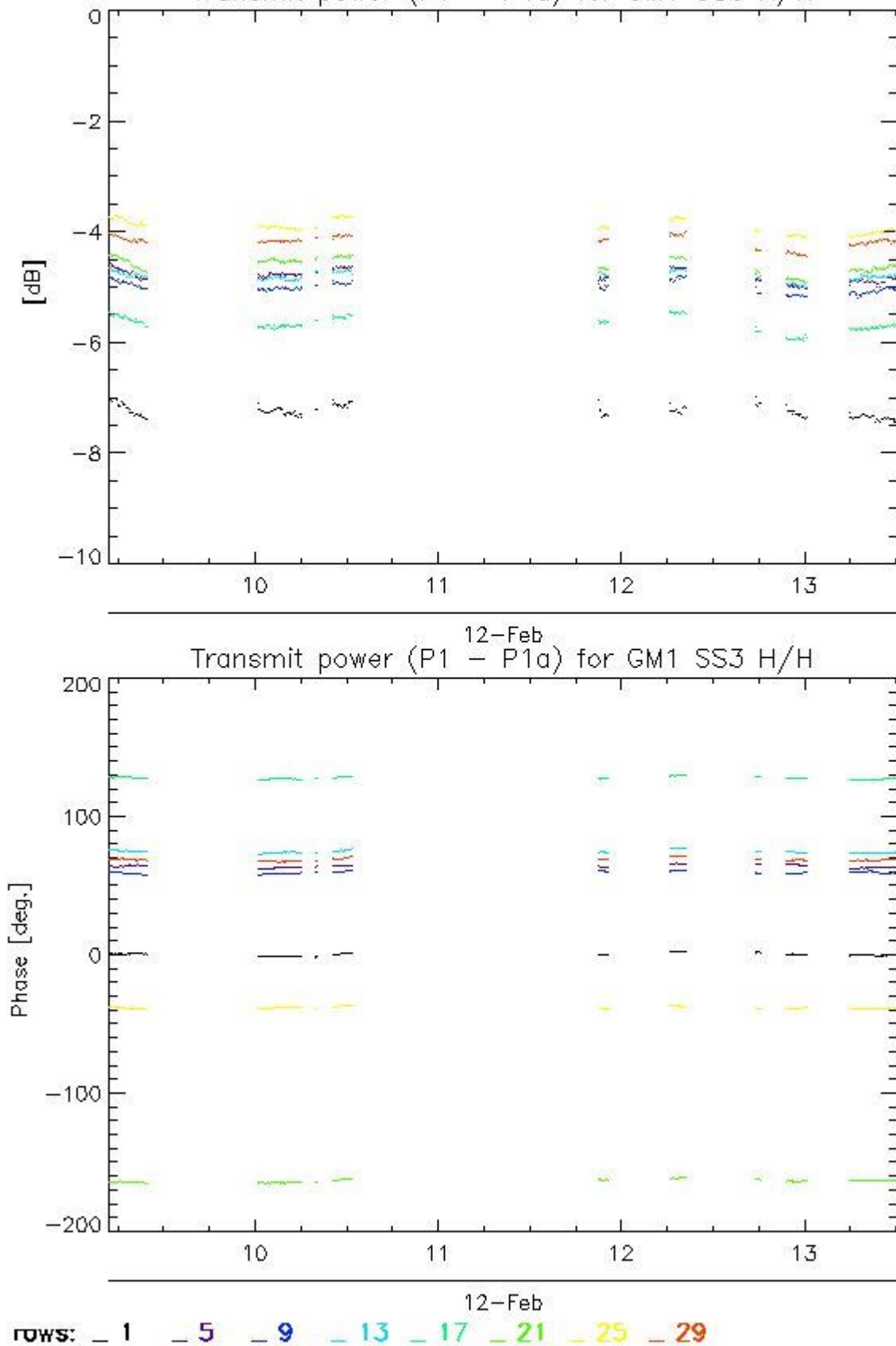
Rows: [2/6/10/14/18/22/26/30] [3/7/11/15/19/23/27/31] [4/8/12/16/20/24/28/32]

Rows: [2/6/10/14/18/22/26/30] [3/7/11/15/19/23/27/31] [4/8/12/16/20/24/28/32]

Calibration pulses for GM1 SS3 H/H



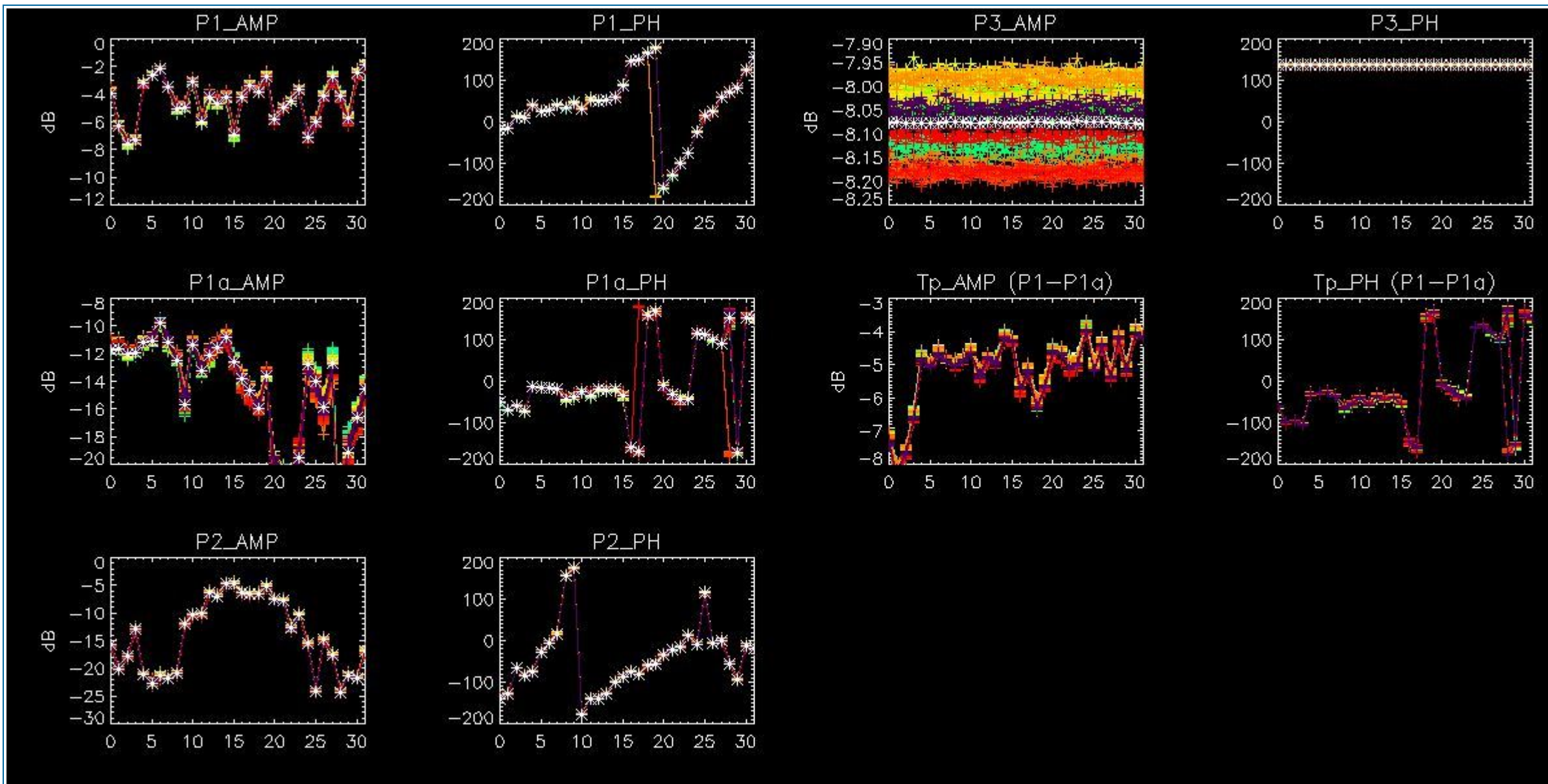
Transmit power (P1 - P1a) for GM1 SS3 H/H



4.2.2 - All Rows Analysis for GM1 SS3 H/H

[BACK TO MENU]






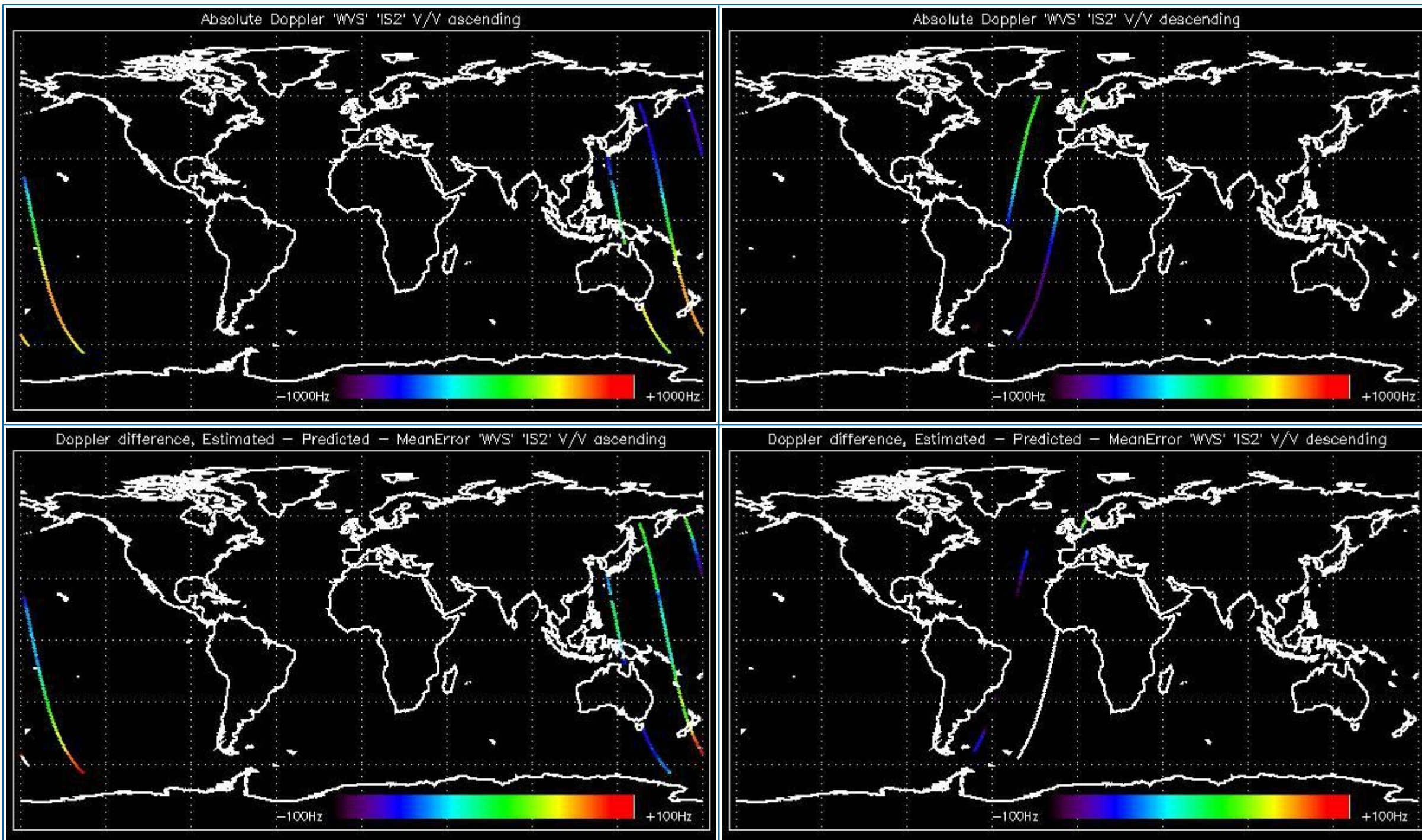
5 - DOPPLER ANALYSIS

5.1 - Analysis for WVS IS2 V/V

5.1.1 - Doppler MAP Analysis for WVS IS2 V/V

[[BACK TO MENU](#)]

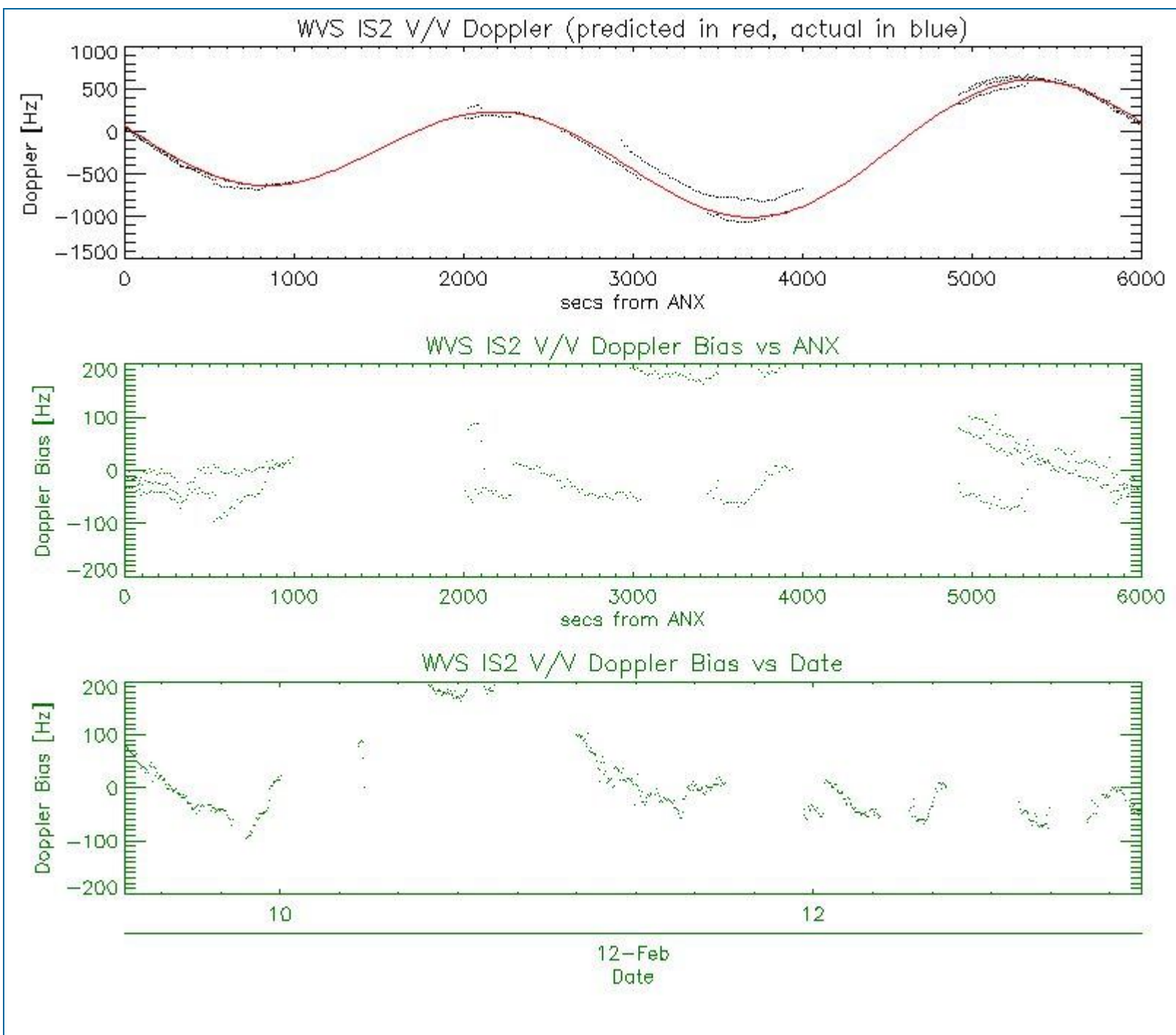




5.1.2 - Doppler ANX Analysis for WVS IS2 V/V

[[BACK TO MENU](#)]



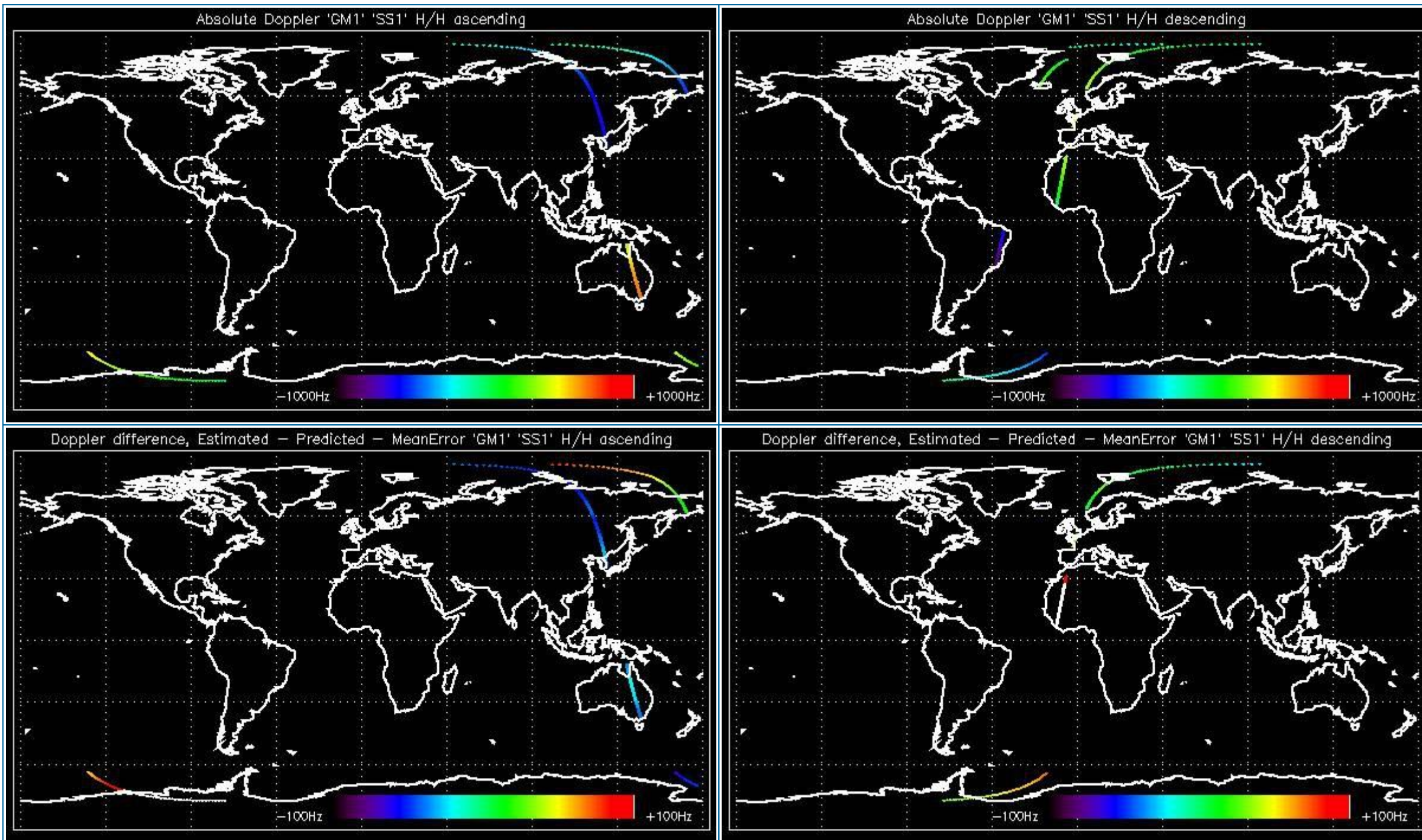


5.2 - Analysis for GM1 SS1 H/H

5.2.1 - Doppler MAP Analysis for GM1 SS1 H/H

[[BACK TO MENU](#)]

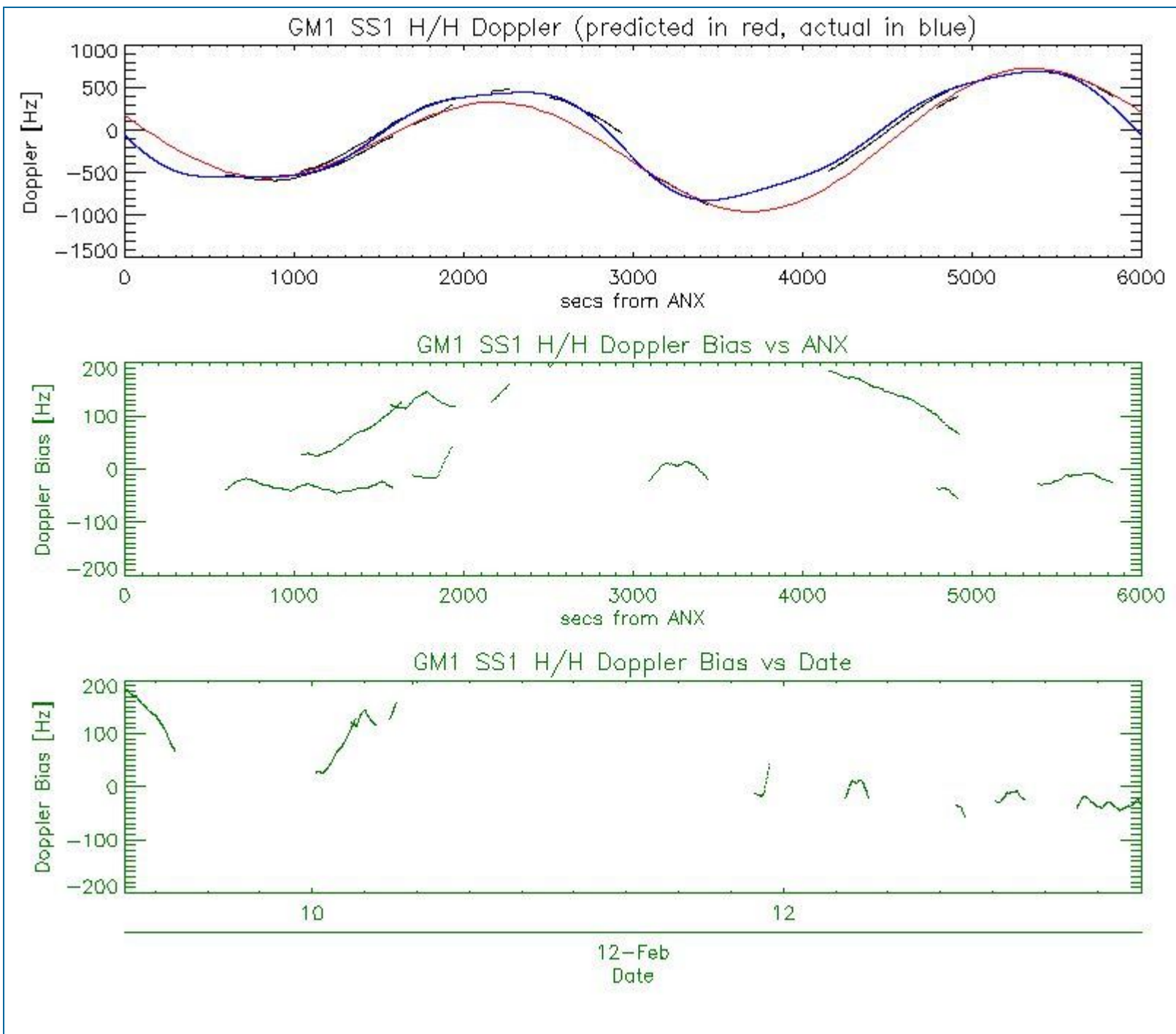




5.2.2 - Doppler ANX Analysis for GM1 SS1 H/H

[[BACK TO MENU](#)]

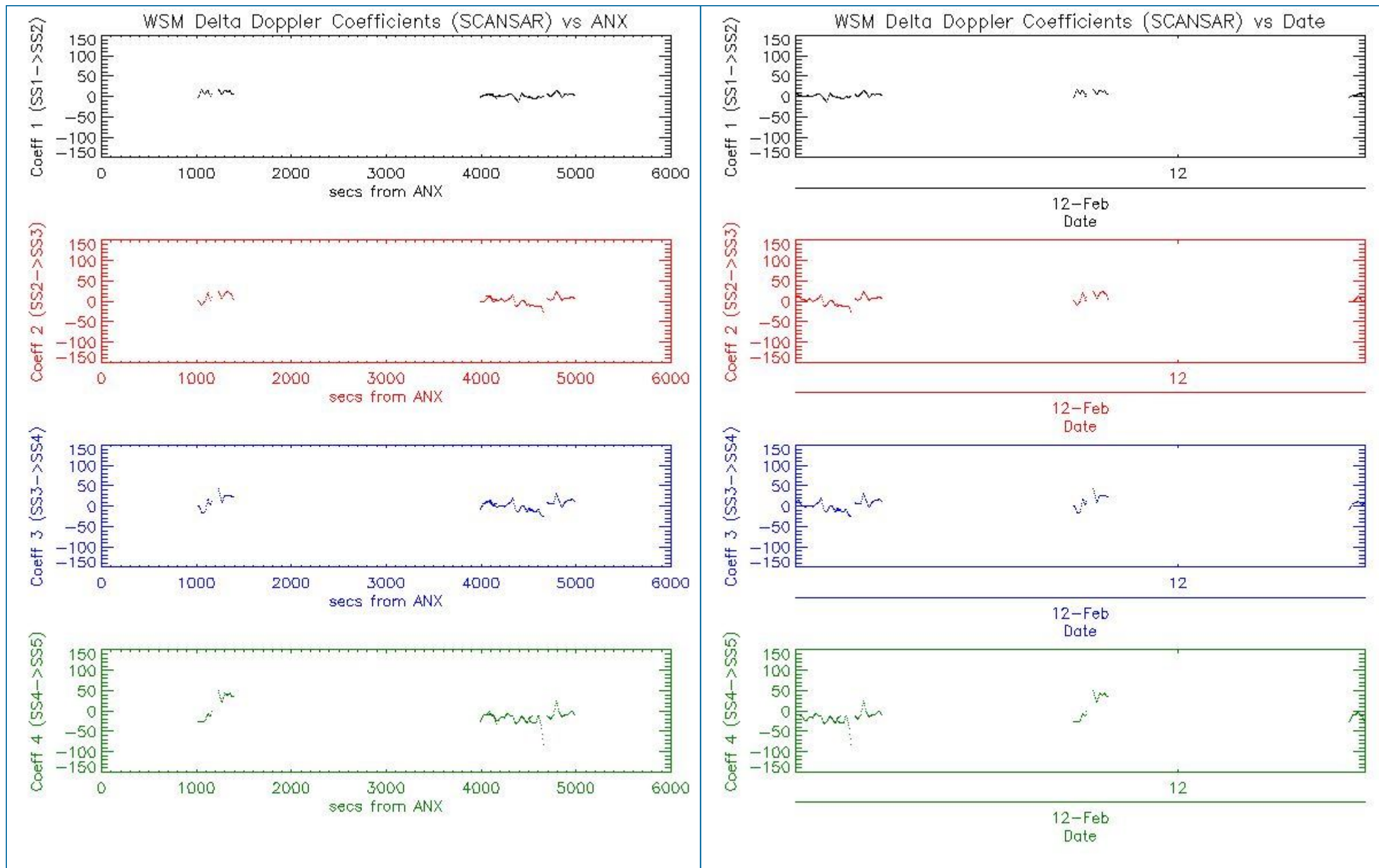




5.3 - Doppler JUMPS Analysis for WSM

[[BACK TO MENU](#)]

--	--




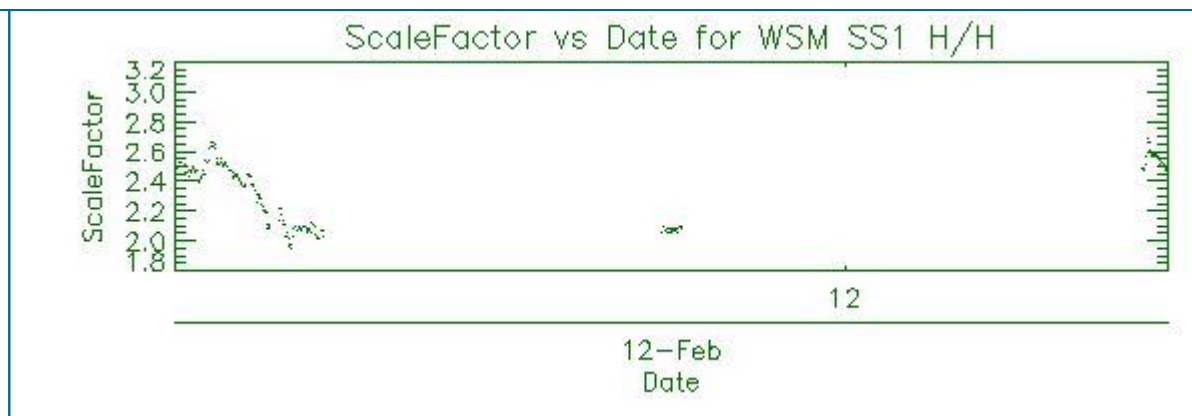
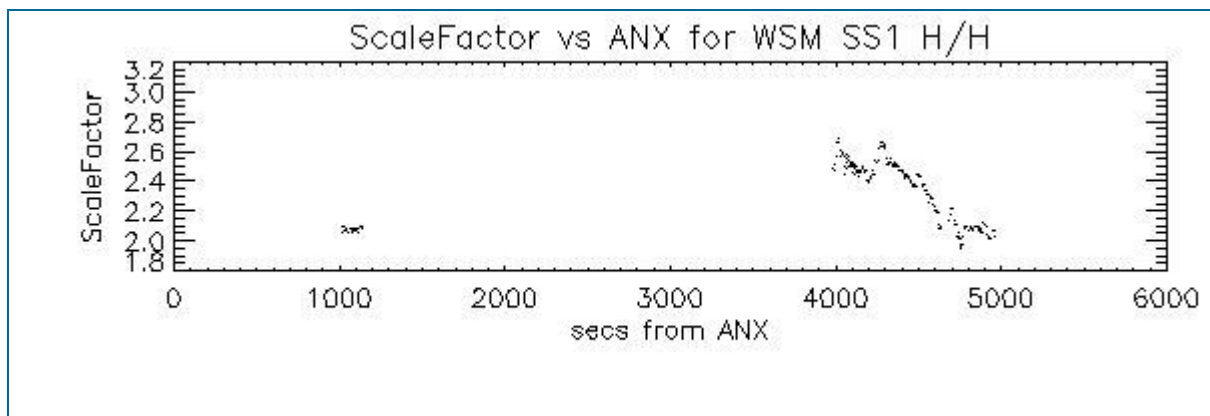
6 - CHIRP ANALYSIS

6.1 - Analysis for WSM SS1 H/H

6.1.1 - ScaleFactor

[BACK TO MENU]

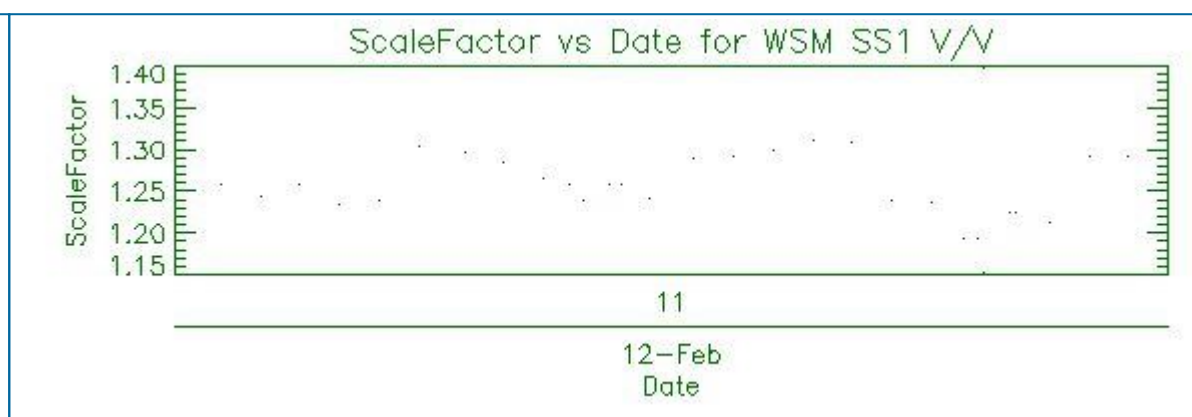
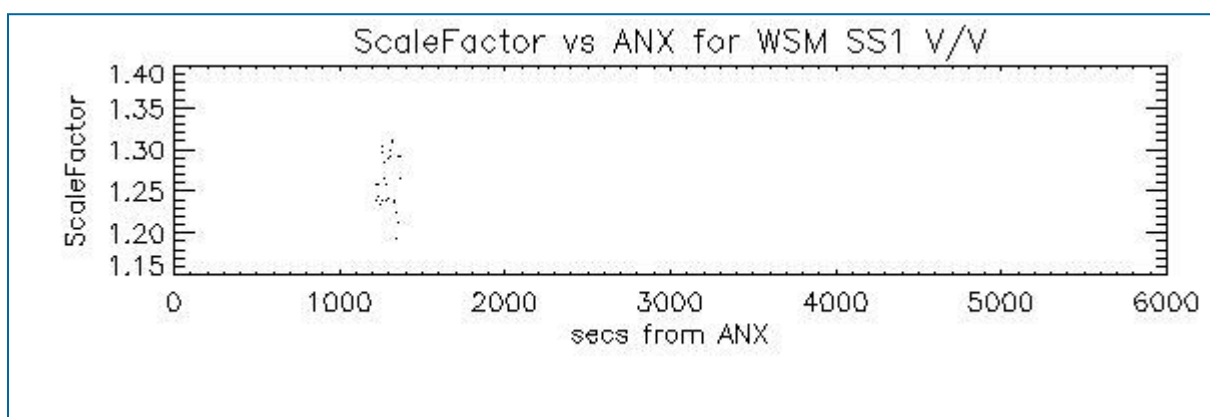




6.2 - Analysis for WSM SS1 V/V

6.2.1 - ScaleFactor

[[BACK TO MENU](#)]

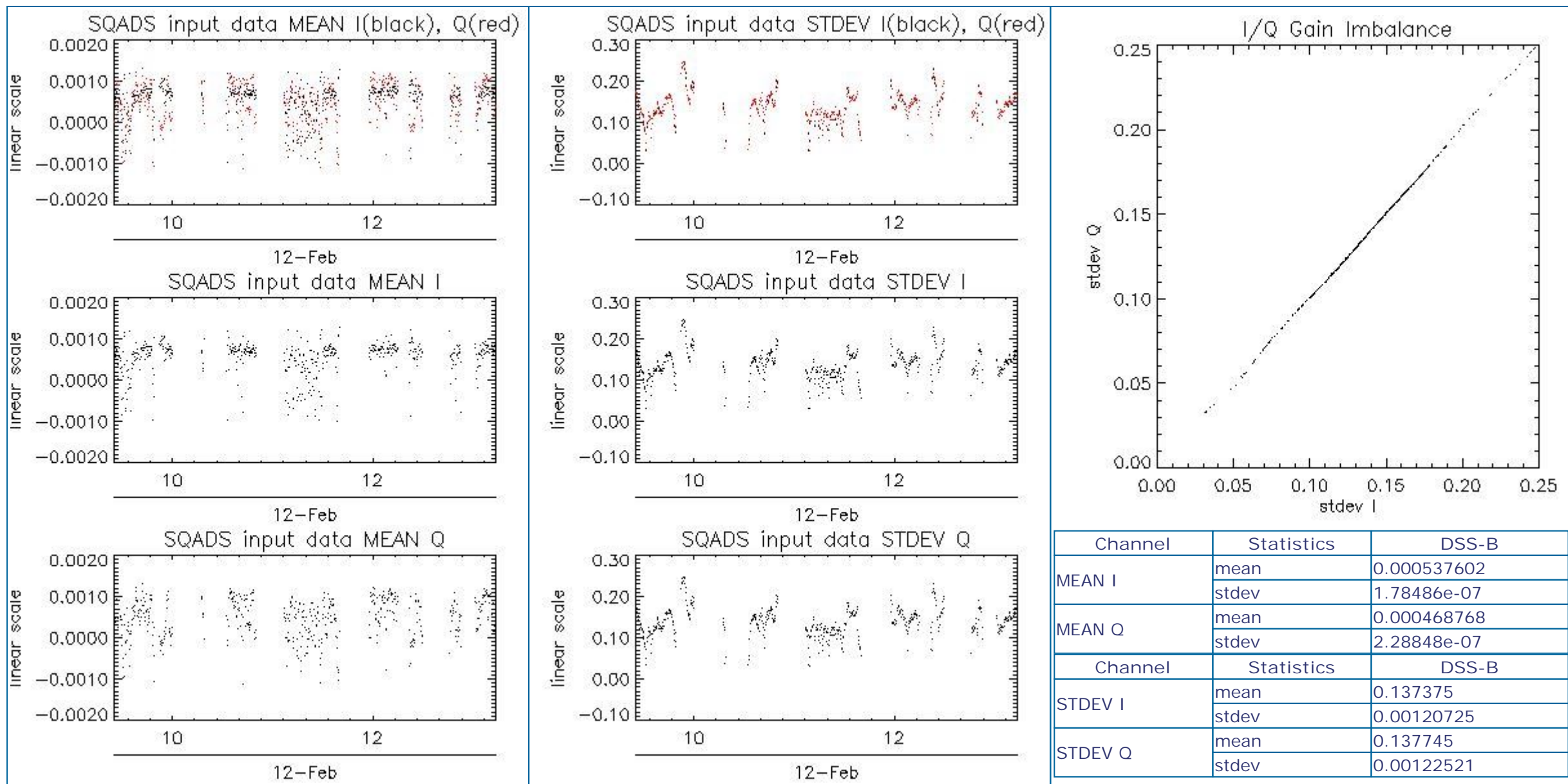


7 - RAW DATA ANALYSIS

7.1 - Analysis for WVS


[[BACK TO MENU](#)]

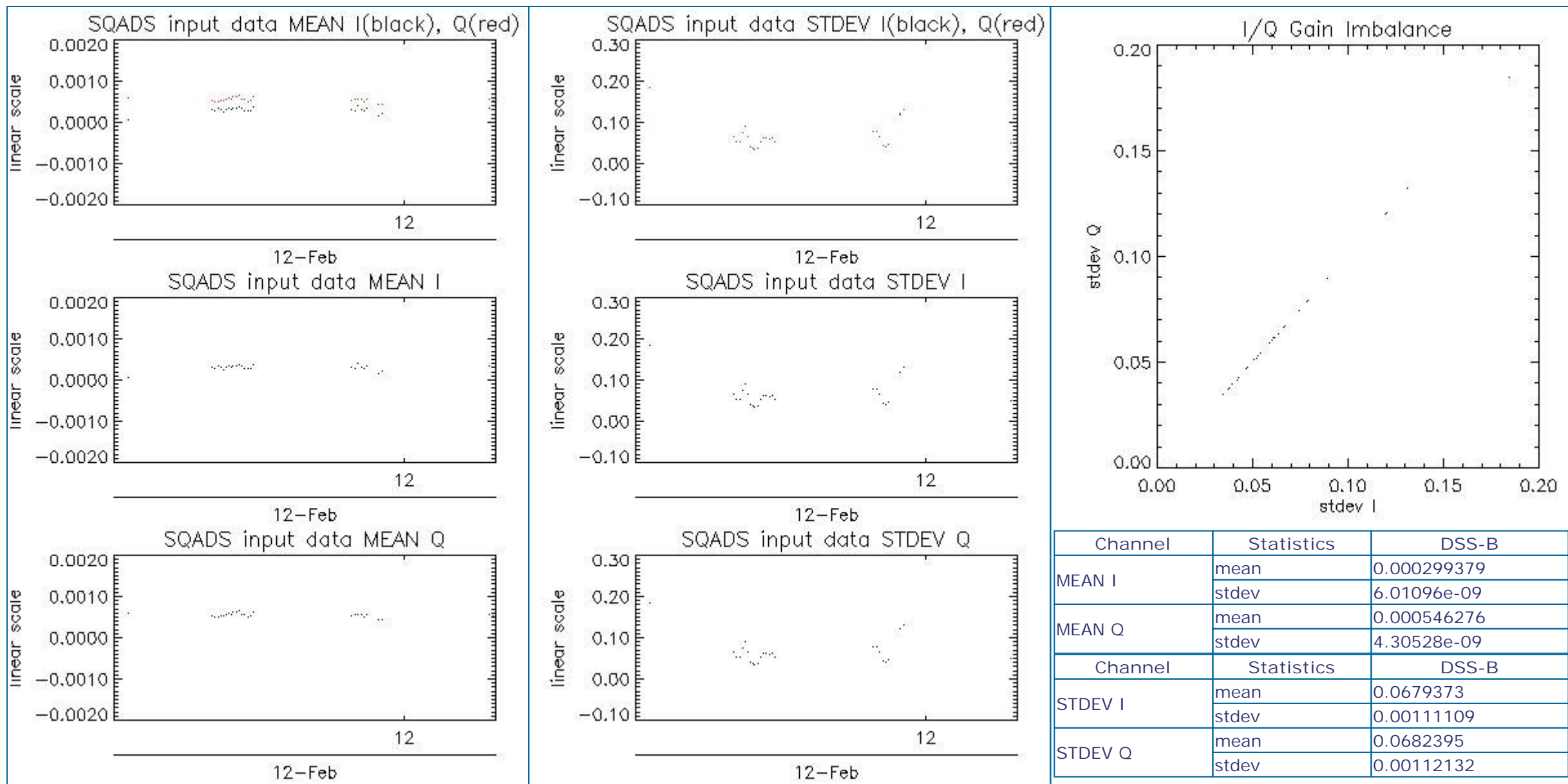
--	--	--	--



7.2 - Analysis for IMM

[\[BACK TO MENU \]](#)




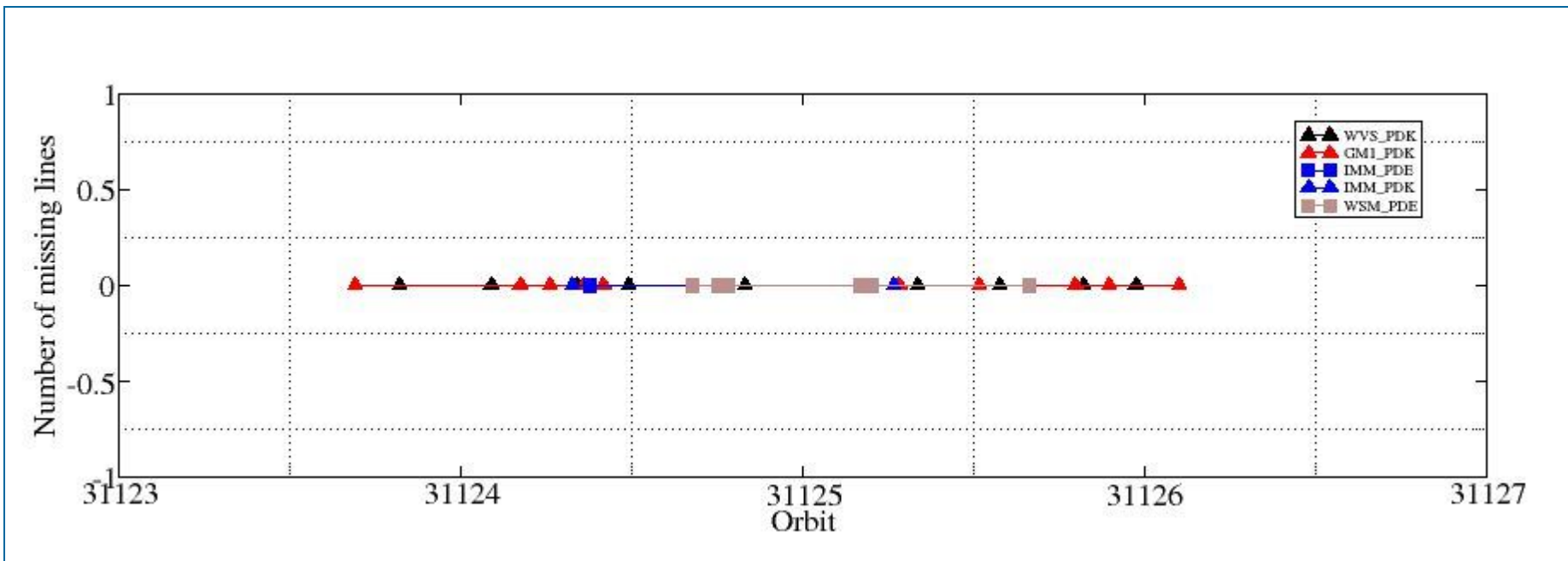


8 - TELEMETRY ANALYSIS

8.1 - Number of Missing lines

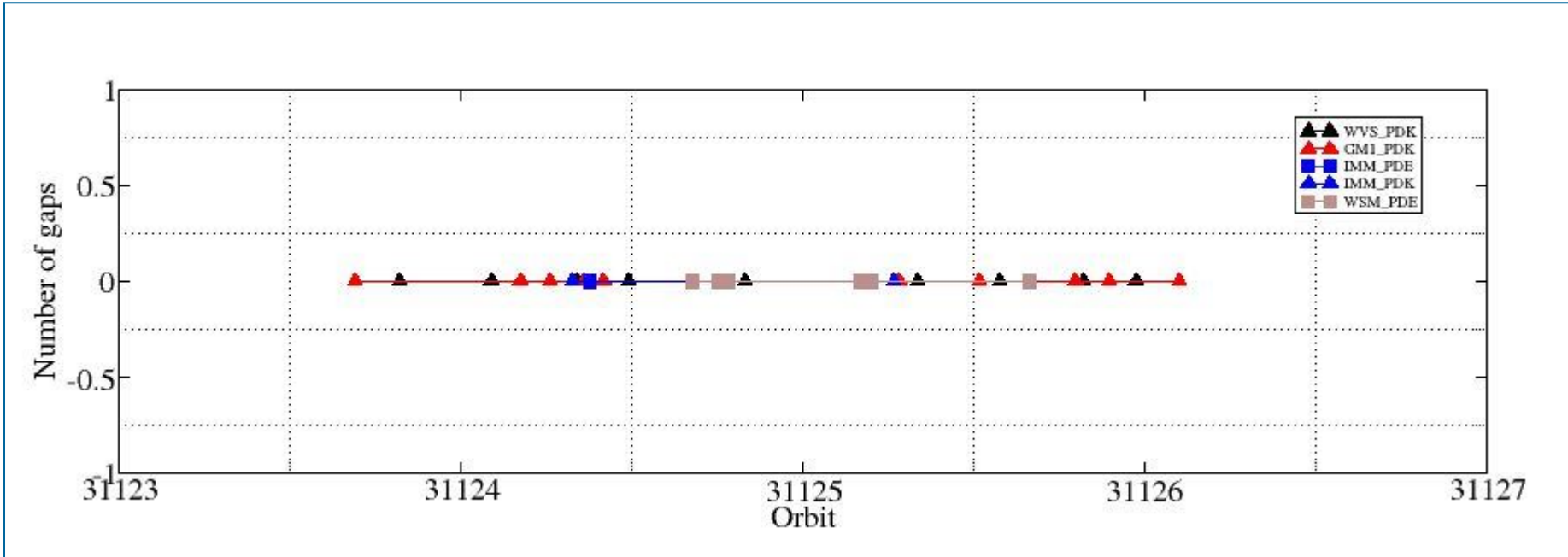
[BACK TO MENU]





8.2 - Number of Gaps

[\[BACK TO MENU \]](#)



ASAR DAILY REPORT for 080212
#####

MODE: DAILY
ANALYSIS: ALL
DATE: TODAY

Analysis will be performed from 2008-02-12 00:00:00 to 2008-02-12 17:00:02
Results will be exported to the directory: ./RESULTS/DAILY/080212/

DATA SUMMARY

Summary will be performed from 2008-02-12 00:00:00 to 2008-02-12 17:00:02
Results will be exported to the directory: ./RESULTS/DAILY/080212/DATA_SUMMARY

Creating directory ./RESULTS/DAILY/080212/DATA_SUMMARY...
Writing file ./RESULTS/DAILY/080212/DATA_SUMMARY/Data_summary.html...

Getting WVS products list from 2008-02-12 00:00:00 to 2008-02-12 17:00:02...
Writing file ./RESULTS/DAILY/080212/DATA_SUMMARY/List_WVS_products_used.xls...
Writing file ./RESULTS/DAILY/080212/DATA_SUMMARY/List_WVS_products_used.txt...

Getting GM1 products list from 2008-02-12 00:00:00 to 2008-02-12 17:00:02...
Writing file ./RESULTS/DAILY/080212/DATA_SUMMARY/List_GM1_products_used.xls...
Writing file ./RESULTS/DAILY/080212/DATA_SUMMARY/List_GM1_products_used.txt...

Getting APM products list from 2008-02-12 00:00:00 to 2008-02-12 17:00:02...
Writing file ./RESULTS/DAILY/080212/DATA_SUMMARY/List_APM_products_used.xls...
Writing file ./RESULTS/DAILY/080212/DATA_SUMMARY/List_APM_products_used.txt...

Getting IMM products list from 2008-02-12 00:00:00 to 2008-02-12 17:00:02...
Writing file ./RESULTS/DAILY/080212/DATA_SUMMARY/List_IMM_products_used.xls...
Writing file ./RESULTS/DAILY/080212/DATA_SUMMARY/List_IMM_products_used.txt...

Getting WSM products list from 2008-02-12 00:00:00 to 2008-02-12 17:00:02...
Writing file ./RESULTS/DAILY/080212/DATA_SUMMARY/List_WSM_products_used.xls...
Writing file ./RESULTS/DAILY/080212/DATA_SUMMARY/List_WSM_products_used.txt...

Getting MS products list from 2008-02-12 00:00:00 to 2008-02-12 17:00:02...
Writing file ./RESULTS/DAILY/080212/DATA_SUMMARY/List_MS_products_used.xls...
Writing file ./RESULTS/DAILY/080212/DATA_SUMMARY/List_MS_products_used.txt...

DATA SUMMARY completed
#####

AUXILIARY FILES ANALYSIS

Analysis will be performed from 2008-02-12 00:00:00 to 2008-02-12 17:00:02
Results will be exported to the directory: ./RESULTS/DAILY/080212/AUXILIARY

Creating directory ./RESULTS/DAILY/080212/AUXILIARY...

Looking for the IECF operational ADFs list...



No IECF ADFs list available for the selected period...

Writing file ./RESULTS/DAILY/080212/AUXILIARY/ASAR_ADFs_IECF_List3.html...

AUXILIARY FILES ANALYSIS completed

#####

MODULE STEPPING ANALYSIS

#####

Analysis will be performed from 2008-02-12 00:00:00 to 2008-02-12 17:00:02

Results will be exported to the directory: ./RESULTS/DAILY/080212/MODULE_STEPPING

Creating directory ./RESULTS/DAILY/080212/MODULE_STEPPING...
Creating directory ./RESULTS/DAILY/080212/MODULE_STEPPING/FIRST_REFERENCE...
Creating directory ./RESULTS/DAILY/080212/MODULE_STEPPING/SECOND_REFERENCE...
Creating directory ./RESULTS/DAILY/080212/MODULE_STEPPING/PREVIOUS_PRODUCT_REFERENCE...
Deleting old files...

Creating images comparing with second reference...

Exporting results to the directory ../../RESULTS/DAILY/080212/MODULE_STEPPING/SECOND_REFERENCE...

Polarization: H
Reference product: ASA_MS__0PNPDK20050922_062651_000000152041_00034_18625_0041.N1
Test product: ASA_MS__0PNPDK20080210_183644_000000162065_00485_31100_0476.N1

H
H
../../RESULTS/DAILY/080212/MODULE_STEPPING/SECOND_REFERENCE/TGH_20080210_183644-20050922_062651.png
../../RESULTS/DAILY/080212/MODULE_STEPPING/SECOND_REFERENCE/TPH_20080210_183644-20050922_062651.png
../../RESULTS/DAILY/080212/MODULE_STEPPING/SECOND_REFERENCE/RGH_20080210_183644-20050922_062651.png
../../RESULTS/DAILY/080212/MODULE_STEPPING/SECOND_REFERENCE/RPH_20080210_183644-20050922_062651.png

Polarization: V
Reference product: ASA_MS__0PNPDK20050923_055514_000000152041_00048_18639_0042.N1
Test product: ASA_MS__0PNPDK20080211_180506_000000162065_00499_31114_0477.N1

V
V
../../RESULTS/DAILY/080212/MODULE_STEPPING/SECOND_REFERENCE/TGV_20080211_180506-20050923_055514.png
../../RESULTS/DAILY/080212/MODULE_STEPPING/SECOND_REFERENCE/TPV_20080211_180506-20050923_055514.png
../../RESULTS/DAILY/080212/MODULE_STEPPING/SECOND_REFERENCE/RGV_20080211_180506-20050923_055514.png
../../RESULTS/DAILY/080212/MODULE_STEPPING/SECOND_REFERENCE/RPV_20080211_180506-20050923_055514.png

Creating images comparing with previous product reference...

Exporting results to the directory ../../RESULTS/DAILY/080212/MODULE_STEPPING/PREVIOUS_PRODUCT_REFERENCE...

Polarization: H
Reference product: ASA_MS__0PNPDK20080208_143810_000000162065_00454_31069_0475.N1
Test product: ASA_MS__0PNPDK20080210_183644_000000162065_00485_31100_0476.N1

H
H
../../RESULTS/DAILY/080212/MODULE_STEPPING/PREVIOUS_PRODUCT_REFERENCE/TGH_20080210_183644-20080208_143810.png
../../RESULTS/DAILY/080212/MODULE_STEPPING/PREVIOUS_PRODUCT_REFERENCE/TPH_20080210_183644-20080208_143810.png
../../RESULTS/DAILY/080212/MODULE_STEPPING/PREVIOUS_PRODUCT_REFERENCE/RGH_20080210_183644-20080208_143810.png
../../RESULTS/DAILY/080212/MODULE_STEPPING/PREVIOUS_PRODUCT_REFERENCE/RPH_20080210_183644-20080208_143810.png

Polarization: V
Reference product: ASA_MS__0PNPDE20080209_204857_000000162065_00472_31087_0266.N1
Test product: ASA_MS__0PNPDK20080211_180506_000000162065_00499_31114_0477.N1

V

V

../../RESULTS/DAILY/080212/MODULE_STEPPING/PREVIOUS_PRODUCT_REFERENCE/TGV_20080211_180506-20080209_204857.png
../../RESULTS/DAILY/080212/MODULE_STEPPING/PREVIOUS_PRODUCT_REFERENCE/TPV_20080211_180506-20080209_204857.png
../../RESULTS/DAILY/080212/MODULE_STEPPING/PREVIOUS_PRODUCT_REFERENCE/RGV_20080211_180506-20080209_204857.png
../../RESULTS/DAILY/080212/MODULE_STEPPING/PREVIOUS_PRODUCT_REFERENCE/RPV_20080211_180506-20080209_204857.png

MODULE_STEPPING ANALYSIS completed

#####

CALIBRATION PULSES ANALYSIS

#####

Creating directory ./RESULTS/DAILY/080212/CALIBRATION_PULSES...

ALL ROWS Analysis will be performed from 2008-02-12 00:00:00 to 2008-02-12 17:00:02

Analysing products WVS IS2 V/V

Writing image ../../RESULTS/DAILY/080212//CALIBRATION_PULSES/Calibration_pulses_all_rows_WVS_IS2_VV.png...

Analysing products GM1 SS3 H/H

Writing image ../../RESULTS/DAILY/080212//CALIBRATION_PULSES/Calibration_pulses_all_rows_GM1_SS3_HH.png...

TEMPORAL EVOLUTION Analysis will be performed from 2008-02-12 00:00:00 to 2008-02-12 17:00:02

Analysing products WVS IS2 V/V

Getting calibration pulses data for WVS IS2 V/V from 2008-02-12 00:00:00 to 2008-02-12 17:00:02. Rows: 1/5/9/13/17/21/25/29

Writing file ./RESULTS/DAILY/080212/CALIBRATION_PULSES/Calibration_pulses_data_WVS_IS2_VV_2008-02-12_1.dat...

Writing ../../RESULTS/DAILY/080212//CALIBRATION_PULSES/Average_P1_P1a_P2_P3_WVS_IS2_VV_1.png...

Writing ../../RESULTS/DAILY/080212//CALIBRATION_PULSES/Transmit_Power_WVS_IS2_VV_1.png...

Getting calibration pulses data for WVS IS2 V/V from 2008-02-12 00:00:00 to 2008-02-12 17:00:02. Rows: 2/6/10/14/18/22/26/30

Writing file ./RESULTS/DAILY/080212/CALIBRATION_PULSES/Calibration_pulses_data_WVS_IS2_VV_2008-02-12_2.dat...

Writing ../../RESULTS/DAILY/080212//CALIBRATION_PULSES/Average_P1_P1a_P2_P3_WVS_IS2_VV_2.png...

Writing ../../RESULTS/DAILY/080212//CALIBRATION_PULSES/Transmit_Power_WVS_IS2_VV_2.png...

Getting calibration pulses data for WVS IS2 V/V from 2008-02-12 00:00:00 to 2008-02-12 17:00:02. Rows: 3/7/11/15/19/23/27/31

Writing file ./RESULTS/DAILY/080212/CALIBRATION_PULSES/Calibration_pulses_data_WVS_IS2_VV_2008-02-12_3.dat...

Writing ../../RESULTS/DAILY/080212//CALIBRATION_PULSES/Average_P1_P1a_P2_P3_WVS_IS2_VV_3.png...

Writing ../../RESULTS/DAILY/080212//CALIBRATION_PULSES/Transmit_Power_WVS_IS2_VV_3.png...

Getting calibration pulses data for WVS IS2 V/V from 2008-02-12 00:00:00 to 2008-02-12 17:00:02. Rows: 4/8/12/16/20/24/28/32

Writing file ./RESULTS/DAILY/080212/CALIBRATION_PULSES/Calibration_pulses_data_WVS_IS2_VV_2008-02-12_4.dat...

Writing ../../RESULTS/DAILY/080212//CALIBRATION_PULSES/Average_P1_P1a_P2_P3_WVS_IS2_VV_4.png...

Writing ../../RESULTS/DAILY/080212//CALIBRATION_PULSES/Transmit_Power_WVS_IS2_VV_4.png...

Analysing products GM1 SS3 H/H

Getting calibration pulses data for GM1 SS3 H/H from 2008-02-12 00:00:00 to 2008-02-12 17:00:02. Rows: 1/5/9/13/17/21/25/29

Writing file ./RESULTS/DAILY/080212/CALIBRATION_PULSES/Calibration_pulses_data_GM1_SS3_HH_2008-02-12_1.dat...

Writing ../../RESULTS/DAILY/080212//CALIBRATION_PULSES/Average_P1_P1a_P2_P3_GM1_SS3_HH_1.png...

Writing ../../RESULTS/DAILY/080212//CALIBRATION_PULSES/Transmit_Power_GM1_SS3_HH_1.png...

Getting calibration pulses data for GM1 SS3 H/H from 2008-02-12 00:00:00 to 2008-02-12 17:00:02. Rows: 2/6/10/14/18/22/26/30

Writing file ./RESULTS/DAILY/080212/CALIBRATION_PULSES/Calibration_pulses_data_GM1_SS3_HH_2008-02-12_2.dat...

Writing ../../RESULTS/DAILY/080212//CALIBRATION_PULSES/Average_P1_P1a_P2_P3_GM1_SS3_HH_2.png...

Writing ../../RESULTS/DAILY/080212//CALIBRATION_PULSES/Transmit_Power_GM1_SS3_HH_2.png...



Getting calibration pulses data for GM1 SS3 H/H from 2008-02-12 00:00:00 to 2008-02-12 17:00:02. Rows: 3/7/11/15/19/23/27/31
 Writing file ./RESULTS/DAILY/080212/CALIBRATION_PULSES/Calibration_pulses_data_GM1_SS3_HH_2008-02-12_3.dat...
 Writing ../../RESULTS/DAILY/080212//CALIBRATION_PULSES/Average_P1_P1a_P2_P3_GM1_SS3_HH_3.png...
 Writing ../../RESULTS/DAILY/080212//CALIBRATION_PULSES/Transmit_Power_GM1_SS3_HH_3.png...

Getting calibration pulses data for GM1 SS3 H/H from 2008-02-12 00:00:00 to 2008-02-12 17:00:02. Rows: 4/8/12/16/20/24/28/32
 Writing file ./RESULTS/DAILY/080212/CALIBRATION_PULSES/Calibration_pulses_data_GM1_SS3_HH_2008-02-12_4.dat...
 Writing ../../RESULTS/DAILY/080212//CALIBRATION_PULSES/Average_P1_P1a_P2_P3_GM1_SS3_HH_4.png...
 Writing ../../RESULTS/DAILY/080212//CALIBRATION_PULSES/Transmit_Power_GM1_SS3_HH_4.png...

CALIBRATION PULSES ANALYSIS completed
 #####

DOPPLER ANALYSIS
 #####
 Creating directory ./RESULTS/DAILY/080212/DOPPLER...

 DOPPLER ANX Analysis will be performed from 2008-02-12 00:00:00 to 2008-02-12 17:00:02

Analysing products WVS IS2 V/V
 Getting doppler data for WVS IS2 V/V from 2008-02-12 00:00:00 to 2008-02-12 17:00:02...
 Writing file ./RESULTS/DAILY/080212/DOPPLER/Doppler_data_WVS_IS2_VV_2008-02-12.dat...
 Running IDL program...
 Writing file ../../RESULTS/DAILY/080212/DOPPLER/DOPPLER_ANX_WVS_IS2_VV.png...

Analysing products GM1 SS1 H/H
 Getting doppler data for GM1 SS1 H/H from 2008-02-12 00:00:00 to 2008-02-12 17:00:02...
 Writing file ./RESULTS/DAILY/080212/DOPPLER/Doppler_data_GM1_SS1_HH_2008-02-12.dat...
 Running IDL program...
 Writing file ../../RESULTS/DAILY/080212/DOPPLER/DOPPLER_ANX_GM1_SS1_HH.png...

 DOPPLER JUMPS Analysis will be performed on WSM products from 2008-02-12 00:00:00 to 2008-02-12 17:00:02

Analysing by default products WSM
 Getting doppler jumps data for WSM from 2008-02-12 00:00:00 to 2008-02-12 17:00:02...
 Writing file ./RESULTS/DAILY/080212/DOPPLER/Doppler_Jumps_data_WSM_2008-02-12.dat...
 Running IDL program...
 Writing file ../../RESULTS/DAILY/080212/DOPPLER/DOPPLER_JUMPS_ANX_WSM.png...
 Writing file ../../RESULTS/DAILY/080212/DOPPLER/DOPPLER_JUMPS_Date_WSM.png...

 DOPPLER MAP Analysis will be performed from 2008-02-12 00:00:00 to 2008-02-12 17:00:02

Analysing products WVS IS2 V/V
 Loading predicted doppler values....
 Phase: descending
 Found data...
 Computing mean error doppler estimated-predicted...
 Mean error = 60.908138 Hz
 Writing file ../../RESULTS/DAILY/080212//DOPPLER/DOPPLER_Estimated-Predicted-MeanError_WVS_IS2_VV_desc.jpg...
 Writing file ../../RESULTS/DAILY/080212//DOPPLER/DOPPLER_Absolute_WVS_IS2_VV_desc.jpg...

```
Loading predicted doppler values....
Phase: ascending
Found data...
Computing mean error doppler estimated-predicted...
Mean error = -8.4602371 Hz
Writing file ../../RESULTS/DAILY/080212//DOPPLER/DOPPLER_Estimated-Predicted-MeanError_WVS_IS2_VV_asc.jpg...
Writing file ../../RESULTS/DAILY/080212//DOPPLER/DOPPLER_Absolute_WVS_IS2_VV_asc.jpg...
```

```
Analysing products GM1 SS1 H/H
Loading predicted doppler values....
Phase: descending
Found data...
Computing mean error doppler estimated-predicted...
Mean error = 113.07938 Hz
Writing file ../../RESULTS/DAILY/080212//DOPPLER/DOPPLER_Estimated-Predicted-MeanError_GM1_SS1_HH_desc.jpg...
Writing file ../../RESULTS/DAILY/080212//DOPPLER/DOPPLER_Absolute_GM1_SS1_HH_desc.jpg...
```

```
Loading predicted doppler values....
Phase: ascending
Found data...
Computing mean error doppler estimated-predicted...
Mean error = 11.021727 Hz
Writing file ../../RESULTS/DAILY/080212//DOPPLER/DOPPLER_Estimated-Predicted-MeanError_GM1_SS1_HH_asc.jpg...
Writing file ../../RESULTS/DAILY/080212//DOPPLER/DOPPLER_Absolute_GM1_SS1_HH_asc.jpg...
```

```
DOPPLER ANALYSIS completed
#####
```

```
CHIRP ANALYSIS
#####
Creating directory ./RESULTS/DAILY/080212/CHIRP...
```

```
*****
*****
CHIRP Analysis will be performed from 2008-02-12 00:00:00 to 2008-02-12 17:00:02
```

```
Analysing products WSM SS1 H/H
*****
Getting ScaleFactor data for WSM SS1 H/H from 2008-02-12 00:00:00 to 2008-02-12 17:00:02...
Writing file ./RESULTS/DAILY/080212/CHIRP/ScaleFactor_data_WSM_SS1_HH_2008-02-12.dat...
Running IDL program...
Writing file ../../RESULTS/DAILY/080212/CHIRP/ScaleFactor_ANX_WSM_SS1_HH.png...
Writing file ../../RESULTS/DAILY/080212/CHIRP/ScaleFactor_DATE_WSM_SS1_HH.png...
```

```
Analysing products WSM SS1 V/V
*****
Getting ScaleFactor data for WSM SS1 V/V from 2008-02-12 00:00:00 to 2008-02-12 17:00:02...
Writing file ./RESULTS/DAILY/080212/CHIRP/ScaleFactor_data_WSM_SS1_VV_2008-02-12.dat...
Running IDL program...
Writing file ../../RESULTS/DAILY/080212/CHIRP/ScaleFactor_ANX_WSM_SS1_VV.png...
Writing file ../../RESULTS/DAILY/080212/CHIRP/ScaleFactor_DATE_WSM_SS1_VV.png...
```

```
CHIRP ANALYSIS completed
#####
```


RAW DATA ANALYSIS

Analysis will be performed from 2008-02-12 00:00:00 to 2008-02-12 17:00:02
Results will be exported to the directory: ./RESULTS/DAILY/080212/RAW_DATA

Creating directory ./RESULTS/DAILY/080212/RAW_DATA...

Getting raw data for WVS from 2008-02-12 00:00:00 to 2008-02-12 17:00:02...
Writing file ./RESULTS/DAILY/080212/RAW_DATA/Raw_data_WVS_2008-02-12.dat...
Running IDL program to create graphs...

Creating image ../RESULTS/DAILY/080212/RAW_DATA/Raw_data_WVS_input_mean.png...
Creating image ../RESULTS/DAILY/080212/RAW_DATA/Raw_data_WVS_input_stdev.png...
Creating image ../RESULTS/DAILY/080212/RAW_DATA/Raw_data_WVS_gain_imbalance.png...

Getting raw data for IMM from 2008-02-12 00:00:00 to 2008-02-12 17:00:02...
Writing file ./RESULTS/DAILY/080212/RAW_DATA/Raw_data_IMM_2008-02-12.dat...
Running IDL program to create graphs...

Creating image ../RESULTS/DAILY/080212/RAW_DATA/Raw_data_IMM_input_mean.png...
Creating image ../RESULTS/DAILY/080212/RAW_DATA/Raw_data_IMM_input_stdev.png...
Creating image ../RESULTS/DAILY/080212/RAW_DATA/Raw_data_IMM_gain_imbalance.png...

RAW DATA ANALYSIS completed

#####

TELEMETRY ANALYSIS

Analysis will be performed from 2008-02-12 00:00:00 to 2008-02-12 17:00:02
Results will be exported to the directory: ./RESULTS/DAILY/080212/TELEMETRY

Creating directory ./RESULTS/DAILY/080212/TELEMETRY...

Looking for gaps and missing lines in WVS products...

No products from PDE...
Checking 9 products from PDK...

Looking for gaps and missing lines in GM1 products...

No products from PDE...
Checking 10 products from PDK...

Looking for gaps and missing lines in APM products...

No products from PDE...
No products from PDK...

Looking for gaps and missing lines in IMM products...

Checking 1 products from PDE...
Checking 2 products from PDK...

Looking for gaps and missing lines in WSM products...

Checking 6 products from PDE...
No products from PDK...

Creating graph of missing lines and gaps...



Creating image: ./RESULTS/DAILY/080212/TELEMETRY/TELEMETRY_Missing_lines.png...
Creating image: ./RESULTS/DAILY/080212/TELEMETRY/TELEMETRY_Gaps.png...

TELEMETRY ANALYSIS completed
#####

BROWSE PRODUCTS ANALYSIS
#####
Analysis will be performed on 2008-02-12

Scanning directory /nas3/ENVISAT/ASAR//ASA_GM_BP...
Results will be exported to the directory: /nas3/ENVISAT/ASAR//ASA_GM_BP/JPG/20080212/

ANALYSIS COMPLETED: 0 GM browse products to see...

Scanning directory /nas3/ENVISAT/ASAR//ASA_AP_BP...
Results will be exported to the directory: /nas3/ENVISAT/ASAR//ASA_AP_BP/JPG/20080212/

ANALYSIS COMPLETED: 0 AP browse products to see...

Scanning directory /nas3/ENVISAT/ASAR//ASA_IM_BP...
Results will be exported to the directory: /nas3/ENVISAT/ASAR//ASA_IM_BP/JPG/20080212/

ANALYSIS COMPLETED: 0 IM browse products to see...

Scanning directory /nas3/ENVISAT/ASAR//ASA_WS_BP...
Results will be exported to the directory: /nas3/ENVISAT/ASAR//ASA_WS_BP/JPG/20080212/

ANALYSIS COMPLETED: 0 WS browse products to see...

BROWSE PRODUCTS ANALYSIS completed
#####

HTML REPORT generation
#####

Building file ./RESULTS/DAILY/080212/asarReport.html...
Building DATA SUMMARY section...
Building AUXILIARY FILES ANALYSIS section...
Building MODULE STEPPING ANALYSIS section...
Building CALIBRATION PULSES ANALYSIS section...
Building DOPPLER ANALYSIS section...
Building CHIRP ANALYSIS section...
Building RAW DATA ANALYSIS section...
Building TELEMETRY ANALYSIS section...

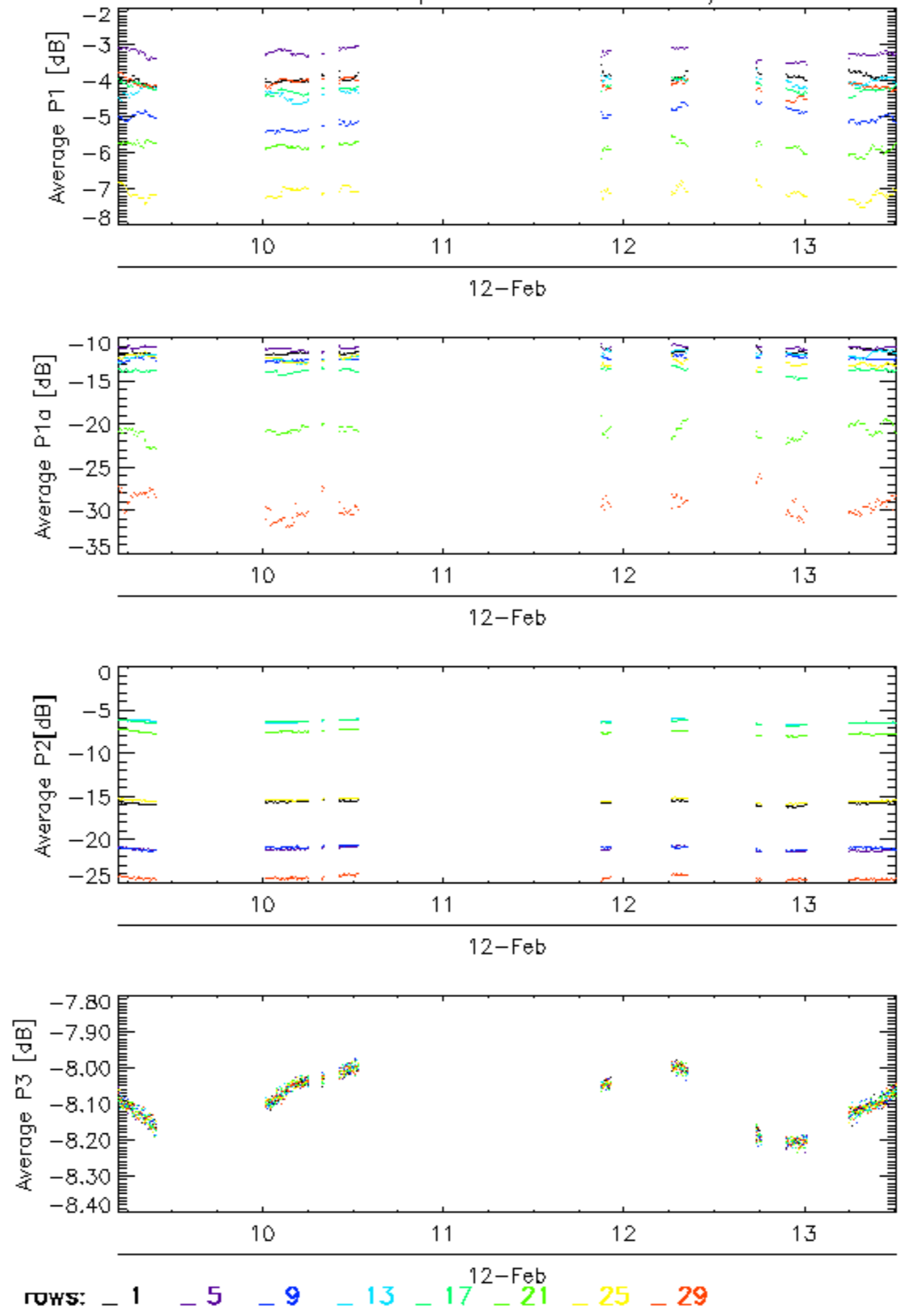
HTML REPORT generation completed
#####



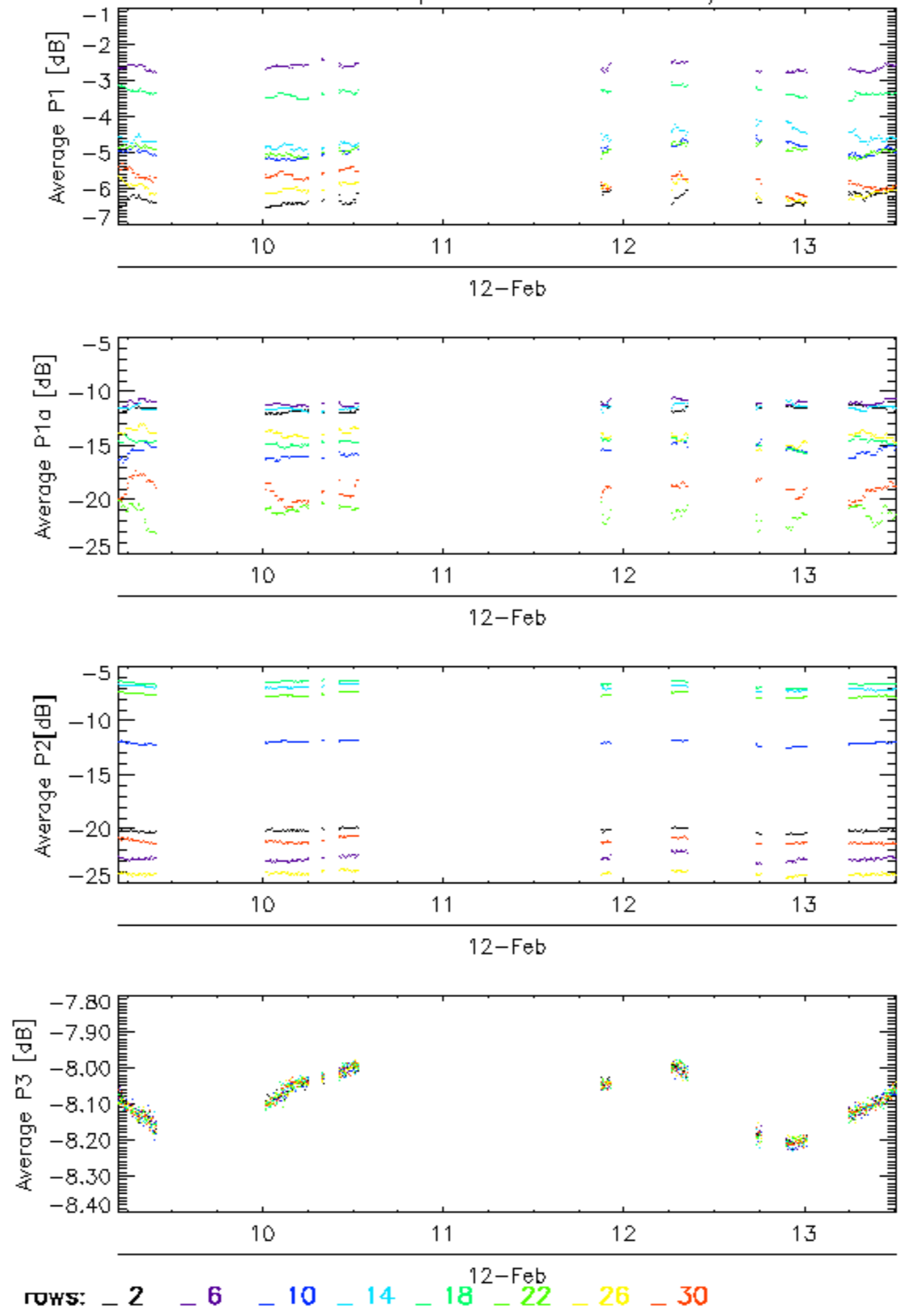
ASAR Daily Report



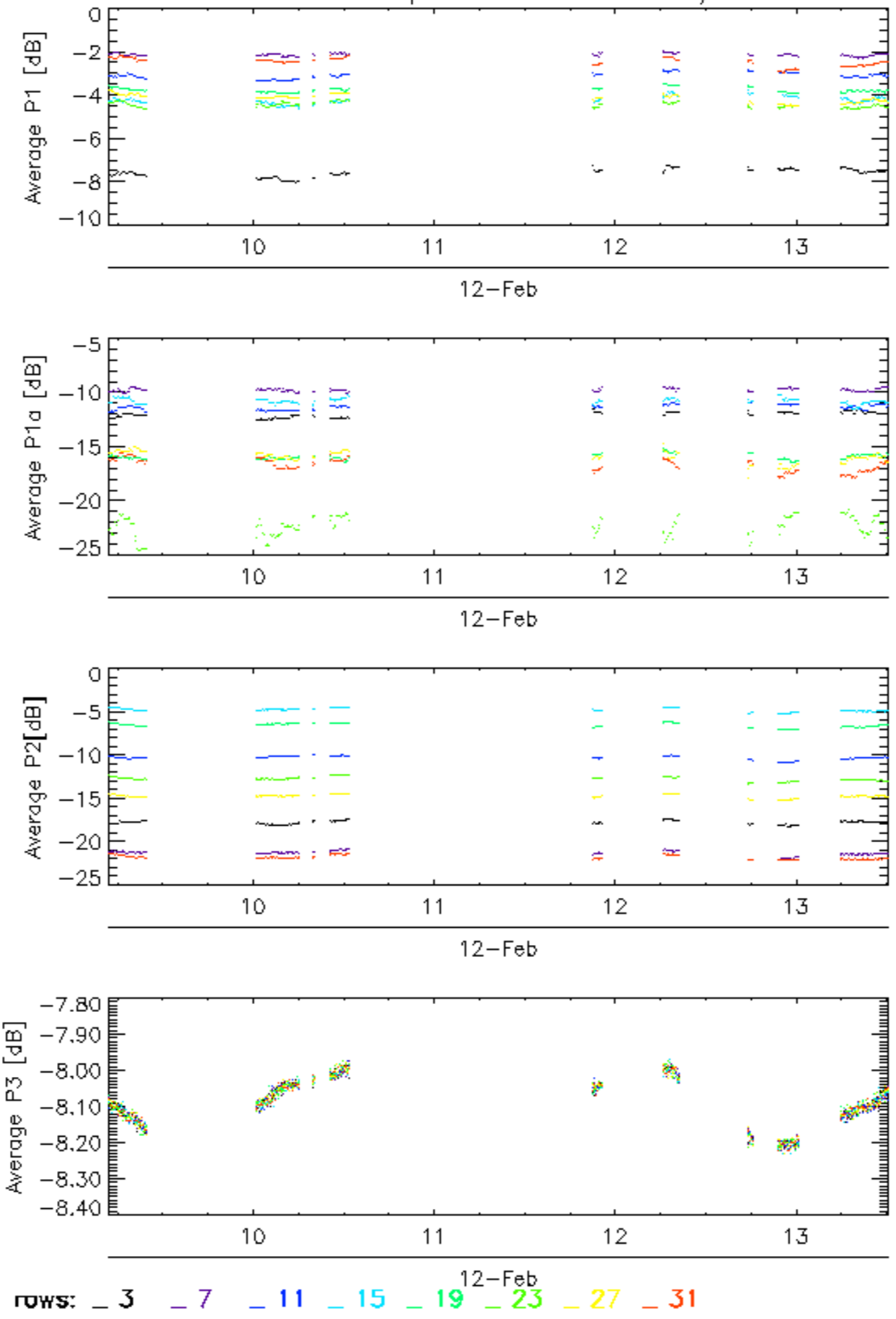
Calibration pulses for GM1 SS3 H/H



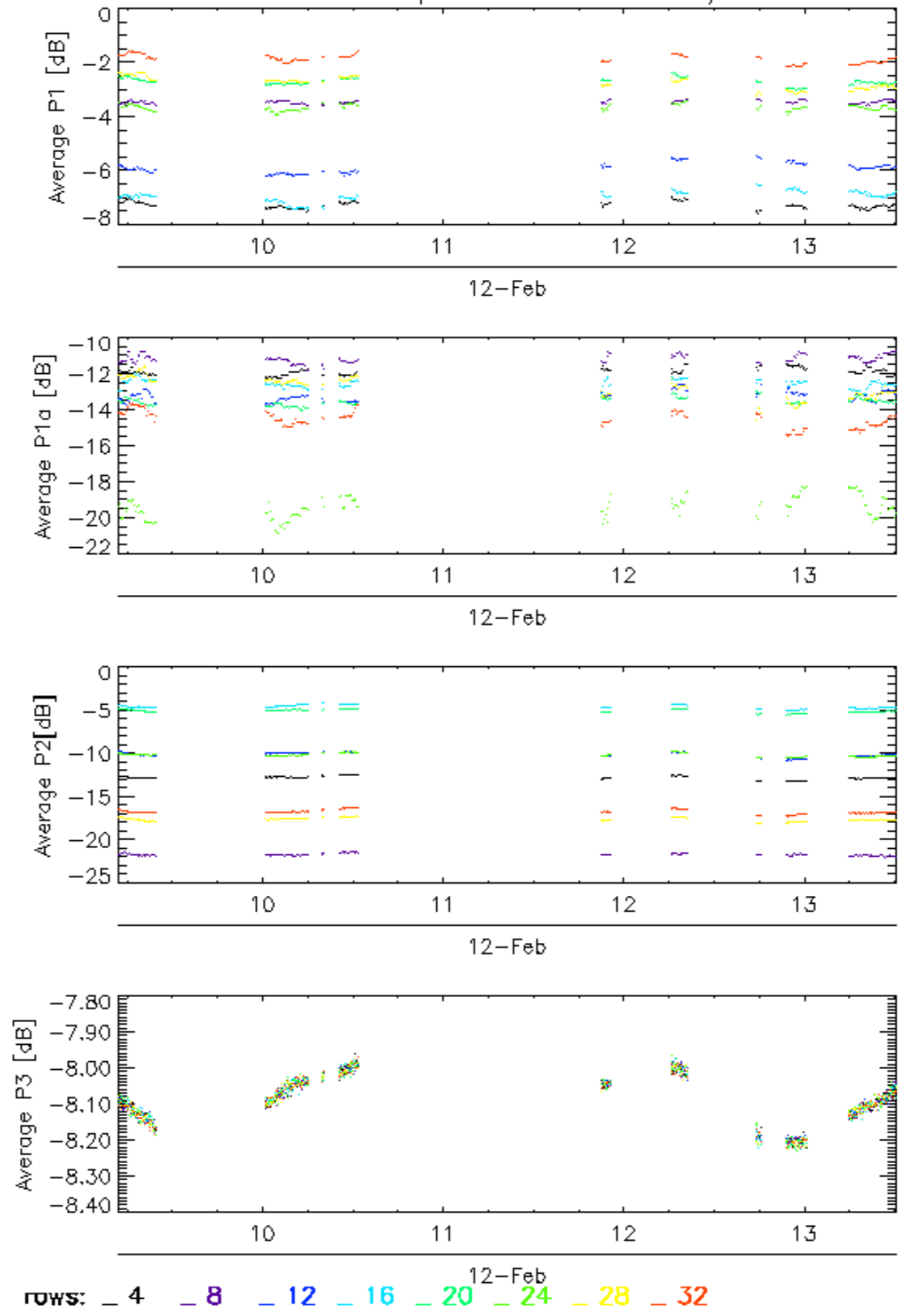
Calibration pulses for GM1 SS3 H/H



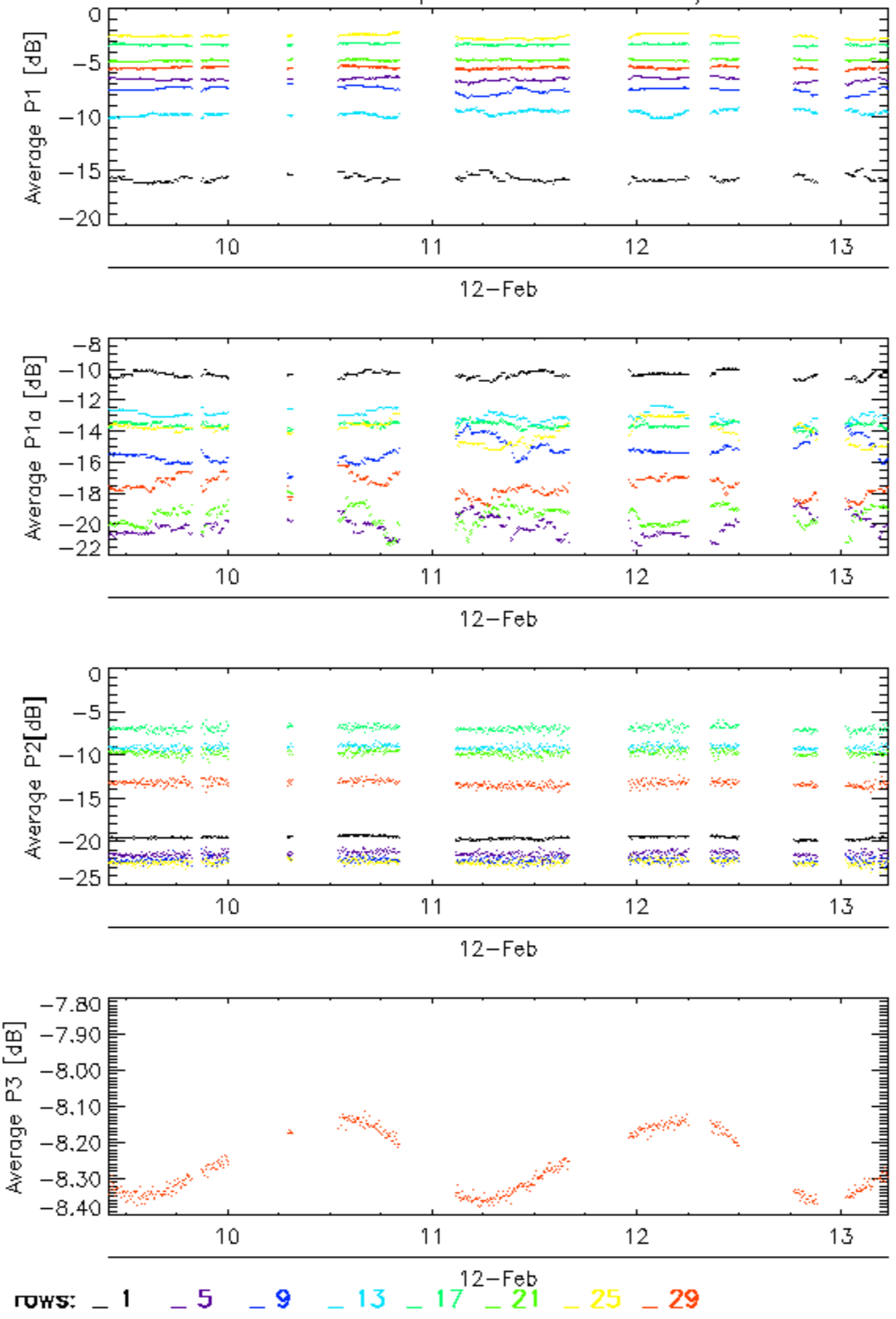
Calibration pulses for GM1 SS3 H/H



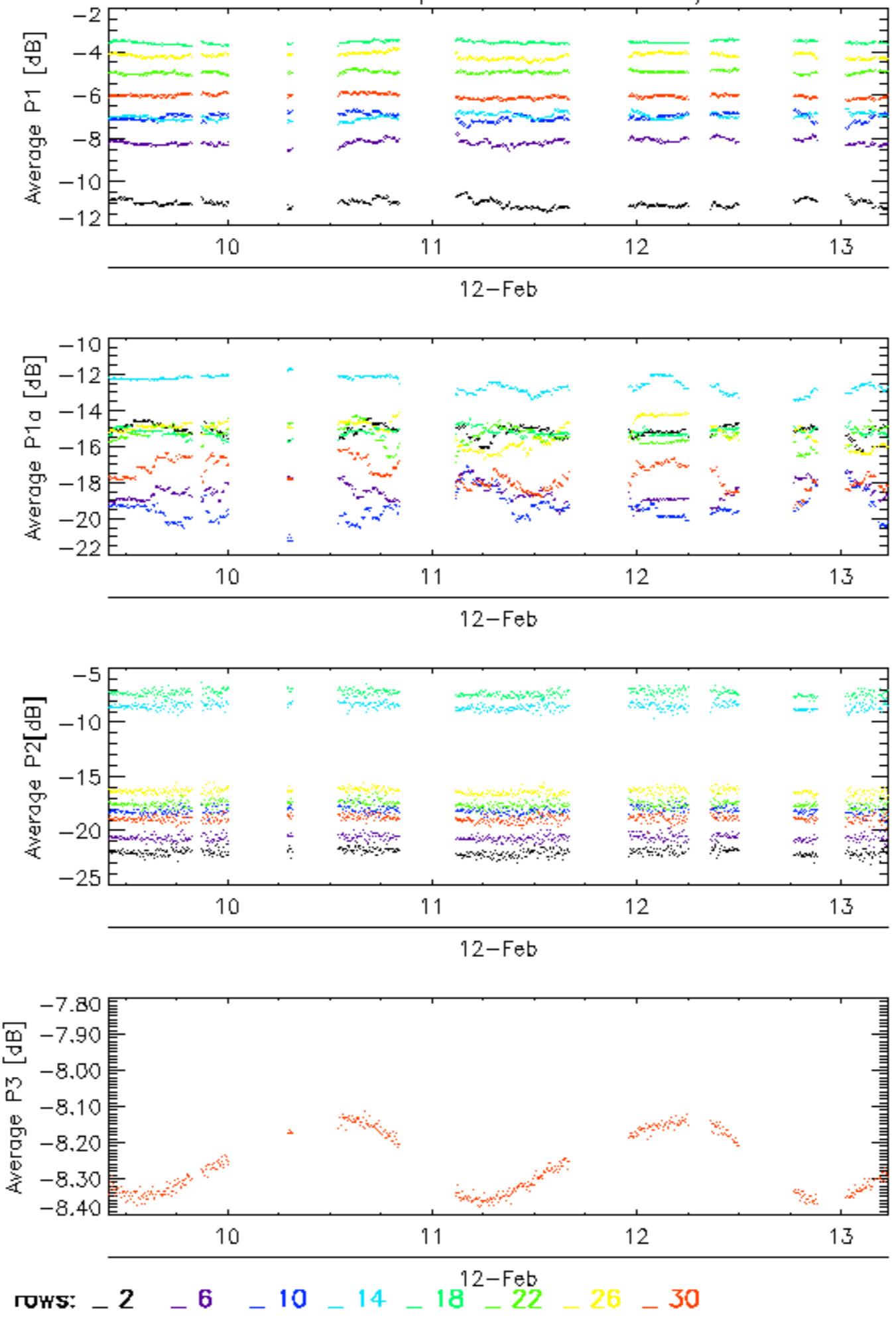
Calibration pulses for GM1 SS3 H/H



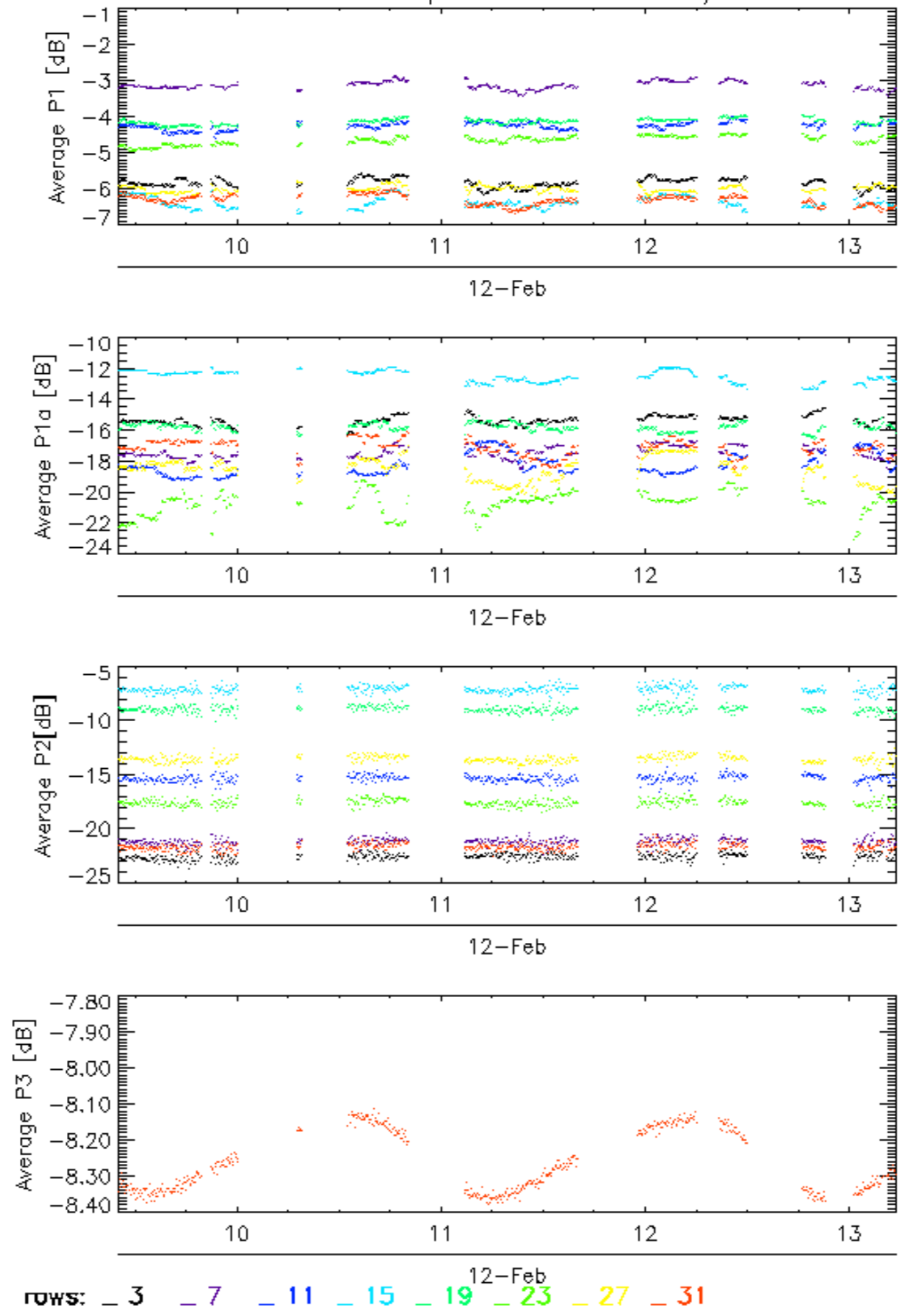
Calibration pulses for WVS IS2 V/V



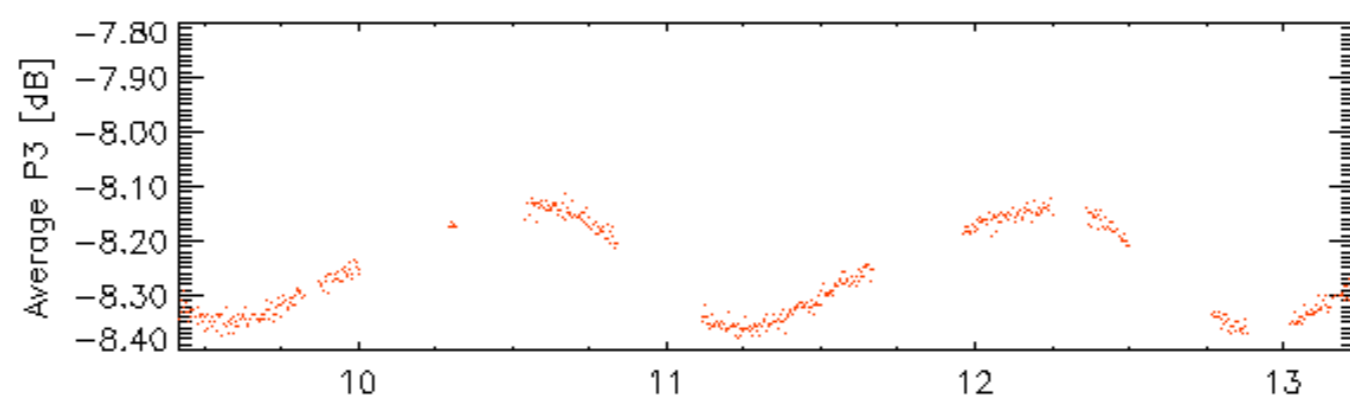
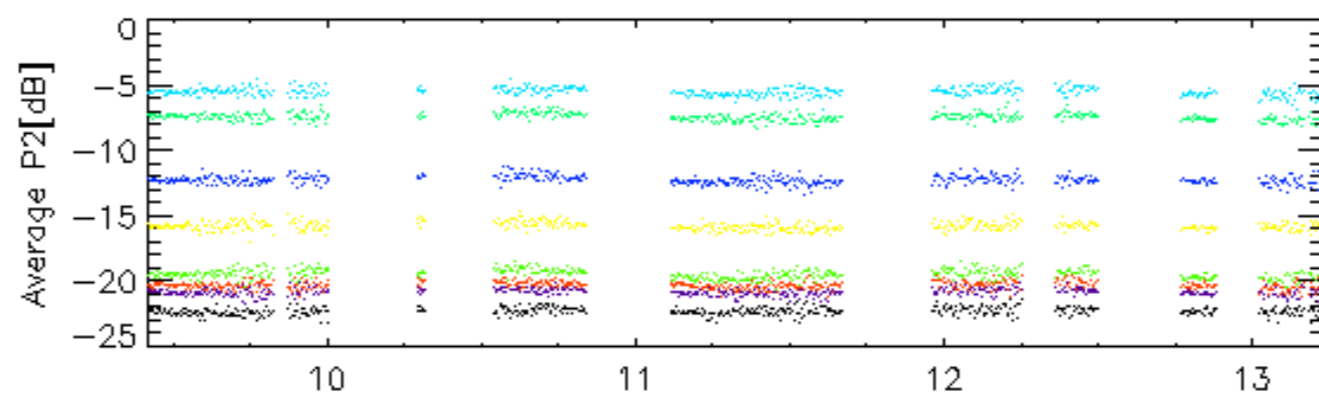
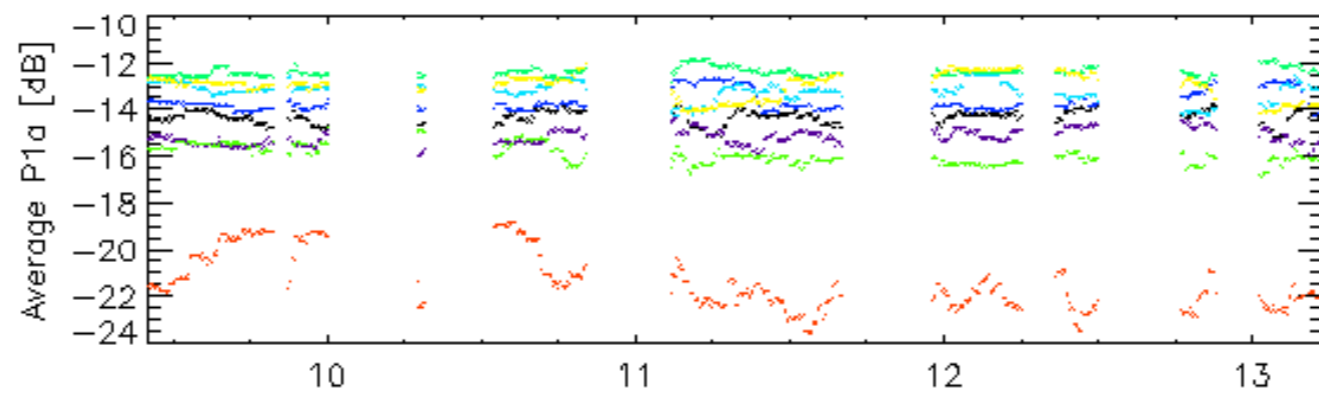
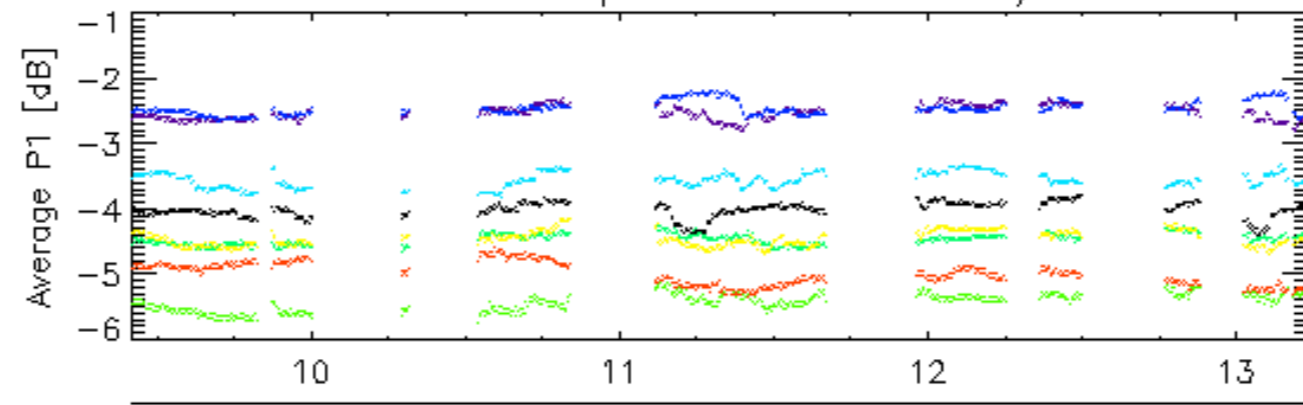
Calibration pulses for WVS IS2 V/V



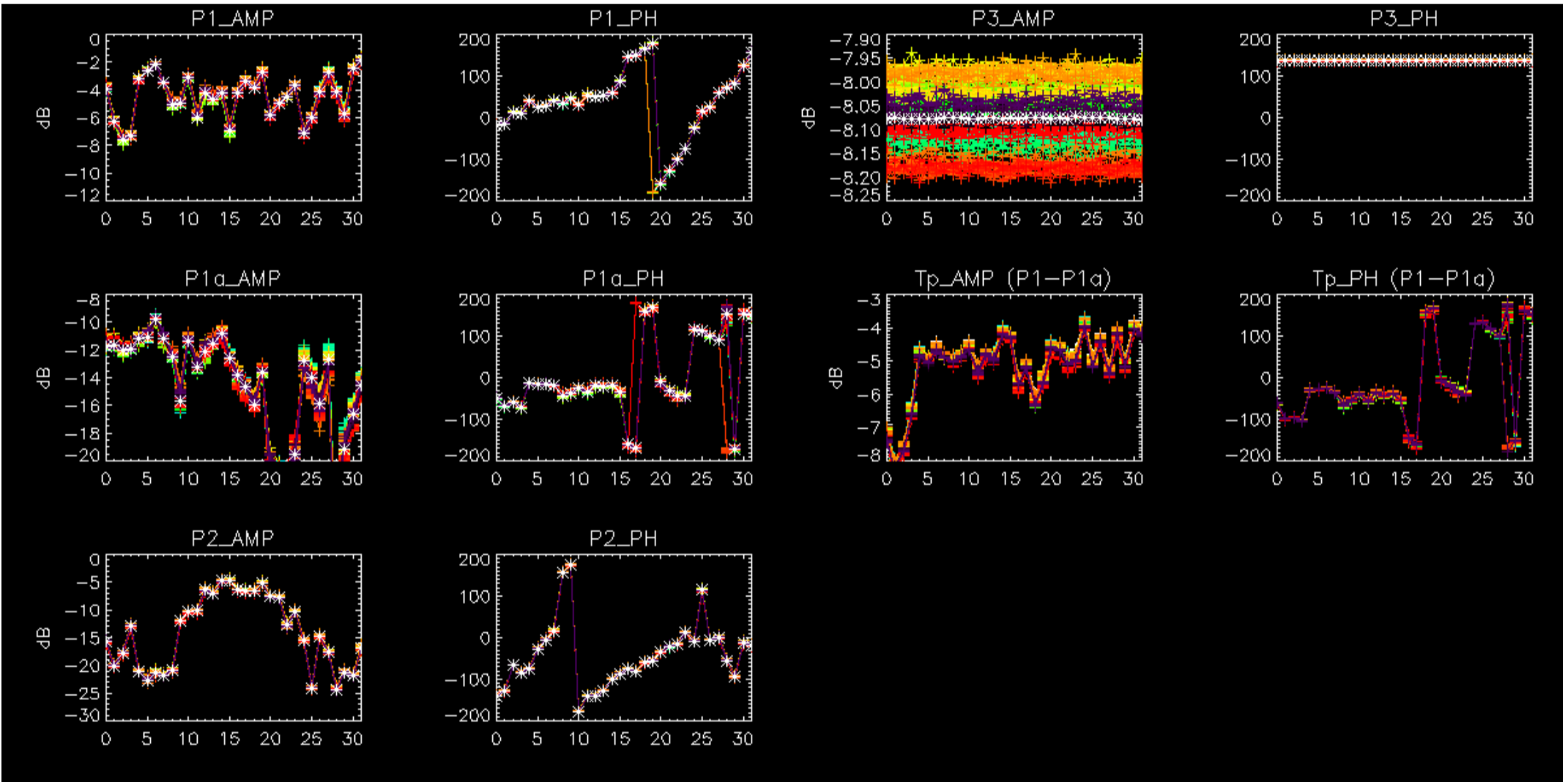
Calibration pulses for WVS IS2 V/V

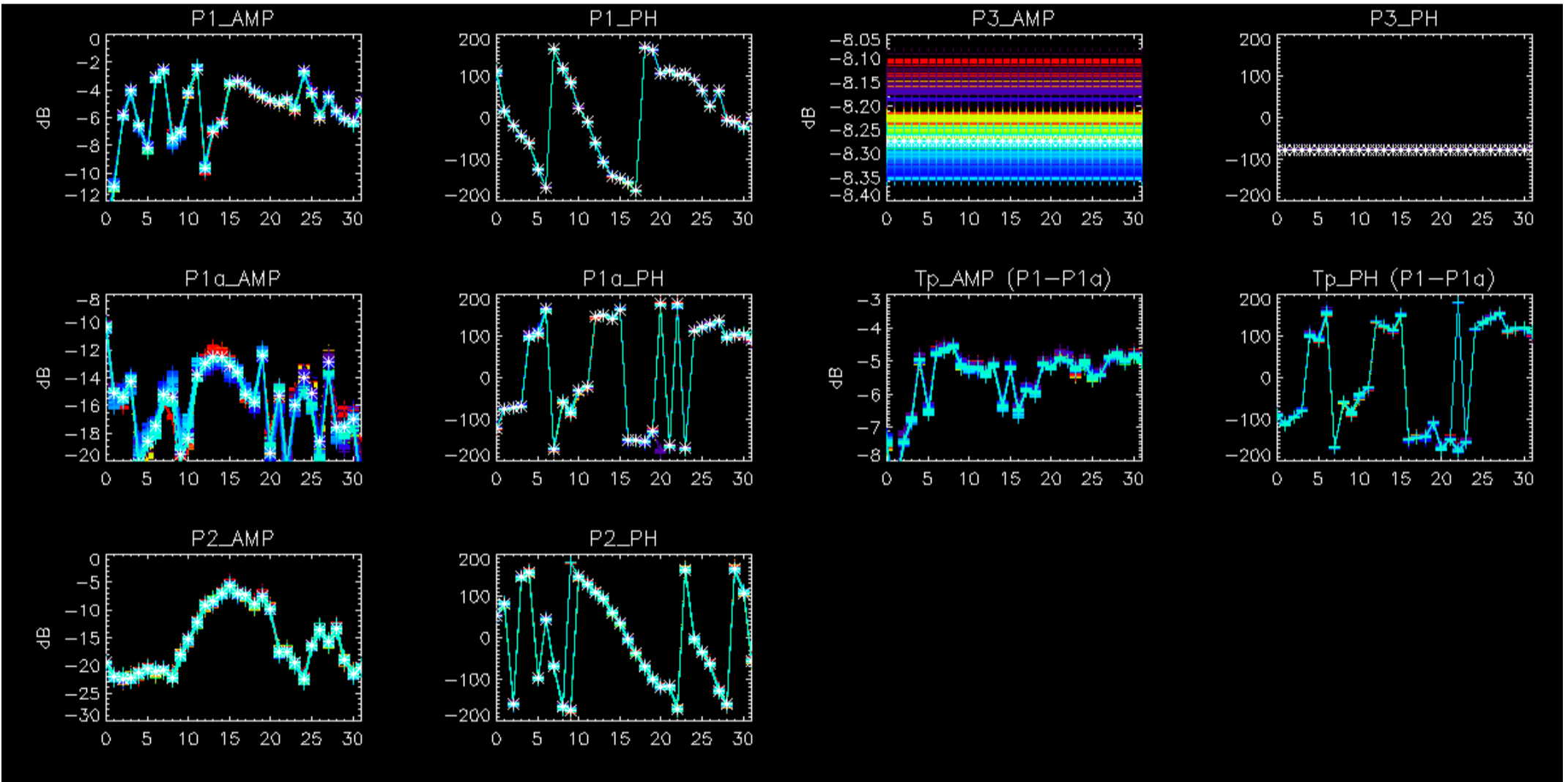


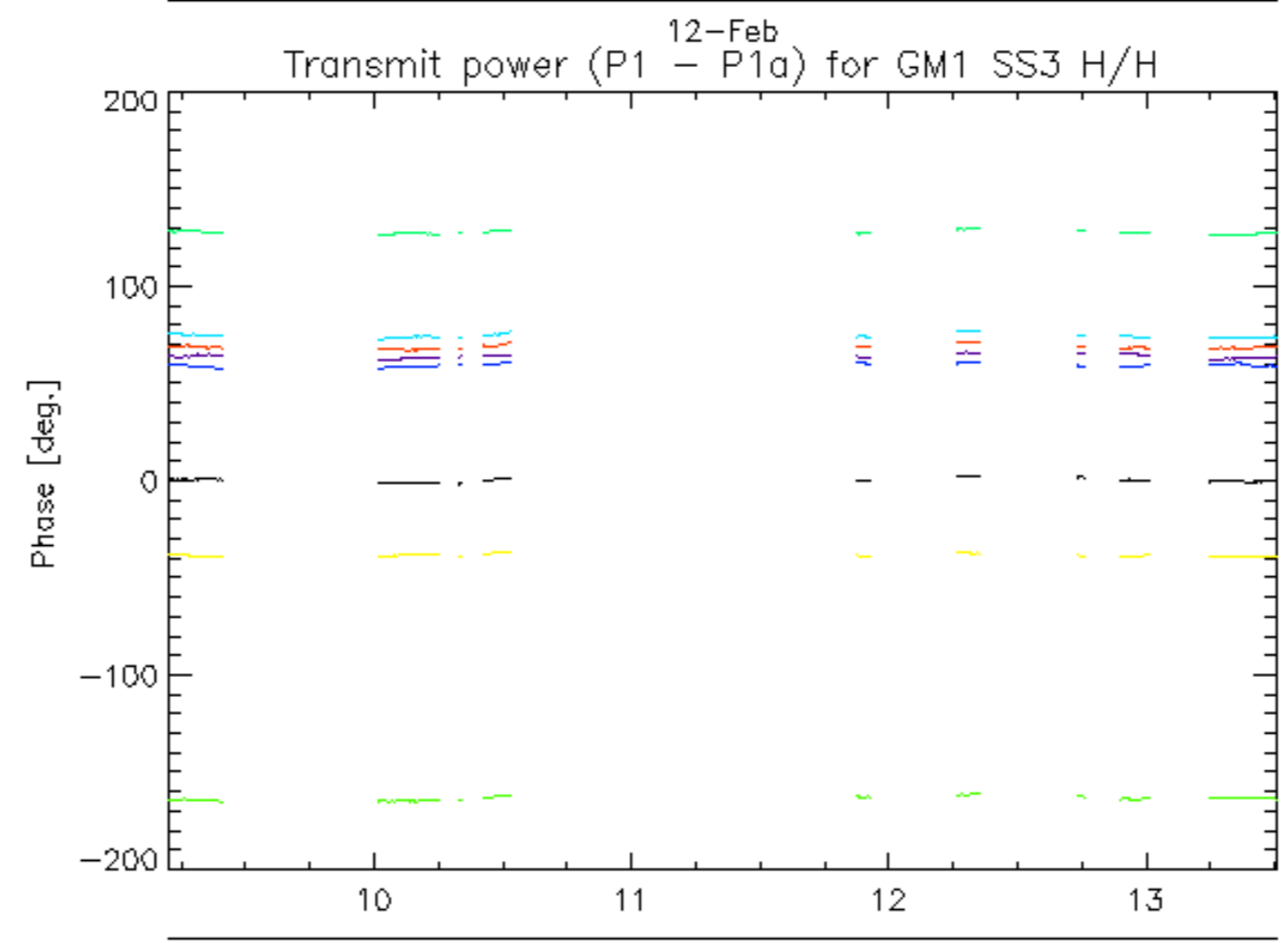
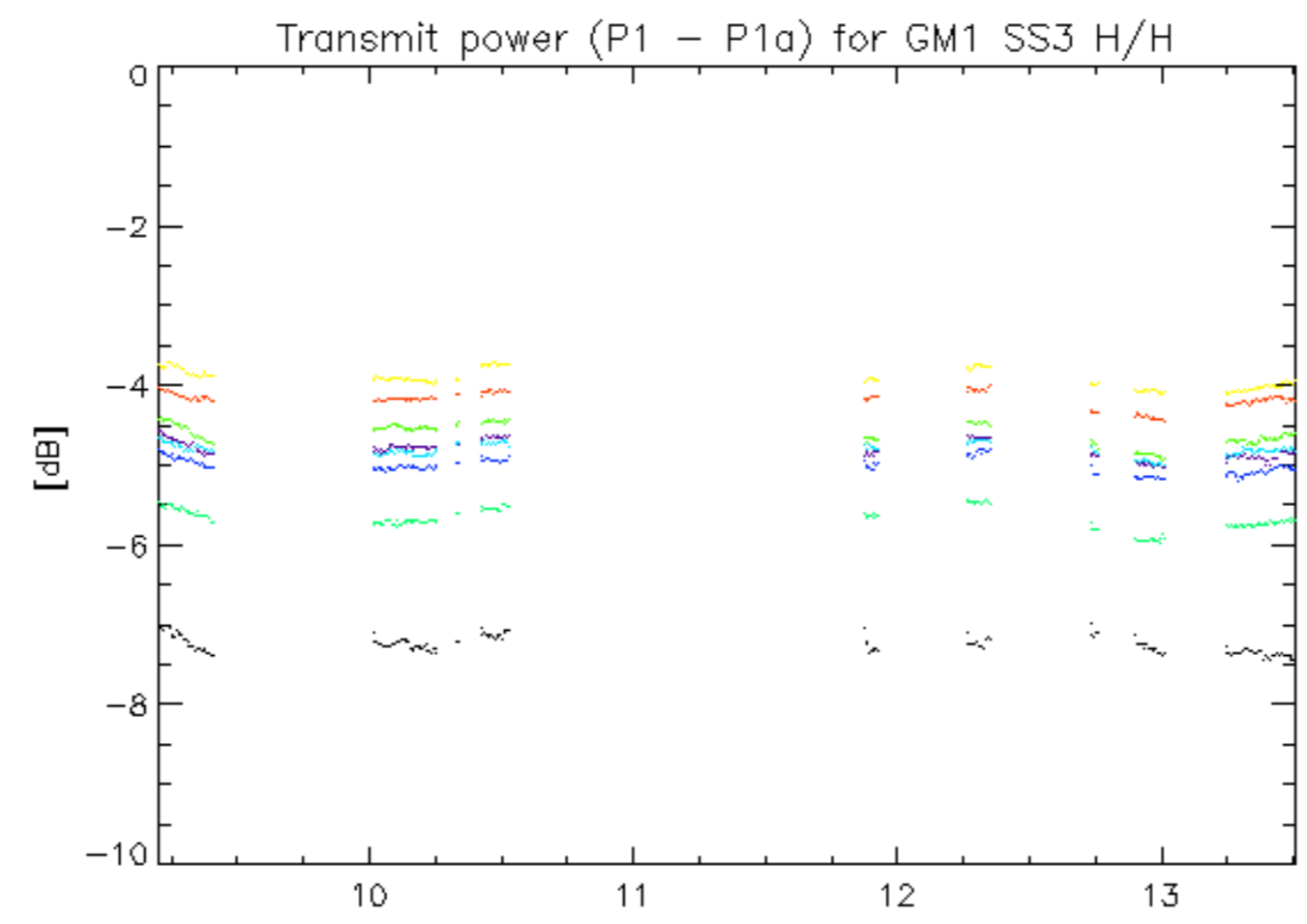
Calibration pulses for WVS IS2 V/V



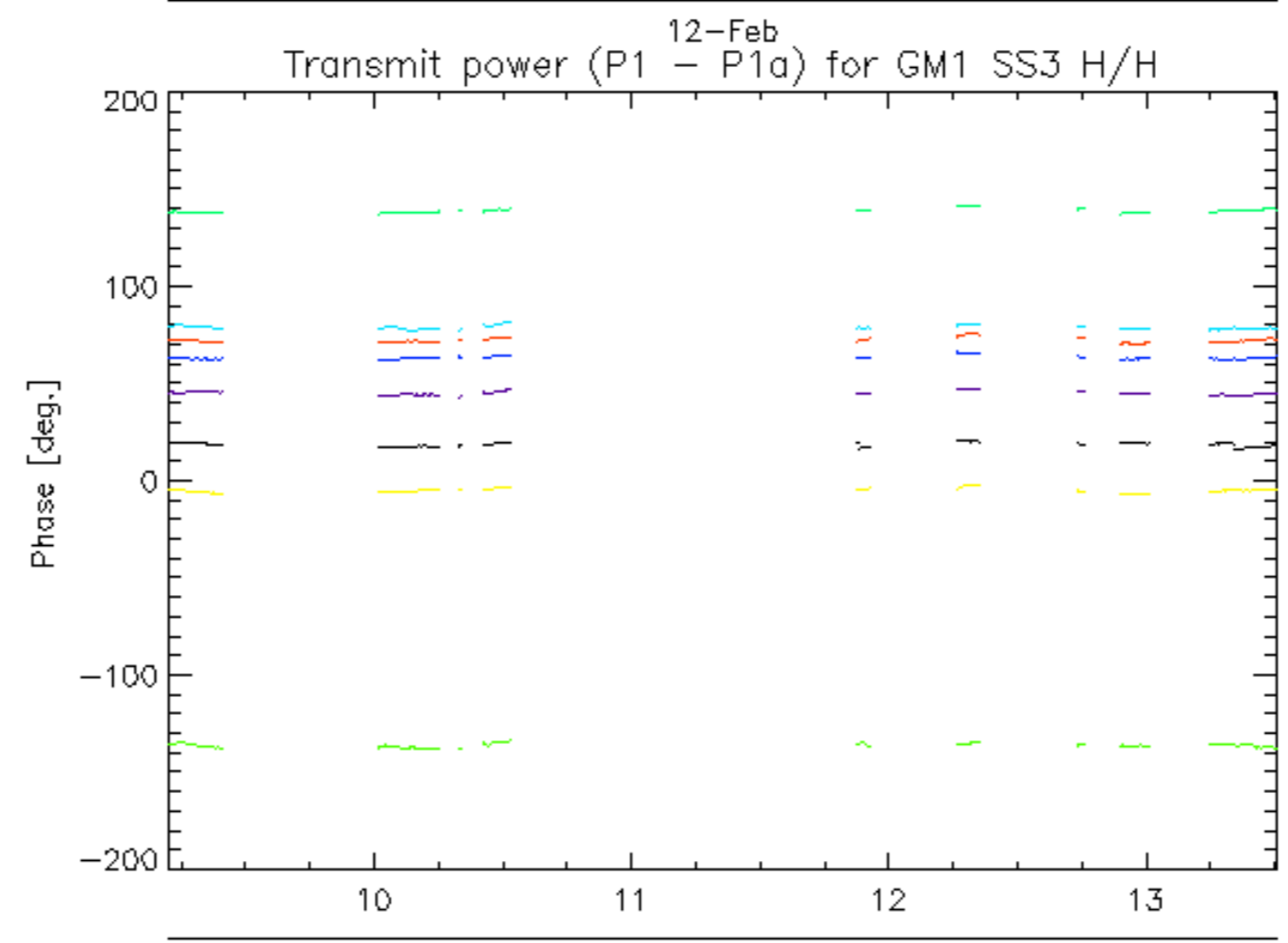
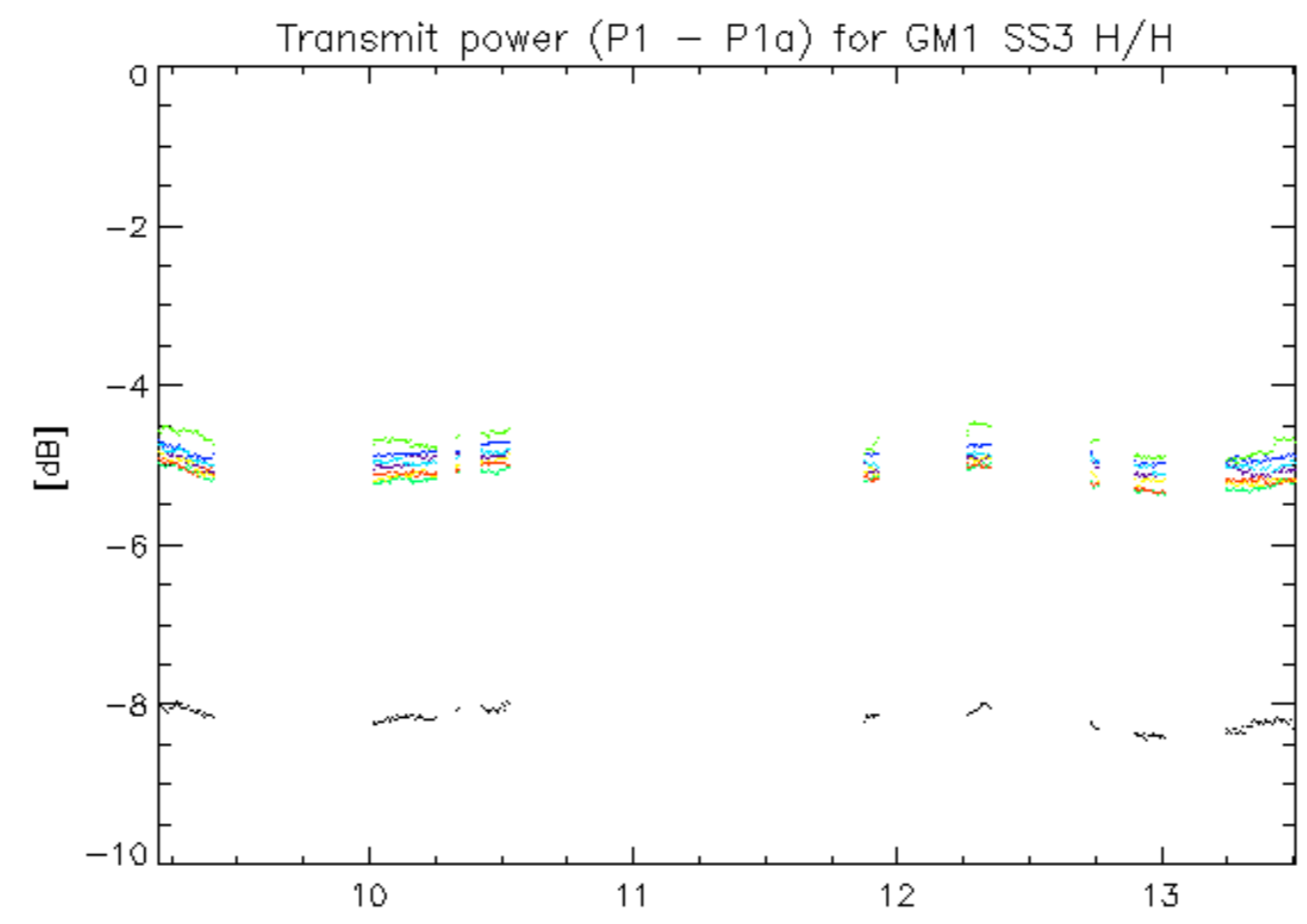
rows: _ 4 _ 8 _ 12 _ 16 _ 20 _ 24 _ 28 _ 32



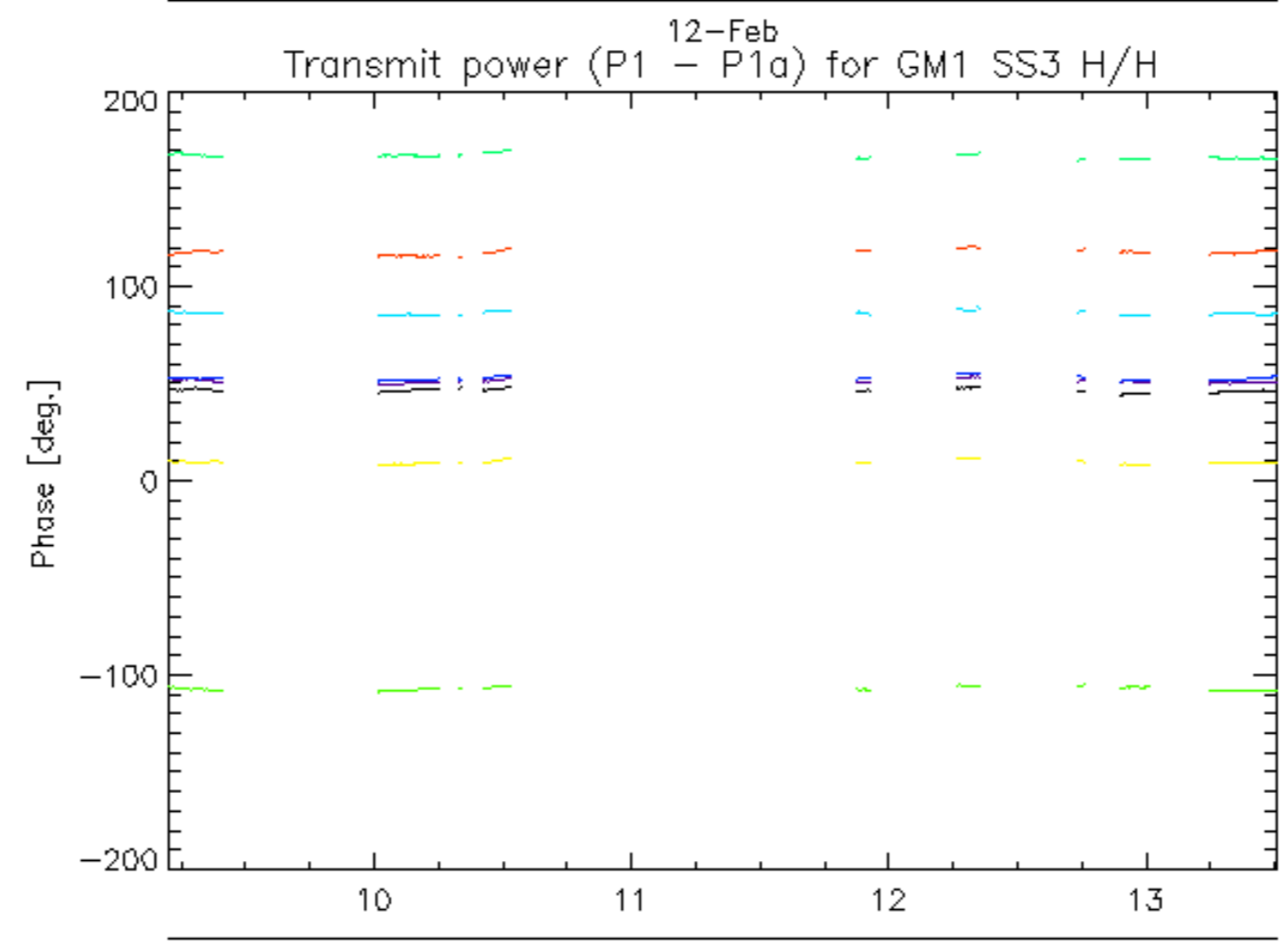
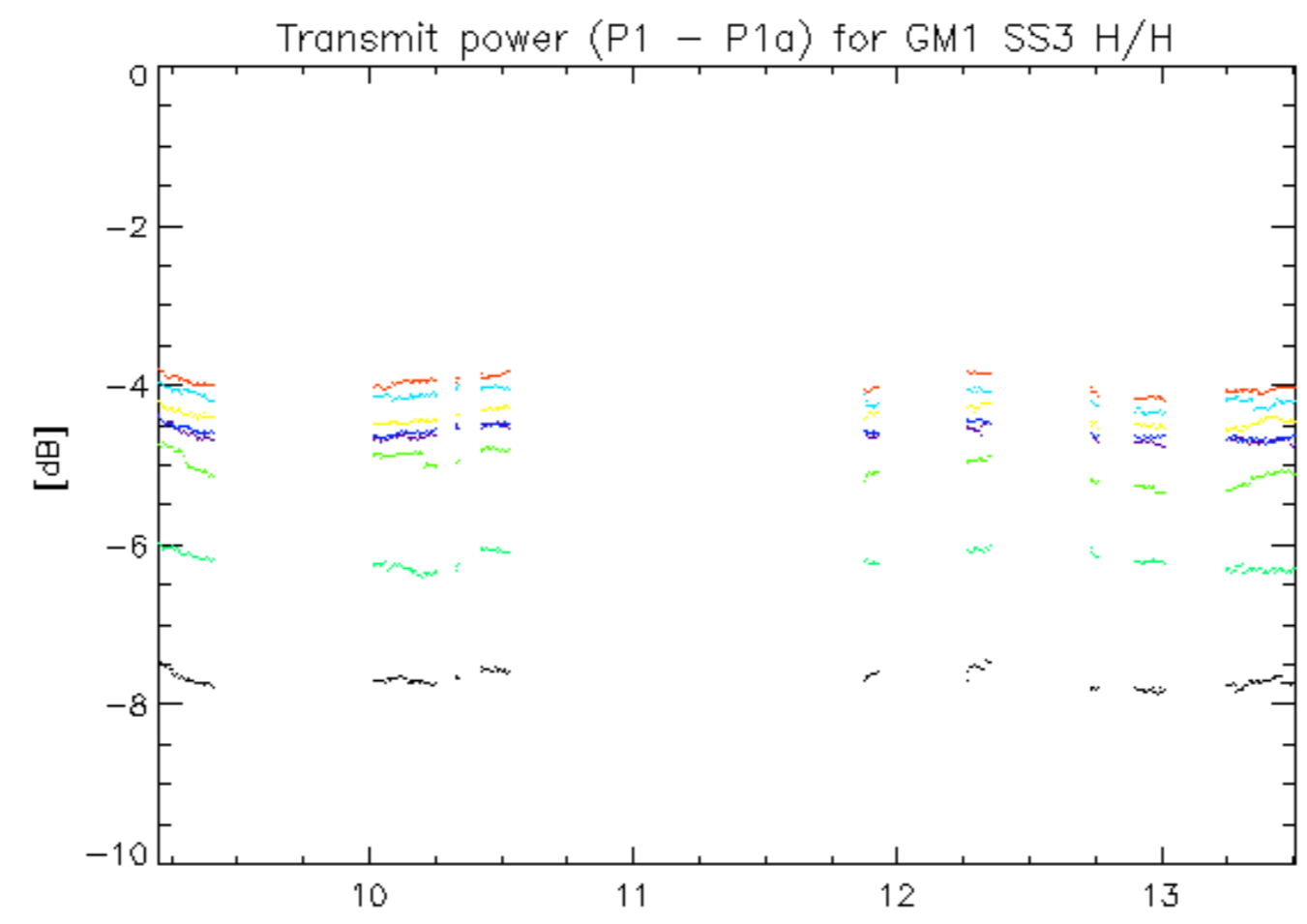




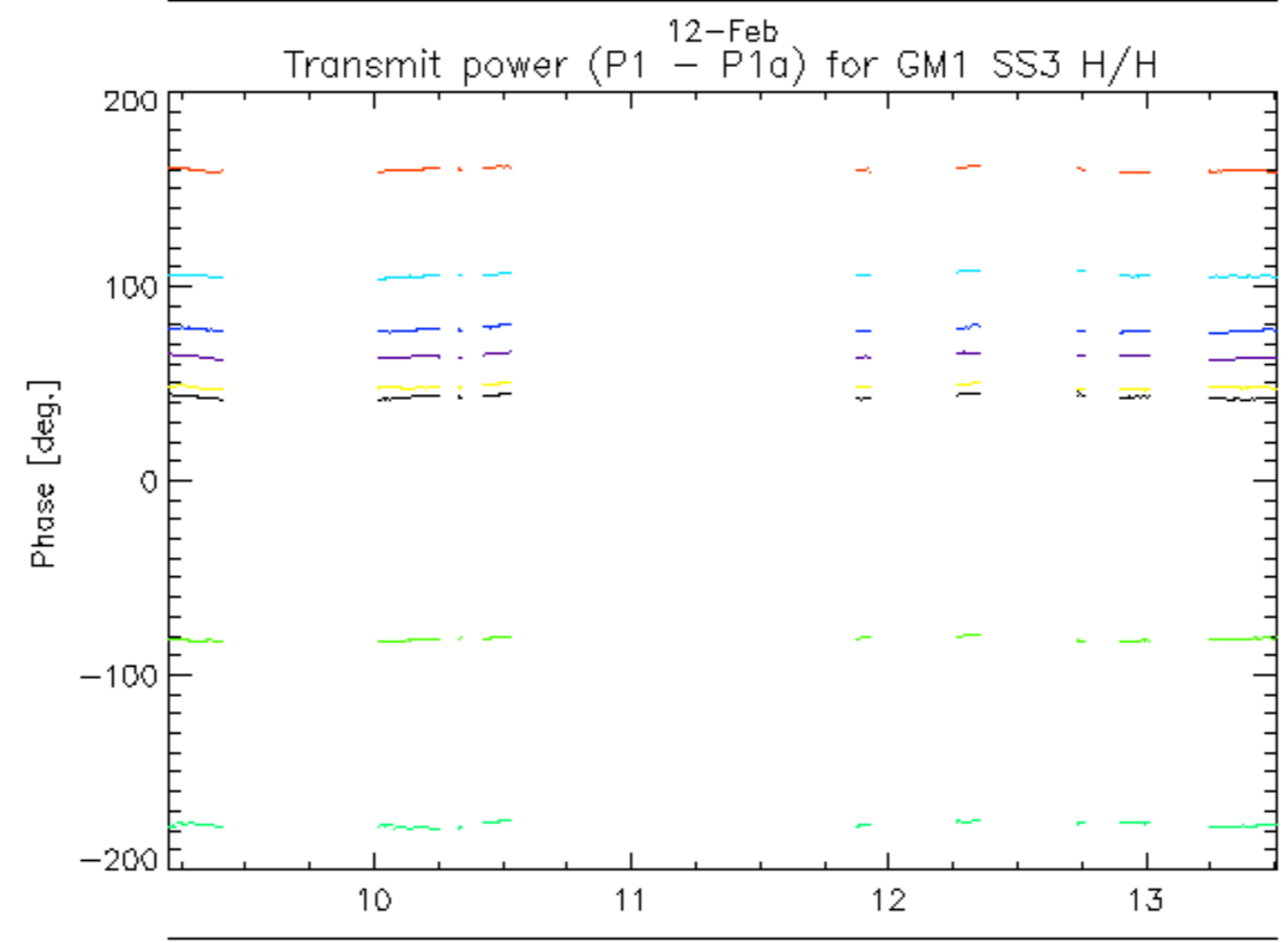
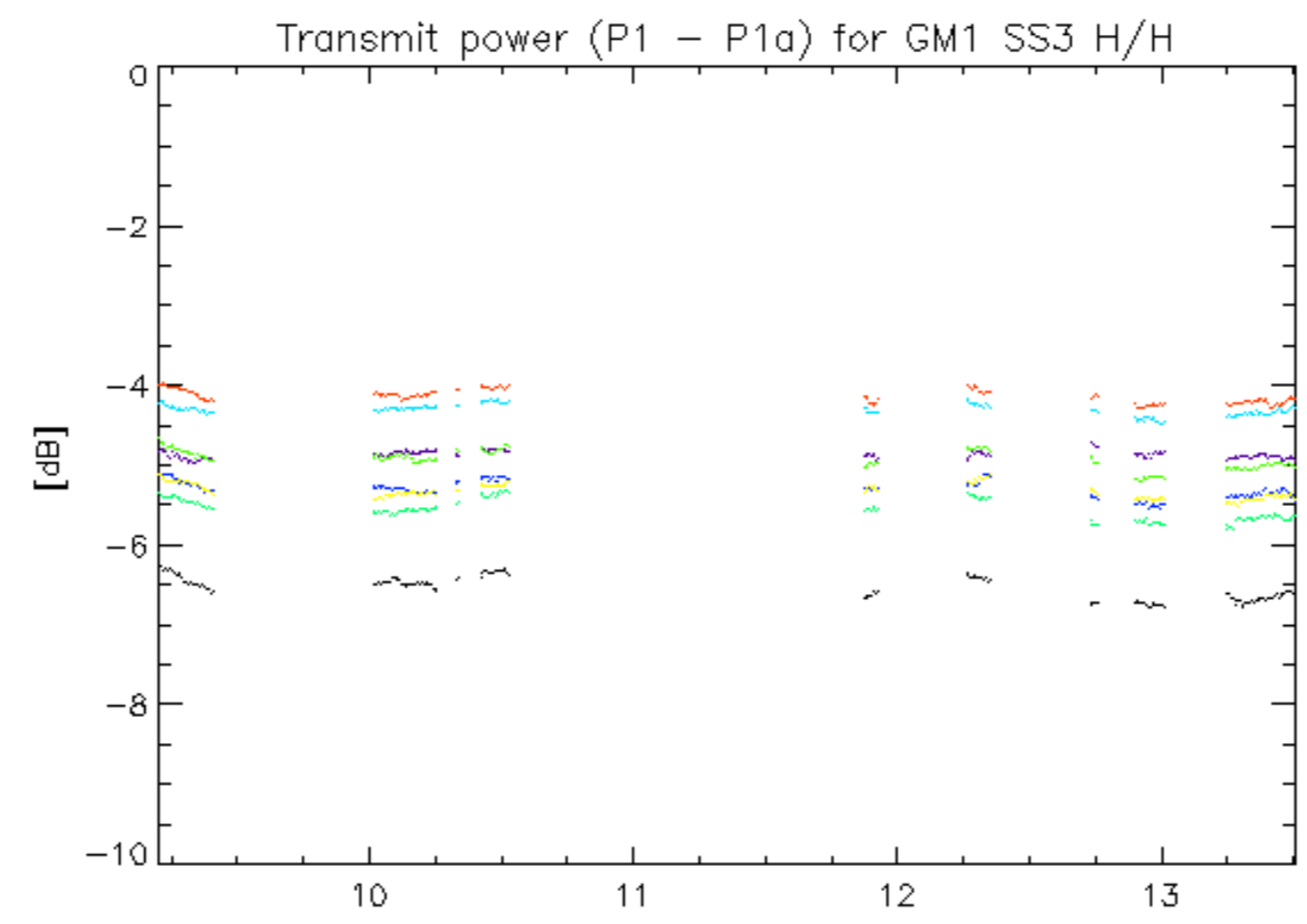
12-Feb
rows: _ 1 _ 5 _ 9 _ 13 _ 17 _ 21 _ 25 _ 29



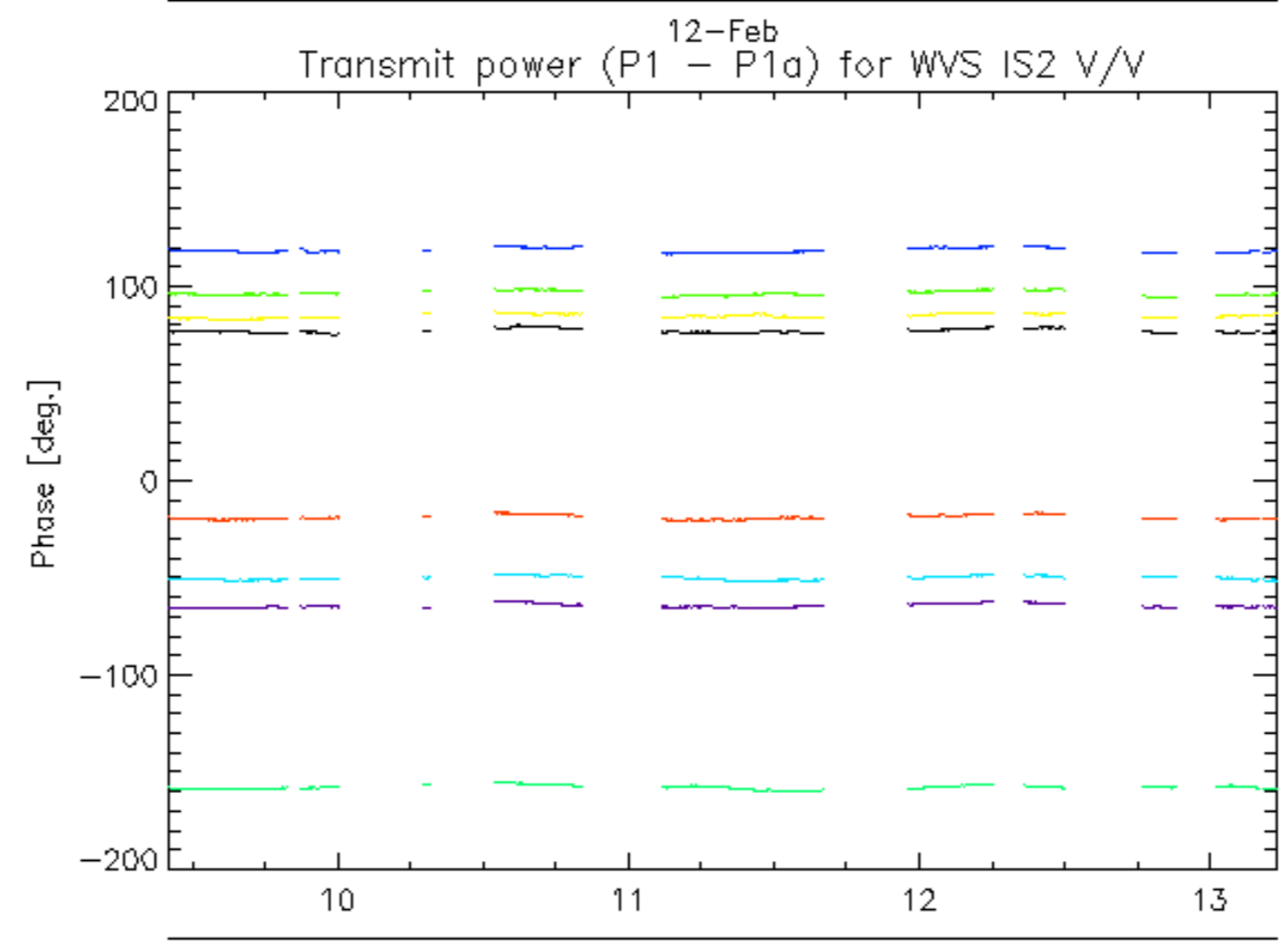
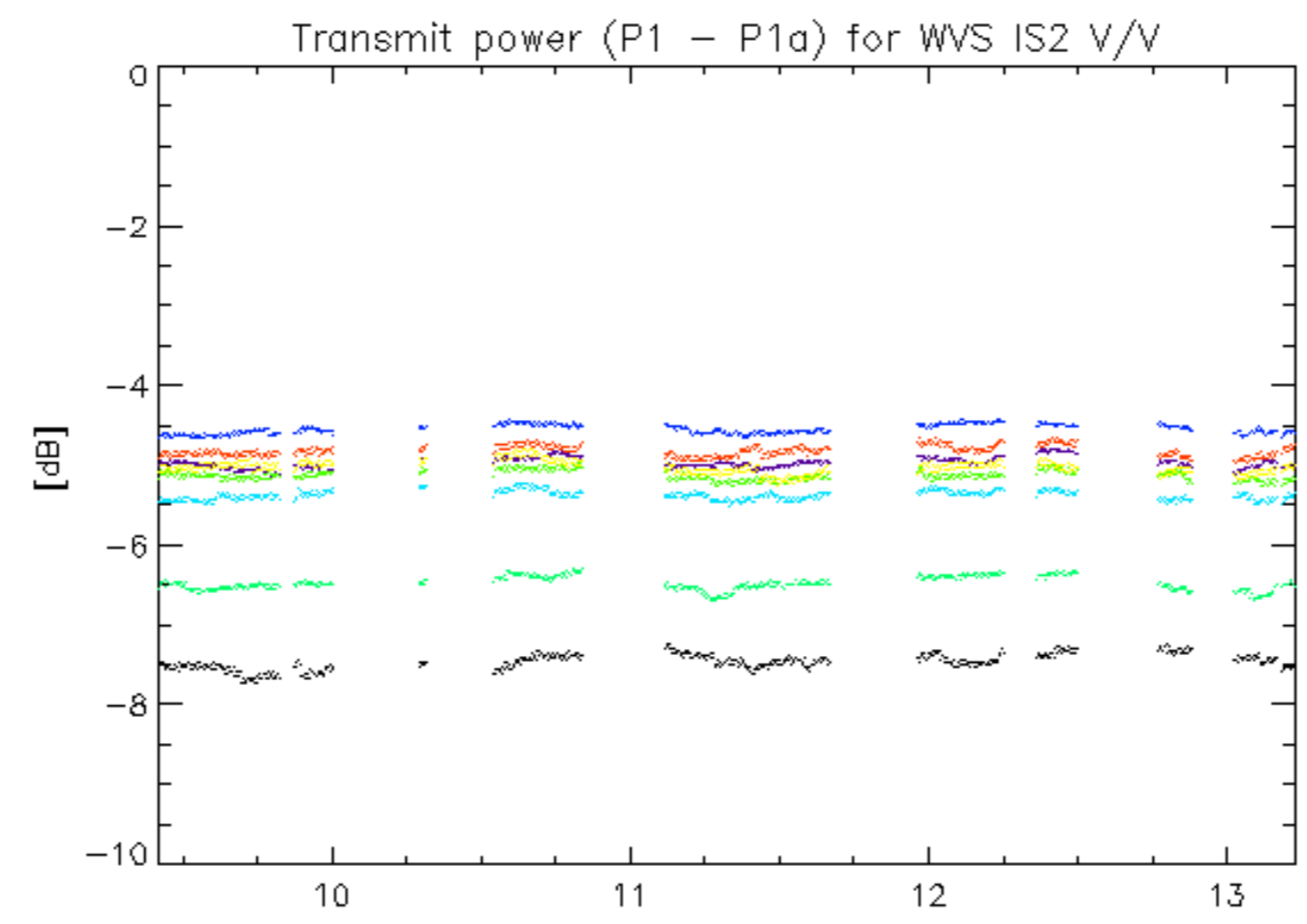
12-Feb
rows: _ 2 _ 6 _ 10 _ 14 _ 18 _ 22 _ 26 _ 30



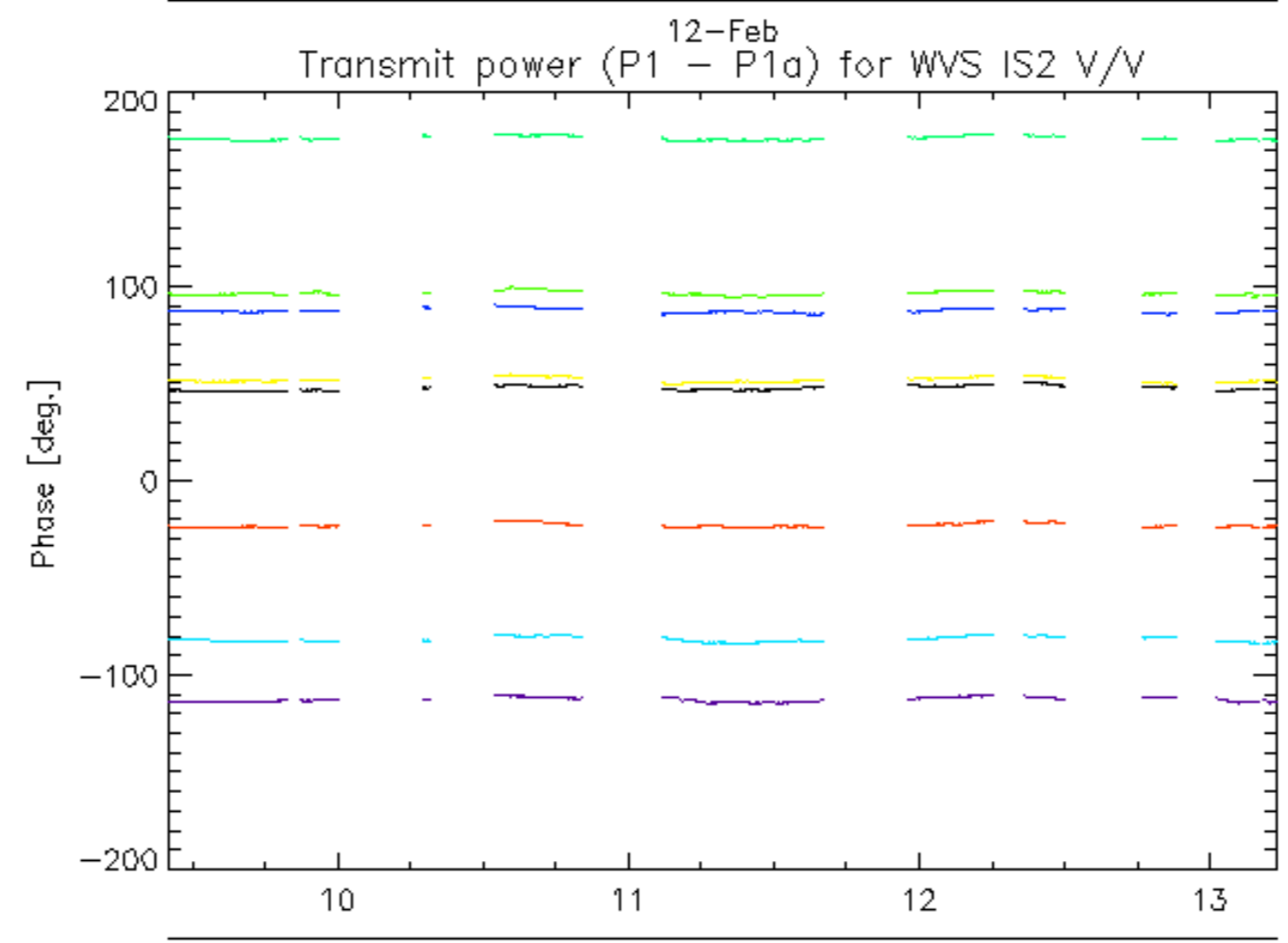
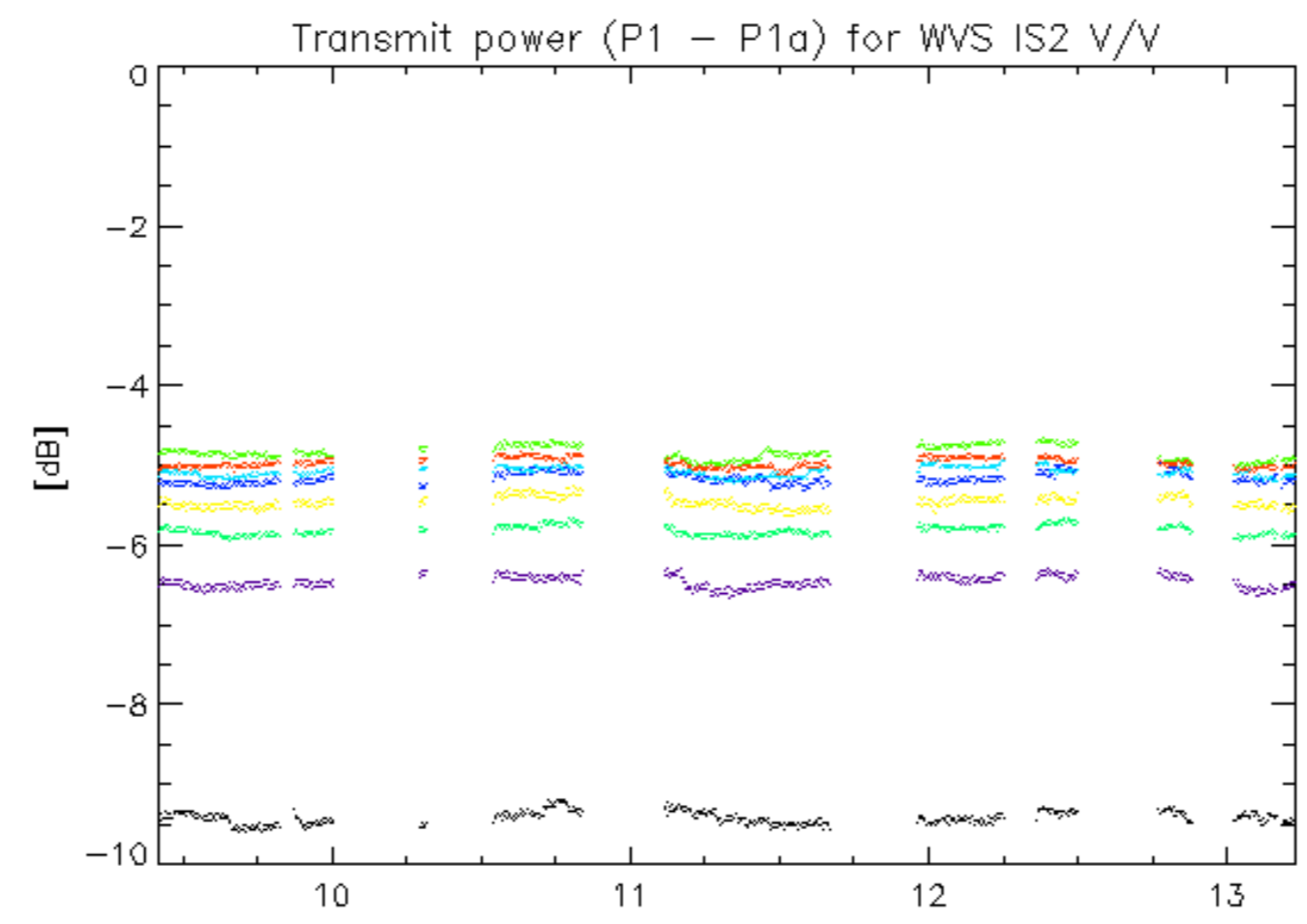
12-Feb
rows: _ 3 _ 7 _ 11 _ 15 _ 19 _ 23 _ 27 _ 31



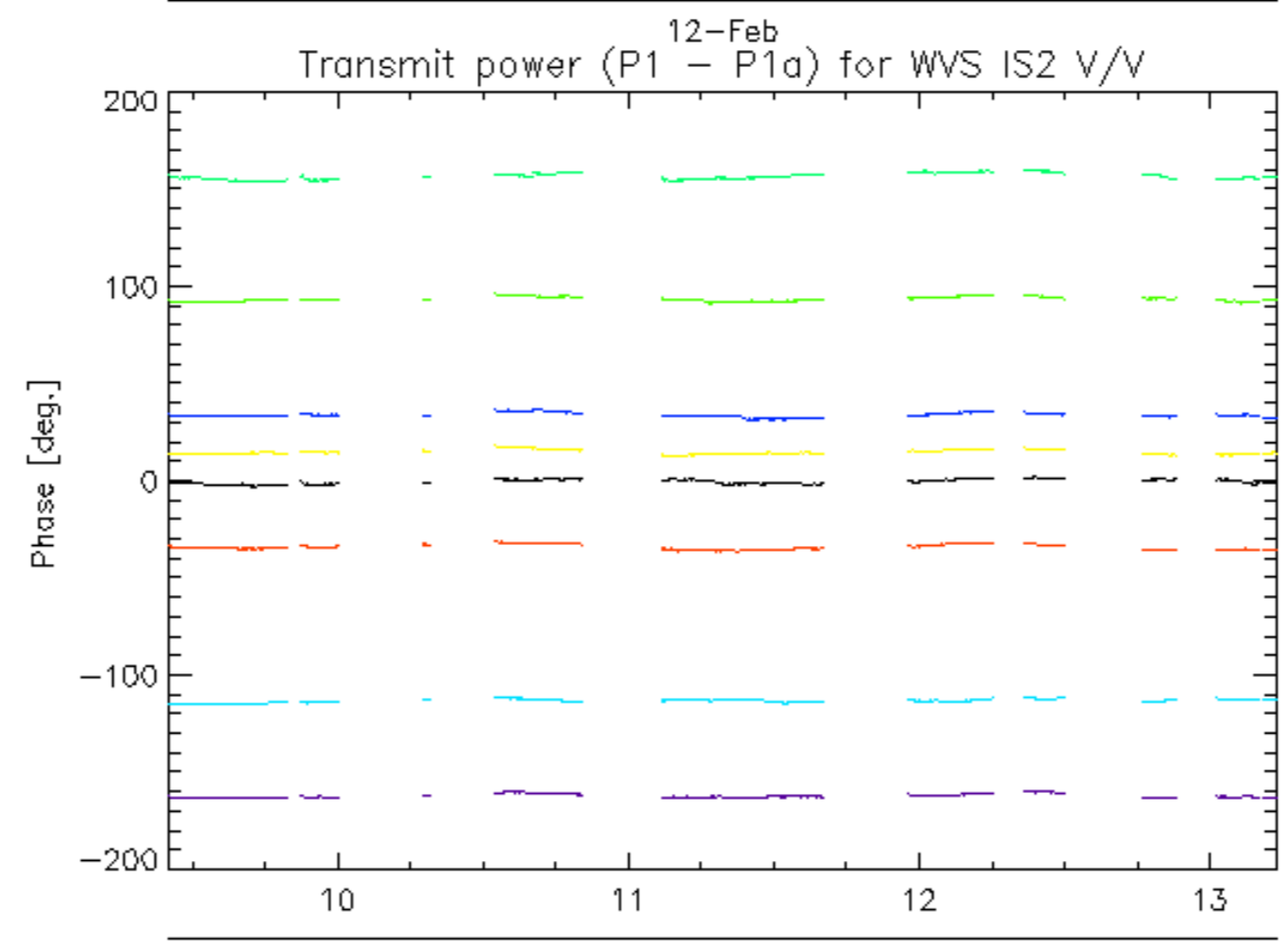
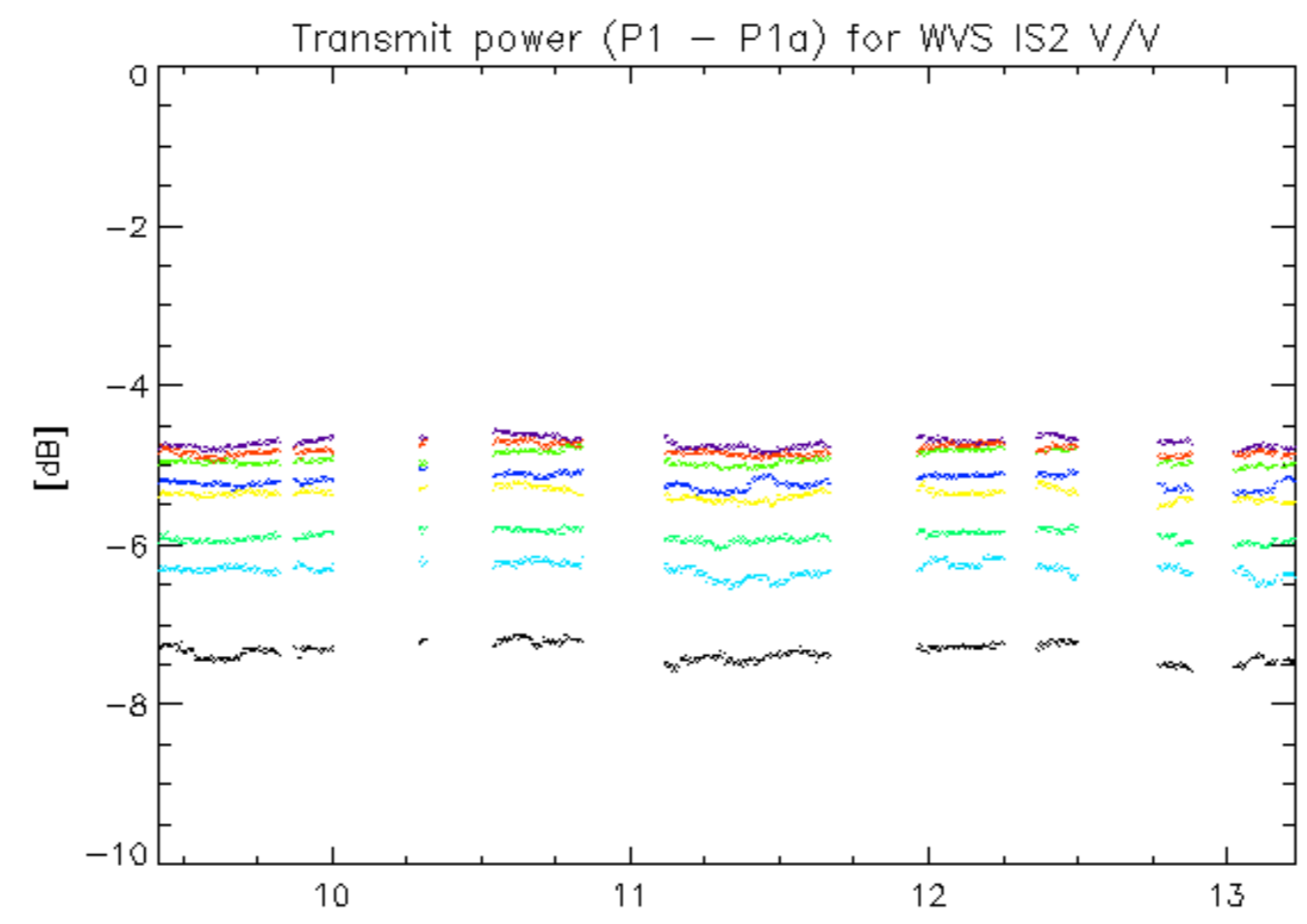
12-Feb
rows: _ 4 _ 8 _ 12 _ 16 _ 20 _ 24 _ 28 _ 32



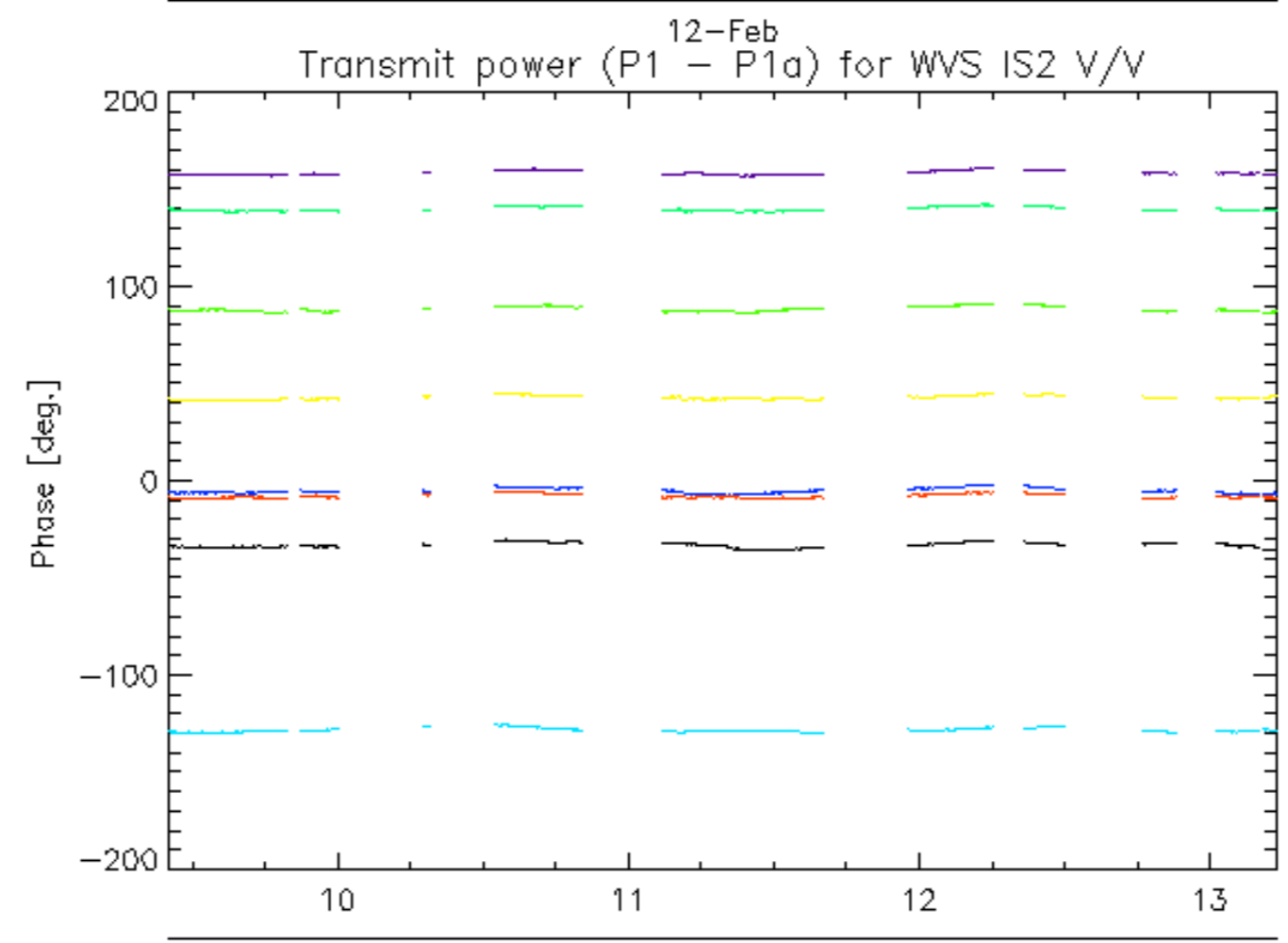
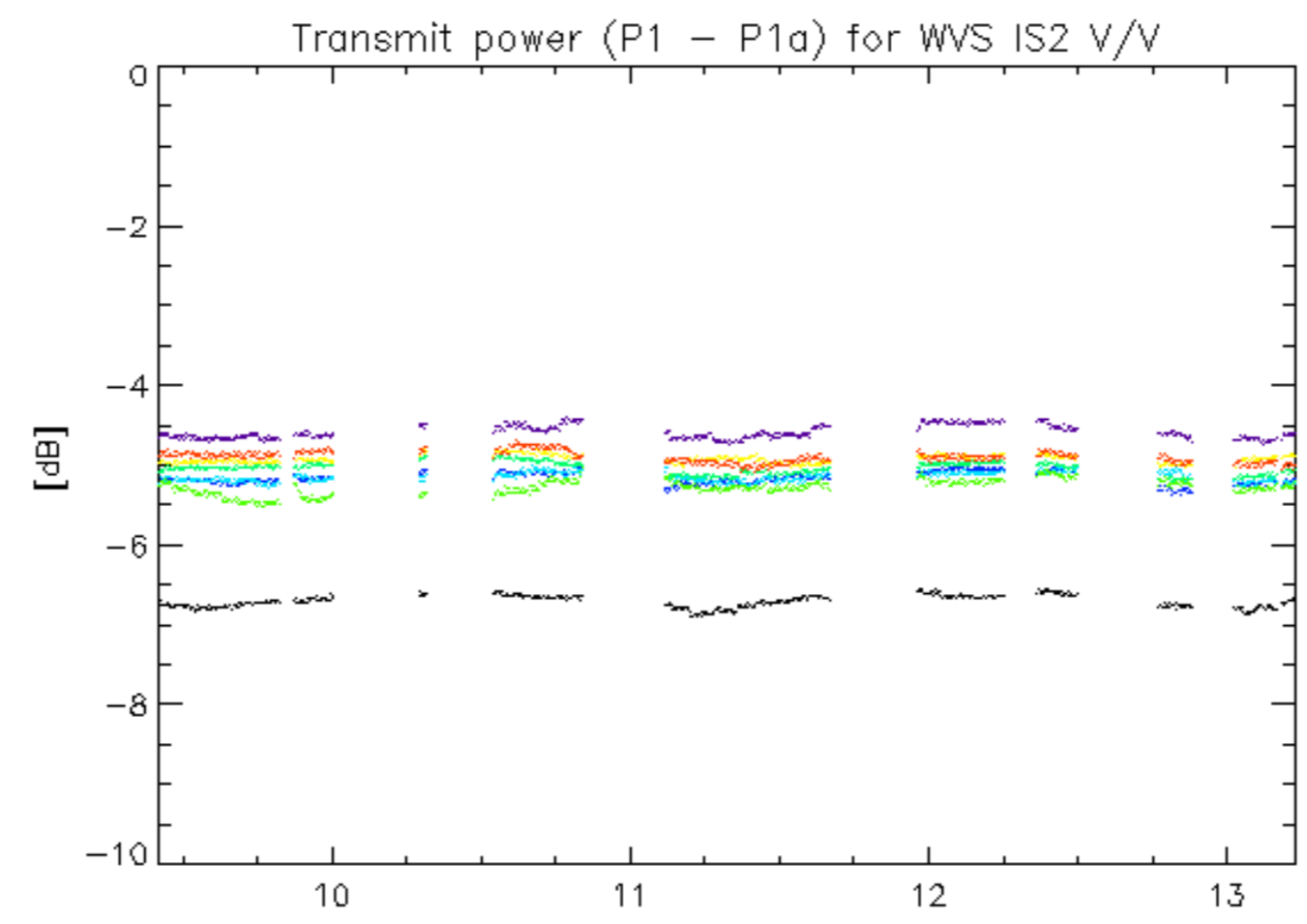
12-Feb
rows: _ 1 _ 5 _ 9 _ 13 _ 17 _ 21 _ 25 _ 29



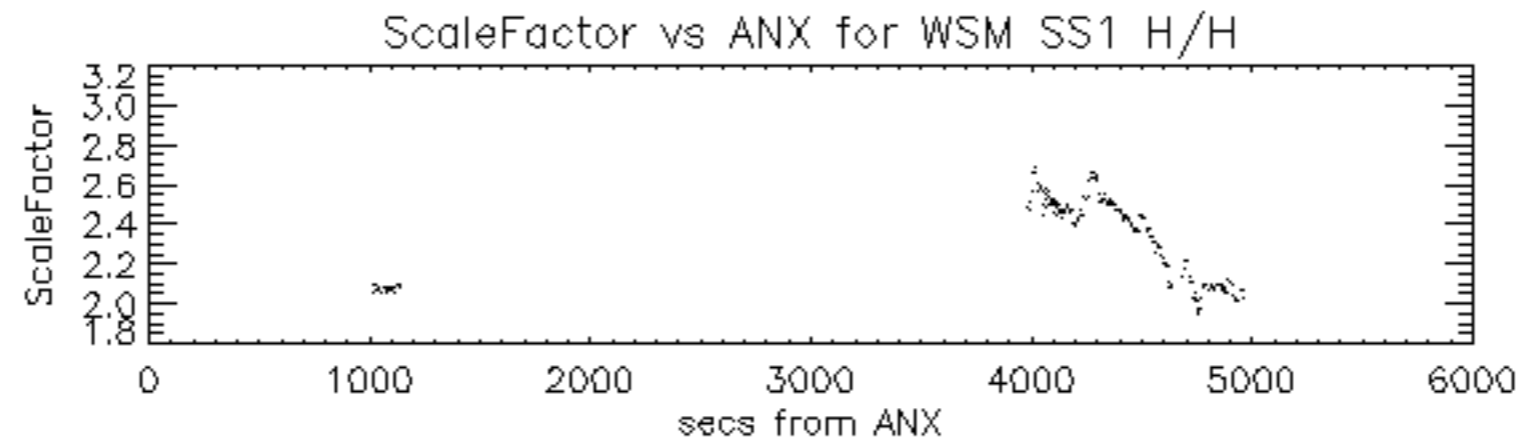
12-Feb
rows: _ 2 _ 6 _ 10 _ 14 _ 18 _ 22 _ 26 _ 30

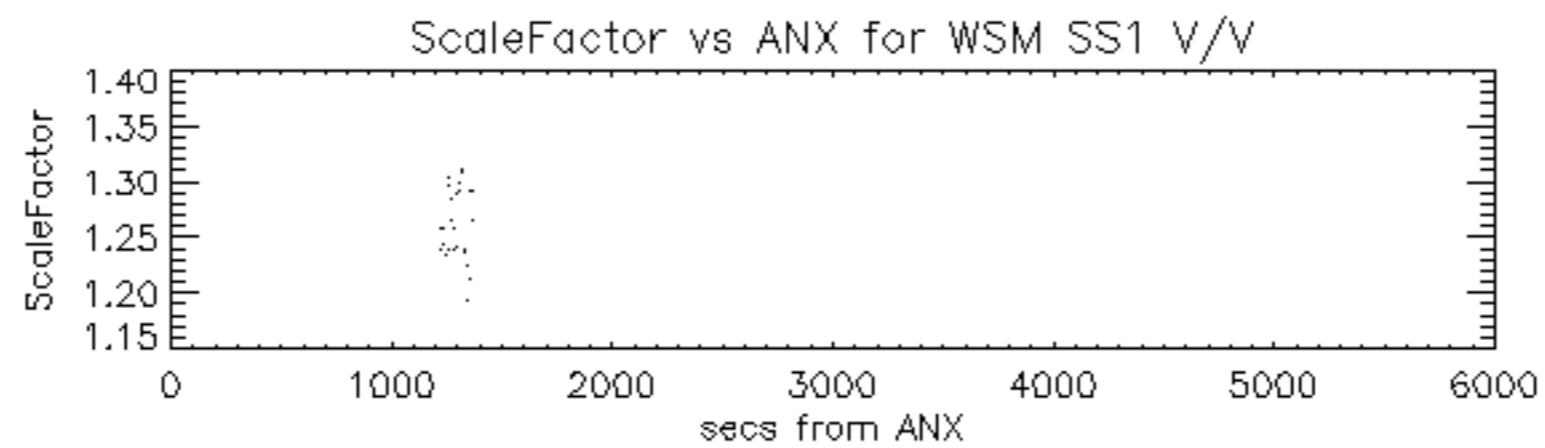


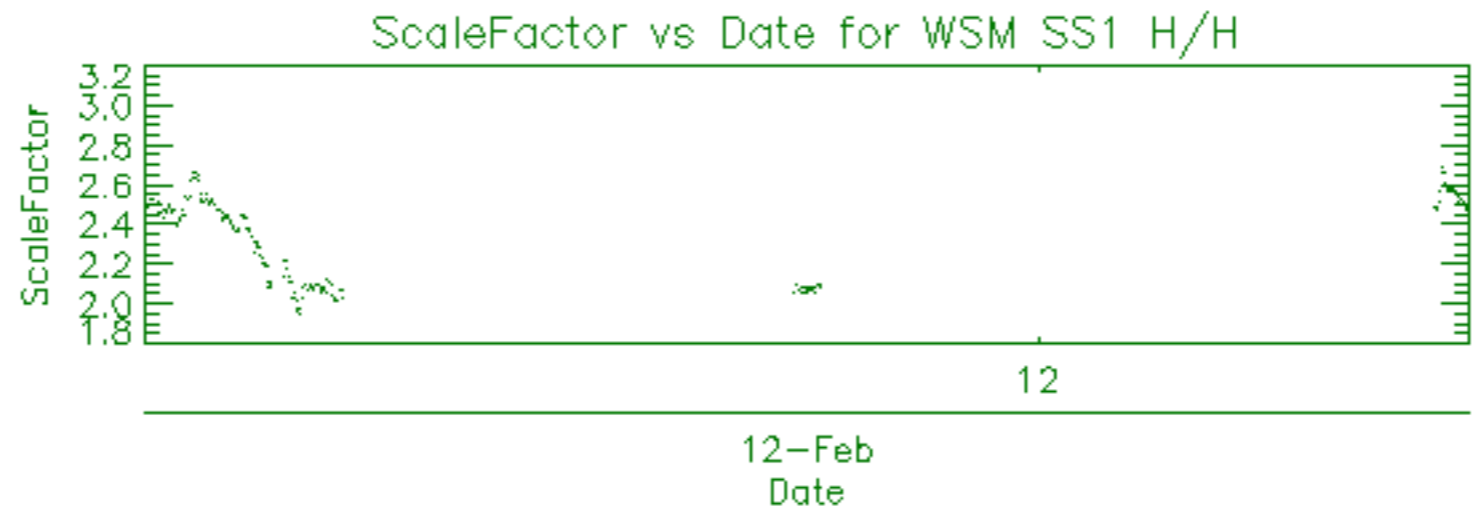
12-Feb
rows: _ 3 _ 7 _ 11 _ 15 _ 19 _ 23 _ 27 _ 31

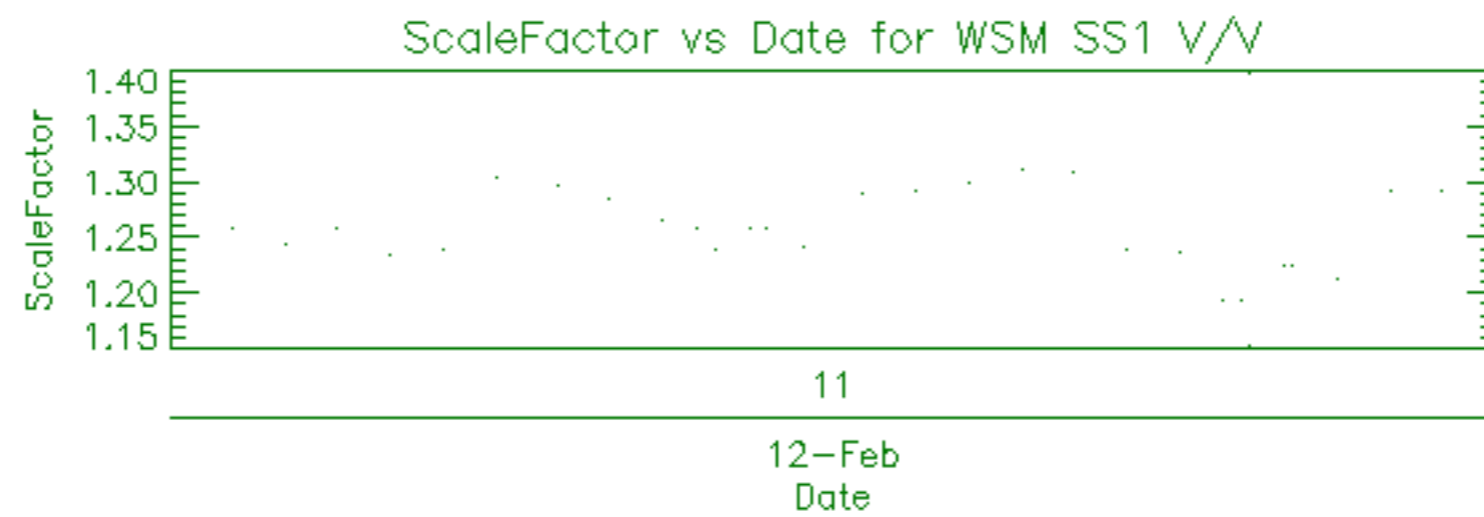


12-Feb
rows: _ 4 _ 8 _ 12 _ 16 _ 20 _ 24 _ 28 _ 32









Filename	Beam	Pol	CycleNumber	absOrbit	relOrbit	procVersion					
ASA_GM1_1PNPDK20080212_091211_000007732066_00007_31123_1063.N1						SS1	H/H	66	31123	7	4.05
ASA_GM1_1PNPDK20080212_100056_000005982066_00008_31124_1068.N1						SS1	H/H	66	31124	8	4.05
ASA_GM1_1PNPDK20080212_100942_000003862066_00008_31124_1170.N1						SS1	H/H	66	31124	8	4.06
ASA_GM1_1PNPDK20080212_101942_000001022066_00008_31124_1172.N1						SS1	H/H	66	31124	8	4.06
ASA_GM1_1PNPDK20080212_102522_000004282066_00008_31124_1180.N1						SS1	H/H	66	31124	8	4.06
ASA_GM1_1PNPDK20080212_115229_000002352066_00009_31125_1287.N1						SS1	H/H	66	31125	9	4.06
ASA_GM1_1PNPDK20080212_121546_000003502066_00009_31125_1292.N1						SS1	H/H	66	31125	9	4.06
ASA_GM1_1PNPDK20080212_124359_000001322066_00009_31125_1297.N1						SS1	H/H	66	31125	9	4.06
ASA_GM1_1PNPDK20080212_125355_000004532066_00009_31125_1302.N1						SS1	H/H	66	31125	9	4.06
ASA_GM1_1PNPDK20080212_131442_000009912066_00010_31126_1383.N1						SS1	H/H	66	31126	10	4.06

Filename	Beam	Pol	CycleNumber	absOrbit	relOrbit	procVersion			
ASA_IMM_1PNPDK20080212_101610_000000362066_00008_31124_1136.N1						IS2	V/V	66	31124 8 4.05
ASA_IMM_1PNPDE20080212_102122_000000512066_00008_31124_9115.N1						IS1	V/V	66	31124 8 4.06
ASA_IMM_1PNPDK20080212_115056_000000772066_00009_31125_1264.N1						IS2	H/H	66	31125 9 4.06

Filename	Beam	Pol	CycleNumber	absOrbit	relOrbit	procVersion					
ASA_WSM_1PNPDE20080212_105113_000004832066_00008_31124_9140.N1						SS1	H/H	66	31124	8	4.06
ASA_WSM_1PNPDE20080212_105843_000001522066_00008_31124_9178.N1						SS1	H/H	66	31124	8	4.06
ASA_WSM_1PNPDE20080212_110150_000002912066_00008_31124_9184.N1						SS1	H/H	66	31124	8	4.06
ASA_WSM_1PNPDE20080212_114112_000001402066_00009_31125_9180.N1						SS1	H/H	66	31125	9	4.06
ASA_WSM_1PNPDE20080212_114440_000001642066_00009_31125_9176.N1						SS1	V/V	66	31125	9	4.06
ASA_WSM_1PNPDE20080212_123036_000001772066_00009_31125_9182.N1						SS1	H/H	66	31125	9	4.06

Filename	Beam	Pol	CycleNumber	absOrbit	relOrbit	procVersion					
ASA_WVS_1PNPDK20080212_092505_000014542066_00007_31123_1061.N1						IS2	V/V	66	31123	7	4.05
ASA_WVS_1PNPDK20080212_095227_000004652066_00008_31124_1066.N1						IS2	V/V	66	31124	8	4.05
ASA_WVS_1PNPDK20080212_101730_000000902066_00008_31124_1175.N1						IS2	V/V	66	31124	8	4.06
ASA_WVS_1PNPDK20080212_103234_000010642066_00008_31124_1178.N1						IS2	V/V	66	31124	8	4.06
ASA_WVS_1PNPDK20080212_110645_000019942066_00008_31124_1183.N1						IS2	V/V	66	31124	8	4.06
ASA_WVS_1PNPDK20080212_115746_000010342066_00009_31125_1290.N1						IS2	V/V	66	31125	9	4.06
ASA_WVS_1PNPDK20080212_122139_000004952066_00009_31125_1295.N1						IS2	V/V	66	31125	9	4.06
ASA_WVS_1PNPDK20080212_124616_000004052066_00009_31125_1300.N1						IS2	V/V	66	31125	9	4.06
ASA_WVS_1PNPDK20080212_130131_000007342066_00009_31125_1310.N1						IS2	V/V	66	31125	9	4.06

